



## HISTORIC SPORTS CAR CLUB LTD

Silverstone Circuit. Silverstone. Nr Towcester. Northamptonshire. NN12 8TN

Tel: +44 (0)1327 858400.

E-mail: [office@hsc.org.uk](mailto:office@hsc.org.uk). Web Site: [www.hsc.org.uk](http://www.hsc.org.uk).

## HSCC Historic Formula 3 Championship © Regulations 2026

### 1. SPORTING REGULATIONS - GENERAL

#### 1.1 Title and Jurisdiction:

The HSCC Historic Formula 3 Championship © is owned, organised and administered by the Historic Sports Car Club [HSCC] in accordance with the **National Competition Rules** (NCR) (incorporating the provisions of the International Sporting Code of the FIA) and these Series Regulations.

**Motorsport UK Championship Permit No: CH2026/R085**

**Race Status: Interclub**

**Motorsport UK Championship Grade: D**

This document defines the specific Championship regulations and structure of the Championship for both fair and safe competition and are to be adhered to by all Entrants and Drivers at all times.

The Organisers reserve the right to amend or clarify these Championship Regulations at any time during the season by way of publication of Official Championship Bulletins issued in accordance with NCR Ch. 3 App. 10 Art 4.2 and subject to Motorsport UK approval.

#### 1.2 Officials:

1.2.1 Championship Coordinator: Donna Peters c/o HSCC, Silverstone Circuit, Silverstone, Nr. Towcester, Northants NN12 8TN. Tel. 01327 858400.

1.2.2 Championship Licensed Eligibility Scrutineer: Sue Bateman, c/o HSCC, Silverstone Circuit, Silverstone, Nr. Towcester, Northants NN12 8TN. Tel. 01327 858400.

1.2.3 Championship Stewards: Frank Lyons, Alan Jones, Chris Alford c/o HSCC, Silverstone Circuit, Nr. Towcester, Northants, NN12 8TN.

**Championship Stewards NCR 4.1.1.2.** The Championship Stewards can only adjudicate on any disputes irregularities or appeals arising from the published Championship regulations. They are also empowered to consider any request from the Championship Co-ordinator to penalize Competitors for any breach of Championship Regulations and after holding a formal hearing those Stewards may impose a penalty in accordance with NCR Chapter 2 subject to the rights of Appeal to the National Court there provided.

#### 1.3 Competitor Eligibility:

1.3.1 Entrants must:

- I be fully paid-up members of the HSCC, and
- II be a fully paid-up member of the One-Litre F3 Historic Racing Association, and
- III be Registered for the Championship, and
- IV be in possession of a valid Motorsport UK Entrants Licence.

**Published Regulations**

**1.3.2 Drivers and Entrant/Drivers must:**

- I Be current Members of the HSCC, and the One Litre F3 Historic Racing association, and
- II Be Registered for the Championship and
- III Be in possession of a valid Competition (Racing) Club status Licence as a minimum

\*Or be in possession of the highest grade of national Race licence or valid FIA International Licence, including confirmation of a valid medical certification, together with their ASN's written consent (FIA ISC Article 2.3.7 applies).

1.3.2.1 Additionally. If participation in the Championship requires absence from education a driver, in full time school education is required to have the approval of their head teacher by way of a letter stating such approval to fulfil registration for the Championship. A driver shall not take time out of their education to participate in motor sport without the prior written approval of their education establishment.

1.3.4 All competitors must sign-on at Events that they compete in and all necessary documentation must be available to be presented for checking at all rounds times upon the demand of the Officials when signing-on.

1.3.5 Competitors not registered for the Championship may be permitted on an individual round basis and will:

- (a) be deemed "Guest Competitors
- (b) not score points and will be ignored for the purpose of points scoring
- (c) qualify for Event awards
- (d) comply with the eligibility criteria as prescribed in Article 1.3. above, with the exception of 1.3.1. (b) and 1.3.2. (b)

**1.4 Registration**

1.4.1 All competitors must register as competitors for the Championship via the online membership registration process at [www.hsc.org.uk](http://www.hsc.org.uk) prior to the Final Closing Date for the first round being entered.

1.4.2 The Membership year runs from 1<sup>st</sup> January to 31<sup>st</sup> December. Registrations will be received from 1<sup>st</sup> January in the membership year.

1.4.3 Registration numbers will be the permanent Competition numbers for the Championship season and issued by the organisers on a first come, first serve basis.

1.4.4 Fully paid-up members of the One-Litre F3 Historic Racing Association may race in the F3 Historic European Championship under reciprocal arrangements.

**1.5 Championship Events:**

The Championship will be contested at 5 events as follows:

Date	Circuit	Status	Org. Club
30-31 May	Donington Park*	Interclub	HSCC
11-12 July	Brands Hatch GP Circuit*	Interclub	HSCC
8-9 August	Castle Combe*	Interclub	CCRC
29-31 August	Oulton Park International Circuit*	Interclub	HSCC
10-11 October	Silverstone National Circuit*	Interclub	HSCC
	*all dates subject to valid track Licence		

**1.5.2 Alternative Championship Rounds may be organized in accordance with NCR Ch.12 App.2 Art.4.****1.6 Scoring:**

1.6.1 **Points** will be awarded to Competitors listed as classified finishers in the Final Results, except those competing in the Invitational class, as follows: -

**Position:**

1 <sup>st</sup>	45
2 <sup>nd</sup>	40
3 <sup>rd</sup>	37
4 <sup>th</sup>	35
5 <sup>th</sup>	33
6 <sup>th</sup>	31
7 <sup>th</sup>	29
8 <sup>th</sup>	28
9 <sup>th</sup>	27
10 <sup>th</sup>	26
11 <sup>th</sup>	25
12 <sup>th</sup>	24
13 <sup>th</sup>	23
14 <sup>th</sup>	22
15 <sup>th</sup>	21
16 <sup>th</sup>	20
17 <sup>th</sup>	19
18 <sup>th</sup>	18

19 <sup>th</sup>	17
20 <sup>th</sup>	16
21 <sup>st</sup>	15
22 <sup>nd</sup>	14
23 <sup>rd</sup>	13
24 <sup>th</sup>	12
25 <sup>th</sup>	11
26 <sup>th</sup>	10
27 <sup>th</sup>	9
28 <sup>th</sup>	8
29 <sup>th</sup>	7
30 <sup>th</sup>	6
31 <sup>st</sup>	5
32 <sup>nd</sup>	4
33 <sup>rd</sup>	3
34 <sup>th</sup>	2
35 <sup>th</sup>	1

Points will be based on the Final results of the race. If there is more than one race at an event, each will count for championship points unless stated otherwise.

1.6.2 The totals from all qualifying races (excluding any races which are abandoned and not replaced) will determine the final championship points and positions.

1.6.3 Ties shall be resolved using the formula in NCR Ch.4.App.3.Art.4

1.6.4 Where the race distance has been reduced (2.6), it shall still count as a full points-scoring race.

1.6.5 Competitors not registered for the Championship may be permitted on an individual event basis see para 1.3.5 regarding guest competitors.

**1.7 Awards:**

1.7.1 All awards are to be provided by the race organisers.

1.7.2 Per event: A trophy to the overall winner, second and third overall and to first in class subject to three starters in each class. The overall winner's trophy also counts as a class award for these purposes.

1.7.3 Championship: Championship winner, 2<sup>nd</sup> overall - 6<sup>th</sup> overall will receive a trophy and each 1<sup>st</sup> 2<sup>nd</sup> and 3<sup>rd</sup> in class a trophy, subject to 4, 6 and over 6 in class. To qualify for a position in the final championship results a competitor must have competed in at least 4 rounds. Other awards may be given at the Organisers' discretion.

1.7.4 Presentations: Winners' trophies are to be provided for presentation at the end of each race or at the end of the event presentation ceremony. Class trophies will be available from the paddock



office one hour after the Final results have been published.

1.7.5 **Entertainment Tax Liability.**

Prize money and Bonuses are not applicable at HSCC events.

1.7.6 **Titles to all Trophies/Awards:**

In the event of any Provisional Results or Championship Tables being revised after any provisional presentations and such revisions affect the distribution of any awards, the Competitors concerned must return such awards to the HSCC in good condition within 7 days.

DRAFT



## **2. EVENT MEETINGS & RACE PROCEDURES**

### **2.1 Entries:**

- 2.1.1 Competitors are responsible for sending in correct and complete entries with the correct entry fee prior to the closing date for entries before each event.
- 2.1.2 Incorrect or incomplete entries (including Driver to be Nominated Entries) are to be held in abeyance until they are complete and correct and the date of receipt for acceptance of entry purposes shall be the date on which the Event Secretary receives the missing or corrected information or fee.
- 2.1.3 Any withdrawal of Entry or Driver/Car changes made after acceptance of any entry must be notified to the Event Organisers in writing. NCR Ch.3.App.11 Art.1.1 applies.
- 2.1.4 The Entry Fee for each event shall be specified in the SRs and on the entry form.
- 2.1.5 Reserves will be listed in the Final List of Entries published with Final Instructions or in a Bulletin.

### **2.2 Briefings:**

Organisers must notify Competitors of the times and locations for all briefings in the Final Instructions for the Event. Competitors must attend all briefings. Any Written briefing is an Official Document.

### **2.3 Qualification Practice:**

- 2.3.1 Should any Practice Session be disrupted, the Clerk of the Course shall not be obliged to resume or re-run the session; the decision of the Clerk of the Course shall be final.
- 2.3.2 Each driver must complete a minimum of 3 laps in the car to be raced and in the correct session in order to qualify (NCR Ch.12.App.6.Art.3.2)
- 2.3.3 If there is more than one race at a race **Event**, then the times from practice session one will establish the grid for race one. The grid for race two will be formed from the drivers' fastest lap times in race one. For competitors not taking part in race 1 they will be placed at the rear of the race 2 grid in qualifying time order.
- 2.3.4 As a specific exception to 2.3.3, for races combined with another Championship/Series all participants will start the first race in order of their overall qualifying performance. Starting positions for race 2 will be decided by the regulations for whichever Championship/Series had the majority of starters in qualifying.

### **2.4 Races:**

Should any race be disrupted the Clerk of the Course shall not be obliged to resume or rerun the race NCR Ch.12 App.6.Art.9 (1.6.4. above applies)

### **2.5 Starts:**

- 2.5.1 All cars will be released to form up on the grid prior to the start in formation as specified on the grid sheet.
- 2.5.2 The start will be via a Standing start.  
The minimum Countdown procedures/audible warning sequence shall be: -
  - I 1 minute to start of Green Flag/Race Lap – Start Engines/Clear Grid
  - II 30 Seconds – Visible and audible warning for start of Green Flag Lap.
  - III A five second board will be used to indicate that the grid is complete.
  - IV The red lights will be switched on five seconds after the board is withdrawn and switched



off to indicate the start of the race.

- 2.5.3 Any car removed from the grid after the one-minute signal or driven into pits on Green Flag Lap shall be held in the pit lane and may start the race after the last car has passed the start line or pit lane exit, whichever is the later.
- 2.5.4 Any driver unable to start the Green Flag Lap or start is required to indicate their situation as per NCR 12.6.6.11. In addition, any driver unable to maintain grid position on Green Flag Lap, to the extent that ALL other cars are ahead of them, may complete the green flag lap but MUST remain at the rear of the last row of the grid but ahead of any cars to be started with a time delay.
- 2.5.5 In the event of any starting lights failure the Starter will revert to use of the National Flag.
- 2.5.6 Should circumstances at the event change such as, but not restricted to, Track Conditions or Weather, the Clerk of the Course may change Standing Starts to Rolling Starts. When this decision is made all affected competitors will be notified at the earliest opportunity along with being advised of the number of Pace laps. When this decision is made all affected competitors will be notified at the earliest opportunity with a briefing note to advise the Rolling Start procedure along with being advised of the number of Pace laps.

## 2.6 SESSION RED FLAG

Should the need arise to stop any race or practice, RED LIGHTS will be switched on at the Start line and Red Light Panels/Flags will be displayed at the Start line and at all Marshals' Signaling Points around the circuit.

This is the signal for all drivers to cease circulating at racing speeds, to slow to a safe and reasonable pace and to return to the pit lane, during practice, and to the starting grid area, during a race, unless otherwise directed by officials. **Marshals** should revert to displaying yellow flags to indicate to Drivers the particular location of any incident hence supplementing the Light Panels.

Cars may not enter the Pits unless directed to do so. Work on cars already in the pits must cease when a race is stopped. All cars in the pitlane during a red flag period must take any restart from the pit exit.

## 2.7 Pits, Paddock & Pit Lane Safety:

2.7.1 **Pits & Paddock:** Competitors must ensure that the Motorsport UK, Circuit Management and Organising Club Safety regulations are complied with at all times.

2.7.2 **Pit Lane:** The outer lane or lanes are to be kept unobstructed to allow safe passage of cars, the onus shall be on all drivers to take all due care and respect the pit lane speed limits.

2.7.3 **Refuelling:** May only be carried out in accordance with the NCR Ch.12 Art.11 App.2 Circuit Management Regulations and the Supplementary Regulations or Final Instructions issued for each Circuit/**Event**.

**Speed Limit:** Pit Lane Speed Limit will be 60 Km/h (37.2Mph). You are classed as being in the pitlane once the front wheels of the car have crossed the pit entry line and you must not exceed the Pitlane Speed Limit until the front wheels have crossed the pit exit line. Pitlane speed limiters are permitted. Failure to comply with the speed limit may result in the imposition of the following penalties for each Km/h over the Pitlane Speed Limit:

Races: A minimum fine of £10 and/or a one-second race time penalty.

## 2.8 Race Finishes:

To be classified as a finisher, only vehicles that have covered at least 80% of the distance covered by the class winner and which cross the finishing line (not in the pit lane) under their own power and within four minutes after the overall winner will be classified in the Provisional result. Should this



percentage not result in a full number of laps the decimals will be disregarded.

After taking the Chequered Flag drivers are required to:

- I. progressively and safely slow down,
- II. remain behind any competitors ahead of them,
- III. return to the Pitlane Entrance/Paddock Entrance as instructed,
- IV. comply with any directions given by Marshals or Officials
- V. keep helmets on and harnesses done up while on the circuit or in the pitlane.

## 2.9 Results

All Practice Timesheets, Grids, Race Results are to be deemed PROVISIONAL until all vehicles are released by Scrutineers after Post Practice/Race Scrutineering and/or after completion of any Judicial or Technical Procedures (Motorsport UK NCR Ch.3.App.6 Art.1.4).

## 2.10 Timing Modules:

All cars must be fitted with a working transponder compliant with the timekeeper's equipment. Failure may result in competitors not being accredited with a qualifying time or disqualified from the Race as per Motorsport UK NCR Ch.12.App6 Art.2.1

**2.11 Qualification Races:** If any event is oversubscribed the Organising Club may at their discretion run Qualification Races.

**2.12 Operation of Safety Car:** The safety car will be brought into operation and run in accordance with NCR Ch12 App.8 Art.2

## 2.13 Onboard Cameras

It is mandatory for all cars to have an on-board camera fitted and functioning during every session (see also. NCR Ch7.App.9 It is the driver and/or teams' responsibility to supply and fit the camera. It is the driver and/or teams' responsibility to ensure the camera is switched on and recording before every session that the battery has been charged sufficiently to record the entire session and that there is sufficient memory on the card inserted to record the entire session. A clear forward-facing visual is required as a minimum. An additional rearward-facing camera is also permitted. All cameras must be firmly secured by a primary mounting, which is to be supplemented by a secondary 'tether', in case the primary mounting fails. Competitors should note that the angle and quality of footage may be inspected at any time. Any party/team that fails to comply may incur a penalty in accordance with Judicial Procedures.

## 2.14 Data Logging

The use of data loggers that record Data for post-race analysis is accepted. The use of linked data performance loggers that supply real time information in cockpit is not permitted.



### 3. SPECIFIC CHAMPIONSHIP REGULATIONS

- 3.1 By registering for the Championship all competitors and their associates commit to positively promote and demonstrate the Motorsport UK's Respect Code which is appended to these regulations (Appendix 1).
- 3.2 Where any reports of disrespectful conduct are judged to be well founded, the Championship organisers may issue warnings or require remedial actions and/or report the matter to the Championship Stewards who may impose appropriate penalties which can include loss of Championship points and/or race bans through to disqualification from further participation in the Championship Ch.2 App 2. Art. 4.1 and referral to Motorsport UK.
- 3.3 It is imperative that we promote the safety and wellbeing of young people and adults at risk. In addition to this, all participants must be aware of their behaviour and conduct at all times, and abusive language and harmful behaviour will not be tolerated. Any such incidents must be reported to the Championship Coordinator and/or Safeguarding Officer who will also relay the report Motorsport UK. Details of the Motorsport UK Policies and Guidelines are available at [www.motorsportuk.org/resource-centre](http://www.motorsportuk.org/resource-centre) by selecting Policies and Guidelines.

DRAFT



#### 4. SPECIFIC CHAMPIONSHIP PENALTIES:

In accordance with NCR Chapter 2

Infringements of Technical Regulations:

4.1.1. Arising from post practice Scrutineering or Judicial Action:

Minimum Penalty: The provisions of NCR Ch2.App.8 Art.1.21.

4.1.2. Arising from post race Scrutineering or Judicial Action:

Minimum Penalty: The provisions of NCR Ch.2 App.8 Art.2.2

For infringements deemed to be of a more serious nature the Clerk of the Course will invoke the provisions of NCR 2.8.2

#### 4.2 Additional specific championship penalties as set out in the Supplementary Regulations:

4.2.1 The Clerk of the Course (s) has the right to impose a Stop Go or Drive Through penalty, in accordance with NCR Ch.12.App.10 Art.2.1. There is no right to appeal any such penalty.

4.2.2 The Clerk of the Course or the Event Stewards may impose a penalty for any competitor considered to have obtained an unfair advantage (whether inadvertently or not) This can be either a time or place penalty in accordance with Ch.2 Ann.A Art 1.3

In the event that a competitor is issued with event penalties by the Clerk of the Course, as a consequence the following championship penalties will be applied:- Event Disqualification- Forfeit of Championship points equal to that of a class win. This may result in a minus score Any Competitor who is penalised under the Championship Sporting Regulations at any stage of a Championship event and receives an allocation of penalty points on their race licence in accordance with National Competition Rules will receive a Championship points deduction equal to the number of penalty points which were allocated. Should the same competitor receive penalty points at another Championship event then the number of Championship points deducted will be double the number of penalty points applied. If penalty points are applied at a third event, then the Championship points deducted will be triple this number, and quadrupled at the fourth occurrence of such a penalty etc. This may result in a driver receiving a negative score.



4.3. Table of Penalties

Offence	NCR Reference	Penalty	Licence Penalty Points
Abusive language or behaviour	Ch.2 App. Art.1.1.	Session Disqualification	✓ Ch.2 App.12 Art.1.2.c.
Actual Assault or threat of physical assault or particularly aggressive behaviour	Ch.2 App.1 Art.1.1	Event Disqualification + Consideration of Licence suspension (30 days)	✓ Ch.2 App.12 Art.1.2.c.
Failure to obey the instruction of an official	Ch.6 App.1 Art.2.4	Qualifying: Fine Race: Grid Penalty	✓ Ch.2 App.12 Art.1.2.d.
Causing a collision, repetition of serious mistakes or the appearance of a lack of control of the car	Ch.12 App.7 Art.1.8	Qualifying: Grid Penalty Race: Time / Place Penalty	✓ Ch.2 App.12 Art.1.2.a.
Causing another competitor to leave the circuit, crowding to inside or outside of the track	Ch.12 App.7 Art.1.5	Qualifying: Grid Penalty Race: Time / Place Penalty	✓ Ch.2 App.12 Art.1.2.a.
Excessive weaving to prevent an overtaking move	Ch.12 App.7 Art.1.5	Qualifying: Grid Penalty Race: Time / Place Penalty	✓ Ch.2 App.12 Art.1.2.a.
Gaining Unfair Advantage	Ch.2 Ann.A, Art.1.3.	Qualifying: Loss of lap time(s) Race: Time / Place Penalty	✗
Incompatible with general safety	Ch.2 App.1 Art.1.13	Disqualification (session or event)	✓ Ch.2 App.12 Art.1.2.a.
Failing to observe the Chequered Flag (taking the flag more than once)	Ch.12 App.8 Art.1.7 Ch.2 App.1. Art.1.14.	Verbal Warning	✓ Ch.2 App.12 Art.1.2.b.
Not obeying the Black Flag	Ch.12 App.8 Art.1.7 Ch.2 App.1. Art.1.14.	Disqualification	✓ Ch.2 App.12 Art.1.2.b.
Not obeying the Black / Orange Flag	Ch.12. App.8 Art.1.7 Ch.2 App.1. Art.1.14.	Qualifying: Loss of lap time(s) Race: Disqualification	✓ Ch.2 App.12 Art.1.2.b.
Overtaking or not slowing down under yellow signals (Between the signal & the incident)	Ch.12 App.8 Art.1.7 Ch.2 App.1. Art.1.14.	Disqualification	✓ Ch.2 App.12 Art.1.2.b.
Overtaking or not slowing down under yellow signals (After incident but before green)	Ch.12 App.8 Art.1.7. Ch.2 App.1. Art.1.14.	Qualifying: Loss of lap time(s) Race: Time / Place Penalty	✓ Ch.2 App.12 Art.1.2.b.
Safety Car: Overtaking or overlapping another competitor	Ch.12 App.8 Art. 2.6 Ch.2 App.1. Art.1.14.	Time Penalty	✓ Ch.2 App.12 Art.1.2.b.
Safety Car: Overtaking of the safety car	Ch.12 App.8 Art.2.6 Ch.2 App.1. Art.1.14.	Lap / Place penalty	✓ Ch.2 App.12 Art.1.2.b.
Failing to attend a drivers' briefing	Ch.6 App.1 Art.2.3 (Ch.5 Part 1 App.5 Art.2.3h) & Ch.1 App.2 Art.11.6.i.)	Fine	✗
Making a false start	Ch.12 App.6 Art.7	Time Penalty: 10 sec	✗



<b>Reversing in the pit lane or on track</b>	Ch.12 App.7 Art.1.12.	Qualifying: Grid penalty Race: Drive through penalty	✓ Ch.2 App.12 Art.1.2.a.
<b>Running beyond the track limits in qualifying</b>	Ch.12 App.7 Art.1.6	Loss of lap time(s) [specify the relevant lap time concerned not just the fastest]	✗
<b>Running beyond the track limits in racing</b>	Ch.12 App.7. Art.1.6.	Scale of penalty set out in NCR Ch.12 App.7 Art.1.11.b.	✗

<b>Safety/Technical Offence</b>	<b>NCR Reference</b>	<b>Minimum Penalty</b>
<b>Breach of a safety regulation: (Fire extinguisher pin, Fuel sample connector or similar)</b>	Ch.5 App.5 Art.2.3a)	Fine
<b>Failing to advise the Clerk of impending eligibility check</b>	Ch.2 App.8 Art.1.7	Fine
<b>Fuel or tyres do not conform to regulations</b>	Ch.8 App.0 Art,1.8 Ch.8 App.2 Art,1.4	Disqualification from session (plus, any Championship Penalties)
<b>Incorrect or unreadable numbers, incorrect missing or misplaced decals</b>	Ch.7 Art.10 Ch.12 App.4 Art.5	Fine
<b>Ineligible or unsafe vehicle at pre-event scrutineering</b>	Ch.5 App.5 Art.2.3 Ch.2 App.8 Art.1.21	Start refused
<b>Ineligible or unsafe vehicle after practice / qualifying</b>	Ch.5 App.5 Art.2.3 Ch.2 App.8 Art.1.21	Disqualification
<b>Ineligible or unsafe vehicle after even</b>	Ch.5 App.5 Art.2.3 Ch.2 App.8 Art.2	Disqualification (+ Championship Penalty)
<b>Scrutineering: False declaration in pre-event paperwork, including those about PPE</b>	Ch.2 App.1 Art.1.11.	Before going on track: Fine (+ must rectify) Been on track: Disqualification
<b>Breach of Parc Ferme</b>		Disqualification



## 5. TECHNICAL REGULATIONS:

### 5(1) INTRODUCTION:

The following Technical Regulations are set out in accordance with the Motorsport UK specified format and it should be clearly understood that if the following texts do not clearly specify that you can do it you should work on the principle that you cannot.

**If you are in any doubt check with the Eligibility Scrutineer.**

### 5(2) GENERAL DESCRIPTION:

**Eligible Cars:** The HSCC Historic F3 Championship is open to original single seater racing cars which competed between January 1st 1964 and December 31st 1970 compliant with International FIA F3 regulations for that period. This will include cars that competed in the Temporada Series which took place at Interlagos 10/1/1971, 17/1/1971, 25/1/1971 and Taruma 1/02/1971 under FIA (1964 – 1970) Formula 3 regulations.

All cars must hold a valid FIA HTP or HSCC Vehicle Identification Forms (VIF). The issuance of a Vehicle Identity Form does not imply confirm eligibility or acceptance into the Championship.

#### **Class Structure – Historic Formula 3 Championship**

**Class A** Cars which competed between 1/01/64 – 31/12/65 with one-litre engines fitted with side draught cylinder heads and carburettors. Other side draught cars which were one-offs which were predominantly constructed before the end of 1966 may be permitted to Run in Class A subject to Class A Technical regulations.

**Class B** Cars which competed between 01/01/66 and 31/12/70 with one-litre engines. This includes the following:

- Cars built prior to 31/12/1965 fitted with a downdraught carburetor, and / or wider wheels and tyres as per Class B Technical regulations.
- All cars with provenance of competing with a downdraught cylinder head prior to 31/12/1970 or in the 1971 Temporada Series can/will run as such in Class B.

**Class I** Invitation Class. At the sole discretion of the Championship Chairman and the Eligibility Registrar, the following types of cars may be allowed to run in the Invitation class. However, they will not be eligible for championship points, or any trophies/awards and acceptance will be granted on a race-by-race basis etc.

a) Historic F3 cars built between 1964 and 1970 complying only with Historic F3 1000cc European Trophy Regulations.

b) 1000cc F2 cars built and raced between 01/01/1964 & 31/12/1966 Compliant with International FIA F2 regulations for that period.

c) Historic F3 cars without a current FIA HTP or HSCC VIF provided they comply with all current championship Technical regulations. Acceptance into the Invitation class will not necessarily imply later acceptance into Class A or B.

d) Rear-engined Formula Juniors running to current HSCC UK Formula Junior Championship regulations.

e) Lotus 51/61 Formula Fords in Formula Ford 1600 specification running to current HSCC Historic Formula Ford regulations.

**5(3) SAFETY REQUIREMENTS:**

- 5(3).1 Roll Over Protection System (ROPS) ~~Article 5.13~~ of FIA Appendix K excluding drawing K-49 is mandatory. For detailed information refer to FIA Appendix K Regulations 2026 Appendix II Rollover Protection Structure. Article 9 for dimensions, & Article 10 Drawings K39 – K49 & K-62A. A summary highlighting the salient points relevant to HF3 cars is attached at the end of these regulations. The dimensions shown in Article 9 details in Period F to G2 are relevant to HF3 competitors.
- 5(3).2 The following Articles of Motorsport UK NCR Chapter 7 Competitor Vehicles and Vehicle Safety Equipment Seat Belts NCR Ch7.App.7 Art.5 – Ch.7 App.7 Art.10 ; Extinguishers NCR Ch.7 App.6
- 5(3).3 Section Ch7.App.5 Art7 App6 A rearward facing red warning light is mandatory and must comply with this regulation.
- 5(3).4 It is recommended that the only liquid engine coolants shall be water with the addition of Glycol based antifreeze solution if required. This is to avoid the use of oil-based substances which can be dangerous if spilt on to the circuit.

**5(4) GENERAL TECHNICAL REQUIREMENTS & EXCEPTIONS:****5(4).1 Vehicle Identity Papers**

All vehicles must comply with their FIA or HSCC Identity Documents and hold or be eligible to obtain an FIA Historic Technical Passport (HTP) (which is strongly encouraged and may be required for any championship event held outside of Great Britain and Northern Ireland).

- 5(4).2 Subject to their HSCC Vehicle Identity Form (VIF) indicating otherwise, vehicles must comply with vehicle regulations Chapters 7 and 12

- 5(4).3 Cooper T72s or T76s which have either: an original chassis number, or one that has been issued a retrospective chassis number by the Cooper Car Club, subject to the One-Litre F3 Historic Racing Association Eligibility Registrar's approval will be offered a HSCC VIF and will be eligible to race in Class A only, if built to class A specifications regarding wheel sizes and tyres; with a BMC or Ford side draught engine and a Jack Knight Imp or Hewland gearbox.

The engine must be compliant to section 5(7) and be either a BMC or Ford Side draught (Down draught carburetors are not permitted).

All Class A cars that originally raced with a BMC side draught engine in period may also replace their original engine with a Ford, and their gearbox with a Ford, Hewland Mk4, Mk6 or Mk8 gearbox - subject to the One-Litre F3 Historic Racing Association Eligibility Registrar's approval - and will be offered an HSCC VIF.

The gearbox must be compliant to section 5(9) and be either a Jack Knight Imp, Ford or Hewland Mk 4, Mk 6 or Mk8.

**5(4).4 Engine Seals**

All engines shall have provision for sealing as listed: **Sump:** Two holes through block/sump flange, specifically a pair, on each side or diagonally opposite. An alternative method can be two adjoining pairs of bolts or studs, again a pair, each side or diagonally, cross drilled. The simple intention is that the bolt or stud cannot be withdrawn without breaking the sealing wire. **Cylinder Head:** Two adjoining head bolts or studs (per head) cross drilled or such other drillings which prevents head removal e.g. Rocker cover. Hole diameter in all instances to be 2mm minimum.

It is recommended that the Carburettor inlet restrictor has the facility to be sealed. This will reduce the frequency that the Carburettor has to be removed to facilitate the measurement of the restrictor. This requires 2mm diameter holes for the locking wire in all the fixings both to the carburettor and the restrictor.



As the restrictor can be attached by various method the following guidance note may help. Where this is four separate bolts the heads of these bolts will each have to 2mm diameter holes for the locking wire so they can be locked as pairs.

If through bolts are used then there should be excess thread clear of the nut then this must have 2mm diameter holes in each bolt so that they can be wire locked as a pair. As an alternative the bolts and the nuts must be have 2mm diameter holes for the locking wire. Another alternative is 2mm drillings through the relevant flanges (and any gasket) so that the restrictor can be wire-sealed to the manifold and to the carburettor.

#### 5(5) CHASSIS:

As **per** the car's FIA or HSCC Identity document.

#### 5(6) BODYWORK:

##### 5(6).1 Modifications permitted:

As the car's FIA or HSCC Vehicle Identity Form (VIF).

In exception to the FIA HTP and the HSCC VIF the following is permitted; -

In order to reduce the engine coolant temperature, it is permitted to deviate from the HSCC Vehicle Identity Form (VIF) and/or the FIA Historic Technical Passport in relation to bodywork to add additional tabs to the air exits from the radiator and also to increase to area of the intake to the radiator to improve the cooling air flow. Note any additional tabs added should be limited to 50mm protrusion from the adjacent bodywork. They may be at any angle to the general plan profile, however in side elevation they must be nominally vertical ( $\pm 15$  degree).

##### 5(6).2 Ground Clearance

All Sprung parts of the car must have a minimum ground clearance with the driver seated normally of 40mm.

##### 5(6).3 5.6.2 Modifications Prohibited.

No cars may use wings or aerodynamic devices.

#### 5(7) ENGINE:

##### 5(7).1 General

As the car's FIA or HSCC VIF. The engine number should be visible, together with the original manufacturer's casting numbers on both block and head(s).

##### 5(7).2 Permitted Modifications

Maximum capacity: 1000cc.

The engine shall be equipped with only one carburettor, whatever its number of chokes, and a throttling flange of a maximum diameter of 36 mm and a minimum thickness of 3 mm shall be compulsorily mounted between carburettor and inlet pipe, through this throttling flange all the carburetted mixture feeding the cylinders must pass. This shall include the period Novamotor slide throttle type where the lead in taper extends into the carburettor.

##### **The following clarifications apply to Ford based engines only**

- Roller rockers not permitted.
- Only single scavenge rotor oil pumps are permitted.
- Only 105E, 109E, 681F and 711M-6015 AA (with only three main bearings) cylinder blocks permitted.
- Distance between the centres of the Big end journal and the little end journal of the Connecting rods must not be greater than 4.830".



- The use of Titanium valve retainers is permitted.
- The minimum stroke must not be less than 48.30mm.
- *From 1<sup>st</sup> January 2021 the minimum diameter of the valve stem where it slides in the valve guide must not be less than 0.2762"*
- The minimum diameter of the Crank pin journal must not be less than 1.8926" or 48.072 mm. The minimum diameter of the Main bearing journal must not be less than 2.085" - 2.086" or 52.959mm - 52.984mm.

**The following clarifications apply to BMC engines.**

- **Permitted blocks:**

Stamping	Engine size	Part no.
2A799	Early Morris Minor A35 Sprite	
12A497	998 thick deck pre A+	-
AEG131	Cooper S 970	28G233
AEG151	Cooper S 1070	38G321
AEG312	Cooper S 1275 thin deck	38G354

- Stroke Maximum 76.2mm (2.30ins) Minimum 71.628mm (2.82ins)
- Bearing journal sizes 2.000" main and 1.625" Big end. (Period standard sizes)
- Maximum swept volume not to exceed 1000cc. No rebore allowance.
- Cylinder head bearing the casting number 12G940 and the "Swiftune" 12G940 cylinder head, which must be marked visibly with the word "Swiftune" on their casting are permitted.
- No divided central exhaust port.
- Only standard ratio rockers. Roller rockers not permitted.
- Side mounted oil scavenge pump permitted.

5(8)

**SUSPENSION**

As per the car's FIA or HSCC Identity document.

Dampers shall be of a type fitted in period, of aluminium or steel twin-tube construction, with no more than two-way adjustment e.g. Koni 8212. Monotube gas dampers are not permitted.



- 5(9) **TRANSMISSION:**
- 5(9).1 As the car's FIA or HSCC Identity document. A gearbox of the same manufacturer and type as period fitment must be retained. Except as specified in 5(4)
- 5(9).2 Only gearboxes with a maximum 4 forward gears and a single reverse gear are permitted. Safety centralizing shafts fitted between the drive shafts and the gearbox output shafts to maintain the drive shaft location in the event of a failure of the Rotoflex couplings are mandatory.
- 5(9).3 Co-Axial clutch release systems are not permitted.
- 5(9).4 It should be noted that in period only  $\varnothing 184\text{mm}$  (7 $\frac{1}{4}$ " ) clutches were used, therefore the minimum clutch diameter is  $\varnothing 184\text{mm}$  (7 $\frac{1}{4}$ " ).
- 5(9).5 Standard road going clutches can be of smaller diameter i.e. the BMC 6 $\frac{1}{2}$  inch clutch. Road going clutches must use a standard cover and pressure plate and single drive plate.
- 5(9).6 It is not permissible to replace any rubber drive shaft "doughnut" drive shaft couplings (Rotoflex) with a replacement universal joint coupling of the Hardy Spicer type and a sliding splined drive shaft/yoke, unless Hardy Spicer universal coupling and sliding splines were a factory fitted standard or option e.g. Brabham BT15 and 18.
- 5(9).7 Constant Velocity joints are not permitted.
- 5(9).8 It is not permitted to use a carbon ceramic clutch or other modern materials.
- 5(9).9 It is not permitted to use a titanium flywheel.
- 5(9).10 Limited slip differentials are not permitted.
- 5(10) **ELECTRICS:**
- As the car's FIA or HSCC Identity document.  
The use of lithium-based batteries is prohibited.
- 5(11) **BRAKES:**
- As the car's FIA or HSCC Identity document.  
Hydraulic pipes may be replaced by Aeroquip or similar. Cross drilled discs not permitted. Driver adjustable brake balance bars are permitted.
- 5(12) **WHEELS/STEERING:**
- As per the car's FIA or HSCC Identity document.  
Class A: Maximum dimensions 6.5" x 13". Minimum Rim Width Front 5" Rear 6".  
Class B: Wheel Rim Maximum Dimensions Front 13" x 9" Rear 13" x 11". Minimum Rim width for Avon tyres is Front 7" Rear 9".



5(13) **TYRES:**

5(13).1 Eligible tyres are as follows:

As the new Nova tyres only became available after the 2025 season had concluded, 2026 will be run as a transitional season to allow competitors to use up any existing Avon and Hoosier tyre stock. From 01 Dec 2025, competitors requiring new tyres should only purchase the Nova (new Avon') tyres. At the end of 2026, Hoosier tyres will no longer be permitted to be used in the Championship. Competitors should also note that trackside support of Hoosier tyres will cease after the Brands Hatch Super Prix in July 2026. For clarity, ALL eligible tyres for 2026 are listed below:

**For 2026 Avon/Nova tyres will be the control tyres**

**Class A**

Hoosier 135/545-13 VFF 44165 VFF  
Hoosier 165/580-13 VFF 44170 VFF  
or Dunlop 'L' Section 204 Compound CR65 Tread Pattern

Avon ACB9 moulded tread pattern A37 Compound reference 7660 and 7661 may be used.

Nova

5.0/22.0-13 AV-ACB9 A46 17680M  
6.5/23.0-13 AV-ACB9 A46 17681M  
(Wet and dry conditions as per FF)

**Class B and & F3 cars in Class I**

Hoosier 20.5x7.0-13 R35B H Pattern and 22.0x9.0-13 R35B H Pattern, or All-weather pattern  
Dunlop L or M Section 204 Compound cut to CR65 tread pattern.

Nova

7.5/21.0-13 AV-SLICK A37 7342H  
9.2/22.0-13 AV-SLICK A37 7343H  
(Hand cut to Historic All-Weather – HAW)

**For Wet Conditions**

Hoosier 21.0x6.5-13W3 (44185W3) Moulded Wet Pattern (Front) and 22.0x9.0-13 W3 (44217W3) Moulded Wet Pattern (Rear), or  
Dunlop 'L' and 'M' Section CR65 204 compound or 'Post Historic' 204  
Avon Slick cut to Classic Wet Formula Pattern - Reference 7714W and 7715W in  
A37 compound or Avon/Nova Slick cut to Classic Wet Formula Pattern Reference 7277W and 7278W in or A27 compound or

Nova

7.5/21.0-13 AV-SLICK W534 20017W  
9.2/22.0-13 AV-SLICK W534 20018W  
(Replacing 7277W and 7278W – Hand cut to Historic Wet - W)

**Dry condition tyres can also be used under wet conditions.**

**F2 cars in Class I**

All weather pattern Dunlop L or M Section 204 Compound cut to CR65 tread pattern.

Avon A37 7342 and 7343 hand cut to CR65

Nova

7.5/21.0-13 AV-SLICK A37 7342H  
9.2/22.0-13 AV-SLICK A37 7343H



(Hand cut to Historic All-Weather – HAW)

**5(14) THE USE OF TYRE HEATING/HEAT RETENTION DEVICES, TYRE TREATMENTS AND COMPOUNDS IS PROHIBITED**

**5(15) WEIGHTS:**

Weight must conform to the minimum of 400 kg without fuel.

**Note:** - The minimum weight is that of the car in running order i.e. with all lubrication and cooling liquids but without fuel.

**Class I** Historic F2 cars minimum weight 420kg. Note if a car crosses the finish line first overall more than once per season it may be subject to an increase in minimum weight of 420kg.

**5(16) FUEL TANK/FUEL:**

As the car's FIA or HSCC identity document.

NCR Ch.8 App.1 Art.1.7

**5(17) SILENCING:**

Subject to the permission of the circuit owners, Car Technical Exemption CTE 2026-117 will be applied for the exemption from NCR Ch.7 App.8 Art.2.2 to the following events, allowing the cars to run unsilenced:

30-31 May	Donington Park
11-12 July	Brands Hatch
29-31 Aug	Oulton Park
10-11 Oct	Silverstone

At all other UK events, NCR Ch7 App.8 Art.2 (Silencing will apply.)

**5(18) NUMBER & CHAMPIONSHIP DECALS**

5(18).1 Numbers must be displayed as per NCR Ch.7 App.13 Drawing 1 Competitions Numbers It is a competitor's responsibility for his competing vehicle to be easily identified by all course officials.

5(18).2 Individual sponsors decals are limited to two per vehicle dimensions and limitations as per NCR Ch.6 App.1Art1.8 & NCR Ch.6 App.1Art 1.9

5(18).3 All competing cars must display at least two HSCC badges one on each side of the car, together with championship or race sponsor stickers as required. Failure to display the required stickers by an individual competitor may result in the withholding of championship points and corresponding awards.



**6. APPENDICES**

**6.1 Race Organising Club and Contacts**

<b>HISTORIC SPORTS CAR CLUB</b>	Silverstone Circuit, Silverstone, Towcester, Northants, NN12 8TN (T) 01327 858400 email: <a href="mailto:office@hsc.org.uk">office@hsc.org.uk</a> Website: <a href="http://www.hsc.org.uk">www.hsc.org.uk</a>
Championship Chairman	<b>Ian Bankhurst</b>
Eligibility Registrar:	<b>Andrew Tart</b>

DRAFT

---

## FiA Appendix K

### Appendix II Roll Over Protection Structure

---

All drawings referred to in these articles are in Appendix K, Appendix II

#### 1. ROLLAGE

1.1.4 Titanium ROPS are not permitted for Historic F3 cars

Aluminium alloy ROPS are not for Historic F3 cars

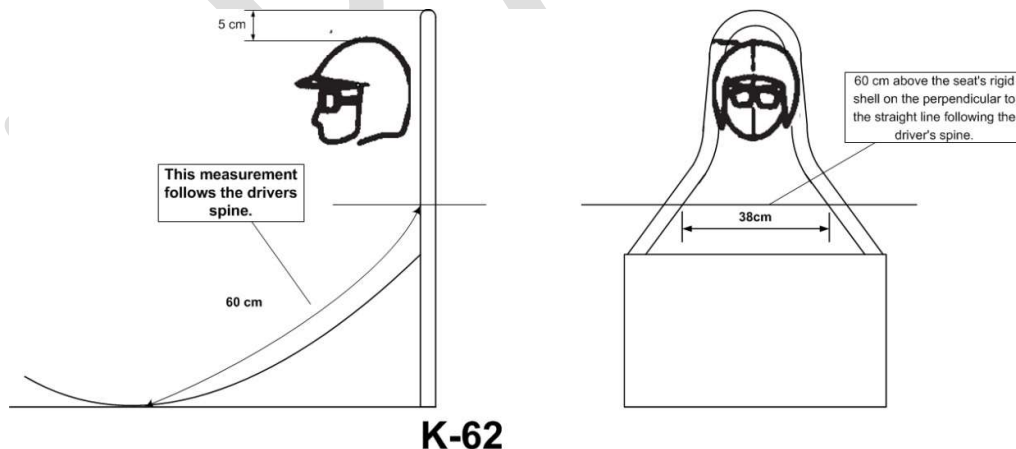
#### 1.1.5 Specifications

The specification of the structure installed must be detailed on the Roll Over Protection Structure Description document which must be attached, as an appendix, to all HTPs issued after 1/1/2014.

(b) Single-seat racing cars and two-seat racing cars from Period F onwards must be fitted with a ROPS conforming to period specification (if a ROPS was required by the regulations), or to Article 1.2.5.2 of this Appendix. In either case, except for ROPS of free structural conception and certified to withstand the stress minima as per article 1.2.5.2, the tubes of the main rollbar and braces must have dimensions not less than those as per the above mentioned article, and the structure must be a minimum of 5cm above the top of the Driver's and Co-driver's helmets at all times.

Extensions added above the main structure to increase the height are forbidden unless covered by an ASN or FIA rollcage certificate.

Cars conforming entirely to a specification after 1968: the width must be at least 38cm measured inside the rollbar between the two vertical pillars of the sides. It must be measured, horizontally and parallel to the Driver's shoulders, at a distance of 60cm (following the Driver's spine) above the base of the seat's rigid shell. This dimension is recommended for cars conforming entirely to a pre 1969 specification. The year asserted on the car's HTP will be used to establish the ROPS specification required (see Drawing K-62a, Appendix II art 10). Shown as K62 in this document.



#### 1.2.3.3.4 Removable connections

Should removable connections be used in the construction of the ROPS they must comply with or be similar to a type approved by the FIA (see Drawings from K-39 to K-49). The screws and bolts must be of a sufficient minimum diameter, and of the best possible quality (minimum quality 8.8).

#### 1.2.3.3.5 Welding instructions

This must be carried out along the whole perimeter of the tube. All welding must be of the highest quality possible with full penetration (preferably arc welding and in particular heliarc). Although good outside appearance of a weld does not necessarily guarantee its quality, poor looking welds are never a sign of good



workmanship.

When using heat treated steel the special instructions of the manufacturers must be followed (special electrodes, welding under protecting gas).

It must be pointed out above all else that the manufacture of heat treated steel, and high carbon steels may cause certain problems and that bad construction may result in a decrease in strength (crinkling) and an absence of flexibility

1.2.4 Material Prescriptions

Only tubes with a circular section are authorised.

Specifications of the tubes used:

Material <i>Matériau</i>	Minimum tensile strength <i>Résistance minimale à la traction</i>	Minimum dimensions (mm) <i>Dimensions minimales (mm)</i>		Use <i>Utilisation</i>
		Periods F-G2 <i>Périodes F-G2</i>	From Period H1 onwards <i>A partir de Période H1</i>	
Cold drawn seamless unalloyed carbon steel (see below) containing a maximum of 0.3% of carbon  <i>Acier au carbone non allié (voir ci-dessous) étiré à froid sans soudure contenant au maximum 0.3 % de carbone</i>	350 N/mm <sup>2</sup>	38 x 2.5 (1.5"x0.095") ou 40 x 2.0 (1.6"x0.083")	45 x 2.5 (1.75"x0.095") ou 50 x 2.0 (2.0"x0.083")	Main rollbar or lateral rollbars according to construction  <i>Arceau principal ou Arceaux latéraux selon la construction</i>
			38 x 2.5 (1.5"x0.095") ou 40 x 2.0 (1.6"x0.083")	Lateral half-rollbars and other parts of the safety cage (unless otherwise indicated in the articles above)  <i>Demi-arceaux latéraux et autres parties de l'armature de sécurité (sauf indications contraires dans les articles ci-dessus)</i>
Cars of Period H1 onwards issued with an HTP before 1/1/2010 may use minimum dimensions for Periods F-G2. <i>Les voitures à partir de la Période H1 dont le PTH a été délivré avant le 1/1/2010 peuvent avoir les dimensions minimales des Périodes F-G2.</i>				

These dimensions represent the minimum allowed. Only steel is authorised. In choosing the quality of the steel, attention must be paid to the elongation properties and the weldability.

Note: For an unalloyed steel, the maximum content of additives is 1.7% for manganese and 0.6% for other elements.

The tubing must be bent by a cold working process and the centreline bend radius must be at least three times the tube diameter.

If the tubing is ovalised during bending, the ratio of minor to major diameter must be 0.9 or greater.

The surface at the level of the bends must be smooth and even, without ripples or cracks. Any coating (i.e. chrome) of the tubes is forbidden, except painting.

1.2.5.2 Single seater and two seater racing cars – Strength In order to obtain a sufficient strength for the rollbar, two possibilities are left to the manufacturers:

a) The ROPS, of entirely free structural conception, must be capable to withstand the stress minima indicated as follows:

- 1.5 w lateral,
- 5.5 w fore and aft,

- 7.5 w vertical,

With w being 740kg.

b) The tubes and brace(s) must have a diameter of at least 1 3/8 inch (3.5cm) and at least 0.090 inch (2mm) wall thickness. Where option a) is used, a certificate to substantiate the strength of the ROPS must be presented. The material should be molybdenum chromium SAE 4130 or SAE 4125 (or equivalent in DIN, NF, etc.) or cold drawn low carbon seamless steel tube.

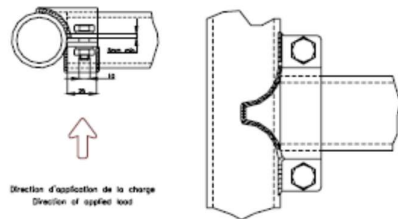
There must be at least one brace from the top of the bar rearwards at an angle not exceeding 60° to the horizontal fixed to the structure of the car.

The diameter and material of the brace must be the same as those of the rollbar itself.

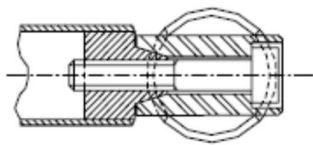
In the case of two braces, the diameter of each of them may be reduced to 26/20 (ext. / int.) mm.

Removable connection between the main hoop and the brace must comply with Drawings K-39 to K-49.

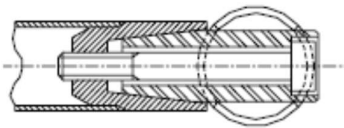
Forward fitted stays are allowed only if used in period or a rearward stay is not possible.



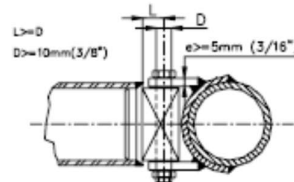
K-39



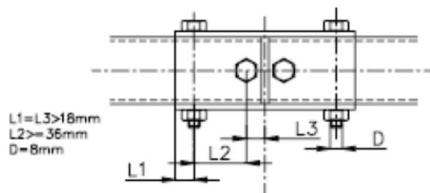
K-40



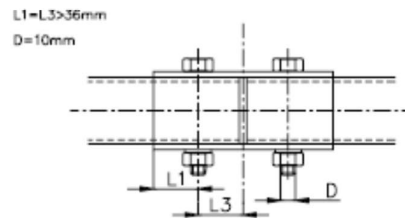
K-41



K-42



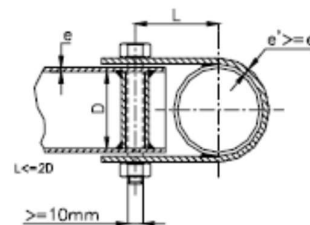
K-43



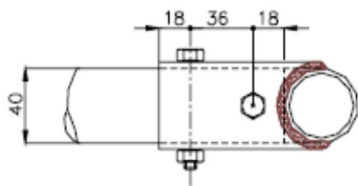
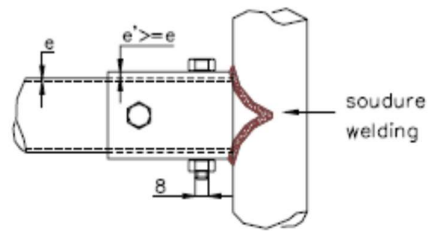
K-44

L doit être minimum  
La largeur de la patte doit  
être d'au moins 25mm

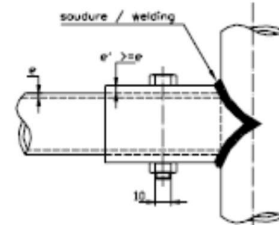
L must be minimum  
The clamp width must  
be at least 25mm



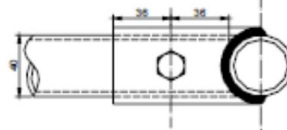
K-45



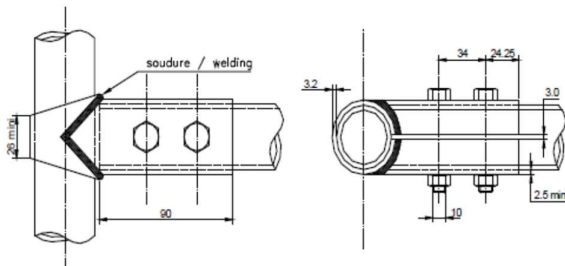
K-46



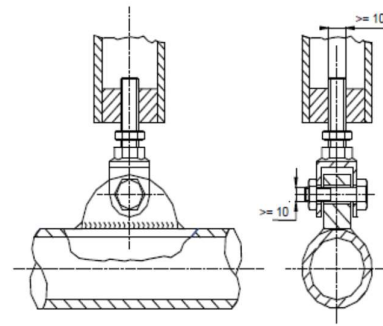
Dessin / Drawing N° 253-35



K-47



K-48



K-49



**APPENDIX 1**

A socially-minded standard of behaviour is expected from everyone within the motorsport community.

By participating in a Motorsport UK event in any capacity you agree to follow the values of the Respect Code:

Motorsportuk.org/racewithrespect  
#RaceWithRespect

**The Values**

- Respect
- Fair play
- Integrity
- Good Manners
- Self-Control

I pledge to #RaceWithRespect and:

- Contribute to a welcoming and friendly environment that ensures the safety and welfare of all participants.
- Always behave with integrity and uphold fairness in the sport; play your part in keeping the sport safe through your actions
- Treat everyone with respect, regardless of their gender, ethnic or social background, language, religious or other beliefs, disability, sexual identity or other status
- Recognise that we all represent the sport and therefore have a duty to be polite and respectful to all staff, officials, fellow competitors, volunteers, as well as fans and supporters
- Respect the rules, regulations and authority of the officials and Motorsport UK

Any breach of these obligations may result in disciplinary action.