HSCC 70s ROAD SPORTS with 80s SPORTS & GT

Production Sports, GT and two door Coupe cars built or road-registered 1970-1989

HSCC Jim Russell Trophy

Snetterton 300

24th April 2022

Timing & Results Provided by Timing Solutions Ltd

www.tsl-timing.com

Snetterton 300

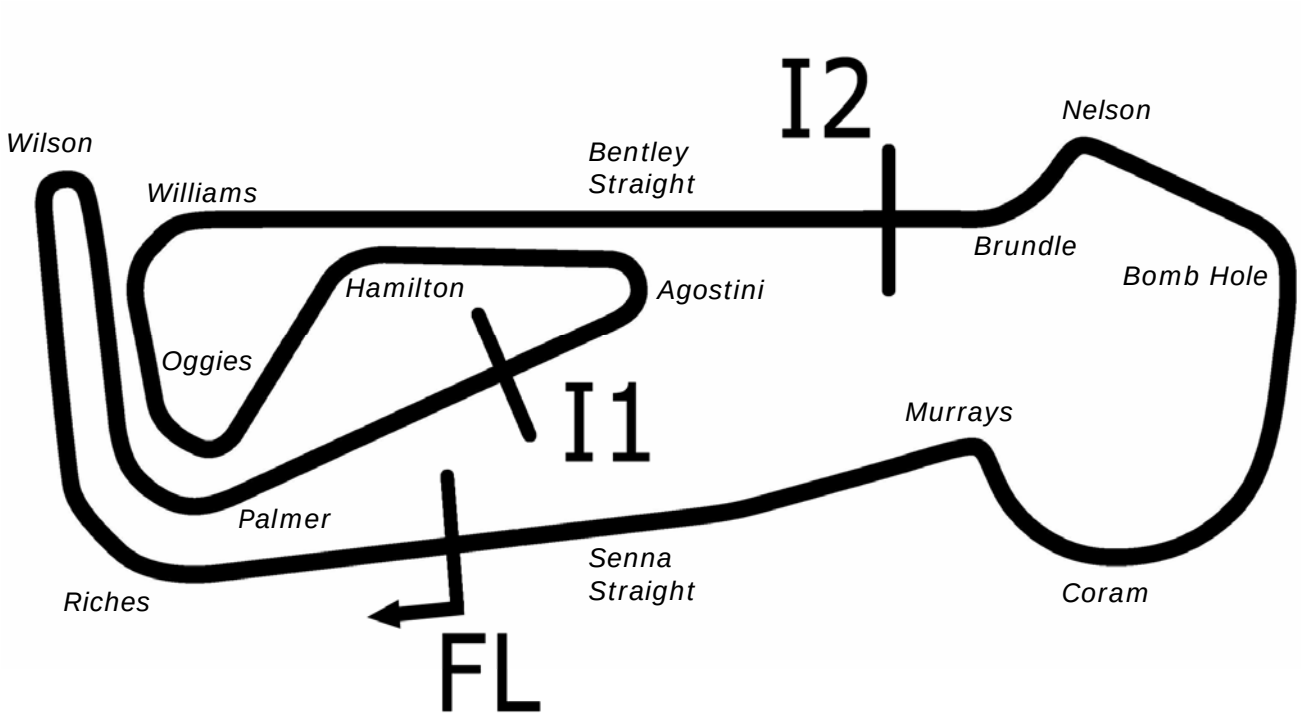

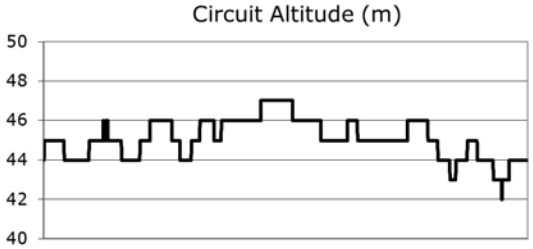

Length	2.9689 miles	4778.0 m	
FL		52.46340 N	0.94476 E
I1	1545m	52.46487 N	0.94466 E
I2	3198m	52.46617 N	0.94964 E
Pit Entry	4572m	52.46364 N	0.94774 E
Pit Exit	40m after FL	52.46338 N	0.94420 E

Pit Entry–Pit Exit 246m, 17.7s @50kph, 14.7s @60kph

All results available at www.tsl-timing.com

HSCC 70's Road Sports Championship with 80's Sports & GT

QUALIFYING - RACE 17 - BEST SECTORS

	SECTOR 1			SECTOR 2			SECTOR 3		
POS	NO	NAME	TIME	NO	NAME	TIME	NO	NAME	TIME
1	18	CLARK	42.676	18	CLARK	48.385	18	CLARK	45.184
2	5	ROSS	42.832	5	ROSS	48.621	5	ROSS	45.859
3	24	BARTER	43.538	24	BARTER	49.258	24	BARTER	46.396
4	11	PAYNE	44.169	11	PAYNE	49.729	11	PAYNE	46.504
5	12	BAGNALL	44.997	12	BAGNALL	50.411	12	BAGNALL	47.581
6	73	HALL	45.605	73	HALL	50.597	7	TOMKINSON	48.007
7	7	TOMKINSON	45.837	7	TOMKINSON	51.285	52	STEPHENSON	49.063
8	17	THOMAS	46.576	17	THOMAS	52.060	17	THOMAS	49.162
9	52	STEPHENSON	47.414	52	STEPHENSON	52.210	73	HALL	49.371
10	26	EVANS	47.568	26	EVANS	52.498	68	WAGSTAFF	50.487
11	49	HORE	48.172	37	STRONG	52.870	4	RORRISON	51.040
12	68	WAGSTAFF	48.343	55	BELLERBY	53.061	49	HORE	51.229
13	4	RORRISON	48.578	49	HORE	53.414	26	EVANS	51.354
14	55	BELLERBY	48.883	68	WAGSTAFF	53.510	55	BELLERBY	52.018
15	23	MORTON	49.819	2	OWEN	53.709	76	ERWIN	52.515
16	76	ERWIN	50.029	4	RORRISON	53.952	23	MORTON	52.598
17	3	CONNELL	50.637	76	ERWIN	55.243	2	OWEN	54.560
18	2	OWEN	51.412	23	MORTON	55.681	3	CONNELL	56.021
19	37	STRONG	1:00.544	3	CONNELL	56.703	37	STRONG	1:02.659

IDEAL / BEST COMPARISON					
POS	NO	NAME	IDEAL	BEST	DIFF
		PERFECT LAP	2:16.245		
1	18	CLARK	2:16.245	2:16.408	0.163
2	5	ROSS	2:17.312	2:17.567	0.255
3	24	BARTER	2:19.192	2:19.383	0.191
4	11	PAYNE	2:20.402	2:20.482	0.080
5	12	BAGNALL	2:22.989	2:23.246	0.257
6	7	TOMKINSON	2:25.129	2:25.129	0.000
7	73	HALL	2:25.573	2:25.600	0.027
8	17	THOMAS	2:27.798	2:27.798	0.000
9	52	STEPHENSON	2:28.687	2:28.687	0.000
10	26	EVANS	2:31.420	2:31.420	0.000
11	68	WAGSTAFF	2:32.340	2:33.242	0.902
12	49	HORE	2:32.815	2:33.977	1.162
13	4	RORRISON	2:33.570	2:33.570	0.000
14	55	BELLERBY	2:33.962	2:35.566	1.604
15	76	ERWIN	2:37.787	2:38.271	0.484
16	23	MORTON	2:38.098	2:38.745	0.647
17	2	OWEN	2:39.681	2:39.795	0.114
18	3	CONNELL	2:43.361	2:44.195	0.834
19	37	STRONG	2:56.073	3:11.764	15.691

Weather / Track : Sunny / Dry

Snetterton 300: 2.9689 miles
Date: 24/04/2022 Start: 09:00 Finish: 09:15

Results can be found at www.tsl-timing.com

Printed - 09:20 Sunday, 24 April 2022

HSCC 70's Road Sports Championship with 80's Sports & GT

QUALIFYING - RACE 17 - BEST SPEEDS

	INTERMEDIATE 1			INTERMEDIATE 2			FINISH LINE		
POS	NO	NAME	MPH	NO	NAME	MPH	NO	NAME	MPH
1	**18**	CLARK	**105.3**	**18**	CLARK	**120.4**	**5**	ROSS	**113.9**
2	**5**	ROSS	**103.5**	**5**	ROSS	**120.4**	**12**	BAGNALL	**112.9**
3	**24**	BARTER	**101.9**	**73**	HALL	**116.1**	**18**	CLARK	**111.6**
4	**73**	HALL	**99.5**	**24**	BARTER	**114.9**	**2**	OWEN	**110.1**
5	**11**	PAYNE	**97.5**	**11**	PAYNE	**113.1**	**55**	BELLERBY	**109.1**
6	**12**	BAGNALL	**96.8**	**12**	BAGNALL	**112.0**	**24**	BARTER	**108.4**
7	**26**	EVANS	**94.6**	**26**	EVANS	**109.4**	**11**	PAYNE	**107.8**
8	**52**	STEPHENSON	**94.5**	**2**	OWEN	**107.5**	**73**	HALL	**107.2**
9	**68**	WAGSTAFF	**93.7**	**68**	WAGSTAFF	**107.3**	**3**	CONNELL	**105.8**
10	**2**	OWEN	**92.9**	**7**	TOMKINSON	**106.6**	**52**	STEPHENSON	**104.2**
11	**7**	TOMKINSON	**92.4**	**52**	STEPHENSON	**106.0**	**26**	EVANS	**101.2**
12	**3**	CONNELL	**92.1**	**3**	CONNELL	**105.3**	**17**	THOMAS	**98.6**
13	**17**	THOMAS	**91.3**	**49**	HORE	**105.1**	**7**	TOMKINSON	**98.5**
14	**76**	ERWIN	**90.4**	**55**	BELLERBY	**104.0**	**68**	WAGSTAFF	**98.1**
15	**4**	RORRISON	**90.3**	**4**	RORRISON	**102.1**	**4**	RORRISON	**97.5**
16	**55**	BELLERBY	**90.3**	**17**	THOMAS	**101.0**	**76**	ERWIN	**95.8**
17	**49**	HORE	**89.7**	**23**	MORTON	**101.0**	**49**	HORE	**94.7**
18	**23**	MORTON	**87.6**	**76**	ERWIN	**100.3**	**23**	MORTON	**94.1**
19	**37**	STRONG	**85.7**	**37**	STRONG	**91.1**	**37**	STRONG	**74.2**

Weather / Track : Sunny / Dry

Snetterton 300: 2.9689 miles
Date: 24/04/2022 Start: 09:00 Finish: 09:15

Results can be found at www.tsl-timing.com

Printed - 09:20 Sunday, 24 April 2022

Sheet No:	Issue Time:

HSCC 70's Road Sports Championship with 80's Sports & GT

QUALIFYING - RACE 17 - CLASSIFICATION

POS	NO	CL	PIC	NAME	ENTRY	TIME	ON	LAPS	GAP	DIFF	MPH
1	18	C	1	Jeremy CLARK	Lotus Elan S4	2:16.408	7	7			78.35
2	5	B	1	Antony ROSS	TVR 3000M	2:17.567	5	7	1.159	1.159	77.69
3	24	B	2	Charles BARTER	Datsun 240Z	2:19.383	5	6	2.975	1.816	76.68
4	11	C	2	Howard PAYNE	Lotus Europa TC	2:20.482	6	7	4.074	1.099	76.08
5	12	A	1	Adam BAGNALL	Jaguar E-type S2 FHC	2:23.246	5	6	6.838	2.764	74.61
6	7	E	1	David TOMKINSON	TVR Vixen S2	2:25.129	5	6	8.721	1.883	73.64
7	73	B	3	John HALL	Datsun 260Z	2:25.600	5	6	9.192	0.471	73.40
8	17	E	2	Gary THOMAS	Lotus 7	2:27.798	4	4	11.390	2.198	72.31
9	52	B	4	Mike STEPHENSON	Datsun 240z	2:28.687	5	5	12.279	0.889	71.88
10	26	D	1	Glynn EVANS	Porsche 914-6	2:31.420	6	6	15.012	2.733	70.58
11	68	D	2	Jon WAGSTAFF	Alfa Romeo GTV	2:33.242	6	6	16.834	1.822	69.74
12	4	D	3	Ken RORRISON	Alfa Romeo 2000 GTV	2:33.570	6	6	17.162	0.328	69.59
13	49	D	4	Peter HORE	Porsche 924	2:33.977	5	6	17.569	0.407	69.41
14	55	B	5	Steve BELLERBY	TVR 3000M	2:35.566	5	6	19.158	1.589	68.70
15	76	D	5	David ERWIN	Alfa Romeo 2000 GTV	2:38.271	4	6	21.863	2.705	67.53
16	23	D	6	Will MORTON	Alfa Romeo 2000 GTV	2:38.745	6	6	22.337	0.474	67.32
17	2	TC3	1	Tom OWEN	Peugeot 205	2:39.795	6	6	23.387	1.050	66.88
18	3	B	6	Pete CONNELL	TVR 3000M	2:44.195	4	6	27.787	4.400	65.09
19	37	B	7	Nic STRONG	Marcos 3.0 GT	3:11.764	3	3	55.356	27.569	55.73

Weather / Track : Sunny / Dry

These results are provisional until the conclusion of any judicial and technical matters.

Snetterton 300: 2.9689 miles

Date: 24/04/2022 Start: 09:00 Finish: 09:15

Clerk Of Course : Julian Floyd	Stewards :	Timekeeper : Nick Palmer

Sheet No:	Issue Time:

HSCC 70's Road Sports Championship with 80's Sports & GT

RACE 17 - GRID (25 minutes)

ROW 10			3:11.764	19	37	Nic STRONG	
ROW 9	17	2	2:39.795 Tom OWEN	18	3	Pete CONNELL	2:44.195
ROW 8			2:38.271	15	76	David ERWIN	2:38.745
				16	23	Will MORTON	
ROW 7	13	49	2:33.977 Peter HORE	14	55	Steve BELLERBY	2:35.566
ROW 6			2:33.242	11	68	Jon WAGSTAFF	2:33.570
				12	4	Ken RORRISON	
ROW 5	9	52	2:28.687 Mike STEPHENSON	10	26	Glynn EVANS	2:31.420
ROW 4			2:25.600	7	73	John HALL	2:27.798
				8	17	Gary THOMAS	
ROW 3	5	12	2:23.246 Adam BAGNALL	6	7	David TOMKINSON	2:25.129
ROW 2			2:19.383	3	24	Charles BARTER	2:20.482
				4	11	Howard PAYNE	
ROW 1	1	18	2:16.408 Jeremy CLARK	2	5	Antony ROSS	2:17.567
			Pole				

Snetterton 300: 2.9689 miles

These results are provisional until the conclusion of any judicial and technical matters.

Clerk Of Course : Julian Floyd	Stewards :	Timekeeper : Nick Palmer

Results can be found at www.tsl-timing.com

Printed - 09:19 Sunday, 24 April 2022

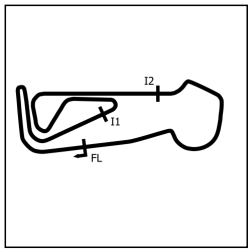

HSCC 70's Road Sports Championship with 80's Sports & GT

QUALIFYING - RACE 17 - SECTOR ANALYSIS

SECTOR 1 = FL to I1, SECTOR 2 = I1 to I2, SECTOR 3 = I2 to FL, DIFF = Difference To Personal Best Lap, P = Crossed Finish Line in Pit Lane, D = Time Disallowed

P1 18 C Jeremy CLARK — Lotus Elan S4

IDEAL LAP TIME : 2:16.245 BEST LAP TIME : 2:16.408 DIFFERENCE : 0.163

LAP	SECTOR 1		SECTOR 2		SECTOR 3		LAP TIME	MPH	DIFF	TIME OF DAY
1 -	OUTLAP	92.8	51.197	109.4	46.872	110.1	2:27.932	72.24	11.524	09:03:11.771
2 -	43.534	102.9	48.829	118.3	***45.184***	111.2	2:17.547	77.70	1.139	09:05:29.318
3 -	43.005	103.2	***48.385***	119.6	45.276	***111.6***	2:16.666 **(2)**	78.20	0.258	09:07:45.984
4 -	42.855	104.3	48.411	119.1	45.514	110.9	2:16.780	78.14	0.372	09:10:02.764
5 -	42.869	102.1	48.618	***120.4***	45.260	110.5	2:16.747 **(3)**	78.15	0.339	09:12:19.511
6 -	45.008	83.4	54.100	89.7	49.873	111.2	2:28.981	71.74	12.573	09:14:48.492
7 -	***42.676***	***105.3***	48.477	120.0	45.255	97.5	***2:16.408*** **(1)**	***78.35***		***09:17:04.900***

P2 5 B Antony ROSS — TVR 3000M

IDEAL LAP TIME : 2:17.312 BEST LAP TIME : 2:17.567 DIFFERENCE : 0.255

LAP	SECTOR 1		SECTOR 2		SECTOR 3		LAP TIME	MPH	DIFF	TIME OF DAY
1 -	OUTLAP	76.0	54.978	97.9	50.557	109.8	2:39.335	67.07	21.768	09:03:24.673
2 -	45.945	91.4	50.630	110.1	47.714	111.8	2:24.289	74.07	6.722	09:05:48.962
3 -	44.238	97.5	49.376	117.3	46.240	113.3	2:19.854	76.42	2.287	09:08:08.816
4 -	43.597	100.4	49.140	118.1	45.994	113.3	2:18.731 **(3)**	77.04	1.164	09:10:27.547
5 -	***42.832***	***103.5***	48.876	119.8	***45.859***	113.7	***2:17.567*** **(1)**	***77.69***		***09:12:45.114***
6 -	43.635	98.1	***48.621***	***120.4***	46.128	***113.9***	2:18.384 **(2)**	77.23	0.817	09:15:03.498
7 -	45.525	97.6	50.255	116.9	46.799	98.1	2:22.579	74.96	5.012	09:17:26.077

P3 24 B Charles BARTER — Datsun 240Z

IDEAL LAP TIME : 2:19.192 BEST LAP TIME : 2:19.383 DIFFERENCE : 0.191

LAP	SECTOR 1		SECTOR 2		SECTOR 3		LAP TIME	MPH	DIFF	TIME OF DAY
1 -	OUTLAP	86.4	56.029	99.5	49.866	106.3	2:39.458	67.02	20.075	09:03:33.956
2 -	45.161	101.0	49.990	110.9	47.010	107.2	2:22.161	75.18	2.778	09:05:56.117
3 -	44.033	101.0	49.539	114.1	46.564	107.2	2:20.136 **(2)**	76.26	0.753	09:08:16.253
4 -	44.190	100.7	49.314	111.8	47.455	107.0	2:20.959 **(3)**	75.82	1.576	09:10:37.212
5 -	43.729	101.0	***49.258***	***114.9***	***46.396***	107.3	***2:19.383*** **(1)**	***76.68***		***09:12:56.595***
6 -	43.803	101.2	53.734	101.2	50.225	***108.4***	2:27.762	72.33	8.379	09:15:24.357

P4 11 C Howard PAYNE — Lotus Europa TC

IDEAL LAP TIME : 2:20.402 BEST LAP TIME : 2:20.482 DIFFERENCE : 0.080

LAP	SECTOR 1		SECTOR 2		SECTOR 3		LAP TIME	MPH	DIFF	TIME OF DAY
1 -	OUTLAP	74.9	56.931	91.1	51.860	103.7	2:45.589	64.54	25.107	09:03:33.416
2 -	47.633	89.4	52.157	105.0	48.924	105.6	2:28.714	71.87	8.232	09:06:02.130
3 -	45.281	95.3	50.600	111.8	47.453	106.1	2:23.334	74.56	2.852	09:08:25.464
4 -	45.046	95.5	50.699	110.7	47.226	106.1	2:22.971 **(3)**	74.75	2.489	09:10:48.435
5 -	45.523	96.2	50.358	109.2	47.658	106.1	2:23.539	74.46	3.057	09:13:11.974
6 -	***44.169***	***97.5***	***49.729***	108.5	46.584	***107.8***	***2:20.482*** **(1)**	***76.08***		***09:15:32.456***
7 -	44.727	96.4	49.855	***113.1***	***46.504***	107.5	2:21.086 **(2)**	75.75	0.604	09:17:53.542

P5 12 A Adam BAGNALL — Jaguar E-type S2 FHC

IDEAL LAP TIME : 2:22.989 BEST LAP TIME : 2:23.246 DIFFERENCE : 0.257

LAP	SECTOR 1		SECTOR 2		SECTOR 3		LAP TIME	MPH	DIFF	TIME OF DAY
1 -	OUTLAP	84.4	56.115	101.9	50.195	110.9	2:41.792	66.06	18.546	09:03:37.390
2 -	49.695	92.6	51.612	107.3	49.271	111.2	2:30.578	70.98	7.332	09:06:07.968
3 -	46.307	94.6	***50.411***	111.1	48.302	***112.9***	2:25.020	73.70	1.774	09:08:32.988
4 -	45.139	94.3	50.496	***112.0***	47.852	111.6	2:23.487 **(2)**	74.48	0.241	09:10:56.475
5 -	45.060	***96.8***	50.605	108.2	***47.581***	112.2	***2:23.246*** **(1)**	***74.61***		***09:13:19.721***
6 -	***44.997***	93.5	50.511	110.0	48.641	111.6	2:24.149 **(3)**	74.14	0.903	09:15:43.870

Weather / Track : Sunny / Dry

Snetterton 300: 2.9689 miles
Date: 24/04/2022 Start: 09:00 Finish: 09:15

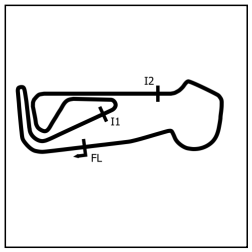

HSCC 70's Road Sports Championship with 80's Sports & GT

QUALIFYING - RACE 17 - SECTOR ANALYSIS

SECTOR 1 = FL to I1, SECTOR 2 = I1 to I2, SECTOR 3 = I2 to FL, DIFF = Difference To Personal Best Lap, P = Crossed Finish Line in Pit Lane, D = Time Disallowed

P6 7 E David TOMKINSON TVR Vixen S2

IDEAL LAP TIME : 2:25.129 BEST LAP TIME : 2:25.129 DIFFERENCE : 0.000

LAP	SECTOR 1		SECTOR 2		SECTOR 3		LAP TIME	MPH	DIFF	TIME OF DAY
1 -	OUTLAP	62.4	1:02.992	99.5	53.061	97.5	2:53.644	61.55	28.515	09:04:13.533
2 -	47.794	90.8	52.832	103.5	49.376	98.1	2:30.002	71.25	4.873	09:06:43.535
3 -	47.453	91.0	51.743	105.1	48.902	***98.5***	2:28.098 **(2)**	72.16	2.969	09:09:11.633
4 -	46.389	***92.4***	53.771	***106.6***	49.802	98.1	2:29.962	71.27	4.833	09:11:41.595
5 -	***45.837***	92.1	***51.285***	105.5	***48.007***	97.3	***2:25.129*** **(1)**	***73.64***		***09:14:06.724***
6 -	46.287	91.8	52.038	105.8	49.908	80.2	2:28.233 **(3)**	72.10	3.104	09:16:34.957

P7 73 B John HALL Datsun 260Z

IDEAL LAP TIME : 2:25.573 BEST LAP TIME : 2:25.600 DIFFERENCE : 0.027

LAP	SECTOR 1		SECTOR 2		SECTOR 3		LAP TIME	MPH	DIFF	TIME OF DAY
1 -	OUTLAP	66.9	1:03.821	93.3	56.976	99.1	3:00.690	59.15	35.090	09:04:16.352
2 -	50.887	73.2	55.046	110.5	51.929	***107.2***	2:37.862	67.70	12.262	09:06:54.214
3 -	45.873	97.1	52.626	114.9	51.535	106.3	2:30.034 **(3)**	71.23	4.434	09:09:24.248
4 -	49.081	***99.5***	51.635	108.9	50.495	106.6	2:31.211	70.68	5.611	09:11:55.459
5 -	***45.605***	99.1	***50.597***	***116.1***	49.398	106.5	***2:25.600*** **(1)**	***73.40***		***09:14:21.059***
6 -	46.385	97.8	51.850	113.3	***49.371***	104.8	2:27.606 **(2)**	72.40	2.006	09:16:48.665

P8 17 E Gary THOMAS Lotus 7

IDEAL LAP TIME : 2:27.798 BEST LAP TIME : 2:27.798 DIFFERENCE : 0.000

LAP	SECTOR 1		SECTOR 2		SECTOR 3		LAP TIME	MPH	DIFF	TIME OF DAY
1 -	OUTLAP	81.8	57.155	95.3	55.394	97.1	2:46.811	64.07	19.013	09:03:44.442
2 -	58.721	86.7	1:21.171	85.5	IN PIT		6:58.487 **P**	25.53	4:30.689	09:10:42.929
3 -	OUTLAP	89.4	54.505	100.3	49.431	***98.6***	2:41.263	66.27	13.465	09:13:24.192
4 -	***46.576***	***91.3***	***52.060***	***101.0***	***49.162***	98.5	***2:27.798*** **(1)**	***72.31***		***09:15:51.990***

P9 52 B Mike STEPHENSON Datsun 240z

IDEAL LAP TIME : 2:28.687 BEST LAP TIME : 2:28.687 DIFFERENCE : 0.000

LAP	SECTOR 1		SECTOR 2		SECTOR 3		LAP TIME	MPH	DIFF	TIME OF DAY
1 -	OUTLAP	75.8	1:00.277	90.8	55.044	98.9	2:54.231	61.34	25.544	09:04:15.822
2 -	49.203	91.8	54.045	99.5	50.752	103.5	2:34.000	69.40	5.313	09:06:49.822
3 -	48.350	92.0	52.783	102.7	52.833	99.4	2:33.966 **(3)**	69.41	5.279	09:09:23.788
4 -	49.818	88.0	53.033	***106.0***	50.620	102.2	2:33.471 **(2)**	69.64	4.784	09:11:57.259
5 -	***47.414***	***94.5***	***52.210***	104.2	***49.063***	***104.2***	***2:28.687*** **(1)**	***71.88***		***09:14:25.946***

P10 26 D Glynn EVANS Porsche 914-6

IDEAL LAP TIME : 2:31.420 BEST LAP TIME : 2:31.420 DIFFERENCE : 0.000

LAP	SECTOR 1		SECTOR 2		SECTOR 3		LAP TIME	MPH	DIFF	TIME OF DAY
1 -	OUTLAP	66.3	1:04.496	94.2	55.755	98.8	3:00.601	59.18	29.181	09:04:12.683
2 -	50.098	93.8	53.740	106.6	52.606	99.4	2:36.444	68.31	5.024	09:06:49.127
3 -	50.406	83.0	55.765	109.1	51.894	***101.2***	2:38.065	67.61	6.645	09:09:27.192
4 -	48.530	91.1	54.832	109.1	52.653	99.5	2:36.015 **(3)**	68.50	4.595	09:12:03.207
5 -	48.397	94.2	53.987	107.7	52.036	99.8	2:34.420 **(2)**	69.21	3.000	09:14:37.627
6 -	***47.568***	***94.6***	***52.498***	***109.4***	***51.354***	99.4	***2:31.420*** **(1)**	***70.58***		***09:17:09.047***

P11 68 D Jon WAGSTAFF Alfa Romeo GTV

IDEAL LAP TIME : 2:32.340 BEST LAP TIME : 2:33.242 DIFFERENCE : 0.902

LAP	SECTOR 1		SECTOR 2		SECTOR 3		LAP TIME	MPH	DIFF	TIME OF DAY
1 -	OUTLAP	82.2	57.046	92.4	54.349	96.2	2:50.812	62.57	17.570	09:03:52.793
2 -	50.791	83.2	58.565	96.0	52.349	97.2	2:41.705	66.09	8.463	09:06:34.498
3 -	48.891	91.9	53.685	103.7	51.414	97.3	2:33.990 **(3)**	69.40	0.748	09:09:08.488
4 -	49.131	92.4	54.108	98.6	52.613	96.4	2:35.852	68.57	2.610	09:11:44.340
5 -	48.380	***93.7***	***53.510***	105.3	51.549	97.5	2:33.439 **(2)**	69.65	0.197	09:14:17.779
6 -	***48.343***	89.7	54.412	***107.3***	***50.487***	***98.1***	***2:33.242*** **(1)**	***69.74***		***09:16:51.021***

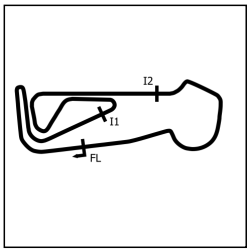

HSCC 70's Road Sports Championship with 80's Sports & GT

QUALIFYING - RACE 17 - SECTOR ANALYSIS

SECTOR 1 = FL to I1, SECTOR 2 = I1 to I2, SECTOR 3 = I2 to FL, DIFF = Difference To Personal Best Lap, P = Crossed Finish Line in Pit Lane, D = Time Disallowed

P12 4 D Ken RORRISON — Alfa Romeo 2000 GTV

IDEAL LAP TIME : 2:33.570 BEST LAP TIME : 2:33.570 DIFFERENCE : 0.000

LAP	SECTOR 1		SECTOR 2		SECTOR 3		LAP TIME		MPH	DIFF	TIME OF DAY
1 -	OUTLAP	80.0	1:00.475	86.5	58.306	92.8	2:58.224		59.96	24.654	09:04:22.100
2 -	51.191	88.1	56.615	98.5	53.471	97.1	2:41.277		66.27	7.707	09:07:03.377
3 -	49.412	***90.3***	55.198	100.6	55.145	68.1	2:39.755		66.90	6.185	09:09:43.132
4 -	50.878	89.3	54.386	101.2	51.576	***97.5***	2:36.840	**(2)**	68.14	3.270	09:12:19.972
5 -	48.828	89.9	54.683	100.9	54.130	***97.5***	2:37.641	**(3)**	67.80	4.071	09:14:57.613
6 -	***48.578***	89.2	***53.952***	***102.1***	***51.040***	97.2	***2:33.570***	**(1)**	***69.59***		***09:17:31.183***

P13 49 D Peter HORE — Porsche 924

IDEAL LAP TIME : 2:32.815 BEST LAP TIME : 2:33.977 DIFFERENCE : 1.162

LAP	SECTOR 1		SECTOR 2		SECTOR 3		LAP TIME		MPH	DIFF	TIME OF DAY
1 -	OUTLAP	68.6	1:04.697	93.0	56.253	93.5	3:00.766		59.12	26.789	09:04:13.994
2 -	49.992	88.6	***53.414***	***105.1***	52.918	94.5	2:36.324		68.37	2.347	09:06:50.318
3 -	48.988	***89.7***	53.812	101.3	53.331	***94.7***	2:36.131	**(3)**	68.45	2.154	09:09:26.449
4 -	49.103	89.4	56.188	103.4	53.403	93.9	2:38.694		67.35	4.717	09:12:05.143
5 -	48.739	89.0	54.009	102.9	***51.229***	***94.7***	***2:33.977***	**(1)**	***69.41***		***09:14:39.120***
6 -	***48.172***	88.1	53.885	104.2	52.106	93.5	2:34.163	**(2)**	69.32	0.186	09:17:13.283

P14 55 B Steve BELLERBY — TVR 3000M

IDEAL LAP TIME : 2:33.962 BEST LAP TIME : 2:35.566 DIFFERENCE : 1.604

LAP	SECTOR 1		SECTOR 2		SECTOR 3		LAP TIME		MPH	DIFF	TIME OF DAY
1 -	OUTLAP	86.4	57.870	93.8	***52.018***	106.5	2:45.894		64.42	10.328	09:03:37.035
2 -	59.101	86.2	55.214	91.6	53.682	108.0	2:47.997		63.62	12.431	09:06:25.032
3 -	51.298	86.5	56.182	89.4	53.060	105.6	2:40.540		66.57	4.974	09:09:05.572
4 -	50.486	87.6	54.153	95.4	52.417	107.8	2:37.056	**(2)**	68.05	1.490	09:11:42.628
5 -	***48.883***	***90.3***	***53.061***	***104.0***	53.622	85.2	***2:35.566***	**(1)**	***68.70***		***09:14:18.194***
6 -	50.573	81.0	54.542	99.2	52.065	***109.1***	2:37.180	**(3)**	67.99	1.614	09:16:55.374

P15 76 D David ERWIN — Alfa Romeo 2000 GTV

IDEAL LAP TIME : 2:37.787 BEST LAP TIME : 2:38.271 DIFFERENCE : 0.484

LAP	SECTOR 1		SECTOR 2		SECTOR 3		LAP TIME		MPH	DIFF	TIME OF DAY
1 -	OUTLAP	68.0	1:05.085	91.9	1:00.444	88.3	3:06.821		57.21	28.550	09:04:17.174
2 -	51.587	88.0	57.492	91.5	54.803	94.6	2:43.882		65.21	5.611	09:07:01.056
3 -	50.175	88.4	56.174	99.8	53.217	93.0	2:39.566	**(2)**	66.98	1.295	09:09:40.622
4 -	***50.029***	88.1	55.727	99.1	***52.515***	92.9	***2:38.271***	**(1)**	***67.53***		***09:12:18.893***
5 -	50.532	74.4	***55.243***	***100.3***	55.798	93.8	2:41.573		66.15	3.302	09:15:00.466
6 -	50.421	***90.4***	56.650	95.5	52.604	***95.8***	2:39.675	**(3)**	66.93	1.404	09:17:40.141

P16 23 D Will MORTON — Alfa Romeo 2000 GTV

IDEAL LAP TIME : 2:38.098 BEST LAP TIME : 2:38.745 DIFFERENCE : 0.647

LAP	SECTOR 1		SECTOR 2		SECTOR 3		LAP TIME		MPH	DIFF	TIME OF DAY
1 -	OUTLAP	73.3	1:02.830	88.3	57.212	91.8	3:01.445		58.90	22.700	09:04:28.245
2 -	51.790	85.1	58.109	99.2	53.684	92.9	2:43.583		65.33	4.838	09:07:11.828
3 -	50.847	86.9	56.202	99.8	52.830	93.5	2:39.879	**(3)**	66.85	1.134	09:09:51.707
4 -	50.567	86.9	56.683	99.8	***52.598***	***94.1***	2:39.848	**(2)**	66.86	1.103	09:12:31.555
5 -	50.827	87.4	56.423	***101.0***	52.945	93.5	2:40.195		66.71	1.450	09:15:11.750
6 -	***49.819***	***87.6***	***55.681***	100.3	53.245	93.7	***2:38.745***	**(1)**	***67.32***		***09:17:50.495***

P17 2 TC3 Tom OWEN — Peugeot 205

IDEAL LAP TIME : 2:39.681 BEST LAP TIME : 2:39.795 DIFFERENCE : 0.114

LAP	SECTOR 1		SECTOR 2		SECTOR 3		LAP TIME		MPH	DIFF	TIME OF DAY
1 -	OUTLAP	66.3	1:12.155	88.1	1:01.222	104.3	3:18.812		53.75	39.017	09:04:24.201
2 -	54.335	84.3	59.888	98.8	58.478	106.3	2:52.701		61.88	12.906	09:07:16.902
3 -	52.441	88.1	57.411	102.2	56.806	102.4	2:46.658		64.13	6.863	09:10:03.560
4 -	***51.412***	91.9	55.191	***107.5***	55.834	97.8	2:42.437	**(2)**	65.79	2.642	09:12:45.997
5 -	51.618	90.1	56.871	95.8	54.932	***110.1***	2:43.421	**(3)**	65.40	3.626	09:15:29.418
6 -	51.526	***92.9***	***53.709***	100.9	***54.560***	99.4	***2:39.795***	**(1)**	***66.88***		***09:18:09.213***

Weather / Track : Sunny / Dry

Snetterton 300: 2.9689 miles
Date: 24/04/2022 Start: 09:00 Finish: 09:15

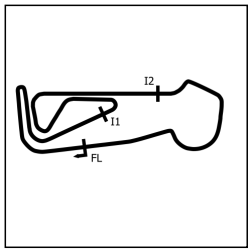

HSCC 70's Road Sports Championship with 80's Sports & GT

QUALIFYING - RACE 17 - SECTOR ANALYSIS

SECTOR 1 = FL to I1, SECTOR 2 = I1 to I2, SECTOR 3 = I2 to FL, DIFF = Difference To Personal Best Lap, P = Crossed Finish Line in Pit Lane, D = Time Disallowed

P18 3 B Pete CONNELL TVR 3000M

IDEAL LAP TIME : 2:43.361 BEST LAP TIME : 2:44.195 DIFFERENCE : 0.834

LAP	SECTOR 1		SECTOR 2		SECTOR 3		LAP TIME	MPH	DIFF	TIME OF DAY
1 -	OUTLAP	80.6	58.218	88.1	58.338	104.6	2:53.228	61.69	9.033	09:03:46.406
2 -	56.205	89.4	1:00.794	89.7	56.908	99.8	2:53.907	61.45	9.712	09:06:40.313
3 -	52.438	89.7	57.104	***105.3***	58.931	105.0	2:48.473	63.44	4.278	09:09:28.786
4 -	51.442	***92.1***	***56.703***	98.8	56.050	105.6	***2:44.195*** **(1)**	***65.09***		***09:12:12.981***
5 -	52.326	81.3	57.172	88.6	56.768	105.1	2:46.266 **(3)**	64.28	2.071	09:14:59.247
6 -	***50.637***	87.8	58.034	92.4	***56.021***	***105.8***	2:44.692 **(2)**	64.89	0.497	09:17:43.939

P19 37 B Nic STRONG Marcos 3.0 GT

IDEAL LAP TIME : 2:56.073 BEST LAP TIME : 3:11.764 DIFFERENCE : 15.691

LAP	SECTOR 1		SECTOR 2		SECTOR 3		LAP TIME	MPH	DIFF	TIME OF DAY
1 -	OUTLAP	***85.7***	***52.870***	***91.1***	IN PIT		5:03.703 **P**	35.19	1:51.939	09:06:06.815
2 -	OUTLAP	64.9	1:07.920	76.0	1:03.028	***74.2***	3:14.747	54.88	2.983	09:09:21.562
3 -	1:02.330	67.4	1:06.775	77.6	***1:02.659***	72.3	***3:11.764*** **(1)**	***55.73***		***09:12:33.326***

Weather / Track : Sunny / Dry

Snetterton 300: 2.9689 miles
Date: 24/04/2022 Start: 09:00 Finish: 09:15

HSCC 70's Road Sports Championship with 80's Sports & GT

QUALIFYING - RACE 17 - STATISTICS

Competitors Started	19
Planned Start	2022-04-24 @ 09:00:00.000
Actual Start	2022-04-24 @ 09:00:39.596
Finish Time	2022-04-24 @ 09:15:43.869
Track Length	2.9689mi.
Total Laps	111
Total Distance Covered	329.5491mi.

Session Fastest Lap History

NO	CL	NAME	LAP TIME	TIME OF DAY	LAP	VEHICLE
18	C	**Jeremy CLARK**	**2:17.547**	09:05:29.318	2	Lotus Elan S4
18	C	**Jeremy CLARK**	**2:16.666**	09:07:45.984	3	Lotus Elan S4
18	C	**Jeremy CLARK**	**2:16.408**	09:17:04.901	7	Lotus Elan S4

Flag History

TYPE	TIME OF DAY
GREEN	09:00:39.596
FINISH	09:15:43.869

Flag Statistics

TYPE	COUNT	TOTAL LAPS	TOTAL TIME
Green	1	7	17:53.679
Red	0	0	0.000
Safety Car	0	0	0.000
FCY	0	0	0.000

Weather / Track : Sunny / Dry

Snetterton 300: 2.9689 miles
Date: 24/04/2022 Start: 09:00 Finish: 09:15

HSCC 70's Road Sports Championship with 80's Sports & GT

QUALIFYING - RACE 17 - STATISTICS

CLASS : A

1 Starters

Fastest Lap History

NO	NAME	LAP TIME	TIME OF DAY	LAP	VEHICLE
12	**Adam BAGNALL**	**2:30.578**	09:06:07.969	2	Jaguar E-type S2 FHC
12	**Adam BAGNALL**	**2:25.020**	09:08:32.988	3	Jaguar E-type S2 FHC
12	**Adam BAGNALL**	**2:23.487**	09:10:56.475	4	Jaguar E-type S2 FHC
12	**Adam BAGNALL**	**2:23.246**	09:13:19.721	5	Jaguar E-type S2 FHC

Weather / Track : Sunny / Dry

Snetterton 300: 2.9689 miles
Date: 24/04/2022 Start: 09:00 Finish: 09:15

HSCC 70's Road Sports Championship with 80's Sports & GT

QUALIFYING - RACE 17 - STATISTICS

CLASS : B

7 Starters

Fastest Lap History

NO	NAME	LAP TIME	TIME OF DAY	LAP	VEHICLE
5	**Antony ROSS**	**2:24.289**	09:05:48.983	2	TVR 3000M
24	**Charles BARTER**	**2:22.161**	09:05:56.119	2	Datsun 240Z
5	**Antony ROSS**	**2:19.854**	09:08:08.836	3	TVR 3000M
5	**Antony ROSS**	**2:18.731**	09:10:27.568	4	TVR 3000M
5	**Antony ROSS**	**2:17.567**	09:12:45.135	5	TVR 3000M

HSCC 70's Road Sports Championship with 80's Sports & GT

QUALIFYING - RACE 17 - STATISTICS

CLASS : C

2 Starters

Fastest Lap History

NO	NAME	LAP TIME	TIME OF DAY	LAP	VEHICLE
18	**Jeremy CLARK**	**2:17.547**	09:05:29.318	2	Lotus Elan S4
18	**Jeremy CLARK**	**2:16.666**	09:07:45.984	3	Lotus Elan S4
18	**Jeremy CLARK**	**2:16.408**	09:17:04.901	7	Lotus Elan S4

Weather / Track : Sunny / Dry

Snetterton 300: 2.9689 miles
Date: 24/04/2022 Start: 09:00 Finish: 09:15

HSCC 70's Road Sports Championship with 80's Sports & GT

QUALIFYING - RACE 17 - STATISTICS

CLASS : D

6 Starters

Fastest Lap History

NO	NAME	LAP TIME	TIME OF DAY	LAP	VEHICLE
68	**Jon WAGSTAFF**	**2:41.705**	09:06:34.529	2	Alfa Romeo GTV
26	**Glynn EVANS**	**2:36.444**	09:06:49.137	2	Porsche 914-6
49	**Peter HORE**	**2:36.324**	09:06:50.323	2	Porsche 924
68	**Jon WAGSTAFF**	**2:33.990**	09:09:08.519	3	Alfa Romeo GTV
68	**Jon WAGSTAFF**	**2:33.439**	09:14:17.809	5	Alfa Romeo GTV
68	**Jon WAGSTAFF**	**2:33.242**	09:16:51.052	6	Alfa Romeo GTV
26	**Glynn EVANS**	**2:31.420**	09:17:09.058	6	Porsche 914-6

Weather / Track : Sunny / Dry

Snetterton 300: 2.9689 miles
Date: 24/04/2022 Start: 09:00 Finish: 09:15

HSCC 70's Road Sports Championship with 80's Sports & GT

QUALIFYING - RACE 17 - STATISTICS

CLASS : E

2 Starters

Fastest Lap History

NO	NAME	LAP TIME	TIME OF DAY	LAP	VEHICLE
7	**David TOMKINSON**	**2:30.002**	09:06:43.536	2	TVR Vixen S2
7	**David TOMKINSON**	**2:28.098**	09:09:11.634	3	TVR Vixen S2
7	**David TOMKINSON**	**2:25.129**	09:14:06.726	5	TVR Vixen S2

Weather / Track : Sunny / Dry

Snetterton 300: 2.9689 miles
Date: 24/04/2022 Start: 09:00 Finish: 09:15

HSCC 70's Road Sports Championship with 80's Sports & GT

QUALIFYING - RACE 17 - STATISTICS

CLASS : TC3

1 Starters

Fastest Lap History

NO	NAME	LAP TIME	TIME OF DAY	LAP	VEHICLE
2	**Tom OWEN**	**2:52.701**	09:07:16.913	2	Peugeot 205
2	**Tom OWEN**	**2:46.658**	09:10:03.571	3	Peugeot 205
2	**Tom OWEN**	**2:42.437**	09:12:46.009	4	Peugeot 205
2	**Tom OWEN**	**2:39.795**	09:18:09.224	6	Peugeot 205

Weather / Track : Sunny / Dry

Snetterton 300: 2.9689 miles
Date: 24/04/2022 Start: 09:00 Finish: 09:15

HSCC 70's Road Sports Championship with 80's Sports & GT

RACE 17 - BEST SECTORS

	SECTOR 1			SECTOR 2			SECTOR 3			IDEAL / BEST COMPARISON					
POS	NO	NAME	TIME	NO	NAME	TIME	NO	NAME	TIME	POS	NO	NAME	IDEAL	BEST	DIFF
												PERFECT LAP	2:18.058		
1	18	CLARK	43.384	18	CLARK	48.778	5	ROSS	45.896	1	18	CLARK	2:18.178	2:18.429	0.251
2	5	ROSS	43.496	5	ROSS	48.870	18	CLARK	46.016	2	5	ROSS	2:18.262	2:18.697	0.435
3	24	BARTER	43.883	37	STRONG	49.824	11	PAYNE	46.889	3	24	BARTER	2:20.986	2:21.286	0.300
4	11	PAYNE	44.084	12	BAGNALL	49.961	24	BARTER	47.037	4	11	PAYNE	2:21.004	2:21.403	0.399
5	37	STRONG	44.270	11	PAYNE	50.031	12	BAGNALL	47.092	5	37	STRONG	2:21.742	2:22.061	0.319
6	17	THOMAS	45.056	24	BARTER	50.066	7	TOMKINSON	47.171	6	12	BAGNALL	2:22.670	2:22.787	0.117
7	7	TOMKINSON	45.355	73	HALL	50.326	17	THOMAS	47.256	7	7	TOMKINSON	2:23.201	2:23.450	0.249
8	73	HALL	45.392	7	TOMKINSON	50.675	37	STRONG	47.648	8	17	THOMAS	2:23.240	2:23.615	0.375
9	12	BAGNALL	45.617	17	THOMAS	50.928	73	HALL	48.261	9	73	HALL	2:23.979	2:25.058	1.079
10	52	STEPHENSON	47.054	52	STEPHENSON	51.999	52	STEPHENSON	49.268	10	52	STEPHENSON	2:28.321	2:28.999	0.678
11	26	EVANS	47.600	2	OWEN	52.635	2	OWEN	49.884	11	2	OWEN	2:30.224	2:31.293	1.069
12	55	BELLERBY	47.687	55	BELLERBY	52.896	68	WAGSTAFF	49.922	12	55	BELLERBY	2:30.757	2:31.620	0.863
13	2	OWEN	47.705	26	EVANS	53.240	55	BELLERBY	50.174	13	26	EVANS	2:31.342	2:32.091	0.749
14	68	WAGSTAFF	48.092	68	WAGSTAFF	53.417	26	EVANS	50.502	14	68	WAGSTAFF	2:31.431	2:31.431	0.000
15	4	RORRISON	48.093	49	HORE	53.882	4	RORRISON	51.033	15	4	RORRISON	2:33.017	2:33.017	0.000
16	49	HORE	48.614	4	RORRISON	53.891	76	ERWIN	51.312	16	49	HORE	2:34.804	2:35.709	0.905
17	76	ERWIN	48.915	76	ERWIN	54.824	23	MORTON	51.636	17	76	ERWIN	2:35.051	2:36.500	1.449
18	23	MORTON	49.166	23	MORTON	55.077	49	HORE	52.308	18	23	MORTON	2:35.879	2:36.322	0.443
19	3	CONNELL	49.372	3	CONNELL	55.551	3	CONNELL	54.524	19	3	CONNELL	2:39.447	2:39.551	0.104

Weather / Track : Sunny / Dry

Snetterton 300: 2.9689 miles
Date: 24/04/2022 Start: 15:16 Finish: 15:41

Results can be found at www.tsl-timing.com

Printed - 15:45 Sunday, 24 April 2022

HSCC 70's Road Sports Championship with 80's Sports & GT

RACE 17 - BEST SPEEDS

	INTERMEDIATE 1			INTERMEDIATE 2			FINISH LINE		
POS	NO	NAME	MPH	NO	NAME	MPH	NO	NAME	MPH
1	**12**	BAGNALL	**101.5**	**5**	ROSS	**118.1**	**37**	STRONG	**114.1**
2	**18**	CLARK	**101.3**	**18**	CLARK	**117.9**	**5**	ROSS	**113.7**
3	**73**	HALL	**99.8**	**73**	HALL	**114.9**	**18**	CLARK	**112.2**
4	**5**	ROSS	**99.1**	**12**	BAGNALL	**114.3**	**17**	THOMAS	**112.2**
5	**24**	BARTER	**97.9**	**24**	BARTER	**114.1**	**12**	BAGNALL	**111.2**
6	**37**	STRONG	**96.5**	**11**	PAYNE	**113.9**	**2**	OWEN	**111.2**
7	**11**	PAYNE	**96.0**	**37**	STRONG	**113.1**	**55**	BELLERBY	**109.1**
8	**17**	THOMAS	**94.7**	**26**	EVANS	**109.1**	**24**	BARTER	**108.5**
9	**26**	EVANS	**94.6**	**7**	TOMKINSON	**108.2**	**11**	PAYNE	**107.8**
10	**55**	BELLERBY	**94.5**	**2**	OWEN	**107.8**	**73**	HALL	**107.2**
11	**7**	TOMKINSON	**93.8**	**52**	STEPHENSON	**106.6**	**3**	CONNELL	**105.8**
12	**2**	OWEN	**93.3**	**55**	BELLERBY	**106.1**	**52**	STEPHENSON	**105.0**
13	**52**	STEPHENSON	**93.2**	**68**	WAGSTAFF	**105.6**	**26**	EVANS	**102.2**
14	**68**	WAGSTAFF	**93.0**	**17**	THOMAS	**104.5**	**7**	TOMKINSON	**101.5**
15	**3**	CONNELL	**92.6**	**49**	HORE	**103.4**	**68**	WAGSTAFF	**99.1**
16	**4**	RORRISON	**91.0**	**76**	ERWIN	**101.9**	**4**	RORRISON	**98.5**
17	**76**	ERWIN	**89.4**	**23**	MORTON	**101.6**	**76**	ERWIN	**96.4**
18	**23**	MORTON	**89.2**	**4**	RORRISON	**100.4**	**23**	MORTON	**95.5**
19	**49**	HORE	**88.4**	**3**	CONNELL	**98.3**	**49**	HORE	**94.6**

Weather / Track : Sunny / Dry

Snetterton 300: 2.9689 miles
Date: 24/04/2022 Start: 15:16 Finish: 15:41

Results can be found at www.tsl-timing.com

Printed - 15:45 Sunday, 24 April 2022

Sheet No:	Issue Time:

HSCC 70's Road Sports Championship with 80's Sports & GT

RACE 17 - CLASSIFICATION - AMENDED

POS	NO	CL	PIC	NAME	ENTRY	LAPS	TIME	GAP	DIFF	MPH	BEST	ON
1	**18**	C	1	Jeremy CLARK	Lotus Elan S4	**11**	25:39.164			76.38	**2:18.429**	3
2	**11**	C	2	Howard PAYNE	Lotus Europa TC	**11**	26:17.885	**38.721**	38.721	74.51	**2:21.403**	7
3	**24**	B	1	Charles BARTER	Datsun 240Z	**11**	26:23.473	**44.309**	5.588	74.24	**2:21.286**	11
4	**37**	B	2	Nic STRONG	Marcos 3.0 GT	**11**	26:34.939	**55.775**	11.466	73.71	**2:22.061**	4
5	**12**	A	1	Adam BAGNALL	Jaguar E-type S2 FHC	**11**	26:42.459	**1:03.295**	7.520	73.36	**2:22.787**	11
6	**7**	E	1	David TOMKINSON	TVR Vixen S2	**11**	26:45.276	**1:06.112**	2.817	73.23	**2:23.450**	10
7	**73**	B	3	John HALL	Datsun 260Z	**11**	27:04.372	**1:25.208**	19.096	72.37	**2:25.058**	4
8	**52**	B	4	Mike STEPHENSON	Datsun 240z	**11**	27:49.174	**2:10.010**	44.802	70.43	**2:28.999**	8
9	**55**	B	5	Steve BELLERBY	TVR 3000M	**11**	28:11.663	**2:32.499**	22.489	69.49	**2:31.620**	2
10	**2**	TC3	1	Tom OWEN	Peugeot 205	**10**	25:47.169	**1 Lap**	1 Lap	69.08	**2:31.293**	7
11	**68**	D	1	Jon WAGSTAFF	Alfa Romeo GTV	**10**	25:48.778	**1 Lap**	1.609	69.00	**2:31.431**	9
12	**26**	D	2	Glynn EVANS	Porsche 914-6	**10**	25:49.626	**1 Lap**	0.848	68.97	**2:32.091**	9
13	**4**	D	3	Ken RORRISON	Alfa Romeo 2000 GTV	**10**	25:57.160	**1 Lap**	7.534	68.63	**2:33.017**	7
14	**76**	D	4	David ERWIN	Alfa Romeo 2000 GTV	**10**	26:23.765	**1 Lap**	26.605	67.48	**2:36.500**	4
15	**23**	D	5	Will MORTON	Alfa Romeo 2000 GTV	**10**	26:23.793	**1 Lap**	0.028	67.48	**2:36.322**	5
16	**3**	B	6	Pete CONNELL	TVR 3000M	**10**	27:37.909	**1 Lap**	1:14.116	64.46	**2:39.551**	10
17	**49**	D	6	Peter HORE	Porsche 924	**10**	27:59.868	**1 Lap**	21.959	63.62	**2:35.709**	2
					NOT CLASSIFIED							
NC	**5**	B		Antony ROSS	TVR 3000M	**7**	26:23.937	**4 Laps**	3 Laps	47.23	**2:18.697**	7
DQ	**17**	E		Gary THOMAS	Lotus 7							

FASTEST LAP

18	C	Jeremy CLARK	Lotus Elan S4	**3**	2:18.429	77.20 mph	124.25 kph
5	B	Antony ROSS	TVR 3000M	**7**	2:18.697	77.06 mph	124.01 kph
12	A	Adam BAGNALL	Jaguar E-type S2 FHC	**11**	2:22.787	74.85 mph	120.46 kph
7	E	David TOMKINSON	TVR Vixen S2	**10**	2:23.450	74.50 mph	119.90 kph
2	TC3	Tom OWEN	Peugeot 205	**7**	2:31.293	70.64 mph	113.69 kph
68	D	Jon WAGSTAFF	Alfa Romeo GTV	**9**	2:31.431	70.58 mph	113.58 kph

Car 17 disqualified from race - Regulations C3.1.1 & C3.5.1 refer.

Race Distance: 11 Laps / 32.65 miles
Snetterton 300: 2.9689 miles
Date: 24/04/2022 Start: 15:16 Finish: 15:41

Weather / Track : Sunny / Dry
These results are provisional until the conclusion of any judicial and technical matters.

Clerk Of Course : Julian Floyd	Stewards :	Timekeeper : Nick Palmer

Sheet No:	Issue Time:

HSCC 70's Road Sports Championship with 80's Sports & GT

RACE 17 - CLASSIFICATION

POS	NO	CL	PIC	NAME	ENTRY	LAPS	TIME	GAP	DIFF	MPH	BEST	ON
1	**18**	C	1	Jeremy CLARK	Lotus Elan S4	**11**	25:39.164			76.38	**2:18.429**	3
2	**11**	C	2	Howard PAYNE	Lotus Europa TC	**11**	26:17.885	**38.721**	38.721	74.51	**2:21.403**	7
3	**24**	B	1	Charles BARTER	Datsun 240Z	**11**	26:23.473	**44.309**	5.588	74.24	**2:21.286**	11
4	**37**	B	2	Nic STRONG	Marcos 3.0 GT	**11**	26:34.939	**55.775**	11.466	73.71	**2:22.061**	4
5	**12**	A	1	Adam BAGNALL	Jaguar E-type S2 FHC	**11**	26:42.459	**1:03.295**	7.520	73.36	**2:22.787**	11
6	**17**	E	1	Gary THOMAS	Lotus 7	**11**	26:44.289	**1:05.125**	1.830	73.28	**2:23.615**	11
7	**7**	E	2	David TOMKINSON	TVR Vixen S2	**11**	26:45.276	**1:06.112**	0.987	73.23	**2:23.450**	10
8	**73**	B	3	John HALL	Datsun 260Z	**11**	27:04.372	**1:25.208**	19.096	72.37	**2:25.058**	4
9	**52**	B	4	Mike STEPHENSON	Datsun 240z	**11**	27:49.174	**2:10.010**	44.802	70.43	**2:28.999**	8
10	**55**	B	5	Steve BELLERBY	TVR 3000M	**11**	28:11.663	**2:32.499**	22.489	69.49	**2:31.620**	2
11	**2**	TC3	1	Tom OWEN	Peugeot 205	**10**	25:47.169	**1 Lap**	1 Lap	69.08	**2:31.293**	7
12	**68**	D	1	Jon WAGSTAFF	Alfa Romeo GTV	**10**	25:48.778	**1 Lap**	1.609	69.00	**2:31.431**	9
13	**26**	D	2	Glynn EVANS	Porsche 914-6	**10**	25:49.626	**1 Lap**	0.848	68.97	**2:32.091**	9
14	**4**	D	3	Ken RORRISON	Alfa Romeo 2000 GTV	**10**	25:57.160	**1 Lap**	7.534	68.63	**2:33.017**	7
15	**76**	D	4	David ERWIN	Alfa Romeo 2000 GTV	**10**	26:23.765	**1 Lap**	26.605	67.48	**2:36.500**	4
16	**23**	D	5	Will MORTON	Alfa Romeo 2000 GTV	**10**	26:23.793	**1 Lap**	0.028	67.48	**2:36.322**	5
17	**3**	B	6	Pete CONNELL	TVR 3000M	**10**	27:37.909	**1 Lap**	1:14.116	64.46	**2:39.551**	10
18	**49**	D	6	Peter HORE	Porsche 924	**10**	27:59.868	**1 Lap**	21.959	63.62	**2:35.709**	2
					NOT CLASSIFIED							
NC	**5**	B		Antony ROSS	TVR 3000M	**7**	26:23.937	**4 Laps**	3 Laps	47.23	**2:18.697**	7

FASTEST LAP

18	C	Jeremy CLARK	Lotus Elan S4	**3**	2:18.429	77.20 mph	124.25 kph
5	B	Antony ROSS	TVR 3000M	**7**	2:18.697	77.06 mph	124.01 kph
12	A	Adam BAGNALL	Jaguar E-type S2 FHC	**11**	2:22.787	74.85 mph	120.46 kph
7	E	David TOMKINSON	TVR Vixen S2	**10**	2:23.450	74.50 mph	119.90 kph
2	TC3	Tom OWEN	Peugeot 205	**7**	2:31.293	70.64 mph	113.69 kph
68	D	Jon WAGSTAFF	Alfa Romeo GTV	**9**	2:31.431	70.58 mph	113.58 kph

Race Distance: 11 Laps / 32.65 miles
Snetterton 300: 2.9689 miles
Date: 24/04/2022 Start: 15:16 Finish: 15:41

Weather / Track : Sunny / Dry
These results are provisional until the conclusion of any judicial and technical matters.

Clerk Of Course : Julian Floyd	Stewards :	Timekeeper : Nick Palmer

Results can be found at www.tsl-timing.com

Printed - 15:44 Sunday, 24 April 2022

HSCC 70's Road Sports Championship with 80's Sports & GT

RACE 17 - LAP CHART

LAP 1		@ 15:18:39.054	LAP 2		@ 15:20:58.436	LAP 3		@ 15:23:16.865	LAP 4		@ 15:25:35.594	LAP 5		@ 15:27:54.795
NO	BEHIND	LAP TIME	NO	BEHIND	LAP TIME	NO	BEHIND	LAP TIME	NO	BEHIND	LAP TIME	NO	BEHIND	LAP TIME
18		2:26.513	**18**		2:19.382	**18**		2:18.429	**18**		2:18.729	**18**		2:19.201
11	4.237	2:30.750	**11**	7.859	2:23.004	**11**	11.688	2:22.258	**11**	16.110	2:23.151	**11**	19.643	2:22.734
24	4.575	2:31.088	**24**	8.822	2:23.629	**24**	13.192	2:22.799	**24**	18.666	2:24.203	**24**	22.624	2:23.159
12	5.711	2:32.224	**12**	12.012	2:25.683	**12**	20.097	2:26.514	**12**	27.535	2:26.167	**37**	33.415	2:23.294
7	7.231	2:33.744	**17**	14.244	2:26.393	**7**	22.038	2:26.177	**17**	28.301	2:24.991	**12**	33.577	2:25.243
17	7.233	2:33.746	**7**	14.290	2:26.441	**17**	22.039	2:26.224	**37**	29.322	2:22.061	**17**	35.116	2:26.016
73	10.245	2:36.758	**73**	18.003	2:27.140	**37**	25.990	2:23.064	**7**	31.192	2:27.883	**7**	37.121	2:25.130
52	16.716	2:43.229	**37**	21.355	2:23.996	**73**	26.170	2:26.596	**73**	32.499	2:25.058	**73**	38.558	2:25.260
37	16.741	2:43.254	**52**	27.862	2:30.528	**52**	40.995	2:31.562	**52**	52.186	2:29.920	**5**	4 Laps	12:22.886
68	17.141	2:43.654	**55**	31.304	2:31.620	**55**	45.073	2:32.198	**55**	58.103	2:31.759	**52**	1:04.083	2:31.098
26	19.024	2:45.537	**68**	33.222	2:35.463	**26**	49.720	2:34.030	**2**	1:03.683	2:32.204	**55**	1:11.516	2:32.614
55	19.066	2:45.579	**26**	34.119	2:34.477	**68**	50.000	2:35.207	**26**	1:04.624	2:33.633	**26**	1:20.061	2:34.638
4	19.348	2:45.861	**4**	36.785	2:36.819	**2**	50.208	2:31.482	**68**	1:06.008	2:34.737	**68**	1:21.625	2:34.818
49	21.397	2:47.910	**2**	37.155	2:33.025	**4**	53.333	2:34.977	**4**	1:08.782	2:34.178	**2**	1:23.641	2:39.159
23	21.836	2:48.349	**49**	37.724	2:35.709	**49**	57.475	2:38.180	**49**	1:16.776	2:38.030	**4**	1:23.789	2:34.208
76	22.592	2:49.105	**23**	39.742	2:37.288	**23**	59.553	2:38.240	**23**	1:17.156	2:36.332	**23**	1:34.277	2:36.322
2	23.512	2:50.025	**76**	40.712	2:37.502	**76**	59.871	2:37.588	**76**	1:17.642	2:36.500	**49**	1:35.351	2:37.776
3	28.052	2:54.565	**3**	55.967	2:47.297	**3**	1:26.980	2:49.442	**3**	1:53.333	2:45.082	**76**	1:35.593	2:37.152

Weather / Track : Sunny / Dry

Snetterton 300: 2.9689 miles
Date: 24/04/2022 Start: 15:16 Finish: 15:41

HSCC 70's Road Sports Championship with 80's Sports & GT

RACE 17 - LAP CHART

LAP 6		@ 15:30:13.988
NO	BEHIND	LAP TIME
18		2:19.193
3	1 Lap	2:45.499
11	22.425	2:21.975
24	26.826	2:23.395
37	37.198	2:22.976
12	39.910	2:25.526
17	40.814	2:24.891
7	41.786	2:23.858
5	4 Laps	2:20.961
73	44.863	2:25.498
52	1:16.598	2:31.708
55	1:25.863	2:33.540
68	1:35.584	2:33.152
26	1:36.416	2:35.548
2	1:36.558	2:32.110
4	1:40.298	2:35.702
49	1:52.474	2:36.316
23	1:52.966	2:37.882
76	1:53.384	2:36.984

LAP 7		@ 15:32:32.990
NO	BEHIND	LAP TIME
18		2:19.002
3	1 Lap	2:42.399
11	24.826	2:21.403
24	31.035	2:23.211
37	40.663	2:22.467
12	45.726	2:24.818
5	4 Laps	2:22.378
17	46.855	2:25.043
7	48.079	2:25.295
73	51.784	2:25.923
52	1:28.983	2:31.387
55	1:38.624	2:31.763
2	1:48.849	2:31.293
68	1:50.470	2:33.888
26	1:51.073	2:33.659
4	1:54.313	2:33.017
23	2:12.055	2:38.091
76	2:12.237	2:37.855

LAP 8		@ 15:34:52.737
NO	BEHIND	LAP TIME
18		2:19.747
49	1 Lap	3:02.747
11	28.055	2:22.976
24	35.004	2:23.716
37	43.387	2:22.471
5	4 Laps	2:20.533
3	1 Lap	2:45.667
12	51.012	2:25.033
17	51.807	2:24.699
7	52.935	2:24.603
73	58.256	2:26.219
52	1:38.235	2:28.999
55	1:52.303	2:33.426
2	2:02.479	2:33.377
68	2:04.098	2:33.375
26	2:04.350	2:33.024
4	2:08.917	2:34.351

LAP 9		@ 15:37:12.662
NO	BEHIND	LAP TIME
18		2:19.925
23	1 Lap	2:37.410
76	1 Lap	2:37.671
11	32.331	2:24.201
24	38.877	2:23.798
5	4 Laps	2:19.665
37	47.931	2:24.469
12	56.116	2:25.029
17	56.779	2:24.897
7	57.672	2:24.662
49	1 Lap	3:01.840
73	1:05.416	2:27.085
3	1 Lap	2:46.002
52	1:48.835	2:30.525
55	2:04.771	2:32.393
2	2:14.140	2:31.586
68	2:15.604	2:31.431
26	2:16.516	2:32.091

LAP 10		@ 15:39:32.327
NO	BEHIND	LAP TIME
18		2:19.665
4	1 Lap	2:34.534
23	1 Lap	2:36.728
76	1 Lap	2:36.853
11	35.067	2:22.401
24	42.401	2:23.189
5	4 Laps	2:18.817
37	52.587	2:24.321
12	59.886	2:23.435
17	1:00.888	2:23.774
7	1:01.457	2:23.450
73	1:15.261	2:29.510
3	1 Lap	2:42.405
49	1 Lap	3:05.382
52	1:59.175	2:30.005
55	2:18.782	2:33.676

Weather / Track : Sunny / Dry

Snetterton 300: 2.9689 miles
Date: 24/04/2022 Start: 15:16 Finish: 15:41

HSCC 70's Road Sports Championship with 80's Sports & GT

RACE 17 - LAP CHART

LAP 11		@ 15:41:51.705
NO	BEHIND	LAP TIME
18		2:19.378
2	1 Lap	2:32.908
68	1 Lap	2:33.053
26	1 Lap	2:32.989
4	1 Lap	2:33.513
11	38.721	2:23.032
24	44.309	2:21.286
76	1 Lap	2:36.555
23	1 Lap	2:37.151
5	4 Laps	2:18.697
37	55.775	2:22.566
12	1:03.295	2:22.787
17	1:05.125	2:23.615
7	1:06.112	2:24.033
73	1:25.208	2:29.325
3	1 Lap	2:39.551
52	2:10.010	2:30.213
49	1 Lap	2:55.978
55	2:32.499	2:33.095

Weather / Track : Sunny / Dry

Snetterton 300: 2.9689 miles
Date: 24/04/2022 Start: 15:16 Finish: 15:41

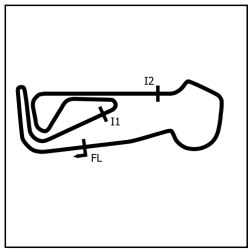

HSCC 70's Road Sports Championship with 80's Sports & GT

RACE 17 - SECTOR ANALYSIS

SECTOR 1 = FL to I1, SECTOR 2 = I1 to I2, SECTOR 3 = I2 to FL, DIFF = Difference To Personal Best Lap, P = Crossed Finish Line in Pit Lane, D = Time Disallowed

P1 18 C Jeremy CLARK — Lotus Elan S4

IDEAL LAP TIME : 2:18.178 BEST LAP TIME : 2:18.429 DIFFERENCE : 0.251

LAP	SECTOR 1		SECTOR 2		SECTOR 3		LAP TIME	MPH	DIFF	TIME OF DAY
1 -		92.5	49.502	117.3	***46.016***	***112.2***	2:26.513	72.94	8.084	15:18:39.054
2 -	***43.384***	***101.3***	49.175	116.7	46.823	110.5	2:19.382	76.68	0.953	15:20:58.436
3 -	43.629	100.3	***48.778***	115.5	46.022	110.7	***2:18.429*** **(1)**	***77.20***		***15:23:16.865***
4 -	43.798	97.5	48.890	116.5	46.041	111.1	2:18.729 **(2)**	77.04	0.300	15:25:35.594
5 -	43.914	95.1	48.999	116.9	46.288	111.2	2:19.201	76.78	0.772	15:27:54.795
6 -	43.569	97.5	49.217	112.2	46.407	111.6	2:19.193	76.78	0.764	15:30:13.988
7 -	44.000	96.4	48.911	114.1	46.091	111.1	2:19.002 **(3)**	76.89	0.573	15:32:32.990
8 -	43.607	100.6	49.928	***117.9***	46.212	111.1	2:19.747	76.48	1.318	15:34:52.737
9 -	43.926	99.4	49.536	113.1	46.463	110.7	2:19.925	76.38	1.496	15:37:12.662
10 -	44.028	97.9	49.483	114.7	46.154	111.2	2:19.665	76.52	1.236	15:39:32.327
11 -	43.846	97.9	49.218	116.1	46.314	110.7	2:19.378	76.68	0.949	15:41:51.705

P2 11 C Howard PAYNE — Lotus Europa TC

IDEAL LAP TIME : 2:21.004 BEST LAP TIME : 2:21.403 DIFFERENCE : 0.399

LAP	SECTOR 1		SECTOR 2		SECTOR 3		LAP TIME	MPH	DIFF	TIME OF DAY
1 -		92.9	50.995	108.0	48.014	***107.8***	2:30.750	70.89	9.347	15:18:43.291
2 -	44.666	95.4	51.040	***113.9***	47.298	106.0	2:23.004	74.73	1.601	15:21:06.295
3 -	44.226	93.7	***50.031***	111.6	48.001	105.1	2:22.258 **(3)**	75.13	0.855	15:23:28.553
4 -	44.570	94.9	50.957	106.1	47.624	107.0	2:23.151	74.66	1.748	15:25:51.704
5 -	44.734	93.0	50.522	106.3	47.478	105.6	2:22.734	74.88	1.331	15:28:14.438
6 -	44.567	90.9	50.519	110.7	***46.889***	105.3	2:21.975 **(2)**	75.28	0.572	15:30:36.413
7 -	***44.084***	93.3	50.172	108.9	47.147	106.3	***2:21.403*** **(1)**	***75.58***		***15:32:57.816***
8 -	44.922	92.3	50.600	105.3	47.454	104.6	2:22.976	74.75	1.573	15:35:20.792
9 -	44.356	90.9	51.345	108.2	48.500	102.4	2:24.201	74.11	2.798	15:37:44.993
10 -	44.468	92.4	50.581	111.6	47.352	104.0	2:22.401	75.05	0.998	15:40:07.394
11 -	44.326	***96.0***	51.317	106.3	47.389	103.8	2:23.032	74.72	1.629	15:42:30.426

P3 24 B Charles BARTER — Datsun 240Z

IDEAL LAP TIME : 2:20.986 BEST LAP TIME : 2:21.286 DIFFERENCE : 0.300

LAP	SECTOR 1		SECTOR 2		SECTOR 3		LAP TIME	MPH	DIFF	TIME OF DAY
1 -		***97.9***	50.534	110.5	48.742	***108.5***	2:31.088	70.74	9.802	15:18:43.629
2 -	***43.883***	97.6	51.415	112.4	48.331	104.2	2:23.629	74.41	2.343	15:21:07.258
3 -	44.695	94.7	50.590	108.0	47.514	105.0	2:22.799 **(2)**	74.84	1.513	15:23:30.057
4 -	45.469	89.8	51.023	107.5	47.711	105.5	2:24.203	74.11	2.917	15:25:54.260
5 -	45.079	95.3	50.654	112.2	47.426	105.6	2:23.159 **(3)**	74.65	1.873	15:28:17.419
6 -	44.911	96.0	51.124	112.5	47.360	105.8	2:23.395	74.53	2.109	15:30:40.814
7 -	45.077	96.5	50.688	***114.1***	47.446	105.0	2:23.211	74.63	1.925	15:33:04.025
8 -	44.807	93.3	50.996	106.6	47.913	102.9	2:23.716	74.36	2.430	15:35:27.741
9 -	45.618	94.2	50.847	112.5	47.333	104.6	2:23.798	74.32	2.512	15:37:51.539
10 -	45.460	93.2	50.692	111.1	***47.037***	105.8	2:23.189	74.64	1.903	15:40:14.728
11 -	44.098	97.5	***50.066***	110.0	47.122	104.2	***2:21.286*** **(1)**	***75.64***		***15:42:36.014***

P4 37 B Nic STRONG — Marcos 3.0 GT

IDEAL LAP TIME : 2:21.742 BEST LAP TIME : 2:22.061 DIFFERENCE : 0.319

LAP	SECTOR 1		SECTOR 2		SECTOR 3		LAP TIME	MPH	DIFF	TIME OF DAY
1 -		90.8	53.390	98.5	50.436	108.5	2:43.254	65.46	21.193	15:18:55.795
2 -	45.181	90.8	50.771	106.3	48.044	113.5	2:23.996	74.22	1.935	15:21:19.791
3 -	44.645	***96.5***	50.377	110.1	48.042	***114.1***	2:23.064	74.70	1.003	15:23:42.855
4 -	***44.270***	89.9	50.076	***113.1***	47.715	113.1	***2:22.061*** **(1)**	***75.23***		***15:26:04.916***
5 -	45.536	96.2	49.968	104.2	47.790	113.7	2:23.294	74.58	1.233	15:28:28.210
6 -	44.325	92.9	50.342	103.8	48.309	113.1	2:22.976	74.75	0.915	15:30:51.186
7 -	44.657	91.1	50.162	110.9	***47.648***	113.9	2:22.467 **(2)**	75.02	0.406	15:33:13.653
8 -	44.707	89.8	***49.824***	109.6	47.940	113.9	2:22.471 **(3)**	75.01	0.410	15:35:36.124
9 -	44.690	87.8	50.926	97.8	48.853	112.5	2:24.469	73.98	2.408	15:38:00.593
10 -	45.026	84.7	50.828	101.3	48.467	113.1	2:24.321	74.05	2.260	15:40:24.914
11 -	44.613	88.1	50.174	101.0	47.779	113.9	2:22.566	74.96	0.505	15:42:47.480

Weather / Track : Sunny / Dry

Snetterton 300: 2.9689 miles
Date: 24/04/2022 Start: 15:16 Finish: 15:41

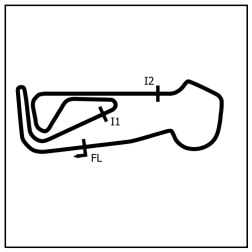

HSCC 70's Road Sports Championship with 80's Sports & GT

RACE 17 - SECTOR ANALYSIS

SECTOR 1 = FL to I1, SECTOR 2 = I1 to I2, SECTOR 3 = I2 to FL, DIFF = Difference To Personal Best Lap, P = Crossed Finish Line in Pit Lane, D = Time Disallowed

P5 12 A Adam BAGNALL — Jaguar E-type S2 FHC

IDEAL LAP TIME : 2:22.670 BEST LAP TIME : 2:22.787 DIFFERENCE : 0.117

LAP	SECTOR 1		SECTOR 2		SECTOR 3		LAP TIME	MPH	DIFF	TIME OF DAY
1 -		95.3	50.768	106.0	48.640	***111.2***	2:32.224	70.21	9.437	15:18:44.765
2 -	46.151	95.3	50.999	104.0	48.533	107.7	2:25.683	73.36	2.896	15:21:10.448
3 -	46.011	96.5	51.226	104.6	49.277	105.8	2:26.514	72.94	3.727	15:23:36.962
4 -	46.277	96.6	50.923	104.2	48.967	109.2	2:26.167	73.12	3.380	15:26:03.129
5 -	46.400	93.5	50.505	106.8	48.338	109.4	2:25.243	73.58	2.456	15:28:28.372
6 -	46.173	94.6	50.884	108.9	48.469	106.1	2:25.526	73.44	2.739	15:30:53.898
7 -	45.643	96.0	50.706	109.1	48.469	108.0	2:24.818 **(3)**	73.80	2.031	15:33:18.716
8 -	45.783	97.9	50.780	110.9	48.470	107.2	2:25.033	73.69	2.246	15:35:43.749
9 -	45.901	93.9	50.672	110.7	48.456	106.6	2:25.029	73.69	2.242	15:38:08.778
10 -	***45.617***	95.1	50.415	***114.3***	47.403	111.1	2:23.435 **(2)**	74.51	0.648	15:40:32.213
11 -	45.734	***101.5***	***49.961***	109.4	***47.092***	108.7	***2:22.787*** **(1)**	***74.85***		***15:42:55.000***

P6 17 E Gary THOMAS — Lotus 7

IDEAL LAP TIME : 2:23.240 BEST LAP TIME : 2:23.615 DIFFERENCE : 0.375

LAP	SECTOR 1		SECTOR 2		SECTOR 3		LAP TIME	MPH	DIFF	TIME OF DAY
1 -		89.3	51.501	***104.5***	48.253	102.2	2:33.746	69.51	10.131	15:18:46.287
2 -	46.439	88.8	51.622	102.2	48.332	98.3	2:26.393	73.00	2.778	15:21:12.680
3 -	46.829	90.4	52.007	100.0	47.388	***112.2***	2:26.224	73.09	2.609	15:23:38.904
4 -	46.319	90.4	51.062	100.1	47.610	100.6	2:24.991	73.71	1.376	15:26:03.895
5 -	46.455	90.0	51.732	102.2	47.829	99.7	2:26.016	73.19	2.401	15:28:29.911
6 -	45.473	91.6	52.054	100.7	47.364	100.1	2:24.891	73.76	1.276	15:30:54.802
7 -	45.436	92.5	51.429	103.4	48.178	99.8	2:25.043	73.68	1.428	15:33:19.845
8 -	***45.056***	***94.7***	51.925	102.9	47.718	99.7	2:24.699 **(3)**	73.86	1.084	15:35:44.544
9 -	45.454	94.2	51.693	100.1	47.750	100.1	2:24.897	73.76	1.282	15:38:09.441
10 -	45.590	91.9	***50.928***	101.0	***47.256***	99.4	2:23.774 **(2)**	74.33	0.159	15:40:33.215
11 -	45.369	93.7	50.968	102.1	47.278	100.0	***2:23.615*** **(1)**	***74.42***		***15:42:56.830***

P7 7 E David TOMKINSON — TVR Vixen S2

IDEAL LAP TIME : 2:23.201 BEST LAP TIME : 2:23.450 DIFFERENCE : 0.249

LAP	SECTOR 1		SECTOR 2		SECTOR 3		LAP TIME	MPH	DIFF	TIME OF DAY
1 -		93.3	51.431	106.8	48.523	***101.5***	2:33.744	69.51	10.294	15:18:46.285
2 -	46.248	92.6	51.593	104.6	48.600	98.8	2:26.441	72.98	2.991	15:21:12.726
3 -	46.687	90.0	51.814	106.0	47.676	99.1	2:26.177	73.11	2.727	15:23:38.903
4 -	46.664	92.9	51.724	102.7	49.495	99.8	2:27.883	72.27	4.433	15:26:06.786
5 -	45.921	91.6	51.137	105.6	48.072	99.2	2:25.130	73.64	1.680	15:28:31.916
6 -	45.508	92.1	***50.675***	107.5	47.675	100.3	2:23.858 **(2)**	74.29	0.408	15:30:55.774
7 -	45.937	93.4	51.118	107.5	48.240	99.1	2:25.295	73.56	1.845	15:33:21.069
8 -	45.575	92.3	51.242	107.8	47.786	100.0	2:24.603	73.91	1.153	15:35:45.672
9 -	***45.355***	92.1	50.784	***108.2***	48.523	99.7	2:24.662	73.88	1.212	15:38:10.334
10 -	45.452	92.6	50.827	107.3	***47.171***	100.4	***2:23.450*** **(1)**	***74.50***		***15:40:33.784***
11 -	45.729	***93.8***	50.690	107.8	47.614	100.7	2:24.033 **(3)**	74.20	0.583	15:42:57.817

P8 73 B John HALL — Datsun 260Z

IDEAL LAP TIME : 2:23.979 BEST LAP TIME : 2:25.058 DIFFERENCE : 1.079

LAP	SECTOR 1		SECTOR 2		SECTOR 3		LAP TIME	MPH	DIFF	TIME OF DAY
1 -		94.3	52.823	114.5	49.362	106.3	2:36.758	68.18	11.700	15:18:49.299
2 -	46.161	98.3	51.511	***114.9***	49.468	106.0	2:27.140	72.63	2.082	15:21:16.439
3 -	46.054	98.5	51.017	112.7	49.525	104.6	2:26.596	72.90	1.538	15:23:43.035
4 -	45.884	97.6	50.913	109.2	***48.261***	***107.2***	***2:25.058*** **(1)**	***73.68***		***15:26:08.093***
5 -	46.351	97.2	***50.326***	109.2	48.583	105.6	2:25.260 **(2)**	73.57	0.202	15:28:33.353
6 -	45.558	***99.8***	50.899	106.3	49.041	105.8	2:25.498 **(3)**	73.45	0.440	15:30:58.851
7 -	***45.392***	98.3	51.209	101.8	49.322	104.3	2:25.923	73.24	0.865	15:33:24.774
8 -	46.050	97.1	51.086	104.2	49.083	105.3	2:26.219	73.09	1.161	15:35:50.993
9 -	45.540	95.4	52.302	98.1	49.243	102.1	2:27.085	72.66	2.027	15:38:18.078
10 -	47.261	97.5	52.635	98.3	49.614	103.4	2:29.510	71.48	4.452	15:40:47.588
11 -	47.098	97.2	52.790	97.2	49.437	99.2	2:29.325	71.57	4.267	15:43:16.913

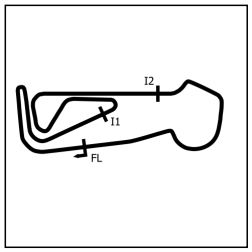

HSCC 70's Road Sports Championship with 80's Sports & GT

RACE 17 - SECTOR ANALYSIS

SECTOR 1 = FL to I1, SECTOR 2 = I1 to I2, SECTOR 3 = I2 to FL, DIFF = Difference To Personal Best Lap, P = Crossed Finish Line in Pit Lane, D = Time Disallowed

P9 52 B Mike STEPHENSON — Datsun 240z

IDEAL LAP TIME : 2:28.321 BEST LAP TIME : 2:28.999 DIFFERENCE : 0.678

LAP	SECTOR 1		SECTOR 2		SECTOR 3		LAP TIME	MPH	DIFF	TIME OF DAY
1 -		90.3	53.747	***106.6***	51.136	***105.0***	2:43.229	65.47	14.230	15:18:55.770
2 -	***47.054***	91.6	53.884	104.6	49.590	101.0	2:30.528	71.00	1.529	15:21:26.298
3 -	48.484	89.2	53.366	101.6	49.712	99.7	2:31.562	70.51	2.563	15:23:57.860
4 -	47.415	92.6	52.904	105.8	49.601	103.5	2:29.920 **(2)**	71.29	0.921	15:26:27.780
5 -	47.110	88.8	53.649	102.2	50.339	102.2	2:31.098	70.73	2.099	15:28:58.878
6 -	47.443	92.3	53.628	104.5	50.637	98.9	2:31.708	70.45	2.709	15:31:30.586
7 -	48.517	92.0	53.114	102.4	49.756	102.6	2:31.387	70.60	2.388	15:34:01.973
8 -	47.121	92.1	52.610	101.9	***49.268***	101.2	***2:28.999*** **(1)**	***71.73***		***15:36:30.972***
9 -	47.776	92.1	52.897	95.8	49.852	100.1	2:30.525	71.00	1.526	15:39:01.497
10 -	47.229	88.4	52.794	101.2	49.982	98.3	2:30.005 **(3)**	71.25	1.006	15:41:31.502
11 -	47.900	***93.2***	***51.999***	103.0	50.314	94.7	2:30.213	71.15	1.214	15:44:01.715

P10 55 B Steve BELLERBY — TVR 3000M

IDEAL LAP TIME : 2:30.757 BEST LAP TIME : 2:31.620 DIFFERENCE : 0.863

LAP	SECTOR 1		SECTOR 2		SECTOR 3		LAP TIME	MPH	DIFF	TIME OF DAY
1 -		81.8	54.701	99.1	50.433	108.7	2:45.579	64.54	13.959	15:18:58.120
2 -	***47.687***	88.4	53.752	***106.1***	50.181	***109.1***	***2:31.620*** **(1)**	***70.49***		***15:21:29.740***
3 -	48.113	92.3	53.147	97.9	50.938	107.5	2:32.198	70.22	0.578	15:24:01.938
4 -	48.238	***94.5***	***52.896***	97.1	50.625	107.7	2:31.759 **(2)**	70.42	0.139	15:26:33.697
5 -	48.561	89.0	53.199	93.3	50.854	105.8	2:32.614	70.03	0.994	15:29:06.311
6 -	49.022	90.1	53.413	94.3	51.105	107.8	2:33.540	69.61	1.920	15:31:39.851
7 -	48.428	90.0	53.161	95.1	***50.174***	107.2	2:31.763 **(3)**	70.42	0.143	15:34:11.614
8 -	49.007	87.7	53.348	94.3	51.071	106.6	2:33.426	69.66	1.806	15:36:45.040
9 -	48.103	85.3	53.566	96.1	50.724	107.0	2:32.393	70.13	0.773	15:39:17.433
10 -	49.093	87.9	53.729	89.7	50.854	108.5	2:33.676	69.54	2.056	15:41:51.109
11 -	48.897	88.5	53.756	91.9	50.442	106.1	2:33.095	69.81	1.475	15:44:24.204

P11 2 TC3 Tom OWEN — Peugeot 205

IDEAL LAP TIME : 2:30.224 BEST LAP TIME : 2:31.293 DIFFERENCE : 1.069

LAP	SECTOR 1		SECTOR 2		SECTOR 3		LAP TIME	MPH	DIFF	TIME OF DAY
1 -		87.1	55.991	94.3	52.411	110.9	2:50.025	62.86	18.732	15:19:02.566
2 -	48.396	84.2	54.318	105.5	50.311	102.2	2:33.025	69.84	1.732	15:21:35.591
3 -	48.549	85.7	53.049	105.0	***49.884***	111.1	2:31.482 **(2)**	70.55	0.189	15:24:07.073
4 -	48.677	82.5	52.870	103.8	50.657	110.9	2:32.204	70.22	0.911	15:26:39.277
5 -	56.208	***93.3***	52.770	103.5	50.181	110.9	2:39.159	67.15	7.866	15:29:18.436
6 -	***47.705***	88.4	54.352	100.4	50.053	***111.2***	2:32.110	70.26	0.817	15:31:50.546
7 -	47.860	89.8	52.928	104.5	50.505	110.1	***2:31.293*** **(1)**	***70.64***		***15:34:21.839***
8 -	47.884	89.7	53.724	99.4	51.769	109.2	2:33.377	69.68	2.084	15:36:55.216
9 -	47.992	88.6	***52.635***	***107.8***	50.959	110.5	2:31.586 **(3)**	70.50	0.293	15:39:26.802
10 -	48.486	85.3	53.686	102.1	50.736	110.0	2:32.908	69.89	1.615	15:41:59.710

P12 68 D Jon WAGSTAFF — Alfa Romeo GTV

IDEAL LAP TIME : 2:31.431 BEST LAP TIME : 2:31.431 DIFFERENCE : 0.000

LAP	SECTOR 1		SECTOR 2		SECTOR 3		LAP TIME	MPH	DIFF	TIME OF DAY
1 -		91.5	54.370	100.4	53.074	98.3	2:43.654	65.30	12.223	15:18:56.195
2 -	49.223	87.8	54.688	103.7	51.552	97.5	2:35.463	68.75	4.032	15:21:31.658
3 -	49.667	87.0	54.524	102.9	51.016	98.9	2:35.207	68.86	3.776	15:24:06.865
4 -	48.217	90.5	53.736	102.6	52.784	98.5	2:34.737	69.07	3.306	15:26:41.602
5 -	49.244	89.8	54.452	101.3	51.122	98.1	2:34.818	69.03	3.387	15:29:16.420
6 -	48.202	91.0	53.485	103.5	51.465	98.3	2:33.152 **(3)**	69.78	1.721	15:31:49.572
7 -	48.263	91.3	53.981	101.2	51.644	98.2	2:33.888	69.45	2.457	15:34:23.460
8 -	48.846	***93.0***	53.475	102.2	51.054	98.6	2:33.375	69.68	1.944	15:36:56.835
9 -	***48.092***	88.6	***53.417***	105.5	***49.922***	***99.1***	***2:31.431*** **(1)**	***70.58***		***15:39:28.266***
10 -	48.184	90.3	54.019	***105.6***	50.850	98.3	2:33.053 **(2)**	69.83	1.622	15:42:01.319

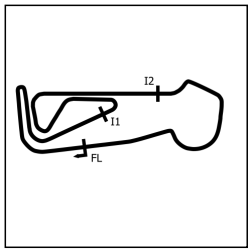

HSCC 70's Road Sports Championship with 80's Sports & GT

RACE 17 - SECTOR ANALYSIS

SECTOR 1 = FL to I1, SECTOR 2 = I1 to I2, SECTOR 3 = I2 to FL, DIFF = Difference To Personal Best Lap, P = Crossed Finish Line in Pit Lane, D = Time Disallowed

P13 26 D Glynn EVANS — Porsche 914-6

IDEAL LAP TIME : 2:31.342 BEST LAP TIME : 2:32.091 DIFFERENCE : 0.749

LAP	SECTOR 1		SECTOR 2		SECTOR 3		LAP TIME	MPH	DIFF	TIME OF DAY
1 -		92.9	54.138	106.6	53.409	101.0	2:45.537	64.56	13.446	15:18:58.078
2 -	48.558	93.3	54.680	107.2	51.239	99.4	2:34.477	69.18	2.386	15:21:32.555
3 -	48.209	91.5	54.153	104.3	51.668	98.9	2:34.030	69.38	1.939	15:24:06.585
4 -	***47.600***	93.0	54.117	106.3	51.916	100.9	2:33.633	69.56	1.542	15:26:40.218
5 -	49.362	88.5	54.272	106.3	51.004	99.5	2:34.638	69.11	2.547	15:29:14.856
6 -	47.929	92.8	53.626	106.3	53.993	100.1	2:35.548	68.71	3.457	15:31:50.404
7 -	48.749	***94.6***	54.138	106.8	50.772	99.8	2:33.659	69.55	1.568	15:34:24.063
8 -	47.799	90.6	54.216	106.3	51.009	***102.2***	2:33.024 **(3)**	69.84	0.933	15:36:57.087
9 -	48.349	91.0	***53.240***	107.5	***50.502***	99.8	***2:32.091*** **(1)**	***70.27***		***15:39:29.178***
10 -	48.102	92.4	53.848	***109.1***	51.039	99.4	2:32.989 **(2)**	69.86	0.898	15:42:02.167

P14 4 D Ken RORRISON — Alfa Romeo 2000 GTV

IDEAL LAP TIME : 2:33.017 BEST LAP TIME : 2:33.017 DIFFERENCE : 0.000

LAP	SECTOR 1		SECTOR 2		SECTOR 3		LAP TIME	MPH	DIFF	TIME OF DAY
1 -		***91.0***	54.605	98.9	52.320	***98.5***	2:45.861	64.43	12.844	15:18:58.402
2 -	49.521	89.3	54.598	100.1	52.700	96.5	2:36.819	68.15	3.802	15:21:35.221
3 -	48.522	88.7	54.547	99.7	51.908	96.9	2:34.977	68.96	1.960	15:24:10.198
4 -	48.437	89.4	54.401	***100.4***	51.340	98.2	2:34.178 **(3)**	69.32	1.161	15:26:44.376
5 -	48.821	89.4	54.017	98.5	51.370	97.9	2:34.208	69.30	1.191	15:29:18.584
6 -	48.632	***91.0***	54.724	99.8	52.346	97.8	2:35.702	68.64	2.685	15:31:54.286
7 -	***48.093***	90.4	***53.891***	100.0	***51.033***	97.2	***2:33.017*** **(1)**	***69.84***		***15:34:27.303***
8 -	49.196	89.8	54.074	100.3	51.081	97.8	2:34.351	69.24	1.334	15:37:01.654
9 -	48.729	89.9	54.057	99.5	51.748	97.6	2:34.534	69.16	1.517	15:39:36.188
10 -	48.313	87.7	54.054	99.2	51.146	95.5	2:33.513 **(2)**	69.62	0.496	15:42:09.701

P15 76 D David ERWIN — Alfa Romeo 2000 GTV

IDEAL LAP TIME : 2:35.051 BEST LAP TIME : 2:36.500 DIFFERENCE : 1.449

LAP	SECTOR 1		SECTOR 2		SECTOR 3		LAP TIME	MPH	DIFF	TIME OF DAY
1 -		86.5	56.190	96.9	51.758	95.7	2:49.105	63.20	12.605	15:19:01.646
2 -	***48.915***	81.5	56.888	98.9	51.699	93.7	2:37.502	67.85	1.002	15:21:39.148
3 -	49.055	84.9	54.926	99.1	53.607	***96.4***	2:37.588	67.82	1.088	15:24:16.736
4 -	49.472	77.0	55.128	100.4	51.900	***96.4***	***2:36.500*** **(1)**	***68.29***		***15:26:53.236***
5 -	50.636	88.8	55.081	100.0	51.435	95.7	2:37.152	68.01	0.652	15:29:30.388
6 -	49.288	84.9	***54.824***	100.6	52.872	96.0	2:36.984	68.08	0.484	15:32:07.372
7 -	49.597	84.0	56.946	100.4	***51.312***	95.3	2:37.855	67.70	1.355	15:34:45.227
8 -	49.940	83.4	55.375	***101.9***	52.356	94.5	2:37.671	67.78	1.171	15:37:22.898
9 -	49.492	87.3	55.054	100.6	52.307	94.3	2:36.853 **(3)**	68.14	0.353	15:39:59.751
10 -	49.563	***89.4***	54.980	100.1	52.012	95.7	2:36.555 **(2)**	68.27	0.055	15:42:36.306

P16 23 D Will MORTON — Alfa Romeo 2000 GTV

IDEAL LAP TIME : 2:35.879 BEST LAP TIME : 2:36.322 DIFFERENCE : 0.443

LAP	SECTOR 1		SECTOR 2		SECTOR 3		LAP TIME	MPH	DIFF	TIME OF DAY
1 -		***89.2***	56.127	100.9	52.792	***95.5***	2:48.349	63.48	12.027	15:19:00.890
2 -	***49.166***	88.5	55.530	100.7	52.592	93.2	2:37.288	67.95	0.966	15:21:38.178
3 -	49.426	88.3	55.254	99.5	53.560	93.5	2:38.240	67.54	1.918	15:24:16.418
4 -	49.369	87.3	***55.077***	101.3	51.886	94.6	2:36.332 **(2)**	68.36	0.010	15:26:52.750
5 -	49.546	87.2	55.140	100.4	***51.636***	93.3	***2:36.322*** **(1)**	***68.37***		***15:29:29.072***
6 -	49.298	86.9	55.290	100.3	53.294	94.2	2:37.882	67.69	1.560	15:32:06.954
7 -	49.631	88.1	55.670	96.8	52.790	93.0	2:38.091	67.60	1.769	15:34:45.045
8 -	49.757	87.4	55.493	***101.6***	52.160	93.4	2:37.410	67.89	1.088	15:37:22.455
9 -	49.346	86.7	55.401	100.4	51.981	93.3	2:36.728 **(3)**	68.19	0.406	15:39:59.183
10 -	49.627	87.3	55.169	101.5	52.355	92.9	2:37.151	68.01	0.829	15:42:36.334

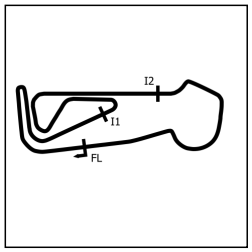

HSCC 70's Road Sports Championship with 80's Sports & GT

RACE 17 - SECTOR ANALYSIS

SECTOR 1 = FL to I1, SECTOR 2 = I1 to I2, SECTOR 3 = I2 to FL, DIFF = Difference To Personal Best Lap, P = Crossed Finish Line in Pit Lane, D = Time Disallowed

P17 3 B Pete CONNELL TVR 3000M

IDEAL LAP TIME : 2:39.447 BEST LAP TIME : 2:39.551 DIFFERENCE : 0.104

LAP	SECTOR 1		SECTOR 2		SECTOR 3		LAP TIME		MPH	DIFF	TIME OF DAY
1 -		84.2	56.774	89.1	54.802	***105.8***	2:54.565		61.22	15.014	15:19:07.106
2 -	51.865	81.9	57.996	96.4	57.436	97.1	2:47.297		63.88	7.746	15:21:54.403
3 -	52.865	***92.6***	59.773	86.1	56.804	105.3	2:49.442		63.07	9.891	15:24:43.845
4 -	52.026	87.2	57.482	94.1	55.574	105.3	2:45.082		64.74	5.531	15:27:28.927
5 -	51.286	88.1	57.616	89.5	56.597	92.9	2:45.499		64.58	5.948	15:30:14.426
6 -	50.420	91.0	56.276	91.4	55.703	105.1	2:42.399	**(2)**	65.81	2.848	15:32:56.825
7 -	51.471	84.9	56.888	89.2	57.308	105.3	2:45.667		64.51	6.116	15:35:42.492
8 -	52.132	84.7	57.561	95.8	56.309	104.5	2:46.002		64.38	6.451	15:38:28.494
9 -	50.871	83.0	***55.551***	96.0	55.983	104.6	2:42.405	**(3)**	65.81	2.854	15:41:10.899
10 -	***49.372***	91.8	55.655	***98.3***	***54.524***	105.0	***2:39.551***	**(1)**	***66.98***		***15:43:50.450***

P18 49 D Peter HORE Porsche 924

IDEAL LAP TIME : 2:34.804 BEST LAP TIME : 2:35.709 DIFFERENCE : 0.905

LAP	SECTOR 1		SECTOR 2		SECTOR 3		LAP TIME		MPH	DIFF	TIME OF DAY
1 -		87.0	55.731	***103.4***	52.326	***94.6***	2:47.910		63.65	12.201	15:19:00.451
2 -	***48.614***	***88.4***	***53.882***	101.6	53.213	93.3	***2:35.709***	**(1)**	***68.64***		***15:21:36.160***
3 -	49.647	82.4	56.225	98.8	***52.308***	93.2	2:38.180		67.56	2.471	15:24:14.340
4 -	49.254	86.9	55.322	99.8	53.454	92.8	2:38.030		67.63	2.321	15:26:52.370
5 -	50.678	87.9	54.641	98.5	52.457	90.5	2:37.776	**(3)**	67.74	2.067	15:29:30.146
6 -	49.052	87.8	54.266	101.5	52.998	94.1	2:36.316	**(2)**	68.37	0.607	15:32:06.462
7 -	48.868	87.0	1:19.413	91.8	54.466	88.0	3:02.747		58.48	27.038	15:35:09.209
8 -	54.394	72.2	1:04.394	73.7	1:03.052	69.9	3:01.840		58.77	26.131	15:38:11.049
9 -	58.561	67.7	1:02.884	87.0	1:03.937	82.7	3:05.382		57.65	29.673	15:41:16.431
10 -	54.465	71.8	1:02.090	76.7	59.423	73.8	2:55.978		60.73	20.269	15:44:12.409

P19 5 B Antony ROSS TVR 3000M

IDEAL LAP TIME : 2:18.262 BEST LAP TIME : 2:18.697 DIFFERENCE : 0.435

LAP	SECTOR 1		SECTOR 2		SECTOR 3		LAP TIME		MPH	DIFF	TIME OF DAY
1 -		78.0	52.762	107.0	47.655	110.9	12:22.886		14.38	10:04.189	15:28:35.427
2 -	44.303	95.8	50.195	112.2	46.463	112.5	2:20.961		75.82	2.264	15:30:56.388
3 -	45.314	98.3	49.451	110.5	47.613	112.4	2:22.378		75.06	3.681	15:33:18.766
4 -	44.249	98.2	49.570	116.1	46.714	113.1	2:20.533		76.05	1.836	15:35:39.299
5 -	***43.496***	94.9	49.205	108.2	46.964	112.5	2:19.665	**(3)**	76.52	0.968	15:37:58.964
6 -	43.729	97.9	49.192	***118.1***	***45.896***	112.5	2:18.817	**(2)**	76.99	0.120	15:40:17.781
7 -	43.624	***99.1***	***48.870***	116.7	46.203	***113.7***	***2:18.697***	**(1)**	***77.06***		***15:42:36.478***

HSCC 70's Road Sports Championship with 80's Sports & GT

RACE 17 - STATISTICS

Competitors Started	19
Planned Start	2022-04-24 @ 15:15:00.000
Actual Start	2022-04-24 @ 15:16:12.540
Finish Time	2022-04-24 @ 15:41:51.704
Track Length	2.9689mi.
Total Laps	197
Total Distance Covered	584.8755mi.

Session Fastest Lap History

NO	CL	NAME	LAP TIME	TIME OF DAY	LAP	VEHICLE
18	C	**Jeremy CLARK**	**2:26.513**	15:18:39.055	1	Lotus Elan S4
18	C	**Jeremy CLARK**	**2:19.382**	15:20:58.436	2	Lotus Elan S4
18	C	**Jeremy CLARK**	**2:18.429**	15:23:16.865	3	Lotus Elan S4

Session Leader History

NO	CL	NAME	FROM LAP	LAPS LED	DISTANCE	VEHICLE
18	C	**Jeremy CLARK**	1	11	32.65 miles	Lotus Elan S4

Flag History

TYPE	TIME OF DAY
GREEN	15:16:12.540
FINISH	15:41:51.704

Flag Statistics

TYPE	COUNT	TOTAL LAPS	TOTAL TIME
Green	1	11	28:26.376
Red	0	0	0.000
Safety Car	0	0	0.000
FCY	0	0	0.000

HSCC 70's Road Sports Championship with 80's Sports & GT

RACE 17 - STATISTICS

CLASS : A

1 Starters

Fastest Lap History

NO	NAME	LAP TIME	TIME OF DAY	LAP	VEHICLE
12	**Adam BAGNALL**	**2:32.224**	15:18:44.765	1	Jaguar E-type S2 FHC
12	**Adam BAGNALL**	**2:25.683**	15:21:10.448	2	Jaguar E-type S2 FHC
12	**Adam BAGNALL**	**2:25.243**	15:28:28.309	5	Jaguar E-type S2 FHC
12	**Adam BAGNALL**	**2:24.818**	15:33:18.716	7	Jaguar E-type S2 FHC
12	**Adam BAGNALL**	**2:23.435**	15:40:32.213	10	Jaguar E-type S2 FHC
12	**Adam BAGNALL**	**2:22.787**	15:42:55.001	11	Jaguar E-type S2 FHC

Leader History

NO	NAME	FROM LAP	LAPS LED	DISTANCE	VEHICLE
12	**Adam BAGNALL**	1	11	32.65 miles	Jaguar E-type S2 FHC

HSCC 70's Road Sports Championship with 80's Sports & GT

RACE 17 - STATISTICS

CLASS : B

7 Starters

Fastest Lap History

NO	NAME	LAP TIME	TIME OF DAY	LAP	VEHICLE
24	**Charles BARTER**	**2:31.088**	15:18:43.631	1	Datsun 240Z
24	**Charles BARTER**	**2:23.629**	15:21:07.260	2	Datsun 240Z
24	**Charles BARTER**	**2:22.799**	15:23:30.058	3	Datsun 240Z
37	**Nic STRONG**	**2:22.061**	15:26:04.921	4	Marcos 3.0 GT
5	**Antony ROSS**	**2:20.961**	15:30:56.408	2	TVR 3000M
5	**Antony ROSS**	**2:20.533**	15:35:39.318	4	TVR 3000M
5	**Antony ROSS**	**2:19.665**	15:37:58.984	5	TVR 3000M
5	**Antony ROSS**	**2:18.817**	15:40:17.801	6	TVR 3000M
5	**Antony ROSS**	**2:18.697**	15:42:36.497	7	TVR 3000M

Leader History

NO	NAME	FROM LAP	LAPS LED	DISTANCE	VEHICLE
24	**Charles BARTER**	1	11	32.65 miles	Datsun 240Z

Weather / Track : Sunny / Dry

Snetterton 300: 2.9689 miles
Date: 24/04/2022 Start: 15:16 Finish: 15:41

HSCC 70's Road Sports Championship with 80's Sports & GT

RACE 17 - STATISTICS

CLASS : C

2 Starters

Fastest Lap History

NO	NAME	LAP TIME	TIME OF DAY	LAP	VEHICLE
18	**Jeremy CLARK**	**2:26.513**	15:18:39.055	1	Lotus Elan S4
18	**Jeremy CLARK**	**2:19.382**	15:20:58.436	2	Lotus Elan S4
18	**Jeremy CLARK**	**2:18.429**	15:23:16.865	3	Lotus Elan S4

Leader History

NO	NAME	FROM LAP	LAPS LED	DISTANCE	VEHICLE
18	**Jeremy CLARK**	1	11	32.65 miles	Lotus Elan S4

HSCC 70's Road Sports Championship with 80's Sports & GT

RACE 17 - STATISTICS

CLASS : D

6 Starters

Fastest Lap History

NO	NAME	LAP TIME	TIME OF DAY	LAP	VEHICLE
68	**Jon WAGSTAFF**	**2:43.654**	15:18:56.226	1	Alfa Romeo GTV
68	**Jon WAGSTAFF**	**2:35.463**	15:21:31.688	2	Alfa Romeo GTV
26	**Glynn EVANS**	**2:34.477**	15:21:32.565	2	Porsche 914-6
26	**Glynn EVANS**	**2:34.030**	15:24:06.595	3	Porsche 914-6
26	**Glynn EVANS**	**2:33.633**	15:26:40.228	4	Porsche 914-6
68	**Jon WAGSTAFF**	**2:33.152**	15:31:49.603	6	Alfa Romeo GTV
4	**Ken RORRISON**	**2:33.017**	15:34:27.301	7	Alfa Romeo 2000 GTV
68	**Jon WAGSTAFF**	**2:31.431**	15:39:28.296	9	Alfa Romeo GTV

Leader History

NO	NAME	FROM LAP	LAPS LED	DISTANCE	VEHICLE
68	**Jon WAGSTAFF**	1	2	5.93 miles	Alfa Romeo GTV
26	**Glynn EVANS**	3	3	8.90 miles	Porsche 914-6
68	**Jon WAGSTAFF**	6	5	14.84 miles	Alfa Romeo GTV

Weather / Track : Sunny / Dry

Snetterton 300: 2.9689 miles
Date: 24/04/2022 Start: 15:16 Finish: 15:41

HSCC 70's Road Sports Championship with 80's Sports & GT

RACE 17 - STATISTICS

CLASS : E

2 Starters

Fastest Lap History

NO	NAME	LAP TIME	TIME OF DAY	LAP	VEHICLE
7	**David TOMKINSON**	**2:33.744**	15:18:46.285	1	TVR Vixen S2
17	**Gary THOMAS**	**2:26.393**	15:21:12.713	2	Lotus 7
7	**David TOMKINSON**	**2:26.177**	15:23:38.903	3	TVR Vixen S2
17	**Gary THOMAS**	**2:24.991**	15:26:03.927	4	Lotus 7
17	**Gary THOMAS**	**2:24.891**	15:30:54.834	6	Lotus 7
7	**David TOMKINSON**	**2:23.858**	15:30:55.775	6	TVR Vixen S2
17	**Gary THOMAS**	**2:23.774**	15:40:33.246	10	Lotus 7
7	**David TOMKINSON**	**2:23.450**	15:40:33.786	10	TVR Vixen S2

Leader History

NO	NAME	FROM LAP	LAPS LED	DISTANCE	VEHICLE
7	**David TOMKINSON**	1	1	2.96 miles	TVR Vixen S2
17	**Gary THOMAS**	2	1	2.96 miles	Lotus 7
7	**David TOMKINSON**	3	1	2.96 miles	TVR Vixen S2
17	**Gary THOMAS**	4	8	23.75 miles	Lotus 7

HSCC 70's Road Sports Championship with 80's Sports & GT

RACE 17 - STATISTICS

CLASS : TC3

1 Starters

Fastest Lap History

NO	NAME	LAP TIME	TIME OF DAY	LAP	VEHICLE
2	**Tom OWEN**	**2:50.025**	15:19:02.578	1	Peugeot 205
2	**Tom OWEN**	**2:33.025**	15:21:35.604	2	Peugeot 205
2	**Tom OWEN**	**2:31.482**	15:24:07.084	3	Peugeot 205
2	**Tom OWEN**	**2:31.293**	15:34:21.850	7	Peugeot 205

Leader History

NO	NAME	FROM LAP	LAPS LED	DISTANCE	VEHICLE
2	**Tom OWEN**	1	10	29.68 miles	Peugeot 205

Weather / Track : Sunny / Dry

Snetterton 300: 2.9689 miles
Date: 24/04/2022 Start: 15:16 Finish: 15:41

CLASSIC FORMULA FORD

www.classicformulaford.com

HSCC CLASSIC FORMULA FORD

Formula Ford cars built and raced before 1982

HSCC

HSCC Jim Russell Trophy

Snetterton 300

23rd / 24th April 2022

TSL SPORTS TIMING TIMING SOLUTIONS LTD

Timing & Results Provided by Timing Solutions Ltd

www.tsl-timing.com

Snetterton 300

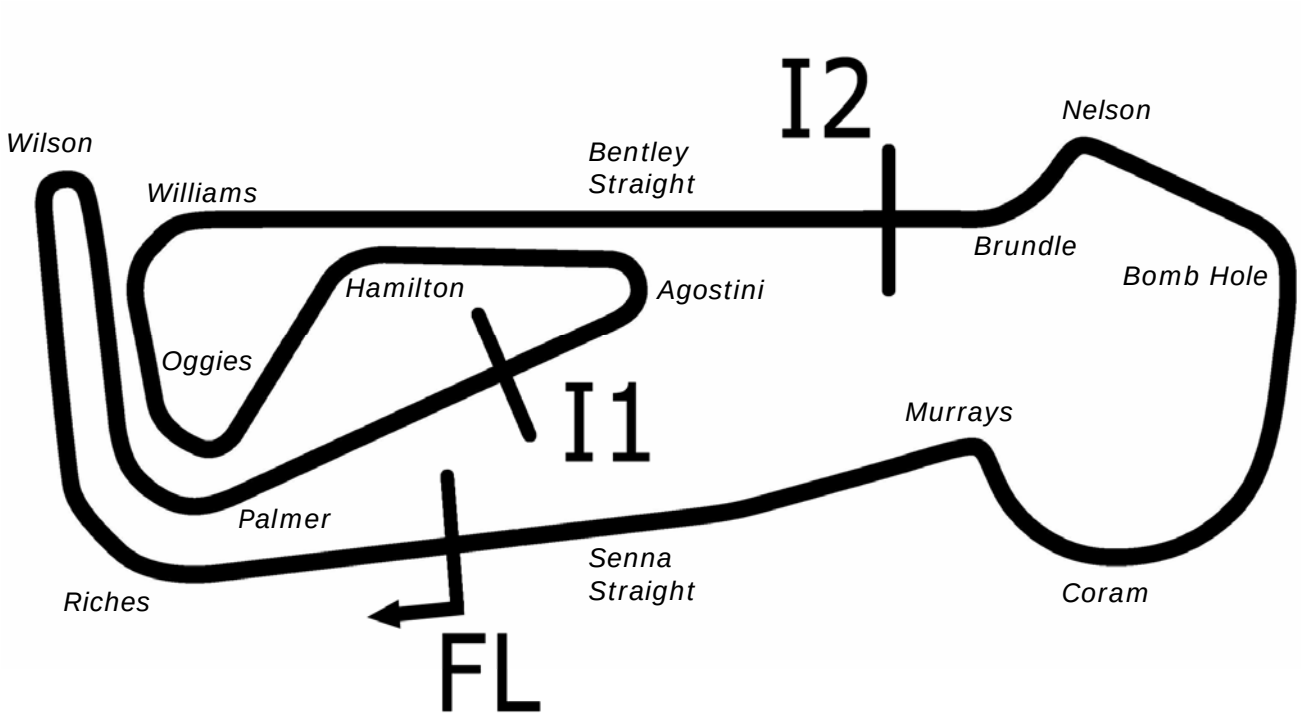

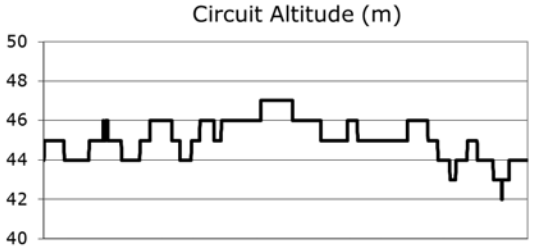

Length	2.9689 miles	4778.0 m	
FL		52.46340 N	0.94476 E
I1	1545m	52.46487 N	0.94466 E
I2	3198m	52.46617 N	0.94964 E
Pit Entry	4572m	52.46364 N	0.94774 E
Pit Exit	40m after FL	52.46338 N	0.94420 E

Pit Entry–Pit Exit 246m, 17.7s @50kph, 14.7s @60kph

All results available at www.tsl-timing.com

Sheet No:	Issue Time:

HSCC Classic Formula Ford Championship

QUALIFYING - RACE 10 - CLASSIFICATION

POS	NO	CL	PIC	NAME	ENTRY	TIME	ON	LAPS	GAP	DIFF	MPH
1	1	A	1	**Jordan HARRISON**	Lola T540E	**2:04.947**	9	10			85.54
2	4	A	2	**Richard TARLING**	Royale RP26	**2:06.088**	6	6	**1.141**	1.141	84.76
3	17	B	1	**Tom MCARTHUR**	Merlyn	**2:06.209**	8	9	**1.262**	0.121	84.68
4	93	A	3	**Jake SHORTLAND**	Lola T440	**2:06.342**	9	9	**1.395**	0.133	84.59
5	18	A	4	**Ben TINKLER**	Van Diemen RF80	**2:06.659**	9	9	**1.712**	0.317	84.38
6	2*	A	5	**Rick MORRIS**	Royale RP29	**2:06.795**	7	9	**1.848**	0.136	84.29
7	14	A	6	**Joseph AHRENS**	Van Diemen RF80	**2:06.828**	10	10	**1.881**	0.033	84.27
8	12	A	7	**James RIGBY**	Royale RP26	**2:08.483**	6	7	**3.536**	1.655	83.18
9	69	B	2	**Oliver CHAPMAN**	Lola T200	**2:08.880**	6	9	**3.933**	0.397	82.93
10	23	A	8	**Philip SENIOR**	Royale RP24	**2:09.243**	4	8	**4.296**	0.363	82.69
11	13	A	9	**Stuart KESTENBAUM**	Van Diemen RF81	**2:10.542**	8	9	**5.595**	1.299	81.87
12	28	A	10	**Alan FINCHAM**	Van Diemen RF80	**2:11.839**	3	9	**6.892**	1.297	81.06
13	31	A	11	**Andy GOSLING**	Van Diemen RF79	**2:11.959**	7	9	**7.012**	0.120	80.99
14	43	A	12	**Richard YEOMANS**	Crossle 25F	**2:13.601**	7	9	**8.654**	1.642	80.00
15	6	A	13	**James FETTIPLACE**	Van Diemen RF80	**2:13.754**	8	9	**8.807**	0.153	79.90
16	49	A	14	**Mark HARRISON**	Royale RP24	**2:14.981**	8	9	**10.034**	1.227	79.18
17	880	A	15	**Tim BENNETT**	Hawke DL21	**2:25.582**	7	8	**20.635**	10.601	73.41
18	11	B	3	**Mike SAUNDERS**	Hawke DL11	**2:29.519**	8	8	**24.572**	3.937	71.48

***Car 2 requires a working transponder - Regulation Q12.8.1 refers.**

Weather / Track : Bright / Dry

Snetterton 300: 2.9689 miles

These results are provisional until the conclusion of any judicial and technical matters.

Date: 23/04/2022 Start: 11:49 Finish: 12:09

Clerk Of Course : Julian Floyd	Stewards :	Timekeeper : Nick Palmer

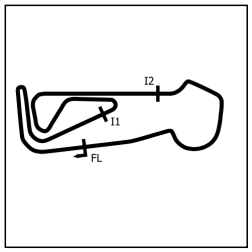

HSCC Classic Formula Ford Championship

QUALIFYING - RACE 10 - SECTOR ANALYSIS

SECTOR 1 = FL to I1, SECTOR 2 = I1 to I2, SECTOR 3 = I2 to FL, DIFF = Difference To Personal Best Lap, P = Crossed Finish Line in Pit Lane, D = Time Disallowed

P1 1 A Jordan HARRISON — Lola T540E

IDEAL LAP TIME : 2:04.644 BEST LAP TIME : 2:04.947 DIFFERENCE : 0.303

LAP	SECTOR 1		SECTOR 2		SECTOR 3		LAP TIME		MPH	DIFF	TIME OF DAY
1 -	OUTLAP	97.1	47.042	108.0	43.979	107.5	2:14.372		79.54	9.425	11:51:20.959
2 -	40.244	100.0	45.893	108.7	41.475	108.4	2:07.612		83.75	2.665	11:53:28.571
3 -	39.936	99.4	45.275	109.4	41.359	108.0	2:06.570		84.44	1.623	11:55:35.141
4 -	39.541	100.3	45.241	110.3	41.515	109.6	2:06.297		84.62	1.350	11:57:41.438
5 -	39.396	101.9	45.273	110.5	41.437	108.4	2:06.106		84.75	1.159	11:59:47.544
6 -	39.329	98.9	45.225	109.6	41.000	108.7	2:05.554		85.12	0.607	12:01:53.098
7 -	39.296	100.3	44.971	109.8	41.076	***112.0***	2:05.343	**(3)**	85.27	0.396	12:03:58.441
8 -	39.233	100.3	45.144	110.0	44.553	110.5	2:08.930		82.89	3.983	12:06:07.371
9 -	39.403	99.7	***44.722***	***111.2***	40.822	109.8	***2:04.947***	**(1)**	***85.54***		***12:08:12.318***
10 -	***39.194***	***103.4***	45.241	111.1	***40.728***	109.8	2:05.163	**(2)**	85.39	0.216	12:10:17.481

P2 4 A Richard TARLING — Royale RP26

IDEAL LAP TIME : 2:05.883 BEST LAP TIME : 2:06.088 DIFFERENCE : 0.205

LAP	SECTOR 1		SECTOR 2		SECTOR 3		LAP TIME		MPH	DIFF	TIME OF DAY
1 -	OUTLAP	93.9	47.306	111.8	42.990	109.1	2:19.200		76.78	13.112	11:52:02.072
2 -	40.108	***102.7***	45.833	***113.5***	42.269	109.2	2:08.210		83.36	2.122	11:54:10.282
3 -	40.220	99.2	46.010	110.5	41.614	109.6	2:07.844		83.60	1.756	11:56:18.126
4 -	39.693	101.9	45.677	110.5	41.400	***110.3***	2:06.770	**(3)**	84.31	0.682	11:58:24.896
5 -	39.734	101.0	***45.080***	112.5	41.298	109.6	2:06.112	**(2)**	84.75	0.024	12:00:31.008
6 -	***39.674***	101.2	45.285	112.4	***41.129***	109.2	***2:06.088***	**(1)**	***84.76***		***12:02:37.096***

P3 17 B Tom MCARTHUR — Merlyn

IDEAL LAP TIME : 2:05.847 BEST LAP TIME : 2:06.209 DIFFERENCE : 0.362

LAP	SECTOR 1		SECTOR 2		SECTOR 3		LAP TIME		MPH	DIFF	TIME OF DAY
1 -	OUTLAP	95.7	46.829	114.7	43.289	108.7	2:16.684		78.19	10.475	11:52:01.517
2 -	40.161	101.2	45.533	***115.1***	41.241	***110.0***	2:06.935		84.20	0.726	11:54:08.452
3 -	40.265	100.6	45.450	111.6	41.334	109.4	2:07.049		84.12	0.840	11:56:15.501
4 -	40.043	***102.7***	45.639	111.2	41.818	109.8	2:07.500		83.82	1.291	11:58:23.001
5 -	39.684	***102.7***	45.717	112.2	41.345	108.9	2:06.746		84.32	0.537	12:00:29.747
6 -	40.036	100.0	45.394	111.1	43.234	***110.0***	2:08.664		83.06	2.455	12:02:38.411
7 -	***39.645***	101.5	***45.269***	114.1	41.415	109.6	2:06.329	**(3)**	84.60	0.120	12:04:44.740
8 -	39.811	100.9	45.465	111.2	***40.933***	109.8	***2:06.209***	**(1)**	***84.68***		***12:06:50.949***
9 -	39.852	101.2	45.319	113.3	41.046	107.8	2:06.217	**(2)**	84.68	0.008	12:08:57.166

P4 93 A Jake SHORTLAND — Lola T440

IDEAL LAP TIME : 2:06.342 BEST LAP TIME : 2:06.342 DIFFERENCE : 0.000

LAP	SECTOR 1		SECTOR 2		SECTOR 3		LAP TIME		MPH	DIFF	TIME OF DAY
1 -	OUTLAP	92.3	49.299	108.4	43.994	107.5	2:23.398		74.53	17.056	11:52:04.648
2 -	41.662	100.4	46.622	***112.9***	43.007	107.5	2:11.291		81.40	4.949	11:54:15.939
3 -	40.241	***102.9***	46.879	109.6	42.051	108.7	2:09.171		82.74	2.829	11:56:25.110
4 -	40.678	99.8	45.911	108.4	41.852	108.0	2:08.441		83.21	2.099	11:58:33.551
5 -	40.164	100.3	45.781	109.2	41.963	107.5	2:07.908		83.56	1.566	12:00:41.459
6 -	40.019	100.1	45.627	109.6	41.677	107.7	2:07.323	**(3)**	83.94	0.981	12:02:48.782
7 -	39.981	100.9	47.932	108.5	41.738	108.4	2:09.651		82.43	3.309	12:04:58.433
8 -	40.243	100.4	45.529	110.3	41.446	***109.2***	2:07.218	**(2)**	84.01	0.876	12:07:05.651
9 -	***39.768***	101.3	***45.462***	110.3	***41.112***	109.1	***2:06.342***	**(1)**	***84.59***		***12:09:11.993***

Weather / Track : Bright / Dry

Snetterton 300: 2.9689 miles
Date: 23/04/2022 Start: 11:49 Finish: 12:09

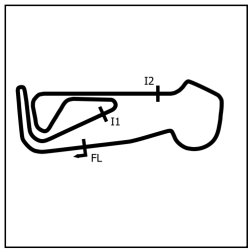

HSCC Classic Formula Ford Championship

QUALIFYING - RACE 10 - SECTOR ANALYSIS

SECTOR 1 = FL to I1, SECTOR 2 = I1 to I2, SECTOR 3 = I2 to FL, DIFF = Difference To Personal Best Lap, P = Crossed Finish Line in Pit Lane, D = Time Disallowed

P5 18 A Ben TINKLER — Van Diemen RF80

IDEAL LAP TIME : 2:06.453 BEST LAP TIME : 2:06.659 DIFFERENCE : 0.206

LAP	SECTOR 1		SECTOR 2		SECTOR 3		LAP TIME		MPH	DIFF	TIME OF DAY
1 -	OUTLAP	99.7	47.330	***113.3***	42.822	110.3	2:16.984		78.02	10.325	11:51:44.682
2 -	40.498	101.0	46.181	111.6	42.216	108.5	2:08.895		82.92	2.236	11:53:53.577
3 -	40.006	99.4	46.084	109.8	41.760	109.2	2:07.850		83.59	1.191	11:56:01.427
4 -	39.834	101.3	45.656	109.8	41.474	110.1	2:06.964	**(3)**	84.18	0.305	11:58:08.391
5 -	***39.624***	***102.4***	45.729	110.3	41.743	109.1	2:07.096		84.09	0.437	12:00:15.487
6 -	39.816	100.0	46.374	109.6	IN PIT		3:16.705	**P**	54.33	1:10.046	12:03:32.192
7 -	OUTLAP	100.4	45.707	109.2	41.283	***110.5***	2:10.241		82.06	3.582	12:05:42.433
8 -	39.827	100.9	***45.614***	110.9	41.341	109.2	2:06.782	**(2)**	84.30	0.123	12:07:49.215
9 -	39.813	101.2	45.631	110.3	***41.215***	109.6	***2:06.659***	**(1)**	***84.38***		***12:09:55.874***

P6 2 A Rick MORRIS — Royale RP29

IDEAL LAP TIME : BEST LAP TIME : 2:06.795 DIFFERENCE :

LAP	SECTOR 1		SECTOR 2		SECTOR 3		LAP TIME		MPH	DIFF	TIME OF DAY
1 -							2:09.123		82.77	2.328	11:53:38.483
2 -							2:08.410		83.23	1.615	11:55:46.893
3 -							2:07.257		83.98	0.462	11:57:54.150
4 -							2:08.113		83.42	1.318	12:00:02.263
5 -							2:07.237		84.00	0.442	12:02:09.500
6 -							2:07.102	**(3)**	84.09	0.307	12:04:16.602
7 -							***2:06.795***	**(1)**	***84.29***		***12:06:23.397***
8 -							2:07.483		83.83	0.688	12:08:30.880
9 -							2:06.887	**(2)**	84.23	0.092	12:10:37.767

P7 14 A Joseph AHRENS — Van Diemen RF80

IDEAL LAP TIME : 2:06.657 BEST LAP TIME : 2:06.828 DIFFERENCE : 0.171

LAP	SECTOR 1		SECTOR 2		SECTOR 3		LAP TIME		MPH	DIFF	TIME OF DAY
1 -	OUTLAP	96.6	47.133	108.5	42.820	107.2	2:15.756		78.73	8.928	11:51:44.090
2 -	40.465	98.8	47.019	101.8	43.006	109.1	2:10.490		81.90	3.662	11:53:54.580
3 -	40.020	101.0	46.074	111.1	41.700	***110.0***	2:07.794		83.63	0.966	11:56:02.374
4 -	***39.825***	***102.9***	45.958	110.9	41.662	109.4	2:07.445	**(3)**	83.86	0.617	11:58:09.819
5 -	40.194	100.6	***45.475***	***111.4***	41.722	108.2	2:07.391	**(2)**	83.89	0.563	12:00:17.210
6 -	40.189	97.1	46.322	108.7	42.162	109.2	2:08.673		83.06	1.845	12:02:25.883
7 -	40.177	99.2	45.953	108.4	42.244	108.9	2:08.374		83.25	1.546	12:04:34.257
8 -	40.415	99.1	45.996	109.8	41.998	108.2	2:08.409		83.23	1.581	12:06:42.666
9 -	45.196	89.2	48.390	105.5	41.662	109.2	2:15.248		79.02	8.420	12:08:57.914
10 -	39.870	100.7	45.601	110.0	***41.357***	108.4	***2:06.828***	**(1)**	***84.27***		***12:11:04.742***

P8 12 A James RIGBY — Royale RP26

IDEAL LAP TIME : 2:08.425 BEST LAP TIME : 2:08.483 DIFFERENCE : 0.058

LAP	SECTOR 1		SECTOR 2		SECTOR 3		LAP TIME		MPH	DIFF	TIME OF DAY
1 -	OUTLAP	85.0	50.230	107.5	46.244	104.5	2:24.412		74.01	15.929	11:55:53.302
2 -	41.460	***98.9***	46.771	107.5	42.461	106.3	2:10.692		81.78	2.209	11:58:03.994
3 -	41.191	97.6	46.689	107.2	IN PIT		3:39.751	**P**	48.63	1:31.268	12:01:43.745
4 -	OUTLAP	97.6	46.954	106.8	43.141	104.8	2:14.512		79.45	6.029	12:03:58.257
5 -	41.061	98.6	46.712	108.2	42.605	***107.7***	2:10.378	**(3)**	81.97	1.895	12:06:08.635
6 -	40.387	***98.9***	***46.107***	***108.9***	***41.989***	105.8	***2:08.483***	**(1)**	***83.18***		***12:08:17.118***
7 -	***40.329***	98.3	46.126	108.4	42.497	***107.7***	2:08.952	**(2)**	82.88	0.469	12:10:26.070

Weather / Track : Bright / Dry

Snetterton 300: 2.9689 miles
Date: 23/04/2022 Start: 11:49 Finish: 12:09

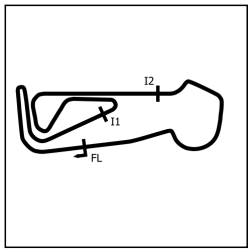

HSCC Classic Formula Ford Championship

QUALIFYING - RACE 10 - SECTOR ANALYSIS

SECTOR 1 = FL to I1, SECTOR 2 = I1 to I2, SECTOR 3 = I2 to FL, DIFF = Difference To Personal Best Lap, P = Crossed Finish Line in Pit Lane, D = Time Disallowed

P9 69 B Oliver CHAPMAN — Lola T200

IDEAL LAP TIME : 2:08.880 BEST LAP TIME : 2:08.880 DIFFERENCE : 0.000

LAP	SECTOR 1		SECTOR 2		SECTOR 3		LAP TIME	MPH	DIFF	TIME OF DAY
1 -	OUTLAP	96.4	47.392	***110.1***	44.814	105.0	2:20.161	76.25	11.281	11:51:48.479
2 -	41.399	98.2	46.833	108.7	43.256	106.0	2:11.488	81.28	2.608	11:53:59.967
3 -	41.444	97.9	46.691	109.1	43.017	106.8	2:11.152	81.49	2.272	11:56:11.119
4 -	40.873	99.5	46.634	108.0	42.984	107.3	2:10.491	81.90	1.611	11:58:21.610
5 -	40.623	98.6	46.336	108.2	43.036	***109.6***	2:09.995	82.21	1.115	12:00:31.605
6 -	***40.287***	***100.9***	***45.975***	110.0	***42.618***	107.7	***2:08.880*** **(1)**	***82.93***		***12:02:40.485***
7 -	41.432	99.8	46.555	108.7	43.418	107.2	2:11.405	81.33	2.525	12:04:51.890
8 -	40.559	98.1	46.187	109.1	42.717	107.3	2:09.463 **(2)**	82.55	0.583	12:07:01.353
9 -	40.470	98.9	46.042	109.2	43.172	106.8	2:09.684 **(3)**	82.41	0.804	12:09:11.037

P10 23 A Philip SENIOR — Royale RP24

IDEAL LAP TIME : 2:08.480 BEST LAP TIME : 2:09.243 DIFFERENCE : 0.763

LAP	SECTOR 1		SECTOR 2		SECTOR 3		LAP TIME	MPH	DIFF	TIME OF DAY
1 -	OUTLAP	94.1	48.111	106.8	43.720	106.1	2:17.961	77.47	8.718	11:51:26.814
2 -	41.867	94.7	48.590	110.5	43.051	107.0	2:13.508	80.05	4.265	11:53:40.322
3 -	41.095	98.8	46.313	***112.5***	42.855	107.8	2:10.263	82.05	1.020	11:55:50.585
4 -	40.830	99.2	***45.928***	108.5	42.485	***108.7***	***2:09.243*** **(1)**	***82.69***		***11:57:59.828***
5 -	***40.337***	99.2	46.543	107.5	IN PIT		5:39.094 **P**	31.51	3:29.851	12:03:38.922
6 -	OUTLAP	98.1	46.466	107.5	44.318	***108.7***	2:15.052	79.14	5.809	12:05:53.974
7 -	40.753	98.1	46.022	110.3	42.503	107.3	2:09.278 **(3)**	82.67	0.035	12:08:03.252
8 -	40.917	***99.5***	46.143	109.6	***42.215***	108.0	2:09.275 **(2)**	82.67	0.032	12:10:12.527

P11 13 A Stuart KESTENBAUM — Van Diemen RF81

IDEAL LAP TIME : 2:09.967 BEST LAP TIME : 2:10.542 DIFFERENCE : 0.575

LAP	SECTOR 1		SECTOR 2		SECTOR 3		LAP TIME	MPH	DIFF	TIME OF DAY
1 -	OUTLAP	99.8	48.124	111.1	44.954	108.2	2:18.916	76.93	8.374	11:51:29.324
2 -	41.976	102.1	47.863	112.5	43.769	109.6	2:13.608	79.99	3.066	11:53:42.932
3 -	41.318	101.8	46.933	112.5	43.592	110.3	2:11.843	81.06	1.301	11:55:54.775
4 -	40.909	***103.5***	46.453	***115.3***	43.663	***110.5***	2:11.025 **(3)**	81.57	0.483	11:58:05.800
5 -	41.075	101.6	47.159	112.2	44.300	107.5	2:12.534	80.64	1.992	12:00:18.334
6 -	41.184	101.6	46.604	113.3	45.839	109.2	2:13.627	79.98	3.085	12:02:31.961
7 -	41.622	101.5	47.488	110.9	43.691	110.1	2:12.801	80.48	2.259	12:04:44.762
8 -	41.356	101.8	***46.257***	112.7	***42.929***	110.3	***2:10.542*** **(1)**	***81.87***		***12:06:55.304***
9 -	***40.781***	101.3	46.373	112.7	43.491	109.1	2:10.645 **(2)**	81.81	0.103	12:09:05.949

P12 28 A Alan FINCHAM — Van Diemen RF80

IDEAL LAP TIME : 2:11.283 BEST LAP TIME : 2:11.839 DIFFERENCE : 0.556

LAP	SECTOR 1		SECTOR 2		SECTOR 3		LAP TIME	MPH	DIFF	TIME OF DAY
1 -	OUTLAP	93.0	49.334	106.3	45.291	107.7	2:22.142	75.19	10.303	11:52:03.291
2 -	42.207	98.9	47.160	107.3	43.694	***109.1***	2:13.061	80.32	1.222	11:54:16.352
3 -	41.344	100.1	***46.575***	***112.9***	43.920	107.0	***2:11.839*** **(1)**	***81.06***		***11:56:28.191***
4 -	41.322	***100.6***	46.993	108.0	***43.638***	108.2	2:11.953	80.99	0.114	11:58:40.144
5 -	41.190	100.3	46.863	107.3	44.004	106.6	2:12.057	80.93	0.218	12:00:52.201
6 -	41.288	97.8	47.131	107.2	43.811	106.5	2:12.230	80.82	0.391	12:03:04.431
7 -	41.577	98.5	47.140	107.2	43.814	106.6	2:12.531	80.64	0.692	12:05:16.962
8 -	***41.070***	99.1	47.133	108.0	43.727	105.8	2:11.930 **(2)**	81.01	0.091	12:07:28.892
9 -	41.351	98.6	46.695	109.2	43.895	107.0	2:11.941 **(3)**	81.00	0.102	12:09:40.833

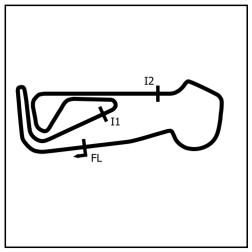

HSCC Classic Formula Ford Championship

QUALIFYING - RACE 10 - SECTOR ANALYSIS

SECTOR 1 = FL to I1, SECTOR 2 = I1 to I2, SECTOR 3 = I2 to FL, DIFF = Difference To Personal Best Lap, P = Crossed Finish Line in Pit Lane, D = Time Disallowed

P13 31 A Andy GOSLING — Van Diemen RF79

IDEAL LAP TIME : 2:11.623 BEST LAP TIME : 2:11.959 DIFFERENCE : 0.336

LAP	SECTOR 1		SECTOR 2		SECTOR 3		LAP TIME	MPH	DIFF	TIME OF DAY
1 -	OUTLAP	88.8	51.442	102.7	44.467	101.5	2:27.363	72.52	15.404	11:52:13.877
2 -	42.550	94.7	47.723	102.6	43.785	103.2	2:14.058	79.72	2.099	11:54:27.935
3 -	41.777	***96.8***	48.751	103.7	43.093	103.8	2:13.621	79.98	1.662	11:56:41.556
4 -	41.979	96.1	47.474	102.2	43.499	102.6	2:12.952	80.39	0.993	11:58:54.508
5 -	41.984	95.0	47.242	102.9	***43.036***	103.5	2:12.262 **(2)**	80.80	0.303	12:01:06.770
6 -	41.922	94.7	47.252	102.7	43.607	101.9	2:12.781 **(3)**	80.49	0.822	12:03:19.551
7 -	41.827	95.5	46.952	103.0	43.180	104.6	***2:11.959*** **(1)**	***80.99***		***12:05:31.510***
8 -	***41.759***	***96.8***	***46.828***	***104.3***	45.306	***105.0***	2:13.893	79.82	1.934	12:07:45.403
9 -	47.841	81.9	50.980	103.4	43.974	88.6	2:22.795	74.84	10.836	12:10:08.198

P14 43 A Richard YEOMANS — Crossle 25F

IDEAL LAP TIME : 2:13.601 BEST LAP TIME : 2:13.601 DIFFERENCE : 0.000

LAP	SECTOR 1		SECTOR 2		SECTOR 3		LAP TIME	MPH	DIFF	TIME OF DAY
1 -	OUTLAP		49.742	105.3	46.627	105.5	2:24.408	74.01	10.807	11:51:54.523
2 -	43.503		49.198	106.1	45.895	106.5	2:18.596	77.11	4.995	11:54:13.119
3 -	42.650		48.009	***110.1***	45.102	***108.7***	2:15.761	78.72	2.160	11:56:28.880
4 -	42.302		47.942	106.1	44.833	107.3	2:15.077 **(2)**	79.12	1.476	11:58:43.957
5 -	42.598		47.995	106.1	44.864	106.6	2:15.457 **(3)**	78.90	1.856	12:00:59.414
6 -	42.294		48.142	105.6	45.150	106.8	2:15.586	78.82	1.985	12:03:15.000
7 -	***42.196***		***47.459***	106.3	***43.946***	107.3	***2:13.601*** **(1)**	***80.00***		***12:05:28.601***
8 -	43.011		48.058	107.3	45.337	105.5	2:16.406	78.35	2.805	12:07:45.007
9 -	45.519		48.601	106.8	46.169	98.6	2:20.289	76.18	6.688	12:10:05.296

P15 6 A James FETTIPLACE — Van Diemen RF80

IDEAL LAP TIME : 2:13.111 BEST LAP TIME : 2:13.754 DIFFERENCE : 0.643

LAP	SECTOR 1		SECTOR 2		SECTOR 3		LAP TIME	MPH	DIFF	TIME OF DAY
1 -	OUTLAP	84.0	53.518	104.8	48.764	104.6	2:34.751	69.06	20.997	11:51:50.320
2 -	43.602	96.5	49.024	106.3	44.889	104.2	2:17.515	77.72	3.761	11:54:07.835
3 -	42.724	96.8	48.444	108.4	44.477	106.1	2:15.645	78.79	1.891	11:56:23.480
4 -	42.365	97.5	48.766	104.6	44.569	106.0	2:15.700	78.76	1.946	11:58:39.180
5 -	42.125	96.5	48.109	***108.7***	***43.964***	***106.5***	2:14.198 **(2)**	79.64	0.444	12:00:53.378
6 -	***41.664***	***98.2***	***47.483***	107.8	45.638	103.8	2:14.785 **(3)**	79.29	1.031	12:03:08.163
7 -	42.576	96.5	48.028	106.8	44.396	106.3	2:15.000	79.17	1.246	12:05:23.163
8 -	41.946	97.6	***47.483***	107.7	44.325	106.1	***2:13.754*** **(1)**	***79.90***		***12:07:36.917***
9 -	42.105	97.5	50.256	105.0	45.178	105.3	2:17.539	77.70	3.785	12:09:54.456

P16 49 A Mark HARRISON — Royale RP24

IDEAL LAP TIME : 2:14.345 BEST LAP TIME : 2:14.981 DIFFERENCE : 0.636

LAP	SECTOR 1		SECTOR 2		SECTOR 3		LAP TIME	MPH	DIFF	TIME OF DAY
1 -	OUTLAP	89.1	52.157	104.0	49.379	98.6	2:36.452	68.31	21.471	11:52:02.473
2 -	45.371	95.0	50.392	106.0	46.910	101.6	2:22.673	74.91	7.692	11:54:25.146
3 -	43.411	96.9	50.294	100.9	47.399	103.2	2:21.104	75.74	6.123	11:56:46.250
4 -	43.279	98.2	49.274	105.8	46.628	103.5	2:19.181	76.79	4.200	11:59:05.431
5 -	42.863	97.8	48.561	106.5	45.327	103.7	2:16.751	78.15	1.770	12:01:22.182
6 -	42.403	97.6	48.333	106.5	45.522	103.4	2:16.258 **(3)**	78.44	1.277	12:03:38.440
7 -	42.275	97.1	48.475	106.3	44.949	***105.0***	2:15.699 **(2)**	78.76	0.718	12:05:54.139
8 -	***41.547***	***99.7***	***47.876***	***108.4***	45.558	103.5	***2:14.981*** **(1)**	***79.18***		***12:08:09.120***
9 -	42.571	77.4	48.916	107.2	***44.922***	101.3	2:16.409	78.35	1.428	12:10:25.529

Weather / Track : Bright / Dry

Snetterton 300: 2.9689 miles
Date: 23/04/2022 Start: 11:49 Finish: 12:09

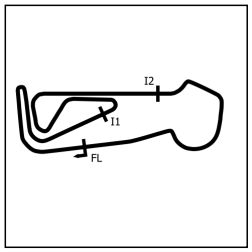

HSCC Classic Formula Ford Championship

QUALIFYING - RACE 10 - SECTOR ANALYSIS

SECTOR 1 = FL to I1, SECTOR 2 = I1 to I2, SECTOR 3 = I2 to FL, DIFF = Difference To Personal Best Lap, P = Crossed Finish Line in Pit Lane, D = Time Disallowed

P17 880 A Tim BENNETT Hawke DL21

IDEAL LAP TIME : 2:24.371 BEST LAP TIME : 2:25.582 DIFFERENCE : 1.211

LAP	SECTOR 1		SECTOR 2		SECTOR 3		LAP TIME		MPH	DIFF	TIME OF DAY
1 -	OUTLAP	86.1	55.269	100.0	53.297	100.9	2:45.797		64.46	20.215	11:52:26.419
2 -	48.631	82.8	54.174	103.0	51.855	101.2	2:34.660		69.10	9.078	11:55:01.079
3 -	46.245	92.5	51.493	105.1	50.921	***103.5***	2:28.659		71.89	3.077	11:57:29.738
4 -	***44.827***	91.5	51.931	100.4	50.637	102.6	2:27.395	**(3)**	72.51	1.813	11:59:57.133
5 -	46.354	93.5	51.210	103.4	50.685	100.7	2:28.249		72.09	2.667	12:02:25.382
6 -	45.496	***94.5***	52.681	99.8	50.539	103.2	2:28.716		71.86	3.134	12:04:54.098
7 -	44.850	87.8	51.993	105.0	***48.739***	102.9	***2:25.582***	**(1)**	***73.41***		***12:07:19.680***
8 -	44.837	91.9	***50.805***	***106.3***	49.977	100.7	2:25.619	**(2)**	73.39	0.037	12:09:45.299

P18 11 B Mike SAUNDERS Hawke DL11

IDEAL LAP TIME : 2:28.476 BEST LAP TIME : 2:29.519 DIFFERENCE : 1.043

LAP	SECTOR 1		SECTOR 2		SECTOR 3		LAP TIME		MPH	DIFF	TIME OF DAY
1 -	OUTLAP	72.0	59.238	94.1	54.141	101.5	2:52.532		61.94	23.013	11:52:25.214
2 -	49.205	88.7	54.823	98.8	52.353	103.7	2:36.381		68.34	6.862	11:55:01.595
3 -	47.444	93.7	53.183	99.2	50.516	***104.3***	2:31.143		70.71	1.624	11:57:32.738
4 -	47.412	92.3	53.644	100.9	49.783	103.7	2:30.839	**(3)**	70.85	1.320	12:00:03.577
5 -	47.943	90.4	52.906	101.5	51.130	102.9	2:31.979		70.32	2.460	12:02:35.556
6 -	48.498	89.1	53.297	101.2	49.758	102.4	2:31.553		70.52	2.034	12:05:07.109
7 -	46.969	93.8	53.075	***104.0***	***49.480***	101.8	2:29.524	**(2)**	71.48	0.005	12:07:36.633
8 -	***46.884***	***95.1***	***52.112***	103.4	50.523	103.8	***2:29.519***	**(1)**	***71.48***		***12:10:06.152***

HSCC Classic Formula Ford Championship

QUALIFYING - RACE 10 - BEST SECTORS

	SECTOR 1			SECTOR 2			SECTOR 3			IDEAL / BEST COMPARISON					
POS	NO	NAME	TIME	NO	NAME	TIME	NO	NAME	TIME	POS	NO	NAME	IDEAL	BEST	DIFF
												PERFECT LAP	2:04.644		
1	1	HARRISON	39.194	1	HARRISON	44.722	1	HARRISON	40.728	1	1	HARRISON	2:04.644	2:04.947	0.303
2	18	TINKLER	39.624	4	TARLING	45.080	17	MCARTHUR	40.933	2	17	MCARTHUR	2:05.847	2:06.209	0.362
3	17	MCARTHUR	39.645	17	MCARTHUR	45.269	93	SHORTLAND	41.112	3	4	TARLING	2:05.883	2:06.088	0.205
4	4	TARLING	39.674	93	SHORTLAND	45.462	4	TARLING	41.129	4	93	SHORTLAND	2:06.342	2:06.342	0.000
5	93	SHORTLAND	39.768	14	AHRENS	45.475	18	TINKLER	41.215	5	18	TINKLER	2:06.453	2:06.659	0.206
6	14	AHRENS	39.825	18	TINKLER	45.614	14	AHRENS	41.357	6	14	AHRENS	2:06.657	2:06.828	0.171
7	69	CHAPMAN	40.287	23	SENIOR	45.928	12	RIGBY	41.989	7	12	RIGBY	2:08.425	2:08.483	0.058
8	12	RIGBY	40.329	69	CHAPMAN	45.975	23	SENIOR	42.215	8	23	SENIOR	2:08.480	2:09.243	0.763
9	23	SENIOR	40.337	12	RIGBY	46.107	69	CHAPMAN	42.618	9	69	CHAPMAN	2:08.880	2:08.880	0.000
10	13	KESTENBAUM	40.781	13	KESTENBAUM	46.257	13	KESTENBAUM	42.929	10	13	KESTENBAUM	2:09.967	2:10.542	0.575
11	28	FINCHAM	41.070	28	FINCHAM	46.575	31	GOSLING	43.036	11	28	FINCHAM	2:11.283	2:11.839	0.556
12	49	HARRISON	41.547	31	GOSLING	46.828	28	FINCHAM	43.638	12	31	GOSLING	2:11.623	2:11.959	0.336
13	6	FETTIPLACE	41.664	43	YEOMANS	47.459	43	YEOMANS	43.946	13	6	FETTIPLACE	2:13.111	2:13.754	0.643
14	31	GOSLING	41.759	6	FETTIPLACE	47.483	6	FETTIPLACE	43.964	14	43	YEOMANS	2:13.601	2:13.601	0.000
15	43	YEOMANS	42.196	49	HARRISON	47.876	49	HARRISON	44.922	15	49	HARRISON	2:14.345	2:14.981	0.636
16	880	BENNETT	44.827	880	BENNETT	50.805	880	BENNETT	48.739	16	880	BENNETT	2:24.371	2:25.582	1.211
17	11	SAUNDERS	46.884	11	SAUNDERS	52.112	11	SAUNDERS	49.480	17	11	SAUNDERS	2:28.476	2:29.519	1.043
18										18	2	MORRIS		2:06.795	

Weather / Track : Bright / Dry

Snetterton 300: 2.9689 miles
Date: 23/04/2022 Start: 11:49 Finish: 12:09

Results can be found at www.tsl-timing.com

Printed - 12:12 Saturday, 23 April 2022

HSCC Classic Formula Ford Championship

QUALIFYING - RACE 10 - BEST SPEEDS

	INTERMEDIATE 1			INTERMEDIATE 2			FINISH LINE		
POS	NO	NAME	MPH	NO	NAME	MPH	NO	NAME	MPH
1	13	KESTENBAUM	103.5	13	KESTENBAUM	115.3	1	HARRISON	112.0
2	1	HARRISON	103.4	17	MCARTHUR	115.1	18	TINKLER	110.5
3	93	SHORTLAND	102.9	4	TARLING	113.5	13	KESTENBAUM	110.5
4	14	AHRENS	102.9	18	TINKLER	113.3	4	TARLING	110.3
5	4	TARLING	102.7	93	SHORTLAND	112.9	17	MCARTHUR	110.0
6	17	MCARTHUR	102.7	28	FINCHAM	112.9	14	AHRENS	110.0
7	18	TINKLER	102.4	23	SENIOR	112.5	69	CHAPMAN	109.6
8	69	CHAPMAN	100.9	14	AHRENS	111.4	93	SHORTLAND	109.2
9	28	FINCHAM	100.6	1	HARRISON	111.2	28	FINCHAM	109.1
10	49	HARRISON	99.7	69	CHAPMAN	110.1	23	SENIOR	108.7
11	23	SENIOR	99.5	43	YEOMANS	110.1	43	YEOMANS	108.7
12	12	RIGBY	98.9	12	RIGBY	108.9	12	RIGBY	107.7
13	6	FETTIPLACE	98.2	6	FETTIPLACE	108.7	6	FETTIPLACE	106.5
14	31	GOSLING	96.8	49	HARRISON	108.4	31	GOSLING	105.0
15	11	SAUNDERS	95.1	880	BENNETT	106.3	49	HARRISON	105.0
16	880	BENNETT	94.5	31	GOSLING	104.3	11	SAUNDERS	104.3
17				11	SAUNDERS	104.0	880	BENNETT	103.5
18									

Weather / Track : Bright / Dry

Snetterton 300: 2.9689 miles
Date: 23/04/2022 Start: 11:49 Finish: 12:09

Results can be found at www.tsl-timing.com

Printed - 12:12 Saturday, 23 April 2022

HSCC Classic Formula Ford Championship

QUALIFYING - RACE 10 - STATISTICS

Competitors Started	18
Planned Start	2022-04-23 @ 11:55:00.000
Actual Start	2022-04-23 @ 11:49:04.163
Finish Time	2022-04-23 @ 12:09:05.948
Track Length	2.9689mi.
Total Laps	156
Total Distance Covered	463.1502mi.

Session Fastest Lap History

NO	CL	NAME	LAP TIME	TIME OF DAY	LAP	VEHICLE
1	A	**Jordan HARRISON**	**2:07.612**	11:53:28.594	2	Lola T540E
17	B	**Tom MCARTHUR**	**2:06.935**	11:54:08.466	2	Merlyn
1	A	**Jordan HARRISON**	**2:06.570**	11:55:35.164	3	Lola T540E
1	A	**Jordan HARRISON**	**2:06.297**	11:57:41.461	4	Lola T540E
1	A	**Jordan HARRISON**	**2:06.106**	11:59:47.567	5	Lola T540E
1	A	**Jordan HARRISON**	**2:05.554**	12:01:53.121	6	Lola T540E
1	A	**Jordan HARRISON**	**2:05.343**	12:03:58.463	7	Lola T540E
1	A	**Jordan HARRISON**	**2:04.947**	12:08:12.340	9	Lola T540E

Flag History

TYPE	TIME OF DAY
GREEN	11:49:04.163
FINISH	12:09:05.948

Flag Statistics

TYPE	COUNT	TOTAL LAPS	TOTAL TIME
Green	1	10	22:13.061
Red	0	0	0.000
Safety Car	0	0	0.000
FCY	0	0	0.000

Weather / Track : Bright / Dry

Snetterton 300: 2.9689 miles
Date: 23/04/2022 Start: 11:49 Finish: 12:09

HSCC Classic Formula Ford Championship

QUALIFYING - RACE 10 - STATISTICS

CLASS : A

15 Starters

Fastest Lap History

NO	NAME	LAP TIME	TIME OF DAY	LAP	VEHICLE
1	**Jordan HARRISON**	**2:07.612**	11:53:28.594	2	Lola T540E
1	**Jordan HARRISON**	**2:06.570**	11:55:35.164	3	Lola T540E
1	**Jordan HARRISON**	**2:06.297**	11:57:41.461	4	Lola T540E
1	**Jordan HARRISON**	**2:06.106**	11:59:47.567	5	Lola T540E
1	**Jordan HARRISON**	**2:05.554**	12:01:53.121	6	Lola T540E
1	**Jordan HARRISON**	**2:05.343**	12:03:58.463	7	Lola T540E
1	**Jordan HARRISON**	**2:04.947**	12:08:12.340	9	Lola T540E

Weather / Track : Bright / Dry

Snetterton 300: 2.9689 miles
Date: 23/04/2022 Start: 11:49 Finish: 12:09

HSCC Classic Formula Ford Championship

QUALIFYING - RACE 10 - STATISTICS

CLASS : B

3 Starters

Fastest Lap History

NO	NAME	LAP TIME	TIME OF DAY	LAP	VEHICLE
69	**Oliver CHAPMAN**	**2:11.488**	11:53:59.992	2	Lola T200
17	**Tom MCARTHUR**	**2:06.935**	11:54:08.466	2	Merlyn
17	**Tom MCARTHUR**	**2:06.746**	12:00:29.761	5	Merlyn
17	**Tom MCARTHUR**	**2:06.329**	12:04:44.754	7	Merlyn
17	**Tom MCARTHUR**	**2:06.209**	12:06:50.963	8	Merlyn

Weather / Track : Bright / Dry

Snetterton 300: 2.9689 miles
Date: 23/04/2022 Start: 11:49 Finish: 12:09

HSCC Classic Formula Ford Championship

RACE 10 - GRID (20 minutes) - AMENDED

ROW 10	19	47	Ben HADFIELD		
				2:29.519	
				18	11	Mike SAUNDERS
	2:25.582				
ROW 9	17	880	Tim BENNETT		
				2:14.981	
				16	49	Mark HARRISON
	2:13.754				
ROW 8	15	6	James FETTIPLACE		
				2:13.601	
				14	43	Richard YEOMANS
	2:11.959				
ROW 7	13	31	Andy GOSLING		
				2:11.839	
				12	28	Alan FINCHAM
	2:10.542				
ROW 6	11	13	Stuart KESTENBAUM		
				2:09.243	
				10	23	Philip SENIOR
	2:08.880				
ROW 5	9	69	Oliver CHAPMAN		
				2:08.483	
				8	12	James RIGBY
	2:06.828				
ROW 4	7	14	Joseph AHRENS		
				2:06.795	
				6	2	Rick MORRIS
	2:06.659				
ROW 3	5	18	Ben TINKLER		
				2:06.342	
				4	93	Jake SHORTLAND
	2:06.209				
ROW 2	3	17	Tom MCARTHUR		
				2:06.088	
				2	4	Richard TARLING
	2:04.947				
ROW 1	1	1	Jordan HARRISON		
	Pole				

Car 47 allowed to start the race from the back of the grid.

Snetterton 300: 2.9689 miles

These results are provisional until the conclusion of any judicial and technical matters.

Clerk Of Course : Julian Floyd	Stewards :	Timekeeper : Nick Palmer

Results can be found at www.tsl-timing.com

Printed - 13:32 Saturday, 23 April 2022

Sheet No:	Issue Time:

HSCC Classic Formula Ford Championship

RACE 10 - GRID (20 minutes)

ROW 9	17	880	Tim BENNETT	2:25.582
	18	11	Mike SAUNDERS	2:29.519
ROW 8	15	6	James FETTIPLACE	2:13.754
	16	49	Mark HARRISON	2:14.981
ROW 7	13	31	Andy GOSLING	2:11.959
	14	43	Richard YEOMANS	2:13.601
ROW 6	11	13	Stuart KESTENBAUM	2:10.542
	12	28	Alan FINCHAM	2:11.839
ROW 5	9	69	Oliver CHAPMAN	2:08.880
	10	23	Philip SENIOR	2:09.243
ROW 4	7	14	Joseph AHRENS	2:06.828
	8	12	James RIGBY	2:08.483
ROW 3	5	18	Ben TINKLER	2:06.659
	6	2	Rick MORRIS	2:06.795
ROW 2	3	17	Tom MCARTHUR	2:06.209
	4	93	Jake SHORTLAND	2:06.342
ROW 1	1	1	Jordan HARRISON	2:04.947
	2	4	Richard TARLING	2:06.088

Pole

Snetterton 300: 2.9689 miles

These results are provisional until the conclusion of any judicial and technical matters.

Clerk Of Course : Julian Floyd	Stewards :	Timekeeper : Nick Palmer

Results can be found at www.tsl-timing.com

Printed - 12:12 Saturday, 23 April 2022

Sheet No:	Issue Time:

HSCC Classic Formula Ford Championship

RACE 10 - CLASSIFICATION

POS	NO	CL	PIC	NAME	ENTRY	LAPS	TIME	GAP	DIFF	MPH	BEST	ON
1	**1**	A	1	Jordan HARRISON	Lola T540E	**10**	21:00.250			84.80	**2:04.598**	8
2	**17**	B	1	Tom MCARTHUR	Merlyn	**10**	21:12.655	**12.405**	12.405	83.98	**2:05.657**	6
3	**4**	A	2	Richard TARLING	Royale RP26	**10**	21:12.873	**12.623**	0.218	83.96	**2:06.166**	5
4	**18**	A	3	Ben TINKLER	Van Diemen RF80	**10**	21:13.030	**12.780**	0.157	83.95	**2:05.679**	8
5	**2**	A	4	Rick MORRIS	Royale RP29	**10**	21:23.445	**23.195**	10.415	83.27	**2:06.721**	9
6	**14**	A	5	Joseph AHRENS	Van Diemen RF80	**10**	21:23.581	**23.331**	0.136	83.26	**2:06.462**	8
7	**93**	A	6	Jake SHORTLAND	Lola T440	**10**	21:31.630	**31.380**	8.049	82.74	**2:06.800**	6
8	**23**	A	7	Philip SENIOR	Royale RP24	**10**	21:54.057	**53.807**	22.427	81.33	**2:08.434**	6
9	**28**	A	8	Alan FINCHAM	Van Diemen RF80	**10**	22:07.496	**1:07.246**	13.439	80.51	**2:10.649**	7
10	**13**	A	9	Stuart KESTENBAUM	Van Diemen RF81	**10**	22:10.240	**1:09.990**	2.744	80.34	**2:10.855**	7
11	**43**	A	10	Richard YEOMANS	Crossle 25F	**10**	22:15.370	**1:15.120**	5.130	80.03	**2:10.673**	7
12	**31**	A	11	Andy GOSLING	Van Diemen RF79	**10**	22:18.430	**1:18.180**	3.060	79.85	**2:11.005**	7
13	**6**	A	12	James FETTIPLACE	Van Diemen RF80	**10**	22:32.769	**1:32.519**	14.339	79.00	**2:12.260**	10
14	**49**	A	13	Mark HARRISON	Royale RP24	**10**	22:32.772	**1:32.522**	0.003	79.00	**2:12.489**	6
15	**11**	B	2	Mike SAUNDERS	Hawke DL11	**9**	22:07.497	**1 Lap**	1 Lap	72.46	**2:24.179**	5
16	**47**	A	14	Ben HADFIELD	Van Diemen RF78	**9**	22:57.106	**1 Lap**	49.609	69.85	**2:12.419**	6
					NOT CLASSIFIED							
DNF	**12**	A		James RIGBY	Royale RP26	**9**	19:48.900	**1 Lap**		80.90	**2:09.673**	5
DNF	**69**	B		Oliver CHAPMAN	Lola T200	**8**	17:30.662	**2 Laps**	1 Lap	81.38	**2:09.371**	8
DNF	**880**	A		Tim BENNETT	Hawke DL21	**0**						

FASTEST LAP

1	A	Jordan HARRISON	Lola T540E	**8**	2:04.598	85.78 mph	138.05 kph
17	B	Tom MCARTHUR	Merlyn	**6**	2:05.657	85.05 mph	136.88 kph

Race Distance: 10 Laps / 29.68 miles
Snetterton 300: 2.9689 miles
Date: 24/04/2022 Start: 10:25 Finish: 10:46

Weather / Track : Sunny / Dry
These results are provisional until the conclusion of any judicial and technical matters.

Clerk Of Course : Julian Floyd	Stewards :	Timekeeper : Nick Palmer

HSCC Classic Formula Ford Championship

RACE 10 - LAP CHART

LAP 1		@ 10:27:51.800	LAP 2		@ 10:29:57.094	LAP 3		@ 10:32:02.039	LAP 4		@ 10:34:06.729	LAP 5		@ 10:36:12.653
NO	BEHIND	LAP TIME	NO	BEHIND	LAP TIME	NO	BEHIND	LAP TIME	NO	BEHIND	LAP TIME	NO	BEHIND	LAP TIME
1		2:11.854	**1**		2:05.294	**1**		2:04.945	**1**		2:04.690	**1**		2:05.924
17	0.453	2:12.307	**17**	2.571	2:07.412	**4**	3.975	2:06.184	**4**	5.547	2:06.262	**4**	5.789	2:06.166
4	1.578	2:13.432	**4**	2.736	2:06.452	**17**	4.441	2:06.815	**17**	6.441	2:06.690	**17**	6.519	2:06.002
18	2.610	2:14.464	**18**	4.386	2:07.070	**18**	6.139	2:06.698	**18**	7.461	2:06.012	**18**	7.853	2:06.316
2	4.143	2:15.997	**14**	7.408	2:08.430	**14**	10.198	2:07.735	**2**	13.558	2:07.658	**2**	14.892	2:07.258
14	4.272	2:16.126	**2**	7.903	2:09.054	**2**	10.590	2:07.632	**14**	13.745	2:08.237	**14**	15.042	2:07.221
12	6.415	2:18.269	**93**	9.027	2:07.905	**93**	11.207	2:07.125	**93**	14.033	2:07.516	**93**	15.512	2:07.403
93	6.416	2:18.270	**12**	10.943	2:09.822	**69**	16.764	2:10.318	**69**	22.002	2:09.928	**12**	26.251	2:09.673
69	7.224	2:19.078	**69**	11.391	2:09.461	**12**	17.291	2:11.293	**12**	22.502	2:09.901	**69**	26.441	2:10.363
13	11.052	2:22.906	**13**	18.890	2:13.132	**23**	27.378	2:13.007	**23**	33.331	2:10.643	**23**	36.470	2:09.063
23	11.256	2:23.110	**28**	19.189	2:12.046	**28**	27.418	2:13.174	**28**	34.582	2:11.854	**28**	39.547	2:10.889
28	12.437	2:24.291	**23**	19.316	2:13.354	**13**	28.527	2:14.582	**13**	36.325	2:12.488	**13**	41.954	2:11.553
43	12.573	2:24.427	**31**	20.147	2:12.251	**31**	29.264	2:14.062	**31**	37.046	2:12.472	**31**	42.509	2:11.387
31	13.190	2:25.044	**43**	20.567	2:13.288	**43**	29.406	2:13.784	**43**	37.295	2:12.579	**43**	43.719	2:12.348
47	15.642	2:27.496	**47**	25.238	2:14.890	**47**	34.944	2:14.651	**47**	45.409	2:15.155	**47**	52.892	2:13.407
49	16.930	2:28.784	**49**	26.139	2:14.503	**49**	35.847	2:14.653	**49**	45.717	2:14.560	**49**	53.643	2:13.850
6	17.521	2:29.375	**6**	27.310	2:15.083	**6**	36.475	2:14.110	**6**	46.119	2:14.334	**6**	54.187	2:13.992
11	29.073	2:40.927	**11**	50.225	2:26.446	**11**	1:11.043	2:25.763	**11**	1:32.073	2:25.720	**11**	1:50.328	2:24.179

Weather / Track : Sunny / Dry

Snetterton 300: 2.9689 miles
Date: 24/04/2022 Start: 10:25 Finish: 10:46

HSCC Classic Formula Ford Championship

RACE 10 - LAP CHART

LAP 6		@ 10:38:18.014
NO	BEHIND	LAP TIME
1		2:05.361
4	6.626	2:06.198
17	6.815	2:05.657
18	8.608	2:06.116
2	16.499	2:06.968
14	16.663	2:06.982
93	16.951	2:06.800
12	32.489	2:11.599
69	32.663	2:11.583
23	39.543	2:08.434
28	45.132	2:10.946
13	48.332	2:11.739
31	48.810	2:11.662
43	49.797	2:11.439
47	59.950	2:12.419
49	1:00.771	2:12.489
6	1:03.038	2:14.212

LAP 7		@ 10:40:24.007
NO	BEHIND	LAP TIME
1		2:05.993
11	1 Lap	2:25.521
4	7.401	2:06.768
17	7.785	2:06.963
18	8.700	2:06.085
2	17.804	2:07.298
93	18.052	2:07.094
14	18.240	2:07.570
12	37.051	2:10.555
69	37.230	2:10.560
23	42.050	2:08.500
28	49.788	2:10.649
13	53.194	2:10.855
31	53.822	2:11.005
43	54.477	2:10.673
47	1:06.796	2:12.839
49	1:07.762	2:12.984
6	1:09.647	2:12.602

LAP 8		@ 10:42:28.605
NO	BEHIND	LAP TIME
1		2:04.598
17	9.259	2:06.072
4	9.390	2:06.587
18	9.781	2:05.679
2	19.976	2:06.770
14	20.104	2:06.462
93	20.374	2:06.920
11	1 Lap	2:27.083
69	42.003	2:09.371
12	42.618	2:10.165
23	45.962	2:08.510
28	55.841	2:10.651
13	59.537	2:10.941
31	1:00.578	2:11.354
43	1:00.958	2:11.079
49	1:16.562	2:13.398
6	1:18.530	2:13.481

LAP 9		@ 10:44:33.894
NO	BEHIND	LAP TIME
1		2:05.289
4	11.279	2:07.178
17	11.337	2:07.367
18	11.775	2:07.283
2	21.408	2:06.721
14	22.023	2:07.208
93	28.967	2:13.882
11	1 Lap	2:26.382
23	50.668	2:09.995
12	54.952	2:17.623
28	1:01.746	2:11.194
13	1:05.351	2:11.103
43	1:07.720	2:12.051
31	1:09.305	2:14.016
49	1:24.582	2:13.309
6	1:26.561	2:13.320
47	1 Lap	4:47.424 **P**

LAP 10		@ 10:46:40.196
NO	BEHIND	LAP TIME
1		2:06.302
17	12.405	2:07.370
4	12.623	2:07.646
18	12.780	2:07.307
2	23.195	2:08.089
14	23.331	2:07.610
93	31.380	2:08.715
23	53.807	2:09.441
28	1:07.246	2:11.802
11	1 Lap	2:25.476
13	1:09.990	2:10.941
43	1:15.120	2:13.702
31	1:18.180	2:15.177
6	1:32.519	2:12.260
49	1:32.522	2:14.242
47	1 Lap	2:18.825

Weather / Track : Sunny / Dry

Snetterton 300: 2.9689 miles
Date: 24/04/2022 Start: 10:25 Finish: 10:46

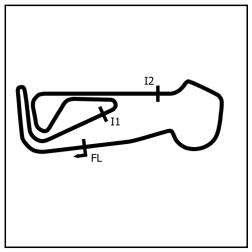

HSCC Classic Formula Ford Championship

RACE 10 - SECTOR ANALYSIS

SECTOR 1 = FL to I1, SECTOR 2 = I1 to I2, SECTOR 3 = I2 to FL, DIFF = Difference To Personal Best Lap, P = Crossed Finish Line in Pit Lane, D = Time Disallowed

P1 1 A Jordan HARRISON — Lola T540E

IDEAL LAP TIME : 2:04.522 BEST LAP TIME : 2:04.598 DIFFERENCE : 0.076

LAP	SECTOR 1		SECTOR 2		SECTOR 3		LAP TIME	MPH	DIFF	TIME OF DAY
1 -		100.9	45.268	112.5	41.130	107.5	2:11.854	81.05	7.256	10:27:51.800
2 -	39.650	101.5	44.751	***113.5***	40.893	108.4	2:05.294	85.30	0.696	10:29:57.094
3 -	39.408	***101.9***	44.730	113.3	40.807	108.2	2:04.945 **(3)**	85.54	0.347	10:32:02.039
4 -	***39.180***	101.6	44.707	113.1	40.803	108.4	2:04.690 **(2)**	85.71	0.092	10:34:06.729
5 -	39.419	101.8	45.284	112.9	41.221	108.7	2:05.924	84.87	1.326	10:36:12.653
6 -	39.467	***101.9***	44.694	113.3	41.200	***108.9***	2:05.361	85.25	0.763	10:38:18.014
7 -	39.402	101.6	44.948	113.1	41.643	108.5	2:05.993	84.83	1.395	10:40:24.007
8 -	39.256	101.6	***44.585***	112.7	***40.757***	108.7	***2:04.598*** **(1)**	***85.78***		***10:42:28.605***
9 -	39.343	101.0	45.053	113.1	40.893	***108.9***	2:05.289	85.30	0.691	10:44:33.894
10 -	39.600	100.7	45.076	112.7	41.626	108.7	2:06.302	84.62	1.704	10:46:40.196

P2 17 B Tom MCARTHUR — Merlyn

IDEAL LAP TIME : 2:05.313 BEST LAP TIME : 2:05.657 DIFFERENCE : 0.344

LAP	SECTOR 1		SECTOR 2		SECTOR 3		LAP TIME	MPH	DIFF	TIME OF DAY
1 -		103.0	45.231	115.9	41.132	109.2	2:12.307	80.78	6.650	10:27:52.253
2 -	40.127	102.1	45.710	114.5	41.575	108.4	2:07.412	83.88	1.755	10:29:59.665
3 -	40.679	103.0	45.095	116.7	41.041	111.1	2:06.815	84.28	1.158	10:32:06.480
4 -	40.061	101.3	45.440	116.1	41.189	109.4	2:06.690	84.36	1.033	10:34:13.170
5 -	39.826	102.2	45.149	116.5	***41.027***	110.7	2:06.002 **(2)**	84.82	0.345	10:36:19.172
6 -	***39.482***	104.5	45.107	***117.7***	41.068	***112.7***	***2:05.657*** **(1)**	***85.05***		***10:38:24.829***
7 -	40.110	101.5	45.375	113.9	41.478	111.4	2:06.963	84.18	1.306	10:40:31.792
8 -	39.871	104.6	***44.804***	116.5	41.397	108.9	2:06.072 **(3)**	84.77	0.415	10:42:37.864
9 -	40.469	***105.6***	45.464	113.9	41.434	112.4	2:07.367	83.91	1.710	10:44:45.231
10 -	39.991	101.0	45.784	113.3	41.595	108.4	2:07.370	83.91	1.713	10:46:52.601

P3 4 A Richard TARLING — Royale RP26

IDEAL LAP TIME : 2:05.840 BEST LAP TIME : 2:06.166 DIFFERENCE : 0.326

LAP	SECTOR 1		SECTOR 2		SECTOR 3		LAP TIME	MPH	DIFF	TIME OF DAY
1 -		102.1	45.579	114.9	41.331	108.5	2:13.432	80.10	7.266	10:27:53.378
2 -	39.858	102.4	***45.037***	117.5	41.557	111.8	2:06.452	84.52	0.286	10:29:59.830
3 -	39.741	101.6	45.198	113.3	41.245	108.4	2:06.184 **(2)**	84.70	0.018	10:32:06.014
4 -	39.702	101.6	45.306	113.3	41.254	108.0	2:06.262	84.65	0.096	10:34:12.276
5 -	39.809	101.9	45.210	113.3	41.147	108.9	***2:06.166*** **(1)**	***84.71***		***10:36:18.442***
6 -	***39.690***	102.2	45.215	113.3	41.293	108.5	2:06.198 **(3)**	84.69	0.032	10:38:24.640
7 -	40.596	***104.0***	45.059	116.7	***41.113***	108.2	2:06.768	84.31	0.602	10:40:31.408
8 -	39.881	100.9	45.234	112.9	41.472	111.8	2:06.587	84.43	0.421	10:42:37.995
9 -	40.126	100.9	45.731	***118.9***	41.321	108.9	2:07.178	84.04	1.012	10:44:45.173
10 -	40.395	101.2	45.388	116.1	41.863	***112.5***	2:07.646	83.73	1.480	10:46:52.819

P4 18 A Ben TINKLER — Van Diemen RF80

IDEAL LAP TIME : 2:05.578 BEST LAP TIME : 2:05.679 DIFFERENCE : 0.101

LAP	SECTOR 1		SECTOR 2		SECTOR 3		LAP TIME	MPH	DIFF	TIME OF DAY
1 -		104.3	45.925	116.3	41.831	108.5	2:14.464	79.48	8.785	10:27:54.410
2 -	40.022	101.9	45.477	113.9	41.571	109.1	2:07.070	84.11	1.391	10:30:01.480
3 -	39.531	103.2	45.672	113.1	41.495	108.9	2:06.698	84.35	1.019	10:32:08.178
4 -	39.578	102.7	45.077	114.1	41.357	109.8	2:06.012 **(2)**	84.81	0.333	10:34:14.190
5 -	39.827	101.9	45.212	113.9	41.277	110.0	2:06.316	84.61	0.637	10:36:20.506
6 -	***39.390***	102.6	45.027	114.1	41.699	109.2	2:06.116	84.74	0.437	10:38:26.622
7 -	39.451	102.9	45.324	114.5	41.310	110.5	2:06.085 **(3)**	84.76	0.406	10:40:32.707
8 -	39.491	***104.6***	***44.969***	116.7	***41.219***	111.6	***2:05.679*** **(1)**	***85.04***		***10:42:38.386***
9 -	40.119	103.4	45.671	***119.6***	41.493	112.4	2:07.283	83.97	1.604	10:44:45.669
10 -	39.971	100.7	45.546	113.3	41.790	***113.3***	2:07.307	83.95	1.628	10:46:52.976

Weather / Track : Sunny / Dry

Snetterton 300: 2.9689 miles
Date: 24/04/2022 Start: 10:25 Finish: 10:46

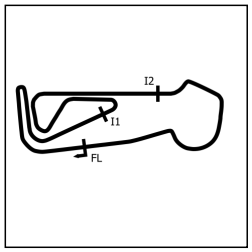

HSCC Classic Formula Ford Championship

RACE 10 - SECTOR ANALYSIS

SECTOR 1 = FL to I1, SECTOR 2 = I1 to I2, SECTOR 3 = I2 to FL, DIFF = Difference To Personal Best Lap, P = Crossed Finish Line in Pit Lane, D = Time Disallowed

P5 2 A Rick MORRIS — Royale RP29

IDEAL LAP TIME : 2:06.245 BEST LAP TIME : 2:06.721 DIFFERENCE : 0.476

LAP	SECTOR 1		SECTOR 2		SECTOR 3		LAP TIME	MPH	DIFF	TIME OF DAY
1 -		103.8	46.389	116.3	42.245	108.9	2:15.997	78.59	9.276	10:27:55.943
2 -	40.210	102.6	45.767	115.9	43.077	***111.6***	2:09.054	82.81	2.333	10:30:04.997
3 -	40.170	***104.6***	45.948	117.1	***41.514***	***111.6***	2:07.632	83.74	0.911	10:32:12.629
4 -	40.080	100.9	45.587	***119.1***	41.991	108.9	2:07.658	83.72	0.937	10:34:20.287
5 -	39.936	102.1	45.726	114.3	41.596	110.1	2:07.258	83.98	0.537	10:36:27.545
6 -	39.932	102.9	45.437	114.9	41.599	109.1	2:06.968 **(3)**	84.17	0.247	10:38:34.513
7 -	39.987	102.2	45.748	116.7	41.563	109.6	2:07.298	83.96	0.577	10:40:41.811
8 -	39.786	102.2	***45.189***	116.3	41.795	109.6	2:06.770 **(2)**	84.31	0.049	10:42:48.581
9 -	***39.542***	102.4	45.516	114.3	41.663	109.4	***2:06.721*** **(1)**	***84.34***		***10:44:55.302***
10 -	40.435	101.0	45.619	114.5	42.035	109.8	2:08.089	83.44	1.368	10:47:03.391

P6 14 A Joseph AHRENS — Van Diemen RF80

IDEAL LAP TIME : 2:06.356 BEST LAP TIME : 2:06.462 DIFFERENCE : 0.106

LAP	SECTOR 1		SECTOR 2		SECTOR 3		LAP TIME	MPH	DIFF	TIME OF DAY
1 -		103.2	45.831	115.9	42.294	110.5	2:16.126	78.51	9.664	10:27:56.072
2 -	40.676	103.4	45.428	***117.7***	42.326	107.7	2:08.430	83.22	1.968	10:30:04.502
3 -	40.312	100.9	45.687	111.2	41.736	107.3	2:07.735	83.67	1.273	10:32:12.237
4 -	40.216	101.2	45.684	112.0	42.337	111.4	2:08.237	83.34	1.775	10:34:20.474
5 -	40.411	101.8	45.119	117.3	***41.691***	111.8	2:07.221	84.01	0.759	10:36:27.695
6 -	40.074	103.0	45.176	115.7	41.732	112.2	2:06.982 **(2)**	84.17	0.520	10:38:34.677
7 -	40.096	***105.5***	45.646	111.2	41.828	***112.7***	2:07.570	83.78	1.108	10:40:42.247
8 -	***39.761***	104.3	***44.904***	114.1	41.797	***112.7***	***2:06.462*** **(1)**	***84.51***		***10:42:48.709***
9 -	39.846	103.2	45.571	115.5	41.791	109.1	2:07.208 **(3)**	84.02	0.746	10:44:55.917
10 -	39.889	102.9	45.625	115.3	42.096	111.8	2:07.610	83.75	1.148	10:47:03.527

P7 93 A Jake SHORTLAND — Lola T440

IDEAL LAP TIME : 2:06.240 BEST LAP TIME : 2:06.800 DIFFERENCE : 0.560

LAP	SECTOR 1		SECTOR 2		SECTOR 3		LAP TIME	MPH	DIFF	TIME OF DAY
1 -		100.3	46.964	117.5	42.895	108.7	2:18.270	77.29	11.470	10:27:58.216
2 -	40.229	102.2	45.889	113.1	41.787	109.1	2:07.905	83.56	1.105	10:30:06.121
3 -	40.184	103.0	45.464	116.1	***41.477***	110.0	2:07.125	84.07	0.325	10:32:13.246
4 -	39.981	104.6	45.400	118.5	42.135	111.4	2:07.516	83.81	0.716	10:34:20.762
5 -	40.162	102.9	45.259	118.9	41.982	110.7	2:07.403	83.89	0.603	10:36:28.165
6 -	39.717	99.5	***45.201***	***119.8***	41.882	***112.0***	***2:06.800*** **(1)**	***84.29***		***10:38:34.965***
7 -	39.894	***105.0***	45.535	114.9	41.665	110.9	2:07.094 **(3)**	84.09	0.294	10:40:42.059
8 -	***39.562***	103.2	45.359	112.5	41.999	111.8	2:06.920 **(2)**	84.21	0.120	10:42:48.979
9 -	39.629	103.4	45.783	118.7	48.470	107.7	2:13.882	79.83	7.082	10:45:02.861
10 -	40.300	101.5	45.892	112.0	42.523	107.7	2:08.715	83.03	1.915	10:47:11.576

P8 23 A Philip SENIOR — Royale RP24

IDEAL LAP TIME : 2:07.809 BEST LAP TIME : 2:08.434 DIFFERENCE : 0.625

LAP	SECTOR 1		SECTOR 2		SECTOR 3		LAP TIME	MPH	DIFF	TIME OF DAY
1 -		95.4	48.070	***116.3***	44.230	108.4	2:23.110	74.68	14.676	10:28:03.056
2 -	41.776	99.4	47.689	113.9	43.889	***111.2***	2:13.354	80.14	4.920	10:30:16.410
3 -	41.726	92.5	47.382	114.9	43.899	106.8	2:13.007	80.35	4.573	10:32:29.417
4 -	41.761	99.2	46.856	112.7	***42.026***	105.8	2:10.643	81.81	2.209	10:34:40.060
5 -	40.820	99.7	45.855	112.7	42.388	106.8	2:09.063	82.81	0.629	10:36:49.123
6 -	40.699	***100.9***	***45.566***	112.4	42.169	106.1	***2:08.434*** **(1)**	***83.21***		***10:38:57.557***
7 -	40.317	100.1	45.801	111.8	42.382	106.1	2:08.500 **(2)**	83.17	0.066	10:41:06.057
8 -	***40.217***	100.7	45.952	111.1	42.341	106.6	2:08.510 **(3)**	83.16	0.076	10:43:14.567
9 -	41.307	99.1	46.340	111.1	42.348	105.3	2:09.995	82.21	1.561	10:45:24.562
10 -	40.853	99.5	46.022	110.7	42.566	105.6	2:09.441	82.57	1.007	10:47:34.003

Weather / Track : Sunny / Dry

Snetterton 300: 2.9689 miles
Date: 24/04/2022 Start: 10:25 Finish: 10:46

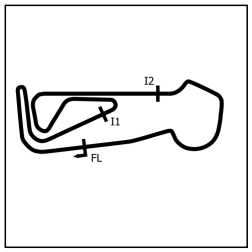

HSCC Classic Formula Ford Championship

RACE 10 - SECTOR ANALYSIS

SECTOR 1 = FL to I1, SECTOR 2 = I1 to I2, SECTOR 3 = I2 to FL, DIFF = Difference To Personal Best Lap, P = Crossed Finish Line in Pit Lane, D = Time Disallowed

P9 28 A Alan FINCHAM — Van Diemen RF80

IDEAL LAP TIME : 2:10.401 BEST LAP TIME : 2:10.649 DIFFERENCE : 0.248

LAP	SECTOR 1		SECTOR 2		SECTOR 3		LAP TIME	MPH	DIFF	TIME OF DAY
1 -		97.9	48.210	112.9	45.483	107.3	2:24.291	74.07	13.642	10:28:04.237
2 -	40.993	***101.2***	47.245	112.7	43.808	***109.2***	2:12.046	80.94	1.397	10:30:16.283
3 -	41.663	97.8	47.401	***114.1***	44.110	106.0	2:13.174	80.25	2.525	10:32:29.457
4 -	41.829	100.6	46.901	112.2	43.124	106.5	2:11.854	81.05	1.205	10:34:41.311
5 -	41.165	98.6	46.514	110.5	43.210	106.5	2:10.889 **(3)**	81.65	0.240	10:36:52.200
6 -	40.914	100.1	46.908	110.3	43.124	105.5	2:10.946	81.62	0.297	10:39:03.146
7 -	40.964	99.5	46.596	109.6	***43.089***	106.3	***2:10.649*** **(1)**	***81.80***		***10:41:13.795***
8 -	***40.857***	99.7	***46.455***	109.8	43.339	106.0	2:10.651 **(2)**	81.80	0.002	10:43:24.446
9 -	41.014	99.7	46.794	109.6	43.386	105.8	2:11.194	81.46	0.545	10:45:35.640
10 -	41.483	99.2	46.547	109.4	43.772	108.0	2:11.802	81.09	1.153	10:47:47.442

P10 13 A Stuart KESTENBAUM — Van Diemen RF81

IDEAL LAP TIME : 2:10.287 BEST LAP TIME : 2:10.855 DIFFERENCE : 0.568

LAP	SECTOR 1		SECTOR 2		SECTOR 3		LAP TIME	MPH	DIFF	TIME OF DAY
1 -		***103.0***	48.326	113.3	44.187	109.4	2:22.906	74.79	12.051	10:28:02.852
2 -	41.874	100.1	47.572	113.9	43.686	108.4	2:13.132	80.28	2.277	10:30:15.984
3 -	41.826	99.7	47.468	113.7	45.288	109.1	2:14.582	79.41	3.727	10:32:30.566
4 -	41.576	***103.0***	47.306	***115.1***	43.606	109.1	2:12.488	80.67	1.633	10:34:43.054
5 -	41.443	101.8	46.658	***115.1***	43.452	109.4	2:11.553	81.24	0.698	10:36:54.607
6 -	41.416	101.8	46.609	114.5	43.714	109.1	2:11.739	81.13	0.884	10:39:06.346
7 -	41.279	100.7	46.778	114.1	***42.798***	109.1	***2:10.855*** **(1)**	***81.67***		***10:41:17.201***
8 -	41.342	100.9	***46.588***	114.7	43.011	***110.0***	2:10.941 **(2)**	81.62	0.086	10:43:28.142
9 -	41.242	100.4	46.651	114.1	43.210	109.1	2:11.103	81.52	0.248	10:45:39.245
10 -	***40.901***	101.9	46.666	114.7	43.374	109.4	2:10.941 **(2)**	81.62	0.086	10:47:50.186

P11 43 A Richard YEOMANS — Crossle 25F

IDEAL LAP TIME : 2:10.543 BEST LAP TIME : 2:10.673 DIFFERENCE : 0.130

LAP	SECTOR 1		SECTOR 2		SECTOR 3		LAP TIME	MPH	DIFF	TIME OF DAY
1 -			48.275	111.1	44.619	***108.7***	2:24.427	74.00	13.754	10:28:04.373
2 -	41.955		47.424	110.3	43.909	108.0	2:13.288	80.18	2.615	10:30:17.661
3 -	41.955		46.765	***113.9***	45.064	***108.7***	2:13.784	79.89	3.111	10:32:31.445
4 -	42.126		46.662	113.3	43.791	108.4	2:12.579	80.61	1.906	10:34:44.024
5 -	42.229		46.792	110.9	43.327	107.3	2:12.348	80.75	1.675	10:36:56.372
6 -	***41.177***		46.604	110.3	43.658	107.3	2:11.439 **(3)**	81.31	0.766	10:39:07.811
7 -	41.307		***46.256***	111.4	***43.110***	107.5	***2:10.673*** **(1)**	***81.79***		***10:41:18.484***
8 -	41.257		46.369	112.5	43.453	108.5	2:11.079 **(2)**	81.53	0.406	10:43:29.563
9 -	41.420		46.927	108.9	43.704	105.1	2:12.051	80.93	1.378	10:45:41.614
10 -	42.108		48.037	108.0	43.557	105.8	2:13.702	79.93	3.029	10:47:55.316

P12 31 A Andy GOSLING — Van Diemen RF79

IDEAL LAP TIME : 2:10.539 BEST LAP TIME : 2:11.005 DIFFERENCE : 0.466

LAP	SECTOR 1		SECTOR 2		SECTOR 3		LAP TIME	MPH	DIFF	TIME OF DAY
1 -		97.6	48.383	108.5	44.802	105.5	2:25.044	73.68	14.039	10:28:04.990
2 -	41.675	***100.9***	47.184	111.8	43.392	104.8	2:12.251	80.81	1.246	10:30:17.241
3 -	41.663	98.9	47.520	110.1	44.879	105.0	2:14.062	79.72	3.057	10:32:31.303
4 -	41.648	100.0	46.891	112.7	43.933	104.8	2:12.472	80.68	1.467	10:34:43.775
5 -	41.533	97.9	***46.358***	112.7	43.496	***106.5***	2:11.387 **(3)**	81.34	0.382	10:36:55.162
6 -	***41.212***	100.3	46.522	***113.5***	43.928	106.3	2:11.662	81.17	0.657	10:39:06.824
7 -	41.359	98.6	46.677	110.7	***42.969***	105.3	***2:11.005*** **(1)**	***81.58***		***10:41:17.829***
8 -	41.237	100.0	46.775	110.7	43.342	104.3	2:11.354 **(2)**	81.36	0.349	10:43:29.183
9 -	41.692	96.8	47.222	104.6	45.102	101.2	2:14.016	79.75	3.011	10:45:43.199
10 -	42.075	96.9	47.842	106.1	45.260	84.5	2:15.177	79.06	4.172	10:47:58.376

Weather / Track : Sunny / Dry

Snetterton 300: 2.9689 miles
Date: 24/04/2022 Start: 10:25 Finish: 10:46

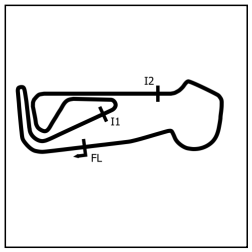

HSCC Classic Formula Ford Championship

RACE 10 - SECTOR ANALYSIS

SECTOR 1 = FL to I1, SECTOR 2 = I1 to I2, SECTOR 3 = I2 to FL, DIFF = Difference To Personal Best Lap, P = Crossed Finish Line in Pit Lane, D = Time Disallowed

P13 6 A James FETTIPLACE — Van Diemen RF80

IDEAL LAP TIME : 2:12.135 BEST LAP TIME : 2:12.260 DIFFERENCE : 0.125

LAP	SECTOR 1		SECTOR 2		SECTOR 3		LAP TIME	MPH	DIFF	TIME OF DAY
1 -		93.0	49.455	113.5	46.115	106.6	2:29.375	71.55	17.115	10:28:09.321
2 -	42.681	98.5	48.249	110.5	44.153	105.5	2:15.083	79.12	2.823	10:30:24.404
3 -	42.119	99.2	47.754	110.9	44.237	107.0	2:14.110	79.69	1.850	10:32:38.514
4 -	41.767	***100.9***	47.984	***113.9***	44.583	***108.0***	2:14.334	79.56	2.074	10:34:52.848
5 -	42.165	98.9	47.695	112.5	44.132	97.9	2:13.992	79.76	1.732	10:37:06.840
6 -	42.739	97.9	47.754	109.1	43.719	104.2	2:14.212	79.63	1.952	10:39:21.052
7 -	41.786	98.2	47.220	109.2	43.596	104.8	2:12.602 **(2)**	80.60	0.342	10:41:33.654
8 -	***41.473***	98.8	48.067	108.9	43.941	97.8	2:13.481	80.07	1.221	10:43:47.135
9 -	41.739	97.9	47.635	106.3	43.946	103.8	2:13.320 **(3)**	80.16	1.060	10:46:00.455
10 -	41.598	98.6	***47.190***	110.1	***43.472***	***108.0***	***2:12.260*** **(1)**	***80.81***		***10:48:12.715***

P14 49 A Mark HARRISON — Royale RP24

IDEAL LAP TIME : 2:12.036 BEST LAP TIME : 2:12.489 DIFFERENCE : 0.453

LAP	SECTOR 1		SECTOR 2		SECTOR 3		LAP TIME	MPH	DIFF	TIME OF DAY
1 -		100.4	48.966	112.2	45.409	104.6	2:28.784	71.83	16.295	10:28:08.730
2 -	42.130	99.7	47.756	111.6	44.617	104.8	2:14.503	79.46	2.014	10:30:23.233
3 -	42.152	98.3	47.346	112.5	45.155	105.0	2:14.653	79.37	2.164	10:32:37.886
4 -	42.056	***101.5***	47.935	111.1	44.569	***106.5***	2:14.560	79.42	2.071	10:34:52.446
5 -	42.182	100.9	47.271	***113.1***	44.397	105.3	2:13.850	79.85	1.361	10:37:06.296
6 -	41.383	100.3	47.040	112.4	44.066	105.3	***2:12.489*** **(1)**	***80.67***		***10:39:18.785***
7 -	41.548	98.5	***46.895***	111.8	44.541	105.0	2:12.984 **(2)**	80.37	0.495	10:41:31.769
8 -	***41.097***	101.2	48.257	109.2	***44.044***	103.4	2:13.398	80.12	0.909	10:43:45.167
9 -	41.353	98.6	47.682	108.7	44.274	103.5	2:13.309 **(3)**	80.17	0.820	10:45:58.476
10 -	41.807	97.8	47.852	108.7	44.583	103.0	2:14.242	79.61	1.753	10:48:12.718

P15 11 B Mike SAUNDERS — Hawke DL11

IDEAL LAP TIME : 2:23.890 BEST LAP TIME : 2:24.179 DIFFERENCE : 0.289

LAP	SECTOR 1		SECTOR 2		SECTOR 3		LAP TIME	MPH	DIFF	TIME OF DAY
1 -		91.0	52.821	105.1	49.791	101.9	2:40.927	66.41	16.748	10:28:20.873
2 -	46.547	91.5	51.583	104.6	48.316	101.8	2:26.446	72.98	2.267	10:30:47.319
3 -	46.154	92.9	51.108	105.3	48.501	101.8	2:25.763	73.32	1.584	10:33:13.082
4 -	46.238	94.9	51.240	104.6	48.242	***103.2***	2:25.720	73.34	1.541	10:35:38.802
5 -	***45.445***	94.5	51.025	***105.6***	***47.709***	102.6	***2:24.179*** **(1)**	***74.13***		***10:38:02.981***
6 -	45.803	96.1	50.871	104.6	48.847	102.4	2:25.521 **(3)**	73.44	1.342	10:40:28.502
7 -	46.823	***96.2***	***50.736***	104.5	49.524	101.8	2:27.083	72.66	2.904	10:42:55.585
8 -	45.825	92.1	51.310	104.5	49.247	100.7	2:26.382	73.01	2.203	10:45:21.967
9 -	45.970	94.7	51.168	105.1	48.338	***103.2***	2:25.476 **(2)**	73.46	1.297	10:47:47.443

P16 47 A Ben HADFIELD — Van Diemen RF78

IDEAL LAP TIME : 2:11.962 BEST LAP TIME : 2:12.419 DIFFERENCE : 0.457

LAP	SECTOR 1		SECTOR 2		SECTOR 3		LAP TIME	MPH	DIFF	TIME OF DAY
1 -		98.3	48.569	***111.8***	44.837	106.1	2:27.496	72.46	15.077	10:28:07.442
2 -	42.105	99.8	47.714	***111.8***	45.071	105.5	2:14.890	79.23	2.471	10:30:22.332
3 -	42.312	98.9	47.773	110.0	44.566	104.3	2:14.651	79.37	2.232	10:32:36.983
4 -	42.648	99.1	47.228	108.2	45.279	102.4	2:15.155	79.08	2.736	10:34:52.138
5 -	42.263	98.2	46.904	111.1	44.240	***106.3***	2:13.407 **(3)**	80.11	0.988	10:37:05.545
6 -	41.580	***100.0***	***46.890***	110.1	43.949	105.6	***2:12.419*** **(1)**	***80.71***		***10:39:17.964***
7 -	***41.162***	***100.0***	47.767	109.8	***43.910***	106.1	2:12.839 **(2)**	80.45	0.420	10:41:30.803
8 -	41.607	98.8	59.523	75.0	IN PIT		4:47.424 **P**	37.18	2:35.005	10:46:18.227
9 -	OUTLAP	96.0	47.628	107.5	45.059	102.9	2:18.825	76.98	6.406	10:48:37.052

Weather / Track : Sunny / Dry

Snetterton 300: 2.9689 miles
Date: 24/04/2022 Start: 10:25 Finish: 10:46

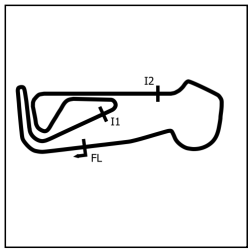

HSCC Classic Formula Ford Championship

RACE 10 - SECTOR ANALYSIS

SECTOR 1 = FL to I1, SECTOR 2 = I1 to I2, SECTOR 3 = I2 to FL, DIFF = Difference To Personal Best Lap, P = Crossed Finish Line in Pit Lane, D = Time Disallowed

P17 12 A James RIGBY Royale RP26

IDEAL LAP TIME : 2:08.594 BEST LAP TIME : 2:09.673 DIFFERENCE : 1.079

LAP	SECTOR 1		SECTOR 2		SECTOR 3		LAP TIME	MPH	DIFF	TIME OF DAY
1 -		***103.4***	46.804	112.5	42.948	105.0	2:18.269	77.29	8.596	10:27:58.215
2 -	41.106	100.1	46.423	110.5	***42.293***	105.1	2:09.822 **(2)**	82.32	0.149	10:30:08.037
3 -	41.486	98.5	47.284	112.0	42.523	***106.3***	2:11.293	81.40	1.620	10:32:19.330
4 -	40.954	100.7	46.558	112.7	42.389	105.8	2:09.901 **(3)**	82.27	0.228	10:34:29.231
5 -	40.678	99.7	45.825	113.5	43.170	105.0	***2:09.673*** **(1)**	***82.42***		***10:36:38.904***
6 -	42.583	100.0	***45.638***	114.1	43.378	103.0	2:11.599	81.21	1.926	10:38:50.503
7 -	41.262	98.8	46.490	***114.3***	42.803	103.7	2:10.555	81.86	0.882	10:41:01.058
8 -	40.943	101.9	45.689	111.6	43.533	106.1	2:10.165	82.11	0.492	10:43:11.223
9 -	***40.663***	101.0	46.225	110.0	50.735	54.8	2:17.623	77.66	7.950	10:45:28.846

P18 69 B Oliver CHAPMAN Lola T200

IDEAL LAP TIME : 2:08.623 BEST LAP TIME : 2:09.371 DIFFERENCE : 0.748

LAP	SECTOR 1		SECTOR 2		SECTOR 3		LAP TIME	MPH	DIFF	TIME OF DAY
1 -		101.9	46.496	***118.1***	43.250	109.1	2:19.078	76.84	9.707	10:27:59.024
2 -	41.050	101.9	46.238	114.5	***42.173***	109.6	2:09.461 **(2)**	82.55	0.090	10:30:08.485
3 -	41.080	101.3	46.773	111.2	42.465	106.3	2:10.318	82.01	0.947	10:32:18.803
4 -	41.271	100.7	46.315	111.2	42.342	105.5	2:09.928 **(3)**	82.26	0.557	10:34:28.731
5 -	40.595	100.1	46.160	111.2	43.608	***111.2***	2:10.363	81.98	0.992	10:36:39.094
6 -	41.663	100.7	46.140	111.4	43.780	110.3	2:11.583	81.22	2.212	10:38:50.677
7 -	41.111	***103.0***	46.418	110.5	43.031	110.9	2:10.560	81.86	1.189	10:41:01.237
8 -	***40.410***	100.3	***46.040***	110.7	42.921	105.8	***2:09.371*** **(1)**	***82.61***		***10:43:10.608***

Weather / Track : Sunny / Dry

Snetterton 300: 2.9689 miles
Date: 24/04/2022 Start: 10:25 Finish: 10:46

HSCC Classic Formula Ford Championship

RACE 10 - BEST SECTORS

	SECTOR 1			SECTOR 2			SECTOR 3			IDEAL / BEST COMPARISON					
POS	NO	NAME	TIME	NO	NAME	TIME	NO	NAME	TIME	POS	NO	NAME	IDEAL	BEST	DIFF
												PERFECT LAP	2:04.522		
1	1	HARRISON	39.180	1	HARRISON	44.585	1	HARRISON	40.757	1	1	HARRISON	2:04.522	2:04.598	0.076
2	18	TINKLER	39.390	17	MCARTHUR	44.804	17	MCARTHUR	41.027	2	17	MCARTHUR	2:05.313	2:05.657	0.344
3	17	MCARTHUR	39.482	14	AHRENS	44.904	4	TARLING	41.113	3	18	TINKLER	2:05.578	2:05.679	0.101
4	2	MORRIS	39.542	18	TINKLER	44.969	18	TINKLER	41.219	4	4	TARLING	2:05.840	2:06.166	0.326
5	93	SHORTLAND	39.562	4	TARLING	45.037	93	SHORTLAND	41.477	5	93	SHORTLAND	2:06.240	2:06.800	0.560
6	4	TARLING	39.690	2	MORRIS	45.189	2	MORRIS	41.514	6	2	MORRIS	2:06.245	2:06.721	0.476
7	14	AHRENS	39.761	93	SHORTLAND	45.201	14	AHRENS	41.691	7	14	AHRENS	2:06.356	2:06.462	0.106
8	23	SENIOR	40.217	23	SENIOR	45.566	23	SENIOR	42.026	8	23	SENIOR	2:07.809	2:08.434	0.625
9	69	CHAPMAN	40.410	12	RIGBY	45.638	69	CHAPMAN	42.173	9	12	RIGBY	2:08.594	2:09.673	1.079
10	12	RIGBY	40.663	69	CHAPMAN	46.040	12	RIGBY	42.293	10	69	CHAPMAN	2:08.623	2:09.371	0.748
11	28	FINCHAM	40.857	43	YEOMANS	46.256	13	KESTENBAUM	42.798	11	13	KESTENBAUM	2:10.287	2:10.855	0.568
12	13	KESTENBAUM	40.901	31	GOSLING	46.358	31	GOSLING	42.969	12	28	FINCHAM	2:10.401	2:10.649	0.248
13	49	HARRISON	41.097	28	FINCHAM	46.455	28	FINCHAM	43.089	13	31	GOSLING	2:10.539	2:11.005	0.466
14	47	HADFIELD	41.162	13	KESTENBAUM	46.588	43	YEOMANS	43.110	14	43	YEOMANS	2:10.543	2:10.673	0.130
15	43	YEOMANS	41.177	47	HADFIELD	46.890	6	FETTIPLACE	43.472	15	47	HADFIELD	2:11.962	2:12.419	0.457
16	31	GOSLING	41.212	49	HARRISON	46.895	47	HADFIELD	43.910	16	49	HARRISON	2:12.036	2:12.489	0.453
17	6	FETTIPLACE	41.473	6	FETTIPLACE	47.190	49	HARRISON	44.044	17	6	FETTIPLACE	2:12.135	2:12.260	0.125
18	11	SAUNDERS	45.445	11	SAUNDERS	50.736	11	SAUNDERS	47.709	18	11	SAUNDERS	2:23.890	2:24.179	0.289
19															

Weather / Track : Sunny / Dry

Snetterton 300: 2.9689 miles
Date: 24/04/2022 Start: 10:25 Finish: 10:46

Results can be found at www.tsl-timing.com

Printed - 10:53 Sunday, 24 April 2022

HSCC Classic Formula Ford Championship

RACE 10 - BEST SPEEDS

	INTERMEDIATE 1			INTERMEDIATE 2			FINISH LINE		
POS	NO	NAME	MPH	NO	NAME	MPH	NO	NAME	MPH
1	**17**	MCARTHUR	**105.6**	**93**	SHORTLAND	**119.8**	**18**	TINKLER	**113.3**
2	**14**	AHRENS	**105.5**	**18**	TINKLER	**119.6**	**17**	MCARTHUR	**112.7**
3	**93**	SHORTLAND	**105.0**	**2**	MORRIS	**119.1**	**14**	AHRENS	**112.7**
4	**18**	TINKLER	**104.6**	**4**	TARLING	**118.9**	**4**	TARLING	**112.5**
5	**2**	MORRIS	**104.6**	**69**	CHAPMAN	**118.1**	**93**	SHORTLAND	**112.0**
6	**4**	TARLING	**104.0**	**17**	MCARTHUR	**117.7**	**2**	MORRIS	**111.6**
7	**12**	RIGBY	**103.4**	**14**	AHRENS	**117.7**	**23**	SENIOR	**111.2**
8	**13**	KESTENBAUM	**103.0**	**23**	SENIOR	**116.3**	**69**	CHAPMAN	**111.2**
9	**69**	CHAPMAN	**103.0**	**13**	KESTENBAUM	**115.1**	**13**	KESTENBAUM	**110.0**
10	**1**	HARRISON	**101.9**	**12**	RIGBY	**114.3**	**28**	FINCHAM	**109.2**
11	**49**	HARRISON	**101.5**	**28**	FINCHAM	**114.1**	**1**	HARRISON	**108.9**
12	**28**	FINCHAM	**101.2**	**43**	YEOMANS	**113.9**	**43**	YEOMANS	**108.7**
13	**23**	SENIOR	**100.9**	**6**	FETTIPLACE	**113.9**	**6**	FETTIPLACE	**108.0**
14	**31**	GOSLING	**100.9**	**1**	HARRISON	**113.5**	**31**	GOSLING	**106.5**
15	**6**	FETTIPLACE	**100.9**	**31**	GOSLING	**113.5**	**49**	HARRISON	**106.5**
16	**47**	HADFIELD	**100.0**	**49**	HARRISON	**113.1**	**47**	HADFIELD	**106.3**
17	**11**	SAUNDERS	**96.2**	**47**	HADFIELD	**111.8**	**12**	RIGBY	**106.3**
18				**11**	SAUNDERS	**105.6**	**11**	SAUNDERS	**103.2**
19									

Weather / Track : Sunny / Dry

Snetterton 300: 2.9689 miles
Date: 24/04/2022 Start: 10:25 Finish: 10:46

Results can be found at www.tsl-timing.com

Printed - 10:53 Sunday, 24 April 2022

HSCC Classic Formula Ford Championship

RACE 10 - STATISTICS

Competitors Started	18
Planned Start	2022-04-24 @ 10:30:00.000
Actual Start	2022-04-24 @ 10:25:39.945
Finish Time	2022-04-24 @ 10:46:39.733
Track Length	2.9689mi.
Total Laps	175
Total Distance Covered	519.5595mi.

Session Fastest Lap History

NO	CL	NAME	LAP TIME	TIME OF DAY	LAP	VEHICLE
1	A	**Jordan HARRISON**	**2:11.854**	10:27:51.823	1	Lola T540E
1	A	**Jordan HARRISON**	**2:05.294**	10:29:57.117	2	Lola T540E
1	A	**Jordan HARRISON**	**2:04.945**	10:32:02.062	3	Lola T540E
1	A	**Jordan HARRISON**	**2:04.690**	10:34:06.752	4	Lola T540E
1	A	**Jordan HARRISON**	**2:04.598**	10:42:28.628	8	Lola T540E

Session Leader History

NO	CL	NAME	FROM LAP	LAPS LED	DISTANCE	VEHICLE
1	A	**Jordan HARRISON**	1	10	29.68 miles	Lola T540E

Flag History

TYPE	TIME OF DAY
GREEN	10:25:39.945
FINISH	10:46:39.733

Flag Statistics

TYPE	COUNT	TOTAL LAPS	TOTAL TIME
Green	1	10	26:58.363
Red	0	0	0.000
Safety Car	0	0	0.000
FCY	0	0	0.000

Weather / Track : Sunny / Dry

Snetterton 300: 2.9689 miles
Date: 24/04/2022 Start: 10:25 Finish: 10:46

HSCC Classic Formula Ford Championship

RACE 10 - STATISTICS

CLASS : A

15 Starters

Fastest Lap History

NO	NAME	LAP TIME	TIME OF DAY	LAP	VEHICLE
1	**Jordan HARRISON**	**2:11.854**	10:27:51.823	1	Lola T540E
1	**Jordan HARRISON**	**2:05.294**	10:29:57.117	2	Lola T540E
1	**Jordan HARRISON**	**2:04.945**	10:32:02.062	3	Lola T540E
1	**Jordan HARRISON**	**2:04.690**	10:34:06.752	4	Lola T540E
1	**Jordan HARRISON**	**2:04.598**	10:42:28.628	8	Lola T540E

Leader History

NO	NAME	FROM LAP	LAPS LED	DISTANCE	VEHICLE
1	**Jordan HARRISON**	1	10	29.68 miles	Lola T540E

HSCC Classic Formula Ford Championship

RACE 10 - STATISTICS

CLASS : B

3 Starters

Fastest Lap History

NO	NAME	LAP TIME	TIME OF DAY	LAP	VEHICLE
17	**Tom MCARTHUR**	**2:12.307**	10:27:52.266	1	Merlyn
17	**Tom MCARTHUR**	**2:07.412**	10:29:59.678	2	Merlyn
17	**Tom MCARTHUR**	**2:06.815**	10:32:06.494	3	Merlyn
17	**Tom MCARTHUR**	**2:06.690**	10:34:13.184	4	Merlyn
17	**Tom MCARTHUR**	**2:06.002**	10:36:19.185	5	Merlyn
17	**Tom MCARTHUR**	**2:05.657**	10:38:24.843	6	Merlyn

Leader History

NO	NAME	FROM LAP	LAPS LED	DISTANCE	VEHICLE
17	**Tom MCARTHUR**	1	10	29.68 miles	Merlyn

Weather / Track : Sunny / Dry

Snetterton 300: 2.9689 miles
Date: 24/04/2022 Start: 10:25 Finish: 10:46

Sheet No:	Issue Time:

HSCC Classic Formula Ford Championship

RACE 19 - GRID (20 minutes)

ROW 10	19	880	Tim BENNETT		
				18	69	Oliver CHAPMAN
ROW 9	17	12	James RIGBY		
				16	47	Ben HADFIELD
ROW 8	15	11	Mike SAUNDERS		
				14	49	Mark HARRISON
ROW 7	13	6	James FETTIPLACE		
				12	31	Andy GOSLING
ROW 6	11	43	Richard YEOMANS		
				10	13	Stuart KESTENBAUM
ROW 5	9	28	Alan FINCHAM		
				8	23	Philip SENIOR
ROW 4	7	93	Jake SHORTLAND		
				6	14	Joseph AHRENS
ROW 3	5	2	Rick MORRIS		
				4	18	Ben TINKLER
ROW 2	3	4	Richard TARLING		
				2	17	Tom MCARTHUR
ROW 1	1	1	Jordan HARRISON		
			Pole		

Snetterton 300: 2.9689 miles

These results are provisional until the conclusion of any judicial and technical matters.

Clerk Of Course : Julian Floyd	Stewards :	Timekeeper : Nick Palmer

Results can be found at www.tsl-timing.com

Printed - 14:01 Sunday, 24 April 2022

Sheet No:	Issue Time:

HSCC Classic Formula Ford Championship

RACE 19 - CLASSIFICATION

POS	NO	CL	PIC	NAME	ENTRY	LAPS	TIME	GAP	DIFF	MPH	BEST	ON
1	**1**	A	1	Jordan HARRISON	Lola T540E	**10**	21:13.132			83.95	**2:04.745**	9
2	**4**	A	2	Richard TARLING	Royale RP26	**10**	21:18.004	**4.872**	4.872	83.63	**2:06.070**	9
3	**18**	A	3	Ben TINKLER	Van Diemen RF80	**10**	21:19.557	**6.425**	1.553	83.52	**2:06.042**	10
4	**14**	A	4	Joseph AHRENS	Van Diemen RF80	**10**	21:19.860	**6.728**	0.303	83.50	**2:06.036**	10
5	**2**	A	5	Rick MORRIS	Royale RP29	**10**	21:20.641	**7.509**	0.781	83.45	**2:06.114**	10
6	**17***	B	1	Tom MCARTHUR	Merlyn	**10**	21:28.212	**15.080**	7.571	82.96	**2:06.507**	5
7	**23**	A	6	Philip SENIOR	Royale RP24	**10**	21:32.359	**19.227**	4.147	82.70	**2:07.368**	10
8	**12**	A	7	James RIGBY	Royale RP26	**10**	21:52.234	**39.102**	19.875	81.44	**2:08.604**	5
9	**69**	B	2	Oliver CHAPMAN	Lola T200	**10**	21:52.367	**39.235**	0.133	81.44	**2:08.734**	6
10	**28**	A	8	Alan FINCHAM	Van Diemen RF80	**10**	21:58.150	**45.018**	5.783	81.08	**2:10.174**	7
11	**13**	A	9	Stuart KESTENBAUM	Van Diemen RF81	**10**	22:22.513	**1:09.381**	24.363	79.61	**2:12.652**	8
12	**47**	A	10	Ben HADFIELD	Van Diemen RF78	**10**	22:22.681	**1:09.549**	0.168	79.60	**2:11.975**	8
13	**49**	A	11	Mark HARRISON	Royale RP24	**10**	22:23.689	**1:10.557**	1.008	79.54	**2:12.440**	7
14	**43**	A	12	Richard YEOMANS	Crossle 25F	**10**	22:24.248	**1:11.116**	0.559	79.50	**2:12.634**	8
15	**880**	A	13	Tim BENNETT	Hawke DL21	**9**	21:51.530	**1 Lap**	1 Lap	73.34	**2:21.026**	8
16	**11**	B	3	Mike SAUNDERS	Hawke DL11	**9**	21:51.569	**1 Lap**	0.039	73.34	**2:20.476**	8
					NOT CLASSIFIED							
DNF	**93**	A		Jake SHORTLAND	Lola T440	**5**	10:47.300	**5 Laps**	4 Laps	82.55	**2:07.188**	4
DNF	**6**	A		James FETTIPLACE	Van Diemen RF80	**1**	2:29.983	**9 Laps**	4 Laps	71.26	**2:29.983**	1
					NOT STARTED							
NS	**31**	A		Andy GOSLING	Van Diemen RF79							
					FASTEST LAP							
	1	A		Jordan HARRISON	Lola T540E	**9**	2:04.745	85.67 mph		137.88 kph		
	17	B		Tom MCARTHUR	Merlyn	**5**	2:06.507	84.48 mph		135.96 kph		

***Car 17 - 5 second penalty for exceeding track limits.**

Race Distance: 10 Laps / 29.68 miles
Snetterton 300: 2.9689 miles
Date: 24/04/2022 Start: 16:21 Finish: 16:42

Weather / Track : Sunny / Dry
These results are provisional until the conclusion of any judicial and technical matters.

Clerk Of Course : Julian Floyd	Stewards :	Timekeeper : Nick Palmer

HSCC Classic Formula Ford Championship

RACE 19 - LAP CHART

LAP 1		@ 16:23:45.391
NO	BEHIND	LAP TIME
17		2:13.013
1	0.235	2:13.248
4	1.391	2:14.404
18	1.617	2:14.630
2	2.450	2:15.463
14	2.817	2:15.830
93	3.516	2:16.529
28	5.778	2:18.791
23	7.280	2:20.293
13	9.083	2:22.096
69	9.336	2:22.349
12	11.433	2:24.446
43	11.755	2:24.768
49	12.304	2:25.317
47	12.885	2:25.898
6	16.970	2:29.983
11	26.064	2:39.077
880	26.527	2:39.540

LAP 2		@ 16:25:54.692
NO	BEHIND	LAP TIME
17		2:09.301
1	0.001	2:09.067
4	0.129	2:08.039
18	0.425	2:08.109
2	0.910	2:07.761
14	1.211	2:07.695
93	1.936	2:07.721
23	6.508	2:08.529
28	7.439	2:10.962
69	11.877	2:11.842
12	12.196	2:10.064
13	15.313	2:15.531
43	16.024	2:13.570
49	17.112	2:14.109
47	18.045	2:14.461
11	43.661	2:26.898
880	44.066	2:26.840

LAP 3		@ 16:28:02.407
NO	BEHIND	LAP TIME
4		2:07.586
18	0.221	2:07.511
1	0.444	2:08.158
17	0.700	2:08.415
14	1.250	2:07.754
2	1.799	2:08.604
93	1.976	2:07.755
23	6.569	2:07.776
28	10.456	2:10.732
12	13.344	2:08.863
69	14.162	2:10.000
13	20.802	2:13.204
43	21.711	2:13.402
49	22.771	2:13.374
47	23.332	2:13.002
11	1:02.737	2:26.791
880	1:03.088	2:26.737

LAP 4		@ 16:30:09.639
NO	BEHIND	LAP TIME
4		2:07.232
18	0.331	2:07.342
1	0.532	2:07.320
17	0.748	2:07.280
14	1.274	2:07.256
2	1.643	2:07.076
93	1.932	2:07.188
23	7.393	2:08.056
28	14.295	2:11.071
12	15.659	2:09.547
69	15.983	2:09.053
13	27.157	2:13.587
43	27.894	2:13.415
49	28.625	2:13.086
47	29.086	2:12.986
11	1:20.490	2:24.985
880	1:21.141	2:25.285

LAP 5		@ 16:32:16.209
NO	BEHIND	LAP TIME
4		2:06.570
18	0.288	2:06.527
17	0.685	2:06.507
14	1.622	2:06.918
1	1.781	2:07.819
2	2.450	2:07.377
93	3.469	2:08.107
23	8.623	2:07.800
12	17.693	2:08.604
28	19.282	2:11.557
69	19.416	2:10.003
13	34.334	2:13.747
43	34.763	2:13.439
49	35.292	2:13.237
47	36.173	2:13.657
880	1:37.836	2:23.265
11	1:38.009	2:24.089

Weather / Track : Sunny / Dry

Snetterton 300: 2.9689 miles
Date: 24/04/2022 Start: 16:21 Finish: 16:42

HSCC Classic Formula Ford Championship

RACE 19 - LAP CHART

LAP 6		@ 16:34:22.811
NO	BEHIND	LAP TIME
4		2:06.602
18	0.150	2:06.464
17	0.609	2:06.526
1	0.745	2:05.566
14	1.611	2:06.591
2	2.359	2:06.511
23	9.867	2:07.846
12	21.262	2:10.171
69	21.548	2:08.734
28	24.300	2:11.620
13	40.671	2:12.939
49	41.842	2:13.152
43	42.057	2:13.896
47	42.410	2:12.839
880	1:53.731	2:22.497
11	1:54.148	2:22.741

LAP 7		@ 16:36:29.107
NO	BEHIND	LAP TIME
1		2:05.551
4	0.443	2:06.739
18	0.568	2:06.714
17	0.897	2:06.584
14	1.795	2:06.480
2	2.508	2:06.445
23	11.374	2:07.803
69	24.094	2:08.842
12	24.295	2:09.329
28	28.178	2:10.174
13	47.432	2:13.057
49	47.986	2:12.440
43	48.945	2:13.184
47	49.206	2:13.092

LAP 8		@ 16:38:35.034
NO	BEHIND	LAP TIME
1		2:05.927
4	2.981	2:08.465
18	4.528	2:09.887
17	4.658	2:09.688
14	4.795	2:08.927
2	5.068	2:08.487
880	1 Lap	2:23.711
11	1 Lap	2:24.512
23	13.176	2:07.729
12	28.087	2:09.719
69	28.937	2:10.770
28	32.846	2:10.595
13	54.157	2:12.652
49	54.574	2:12.515
47	55.254	2:11.975
43	55.652	2:12.634

LAP 9		@ 16:40:39.779
NO	BEHIND	LAP TIME
1		2:04.745
4	4.306	2:06.070
18	6.114	2:06.331
14	6.423	2:06.373
17	6.690	2:06.777
2	7.126	2:06.803
23	17.590	2:09.159
880	1 Lap	2:21.026
11	1 Lap	2:20.476
69	33.574	2:09.382
12	33.747	2:10.405
28	38.954	2:10.853
13	1:02.226	2:12.814
47	1:02.915	2:12.406
49	1:03.313	2:13.484
43	1:03.970	2:13.063

LAP 10		@ 16:42:45.510
NO	BEHIND	LAP TIME
1		2:05.731
4	4.872	2:06.297
18	6.425	2:06.042
14	6.728	2:06.036
2	7.509	2:06.114
17	10.080	2:09.121
23	19.227	2:07.368
880	1 Lap	2:22.629
11	1 Lap	2:22.000
12	39.102	2:11.086
69	39.235	2:11.392
28	45.018	2:11.795
13	1:09.381	2:12.886
47	1:09.549	2:12.365
49	1:10.557	2:12.975
43	1:11.116	2:12.877

Weather / Track : Sunny / Dry

Snetterton 300: 2.9689 miles
Date: 24/04/2022 Start: 16:21 Finish: 16:42

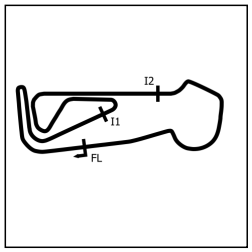

HSCC Classic Formula Ford Championship

RACE 19 - SECTOR ANALYSIS

SECTOR 1 = FL to I1, SECTOR 2 = I1 to I2, SECTOR 3 = I2 to FL, DIFF = Difference To Personal Best Lap, P = Crossed Finish Line in Pit Lane, D = Time Disallowed

P1 1 A Jordan HARRISON — Lola T540E

IDEAL LAP TIME : 2:04.442 BEST LAP TIME : 2:04.745 DIFFERENCE : 0.303

LAP	SECTOR 1		SECTOR 2		SECTOR 3		LAP TIME	MPH	DIFF	TIME OF DAY
1 -		99.5	45.662	112.0	41.401	111.2	2:13.248	80.21	8.503	16:23:45.626
2 -	41.167	101.9	45.942	112.2	41.958	108.5	2:09.067	82.81	4.322	16:25:54.693
3 -	41.603	103.8	45.323	116.7	41.232	114.1	2:08.158	83.39	3.413	16:28:02.851
4 -	40.453	***105.0***	45.399	115.7	41.468	114.3	2:07.320	83.94	2.575	16:30:10.171
5 -	41.661	104.8	44.789	***120.4***	41.369	114.1	2:07.819	83.61	3.074	16:32:17.990
6 -	***39.302***	104.3	44.805	116.3	41.459	***114.7***	2:05.566 **(3)**	85.11	0.821	16:34:23.556
7 -	39.837	104.5	***44.429***	118.5	41.285	109.1	2:05.551 **(2)**	85.12	0.806	16:36:29.107
8 -	39.362	101.8	44.792	114.9	41.773	108.7	2:05.927	84.87	1.182	16:38:35.034
9 -	39.351	101.9	44.683	113.9	***40.711***	109.4	***2:04.745*** **(1)**	***85.67***		***16:40:39.779***
10 -	39.665	101.5	44.886	113.1	41.180	109.4	2:05.731	85.00	0.986	16:42:45.510

P2 4 A Richard TARLING — Royale RP26

IDEAL LAP TIME : 2:05.922 BEST LAP TIME : 2:06.070 DIFFERENCE : 0.148

LAP	SECTOR 1		SECTOR 2		SECTOR 3		LAP TIME	MPH	DIFF	TIME OF DAY
1 -		102.7	45.966	114.1	41.804	109.4	2:14.404	79.52	8.334	16:23:46.782
2 -	40.499	101.0	45.674	***115.9***	41.866	***111.6***	2:08.039	83.47	1.969	16:25:54.821
3 -	40.521	100.4	45.375	112.2	41.690	109.4	2:07.586	83.77	1.516	16:28:02.407
4 -	40.290	100.9	45.521	112.2	41.421	109.8	2:07.232	84.00	1.162	16:30:09.639
5 -	40.016	100.9	45.261	112.7	41.293	109.4	2:06.570 **(3)**	84.44	0.500	16:32:16.209
6 -	39.837	101.2	45.350	112.9	41.415	109.6	2:06.602	84.42	0.532	16:34:22.811
7 -	39.825	101.6	45.115	113.3	41.799	110.5	2:06.739	84.33	0.669	16:36:29.550
8 -	41.520	***106.5***	45.315	114.1	41.630	109.2	2:08.465	83.19	2.395	16:38:38.015
9 -	***39.681***	102.2	***44.959***	114.1	41.430	109.2	***2:06.070*** **(1)**	***84.77***		***16:40:44.085***
10 -	39.852	101.8	45.163	113.7	***41.282***	109.4	2:06.297 **(2)**	84.62	0.227	16:42:50.382

P3 18 A Ben TINKLER — Van Diemen RF80

IDEAL LAP TIME : 2:05.724 BEST LAP TIME : 2:06.042 DIFFERENCE : 0.318

LAP	SECTOR 1		SECTOR 2		SECTOR 3		LAP TIME	MPH	DIFF	TIME OF DAY
1 -		104.2	45.961	***117.5***	41.831	112.5	2:14.630	79.38	8.588	16:23:47.008
2 -	40.299	104.8	46.027	117.1	41.783	108.7	2:08.109	83.42	2.067	16:25:55.117
3 -	40.420	104.2	45.352	116.1	41.739	112.5	2:07.511	83.82	1.469	16:28:02.628
4 -	40.335	104.2	45.616	116.1	41.391	112.4	2:07.342	83.93	1.300	16:30:09.970
5 -	39.974	104.5	45.209	117.3	41.344	112.7	2:06.527	84.47	0.485	16:32:16.497
6 -	***39.630***	102.1	45.265	114.9	41.569	113.3	2:06.464 **(3)**	84.51	0.422	16:34:22.961
7 -	39.834	***105.1***	45.235	114.1	41.645	***113.7***	2:06.714	84.34	0.672	16:36:29.675
8 -	41.284	100.0	46.035	115.3	42.568	109.6	2:09.887	82.28	3.845	16:38:39.562
9 -	39.852	101.8	45.260	113.9	***41.219***	110.0	2:06.331 **(2)**	84.60	0.289	16:40:45.893
10 -	39.679	101.9	***44.875***	114.9	41.488	109.8	***2:06.042*** **(1)**	***84.79***		***16:42:51.935***

P4 14 A Joseph AHRENS — Van Diemen RF80

IDEAL LAP TIME : 2:05.841 BEST LAP TIME : 2:06.036 DIFFERENCE : 0.195

LAP	SECTOR 1		SECTOR 2		SECTOR 3		LAP TIME	MPH	DIFF	TIME OF DAY
1 -		102.6	45.872	***119.4***	42.348	111.6	2:15.830	78.68	9.794	16:23:48.208
2 -	40.188	104.6	45.606	116.9	41.901	112.0	2:07.695	83.70	1.659	16:25:55.903
3 -	40.814	***106.3***	45.364	118.3	41.576	111.6	2:07.754	83.66	1.718	16:28:03.657
4 -	40.345	102.9	45.392	116.5	41.519	112.2	2:07.256	83.98	1.220	16:30:10.913
5 -	40.323	104.8	45.224	116.1	41.371	110.7	2:06.918	84.21	0.882	16:32:17.831
6 -	40.128	104.0	45.215	114.3	41.248	110.7	2:06.591	84.43	0.555	16:34:24.422
7 -	40.256	102.4	45.110	114.7	***41.114***	110.3	2:06.480 **(3)**	84.50	0.444	16:36:30.902
8 -	40.346	105.3	45.762	114.5	42.819	110.0	2:08.927	82.90	2.891	16:38:39.829
9 -	40.121	106.0	45.030	116.7	41.222	***112.4***	2:06.373 **(2)**	84.57	0.337	16:40:46.202
10 -	***39.797***	103.8	***44.930***	116.1	41.309	112.0	***2:06.036*** **(1)**	***84.80***		***16:42:52.238***

Weather / Track : Sunny / Dry

Snetterton 300: 2.9689 miles
Date: 24/04/2022 Start: 16:21 Finish: 16:42

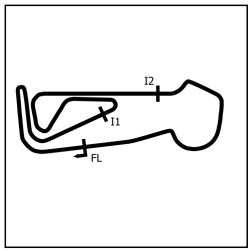

HSCC Classic Formula Ford Championship

RACE 19 - SECTOR ANALYSIS

SECTOR 1 = FL to I1, SECTOR 2 = I1 to I2, SECTOR 3 = I2 to FL, DIFF = Difference To Personal Best Lap, P = Crossed Finish Line in Pit Lane, D = Time Disallowed

P5 2 A Rick MORRIS — Royale RP29

IDEAL LAP TIME : 2:05.922 BEST LAP TIME : 2:06.114 DIFFERENCE : 0.192

LAP	SECTOR 1		SECTOR 2		SECTOR 3		LAP TIME	MPH	DIFF	TIME OF DAY
1 -		104.8	45.991	118.9	42.221	111.1	2:15.463	78.89	9.349	16:23:47.841
2 -	40.264	103.2	45.392	114.7	42.105	111.2	2:07.761	83.65	1.647	16:25:55.602
3 -	40.945	105.0	45.830	***120.2***	41.829	112.5	2:08.604	83.10	2.490	16:28:04.206
4 -	40.206	104.3	45.218	115.5	41.652	***113.9***	2:07.076	84.10	0.962	16:30:11.282
5 -	40.421	95.4	45.511	119.8	41.445	110.7	2:07.377	83.90	1.263	16:32:18.659
6 -	***39.678***	106.0	45.252	119.8	41.581	112.2	2:06.511 **(3)**	84.48	0.397	16:34:25.170
7 -	39.795	102.7	45.134	112.4	41.516	111.6	2:06.445 **(2)**	84.52	0.331	16:36:31.615
8 -	39.811	102.9	45.789	118.7	42.887	110.5	2:08.487	83.18	2.373	16:38:40.102
9 -	40.373	104.6	***44.804***	117.9	41.626	113.3	2:06.803	84.28	0.689	16:40:46.905
10 -	39.701	***106.1***	44.973	117.9	***41.440***	112.9	***2:06.114*** **(1)**	***84.74***		***16:42:53.019***

P6 17 B Tom MCARTHUR — Merlyn

IDEAL LAP TIME : 2:05.661 BEST LAP TIME : 2:06.507 DIFFERENCE : 0.846

LAP	SECTOR 1		SECTOR 2		SECTOR 3		LAP TIME	MPH	DIFF	TIME OF DAY
1 -		101.6	45.617	115.7	41.206	108.5	2:13.013	80.35	6.506	16:23:45.391
2 -	40.797	100.1	46.506	111.1	41.998	110.1	2:09.301	82.66	2.794	16:25:54.692
3 -	41.252	103.4	45.927	117.7	41.236	113.7	2:08.415	83.23	1.908	16:28:03.107
4 -	41.001	104.8	45.114	118.7	41.165	***114.1***	2:07.280	83.97	0.773	16:30:10.387
5 -	40.610	102.7	***45.035***	116.5	***40.862***	112.7	***2:06.507*** **(1)**	***84.48***		***16:32:16.894***
6 -	***39.764***	104.0	45.394	116.7	41.368	112.5	2:06.526 **(2)**	84.47	0.019	16:34:23.420
7 -	40.222	105.5	45.081	116.5	41.281	112.0	2:06.584 **(3)**	84.43	0.077	16:36:30.004
8 -	40.829	101.5	46.309	***120.4***	42.550	111.1	2:09.688	82.41	3.181	16:38:39.692
9 -	40.171	103.4	45.340	118.3	41.266	112.7	2:06.777	84.30	0.270	16:40:46.469
10 -	39.818	***105.6***	45.420	113.3	43.883	99.7	2:09.121	82.77	2.614	16:42:55.590

P7 23 A Philip SENIOR — Royale RP24

IDEAL LAP TIME : 2:07.065 BEST LAP TIME : 2:07.368 DIFFERENCE : 0.303

LAP	SECTOR 1		SECTOR 2		SECTOR 3		LAP TIME	MPH	DIFF	TIME OF DAY
1 -		98.9	46.915	113.5	42.724	108.0	2:20.293	76.18	12.925	16:23:52.671
2 -	40.092	***103.4***	46.181	111.8	42.256	107.8	2:08.529	83.15	1.161	16:26:01.200
3 -	40.179	100.6	45.849	112.7	***41.748***	108.7	2:07.776 **(3)**	83.64	0.408	16:28:08.976
4 -	40.456	100.7	***45.491***	112.9	42.109	***108.9***	2:08.056	83.46	0.688	16:30:17.032
5 -	40.254	101.3	45.504	113.1	42.042	108.4	2:07.800	83.63	0.432	16:32:24.832
6 -	40.091	101.2	45.758	112.5	41.997	107.8	2:07.846	83.60	0.478	16:34:32.678
7 -	40.336	101.2	45.532	112.9	41.935	108.4	2:07.803	83.62	0.435	16:36:40.481
8 -	40.413	100.7	45.538	113.3	41.778	107.2	2:07.729 **(2)**	83.67	0.361	16:38:48.210
9 -	39.865	102.1	46.340	***114.3***	42.954	108.2	2:09.159	82.75	1.791	16:40:57.369
10 -	***39.826***	101.2	45.700	113.7	41.842	107.3	***2:07.368*** **(1)**	***83.91***		***16:43:04.737***

P8 12 A James RIGBY — Royale RP26

IDEAL LAP TIME : 2:08.353 BEST LAP TIME : 2:08.604 DIFFERENCE : 0.251

LAP	SECTOR 1		SECTOR 2		SECTOR 3		LAP TIME	MPH	DIFF	TIME OF DAY
1 -		97.6	47.160	111.6	44.451	103.4	2:24.446	73.99	15.842	16:23:56.824
2 -	41.097	99.8	46.273	112.9	42.694	108.2	2:10.064	82.17	1.460	16:26:06.888
3 -	40.843	***101.0***	45.927	110.5	42.093	106.0	2:08.863 **(2)**	82.94	0.259	16:28:15.751
4 -	41.063	99.4	46.101	109.4	42.383	106.1	2:09.547	82.50	0.943	16:30:25.298
5 -	40.929	100.1	***45.748***	110.7	***41.927***	105.5	***2:08.604*** **(1)**	***83.10***		***16:32:33.902***
6 -	41.128	99.2	46.232	109.4	42.811	105.1	2:10.171	82.10	1.567	16:34:44.073
7 -	40.928	98.9	45.981	112.2	42.420	108.7	2:09.329 **(3)**	82.64	0.725	16:36:53.402
8 -	40.866	98.5	46.701	109.4	42.152	105.1	2:09.719	82.39	1.115	16:39:03.121
9 -	40.753	98.9	46.176	109.8	43.476	***110.3***	2:10.405	81.96	1.801	16:41:13.526
10 -	***40.678***	99.2	46.310	***113.5***	44.098	106.8	2:11.086	81.53	2.482	16:43:24.612

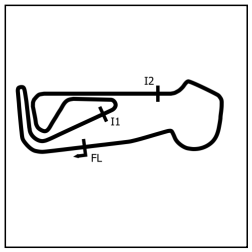

HSCC Classic Formula Ford Championship

RACE 19 - SECTOR ANALYSIS

SECTOR 1 = FL to I1, SECTOR 2 = I1 to I2, SECTOR 3 = I2 to FL, DIFF = Difference To Personal Best Lap, P = Crossed Finish Line in Pit Lane, D = Time Disallowed

P9 69 B Oliver CHAPMAN — Lola T200

IDEAL LAP TIME : 2:07.817 BEST LAP TIME : 2:08.734 DIFFERENCE : 0.917

LAP	SECTOR 1		SECTOR 2		SECTOR 3		LAP TIME	MPH	DIFF	TIME OF DAY
1 -		99.5	46.777	113.9	43.207	111.4	2:22.349	75.08	13.615	16:23:54.727
2 -	42.514	95.8	46.584	110.5	42.744	107.2	2:11.842	81.06	3.108	16:26:06.569
3 -	40.827	99.8	46.265	110.0	42.908	108.9	2:10.000	82.21	1.266	16:28:16.569
4 -	40.687	103.4	45.767	***116.1***	42.599	110.7	2:09.053 **(3)**	82.81	0.319	16:30:25.622
5 -	41.196	103.4	45.601	114.3	43.206	***112.0***	2:10.003	82.21	1.269	16:32:35.625
6 -	40.950	101.0	45.901	112.5	***41.883***	110.3	***2:08.734*** **(1)**	***83.02***		***16:34:44.359***
7 -	40.679	102.9	45.629	110.7	42.534	106.5	2:08.842 **(2)**	82.95	0.108	16:36:53.201
8 -	41.263	103.8	47.090	113.7	42.417	108.4	2:10.770	81.73	2.036	16:39:03.971
9 -	***40.396***	102.6	***45.538***	114.5	43.448	107.8	2:09.382	82.60	0.648	16:41:13.353
10 -	41.025	***105.0***	45.741	111.6	44.626	108.9	2:11.392	81.34	2.658	16:43:24.745

P10 28 A Alan FINCHAM — Van Diemen RF80

IDEAL LAP TIME : 2:10.012 BEST LAP TIME : 2:10.174 DIFFERENCE : 0.162

LAP	SECTOR 1		SECTOR 2		SECTOR 3		LAP TIME	MPH	DIFF	TIME OF DAY
1 -		100.9	47.012	112.4	***42.931***	107.2	2:18.791	77.00	8.617	16:23:51.169
2 -	41.057	99.4	46.817	***116.3***	43.088	***108.0***	2:10.962	81.61	0.788	16:26:02.131
3 -	40.804	100.7	46.615	109.4	43.313	106.5	2:10.732 **(3)**	81.75	0.558	16:28:12.863
4 -	40.867	99.5	46.852	108.9	43.352	106.8	2:11.071	81.54	0.897	16:30:23.934
5 -	41.277	99.2	46.864	109.1	43.416	107.7	2:11.557	81.24	1.383	16:32:35.491
6 -	41.816	***101.0***	***46.303***	110.9	43.501	106.5	2:11.620	81.20	1.446	16:34:47.111
7 -	***40.778***	100.4	46.336	110.5	43.060	106.8	***2:10.174*** **(1)**	***82.10***		***16:36:57.285***
8 -	40.947	100.0	46.452	110.5	43.196	105.6	2:10.595 **(2)**	81.84	0.421	16:39:07.880
9 -	41.087	99.8	46.469	110.5	43.297	106.5	2:10.853	81.68	0.679	16:41:18.733
10 -	41.684	99.7	46.560	110.3	43.551	107.3	2:11.795	81.09	1.621	16:43:30.528

P11 13 A Stuart KESTENBAUM — Van Diemen RF81

IDEAL LAP TIME : 2:11.929 BEST LAP TIME : 2:12.652 DIFFERENCE : 0.723

LAP	SECTOR 1		SECTOR 2		SECTOR 3		LAP TIME	MPH	DIFF	TIME OF DAY
1 -		***102.6***	47.648	112.9	44.605	***110.1***	2:22.096	75.21	9.444	16:23:54.474
2 -	42.716	95.5	48.390	***115.1***	44.425	108.9	2:15.531	78.86	2.879	16:26:10.005
3 -	41.885	100.0	47.750	112.4	43.569	110.0	2:13.204	80.23	0.552	16:28:23.209
4 -	42.319	100.1	47.329	113.1	43.939	109.4	2:13.587	80.00	0.935	16:30:36.796
5 -	42.004	100.7	47.333	113.9	44.410	109.4	2:13.747	79.91	1.095	16:32:50.543
6 -	41.866	99.7	47.396	114.1	43.677	109.4	2:12.939	80.39	0.287	16:35:03.482
7 -	41.752	100.6	47.164	113.7	44.141	109.6	2:13.057	80.32	0.405	16:37:16.539
8 -	***41.589***	101.3	***46.880***	114.1	44.183	108.5	***2:12.652*** **(1)**	***80.57***		***16:39:29.191***
9 -	41.931	99.8	47.423	114.1	***43.460***	109.1	2:12.814 **(2)**	80.47	0.162	16:41:42.005
10 -	41.878	100.3	47.431	114.9	43.577	109.8	2:12.886 **(3)**	80.43	0.234	16:43:54.891

P12 47 A Ben HADFIELD — Van Diemen RF78

IDEAL LAP TIME : 2:11.181 BEST LAP TIME : 2:11.975 DIFFERENCE : 0.794

LAP	SECTOR 1		SECTOR 2		SECTOR 3		LAP TIME	MPH	DIFF	TIME OF DAY
1 -		93.5	48.054	111.1	44.276	108.4	2:25.898	73.25	13.923	16:23:58.276
2 -	42.149	100.4	47.393	111.4	44.919	107.3	2:14.461	79.48	2.486	16:26:12.737
3 -	41.846	101.2	46.668	113.1	44.488	109.2	2:13.002	80.36	1.027	16:28:25.739
4 -	42.077	100.7	47.053	112.9	43.856	109.8	2:12.986	80.36	1.011	16:30:38.725
5 -	41.930	102.1	46.893	111.2	44.834	108.7	2:13.657	79.96	1.682	16:32:52.382
6 -	41.742	101.2	46.936	***114.7***	44.161	111.2	2:12.839	80.45	0.864	16:35:05.221
7 -	41.545	102.7	47.401	110.7	44.146	***111.4***	2:13.092	80.30	1.117	16:37:18.313
8 -	42.081	101.8	***46.404***	113.1	43.490	109.2	***2:11.975*** **(1)**	***80.98***		***16:39:30.288***
9 -	***41.342***	96.4	47.146	112.0	43.918	108.5	2:12.406 **(3)**	80.72	0.431	16:41:42.694
10 -	41.415	***102.9***	47.515	113.3	***43.435***	110.5	2:12.365 **(2)**	80.74	0.390	16:43:55.059

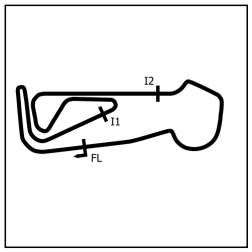

HSCC Classic Formula Ford Championship

RACE 19 - SECTOR ANALYSIS

SECTOR 1 = FL to I1, SECTOR 2 = I1 to I2, SECTOR 3 = I2 to FL, DIFF = Difference To Personal Best Lap, P = Crossed Finish Line in Pit Lane, D = Time Disallowed

P13 49 A Mark HARRISON — Royale RP24

IDEAL LAP TIME : 2:11.809 BEST LAP TIME : 2:12.440 DIFFERENCE : 0.631

LAP	SECTOR 1		SECTOR 2		SECTOR 3		LAP TIME	MPH	DIFF	TIME OF DAY
1 -		98.2	47.791	112.7	44.797	106.5	2:25.317	73.54	12.877	16:23:57.695
2 -	42.094	100.7	47.373	112.0	44.642	104.6	2:14.109	79.69	1.669	16:26:11.804
3 -	41.715	99.7	47.215	112.5	44.444	105.0	2:13.374	80.13	0.934	16:28:25.178
4 -	41.649	100.4	46.954	113.1	44.483	106.5	2:13.086	80.30	0.646	16:30:38.264
5 -	41.589	***102.1***	47.152	113.7	44.496	106.8	2:13.237	80.21	0.797	16:32:51.501
6 -	41.697	101.2	47.218	114.7	44.237	106.1	2:13.152	80.26	0.712	16:35:04.653
7 -	***41.427***	100.1	47.124	112.9	***43.889***	***107.3***	***2:12.440*** **(1)**	***80.70***		***16:37:17.093***
8 -	41.570	100.3	***46.493***	112.5	44.452	106.1	2:12.515 **(2)**	80.65	0.075	16:39:29.608
9 -	41.623	99.2	47.669	***116.3***	44.192	106.3	2:13.484	80.07	1.044	16:41:43.092
10 -	41.515	101.8	47.365	115.5	44.095	106.3	2:12.975 **(3)**	80.37	0.535	16:43:56.067

P14 43 A Richard YEOMANS — Crossle 25F

IDEAL LAP TIME : 2:11.889 BEST LAP TIME : 2:12.634 DIFFERENCE : 0.745

LAP	SECTOR 1		SECTOR 2		SECTOR 3		LAP TIME	MPH	DIFF	TIME OF DAY
1 -			48.060	108.9	46.091	108.2	2:24.768	73.82	12.134	16:23:57.146
2 -	42.058		47.641	110.3	43.871	108.0	2:13.570	80.01	0.936	16:26:10.716
3 -	41.747		47.463	110.5	44.192	108.0	2:13.402	80.11	0.768	16:28:24.118
4 -	42.083		46.996	112.7	44.336	107.8	2:13.415	80.11	0.781	16:30:37.533
5 -	41.973		***46.869***	112.4	44.597	108.5	2:13.439	80.09	0.805	16:32:50.972
6 -	41.785		47.635	111.6	44.476	***110.0***	2:13.896	79.82	1.262	16:35:04.868
7 -	41.761		47.032	112.2	44.391	107.3	2:13.184	80.25	0.550	16:37:18.052
8 -	41.853		47.030	110.0	***43.751***	109.4	***2:12.634*** **(1)**	***80.58***		***16:39:30.686***
9 -	***41.269***		47.596	***113.3***	44.198	108.0	2:13.063 **(3)**	80.32	0.429	16:41:43.749
10 -	41.494		46.941	111.1	44.442	108.0	2:12.877 **(2)**	80.43	0.243	16:43:56.626

P15 880 A Tim BENNETT — Hawke DL21

IDEAL LAP TIME : 2:21.026 BEST LAP TIME : 2:21.026 DIFFERENCE : 0.000

LAP	SECTOR 1		SECTOR 2		SECTOR 3		LAP TIME	MPH	DIFF	TIME OF DAY
1 -		93.5	52.714	100.4	49.384	103.8	2:39.540	66.99	18.514	16:24:11.918
2 -	46.145	87.0	51.943	104.8	48.752	105.6	2:26.840	72.78	5.814	16:26:38.758
3 -	45.857	89.9	51.642	107.2	49.238	104.5	2:26.737	72.83	5.711	16:29:05.495
4 -	45.711	91.3	51.435	105.0	48.139	***105.8***	2:25.285	73.56	4.259	16:31:30.780
5 -	45.055	94.9	49.705	108.0	48.505	103.2	2:23.265	74.60	2.239	16:33:54.045
6 -	44.826	***96.0***	49.727	107.8	47.944	103.7	2:22.497 **(2)**	75.00	1.471	16:36:16.542
7 -	44.158	94.1	50.509	108.5	49.044	100.0	2:23.711	74.37	2.685	16:38:40.253
8 -	***44.034***	95.7	***49.564***	***108.9***	***47.428***	103.5	***2:21.026*** **(1)**	***75.78***		***16:41:01.279***
9 -	44.800	95.8	49.962	108.5	47.867	103.0	2:22.629 **(3)**	74.93	1.603	16:43:23.908

P16 11 B Mike SAUNDERS — Hawke DL11

IDEAL LAP TIME : 2:20.094 BEST LAP TIME : 2:20.476 DIFFERENCE : 0.382

LAP	SECTOR 1		SECTOR 2		SECTOR 3		LAP TIME	MPH	DIFF	TIME OF DAY
1 -		93.0	52.939	100.0	49.315	102.9	2:39.077	67.18	18.601	16:24:11.455
2 -	46.235	92.9	51.662	102.4	49.001	102.6	2:26.898	72.75	6.422	16:26:38.353
3 -	46.022	91.9	51.842	104.3	48.927	103.2	2:26.791	72.81	6.315	16:29:05.144
4 -	45.869	93.0	51.100	102.4	48.016	104.0	2:24.985	73.71	4.509	16:31:30.129
5 -	45.335	94.1	50.131	104.2	48.623	***106.0***	2:24.089	74.17	3.613	16:33:54.218
6 -	45.911	94.3	50.238	106.6	***46.592***	104.6	2:22.741 **(3)**	74.87	2.265	16:36:16.959
7 -	44.523	96.4	50.207	106.3	49.782	104.3	2:24.512	73.95	4.036	16:38:41.471
8 -	***44.061***	***96.6***	***49.441***	***107.0***	46.974	104.0	***2:20.476*** **(1)**	***76.08***		***16:41:01.947***
9 -	44.579	***96.6***	49.680	***107.0***	47.741	105.6	2:22.000 **(2)**	75.26	1.524	16:43:23.947

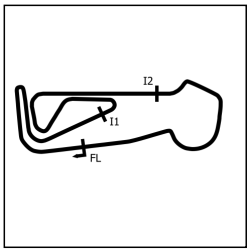

HSCC Classic Formula Ford Championship

RACE 19 - SECTOR ANALYSIS

SECTOR 1 = FL to I1, SECTOR 2 = I1 to I2, SECTOR 3 = I2 to FL, DIFF = Difference To Personal Best Lap, P = Crossed Finish Line in Pit Lane, D = Time Disallowed

P17 93 A Jake SHORTLAND Lola T440

IDEAL LAP TIME : 2:06.608 BEST LAP TIME : 2:07.188 DIFFERENCE : 0.580

LAP	SECTOR 1		SECTOR 2		SECTOR 3		LAP TIME	MPH	DIFF	TIME OF DAY
1 -		103.0	46.538	114.9	42.021	110.3	2:16.529	78.28	9.341	16:23:48.907
2 -	40.299	103.5	45.891	115.5	***41.531***	110.0	2:07.721 **(2)**	83.68	0.533	16:25:56.628
3 -	40.218	101.5	45.629	119.6	41.908	***113.9***	2:07.755 **(3)**	83.66	0.567	16:28:04.383
4 -	***40.094***	***107.2***	45.384	120.6	41.710	113.3	***2:07.188*** **(1)**	***84.03***		***16:30:11.571***
5 -	40.738	104.8	***44.983***	***121.5***	42.386	83.4	2:08.107	83.43	0.919	16:32:19.678

P18 6 A James FETTIPLACE Van Diemen RF80

IDEAL LAP TIME : 2:23.094 BEST LAP TIME : 2:29.983 DIFFERENCE : 6.889

LAP	SECTOR 1		SECTOR 2		SECTOR 3		LAP TIME	MPH	DIFF	TIME OF DAY
1 -		***97.8***	***49.210***	***97.6***	***47.750***	***95.5***	***2:29.983*** **(1)**	***71.26***		***16:24:02.361***

Weather / Track : Sunny / Dry

Snetterton 300: 2.9689 miles
Date: 24/04/2022 Start: 16:21 Finish: 16:42

HSCC Classic Formula Ford Championship

RACE 19 - BEST SECTORS

SECTOR 1				SECTOR 2				SECTOR 3				IDEAL / BEST COMPARISON					
POS	NO	NAME	TIME	NO	NAME	TIME		NO	NAME	TIME		POS	NO	NAME	IDEAL	BEST	DIFF
														PERFECT LAP	2:04.442		
1	1	HARRISON	39.302	1	HARRISON	44.429		1	HARRISON	40.711		1	1	HARRISON	2:04.442	2:04.745	0.303
2	18	TINKLER	39.630	2	MORRIS	44.804		17	MCARTHUR	40.862		2	17	MCARTHUR	2:05.661	2:06.507	0.846
3	2	MORRIS	39.678	18	TINKLER	44.875		14	AHRENS	41.114		3	18	TINKLER	2:05.724	2:06.042	0.318
4	4	TARLING	39.681	14	AHRENS	44.930		18	TINKLER	41.219		4	14	AHRENS	2:05.841	2:06.036	0.195
5	17	MCARTHUR	39.764	4	TARLING	44.959		4	TARLING	41.282		5	4	TARLING	2:05.922	2:06.070	0.148
6	14	AHRENS	39.797	93	SHORTLAND	44.983		2	MORRIS	41.440		6	2	MORRIS	2:05.922	2:06.114	0.192
7	23	SENIOR	39.826	17	MCARTHUR	45.035		93	SHORTLAND	41.531		7	93	SHORTLAND	2:06.608	2:07.188	0.580
8	93	SHORTLAND	40.094	23	SENIOR	45.491		23	SENIOR	41.748		8	23	SENIOR	2:07.065	2:07.368	0.303
9	69	CHAPMAN	40.396	69	CHAPMAN	45.538		69	CHAPMAN	41.883		9	69	CHAPMAN	2:07.817	2:08.734	0.917
10	12	RIGBY	40.678	12	RIGBY	45.748		12	RIGBY	41.927		10	12	RIGBY	2:08.353	2:08.604	0.251
11	28	FINCHAM	40.778	28	FINCHAM	46.303		28	FINCHAM	42.931		11	28	FINCHAM	2:10.012	2:10.174	0.162
12	43	YEOMANS	41.269	47	HADFIELD	46.404		47	HADFIELD	43.435		12	47	HADFIELD	2:11.181	2:11.975	0.794
13	47	HADFIELD	41.342	49	HARRISON	46.493		13	KESTENBAUM	43.460		13	49	HARRISON	2:11.809	2:12.440	0.631
14	49	HARRISON	41.427	43	YEOMANS	46.869		43	YEOMANS	43.751		14	43	YEOMANS	2:11.889	2:12.634	0.745
15	13	KESTENBAUM	41.589	13	KESTENBAUM	46.880		49	HARRISON	43.889		15	13	KESTENBAUM	2:11.929	2:12.652	0.723
16	880	BENNETT	44.034	6	FETTIPLACE	49.210		11	SAUNDERS	46.592		16	11	SAUNDERS	2:20.094	2:20.476	0.382
17	11	SAUNDERS	44.061	11	SAUNDERS	49.441		880	BENNETT	47.428		17	880	BENNETT	2:21.026	2:21.026	0.000
18	6	FETTIPLACE	46.134	880	BENNETT	49.564		6	FETTIPLACE	47.750		18	6	FETTIPLACE	2:23.094	2:29.983	6.889

Weather / Track : Sunny / Dry

Snetterton 300: 2.9689 miles
Date: 24/04/2022 Start: 16:21 Finish: 16:42

Results can be found at www.tsl-timing.com

Printed - 16:45 Sunday, 24 April 2022

HSCC Classic Formula Ford Championship

RACE 19 - BEST SPEEDS

	INTERMEDIATE 1			INTERMEDIATE 2			FINISH LINE		
POS	NO	NAME	MPH	NO	NAME	MPH	NO	NAME	MPH
1	**93**	SHORTLAND	**107.2**	**93**	SHORTLAND	**121.5**	**1**	HARRISON	**114.7**
2	**4**	TARLING	**106.5**	**1**	HARRISON	**120.4**	**17**	MCARTHUR	**114.1**
3	**14**	AHRENS	**106.3**	**17**	MCARTHUR	**120.4**	**2**	MORRIS	**113.9**
4	**2**	MORRIS	**106.1**	**2**	MORRIS	**120.2**	**93**	SHORTLAND	**113.9**
5	**17**	MCARTHUR	**105.6**	**14**	AHRENS	**119.4**	**18**	TINKLER	**113.7**
6	**18**	TINKLER	**105.1**	**18**	TINKLER	**117.5**	**14**	AHRENS	**112.4**
7	**1**	HARRISON	**105.0**	**28**	FINCHAM	**116.3**	**69**	CHAPMAN	**112.0**
8	**69**	CHAPMAN	**105.0**	**49**	HARRISON	**116.3**	**4**	TARLING	**111.6**
9	**23**	SENIOR	**103.4**	**69**	CHAPMAN	**116.1**	**47**	HADFIELD	**111.4**
10	**47**	HADFIELD	**102.9**	**4**	TARLING	**115.9**	**12**	RIGBY	**110.3**
11	**13**	KESTENBAUM	**102.6**	**13**	KESTENBAUM	**115.1**	**13**	KESTENBAUM	**110.1**
12	**49**	HARRISON	**102.1**	**47**	HADFIELD	**114.7**	**43**	YEOMANS	**110.0**
13	**12**	RIGBY	**101.0**	**23**	SENIOR	**114.3**	**23**	SENIOR	**108.9**
14	**28**	FINCHAM	**101.0**	**12**	RIGBY	**113.5**	**28**	FINCHAM	**108.0**
15	**6**	FETTIPLACE	**97.8**	**43**	YEOMANS	**113.3**	**49**	HARRISON	**107.3**
16	**11**	SAUNDERS	**96.6**	**880**	BENNETT	**108.9**	**11**	SAUNDERS	**106.0**
17	**880**	BENNETT	**96.0**	**11**	SAUNDERS	**107.0**	**880**	BENNETT	**105.8**
18				**6**	FETTIPLACE	**97.6**	**6**	FETTIPLACE	**95.5**
19									

Weather / Track : Sunny / Dry

Snetterton 300: 2.9689 miles
Date: 24/04/2022 Start: 16:21 Finish: 16:42

Results can be found at www.tsl-timing.com

Printed - 16:45 Sunday, 24 April 2022

HSCC Classic Formula Ford Championship

RACE 19 - STATISTICS

Competitors Started	18
Planned Start	2022-04-24 @ 16:25:00.000
Actual Start	2022-04-24 @ 16:21:32.377
Finish Time	2022-04-24 @ 16:42:44.614
Track Length	2.9689mi.
Total Laps	164
Total Distance Covered	486.9014mi.

Session Fastest Lap History

NO	CL	NAME	LAP TIME	TIME OF DAY	LAP	VEHICLE
17	B	**Tom MCARTHUR**	**2:13.013**	16:23:45.405	1	Merlyn
17	B	**Tom MCARTHUR**	**2:09.301**	16:25:54.692	2	Merlyn
1	A	**Jordan HARRISON**	**2:09.067**	16:25:54.774	2	Lola T540E
4	A	**Richard TARLING**	**2:08.039**	16:25:54.895	2	Royale RP26
2	A	**Rick MORRIS**	**2:07.761**	16:25:55.614	2	Royale RP29
14	A	**Joseph AHRENS**	**2:07.695**	16:25:55.911	2	Van Diemen RF80
4	A	**Richard TARLING**	**2:07.586**	16:28:02.414	3	Royale RP26
18	A	**Ben TINKLER**	**2:07.511**	16:28:02.641	3	Van Diemen RF80
4	A	**Richard TARLING**	**2:07.232**	16:30:09.646	4	Royale RP26
2	A	**Rick MORRIS**	**2:07.076**	16:30:11.293	4	Royale RP29
4	A	**Richard TARLING**	**2:06.570**	16:32:16.216	5	Royale RP26
18	A	**Ben TINKLER**	**2:06.527**	16:32:16.509	5	Van Diemen RF80
17	B	**Tom MCARTHUR**	**2:06.507**	16:32:16.908	5	Merlyn
18	A	**Ben TINKLER**	**2:06.464**	16:34:22.905	6	Van Diemen RF80
1	A	**Jordan HARRISON**	**2:05.566**	16:34:23.577	6	Lola T540E
1	A	**Jordan HARRISON**	**2:05.551**	16:36:29.130	7	Lola T540E
1	A	**Jordan HARRISON**	**2:04.745**	16:40:39.802	9	Lola T540E

Session Leader History

NO	CL	NAME	FROM LAP	LAPS LED	DISTANCE	VEHICLE
17	B	**Tom MCARTHUR**	1	2	5.93 miles	Merlyn
4	A	**Richard TARLING**	3	4	11.87 miles	Royale RP26
1	A	**Jordan HARRISON**	7	4	11.87 miles	Lola T540E

Flag History

TYPE	TIME OF DAY
GREEN	16:21:32.377
FINISH	16:42:44.614

Flag Statistics

TYPE	COUNT	TOTAL LAPS	TOTAL TIME
Green	1	10	23:09.553
Red	0	0	0.000
Safety Car	0	0	0.000
FCY	0	0	0.000

Weather / Track : Sunny / Dry

Snetterton 300: 2.9689 miles
Date: 24/04/2022 Start: 16:21 Finish: 16:42

HSCC Classic Formula Ford Championship

RACE 19 - STATISTICS

CLASS : A

15 Starters

Fastest Lap History

NO	NAME	LAP TIME	TIME OF DAY	LAP	VEHICLE
1	**Jordan HARRISON**	**2:13.248**	16:23:45.649	1	Lola T540E
1	**Jordan HARRISON**	**2:09.067**	16:25:54.774	2	Lola T540E
4	**Richard TARLING**	**2:08.039**	16:25:54.895	2	Royale RP26
2	**Rick MORRIS**	**2:07.761**	16:25:55.614	2	Royale RP29
14	**Joseph AHRENS**	**2:07.695**	16:25:55.911	2	Van Diemen RF80
4	**Richard TARLING**	**2:07.586**	16:28:02.414	3	Royale RP26
18	**Ben TINKLER**	**2:07.511**	16:28:02.641	3	Van Diemen RF80
4	**Richard TARLING**	**2:07.232**	16:30:09.646	4	Royale RP26
2	**Rick MORRIS**	**2:07.076**	16:30:11.293	4	Royale RP29
4	**Richard TARLING**	**2:06.570**	16:32:16.216	5	Royale RP26
18	**Ben TINKLER**	**2:06.527**	16:32:16.509	5	Van Diemen RF80
18	**Ben TINKLER**	**2:06.464**	16:34:22.905	6	Van Diemen RF80
1	**Jordan HARRISON**	**2:05.566**	16:34:23.577	6	Lola T540E
1	**Jordan HARRISON**	**2:05.551**	16:36:29.130	7	Lola T540E
1	**Jordan HARRISON**	**2:04.745**	16:40:39.802	9	Lola T540E

Leader History

NO	NAME	FROM LAP	LAPS LED	DISTANCE	VEHICLE
1	**Jordan HARRISON**	1	2	5.93 miles	Lola T540E
4	**Richard TARLING**	3	4	11.87 miles	Royale RP26
1	**Jordan HARRISON**	7	4	11.87 miles	Lola T540E

Weather / Track : Sunny / Dry

Snetterton 300: 2.9689 miles
Date: 24/04/2022 Start: 16:21 Finish: 16:42

HSCC Classic Formula Ford Championship

RACE 19 - STATISTICS

CLASS : B

3 Starters

Fastest Lap History

NO	NAME	LAP TIME	TIME OF DAY	LAP	VEHICLE
17	**Tom MCARTHUR**	**2:13.013**	16:23:45.405	1	Merlyn
17	**Tom MCARTHUR**	**2:09.301**	16:25:54.692	2	Merlyn
17	**Tom MCARTHUR**	**2:08.415**	16:28:03.121	3	Merlyn
17	**Tom MCARTHUR**	**2:07.280**	16:30:10.400	4	Merlyn
17	**Tom MCARTHUR**	**2:06.507**	16:32:16.908	5	Merlyn

Leader History

NO	NAME	FROM LAP	LAPS LED	DISTANCE	VEHICLE
17	**Tom MCARTHUR**	1	10	29.68 miles	Merlyn

CLASSIC CHALLENGE

Snetterton 300

23rd April 2022

Timing & Results Provided by Timing Solutions Ltd

www.tsl-timing.com

Snetterton 300

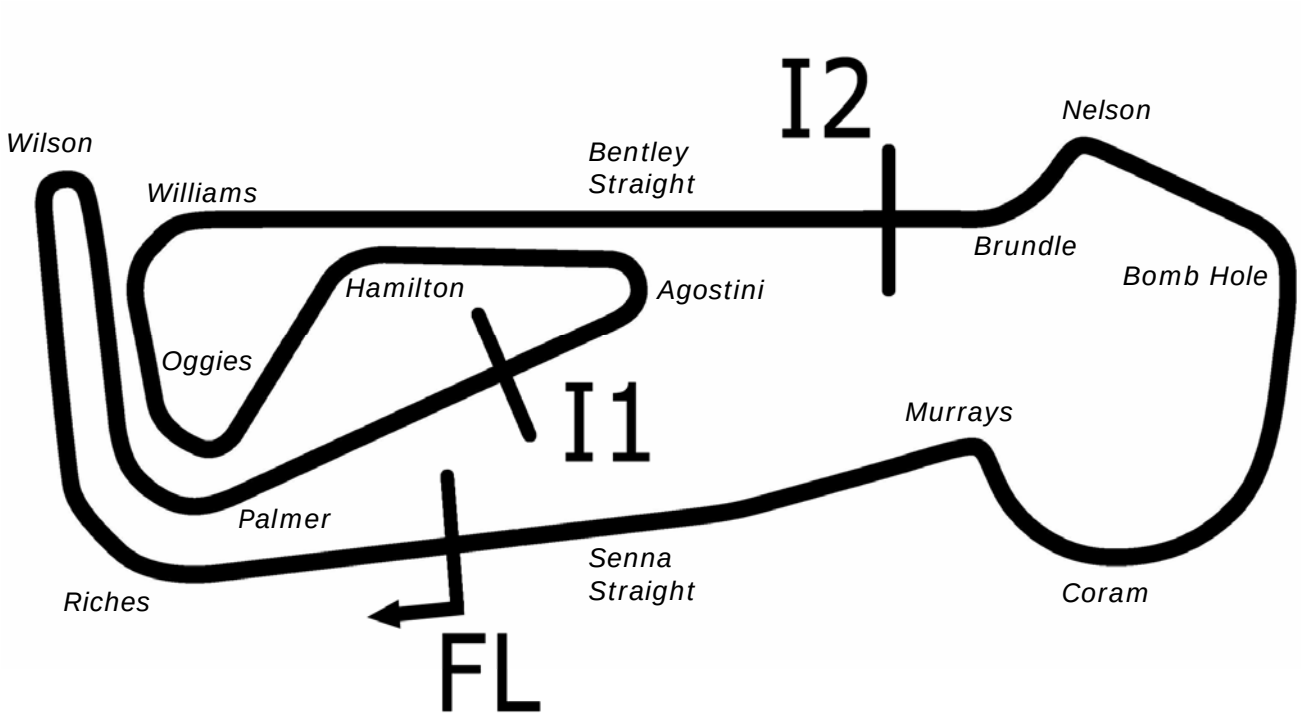

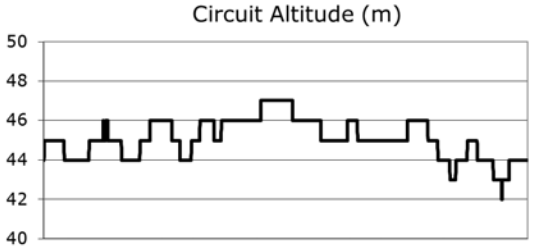

Length	2.9689 miles	4778.0 m	
FL		52.46340 N	0.94476 E
I1	1545m	52.46487 N	0.94466 E
I2	3198m	52.46617 N	0.94964 E
Pit Entry	4572m	52.46364 N	0.94774 E
Pit Exit	40m after FL	52.46338 N	0.94420 E

Pit Entry–Pit Exit 246m, 17.7s @50kph, 14.7s @60kph

All results available at www.tsl-timing.com

Ecurie Classic Racing & CMMC Classic Challenge

QUALIFYING - RACES 2 & 6 - CLASSIFICATION

POS	NO	CL	PIC	NAME	ENTRY	TIME	ON	LAPS	GAP	DIFF	MPH
1	**64**	4	1	**SPARROW R / SPARROW M**	Porsche 911	**2:26.139**	5	8			73.13
2	**57**	D	1	**Alan CHARLTON**	Triumph TR6	**2:26.330**	8	8	**0.191**	0.191	73.04
3	**25**	B	1	**Nigel WEBB**	Jaguar Mk1	**2:27.200**	3	8	**1.061**	0.870	72.60
4	**678**	4	2	**Martin STOWE**	TVR Grantura Mk3	**2:29.030**	8	8	**2.891**	1.830	71.71
5	**6**	4	3	**John ANDON**	Triumph TR4	**2:30.411**	6	7	**4.272**	1.381	71.05
6	**33**	B	2	**Glenn PEARSON**	Jaguar Mk1	**2:30.648**	8	8	**4.509**	0.237	70.94
7	**9**	B	3	**Darren MCWHIRTER**	Jaguar Mk1	**2:31.014**	5	8	**4.875**	0.366	70.77
8	**60**	3	1	**Nick THOMPSON**	MGB	**2:31.542**	6	8	**5.403**	0.528	70.52
9	**15**	3	2	**James HICKS**	MGB	**2:32.372**	6	8	**6.233**	0.830	70.14
10	**49**	B	4	**Benjit DHESI**	Jaguar Mk1	**2:34.123**	5	8	**7.984**	1.751	69.34
11	**56**	C	2	**Clive GIMSON**	Triumph GT6	**2:35.159**	6	8	**9.020**	1.036	68.88
12	**46**	3	3	**Freddie WILTSHIRE**	MGB	**2:35.214**	3	7	**9.075**	0.055	68.86
13	**23**	D	2	**Michael HUNTER**	Triumph TR4	**2:36.887**	7	8	**10.748**	1.673	68.12
14	**151**	B	5	**John BURTON**	Jaguar XK120	**2:37.788**	4	5	**11.649**	0.901	67.73
15	**11**	D	3	**Andrew COX**	Triumph TR3	**2:38.078**	5	5	**11.939**	0.290	67.61
16	**19**	C	1	**Bruce MCWHIRTER**	Jaguar Mk2	**2:38.515**	7	7	**12.376**	0.437	67.42
17	**110**	B	6	**Simon SEATH**	Jaguar Mk1	**2:39.442**	8	8	**13.303**	0.927	67.03
18	**52**	D	4	**Phillip LAMBE**	Triumph TR6	**2:40.853**	8	8	**14.714**	1.411	66.44
19	**28**	3	4	**Dave BROWN**	MG Roadster	**2:41.242**	4	7	**15.103**	0.389	66.28
20	**50**	A	1	**Charles COLLEDGE**	Mini Marcos Mk3	**2:44.909**	7	7	**18.770**	3.667	64.81
21	**5**	I	1	**Chris TOWNSEND**	Bentley Mk6	**2:45.864**	7	7	**19.725**	0.955	64.43
22	**4**	3	5	**Marwan ANDON**	MGA	**2:46.972**	4	7	**20.833**	1.108	64.01
23	**247**	A	2	**Pete RICHARDS**	Clan Crusader	**2:49.160**	4	4	**23.021**	2.188	63.18
24	**4**	I	2	**Vernon MOORE**	Bentley Mk6 Special	**2:49.492**	6	7	**23.353**	0.332	63.05
25	**37**	E	1	**Nic STRONG**	Marcos 3.0 GT			1			

Weather / Track : Bright / Dry

Snetterton 300: 2.9689 miles

These results are provisional until the conclusion of any judicial and technical matters.

Date: 23/04/2022 Start: 09:30 Finish: 09:50

Clerk Of Course : Julian Floyd	Stewards :	Timekeeper : Nick Palmer

Results can be found at www.tsl-timing.com

Printed - 09:55 Saturday, 23 April 2022

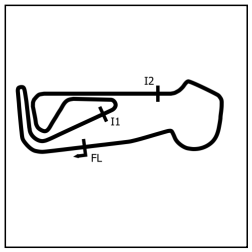

Ecurie Classic Racing & CMMC Classic Challenge

QUALIFYING - RACES 2 & 6 - SECTOR ANALYSIS

SECTOR 1 = FL to I1, SECTOR 2 = I1 to I2, SECTOR 3 = I2 to FL, DIFF = Difference To Personal Best Lap, P = Crossed Finish Line in Pit Lane, D = Time Disallowed

P1 64 4 SPARROW R / SPARROW M — Porsche 911

IDEAL LAP TIME : 2:25.544 BEST LAP TIME : 2:26.139 DIFFERENCE : 0.595

LAP	SECTOR 1		SECTOR 2		SECTOR 3		LAP TIME		MPH	DIFF	TIME OF DAY
1 -	OUTLAP		58.154	88.7	56.180	106.5	2:51.767		62.22	25.628	09:34:13.353
2 -	49.416		57.194	98.5	52.681	107.0	2:39.291		67.09	13.152	09:36:52.644
3 -	47.823		53.944	110.3	50.637	105.8	2:32.404	(3)	70.12	6.265	09:39:25.048
4 -	46.513		***51.237***	114.9	49.221	***108.5***	2:26.971	(2)	72.72	0.832	09:41:52.019
5 -	45.850		51.680	***115.1***	***48.609***	108.0	***2:26.139***	(1)	***73.13***		***09:44:18.158***
6 -	***45.698***		51.393	110.9	IN PIT		3:38.159	P	48.99	1:12.020	09:47:56.317
7 -	OUTLAP		52.842	111.1	50.433	102.7	2:37.626		67.80	11.487	09:50:33.943
8 -	49.513		54.671	91.3	55.772	104.5	2:39.956		66.81	13.817	09:53:13.899

P2 57 D Alan CHARLTON — Triumph TR6

IDEAL LAP TIME : 2:26.310 BEST LAP TIME : 2:26.330 DIFFERENCE : 0.020

LAP	SECTOR 1		SECTOR 2		SECTOR 3		LAP TIME		MPH	DIFF	TIME OF DAY
1 -	OUTLAP	71.3	55.807	107.2	51.716	108.9	2:42.713		65.68	16.383	09:33:46.912
2 -	46.954	88.3	53.900	113.9	50.181	111.1	2:31.035		70.76	4.705	09:36:17.947
3 -	***45.808***	95.7	52.418	111.8	51.008	110.7	2:29.234		71.61	2.904	09:38:47.181
4 -	46.563	94.9	52.803	110.1	50.815	110.3	2:30.181		71.16	3.851	09:41:17.362
5 -	46.535	90.4	***51.927***	109.1	50.623	110.3	2:29.085	(3)	71.69	2.755	09:43:46.447
6 -	46.886	89.3	53.723	108.5	50.101	110.7	2:30.710		70.91	4.380	09:46:17.157
7 -	46.211	95.0	52.336	111.4	50.177	111.1	2:28.724	(2)	71.86	2.394	09:48:45.881
8 -	45.823	***97.8***	51.932	***115.9***	***48.575***	***111.4***	***2:26.330***	(1)	***73.04***		***09:51:12.211***

P3 25 B Nigel WEBB — Jaguar Mk1

IDEAL LAP TIME : 2:27.200 BEST LAP TIME : 2:27.200 DIFFERENCE : 0.000

LAP	SECTOR 1		SECTOR 2		SECTOR 3		LAP TIME		MPH	DIFF	TIME OF DAY
1 -	OUTLAP	85.9	53.604	105.1	50.468	103.4	2:36.715		68.20	9.515	09:33:42.931
2 -	46.824	88.0	52.938	110.0	49.173	104.3	2:28.935	(3)	71.76	1.735	09:36:11.866
3 -	***46.174***	***94.3***	***52.362***	112.5	***48.664***	104.3	***2:27.200***	(1)	***72.60***		***09:38:39.066***
4 -	46.496	93.2	52.708	***112.7***	48.818	103.2	2:28.022	(2)	72.20	0.822	09:41:07.088
5 -	46.846	90.4	53.424	104.5	IN PIT		3:46.966	P	47.09	1:19.766	09:44:54.054
6 -	OUTLAP	87.1	54.874	105.1	53.811	103.2	2:44.117		65.12	16.917	09:47:38.171
7 -	48.823	90.4	53.892	112.5	52.219	102.9	2:34.934		68.98	7.734	09:50:13.105
8 -	47.959	92.6	54.296	108.0	51.011	***104.8***	2:33.266		69.73	6.066	09:52:46.371

P4 678 4 Martin STOWE — TVR Grantura Mk3

IDEAL LAP TIME : 2:28.675 BEST LAP TIME : 2:29.030 DIFFERENCE : 0.355

LAP	SECTOR 1		SECTOR 2		SECTOR 3		LAP TIME		MPH	DIFF	TIME OF DAY
1 -	OUTLAP	72.3	59.381	81.4	53.936	103.2	2:51.900		62.17	22.870	09:34:04.525
2 -	50.640	83.4	54.242	101.6	50.558	104.5	2:35.440		68.76	6.410	09:36:39.965
3 -	47.265	92.8	53.486	102.9	51.456	103.8	2:32.207		70.22	3.177	09:39:12.172
4 -	47.416	91.1	53.560	106.3	49.964	103.5	2:30.940	(3)	70.81	1.910	09:41:43.112
5 -	47.525	82.1	***52.974***	***107.8***	50.178	***105.0***	2:30.677	(2)	70.93	1.647	09:44:13.789
6 -	47.947	92.6	53.934	98.2	50.046	104.5	2:31.927		70.35	2.897	09:46:45.716
7 -	46.602	89.2	55.324	102.2	50.210	104.3	2:32.136		70.25	3.106	09:49:17.852
8 -	***46.337***	***93.2***	53.329	104.2	***49.364***	104.8	***2:29.030***	(1)	***71.71***		***09:51:46.882***

P5 6 4 John ANDON — Triumph TR4

IDEAL LAP TIME : 2:29.777 BEST LAP TIME : 2:30.411 DIFFERENCE : 0.634

LAP	SECTOR 1		SECTOR 2		SECTOR 3		LAP TIME		MPH	DIFF	TIME OF DAY
1 -	OUTLAP	72.7	56.322	93.3	53.696	101.9	2:48.167		63.55	17.756	09:34:03.644
2 -	49.227	87.6	54.255	105.6	51.452	104.6	2:34.934		68.98	4.523	09:36:38.578
3 -	47.913	93.5	53.746	106.3	51.521	104.5	2:33.180		69.77	2.769	09:39:11.758
4 -	***46.941***	***94.9***	53.457	106.0	50.180	105.6	2:30.578	(2)	70.98	0.167	09:41:42.336
5 -	47.709	92.1	***52.896***	110.3	50.663	104.8	2:31.268	(3)	70.65	0.857	09:44:13.604
6 -	47.512	93.0	52.959	***112.5***	***49.940***	***106.1***	***2:30.411***	(1)	***71.05***		***09:46:44.015***
7 -	1:08.158	67.0	55.825	105.5	51.068	104.3	2:55.051		61.05	24.640	09:49:39.066

Weather / Track : Bright / Dry

Snetterton 300: 2.9689 miles
Date: 23/04/2022 Start: 09:30 Finish: 09:50

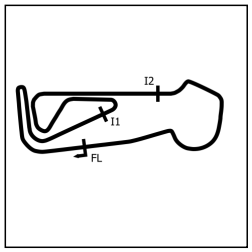

Ecurie Classic Racing & CMMC Classic Challenge

QUALIFYING - RACES 2 & 6 - SECTOR ANALYSIS

SECTOR 1 = FL to I1, SECTOR 2 = I1 to I2, SECTOR 3 = I2 to FL, DIFF = Difference To Personal Best Lap, P = Crossed Finish Line in Pit Lane, D = Time Disallowed

P6 33 B Glenn PEARSON Jaguar Mk1

IDEAL LAP TIME : 2:30.484 BEST LAP TIME : 2:30.648 DIFFERENCE : 0.164

LAP	SECTOR 1		SECTOR 2		SECTOR 3		LAP TIME		MPH	DIFF	TIME OF DAY
1 -	OUTLAP	80.0	58.896	96.0	55.856	102.9	2:51.383		62.36	20.735	09:33:53.135
2 -	49.584	92.0	54.588	105.5	51.827	***105.6***	2:35.999		68.51	5.351	09:36:29.134
3 -	48.051	92.3	54.062	107.7	51.544	104.6	2:33.657		69.55	3.009	09:39:02.791
4 -	47.670	***95.1***	53.618	***110.7***	50.678	104.3	2:31.966	**(3)**	70.33	1.318	09:41:34.757
5 -	47.559	94.3	53.559	109.8	50.836	103.2	2:31.954	**(2)**	70.33	1.306	09:44:06.711
6 -	***46.870***	94.9	53.613	***110.7***	52.787	101.6	2:33.270		69.73	2.622	09:46:39.981
7 -	47.289	94.2	53.616	105.8	52.161	103.7	2:33.066		69.82	2.418	09:49:13.047
8 -	47.034	93.8	***53.231***	107.0	***50.383***	104.6	***2:30.648***	**(1)**	***70.94***		***09:51:43.695***

P7 9 B Darren MCWHIRTER Jaguar Mk1

IDEAL LAP TIME : 2:29.873 BEST LAP TIME : 2:31.014 DIFFERENCE : 1.141

LAP	SECTOR 1		SECTOR 2		SECTOR 3		LAP TIME		MPH	DIFF	TIME OF DAY
1 -	OUTLAP		57.816	92.4	52.056	108.2	2:53.820		61.48	22.806	09:34:33.851
2 -	48.263		53.929	94.6	50.883	106.5	2:33.075		69.82	2.061	09:37:06.926
3 -	47.889		53.424	104.6	50.749	106.8	2:32.062		70.28	1.048	09:39:38.988
4 -	47.740		53.572	97.8	50.650	108.7	2:31.962	**(2)**	70.33	0.948	09:42:10.950
5 -	***47.404***		53.738	***105.0***	***49.872***	108.5	***2:31.014***	**(1)**	***70.77***		***09:44:41.964***
6 -	47.896		54.143	102.7	50.006	***109.2***	2:32.045	**(3)**	70.29	1.031	09:47:14.009
7 -	49.110		55.084	97.9	IN PIT		3:22.485	**P**	52.78	51.471	09:50:36.494
8 -	OUTLAP		***52.597***	98.3	53.383	99.5	2:36.290		68.38	5.276	09:53:12.784

P8 60 3 Nick THOMPSON MGB

IDEAL LAP TIME : 2:31.242 BEST LAP TIME : 2:31.542 DIFFERENCE : 0.300

LAP	SECTOR 1		SECTOR 2		SECTOR 3		LAP TIME		MPH	DIFF	TIME OF DAY
1 -	OUTLAP	88.0	56.633	98.1	54.277	97.9	2:45.631		64.52	14.089	09:33:54.247
2 -	50.290	89.2	55.664	102.4	51.681	98.5	2:37.635		67.80	6.093	09:36:31.882
3 -	48.381	***90.5***	55.260	103.7	IN PIT		3:42.754	**P**	47.98	1:11.212	09:40:14.636
4 -	OUTLAP	86.8	55.209	102.4	50.957	98.2	2:37.420		67.89	5.878	09:42:52.056
5 -	48.224	85.7	55.403	100.0	51.646	97.8	2:35.273	**(3)**	68.83	3.731	09:45:27.329
6 -	47.651	84.7	***53.977***	101.9	***49.914***	98.9	***2:31.542***	**(1)**	***70.52***		***09:47:58.871***
7 -	***47.351***	89.2	54.376	103.0	52.802	***99.2***	2:34.529	**(2)**	69.16	2.987	09:50:33.400
8 -	47.937	86.1	54.279	***105.6***	54.030	95.3	2:36.246		68.40	4.704	09:53:09.646

P9 15 3 James HICKS MGB

IDEAL LAP TIME : 2:32.222 BEST LAP TIME : 2:32.372 DIFFERENCE : 0.150

LAP	SECTOR 1		SECTOR 2		SECTOR 3		LAP TIME		MPH	DIFF	TIME OF DAY
1 -	OUTLAP	75.5	57.204	96.9	54.450	95.0	2:49.509		63.05	17.137	09:34:16.420
2 -	49.322	83.5	55.408	98.3	53.426	***96.9***	2:38.156		67.57	5.784	09:36:54.576
3 -	48.985	86.0	54.507	102.1	52.150	96.5	2:35.642		68.67	3.270	09:39:30.218
4 -	49.335	85.5	54.136	100.1	50.849	94.6	2:34.320		69.25	1.948	09:42:04.538
5 -	***48.113***	89.2	53.773	102.1	50.657	96.4	2:32.543	**(3)**	70.06	0.171	09:44:37.081
6 -	48.167	84.7	53.809	100.9	***50.396***	96.6	***2:32.372***	**(1)**	***70.14***		***09:47:09.453***
7 -	48.178	***90.1***	***53.713***	99.4	50.517	96.1	2:32.408	**(2)**	70.12	0.036	09:49:41.861
8 -	48.178	86.5	53.724	***104.6***	50.853	96.6	2:32.755		69.96	0.383	09:52:14.616

P10 49 B Benjit DHESI Jaguar Mk1

IDEAL LAP TIME : 2:34.123 BEST LAP TIME : 2:34.123 DIFFERENCE : 0.000

LAP	SECTOR 1		SECTOR 2		SECTOR 3		LAP TIME		MPH	DIFF	TIME OF DAY
1 -	OUTLAP	71.0	1:00.703	87.9	55.978	103.5	2:55.640		60.85	21.517	09:34:12.804
2 -	49.628	86.0	57.158	96.5	55.700	101.8	2:42.486		65.77	8.363	09:36:55.290
3 -	49.842	***88.1***	55.170	99.8	53.582	107.0	2:38.594	**(2)**	67.39	4.471	09:39:33.884
4 -	49.027	86.8	56.195	101.0	53.767	108.4	2:38.989	**(3)**	67.22	4.866	09:42:12.873
5 -	***48.056***	87.8	***53.860***	***103.0***	***52.207***	***108.9***	***2:34.123***	**(1)**	***69.34***		***09:44:46.996***
6 -	56.842	80.8	54.605	94.7	1:02.673	108.2	2:54.120		61.38	19.997	09:47:41.116
7 -	49.649	81.1	55.313	99.2	1:06.169	106.0	2:51.131		62.45	17.008	09:50:32.247
8 -	50.608	79.6	54.894	93.8	1:08.682	84.8	2:54.184		61.36	20.061	09:53:26.431

Weather / Track : Bright / Dry

Snetterton 300: 2.9689 miles
Date: 23/04/2022 Start: 09:30 Finish: 09:50

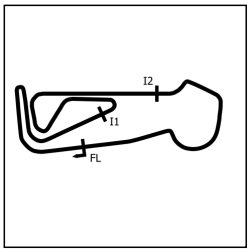

Ecurie Classic Racing & CMMC Classic Challenge

QUALIFYING - RACES 2 & 6 - SECTOR ANALYSIS

SECTOR 1 = FL to I1, SECTOR 2 = I1 to I2, SECTOR 3 = I2 to FL, DIFF = Difference To Personal Best Lap, P = Crossed Finish Line in Pit Lane, D = Time Disallowed

P11 56 C Clive GIMSON — Triumph GT6

IDEAL LAP TIME : 2:34.659 BEST LAP TIME : 2:35.159 DIFFERENCE : 0.500

LAP	SECTOR 1		SECTOR 2		SECTOR 3		LAP TIME		MPH	DIFF	TIME OF DAY
1 -	OUTLAP	74.2	59.926	90.6	56.845	96.4	2:55.735		60.81	20.576	09:34:15.238
2 -	49.749	88.6	55.824	99.5	55.799	***98.2***	2:41.372		66.23	6.213	09:36:56.610
3 -	49.555	86.4	55.154	98.5	52.840	95.5	2:37.549	**(3)**	67.83	2.390	09:39:34.159
4 -	52.382	80.1	55.526	***105.5***	53.285	96.4	2:41.193		66.30	6.034	09:42:15.352
5 -	***49.284***	89.0	55.579	102.4	51.051	96.4	2:35.914	**(2)**	68.55	0.755	09:44:51.266
6 -	49.784	***89.1***	***54.465***	102.1	***50.910***	95.8	***2:35.159***	**(1)**	***68.88***		***09:47:26.425***
7 -	49.878	86.3	55.956	97.2	51.856	92.1	2:37.690		67.77	2.531	09:50:04.115
8 -	51.079	85.3	56.337	97.6	51.977	92.4	2:39.393		67.05	4.234	09:52:43.508

P12 46 3 Freddie WILTSHIRE — MGB

IDEAL LAP TIME : 2:34.779 BEST LAP TIME : 2:35.214 DIFFERENCE : 0.435

LAP	SECTOR 1		SECTOR 2		SECTOR 3		LAP TIME		MPH	DIFF	TIME OF DAY
1 -	OUTLAP	88.8	58.128	101.6	54.198	97.3	2:48.474		63.44	13.260	09:33:53.803
2 -	50.184	89.4	55.099	102.7	51.739	***98.2***	2:37.022	**(2)**	68.06	1.808	09:36:30.825
3 -	48.954	***90.9***	***54.836***	***103.2***	***51.424***	98.1	***2:35.214***	**(1)**	***68.86***		***09:39:06.039***
4 -	***48.519***	89.4	55.052	102.2	IN PIT		3:48.952	**P**	46.68	1:13.738	09:42:54.991
5 -	OUTLAP	87.0	57.519	101.6	54.613	94.7	2:46.076		64.35	10.862	09:45:41.067
6 -	49.910	89.8	55.345	102.2	52.634	96.5	2:37.889		67.69	2.675	09:48:18.956
7 -	50.011	90.3	55.092	102.9	52.283	95.4	2:37.386	**(3)**	67.90	2.172	09:50:56.342

P13 23 D Michael HUNTER — Triumph TR4

IDEAL LAP TIME : 2:35.273 BEST LAP TIME : 2:36.887 DIFFERENCE : 1.614

LAP	SECTOR 1		SECTOR 2		SECTOR 3		LAP TIME		MPH	DIFF	TIME OF DAY
1 -	OUTLAP	78.3	1:01.018	93.3	55.509	96.5	3:02.235		58.64	25.348	09:34:37.868
2 -	49.366	***91.5***	55.277	101.5	***52.386***	100.1	2:37.029	**(2)**	68.06	0.142	09:37:14.897
3 -	50.445	83.0	59.511	97.1	52.665	100.9	2:42.621		65.72	5.734	09:39:57.518
4 -	49.020	90.9	56.385	98.9	53.774	99.1	2:39.179		67.14	2.292	09:42:36.697
5 -	48.891	90.4	55.677	98.9	53.505	101.3	2:38.073		67.61	1.186	09:45:14.770
6 -	48.885	89.8	55.196	100.3	53.363	100.3	2:37.444	**(3)**	67.88	0.557	09:47:52.214
7 -	***48.058***	89.8	55.884	***102.2***	52.945	103.4	***2:36.887***	**(1)**	***68.12***		***09:50:29.101***
8 -	49.942	86.2	***54.829***	98.8	54.281	***104.3***	2:39.052		67.19	2.165	09:53:08.153

P14 151 B John BURTON — Jaguar XK120

IDEAL LAP TIME : 2:37.649 BEST LAP TIME : 2:37.788 DIFFERENCE : 0.139

LAP	SECTOR 1		SECTOR 2		SECTOR 3		LAP TIME		MPH	DIFF	TIME OF DAY
1 -	OUTLAP	74.8	1:03.155	66.7	58.587	103.0	3:02.474		58.57	24.686	09:37:47.091
2 -	50.453	83.6	55.727	101.0	53.418	103.5	2:39.598	**(3)**	66.96	1.810	09:40:26.689
3 -	50.775	87.8	56.420	103.5	52.540	***104.5***	2:39.735		66.91	1.947	09:43:06.424
4 -	49.941	***89.8***	***55.440***	***107.0***	***52.407***	104.2	***2:37.788***	**(1)**	***67.73***		***09:45:44.212***
5 -	***49.802***	89.5	55.843	106.5	53.252	96.4	2:38.897	**(2)**	67.26	1.109	09:48:23.109

P15 11 D Andrew COX — Triumph TR3

IDEAL LAP TIME : 2:37.992 BEST LAP TIME : 2:38.078 DIFFERENCE : 0.086

LAP	SECTOR 1		SECTOR 2		SECTOR 3		LAP TIME		MPH	DIFF	TIME OF DAY
1 -	OUTLAP	64.9	1:08.746	83.4	57.939	90.6	3:13.864		55.13	35.786	09:34:55.566
2 -	1:05.022	52.7	1:06.097	87.3	55.178	96.6	3:06.297		57.37	28.219	09:38:01.863
3 -	51.155	88.0	***56.054***	99.4	52.220	97.8	2:39.429	**(2)**	67.03	1.351	09:40:41.292
4 -	50.513	87.9	57.176	95.7	53.825	***98.8***	2:41.514	**(3)**	66.17	3.436	09:43:22.806
5 -	***50.386***	***88.7***	56.140	***101.0***	***51.552***	98.1	***2:38.078***	**(1)**	***67.61***		***09:46:00.884***

Weather / Track : Bright / Dry

Snetterton 300: 2.9689 miles
Date: 23/04/2022 Start: 09:30 Finish: 09:50

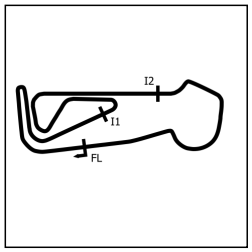

Ecurie Classic Racing & CMMC Classic Challenge

QUALIFYING - RACES 2 & 6 - SECTOR ANALYSIS

SECTOR 1 = FL to I1, SECTOR 2 = I1 to I2, SECTOR 3 = I2 to FL, DIFF = Difference To Personal Best Lap, P = Crossed Finish Line in Pit Lane, D = Time Disallowed

P16 19 C Bruce MCWHIRTER — Jaguar Mk2

IDEAL LAP TIME : 2:38.515 BEST LAP TIME : 2:38.515 DIFFERENCE : 0.000

LAP	SECTOR 1		SECTOR 2		SECTOR 3		LAP TIME		MPH	DIFF	TIME OF DAY
1 -	OUTLAP	68.5	1:01.252	86.5	1:00.364	90.5	3:07.305		57.06	28.790	09:34:45.746
2 -	57.638	82.5	1:04.606	69.6	1:01.781	107.5	3:04.025		58.07	25.510	09:37:49.771
3 -	54.791	81.9	58.489	82.3	55.911	108.2	2:49.191	(3)	63.17	10.676	09:40:38.962
4 -	51.567	***85.5***	56.791	92.3	56.278	94.5	2:44.636	(2)	64.91	6.121	09:43:23.598
5 -	53.729	73.2	57.303	84.9	IN PIT		4:04.028	P	43.79	1:25.513	09:47:27.626
6 -	OUTLAP	69.9	58.711	81.8	57.638	108.4	3:00.167		59.32	21.652	09:50:27.793
7 -	***50.211***	77.0	***55.594***	***100.1***	***52.710***	***108.5***	***2:38.515***	**(1)**	***67.42***		***09:53:06.308***

P17 110 B Simon SEATH — Jaguar Mk1

IDEAL LAP TIME : 2:39.070 BEST LAP TIME : 2:39.442 DIFFERENCE : 0.372

LAP	SECTOR 1		SECTOR 2		SECTOR 3		LAP TIME		MPH	DIFF	TIME OF DAY
1 -	OUTLAP	76.5	59.508	92.1	54.921	102.4	2:53.329		61.66	13.887	09:34:04.247
2 -	51.145	73.2	58.453	94.2	53.993	102.1	2:43.591		65.33	4.149	09:36:47.838
3 -	50.330	83.5	57.827	98.1	53.611	101.6	2:41.768	(3)	66.07	2.326	09:39:29.606
4 -	50.804	83.9	57.660	98.5	55.203	101.3	2:43.667		65.30	4.225	09:42:13.273
5 -	49.933	82.2	57.070	92.6	53.242	101.3	2:40.245	(2)	66.69	0.803	09:44:53.518
6 -	***49.583***	83.6	59.165	95.5	57.120	100.7	2:45.868		64.43	6.426	09:47:39.386
7 -	50.788	85.1	58.790	96.4	55.387	101.0	2:44.965		64.78	5.523	09:50:24.351
8 -	49.955	***88.0***	***56.989***	***100.7***	***52.498***	***103.0***	***2:39.442***	**(1)**	***67.03***		***09:53:03.793***

P18 52 D Phillip LAMBE — Triumph TR6

IDEAL LAP TIME : 2:39.939 BEST LAP TIME : 2:40.853 DIFFERENCE : 0.914

LAP	SECTOR 1		SECTOR 2		SECTOR 3		LAP TIME		MPH	DIFF	TIME OF DAY
1 -	OUTLAP	73.4	1:00.608	88.1	56.973	104.8	2:59.525		59.53	18.672	09:34:23.504
2 -	52.346	77.7	59.258	89.7	57.048	***109.1***	2:48.652		63.37	7.799	09:37:12.156
3 -	52.456	77.4	1:00.753	88.8	54.919	107.7	2:48.128		63.57	7.275	09:40:00.284
4 -	51.347	82.7	56.886	96.0	55.638	103.2	2:43.871		65.22	3.018	09:42:44.155
5 -	51.305	80.6	57.616	93.5	55.414	101.5	2:44.335		65.03	3.482	09:45:28.490
6 -	51.253	80.5	56.717	102.6	***53.766***	102.6	2:41.736	(2)	66.08	0.883	09:48:10.226
7 -	52.446	83.0	57.371	96.5	53.925	107.5	2:43.742	(3)	65.27	2.889	09:50:53.968
8 -	***50.454***	***84.6***	***55.719***	***111.1***	54.680	108.7	***2:40.853***	**(1)**	***66.44***		***09:53:34.821***

P19 28 3 Dave BROWN — MG Roadster

IDEAL LAP TIME : 2:40.411 BEST LAP TIME : 2:41.242 DIFFERENCE : 0.831

LAP	SECTOR 1		SECTOR 2		SECTOR 3		LAP TIME		MPH	DIFF	TIME OF DAY
1 -	OUTLAP	75.6	1:05.538	93.8	57.040	94.1	3:06.103		57.43	24.861	09:34:48.997
2 -	56.998	76.7	1:00.993	***98.2***	53.769	93.2	2:51.760		62.22	10.518	09:37:40.757
3 -	50.622	82.7	57.947	94.9	53.791	93.4	2:42.360	(3)	65.82	1.118	09:40:23.117
4 -	50.528	85.8	57.411	96.6	53.303	93.9	***2:41.242***	**(1)**	***66.28***		***09:43:04.359***
5 -	51.038	82.7	***57.011***	92.8	54.763	93.9	2:42.812		65.64	1.570	09:45:47.171
6 -	***50.473***	***85.9***	57.093	96.8	55.653	89.3	2:43.219		65.48	1.977	09:48:30.390
7 -	51.709	83.0	57.316	96.4	***52.927***	***94.5***	2:41.952	(2)	65.99	0.710	09:51:12.342

P20 50 A Charles COLLEDGE — Mini Marcos Mk3

IDEAL LAP TIME : 2:44.456 BEST LAP TIME : 2:44.909 DIFFERENCE : 0.453

LAP	SECTOR 1		SECTOR 2		SECTOR 3		LAP TIME		MPH	DIFF	TIME OF DAY
1 -	OUTLAP	60.0	1:07.991	76.0	1:07.284	79.4	3:22.720		52.72	37.811	09:34:46.227
2 -	1:08.268	73.8	1:03.586	83.6	1:01.702	95.0	3:13.556		55.21	28.647	09:37:59.783
3 -	56.897	75.7	1:01.033	91.0	59.435	96.6	2:57.365		60.26	12.456	09:40:57.148
4 -	53.876	76.4	1:00.681	92.3	57.596	97.2	2:52.153		62.08	7.244	09:43:49.301
5 -	***52.012***	79.3	58.909	90.6	56.900	97.3	2:47.821	(2)	63.68	2.912	09:46:37.122
6 -	52.666	79.6	1:00.018	***93.7***	55.874	96.6	2:48.558	(3)	63.40	3.649	09:49:25.680
7 -	52.465	***80.1***	***57.575***	93.0	***54.869***	***97.5***	***2:44.909***	**(1)**	***64.81***		***09:52:10.589***

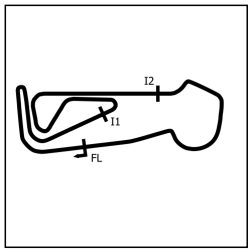

Ecurie Classic Racing & CMMC Classic Challenge

QUALIFYING - RACES 2 & 6 - SECTOR ANALYSIS

SECTOR 1 = FL to I1, SECTOR 2 = I1 to I2, SECTOR 3 = I2 to FL, DIFF = Difference To Personal Best Lap, P = Crossed Finish Line in Pit Lane, D = Time Disallowed

P21 5 I Chris TOWNSEND Bentley Mk6

IDEAL LAP TIME : 2:45.018 BEST LAP TIME : 2:45.864 DIFFERENCE : 0.846

LAP	SECTOR 1		SECTOR 2		SECTOR 3		LAP TIME	MPH	DIFF	TIME OF DAY
1 -	OUTLAP	68.8	1:00.232	86.7	57.842	91.8	3:00.549	59.19	14.685	09:34:47.503
2 -	1:00.265	79.6	1:01.344	72.0	59.598	***97.8***	3:01.207	58.98	15.343	09:37:48.710
3 -	52.246	78.2	57.904	85.4	***56.365***	97.2	2:46.515 **(3)**	64.18	0.651	09:40:35.225
4 -	52.823	80.7	58.093	***90.8***	57.164	89.3	2:48.080	63.58	2.216	09:43:23.305
5 -	52.565	***82.7***	56.991	86.8	56.390	92.8	2:45.946 **(2)**	64.40	0.082	09:46:09.251
6 -	52.423	82.1	58.116	86.1	56.847	93.5	2:47.386	63.85	1.522	09:48:56.637
7 -	***51.861***	82.5	***56.792***	88.0	57.211	86.3	***2:45.864*** **(1)**	***64.43***		***09:51:42.501***

P22 4 3 Marwan ANDON MGA

IDEAL LAP TIME : 2:46.972 BEST LAP TIME : 2:46.972 DIFFERENCE : 0.000

LAP	SECTOR 1		SECTOR 2		SECTOR 3		LAP TIME	MPH	DIFF	TIME OF DAY
1 -	OUTLAP		1:01.969	80.7	1:02.987	92.6	3:11.802	55.72	24.830	09:34:45.038
2 -	1:10.596	61.5	1:03.034	86.1	1:00.193	90.6	3:13.823	55.14	26.851	09:37:58.861
3 -	53.281	83.8	1:00.549	90.8	55.940	96.4	2:49.770 **(3)**	62.95	2.798	09:40:48.631
4 -	***53.045***	76.4	***58.439***	98.3	***55.488***	97.3	***2:46.972*** **(1)**	***64.01***		***09:43:35.603***
5 -	55.750	***86.9***	59.762	92.4	57.127	***97.9***	2:52.639	61.91	5.667	09:46:28.242
6 -	53.432	81.8	1:00.124	***99.4***	56.219	88.7	2:49.775	62.95	2.803	09:49:18.017
7 -	53.404	84.6	59.447	94.7	56.694	96.0	2:49.545 **(2)**	63.03	2.573	09:52:07.562

P23 247 A Pete RICHARDS Clan Crusader

IDEAL LAP TIME : 2:44.839 BEST LAP TIME : 2:49.160 DIFFERENCE : 4.321

LAP	SECTOR 1		SECTOR 2		SECTOR 3		LAP TIME	MPH	DIFF	TIME OF DAY
1 -	OUTLAP	69.6	1:04.688	79.2	57.112	***82.2***	3:02.628	58.52	13.468	09:34:17.049
2 -	53.812	73.9	1:01.360	84.6	56.650	79.2	2:51.822 **(3)**	62.20	2.662	09:37:08.871
3 -	53.501	75.4	1:00.089	85.3	***55.598***	80.2	2:49.188 **(2)**	63.17	0.028	09:39:58.059
4 -	51.555	***79.1***	***58.764***	***87.3***	58.841	80.1	***2:49.160*** **(1)**	***63.18***		***09:42:47.219***

P24 4 I Vernon MOORE Bentley Mk6 Special

IDEAL LAP TIME : 2:49.168 BEST LAP TIME : 2:49.492 DIFFERENCE : 0.324

LAP	SECTOR 1		SECTOR 2		SECTOR 3		LAP TIME	MPH	DIFF	TIME OF DAY
1 -	OUTLAP	66.0	1:03.170	87.0	58.244	96.1	3:05.799	57.52	16.307	09:34:51.074
2 -	1:01.675	76.6	1:00.057	86.4	58.307	97.3	3:00.039	59.36	10.547	09:37:51.113
3 -	55.361	***85.0***	1:00.403	85.5	***56.383***	***98.3***	2:52.147	62.08	2.655	09:40:43.260
4 -	54.104	80.6	1:00.035	86.2	57.079	97.8	2:51.218 **(3)**	62.42	1.726	09:43:34.478
5 -	55.633	82.3	59.831	***89.1***	57.225	97.8	2:52.689	61.89	3.197	09:46:27.167
6 -	***53.883***	78.5	***58.902***	88.5	56.707	97.5	***2:49.492*** **(1)**	***63.05***		***09:49:16.659***
7 -	54.080	81.5	59.062	82.7	56.812	97.3	2:49.954 **(2)**	62.88	0.462	09:52:06.613

P25 37 E Nic STRONG Marcos 3.0 GT

IDEAL LAP TIME : 2:53.043 BEST LAP TIME : DIFFERENCE :

LAP	SECTOR 1		SECTOR 2		SECTOR 3		LAP TIME	MPH	DIFF	TIME OF DAY
1 -	OUTLAP	71.9	1:02.650	***97.9***	***56.064***	***110.9***	3:01.295	58.95		09:34:50.253

Ecurie Classic Racing & CMMC Classic Challenge

QUALIFYING - RACES 2 & 6 - BEST SECTORS

SECTOR 1				SECTOR 2				SECTOR 3			
POS	NO	NAME	TIME	NO	NAME	TIME	NO	NAME	TIME
1	64	SPARROW R / SPA	45.698	64	SPARROW R / SPA	51.237	57	CHARLTON	48.575
2	57	CHARLTON	45.808	57	CHARLTON	51.927	64	SPARROW R / SPA	48.609
3	25	WEBB	46.174	25	WEBB	52.362	25	WEBB	48.664
4	678	STOWE	46.337	9	MCWHIRTER	52.597	678	STOWE	49.364
5	33	PEARSON	46.870	6	ANDON	52.896	9	MCWHIRTER	49.872
6	6	ANDON	46.941	678	STOWE	52.974	60	THOMPSON	49.914
7	60	THOMPSON	47.351	33	PEARSON	53.231	6	ANDON	49.940
8	9	MCWHIRTER	47.404	15	HICKS	53.713	33	PEARSON	50.383
9	49	DHESI	48.056	49	DHESI	53.860	15	HICKS	50.396
10	23	HUNTER	48.058	60	THOMPSON	53.977	56	GIMSON	50.910
11	15	HICKS	48.113	56	GIMSON	54.465	46	WILTSHIRE	51.424
12	46	WILTSHIRE	48.519	23	HUNTER	54.829	11	COX	51.552
13	56	GIMSON	49.284	46	WILTSHIRE	54.836	49	DHESI	52.207
14	110	SEATH	49.583	151	BURTON	55.440	23	HUNTER	52.386
15	151	BURTON	49.802	19	MCWHIRTER	55.594	151	BURTON	52.407
16	19	MCWHIRTER	50.211	52	LAMBE	55.719	110	SEATH	52.498
17	11	COX	50.386	11	COX	56.054	19	MCWHIRTER	52.710
18	52	LAMBE	50.454	5	TOWNSEND	56.792	28	BROWN	52.927
19	28	BROWN	50.473	110	SEATH	56.989	52	LAMBE	53.766
20	247	RICHARDS	50.477	28	BROWN	57.011	50	COLLEDGE	54.869
21	5	TOWNSEND	51.861	50	COLLEDGE	57.575	4	ANDON	55.488
22	50	COLLEDGE	52.012	4	ANDON	58.439	247	RICHARDS	55.598
23	4	ANDON	53.045	37	STRONG	58.685	37	STRONG	56.064
24	4	MOORE	53.883	247	RICHARDS	58.764	5	TOWNSEND	56.365
25	37	STRONG	58.294	4	MOORE	58.902	4	MOORE	56.383

IDEAL / BEST COMPARISON					
POS	NO	NAME	IDEAL	BEST	DIFF
		PERFECT LAP	2:25.510		
1	64	SPARROW R / SPARI	2:25.544	2:26.139	0.595
2	57	CHARLTON	2:26.310	2:26.330	0.020
3	25	WEBB	2:27.200	2:27.200	0.000
4	678	STOWE	2:28.675	2:29.030	0.355
5	6	ANDON	2:29.777	2:30.411	0.634
6	9	MCWHIRTER	2:29.873	2:31.014	1.141
7	33	PEARSON	2:30.484	2:30.648	0.164
8	60	THOMPSON	2:31.242	2:31.542	0.300
9	15	HICKS	2:32.222	2:32.372	0.150
10	49	DHESI	2:34.123	2:34.123	0.000
11	56	GIMSON	2:34.659	2:35.159	0.500
12	46	WILTSHIRE	2:34.779	2:35.214	0.435
13	23	HUNTER	2:35.273	2:36.887	1.614
14	151	BURTON	2:37.649	2:37.788	0.139
15	11	COX	2:37.992	2:38.078	0.086
16	19	MCWHIRTER	2:38.515	2:38.515	0.000
17	110	SEATH	2:39.070	2:39.442	0.372
18	52	LAMBE	2:39.939	2:40.853	0.914
19	28	BROWN	2:40.411	2:41.242	0.831
20	50	COLLEDGE	2:44.456	2:44.909	0.453
21	247	RICHARDS	2:44.839	2:49.160	4.321
22	5	TOWNSEND	2:45.018	2:45.864	0.846
23	4	ANDON	2:46.972	2:46.972	0.000
24	4	MOORE	2:49.168	2:49.492	0.324
25	37	STRONG	2:53.043		

Weather / Track : Bright / Dry

Snetterton 300: 2.9689 miles
Date: 23/04/2022 Start: 09:30 Finish: 09:50

Results can be found at www.tsl-timing.com

Printed - 09:57 Saturday, 23 April 2022

Ecurie Classic Racing & CMMC Classic Challenge

QUALIFYING - RACES 2 & 6 - BEST SPEEDS

	INTERMEDIATE 1			INTERMEDIATE 2			FINISH LINE		
POS	NO	NAME	MPH	NO	NAME	MPH	NO	NAME	MPH
1	57	CHARLTON	97.8	57	CHARLTON	115.9	57	CHARLTON	111.4
2	33	PEARSON	95.1	64	SPARROW R / SPARROW M	115.1	37	STRONG	110.9
3	6	ANDON	94.9	25	WEBB	112.7	9	MCWHIRTER	109.2
4	25	WEBB	94.3	6	ANDON	112.5	52	LAMBE	109.1
5	678	STOWE	93.2	52	LAMBE	111.1	49	DHESI	108.9
6	23	HUNTER	91.5	33	PEARSON	110.7	64	SPARROW R / SPARROW M	108.5
7	46	WILTSHIRE	90.9	678	STOWE	107.8	19	MCWHIRTER	108.5
8	60	THOMPSON	90.5	151	BURTON	107.0	6	ANDON	106.1
9	15	HICKS	90.1	60	THOMPSON	105.6	33	PEARSON	105.6
10	151	BURTON	89.8	56	GIMSON	105.5	678	STOWE	105.0
11	56	GIMSON	89.1	9	MCWHIRTER	105.0	25	WEBB	104.8
12	11	COX	88.7	15	HICKS	104.6	151	BURTON	104.5
13	49	DHESI	88.1	46	WILTSHIRE	103.2	23	HUNTER	104.3
14	110	SEATH	88.0	49	DHESI	103.0	110	SEATH	103.0
15	4	ANDON	86.9	23	HUNTER	102.2	60	THOMPSON	99.2
16	28	BROWN	85.9	11	COX	101.0	11	COX	98.8
17	19	MCWHIRTER	85.5	110	SEATH	100.7	4	MOORE	98.3
18	4	MOORE	85.0	19	MCWHIRTER	100.1	56	GIMSON	98.2
19	52	LAMBE	84.6	4	ANDON	99.4	46	WILTSHIRE	98.2
20	5	TOWNSEND	82.7	28	BROWN	98.2	4	ANDON	97.9
21	50	COLLEDGE	80.1	37	STRONG	97.9	5	TOWNSEND	97.8
22	247	RICHARDS	79.1	50	COLLEDGE	93.7	50	COLLEDGE	97.5
23	37	STRONG	74.9	5	TOWNSEND	90.8	15	HICKS	96.9
24				4	MOORE	89.1	28	BROWN	94.5
25				247	RICHARDS	87.3	247	RICHARDS	82.2

Weather / Track : Bright / Dry

Snetterton 300: 2.9689 miles
Date: 23/04/2022 Start: 09:30 Finish: 09:50

Results can be found at www.tsl-timing.com

Printed - 09:57 Saturday, 23 April 2022

Ecurie Classic Racing & CMMC Classic Challenge

QUALIFYING - RACES 2 & 6 - STATISTICS

Competitors Started	25
Planned Start	2022-04-23 @ 09:30:00.000
Actual Start	2022-04-23 @ 09:30:54.658
Finish Time	2022-04-23 @ 09:50:56.325
Track Length	2.9689mi.
Total Laps	175
Total Distance Covered	519.5595mi.

Session Fastest Lap History

NO	CL	NAME	LAP TIME	TIME OF DAY	LAP	VEHICLE
25	B	**Nigel WEBB**	**2:28.935**	09:36:11.863	2	Jaguar Mk1
25	B	**Nigel WEBB**	**2:27.200**	09:38:39.060	3	Jaguar Mk1
64	4	**SPARROW R / SPARROW M**	**2:26.971**	09:41:52.013	4	Porsche 911
64	4	**SPARROW R / SPARROW M**	**2:26.139**	09:44:18.153	5	Porsche 911

Flag History

TYPE	TIME OF DAY
GREEN	09:30:54.658
FINISH	09:50:56.325

Flag Statistics

TYPE	COUNT	TOTAL LAPS	TOTAL TIME
Green	1	8	24:14.390
Red	0	0	0.000
Safety Car	0	0	0.000
FCY	0	0	0.000

Ecurie Classic Racing & CMMC Classic Challenge

QUALIFYING - RACES 2 & 6 - STATISTICS

CLASS : 3

5 Starters

Fastest Lap History

NO	NAME	LAP TIME	TIME OF DAY	LAP	VEHICLE
46	**Freddie WILTSHIRE**	**2:37.022**	09:36:30.827	2	MGB
46	**Freddie WILTSHIRE**	**2:35.214**	09:39:06.040	3	MGB
15	**James HICKS**	**2:34.320**	09:42:04.536	4	MGB
15	**James HICKS**	**2:32.543**	09:44:37.078	5	MGB
15	**James HICKS**	**2:32.372**	09:47:09.450	6	MGB
60	**Nick THOMPSON**	**2:31.542**	09:47:58.870	6	MGB

Weather / Track : Bright / Dry

Snetterton 300: 2.9689 miles
Date: 23/04/2022 Start: 09:30 Finish: 09:50

Ecurie Classic Racing & CMMC Classic Challenge

QUALIFYING - RACES 2 & 6 - STATISTICS

CLASS : 4

3 Starters

Fastest Lap History

NO	NAME	LAP TIME	TIME OF DAY	LAP	VEHICLE
6	**John ANDON**	**2:34.934**	09:36:38.573	2	Triumph TR4
6	**John ANDON**	**2:33.180**	09:39:11.753	3	Triumph TR4
678	**Martin STOWE**	**2:32.207**	09:39:12.187	3	TVR Grantura Mk3
6	**John ANDON**	**2:30.578**	09:41:42.331	4	Triumph TR4
64	**SPARROW R / SPARROW M**	**2:26.971**	09:41:52.013	4	Porsche 911
64	**SPARROW R / SPARROW M**	**2:26.139**	09:44:18.153	5	Porsche 911

Ecurie Classic Racing & CMMC Classic Challenge

QUALIFYING - RACES 2 & 6 - STATISTICS

CLASS : B

6 Starters

Fastest Lap History

NO	NAME	LAP TIME	TIME OF DAY	LAP	VEHICLE
25	**Nigel WEBB**	**2:28.935**	09:36:11.863	2	Jaguar Mk1
25	**Nigel WEBB**	**2:27.200**	09:38:39.060	3	Jaguar Mk1

Weather / Track : Bright / Dry

Snetterton 300: 2.9689 miles
Date: 23/04/2022 Start: 09:30 Finish: 09:50

Ecurie Classic Racing & CMMC Classic Challenge

QUALIFYING - RACES 2 & 6 - STATISTICS

CLASS : C

1 Starters

Fastest Lap History

NO	NAME	LAP TIME	TIME OF DAY	LAP	VEHICLE
19	**Bruce MCWHIRTER**	**3:04.025**	09:37:49.772	2	Jaguar Mk2
19	**Bruce MCWHIRTER**	**2:49.191**	09:40:38.963	3	Jaguar Mk2
19	**Bruce MCWHIRTER**	**2:44.636**	09:43:23.600	4	Jaguar Mk2
19	**Bruce MCWHIRTER**	**2:38.515**	09:53:06.308	7	Jaguar Mk2

Ecurie Classic Racing & CMMC Classic Challenge

QUALIFYING - RACES 2 & 6 - STATISTICS

CLASS : I

2 Starters

Fastest Lap History

NO	NAME	LAP TIME	TIME OF DAY	LAP	VEHICLE
5	**Chris TOWNSEND**	**3:01.207**	09:37:48.783	2	Bentley Mk6
4	**Vernon MOORE**	**3:00.039**	09:37:51.115	2	Bentley Mk6 Special
5	**Chris TOWNSEND**	**2:46.515**	09:40:35.299	3	Bentley Mk6
5	**Chris TOWNSEND**	**2:45.946**	09:46:09.329	5	Bentley Mk6
5	**Chris TOWNSEND**	**2:45.864**	09:51:42.585	7	Bentley Mk6

Ecurie Classic Racing & CMMC Classic Challenge

QUALIFYING - RACES 2 & 6 - STATISTICS

CLASS : D

4 Starters

Fastest Lap History

NO	NAME	LAP TIME	TIME OF DAY	LAP	VEHICLE
57	**Alan CHARLTON**	**2:31.035**	09:36:17.997	2	Triumph TR6
57	**Alan CHARLTON**	**2:29.234**	09:38:47.233	3	Triumph TR6
57	**Alan CHARLTON**	**2:29.085**	09:43:46.499	5	Triumph TR6
57	**Alan CHARLTON**	**2:28.724**	09:48:45.932	7	Triumph TR6
57	**Alan CHARLTON**	**2:26.330**	09:51:12.262	8	Triumph TR6

Ecurie Classic Racing & CMMC Classic Challenge

QUALIFYING - RACES 2 & 6 - STATISTICS

CLASS : A

2 Starters

Fastest Lap History

NO	NAME	LAP TIME	TIME OF DAY	LAP	VEHICLE
247	**Pete RICHARDS**	**2:51.822**	09:37:08.880	2	Clan Crusader
247	**Pete RICHARDS**	**2:49.188**	09:39:58.068	3	Clan Crusader
247	**Pete RICHARDS**	**2:49.160**	09:42:47.228	4	Clan Crusader
50	**Charles COLLEDGE**	**2:47.821**	09:46:37.151	5	Mini Marcos Mk3
50	**Charles COLLEDGE**	**2:44.909**	09:52:10.618	7	Mini Marcos Mk3

Ecurie Classic Racing & CMMC Classic Challenge

QUALIFYING - RACES 2 & 6 - STATISTICS

CLASS : C

2 Starters

Fastest Lap History

NO	NAME	LAP TIME	TIME OF DAY	LAP	VEHICLE
678	**Martin STOWE**	**2:35.440**	09:36:39.981	2	TVR Grantura Mk3
678	**Martin STOWE**	**2:32.207**	09:39:12.187	3	TVR Grantura Mk3
678	**Martin STOWE**	**2:30.940**	09:41:43.127	4	TVR Grantura Mk3
678	**Martin STOWE**	**2:30.677**	09:44:13.804	5	TVR Grantura Mk3
678	**Martin STOWE**	**2:29.030**	09:51:46.897	8	TVR Grantura Mk3

Weather / Track : Bright / Dry

Snetterton 300: 2.9689 miles
Date: 23/04/2022 Start: 09:30 Finish: 09:50

Classic & Modern Motorsport Club - Classic Challenge

RACE 6 - GRID (20 minutes) - AMENDED

ROW 6	11	37	Nic STRONG			
ROW 5	9	247	Pete RICHARDS	2:49.160	10	4	Vernon MOORE	2:49.492
ROW 4	7	50	Charles COLLEDGE	2:44.909	8	5	Chris TOWNSEND	2:45.864
ROW 3	5	11	Andrew COX	2:38.078	6	52	Phillip LAMBE	2:40.853
ROW 2	3	56	Clive GIMSON	2:35.159	4	23	Michael HUNTER	2:36.887
ROW 1	1	57	Alan CHARLTON	2:26.330	2	678	Martin STOWE	2:29.030

Pole

Car 37 allowed to start from the back of the grid.

Snetterton 300: 2.9689 miles

These results are provisional until the conclusion of any judicial and technical matters.

Clerk Of Course : Julian Floyd	Stewards :	Timekeeper : Nick Palmer

Classic & Modern Motorsport Club - Classic Challenge

RACE 6 - GRID (20 minutes)

ROW 5	9	247	Pete RICHARDS	2:49.160	10	4	Vernon MOORE
ROW 4	7	50	Charles COLLEDGE	2:44.909	8	5	Chris TOWNSEND
ROW 3	5	11	Andrew COX	2:38.078	6	52	Phillip LAMBE
ROW 2	3	56	Clive GIMSON	2:35.159	4	23	Michael HUNTER
ROW 1	1	57	Alan CHARLTON	2:26.330	2	678	Martin STOWE

Pole

Snetterton 300: 2.9689 miles

These results are provisional until the conclusion of any judicial and technical matters.

Clerk Of Course : Julian Floyd	Stewards :	Timekeeper : Nick Palmer

Classic & Modern Motorsport Club - Classic Challenge

RACE 6 - CLASSIFICATION

POS	NO	CL	PIC	NAME	ENTRY	LAPS	TIME	GAP	DIFF	MPH	BEST	ON
1	**37**	E	*1*	Nic STRONG	Marcos 3.0 GT	**9**	22:14.410			72.08	**2:24.826**	6
2	**57**	D	*1*	Alan CHARLTON	Triumph TR6	**9**	22:24.727	**10.317**	10.317	71.53	**2:25.625**	6
3	**678**	C	*1*	Martin STOWE	TVR Grantura Mk3	**9**	22:46.229	**31.819**	21.502	70.40	**2:29.827**	2
4	**11**	D	*2*	Andrew COX	Triumph TR3	**9**	24:25.734	**2:11.324**	1:39.505	65.62	**2:38.198**	5
5	**23**	D	*3*	Michael HUNTER	Triumph TR4	**8**	22:25.272	**1 Lap**	1 Lap	63.55	**2:38.805**	5
6	**52**	D	*4*	Phillip LAMBE	Triumph TR6	**8**	22:34.792	**1 Lap**	9.520	63.11	**2:45.705**	5
7	**5**	I	*1*	Chris TOWNSEND	Bentley Mk6	**8**	22:39.054	**1 Lap**	4.262	62.91	**2:45.728**	8
8	**4**	I	*2*	Vernon MOORE	Bentley Mk6 Special	**8**	22:49.920	**1 Lap**	10.866	62.41	**2:46.479**	6
9	**50**	A	*1*	Charles COLLEDGE	Mini Marcos Mk3	**8**	23:51.250	**1 Lap**	1:01.330	59.74	**2:47.763**	2
					NOT CLASSIFIED							
DNF	**56**	C		Clive GIMSON	Triumph GT6	**1**	2:45.399	**8 Laps**	7 Laps	64.61	**2:45.399**	1
DNF	**247**	A		Pete RICHARDS	Clan Crusader	**0**						

FASTEST LAP

37	E	Nic STRONG	Marcos 3.0 GT	**6**	2:24.826	73.79 mph	118.76 kph
57	D	Alan CHARLTON	Triumph TR6	**6**	2:25.625	73.39 mph	118.11 kph
678	C	Martin STOWE	TVR Grantura Mk3	**2**	2:29.827	71.33 mph	114.80 kph
5	I	Chris TOWNSEND	Bentley Mk6	**8**	2:45.728	64.49 mph	103.78 kph
50	A	Charles COLLEDGE	Mini Marcos Mk3	**2**	2:47.763	63.70 mph	102.53 kph

Race Distance: 9 Laps / 26.72 miles
Snetterton 300: 2.9689 miles
Date: 23/04/2022 Start: 16:46 Finish: 17:08

Weather / Track : Bright / Dry
These results are provisional until the conclusion of any judicial and technical matters.

Clerk Of Course : Julian Floyd	Stewards :	Timekeeper : Nick Palmer

Classic & Modern Motorsport Club - Classic Challenge

RACE 6 - LAP CHART

LAP 1		@ 16:49:08.916
NO	BEHIND	LAP TIME
678		2:36.567
57	1.316	2:37.883
37	7.558	2:44.125
23	8.102	2:44.669
56	8.832	2:45.399
11	16.663	2:53.230
52	18.723	2:55.290
5	20.706	2:57.273
50	21.544	2:58.111
4	21.841	2:58.408

LAP 2		@ 16:51:38.743
NO	BEHIND	LAP TIME
678		2:29.827
57	1.902	2:30.413
37	4.982	2:27.251
23	23.335	2:45.060
11	30.953	2:44.117
52	36.505	2:47.609
5	38.922	2:48.043
50	39.480	2:47.763
4	44.503	2:52.489

LAP 3		@ 16:54:09.460
NO	BEHIND	LAP TIME
57		2:28.815
678	0.735	2:31.452
37	1.451	2:27.186
23	38.924	2:46.306
11	41.790	2:41.554
52	1:00.156	2:54.368
5	1:01.856	2:53.651
50	1:02.341	2:53.578
4	1:08.255	2:54.469

LAP 4		@ 16:56:37.198
NO	BEHIND	LAP TIME
57		2:27.738
37	0.579	2:26.866
678	5.735	2:32.738
23	53.475	2:42.289
11	57.357	2:43.305
52	1:24.303	2:51.885
5	1:26.072	2:51.954
50	1:26.692	2:52.089
4	1:31.984	2:51.467

LAP 5		@ 16:59:03.831
NO	BEHIND	LAP TIME
37		2:26.054
57	1.057	2:27.690
678	10.259	2:31.157
23	1:05.647	2:38.805
11	1:08.922	2:38.198
52	1:43.375	2:45.705
5	1:46.595	2:47.156
50	1:48.114	2:48.055
4	1:55.711	2:50.360

Weather / Track : Bright / Dry

Snetterton 300: 2.9689 miles
Date: 23/04/2022 Start: 16:46 Finish: 17:08

Classic & Modern Motorsport Club - Classic Challenge

RACE 6 - LAP CHART

LAP 6		@ 17:01:28.657
NO	BEHIND	LAP TIME
37		2:24.826
57	1.856	2:25.625
678	16.089	2:30.656
11	1:26.128	2:42.032
23	1:26.676	2:45.855
52	2:05.034	2:46.485
5	2:08.880	2:47.111
50	2:15.967	2:52.679
4	2:17.364	2:46.479

LAP 7		@ 17:03:53.545
NO	BEHIND	LAP TIME
37		2:24.888
57	7.079	2:30.111
678	21.482	2:30.281
11	1:44.337	2:43.097
23	2:21.894	3:20.106 **P**
52	2:26.303	2:46.157

LAP 8		@ 17:06:20.030
NO	BEHIND	LAP TIME
37		2:26.485
5	1 Lap	2:48.138
57	9.360	2:28.766
4	1 Lap	2:47.381
678	26.803	2:31.806
50	1 Lap	3:43.045 **P**
11	1:57.821	2:39.969

LAP 9		@ 17:08:46.759
NO	BEHIND	LAP TIME
37		2:26.729
57	10.317	2:27.686
23	1 Lap	2:42.182
52	1 Lap	2:47.293
5	1 Lap	2:45.728
678	31.819	2:31.745
4	1 Lap	2:48.867
50	1 Lap	2:55.930
11	2:11.324	2:40.232

Weather / Track : Bright / Dry

Snetterton 300: 2.9689 miles
Date: 23/04/2022 Start: 16:46 Finish: 17:08

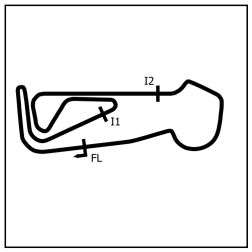

Classic & Modern Motorsport Club - Classic Challenge

RACE 6 - SECTOR ANALYSIS

SECTOR 1 = FL to I1, SECTOR 2 = I1 to I2, SECTOR 3 = I2 to FL, DIFF = Difference To Personal Best Lap, P = Crossed Finish Line in Pit Lane, D = Time Disallowed

P1 37 E Nic STRONG — Marcos 3.0 GT

IDEAL LAP TIME : 2:23.702 BEST LAP TIME : 2:24.826 DIFFERENCE : 1.124

LAP	SECTOR 1		SECTOR 2		SECTOR 3		LAP TIME	MPH	DIFF	TIME OF DAY
1 -		81.8	54.685	93.5	49.994	112.7	2:44.125	65.12	19.299	16:49:16.474
2 -	46.820	92.9	51.594	96.5	48.837	112.9	2:27.251	72.58	2.425	16:51:43.725
3 -	45.561	***94.6***	52.406	101.2	49.219	***114.1***	2:27.186	72.61	2.360	16:54:10.911
4 -	47.052	85.2	51.600	103.4	48.214	110.5	2:26.866	72.77	2.040	16:56:37.777
5 -	45.771	82.1	51.740	***111.4***	48.543	108.0	2:26.054 **(3)**	73.17	1.228	16:59:03.831
6 -	45.364	93.2	51.270	102.4	***48.192***	110.3	***2:24.826*** **(1)**	***73.79***		***17:01:28.657***
7 -	***44.833***	90.0	51.188	99.7	48.867	111.4	2:24.888 **(2)**	73.76	0.062	17:03:53.545
8 -	46.091	84.7	***50.677***	95.5	49.717	112.0	2:26.485	72.96	1.659	17:06:20.030
9 -	46.059	81.7	51.748	92.3	48.922	110.0	2:26.729	72.84	1.903	17:08:46.759

P2 57 D Alan CHARLTON — Triumph TR6

IDEAL LAP TIME : 2:25.486 BEST LAP TIME : 2:25.625 DIFFERENCE : 0.139

LAP	SECTOR 1		SECTOR 2		SECTOR 3		LAP TIME	MPH	DIFF	TIME OF DAY
1 -		89.8	52.267	99.4	51.124	110.3	2:37.883	67.69	12.258	16:49:10.232
2 -	46.598	89.9	52.882	99.4	50.933	110.1	2:30.413	71.05	4.788	16:51:40.645
3 -	46.245	91.4	52.024	111.2	50.546	110.5	2:28.815	71.82	3.190	16:54:09.460
4 -	46.306	83.6	52.047	107.2	49.385	110.3	2:27.738	72.34	2.113	16:56:37.198
5 -	46.100	84.5	51.645	***114.1***	49.945	***111.4***	2:27.690 **(3)**	72.36	2.065	16:59:04.888
6 -	***45.576***	***92.3***	***51.311***	109.8	48.738	110.9	***2:25.625*** **(1)**	***73.39***		***17:01:30.513***
7 -	46.373	88.1	53.226	110.0	50.512	109.2	2:30.111	71.20	4.486	17:04:00.624
8 -	46.044	85.0	52.624	106.6	50.098	110.9	2:28.766	71.84	3.141	17:06:29.390
9 -	45.760	91.4	53.327	106.8	***48.599***	111.2	2:27.686 **(2)**	72.37	2.061	17:08:57.076

P3 678 C Martin STOWE — TVR Grantura Mk3

IDEAL LAP TIME : 2:29.351 BEST LAP TIME : 2:29.827 DIFFERENCE : 0.476

LAP	SECTOR 1		SECTOR 2		SECTOR 3		LAP TIME	MPH	DIFF	TIME OF DAY
1 -		85.7	53.271	98.1	50.287	103.0	2:36.567	68.26	6.740	16:49:08.916
2 -	46.839	***89.7***	***53.234***	100.3	***49.754***	103.5	***2:29.827*** **(1)**	***71.33***		***16:51:38.743***
3 -	46.492	88.8	53.632	101.9	51.328	***105.0***	2:31.452	70.57	1.625	16:54:10.195
4 -	47.920	83.4	54.366	98.6	50.452	102.7	2:32.738	69.97	2.911	16:56:42.933
5 -	46.799	87.9	53.449	***103.4***	50.909	93.2	2:31.157	70.70	1.330	16:59:14.090
6 -	47.167	86.7	53.379	100.7	50.110	103.7	2:30.656 **(3)**	70.94	0.829	17:01:44.746
7 -	***46.363***	88.4	53.379	97.1	50.539	102.6	2:30.281 **(2)**	71.12	0.454	17:04:15.027
8 -	47.103	86.5	53.920	99.4	50.783	99.2	2:31.806	70.40	1.979	17:06:46.833
9 -	47.482	86.7	53.546	93.9	50.717	100.3	2:31.745	70.43	1.918	17:09:18.578

P4 11 D Andrew COX — Triumph TR3

IDEAL LAP TIME : 2:38.198 BEST LAP TIME : 2:38.198 DIFFERENCE : 0.000

LAP	SECTOR 1		SECTOR 2		SECTOR 3		LAP TIME	MPH	DIFF	TIME OF DAY
1 -		84.7	59.127	91.8	53.724	97.3	2:53.230	61.69	15.032	16:49:25.579
2 -	50.848	83.3	56.948	93.2	56.321	95.5	2:44.117	65.12	5.919	16:52:09.696
3 -	50.901	83.8	56.922	96.4	53.731	96.2	2:41.554	66.15	3.356	16:54:51.250
4 -	50.437	86.4	56.968	96.1	55.900	93.3	2:43.305	65.44	5.107	16:57:34.555
5 -	***50.201***	***87.8***	***55.612***	96.6	***52.385***	***98.6***	***2:38.198*** **(1)**	***67.56***		***17:00:12.753***
6 -	51.591	85.8	56.489	94.5	53.952	94.5	2:42.032	65.96	3.834	17:02:54.785
7 -	51.391	84.6	59.125	91.8	52.581	***98.6***	2:43.097	65.53	4.899	17:05:37.882
8 -	50.632	84.3	56.569	***97.3***	52.768	97.1	2:39.969 **(2)**	66.81	1.771	17:08:17.851
9 -	50.795	82.5	56.861	92.6	52.576	84.0	2:40.232 **(3)**	66.70	2.034	17:10:58.083

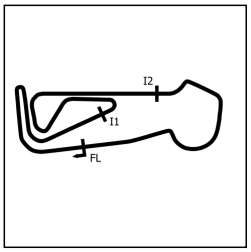

Classic & Modern Motorsport Club - Classic Challenge

RACE 6 - SECTOR ANALYSIS

SECTOR 1 = FL to I1, SECTOR 2 = I1 to I2, SECTOR 3 = I2 to FL, DIFF = Difference To Personal Best Lap, P = Crossed Finish Line in Pit Lane, D = Time Disallowed

P5 23 D Michael HUNTER — Triumph TR4

IDEAL LAP TIME : 2:37.709 BEST LAP TIME : 2:38.805 DIFFERENCE : 1.096

LAP	SECTOR 1		SECTOR 2		SECTOR 3		LAP TIME		MPH	DIFF	TIME OF DAY
1 -		***89.2***	***55.990***	***100.6***	52.780	98.1	2:44.669	**(3)**	64.90	5.864	16:49:17.018
2 -	51.240	85.0	58.728	86.0	55.092	93.0	2:45.060		64.75	6.255	16:52:02.078
3 -	50.963	83.3	58.140	91.3	57.203	94.7	2:46.306		64.26	7.501	16:54:48.384
4 -	52.071	80.8	57.627	98.3	***52.591***	***99.7***	2:42.289	**(2)**	65.85	3.484	16:57:30.673
5 -	***49.128***	87.3	56.445	96.9	53.232	97.6	***2:38.805***	**(1)**	***67.30***		***17:00:09.478***
6 -	52.614	79.7	58.115	94.7	55.126	69.9	2:45.855		64.44	7.050	17:02:55.333
7 -	56.492	82.7	58.629	96.1	IN PIT		3:20.106	**P**	53.41	41.301	17:06:15.439
8 -	OUTLAP	87.4	56.574	***100.6***	53.246	94.6	2:42.182		65.90	3.377	17:08:57.621

P6 52 D Phillip LAMBE — Triumph TR6

IDEAL LAP TIME : 2:44.413 BEST LAP TIME : 2:45.705 DIFFERENCE : 1.292

LAP	SECTOR 1		SECTOR 2		SECTOR 3		LAP TIME		MPH	DIFF	TIME OF DAY
1 -		75.2	59.585	83.5	56.893	110.1	2:55.290		60.97	9.585	16:49:27.639
2 -	***51.884***	74.8	58.286	86.0	57.439	***111.4***	2:47.609		63.76	1.904	16:52:15.248
3 -	52.571	73.3	1:01.762	77.3	1:00.035	103.2	2:54.368		61.29	8.663	16:55:09.616
4 -	53.993	70.1	1:00.353	87.0	57.539	106.1	2:51.885		62.18	6.180	16:58:01.501
5 -	52.578	73.5	***57.402***	89.3	55.725	105.6	***2:45.705***	**(1)**	***64.50***		***17:00:47.206***
6 -	52.168	75.9	58.039	87.2	56.278	109.1	2:46.485	**(3)**	64.19	0.780	17:03:33.691
7 -	52.139	75.4	57.701	***90.9***	56.317	97.9	2:46.157	**(2)**	64.32	0.452	17:06:19.848
8 -	52.900	***78.2***	59.266	89.1	***55.127***	108.2	2:47.293		63.88	1.588	17:09:07.141

P7 5 I Chris TOWNSEND — Bentley Mk6

IDEAL LAP TIME : 2:44.591 BEST LAP TIME : 2:45.728 DIFFERENCE : 1.137

LAP	SECTOR 1		SECTOR 2		SECTOR 3		LAP TIME		MPH	DIFF	TIME OF DAY
1 -		81.2	58.856	***94.6***	57.339	97.5	2:57.273		60.29	11.545	16:49:29.622
2 -	***51.767***	***83.8***	58.699	90.6	57.577	***97.6***	2:48.043		63.60	2.315	16:52:17.665
3 -	53.108	76.7	1:00.220	82.7	1:00.323	97.2	2:53.651		61.54	7.923	16:55:11.316
4 -	53.625	78.4	1:00.221	87.4	58.108	97.3	2:51.954		62.15	6.226	16:58:03.270
5 -	52.767	77.0	58.123	89.9	56.266	97.2	2:47.156	**(3)**	63.94	1.428	17:00:50.426
6 -	53.065	79.4	57.901	87.8	56.145	96.8	2:47.111	**(2)**	63.95	1.383	17:03:37.537
7 -	53.934	79.4	57.816	90.6	56.388	90.0	2:48.138		63.56	2.410	17:06:25.675
8 -	52.904	77.5	***57.563***	88.8	***55.261***	96.5	***2:45.728***	**(1)**	***64.49***		***17:09:11.403***

P8 4 I Vernon MOORE — Bentley Mk6 Special

IDEAL LAP TIME : 2:46.479 BEST LAP TIME : 2:46.479 DIFFERENCE : 0.000

LAP	SECTOR 1		SECTOR 2		SECTOR 3		LAP TIME		MPH	DIFF	TIME OF DAY
1 -		79.7	58.560	85.9	57.617	***100.4***	2:58.408		59.90	11.929	16:49:30.757
2 -	54.343	***83.1***	1:00.663	86.1	57.483	99.1	2:52.489		61.96	6.010	16:52:23.246
3 -	56.311	74.3	1:00.165	84.3	57.993	98.3	2:54.469		61.26	7.990	16:55:17.715
4 -	54.767	79.1	1:00.213	80.9	56.487	99.5	2:51.467		62.33	4.988	16:58:09.182
5 -	55.088	77.4	59.025	83.0	56.247	100.0	2:50.360		62.73	3.881	17:00:59.542
6 -	***53.698***	80.3	***57.787***	86.8	***54.994***	99.4	***2:46.479***	**(1)**	***64.20***		***17:03:46.021***
7 -	53.937	77.4	57.944	***86.9***	55.500	100.1	2:47.381	**(2)**	63.85	0.902	17:06:33.402
8 -	54.332	75.2	58.176	76.9	56.359	99.5	2:48.867	**(3)**	63.29	2.388	17:09:22.269

P9 50 A Charles COLLEDGE — Mini Marcos Mk3

IDEAL LAP TIME : 2:47.006 BEST LAP TIME : 2:47.763 DIFFERENCE : 0.757

LAP	SECTOR 1		SECTOR 2		SECTOR 3		LAP TIME		MPH	DIFF	TIME OF DAY
1 -		80.4	59.805	***94.3***	58.336	97.9	2:58.111		60.00	10.348	16:49:30.460
2 -	***51.870***	***82.6***	58.318	90.0	57.575	***98.9***	***2:47.763***	**(1)**	***63.70***		***16:52:18.223***
3 -	53.002	76.0	1:00.091	83.9	1:00.485	97.5	2:53.578		61.57	5.815	16:55:11.801
4 -	53.636	79.3	1:00.245	87.0	58.208	95.3	2:52.089	**(3)**	62.10	4.326	16:58:03.890
5 -	52.919	78.4	***58.165***	88.0	***56.971***	85.0	2:48.055	**(2)**	63.59	0.292	17:00:51.945
6 -	55.851	79.3	59.710	92.3	57.118	79.4	2:52.679		61.89	4.916	17:03:44.624
7 -	58.068	71.3	1:04.239	77.9	IN PIT		3:43.045	**P**	47.91	55.282	17:07:27.669
8 -	OUTLAP	74.4	1:00.514	90.0	59.659	71.3	2:55.930		60.75	8.167	17:10:23.599

Weather / Track : Bright / Dry

Snetterton 300: 2.9689 miles
Date: 23/04/2022 Start: 16:46 Finish: 17:08

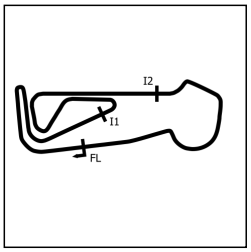

Classic & Modern Motorsport Club - Classic Challenge

RACE 6 - SECTOR ANALYSIS

SECTOR 1 = FL to I1, SECTOR 2 = I1 to I2, SECTOR 3 = I2 to FL, DIFF = Difference To Personal Best Lap, P = Crossed Finish Line in Pit Lane, D = Time Disallowed

P10 56 C Clive GIMSON Triumph GT6

IDEAL LAP TIME : 2:37.932 BEST LAP TIME : 2:45.399 DIFFERENCE : 7.467

LAP	SECTOR 1		SECTOR 2		SECTOR 3		LAP TIME	MPH	DIFF	TIME OF DAY
1 -		***86.1***	***56.767***	***100.9***	***51.841***	***95.0***	***2:45.399*** **(1)**	***64.61***		***16:49:17.748***

Weather / Track : Bright / Dry

Snetterton 300: 2.9689 miles
Date: 23/04/2022 Start: 16:46 Finish: 17:08

Classic & Modern Motorsport Club - Classic Challenge

RACE 6 - BEST SECTORS

	SECTOR 1			SECTOR 2			SECTOR 3			IDEAL / BEST COMPARISON					
POS	NO	NAME	TIME	NO	NAME	TIME	NO	NAME	TIME	POS	NO	NAME	IDEAL	BEST	DIFF
												PERFECT LAP	2:23.702		
1	37	STRONG	44.833	37	STRONG	50.677	37	STRONG	48.192	1	37	STRONG	2:23.702	2:24.826	1.124
2	57	CHARLTON	45.576	57	CHARLTON	51.311	57	CHARLTON	48.599	2	57	CHARLTON	2:25.486	2:25.625	0.139
3	678	STOWE	46.363	678	STOWE	53.234	678	STOWE	49.754	3	678	STOWE	2:29.351	2:29.827	0.476
4	23	HUNTER	49.128	11	COX	55.612	56	GIMSON	51.841	4	23	HUNTER	2:37.709	2:38.805	1.096
5	56	GIMSON	49.324	23	HUNTER	55.990	11	COX	52.385	5	56	GIMSON	2:37.932	2:45.399	7.467
6	11	COX	50.201	56	GIMSON	56.767	23	HUNTER	52.591	6	11	COX	2:38.198	2:38.198	0.000
7	5	TOWNSEND	51.767	52	LAMBE	57.402	4	MOORE	54.994	7	52	LAMBE	2:44.413	2:45.705	1.292
8	50	COLLEDGE	51.870	5	TOWNSEND	57.563	52	LAMBE	55.127	8	5	TOWNSEND	2:44.591	2:45.728	1.137
9	52	LAMBE	51.884	4	MOORE	57.787	5	TOWNSEND	55.261	9	4	MOORE	2:46.479	2:46.479	0.000
10	4	MOORE	53.698	50	COLLEDGE	58.165	50	COLLEDGE	56.971	10	50	COLLEDGE	2:47.006	2:47.763	0.757
11															

Weather / Track : Bright / Dry

Snetterton 300: 2.9689 miles
Date: 23/04/2022 Start: 16:46 Finish: 17:08

Results can be found at www.tsl-timing.com

Printed - 17:11 Saturday, 23 April 2022

Classic & Modern Motorsport Club - Classic Challenge

RACE 6 - BEST SPEEDS

	INTERMEDIATE 1			INTERMEDIATE 2			FINISH LINE		
POS	NO	NAME	MPH	NO	NAME	MPH	NO	NAME	MPH
1	**37**	STRONG	**94.6**	**57**	CHARLTON	**114.1**	**37**	STRONG	**114.1**
2	**57**	CHARLTON	**92.3**	**37**	STRONG	**111.4**	**57**	CHARLTON	**111.4**
3	**678**	STOWE	**89.7**	**678**	STOWE	**103.4**	**52**	LAMBE	**111.4**
4	**23**	HUNTER	**89.2**	**56**	GIMSON	**100.9**	**678**	STOWE	**105.0**
5	**11**	COX	**87.8**	**23**	HUNTER	**100.6**	**4**	MOORE	**100.4**
6	**56**	GIMSON	**86.1**	**11**	COX	**97.3**	**23**	HUNTER	**99.7**
7	**5**	TOWNSEND	**83.8**	**5**	TOWNSEND	**94.6**	**50**	COLLEDGE	**98.9**
8	**4**	MOORE	**83.1**	**50**	COLLEDGE	**94.3**	**11**	COX	**98.6**
9	**50**	COLLEDGE	**82.6**	**52**	LAMBE	**90.9**	**5**	TOWNSEND	**97.6**
10	**52**	LAMBE	**78.2**	**4**	MOORE	**86.9**	**56**	GIMSON	**95.0**
11									

Weather / Track : Bright / Dry

Snetterton 300: 2.9689 miles
Date: 23/04/2022 Start: 16:46 Finish: 17:08

Results can be found at www.tsl-timing.com

Printed - 17:11 Saturday, 23 April 2022

Classic & Modern Motorsport Club - Classic Challenge

RACE 6 - STATISTICS

Competitors Started	11
Planned Start	2022-04-23 @ 16:50:00.000
Actual Start	2022-04-23 @ 16:46:32.348
Finish Time	2022-04-23 @ 17:08:44.273
Track Length	2.9689mi.
Total Laps	77
Total Distance Covered	228.6061mi.

Session Fastest Lap History

NO	CL	NAME	LAP TIME	TIME OF DAY	LAP	VEHICLE
678	C	**Martin STOWE**	**2:36.567**	16:49:08.931	1	TVR Grantura Mk3
678	C	**Martin STOWE**	**2:29.827**	16:51:38.758	2	TVR Grantura Mk3
37	E	**Nic STRONG**	**2:27.251**	16:51:43.730	2	Marcos 3.0 GT
37	E	**Nic STRONG**	**2:27.186**	16:54:10.916	3	Marcos 3.0 GT
37	E	**Nic STRONG**	**2:26.866**	16:56:37.783	4	Marcos 3.0 GT
37	E	**Nic STRONG**	**2:26.054**	16:59:03.840	5	Marcos 3.0 GT
37	E	**Nic STRONG**	**2:24.826**	17:01:28.663	6	Marcos 3.0 GT

Session Leader History

NO	CL	NAME	FROM LAP	LAPS LED	DISTANCE	VEHICLE
678	C	**Martin STOWE**	1	2	5.93 miles	TVR Grantura Mk3
57	D	**Alan CHARLTON**	3	2	5.93 miles	Triumph TR6
37	E	**Nic STRONG**	5	5	14.84 miles	Marcos 3.0 GT

Flag History

TYPE	TIME OF DAY
GREEN	16:46:32.348
FINISH	17:08:44.273

Flag Statistics

TYPE	COUNT	TOTAL LAPS	TOTAL TIME
Green	1	9	24:36.134
Red	0	0	0.000
Safety Car	0	0	0.000
FCY	0	0	0.000

Classic & Modern Motorsport Club - Classic Challenge

RACE 6 - STATISTICS

CLASS : I

2 Starters

Fastest Lap History

NO	NAME	LAP TIME	TIME OF DAY	LAP	VEHICLE
5	**Chris TOWNSEND**	**2:57.273**	16:49:29.696	1	Bentley Mk6
5	**Chris TOWNSEND**	**2:48.043**	16:52:17.739	2	Bentley Mk6
5	**Chris TOWNSEND**	**2:47.156**	17:00:50.500	5	Bentley Mk6
5	**Chris TOWNSEND**	**2:47.111**	17:03:37.611	6	Bentley Mk6
4	**Vernon MOORE**	**2:46.479**	17:03:46.022	6	Bentley Mk6 Special
5	**Chris TOWNSEND**	**2:45.728**	17:09:11.478	8	Bentley Mk6

Leader History

NO	NAME	FROM LAP	LAPS LED	DISTANCE	VEHICLE
5	**Chris TOWNSEND**	1	8	23.75 miles	Bentley Mk6

Classic & Modern Motorsport Club - Classic Challenge

RACE 6 - STATISTICS

CLASS : D

4 Starters

Fastest Lap History

NO	NAME	LAP TIME	TIME OF DAY	LAP	VEHICLE
57	**Alan CHARLTON**	**2:37.883**	16:49:10.284	1	Triumph TR6
57	**Alan CHARLTON**	**2:30.413**	16:51:40.697	2	Triumph TR6
57	**Alan CHARLTON**	**2:28.815**	16:54:09.511	3	Triumph TR6
57	**Alan CHARLTON**	**2:27.738**	16:56:37.248	4	Triumph TR6
57	**Alan CHARLTON**	**2:27.690**	16:59:04.939	5	Triumph TR6
57	**Alan CHARLTON**	**2:25.625**	17:01:30.565	6	Triumph TR6

Leader History

NO	NAME	FROM LAP	LAPS LED	DISTANCE	VEHICLE
57	**Alan CHARLTON**	1	9	26.72 miles	Triumph TR6

Classic & Modern Motorsport Club - Classic Challenge

RACE 6 - STATISTICS

CLASS : A

2 Starters

Fastest Lap History

NO	NAME	LAP TIME	TIME OF DAY	LAP	VEHICLE
50	**Charles COLLEDGE**	**2:58.111**	16:49:30.488	1	Mini Marcos Mk3
50	**Charles COLLEDGE**	**2:47.763**	16:52:18.252	2	Mini Marcos Mk3

Leader History

NO	NAME	FROM LAP	LAPS LED	DISTANCE	VEHICLE
50	**Charles COLLEDGE**	1	8	23.75 miles	Mini Marcos Mk3

Weather / Track : Bright / Dry

Snetterton 300: 2.9689 miles
Date: 23/04/2022 Start: 16:46 Finish: 17:08

Classic & Modern Motorsport Club - Classic Challenge

RACE 6 - STATISTICS

CLASS : C

2 Starters

Fastest Lap History

NO	NAME	LAP TIME	TIME OF DAY	LAP	VEHICLE
678	**Martin STOWE**	**2:36.567**	16:49:08.931	1	TVR Grantura Mk3
678	**Martin STOWE**	**2:29.827**	16:51:38.758	2	TVR Grantura Mk3

Leader History

NO	NAME	FROM LAP	LAPS LED	DISTANCE	VEHICLE
678	**Martin STOWE**	1	9	26.72 miles	TVR Grantura Mk3

Weather / Track : Bright / Dry

Snetterton 300: 2.9689 miles
Date: 23/04/2022 Start: 16:46 Finish: 17:08

Classic & Modern Motorsport Club - Classic Challenge

RACE 6 - STATISTICS

CLASS : E

1 Starters

Fastest Lap History

NO	NAME	LAP TIME	TIME OF DAY	LAP	VEHICLE
37	**Nic STRONG**	**2:44.125**	16:49:16.480	1	Marcos 3.0 GT
37	**Nic STRONG**	**2:27.251**	16:51:43.730	2	Marcos 3.0 GT
37	**Nic STRONG**	**2:27.186**	16:54:10.916	3	Marcos 3.0 GT
37	**Nic STRONG**	**2:26.866**	16:56:37.783	4	Marcos 3.0 GT
37	**Nic STRONG**	**2:26.054**	16:59:03.840	5	Marcos 3.0 GT
37	**Nic STRONG**	**2:24.826**	17:01:28.663	6	Marcos 3.0 GT

Leader History

NO	NAME	FROM LAP	LAPS LED	DISTANCE	VEHICLE
37	**Nic STRONG**	1	9	26.72 miles	Marcos 3.0 GT

ECURIE CLASSIC RACING

www.ecurieclassicracing.co.uk

ECURIE CLASSIC RACING

Snetterton 300

23rd April 2022

TSL SPORTS TIMING TIMING SOLUTIONS LTD

Timing & Results Provided by Timing Solutions Ltd

www.tsl-timing.com

Snetterton 300

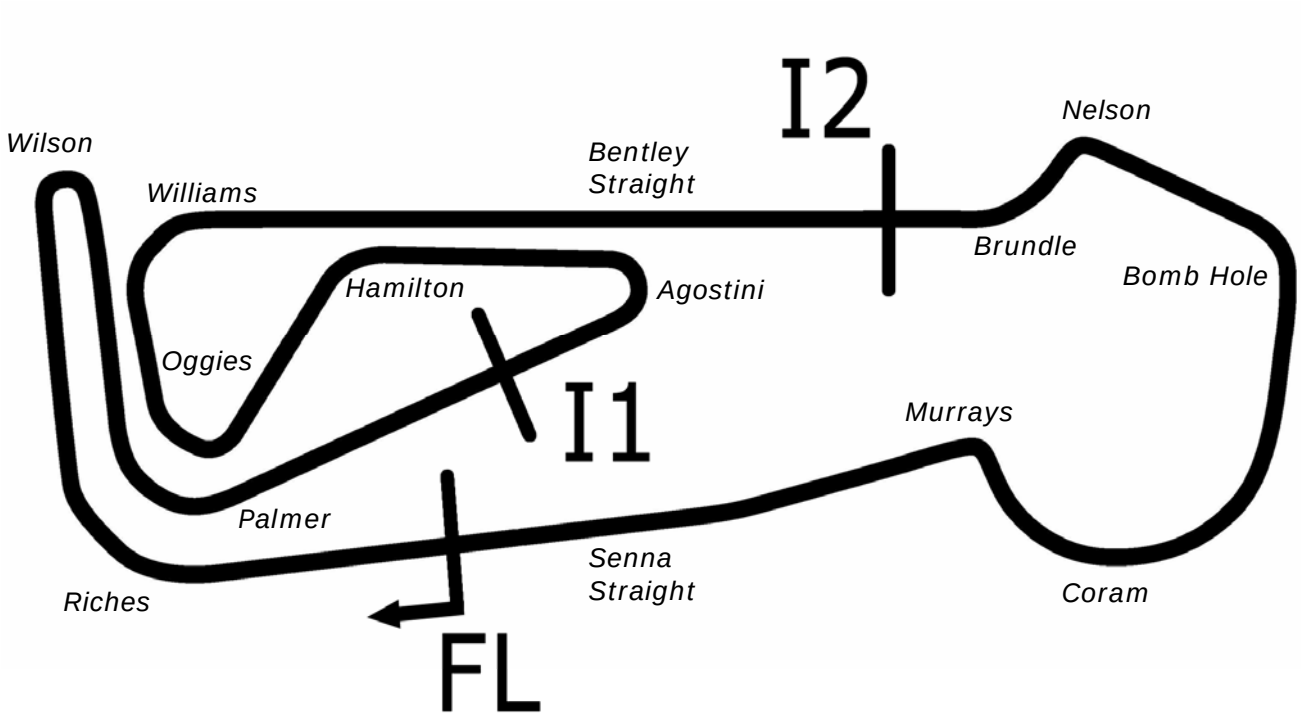

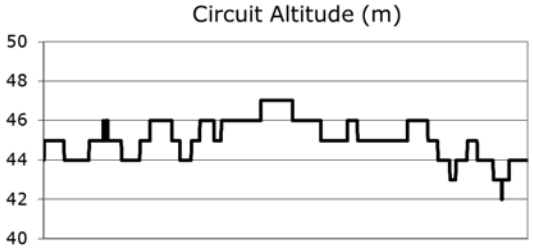

Length	2.9689 miles	4778.0 m	
FL		52.46340 N	0.94476 E
I1	1545m	52.46487 N	0.94466 E
I2	3198m	52.46617 N	0.94964 E
Pit Entry	4572m	52.46364 N	0.94774 E
Pit Exit	40m after FL	52.46338 N	0.94420 E

Pit Entry–Pit Exit 246m, 17.7s @50kph, 14.7s @60kph

All results available at www.tsl-timing.com

Ecurie Classic Racing & CMMC Classic Challenge

QUALIFYING - RACES 2 & 6 - CLASSIFICATION

POS	NO	CL	PIC	NAME	ENTRY	TIME	ON	LAPS	GAP	DIFF	MPH
1	**64**	4	1	**SPARROW R / SPARROW M**	Porsche 911	**2:26.139**	5	8			73.13
2	**57**	D	1	**Alan CHARLTON**	Triumph TR6	**2:26.330**	8	8	**0.191**	0.191	73.04
3	**25**	B	1	**Nigel WEBB**	Jaguar Mk1	**2:27.200**	3	8	**1.061**	0.870	72.60
4	**678**	4	2	**Martin STOWE**	TVR Grantura Mk3	**2:29.030**	8	8	**2.891**	1.830	71.71
5	**6**	4	3	**John ANDON**	Triumph TR4	**2:30.411**	6	7	**4.272**	1.381	71.05
6	**33**	B	2	**Glenn PEARSON**	Jaguar Mk1	**2:30.648**	8	8	**4.509**	0.237	70.94
7	**9**	B	3	**Darren MCWHIRTER**	Jaguar Mk1	**2:31.014**	5	8	**4.875**	0.366	70.77
8	**60**	3	1	**Nick THOMPSON**	MGB	**2:31.542**	6	8	**5.403**	0.528	70.52
9	**15**	3	2	**James HICKS**	MGB	**2:32.372**	6	8	**6.233**	0.830	70.14
10	**49**	B	4	**Benjit DHESI**	Jaguar Mk1	**2:34.123**	5	8	**7.984**	1.751	69.34
11	**56**	C	2	**Clive GIMSON**	Triumph GT6	**2:35.159**	6	8	**9.020**	1.036	68.88
12	**46**	3	3	**Freddie WILTSHIRE**	MGB	**2:35.214**	3	7	**9.075**	0.055	68.86
13	**23**	D	2	**Michael HUNTER**	Triumph TR4	**2:36.887**	7	8	**10.748**	1.673	68.12
14	**151**	B	5	**John BURTON**	Jaguar XK120	**2:37.788**	4	5	**11.649**	0.901	67.73
15	**11**	D	3	**Andrew COX**	Triumph TR3	**2:38.078**	5	5	**11.939**	0.290	67.61
16	**19**	C	1	**Bruce MCWHIRTER**	Jaguar Mk2	**2:38.515**	7	7	**12.376**	0.437	67.42
17	**110**	B	6	**Simon SEATH**	Jaguar Mk1	**2:39.442**	8	8	**13.303**	0.927	67.03
18	**52**	D	4	**Phillip LAMBE**	Triumph TR6	**2:40.853**	8	8	**14.714**	1.411	66.44
19	**28**	3	4	**Dave BROWN**	MG Roadster	**2:41.242**	4	7	**15.103**	0.389	66.28
20	**50**	A	1	**Charles COLLEDGE**	Mini Marcos Mk3	**2:44.909**	7	7	**18.770**	3.667	64.81
21	**5**	I	1	**Chris TOWNSEND**	Bentley Mk6	**2:45.864**	7	7	**19.725**	0.955	64.43
22	**4**	3	5	**Marwan ANDON**	MGA	**2:46.972**	4	7	**20.833**	1.108	64.01
23	**247**	A	2	**Pete RICHARDS**	Clan Crusader	**2:49.160**	4	4	**23.021**	2.188	63.18
24	**4**	I	2	**Vernon MOORE**	Bentley Mk6 Special	**2:49.492**	6	7	**23.353**	0.332	63.05
25	**37**	E	1	**Nic STRONG**	Marcos 3.0 GT			1			

Weather / Track : Bright / Dry

Snetterton 300: 2.9689 miles

These results are provisional until the conclusion of any judicial and technical matters.

Date: 23/04/2022 Start: 09:30 Finish: 09:50

Clerk Of Course : Julian Floyd	Stewards :	Timekeeper : Nick Palmer

Results can be found at www.tsl-timing.com

Printed - 09:55 Saturday, 23 April 2022

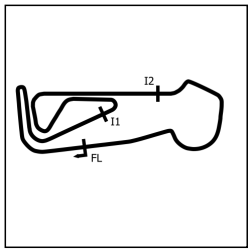

Ecurie Classic Racing & CMMC Classic Challenge

QUALIFYING - RACES 2 & 6 - SECTOR ANALYSIS

SECTOR 1 = FL to I1, SECTOR 2 = I1 to I2, SECTOR 3 = I2 to FL, DIFF = Difference To Personal Best Lap, P = Crossed Finish Line in Pit Lane, D = Time Disallowed

P1 64 4 SPARROW R / SPARROW M — Porsche 911

IDEAL LAP TIME : 2:25.544 BEST LAP TIME : 2:26.139 DIFFERENCE : 0.595

LAP	SECTOR 1		SECTOR 2		SECTOR 3		LAP TIME		MPH	DIFF	TIME OF DAY
1 -	OUTLAP		58.154	88.7	56.180	106.5	2:51.767		62.22	25.628	09:34:13.353
2 -	49.416		57.194	98.5	52.681	107.0	2:39.291		67.09	13.152	09:36:52.644
3 -	47.823		53.944	110.3	50.637	105.8	2:32.404	(3)	70.12	6.265	09:39:25.048
4 -	46.513		***51.237***	114.9	49.221	***108.5***	2:26.971	(2)	72.72	0.832	09:41:52.019
5 -	45.850		51.680	***115.1***	***48.609***	108.0	***2:26.139***	(1)	***73.13***		***09:44:18.158***
6 -	***45.698***		51.393	110.9	IN PIT		3:38.159	P	48.99	1:12.020	09:47:56.317
7 -	OUTLAP		52.842	111.1	50.433	102.7	2:37.626		67.80	11.487	09:50:33.943
8 -	49.513		54.671	91.3	55.772	104.5	2:39.956		66.81	13.817	09:53:13.899

P2 57 D Alan CHARLTON — Triumph TR6

IDEAL LAP TIME : 2:26.310 BEST LAP TIME : 2:26.330 DIFFERENCE : 0.020

LAP	SECTOR 1		SECTOR 2		SECTOR 3		LAP TIME		MPH	DIFF	TIME OF DAY
1 -	OUTLAP	71.3	55.807	107.2	51.716	108.9	2:42.713		65.68	16.383	09:33:46.912
2 -	46.954	88.3	53.900	113.9	50.181	111.1	2:31.035		70.76	4.705	09:36:17.947
3 -	***45.808***	95.7	52.418	111.8	51.008	110.7	2:29.234		71.61	2.904	09:38:47.181
4 -	46.563	94.9	52.803	110.1	50.815	110.3	2:30.181		71.16	3.851	09:41:17.362
5 -	46.535	90.4	***51.927***	109.1	50.623	110.3	2:29.085	(3)	71.69	2.755	09:43:46.447
6 -	46.886	89.3	53.723	108.5	50.101	110.7	2:30.710		70.91	4.380	09:46:17.157
7 -	46.211	95.0	52.336	111.4	50.177	111.1	2:28.724	(2)	71.86	2.394	09:48:45.881
8 -	45.823	***97.8***	51.932	***115.9***	***48.575***	***111.4***	***2:26.330***	(1)	***73.04***		***09:51:12.211***

P3 25 B Nigel WEBB — Jaguar Mk1

IDEAL LAP TIME : 2:27.200 BEST LAP TIME : 2:27.200 DIFFERENCE : 0.000

LAP	SECTOR 1		SECTOR 2		SECTOR 3		LAP TIME		MPH	DIFF	TIME OF DAY
1 -	OUTLAP	85.9	53.604	105.1	50.468	103.4	2:36.715		68.20	9.515	09:33:42.931
2 -	46.824	88.0	52.938	110.0	49.173	104.3	2:28.935	(3)	71.76	1.735	09:36:11.866
3 -	***46.174***	***94.3***	***52.362***	112.5	***48.664***	104.3	***2:27.200***	(1)	***72.60***		***09:38:39.066***
4 -	46.496	93.2	52.708	***112.7***	48.818	103.2	2:28.022	(2)	72.20	0.822	09:41:07.088
5 -	46.846	90.4	53.424	104.5	IN PIT		3:46.966	P	47.09	1:19.766	09:44:54.054
6 -	OUTLAP	87.1	54.874	105.1	53.811	103.2	2:44.117		65.12	16.917	09:47:38.171
7 -	48.823	90.4	53.892	112.5	52.219	102.9	2:34.934		68.98	7.734	09:50:13.105
8 -	47.959	92.6	54.296	108.0	51.011	***104.8***	2:33.266		69.73	6.066	09:52:46.371

P4 678 4 Martin STOWE — TVR Grantura Mk3

IDEAL LAP TIME : 2:28.675 BEST LAP TIME : 2:29.030 DIFFERENCE : 0.355

LAP	SECTOR 1		SECTOR 2		SECTOR 3		LAP TIME		MPH	DIFF	TIME OF DAY
1 -	OUTLAP	72.3	59.381	81.4	53.936	103.2	2:51.900		62.17	22.870	09:34:04.525
2 -	50.640	83.4	54.242	101.6	50.558	104.5	2:35.440		68.76	6.410	09:36:39.965
3 -	47.265	92.8	53.486	102.9	51.456	103.8	2:32.207		70.22	3.177	09:39:12.172
4 -	47.416	91.1	53.560	106.3	49.964	103.5	2:30.940	(3)	70.81	1.910	09:41:43.112
5 -	47.525	82.1	***52.974***	***107.8***	50.178	***105.0***	2:30.677	(2)	70.93	1.647	09:44:13.789
6 -	47.947	92.6	53.934	98.2	50.046	104.5	2:31.927		70.35	2.897	09:46:45.716
7 -	46.602	89.2	55.324	102.2	50.210	104.3	2:32.136		70.25	3.106	09:49:17.852
8 -	***46.337***	***93.2***	53.329	104.2	***49.364***	104.8	***2:29.030***	(1)	***71.71***		***09:51:46.882***

P5 6 4 John ANDON — Triumph TR4

IDEAL LAP TIME : 2:29.777 BEST LAP TIME : 2:30.411 DIFFERENCE : 0.634

LAP	SECTOR 1		SECTOR 2		SECTOR 3		LAP TIME		MPH	DIFF	TIME OF DAY
1 -	OUTLAP	72.7	56.322	93.3	53.696	101.9	2:48.167		63.55	17.756	09:34:03.644
2 -	49.227	87.6	54.255	105.6	51.452	104.6	2:34.934		68.98	4.523	09:36:38.578
3 -	47.913	93.5	53.746	106.3	51.521	104.5	2:33.180		69.77	2.769	09:39:11.758
4 -	***46.941***	***94.9***	53.457	106.0	50.180	105.6	2:30.578	(2)	70.98	0.167	09:41:42.336
5 -	47.709	92.1	***52.896***	110.3	50.663	104.8	2:31.268	(3)	70.65	0.857	09:44:13.604
6 -	47.512	93.0	52.959	***112.5***	***49.940***	***106.1***	***2:30.411***	(1)	***71.05***		***09:46:44.015***
7 -	1:08.158	67.0	55.825	105.5	51.068	104.3	2:55.051		61.05	24.640	09:49:39.066

Weather / Track : Bright / Dry

Snetterton 300: 2.9689 miles
Date: 23/04/2022 Start: 09:30 Finish: 09:50

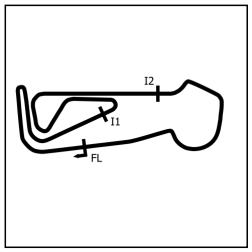

Ecurie Classic Racing & CMMC Classic Challenge

QUALIFYING - RACES 2 & 6 - SECTOR ANALYSIS

SECTOR 1 = FL to I1, SECTOR 2 = I1 to I2, SECTOR 3 = I2 to FL, DIFF = Difference To Personal Best Lap, P = Crossed Finish Line in Pit Lane, D = Time Disallowed

P6 33 B Glenn PEARSON Jaguar Mk1

IDEAL LAP TIME : 2:30.484 BEST LAP TIME : 2:30.648 DIFFERENCE : 0.164

LAP	SECTOR 1		SECTOR 2		SECTOR 3		LAP TIME		MPH	DIFF	TIME OF DAY
1 -	OUTLAP	80.0	58.896	96.0	55.856	102.9	2:51.383		62.36	20.735	09:33:53.135
2 -	49.584	92.0	54.588	105.5	51.827	***105.6***	2:35.999		68.51	5.351	09:36:29.134
3 -	48.051	92.3	54.062	107.7	51.544	104.6	2:33.657		69.55	3.009	09:39:02.791
4 -	47.670	***95.1***	53.618	***110.7***	50.678	104.3	2:31.966	**(3)**	70.33	1.318	09:41:34.757
5 -	47.559	94.3	53.559	109.8	50.836	103.2	2:31.954	**(2)**	70.33	1.306	09:44:06.711
6 -	***46.870***	94.9	53.613	***110.7***	52.787	101.6	2:33.270		69.73	2.622	09:46:39.981
7 -	47.289	94.2	53.616	105.8	52.161	103.7	2:33.066		69.82	2.418	09:49:13.047
8 -	47.034	93.8	***53.231***	107.0	***50.383***	104.6	***2:30.648***	**(1)**	***70.94***		***09:51:43.695***

P7 9 B Darren MCWHIRTER Jaguar Mk1

IDEAL LAP TIME : 2:29.873 BEST LAP TIME : 2:31.014 DIFFERENCE : 1.141

LAP	SECTOR 1		SECTOR 2		SECTOR 3		LAP TIME		MPH	DIFF	TIME OF DAY
1 -	OUTLAP		57.816	92.4	52.056	108.2	2:53.820		61.48	22.806	09:34:33.851
2 -	48.263		53.929	94.6	50.883	106.5	2:33.075		69.82	2.061	09:37:06.926
3 -	47.889		53.424	104.6	50.749	106.8	2:32.062		70.28	1.048	09:39:38.988
4 -	47.740		53.572	97.8	50.650	108.7	2:31.962	**(2)**	70.33	0.948	09:42:10.950
5 -	***47.404***		53.738	***105.0***	***49.872***	108.5	***2:31.014***	**(1)**	***70.77***		***09:44:41.964***
6 -	47.896		54.143	102.7	50.006	***109.2***	2:32.045	**(3)**	70.29	1.031	09:47:14.009
7 -	49.110		55.084	97.9	IN PIT		3:22.485	**P**	52.78	51.471	09:50:36.494
8 -	OUTLAP		***52.597***	98.3	53.383	99.5	2:36.290		68.38	5.276	09:53:12.784

P8 60 3 Nick THOMPSON MGB

IDEAL LAP TIME : 2:31.242 BEST LAP TIME : 2:31.542 DIFFERENCE : 0.300

LAP	SECTOR 1		SECTOR 2		SECTOR 3		LAP TIME		MPH	DIFF	TIME OF DAY
1 -	OUTLAP	88.0	56.633	98.1	54.277	97.9	2:45.631		64.52	14.089	09:33:54.247
2 -	50.290	89.2	55.664	102.4	51.681	98.5	2:37.635		67.80	6.093	09:36:31.882
3 -	48.381	***90.5***	55.260	103.7	IN PIT		3:42.754	**P**	47.98	1:11.212	09:40:14.636
4 -	OUTLAP	86.8	55.209	102.4	50.957	98.2	2:37.420		67.89	5.878	09:42:52.056
5 -	48.224	85.7	55.403	100.0	51.646	97.8	2:35.273	**(3)**	68.83	3.731	09:45:27.329
6 -	47.651	84.7	***53.977***	101.9	***49.914***	98.9	***2:31.542***	**(1)**	***70.52***		***09:47:58.871***
7 -	***47.351***	89.2	54.376	103.0	52.802	***99.2***	2:34.529	**(2)**	69.16	2.987	09:50:33.400
8 -	47.937	86.1	54.279	***105.6***	54.030	95.3	2:36.246		68.40	4.704	09:53:09.646

P9 15 3 James HICKS MGB

IDEAL LAP TIME : 2:32.222 BEST LAP TIME : 2:32.372 DIFFERENCE : 0.150

LAP	SECTOR 1		SECTOR 2		SECTOR 3		LAP TIME		MPH	DIFF	TIME OF DAY
1 -	OUTLAP	75.5	57.204	96.9	54.450	95.0	2:49.509		63.05	17.137	09:34:16.420
2 -	49.322	83.5	55.408	98.3	53.426	***96.9***	2:38.156		67.57	5.784	09:36:54.576
3 -	48.985	86.0	54.507	102.1	52.150	96.5	2:35.642		68.67	3.270	09:39:30.218
4 -	49.335	85.5	54.136	100.1	50.849	94.6	2:34.320		69.25	1.948	09:42:04.538
5 -	***48.113***	89.2	53.773	102.1	50.657	96.4	2:32.543	**(3)**	70.06	0.171	09:44:37.081
6 -	48.167	84.7	53.809	100.9	***50.396***	96.6	***2:32.372***	**(1)**	***70.14***		***09:47:09.453***
7 -	48.178	***90.1***	***53.713***	99.4	50.517	96.1	2:32.408	**(2)**	70.12	0.036	09:49:41.861
8 -	48.178	86.5	53.724	***104.6***	50.853	96.6	2:32.755		69.96	0.383	09:52:14.616

P10 49 B Benjit DHESI Jaguar Mk1

IDEAL LAP TIME : 2:34.123 BEST LAP TIME : 2:34.123 DIFFERENCE : 0.000

LAP	SECTOR 1		SECTOR 2		SECTOR 3		LAP TIME		MPH	DIFF	TIME OF DAY
1 -	OUTLAP	71.0	1:00.703	87.9	55.978	103.5	2:55.640		60.85	21.517	09:34:12.804
2 -	49.628	86.0	57.158	96.5	55.700	101.8	2:42.486		65.77	8.363	09:36:55.290
3 -	49.842	***88.1***	55.170	99.8	53.582	107.0	2:38.594	**(2)**	67.39	4.471	09:39:33.884
4 -	49.027	86.8	56.195	101.0	53.767	108.4	2:38.989	**(3)**	67.22	4.866	09:42:12.873
5 -	***48.056***	87.8	***53.860***	***103.0***	***52.207***	***108.9***	***2:34.123***	**(1)**	***69.34***		***09:44:46.996***
6 -	56.842	80.8	54.605	94.7	1:02.673	108.2	2:54.120		61.38	19.997	09:47:41.116
7 -	49.649	81.1	55.313	99.2	1:06.169	106.0	2:51.131		62.45	17.008	09:50:32.247
8 -	50.608	79.6	54.894	93.8	1:08.682	84.8	2:54.184		61.36	20.061	09:53:26.431

Weather / Track : Bright / Dry

Snetterton 300: 2.9689 miles
Date: 23/04/2022 Start: 09:30 Finish: 09:50

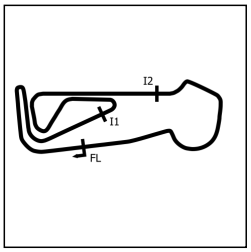

Ecurie Classic Racing & CMMC Classic Challenge

QUALIFYING - RACES 2 & 6 - SECTOR ANALYSIS

SECTOR 1 = FL to I1, SECTOR 2 = I1 to I2, SECTOR 3 = I2 to FL, DIFF = Difference To Personal Best Lap, P = Crossed Finish Line in Pit Lane, D = Time Disallowed

P11 56 C Clive GIMSON — Triumph GT6

IDEAL LAP TIME : 2:34.659 BEST LAP TIME : 2:35.159 DIFFERENCE : 0.500

LAP	SECTOR 1		SECTOR 2		SECTOR 3		LAP TIME		MPH	DIFF	TIME OF DAY
1 -	OUTLAP	74.2	59.926	90.6	56.845	96.4	2:55.735		60.81	20.576	09:34:15.238
2 -	49.749	88.6	55.824	99.5	55.799	***98.2***	2:41.372		66.23	6.213	09:36:56.610
3 -	49.555	86.4	55.154	98.5	52.840	95.5	2:37.549	**(3)**	67.83	2.390	09:39:34.159
4 -	52.382	80.1	55.526	***105.5***	53.285	96.4	2:41.193		66.30	6.034	09:42:15.352
5 -	***49.284***	89.0	55.579	102.4	51.051	96.4	2:35.914	**(2)**	68.55	0.755	09:44:51.266
6 -	49.784	***89.1***	***54.465***	102.1	***50.910***	95.8	***2:35.159***	**(1)**	***68.88***		***09:47:26.425***
7 -	49.878	86.3	55.956	97.2	51.856	92.1	2:37.690		67.77	2.531	09:50:04.115
8 -	51.079	85.3	56.337	97.6	51.977	92.4	2:39.393		67.05	4.234	09:52:43.508

P12 46 3 Freddie WILTSHIRE — MGB

IDEAL LAP TIME : 2:34.779 BEST LAP TIME : 2:35.214 DIFFERENCE : 0.435

LAP	SECTOR 1		SECTOR 2		SECTOR 3		LAP TIME		MPH	DIFF	TIME OF DAY
1 -	OUTLAP	88.8	58.128	101.6	54.198	97.3	2:48.474		63.44	13.260	09:33:53.803
2 -	50.184	89.4	55.099	102.7	51.739	***98.2***	2:37.022	**(2)**	68.06	1.808	09:36:30.825
3 -	48.954	***90.9***	***54.836***	***103.2***	***51.424***	98.1	***2:35.214***	**(1)**	***68.86***		***09:39:06.039***
4 -	***48.519***	89.4	55.052	102.2	IN PIT		3:48.952	**P**	46.68	1:13.738	09:42:54.991
5 -	OUTLAP	87.0	57.519	101.6	54.613	94.7	2:46.076		64.35	10.862	09:45:41.067
6 -	49.910	89.8	55.345	102.2	52.634	96.5	2:37.889		67.69	2.675	09:48:18.956
7 -	50.011	90.3	55.092	102.9	52.283	95.4	2:37.386	**(3)**	67.90	2.172	09:50:56.342

P13 23 D Michael HUNTER — Triumph TR4

IDEAL LAP TIME : 2:35.273 BEST LAP TIME : 2:36.887 DIFFERENCE : 1.614

LAP	SECTOR 1		SECTOR 2		SECTOR 3		LAP TIME		MPH	DIFF	TIME OF DAY
1 -	OUTLAP	78.3	1:01.018	93.3	55.509	96.5	3:02.235		58.64	25.348	09:34:37.868
2 -	49.366	***91.5***	55.277	101.5	***52.386***	100.1	2:37.029	**(2)**	68.06	0.142	09:37:14.897
3 -	50.445	83.0	59.511	97.1	52.665	100.9	2:42.621		65.72	5.734	09:39:57.518
4 -	49.020	90.9	56.385	98.9	53.774	99.1	2:39.179		67.14	2.292	09:42:36.697
5 -	48.891	90.4	55.677	98.9	53.505	101.3	2:38.073		67.61	1.186	09:45:14.770
6 -	48.885	89.8	55.196	100.3	53.363	100.3	2:37.444	**(3)**	67.88	0.557	09:47:52.214
7 -	***48.058***	89.8	55.884	***102.2***	52.945	103.4	***2:36.887***	**(1)**	***68.12***		***09:50:29.101***
8 -	49.942	86.2	***54.829***	98.8	54.281	***104.3***	2:39.052		67.19	2.165	09:53:08.153

P14 151 B John BURTON — Jaguar XK120

IDEAL LAP TIME : 2:37.649 BEST LAP TIME : 2:37.788 DIFFERENCE : 0.139

LAP	SECTOR 1		SECTOR 2		SECTOR 3		LAP TIME		MPH	DIFF	TIME OF DAY
1 -	OUTLAP	74.8	1:03.155	66.7	58.587	103.0	3:02.474		58.57	24.686	09:37:47.091
2 -	50.453	83.6	55.727	101.0	53.418	103.5	2:39.598	**(3)**	66.96	1.810	09:40:26.689
3 -	50.775	87.8	56.420	103.5	52.540	***104.5***	2:39.735		66.91	1.947	09:43:06.424
4 -	49.941	***89.8***	***55.440***	***107.0***	***52.407***	104.2	***2:37.788***	**(1)**	***67.73***		***09:45:44.212***
5 -	***49.802***	89.5	55.843	106.5	53.252	96.4	2:38.897	**(2)**	67.26	1.109	09:48:23.109

P15 11 D Andrew COX — Triumph TR3

IDEAL LAP TIME : 2:37.992 BEST LAP TIME : 2:38.078 DIFFERENCE : 0.086

LAP	SECTOR 1		SECTOR 2		SECTOR 3		LAP TIME		MPH	DIFF	TIME OF DAY
1 -	OUTLAP	64.9	1:08.746	83.4	57.939	90.6	3:13.864		55.13	35.786	09:34:55.566
2 -	1:05.022	52.7	1:06.097	87.3	55.178	96.6	3:06.297		57.37	28.219	09:38:01.863
3 -	51.155	88.0	***56.054***	99.4	52.220	97.8	2:39.429	**(2)**	67.03	1.351	09:40:41.292
4 -	50.513	87.9	57.176	95.7	53.825	***98.8***	2:41.514	**(3)**	66.17	3.436	09:43:22.806
5 -	***50.386***	***88.7***	56.140	***101.0***	***51.552***	98.1	***2:38.078***	**(1)**	***67.61***		***09:46:00.884***

Weather / Track : Bright / Dry

Snetterton 300: 2.9689 miles
Date: 23/04/2022 Start: 09:30 Finish: 09:50

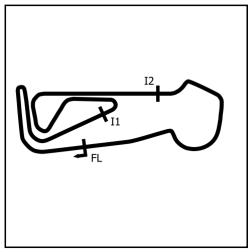

Ecurie Classic Racing & CMMC Classic Challenge

QUALIFYING - RACES 2 & 6 - SECTOR ANALYSIS

SECTOR 1 = FL to I1, SECTOR 2 = I1 to I2, SECTOR 3 = I2 to FL, DIFF = Difference To Personal Best Lap, P = Crossed Finish Line in Pit Lane, D = Time Disallowed

P16 19 C Bruce MCWHIRTER — Jaguar Mk2

IDEAL LAP TIME : 2:38.515 BEST LAP TIME : 2:38.515 DIFFERENCE : 0.000

LAP	SECTOR 1		SECTOR 2		SECTOR 3		LAP TIME		MPH	DIFF	TIME OF DAY
1 -	OUTLAP	68.5	1:01.252	86.5	1:00.364	90.5	3:07.305		57.06	28.790	09:34:45.746
2 -	57.638	82.5	1:04.606	69.6	1:01.781	107.5	3:04.025		58.07	25.510	09:37:49.771
3 -	54.791	81.9	58.489	82.3	55.911	108.2	2:49.191	(3)	63.17	10.676	09:40:38.962
4 -	51.567	***85.5***	56.791	92.3	56.278	94.5	2:44.636	(2)	64.91	6.121	09:43:23.598
5 -	53.729	73.2	57.303	84.9	IN PIT		4:04.028	P	43.79	1:25.513	09:47:27.626
6 -	OUTLAP	69.9	58.711	81.8	57.638	108.4	3:00.167		59.32	21.652	09:50:27.793
7 -	***50.211***	77.0	***55.594***	***100.1***	***52.710***	***108.5***	***2:38.515***	**(1)**	***67.42***		***09:53:06.308***

P17 110 B Simon SEATH — Jaguar Mk1

IDEAL LAP TIME : 2:39.070 BEST LAP TIME : 2:39.442 DIFFERENCE : 0.372

LAP	SECTOR 1		SECTOR 2		SECTOR 3		LAP TIME		MPH	DIFF	TIME OF DAY
1 -	OUTLAP	76.5	59.508	92.1	54.921	102.4	2:53.329		61.66	13.887	09:34:04.247
2 -	51.145	73.2	58.453	94.2	53.993	102.1	2:43.591		65.33	4.149	09:36:47.838
3 -	50.330	83.5	57.827	98.1	53.611	101.6	2:41.768	(3)	66.07	2.326	09:39:29.606
4 -	50.804	83.9	57.660	98.5	55.203	101.3	2:43.667		65.30	4.225	09:42:13.273
5 -	49.933	82.2	57.070	92.6	53.242	101.3	2:40.245	(2)	66.69	0.803	09:44:53.518
6 -	***49.583***	83.6	59.165	95.5	57.120	100.7	2:45.868		64.43	6.426	09:47:39.386
7 -	50.788	85.1	58.790	96.4	55.387	101.0	2:44.965		64.78	5.523	09:50:24.351
8 -	49.955	***88.0***	***56.989***	***100.7***	***52.498***	***103.0***	***2:39.442***	**(1)**	***67.03***		***09:53:03.793***

P18 52 D Phillip LAMBE — Triumph TR6

IDEAL LAP TIME : 2:39.939 BEST LAP TIME : 2:40.853 DIFFERENCE : 0.914

LAP	SECTOR 1		SECTOR 2		SECTOR 3		LAP TIME		MPH	DIFF	TIME OF DAY
1 -	OUTLAP	73.4	1:00.608	88.1	56.973	104.8	2:59.525		59.53	18.672	09:34:23.504
2 -	52.346	77.7	59.258	89.7	57.048	***109.1***	2:48.652		63.37	7.799	09:37:12.156
3 -	52.456	77.4	1:00.753	88.8	54.919	107.7	2:48.128		63.57	7.275	09:40:00.284
4 -	51.347	82.7	56.886	96.0	55.638	103.2	2:43.871		65.22	3.018	09:42:44.155
5 -	51.305	80.6	57.616	93.5	55.414	101.5	2:44.335		65.03	3.482	09:45:28.490
6 -	51.253	80.5	56.717	102.6	***53.766***	102.6	2:41.736	(2)	66.08	0.883	09:48:10.226
7 -	52.446	83.0	57.371	96.5	53.925	107.5	2:43.742	(3)	65.27	2.889	09:50:53.968
8 -	***50.454***	***84.6***	***55.719***	***111.1***	54.680	108.7	***2:40.853***	**(1)**	***66.44***		***09:53:34.821***

P19 28 3 Dave BROWN — MG Roadster

IDEAL LAP TIME : 2:40.411 BEST LAP TIME : 2:41.242 DIFFERENCE : 0.831

LAP	SECTOR 1		SECTOR 2		SECTOR 3		LAP TIME		MPH	DIFF	TIME OF DAY
1 -	OUTLAP	75.6	1:05.538	93.8	57.040	94.1	3:06.103		57.43	24.861	09:34:48.997
2 -	56.998	76.7	1:00.993	***98.2***	53.769	93.2	2:51.760		62.22	10.518	09:37:40.757
3 -	50.622	82.7	57.947	94.9	53.791	93.4	2:42.360	(3)	65.82	1.118	09:40:23.117
4 -	50.528	85.8	57.411	96.6	53.303	93.9	***2:41.242***	**(1)**	***66.28***		***09:43:04.359***
5 -	51.038	82.7	***57.011***	92.8	54.763	93.9	2:42.812		65.64	1.570	09:45:47.171
6 -	***50.473***	***85.9***	57.093	96.8	55.653	89.3	2:43.219		65.48	1.977	09:48:30.390
7 -	51.709	83.0	57.316	96.4	***52.927***	***94.5***	2:41.952	(2)	65.99	0.710	09:51:12.342

P20 50 A Charles COLLEDGE — Mini Marcos Mk3

IDEAL LAP TIME : 2:44.456 BEST LAP TIME : 2:44.909 DIFFERENCE : 0.453

LAP	SECTOR 1		SECTOR 2		SECTOR 3		LAP TIME		MPH	DIFF	TIME OF DAY
1 -	OUTLAP	60.0	1:07.991	76.0	1:07.284	79.4	3:22.720		52.72	37.811	09:34:46.227
2 -	1:08.268	73.8	1:03.586	83.6	1:01.702	95.0	3:13.556		55.21	28.647	09:37:59.783
3 -	56.897	75.7	1:01.033	91.0	59.435	96.6	2:57.365		60.26	12.456	09:40:57.148
4 -	53.876	76.4	1:00.681	92.3	57.596	97.2	2:52.153		62.08	7.244	09:43:49.301
5 -	***52.012***	79.3	58.909	90.6	56.900	97.3	2:47.821	(2)	63.68	2.912	09:46:37.122
6 -	52.666	79.6	1:00.018	***93.7***	55.874	96.6	2:48.558	(3)	63.40	3.649	09:49:25.680
7 -	52.465	***80.1***	***57.575***	93.0	***54.869***	***97.5***	***2:44.909***	**(1)**	***64.81***		***09:52:10.589***

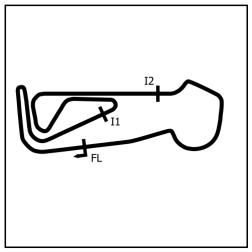

Ecurie Classic Racing & CMMC Classic Challenge

QUALIFYING - RACES 2 & 6 - SECTOR ANALYSIS

SECTOR 1 = FL to I1, SECTOR 2 = I1 to I2, SECTOR 3 = I2 to FL, DIFF = Difference To Personal Best Lap, P = Crossed Finish Line in Pit Lane, D = Time Disallowed

P21 5 I Chris TOWNSEND Bentley Mk6

IDEAL LAP TIME : 2:45.018 BEST LAP TIME : 2:45.864 DIFFERENCE : 0.846

LAP	SECTOR 1		SECTOR 2		SECTOR 3		LAP TIME	MPH	DIFF	TIME OF DAY
1 -	OUTLAP	68.8	1:00.232	86.7	57.842	91.8	3:00.549	59.19	14.685	09:34:47.503
2 -	1:00.265	79.6	1:01.344	72.0	59.598	***97.8***	3:01.207	58.98	15.343	09:37:48.710
3 -	52.246	78.2	57.904	85.4	***56.365***	97.2	2:46.515 **(3)**	64.18	0.651	09:40:35.225
4 -	52.823	80.7	58.093	***90.8***	57.164	89.3	2:48.080	63.58	2.216	09:43:23.305
5 -	52.565	***82.7***	56.991	86.8	56.390	92.8	2:45.946 **(2)**	64.40	0.082	09:46:09.251
6 -	52.423	82.1	58.116	86.1	56.847	93.5	2:47.386	63.85	1.522	09:48:56.637
7 -	***51.861***	82.5	***56.792***	88.0	57.211	86.3	***2:45.864*** **(1)**	***64.43***		***09:51:42.501***

P22 4 3 Marwan ANDON MGA

IDEAL LAP TIME : 2:46.972 BEST LAP TIME : 2:46.972 DIFFERENCE : 0.000

LAP	SECTOR 1		SECTOR 2		SECTOR 3		LAP TIME	MPH	DIFF	TIME OF DAY
1 -	OUTLAP		1:01.969	80.7	1:02.987	92.6	3:11.802	55.72	24.830	09:34:45.038
2 -	1:10.596	61.5	1:03.034	86.1	1:00.193	90.6	3:13.823	55.14	26.851	09:37:58.861
3 -	53.281	83.8	1:00.549	90.8	55.940	96.4	2:49.770 **(3)**	62.95	2.798	09:40:48.631
4 -	***53.045***	76.4	***58.439***	98.3	***55.488***	97.3	***2:46.972*** **(1)**	***64.01***		***09:43:35.603***
5 -	55.750	***86.9***	59.762	92.4	57.127	***97.9***	2:52.639	61.91	5.667	09:46:28.242
6 -	53.432	81.8	1:00.124	***99.4***	56.219	88.7	2:49.775	62.95	2.803	09:49:18.017
7 -	53.404	84.6	59.447	94.7	56.694	96.0	2:49.545 **(2)**	63.03	2.573	09:52:07.562

P23 247 A Pete RICHARDS Clan Crusader

IDEAL LAP TIME : 2:44.839 BEST LAP TIME : 2:49.160 DIFFERENCE : 4.321

LAP	SECTOR 1		SECTOR 2		SECTOR 3		LAP TIME	MPH	DIFF	TIME OF DAY
1 -	OUTLAP	69.6	1:04.688	79.2	57.112	***82.2***	3:02.628	58.52	13.468	09:34:17.049
2 -	53.812	73.9	1:01.360	84.6	56.650	79.2	2:51.822 **(3)**	62.20	2.662	09:37:08.871
3 -	53.501	75.4	1:00.089	85.3	***55.598***	80.2	2:49.188 **(2)**	63.17	0.028	09:39:58.059
4 -	51.555	***79.1***	***58.764***	***87.3***	58.841	80.1	***2:49.160*** **(1)**	***63.18***		***09:42:47.219***

P24 4 I Vernon MOORE Bentley Mk6 Special

IDEAL LAP TIME : 2:49.168 BEST LAP TIME : 2:49.492 DIFFERENCE : 0.324

LAP	SECTOR 1		SECTOR 2		SECTOR 3		LAP TIME	MPH	DIFF	TIME OF DAY
1 -	OUTLAP	66.0	1:03.170	87.0	58.244	96.1	3:05.799	57.52	16.307	09:34:51.074
2 -	1:01.675	76.6	1:00.057	86.4	58.307	97.3	3:00.039	59.36	10.547	09:37:51.113
3 -	55.361	***85.0***	1:00.403	85.5	***56.383***	***98.3***	2:52.147	62.08	2.655	09:40:43.260
4 -	54.104	80.6	1:00.035	86.2	57.079	97.8	2:51.218 **(3)**	62.42	1.726	09:43:34.478
5 -	55.633	82.3	59.831	***89.1***	57.225	97.8	2:52.689	61.89	3.197	09:46:27.167
6 -	***53.883***	78.5	***58.902***	88.5	56.707	97.5	***2:49.492*** **(1)**	***63.05***		***09:49:16.659***
7 -	54.080	81.5	59.062	82.7	56.812	97.3	2:49.954 **(2)**	62.88	0.462	09:52:06.613

P25 37 E Nic STRONG Marcos 3.0 GT

IDEAL LAP TIME : 2:53.043 BEST LAP TIME : DIFFERENCE :

LAP	SECTOR 1		SECTOR 2		SECTOR 3		LAP TIME	MPH	DIFF	TIME OF DAY
1 -	OUTLAP	71.9	1:02.650	***97.9***	***56.064***	***110.9***	3:01.295	58.95		09:34:50.253

Ecurie Classic Racing & CMMC Classic Challenge

QUALIFYING - RACES 2 & 6 - BEST SECTORS

SECTOR 1				SECTOR 2				SECTOR 3			
POS	NO	NAME	TIME	NO	NAME	TIME	NO	NAME	TIME
1	64	SPARROW R / SPA	45.698	64	SPARROW R / SPA	51.237	57	CHARLTON	48.575
2	57	CHARLTON	45.808	57	CHARLTON	51.927	64	SPARROW R / SPA	48.609
3	25	WEBB	46.174	25	WEBB	52.362	25	WEBB	48.664
4	678	STOWE	46.337	9	MCWHIRTER	52.597	678	STOWE	49.364
5	33	PEARSON	46.870	6	ANDON	52.896	9	MCWHIRTER	49.872
6	6	ANDON	46.941	678	STOWE	52.974	60	THOMPSON	49.914
7	60	THOMPSON	47.351	33	PEARSON	53.231	6	ANDON	49.940
8	9	MCWHIRTER	47.404	15	HICKS	53.713	33	PEARSON	50.383
9	49	DHESI	48.056	49	DHESI	53.860	15	HICKS	50.396
10	23	HUNTER	48.058	60	THOMPSON	53.977	56	GIMSON	50.910
11	15	HICKS	48.113	56	GIMSON	54.465	46	WILTSHIRE	51.424
12	46	WILTSHIRE	48.519	23	HUNTER	54.829	11	COX	51.552
13	56	GIMSON	49.284	46	WILTSHIRE	54.836	49	DHESI	52.207
14	110	SEATH	49.583	151	BURTON	55.440	23	HUNTER	52.386
15	151	BURTON	49.802	19	MCWHIRTER	55.594	151	BURTON	52.407
16	19	MCWHIRTER	50.211	52	LAMBE	55.719	110	SEATH	52.498
17	11	COX	50.386	11	COX	56.054	19	MCWHIRTER	52.710
18	52	LAMBE	50.454	5	TOWNSEND	56.792	28	BROWN	52.927
19	28	BROWN	50.473	110	SEATH	56.989	52	LAMBE	53.766
20	247	RICHARDS	50.477	28	BROWN	57.011	50	COLLEDGE	54.869
21	5	TOWNSEND	51.861	50	COLLEDGE	57.575	4	ANDON	55.488
22	50	COLLEDGE	52.012	4	ANDON	58.439	247	RICHARDS	55.598
23	4	ANDON	53.045	37	STRONG	58.685	37	STRONG	56.064
24	4	MOORE	53.883	247	RICHARDS	58.764	5	TOWNSEND	56.365
25	37	STRONG	58.294	4	MOORE	58.902	4	MOORE	56.383

IDEAL / BEST COMPARISON					
POS	NO	NAME	IDEAL	BEST	DIFF
		PERFECT LAP	2:25.510		
1	64	SPARROW R / SPARI	2:25.544	2:26.139	0.595
2	57	CHARLTON	2:26.310	2:26.330	0.020
3	25	WEBB	2:27.200	2:27.200	0.000
4	678	STOWE	2:28.675	2:29.030	0.355
5	6	ANDON	2:29.777	2:30.411	0.634
6	9	MCWHIRTER	2:29.873	2:31.014	1.141
7	33	PEARSON	2:30.484	2:30.648	0.164
8	60	THOMPSON	2:31.242	2:31.542	0.300
9	15	HICKS	2:32.222	2:32.372	0.150
10	49	DHESI	2:34.123	2:34.123	0.000
11	56	GIMSON	2:34.659	2:35.159	0.500
12	46	WILTSHIRE	2:34.779	2:35.214	0.435
13	23	HUNTER	2:35.273	2:36.887	1.614
14	151	BURTON	2:37.649	2:37.788	0.139
15	11	COX	2:37.992	2:38.078	0.086
16	19	MCWHIRTER	2:38.515	2:38.515	0.000
17	110	SEATH	2:39.070	2:39.442	0.372
18	52	LAMBE	2:39.939	2:40.853	0.914
19	28	BROWN	2:40.411	2:41.242	0.831
20	50	COLLEDGE	2:44.456	2:44.909	0.453
21	247	RICHARDS	2:44.839	2:49.160	4.321
22	5	TOWNSEND	2:45.018	2:45.864	0.846
23	4	ANDON	2:46.972	2:46.972	0.000
24	4	MOORE	2:49.168	2:49.492	0.324
25	37	STRONG	2:53.043		

Weather / Track : Bright / Dry

Snetterton 300: 2.9689 miles
Date: 23/04/2022 Start: 09:30 Finish: 09:50

Results can be found at www.tsl-timing.com

Printed - 09:57 Saturday, 23 April 2022

Ecurie Classic Racing & CMMC Classic Challenge

QUALIFYING - RACES 2 & 6 - BEST SPEEDS

	INTERMEDIATE 1			INTERMEDIATE 2			FINISH LINE		
POS	NO	NAME	MPH	NO	NAME	MPH	NO	NAME	MPH
1	57	CHARLTON	97.8	57	CHARLTON	115.9	57	CHARLTON	111.4
2	33	PEARSON	95.1	64	SPARROW R / SPARROW M	115.1	37	STRONG	110.9
3	6	ANDON	94.9	25	WEBB	112.7	9	MCWHIRTER	109.2
4	25	WEBB	94.3	6	ANDON	112.5	52	LAMBE	109.1
5	678	STOWE	93.2	52	LAMBE	111.1	49	DHESI	108.9
6	23	HUNTER	91.5	33	PEARSON	110.7	64	SPARROW R / SPARROW M	108.5
7	46	WILTSHIRE	90.9	678	STOWE	107.8	19	MCWHIRTER	108.5
8	60	THOMPSON	90.5	151	BURTON	107.0	6	ANDON	106.1
9	15	HICKS	90.1	60	THOMPSON	105.6	33	PEARSON	105.6
10	151	BURTON	89.8	56	GIMSON	105.5	678	STOWE	105.0
11	56	GIMSON	89.1	9	MCWHIRTER	105.0	25	WEBB	104.8
12	11	COX	88.7	15	HICKS	104.6	151	BURTON	104.5
13	49	DHESI	88.1	46	WILTSHIRE	103.2	23	HUNTER	104.3
14	110	SEATH	88.0	49	DHESI	103.0	110	SEATH	103.0
15	4	ANDON	86.9	23	HUNTER	102.2	60	THOMPSON	99.2
16	28	BROWN	85.9	11	COX	101.0	11	COX	98.8
17	19	MCWHIRTER	85.5	110	SEATH	100.7	4	MOORE	98.3
18	4	MOORE	85.0	19	MCWHIRTER	100.1	56	GIMSON	98.2
19	52	LAMBE	84.6	4	ANDON	99.4	46	WILTSHIRE	98.2
20	5	TOWNSEND	82.7	28	BROWN	98.2	4	ANDON	97.9
21	50	COLLEDGE	80.1	37	STRONG	97.9	5	TOWNSEND	97.8
22	247	RICHARDS	79.1	50	COLLEDGE	93.7	50	COLLEDGE	97.5
23	37	STRONG	74.9	5	TOWNSEND	90.8	15	HICKS	96.9
24				4	MOORE	89.1	28	BROWN	94.5
25				247	RICHARDS	87.3	247	RICHARDS	82.2

Weather / Track : Bright / Dry

Snetterton 300: 2.9689 miles
Date: 23/04/2022 Start: 09:30 Finish: 09:50

Results can be found at www.tsl-timing.com

Printed - 09:57 Saturday, 23 April 2022

Ecurie Classic Racing & CMMC Classic Challenge

QUALIFYING - RACES 2 & 6 - STATISTICS

Competitors Started	25
Planned Start	2022-04-23 @ 09:30:00.000
Actual Start	2022-04-23 @ 09:30:54.658
Finish Time	2022-04-23 @ 09:50:56.325
Track Length	2.9689mi.
Total Laps	175
Total Distance Covered	519.5595mi.

Session Fastest Lap History

NO	CL	NAME	LAP TIME	TIME OF DAY	LAP	VEHICLE
25	B	**Nigel WEBB**	**2:28.935**	09:36:11.863	2	Jaguar Mk1
25	B	**Nigel WEBB**	**2:27.200**	09:38:39.060	3	Jaguar Mk1
64	4	**SPARROW R / SPARROW M**	**2:26.971**	09:41:52.013	4	Porsche 911
64	4	**SPARROW R / SPARROW M**	**2:26.139**	09:44:18.153	5	Porsche 911

Flag History

TYPE	TIME OF DAY
GREEN	09:30:54.658
FINISH	09:50:56.325

Flag Statistics

TYPE	COUNT	TOTAL LAPS	TOTAL TIME
Green	1	8	24:14.390
Red	0	0	0.000
Safety Car	0	0	0.000
FCY	0	0	0.000

Ecurie Classic Racing & CMMC Classic Challenge

QUALIFYING - RACES 2 & 6 - STATISTICS

CLASS : 3

5 Starters

Fastest Lap History

NO	NAME	LAP TIME	TIME OF DAY	LAP	VEHICLE
46	**Freddie WILTSHIRE**	**2:37.022**	09:36:30.827	2	MGB
46	**Freddie WILTSHIRE**	**2:35.214**	09:39:06.040	3	MGB
15	**James HICKS**	**2:34.320**	09:42:04.536	4	MGB
15	**James HICKS**	**2:32.543**	09:44:37.078	5	MGB
15	**James HICKS**	**2:32.372**	09:47:09.450	6	MGB
60	**Nick THOMPSON**	**2:31.542**	09:47:58.870	6	MGB

Weather / Track : Bright / Dry

Snetterton 300: 2.9689 miles
Date: 23/04/2022 Start: 09:30 Finish: 09:50

Ecurie Classic Racing & CMMC Classic Challenge

QUALIFYING - RACES 2 & 6 - STATISTICS

CLASS : 4

3 Starters

Fastest Lap History

NO	NAME	LAP TIME	TIME OF DAY	LAP	VEHICLE
6	**John ANDON**	**2:34.934**	09:36:38.573	2	Triumph TR4
6	**John ANDON**	**2:33.180**	09:39:11.753	3	Triumph TR4
678	**Martin STOWE**	**2:32.207**	09:39:12.187	3	TVR Grantura Mk3
6	**John ANDON**	**2:30.578**	09:41:42.331	4	Triumph TR4
64	**SPARROW R / SPARROW M**	**2:26.971**	09:41:52.013	4	Porsche 911
64	**SPARROW R / SPARROW M**	**2:26.139**	09:44:18.153	5	Porsche 911

Ecurie Classic Racing & CMMC Classic Challenge

QUALIFYING - RACES 2 & 6 - STATISTICS

CLASS : B

6 Starters

Fastest Lap History

NO	NAME	LAP TIME	TIME OF DAY	LAP	VEHICLE
25	**Nigel WEBB**	**2:28.935**	09:36:11.863	2	Jaguar Mk1
25	**Nigel WEBB**	**2:27.200**	09:38:39.060	3	Jaguar Mk1

Weather / Track : Bright / Dry

Snetterton 300: 2.9689 miles
Date: 23/04/2022 Start: 09:30 Finish: 09:50

Ecurie Classic Racing & CMMC Classic Challenge

QUALIFYING - RACES 2 & 6 - STATISTICS

CLASS : C

1 Starters

Fastest Lap History

NO	NAME	LAP TIME	TIME OF DAY	LAP	VEHICLE
19	**Bruce MCWHIRTER**	**3:04.025**	09:37:49.772	2	Jaguar Mk2
19	**Bruce MCWHIRTER**	**2:49.191**	09:40:38.963	3	Jaguar Mk2
19	**Bruce MCWHIRTER**	**2:44.636**	09:43:23.600	4	Jaguar Mk2
19	**Bruce MCWHIRTER**	**2:38.515**	09:53:06.308	7	Jaguar Mk2

Ecurie Classic Racing & CMMC Classic Challenge

QUALIFYING - RACES 2 & 6 - STATISTICS

CLASS : I

2 Starters

Fastest Lap History

NO	NAME	LAP TIME	TIME OF DAY	LAP	VEHICLE
5	**Chris TOWNSEND**	**3:01.207**	09:37:48.783	2	Bentley Mk6
4	**Vernon MOORE**	**3:00.039**	09:37:51.115	2	Bentley Mk6 Special
5	**Chris TOWNSEND**	**2:46.515**	09:40:35.299	3	Bentley Mk6
5	**Chris TOWNSEND**	**2:45.946**	09:46:09.329	5	Bentley Mk6
5	**Chris TOWNSEND**	**2:45.864**	09:51:42.585	7	Bentley Mk6

Ecurie Classic Racing & CMMC Classic Challenge

QUALIFYING - RACES 2 & 6 - STATISTICS

CLASS : D

4 Starters

Fastest Lap History

NO	NAME	LAP TIME	TIME OF DAY	LAP	VEHICLE
57	**Alan CHARLTON**	**2:31.035**	09:36:17.997	2	Triumph TR6
57	**Alan CHARLTON**	**2:29.234**	09:38:47.233	3	Triumph TR6
57	**Alan CHARLTON**	**2:29.085**	09:43:46.499	5	Triumph TR6
57	**Alan CHARLTON**	**2:28.724**	09:48:45.932	7	Triumph TR6
57	**Alan CHARLTON**	**2:26.330**	09:51:12.262	8	Triumph TR6

Ecurie Classic Racing & CMMC Classic Challenge

QUALIFYING - RACES 2 & 6 - STATISTICS

CLASS : A

2 Starters

Fastest Lap History

NO	NAME	LAP TIME	TIME OF DAY	LAP	VEHICLE
247	**Pete RICHARDS**	**2:51.822**	09:37:08.880	2	Clan Crusader
247	**Pete RICHARDS**	**2:49.188**	09:39:58.068	3	Clan Crusader
247	**Pete RICHARDS**	**2:49.160**	09:42:47.228	4	Clan Crusader
50	**Charles COLLEDGE**	**2:47.821**	09:46:37.151	5	Mini Marcos Mk3
50	**Charles COLLEDGE**	**2:44.909**	09:52:10.618	7	Mini Marcos Mk3

Ecurie Classic Racing & CMMC Classic Challenge

QUALIFYING - RACES 2 & 6 - STATISTICS

CLASS : C

2 Starters

Fastest Lap History

NO	NAME	LAP TIME	TIME OF DAY	LAP	VEHICLE
678	**Martin STOWE**	**2:35.440**	09:36:39.981	2	TVR Grantura Mk3
678	**Martin STOWE**	**2:32.207**	09:39:12.187	3	TVR Grantura Mk3
678	**Martin STOWE**	**2:30.940**	09:41:43.127	4	TVR Grantura Mk3
678	**Martin STOWE**	**2:30.677**	09:44:13.804	5	TVR Grantura Mk3
678	**Martin STOWE**	**2:29.030**	09:51:46.897	8	TVR Grantura Mk3

Weather / Track : Bright / Dry

Snetterton 300: 2.9689 miles
Date: 23/04/2022 Start: 09:30 Finish: 09:50

Ecurie Classic Racing

RACE 2 - GRID (40 minutes)

ROW 8	15	4	Marwan ANDON	2:46.972		
ROW 7	13	110	Simon SEATH	2:39.442	14	28	Dave BROWN	2:41.242
ROW 6	11	151	John BURTON	2:37.788	12	19	Bruce MCWHIRTER	2:38.515
ROW 5	9	49	Benjit DHESI	2:34.123	10	46	Freddie WILTSHIRE	2:35.214
ROW 4	7	60	Nick THOMPSON	2:31.542	8	15	James HICKS	2:32.372
ROW 3	5	33	Glenn PEARSON	2:30.648	6	9	Darren MCWHIRTER	2:31.014
ROW 2	3	678	Martin STOWE	2:29.030	4	6	John ANDON	2:30.411
ROW 1	1	64	SPARROW R / SPARROW M	2:26.139	2	25	Nigel WEBB	2:27.200

Pole

Snetterton 300: 2.9689 miles

These results are provisional until the conclusion of any judicial and technical matters.

Clerk Of Course : Julian Floyd	Stewards :	Timekeeper : Nick Palmer

Ecurie Classic Racing

RACE 2 - CLASSIFICATION

POS	NO	CL	PIC	NAME	ENTRY	LAPS	TIME	GAP	DIFF	MPH	BEST	ON
1	**9**	B	1	Darren MCWHIRTER	Jaguar Mk1	**16**	41:19.651			68.96	**2:28.395**	14
2	**678**	4	1	Martin STOWE	TVR Grantura Mk3	**16**	41:20.839	**1.188**	1.188	68.93	**2:27.768**	14
3	**33**	B	2	Glenn PEARSON	Jaguar Mk1	**16**	41:32.347	**12.696**	11.508	68.61	**2:29.933**	6
4	**25**	B	3	WEBB / YOUNG	Jaguar Mk1	**16**	41:32.865	**13.214**	0.518	68.59	**2:26.840**	15
5	**6**	4	2	John ANDON	Triumph TR4	**16**	42:04.678	**45.027**	31.813	67.73	**2:30.221**	15
6	**151**	B	4	John BURTON	Jaguar XK120	**16**	42:08.116	**48.465**	3.438	67.64	**2:30.009**	14
7	**60**	3	1	THOMPSON / MCLURG	MGB	**16**	42:16.307	**56.656**	8.191	67.42	**2:30.448**	15
8	**15**	3	2	James HICKS	MGB	**16**	42:18.325	**58.674**	2.018	67.37	**2:31.625**	16
9	**49**	B	5	Benjit DHESI	Jaguar Mk1	**16**	42:29.352	**1:09.701**	11.027	67.07	**2:30.905**	15
10	**64**	4	3	SPARROW M / SPARROW R	Porsche 911	**16**	42:44.858	**1:25.207**	15.506	66.67	**2:23.967**	6
11	**46**	3	3	WILTSHIRE F / WILTSHIRE G	MGB	**16**	42:49.229	**1:29.578**	4.371	66.56	**2:32.389**	5
12	**110**	B	6	Simon SEATH	Jaguar Mk1	**15**	41:55.363	**1 Lap**	1 Lap	63.73	**2:36.750**	14
13	**28**	3	4	Dave BROWN	MG Roadster	**14**	41:54.169	**2 Laps**	1 Lap	59.51	**2:43.719**	3
14	**4**	3	5	Marwan ANDON	MGA	**14**	43:43.092	**2 Laps**	1:48.922	57.04	**2:44.255**	3
					NOT CLASSIFIED							
DNF	**19**	C		Bruce MCWHIRTER	Jaguar Mk2	**10**	27:59.437	**6 Laps**	4 Laps	63.64	**2:34.749**	9

FASTEST LAP

64	4	SPARROW M / SPARROW R	Porsche 911	**6**	2:23.967	74.23 mph	119.47 kph
25	B	WEBB / YOUNG	Jaguar Mk1	**15**	2:26.840	72.78 mph	117.13 kph
60	3	THOMPSON / MCLURG	MGB	**15**	2:30.448	71.04 mph	114.33 kph
19	C	Bruce MCWHIRTER	Jaguar Mk2	**9**	2:34.749	69.06 mph	111.15 kph

Race Distance: 16 Laps / 47.50 miles
Snetterton 300: 2.9689 miles
Date: 23/04/2022 Start: 14:16 Finish: 14:57

Weather / Track : Bright / Dry

These results are provisional until the conclusion of any judicial and technical matters.

Clerk Of Course : Julian Floyd	Stewards :	Timekeeper : Nick Palmer

Ecurie Classic Racing

RACE 2 - LAP CHART

LAP 1		@ 14:18:48.306	LAP 2		@ 14:21:19.441	LAP 3		@ 14:23:46.294	LAP 4		@ 14:26:12.334	LAP 5		@ 14:28:38.128
NO	BEHIND	LAP TIME	NO	BEHIND	LAP TIME	NO	BEHIND	LAP TIME	NO	BEHIND	LAP TIME	NO	BEHIND	LAP TIME
678		2:40.283	**64**		2:27.750	**64**		2:26.853	**64**		2:26.040	**64**		2:25.794
33	3.259	2:43.542	**678**	0.131	2:31.266	**678**	4.663	2:31.385	**678**	8.242	2:29.619	**678**	12.535	2:30.087
64	3.385	2:43.668	**9**	5.979	2:33.109	**9**	8.450	2:29.324	**9**	12.857	2:30.447	**9**	16.863	2:29.800
9	4.005	2:44.288	**33**	6.129	2:34.005	**33**	12.011	2:32.735	**33**	17.421	2:31.450	**33**	22.371	2:30.744
25	5.155	2:45.438	**25**	7.837	2:33.817	**25**	13.155	2:32.171	**25**	18.418	2:31.303	**25**	24.058	2:31.434
60	6.410	2:46.693	**60**	10.024	2:34.749	**60**	17.516	2:34.345	**60**	25.833	2:34.357	**6**	34.097	2:31.541
15	7.057	2:47.340	**15**	10.593	2:34.671	**15**	18.120	2:34.380	**151**	27.749	2:35.215	**60**	34.433	2:34.394
151	7.269	2:47.552	**151**	11.574	2:35.440	**151**	18.574	2:33.853	**6**	28.350	2:35.319	**46**	34.960	2:32.389
6	8.167	2:48.450	**46**	12.424	2:34.522	**6**	19.071	2:32.594	**46**	28.365	2:34.485	**151**	35.724	2:33.769
46	9.037	2:49.320	**6**	13.330	2:36.298	**46**	19.920	2:34.349	**15**	29.883	2:37.803	**15**	36.673	2:32.584
49	11.663	2:51.946	**49**	20.545	2:40.017	**49**	30.858	2:37.166	**49**	40.623	2:35.805	**49**	50.979	2:36.150
19	13.586	2:53.869	**19**	22.650	2:40.199	**19**	35.145	2:39.348	**19**	47.321	2:38.216	**19**	1:03.575	2:42.048
28	17.974	2:58.257	**28**	31.455	2:44.616	**28**	48.321	2:43.719	**110**	1:07.016	2:44.064	**110**	1:23.612	2:42.390
110	19.478	2:59.761	**110**	32.658	2:44.315	**110**	48.992	2:43.187	**28**	1:13.826	2:51.545	**4**	1:40.840	2:52.038
4	19.860	3:00.143	**4**	36.153	2:47.428	**4**	53.555	2:44.255	**4**	1:14.596	2:47.081	**28**	1:46.677	2:58.645

Weather / Track : Bright / Dry

Snetterton 300: 2.9689 miles
Date: 23/04/2022 Start: 14:16 Finish: 14:57

Ecurie Classic Racing

RACE 2 - LAP CHART

LAP 6		@ 14:31:02.095
NO	BEHIND	LAP TIME
64		2:23.967
678	19.044	2:30.476
9	22.833	2:29.937
33	28.337	2:29.933
25	31.713	2:31.622
6	41.157	2:31.027
46	43.783	2:32.790
151	45.103	2:33.346
60	45.965	2:35.499
15	46.912	2:34.206
49	1:00.159	2:33.147
110	1:43.055	2:43.410
19	2:30.013	3:50.405 **P**
4	2:37.083	3:20.210

LAP 7		@ 14:33:50.652
NO	BEHIND	LAP TIME
678		2:29.513
9	3.455	2:29.179
33	10.570	2:30.790
6	23.374	2:30.774
46	27.644	2:32.418
151	29.392	2:32.846
28	1 Lap	3:58.691 **P**
64	34.154	3:22.711
49	45.067	2:33.465
25	1:29.163	3:46.007 **P**
60	1:33.686	3:36.278 **P**
110	1:36.028	2:41.530
15	1:36.361	3:38.006 **P**
19	2:23.664	2:42.208

LAP 8		@ 14:36:23.568
NO	BEHIND	LAP TIME
9		2:29.461
33	8.171	2:30.517
6	21.164	2:30.706
64	26.327	2:25.089
151	30.690	2:34.214
28	1 Lap	2:59.063
678	1:06.484	3:39.400 **P**
25	1:30.825	2:34.578
46	1:34.365	3:39.637 **P**
4	1 Lap	4:20.802 **P**
15	1:40.558	2:37.113
60	1:41.474	2:40.704
110	1:45.196	2:42.084
49	1:51.421	3:39.270 **P**
19	2:30.107	2:39.359

LAP 9		@ 14:39:59.927
NO	BEHIND	LAP TIME
9		3:36.359 **P**
33	1.017	3:29.205 **P**
678	3.194	2:33.069
28	1 Lap	2:55.554
25	24.521	2:30.055
6	24.874	3:40.069 **P**
151	31.087	3:36.756 **P**
60	38.431	2:33.316
15	38.860	2:34.661
46	41.756	2:43.750
49	51.485	2:36.423
64	51.832	4:01.864 **P**
4	1 Lap	3:12.783
19	1:28.497	2:34.749
110	1:59.479	3:50.642 **P**

LAP 10		@ 14:42:31.847
NO	BEHIND	LAP TIME
9		2:31.920
678	0.864	2:29.590
33	3.130	2:34.033
25	21.384	2:28.783
6	26.520	2:33.566
151	34.680	2:35.513
28	1 Lap	2:53.056
15	40.466	2:33.526
60	40.500	2:33.989
46	48.975	2:39.139
49	53.088	2:33.523
64	55.975	2:36.063
19	1:35.613	2:39.036
4	1 Lap	3:08.762
110	2:14.649	2:47.090

Weather / Track : Bright / Dry

Snetterton 300: 2.9689 miles
Date: 23/04/2022 Start: 14:16 Finish: 14:57

Ecurie Classic Racing

RACE 2 - LAP CHART

LAP 11 @ 14:45:00.632		
NO	BEHIND	LAP TIME
9		2:28.785
678	1.062	2:28.983
33	6.320	2:31.975
25	21.021	2:28.422
6	34.827	2:37.092
151	38.748	2:32.853
15	44.245	2:32.564
60	45.439	2:33.724
49	57.474	2:33.171
64	58.435	2:31.245
28	1 Lap	2:48.122
46	59.675	2:39.485
4	1 Lap	3:02.331
110	2:25.689	2:39.825

LAP 12 @ 14:47:29.792		
NO	BEHIND	LAP TIME
9		2:29.160
678	0.887	2:28.985
33	7.708	2:30.548
25	19.213	2:27.352
6	40.035	2:34.368
151	41.853	2:32.265
15	46.865	2:31.780
60	47.165	2:30.886
49	59.834	2:31.520
64	1:02.928	2:33.653
46	1:07.040	2:36.525
28	1 Lap	2:50.780

LAP 13 @ 14:49:59.203		
NO	BEHIND	LAP TIME
9		2:29.411
678	1.323	2:29.847
33	9.515	2:31.218
110	1 Lap	2:43.553
25	18.473	2:28.671
4	2 Laps	3:08.808
6	41.931	2:31.307
151	43.086	2:30.644
15	50.044	2:32.590
60	51.256	2:33.502
49	1:02.075	2:31.652
64	1:10.461	2:36.944
46	1:12.607	2:34.978
28	1 Lap	2:52.388

LAP 14 @ 14:52:27.598		
NO	BEHIND	LAP TIME
9		2:28.395
678	0.696	2:27.768
33	11.444	2:30.324
25	17.504	2:27.426
110	1 Lap	2:38.669
6	44.238	2:30.702
151	44.700	2:30.009
60	54.273	2:31.412
15	54.889	2:33.240
49	1:07.074	2:33.394
4	2 Laps	3:09.519
64	1:16.238	2:34.172
46	1:19.178	2:34.966
28	1 Lap	2:50.332

LAP 15 @ 14:54:57.595		
NO	BEHIND	LAP TIME
9		2:29.997
678	0.535	2:29.836
33	12.521	2:31.074
25	14.347	2:26.840
110	1 Lap	2:36.750
6	44.462	2:30.221
151	45.591	2:30.888
60	54.724	2:30.448
15	57.128	2:32.236
49	1:07.982	2:30.905
64	1:21.703	2:35.462
46	1:25.592	2:36.411
4	2 Laps	3:04.490

Weather / Track : Bright / Dry

Snetterton 300: 2.9689 miles
Date: 23/04/2022 Start: 14:16 Finish: 14:57

Ecurie Classic Racing

RACE 2 - LAP CHART

LAP 16	@ 14:57:27.674	
NO	BEHIND	LAP TIME
9		2:30.079
678	1.188	2:30.732
33	12.696	2:30.254
25	13.214	2:28.946
28	2 Laps	3:29.401
110	1 Lap	2:38.093
6	45.027	2:30.644
151	48.465	2:32.953
60	56.656	2:32.011
15	58.674	2:31.625
49	1:09.701	2:31.798
64	1:25.207	2:33.583
46	1:29.578	2:34.065
4	2 Laps	3:04.442

Weather / Track : Bright / Dry

Snetterton 300: 2.9689 miles
Date: 23/04/2022 Start: 14:16 Finish: 14:57

Ecurie Classic Racing

RACE 2 - SECTOR ANALYSIS

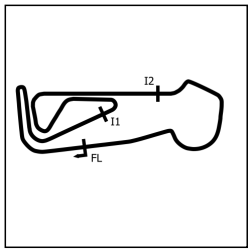

SECTOR 1 = FL to I1, SECTOR 2 = I1 to I2, SECTOR 3 = I2 to FL, DIFF = Difference To Personal Best Lap, P = Crossed Finish Line in Pit Lane, D = Time Disallowed

P1 9 B Darren MCWHIRTER Jaguar Mk1

IDEAL LAP TIME : 2:28.067 BEST LAP TIME : 2:28.395 DIFFERENCE : 0.328

LAP	SECTOR 1		SECTOR 2		SECTOR 3		LAP TIME		MPH	DIFF	TIME OF DAY
1 -			54.886	107.7	49.978	109.2	2:44.288		65.05	15.893	14:18:52.311
2 -	48.236		54.082	105.3	50.791	107.8	2:33.109		69.80	4.714	14:21:25.420
3 -	47.021		52.970	105.8	49.333	109.1	2:29.324		71.57	0.929	14:23:54.744
4 -	47.777		53.232	104.2	49.438	110.3	2:30.447		71.04	2.052	14:26:25.191
5 -	47.018		53.238	107.0	49.544	109.4	2:29.800		71.34	1.405	14:28:54.991
6 -	47.195		53.201	105.5	49.541	109.1	2:29.937		71.28	1.542	14:31:24.928
7 -	47.296		52.967	106.3	48.916	109.8	2:29.179		71.64	0.784	14:33:54.107
8 -	46.796		53.445	103.2	49.220	109.2	2:29.461		71.51	1.066	14:36:23.568
9 -	47.115		52.796	101.9	IN PIT		3:36.359	**P**	49.39	1:07.964	14:39:59.927
10 -	OUTLAP		52.963	106.0	49.175	110.0	2:31.920		70.35	3.525	14:42:31.847
11 -	47.010		52.766	***112.4***	49.009	109.1	2:28.785	**(2)**	71.83	0.390	14:45:00.632
12 -	47.115		53.057	112.0	48.988	109.2	2:29.160	**(3)**	71.65	0.765	14:47:29.792
13 -	47.610		52.733	107.8	49.068	***110.5***	2:29.411		71.53	1.016	14:49:59.203
14 -	47.025		52.702	110.1	***48.668***	110.3	***2:28.395***	**(1)**	***72.02***		***14:52:27.598***
15 -	47.596		***52.640***	107.2	49.761	109.4	2:29.997		71.25	1.602	14:54:57.595
16 -	***46.759***		53.444	100.7	49.876	110.0	2:30.079		71.21	1.684	14:57:27.674

P2 678 4 Martin STOWE TVR Grantura Mk3

IDEAL LAP TIME : 2:27.540 BEST LAP TIME : 2:27.768 DIFFERENCE : 0.228

LAP	SECTOR 1		SECTOR 2		SECTOR 3		LAP TIME		MPH	DIFF	TIME OF DAY
1 -		85.4	54.028	95.8	50.420	103.2	2:40.283		66.68	12.515	14:18:48.306
2 -	47.018	87.7	53.814	97.9	50.434	103.4	2:31.266		70.65	3.498	14:21:19.572
3 -	47.420	86.1	53.736	98.8	50.229	103.8	2:31.385		70.60	3.617	14:23:50.957
4 -	46.427	89.0	53.103	104.0	50.089	104.5	2:29.619		71.43	1.851	14:26:20.576
5 -	***46.007***	90.6	53.570	101.5	50.510	103.2	2:30.087		71.21	2.319	14:28:50.663
6 -	46.527	90.0	53.623	100.4	50.326	103.7	2:30.476		71.02	2.708	14:31:21.139
7 -	47.034	84.6	***52.903***	100.0	49.576	104.2	2:29.513		71.48	1.745	14:33:50.652
8 -	46.046	83.2	53.389	98.5	IN PIT		3:39.400	**P**	48.71	1:11.632	14:37:30.052
9 -	OUTLAP	83.9	53.687	99.8	49.537	104.3	2:33.069		69.82	5.301	14:40:03.121
10 -	47.018	89.5	53.873	102.7	48.699	105.1	2:29.590		71.44	1.822	14:42:32.711
11 -	46.441	89.4	53.459	***106.0***	49.083	104.5	2:28.983	**(2)**	71.74	1.215	14:45:01.694
12 -	46.529	87.9	53.733	105.3	48.723	105.3	2:28.985	**(3)**	71.73	1.217	14:47:30.679
13 -	47.318	86.4	53.317	102.7	49.212	105.5	2:29.847		71.32	2.079	14:50:00.526
14 -	46.134	***92.5***	53.004	104.8	***48.630***	***106.6***	***2:27.768***	**(1)**	***72.33***		***14:52:28.294***
15 -	47.348	89.4	53.107	104.2	49.381	106.3	2:29.836		71.33	2.068	14:54:58.130
16 -	46.785	85.8	54.015	98.1	49.932	104.8	2:30.732		70.90	2.964	14:57:28.862

P3 33 B Glenn PEARSON Jaguar Mk1

IDEAL LAP TIME : 2:29.718 BEST LAP TIME : 2:29.933 DIFFERENCE : 0.215

LAP	SECTOR 1		SECTOR 2		SECTOR 3		LAP TIME		MPH	DIFF	TIME OF DAY
1 -		89.9	55.039	107.2	51.176	105.0	2:43.542		65.35	13.609	14:18:51.565
2 -	48.806	91.9	54.196	105.3	51.003	105.3	2:34.005		69.40	4.072	14:21:25.570
3 -	48.073	92.5	53.733	103.0	50.929	105.5	2:32.735		69.97	2.802	14:23:58.305
4 -	47.368	94.3	53.608	107.3	50.474	105.1	2:31.450		70.57	1.517	14:26:29.755
5 -	47.079	92.6	53.572	108.9	50.093	105.6	2:30.744		70.90	0.811	14:29:00.499
6 -	46.831	***95.8***	***53.053***	105.5	50.049	104.8	***2:29.933***	**(1)**	***71.28***		***14:31:30.432***
7 -	***46.741***	93.9	53.972	110.9	50.077	105.0	2:30.790		70.88	0.857	14:34:01.222
8 -	47.174	91.8	53.358	109.4	49.985	104.3	2:30.517		71.00	0.584	14:36:31.739
9 -	47.064	93.5	53.578	105.5	IN PIT		3:29.205	**P**	51.08	59.272	14:40:00.944
10 -	OUTLAP	93.4	53.445	111.1	49.933	105.0	2:34.033		69.38	4.100	14:42:34.977
11 -	47.108	93.9	54.309	107.2	50.558	105.0	2:31.975		70.32	2.042	14:45:06.952
12 -	46.986	95.0	53.512	110.5	50.050	105.5	2:30.548		70.99	0.615	14:47:37.500
13 -	47.371	93.3	53.336	110.3	50.511	105.5	2:31.218		70.67	1.285	14:50:08.718
14 -	46.941	95.5	53.334	109.8	50.049	105.6	2:30.324	**(3)**	71.10	0.391	14:52:39.042
15 -	47.036	93.3	53.625	106.5	50.413	104.8	2:31.074		70.74	1.141	14:55:10.116
16 -	47.023	95.5	53.307	***111.6***	***49.924***	***106.0***	2:30.254	**(2)**	71.13	0.321	14:57:40.370

Weather / Track : Bright / Dry

Snetterton 300: 2.9689 miles
Date: 23/04/2022 Start: 14:16 Finish: 14:57

Ecurie Classic Racing

RACE 2 - SECTOR ANALYSIS

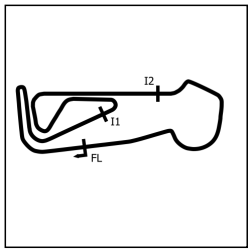

SECTOR 1 = FL to I1, SECTOR 2 = I1 to I2, SECTOR 3 = I2 to FL, DIFF = Difference To Personal Best Lap, P = Crossed Finish Line in Pit Lane, D = Time Disallowed

P4 25 B WEBB / YOUNG Jaguar Mk1

IDEAL LAP TIME : 2:26.743 BEST LAP TIME : 2:26.840 DIFFERENCE : 0.097

LAP	SECTOR 1		SECTOR 2		SECTOR 3		LAP TIME		MPH	DIFF	TIME OF DAY
1 -		87.2	55.708	104.3	52.088	104.0	2:45.438		64.60	18.598	14:18:53.461
2 -	47.863	87.6	54.488	101.2	51.466	103.5	2:33.817		69.48	6.977	14:21:27.278
3 -	47.432	92.3	54.529	101.8	50.210	104.5	2:32.171		70.23	5.331	14:23:59.449
4 -	47.355	91.1	53.793	105.3	50.155	105.5	2:31.303		70.64	4.463	14:26:30.752
5 -	47.145	91.6	53.990	108.0	50.299	105.6	2:31.434		70.57	4.594	14:29:02.186
6 -	47.390	95.0	54.242	106.6	49.990	104.5	2:31.622		70.49	4.782	14:31:33.808
7 -	47.624	86.3	54.696	105.6	IN PIT		3:46.007	**P**	47.29	1:19.167	14:35:19.815
8 -	OUTLAP	89.3	53.902	103.8	50.148	105.1	2:34.578		69.14	7.738	14:37:54.393
9 -	47.213	89.9	53.351	107.0	49.491	104.3	2:30.055		71.22	3.215	14:40:24.448
10 -	46.856	94.2	52.762	108.4	49.165	105.0	2:28.783		71.83	1.943	14:42:53.231
11 -	46.726	93.9	52.541	108.9	49.155	105.0	2:28.422		72.01	1.582	14:45:21.653
12 -	46.196	94.9	52.437	111.1	48.719	106.0	2:27.352	**(2)**	72.53	0.512	14:47:49.005
13 -	46.500	92.6	53.145	109.1	49.026	106.3	2:28.671		71.89	1.831	14:50:17.676
14 -	***46.142***	94.7	***52.237***	110.1	49.047	105.8	2:27.426	**(3)**	72.49	0.586	14:52:45.102
15 -	46.155	***96.0***	52.321	110.7	***48.364***	106.0	***2:26.840***	**(1)**	***72.78***		***14:55:11.942***
16 -	46.287	93.3	52.757	***112.4***	49.902	***106.5***	2:28.946		71.75	2.106	14:57:40.888

P5 6 4 John ANDON Triumph TR4

IDEAL LAP TIME : 2:28.900 BEST LAP TIME : 2:30.221 DIFFERENCE : 1.321

LAP	SECTOR 1		SECTOR 2		SECTOR 3		LAP TIME		MPH	DIFF	TIME OF DAY
1 -		86.5	56.794	102.4	51.734	103.5	2:48.450		63.44	18.229	14:18:56.473
2 -	49.018	92.0	55.648	94.5	51.632	104.2	2:36.298		68.38	6.077	14:21:32.771
3 -	47.311	***94.5***	55.055	105.3	50.228	105.5	2:32.594		70.04	2.373	14:24:05.365
4 -	49.732	84.3	53.657	105.1	51.930	107.3	2:35.319		68.81	5.098	14:26:40.684
5 -	48.030	91.6	53.078	101.9	50.433	106.0	2:31.541		70.52	1.320	14:29:12.225
6 -	47.920	93.7	***52.485***	104.3	50.622	105.6	2:31.027		70.76	0.806	14:31:43.252
7 -	47.205	92.5	53.656	104.2	49.913	106.3	2:30.774		70.88	0.553	14:34:14.026
8 -	46.869	92.6	52.835	101.6	51.002	104.6	2:30.706		70.92	0.485	14:36:44.732
9 -	47.646	90.4	54.177	102.7	IN PIT		3:40.069	**P**	48.56	1:09.848	14:40:24.801
10 -	OUTLAP	87.3	53.332	104.2	50.147	104.6	2:33.566		69.59	3.345	14:42:58.367
11 -	47.385	93.4	57.260	106.6	52.447	104.2	2:37.092		68.03	6.871	14:45:35.459
12 -	48.078	90.0	54.350	101.0	51.940	105.8	2:34.368		69.23	4.147	14:48:09.827
13 -	47.140	92.9	53.488	101.0	50.679	106.6	2:31.307		70.63	1.086	14:50:41.134
14 -	46.692	91.8	53.712	104.3	50.298	107.2	2:30.702	**(3)**	70.92	0.481	14:53:11.836
15 -	***46.643***	92.3	53.806	***107.3***	***49.772***	***107.5***	***2:30.221***	**(1)**	***71.14***		***14:55:42.057***
16 -	46.812	94.2	53.179	103.5	50.653	104.0	2:30.644	**(2)**	70.94	0.423	14:58:12.701

P6 151 B John BURTON Jaguar XK120

IDEAL LAP TIME : 2:29.490 BEST LAP TIME : 2:30.009 DIFFERENCE : 0.519

LAP	SECTOR 1		SECTOR 2		SECTOR 3		LAP TIME		MPH	DIFF	TIME OF DAY
1 -		90.0	56.587	106.0	51.482	102.7	2:47.552		63.78	17.543	14:18:55.575
2 -	49.400	92.0	54.768	106.3	51.272	105.0	2:35.440		68.76	5.431	14:21:31.015
3 -	48.208	90.6	54.729	105.3	50.916	105.6	2:33.853		69.46	3.844	14:24:04.868
4 -	48.565	91.1	54.725	106.3	51.925	105.8	2:35.215		68.85	5.206	14:26:40.083
5 -	49.403	93.4	53.737	106.6	50.629	106.3	2:33.769		69.50	3.760	14:29:13.852
6 -	48.095	93.4	54.642	108.7	50.609	105.6	2:33.346		69.69	3.337	14:31:47.198
7 -	47.984	88.3	54.055	106.1	50.807	104.6	2:32.846		69.92	2.837	14:34:20.044
8 -	48.110	89.3	54.006	104.3	52.098	104.0	2:34.214		69.30	4.205	14:36:54.258
9 -	48.219	90.6	54.242	105.3	IN PIT		3:36.756	**P**	49.30	1:06.747	14:40:31.014
10 -	OUTLAP	89.7	54.555	106.6	51.130	103.5	2:35.513		68.72	5.504	14:43:06.527
11 -	47.881	91.1	54.006	***110.3***	50.966	103.7	2:32.853		69.92	2.844	14:45:39.380
12 -	47.834	92.0	53.791	108.5	50.640	104.8	2:32.265		70.19	2.256	14:48:11.645
13 -	47.631	90.9	53.392	108.5	***49.621***	106.1	2:30.644	**(2)**	70.94	0.635	14:50:42.289
14 -	47.113	***94.5***	***53.049***	110.0	49.847	***107.2***	***2:30.009***	**(1)**	***71.24***		***14:53:12.298***
15 -	***46.820***	93.5	53.599	110.1	50.469	***107.2***	2:30.888	**(3)**	70.83	0.879	14:55:43.186
16 -	47.581	93.2	53.406	108.5	51.966	89.0	2:32.953		69.87	2.944	14:58:16.139

Weather / Track : Bright / Dry

Snetterton 300: 2.9689 miles
Date: 23/04/2022 Start: 14:16 Finish: 14:57

Ecurie Classic Racing

RACE 2 - SECTOR ANALYSIS

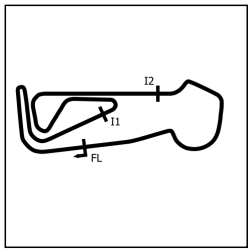

SECTOR 1 = FL to I1, SECTOR 2 = I1 to I2, SECTOR 3 = I2 to FL, DIFF = Difference To Personal Best Lap, P = Crossed Finish Line in Pit Lane, D = Time Disallowed

P7 60 3 THOMPSON / MCLURG MGB

IDEAL LAP TIME : 2:30.335 BEST LAP TIME : 2:30.448 DIFFERENCE : 0.113

LAP	SECTOR 1		SECTOR 2		SECTOR 3		LAP TIME		MPH	DIFF	TIME OF DAY
1 -		90.5	55.536	101.8	52.152	98.2	2:46.693		64.11	16.245	14:18:54.716
2 -	48.470	***91.0***	55.014	100.4	51.265	98.1	2:34.749		69.06	4.301	14:21:29.465
3 -	48.540	90.5	54.871	101.5	50.934	97.3	2:34.345		69.24	3.897	14:24:03.810
4 -	48.306	90.5	54.965	100.6	51.086	98.8	2:34.357		69.24	3.909	14:26:38.167
5 -	48.313	90.6	54.950	101.9	51.131	97.9	2:34.394		69.22	3.946	14:29:12.561
6 -	48.796	89.2	55.677	103.0	51.026	***100.0***	2:35.499		68.73	5.051	14:31:48.060
7 -	47.683	90.8	54.566	104.8	IN PIT		3:36.278	**P**	49.41	1:05.830	14:35:24.338
8 -	OUTLAP	82.8	56.619	94.5	51.257	98.2	2:40.704		66.50	10.256	14:38:05.042
9 -	48.488	84.8	54.439	***105.1***	50.389	97.9	2:33.316		69.71	2.868	14:40:38.358
10 -	48.058	84.8	54.535	102.2	51.396	97.8	2:33.989		69.40	3.541	14:43:12.347
11 -	49.109	89.1	54.227	99.1	50.388	96.5	2:33.724		69.52	3.276	14:45:46.071
12 -	47.415	87.1	53.899	103.0	***49.572***	99.1	2:30.886	**(2)**	70.83	0.438	14:48:16.957
13 -	48.348	87.3	53.947	98.9	51.207	97.1	2:33.502		69.62	3.054	14:50:50.459
14 -	47.240	90.5	53.857	102.6	50.315	98.5	2:31.412	**(3)**	70.58	0.964	14:53:21.871
15 -	***47.077***	89.1	***53.686***	101.6	49.685	98.3	***2:30.448***	**(1)**	***71.04***		***14:55:52.319***
16 -	47.559	87.6	54.062	103.4	50.390	97.9	2:32.011		70.31	1.563	14:58:24.330

P8 15 3 James HICKS MGB

IDEAL LAP TIME : 2:31.156 BEST LAP TIME : 2:31.625 DIFFERENCE : 0.469

LAP	SECTOR 1		SECTOR 2		SECTOR 3		LAP TIME		MPH	DIFF	TIME OF DAY
1 -		84.3	55.446	***102.9***	52.597	96.1	2:47.340		63.87	15.715	14:18:55.363
2 -	48.869	87.8	55.237	100.6	50.565	96.2	2:34.671		69.10	3.046	14:21:30.034
3 -	48.506	84.7	54.641	100.9	51.233	96.2	2:34.380		69.23	2.755	14:24:04.414
4 -	50.173	84.9	54.997	101.8	52.633	96.2	2:37.803		67.73	6.178	14:26:42.217
5 -	48.088	87.6	54.297	102.7	50.199	***98.5***	2:32.584		70.04	0.959	14:29:14.801
6 -	48.210	***90.5***	54.667	102.7	51.329	96.9	2:34.206		69.31	2.581	14:31:49.007
7 -	***47.843***	87.0	54.241	101.5	IN PIT		3:38.006	**P**	49.02	1:06.381	14:35:27.013
8 -	OUTLAP	80.2	55.493	100.3	51.072	97.2	2:37.113		68.02	5.488	14:38:04.126
9 -	48.111	85.0	55.830	96.9	50.720	98.3	2:34.661		69.10	3.036	14:40:38.787
10 -	48.100	85.2	54.522	101.6	50.904	97.1	2:33.526		69.61	1.901	14:43:12.313
11 -	48.806	89.8	53.782	101.0	49.976	97.1	2:32.564		70.05	0.939	14:45:44.877
12 -	47.952	90.0	***53.401***	101.6	50.427	96.0	2:31.780	**(2)**	70.41	0.155	14:48:16.657
13 -	48.026	89.0	54.272	101.3	50.292	96.9	2:32.590		70.04	0.965	14:50:49.247
14 -	47.984	87.4	54.398	99.4	50.858	97.5	2:33.240		69.74	1.615	14:53:22.487
15 -	47.932	88.7	53.757	101.8	50.547	97.3	2:32.236	**(3)**	70.20	0.611	14:55:54.723
16 -	48.185	89.0	53.528	102.2	***49.912***	97.3	***2:31.625***	**(1)**	***70.49***		***14:58:26.348***

P9 49 B Benjit DHESI Jaguar Mk1

IDEAL LAP TIME : 2:30.355 BEST LAP TIME : 2:30.905 DIFFERENCE : 0.550

LAP	SECTOR 1		SECTOR 2		SECTOR 3		LAP TIME		MPH	DIFF	TIME OF DAY
1 -		81.1	57.102	92.0	53.527	106.3	2:51.946		62.15	21.041	14:18:59.969
2 -	49.627	81.6	56.136	93.2	54.254	106.5	2:40.017		66.79	9.112	14:21:39.986
3 -	49.632	81.5	55.655	103.4	51.879	107.8	2:37.166		68.00	6.261	14:24:17.152
4 -	49.108	81.8	54.947	101.8	51.750	108.7	2:35.805		68.59	4.900	14:26:52.957
5 -	48.727	84.4	55.472	100.4	51.951	109.1	2:36.150		68.44	5.245	14:29:29.107
6 -	47.894	89.4	54.336	98.8	50.917	108.9	2:33.147		69.78	2.242	14:32:02.254
7 -	48.270	84.7	53.908	98.6	51.287	109.4	2:33.465		69.64	2.560	14:34:35.719
8 -	48.003	83.2	54.107	102.6	IN PIT		3:39.270	**P**	48.74	1:08.365	14:38:14.989
9 -	OUTLAP	79.6	54.062	103.7	50.793	108.5	2:36.423		68.32	5.518	14:40:51.412
10 -	48.359	86.7	54.409	101.3	50.755	108.9	2:33.523		69.61	2.618	14:43:24.935
11 -	47.687	87.4	53.754	103.0	51.730	108.2	2:33.171		69.77	2.266	14:45:58.106
12 -	48.513	88.7	53.189	111.1	***49.818***	108.7	2:31.520	**(2)**	70.53	0.615	14:48:29.626
13 -	47.679	88.0	53.503	109.4	50.470	108.7	2:31.652	**(3)**	70.47	0.747	14:51:01.278
14 -	***47.476***	***89.8***	54.074	99.7	51.844	108.9	2:33.394		69.67	2.489	14:53:34.672
15 -	47.980	89.7	***53.061***	108.9	49.864	***110.1***	***2:30.905***	**(1)**	***70.82***		***14:56:05.577***
16 -	47.682	84.9	53.923	***113.1***	50.193	108.7	2:31.798		70.40	0.893	14:58:37.375

Weather / Track : Bright / Dry

Snetterton 300: 2.9689 miles
Date: 23/04/2022 Start: 14:16 Finish: 14:57

Ecurie Classic Racing

RACE 2 - SECTOR ANALYSIS

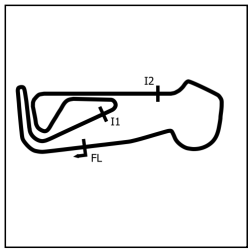

SECTOR 1 = FL to I1, SECTOR 2 = I1 to I2, SECTOR 3 = I2 to FL, DIFF = Difference To Personal Best Lap, P = Crossed Finish Line in Pit Lane, D = Time Disallowed

P10 64 4 SPARROW M / SPARROW R Porsche 911

IDEAL LAP TIME : 2:23.967 BEST LAP TIME : 2:23.967 DIFFERENCE : 0.000

LAP	SECTOR 1		SECTOR 2		SECTOR 3		LAP TIME		MPH	DIFF	TIME OF DAY
1 -			54.740	109.1	51.103	107.7	2:43.668		65.30	19.701	14:18:51.691
2 -	46.300		51.886	103.8	49.564	108.5	2:27.750		72.33	3.783	14:21:19.441
3 -	45.619		52.078	***116.9***	49.156	104.8	2:26.853		72.78	2.886	14:23:46.294
4 -	45.839		51.451	111.8	48.750	107.7	2:26.040		73.18	2.073	14:26:12.334
5 -	45.889		51.590	110.0	48.315	107.3	2:25.794	**(3)**	73.30	1.827	14:28:38.128
6 -	***45.061***		***51.078***	112.2	***47.828***	***108.7***	***2:23.967***	**(1)**	***74.23***		***14:31:02.095***
7 -	1:41.940		52.243	111.2	48.528	108.2	3:22.711		52.72	58.744	14:34:24.806
8 -	45.395		51.632	114.3	48.062	107.7	2:25.089	**(2)**	73.66	1.122	14:36:49.895
9 -	45.225		51.372	115.3	IN PIT		4:01.864	**P**	44.19	1:37.897	14:40:51.759
10 -	OUTLAP		53.266	108.5	50.413	106.3	2:36.063		68.48	12.096	14:43:27.822
11 -	46.927		52.703	101.0	51.615	104.6	2:31.245		70.66	7.278	14:45:59.067
12 -	48.087		53.073	112.5	52.493	88.5	2:33.653		69.55	9.686	14:48:32.720
13 -	49.515		55.514	103.4	51.915	95.7	2:36.944		68.10	12.977	14:51:09.664
14 -	49.172		53.997	104.8	51.003	97.2	2:34.172		69.32	10.205	14:53:43.836
15 -	48.866		55.048	103.8	51.548	96.9	2:35.462		68.75	11.495	14:56:19.298
16 -	48.129		53.838	105.0	51.616	96.1	2:33.583		69.59	9.616	14:58:52.881

P11 46 3 WILTSHIRE F / WILTSHIRE G MGB

IDEAL LAP TIME : 2:31.285 BEST LAP TIME : 2:32.389 DIFFERENCE : 1.104

LAP	SECTOR 1		SECTOR 2		SECTOR 3		LAP TIME		MPH	DIFF	TIME OF DAY
1 -		89.2	57.376	103.8	51.494	98.5	2:49.320		63.12	16.931	14:18:57.343
2 -	48.609	***92.0***	55.247	101.2	50.666	98.5	2:34.522		69.16	2.133	14:21:31.865
3 -	48.155	90.9	55.625	102.6	50.569	98.2	2:34.349		69.24	1.960	14:24:06.214
4 -	47.808	91.0	54.680	101.8	51.997	97.3	2:34.485		69.18	2.096	14:26:40.699
5 -	48.150	90.5	***53.744***	***105.3***	50.495	98.8	***2:32.389***	**(1)**	***70.13***		***14:29:13.088***
6 -	48.384	90.0	54.230	102.4	***50.176***	***99.2***	2:32.790	**(3)**	69.95	0.401	14:31:45.878
7 -	***47.365***	91.4	54.460	101.6	50.593	98.3	2:32.418	**(2)**	70.12	0.029	14:34:18.296
8 -	47.913	89.5	54.286	102.4	IN PIT		3:39.637	**P**	48.66	1:07.248	14:37:57.933
9 -	OUTLAP	89.0	56.848	97.6	53.684	96.5	2:43.750		65.27	11.361	14:40:41.683
10 -	50.180	89.8	56.226	101.3	52.733	95.5	2:39.139		67.16	6.750	14:43:20.822
11 -	49.902	88.8	55.776	95.0	53.807	97.5	2:39.485		67.01	7.096	14:46:00.307
12 -	49.298	91.4	54.838	101.0	52.389	96.5	2:36.525		68.28	4.136	14:48:36.832
13 -	48.749	90.0	54.777	101.8	51.452	97.5	2:34.978		68.96	2.589	14:51:11.810
14 -	48.563	91.3	54.871	101.5	51.532	97.8	2:34.966		68.97	2.577	14:53:46.776
15 -	50.017	90.5	54.841	100.9	51.553	97.3	2:36.411		68.33	4.022	14:56:23.187
16 -	48.307	91.4	54.873	101.5	50.885	97.9	2:34.065		69.37	1.676	14:58:57.252

P12 110 B Simon SEATH Jaguar Mk1

IDEAL LAP TIME : 2:36.750 BEST LAP TIME : 2:36.750 DIFFERENCE : 0.000

LAP	SECTOR 1		SECTOR 2		SECTOR 3		LAP TIME		MPH	DIFF	TIME OF DAY
1 -		79.7	59.853	91.6	56.017	99.2	2:59.761		59.45	23.011	14:19:07.784
2 -	51.130	84.4	58.692	83.7	54.493	101.0	2:44.315		65.04	7.565	14:21:52.099
3 -	51.162	78.3	58.271	89.5	53.754	102.1	2:43.187		65.49	6.437	14:24:35.286
4 -	52.005	82.9	58.023	91.5	54.036	101.5	2:44.064		65.14	7.314	14:27:19.350
5 -	50.418	80.8	57.938	90.9	54.034	101.3	2:42.390		65.81	5.640	14:30:01.740
6 -	50.441	84.3	58.822	96.1	54.147	98.3	2:43.410		65.40	6.660	14:32:45.150
7 -	50.638	83.8	56.919	94.7	53.973	100.4	2:41.530		66.16	4.780	14:35:26.680
8 -	50.298	83.5	58.134	94.9	53.652	98.9	2:42.084		65.94	5.334	14:38:08.764
9 -	50.026	86.9	57.072	93.4	IN PIT		3:50.642	**P**	46.34	1:13.892	14:41:59.406
10 -	OUTLAP	83.9	57.604	96.9	53.727	100.0	2:47.090		63.96	10.340	14:44:46.496
11 -	50.135	87.0	56.787	98.1	52.903	101.0	2:39.825		66.87	3.075	14:47:26.321
12 -	51.807	74.6	57.270	97.8	54.476	***102.7***	2:43.553		65.34	6.803	14:50:09.874
13 -	49.327	***88.4***	56.359	97.3	52.983	101.3	2:38.669	**(3)**	67.36	1.919	14:52:48.543
14 -	***48.993***	86.7	***55.578***	***100.6***	***52.179***	102.2	***2:36.750***	**(1)**	***68.18***		***14:55:25.293***
15 -	49.164	87.1	56.163	96.2	52.766	101.3	2:38.093	**(2)**	67.60	1.343	14:58:03.386

Ecurie Classic Racing

RACE 2 - SECTOR ANALYSIS

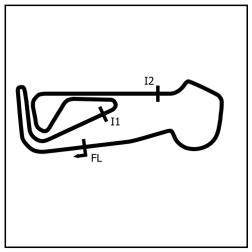

SECTOR 1 = FL to I1, SECTOR 2 = I1 to I2, SECTOR 3 = I2 to FL, DIFF = Difference To Personal Best Lap, P = Crossed Finish Line in Pit Lane, D = Time Disallowed

P13 28 3 Dave BROWN MG Roadster

IDEAL LAP TIME : 2:43.702 BEST LAP TIME : 2:43.719 DIFFERENCE : 0.017

LAP	SECTOR 1		SECTOR 2		SECTOR 3		LAP TIME		MPH	DIFF	TIME OF DAY
1 -		81.0	59.911	***93.8***	55.006	***93.5***	2:58.257		59.95	14.538	14:19:06.280
2 -	***51.787***	***82.1***	58.419	90.5	54.410	92.3	2:44.616	**(2)**	64.92	0.897	14:21:50.896
3 -	51.804	80.0	***58.043***	89.8	***53.872***	92.3	***2:43.719***	**(1)**	***65.28***		***14:24:34.615***
4 -	52.870	76.2	1:01.166	87.6	57.509	90.8	2:51.545		62.30	7.826	14:27:26.160
5 -	54.971	59.3	1:07.118	85.7	56.556	88.5	2:58.645		59.82	14.926	14:30:24.805
6 -	53.698	77.7	1:01.881	89.5	IN PIT		3:58.691	**P**	44.77	1:14.972	14:34:23.496
7 -	OUTLAP	75.7	1:03.364	84.2	57.848	87.4	2:59.063		59.68	15.344	14:37:22.559
8 -	57.736	71.6	1:01.789	88.1	56.029	89.7	2:55.554		60.88	11.835	14:40:18.113
9 -	55.847	65.5	1:02.265	89.5	54.944	89.9	2:53.056		61.76	9.337	14:43:11.169
10 -	55.014	79.5	58.558	93.2	54.550	89.8	2:48.122	**(3)**	63.57	4.403	14:45:59.291
11 -	54.630	76.6	1:01.083	85.2	55.067	85.7	2:50.780		62.58	7.061	14:48:50.071
12 -	55.108	75.8	1:01.452	86.1	55.828	87.0	2:52.388		62.00	8.669	14:51:42.459
13 -	54.787	75.0	1:01.221	87.4	54.324	86.1	2:50.332		62.74	6.613	14:54:32.791
14 -	55.008	72.7	1:02.866	73.3			3:29.401		51.04	45.682	14:58:02.192

P14 4 3 Marwan ANDON MGA

IDEAL LAP TIME : 2:44.055 BEST LAP TIME : 2:44.255 DIFFERENCE : 0.200

LAP	SECTOR 1		SECTOR 2		SECTOR 3		LAP TIME		MPH	DIFF	TIME OF DAY
1 -		79.6	59.365	93.3	55.370	91.5	3:00.143		59.33	15.888	14:19:08.166
2 -	53.471	***84.3***	58.936	91.1	55.021	***97.1***	2:47.428	**(3)**	63.83	3.173	14:21:55.594
3 -	***51.930***	80.8	***57.921***	***96.4***	54.404	93.5	***2:44.255***	**(1)**	***65.07***		***14:24:39.849***
4 -	52.959	72.3	59.413	95.0	54.709	95.8	2:47.081	**(2)**	63.96	2.826	14:27:26.930
5 -	54.972	56.8	1:02.862	94.9	***54.204***	91.5	2:52.038		62.12	7.783	14:30:18.968
6 -	1:21.795	66.5	59.191	93.3	59.224	80.0	3:20.210		53.38	35.955	14:33:39.178
7 -	58.452	61.7	1:05.824	85.4	IN PIT		4:20.802	**P**	40.98	1:36.547	14:37:59.980
8 -	OUTLAP	68.6	1:08.364	82.9	59.233	79.8	3:12.783		55.44	28.528	14:41:12.763
9 -	58.592	71.8	1:06.895	81.0	1:03.275	77.4	3:08.762		56.62	24.507	14:44:21.525
10 -	57.154	68.1	1:04.349	84.0	1:00.828	77.8	3:02.331		58.61	18.076	14:47:23.856
11 -	1:03.202	66.1	1:05.855	84.6	59.751	80.6	3:08.808		56.60	24.553	14:50:32.664
12 -	1:00.219	74.6	1:07.833	84.8	1:01.467	80.1	3:09.519		56.39	25.264	14:53:42.183
13 -	57.929	72.2	1:06.954	82.8	59.607	77.8	3:04.490		57.93	20.235	14:56:46.673
14 -	58.222	72.4	1:06.114	85.0	1:00.106	78.9	3:04.442		57.94	20.187	14:59:51.115

P15 19 C Bruce MCWHIRTER Jaguar Mk2

IDEAL LAP TIME : 2:33.961 BEST LAP TIME : 2:34.749 DIFFERENCE : 0.788

LAP	SECTOR 1		SECTOR 2		SECTOR 3		LAP TIME		MPH	DIFF	TIME OF DAY
1 -		78.3	57.006	89.0	54.761	107.7	2:53.869		61.47	19.120	14:19:01.892
2 -	50.591	80.0	55.848	96.6	53.760	108.0	2:40.199		66.71	5.450	14:21:42.091
3 -	50.759	79.7	55.839	92.5	52.750	***109.4***	2:39.348		67.07	4.599	14:24:21.439
4 -	49.824	80.4	55.559	87.7	52.833	106.5	2:38.216	**(2)**	67.55	3.467	14:26:59.655
5 -	51.809	73.2	56.128	84.4	54.111	108.4	2:42.048		65.95	7.299	14:29:41.703
6 -	49.176	79.5	55.045	86.2	IN PIT		3:50.405	**P**	46.38	1:15.656	14:33:32.108
7 -	OUTLAP	76.8	54.587	99.7	52.221	107.8	2:42.208		65.89	7.459	14:36:14.316
8 -	48.877	***81.1***	56.480	79.7	54.002	108.2	2:39.359		67.06	4.610	14:38:53.675
9 -	49.084	79.7	***53.908***	***100.3***	***51.757***	108.5	***2:34.749***	**(1)**	***69.06***		***14:41:28.424***
10 -	***48.296***	76.5	57.975	87.6	52.765	107.8	2:39.036	**(3)**	67.20	4.287	14:44:07.460

Ecurie Classic Racing

RACE 2 - BEST SECTORS

SECTOR 1				SECTOR 2				SECTOR 3			
POS	NO	NAME	TIME	NO	NAME	TIME	NO	NAME	TIME
1	64	SPARROW M / SPA	45.061	64	SPARROW M / SPA	51.078	64	SPARROW M / SPA	47.828
2	678	STOWE	46.007	25	WEBB / YOUNG	52.237	25	WEBB / YOUNG	48.364
3	25	WEBB / YOUNG	46.142	6	ANDON	52.485	678	STOWE	48.630
4	6	ANDON	46.643	9	MCWHIRTER	52.640	9	MCWHIRTER	48.668
5	33	PEARSON	46.741	678	STOWE	52.903	60	THOMPSON / MCLL	49.572
6	9	MCWHIRTER	46.759	151	BURTON	53.049	151	BURTON	49.621
7	151	BURTON	46.820	33	PEARSON	53.053	6	ANDON	49.772
8	60	THOMPSON / MCLL	47.077	49	DHESI	53.061	49	DHESI	49.818
9	46	WILTSHIRE F / WIL	47.365	15	HICKS	53.401	15	HICKS	49.912
10	49	DHESI	47.476	60	THOMPSON / MCLL	53.686	33	PEARSON	49.924
11	15	HICKS	47.843	46	WILTSHIRE F / WIL	53.744	46	WILTSHIRE F / WIL	50.176
12	19	MCWHIRTER	48.296	19	MCWHIRTER	53.908	19	MCWHIRTER	51.757
13	110	SEATH	48.993	110	SEATH	55.578	110	SEATH	52.179
14	28	BROWN	51.787	4	ANDON	57.921	28	BROWN	53.872
15	4	ANDON	51.930	28	BROWN	58.043	4	ANDON	54.204

IDEAL / BEST COMPARISON					
POS	NO	NAME	IDEAL	BEST	DIFF
		PERFECT LAP	2:23.967		
1	64	SPARROW M / SPARI	2:23.967	2:23.967	0.000
2	25	WEBB / YOUNG	2:26.743	2:26.840	0.097
3	678	STOWE	2:27.540	2:27.768	0.228
4	9	MCWHIRTER	2:28.067	2:28.395	0.328
5	6	ANDON	2:28.900	2:30.221	1.321
6	151	BURTON	2:29.490	2:30.009	0.519
7	33	PEARSON	2:29.718	2:29.933	0.215
8	60	THOMPSON / MCLUF	2:30.335	2:30.448	0.113
9	49	DHESI	2:30.355	2:30.905	0.550
10	15	HICKS	2:31.156	2:31.625	0.469
11	46	WILTSHIRE F / WILTS	2:31.285	2:32.389	1.104
12	19	MCWHIRTER	2:33.961	2:34.749	0.788
13	110	SEATH	2:36.750	2:36.750	0.000
14	28	BROWN	2:43.702	2:43.719	0.017
15	4	ANDON	2:44.055	2:44.255	0.200

Weather / Track : Bright / Dry

Snetterton 300: 2.9689 miles
Date: 23/04/2022 Start: 14:16 Finish: 14:57

Results can be found at www.tsl-timing.com

Printed - 15:04 Saturday, 23 April 2022

Ecurie Classic Racing

RACE 2 - BEST SPEEDS

	INTERMEDIATE 1			INTERMEDIATE 2			FINISH LINE		
POS	NO	NAME	MPH	NO	NAME	MPH	NO	NAME	MPH
1	**25**	WEBB / YOUNG	**96.0**	**64**	SPARROW M / SPARROW R	**116.9**	**9**	MCWHIRTER	**110.5**
2	**33**	PEARSON	**95.8**	**49**	DHESI	**113.1**	**49**	DHESI	**110.1**
3	**6**	ANDON	**94.5**	**9**	MCWHIRTER	**112.4**	**19**	MCWHIRTER	**109.4**
4	**151**	BURTON	**94.5**	**25**	WEBB / YOUNG	**112.4**	**64**	SPARROW M / SPARROW R	**108.7**
5	**678**	STOWE	**92.5**	**33**	PEARSON	**111.6**	**6**	ANDON	**107.5**
6	**46**	WILTSHIRE F / WILTSHIRE G	**92.0**	**151**	BURTON	**110.3**	**151**	BURTON	**107.2**
7	**60**	THOMPSON / MCLURG	**91.0**	**6**	ANDON	**107.3**	**678**	STOWE	**106.6**
8	**15**	HICKS	**90.5**	**678**	STOWE	**106.0**	**25**	WEBB / YOUNG	**106.5**
9	**49**	DHESI	**89.8**	**46**	WILTSHIRE F / WILTSHIRE G	**105.3**	**33**	PEARSON	**106.0**
10	**110**	SEATH	**88.4**	**60**	THOMPSON / MCLURG	**105.1**	**110**	SEATH	**102.7**
11	**4**	ANDON	**84.3**	**15**	HICKS	**102.9**	**60**	THOMPSON / MCLURG	**100.0**
12	**28**	BROWN	**82.1**	**110**	SEATH	**100.6**	**46**	WILTSHIRE F / WILTSHIRE G	**99.2**
13	**19**	MCWHIRTER	**81.1**	**19**	MCWHIRTER	**100.3**	**15**	HICKS	**98.5**
14				**4**	ANDON	**96.4**	**4**	ANDON	**97.1**
15				**28**	BROWN	**93.8**	**28**	BROWN	**93.5**

Weather / Track : Bright / Dry

Snetterton 300: 2.9689 miles
Date: 23/04/2022 Start: 14:16 Finish: 14:57

Results can be found at www.tsl-timing.com

Printed - 15:04 Saturday, 23 April 2022

Ecurie Classic Racing

RACE 2 - PIT STOP ANALYSIS

P1	9	Darren MCWHIRTER		
STOP	IN TIME	STOP TIME	TOTAL TIME	OUT TIME
1 -	14:38:54.681	1:05.246	1:05.246	14:39:59.927

P2	678	Martin STOWE		
STOP	IN TIME	STOP TIME	TOTAL TIME	OUT TIME
1 -	14:36:20.883	1:09.169	1:09.169	14:37:30.052

P3	33	Glenn PEARSON		
STOP	IN TIME	STOP TIME	TOTAL TIME	OUT TIME
1 -	14:38:59.965	1:00.979	1:00.979	14:40:00.944

P4	25	WEBB / YOUNG		
STOP	IN TIME	STOP TIME	TOTAL TIME	OUT TIME
1 -	14:34:05.214	1:14.601	1:14.601	14:35:19.815

P5	6	John ANDON		
STOP	IN TIME	STOP TIME	TOTAL TIME	OUT TIME
1 -	14:39:16.320	1:08.481	1:08.481	14:40:24.801

P6	151	John BURTON		
STOP	IN TIME	STOP TIME	TOTAL TIME	OUT TIME
1 -	14:39:26.518	1:04.496	1:04.496	14:40:31.014

P7	60	THOMPSON / MCLURG		
STOP	IN TIME	STOP TIME	TOTAL TIME	OUT TIME
1 -	14:34:18.464	1:05.874	1:05.874	14:35:24.338

P8	15	James HICKS		
STOP	IN TIME	STOP TIME	TOTAL TIME	OUT TIME
1 -	14:34:20.727	1:06.286	1:06.286	14:35:27.013

P9	49	Benjit DHESI		
STOP	IN TIME	STOP TIME	TOTAL TIME	OUT TIME
1 -	14:37:09.126	1:05.863	1:05.863	14:38:14.989

P10	64	SPARROW M / SPARROW R		
STOP	IN TIME	STOP TIME	TOTAL TIME	OUT TIME
1 -	14:39:15.225	1:36.534	1:36.534	14:40:51.759

P11	46	WILTSHIRE F / WILTSHIRE G		
STOP	IN TIME	STOP TIME	TOTAL TIME	OUT TIME
1 -	14:36:49.224	1:08.709	1:08.709	14:37:57.933

P12	110	Simon SEATH		
STOP	IN TIME	STOP TIME	TOTAL TIME	OUT TIME
1 -	14:40:48.275	1:11.131	1:11.131	14:41:59.406

P13	28	Dave BROWN		
STOP	IN TIME	STOP TIME	TOTAL TIME	OUT TIME
1 -	14:33:17.463	1:06.033	1:06.033	14:34:23.496
2 -	14:57:47.029	15.163	1:21.196	14:58:02.192

P14	4	Marwan ANDON		
STOP	IN TIME	STOP TIME	TOTAL TIME	OUT TIME
1 -	14:36:42.616	1:17.364	1:17.364	14:37:59.980

P15	19	Bruce MCWHIRTER		
STOP	IN TIME	STOP TIME	TOTAL TIME	OUT TIME
1 -	14:32:20.735	1:11.373	1:11.373	14:33:32.108
2 -	14:47:08.091			

Weather / Track : Bright / Dry

Snetterton 300: 2.9689 miles
Date: 23/04/2022 Start: 14:16 Finish: 14:57

Results can be found at www.tsl-timing.com

Printed - 15:04 Saturday, 23 April 2022

Ecurie Classic Racing

RACE 2 - STATISTICS

Competitors Started	15
Planned Start	2022-04-23 @ 14:15:00.000
Actual Start	2022-04-23 @ 14:16:08.022
Finish Time	2022-04-23 @ 14:57:25.015
Track Length	2.9689mi.
Total Laps	229
Total Distance Covered	679.8807mi.

Session Fastest Lap History

NO	CL	NAME	LAP TIME	TIME OF DAY	LAP	VEHICLE
678	4	**Martin STOWE**	**2:40.283**	14:18:48.322	1	TVR Grantura Mk3
64	4	**SPARROW M / SPARROW R**	**2:27.750**	14:21:19.437	2	Porsche 911
64	4	**SPARROW M / SPARROW R**	**2:26.853**	14:23:46.289	3	Porsche 911
64	4	**SPARROW M / SPARROW R**	**2:26.040**	14:26:12.329	4	Porsche 911
64	4	**SPARROW M / SPARROW R**	**2:25.794**	14:28:38.123	5	Porsche 911
64	4	**SPARROW M / SPARROW R**	**2:23.967**	14:31:02.090	6	Porsche 911

Session Leader History

NO	CL	NAME	FROM LAP	LAPS LED	DISTANCE	VEHICLE
678	4	**Martin STOWE**	1	1	2.96 miles	TVR Grantura Mk3
64	4	**SPARROW M / SPARROW R**	2	5	14.84 miles	Porsche 911
678	4	**Martin STOWE**	7	1	2.96 miles	TVR Grantura Mk3
9	B	**Darren MCWHIRTER**	8	9	26.72 miles	Jaguar Mk1

Flag History

TYPE	TIME OF DAY
GREEN	14:16:08.022
FINISH	14:57:25.015

Flag Statistics

TYPE	COUNT	TOTAL LAPS	TOTAL TIME
Green	1	16	47:11.010
Red	0	0	0.000
Safety Car	0	0	0.000
FCY	0	0	0.000

Ecurie Classic Racing

RACE 2 - STATISTICS

CLASS : 3

5 Starters

Fastest Lap History

NO	NAME	LAP TIME	TIME OF DAY	LAP	VEHICLE
60	**THOMPSON / MCLURG**	**2:46.693**	14:18:54.719	1	MGB
60	**THOMPSON / MCLURG**	**2:34.749**	14:21:29.464	2	MGB
15	**James HICKS**	**2:34.671**	14:21:30.031	2	MGB
46	**WILTSHIRE F / WILTSHIRE G**	**2:34.522**	14:21:31.866	2	MGB
60	**THOMPSON / MCLURG**	**2:34.345**	14:24:03.809	3	MGB
46	**WILTSHIRE F / WILTSHIRE G**	**2:32.389**	14:29:13.090	5	MGB
15	**James HICKS**	**2:31.780**	14:48:16.654	12	MGB
60	**THOMPSON / MCLURG**	**2:30.886**	14:48:16.957	12	MGB
60	**THOMPSON / MCLURG**	**2:30.448**	14:55:52.318	15	MGB

Leader History

NO	NAME	FROM LAP	LAPS LED	DISTANCE	VEHICLE
60	**THOMPSON / MCLURG**	1	5	14.84 miles	MGB
46	**WILTSHIRE F / WILTSHIRE G**	6	3	8.90 miles	MGB
60	**THOMPSON / MCLURG**	9	1	2.96 miles	MGB
15	**James HICKS**	10	4	11.87 miles	MGB
60	**THOMPSON / MCLURG**	14	3	8.90 miles	MGB

Weather / Track : Bright / Dry

Snetterton 300: 2.9689 miles
Date: 23/04/2022 Start: 14:16 Finish: 14:57

Ecurie Classic Racing

RACE 2 - STATISTICS

CLASS : 4

3 Starters

Fastest Lap History

NO	NAME	LAP TIME	TIME OF DAY	LAP	VEHICLE
678	**Martin STOWE**	**2:40.283**	14:18:48.322	1	TVR Grantura Mk3
64	**SPARROW M / SPARROW R**	**2:27.750**	14:21:19.437	2	Porsche 911
64	**SPARROW M / SPARROW R**	**2:26.853**	14:23:46.289	3	Porsche 911
64	**SPARROW M / SPARROW R**	**2:26.040**	14:26:12.329	4	Porsche 911
64	**SPARROW M / SPARROW R**	**2:25.794**	14:28:38.123	5	Porsche 911
64	**SPARROW M / SPARROW R**	**2:23.967**	14:31:02.090	6	Porsche 911

Leader History

NO	NAME	FROM LAP	LAPS LED	DISTANCE	VEHICLE
678	**Martin STOWE**	1	1	2.96 miles	TVR Grantura Mk3
64	**SPARROW M / SPARROW R**	2	5	14.84 miles	Porsche 911
678	**Martin STOWE**	7	1	2.96 miles	TVR Grantura Mk3
6	**John ANDON**	8	1	2.96 miles	Triumph TR4
678	**Martin STOWE**	9	8	23.75 miles	TVR Grantura Mk3

Weather / Track : Bright / Dry

Snetterton 300: 2.9689 miles
Date: 23/04/2022 Start: 14:16 Finish: 14:57

Ecurie Classic Racing

RACE 2 - STATISTICS

CLASS : B

6 Starters

Fastest Lap History

NO	NAME	LAP TIME	TIME OF DAY	LAP	VEHICLE
33	**Glenn PEARSON**	**2:43.542**	14:18:51.574	1	Jaguar Mk1
9	**Darren MCWHIRTER**	**2:33.109**	14:21:25.430	2	Jaguar Mk1
9	**Darren MCWHIRTER**	**2:29.324**	14:23:54.752	3	Jaguar Mk1
9	**Darren MCWHIRTER**	**2:29.179**	14:33:54.116	7	Jaguar Mk1
25	**WEBB / YOUNG**	**2:28.783**	14:42:53.230	10	Jaguar Mk1
25	**WEBB / YOUNG**	**2:28.422**	14:45:21.653	11	Jaguar Mk1
25	**WEBB / YOUNG**	**2:27.352**	14:47:49.005	12	Jaguar Mk1
25	**WEBB / YOUNG**	**2:26.840**	14:55:11.941	15	Jaguar Mk1

Leader History

NO	NAME	FROM LAP	LAPS LED	DISTANCE	VEHICLE
33	**Glenn PEARSON**	1	1	2.96 miles	Jaguar Mk1
9	**Darren MCWHIRTER**	2	15	44.53 miles	Jaguar Mk1

Ecurie Classic Racing

RACE 2 - STATISTICS

CLASS : C

1 Starters

Fastest Lap History

NO	NAME	LAP TIME	TIME OF DAY	LAP	VEHICLE
19	**Bruce MCWHIRTER**	**2:53.869**	14:19:01.894	1	Jaguar Mk2
19	**Bruce MCWHIRTER**	**2:40.199**	14:21:42.092	2	Jaguar Mk2
19	**Bruce MCWHIRTER**	**2:39.348**	14:24:21.440	3	Jaguar Mk2
19	**Bruce MCWHIRTER**	**2:38.216**	14:26:59.656	4	Jaguar Mk2
19	**Bruce MCWHIRTER**	**2:34.749**	14:41:28.425	9	Jaguar Mk2

Leader History

NO	NAME	FROM LAP	LAPS LED	DISTANCE	VEHICLE
19	**Bruce MCWHIRTER**	1	10	29.68 miles	Jaguar Mk2

Weather / Track : Bright / Dry

Snetterton 300: 2.9689 miles
Date: 23/04/2022 Start: 14:16 Finish: 14:57

HSCC HISTORIC FORMULA FORD 2000 CHAMPIONSHIP

FF2000 single seater cars built and raced before 1980

HSCC Jim Russell Trophy

Snetterton 300

23rd / 24th April 2022

Timing & Results Provided by Timing Solutions Ltd

www.tsl-timing.com

Snetterton 300

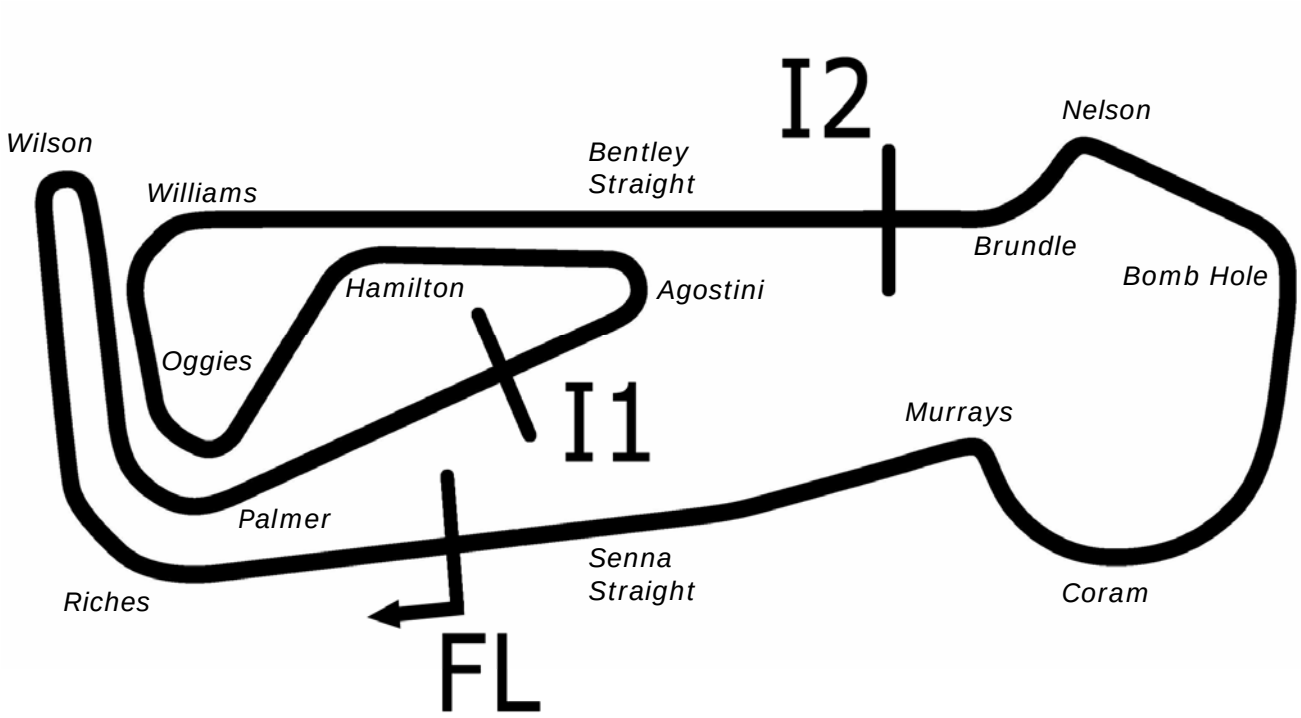

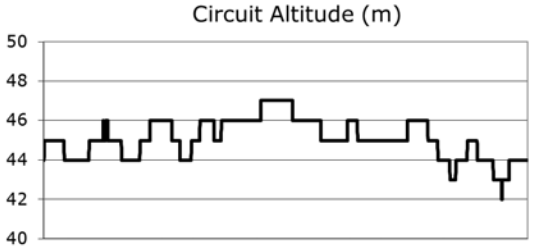

Length	2.9689 miles	4778.0 m	
FL		52.46340 N	0.94476 E
I1	1545m	52.46487 N	0.94466 E
I2	3198m	52.46617 N	0.94964 E
Pit Entry	4572m	52.46364 N	0.94774 E
Pit Exit	40m after FL	52.46338 N	0.94420 E

Pit Entry–Pit Exit 246m, 17.7s @50kph, 14.7s @60kph

All results available at www.tsl-timing.com

Sheet No:	Issue Time:

HSCC Historic Formula Ford 2000 Championship

QUALIFYING - RACE 3 - CLASSIFICATION

POS	NO	CL	PIC	NAME	ENTRY	TIME	ON	LAPS	GAP	DIFF	MPH
1	2	A	1	Benn SIMMS	Reynard SF77	1:58.732	4	10			90.01
2	8	A	2	Graham FENNYMORE	Reynard SF81	1:58.851	10	10	0.119	0.119	89.92
3	48	A	3	Cam JACKSON	Delta T80	2:00.222	7	10	1.490	1.371	88.90
4	12	A	4	Drew CAMERON	Royale RP27	2:00.632	9	10	1.900	0.410	88.60
5	35	A	5	Graham RIDGWAY	Royale RP27	2:01.296	10	10	2.564	0.664	88.11
6	18	A	6	Stephen GLASSWELL	Reynard SF79	2:01.417	9	9	2.685	0.121	88.02
7	7	A	7	Brian MORRIS	Reynard SF79	2:01.712	10	10	2.980	0.295	87.81
8	55	A	8	Jon FINCH	Reynard SF79	2:01.957	10	10	3.225	0.245	87.63
9	58	A	9	Greg ROBERTSON	Reynard SF79	2:02.222	9	9	3.490	0.265	87.44
10	72	A	10	Andrew STORER	Reynard SF79	2:02.277	10	10	3.545	0.055	87.40
11	90	A	11	Ben GLASSWELL	Reynard SF77	2:02.391	3	4	3.659	0.114	87.32
12	63	A	12	Ollie ROBERTS	Reynard SF79	2:03.318	10	10	4.586	0.927	86.67
13	97	A	13	Nathaniel COOPER	Royale RP27	2:03.321	9	10	4.589	0.003	86.66
14	69	A	14	Adrian REYNARD	Reynard SF79	2:03.548	7	10	4.816	0.227	86.50
15	66	A	15	Adrian LANGRIDGE	Reynard SF78	2:03.753	8	10	5.021	0.205	86.36
16	28	A	16	Fraser COLLINS	Royale RP30	2:05.013	7	8	6.281	1.260	85.49
17	59	A	17	Bernie BRADEN	Reynard SF79	2:05.378	8	10	6.646	0.365	85.24
18	37	A	18	Lee BANKHURST	Royale RP30	2:05.479	5	7	6.747	0.101	85.17
19	75	A	19	Colin WRIGHT	Reynard SF79	2:06.378	8	9	7.646	0.899	84.57
20	88	A	20	Jennifer RIDGWAY	Reynard SF78	2:06.663	6	8	7.931	0.285	84.38
21	15	A	21	Anthony THOMPSON	Reynard SF79	2:07.162	6	6	8.430	0.499	84.05
22	99	A	22	Geoff O'NION	Reynard SF77	2:08.635	8	9	9.903	1.473	83.08
23	26	A	23	Jonathan ROSE	Reynard SF79	2:09.643	9	9	10.911	1.008	82.44
24	16	A	24	John MOORE	Delta T80	2:10.080	9	9	11.348	0.437	82.16
25	49	A	25	John WILKINSON	Reynard SF79	2:11.183	8	9	12.451	1.103	81.47
26	79	A	26	Andy LANGRIDGE	Reynard SF78	2:12.305	7	9	13.573	1.122	80.78
27	29	A	27	John CONWAY	Royale RP27	2:14.749	4	9	16.017	2.444	79.31
28	21	B	1	Neil BOWMAN	Van Diemen RF78	2:14.965	7	8	16.233	0.216	79.19
29	17	A	28	Glyn DAVIES	Reynard SF79			1			

Weather / Track : Bright / Dry

Snetterton 300: 2.9689 miles

These results are provisional until the conclusion of any judicial and technical matters.

Date: 23/04/2022 Start: 10:01 Finish: 10:21

Clerk Of Course : Julian Floyd	Stewards :	Timekeeper : Nick Palmer

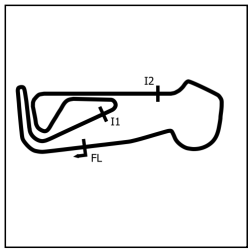

HSCC Historic Formula Ford 2000 Championship

QUALIFYING - RACE 3 - SECTOR ANALYSIS

SECTOR 1 = FL to I1, SECTOR 2 = I1 to I2, SECTOR 3 = I2 to FL, DIFF = Difference To Personal Best Lap, P = Crossed Finish Line in Pit Lane, D = Time Disallowed

P1 2 A Benn SIMMS — Reynard SF77

IDEAL LAP TIME : 1:58.554 BEST LAP TIME : 1:58.732 DIFFERENCE : 0.178

LAP	SECTOR 1		SECTOR 2		SECTOR 3		LAP TIME	MPH	DIFF	TIME OF DAY
1 -	OUTLAP	104.8	44.558	114.3	40.528	114.1	2:07.076	84.10	8.344	10:04:01.186
2 -	38.313	106.0	43.730	115.9	39.454	114.3	2:01.497	87.96	2.765	10:06:02.683
3 -	37.745	106.3	43.139	116.3	39.249	115.7	2:00.133	88.96	1.401	10:08:02.816
4 -	37.092	108.0	42.756	116.9	***38.884***	115.9	***1:58.732*** **(1)**	***90.01***		***10:10:01.548***
5 -	37.597	105.6	44.648	116.5	40.354	116.5	2:02.599	87.17	3.867	10:12:04.147
6 -	37.549	108.0	42.987	116.7	39.421	116.3	1:59.957 **(3)**	89.09	1.225	10:14:04.104
7 -	***36.926***	108.0	***42.744***	***117.1***	39.909	***117.5***	1:59.579 **(2)**	89.38	0.847	10:16:03.683
8 -	37.116	108.4	43.790	116.5	41.526	116.9	2:02.432	87.29	3.700	10:18:06.115
9 -	37.025	***109.2***	44.801	116.5	40.992	117.1	2:02.818	87.02	4.086	10:20:08.933
10 -	37.958	106.8	43.873	116.9	39.166	105.5	2:00.997	88.33	2.265	10:22:09.930

P2 8 A Graham FENNYMORE — Reynard SF81

IDEAL LAP TIME : 1:58.818 BEST LAP TIME : 1:58.851 DIFFERENCE : 0.033

LAP	SECTOR 1		SECTOR 2		SECTOR 3		LAP TIME	MPH	DIFF	TIME OF DAY
1 -	OUTLAP	104.8	44.428	116.1	40.120	114.7	2:07.684	83.70	8.833	10:04:03.350
2 -	38.350	107.2	43.528	117.5	39.891	114.3	2:01.769	87.77	2.918	10:06:05.119
3 -	37.907	107.3	43.285	117.9	39.408	115.7	2:00.600	88.62	1.749	10:08:05.719
4 -	37.664	108.5	43.138	118.7	39.439	115.7	2:00.241	88.88	1.390	10:10:05.960
5 -	37.761	108.4	43.247	119.1	39.180	116.7	2:00.188	88.92	1.337	10:12:06.148
6 -	37.445	108.7	***42.877***	118.7	39.401	116.9	1:59.723 **(3)**	89.27	0.872	10:14:05.871
7 -	37.273	***109.1***	43.468	117.9	38.993	116.9	1:59.734	89.26	0.883	10:16:05.605
8 -	37.270	***109.1***	43.217	119.1	38.748	***117.3***	1:59.235 **(2)**	89.63	0.384	10:18:04.840
9 -	***37.225***	108.7	43.001	***120.4***	39.763	116.9	1:59.989	89.07	1.138	10:20:04.829
10 -	37.232	108.9	42.903	119.6	***38.716***	116.5	***1:58.851*** **(1)**	***89.92***		***10:22:03.680***

P3 48 A Cam JACKSON — Delta T80

IDEAL LAP TIME : 2:00.119 BEST LAP TIME : 2:00.222 DIFFERENCE : 0.103

LAP	SECTOR 1		SECTOR 2		SECTOR 3		LAP TIME	MPH	DIFF	TIME OF DAY
1 -	OUTLAP	102.1	46.088	115.7	41.859	114.3	2:12.820	80.47	12.598	10:04:47.116
2 -	41.070	102.2	44.842	117.7	40.700	113.5	2:06.612	84.41	6.390	10:06:53.728
3 -	37.994	106.6	43.532	118.1	39.465	115.1	2:00.991 **(3)**	88.33	0.769	10:08:54.719
4 -	37.891	***109.1***	43.806	118.9	39.712	***116.3***	2:01.409	88.03	1.187	10:10:56.128
5 -	37.870	107.7	44.277	118.9	40.831	115.3	2:02.978	86.91	2.756	10:12:59.106
6 -	38.086	107.5	43.536	118.9	40.649	115.5	2:02.271	87.41	2.049	10:15:01.377
7 -	37.570	107.3	***43.398***	118.7	***39.254***	115.7	***2:00.222*** **(1)**	***88.90***		***10:17:01.599***
8 -	37.587	108.0	43.777	118.3	46.309	116.1	2:07.673	83.71	7.451	10:19:09.272
9 -	***37.467***	108.7	44.902	118.7	40.100	115.1	2:02.469	87.27	2.247	10:21:11.741
10 -	37.478	108.2	43.435	***119.1***	39.396	115.9	2:00.309 **(2)**	88.83	0.087	10:23:12.050

P4 12 A Drew CAMERON — Royale RP27

IDEAL LAP TIME : 2:00.224 BEST LAP TIME : 2:00.632 DIFFERENCE : 0.408

LAP	SECTOR 1		SECTOR 2		SECTOR 3		LAP TIME	MPH	DIFF	TIME OF DAY
1 -	OUTLAP	104.6	44.716	118.1	41.196	116.3	2:08.444	83.21	7.812	10:04:05.419
2 -	39.067	106.5	43.642	118.3	40.600	115.9	2:03.309	86.67	2.677	10:06:08.728
3 -	38.300	107.0	43.527	118.9	40.481	116.9	2:02.308	87.38	1.676	10:08:11.036
4 -	38.174	108.4	43.302	120.0	40.279	117.5	2:01.755	87.78	1.123	10:10:12.791
5 -	37.856	108.9	43.016	119.6	***40.062***	***118.9***	2:00.934 **(2)**	88.37	0.302	10:12:13.725
6 -	38.048	108.0	43.278	119.4	40.733	118.3	2:02.059	87.56	1.427	10:14:15.784
7 -	37.793	108.9	43.150	118.7	40.204	117.9	2:01.147	88.22	0.515	10:16:16.931
8 -	38.177	108.2	43.351	119.8	40.159	118.5	2:01.687	87.83	1.055	10:18:18.618
9 -	37.748	108.5	***42.512***	***122.2***	40.372	118.3	***2:00.632*** **(1)**	***88.60***		***10:20:19.250***
10 -	***37.650***	***109.6***	42.937	120.4	40.496	117.5	2:01.083 **(3)**	88.27	0.451	10:22:20.333

Weather / Track : Bright / Dry

Snetterton 300: 2.9689 miles
Date: 23/04/2022 Start: 10:01 Finish: 10:21

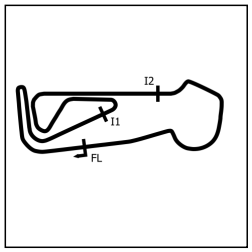

HSCC Historic Formula Ford 2000 Championship

QUALIFYING - RACE 3 - SECTOR ANALYSIS

SECTOR 1 = FL to I1, SECTOR 2 = I1 to I2, SECTOR 3 = I2 to FL, DIFF = Difference To Personal Best Lap, P = Crossed Finish Line in Pit Lane, D = Time Disallowed

P5 35 A Graham RIDGWAY Royale RP27

IDEAL LAP TIME : 2:00.728 BEST LAP TIME : 2:01.296 DIFFERENCE : 0.568

LAP	SECTOR 1		SECTOR 2		SECTOR 3		LAP TIME	MPH	DIFF	TIME OF DAY
1 -	OUTLAP	104.0	46.287	117.1	44.756	112.9	2:17.266	77.86	15.970	10:04:45.091
2 -	39.472	106.0	44.710	118.1	41.504	114.9	2:05.686	85.03	4.390	10:06:50.777
3 -	38.407	106.0	43.854	117.7	40.390	114.1	2:02.651	87.14	1.355	10:08:53.428
4 -	38.905	106.3	44.578	***120.0***	40.123	115.7	2:03.606	86.46	2.310	10:10:57.034
5 -	38.550	107.0	45.130	118.3	40.816	115.3	2:04.496	85.85	3.200	10:13:01.530
6 -	38.352	107.7	44.326	118.1	41.273	114.9	2:03.951	86.22	2.655	10:15:05.481
7 -	38.170	106.8	43.783	118.9	***39.878***	115.3	2:01.831 **(2)**	87.72	0.535	10:17:07.312
8 -	38.522	107.8	43.793	118.5	40.297	***116.1***	2:02.612	87.16	1.316	10:19:09.924
9 -	***37.709***	***108.2***	44.855	118.9	40.034	115.1	2:02.598 **(3)**	87.17	1.302	10:21:12.522
10 -	38.247	107.2	***43.141***	118.9	39.908	114.7	***2:01.296*** **(1)**	***88.11***		***10:23:13.818***

P6 18 A Stephen GLASSWELL Reynard SF79

IDEAL LAP TIME : 2:01.265 BEST LAP TIME : 2:01.417 DIFFERENCE : 0.152

LAP	SECTOR 1		SECTOR 2		SECTOR 3		LAP TIME	MPH	DIFF	TIME OF DAY
1 -	OUTLAP	102.6	46.536	113.9	41.748	112.7	2:17.055	77.98	15.638	10:06:14.138
2 -	38.893	105.6	44.526	115.5	40.639	113.5	2:04.058	86.15	2.641	10:08:18.196
3 -	38.171	107.3	43.902	116.7	40.224	114.5	2:02.297	87.39	0.880	10:10:20.493
4 -	38.324	105.8	43.911	115.9	39.994	115.1	2:02.229	87.44	0.812	10:12:22.722
5 -	38.180	107.3	43.772	116.1	40.275	114.9	2:02.227 **(3)**	87.44	0.810	10:14:24.949
6 -	38.094	107.8	43.647	116.1	40.064	114.9	2:01.805 **(2)**	87.74	0.388	10:16:26.754
7 -	***37.998***	***108.0***	43.949	116.7	40.809	***115.3***	2:02.756	87.06	1.339	10:18:29.510
8 -	38.434	107.8	43.791	***117.3***	40.057	114.9	2:02.282	87.40	0.865	10:20:31.792
9 -	38.150	***108.0***	***43.389***	***117.3***	***39.878***	115.1	***2:01.417*** **(1)**	***88.02***		***10:22:33.209***

P7 7 A Brian MORRIS Reynard SF79

IDEAL LAP TIME : 2:01.712 BEST LAP TIME : 2:01.712 DIFFERENCE : 0.000

LAP	SECTOR 1		SECTOR 2		SECTOR 3		LAP TIME	MPH	DIFF	TIME OF DAY
1 -	OUTLAP	99.8	46.328	115.5	44.688	114.1	2:17.337	77.82	15.625	10:04:46.316
2 -	41.499	104.5	45.150	115.1	41.511	114.7	2:08.160	83.39	6.448	10:06:54.476
3 -	38.932	105.8	44.452	114.9	40.925	112.7	2:04.309	85.97	2.597	10:08:58.785
4 -	38.812	106.0	44.457	115.7	40.527	113.1	2:03.796	86.33	2.084	10:11:02.581
5 -	38.336	***106.6***	44.739	116.1	40.554	113.5	2:03.629	86.45	1.917	10:13:06.210
6 -	38.517	105.6	45.350	115.7	40.526	113.7	2:04.393	85.92	2.681	10:15:10.603
7 -	38.456	106.1	43.885	116.9	40.141	114.1	2:02.482 **(2)**	87.26	0.770	10:17:13.085
8 -	38.428	104.5	44.797	***119.4***	40.346	***115.3***	2:03.571	86.49	1.859	10:19:16.656
9 -	38.267	105.0	44.148	117.5	40.440	114.1	2:02.855 **(3)**	86.99	1.143	10:21:19.511
10 -	***38.022***	106.5	***43.697***	117.7	***39.993***	114.3	***2:01.712*** **(1)**	***87.81***		***10:23:21.223***

P8 55 A Jon FINCH Reynard SF79

IDEAL LAP TIME : 2:01.893 BEST LAP TIME : 2:01.957 DIFFERENCE : 0.064

LAP	SECTOR 1		SECTOR 2		SECTOR 3		LAP TIME	MPH	DIFF	TIME OF DAY
1 -	OUTLAP	99.4	48.453	103.8	44.284	110.1	2:19.965	76.36	18.008	10:04:26.824
2 -	40.082	104.0	45.401	114.9	42.799	112.2	2:08.282	83.31	6.325	10:06:35.106
3 -	41.747	101.9	46.812	114.3	41.511	112.4	2:10.070	82.17	8.113	10:08:45.176
4 -	41.497	95.5	47.786	115.3	40.921	113.9	2:10.204	82.08	8.247	10:10:55.380
5 -	40.600	93.8	46.083	116.1	40.785	114.3	2:07.468	83.84	5.511	10:13:02.848
6 -	38.763	***106.5***	44.747	116.3	40.924	***115.1***	2:04.434	85.89	2.477	10:15:07.282
7 -	39.251	105.6	44.503	***118.1***	41.066	114.5	2:04.820	85.62	2.863	10:17:12.102
8 -	38.834	106.3	44.560	116.1	40.654	114.3	2:04.048 **(3)**	86.16	2.091	10:19:16.150
9 -	***38.378***	***106.5***	43.945	116.9	40.124	113.7	2:02.447 **(2)**	87.28	0.490	10:21:18.597
10 -	38.442	105.3	***43.667***	115.9	***39.848***	113.5	***2:01.957*** **(1)**	***87.63***		***10:23:20.554***

Weather / Track : Bright / Dry

Snetterton 300: 2.9689 miles
Date: 23/04/2022 Start: 10:01 Finish: 10:21

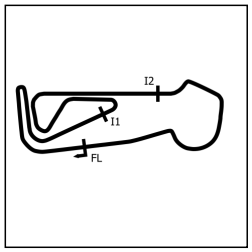

HSCC Historic Formula Ford 2000 Championship

QUALIFYING - RACE 3 - SECTOR ANALYSIS

SECTOR 1 = FL to I1, SECTOR 2 = I1 to I2, SECTOR 3 = I2 to FL, DIFF = Difference To Personal Best Lap, P = Crossed Finish Line in Pit Lane, D = Time Disallowed

P9 58 A Greg ROBERTSON — Reynard SF79

IDEAL LAP TIME : 2:01.569 BEST LAP TIME : 2:02.222 DIFFERENCE : 0.653

LAP	SECTOR 1		SECTOR 2		SECTOR 3		LAP TIME		MPH	DIFF	TIME OF DAY
1 -	OUTLAP	66.7	55.101	87.0	50.524	103.2	2:41.517		66.17	39.295	10:05:19.507
2 -	45.617	70.0	49.776	113.9	45.707	113.5	2:21.100		75.74	18.878	10:07:40.607
3 -	41.665	100.9	45.828	114.9	42.579	113.1	2:10.072		82.17	7.850	10:09:50.679
4 -	39.362	104.0	45.038	114.5	41.158	114.1	2:05.558		85.12	3.336	10:11:56.237
5 -	39.082	103.7	44.301	114.9	40.728	114.1	2:04.111		86.11	1.889	10:14:00.348
6 -	38.545	105.6	44.193	114.5	40.472	115.3	2:03.210	(3)	86.74	0.988	10:16:03.558
7 -	38.828	107.0	43.760	117.1	41.019	116.3	2:03.607		86.46	1.385	10:18:07.165
8 -	38.025	107.5	***43.518***	***118.7***	41.477	***116.5***	2:03.020	(2)	86.88	0.798	10:20:10.185
9 -	***37.766***	***109.1***	44.171	118.3	***40.285***	115.3	***2:02.222***	(1)	***87.44***		***10:22:12.407***

P10 72 A Andrew STORER — Reynard SF79

IDEAL LAP TIME : 2:01.929 BEST LAP TIME : 2:02.277 DIFFERENCE : 0.348

LAP	SECTOR 1		SECTOR 2		SECTOR 3		LAP TIME		MPH	DIFF	TIME OF DAY
1 -	OUTLAP	105.0	45.981	115.7	42.011	114.9	2:10.996		81.59	8.719	10:04:13.962
2 -	39.332	105.5	44.635	116.7	40.887	114.1	2:04.854		85.60	2.577	10:06:18.816
3 -	38.885	107.0	45.106	116.7	40.521	116.1	2:04.512		85.83	2.235	10:08:23.328
4 -	38.721	107.7	44.908	117.5	40.482	116.3	2:04.111		86.11	1.834	10:10:27.439
5 -	38.245	107.8	***44.099***	117.9	40.512	115.5	2:02.856	(3)	86.99	0.579	10:12:30.295
6 -	38.113	107.2	44.617	117.7	40.225	115.9	2:02.955		86.92	0.678	10:14:33.250
7 -	38.480	108.0	44.109	116.9	***39.944***	***116.7***	2:02.533	(2)	87.22	0.256	10:16:35.783
8 -	38.182	107.3	44.396	118.1	40.318	115.7	2:02.896		86.96	0.619	10:18:38.679
9 -	37.968	***108.5***	45.273	***118.5***	40.140	115.7	2:03.381		86.62	1.104	10:20:42.060
10 -	***37.886***	107.8	44.211	118.3	40.180	114.7	***2:02.277***	(1)	***87.40***		***10:22:44.337***

P11 90 A Ben GLASSWELL — Reynard SF77

IDEAL LAP TIME : 2:01.598 BEST LAP TIME : 2:02.391 DIFFERENCE : 0.793

LAP	SECTOR 1		SECTOR 2		SECTOR 3		LAP TIME		MPH	DIFF	TIME OF DAY
1 -	OUTLAP	74.3	48.485	112.0	43.626	113.1	2:26.849		72.78	24.458	10:05:19.666
2 -	40.159	103.7	44.984	116.5	41.632	114.7	2:06.775	(3)	84.30	4.384	10:07:26.441
3 -	38.281	106.5	43.792	116.9	***40.318***	115.5	***2:02.391***	(1)	***87.32***		***10:09:28.832***
4 -	***37.915***	***108.9***	***43.365***	***119.1***	41.988	***115.7***	2:03.268	(2)	86.70	0.877	10:11:32.100

P12 63 A Ollie ROBERTS — Reynard SF79

IDEAL LAP TIME : 2:03.031 BEST LAP TIME : 2:03.318 DIFFERENCE : 0.287

LAP	SECTOR 1		SECTOR 2		SECTOR 3		LAP TIME		MPH	DIFF	TIME OF DAY
1 -	OUTLAP	98.1	47.163	111.1	42.727	109.1	2:13.944		79.79	10.626	10:04:24.988
2 -	40.188	101.5	46.762	111.4	42.750	109.2	2:09.700		82.40	6.382	10:06:34.688
3 -	41.116	101.8	46.228	112.5	42.074	***111.6***	2:09.418		82.58	6.100	10:08:44.106
4 -	40.384	***103.8***	45.277	113.7	41.194	110.9	2:06.855		84.25	3.537	10:10:50.961
5 -	39.452	102.4	44.826	112.0	40.709	110.3	2:04.987	(3)	85.51	1.669	10:12:55.948
6 -	39.256	101.8	45.326	111.1	42.386	110.7	2:06.968		84.17	3.650	10:15:02.916
7 -	39.090	102.4	44.518	112.9	***40.081***	110.7	2:03.689	(2)	86.41	0.371	10:17:06.605
8 -	38.971	102.7	45.628	***113.9***	46.799	105.3	2:11.398		81.34	8.080	10:19:18.003
9 -	40.090	103.7	44.620	***113.9***	41.079	110.1	2:05.789		84.96	2.471	10:21:23.792
10 -	***38.889***	102.4	***44.061***	112.7	40.368	110.0	***2:03.318***	(1)	***86.67***		***10:23:27.110***

HSCC Historic Formula Ford 2000 Championship

QUALIFYING - RACE 3 - SECTOR ANALYSIS

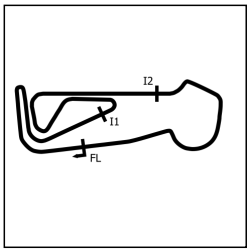

SECTOR 1 = FL to I1, SECTOR 2 = I1 to I2, SECTOR 3 = I2 to FL, DIFF = Difference To Personal Best Lap, P = Crossed Finish Line in Pit Lane, D = Time Disallowed

P13 97 A Nathaniel COOPER — Royale RP27

IDEAL LAP TIME : 2:03.151 BEST LAP TIME : 2:03.321 DIFFERENCE : 0.170

LAP	SECTOR 1		SECTOR 2		SECTOR 3		LAP TIME	MPH	DIFF	TIME OF DAY
1 -	OUTLAP	101.3	48.140	114.3	42.593	112.4	2:16.341	78.39	13.020	10:04:20.742
2 -	40.307	104.8	45.748	115.5	41.370	112.7	2:07.425	83.87	4.104	10:06:28.167
3 -	39.640	105.3	45.322	115.7	41.491	113.1	2:06.453	84.52	3.132	10:08:34.620
4 -	39.372	106.1	44.909	116.3	40.957	114.1	2:05.238	85.34	1.917	10:10:39.858
5 -	38.825	106.6	44.845	116.3	40.749	113.9	2:04.419	85.90	1.098	10:12:44.277
6 -	39.107	106.5	44.571	116.1	40.768	113.9	2:04.446	85.88	1.125	10:14:48.723
7 -	38.757	106.8	***44.132***	116.3	40.716	***114.3***	2:03.605 **(3)**	86.46	0.284	10:16:52.328
8 -	***38.492***	106.8	45.330	116.1	40.533	114.1	2:04.355	85.94	1.034	10:18:56.683
9 -	38.575	106.6	44.219	116.9	***40.527***	113.7	***2:03.321*** **(1)**	***86.66***		***10:21:00.004***
10 -	38.573	***107.0***	44.224	***117.1***	40.798	***114.3***	2:03.595 **(2)**	86.47	0.274	10:23:03.599

P14 69 A Adrian REYNARD — Reynard SF79

IDEAL LAP TIME : 2:02.907 BEST LAP TIME : 2:03.548 DIFFERENCE : 0.641

LAP	SECTOR 1		SECTOR 2		SECTOR 3		LAP TIME	MPH	DIFF	TIME OF DAY
1 -	OUTLAP	100.0	48.276	117.5	43.921	113.9	2:18.574	77.12	15.026	10:04:19.836
2 -	40.382	105.6	45.369	119.4	41.650	115.5	2:07.401	83.89	3.853	10:06:27.237
3 -	38.835	108.4	45.139	119.8	41.308	116.1	2:05.282	85.31	1.734	10:08:32.519
4 -	38.790	109.8	44.787	121.1	41.257	116.7	2:04.834	85.61	1.286	10:10:37.353
5 -	38.850	109.8	44.310	120.6	41.103	117.1	2:04.263	86.01	0.715	10:12:41.616
6 -	39.055	109.1	44.882	120.6	41.145	116.7	2:05.082	85.44	1.534	10:14:46.698
7 -	38.719	109.1	43.986	120.6	***40.843***	***117.9***	***2:03.548*** **(1)**	***86.50***		***10:16:50.246***
8 -	38.515	107.7	44.163	121.1	40.904	116.7	2:03.582 **(2)**	86.48	0.034	10:18:53.828
9 -	38.107	***110.5***	***43.967***	***121.5***	42.896	114.9	2:04.970	85.52	1.422	10:20:58.798
10 -	***38.097***	110.0	44.138	***121.5***	41.500	117.3	2:03.735 **(3)**	86.37	0.187	10:23:02.533

P15 66 A Adrian LANGRIDGE — Reynard SF78

IDEAL LAP TIME : 2:03.375 BEST LAP TIME : 2:03.753 DIFFERENCE : 0.378

LAP	SECTOR 1		SECTOR 2		SECTOR 3		LAP TIME	MPH	DIFF	TIME OF DAY
1 -	OUTLAP	99.2	47.423	112.5	43.463	110.9	2:17.868	77.52	14.115	10:04:59.857
2 -	39.943	103.8	45.416	114.7	41.528	112.0	2:06.887	84.23	3.134	10:07:06.744
3 -	40.158	104.2	45.606	115.5	41.378	112.2	2:07.142	84.06	3.389	10:09:13.886
4 -	39.838	105.3	45.068	115.1	41.220	112.5	2:06.126	84.74	2.373	10:11:20.012
5 -	39.603	104.0	45.102	114.7	40.906	112.7	2:05.611	85.08	1.858	10:13:25.623
6 -	39.056	104.8	44.826	114.5	40.762	112.5	2:04.644 **(3)**	85.74	0.891	10:15:30.267
7 -	39.909	94.6	47.808	113.9	43.003	113.3	2:10.720	81.76	6.967	10:17:40.987
8 -	***38.744***	105.0	44.466	***116.1***	***40.543***	***113.7***	***2:03.753*** **(1)**	***86.36***		***10:19:44.740***
9 -	39.003	***106.0***	***44.088***	115.5	40.815	112.7	2:03.906 **(2)**	86.25	0.153	10:21:48.646
10 -	39.646	104.8	44.469	115.3	41.797	112.7	2:05.912	84.88	2.159	10:23:54.558

P16 28 A Fraser COLLINS — Royale RP30

IDEAL LAP TIME : 2:04.730 BEST LAP TIME : 2:05.013 DIFFERENCE : 0.283

LAP	SECTOR 1		SECTOR 2		SECTOR 3		LAP TIME	MPH	DIFF	TIME OF DAY
1 -	OUTLAP	97.1	47.295	112.9	43.824	111.4	2:16.316	78.40	11.303	10:04:32.611
2 -	40.661	103.0	45.275	114.3	42.191	112.2	2:08.127	83.41	3.114	10:06:40.738
3 -	39.775	104.3	45.089	115.7	41.535	113.3	2:06.399	84.55	1.386	10:08:47.137
4 -	40.070	106.0	45.348	115.5	41.476	114.1	2:06.894	84.22	1.881	10:10:54.031
5 -	39.422	105.5	44.881	115.3	41.548	113.1	2:05.851 **(2)**	84.92	0.838	10:12:59.882
6 -	39.237	***106.5***	45.152	115.7	42.341	114.5	2:06.730	84.33	1.717	10:15:06.612
7 -	39.351	104.8	***44.770***	115.3	***40.892***	114.1	***2:05.013*** **(1)**	***85.49***		***10:17:11.625***
8 -	***39.068***	105.3	45.400	***116.9***	41.397	***115.3***	2:05.865 **(3)**	84.91	0.852	10:19:17.490

Weather / Track : Bright / Dry

Snetterton 300: 2.9689 miles
Date: 23/04/2022 Start: 10:01 Finish: 10:21

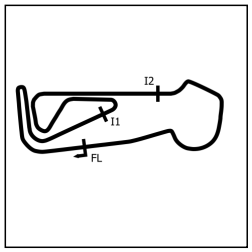

HSCC Historic Formula Ford 2000 Championship

QUALIFYING - RACE 3 - SECTOR ANALYSIS

SECTOR 1 = FL to I1, SECTOR 2 = I1 to I2, SECTOR 3 = I2 to FL, DIFF = Difference To Personal Best Lap, P = Crossed Finish Line in Pit Lane, D = Time Disallowed

P17 59 A Bernie BRADEN — Reynard SF79

IDEAL LAP TIME : 2:05.034 BEST LAP TIME : 2:05.378 DIFFERENCE : 0.344

LAP	SECTOR 1		SECTOR 2		SECTOR 3		LAP TIME	MPH	DIFF	TIME OF DAY
1 -	OUTLAP	99.8	48.242	112.0	43.433	110.7	2:17.523	77.71	12.145	10:04:22.665
2 -	41.058	101.2	50.218	92.8	44.573	111.8	2:15.849	78.67	10.471	10:06:38.514
3 -	40.479	102.7	45.847	113.9	42.062	109.8	2:08.388	83.24	3.010	10:08:46.902
4 -	42.157	104.0	46.003	115.5	43.375	113.9	2:11.535	81.25	6.157	10:10:58.437
5 -	39.442	104.6	45.545	115.1	***41.141***	114.1	2:06.128 **(2)**	84.73	0.750	10:13:04.565
6 -	39.536	104.5	46.465	106.3	42.323	***114.3***	2:08.324	83.28	2.946	10:15:12.889
7 -	39.500	104.3	45.068	114.9	41.594	113.9	2:06.162 **(3)**	84.71	0.784	10:17:19.051
8 -	***39.381***	104.0	***44.512***	***116.1***	41.485	114.1	***2:05.378*** **(1)**	***85.24***		***10:19:24.429***
9 -	45.184	77.6	50.252	99.1	45.128	113.1	2:20.564	76.03	15.186	10:21:44.993
10 -	39.762	***104.8***	45.025	114.5	41.773	113.1	2:06.560	84.45	1.182	10:23:51.553

P18 37 A Lee BANKHURST — Royale RP30

IDEAL LAP TIME : 2:05.167 BEST LAP TIME : 2:05.479 DIFFERENCE : 0.312

LAP	SECTOR 1		SECTOR 2		SECTOR 3		LAP TIME	MPH	DIFF	TIME OF DAY
1 -	OUTLAP	98.3	47.541	107.7	42.755	107.0	2:14.472	79.48	8.993	10:04:13.662
2 -	40.770	99.4	45.965	110.7	41.690	108.0	2:08.425	83.22	2.946	10:06:22.087
3 -	39.699	100.7	45.752	110.5	41.449	106.5	2:06.900	84.22	1.421	10:08:28.987
4 -	39.356	***102.1***	***45.135***	111.8	41.036	***109.4***	2:05.527 **(2)**	85.14	0.048	10:10:34.514
5 -	39.362	***102.1***	45.241	111.2	***40.876***	***109.4***	***2:05.479*** **(1)**	***85.17***		***10:12:39.993***
6 -	***39.156***	101.3	1:00.433	103.4	44.091	109.1	2:23.680	74.38	18.201	10:15:03.673
7 -	40.077	83.4	45.389	***112.5***	41.255	***109.4***	2:06.721 **(3)**	84.34	1.242	10:17:10.394

P19 75 A Colin WRIGHT — Reynard SF79

IDEAL LAP TIME : 2:06.076 BEST LAP TIME : 2:06.378 DIFFERENCE : 0.302

LAP	SECTOR 1		SECTOR 2		SECTOR 3		LAP TIME	MPH	DIFF	TIME OF DAY
1 -	OUTLAP	98.5	47.533	110.9	47.063	114.5	2:21.996	75.27	15.618	10:05:04.323
2 -	40.053	105.6	46.265	115.7	42.718	114.7	2:09.036	82.83	2.658	10:07:13.359
3 -	41.589	101.8	45.787	116.7	42.630	114.7	2:10.006	82.21	3.628	10:09:23.365
4 -	***39.416***	***108.2***	45.671	117.9	43.827	115.5	2:08.914	82.90	2.536	10:11:32.279
5 -	39.910	106.0	45.199	116.9	42.378	115.3	2:07.487 **(3)**	83.83	1.109	10:13:39.766
6 -	40.503	106.6	45.729	116.5	42.015	***116.1***	2:08.247	83.33	1.869	10:15:48.013
7 -	39.809	107.3	45.614	117.7	42.456	115.9	2:07.879	83.57	1.501	10:17:55.892
8 -	39.417	107.0	45.152	***118.1***	***41.809***	115.9	***2:06.378*** **(1)**	***84.57***		***10:20:02.270***
9 -	39.910	99.4	***44.851***	117.9	41.926	115.7	2:06.687 **(2)**	84.36	0.309	10:22:08.957

P20 88 A Jennifer RIDGWAY — Reynard SF78

IDEAL LAP TIME : 2:05.693 BEST LAP TIME : 2:06.663 DIFFERENCE : 0.970

LAP	SECTOR 1		SECTOR 2		SECTOR 3		LAP TIME	MPH	DIFF	TIME OF DAY
1 -	OUTLAP	98.6	48.098	110.1	45.196	110.0	2:18.890	76.95	12.227	10:05:06.509
2 -	40.595	102.6	45.815	110.9	42.691	107.8	2:09.101	82.78	2.438	10:07:15.610
3 -	39.807	102.9	46.018	112.4	42.443	110.7	2:08.268 **(3)**	83.32	1.605	10:09:23.878
4 -	39.555	104.5	45.553	***113.5***	47.583	110.5	2:12.691	80.54	6.028	10:11:36.569
5 -	***39.016***	104.0	45.234	111.6	42.426	111.2	2:06.676 **(2)**	84.37	0.013	10:13:43.245
6 -	39.248	103.8	45.358	112.2	***42.057***	111.4	***2:06.663*** **(1)**	***84.38***		***10:15:49.908***
7 -	39.916	104.0	***44.620***	***113.5***	43.777	109.4	2:08.313	83.29	1.650	10:17:58.221
8 -	39.929	104.3	49.951	111.4	44.065	***112.5***	2:13.945	79.79	7.282	10:20:12.166

P21 15 A Anthony THOMPSON — Reynard SF79

IDEAL LAP TIME : 2:07.038 BEST LAP TIME : 2:07.162 DIFFERENCE : 0.124

LAP	SECTOR 1		SECTOR 2		SECTOR 3		LAP TIME	MPH	DIFF	TIME OF DAY
1 -	OUTLAP	100.0	48.472	112.9	43.498	111.1	2:18.415	77.21	11.253	10:04:23.891
2 -	40.436	103.4	47.699	114.5	42.515	111.2	2:10.650	81.80	3.488	10:06:34.541
3 -	40.878	102.7	46.112	113.7	42.288	112.5	2:09.278	82.67	2.116	10:08:43.819
4 -	40.150	***105.8***	45.400	114.5	42.229	113.3	2:07.779 **(3)**	83.64	0.617	10:10:51.598
5 -	39.975	***105.8***	45.266	***115.1***	***42.201***	113.7	2:07.442 **(2)**	83.86	0.280	10:12:59.040
6 -	***39.655***	104.6	***45.182***	114.3	42.325	***114.1***	***2:07.162*** **(1)**	***84.05***		***10:15:06.202***

Weather / Track : Bright / Dry

Snetterton 300: 2.9689 miles
Date: 23/04/2022 Start: 10:01 Finish: 10:21

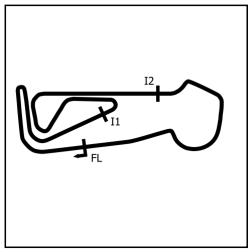

HSCC Historic Formula Ford 2000 Championship

QUALIFYING - RACE 3 - SECTOR ANALYSIS

SECTOR 1 = FL to I1, SECTOR 2 = I1 to I2, SECTOR 3 = I2 to FL, DIFF = Difference To Personal Best Lap, P = Crossed Finish Line in Pit Lane, D = Time Disallowed

P22 99 A Geoff O'NION — Reynard SF77

IDEAL LAP TIME : 2:08.471 BEST LAP TIME : 2:08.635 DIFFERENCE : 0.164

LAP	SECTOR 1		SECTOR 2		SECTOR 3		LAP TIME	MPH	DIFF	TIME OF DAY
1 -	OUTLAP	95.8	51.047	112.2	47.325	110.1	2:27.967	72.23	19.332	10:04:45.932
2 -	41.746	102.1	47.658	114.5	44.012	111.1	2:13.416	80.11	4.781	10:06:59.348
3 -	41.744	102.1	47.137	114.9	44.339	111.1	2:13.220	80.22	4.585	10:09:12.568
4 -	41.035	104.3	47.205	115.9	43.847	112.0	2:12.087	80.91	3.452	10:11:24.655
5 -	41.468	103.0	46.416	115.3	43.577	111.4	2:11.461	81.30	2.826	10:13:36.116
6 -	40.437	104.0	46.045	115.1	44.109	110.3	2:10.591 **(3)**	81.84	1.956	10:15:46.707
7 -	40.713	103.8	45.883	115.9	44.734	***113.1***	2:11.330	81.38	2.695	10:17:58.037
8 -	***39.992***	104.3	45.597	***116.9***	***43.046***	112.7	***2:08.635*** **(1)**	***83.08***		***10:20:06.672***
9 -	40.160	***105.5***	***45.433***	115.9	43.408	112.0	2:09.001 **(2)**	82.85	0.366	10:22:15.673

P23 26 A Jonathan ROSE — Reynard SF79

IDEAL LAP TIME : 2:09.464 BEST LAP TIME : 2:09.643 DIFFERENCE : 0.179

LAP	SECTOR 1		SECTOR 2		SECTOR 3		LAP TIME	MPH	DIFF	TIME OF DAY
1 -	OUTLAP	90.6	49.278	113.5	46.135	111.6	2:23.710	74.37	14.067	10:04:38.383
2 -	42.355	102.6	48.205	114.5	45.549	107.2	2:16.109	78.52	6.466	10:06:54.492
3 -	42.433	104.0	46.851	115.3	44.623	111.8	2:13.907	79.81	4.264	10:09:08.399
4 -	41.434	106.1	46.959	116.1	43.697	***114.3***	2:12.090	80.91	2.447	10:11:20.489
5 -	40.717	105.0	46.753	116.1	43.367	113.7	2:10.837 **(3)**	81.69	1.194	10:13:31.326
6 -	40.889	106.0	46.214	115.7	43.609	113.1	2:10.712 **(2)**	81.76	1.069	10:15:42.038
7 -	40.887	106.0	46.616	115.9	43.757	113.3	2:11.260	81.42	1.617	10:17:53.298
8 -	41.661	105.3	46.831	***118.3***	***43.198***	113.7	2:11.690	81.16	2.047	10:20:04.988
9 -	***40.211***	***107.5***	***46.055***	118.1	43.377	113.1	***2:09.643*** **(1)**	***82.44***		***10:22:14.631***

P24 16 A John MOORE — Delta T80

IDEAL LAP TIME : 2:09.242 BEST LAP TIME : 2:10.080 DIFFERENCE : 0.838

LAP	SECTOR 1		SECTOR 2		SECTOR 3		LAP TIME	MPH	DIFF	TIME OF DAY
1 -	OUTLAP	88.0	50.108	111.1	47.453	111.1	2:25.963	73.22	15.883	10:04:46.185
2 -	42.252	102.6	47.649	110.0	48.141	110.1	2:18.042	77.42	7.962	10:07:04.227
3 -	41.323	102.2	46.834	114.1	44.029	110.9	2:12.186	80.85	2.106	10:09:16.413
4 -	41.247	105.6	46.949	114.3	43.469	112.0	2:11.665	81.17	1.585	10:11:28.078
5 -	40.636	104.2	46.787	115.1	43.602	112.2	2:11.025	81.57	0.945	10:13:39.103
6 -	40.651	105.0	***46.252***	112.4	43.494	112.4	2:10.397 **(2)**	81.96	0.317	10:15:49.500
7 -	41.100	105.5	46.703	113.7	43.606	113.1	2:11.409	81.33	1.329	10:18:00.909
8 -	39.901	105.5	47.665	***115.3***	43.345	***113.3***	2:10.911 **(3)**	81.64	0.831	10:20:11.820
9 -	***39.661***	***106.8***	47.090	114.3	***43.329***	112.4	***2:10.080*** **(1)**	***82.16***		***10:22:21.900***

P25 49 A John WILKINSON — Reynard SF79

IDEAL LAP TIME : 2:10.759 BEST LAP TIME : 2:11.183 DIFFERENCE : 0.424

LAP	SECTOR 1		SECTOR 2		SECTOR 3		LAP TIME	MPH	DIFF	TIME OF DAY
1 -	OUTLAP	95.4	49.573	107.8	47.503	107.0	2:25.740	73.33	14.557	10:04:47.306
2 -	43.040	101.0	47.750	112.0	46.585	109.8	2:17.375	77.80	6.192	10:07:04.681
3 -	42.039	101.5	47.412	112.7	44.262	109.4	2:13.713	79.93	2.530	10:09:18.394
4 -	41.719	***103.7***	47.520	112.5	44.592	108.2	2:13.831	79.86	2.648	10:11:32.225
5 -	41.701	102.4	46.860	112.0	44.812	110.0	2:13.373	80.13	2.190	10:13:45.598
6 -	41.401	102.4	46.895	111.8	43.915	110.9	2:12.211 **(3)**	80.84	1.028	10:15:57.809
7 -	41.478	101.9	47.352	112.5	43.727	***111.4***	2:12.557	80.63	1.374	10:18:10.366
8 -	41.308	101.8	***46.348***	***113.9***	43.527	***111.4***	***2:11.183*** **(1)**	***81.47***		***10:20:21.549***
9 -	***41.115***	101.9	47.059	112.7	***43.296***	110.5	2:11.470 **(2)**	81.29	0.287	10:22:33.019

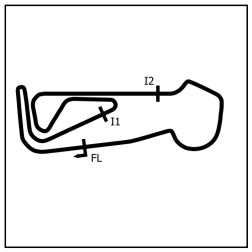

HSCC Historic Formula Ford 2000 Championship

QUALIFYING - RACE 3 - SECTOR ANALYSIS

SECTOR 1 = FL to I1, SECTOR 2 = I1 to I2, SECTOR 3 = I2 to FL, DIFF = Difference To Personal Best Lap, P = Crossed Finish Line in Pit Lane, D = Time Disallowed

P26 79 A Andy LANGRIDGE — Reynard SF78

IDEAL LAP TIME : 2:11.872 BEST LAP TIME : 2:12.305 DIFFERENCE : 0.433

LAP	SECTOR 1		SECTOR 2		SECTOR 3		LAP TIME	MPH	DIFF	TIME OF DAY
1 -	OUTLAP	85.8	50.722	110.9	46.507	109.4	2:27.626	72.39	15.321	10:05:12.286
2 -	43.365	101.2	48.030	112.5	44.723	110.5	2:16.118	78.52	3.813	10:07:28.404
3 -	41.690	102.6	***46.774***	112.9	***44.082***	110.3	2:12.546 **(2)**	80.63	0.241	10:09:40.950
4 -	41.117	***103.7***	47.099	112.5	44.676	110.7	2:12.892	80.42	0.587	10:11:53.842
5 -	41.530	95.3	46.838	113.3	46.312	111.2	2:14.680	79.35	2.375	10:14:08.522
6 -	41.411	100.3	47.372	112.5	44.650	111.8	2:13.433	80.10	1.128	10:16:21.955
7 -	***41.016***	103.4	46.937	***114.3***	44.352	***112.4***	***2:12.305*** **(1)**	***80.78***		***10:18:34.260***
8 -	41.106	102.1	48.572	113.3	44.740	107.8	2:14.418	79.51	2.113	10:20:48.678
9 -	41.240	102.6	47.114	113.3	44.464	112.0	2:12.818 **(3)**	80.47	0.513	10:23:01.496

P27 29 A John CONWAY — Royale RP27

IDEAL LAP TIME : 2:14.023 BEST LAP TIME : 2:14.749 DIFFERENCE : 0.726

LAP	SECTOR 1		SECTOR 2		SECTOR 3		LAP TIME	MPH	DIFF	TIME OF DAY
1 -	OUTLAP	88.8	50.384	107.5	47.011	102.7	2:29.345	71.56	14.596	10:04:53.024
2 -	43.346	94.7	49.047	108.0	46.307	103.4	2:18.700	77.05	3.951	10:07:11.724
3 -	43.342	93.2	49.003	108.9	45.487	102.9	2:17.832	77.54	3.083	10:09:29.556
4 -	41.885	***99.8***	***47.345***	***109.8***	45.519	103.0	***2:14.749*** **(1)**	***79.31***		***10:11:44.305***
5 -	***41.637***	95.5	47.856	109.1	45.451	104.3	2:14.944 **(2)**	79.20	0.195	10:13:59.249
6 -	41.767	96.2	49.274	107.7	45.315	102.9	2:16.356	78.38	1.607	10:16:15.605
7 -	42.649	96.8	48.950	107.8	45.153	***105.6***	2:16.752	78.15	2.003	10:18:32.357
8 -	42.612	97.9	48.646	109.2	***45.041***	102.9	2:16.299 **(3)**	78.41	1.550	10:20:48.656
9 -	42.666	96.9	47.978	108.4	46.373	105.3	2:17.017	78.00	2.268	10:23:05.673

P28 21 B Neil BOWMAN — Van Diemen RF78

IDEAL LAP TIME : 2:13.869 BEST LAP TIME : 2:14.965 DIFFERENCE : 1.096

LAP	SECTOR 1		SECTOR 2		SECTOR 3		LAP TIME	MPH	DIFF	TIME OF DAY
1 -	OUTLAP	81.0	54.884	92.5	51.432	109.2	2:39.457	67.02	24.492	10:05:07.556
2 -	45.313	97.8	58.399	108.2	46.177	109.4	2:29.889	71.30	14.924	10:07:37.445
3 -	45.332	92.8	48.813	110.0	44.856	109.8	2:19.001	76.89	4.036	10:09:56.446
4 -	43.719	95.0	48.865	***110.7***	44.803	109.6	2:17.387	77.79	2.422	10:12:13.833
5 -	43.057	***99.2***	48.716	108.7	44.705	110.7	2:16.478 **(3)**	78.31	1.513	10:14:30.311
6 -	43.815	97.5	47.870	109.6	44.425	108.2	2:16.110 **(2)**	78.52	1.145	10:16:46.421
7 -	42.459	95.1	48.506	110.1	***44.000***	***110.9***	***2:14.965*** **(1)**	***79.19***		***10:19:01.386***
8 -	42.578	96.2	55.220	94.6	45.156	108.4	2:22.954	74.76	7.989	10:21:24.340

P29 17 A Glyn DAVIES — Reynard SF79

IDEAL LAP TIME : 2:41.573 BEST LAP TIME : DIFFERENCE :

LAP	SECTOR 1		SECTOR 2		SECTOR 3		LAP TIME	MPH	DIFF	TIME OF DAY
1 -	OUTLAP	***85.3***	***53.817***	***85.0***	***51.181***	***99.1***	2:36.538	68.27		10:05:06.486

HSCC Historic Formula Ford 2000 Championship

QUALIFYING - RACE 3 - BEST SECTORS

SECTOR 1				SECTOR 2				SECTOR 3			
POS	NO	NAME	TIME	NO	NAME	TIME	NO	NAME	TIME
1	2	SIMMS	36.926	12	CAMERON	42.512	8	FENNYMORE	38.716
2	8	FENNYMORE	37.225	2	SIMMS	42.744	2	SIMMS	38.884
3	48	JACKSON	37.467	8	FENNYMORE	42.877	48	JACKSON	39.254
4	12	CAMERON	37.650	35	RIDGWAY	43.141	55	FINCH	39.848
5	35	RIDGWAY	37.709	90	GLASSWELL	43.365	35	RIDGWAY	39.878
6	58	ROBERTSON	37.766	18	GLASSWELL	43.389	18	GLASSWELL	39.878
7	72	STORER	37.886	48	JACKSON	43.398	72	STORER	39.944
8	90	GLASSWELL	37.915	58	ROBERTSON	43.518	7	MORRIS	39.993
9	18	GLASSWELL	37.998	55	FINCH	43.667	12	CAMERON	40.062
10	7	MORRIS	38.022	7	MORRIS	43.697	63	ROBERTS	40.081
11	69	REYNARD	38.097	69	REYNARD	43.967	58	ROBERTSON	40.285
12	55	FINCH	38.378	63	ROBERTS	44.061	90	GLASSWELL	40.318
13	97	COOPER	38.492	66	LANGRIDGE	44.088	97	COOPER	40.527
14	66	LANGRIDGE	38.744	72	STORER	44.099	66	LANGRIDGE	40.543
15	63	ROBERTS	38.889	97	COOPER	44.132	69	REYNARD	40.843
16	88	RIDGWAY	39.016	59	BRADEN	44.512	37	BANKHURST	40.876
17	28	COLLINS	39.068	88	RIDGWAY	44.620	28	COLLINS	40.892
18	37	BANKHURST	39.156	28	COLLINS	44.770	59	BRADEN	41.141
19	59	BRADEN	39.381	75	WRIGHT	44.851	75	WRIGHT	41.809
20	75	WRIGHT	39.416	37	BANKHURST	45.135	88	RIDGWAY	42.057
21	15	THOMPSON	39.655	15	THOMPSON	45.182	15	THOMPSON	42.201
22	16	MOORE	39.661	99	O'NION	45.433	99	O'NION	43.046
23	99	O'NION	39.992	26	ROSE	46.055	26	ROSE	43.198
24	26	ROSE	40.211	16	MOORE	46.252	49	WILKINSON	43.296
25	79	LANGRIDGE	41.016	49	WILKINSON	46.348	16	MOORE	43.329
26	49	WILKINSON	41.115	79	LANGRIDGE	46.774	21	BOWMAN	44.000
27	29	CONWAY	41.637	29	CONWAY	47.345	79	LANGRIDGE	44.082
28	21	BOWMAN	42.115	21	BOWMAN	47.754	29	CONWAY	45.041
29	17	DAVIES	56.575	17	DAVIES	53.817	17	DAVIES	51.181

IDEAL / BEST COMPARISON					
POS	NO	NAME	IDEAL	BEST	DIFF
		PERFECT LAP	1:58.154		
1	2	SIMMS	1:58.554	1:58.732	0.178
2	8	FENNYMORE	1:58.818	1:58.851	0.033
3	48	JACKSON	2:00.119	2:00.222	0.103
4	12	CAMERON	2:00.224	2:00.632	0.408
5	35	RIDGWAY	2:00.728	2:01.296	0.568
6	18	GLASSWELL	2:01.265	2:01.417	0.152
7	58	ROBERTSON	2:01.569	2:02.222	0.653
8	90	GLASSWELL	2:01.598	2:02.391	0.793
9	7	MORRIS	2:01.712	2:01.712	0.000
10	55	FINCH	2:01.893	2:01.957	0.064
11	72	STORER	2:01.929	2:02.277	0.348
12	69	REYNARD	2:02.907	2:03.548	0.641
13	63	ROBERTS	2:03.031	2:03.318	0.287
14	97	COOPER	2:03.151	2:03.321	0.170
15	66	LANGRIDGE	2:03.375	2:03.753	0.378
16	28	COLLINS	2:04.730	2:05.013	0.283
17	59	BRADEN	2:05.034	2:05.378	0.344
18	37	BANKHURST	2:05.167	2:05.479	0.312
19	88	RIDGWAY	2:05.693	2:06.663	0.970
20	75	WRIGHT	2:06.076	2:06.378	0.302
21	15	THOMPSON	2:07.038	2:07.162	0.124
22	99	O'NION	2:08.471	2:08.635	0.164
23	16	MOORE	2:09.242	2:10.080	0.838
24	26	ROSE	2:09.464	2:09.643	0.179
25	49	WILKINSON	2:10.759	2:11.183	0.424
26	79	LANGRIDGE	2:11.872	2:12.305	0.433
27	21	BOWMAN	2:13.869	2:14.965	1.096
28	29	CONWAY	2:14.023	2:14.749	0.726
29	17	DAVIES	2:41.573		

Weather / Track : Bright / Dry

Snetterton 300: 2.9689 miles
Date: 23/04/2022 Start: 10:01 Finish: 10:21

Results can be found at www.tsl-timing.com

Printed - 10:25 Saturday, 23 April 2022

HSCC Historic Formula Ford 2000 Championship

QUALIFYING - RACE 3 - BEST SPEEDS

	INTERMEDIATE 1			INTERMEDIATE 2			FINISH LINE		
POS	NO	NAME	MPH	NO	NAME	MPH	NO	NAME	MPH
1	69	REYNARD	110.5	12	CAMERON	122.2	12	CAMERON	118.9
2	12	CAMERON	109.6	69	REYNARD	121.5	69	REYNARD	117.9
3	2	SIMMS	109.2	8	FENNYMORE	120.4	2	SIMMS	117.5
4	8	FENNYMORE	109.1	35	RIDGWAY	120.0	8	FENNYMORE	117.3
5	48	JACKSON	109.1	7	MORRIS	119.4	72	STORER	116.7
6	58	ROBERTSON	109.1	48	JACKSON	119.1	58	ROBERTSON	116.5
7	90	GLASSWELL	108.9	90	GLASSWELL	119.1	48	JACKSON	116.3
8	72	STORER	108.5	58	ROBERTSON	118.7	35	RIDGWAY	116.1
9	35	RIDGWAY	108.2	72	STORER	118.5	75	WRIGHT	116.1
10	75	WRIGHT	108.2	26	ROSE	118.3	90	GLASSWELL	115.7
11	18	GLASSWELL	108.0	55	FINCH	118.1	18	GLASSWELL	115.3
12	26	ROSE	107.5	75	WRIGHT	118.1	7	MORRIS	115.3
13	97	COOPER	107.0	18	GLASSWELL	117.3	28	COLLINS	115.3
14	16	MOORE	106.8	2	SIMMS	117.1	55	FINCH	115.1
15	7	MORRIS	106.6	97	COOPER	117.1	97	COOPER	114.3
16	55	FINCH	106.5	28	COLLINS	116.9	59	BRADEN	114.3
17	28	COLLINS	106.5	99	O'NION	116.9	26	ROSE	114.3
18	88	RIDGWAY	106.1	66	LANGRIDGE	116.1	15	THOMPSON	114.1
19	66	LANGRIDGE	106.0	59	BRADEN	116.1	66	LANGRIDGE	113.7
20	15	THOMPSON	105.8	16	MOORE	115.3	16	MOORE	113.3
21	99	O'NION	105.5	15	THOMPSON	115.1	99	O'NION	113.1
22	59	BRADEN	104.8	79	LANGRIDGE	114.3	88	RIDGWAY	112.5
23	63	ROBERTS	103.8	63	ROBERTS	113.9	79	LANGRIDGE	112.4
24	49	WILKINSON	103.7	49	WILKINSON	113.9	63	ROBERTS	111.6
25	79	LANGRIDGE	103.7	88	RIDGWAY	113.5	49	WILKINSON	111.4
26	37	BANKHURST	102.1	37	BANKHURST	112.5	21	BOWMAN	110.9
27	29	CONWAY	99.8	21	BOWMAN	110.7	37	BANKHURST	109.4
28	21	BOWMAN	99.2	29	CONWAY	109.8	29	CONWAY	105.6
29	17	DAVIES	85.3	17	DAVIES	85.0	17	DAVIES	99.1

Weather / Track : Bright / Dry

Snetterton 300: 2.9689 miles
Date: 23/04/2022 Start: 10:01 Finish: 10:21

Results can be found at www.tsl-timing.com

Printed - 10:25 Saturday, 23 April 2022

HSCC Historic Formula Ford 2000 Championship

QUALIFYING - RACE 3 - STATISTICS

Competitors Started	29
Planned Start	2022-04-23 @ 10:00:00.000
Actual Start	2022-04-23 @ 10:01:54.109
Finish Time	2022-04-23 @ 10:21:56.587
Track Length	2.9689mi.
Total Laps	253
Total Distance Covered	751.1346mi.

Session Fastest Lap History

NO	CL	NAME	LAP TIME	TIME OF DAY	LAP	VEHICLE
2	A	**Benn SIMMS**	**2:01.497**	10:06:02.690	2	Reynard SF77
2	A	**Benn SIMMS**	**2:00.133**	10:08:02.823	3	Reynard SF77
2	A	**Benn SIMMS**	**1:58.732**	10:10:01.556	4	Reynard SF77

Flag History

TYPE	TIME OF DAY
GREEN	10:01:54.109
FINISH	10:21:56.587

Flag Statistics

TYPE	COUNT	TOTAL LAPS	TOTAL TIME
Green	1	10	22:52.926
Red	0	0	0.000
Safety Car	0	0	0.000
FCY	0	0	0.000

Weather / Track : Bright / Dry

Snetterton 300: 2.9689 miles
Date: 23/04/2022 Start: 10:01 Finish: 10:21

HSCC Historic Formula Ford 2000 Championship

QUALIFYING - RACE 3 - STATISTICS

CLASS : A

28 Starters

Fastest Lap History

NO	NAME	LAP TIME	TIME OF DAY	LAP	VEHICLE
2	**Benn SIMMS**	**2:01.497**	10:06:02.690	2	Reynard SF77
2	**Benn SIMMS**	**2:00.133**	10:08:02.823	3	Reynard SF77
2	**Benn SIMMS**	**1:58.732**	10:10:01.556	4	Reynard SF77

Weather / Track : Bright / Dry

Snetterton 300: 2.9689 miles
Date: 23/04/2022 Start: 10:01 Finish: 10:21

HSCC Historic Formula Ford 2000 Championship

QUALIFYING - RACE 3 - STATISTICS

CLASS : B

1 Starters

Fastest Lap History

NO	NAME	LAP TIME	TIME OF DAY	LAP	VEHICLE
21	**Neil BOWMAN**	**2:29.889**	10:07:37.480	2	Van Diemen RF78
21	**Neil BOWMAN**	**2:19.001**	10:09:56.480	3	Van Diemen RF78
21	**Neil BOWMAN**	**2:17.387**	10:12:13.833	4	Van Diemen RF78
21	**Neil BOWMAN**	**2:16.478**	10:14:30.345	5	Van Diemen RF78
21	**Neil BOWMAN**	**2:16.110**	10:16:46.456	6	Van Diemen RF78
21	**Neil BOWMAN**	**2:14.965**	10:19:01.420	7	Van Diemen RF78

Weather / Track : Bright / Dry

Snetterton 300: 2.9689 miles
Date: 23/04/2022 Start: 10:01 Finish: 10:21

Sheet No:	Issue Time:

HSCC Historic Formula Ford 2000 Championship

RACE 3 - GRID (20 minutes) - AMENDED

ROW 15	29	17		Glyn DAVIES
ROW 14	27	29	2:14.749	John CONWAY
ROW 13	25	49	2:11.183	John WILKINSON
ROW 12	23	26	2:09.643	Jonathan ROSE
ROW 11	21	15	2:07.162	Anthony THOMPSON
ROW 10	19	75	2:06.378	Colin WRIGHT
ROW 9	17	59	2:05.378	Bernie BRADEN
ROW 8	15	66	2:03.753	Adrian LANGRIDGE
ROW 7	13	97	2:03.321	Nathaniel COOPER
ROW 6	11	90	2:02.391	Ben GLASSWELL
ROW 5	9	58	2:02.222	Greg ROBERTSON
ROW 4	7	7	2:01.712	Brian MORRIS
ROW 3	5	35	2:01.296	Graham RIDGWAY
ROW 2	3	48	2:00.222	Cam JACKSON
ROW 1	1	2	1:58.732	Benn SIMMS
				Pole

28	21	2:14.965	Neil BOWMAN
26	79	2:12.305	Andy LANGRIDGE
24	16	2:10.080	John MOORE
22	99	2:08.635	Geoff O'NION
20	88	2:06.663	Jennifer RIDGWAY
18	37	2:05.479	Lee BANKHURST
16	28	2:05.013	Fraser COLLINS
14	69	2:03.548	Adrian REYNARD
12	63	2:03.318	Ollie ROBERTS
10	72	2:02.277	Andrew STORER
8	55	2:01.957	Jon FINCH
6	18	2:01.417	Stephen GLASSWELL
4	12	2:00.632	Drew CAMERON
2	8	1:58.851	Graham FENNYMORE

Car 17 allowed to start from the back of the grid.

Snetterton 300: 2.9689 miles

These results are provisional until the conclusion of any judicial and technical matters.

Clerk Of Course : Julian Floyd	Stewards :	Timekeeper : Nick Palmer

Sheet No:	Issue Time:

HSCC Historic Formula Ford 2000 Championship

RACE 3 - GRID (20 minutes)

ROW 14	27	29	John CONWAY	2:14.749
ROW 13	25	49	John WILKINSON	2:11.183
ROW 12	23	26	Jonathan ROSE	2:09.643
ROW 11	21	15	Anthony THOMPSON	2:07.162
ROW 10	19	75	Colin WRIGHT	2:06.378
ROW 9	17	59	Bernie BRADEN	2:05.378
ROW 8	15	66	Adrian LANGRIDGE	2:03.753
ROW 7	13	97	Nathaniel COOPER	2:03.321
ROW 6	11	90	Ben GLASSWELL	2:02.391
ROW 5	9	58	Greg ROBERTSON	2:02.222
ROW 4	7	7	Brian MORRIS	2:01.712
ROW 3	5	35	Graham RIDGWAY	2:01.296
ROW 2	3	48	Cam JACKSON	2:00.222
ROW 1	1	2	Benn SIMMS	1:58.732
			Pole	

28	21	Neil BOWMAN	2:14.965
26	79	Andy LANGRIDGE	2:12.305
24	16	John MOORE	2:10.080
22	99	Geoff O'NION	2:08.635
20	88	Jennifer RIDGWAY	2:06.663
18	37	Lee BANKHURST	2:05.479
16	28	Fraser COLLINS	2:05.013
14	69	Adrian REYNARD	2:03.548
12	63	Ollie ROBERTS	2:03.318
10	72	Andrew STORER	2:02.277
8	55	Jon FINCH	2:01.957
6	18	Stephen GLASSWELL	2:01.417
4	12	Drew CAMERON	2:00.632
2	8	Graham FENNYMORE	1:58.851

Snetterton 300: 2.9689 miles

These results are provisional until the conclusion of any judicial and technical matters.

Clerk Of Course : Julian Floyd	Stewards :	Timekeeper : Nick Palmer

Results can be found at www.tsl-timing.com

Printed - 10:25 Saturday, 23 April 2022

Sheet No:	Issue Time:

HSCC Historic Formula Ford 2000 Championship

RACE 3 - CLASSIFICATION

POS	NO	CL	PIC	NAME	ENTRY	LAPS	TIME	GAP	DIFF	MPH	BEST	ON
1	**2**	A	1	Benn SIMMS	Reynard SF77	**10**	20:01.903			88.92	**1:58.700**	5
2	**48**	A	2	Cam JACKSON	Delta T80	**10**	20:18.992	**17.089**	17.089	87.67	**2:00.290**	6
3	**90**	A	3	Ben GLASSWELL	Reynard SF77	**10**	20:23.452	**21.549**	4.460	87.35	**1:59.622**	6
4	**35**	A	4	Graham RIDGWAY	Royale RP27	**10**	20:27.804	**25.901**	4.352	87.05	**2:01.009**	5
5	**18**	A	5	Stephen GLASSWELL	Reynard SF79	**10**	20:28.408	**26.505**	0.604	87.00	**2:00.807**	5
6	**58**	A	6	Greg ROBERTSON	Reynard SF79	**10**	20:28.650	**26.747**	0.242	86.99	**2:00.578**	7
7	**37**	A	7	Lee BANKHURST	Royale RP30	**10**	20:45.698	**43.795**	17.048	85.79	**2:01.090**	8
8	**72**	A	8	Andrew STORER	Reynard SF79	**10**	20:46.209	**44.306**	0.511	85.76	**2:01.732**	5
9	**8**	A	9	Graham FENNYMORE	Reynard SF81	**10**	20:52.947	**51.044**	6.738	85.30	**1:58.663**	5
10	**66**	A	10	Adrian LANGRIDGE	Reynard SF78	**10**	20:58.720	**56.817**	5.773	84.91	**2:02.937**	7
11	**55**	A	11	Jon FINCH	Reynard SF79	**10**	20:59.094	**57.191**	0.374	84.88	**2:02.652**	7
12	**97**	A	12	Nathaniel COOPER	Royale RP27	**10**	20:59.340	**57.437**	0.246	84.87	**2:02.649**	8
13	**59**	A	13	Bernie BRADEN	Reynard SF79	**10**	21:19.078	**1:17.175**	19.738	83.56	**2:05.561**	4
14	**75**	A	14	Colin WRIGHT	Reynard SF79	**10**	21:20.537	**1:18.634**	1.459	83.46	**2:05.976**	8
15	**69**	A	15	Adrian REYNARD	Reynard SF79	**10**	21:24.422	**1:22.519**	3.885	83.21	**2:04.931**	10
16	**28**	A	16	Fraser COLLINS	Royale RP30	**10**	21:24.861	**1:22.958**	0.439	83.18	**2:04.492**	9
17	**16**	A	17	John MOORE	Delta T80	**10**	21:51.150	**1:49.247**	26.289	81.51	**2:08.367**	8
18	**26**	A	18	Jonathan ROSE	Reynard SF79	**10**	21:54.068	**1:52.165**	2.918	81.33	**2:08.690**	10
19	**99**	A	19	Geoff O'NION	Reynard SF77	**10**	21:57.057	**1:55.154**	2.989	81.15	**2:09.037**	10
20	**49**	A	20	John WILKINSON	Reynard SF79	**9**	20:24.978	**1 Lap**	1 Lap	78.52	**2:13.826**	5
21	**79**	A	21	Andy LANGRIDGE	Reynard SF78	**9**	20:26.368	**1 Lap**	1.390	78.43	**2:13.639**	4
22	**17**	A	22	Glyn DAVIES	Reynard SF79	**9**	20:52.259	**1 Lap**	25.891	76.81	**2:16.132**	6
23	**29**	A	23	John CONWAY	Royale RP27	**9**	20:57.357	**1 Lap**	5.098	76.50	**2:15.263**	7
					NOT CLASSIFIED							
DNF	**12**	A		Drew CAMERON	Royale RP27	**7**	14:14.922	**3 Laps**	2 Laps	87.51	**2:00.456**	6
DNF	**21**	B		Neil BOWMAN	Van Diemen RF78	**4**	9:27.676	**6 Laps**	3 Laps	75.31	**2:15.800**	4
DNF	**15**	A		Anthony THOMPSON	Reynard SF79	**2**	4:30.233	**8 Laps**	2 Laps	79.10	**2:09.688**	2
DNF	**7**	A		Brian MORRIS	Reynard SF79	**1**	2:15.219	**9 Laps**	1 Lap	79.04	**2:15.219**	1
DNF	**63**	A		Ollie ROBERTS	Reynard SF79	**1**	2:19.424	**9 Laps**	4.205	76.65	**2:19.424**	1
DNF	**88**	A		Jennifer RIDGWAY	Reynard SF78	**0**						
					FASTEST LAP							
	8	A		Graham FENNYMORE	Reynard SF81	**5**	1:58.663	90.07 mph		144.95 kph		
	21	B		Neil BOWMAN	Van Diemen RF78	**4**	2:15.800	78.70 mph		126.66 kph		

Race Distance: 10 Laps / 29.68 miles
Snetterton 300: 2.9689 miles
Date: 23/04/2022 Start: 15:10 Finish: 15:30

Weather / Track : Bright / Dry
These results are provisional until the conclusion of any judicial and technical matters.

Clerk Of Course : Julian Floyd	Stewards :	Timekeeper : Nick Palmer

HSCC Historic Formula Ford 2000 Championship

RACE 3 - LAP CHART

LAP 1		@ 15:12:37.811
NO	BEHIND	LAP TIME
2		2:06.114
8	0.530	2:06.644
48	2.000	2:08.114
12	3.257	2:09.371
35	3.964	2:10.078
18	4.831	2:10.945
58	5.867	2:11.981
72	7.047	2:13.161
90	7.771	2:13.885
7	9.105	2:15.219
69	10.436	2:16.550
37	10.601	2:16.715
55	11.618	2:17.732
66	12.001	2:18.115
97	12.327	2:18.441
59	13.271	2:19.385
63	13.310	2:19.424
75	14.278	2:20.392
15	14.431	2:20.545
26	16.533	2:22.647
16	18.185	2:24.299
28	18.331	2:24.445
99	19.100	2:25.214
49	20.124	2:26.238
79	21.994	2:28.108
17	26.570	2:32.684
21	27.327	2:33.441
29	27.975	2:34.089

LAP 2		@ 15:14:37.929
NO	BEHIND	LAP TIME
2		2:00.118
8	0.634	2:00.222
48	2.668	2:00.786
12	4.965	2:01.826
35	6.852	2:03.006
18	7.105	2:02.392
58	8.934	2:03.185
72	11.164	2:04.235
90	11.302	2:03.649
37	16.972	2:06.489
69	18.094	2:07.776
66	18.498	2:06.615
55	18.718	2:07.218
97	19.017	2:06.808
59	20.671	2:07.518
75	23.106	2:08.946
15	24.001	2:09.688
26	26.656	2:10.241
28	29.793	2:11.580
16	30.183	2:12.116
99	30.897	2:11.915
49	36.192	2:16.186
79	37.498	2:15.622
17	46.842	2:20.390
21	47.242	2:20.033
29	48.213	2:20.356

LAP 3		@ 15:16:37.578
NO	BEHIND	LAP TIME
2		1:59.649
8	0.803	1:59.818
48	3.572	2:00.553
12	6.636	2:01.320
35	9.300	2:02.097
18	9.899	2:02.443
58	12.376	2:03.091
90	14.155	2:02.502
72	15.657	2:04.142
37	20.972	2:03.649
69	24.954	2:06.509
66	25.164	2:06.315
55	25.613	2:06.544
97	26.128	2:06.760
59	27.921	2:06.899
75	30.232	2:06.775
28	38.620	2:08.476
26	40.568	2:13.561
16	41.011	2:10.477
99	42.399	2:11.151
49	52.679	2:16.136
79	54.376	2:16.527
17	1:05.271	2:18.078
21	1:05.995	2:18.402
29	1:06.662	2:18.098

LAP 4		@ 15:18:37.182
NO	BEHIND	LAP TIME
2		1:59.604
8	0.686	1:59.487
48	4.668	2:00.700
12	7.700	2:00.668
35	11.071	2:01.375
18	11.794	2:01.499
58	14.482	2:01.710
90	14.630	2:00.079
72	18.795	2:02.742
37	23.522	2:02.154
69	30.534	2:05.184
66	30.673	2:05.113
55	31.196	2:05.187
97	31.630	2:05.106
59	33.878	2:05.561
75	36.635	2:06.007
28	44.312	2:05.296
16	50.807	2:09.400
26	52.327	2:11.363
99	53.284	2:10.489
49	1:08.078	2:15.003
79	1:08.411	2:13.639
17	1:21.895	2:16.228
21	1:22.191	2:15.800
29	1:23.294	2:16.236

LAP 5		@ 15:20:35.882
NO	BEHIND	LAP TIME
2		1:58.700
8	0.649	1:58.663
48	6.615	2:00.647
12	9.717	2:00.717
35	13.380	2:01.009
18	13.901	2:00.807
58	16.574	2:00.792
90	16.636	2:00.706
72	21.827	2:01.732
37	25.949	2:01.127
66	36.257	2:04.284
55	37.189	2:04.693
97	37.834	2:04.904
59	41.383	2:06.205
75	44.634	2:06.699
69	51.524	2:19.690
28	52.016	2:06.404
16	1:01.857	2:09.750
26	1:04.403	2:10.776
99	1:05.229	2:10.645
49	1:23.204	2:13.826
79	1:24.599	2:14.888
17	1:40.703	2:17.508
29	1:41.675	2:17.081

Weather / Track : Bright / Dry

Snetterton 300: 2.9689 miles
Date: 23/04/2022 Start: 15:10 Finish: 15:30

HSCC Historic Formula Ford 2000 Championship

RACE 3 - LAP CHART

LAP 6		@ 15:22:34.606
NO	BEHIND	LAP TIME
2		1:58.724
8	0.895	1:58.970
48	8.181	2:00.290
12	11.449	2:00.456
35	16.592	2:01.936
18	16.939	2:01.762
90	17.534	1:59.622
58	19.572	2:01.722
72	25.394	2:02.291
37	28.860	2:01.635
66	40.733	2:03.200
55	41.391	2:02.926
97	42.958	2:03.848
59	49.478	2:06.819
75	52.157	2:06.247
69	59.875	2:07.075
28	1:00.582	2:07.290
16	1:12.323	2:09.190
26	1:15.083	2:09.404
99	1:15.905	2:09.400
49	1:39.099	2:14.619
79	1:39.658	2:13.783
17	1:58.111	2:16.132

LAP 7		@ 15:24:33.782
NO	BEHIND	LAP TIME
2		1:59.176
29	1 Lap	2:16.817
8	0.905	1:59.186
48	9.660	2:00.655
12	12.837	2:00.564
90	19.137	2:00.779
35	19.169	2:01.753
18	19.752	2:01.989
58	20.974	2:00.578
72	28.460	2:02.242
37	30.795	2:01.111
66	44.494	2:02.937
55	44.867	2:02.652
97	47.024	2:03.242
59	57.306	2:07.004
75	59.626	2:06.645
69	1:06.352	2:05.653
28	1:06.697	2:05.291
16	1:22.321	2:09.174
26	1:24.876	2:08.969
99	1:25.884	2:09.155
49	1:54.011	2:14.088
79	1:55.307	2:14.825

LAP 8		@ 15:26:34.247
NO	BEHIND	LAP TIME
2		2:00.465
48	11.846	2:02.651
29	1 Lap	2:15.263
17	1 Lap	2:17.687
8	17.899	2:17.459
90	18.567	1:59.895
35	20.906	2:02.202
18	21.182	2:01.895
58	21.676	2:01.167
72	30.475	2:02.480
37	31.420	2:01.090
66	47.156	2:03.127
55	47.495	2:03.093
97	49.208	2:02.649
59	1:03.463	2:06.622
75	1:05.137	2:05.976
69	1:11.981	2:06.094
28	1:12.798	2:06.566
16	1:30.223	2:08.367
26	1:33.778	2:09.367
99	1:34.543	2:09.124

LAP 9		@ 15:28:34.631
NO	BEHIND	LAP TIME
2		2:00.384
49	1 Lap	2:14.450
79	1 Lap	2:14.370
48	13.062	2:01.600
90	20.125	2:01.942
35	23.467	2:02.945
18	23.933	2:03.135
58	24.254	2:02.962
17	1 Lap	2:16.769
29	1 Lap	2:18.641
8	35.494	2:17.979
72	36.898	2:06.807
37	38.050	2:07.014
66	51.890	2:05.118
55	52.447	2:05.336
97	53.090	2:04.266
59	1:09.474	2:06.395
75	1:10.802	2:06.049
69	1:16.557	2:04.960
28	1:16.906	2:04.492
16	1:39.032	2:09.193
26	1:42.444	2:09.050
99	1:45.086	2:10.927

LAP 10		@ 15:30:33.600
NO	BEHIND	LAP TIME
2		1:58.969
48	17.089	2:02.996
90	21.549	2:00.393
49	1 Lap	2:14.432
79	1 Lap	2:14.606
35	25.901	2:01.403
18	26.505	2:01.541
58	26.747	2:01.462
37	43.795	2:04.714
72	44.306	2:06.377
17	1 Lap	2:16.783
8	51.044	2:14.519
29	1 Lap	2:20.776
66	56.817	2:03.896
55	57.191	2:03.713
97	57.437	2:03.316
59	1:17.175	2:06.670
75	1:18.634	2:06.801
69	1:22.519	2:04.931
28	1:22.958	2:05.021
16	1:49.247	2:09.184
26	1:52.165	2:08.690
99	1:55.154	2:09.037

Weather / Track : Bright / Dry

Snetterton 300: 2.9689 miles
Date: 23/04/2022 Start: 15:10 Finish: 15:30

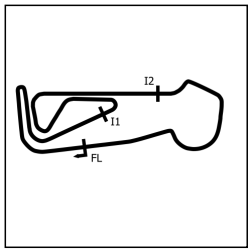

HSCC Historic Formula Ford 2000 Championship

RACE 3 - SECTOR ANALYSIS

SECTOR 1 = FL to I1, SECTOR 2 = I1 to I2, SECTOR 3 = I2 to FL, DIFF = Difference To Personal Best Lap, P = Crossed Finish Line in Pit Lane, D = Time Disallowed

P1 2 A Benn SIMMS — Reynard SF77

IDEAL LAP TIME : 1:58.596 BEST LAP TIME : 1:58.700 DIFFERENCE : 0.104

LAP	SECTOR 1		SECTOR 2		SECTOR 3		LAP TIME		MPH	DIFF	TIME OF DAY
1 -		105.1	43.407	115.5	39.985	115.7	2:06.114		84.74	7.414	15:12:37.811
2 -	37.456	106.3	43.444	115.7	39.218	115.9	2:00.118		88.97	1.418	15:14:37.929
3 -	37.331	106.1	43.184	115.7	39.134	***116.7***	1:59.649		89.32	0.949	15:16:37.578
4 -	37.233	106.6	43.384	115.9	38.987	116.5	1:59.604		89.36	0.904	15:18:37.182
5 -	***36.947***	***108.5***	***42.793***	***117.1***	38.960	116.5	***1:58.700***	**(1)**	***90.04***		***15:20:35.882***
6 -	37.026	108.0	42.835	116.7	38.863	116.3	1:58.724	**(2)**	90.02	0.024	15:22:34.606
7 -	37.236	106.6	42.907	115.7	39.033	116.3	1:59.176		89.68	0.476	15:24:33.782
8 -	38.255	106.6	43.053	115.1	39.157	115.9	2:00.465		88.72	1.765	15:26:34.247
9 -	37.540	107.2	43.909	115.9	38.935	116.3	2:00.384		88.78	1.684	15:28:34.631
10 -	37.093	106.3	43.020	115.7	***38.856***	***116.7***	1:58.969	**(3)**	89.83	0.269	15:30:33.600

P2 48 A Cam JACKSON — Delta T80

IDEAL LAP TIME : 2:00.142 BEST LAP TIME : 2:00.290 DIFFERENCE : 0.148

LAP	SECTOR 1		SECTOR 2		SECTOR 3		LAP TIME		MPH	DIFF	TIME OF DAY
1 -		107.3	43.931	117.9	39.645	115.7	2:08.114		83.42	7.824	15:12:39.811
2 -	37.910	107.5	43.559	117.9	39.317	116.1	2:00.786		88.48	0.496	15:14:40.597
3 -	37.731	107.0	43.666	117.9	***39.156***	116.5	2:00.553	**(2)**	88.65	0.263	15:16:41.150
4 -	37.687	107.2	43.581	118.7	39.432	***116.7***	2:00.700		88.55	0.410	15:18:41.850
5 -	37.683	***108.5***	43.572	***119.6***	39.392	***116.7***	2:00.647	**(3)**	88.58	0.357	15:20:42.497
6 -	***37.566***	107.8	***43.420***	118.9	39.304	116.5	***2:00.290***	**(1)**	***88.85***		***15:22:42.787***
7 -	37.866	106.6	43.423	118.5	39.366	116.1	2:00.655		88.58	0.365	15:24:43.442
8 -	37.570	107.2	44.522	118.5	40.559	116.3	2:02.651		87.14	2.361	15:26:46.093
9 -	38.103	105.8	43.872	118.3	39.625	116.1	2:01.600		87.89	1.310	15:28:47.693
10 -	38.052	106.3	44.947	118.1	39.997	102.6	2:02.996		86.89	2.706	15:30:50.689

P3 90 A Ben GLASSWELL — Reynard SF77

IDEAL LAP TIME : 1:59.092 BEST LAP TIME : 1:59.622 DIFFERENCE : 0.530

LAP	SECTOR 1		SECTOR 2		SECTOR 3		LAP TIME		MPH	DIFF	TIME OF DAY
1 -		107.0	45.356	117.3	41.012	116.3	2:13.885		79.82	14.263	15:12:45.582
2 -	38.095	106.8	44.809	116.7	40.745	116.5	2:03.649		86.43	4.027	15:14:49.231
3 -	38.594	107.0	44.360	116.5	39.548	115.9	2:02.502		87.24	2.880	15:16:51.733
4 -	37.551	107.5	43.594	117.9	38.934	***118.1***	2:00.079	**(3)**	89.00	0.457	15:18:51.812
5 -	37.972	***108.7***	43.413	***118.7***	39.321	117.9	2:00.706		88.54	1.084	15:20:52.518
6 -	37.695	108.0	43.017	117.9	38.910	117.5	***1:59.622***	**(1)**	***89.34***		***15:22:52.140***
7 -	37.361	107.0	43.300	116.7	40.118	116.1	2:00.779		88.49	1.157	15:24:52.919
8 -	***37.345***	96.4	43.622	116.1	38.928	117.7	1:59.895	**(2)**	89.14	0.273	15:26:52.814
9 -	39.488	106.1	43.655	116.3	***38.799***	116.3	2:01.942		87.64	2.320	15:28:54.756
10 -	37.359	105.8	***42.948***	116.9	40.086	117.1	2:00.393		88.77	0.771	15:30:55.149

P4 35 A Graham RIDGWAY — Royale RP27

IDEAL LAP TIME : 2:00.777 BEST LAP TIME : 2:01.009 DIFFERENCE : 0.232

LAP	SECTOR 1		SECTOR 2		SECTOR 3		LAP TIME		MPH	DIFF	TIME OF DAY
1 -		104.8	44.737	115.7	40.974	115.1	2:10.078		82.16	9.069	15:12:41.775
2 -	38.337	105.6	43.973	116.3	40.696	114.3	2:03.006		86.89	1.997	15:14:44.781
3 -	38.242	105.0	43.967	115.7	39.888	114.7	2:02.097		87.53	1.088	15:16:46.878
4 -	38.105	105.8	43.462	117.3	***39.808***	115.3	2:01.375	**(2)**	88.05	0.366	15:18:48.253
5 -	37.886	***106.8***	***43.144***	***117.7***	39.979	115.3	***2:01.009***	**(1)**	***88.32***		***15:20:49.262***
6 -	38.043	106.1	43.662	117.1	40.231	***115.7***	2:01.936		87.65	0.927	15:22:51.198
7 -	37.945	105.3	43.436	115.7	40.372	114.1	2:01.753		87.78	0.744	15:24:52.951
8 -	38.175	105.0	44.035	115.5	39.992	115.3	2:02.202		87.46	1.193	15:26:55.153
9 -	38.459	105.1	44.454	115.9	40.032	114.7	2:02.945		86.93	1.936	15:28:58.098
10 -	***37.825***	104.5	43.412	116.3	40.166	115.3	2:01.403	**(3)**	88.03	0.394	15:30:59.501

Weather / Track : Bright / Dry

Snetterton 300: 2.9689 miles
Date: 23/04/2022 Start: 15:10 Finish: 15:30

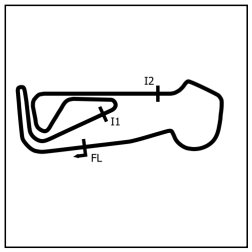

HSCC Historic Formula Ford 2000 Championship

RACE 3 - SECTOR ANALYSIS

SECTOR 1 = FL to I1, SECTOR 2 = I1 to I2, SECTOR 3 = I2 to FL, DIFF = Difference To Personal Best Lap, P = Crossed Finish Line in Pit Lane, D = Time Disallowed

P5 18 A Stephen GLASSWELL — Reynard SF79

IDEAL LAP TIME : 2:00.797 BEST LAP TIME : 2:00.807 DIFFERENCE : 0.010

LAP	SECTOR 1		SECTOR 2		SECTOR 3		LAP TIME	MPH	DIFF	TIME OF DAY
1 -		105.1	44.580	115.7	40.454	115.5	2:10.945	81.62	10.138	15:12:42.642
2 -	38.278	106.6	43.931	116.1	40.183	115.7	2:02.392	87.32	1.585	15:14:45.034
3 -	38.672	106.6	43.778	116.7	39.993	115.3	2:02.443	87.29	1.636	15:16:47.477
4 -	38.164	107.2	43.598	117.7	39.737	116.1	2:01.499 (2)	87.96	0.692	15:18:48.976
5 -	***37.862***	***108.7***	***43.253***	***118.3***	39.692	116.3	***2:00.807*** (1)	***88.47***		***15:20:49.783***
6 -	37.894	107.8	43.562	117.5	40.306	116.5	2:01.762	87.77	0.955	15:22:51.545
7 -	38.328	108.4	43.891	116.9	39.770	115.9	2:01.989	87.61	1.182	15:24:53.534
8 -	37.970	106.3	44.007	116.7	39.918	116.9	2:01.895	87.68	1.088	15:26:55.429
9 -	38.736	107.2	44.717	116.3	***39.682***	116.3	2:03.135	86.79	2.328	15:28:58.564
10 -	38.148	106.1	43.630	116.3	39.763	***117.1***	2:01.541 (3)	87.93	0.734	15:31:00.105

P6 58 A Greg ROBERTSON — Reynard SF79

IDEAL LAP TIME : 2:00.435 BEST LAP TIME : 2:00.578 DIFFERENCE : 0.143

LAP	SECTOR 1		SECTOR 2		SECTOR 3		LAP TIME	MPH	DIFF	TIME OF DAY
1 -		105.3	45.042	115.9	40.694	115.3	2:11.981	80.98	11.403	15:12:43.678
2 -	38.465	105.8	44.673	114.7	40.047	115.1	2:03.185	86.76	2.607	15:14:46.863
3 -	38.618	105.0	44.291	115.1	40.182	114.1	2:03.091	86.83	2.513	15:16:49.954
4 -	38.180	106.1	43.825	116.5	39.705	116.1	2:01.710	87.81	1.132	15:18:51.664
5 -	37.908	107.7	43.305	***118.1***	***39.579***	116.7	2:00.792 (2)	88.48	0.214	15:20:52.456
6 -	38.525	***107.8***	43.471	117.3	39.726	116.1	2:01.722	87.80	1.144	15:22:54.178
7 -	***37.567***	107.2	***43.289***	117.1	39.722	116.1	***2:00.578*** (1)	***88.64***		***15:24:54.756***
8 -	37.781	106.6	43.685	117.5	39.701	117.5	2:01.167 (3)	88.20	0.589	15:26:55.923
9 -	38.628	106.3	44.405	117.7	39.929	117.3	2:02.962	86.92	2.384	15:28:58.885
10 -	38.101	106.6	43.651	117.9	39.710	***118.1***	2:01.462	87.99	0.884	15:31:00.347

P7 37 A Lee BANKHURST — Royale RP30

IDEAL LAP TIME : 2:00.683 BEST LAP TIME : 2:01.090 DIFFERENCE : 0.407

LAP	SECTOR 1		SECTOR 2		SECTOR 3		LAP TIME	MPH	DIFF	TIME OF DAY
1 -		104.3	45.961	114.9	41.562	***115.7***	2:16.715	78.17	15.625	15:12:48.412
2 -	39.884	104.6	45.140	114.3	41.465	113.9	2:06.489	84.49	5.399	15:14:54.901
3 -	38.836	104.6	44.501	114.5	40.312	113.5	2:03.649	86.43	2.559	15:16:58.550
4 -	38.244	105.1	43.947	115.7	39.963	114.1	2:02.154	87.49	1.064	15:19:00.704
5 -	38.033	***106.6***	***43.551***	***116.3***	***39.543***	115.3	2:01.127 (3)	88.23	0.037	15:21:01.831
6 -	38.105	105.5	43.962	114.9	39.568	115.1	2:01.635	87.87	0.545	15:23:03.466
7 -	37.736	105.5	43.686	115.1	39.689	114.5	2:01.111 (2)	88.25	0.021	15:25:04.577
8 -	***37.589***	105.5	43.556	115.1	39.945	113.9	***2:01.090*** (1)	***88.26***		***15:27:05.667***
9 -	37.715	105.8	43.751	116.1	45.548	112.9	2:07.014	84.14	5.924	15:29:12.681
10 -	39.302	101.5	45.039	114.7	40.373	115.1	2:04.714	85.70	3.624	15:31:17.395

P8 72 A Andrew STORER — Reynard SF79

IDEAL LAP TIME : 2:01.520 BEST LAP TIME : 2:01.732 DIFFERENCE : 0.212

LAP	SECTOR 1		SECTOR 2		SECTOR 3		LAP TIME	MPH	DIFF	TIME OF DAY
1 -		105.5	45.290	117.1	40.767	115.9	2:13.161	80.26	11.429	15:12:44.858
2 -	38.542	106.0	44.938	117.3	40.755	115.9	2:04.235	86.03	2.503	15:14:49.093
3 -	38.449	106.5	44.702	***118.3***	40.991	115.9	2:04.142	86.09	2.410	15:16:53.235
4 -	38.466	107.0	44.003	117.9	40.273	***117.5***	2:02.742	87.07	1.010	15:18:55.977
5 -	37.904	***108.2***	***43.813***	118.1	***40.015***	***117.5***	***2:01.732*** (1)	***87.80***		***15:20:57.709***
6 -	***37.692***	107.3	44.034	116.9	40.565	116.9	2:02.291 (3)	87.39	0.559	15:23:00.000
7 -	37.919	106.8	44.157	116.3	40.166	116.1	2:02.242 (2)	87.43	0.510	15:25:02.242
8 -	38.058	106.5	43.971	116.3	40.451	115.9	2:02.480	87.26	0.748	15:27:04.722
9 -	38.077	106.1	44.043	116.7	44.687	114.9	2:06.807	84.28	5.075	15:29:11.529
10 -	40.658	104.5	45.371	116.9	40.348	***117.5***	2:06.377	84.57	4.645	15:31:17.906

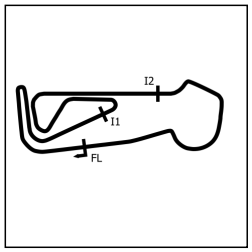

HSCC Historic Formula Ford 2000 Championship

RACE 3 - SECTOR ANALYSIS

SECTOR 1 = FL to I1, SECTOR 2 = I1 to I2, SECTOR 3 = I2 to FL, DIFF = Difference To Personal Best Lap, P = Crossed Finish Line in Pit Lane, D = Time Disallowed

P9 8 A Graham FENNYMORE — Reynard SF81

IDEAL LAP TIME : 1:58.590 BEST LAP TIME : 1:58.663 DIFFERENCE : 0.073

LAP	SECTOR 1		SECTOR 2		SECTOR 3		LAP TIME		MPH	DIFF	TIME OF DAY
1 -		106.1	43.611	117.5	39.578	116.3	2:06.644		84.39	7.981	15:12:38.341
2 -	37.588	107.3	43.294	118.3	39.340	116.9	2:00.222		88.90	1.559	15:14:38.563
3 -	37.533	107.5	43.021	117.9	39.264	117.1	1:59.818		89.20	1.155	15:16:38.381
4 -	37.251	107.8	43.090	118.9	39.146	117.1	1:59.487		89.44	0.824	15:18:37.868
5 -	37.147	***109.2***	***42.650***	***120.0***	***38.866***	***117.5***	***1:58.663***	**(1)**	***90.07***		***15:20:36.531***
6 -	***37.074***	***109.2***	42.758	119.6	39.138	116.9	1:58.970	**(2)**	89.83	0.307	15:22:35.501
7 -	37.221	107.7	42.814	118.3	39.151	***117.5***	1:59.186	**(3)**	89.67	0.523	15:24:34.687
8 -	42.618	85.8	49.802	111.1	45.039	115.7	2:17.459		77.75	18.796	15:26:52.146
9 -	42.964	90.8	49.182	112.4	45.833	114.1	2:17.979		77.46	19.316	15:29:10.125
10 -	42.038	91.6	47.524	105.3	44.957	106.8	2:14.519		79.45	15.856	15:31:24.644

P10 66 A Adrian LANGRIDGE — Reynard SF78

IDEAL LAP TIME : 2:02.724 BEST LAP TIME : 2:02.937 DIFFERENCE : 0.213

LAP	SECTOR 1		SECTOR 2		SECTOR 3		LAP TIME		MPH	DIFF	TIME OF DAY
1 -		101.2	46.955	114.9	41.991	113.5	2:18.115		77.38	15.178	15:12:49.812
2 -	39.741	104.3	44.964	115.3	41.910	113.1	2:06.615		84.41	3.678	15:14:56.427
3 -	39.903	103.7	44.991	115.1	41.421	113.9	2:06.315		84.61	3.378	15:17:02.742
4 -	39.538	104.0	44.464	115.9	41.111	***114.9***	2:05.113		85.42	2.176	15:19:07.855
5 -	39.184	***105.1***	44.579	***116.1***	40.521	114.3	2:04.284		85.99	1.347	15:21:12.139
6 -	38.867	105.0	44.151	114.1	40.182	114.5	2:03.200	**(3)**	86.75	0.263	15:23:15.339
7 -	38.569	104.2	44.188	114.1	***40.180***	112.9	***2:02.937***	**(1)**	***86.93***		***15:25:18.276***
8 -	***38.427***	104.2	***44.117***	114.5	40.583	114.3	2:03.127	**(2)**	86.80	0.190	15:27:21.403
9 -	38.775	104.6	44.917	115.1	41.426	113.5	2:05.118		85.42	2.181	15:29:26.521
10 -	38.753	103.7	44.569	114.9	40.574	114.5	2:03.896		86.26	0.959	15:31:30.417

P11 55 A Jon FINCH — Reynard SF79

IDEAL LAP TIME : 2:02.321 BEST LAP TIME : 2:02.652 DIFFERENCE : 0.331

LAP	SECTOR 1		SECTOR 2		SECTOR 3		LAP TIME		MPH	DIFF	TIME OF DAY
1 -		101.6	47.085	115.5	42.185	112.7	2:17.732		77.60	15.080	15:12:49.429
2 -	39.743	103.8	45.094	114.9	42.381	113.9	2:07.218		84.01	4.566	15:14:56.647
3 -	40.095	104.0	45.299	115.1	41.150	113.3	2:06.544		84.46	3.892	15:17:03.191
4 -	39.427	105.0	44.429	***117.1***	41.331	114.9	2:05.187		85.37	2.535	15:19:08.378
5 -	39.205	105.5	44.949	***117.1***	40.539	***115.1***	2:04.693		85.71	2.041	15:21:13.071
6 -	38.849	105.3	44.139	114.9	***39.938***	114.7	2:02.926	**(2)**	86.94	0.274	15:23:15.997
7 -	***38.537***	104.8	43.995	115.7	40.120	113.7	***2:02.652***	**(1)**	***87.14***		***15:25:18.649***
8 -	38.563	104.6	***43.846***	116.1	40.684	114.9	2:03.093	**(3)**	86.82	0.441	15:27:21.742
9 -	38.721	***105.6***	44.588	113.7	42.027	114.3	2:05.336		85.27	2.684	15:29:27.078
10 -	38.671	104.0	44.617	115.1	40.425	114.5	2:03.713		86.39	1.061	15:31:30.791

P12 97 A Nathaniel COOPER — Royale RP27

IDEAL LAP TIME : 2:02.602 BEST LAP TIME : 2:02.649 DIFFERENCE : 0.047

LAP	SECTOR 1		SECTOR 2		SECTOR 3		LAP TIME		MPH	DIFF	TIME OF DAY
1 -		98.3	46.809	116.5	42.133	115.7	2:18.441		77.20	15.792	15:12:50.138
2 -	39.564	104.8	44.944	117.9	42.300	115.1	2:06.808		84.28	4.159	15:14:56.946
3 -	40.058	105.5	45.319	116.5	41.383	114.5	2:06.760		84.31	4.111	15:17:03.706
4 -	39.120	105.3	44.501	118.5	41.485	116.1	2:05.106		85.43	2.457	15:19:08.812
5 -	38.888	107.0	45.099	***118.7***	40.917	115.9	2:04.904		85.57	2.255	15:21:13.716
6 -	38.582	***107.5***	44.863	116.1	40.403	115.7	2:03.848		86.29	1.199	15:23:17.564
7 -	38.635	106.0	44.280	116.1	40.327	114.3	2:03.242	**(2)**	86.72	0.593	15:25:20.806
8 -	38.466	106.5	***44.118***	115.7	***40.065***	114.7	***2:02.649***	**(1)**	***87.14***		***15:27:23.455***
9 -	38.576	107.3	44.235	116.7	41.455	115.5	2:04.266		86.00	1.617	15:29:27.721
10 -	***38.419***	106.6	44.658	117.7	40.239	***116.9***	2:03.316	**(3)**	86.67	0.667	15:31:31.037

HSCC Historic Formula Ford 2000 Championship

RACE 3 - SECTOR ANALYSIS

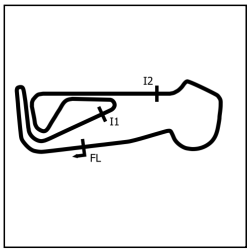

SECTOR 1 = FL to I1, SECTOR 2 = I1 to I2, SECTOR 3 = I2 to FL, DIFF = Difference To Personal Best Lap, P = Crossed Finish Line in Pit Lane, D = Time Disallowed

P13 59 A Bernie BRADEN — Reynard SF79

IDEAL LAP TIME : 2:05.471 BEST LAP TIME : 2:05.561 DIFFERENCE : 0.090

LAP	SECTOR 1		SECTOR 2		SECTOR 3		LAP TIME	MPH	DIFF	TIME OF DAY
1 -		103.4	46.569	***115.3***	42.748	114.3	2:19.385	76.67	13.824	15:12:51.082
2 -	40.212	102.9	45.394	112.9	41.912	112.9	2:07.518	83.81	1.957	15:14:58.600
3 -	39.875	103.5	45.546	113.3	41.478	113.3	2:06.899	84.22	1.338	15:17:05.499
4 -	***39.268***	104.5	***44.841***	114.5	41.452	114.5	***2:05.561*** **(1)**	***85.12***		***15:19:11.060***
5 -	39.353	***105.0***	45.490	***115.3***	***41.362***	114.5	2:06.205 **(2)**	84.68	0.644	15:21:17.265
6 -	39.496	104.3	45.225	112.9	42.098	113.9	2:06.819	84.27	1.258	15:23:24.084
7 -	39.937	101.9	45.212	113.1	41.855	113.3	2:07.004	84.15	1.443	15:25:31.088
8 -	39.894	102.6	45.150	113.5	41.578	114.1	2:06.622	84.40	1.061	15:27:37.710
9 -	39.613	103.5	45.268	112.9	41.514	***115.3***	2:06.395 **(3)**	84.56	0.834	15:29:44.105
10 -	39.727	103.5	45.207	113.7	41.736	114.5	2:06.670	84.37	1.109	15:31:50.775

P14 75 A Colin WRIGHT — Reynard SF79

IDEAL LAP TIME : 2:05.478 BEST LAP TIME : 2:05.976 DIFFERENCE : 0.498

LAP	SECTOR 1		SECTOR 2		SECTOR 3		LAP TIME	MPH	DIFF	TIME OF DAY
1 -		105.5	46.705	109.2	43.312	117.1	2:20.392	76.12	14.416	15:12:52.089
2 -	40.978	106.6	45.665	115.5	42.303	116.3	2:08.946	82.88	2.970	15:15:01.035
3 -	39.056	107.0	45.432	116.1	42.287	115.5	2:06.775	84.30	0.799	15:17:07.810
4 -	38.956	***107.5***	45.181	117.3	41.870	116.5	2:06.007 **(2)**	84.82	0.031	15:19:13.817
5 -	***38.758***	107.3	45.983	***117.7***	41.958	115.1	2:06.699	84.35	0.723	15:21:20.516
6 -	39.381	106.1	44.856	115.7	42.010	115.9	2:06.247	84.66	0.271	15:23:26.763
7 -	39.191	105.0	45.443	115.9	42.011	115.9	2:06.645	84.39	0.669	15:25:33.408
8 -	39.023	106.0	45.086	116.5	***41.867***	116.7	***2:05.976*** **(1)**	***84.84***		***15:27:39.384***
9 -	39.163	107.0	***44.853***	116.1	42.033	***117.9***	2:06.049 **(3)**	84.79	0.073	15:29:45.433
10 -	39.577	104.5	45.341	116.7	41.883	116.5	2:06.801	84.29	0.825	15:31:52.234

P15 69 A Adrian REYNARD — Reynard SF79

IDEAL LAP TIME : 2:04.525 BEST LAP TIME : 2:04.931 DIFFERENCE : 0.406

LAP	SECTOR 1		SECTOR 2		SECTOR 3		LAP TIME	MPH	DIFF	TIME OF DAY
1 -		107.5	45.108	***121.5***	42.691	116.5	2:16.550	78.27	11.619	15:12:48.247
2 -	39.356	107.0	45.724	118.3	42.696	116.1	2:07.776	83.64	2.845	15:14:56.023
3 -	39.900	106.8	44.968	118.3	41.641	115.7	2:06.509	84.48	1.578	15:17:02.532
4 -	39.125	108.0	***44.394***	119.6	41.665	116.7	2:05.184 **(3)**	85.37	0.253	15:19:07.716
5 -	38.885	108.0	58.208	116.3	42.597	116.7	2:19.690	76.51	14.759	15:21:27.406
6 -	39.805	107.2	45.324	118.5	41.946	116.1	2:07.075	84.10	2.144	15:23:34.481
7 -	39.052	107.2	44.735	118.1	41.866	116.7	2:05.653	85.06	0.722	15:25:40.134
8 -	39.151	106.5	44.987	118.9	41.956	117.3	2:06.094	84.76	1.163	15:27:46.228
9 -	***38.702***	***108.9***	44.819	118.9	41.439	***118.1***	2:04.960 **(2)**	85.53	0.029	15:29:51.188
10 -	38.917	107.2	44.585	118.7	***41.429***	116.3	***2:04.931*** **(1)**	***85.55***		***15:31:56.119***

P16 28 A Fraser COLLINS — Royale RP30

IDEAL LAP TIME : 2:04.410 BEST LAP TIME : 2:04.492 DIFFERENCE : 0.082

LAP	SECTOR 1		SECTOR 2		SECTOR 3		LAP TIME	MPH	DIFF	TIME OF DAY
1 -		97.6	47.851	114.3	43.970	114.1	2:24.445	73.99	19.953	15:12:56.142
2 -	41.666	104.0	46.385	113.7	43.529	112.0	2:11.580	81.22	7.088	15:15:07.722
3 -	39.640	102.6	46.428	112.4	42.408	112.9	2:08.476	83.19	3.984	15:17:16.198
4 -	39.400	104.3	44.740	114.7	41.156	114.1	2:05.296	85.30	0.804	15:19:21.494
5 -	39.647	104.6	45.114	***115.5***	41.643	113.9	2:06.404	84.55	1.912	15:21:27.898
6 -	39.563	***105.6***	45.821	114.3	41.906	112.9	2:07.290	83.96	2.798	15:23:35.188
7 -	***38.988***	104.3	45.118	113.1	41.185	114.3	2:05.291 **(3)**	85.30	0.799	15:25:40.479
8 -	39.329	103.4	45.086	114.9	42.151	114.1	2:06.566	84.44	2.074	15:27:47.045
9 -	39.070	105.0	***44.460***	113.7	***40.962***	***116.7***	***2:04.492*** **(1)**	***85.85***		***15:29:51.537***
10 -	39.148	103.7	44.717	114.7	41.156	112.0	2:05.021 **(2)**	85.49	0.529	15:31:56.558

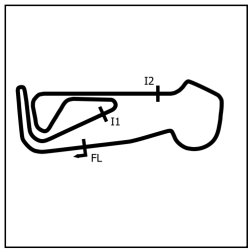

HSCC Historic Formula Ford 2000 Championship

RACE 3 - SECTOR ANALYSIS

SECTOR 1 = FL to I1, SECTOR 2 = I1 to I2, SECTOR 3 = I2 to FL, DIFF = Difference To Personal Best Lap, P = Crossed Finish Line in Pit Lane, D = Time Disallowed

P17 16 A John MOORE — Delta T80

IDEAL LAP TIME : 2:08.273 BEST LAP TIME : 2:08.367 DIFFERENCE : 0.094

LAP	SECTOR 1		SECTOR 2		SECTOR 3		LAP TIME	MPH	DIFF	TIME OF DAY
1 -		103.0	47.733	113.9	43.983	112.5	2:24.299	74.06	15.932	15:12:55.996
2 -	41.334	105.5	46.538	114.1	44.244	113.5	2:12.116	80.89	3.749	15:15:08.112
3 -	40.222	104.2	46.126	115.5	44.129	***113.7***	2:10.477	81.91	2.110	15:17:18.589
4 -	40.862	***105.6***	45.782	115.3	42.756	113.3	2:09.400	82.59	1.033	15:19:27.989
5 -	39.994	***105.6***	46.652	***115.7***	43.104	113.5	2:09.750	82.37	1.383	15:21:37.739
6 -	***39.788***	105.1	46.311	114.3	43.091	111.1	2:09.190	82.73	0.823	15:23:46.929
7 -	39.853	104.3	46.231	114.1	43.090	112.7	2:09.174 **(2)**	82.74	0.807	15:25:56.103
8 -	39.802	104.2	***45.781***	115.1	42.784	112.9	***2:08.367*** **(1)**	***83.26***		***15:28:04.470***
9 -	39.814	103.8	46.130	113.5	43.249	111.4	2:09.193	82.72	0.826	15:30:13.663
10 -	39.845	104.3	46.635	112.5	***42.704***	112.0	2:09.184 **(3)**	82.73	0.817	15:32:22.847

P18 26 A Jonathan ROSE — Reynard SF79

IDEAL LAP TIME : 2:08.199 BEST LAP TIME : 2:08.690 DIFFERENCE : 0.491

LAP	SECTOR 1		SECTOR 2		SECTOR 3		LAP TIME	MPH	DIFF	TIME OF DAY
1 -		104.3	47.656	113.1	43.292	112.9	2:22.647	74.92	13.957	15:12:54.344
2 -	40.488	105.0	46.620	112.0	43.133	113.1	2:10.241	82.06	1.551	15:15:04.585
3 -	41.790	101.9	47.696	109.6	44.075	112.5	2:13.561	80.02	4.871	15:17:18.146
4 -	41.044	104.0	47.226	***114.3***	43.093	112.7	2:11.363	81.36	2.673	15:19:29.509
5 -	40.640	***105.3***	46.769	114.1	43.367	112.5	2:10.776	81.72	2.086	15:21:40.285
6 -	40.582	104.6	46.050	112.5	42.772	112.5	2:09.404	82.59	0.714	15:23:49.689
7 -	40.468	103.2	46.153	112.2	42.348	112.9	2:08.969 **(2)**	82.87	0.279	15:25:58.658
8 -	41.193	103.5	***45.780***	112.5	42.394	112.2	2:09.367	82.61	0.677	15:28:08.025
9 -	***40.220***	104.0	45.961	112.0	42.869	112.4	2:09.050 **(3)**	82.82	0.360	15:30:17.075
10 -	40.595	103.8	45.896	112.4	***42.199***	***113.3***	***2:08.690*** **(1)**	***83.05***		***15:32:25.765***

P19 99 A Geoff O'NION — Reynard SF77

IDEAL LAP TIME : 2:08.773 BEST LAP TIME : 2:09.037 DIFFERENCE : 0.264

LAP	SECTOR 1		SECTOR 2		SECTOR 3		LAP TIME	MPH	DIFF	TIME OF DAY
1 -		100.6	47.986	113.9	43.965	112.0	2:25.214	73.60	16.177	15:12:56.911
2 -	41.455	103.5	46.555	113.5	43.905	112.2	2:11.915	81.02	2.878	15:15:08.826
3 -	40.826	101.8	46.293	113.7	44.032	112.0	2:11.151	81.49	2.114	15:17:19.977
4 -	41.084	102.9	46.005	115.5	43.400	112.2	2:10.489	81.90	1.452	15:19:30.466
5 -	40.480	***103.8***	46.235	***115.9***	43.930	112.2	2:10.645	81.81	1.608	15:21:41.111
6 -	40.575	103.4	45.865	114.5	42.960	112.5	2:09.400	82.59	0.363	15:23:50.511
7 -	***40.389***	102.6	45.987	113.7	***42.779***	***112.7***	2:09.155 **(3)**	82.75	0.118	15:25:59.666
8 -	40.697	102.2	***45.605***	115.1	42.822	112.2	2:09.124 **(2)**	82.77	0.087	15:28:08.790
9 -	40.956	101.8	46.573	113.3	43.398	110.9	2:10.927	81.63	1.890	15:30:19.717
10 -	40.420	102.4	45.715	113.5	42.902	111.8	***2:09.037*** **(1)**	***82.82***		***15:32:28.754***

P20 49 A John WILKINSON — Reynard SF79

IDEAL LAP TIME : 2:13.054 BEST LAP TIME : 2:13.826 DIFFERENCE : 0.772

LAP	SECTOR 1		SECTOR 2		SECTOR 3		LAP TIME	MPH	DIFF	TIME OF DAY
1 -		97.6	48.112	111.6	44.351	109.8	2:26.238	73.08	12.412	15:12:57.935
2 -	43.656	98.3	47.845	110.3	44.685	110.0	2:16.186	78.48	2.360	15:15:14.121
3 -	42.260	99.5	48.066	109.6	45.810	109.8	2:16.136	78.51	2.310	15:17:30.257
4 -	42.139	***101.5***	48.055	***112.0***	44.809	109.8	2:15.003	79.16	1.177	15:19:45.260
5 -	42.400	100.4	***47.152***	111.8	44.274	110.3	***2:13.826*** **(1)**	***79.86***		***15:21:59.086***
6 -	42.234	100.7	47.483	111.1	44.902	109.8	2:14.619	79.39	0.793	15:24:13.705
7 -	42.567	100.3	47.587	110.1	***43.934***	110.3	2:14.088 **(2)**	79.70	0.262	15:26:27.793
8 -	42.228	99.7	47.831	***112.0***	44.391	110.5	2:14.450	79.49	0.624	15:28:42.243
9 -	***41.968***	100.9	48.312	111.8	44.152	***112.9***	2:14.432 **(3)**	79.50	0.606	15:30:56.675

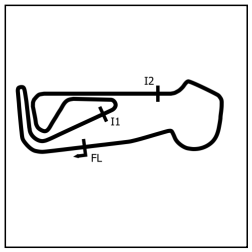

HSCC Historic Formula Ford 2000 Championship

RACE 3 - SECTOR ANALYSIS

SECTOR 1 = FL to I1, SECTOR 2 = I1 to I2, SECTOR 3 = I2 to FL, DIFF = Difference To Personal Best Lap, P = Crossed Finish Line in Pit Lane, D = Time Disallowed

P21 79 A Andy LANGRIDGE — Reynard SF78

IDEAL LAP TIME : 2:13.083 BEST LAP TIME : 2:13.639 DIFFERENCE : 0.556

LAP	SECTOR 1		SECTOR 2		SECTOR 3		LAP TIME		MPH	DIFF	TIME OF DAY
1 -		95.1	48.027	113.9	45.452	111.4	2:28.108		72.16	14.469	15:12:59.805
2 -	42.501	101.8	47.758	112.0	45.363	109.8	2:15.622		78.80	1.983	15:15:15.427
3 -	42.124	100.9	47.687	111.8	46.716	110.3	2:16.527		78.28	2.888	15:17:31.954
4 -	41.825	102.2	47.393	***114.9***	***44.421***	111.1	***2:13.639***	**(1)**	***79.97***		***15:19:45.593***
5 -	42.819	100.1	***47.267***	113.9	44.802	111.2	2:14.888		79.23	1.249	15:22:00.481
6 -	41.444	101.3	47.550	112.5	44.789	110.9	2:13.783	**(2)**	79.89	0.144	15:24:14.264
7 -	42.568	99.8	47.425	108.7	44.832	111.6	2:14.825		79.27	1.186	15:26:29.089
8 -	41.984	101.9	47.851	112.9	44.535	111.6	2:14.370	**(3)**	79.54	0.731	15:28:43.459
9 -	***41.395***	***102.4***	47.983	113.1	45.228	***112.5***	2:14.606		79.40	0.967	15:30:58.065

P22 17 A Glyn DAVIES — Reynard SF79

IDEAL LAP TIME : 2:15.508 BEST LAP TIME : 2:16.132 DIFFERENCE : 0.624

LAP	SECTOR 1		SECTOR 2		SECTOR 3		LAP TIME		MPH	DIFF	TIME OF DAY
1 -		96.4	50.169	108.5	46.580	109.6	2:32.684		70.00	16.552	15:13:04.381
2 -	44.278	84.3	49.948	107.5	46.164	110.9	2:20.390		76.13	4.258	15:15:24.771
3 -	43.697	97.5	48.714	108.5	45.667	110.9	2:18.078		77.40	1.946	15:17:42.849
4 -	42.804	***100.3***	***47.994***	***112.9***	45.430	111.2	2:16.228	**(2)**	78.45	0.096	15:19:59.077
5 -	43.369	98.6	48.683	112.4	45.456	111.1	2:17.508		77.72	1.376	15:22:16.585
6 -	43.086	98.2	48.056	111.8	***44.990***	110.1	***2:16.132***	**(1)**	***78.51***		***15:24:32.717***
7 -	44.498	98.3	48.122	109.6	45.067	***112.5***	2:17.687		77.62	1.555	15:26:50.404
8 -	42.673	98.9	48.937	112.7	45.159	111.2	2:16.769	**(3)**	78.14	0.637	15:29:07.173
9 -	***42.524***	97.2	49.203	111.4	45.056	112.2	2:16.783		78.13	0.651	15:31:23.956

P23 29 A John CONWAY — Royale RP27

IDEAL LAP TIME : 2:14.037 BEST LAP TIME : 2:15.263 DIFFERENCE : 1.226

LAP	SECTOR 1		SECTOR 2		SECTOR 3		LAP TIME		MPH	DIFF	TIME OF DAY
1 -		89.4	49.849	109.6	47.367	104.0	2:34.089		69.36	18.826	15:13:05.786
2 -	43.605	91.0	51.083	102.4	45.668	104.2	2:20.356		76.14	5.093	15:15:26.142
3 -	43.780	95.0	48.359	107.7	45.959	***105.6***	2:18.098		77.39	2.835	15:17:44.240
4 -	42.427	87.0	48.196	***110.0***	45.613	103.2	2:16.236	**(2)**	78.45	0.973	15:20:00.476
5 -	42.277	96.1	48.984	108.4	45.820	104.0	2:17.081		77.96	1.818	15:22:17.557
6 -	42.452	***97.2***	48.377	107.3	45.988	103.2	2:16.817	**(3)**	78.11	1.554	15:24:34.374
7 -	42.419	95.8	***48.040***	106.5	44.804	105.5	***2:15.263***	**(1)**	***79.01***		***15:26:49.637***
8 -	***41.550***	96.1	51.016	105.1	46.075	104.0	2:18.641		77.09	3.378	15:29:08.278
9 -	41.872	96.9	54.457	105.3	***44.447***	105.5	2:20.776		75.92	5.513	15:31:29.054

P24 12 A Drew CAMERON — Royale RP27

IDEAL LAP TIME : 2:00.287 BEST LAP TIME : 2:00.456 DIFFERENCE : 0.169

LAP	SECTOR 1		SECTOR 2		SECTOR 3		LAP TIME		MPH	DIFF	TIME OF DAY
1 -		107.8	44.298	119.6	40.254	117.5	2:09.371		82.61	8.915	15:12:41.068
2 -	38.123	107.7	43.672	118.3	40.031	117.9	2:01.826		87.73	1.370	15:14:42.894
3 -	38.280	106.5	43.300	118.3	***39.740***	118.7	2:01.320		88.09	0.864	15:16:44.214
4 -	37.815	108.0	42.882	***120.0***	39.971	***119.1***	2:00.668	**(3)**	88.57	0.212	15:18:44.882
5 -	***37.751***	***109.4***	42.992	***120.0***	39.974	***119.1***	2:00.717		88.53	0.261	15:20:45.599
6 -	37.753	108.4	***42.796***	***120.0***	39.907	118.7	***2:00.456***	**(1)**	***88.73***		***15:22:46.055***
7 -	37.817	107.3	42.994	118.9	39.753	118.7	2:00.564	**(2)**	88.65	0.108	15:24:46.619

P25 21 B Neil BOWMAN — Van Diemen RF78

IDEAL LAP TIME : 2:15.800 BEST LAP TIME : 2:15.800 DIFFERENCE : 0.000

LAP	SECTOR 1		SECTOR 2		SECTOR 3		LAP TIME		MPH	DIFF	TIME OF DAY
1 -		90.3	49.835	108.9	47.095	109.2	2:33.441		69.65	17.641	15:13:05.138
2 -	43.931	85.5	49.775	107.2	46.327	111.1	2:20.033	**(3)**	76.32	4.233	15:15:25.171
3 -	44.169	***96.5***	48.209	108.0	46.024	110.7	2:18.402	**(2)**	77.22	2.602	15:17:43.573
4 -	***42.729***	91.3	***47.822***	***110.5***	***45.249***	***111.2***	***2:15.800***	**(1)**	***78.70***		***15:19:59.373***

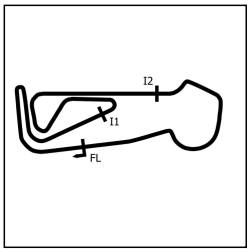

HSCC Historic Formula Ford 2000 Championship

RACE 3 - SECTOR ANALYSIS

SECTOR 1 = FL to I1, SECTOR 2 = I1 to I2, SECTOR 3 = I2 to FL, DIFF = Difference To Personal Best Lap, P = Crossed Finish Line in Pit Lane, D = Time Disallowed

P26 15 A Anthony THOMPSON Reynard SF79

IDEAL LAP TIME : 2:07.349 BEST LAP TIME : 2:09.688 DIFFERENCE : 2.339

LAP	SECTOR 1		SECTOR 2		SECTOR 3		LAP TIME	MPH	DIFF	TIME OF DAY
1 -		103.4	46.910	***115.7***	42.773	109.8	2:20.545 **(2)**	76.04	10.857	15:12:52.242
2 -	41.671	103.4	***46.046***	112.7	***41.971***	***112.4***	***2:09.688*** **(1)**	***82.41***		***15:15:01.930***

P27 7 A Brian MORRIS Reynard SF79

IDEAL LAP TIME : BEST LAP TIME : 2:15.219 DIFFERENCE :

LAP	SECTOR 1		SECTOR 2		SECTOR 3		LAP TIME	MPH	DIFF	TIME OF DAY
1 -		***101.9***	***45.466***	***115.7***	***42.403***	***112.5***	***2:15.219*** **(1)**	***79.04***		***15:12:46.916***

P28 63 A Ollie ROBERTS Reynard SF79

IDEAL LAP TIME : 2:27.532 BEST LAP TIME : 2:19.424 DIFFERENCE : -8.107

LAP	SECTOR 1		SECTOR 2		SECTOR 3		LAP TIME	MPH	DIFF	TIME OF DAY
1 -		***102.9***	***45.553***	***113.1***	***45.805***	***104.5***	***2:19.424*** **(1)**	***76.65***		***15:12:51.121***

HSCC Historic Formula Ford 2000 Championship

RACE 3 - BEST SECTORS

	SECTOR 1			SECTOR 2			SECTOR 3			IDEAL / BEST COMPARISON					
POS	NO	NAME	TIME	NO	NAME	TIME	NO	NAME	TIME	POS	NO	NAME	IDEAL	BEST	DIFF
												PERFECT LAP	1:58.396		
1	2	SIMMS	36.947	8	FENNYMORE	42.650	90	GLASSWELL	38.799	1	8	FENNYMORE	1:58.590	1:58.663	0.073
2	8	FENNYMORE	37.074	2	SIMMS	42.793	2	SIMMS	38.856	2	2	SIMMS	1:58.596	1:58.700	0.104
3	90	GLASSWELL	37.345	12	CAMERON	42.796	8	FENNYMORE	38.866	3	90	GLASSWELL	1:59.092	1:59.622	0.530
4	48	JACKSON	37.566	90	GLASSWELL	42.948	48	JACKSON	39.156	4	48	JACKSON	2:00.142	2:00.290	0.148
5	58	ROBERTSON	37.567	35	RIDGWAY	43.144	37	BANKHURST	39.543	5	12	CAMERON	2:00.287	2:00.456	0.169
6	37	BANKHURST	37.589	18	GLASSWELL	43.253	58	ROBERTSON	39.579	6	58	ROBERTSON	2:00.435	2:00.578	0.143
7	72	STORER	37.692	58	ROBERTSON	43.289	18	GLASSWELL	39.682	7	37	BANKHURST	2:00.683	2:01.090	0.407
8	12	CAMERON	37.751	48	JACKSON	43.420	12	CAMERON	39.740	8	35	RIDGWAY	2:00.777	2:01.009	0.232
9	35	RIDGWAY	37.825	37	BANKHURST	43.551	35	RIDGWAY	39.808	9	18	GLASSWELL	2:00.797	2:00.807	0.010
10	18	GLASSWELL	37.862	72	STORER	43.813	55	FINCH	39.938	10	72	STORER	2:01.520	2:01.732	0.212
11	97	COOPER	38.419	55	FINCH	43.846	72	STORER	40.015	11	55	FINCH	2:02.321	2:02.652	0.331
12	66	LANGRIDGE	38.427	66	LANGRIDGE	44.117	97	COOPER	40.065	12	97	COOPER	2:02.602	2:02.649	0.047
13	55	FINCH	38.537	97	COOPER	44.118	66	LANGRIDGE	40.180	13	66	LANGRIDGE	2:02.724	2:02.937	0.213
14	69	REYNARD	38.702	69	REYNARD	44.394	28	COLLINS	40.962	14	28	COLLINS	2:04.410	2:04.492	0.082
15	75	WRIGHT	38.758	28	COLLINS	44.460	59	BRADEN	41.362	15	69	REYNARD	2:04.525	2:04.931	0.406
16	28	COLLINS	38.988	59	BRADEN	44.841	69	REYNARD	41.429	16	59	BRADEN	2:05.471	2:05.561	0.090
17	59	BRADEN	39.268	75	WRIGHT	44.853	75	WRIGHT	41.867	17	75	WRIGHT	2:05.478	2:05.976	0.498
18	15	THOMPSON	39.332	7	MORRIS	45.466	15	THOMPSON	41.971	18	15	THOMPSON	2:07.349	2:09.688	2.339
19	16	MOORE	39.788	63	ROBERTS	45.553	26	ROSE	42.199	19	26	ROSE	2:08.199	2:08.690	0.491
20	26	ROSE	40.220	99	O'NION	45.605	7	MORRIS	42.403	20	16	MOORE	2:08.273	2:08.367	0.094
21	99	O'NION	40.389	26	ROSE	45.780	16	MOORE	42.704	21	99	O'NION	2:08.773	2:09.037	0.264
22	79	LANGRIDGE	41.395	16	MOORE	45.781	99	O'NION	42.779	22	49	WILKINSON	2:13.054	2:13.826	0.772
23	29	CONWAY	41.550	15	THOMPSON	46.046	49	WILKINSON	43.934	23	79	LANGRIDGE	2:13.083	2:13.639	0.556
24	49	WILKINSON	41.968	49	WILKINSON	47.152	79	LANGRIDGE	44.421	24	29	CONWAY	2:14.037	2:15.263	1.226
25	17	DAVIES	42.524	79	LANGRIDGE	47.267	29	CONWAY	44.447	25	17	DAVIES	2:15.508	2:16.132	0.624
26	21	BOWMAN	42.729	21	BOWMAN	47.822	17	DAVIES	44.990	26	21	BOWMAN	2:15.800	2:15.800	0.000
27	63	ROBERTS	56.174	17	DAVIES	47.994	21	BOWMAN	45.249	27	63	ROBERTS		2:19.424	
28				29	CONWAY	48.040	63	ROBERTS	45.805	28	7	MORRIS		2:15.219	
29				88	RIDGWAY	1:06.108									

Weather / Track : Bright / Dry

Snetterton 300: 2.9689 miles
Date: 23/04/2022 Start: 15:10 Finish: 15:30

Results can be found at www.tsl-timing.com

Printed - 15:34 Saturday, 23 April 2022

HSCC Historic Formula Ford 2000 Championship

RACE 3 - BEST SPEEDS

	INTERMEDIATE 1			INTERMEDIATE 2			FINISH LINE		
POS	NO	NAME	MPH	NO	NAME	MPH	NO	NAME	MPH
1	**12**	CAMERON	**109.4**	**69**	REYNARD	**121.5**	**12**	CAMERON	**119.1**
2	**8**	FENNYMORE	**109.2**	**8**	FENNYMORE	**120.0**	**90**	GLASSWELL	**118.1**
3	**69**	REYNARD	**108.9**	**12**	CAMERON	**120.0**	**58**	ROBERTSON	**118.1**
4	**90**	GLASSWELL	**108.7**	**48**	JACKSON	**119.6**	**69**	REYNARD	**118.1**
5	**18**	GLASSWELL	**108.7**	**90**	GLASSWELL	**118.7**	**75**	WRIGHT	**117.9**
6	**2**	SIMMS	**108.5**	**97**	COOPER	**118.7**	**72**	STORER	**117.5**
7	**48**	JACKSON	**108.5**	**18**	GLASSWELL	**118.3**	**8**	FENNYMORE	**117.5**
8	**72**	STORER	**108.2**	**72**	STORER	**118.3**	**18**	GLASSWELL	**117.1**
9	**58**	ROBERTSON	**107.8**	**58**	ROBERTSON	**118.1**	**97**	COOPER	**116.9**
10	**97**	COOPER	**107.5**	**35**	RIDGWAY	**117.7**	**2**	SIMMS	**116.7**
11	**75**	WRIGHT	**107.5**	**75**	WRIGHT	**117.7**	**48**	JACKSON	**116.7**
12	**35**	RIDGWAY	**106.8**	**2**	SIMMS	**117.1**	**28**	COLLINS	**116.7**
13	**37**	BANKHURST	**106.6**	**55**	FINCH	**117.1**	**35**	RIDGWAY	**115.7**
14	**55**	FINCH	**105.6**	**37**	BANKHURST	**116.3**	**37**	BANKHURST	**115.7**
15	**28**	COLLINS	**105.6**	**66**	LANGRIDGE	**116.1**	**59**	BRADEN	**115.3**
16	**16**	MOORE	**105.6**	**99**	O'NION	**115.9**	**55**	FINCH	**115.1**
17	**26**	ROSE	**105.3**	**16**	MOORE	**115.7**	**66**	LANGRIDGE	**114.9**
18	**66**	LANGRIDGE	**105.1**	**15**	THOMPSON	**115.7**	**16**	MOORE	**113.7**
19	**59**	BRADEN	**105.0**	**7**	MORRIS	**115.7**	**26**	ROSE	**113.3**
20	**15**	THOMPSON	**104.5**	**28**	COLLINS	**115.5**	**49**	WILKINSON	**112.9**
21	**99**	O'NION	**103.8**	**59**	BRADEN	**115.3**	**99**	O'NION	**112.7**
22	**63**	ROBERTS	**102.9**	**79**	LANGRIDGE	**114.9**	**79**	LANGRIDGE	**112.5**
23	**79**	LANGRIDGE	**102.4**	**26**	ROSE	**114.3**	**17**	DAVIES	**112.5**
24	**7**	MORRIS	**101.9**	**63**	ROBERTS	**113.1**	**7**	MORRIS	**112.5**
25	**49**	WILKINSON	**101.5**	**17**	DAVIES	**112.9**	**15**	THOMPSON	**112.4**
26	**88**	RIDGWAY	**101.2**	**49**	WILKINSON	**112.0**	**21**	BOWMAN	**111.2**
27	**17**	DAVIES	**100.3**	**21**	BOWMAN	**110.5**	**29**	CONWAY	**105.6**
28	**29**	CONWAY	**97.2**	**29**	CONWAY	**110.0**	**63**	ROBERTS	**104.5**
29	**21**	BOWMAN	**96.5**	**88**	RIDGWAY	**81.1**			

Weather / Track : Bright / Dry

Snetterton 300: 2.9689 miles
Date: 23/04/2022 Start: 15:10 Finish: 15:30

Results can be found at www.tsl-timing.com

Printed - 15:33 Saturday, 23 April 2022

HSCC Historic Formula Ford 2000 Championship

RACE 3 - STATISTICS

Competitors Started	29
Planned Start	2022-04-23 @ 15:10:00.000
Actual Start	2022-04-23 @ 15:10:31.696
Finish Time	2022-04-23 @ 15:30:32.992
Track Length	2.9689mi.
Total Laps	241
Total Distance Covered	715.5076mi.

Session Fastest Lap History

NO	CL	NAME	LAP TIME	TIME OF DAY	LAP	VEHICLE
2	A	**Benn SIMMS**	**2:06.114**	15:12:37.819	1	Reynard SF77
2	A	**Benn SIMMS**	**2:00.118**	15:14:37.936	2	Reynard SF77
2	A	**Benn SIMMS**	**1:59.649**	15:16:37.585	3	Reynard SF77
2	A	**Benn SIMMS**	**1:59.604**	15:18:37.189	4	Reynard SF77
8	A	**Graham FENNYMORE**	**1:59.487**	15:18:37.874	4	Reynard SF81
2	A	**Benn SIMMS**	**1:58.700**	15:20:35.889	5	Reynard SF77
8	A	**Graham FENNYMORE**	**1:58.663**	15:20:36.537	5	Reynard SF81

Session Leader History

NO	CL	NAME	FROM LAP	LAPS LED	DISTANCE	VEHICLE
2	A	**Benn SIMMS**	1	10	29.68 miles	Reynard SF77

Flag History

TYPE	TIME OF DAY
GREEN	15:10:31.696
FINISH	15:30:32.992

Flag Statistics

TYPE	COUNT	TOTAL LAPS	TOTAL TIME
Green	1	10	22:12.866
Red	0	0	0.000
Safety Car	0	0	0.000
FCY	0	0	0.000

Weather / Track : Bright / Dry

Snetterton 300: 2.9689 miles
Date: 23/04/2022 Start: 15:10 Finish: 15:30

HSCC Historic Formula Ford 2000 Championship

RACE 3 - STATISTICS

CLASS : A

28 Starters

Fastest Lap History

NO	NAME	LAP TIME	TIME OF DAY	LAP	VEHICLE
2	**Benn SIMMS**	**2:06.114**	15:12:37.819	1	Reynard SF77
2	**Benn SIMMS**	**2:00.118**	15:14:37.936	2	Reynard SF77
2	**Benn SIMMS**	**1:59.649**	15:16:37.585	3	Reynard SF77
2	**Benn SIMMS**	**1:59.604**	15:18:37.189	4	Reynard SF77
8	**Graham FENNYMORE**	**1:59.487**	15:18:37.874	4	Reynard SF81
2	**Benn SIMMS**	**1:58.700**	15:20:35.889	5	Reynard SF77
8	**Graham FENNYMORE**	**1:58.663**	15:20:36.537	5	Reynard SF81

Leader History

NO	NAME	FROM LAP	LAPS LED	DISTANCE	VEHICLE
2	**Benn SIMMS**	1	10	29.68 miles	Reynard SF77

Weather / Track : Bright / Dry

Snetterton 300: 2.9689 miles
Date: 23/04/2022 Start: 15:10 Finish: 15:30

HSCC Historic Formula Ford 2000 Championship

RACE 3 - STATISTICS

CLASS : B

1 Starters

Fastest Lap History

NO	NAME	LAP TIME	TIME OF DAY	LAP	VEHICLE
21	**Neil BOWMAN**	**2:33.441**	15:13:05.172	1	Van Diemen RF78
21	**Neil BOWMAN**	**2:20.033**	15:15:25.205	2	Van Diemen RF78
21	**Neil BOWMAN**	**2:18.402**	15:17:43.608	3	Van Diemen RF78
21	**Neil BOWMAN**	**2:15.800**	15:19:59.406	4	Van Diemen RF78

Leader History

NO	NAME	FROM LAP	LAPS LED	DISTANCE	VEHICLE
21	**Neil BOWMAN**	1	4	11.87 miles	Van Diemen RF78

Weather / Track : Bright / Dry

Snetterton 300: 2.9689 miles
Date: 23/04/2022 Start: 15:10 Finish: 15:30

Sheet No:	Issue Time:

HSCC Historic Formula Ford 2000 Championship

RACE 15 - GRID (20 minutes)

ROW 15	29	88	Jennifer RIDGWAY	
	28	63	Ollie ROBERTS	
ROW 14	27	7	Brian MORRIS	
	26	15	Anthony THOMPSON	
ROW 13	25	21	Neil BOWMAN	
	24	12	Drew CAMERON	
ROW 12	23	29	John CONWAY	
	22	17	Glyn DAVIES	
ROW 11	21	79	Andy LANGRIDGE	
	20	49	John WILKINSON	
ROW 10	19	99	Geoff O'NION	
	18	26	Jonathan ROSE	
ROW 9	17	16	John MOORE	
	16	28	Fraser COLLINS	
ROW 8	15	69	Adrian REYNARD	
	14	75	Colin WRIGHT	
ROW 7	13	59	Bernie BRADEN	
	12	97	Nathaniel COOPER	
ROW 6	11	55	Jon FINCH	
	10	66	Adrian LANGRIDGE	
ROW 5	9	8	Graham FENNYMORE	
	8	72	Andrew STORER	
ROW 4	7	37	Lee BANKHURST	
	6	58	Greg ROBERTSON	
ROW 3	5	18	Stephen GLASSWELL	
	4	35	Graham RIDGWAY	
ROW 2	3	90	Ben GLASSWELL	
	2	48	Cam JACKSON	
ROW 1	1	2	Benn SIMMS	
			Pole	

Snetterton 300: 2.9689 miles

These results are provisional until the conclusion of any judicial and technical matters.

Clerk Of Course : Julian Floyd	Stewards :	Timekeeper : Nick Palmer

Sheet No:	Issue Time:

HSCC Historic Formula Ford 2000 Championship

RACE 15 - CLASSIFICATION

POS	NO	CL	PIC	NAME	ENTRY	LAPS	TIME	GAP	DIFF	MPH	BEST	ON
1	**2**	A	1	Benn SIMMS	Reynard SF77	**10**	19:59.622			89.09	**1:58.312**	8
2	**8**	A	2	Graham FENNYMORE	Reynard SF81	**10**	20:20.396	**20.774**	20.774	87.57	**2:00.182**	5
3	**58**	A	3	Greg ROBERTSON	Reynard SF79	**10**	20:30.520	**30.898**	10.124	86.85	**2:00.976**	10
4	**37**	A	4	Lee BANKHURST	Royale RP30	**10**	20:33.656	**34.034**	3.136	86.63	**2:01.668**	10
5	**35**	A	5	Graham RIDGWAY	Royale RP27	**10**	20:33.955	**34.333**	0.299	86.61	**2:01.413**	10
6	**72**	A	6	Andrew STORER	Reynard SF79	**10**	20:35.950	**36.328**	1.995	86.47	**2:01.100**	10
7	**66**	A	7	Adrian LANGRIDGE	Reynard SF78	**10**	20:42.573	**42.951**	6.623	86.01	**2:02.573**	9
8	**97**	A	8	Nathaniel COOPER	Royale RP27	**10**	20:45.185	**45.563**	2.612	85.83	**2:02.346**	10
9	**69**	A	9	Adrian REYNARD	Reynard SF79	**10**	20:46.986	**47.364**	1.801	85.71	**2:01.730**	8
10	**55**	A	10	Jon FINCH	Reynard SF79	**10**	21:04.795	**1:05.173**	17.809	84.50	**2:04.658**	5
11	**63**	A	11	Ollie ROBERTS	Reynard SF79	**10**	21:05.215	**1:05.593**	0.420	84.47	**2:04.098**	9
12	**7**	A	12	Brian MORRIS	Reynard SF79	**10**	21:11.114	**1:11.492**	5.899	84.08	**2:03.562**	7
13	**75**	A	13	Colin WRIGHT	Reynard SF79	**10**	21:15.510	**1:15.888**	4.396	83.79	**2:05.299**	6
14	**59**	A	14	Bernie BRADEN	Reynard SF79	**10**	21:19.630	**1:20.008**	4.120	83.52	**2:05.449**	7
15	**88**	A	15	Jennifer RIDGWAY	Reynard SF78	**10**	21:29.787	**1:30.165**	10.157	82.86	**2:05.128**	10
16	**16**	A	16	John MOORE	Delta T80	**10**	21:36.696	**1:37.074**	6.909	82.42	**2:07.008**	10
17	**28**	A	17	Fraser COLLINS	Royale RP30	**10**	21:36.842	**1:37.220**	0.146	82.41	**2:06.926**	10
18	**26**	A	18	Jonathan ROSE	Reynard SF79	**10**	21:37.604	**1:37.982**	0.762	82.36	**2:06.945**	10
19	**15**	A	19	Anthony THOMPSON	Reynard SF79	**10**	21:59.804	**2:00.182**	22.200	80.98	**2:06.619**	6
20	**99**	A	20	Geoff O'NION	Reynard SF77	**10**	22:00.369	**2:00.747**	0.565	80.94	**2:09.242**	8
21	**49**	A	21	John WILKINSON	Reynard SF79	**9**	20:01.118	**1 Lap**	1 Lap	80.08	**2:11.218**	7
22	**79**	A	22	Andy LANGRIDGE	Reynard SF78	**9**	20:02.311	**1 Lap**	1.193	80.00	**2:10.067**	6
23	**21**	B	1	Neil BOWMAN	Van Diemen RF78	**9**	20:13.984	**1 Lap**	11.673	79.23	**2:10.393**	9
24	**29**	A	23	John CONWAY	Royale RP27	**9**	21:31.954	**1 Lap**	1:17.970	74.45	**2:15.020**	9
					NOT CLASSIFIED							
DNF	**90**	A		Ben GLASSWELL	Reynard SF77	**7**	14:08.496	**3 Laps**	2 Laps	88.17	**1:59.420**	6
DNF	**18**	A		Stephen GLASSWELL	Reynard SF79	**4**	8:18.418	**6 Laps**	3 Laps	85.77	**2:01.971**	4
DNF	**48**	A		Cam JACKSON	Delta T80	**0**						
DNF	**12**	A		Drew CAMERON	Royale RP27	**0**						
					NOT STARTED							
NS	**17**	A		Glyn DAVIES	Reynard SF79							

FASTEST LAP

2	A	Benn SIMMS	Reynard SF77	**8**	1:58.312	90.33 mph	145.38 kph
21	B	Neil BOWMAN	Van Diemen RF78	**9**	2:10.393	81.96 mph	131.91 kph

Race Distance: 10 Laps / 29.68 miles
Snetterton 300: 2.9689 miles
Date: 24/04/2022 Start: 14:06 Finish: 14:26

Weather / Track : Sunny / Dry
These results are provisional until the conclusion of any judicial and technical matters.

Clerk Of Course : Julian Floyd	Stewards :	Timekeeper : Nick Palmer

Results can be found at www.tsl-timing.com

Printed - 14:28 Sunday, 24 April 2022

HSCC Historic Formula Ford 2000 Championship

RACE 15 - LAP CHART

LAP 1		@ 14:08:23.268	LAP 2		@ 14:10:23.035	LAP 3		@ 14:12:23.238	LAP 4		@ 14:14:23.293	LAP 5		@ 14:16:22.959
NO	BEHIND	LAP TIME	NO	BEHIND	LAP TIME	NO	BEHIND	LAP TIME	NO	BEHIND	LAP TIME	NO	BEHIND	LAP TIME
2		2:05.064	**2**		1:59.767	**2**		2:00.203	**2**		2:00.055	**2**		1:59.666
90	2.443	2:07.507	**90**	3.135	2:00.459	**90**	4.397	2:01.465	**90**	4.470	2:00.128	**29**	1 Lap	2:17.515
35	4.523	2:09.587	**8**	7.647	2:02.434	**8**	9.935	2:02.491	**8**	10.375	2:00.495	**90**	4.891	2:00.087
8	4.980	2:10.044	**35**	8.421	2:03.665	**18**	11.413	2:02.780	**18**	13.329	2:01.971	**8**	10.891	2:00.182
18	5.916	2:10.980	**18**	8.836	2:02.687	**35**	12.272	2:04.054	**35**	14.900	2:02.683	**58**	18.453	2:03.202
58	6.765	2:11.829	**58**	9.421	2:02.423	**58**	12.646	2:03.428	**58**	14.917	2:02.326	**35**	18.996	2:03.762
37	7.224	2:12.288	**37**	10.240	2:02.783	**37**	12.962	2:02.925	**37**	15.473	2:02.566	**37**	19.192	2:03.385
72	8.924	2:13.988	**72**	13.083	2:03.926	**72**	15.922	2:03.042	**72**	18.877	2:03.010	**72**	21.382	2:02.171
66	9.506	2:14.570	**66**	13.894	2:04.155	**66**	16.770	2:03.079	**66**	19.576	2:02.861	**66**	22.770	2:02.860
55	10.879	2:15.943	**97**	16.073	2:04.486	**97**	19.747	2:03.877	**97**	22.486	2:02.794	**97**	25.713	2:02.893
97	11.354	2:16.418	**55**	16.864	2:05.752	**55**	21.398	2:04.737	**69**	25.759	2:03.430	**69**	29.044	2:02.951
75	12.682	2:17.746	**69**	18.428	2:05.005	**69**	22.384	2:04.159	**55**	26.576	2:05.233	**55**	31.568	2:04.658
69	13.190	2:18.254	**75**	19.805	2:06.890	**75**	25.196	2:05.594	**75**	31.038	2:05.897	**75**	37.199	2:05.827
59	14.206	2:19.270	**59**	22.573	2:08.134	**59**	29.076	2:06.706	**63**	33.701	2:04.253	**63**	38.149	2:04.114
26	14.958	2:20.022	**63**	24.155	2:07.356	**63**	29.503	2:05.551	**59**	35.739	2:06.718	**7**	43.775	2:05.614
16	16.321	2:21.385	**26**	24.669	2:09.478	**7**	32.877	2:08.212	**7**	37.827	2:05.005	**59**	44.349	2:08.276
63	16.566	2:21.630	**7**	24.868	2:07.647	**26**	34.819	2:10.353	**16**	43.998	2:08.700	**16**	52.872	2:08.540
7	16.988	2:22.052	**16**	26.845	2:10.291	**16**	35.353	2:08.711	**28**	44.156	2:08.573	**28**	53.053	2:08.563
15	17.162	2:22.226	**28**	27.206	2:09.154	**28**	35.638	2:08.635	**26**	45.770	2:11.006	**26**	54.056	2:07.952
28	17.819	2:22.883	**99**	31.985	2:12.259	**88**	39.485	2:07.645	**88**	46.566	2:07.136	**88**	55.014	2:08.114
49	19.060	2:24.124	**88**	32.043	2:11.714	**99**	41.662	2:09.880	**99**	51.665	2:10.058	**99**	1:03.989	2:11.990
99	19.493	2:24.557	**49**	33.544	2:14.251	**49**	45.231	2:11.890	**49**	57.545	2:12.369	**49**	1:09.736	2:11.857
88	20.096	2:25.160	**21**	36.075	2:13.850	**79**	49.021	2:11.934	**79**	1:00.626	2:11.660	**15**	1:12.967	2:10.233
21	21.992	2:27.056	**79**	37.290	2:13.691	**21**	49.470	2:13.598	**21**	1:01.137	2:11.722	**79**	1:13.271	2:12.311
79	23.366	2:28.430	**15**	41.478	2:24.083	**15**	51.427	2:10.152	**15**	1:02.400	2:11.028	**21**	1:13.901	2:12.430
29	52.223	2:57.287	**29**	1:25.507	2:33.051	**29**	1:42.714	2:17.410						

Weather / Track : Sunny / Dry

Snetterton 300: 2.9689 miles
Date: 24/04/2022 Start: 14:06 Finish: 14:26

HSCC Historic Formula Ford 2000 Championship

RACE 15 - LAP CHART

LAP 6		@ 14:18:22.084
NO	BEHIND	LAP TIME
2		1:59.125
90	5.186	1:59.420
8	13.198	2:01.432
29	1 Lap	2:16.780
58	20.837	2:01.509
37	21.995	2:01.928
35	22.775	2:02.904
72	24.823	2:02.566
66	27.087	2:03.442
97	29.286	2:02.698
69	32.810	2:02.891
55	37.912	2:05.469
75	43.373	2:05.299
63	43.726	2:04.702
7	49.091	2:04.441
59	51.371	2:06.147
16	1:02.329	2:08.582
28	1:02.668	2:08.740
88	1:02.863	2:06.974
26	1:03.030	2:08.099
99	1:16.906	2:12.042
15	1:20.461	2:06.619
49	1:22.543	2:11.932
79	1:24.213	2:10.067
21	1:33.972	2:19.196

LAP 7		@ 14:20:20.594
NO	BEHIND	LAP TIME
2		1:58.510
90	6.106	1:59.430
8	15.200	2:00.512
58	24.021	2:01.694
37	25.730	2:02.245
35	25.945	2:01.680
72	28.787	2:02.474
66	31.843	2:03.266
97	35.368	2:04.592
69	37.608	2:03.308
29	1 Lap	2:20.144
55	45.581	2:06.179
63	49.560	2:04.344
75	51.358	2:06.495
7	54.143	2:03.562
59	58.310	2:05.449
88	1:11.426	2:07.073
16	1:12.134	2:08.315
28	1:12.275	2:08.117
26	1:12.932	2:08.412
99	1:29.615	2:11.219
15	1:30.296	2:08.345
49	1:35.251	2:11.218
79	1:36.421	2:10.718
21	1:48.132	2:12.670

LAP 8		@ 14:22:18.906
NO	BEHIND	LAP TIME
2		1:58.312
8	17.241	2:00.353
58	27.180	2:01.471
37	29.400	2:01.982
35	30.333	2:02.700
72	31.950	2:01.475
66	36.337	2:02.806
97	39.688	2:02.632
69	41.026	2:01.730
55	53.215	2:05.946
63	56.277	2:05.029
29	1 Lap	2:15.231
75	58.744	2:05.698
7	59.728	2:03.897
59	1:05.558	2:05.560
88	1:18.515	2:05.401
16	1:21.209	2:07.387
28	1:21.389	2:07.426
26	1:21.984	2:07.364
99	1:40.545	2:09.242
15	1:40.671	2:08.687
49	1:48.385	2:11.446
79	1:49.316	2:11.207

LAP 9		@ 14:24:18.437
NO	BEHIND	LAP TIME
2		1:59.531
21	1 Lap	2:13.069
8	18.687	2:00.977
58	29.311	2:01.662
37	31.755	2:01.886
35	32.309	2:01.507
72	34.617	2:02.198
66	39.379	2:02.573
97	42.606	2:02.449
69	44.595	2:03.100
55	59.400	2:05.716
63	1:00.844	2:04.098
7	1:05.218	2:05.021
75	1:08.116	2:08.903
59	1:13.317	2:07.290
29	1 Lap	2:19.516
88	1:24.426	2:05.442
16	1:29.455	2:07.777
28	1:29.683	2:07.825
26	1:30.426	2:07.973
99	1:50.323	2:09.309
15	1:50.566	2:09.426

LAP 10		@ 14:26:17.826
NO	BEHIND	LAP TIME
2		1:59.389
49	1 Lap	2:12.031
79	1 Lap	2:12.293
21	1 Lap	2:10.393
8	20.774	2:01.476
58	30.898	2:00.976
37	34.034	2:01.668
35	34.333	2:01.413
72	36.328	2:01.100
66	42.951	2:02.961
97	45.563	2:02.346
69	47.364	2:02.158
55	1:05.173	2:05.162
63	1:05.593	2:04.138
7	1:11.492	2:05.663
75	1:15.888	2:07.161
59	1:20.008	2:06.080
88	1:30.165	2:05.128
29	1 Lap	2:15.020
16	1:37.074	2:07.008
28	1:37.220	2:06.926
26	1:37.982	2:06.945
15	2:00.182	2:09.005
99	2:00.747	2:09.813

Weather / Track : Sunny / Dry

Snetterton 300: 2.9689 miles
Date: 24/04/2022 Start: 14:06 Finish: 14:26

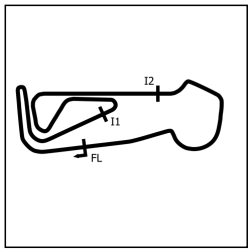

HSCC Historic Formula Ford 2000 Championship

RACE 15 - SECTOR ANALYSIS

SECTOR 1 = FL to I1, SECTOR 2 = I1 to I2, SECTOR 3 = I2 to FL, DIFF = Difference To Personal Best Lap, P = Crossed Finish Line in Pit Lane, D = Time Disallowed

P1 2 A Benn SIMMS — Reynard SF77

IDEAL LAP TIME : 1:58.274 BEST LAP TIME : 1:58.312 DIFFERENCE : 0.038

LAP	SECTOR 1		SECTOR 2		SECTOR 3		LAP TIME		MPH	DIFF	TIME OF DAY
1 -		107.5	43.463	117.9	39.150	114.9	2:05.064		85.46	6.752	14:08:23.268
2 -	37.318	106.8	42.996	118.1	39.453	114.5	1:59.767		89.24	1.455	14:10:23.035
3 -	37.647	107.2	43.309	118.5	39.247	114.9	2:00.203		88.91	1.891	14:12:23.238
4 -	37.622	107.0	43.335	118.3	39.098	114.7	2:00.055		89.02	1.743	14:14:23.293
5 -	37.159	108.7	42.543	***119.6***	39.964	112.7	1:59.666		89.31	1.354	14:16:22.959
6 -	37.244	108.0	42.884	119.4	38.997	114.5	1:59.125	**(3)**	89.72	0.813	14:18:22.084
7 -	37.072	108.5	42.688	119.4	***38.750***	115.1	1:58.510	**(2)**	90.18	0.198	14:20:20.594
8 -	37.102	***108.9***	***42.453***	118.9	38.757	115.5	***1:58.312***	**(1)**	***90.33***		***14:22:18.906***
9 -	37.105	108.4	42.648	118.3	39.778	114.7	1:59.531		89.41	1.219	14:24:18.437
10 -	***37.071***	108.4	42.560	118.5	39.758	***115.9***	1:59.389		89.52	1.077	14:26:17.826

P2 8 A Graham FENNYMORE — Reynard SF81

IDEAL LAP TIME : 2:00.070 BEST LAP TIME : 2:00.182 DIFFERENCE : 0.112

LAP	SECTOR 1		SECTOR 2		SECTOR 3		LAP TIME		MPH	DIFF	TIME OF DAY
1 -		107.7	43.722	120.6	39.874	115.7	2:10.044		82.18	9.862	14:08:28.248
2 -	37.965	107.7	43.933	120.6	40.536	115.1	2:02.434		87.29	2.252	14:10:30.682
3 -	39.213	104.3	43.644	120.0	39.634	114.7	2:02.491		87.25	2.309	14:12:33.173
4 -	37.833	107.3	43.434	120.4	***39.228***	115.3	2:00.495	**(3)**	88.70	0.313	14:14:33.668
5 -	37.717	108.5	***43.160***	120.2	39.305	114.3	***2:00.182***	**(1)**	***88.93***		***14:16:33.850***
6 -	38.080	108.2	43.233	***121.3***	40.119	115.7	2:01.432		88.01	1.250	14:18:35.282
7 -	37.783	108.5	43.172	***121.3***	39.557	115.7	2:00.512		88.68	0.330	14:20:35.794
8 -	37.697	***108.9***	43.389	120.6	39.267	***116.3***	2:00.353	**(2)**	88.80	0.171	14:22:36.147
9 -	***37.682***	108.0	43.748	120.0	39.547	115.3	2:00.977		88.34	0.795	14:24:37.124
10 -	37.968	108.5	43.777	120.2	39.731	114.1	2:01.476		87.98	1.294	14:26:38.600

P3 58 A Greg ROBERTSON — Reynard SF79

IDEAL LAP TIME : 2:00.908 BEST LAP TIME : 2:00.976 DIFFERENCE : 0.068

LAP	SECTOR 1		SECTOR 2		SECTOR 3		LAP TIME		MPH	DIFF	TIME OF DAY
1 -		107.3	44.977	119.1	40.883	115.1	2:11.829		81.07	10.853	14:08:30.033
2 -	38.295	107.7	43.904	118.5	40.224	***115.7***	2:02.423		87.30	1.447	14:10:32.456
3 -	38.702	107.0	44.274	***120.6***	40.452	115.3	2:03.428		86.59	2.452	14:12:35.884
4 -	38.398	107.5	43.864	120.4	40.064	115.5	2:02.326		87.37	1.350	14:14:38.210
5 -	38.235	108.2	44.868	119.6	40.099	113.7	2:03.202		86.75	2.226	14:16:41.412
6 -	37.968	107.7	***43.371***	120.4	40.170	115.3	2:01.509	**(3)**	87.96	0.533	14:18:42.921
7 -	38.540	107.3	43.447	120.4	39.707	115.1	2:01.694		87.82	0.718	14:20:44.615
8 -	37.953	***108.4***	43.778	119.6	39.740	115.3	2:01.471	**(2)**	87.98	0.495	14:22:46.086
9 -	37.947	107.2	43.795	118.9	39.920	114.7	2:01.662		87.85	0.686	14:24:47.748
10 -	***37.859***	108.2	43.439	119.8	***39.678***	115.1	***2:00.976***	**(1)**	***88.34***		***14:26:48.724***

P4 37 A Lee BANKHURST — Royale RP30

IDEAL LAP TIME : 2:01.372 BEST LAP TIME : 2:01.668 DIFFERENCE : 0.296

LAP	SECTOR 1		SECTOR 2		SECTOR 3		LAP TIME		MPH	DIFF	TIME OF DAY
1 -		105.5	45.053	118.7	40.940	113.7	2:12.288		80.79	10.620	14:08:30.492
2 -	38.306	107.0	44.269	117.1	40.208	114.1	2:02.783		87.04	1.115	14:10:33.275
3 -	38.203	107.7	44.487	119.1	40.235	114.5	2:02.925		86.94	1.257	14:12:36.200
4 -	38.383	107.2	44.286	118.1	39.897	114.3	2:02.566		87.20	0.898	14:14:38.766
5 -	38.605	107.2	44.172	118.3	40.608	***114.9***	2:03.385		86.62	1.717	14:16:42.151
6 -	38.176	106.1	43.825	***119.4***	39.927	113.5	2:01.928	**(3)**	87.65	0.260	14:18:44.079
7 -	38.585	105.5	43.753	118.7	39.907	***114.9***	2:02.245		87.43	0.577	14:20:46.324
8 -	***38.099***	***107.8***	43.829	118.3	40.054	114.1	2:01.982		87.62	0.314	14:22:48.306
9 -	38.124	106.5	43.917	117.5	***39.845***	113.3	2:01.886	**(2)**	87.68	0.218	14:24:50.192
10 -	38.174	106.8	***43.428***	118.3	40.066	114.1	***2:01.668***	**(1)**	***87.84***		***14:26:51.860***

Weather / Track : Sunny / Dry

Snetterton 300: 2.9689 miles
Date: 24/04/2022 Start: 14:06 Finish: 14:26

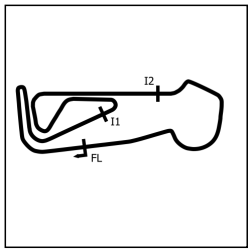

HSCC Historic Formula Ford 2000 Championship

RACE 15 - SECTOR ANALYSIS

SECTOR 1 = FL to I1, SECTOR 2 = I1 to I2, SECTOR 3 = I2 to FL, DIFF = Difference To Personal Best Lap, P = Crossed Finish Line in Pit Lane, D = Time Disallowed

P5 35 A Graham RIDGWAY — Royale RP27

IDEAL LAP TIME : 2:00.981 BEST LAP TIME : 2:01.413 DIFFERENCE : 0.432

LAP	SECTOR 1		SECTOR 2		SECTOR 3		LAP TIME		MPH	DIFF	TIME OF DAY
1 -		107.0	44.090	118.5	40.550	113.3	2:09.587		82.47	8.174	14:08:27.791
2 -	38.075	106.1	44.106	117.7	41.484	113.1	2:03.665		86.42	2.252	14:10:31.456
3 -	39.346	103.0	44.403	118.7	40.305	113.1	2:04.054		86.15	2.641	14:12:35.510
4 -	38.606	106.0	43.621	118.5	40.456	113.5	2:02.683		87.11	1.270	14:14:38.193
5 -	38.685	***107.8***	44.601	118.9	40.476	113.7	2:03.762		86.35	2.349	14:16:41.955
6 -	38.280	106.1	44.604	119.4	40.020	112.9	2:02.904		86.96	1.491	14:18:44.859
7 -	38.261	106.3	43.716	120.0	***39.703***	***115.5***	2:01.680	**(3)**	87.83	0.267	14:20:46.539
8 -	38.590	107.7	44.120	118.3	39.990	114.5	2:02.700		87.10	1.287	14:22:49.239
9 -	***38.033***	107.2	43.369	119.6	40.105	112.7	2:01.507	**(2)**	87.96	0.094	14:24:50.746
10 -	38.106	***107.8***	***43.245***	***120.6***	40.062	113.9	***2:01.413***	**(1)**	***88.03***		***14:26:52.159***

P6 72 A Andrew STORER — Reynard SF79

IDEAL LAP TIME : 2:00.956 BEST LAP TIME : 2:01.100 DIFFERENCE : 0.144

LAP	SECTOR 1		SECTOR 2		SECTOR 3		LAP TIME		MPH	DIFF	TIME OF DAY
1 -		107.0	45.114	118.9	41.932	114.7	2:13.988		79.76	12.888	14:08:32.192
2 -	38.702	107.0	44.657	118.1	40.567	115.1	2:03.926		86.24	2.826	14:10:36.118
3 -	38.262	108.2	44.316	119.4	40.464	115.5	2:03.042		86.86	1.942	14:12:39.160
4 -	38.632	107.8	44.267	117.7	40.111	115.1	2:03.010		86.88	1.910	14:14:42.170
5 -	38.205	108.2	43.984	***120.6***	39.982	116.1	2:02.171	**(3)**	87.48	1.071	14:16:44.341
6 -	38.429	108.5	43.873	120.4	40.264	115.7	2:02.566		87.20	1.466	14:18:46.907
7 -	38.069	***109.4***	44.361	120.4	40.044	115.7	2:02.474		87.26	1.374	14:20:49.381
8 -	***37.797***	108.7	43.644	120.0	40.034	***116.5***	2:01.475	**(2)**	87.98	0.375	14:22:50.856
9 -	38.119	107.7	43.689	118.9	40.390	114.3	2:02.198		87.46	1.098	14:24:53.054
10 -	37.941	108.4	***43.399***	120.0	***39.760***	110.9	***2:01.100***	**(1)**	***88.25***		***14:26:54.154***

P7 66 A Adrian LANGRIDGE — Reynard SF78

IDEAL LAP TIME : 2:02.354 BEST LAP TIME : 2:02.573 DIFFERENCE : 0.219

LAP	SECTOR 1		SECTOR 2		SECTOR 3		LAP TIME		MPH	DIFF	TIME OF DAY
1 -		105.0	45.122	116.7	41.763	112.5	2:14.570		79.42	11.997	14:08:32.774
2 -	39.306	105.1	44.468	116.3	40.381	112.9	2:04.155		86.08	1.582	14:10:36.929
3 -	38.692	105.5	44.239	117.1	40.148	112.9	2:03.079		86.83	0.506	14:12:40.008
4 -	38.823	105.1	***43.922***	117.5	40.116	***113.5***	2:02.861		86.99	0.288	14:14:42.869
5 -	38.646	106.1	43.945	117.7	40.269	112.7	2:02.860	**(3)**	86.99	0.287	14:16:45.729
6 -	39.029	105.0	44.091	***118.5***	40.322	112.7	2:03.442		86.58	0.869	14:18:49.171
7 -	***38.478***	106.1	44.223	118.1	40.565	113.3	2:03.266		86.70	0.693	14:20:52.437
8 -	38.681	***106.6***	44.045	117.7	40.080	***113.5***	2:02.806	**(2)**	87.03	0.233	14:22:55.243
9 -	38.590	105.6	44.029	116.9	***39.954***	112.5	***2:02.573***	**(1)**	***87.19***		***14:24:57.816***
10 -	38.711	105.3	44.032	117.9	40.218	112.9	2:02.961		86.92	0.388	14:27:00.777

P8 97 A Nathaniel COOPER — Royale RP27

IDEAL LAP TIME : 2:02.130 BEST LAP TIME : 2:02.346 DIFFERENCE : 0.216

LAP	SECTOR 1		SECTOR 2		SECTOR 3		LAP TIME		MPH	DIFF	TIME OF DAY
1 -		103.8	45.612	119.1	42.273	***114.1***	2:16.418		78.34	14.072	14:08:34.622
2 -	39.104	105.3	44.806	***119.8***	40.576	113.9	2:04.486		85.85	2.140	14:10:39.108
3 -	38.608	107.0	44.428	118.3	40.841	113.7	2:03.877		86.27	1.531	14:12:42.985
4 -	38.662	107.3	43.844	118.9	40.288	113.9	2:02.794		87.04	0.448	14:14:45.779
5 -	38.575	107.5	44.158	118.9	40.160	113.9	2:02.893		86.97	0.547	14:16:48.672
6 -	38.523	107.7	44.035	119.1	40.140	***114.1***	2:02.698		87.10	0.352	14:18:51.370
7 -	38.445	107.8	43.832	***119.8***	42.315	113.3	2:04.592		85.78	2.246	14:20:55.962
8 -	***38.272***	***108.2***	44.128	118.1	40.232	113.9	2:02.632	**(3)**	87.15	0.286	14:22:58.594
9 -	38.280	107.3	44.068	117.7	***40.101***	113.3	2:02.449	**(2)**	87.28	0.103	14:25:01.043
10 -	38.465	107.7	***43.757***	118.9	40.124	113.5	***2:02.346***	**(1)**	***87.35***		***14:27:03.389***

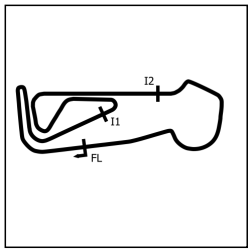

HSCC Historic Formula Ford 2000 Championship

RACE 15 - SECTOR ANALYSIS

SECTOR 1 = FL to I1, SECTOR 2 = I1 to I2, SECTOR 3 = I2 to FL, DIFF = Difference To Personal Best Lap, P = Crossed Finish Line in Pit Lane, D = Time Disallowed

P9 69 A Adrian REYNARD — Reynard SF79

IDEAL LAP TIME : 2:01.358 BEST LAP TIME : 2:01.730 DIFFERENCE : 0.372

LAP	SECTOR 1		SECTOR 2		SECTOR 3		LAP TIME	MPH	DIFF	TIME OF DAY
1 -		96.1	46.166	121.1	42.192	115.9	2:18.254	77.30	16.524	14:08:36.458
2 -	39.148	109.1	44.438	121.7	41.419	115.3	2:05.005	85.50	3.275	14:10:41.463
3 -	38.683	109.1	44.330	121.7	41.146	***116.7***	2:04.159	86.08	2.429	14:12:45.622
4 -	38.500	109.2	44.312	***122.2***	40.618	116.1	2:03.430	86.59	1.700	14:14:49.052
5 -	38.433	109.6	43.970	121.7	40.548	115.7	2:02.951	86.92	1.221	14:16:52.003
6 -	38.256	109.1	43.766	122.0	40.869	116.1	2:02.891 **(3)**	86.97	1.161	14:18:54.894
7 -	38.325	109.2	43.828	***122.2***	41.155	116.3	2:03.308	86.67	1.578	14:20:58.202
8 -	***37.791***	***110.3***	***43.493***	121.1	40.446	116.5	***2:01.730*** **(1)**	***87.80***		***14:22:59.932***
9 -	38.089	109.1	44.815	120.9	40.196	115.7	2:03.100	86.82	1.370	14:25:03.032
10 -	38.420	109.1	43.664	122.0	***40.074***	113.5	2:02.158 **(2)**	87.49	0.428	14:27:05.190

P10 55 A Jon FINCH — Reynard SF79

IDEAL LAP TIME : 2:04.114 BEST LAP TIME : 2:04.658 DIFFERENCE : 0.544

LAP	SECTOR 1		SECTOR 2		SECTOR 3		LAP TIME	MPH	DIFF	TIME OF DAY
1 -		104.3	45.122	118.1	42.476	112.7	2:15.943	78.62	11.285	14:08:34.147
2 -	39.343	105.5	44.986	117.7	41.423	113.3	2:05.752	84.99	1.094	14:10:39.899
3 -	39.226	105.1	44.944	117.7	***40.567***	***113.9***	2:04.737 **(2)**	85.68	0.079	14:12:44.636
4 -	38.982	105.5	44.730	***118.5***	41.521	113.5	2:05.233	85.34	0.575	14:14:49.869
5 -	***38.875***	***106.6***	***44.672***	***118.5***	41.111	113.1	***2:04.658*** **(1)**	***85.73***		***14:16:54.527***
6 -	39.205	106.0	44.720	***118.5***	41.544	113.3	2:05.469	85.18	0.811	14:18:59.996
7 -	39.550	104.2	45.081	***118.5***	41.548	112.7	2:06.179	84.70	1.521	14:21:06.175
8 -	39.374	105.1	44.949	117.9	41.623	112.9	2:05.946	84.86	1.288	14:23:12.121
9 -	39.589	103.8	45.283	116.7	40.844	113.3	2:05.716	85.01	1.058	14:25:17.837
10 -	39.253	105.3	44.969	118.3	40.940	112.5	2:05.162 **(3)**	85.39	0.504	14:27:22.999

P11 63 A Ollie ROBERTS — Reynard SF79

IDEAL LAP TIME : 2:03.585 BEST LAP TIME : 2:04.098 DIFFERENCE : 0.513

LAP	SECTOR 1		SECTOR 2		SECTOR 3		LAP TIME	MPH	DIFF	TIME OF DAY
1 -		104.6	46.313	116.1	43.565	112.0	2:21.630	75.46	17.532	14:08:39.834
2 -	39.947	104.0	44.928	115.9	42.481	111.2	2:07.356	83.92	3.258	14:10:47.190
3 -	39.808	104.2	44.650	116.7	41.093	111.6	2:05.551	85.12	1.453	14:12:52.741
4 -	39.402	104.0	44.426	116.5	40.425	***112.9***	2:04.253	86.01	0.155	14:14:56.994
5 -	***38.940***	104.5	***44.398***	117.5	40.776	111.6	2:04.114 **(2)**	86.11	0.016	14:17:01.108
6 -	39.221	104.8	44.466	***117.9***	41.015	112.0	2:04.702	85.70	0.604	14:19:05.810
7 -	39.163	***105.1***	44.934	116.9	***40.247***	112.0	2:04.344	85.95	0.246	14:21:10.154
8 -	39.314	104.8	44.544	115.9	41.171	111.8	2:05.029	85.48	0.931	14:23:15.183
9 -	39.169	104.2	44.472	116.5	40.457	112.7	***2:04.098*** **(1)**	***86.12***		***14:25:19.281***
10 -	39.206	105.0	44.450	116.7	40.482	***112.9***	2:04.138 **(3)**	86.09	0.040	14:27:23.419

P12 7 A Brian MORRIS — Reynard SF79

IDEAL LAP TIME : 2:03.473 BEST LAP TIME : 2:03.562 DIFFERENCE : 0.089

LAP	SECTOR 1		SECTOR 2		SECTOR 3		LAP TIME	MPH	DIFF	TIME OF DAY
1 -		102.9	47.346	115.3	42.371	112.7	2:22.052	75.24	18.490	14:08:40.256
2 -	40.107	106.1	45.048	116.7	42.492	112.9	2:07.647	83.73	4.085	14:10:47.903
3 -	41.001	103.4	45.936	116.3	41.275	112.2	2:08.212	83.36	4.650	14:12:56.115
4 -	39.330	104.8	44.720	116.9	40.955	112.7	2:05.005	85.50	1.443	14:15:01.120
5 -	39.075	***106.5***	44.558	117.5	41.981	111.6	2:05.614	85.08	2.052	14:17:06.734
6 -	39.113	105.6	44.527	117.7	40.801	112.2	2:04.441 **(3)**	85.88	0.879	14:19:11.175
7 -	38.942	105.8	***44.178***	118.3	***40.442***	113.1	***2:03.562*** **(1)**	***86.49***		***14:21:14.737***
8 -	***38.853***	106.1	44.480	116.1	40.564	***113.7***	2:03.897 **(2)**	86.26	0.335	14:23:18.634
9 -	38.951	105.6	45.129	***118.7***	40.941	112.7	2:05.021	85.49	1.459	14:25:23.655
10 -	39.406	105.0	44.768	117.3	41.489	99.7	2:05.663	85.05	2.101	14:27:29.318

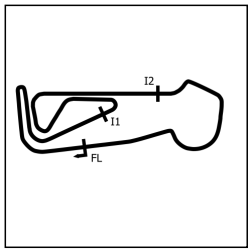

HSCC Historic Formula Ford 2000 Championship

RACE 15 - SECTOR ANALYSIS

SECTOR 1 = FL to I1, SECTOR 2 = I1 to I2, SECTOR 3 = I2 to FL, DIFF = Difference To Personal Best Lap, P = Crossed Finish Line in Pit Lane, D = Time Disallowed

P13 75 A Colin WRIGHT — Reynard SF79

IDEAL LAP TIME : 2:04.923 BEST LAP TIME : 2:05.299 DIFFERENCE : 0.376

LAP	SECTOR 1		SECTOR 2		SECTOR 3		LAP TIME	MPH	DIFF	TIME OF DAY
1 -		104.3	46.551	117.9	42.138	115.3	2:17.746	77.59	12.447	14:08:35.950
2 -	39.051	107.5	44.816	118.1	43.023	114.5	2:06.890	84.23	1.591	14:10:42.840
3 -	38.903	107.3	45.246	119.1	***41.445***	114.3	2:05.594 **(2)**	85.10	0.295	14:12:48.434
4 -	39.429	106.6	44.850	119.1	41.618	114.7	2:05.897	84.89	0.598	14:14:54.331
5 -	38.869	***108.0***	44.906	119.1	42.052	114.3	2:05.827	84.94	0.528	14:17:00.158
6 -	39.041	106.8	***44.678***	***119.8***	41.580	114.5	***2:05.299*** **(1)**	***85.30***		***14:19:05.457***
7 -	***38.800***	107.8	45.944	113.7	41.751	***115.5***	2:06.495	84.49	1.196	14:21:11.952
8 -	38.812	***108.0***	44.912	118.5	41.974	***115.5***	2:05.698 **(3)**	85.02	0.399	14:23:17.650
9 -	39.374	105.1	45.405	118.3	44.124	98.2	2:08.903	82.91	3.604	14:25:26.553
10 -	39.837	106.1	45.000	118.9	42.324	113.9	2:07.161	84.05	1.862	14:27:33.714

P14 59 A Bernie BRADEN — Reynard SF79

IDEAL LAP TIME : 2:05.167 BEST LAP TIME : 2:05.449 DIFFERENCE : 0.282

LAP	SECTOR 1		SECTOR 2		SECTOR 3		LAP TIME	MPH	DIFF	TIME OF DAY
1 -		104.3	46.450	117.3	43.338	112.2	2:19.270	76.74	13.821	14:08:37.474
2 -	40.199	103.4	45.676	115.3	42.259	111.8	2:08.134	83.41	2.685	14:10:45.608
3 -	39.845	104.8	45.099	116.3	41.762	112.5	2:06.706	84.35	1.257	14:12:52.314
4 -	39.775	101.0	45.343	***117.5***	41.600	112.9	2:06.718	84.34	1.269	14:14:59.032
5 -	39.659	105.0	45.495	116.7	43.122	112.4	2:08.276	83.32	2.827	14:17:07.308
6 -	39.420	105.6	45.230	116.9	41.497	112.7	2:06.147	84.72	0.698	14:19:13.455
7 -	39.610	105.6	***44.514***	117.3	41.325	***113.7***	***2:05.449*** **(1)**	***85.19***		***14:21:18.904***
8 -	***39.360***	***106.1***	44.907	115.9	***41.293***	112.9	2:05.560 **(2)**	85.12	0.111	14:23:24.464
9 -	39.627	104.3	44.932	115.7	42.731	112.7	2:07.290	83.96	1.841	14:25:31.754
10 -	39.638	104.8	44.972	117.1	41.470	112.5	2:06.080 **(3)**	84.77	0.631	14:27:37.834

P15 88 A Jennifer RIDGWAY — Reynard SF78

IDEAL LAP TIME : 2:04.225 BEST LAP TIME : 2:05.128 DIFFERENCE : 0.903

LAP	SECTOR 1		SECTOR 2		SECTOR 3		LAP TIME	MPH	DIFF	TIME OF DAY
1 -		95.4	48.105	115.3	43.269	110.7	2:25.160	73.62	20.032	14:08:43.364
2 -	41.847	104.0	46.781	113.5	43.086	***111.6***	2:11.714	81.14	6.586	14:10:55.078
3 -	39.584	99.1	46.212	114.5	41.849	110.5	2:07.645	83.73	2.517	14:13:02.723
4 -	39.583	103.7	45.651	116.3	41.902	111.2	2:07.136	84.06	2.008	14:15:09.859
5 -	39.836	106.1	45.731	116.9	42.547	110.3	2:08.114	83.42	2.986	14:17:17.973
6 -	39.147	***106.3***	45.264	117.7	42.563	***111.6***	2:06.974	84.17	1.846	14:19:24.947
7 -	39.715	106.1	45.286	***118.3***	42.072	111.2	2:07.073	84.10	1.945	14:21:32.020
8 -	39.055	101.3	45.199	115.1	41.147	110.9	2:05.401 **(2)**	85.23	0.273	14:23:37.421
9 -	39.200	95.1	45.225	114.5	***41.017***	111.1	2:05.442 **(3)**	85.20	0.314	14:25:42.863
10 -	***38.848***	104.8	***44.360***	116.3	41.920	110.5	***2:05.128*** **(1)**	***85.41***		***14:27:47.991***

P16 16 A John MOORE — Delta T80

IDEAL LAP TIME : 2:06.668 BEST LAP TIME : 2:07.008 DIFFERENCE : 0.340

LAP	SECTOR 1		SECTOR 2		SECTOR 3		LAP TIME	MPH	DIFF	TIME OF DAY
1 -		102.6	46.802	116.5	43.668	111.4	2:21.385	75.59	14.377	14:08:39.589
2 -	40.590	***107.0***	46.616	117.1	43.085	111.4	2:10.291	82.03	3.283	14:10:49.880
3 -	40.240	105.8	46.061	117.9	42.410	112.0	2:08.711	83.03	1.703	14:12:58.591
4 -	40.382	105.3	45.879	***118.1***	42.439	113.1	2:08.700	83.04	1.692	14:15:07.291
5 -	40.103	106.3	45.652	117.9	42.785	112.0	2:08.540	83.14	1.532	14:17:15.831
6 -	39.865	106.5	45.402	***118.1***	43.315	111.4	2:08.582	83.12	1.574	14:19:24.413
7 -	39.489	106.3	45.918	116.3	42.908	***113.5***	2:08.315	83.29	1.307	14:21:32.728
8 -	39.636	***107.0***	45.701	117.3	42.050	112.7	2:07.387 **(2)**	83.90	0.379	14:23:40.115
9 -	40.234	105.8	***45.248***	117.1	42.295	112.7	2:07.777 **(3)**	83.64	0.769	14:25:47.892
10 -	***39.402***	106.5	45.588	117.7	***42.018***	112.5	***2:07.008*** **(1)**	***84.15***		***14:27:54.900***

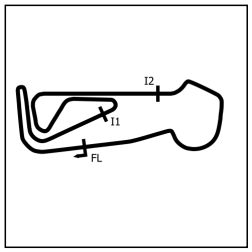

HSCC Historic Formula Ford 2000 Championship

RACE 15 - SECTOR ANALYSIS

SECTOR 1 = FL to I1, SECTOR 2 = I1 to I2, SECTOR 3 = I2 to FL, DIFF = Difference To Personal Best Lap, P = Crossed Finish Line in Pit Lane, D = Time Disallowed

P17 28 A Fraser COLLINS — Royale RP30

IDEAL LAP TIME : 2:06.061 BEST LAP TIME : 2:06.926 DIFFERENCE : 0.865

LAP	SECTOR 1		SECTOR 2		SECTOR 3		LAP TIME	MPH	DIFF	TIME OF DAY
1 -		97.1	49.190	111.4	43.043	111.4	2:22.883	74.80	15.957	14:08:41.087
2 -	40.365	104.3	45.646	116.5	43.143	112.2	2:09.154	82.75	2.228	14:10:50.241
3 -	40.076	105.1	46.089	117.7	42.470	113.1	2:08.635	83.08	1.709	14:12:58.876
4 -	40.437	105.1	45.699	***118.5***	42.437	112.7	2:08.573	83.12	1.647	14:15:07.449
5 -	40.404	105.8	45.449	117.9	42.710	114.1	2:08.563	83.13	1.637	14:17:16.012
6 -	40.310	105.1	45.039	***118.5***	43.391	111.6	2:08.740	83.02	1.814	14:19:24.752
7 -	***39.732***	105.5	45.352	117.5	43.033	***114.9***	2:08.117	83.42	1.191	14:21:32.869
8 -	40.260	***106.0***	45.387	116.3	41.779	112.9	2:07.426 **(2)**	83.87	0.500	14:23:40.295
9 -	40.423	105.5	45.147	116.9	42.255	112.5	2:07.825 **(3)**	83.61	0.899	14:25:48.120
10 -	40.597	104.6	***44.843***	117.5	***41.486***	112.0	***2:06.926*** **(1)**	***84.20***		***14:27:55.046***

P18 26 A Jonathan ROSE — Reynard SF79

IDEAL LAP TIME : 2:06.376 BEST LAP TIME : 2:06.945 DIFFERENCE : 0.569

LAP	SECTOR 1		SECTOR 2		SECTOR 3		LAP TIME	MPH	DIFF	TIME OF DAY
1 -		97.3	46.629	116.5	43.051	112.5	2:20.022	76.33	13.077	14:08:38.226
2 -	39.970	105.8	46.099	115.1	43.409	111.8	2:09.478	82.54	2.533	14:10:47.704
3 -	40.846	105.1	46.810	116.5	42.697	110.7	2:10.353	81.99	3.408	14:12:58.057
4 -	41.630	106.3	46.483	116.7	42.893	111.8	2:11.006	81.58	4.061	14:15:09.063
5 -	40.368	106.5	45.206	117.1	42.378	112.2	2:07.952 **(3)**	83.53	1.007	14:17:17.015
6 -	***39.895***	106.6	***45.099***	117.7	43.105	112.7	2:08.099	83.43	1.154	14:19:25.114
7 -	40.181	***106.8***	45.544	***118.1***	42.687	***113.9***	2:08.412	83.23	1.467	14:21:33.526
8 -	40.105	104.0	45.388	116.5	41.871	113.5	2:07.364 **(2)**	83.91	0.419	14:23:40.890
9 -	40.548	106.3	45.486	115.9	41.939	113.5	2:07.973	83.51	1.028	14:25:48.863
10 -	40.413	***106.8***	45.150	117.5	***41.382***	112.7	***2:06.945*** **(1)**	***84.19***		***14:27:55.808***

P19 15 A Anthony THOMPSON — Reynard SF79

IDEAL LAP TIME : 2:06.619 BEST LAP TIME : 2:06.619 DIFFERENCE : 0.000

LAP	SECTOR 1		SECTOR 2		SECTOR 3		LAP TIME	MPH	DIFF	TIME OF DAY
1 -		99.4	46.870	114.3	43.002	111.6	2:22.226	75.14	15.607	14:08:40.430
2 -	53.201	101.2	48.024	114.3	42.858	111.1	2:24.083	74.18	17.464	14:11:04.513
3 -	40.709	102.9	46.301	114.9	43.142	111.1	2:10.152	82.11	3.533	14:13:14.665
4 -	40.318	104.0	45.892	116.5	44.818	107.5	2:11.028	81.57	4.409	14:15:25.693
5 -	40.806	104.2	46.055	116.9	43.372	110.9	2:10.233	82.06	3.614	14:17:35.926
6 -	***39.908***	104.3	***44.997***	116.9	***41.714***	111.6	***2:06.619*** **(1)**	***84.41***		***14:19:42.545***
7 -	39.991	103.7	45.405	116.3	42.949	111.6	2:08.345 **(2)**	83.27	1.726	14:21:50.890
8 -	40.440	102.9	45.942	115.7	42.305	***113.3***	2:08.687 **(3)**	83.05	2.068	14:23:59.577
9 -	42.288	103.8	45.040	115.9	42.098	112.7	2:09.426	82.58	2.807	14:26:09.003
10 -	40.728	***104.8***	45.809	***117.1***	42.468	110.3	2:09.005	82.85	2.386	14:28:18.008

P20 99 A Geoff O'NION — Reynard SF77

IDEAL LAP TIME : 2:08.707 BEST LAP TIME : 2:09.242 DIFFERENCE : 0.535

LAP	SECTOR 1		SECTOR 2		SECTOR 3		LAP TIME	MPH	DIFF	TIME OF DAY
1 -		101.6	47.884	114.9	43.868	***112.0***	2:24.557	73.93	15.315	14:08:42.761
2 -	41.872	102.4	46.652	115.9	43.735	110.9	2:12.259	80.81	3.017	14:10:55.020
3 -	40.944	103.2	45.981	116.5	42.955	110.9	2:09.880	82.29	0.638	14:13:04.900
4 -	40.567	103.7	46.362	116.7	43.129	110.5	2:10.058	82.17	0.816	14:15:14.958
5 -	41.945	103.5	46.267	116.5	43.778	110.5	2:11.990	80.97	2.748	14:17:26.948
6 -	40.897	103.5	47.302	116.7	43.843	110.9	2:12.042	80.94	2.800	14:19:38.990
7 -	40.938	***104.0***	46.418	116.7	43.863	111.2	2:11.219	81.45	1.977	14:21:50.209
8 -	40.528	103.4	46.088	115.9	42.626	110.9	***2:09.242*** **(1)**	***82.69***		***14:23:59.451***
9 -	40.939	102.7	***45.836***	116.1	***42.534***	110.7	2:09.309 **(2)**	82.65	0.067	14:26:08.760
10 -	***40.337***	103.2	45.910	***116.9***	43.566	109.8	2:09.813 **(3)**	82.33	0.571	14:28:18.573

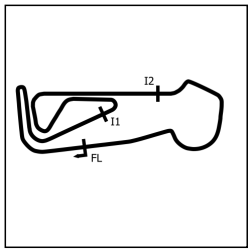

HSCC Historic Formula Ford 2000 Championship

RACE 15 - SECTOR ANALYSIS

SECTOR 1 = FL to I1, SECTOR 2 = I1 to I2, SECTOR 3 = I2 to FL, DIFF = Difference To Personal Best Lap, P = Crossed Finish Line in Pit Lane, D = Time Disallowed

P21 49 A John WILKINSON — Reynard SF79

IDEAL LAP TIME : 2:10.778 BEST LAP TIME : 2:11.218 DIFFERENCE : 0.440

LAP	SECTOR 1		SECTOR 2		SECTOR 3		LAP TIME	MPH	DIFF	TIME OF DAY
1 -		102.1	48.610	114.7	43.725	110.1	2:24.124	74.15	12.906	14:08:42.328
2 -	42.631	101.0	47.112	113.3	44.508	108.9	2:14.251	79.61	3.033	14:10:56.579
3 -	***41.244***	101.6	47.276	113.3	43.370	108.5	2:11.890	81.03	0.672	14:13:08.469
4 -	41.778	99.2	46.764	114.7	43.827	108.7	2:12.369	80.74	1.151	14:15:20.838
5 -	41.299	102.7	46.992	***114.9***	43.566	109.1	2:11.857 **(3)**	81.05	0.639	14:17:32.695
6 -	41.284	103.5	46.556	114.7	44.092	109.2	2:11.932	81.01	0.714	14:19:44.627
7 -	41.339	***103.7***	46.463	***114.9***	43.416	***110.5***	***2:11.218*** **(1)**	***81.45***		***14:21:55.845***
8 -	41.549	101.0	46.749	113.5	***43.148***	109.1	2:11.446 **(2)**	81.31	0.228	14:24:07.291
9 -	41.455	102.6	***46.386***	114.3	44.190	***110.5***	2:12.031	80.95	0.813	14:26:19.322

P22 79 A Andy LANGRIDGE — Reynard SF78

IDEAL LAP TIME : 2:10.067 BEST LAP TIME : 2:10.067 DIFFERENCE : 0.000

LAP	SECTOR 1		SECTOR 2		SECTOR 3		LAP TIME	MPH	DIFF	TIME OF DAY
1 -		94.6	49.198	113.1	44.854	111.1	2:28.430	72.00	18.363	14:08:46.634
2 -	41.892	102.7	47.319	106.0	44.480	111.1	2:13.691	79.94	3.624	14:11:00.325
3 -	40.926	104.2	47.077	115.7	43.931	110.5	2:11.934	81.01	1.867	14:13:12.259
4 -	40.755	104.3	47.011	116.3	43.894	111.1	2:11.660	81.17	1.593	14:15:23.919
5 -	41.177	***105.0***	47.072	115.9	44.062	110.9	2:12.311	80.77	2.244	14:17:36.230
6 -	***40.555***	104.6	***45.989***	116.7	***43.523***	***111.6***	***2:10.067*** **(1)**	***82.17***		***14:19:46.297***
7 -	41.032	104.6	46.160	***116.9***	43.526	111.1	2:10.718 **(2)**	81.76	0.651	14:21:57.015
8 -	41.073	***105.0***	46.428	108.9	43.706	111.2	2:11.207 **(3)**	81.45	1.140	14:24:08.222
9 -	41.000	104.5	46.550	112.7	44.743	***111.6***	2:12.293	80.79	2.226	14:26:20.515

P23 21 B Neil BOWMAN — Van Diemen RF78

IDEAL LAP TIME : 2:10.272 BEST LAP TIME : 2:10.393 DIFFERENCE : 0.121

LAP	SECTOR 1		SECTOR 2		SECTOR 3		LAP TIME	MPH	DIFF	TIME OF DAY
1 -		100.7	48.448	110.7	45.192	108.7	2:27.056	72.68	16.663	14:08:45.260
2 -	42.401	99.4	47.649	111.2	43.800	109.1	2:13.850	79.85	3.457	14:10:59.110
3 -	41.705	100.3	47.483	111.2	44.410	110.7	2:13.598	80.00	3.205	14:13:12.708
4 -	***41.241***	102.9	***46.437***	***114.1***	44.044	110.9	2:11.722 **(2)**	81.14	1.329	14:15:24.430
5 -	41.268	***103.0***	47.284	113.7	43.878	105.8	2:12.430 **(3)**	80.70	2.037	14:17:36.860
6 -	47.831	98.6	47.648	112.5	43.717	109.8	2:19.196	76.78	8.803	14:19:56.056
7 -	41.731	102.7	46.906	112.0	44.033	110.7	2:12.670	80.56	2.277	14:22:08.726
8 -	41.771	102.4	46.892	111.8	44.406	110.0	2:13.069	80.31	2.676	14:24:21.795
9 -	41.346	100.9	46.453	112.5	***42.594***	***111.1***	***2:10.393*** **(1)**	***81.96***		***14:26:32.188***

P24 29 A John CONWAY — Royale RP27

IDEAL LAP TIME : 2:14.145 BEST LAP TIME : 2:15.020 DIFFERENCE : 0.875

LAP	SECTOR 1		SECTOR 2		SECTOR 3		LAP TIME	MPH	DIFF	TIME OF DAY
1 -		94.2	49.967	107.7	1:11.580	96.1	2:57.287	60.28	42.267	14:09:15.491
2 -	43.507	95.8	1:01.920	108.4	47.624	***104.5***	2:33.051	69.83	18.031	14:11:48.542
3 -	42.983	96.5	48.831	110.5	45.596	104.0	2:17.410	77.78	2.390	14:14:05.952
4 -	42.909	96.5	49.188	110.9	45.418	103.8	2:17.515	77.72	2.495	14:16:23.467
5 -	41.952	96.1	48.657	***111.1***	46.171	104.2	2:16.780 **(3)**	78.14	1.760	14:18:40.247
6 -	42.632	95.0	49.831	109.8	47.681	104.2	2:20.144	76.26	5.124	14:21:00.391
7 -	42.005	96.6	48.250	109.2	***44.976***	104.0	2:15.231 **(2)**	79.03	0.211	14:23:15.622
8 -	***41.548***	95.4	48.805	108.7	49.163	103.7	2:19.516	76.60	4.496	14:25:35.138
9 -	41.910	***96.8***	***47.621***	109.8	45.489	104.0	***2:15.020*** **(1)**	***79.15***		***14:27:50.158***

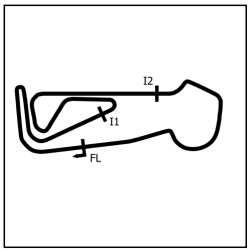

HSCC Historic Formula Ford 2000 Championship

RACE 15 - SECTOR ANALYSIS

SECTOR 1 = FL to I1, SECTOR 2 = I1 to I2, SECTOR 3 = I2 to FL, DIFF = Difference To Personal Best Lap, P = Crossed Finish Line in Pit Lane, D = Time Disallowed

P25 90 A Ben GLASSWELL Reynard SF77

IDEAL LAP TIME : 1:59.212 BEST LAP TIME : 1:59.420 DIFFERENCE : 0.208

LAP	SECTOR 1		SECTOR 2		SECTOR 3		LAP TIME		MPH	DIFF	TIME OF DAY
1 -		107.2	43.734	118.3	39.529	114.9	2:07.507		83.82	8.087	14:08:25.711
2 -	37.486	107.7	43.300	118.1	39.673	114.1	2:00.459		88.72	1.039	14:10:26.170
3 -	38.277	106.5	43.954	118.7	39.234	115.1	2:01.465		87.99	2.045	14:12:27.635
4 -	37.622	107.3	42.998	119.1	39.508	114.5	2:00.128		88.97	0.708	14:14:27.763
5 -	***37.425***	108.2	43.381	119.6	39.281	115.1	2:00.087	**(3)**	89.00	0.667	14:16:27.850
6 -	37.535	107.8	***42.903***	119.8	38.982	114.7	***1:59.420***	**(1)**	***89.49***		***14:18:27.270***
7 -	37.590	***108.7***	42.956	***120.2***	***38.884***	***115.7***	1:59.430	**(2)**	89.49	0.010	14:20:26.700

P26 18 A Stephen GLASSWELL Reynard SF79

IDEAL LAP TIME : 2:01.839 BEST LAP TIME : 2:01.971 DIFFERENCE : 0.132

LAP	SECTOR 1		SECTOR 2		SECTOR 3		LAP TIME		MPH	DIFF	TIME OF DAY
1 -		107.2	44.369	117.9	40.861	114.7	2:10.980		81.60	9.009	14:08:29.184
2 -	38.286	107.8	43.740	117.7	40.661	***115.1***	2:02.687	**(2)**	87.11	0.716	14:10:31.871
3 -	38.871	104.8	43.851	***118.5***	***40.058***	114.1	2:02.780	**(3)**	87.05	0.809	14:12:34.651
4 -	38.266	107.3	***43.537***	118.3	40.168	114.7	***2:01.971***	**(1)**	***87.62***		***14:14:36.622***

HSCC Historic Formula Ford 2000 Championship

RACE 15 - BEST SECTORS

	SECTOR 1			SECTOR 2			SECTOR 3			IDEAL / BEST COMPARISON					
POS	NO	NAME	TIME	NO	NAME	TIME	NO	NAME	TIME	POS	NO	NAME	IDEAL	BEST	DIFF
												PERFECT LAP	1:58.274		
1	2	SIMMS	37.071	2	SIMMS	42.453	2	SIMMS	38.750	1	2	SIMMS	1:58.274	1:58.312	0.038
2	90	GLASSWELL	37.425	90	GLASSWELL	42.903	90	GLASSWELL	38.884	2	90	GLASSWELL	1:59.212	1:59.420	0.208
3	8	FENNYMORE	37.682	8	FENNYMORE	43.160	8	FENNYMORE	39.228	3	8	FENNYMORE	2:00.070	2:00.182	0.112
4	69	REYNARD	37.791	35	RIDGWAY	43.245	58	ROBERTSON	39.678	4	58	ROBERTSON	2:00.908	2:00.976	0.068
5	72	STORER	37.797	58	ROBERTSON	43.371	35	RIDGWAY	39.703	5	72	STORER	2:00.956	2:01.100	0.144
6	58	ROBERTSON	37.859	72	STORER	43.399	72	STORER	39.760	6	35	RIDGWAY	2:00.981	2:01.413	0.432
7	35	RIDGWAY	38.033	37	BANKHURST	43.428	37	BANKHURST	39.845	7	69	REYNARD	2:01.358	2:01.730	0.372
8	37	BANKHURST	38.099	69	REYNARD	43.493	66	LANGRIDGE	39.954	8	37	BANKHURST	2:01.372	2:01.668	0.296
9	18	GLASSWELL	38.244	18	GLASSWELL	43.537	18	GLASSWELL	40.058	9	18	GLASSWELL	2:01.839	2:01.971	0.132
10	97	COOPER	38.272	97	COOPER	43.757	69	REYNARD	40.074	10	97	COOPER	2:02.130	2:02.346	0.216
11	66	LANGRIDGE	38.478	48	JACKSON	43.774	97	COOPER	40.101	11	66	LANGRIDGE	2:02.354	2:02.573	0.219
12	75	WRIGHT	38.800	66	LANGRIDGE	43.922	63	ROBERTS	40.247	12	7	MORRIS	2:03.473	2:03.562	0.089
13	88	RIDGWAY	38.848	7	MORRIS	44.178	7	MORRIS	40.442	13	63	ROBERTS	2:03.585	2:04.098	0.513
14	7	MORRIS	38.853	88	RIDGWAY	44.360	55	FINCH	40.567	14	55	FINCH	2:04.114	2:04.658	0.544
15	55	FINCH	38.875	63	ROBERTS	44.398	88	RIDGWAY	41.017	15	88	RIDGWAY	2:04.225	2:05.128	0.903
16	63	ROBERTS	38.940	59	BRADEN	44.514	59	BRADEN	41.293	16	75	WRIGHT	2:04.923	2:05.299	0.376
17	59	BRADEN	39.360	55	FINCH	44.672	26	ROSE	41.382	17	59	BRADEN	2:05.167	2:05.449	0.282
18	16	MOORE	39.402	75	WRIGHT	44.678	75	WRIGHT	41.445	18	28	COLLINS	2:06.061	2:06.926	0.865
19	28	COLLINS	39.732	28	COLLINS	44.843	28	COLLINS	41.486	19	26	ROSE	2:06.376	2:06.945	0.569
20	26	ROSE	39.895	15	THOMPSON	44.997	15	THOMPSON	41.714	20	15	THOMPSON	2:06.619	2:06.619	0.000
21	15	THOMPSON	39.908	26	ROSE	45.099	16	MOORE	42.018	21	16	MOORE	2:06.668	2:07.008	0.340
22	99	O'NION	40.337	16	MOORE	45.248	99	O'NION	42.534	22	99	O'NION	2:08.707	2:09.242	0.535
23	79	LANGRIDGE	40.555	99	O'NION	45.836	21	BOWMAN	42.594	23	79	LANGRIDGE	2:10.067	2:10.067	0.000
24	21	BOWMAN	41.241	79	LANGRIDGE	45.989	49	WILKINSON	43.148	24	21	BOWMAN	2:10.272	2:10.393	0.121
25	49	WILKINSON	41.244	49	WILKINSON	46.386	79	LANGRIDGE	43.523	25	49	WILKINSON	2:10.778	2:11.218	0.440
26	29	CONWAY	41.548	21	BOWMAN	46.437	29	CONWAY	44.976	26	29	CONWAY	2:14.145	2:15.020	0.875
27				29	CONWAY	47.621									
28															

Weather / Track : Sunny / Dry

Snetterton 300: 2.9689 miles
Date: 24/04/2022 Start: 14:06 Finish: 14:26

Results can be found at www.tsl-timing.com

Printed - 14:30 Sunday, 24 April 2022

HSCC Historic Formula Ford 2000 Championship

RACE 15 - BEST SPEEDS

	INTERMEDIATE 1			INTERMEDIATE 2			FINISH LINE		
POS	NO	NAME	MPH	NO	NAME	MPH	NO	NAME	MPH
1	**69**	REYNARD	**110.3**	**69**	REYNARD	**122.2**	**69**	REYNARD	**116.7**
2	**72**	STORER	**109.4**	**8**	FENNYMORE	**121.3**	**72**	STORER	**116.5**
3	**2**	SIMMS	**108.9**	**58**	ROBERTSON	**120.6**	**8**	FENNYMORE	**116.3**
4	**8**	FENNYMORE	**108.9**	**35**	RIDGWAY	**120.6**	**2**	SIMMS	**115.9**
5	**90**	GLASSWELL	**108.7**	**72**	STORER	**120.6**	**58**	ROBERTSON	**115.7**
6	**58**	ROBERTSON	**108.4**	**90**	GLASSWELL	**120.2**	**90**	GLASSWELL	**115.7**
7	**18**	GLASSWELL	**108.4**	**97**	COOPER	**119.8**	**35**	RIDGWAY	**115.5**
8	**97**	COOPER	**108.2**	**75**	WRIGHT	**119.8**	**75**	WRIGHT	**115.5**
9	**75**	WRIGHT	**108.0**	**2**	SIMMS	**119.6**	**18**	GLASSWELL	**115.1**
10	**37**	BANKHURST	**107.8**	**37**	BANKHURST	**119.4**	**37**	BANKHURST	**114.9**
11	**35**	RIDGWAY	**107.8**	**48**	JACKSON	**119.4**	**28**	COLLINS	**114.9**
12	**16**	MOORE	**107.0**	**7**	MORRIS	**118.7**	**97**	COOPER	**114.1**
13	**26**	ROSE	**106.8**	**66**	LANGRIDGE	**118.5**	**55**	FINCH	**113.9**
14	**48**	JACKSON	**106.8**	**55**	FINCH	**118.5**	**26**	ROSE	**113.9**
15	**66**	LANGRIDGE	**106.6**	**28**	COLLINS	**118.5**	**7**	MORRIS	**113.7**
16	**55**	FINCH	**106.6**	**18**	GLASSWELL	**118.5**	**59**	BRADEN	**113.7**
17	**7**	MORRIS	**106.5**	**88**	RIDGWAY	**118.3**	**66**	LANGRIDGE	**113.5**
18	**88**	RIDGWAY	**106.3**	**16**	MOORE	**118.1**	**16**	MOORE	**113.5**
19	**59**	BRADEN	**106.1**	**26**	ROSE	**118.1**	**15**	THOMPSON	**113.3**
20	**28**	COLLINS	**106.0**	**63**	ROBERTS	**117.9**	**63**	ROBERTS	**112.9**
21	**63**	ROBERTS	**105.1**	**59**	BRADEN	**117.5**	**99**	O'NION	**112.0**
22	**79**	LANGRIDGE	**105.0**	**15**	THOMPSON	**117.1**	**88**	RIDGWAY	**111.6**
23	**15**	THOMPSON	**104.8**	**99**	O'NION	**116.9**	**79**	LANGRIDGE	**111.6**
24	**99**	O'NION	**104.0**	**79**	LANGRIDGE	**116.9**	**21**	BOWMAN	**111.1**
25	**49**	WILKINSON	**103.7**	**49**	WILKINSON	**114.9**	**49**	WILKINSON	**110.5**
26	**21**	BOWMAN	**103.0**	**21**	BOWMAN	**114.1**	**29**	CONWAY	**104.5**
27	**29**	CONWAY	**96.8**	**29**	CONWAY	**111.1**			
28									
29									

Weather / Track : Sunny / Dry

Snetterton 300: 2.9689 miles
Date: 24/04/2022 Start: 14:06 Finish: 14:26

Results can be found at www.tsl-timing.com

Printed - 14:30 Sunday, 24 April 2022

HSCC Historic Formula Ford 2000 Championship

RACE 15 - STATISTICS

Competitors Started	27
Planned Start	2022-04-24 @ 14:05:00.000
Actual Start	2022-04-24 @ 14:06:18.203
Finish Time	2022-04-24 @ 14:26:17.825
Track Length	2.9689mi.
Total Laps	247
Total Distance Covered	733.3211mi.

Session Fastest Lap History

NO	CL	NAME	LAP TIME	TIME OF DAY	LAP	VEHICLE
2	A	**Benn SIMMS**	**2:05.064**	14:08:23.275	1	Reynard SF77
2	A	**Benn SIMMS**	**1:59.767**	14:10:23.042	2	Reynard SF77
2	A	**Benn SIMMS**	**1:59.666**	14:16:22.967	5	Reynard SF77
2	A	**Benn SIMMS**	**1:59.125**	14:18:22.092	6	Reynard SF77
2	A	**Benn SIMMS**	**1:58.510**	14:20:20.601	7	Reynard SF77
2	A	**Benn SIMMS**	**1:58.312**	14:22:18.914	8	Reynard SF77

Session Leader History

NO	CL	NAME	FROM LAP	LAPS LED	DISTANCE	VEHICLE
2	A	**Benn SIMMS**	1	10	29.68 miles	Reynard SF77

Flag History

TYPE	TIME OF DAY
GREEN	14:06:18.203
FINISH	14:26:17.825

Flag Statistics

TYPE	COUNT	TOTAL LAPS	TOTAL TIME
Green	1	10	22:17.227
Red	0	0	0.000
Safety Car	0	0	0.000
FCY	0	0	0.000

Weather / Track : Sunny / Dry

Snetterton 300: 2.9689 miles
Date: 24/04/2022 Start: 14:06 Finish: 14:26

HSCC Historic Formula Ford 2000 Championship

RACE 15 - STATISTICS

CLASS : A

26 Starters

Fastest Lap History

NO	NAME	LAP TIME	TIME OF DAY	LAP	VEHICLE
2	**Benn SIMMS**	**2:05.064**	14:08:23.275	1	Reynard SF77
2	**Benn SIMMS**	**1:59.767**	14:10:23.042	2	Reynard SF77
2	**Benn SIMMS**	**1:59.666**	14:16:22.967	5	Reynard SF77
2	**Benn SIMMS**	**1:59.125**	14:18:22.092	6	Reynard SF77
2	**Benn SIMMS**	**1:58.510**	14:20:20.601	7	Reynard SF77
2	**Benn SIMMS**	**1:58.312**	14:22:18.914	8	Reynard SF77

Leader History

NO	NAME	FROM LAP	LAPS LED	DISTANCE	VEHICLE
2	**Benn SIMMS**	1	10	29.68 miles	Reynard SF77

Weather / Track : Sunny / Dry

Snetterton 300: 2.9689 miles
Date: 24/04/2022 Start: 14:06 Finish: 14:26

HSCC Historic Formula Ford 2000 Championship

RACE 15 - STATISTICS

CLASS : B

1 Starters

Fastest Lap History

NO	NAME	LAP TIME	TIME OF DAY	LAP	VEHICLE
21	**Neil BOWMAN**	**2:27.056**	14:08:45.293	1	Van Diemen RF78
21	**Neil BOWMAN**	**2:13.850**	14:10:59.142	2	Van Diemen RF78
21	**Neil BOWMAN**	**2:13.598**	14:13:12.740	3	Van Diemen RF78
21	**Neil BOWMAN**	**2:11.722**	14:15:24.461	4	Van Diemen RF78
21	**Neil BOWMAN**	**2:10.393**	14:26:32.218	9	Van Diemen RF78

Leader History

NO	NAME	FROM LAP	LAPS LED	DISTANCE	VEHICLE
21	**Neil BOWMAN**	1	9	26.72 miles	Van Diemen RF78

HSCC HISTORIC FORMULA 3

1000cc F3 cars 1964-1970

HSCC Jim Russell Trophy

Snetterton 300

23rd / 24th April 2022

Timing & Results Provided by Timing Solutions Ltd

www.tsl-timing.com

Snetterton 300

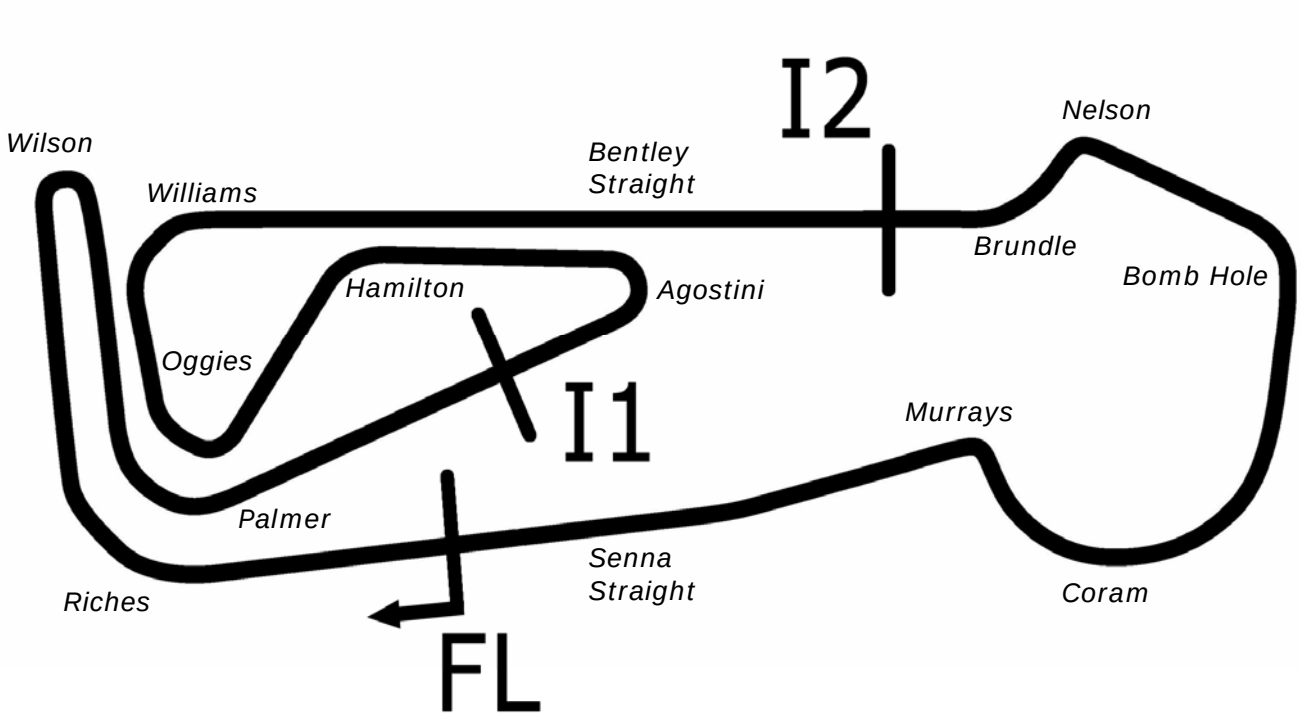

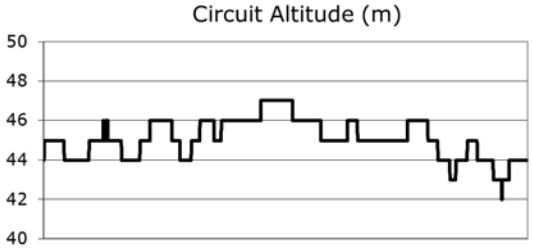

Length	2.9689 miles	4778.0 m	
FL		52.46340 N	0.94476 E
I1	1545m	52.46487 N	0.94466 E
I2	3198m	52.46617 N	0.94964 E
Pit Entry	4572m	52.46364 N	0.94774 E
Pit Exit	40m after FL	52.46338 N	0.94420 E

Pit Entry–Pit Exit 246m, 17.7s @50kph, 14.7s @60kph

All results available at www.tsl-timing.com

Sheet No:	Issue Time:

HSCC Historic Formula 3 Championship

QUALIFYING - RACE 7 - CLASSIFICATION

POS	NO	NAME	ENTRY	TIME	ON	LAPS	GAP	DIFF	MPH
1	**11**	**Ian BANKHURST**	Alexis Mk8	**2:08.933**	6	10			82.89
2	**5**	**Samuel HARRISON**	Chevron B15	**2:09.554**	6	8	**0.621**	0.621	82.49
3	**1**	**Simon ARMER**	March 703	**2:13.181**	8	9	**4.248**	3.627	80.25
4	**57**	**Simon HAUGHTON**	Chevron B15	**2:15.193**	9	9	**6.260**	2.012	79.05
5	**53**	**Josh SHARP**	Chevron B17	**2:16.313**	9	9	**7.380**	1.120	78.40
6	**6**	**Leif BOSSON**	Brabham BT28	**2:17.710**	9	9	**8.777**	1.397	77.61
7	**46**	**Mike LAMPLOUGH**	Chevron B15	**2:21.911**	9	9	**12.978**	4.201	75.31
8	**34**	**Gil DUFFY**	Brabham BT21B	**2:23.354**	8	8	**14.421**	1.443	74.55
9	**14**	**Simon ETHERINGTON**	Brabham BT15	**2:28.734**	6	8	**19.801**	5.380	71.86

Weather / Track : Bright / Dry

Snetterton 300: 2.9689 miles

These results are provisional until the conclusion of any judicial and technical matters.

Date: 23/04/2022 Start: 11:22 Finish: 11:42

Clerk Of Course : Julian Floyd	Stewards :	Timekeeper : Nick Palmer

Results can be found at www.tsl-timing.com

Printed - 11:45 Saturday, 23 April 2022

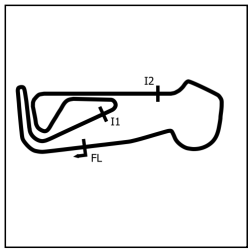

HSCC Historic Formula 3 Championship

QUALIFYING - RACE 7 - SECTOR ANALYSIS

SECTOR 1 = FL to I1, SECTOR 2 = I1 to I2, SECTOR 3 = I2 to FL, DIFF = Difference To Personal Best Lap, P = Crossed Finish Line in Pit Lane, D = Time Disallowed

P1 11 B Ian BANKHURST — Alexis Mk8

IDEAL LAP TIME : 2:08.444 BEST LAP TIME : 2:08.933 DIFFERENCE : 0.489

LAP	SECTOR 1		SECTOR 2		SECTOR 3		LAP TIME	MPH	DIFF	TIME OF DAY
1 -	OUTLAP	98.8	47.950	111.8	44.762	108.9	2:19.976	76.35	11.043	11:25:14.026
2 -	42.059	99.5	47.174	112.2	43.434	111.6	2:12.667	80.56	3.734	11:27:26.693
3 -	40.938	101.3	46.723	112.9	42.549	111.2	2:10.210	82.08	1.277	11:29:36.903
4 -	***40.591***	102.6	46.749	113.3	42.689	111.2	2:10.029	82.19	1.096	11:31:46.932
5 -	40.936	101.9	46.059	***114.5***	***42.082***	109.2	2:09.077 **(2)**	82.80	0.144	11:33:56.009
6 -	40.738	102.9	***45.771***	114.3	42.424	111.4	***2:08.933*** **(1)**	***82.89***		***11:36:04.942***
7 -	40.848	100.0	47.441	108.5	46.618	111.1	2:14.907	79.22	5.974	11:38:19.849
8 -	41.503	88.8	47.494	111.6	43.580	110.9	2:12.577	80.61	3.644	11:40:32.426
9 -	41.824	101.5	46.494	***114.5***	42.637	110.1	2:10.955	81.61	2.022	11:42:43.381
10 -	40.881	***103.8***	46.664	114.3	42.407	***113.1***	2:09.952 **(3)**	82.24	1.019	11:44:53.333

P2 5 B Samuel HARRISON — Chevron B15

IDEAL LAP TIME : 2:08.993 BEST LAP TIME : 2:09.554 DIFFERENCE : 0.561

LAP	SECTOR 1		SECTOR 2		SECTOR 3		LAP TIME	MPH	DIFF	TIME OF DAY
1 -	OUTLAP	94.9	48.519	104.8	43.495	104.6	2:19.261	76.74	9.707	11:25:09.716
2 -	42.086	95.1	47.216	105.8	42.712	105.1	2:12.014	80.96	2.460	11:27:21.730
3 -	41.556	97.1	46.708	106.1	42.413	105.5	2:10.677	81.79	1.123	11:29:32.407
4 -	41.262	97.8	46.704	107.0	42.343	106.3	2:10.309 **(3)**	82.02	0.755	11:31:42.716
5 -	41.037	98.1	46.609	107.3	***42.002***	106.1	2:09.648 **(2)**	82.43	0.094	11:33:52.364
6 -	***40.821***	***99.1***	***46.170***	108.0	42.563	106.5	***2:09.554*** **(1)**	***82.49***		***11:36:01.918***
7 -	44.423	88.8	47.883	107.3	44.777	105.3	2:17.083	77.96	7.529	11:38:19.001
8 -	41.908	72.6	50.093	107.7	43.117	***106.6***	2:15.118	79.10	5.564	11:40:34.119

P3 1 B Simon ARMER — March 703

IDEAL LAP TIME : 2:12.788 BEST LAP TIME : 2:13.181 DIFFERENCE : 0.393

LAP	SECTOR 1		SECTOR 2		SECTOR 3		LAP TIME	MPH	DIFF	TIME OF DAY
1 -	OUTLAP	97.1	51.177	97.1	46.122	107.2	2:24.367	74.03	11.186	11:25:13.091
2 -	45.083	94.6	48.405	109.1	44.738	107.5	2:18.226	77.32	5.045	11:27:31.317
3 -	42.714	98.3	49.505	109.2	44.771	107.2	2:16.990	78.02	3.809	11:29:48.307
4 -	43.247	98.6	47.660	110.9	44.283	***108.5***	2:15.190	79.05	2.009	11:32:03.497
5 -	***41.990***	98.9	47.614	111.2	44.526	107.8	2:14.130 **(3)**	79.68	0.949	11:34:17.627
6 -	42.607	100.1	47.391	***111.4***	44.905	***108.5***	2:14.903	79.22	1.722	11:36:32.530
7 -	42.187	93.8	47.693	110.9	44.260	107.5	2:14.140	79.67	0.959	11:38:46.670
8 -	42.064	***100.9***	46.990	111.2	44.127	***108.5***	***2:13.181*** **(1)**	***80.25***		***11:40:59.851***
9 -	42.446	100.6	***46.830***	111.1	***43.968***	106.8	2:13.244 **(2)**	80.21	0.063	11:43:13.095

P4 57 B Simon HAUGHTON — Chevron B15

IDEAL LAP TIME : 2:15.159 BEST LAP TIME : 2:15.193 DIFFERENCE : 0.034

LAP	SECTOR 1		SECTOR 2		SECTOR 3		LAP TIME	MPH	DIFF	TIME OF DAY
1 -	OUTLAP	64.9	1:05.744	90.1	55.163	100.3	3:06.851	57.20	51.658	11:26:11.948
2 -	50.157	88.1	52.527	106.6	48.718	110.0	2:31.402	70.59	16.209	11:28:43.350
3 -	45.136	97.2	49.842	112.2	47.946	109.8	2:22.924	74.78	7.731	11:31:06.274
4 -	44.624	96.0	49.788	110.3	48.934	109.6	2:23.346	74.56	8.153	11:33:29.620
5 -	43.703	96.4	49.188	112.7	46.739	***111.6***	2:19.630	76.54	4.437	11:35:49.250
6 -	43.276	***99.8***	48.806	111.2	45.858	110.5	2:17.940	77.48	2.747	11:38:07.190
7 -	42.614	98.2	48.758	112.5	46.384	110.3	2:17.756 **(3)**	77.58	2.563	11:40:24.946
8 -	42.602	***99.8***	***47.706***	***113.7***	45.365	109.8	2:15.673 **(2)**	78.77	0.480	11:42:40.619
9 -	***42.601***	99.5	47.740	113.1	***44.852***	109.8	***2:15.193*** **(1)**	***79.05***		***11:44:55.812***

Weather / Track : Bright / Dry

Snetterton 300: 2.9689 miles
Date: 23/04/2022 Start: 11:22 Finish: 11:42

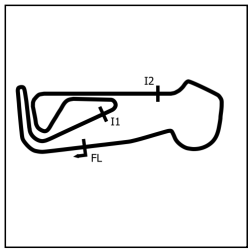

HSCC Historic Formula 3 Championship

QUALIFYING - RACE 7 - SECTOR ANALYSIS

SECTOR 1 = FL to I1, SECTOR 2 = I1 to I2, SECTOR 3 = I2 to FL, DIFF = Difference To Personal Best Lap, P = Crossed Finish Line in Pit Lane, D = Time Disallowed

P5 53 B Josh SHARP — Chevron B17

IDEAL LAP TIME : 2:15.684 BEST LAP TIME : 2:16.313 DIFFERENCE : 0.629

LAP	SECTOR 1		SECTOR 2		SECTOR 3		LAP TIME		MPH	DIFF	TIME OF DAY
1 -	OUTLAP	63.3	1:04.929	95.0	55.871	98.6	3:08.091		56.82	51.778	11:26:11.430
2 -	49.716	89.1	52.082	108.7	48.297	108.4	2:30.095		71.20	13.782	11:28:41.525
3 -	44.519	98.1	49.581	111.1	46.762	109.6	2:20.862		75.87	4.549	11:31:02.387
4 -	44.795	99.7	51.148	111.2	46.467	109.6	2:22.410		75.05	6.097	11:33:24.797
5 -	43.966	100.0	49.510	112.0	46.640	***110.3***	2:20.116		76.28	3.803	11:35:44.913
6 -	43.189	***101.2***	49.611	111.8	46.055	109.6	2:18.855		76.97	2.542	11:38:03.768
7 -	42.921	98.8	48.789	112.0	***44.913***	109.6	2:16.623	**(3)**	78.23	0.310	11:40:20.391
8 -	43.209	99.8	***47.852***	***112.7***	45.363	109.2	2:16.424	**(2)**	78.34	0.111	11:42:36.815
9 -	***42.919***	99.1	48.329	111.6	45.065	109.6	***2:16.313***	**(1)**	***78.40***		***11:44:53.128***

P6 6 B Leif BOSSON — Brabham BT28

IDEAL LAP TIME : 2:17.710 BEST LAP TIME : 2:17.710 DIFFERENCE : 0.000

LAP	SECTOR 1		SECTOR 2		SECTOR 3		LAP TIME		MPH	DIFF	TIME OF DAY
1 -	OUTLAP	93.3	52.734	110.0	48.462	107.7	2:33.228		69.75	15.518	11:25:31.762
2 -	45.844	97.6	50.279	108.2	47.691	***108.9***	2:23.814		74.31	6.104	11:27:55.576
3 -	45.119	97.5	50.153	111.8	47.687	106.8	2:22.959		74.76	5.249	11:30:18.535
4 -	45.043	97.9	49.917	112.9	47.297	108.0	2:22.257		75.13	4.547	11:32:40.792
5 -	44.914	97.9	50.444	112.0	47.433	108.0	2:22.791		74.85	5.081	11:35:03.583
6 -	44.466	99.1	49.559	112.5	47.590	107.0	2:21.615		75.47	3.905	11:37:25.198
7 -	44.281	98.6	49.603	112.0	46.211	108.4	2:20.095	**(3)**	76.29	2.385	11:39:45.293
8 -	44.049	98.3	48.526	***113.9***	46.030	108.2	2:18.605	**(2)**	77.11	0.895	11:42:03.898
9 -	***43.488***	***99.5***	***48.236***	113.1	***45.986***	107.8	***2:17.710***	**(1)**	***77.61***		***11:44:21.608***

P7 46 B Mike LAMPLOUGH — Chevron B15

IDEAL LAP TIME : 2:21.452 BEST LAP TIME : 2:21.911 DIFFERENCE : 0.459

LAP	SECTOR 1		SECTOR 2		SECTOR 3		LAP TIME		MPH	DIFF	TIME OF DAY
1 -	OUTLAP	92.6	53.130	107.5	49.476	106.6	2:36.508		68.29	14.597	11:25:28.685
2 -	46.614	95.1	51.664	111.6	48.273	91.1	2:26.551		72.93	4.640	11:27:55.236
3 -	46.123	98.8	50.366	107.7	48.719	108.0	2:25.208		73.60	3.297	11:30:20.444
4 -	44.707	***99.8***	50.760	108.9	50.037	108.4	2:25.504		73.45	3.593	11:32:45.948
5 -	44.666	98.9	50.587	110.1	48.629	108.4	2:23.882		74.28	1.971	11:35:09.830
6 -	44.689	***99.8***	50.391	114.1	***47.889***	***108.9***	2:22.969	**(3)**	74.75	1.058	11:37:32.799
7 -	44.613	99.1	50.022	***114.7***	48.557	108.7	2:23.192		74.64	1.281	11:39:55.991
8 -	44.409	98.9	49.775	111.1	48.105	107.3	2:22.289	**(2)**	75.11	0.378	11:42:18.280
9 -	***44.190***	99.2	***49.373***	111.2	48.348	93.9	***2:21.911***	**(1)**	***75.31***		***11:44:40.191***

P8 34 B Gil DUFFY — Brabham BT21B

IDEAL LAP TIME : 2:21.906 BEST LAP TIME : 2:23.354 DIFFERENCE : 1.448

LAP	SECTOR 1		SECTOR 2		SECTOR 3		LAP TIME		MPH	DIFF	TIME OF DAY
1 -	OUTLAP	88.1	54.916	99.7	52.498	105.8	2:39.879		66.85	16.525	11:25:40.157
2 -	47.538	81.5	55.178	91.8	52.377	106.8	2:35.093		68.91	11.739	11:28:15.250
3 -	47.891	89.1	53.680	100.3	52.082	108.4	2:33.653		69.55	10.299	11:30:48.903
4 -	46.104	90.9	51.894	105.1	49.526	***108.9***	2:27.524		72.44	4.170	11:33:16.427
5 -	45.269	91.1	51.304	106.6	49.467	108.4	2:26.040		73.18	2.686	11:35:42.467
6 -	44.758	95.1	51.304	***112.7***	48.593	100.7	2:24.655	**(3)**	73.88	1.301	11:38:07.122
7 -	***44.684***	***99.8***	50.767	108.4	48.280	104.6	2:23.731	**(2)**	74.36	0.377	11:40:30.853
8 -	46.132	90.3	***49.479***	110.0	***47.743***	106.6	***2:23.354***	**(1)**	***74.55***		***11:42:54.207***

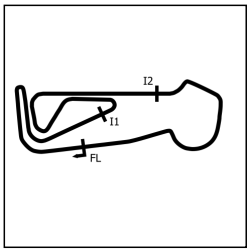

HSCC Historic Formula 3 Championship

QUALIFYING - RACE 7 - SECTOR ANALYSIS

SECTOR 1 = FL to I1, SECTOR 2 = I1 to I2, SECTOR 3 = I2 to FL, DIFF = Difference To Personal Best Lap, P = Crossed Finish Line in Pit Lane, D = Time Disallowed

P9 14 B Simon ETHERINGTON Brabham BT15

IDEAL LAP TIME : 2:28.263 BEST LAP TIME : 2:28.734 DIFFERENCE : 0.471

LAP	SECTOR 1		SECTOR 2		SECTOR 3		LAP TIME	MPH	DIFF	TIME OF DAY
1 -	OUTLAP	87.7	55.965	97.5	52.310	97.9	2:45.271	64.67	16.537	11:25:52.506
2 -	47.311	90.1	54.258	103.2	50.253	99.2	2:31.822	70.39	3.088	11:28:24.328
3 -	47.578	89.1	54.327	104.2	51.454	99.5	2:33.359	69.69	4.625	11:30:57.687
4 -	47.612	90.9	53.632	102.2	51.994	***100.0***	2:33.238	69.74	4.504	11:33:30.925
5 -	47.087	91.5	53.186	***105.6***	49.975	99.8	2:30.248	71.13	1.514	11:36:01.173
6 -	***47.019***	***92.4***	52.582	105.1	49.133	99.7	***2:28.734*** **(1)**	***71.86***		***11:38:29.907***
7 -	47.638	90.1	52.818	104.6	***49.022***	99.8	2:29.478 **(3)**	71.50	0.744	11:40:59.385
8 -	47.785	91.3	***52.222***	105.1	49.063	99.7	2:29.070 **(2)**	71.69	0.336	11:43:28.455

Weather / Track : Bright / Dry

Snetterton 300: 2.9689 miles
Date: 23/04/2022 Start: 11:22 Finish: 11:42

HSCC Historic Formula 3 Championship

QUALIFYING - RACE 7 - BEST SECTORS

SECTOR 1				SECTOR 2				SECTOR 3				IDEAL / BEST COMPARISON					
POS	NO	NAME	TIME	NO	NAME	TIME		NO	NAME	TIME		POS	NO	NAME	IDEAL	BEST	DIFF
														PERFECT LAP	2:08.364		
1	11	BANKHURST	40.591	11	BANKHURST	45.771		5	HARRISON	42.002		1	11	BANKHURST	2:08.444	2:08.933	0.489
2	5	HARRISON	40.821	5	HARRISON	46.170		11	BANKHURST	42.082		2	5	HARRISON	2:08.993	2:09.554	0.561
3	1	ARMER	41.990	1	ARMER	46.830		1	ARMER	43.968		3	1	ARMER	2:12.788	2:13.181	0.393
4	57	HAUGHTON	42.601	57	HAUGHTON	47.706		57	HAUGHTON	44.852		4	57	HAUGHTON	2:15.159	2:15.193	0.034
5	53	SHARP	42.919	53	SHARP	47.852		53	SHARP	44.913		5	53	SHARP	2:15.684	2:16.313	0.629
6	6	BOSSON	43.488	6	BOSSON	48.236		6	BOSSON	45.986		6	6	BOSSON	2:17.710	2:17.710	0.000
7	46	LAMPLOUGH	44.190	46	LAMPLOUGH	49.373		34	DUFFY	47.743		7	46	LAMPLOUGH	2:21.452	2:21.911	0.459
8	34	DUFFY	44.684	34	DUFFY	49.479		46	LAMPLOUGH	47.889		8	34	DUFFY	2:21.906	2:23.354	1.448
9	14	ETHERINGTON	47.019	14	ETHERINGTON	52.222		14	ETHERINGTON	49.022		9	14	ETHERINGTON	2:28.263	2:28.734	0.471

Weather / Track : Bright / Dry

Snetterton 300: 2.9689 miles
Date: 23/04/2022 Start: 11:22 Finish: 11:42

Results can be found at www.tsl-timing.com

Printed - 11:46 Saturday, 23 April 2022

HSCC Historic Formula 3 Championship

QUALIFYING - RACE 7 - BEST SPEEDS

	INTERMEDIATE 1			INTERMEDIATE 2			FINISH LINE		
POS	NO	NAME	MPH	NO	NAME	MPH	NO	NAME	MPH
1	**11**	BANKHURST	**103.8**	**46**	LAMPLOUGH	**114.7**	**11**	BANKHURST	**113.1**
2	**53**	SHARP	**101.2**	**11**	BANKHURST	**114.5**	**57**	HAUGHTON	**111.6**
3	**1**	ARMER	**100.9**	**6**	BOSSON	**113.9**	**53**	SHARP	**110.3**
4	**57**	HAUGHTON	**99.8**	**57**	HAUGHTON	**113.7**	**6**	BOSSON	**108.9**
5	**46**	LAMPLOUGH	**99.8**	**53**	SHARP	**112.7**	**46**	LAMPLOUGH	**108.9**
6	**34**	DUFFY	**99.8**	**34**	DUFFY	**112.7**	**34**	DUFFY	**108.9**
7	**6**	BOSSON	**99.5**	**1**	ARMER	**111.4**	**1**	ARMER	**108.5**
8	**5**	HARRISON	**99.1**	**5**	HARRISON	**108.4**	**5**	HARRISON	**106.6**
9	**14**	ETHERINGTON	**92.4**	**14**	ETHERINGTON	**105.6**	**14**	ETHERINGTON	**100.0**

Weather / Track : Bright / Dry

Snetterton 300: 2.9689 miles
Date: 23/04/2022 Start: 11:22 Finish: 11:42

Results can be found at www.tsl-timing.com

Printed - 11:46 Saturday, 23 April 2022

HSCC Historic Formula 3 Championship

QUALIFYING - RACE 7 - STATISTICS

Competitors Started	9
Planned Start	2022-04-23 @ 11:25:00.000
Actual Start	2022-04-23 @ 11:22:45.979
Finish Time	2022-04-23 @ 11:42:47.773
Track Length	2.9689mi.
Total Laps	79
Total Distance Covered	234.5440mi.

Session Fastest Lap History

NO	NAME	LAP TIME	TIME OF DAY	LAP	VEHICLE
5	**Samuel HARRISON**	**2:12.014**	11:27:21.748	2	Chevron B15
5	**Samuel HARRISON**	**2:10.677**	11:29:32.424	3	Chevron B15
11	**Ian BANKHURST**	**2:10.210**	11:29:36.906	3	Alexis Mk8
11	**Ian BANKHURST**	**2:10.029**	11:31:46.935	4	Alexis Mk8
5	**Samuel HARRISON**	**2:09.648**	11:33:52.381	5	Chevron B15
11	**Ian BANKHURST**	**2:09.077**	11:33:56.012	5	Alexis Mk8
11	**Ian BANKHURST**	**2:08.933**	11:36:04.945	6	Alexis Mk8

Flag History

TYPE	TIME OF DAY
GREEN	11:22:45.979
FINISH	11:42:47.773

Flag Statistics

TYPE	COUNT	TOTAL LAPS	TOTAL TIME
Green	1	10	22:23.340
Red	0	0	0.000
Safety Car	0	0	0.000
FCY	0	0	0.000

Sheet No:	Issue Time:

HSCC Historic Formula 3 Championship

RACE 7 - GRID (20 minutes)

ROW 5	9	14	Simon ETHERINGTON	2:28.734
	8	34	Gil DUFFY	2:23.354
ROW 4	7	46	Mike LAMPLOUGH	2:21.911
	6	6	Leif BOSSON	2:17.710
ROW 3	5	53	Josh SHARP	2:16.313
	4	57	Simon HAUGHTON	2:15.193
ROW 2	3	1	Simon ARMER	2:13.181
	2	5	Samuel HARRISON	2:09.554
ROW 1	1	11	Ian BANKHURST	2:08.933

Pole

Snetterton 300: 2.9689 miles

These results are provisional until the conclusion of any judicial and technical matters.

Clerk Of Course : Julian Floyd	Stewards :	Timekeeper : Nick Palmer

Sheet No:	Issue Time:

HSCC Historic Formula 3 Championship

RACE 7 - CLASSIFICATION

POS	NO	NAME	ENTRY	LAPS	TIME	GAP	DIFF	MPH	BEST	ON
1	**5**	**Samuel HARRISON**	Chevron B15	**10**	21:53.241			81.38	**2:09.614**	7
2	**11**	**Ian BANKHURST**	Alexis Mk8	**10**	21:59.086	**5.845**	5.845	81.02	**2:09.699**	10
3	**1**	**Simon ARMER**	March 703	**10**	22:26.027	**32.786**	26.941	79.40	**2:12.681**	7
4	**53**	**Josh SHARP**	Chevron B17	**10**	23:10.569	**1:17.328**	44.542	76.86	**2:16.708**	10
5	**46**	**Mike LAMPLOUGH**	Chevron B15	**10**	23:11.136	**1:17.895**	0.567	76.82	**2:16.597**	10
6	**57**	**Simon HAUGHTON**	Chevron B15	**10**	23:15.543	**1:22.302**	4.407	76.58	**2:14.312**	9
7	**6**	**Leif BOSSON**	Brabham BT28	**10**	23:46.417	**1:53.176**	30.874	74.92	**2:19.879**	6
8	**34**	**Gil DUFFY**	Brabham BT21B	**9**	21:53.664	**1 Lap**	1 Lap	73.22	**2:20.211**	5
9	**14**	**Simon ETHERINGTON**	Brabham BT15	**9**	22:14.831	**1 Lap**	21.167	72.06	**2:24.124**	7

FASTEST LAP

5	**Samuel HARRISON**	Chevron B15	**7**	2:09.614	82.46 mph	132.70 kph

Race Distance: 10 Laps / 29.68 miles
Snetterton 300: 2.9689 miles
Date: 23/04/2022 Start: 17:21 Finish: 17:43

Weather / Track : Bright / Dry
These results are provisional until the conclusion of any judicial and technical matters.

Clerk Of Course : Julian Floyd	Stewards :	Timekeeper : Nick Palmer

Results can be found at www.tsl-timing.com

Printed - 17:45 Saturday, 23 April 2022

HSCC Historic Formula 3 Championship

RACE 7 - LAP CHART

LAP 1		@ 17:23:33.857	LAP 2		@ 17:25:44.865	LAP 3		@ 17:27:55.422	LAP 4		@ 17:30:05.457	LAP 5		@ 17:32:15.549
NO	BEHIND	LAP TIME	NO	BEHIND	LAP TIME	NO	BEHIND	LAP TIME	NO	BEHIND	LAP TIME	NO	BEHIND	LAP TIME
5		2:18.998	**5**		2:11.008	**5**		2:10.557	**5**		2:10.035	**5**		2:10.092
1	2.516	2:21.514	**1**	4.941	2:13.433	**11**	6.553	2:11.186	**11**	7.393	2:10.875	**11**	7.286	2:09.985
11	6.253	2:25.251	**11**	5.924	2:10.679	**1**	9.843	2:15.459	**1**	14.156	2:14.348	**1**	18.352	2:14.288
57	11.063	2:30.061	**53**	18.274	2:18.101	**53**	26.015	2:18.298	**53**	34.536	2:18.556	**53**	42.928	2:18.484
53	11.181	2:30.179	**46**	18.671	2:17.847	**46**	26.535	2:18.421	**46**	35.743	2:19.243	**46**	43.439	2:17.788
6	11.508	2:30.506	**57**	21.979	2:21.924	**57**	32.544	2:21.122	**57**	43.720	2:21.211	**57**	52.829	2:19.201
46	11.832	2:30.830	**6**	22.934	2:22.434	**6**	34.280	2:21.903	**6**	45.528	2:21.283	**6**	55.721	2:20.285
34	12.588	2:31.586	**34**	23.210	2:21.630	**34**	34.718	2:22.065	**34**	45.840	2:21.157	**34**	55.959	2:20.211
14	22.210	2:41.208	**14**	41.476	2:30.274	**14**	1:01.075	2:30.156	**14**	1:17.959	2:26.919	**14**	1:35.164	2:27.297

Weather / Track : Bright / Dry

Snetterton 300: 2.9689 miles
Date: 23/04/2022 Start: 17:21 Finish: 17:43

HSCC Historic Formula 3 Championship

RACE 7 - LAP CHART

LAP 6		@ 17:34:25.529
NO	BEHIND	LAP TIME
5		2:09.980
11	7.557	2:10.251
1	22.564	2:14.192
46	51.120	2:17.661
53	51.297	2:18.349
57	1:01.639	2:18.790
6	1:05.620	2:19.879
34	1:22.448	2:36.469
14	1:50.278	2:25.094

LAP 7		@ 17:36:35.143
NO	BEHIND	LAP TIME
5		2:09.614
11	7.754	2:09.811
1	25.631	2:12.681
53	58.672	2:16.989
46	59.583	2:18.077
57	1:09.468	2:17.443
6	1:17.571	2:21.565
34	1:39.671	2:26.837
14	2:04.788	2:24.124

LAP 8		@ 17:38:44.921
NO	BEHIND	LAP TIME
5		2:09.778
11	8.554	2:10.578
1	29.189	2:13.336
46	1:06.726	2:16.921
53	1:06.879	2:17.985
57	1:15.898	2:16.208
6	1:29.311	2:21.518
34	1:56.408	2:26.515

LAP 9		@ 17:40:55.404
NO	BEHIND	LAP TIME
5		2:10.483
11	8.842	2:10.771
14	1 Lap	2:25.502
1	31.857	2:13.151
53	1:13.316	2:16.920
46	1:13.994	2:17.751
57	1:19.727	2:14.312
6	1:42.463	2:23.635

LAP 10		@ 17:43:08.100
NO	BEHIND	LAP TIME
5		2:12.696
34	1 Lap	2:27.194
11	5.845	2:09.699
14	1 Lap	2:24.257
1	32.786	2:13.625
53	1:17.328	2:16.708
46	1:17.895	2:16.597
57	1:22.302	2:15.271
6	1:53.176	2:23.409

Weather / Track : Bright / Dry

Snetterton 300: 2.9689 miles
Date: 23/04/2022 Start: 17:21 Finish: 17:43

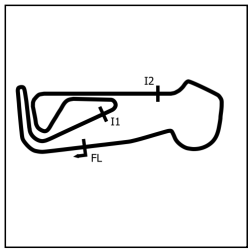

HSCC Historic Formula 3 Championship

RACE 7 - SECTOR ANALYSIS

SECTOR 1 = FL to I1, SECTOR 2 = I1 to I2, SECTOR 3 = I2 to FL, DIFF = Difference To Personal Best Lap, P = Crossed Finish Line in Pit Lane, D = Time Disallowed

P1 5 B Samuel HARRISON — Chevron B15

IDEAL LAP TIME : 2:09.298 BEST LAP TIME : 2:09.614 DIFFERENCE : 0.316

LAP	SECTOR 1		SECTOR 2		SECTOR 3		LAP TIME	MPH	DIFF	TIME OF DAY
1 -		95.4	47.348	106.0	42.644	105.3	2:18.998	76.89	9.384	17:23:33.857
2 -	41.534	98.6	46.998	106.6	42.476	106.1	2:11.008	81.58	1.394	17:25:44.865
3 -	41.339	97.5	46.755	106.6	42.463	105.5	2:10.557	81.86	0.943	17:27:55.422
4 -	41.214	97.3	46.504	106.8	42.317	106.3	2:10.035	82.19	0.421	17:30:05.457
5 -	41.092	98.2	46.598	107.3	42.402	106.3	2:10.092	82.15	0.478	17:32:15.549
6 -	41.050	98.3	46.436	107.2	42.494	105.6	2:09.980 (3)	82.22	0.366	17:34:25.529
7 -	41.105	98.1	***46.293***	***107.8***	***42.216***	106.0	***2:09.614*** (1)	***82.46***		***17:36:35.143***
8 -	40.954	***99.4***	46.494	107.5	42.330	***106.5***	2:09.778 (2)	82.35	0.164	17:38:44.921
9 -	***40.789***	***99.4***	47.155	***107.8***	42.539	106.3	2:10.483	81.91	0.869	17:40:55.404
10 -	41.232	98.8	46.723	107.5	44.741	105.8	2:12.696	80.54	3.082	17:43:08.100

P2 11 B Ian BANKHURST — Alexis Mk8

IDEAL LAP TIME : 2:09.181 BEST LAP TIME : 2:09.699 DIFFERENCE : 0.518

LAP	SECTOR 1		SECTOR 2		SECTOR 3		LAP TIME	MPH	DIFF	TIME OF DAY
1 -		99.1	48.169	113.9	43.795	110.9	2:25.251	73.58	15.552	17:23:40.110
2 -	41.318	103.0	46.901	114.3	42.460	110.9	2:10.679	81.78	0.980	17:25:50.789
3 -	41.171	103.0	47.027	112.5	42.988	110.3	2:11.186	81.47	1.487	17:28:01.975
4 -	41.226	100.6	46.705	112.7	42.944	110.7	2:10.875	81.66	1.176	17:30:12.850
5 -	41.131	101.2	***46.140***	113.7	42.714	110.7	2:09.985 (3)	82.22	0.286	17:32:22.835
6 -	41.284	100.4	46.612	113.1	***42.355***	***111.1***	2:10.251	82.05	0.552	17:34:33.086
7 -	***40.686***	102.1	46.698	***114.5***	42.427	110.3	2:09.811 (2)	82.33	0.112	17:36:42.897
8 -	41.209	***103.2***	46.558	113.7	42.811	110.9	2:10.578	81.85	0.879	17:38:53.475
9 -	40.721	102.4	46.524	114.3	43.526	110.7	2:10.771	81.73	1.072	17:41:04.246
10 -	40.825	102.9	46.355	112.9	42.519	110.7	***2:09.699*** (1)	***82.40***		***17:43:13.945***

P3 1 B Simon ARMER — March 703

IDEAL LAP TIME : 2:12.528 BEST LAP TIME : 2:12.681 DIFFERENCE : 0.153

LAP	SECTOR 1		SECTOR 2		SECTOR 3		LAP TIME	MPH	DIFF	TIME OF DAY
1 -		93.5	47.222	103.7	44.925	107.5	2:21.514	75.52	8.833	17:23:36.373
2 -	41.920	99.7	47.480	110.9	44.033	108.4	2:13.433	80.10	0.752	17:25:49.806
3 -	42.057	98.2	47.970	111.6	45.432	108.0	2:15.459	78.90	2.778	17:28:05.265
4 -	42.006	99.4	47.524	111.4	44.818	***108.5***	2:14.348	79.55	1.667	17:30:19.613
5 -	41.829	99.2	47.414	112.2	45.045	107.3	2:14.288	79.59	1.607	17:32:33.901
6 -	42.038	98.8	47.393	111.8	44.761	107.8	2:14.192	79.64	1.511	17:34:48.093
7 -	41.819	100.4	***46.891***	***112.4***	***43.971***	107.8	***2:12.681*** (1)	***80.55***		***17:37:00.774***
8 -	41.830	100.4	47.184	111.2	44.322	108.0	2:13.336 (3)	80.15	0.655	17:39:14.110
9 -	***41.666***	***100.6***	47.114	112.2	44.371	***108.5***	2:13.151 (2)	80.27	0.470	17:41:27.261
10 -	42.156	100.0	47.042	112.0	44.427	107.8	2:13.625	79.98	0.944	17:43:40.886

P4 53 B Josh SHARP — Chevron B17

IDEAL LAP TIME : 2:16.118 BEST LAP TIME : 2:16.708 DIFFERENCE : 0.590

LAP	SECTOR 1		SECTOR 2		SECTOR 3		LAP TIME	MPH	DIFF	TIME OF DAY
1 -		97.8	49.616	113.3	48.789	111.4	2:30.179	71.16	13.471	17:23:45.038
2 -	43.308	***99.7***	48.620	114.5	46.173	110.0	2:18.101	77.39	1.393	17:26:03.139
3 -	43.475	98.8	48.926	111.2	45.897	109.2	2:18.298	77.28	1.590	17:28:21.437
4 -	43.337	98.3	49.111	118.1	46.108	109.6	2:18.556	77.13	1.848	17:30:39.993
5 -	43.350	95.8	49.068	112.2	46.066	109.1	2:18.484	77.17	1.776	17:32:58.477
6 -	43.469	98.1	48.291	***119.8***	46.589	***112.9***	2:18.349	77.25	1.641	17:35:16.826
7 -	***42.510***	99.1	48.697	113.9	45.782	108.7	2:16.989 (3)	78.02	0.281	17:37:33.815
8 -	43.087	99.2	48.377	114.9	46.521	***112.9***	2:17.985	77.45	1.277	17:39:51.800
9 -	43.051	***99.7***	47.924	116.5	45.945	110.0	2:16.920 (2)	78.06	0.212	17:42:08.720
10 -	43.100	99.2	***47.845***	116.5	***45.763***	108.7	***2:16.708*** (1)	***78.18***		***17:44:25.428***

Weather / Track : Bright / Dry

Snetterton 300: 2.9689 miles
Date: 23/04/2022 Start: 17:21 Finish: 17:43

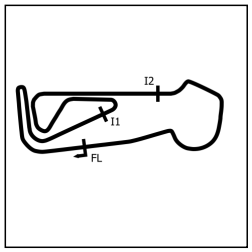

HSCC Historic Formula 3 Championship

RACE 7 - SECTOR ANALYSIS

SECTOR 1 = FL to I1, SECTOR 2 = I1 to I2, SECTOR 3 = I2 to FL, DIFF = Difference To Personal Best Lap, P = Crossed Finish Line in Pit Lane, D = Time Disallowed

P5 46 B Mike LAMPLOUGH — Chevron B15

IDEAL LAP TIME : 2:16.191 BEST LAP TIME : 2:16.597 DIFFERENCE : 0.406

LAP	SECTOR 1		SECTOR 2		SECTOR 3		LAP TIME	MPH	DIFF	TIME OF DAY
1 -		98.9	49.302	110.0	48.267	***112.9***	2:30.830	70.86	14.233	17:23:45.689
2 -	42.960	***105.6***	48.316	112.9	46.571	111.6	2:17.847	77.53	1.250	17:26:03.536
3 -	43.508	104.0	49.013	111.1	***45.900***	112.0	2:18.421	77.21	1.824	17:28:21.957
4 -	43.020	102.2	48.829	112.0	47.394	110.3	2:19.243	76.75	2.646	17:30:41.200
5 -	43.245	101.9	48.324	115.1	46.219	111.4	2:17.788	77.56	1.191	17:32:58.988
6 -	43.010	102.2	48.144	115.1	46.507	110.5	2:17.661 **(3)**	77.64	1.064	17:35:16.649
7 -	43.169	103.0	48.409	***117.1***	46.499	110.0	2:18.077	77.40	1.480	17:37:34.726
8 -	42.468	103.4	48.083	115.1	46.370	109.8	2:16.921 **(2)**	78.06	0.324	17:39:51.647
9 -	43.248	102.1	47.897	115.5	46.606	110.9	2:17.751	77.58	1.154	17:42:09.398
10 -	***42.458***	102.9	***47.833***	115.1	46.306	111.4	***2:16.597*** **(1)**	***78.24***		***17:44:25.995***

P6 57 B Simon HAUGHTON — Chevron B15

IDEAL LAP TIME : 2:14.033 BEST LAP TIME : 2:14.312 DIFFERENCE : 0.279

LAP	SECTOR 1		SECTOR 2		SECTOR 3		LAP TIME	MPH	DIFF	TIME OF DAY
1 -		97.8	49.947	108.2	48.693	108.5	2:30.061	71.22	15.749	17:23:44.920
2 -	44.811	***101.5***	49.921	102.9	47.192	109.6	2:21.924	75.30	7.612	17:26:06.844
3 -	44.652	98.3	49.655	110.9	46.815	110.3	2:21.122	75.73	6.810	17:28:27.966
4 -	44.396	95.5	49.630	108.4	47.185	108.7	2:21.211	75.68	6.899	17:30:49.177
5 -	43.877	96.9	49.060	110.3	46.264	108.9	2:19.201	76.78	4.889	17:33:08.378
6 -	43.379	94.5	49.379	111.4	46.032	110.3	2:18.790	77.00	4.478	17:35:27.168
7 -	43.073	100.3	48.532	113.7	45.838	109.8	2:17.443	77.76	3.131	17:37:44.611
8 -	43.109	100.9	47.913	112.9	45.186	110.3	2:16.208 **(3)**	78.46	1.896	17:40:00.819
9 -	***42.033***	98.8	47.804	***113.9***	***44.475***	***110.5***	***2:14.312*** **(1)**	***79.57***		***17:42:15.131***
10 -	42.920	100.0	***47.525***	112.2	44.826	110.3	2:15.271 **(2)**	79.01	0.959	17:44:30.402

P7 6 B Leif BOSSON — Brabham BT28

IDEAL LAP TIME : 2:19.562 BEST LAP TIME : 2:19.879 DIFFERENCE : 0.317

LAP	SECTOR 1		SECTOR 2		SECTOR 3		LAP TIME	MPH	DIFF	TIME OF DAY
1 -		98.8	49.289	***115.9***	48.124	109.4	2:30.506	71.01	10.627	17:23:45.365
2 -	45.021	***101.5***	49.894	108.2	47.519	***110.9***	2:22.434	75.03	2.555	17:26:07.799
3 -	45.513	97.3	49.363	112.9	47.027	108.9	2:21.903	75.31	2.024	17:28:29.702
4 -	44.558	99.4	49.454	113.9	47.271	108.2	2:21.283 **(3)**	75.65	1.404	17:30:50.985
5 -	44.963	98.1	48.979	114.5	***46.343***	108.0	2:20.285 **(2)**	76.18	0.406	17:33:11.270
6 -	***44.326***	98.2	***48.893***	113.1	46.660	107.5	***2:19.879*** **(1)**	***76.40***		***17:35:31.149***
7 -	44.439	98.5	49.448	113.1	47.678	106.8	2:21.565	75.49	1.686	17:37:52.714
8 -	44.974	96.6	49.261	112.2	47.283	107.2	2:21.518	75.52	1.639	17:40:14.232
9 -	45.233	95.3	50.598	108.7	47.804	107.2	2:23.635	74.41	3.756	17:42:37.867
10 -	45.207	94.9	50.555	109.2	47.647	105.6	2:23.409	74.52	3.530	17:45:01.276

P8 34 B Gil DUFFY — Brabham BT21B

IDEAL LAP TIME : 2:20.211 BEST LAP TIME : 2:20.211 DIFFERENCE : 0.000

LAP	SECTOR 1		SECTOR 2		SECTOR 3		LAP TIME	MPH	DIFF	TIME OF DAY
1 -		98.3	50.342	***110.1***	47.441	110.9	2:31.586	70.50	11.375	17:23:46.445
2 -	44.255	***104.5***	49.998	106.5	47.377	***112.5***	2:21.630 **(3)**	75.46	1.419	17:26:08.075
3 -	45.404	88.3	50.092	109.8	***46.569***	108.5	2:22.065	75.23	1.854	17:28:30.140
4 -	44.286	93.7	49.576	103.5	47.295	109.8	2:21.157 **(2)**	75.71	0.946	17:30:51.297
5 -	***44.123***	100.6	***49.519***	105.5	***46.569***	109.1	***2:20.211*** **(1)**	***76.22***		***17:33:11.508***
6 -	53.447	94.9	52.091	100.4	50.931	104.0	2:36.469	68.30	16.258	17:35:47.977
7 -	46.076	91.0	51.617	102.9	49.144	106.5	2:26.837	72.78	6.626	17:38:14.814
8 -	45.058	93.8	52.072	101.5	49.385	106.5	2:26.515	72.94	6.304	17:40:41.329
9 -	45.277	92.4	51.979	100.9	49.938	96.9	2:27.194	72.61	6.983	17:43:08.523

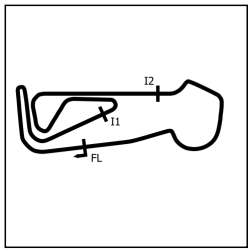

HSCC Historic Formula 3 Championship

RACE 7 - SECTOR ANALYSIS

SECTOR 1 = FL to I1, SECTOR 2 = I1 to I2, SECTOR 3 = I2 to FL, DIFF = Difference To Personal Best Lap, P = Crossed Finish Line in Pit Lane, D = Time Disallowed

P9 14 B Simon ETHERINGTON Brabham BT15

IDEAL LAP TIME : 2:23.958 BEST LAP TIME : 2:24.124 DIFFERENCE : 0.166

LAP	SECTOR 1		SECTOR 2		SECTOR 3		LAP TIME	MPH	DIFF	TIME OF DAY
1 -		91.1	53.840	103.7	50.828	99.7	2:41.208	66.29	17.084	17:23:56.067
2 -	46.967	93.4	53.164	105.3	50.143	99.4	2:30.274	71.12	6.150	17:26:26.341
3 -	47.671	90.9	52.853	105.0	49.632	100.0	2:30.156	71.17	6.032	17:28:56.497
4 -	46.070	92.4	51.967	104.5	48.882	100.0	2:26.919	72.74	2.795	17:31:23.416
5 -	46.610	92.3	52.040	105.6	48.647	100.1	2:27.297	72.56	3.173	17:33:50.713
6 -	45.834	92.6	51.287	***107.3***	47.973	100.1	2:25.094 **(3)**	73.66	0.970	17:36:15.807
7 -	45.118	94.3	51.050	106.8	***47.956***	100.6	***2:24.124*** **(1)**	***74.15***		***17:38:39.931***
8 -	45.253	94.1	51.580	106.8	48.669	***101.8***	2:25.502	73.45	1.378	17:41:05.433
9 -	***45.082***	***94.5***	***50.920***	106.5	48.255	101.2	2:24.257 **(2)**	74.09	0.133	17:43:29.690

Weather / Track : Bright / Dry

Snetterton 300: 2.9689 miles
Date: 23/04/2022 Start: 17:21 Finish: 17:43

HSCC Historic Formula 3 Championship

RACE 7 - BEST SECTORS

SECTOR 1				SECTOR 2				SECTOR 3			
POS	NO	NAME	TIME	NO	NAME	TIME	NO	NAME	TIME
1	**11**	BANKHURST	**40.686**	**11**	BANKHURST	**46.140**	**5**	HARRISON	**42.216**
2	**5**	HARRISON	**40.789**	**5**	HARRISON	**46.293**	**11**	BANKHURST	**42.355**
3	**1**	ARMER	**41.666**	**1**	ARMER	**46.891**	**1**	ARMER	**43.971**
4	**57**	HAUGHTON	**42.033**	**57**	HAUGHTON	**47.525**	**57**	HAUGHTON	**44.475**
5	**46**	LAMPLOUGH	**42.458**	**46**	LAMPLOUGH	**47.833**	**53**	SHARP	**45.763**
6	**53**	SHARP	**42.510**	**53**	SHARP	**47.845**	**46**	LAMPLOUGH	**45.900**
7	**34**	DUFFY	**44.123**	**6**	BOSSON	**48.893**	**6**	BOSSON	**46.343**
8	**6**	BOSSON	**44.326**	**34**	DUFFY	**49.519**	**34**	DUFFY	**46.569**
9	**14**	ETHERINGTON	**45.082**	**14**	ETHERINGTON	**50.920**	**14**	ETHERINGTON	**47.956**

IDEAL / BEST COMPARISON					
POS	NO	NAME	IDEAL	BEST	DIFF
		PERFECT LAP	**2:09.042**		
1	**11**	BANKHURST	2:09.181	2:09.699	**0.518**
2	**5**	HARRISON	2:09.298	2:09.614	**0.316**
3	**1**	ARMER	2:12.528	2:12.681	**0.153**
4	**57**	HAUGHTON	2:14.033	2:14.312	**0.279**
5	**53**	SHARP	2:16.118	2:16.708	**0.590**
6	**46**	LAMPLOUGH	2:16.191	2:16.597	**0.406**
7	**6**	BOSSON	2:19.562	2:19.879	**0.317**
8	**34**	DUFFY	2:20.211	2:20.211	**0.000**
9	**14**	ETHERINGTON	2:23.958	2:24.124	**0.166**

Weather / Track : Bright / Dry

Snetterton 300: 2.9689 miles
Date: 23/04/2022 Start: 17:21 Finish: 17:43

Results can be found at www.tsl-timing.com

Printed - 17:46 Saturday, 23 April 2022

HSCC Historic Formula 3 Championship

RACE 7 - BEST SPEEDS

	INTERMEDIATE 1			INTERMEDIATE 2			FINISH LINE		
POS	NO	NAME	MPH	NO	NAME	MPH	NO	NAME	MPH
1	**46**	LAMPLOUGH	**105.6**	**53**	SHARP	**119.8**	**53**	SHARP	**112.9**
2	**34**	DUFFY	**104.5**	**46**	LAMPLOUGH	**117.1**	**46**	LAMPLOUGH	**112.9**
3	**11**	BANKHURST	**103.2**	**6**	BOSSON	**115.9**	**34**	DUFFY	**112.5**
4	**57**	HAUGHTON	**101.5**	**11**	BANKHURST	**114.5**	**11**	BANKHURST	**111.1**
5	**6**	BOSSON	**101.5**	**57**	HAUGHTON	**113.9**	**6**	BOSSON	**110.9**
6	**1**	ARMER	**100.6**	**1**	ARMER	**112.4**	**57**	HAUGHTON	**110.5**
7	**53**	SHARP	**99.7**	**34**	DUFFY	**110.1**	**1**	ARMER	**108.5**
8	**5**	HARRISON	**99.4**	**5**	HARRISON	**107.8**	**5**	HARRISON	**106.5**
9	**14**	ETHERINGTON	**94.5**	**14**	ETHERINGTON	**107.3**	**14**	ETHERINGTON	**101.8**

Weather / Track : Bright / Dry

Snetterton 300: 2.9689 miles
Date: 23/04/2022 Start: 17:21 Finish: 17:43

Results can be found at www.tsl-timing.com

Printed - 17:46 Saturday, 23 April 2022

HSCC Historic Formula 3 Championship

RACE 7 - STATISTICS

Competitors Started	9
Planned Start	2022-04-23 @ 17:25:00.000
Actual Start	2022-04-23 @ 17:21:14.858
Finish Time	2022-04-23 @ 17:43:07.342
Track Length	2.9689mi.
Total Laps	88
Total Distance Covered	261.2642mi.

Session Fastest Lap History

NO	NAME	LAP TIME	TIME OF DAY	LAP	VEHICLE
5	**Samuel HARRISON**	**2:18.998**	17:23:33.857	1	Chevron B15
5	**Samuel HARRISON**	**2:11.008**	17:25:44.882	2	Chevron B15
11	**Ian BANKHURST**	**2:10.679**	17:25:50.792	2	Alexis Mk8
5	**Samuel HARRISON**	**2:10.557**	17:27:55.439	3	Chevron B15
5	**Samuel HARRISON**	**2:10.035**	17:30:05.474	4	Chevron B15
11	**Ian BANKHURST**	**2:09.985**	17:32:22.838	5	Alexis Mk8
5	**Samuel HARRISON**	**2:09.980**	17:34:25.547	6	Chevron B15
5	**Samuel HARRISON**	**2:09.614**	17:36:35.160	7	Chevron B15

Session Leader History

NO	NAME	FROM LAP	LAPS LED	DISTANCE	VEHICLE
5	**Samuel HARRISON**	1	10	29.68 miles	Chevron B15

Flag History

TYPE	TIME OF DAY
GREEN	17:21:14.858
FINISH	17:43:07.342

Flag Statistics

TYPE	COUNT	TOTAL LAPS	TOTAL TIME
Green	1	10	23:59.507
Red	0	0	0.000
Safety Car	0	0	0.000
FCY	0	0	0.000

Sheet No:	Issue Time:

HSCC Historic Formula 3 Championship

RACE 14 - GRID (20 minutes)

ROW 5	9	14	Simon ETHERINGTON	2:24.124
	8	34	Gil DUFFY	2:20.211
ROW 4	7	6	Leif BOSSON	2:19.879
	6	53	Josh SHARP	2:16.708
ROW 3	5	46	Mike LAMPLOUGH	2:16.597
	4	57	Simon HAUGHTON	2:14.312
ROW 2	3	1	Simon ARMER	2:12.681
	2	11	Ian BANKHURST	2:09.699
ROW 1	1	5	Samuel HARRISON	2:09.614

Pole

Snetterton 300: 2.9689 miles

These results are provisional until the conclusion of any judicial and technical matters.

Clerk Of Course : Julian Floyd	Stewards :	Timekeeper : Nick Palmer

Results can be found at www.tsl-timing.com

Printed - 10:19 Sunday, 24 April 2022

Sheet No:	Issue Time:

HSCC Historic Formula 3 Championship

RACE 14 - CLASSIFICATION

POS	NO	NAME	ENTRY	LAPS	TIME	GAP	DIFF	MPH	BEST	ON
1	**5**	**Samuel HARRISON**	Chevron B15	**10**	21:26.427			83.08	**2:06.964**	6
2	**11**	**Ian BANKHURST**	Alexis Mk8	**10**	21:36.294	**9.867**	9.867	82.45	**2:07.704**	3
3	**1**	**Simon ARMER**	March 703	**10**	22:26.539	**1:00.112**	50.245	79.37	**2:12.407**	10
4	**57**	**Simon HAUGHTON**	Chevron B15	**10**	22:34.049	**1:07.622**	7.510	78.93	**2:12.774**	9
5	**53**	**Josh SHARP**	Chevron B17	**10**	22:44.759	**1:18.332**	10.710	78.31	**2:13.938**	9
6	**6***	**Leif BOSSON**	Brabham BT28	**10**	22:44.827	**1:18.400**	0.068	78.31	**2:13.585**	5
7	**46**	**Mike LAMPLOUGH**	Chevron B15	**10**	22:54.729	**1:28.302**	9.901	77.74	**2:15.999**	9
8	**34**	**Gil DUFFY**	Brabham BT21B	**10**	23:22.820	**1:56.393**	28.091	76.18	**2:17.978**	2
9	**14**	**Simon ETHERINGTON**	Brabham BT15	**9**	22:05.503	**1 Lap**	1 Lap	72.57	**2:24.727**	9

FASTEST LAP

5	**Samuel HARRISON**	Chevron B15	**6**	2:06.964	84.18 mph	135.47 kph

***Car 6 requires a working transponder - Regulation Q12.8.1 refers.**

Race Distance: 10 Laps / 29.68 miles
Snetterton 300: 2.9689 miles
Date: 24/04/2022 Start: 13:32 Finish: 13:53

Weather / Track : Sunny / Dry
These results are provisional until the conclusion of any judicial and technical matters.

Clerk Of Course : Julian Floyd	Stewards :	Timekeeper : Nick Palmer

HSCC Historic Formula 3 Championship

RACE 14 - LAP CHART

LAP 1		@ 13:34:53.238	LAP 2		@ 13:37:02.543	LAP 3		@ 13:39:10.110	LAP 4		@ 13:41:17.342	LAP 5		@ 13:43:24.786
NO	BEHIND	LAP TIME	NO	BEHIND	LAP TIME	NO	BEHIND	LAP TIME	NO	BEHIND	LAP TIME	NO	BEHIND	LAP TIME
5		2:16.347	**5**		2:09.305	**5**		2:07.567	**5**		2:07.232	**5**		2:07.444
11	0.148	2:16.495	**11**	1.044	2:10.201	**11**	1.181	2:07.704	**11**	1.668	2:07.719	**11**	2.948	2:08.724
1	3.563	2:19.910	**1**	8.547	2:14.289	**1**	16.259	2:15.279	**1**	24.188	2:15.161	**1**	31.334	2:14.590
57	7.014	2:23.361	**57**	14.633	2:16.924	**57**	23.786	2:16.720	**57**	32.592	2:16.038	**57**	39.203	2:14.055
46	9.582	2:25.929	**46**	16.523	2:16.246	**53**	27.262	2:18.160	**53**	35.129	2:15.099	**53**	41.944	2:14.259
53	10.085	2:26.432	**53**	16.669	2:15.889	**46**	27.311	2:18.355	**46**	36.370	2:16.291	**6**	42.715	2:13.585
6	11.278	2:27.625	**6**	19.201	2:17.228	**6**	27.922	2:16.288	**6**	36.574	2:15.884	**46**	45.039	2:16.113
34	11.859	2:28.206	**34**	20.532	2:17.978	**34**	31.581	2:18.616	**34**	43.421	2:19.072	**34**	54.740	2:18.763
14	19.512	2:35.859	**14**	37.857	2:27.650	**14**	57.721	2:27.431	**14**	1:16.551	2:26.062	**14**	1:34.296	2:25.189

Weather / Track : Sunny / Dry

Snetterton 300: 2.9689 miles
Date: 24/04/2022 Start: 13:32 Finish: 13:53

HSCC Historic Formula 3 Championship

RACE 14 - LAP CHART

LAP 6		@ 13:45:31.750
NO	BEHIND	LAP TIME
5		2:06.964
11	4.660	2:08.676
1	38.799	2:14.429
57	46.366	2:14.127
53	50.236	2:15.256
6	51.043	2:15.292
46	54.576	2:16.501
34	1:07.712	2:19.936
14	1:52.706	2:25.374

LAP 7		@ 13:47:38.794
NO	BEHIND	LAP TIME
5		2:07.044
11	6.219	2:08.603
1	45.370	2:13.615
57	52.322	2:13.000
6	59.169	2:15.170
53	59.505	2:16.313
46	1:04.288	2:16.756
34	1:21.163	2:20.495

LAP 8		@ 13:49:46.899
NO	BEHIND	LAP TIME
5		2:08.105
14	1 Lap	2:27.508
11	6.607	2:08.493
1	50.903	2:13.638
57	57.268	2:13.051
6	1:06.192	2:15.128
53	1:06.350	2:14.950
46	1:12.613	2:16.430
34	1:33.904	2:20.846

LAP 9		@ 13:51:54.972
NO	BEHIND	LAP TIME
5		2:08.073
11	8.356	2:09.822
14	1 Lap	2:25.703
1	56.051	2:13.221
57	1:01.969	2:12.774
6	1:12.031	2:13.912
53	1:12.215	2:13.938
46	1:20.539	2:15.999
34	1:45.016	2:19.185

LAP 10		@ 13:54:03.318
NO	BEHIND	LAP TIME
5		2:08.346
11	9.867	2:09.857
14	1 Lap	2:24.727
1	1:00.112	2:12.407
57	1:07.622	2:13.999
53	1:18.332	2:14.463
6	1:18.400	2:14.715
46	1:28.302	2:16.109
34	1:56.393	2:19.723

Weather / Track : Sunny / Dry

Snetterton 300: 2.9689 miles
Date: 24/04/2022 Start: 13:32 Finish: 13:53

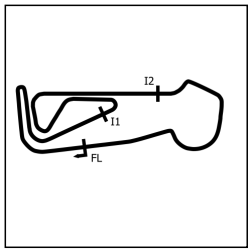

HSCC Historic Formula 3 Championship

RACE 14 - SECTOR ANALYSIS

SECTOR 1 = FL to I1, SECTOR 2 = I1 to I2, SECTOR 3 = I2 to FL, DIFF = Difference To Personal Best Lap, P = Crossed Finish Line in Pit Lane, D = Time Disallowed

P1 5 B Samuel HARRISON — Chevron B15

IDEAL LAP TIME : 2:06.771 BEST LAP TIME : 2:06.964 DIFFERENCE : 0.193

LAP	SECTOR 1		SECTOR 2		SECTOR 3		LAP TIME	MPH	DIFF	TIME OF DAY
1 -		99.8	46.466	***112.9***	42.049	105.3	2:16.347	78.38	9.383	13:34:53.238
2 -	41.483	***102.7***	46.150	108.4	41.672	105.1	2:09.305	82.65	2.341	13:37:02.543
3 -	40.391	98.6	45.614	108.2	41.562	105.6	2:07.567	83.78	0.603	13:39:10.110
4 -	40.219	98.2	45.745	108.7	***41.268***	105.5	2:07.232 **(3)**	84.00	0.268	13:41:17.342
5 -	40.333	97.6	45.623	110.1	41.488	106.0	2:07.444	83.86	0.480	13:43:24.786
6 -	40.109	97.9	45.540	107.8	41.315	***106.5***	***2:06.964*** **(1)**	***84.18***		***13:45:31.750***
7 -	***39.983***	98.2	***45.520***	108.5	41.541	106.0	2:07.044 **(2)**	84.12	0.080	13:47:38.794
8 -	40.291	98.5	45.694	108.7	42.120	105.8	2:08.105	83.43	1.141	13:49:46.899
9 -	40.376	98.3	45.831	109.4	41.866	105.1	2:08.073	83.45	1.109	13:51:54.972
10 -	40.418	98.8	46.048	110.5	41.880	104.5	2:08.346	83.27	1.382	13:54:03.318

P2 11 B Ian BANKHURST — Alexis Mk8

IDEAL LAP TIME : 2:07.399 BEST LAP TIME : 2:07.704 DIFFERENCE : 0.305

LAP	SECTOR 1		SECTOR 2		SECTOR 3		LAP TIME	MPH	DIFF	TIME OF DAY
1 -		101.9	47.021	112.9	42.315	***112.7***	2:16.495	78.30	8.791	13:34:53.386
2 -	41.187	101.0	46.739	***116.5***	42.275	111.1	2:10.201	82.08	2.497	13:37:03.587
3 -	***39.990***	***103.7***	45.790	115.1	41.924	110.7	***2:07.704*** **(1)**	***83.69***		***13:39:11.291***
4 -	40.310	102.6	***45.605***	115.5	***41.804***	110.5	2:07.719 **(2)**	83.68	0.015	13:41:19.010
5 -	40.195	103.5	46.237	115.9	42.292	110.3	2:08.724	83.03	1.020	13:43:27.734
6 -	40.427	102.1	45.938	114.3	42.311	110.7	2:08.676	83.06	0.972	13:45:36.410
7 -	40.532	102.4	45.774	114.7	42.297	108.4	2:08.603	83.10	0.899	13:47:45.013
8 -	40.362	101.9	46.244	114.3	41.887	111.1	2:08.493 **(3)**	83.18	0.789	13:49:53.506
9 -	41.343	102.4	46.216	115.1	42.263	110.5	2:09.822	82.32	2.118	13:52:03.328
10 -	41.146	102.7	46.127	116.3	42.584	110.0	2:09.857	82.30	2.153	13:54:13.185

P3 1 B Simon ARMER — March 703

IDEAL LAP TIME : 2:11.898 BEST LAP TIME : 2:12.407 DIFFERENCE : 0.509

LAP	SECTOR 1		SECTOR 2		SECTOR 3		LAP TIME	MPH	DIFF	TIME OF DAY
1 -		99.2	47.490	111.6	***43.759***	107.3	2:19.910	76.39	7.503	13:34:56.801
2 -	42.203	100.0	47.491	110.9	44.595	108.0	2:14.289	79.59	1.882	13:37:11.090
3 -	42.233	100.3	47.860	110.5	45.186	107.2	2:15.279	79.00	2.872	13:39:26.369
4 -	42.171	100.3	47.874	111.4	45.116	107.0	2:15.161	79.07	2.754	13:41:41.530
5 -	42.146	100.1	47.596	111.2	44.848	***108.2***	2:14.590	79.41	2.183	13:43:56.120
6 -	42.396	99.8	47.138	111.2	44.895	***108.2***	2:14.429	79.50	2.022	13:46:10.549
7 -	42.295	99.4	46.977	112.2	44.343	107.2	2:13.615 **(3)**	79.99	1.208	13:48:24.164
8 -	42.513	99.7	47.061	111.8	44.064	107.3	2:13.638	79.97	1.231	13:50:37.802
9 -	41.777	***101.3***	46.916	112.5	44.528	107.2	2:13.221 **(2)**	80.22	0.814	13:52:51.023
10 -	***41.481***	101.0	***46.658***	***113.9***	44.268	107.5	***2:12.407*** **(1)**	***80.72***		***13:55:03.430***

P4 57 B Simon HAUGHTON — Chevron B15

IDEAL LAP TIME : 2:12.367 BEST LAP TIME : 2:12.774 DIFFERENCE : 0.407

LAP	SECTOR 1		SECTOR 2		SECTOR 3		LAP TIME	MPH	DIFF	TIME OF DAY
1 -		100.9	48.353	112.0	45.295	108.7	2:23.361	74.55	10.587	13:35:00.252
2 -	42.973	100.0	48.370	112.9	45.581	109.6	2:16.924	78.05	4.150	13:37:17.176
3 -	42.796	100.9	48.586	112.0	45.338	110.7	2:16.720	78.17	3.946	13:39:33.896
4 -	43.015	100.1	48.111	112.7	44.912	109.8	2:16.038	78.56	3.264	13:41:49.934
5 -	42.178	101.5	47.725	113.5	44.152	110.3	2:14.055	79.72	1.281	13:44:03.989
6 -	42.133	99.2	47.333	113.9	44.661	***111.2***	2:14.127	79.68	1.353	13:46:18.116
7 -	41.805	100.1	46.920	114.7	44.275	110.5	2:13.000 **(2)**	80.36	0.226	13:48:31.116
8 -	42.215	100.4	46.986	114.7	***43.850***	109.8	2:13.051 **(3)**	80.33	0.277	13:50:44.167
9 -	***41.681***	101.3	***46.836***	***115.3***	44.257	109.8	***2:12.774*** **(1)**	***80.49***		***13:52:56.941***
10 -	41.963	***102.1***	47.633	114.9	44.403	109.4	2:13.999	79.76	1.225	13:55:10.940

Weather / Track : Sunny / Dry

Snetterton 300: 2.9689 miles
Date: 24/04/2022 Start: 13:32 Finish: 13:53

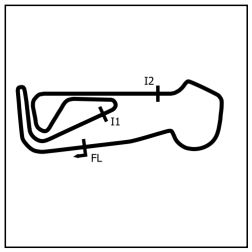

HSCC Historic Formula 3 Championship

RACE 14 - SECTOR ANALYSIS

SECTOR 1 = FL to I1, SECTOR 2 = I1 to I2, SECTOR 3 = I2 to FL, DIFF = Difference To Personal Best Lap, P = Crossed Finish Line in Pit Lane, D = Time Disallowed

P5 53 B Josh SHARP — Chevron B17

IDEAL LAP TIME : 2:12.953 BEST LAP TIME : 2:13.938 DIFFERENCE : 0.985

LAP	SECTOR 1		SECTOR 2		SECTOR 3		LAP TIME	MPH	DIFF	TIME OF DAY
1 -		98.5	48.560	118.1	46.273	110.9	2:26.432	72.98	12.494	13:35:03.323
2 -	42.689	***103.7***	48.098	116.3	45.102	***113.5***	2:15.889	78.65	1.951	13:37:19.212
3 -	43.285	95.7	47.984	117.3	46.891	110.1	2:18.160	77.36	4.222	13:39:37.372
4 -	42.442	100.7	47.690	116.1	44.967	109.6	2:15.099	79.11	1.161	13:41:52.471
5 -	***42.116***	101.8	47.515	113.7	44.628	110.5	2:14.259 **(2)**	79.60	0.321	13:44:06.730
6 -	42.813	100.9	47.492	***118.7***	44.951	110.3	2:15.256	79.02	1.318	13:46:21.986
7 -	42.531	100.0	48.318	113.9	45.464	112.0	2:16.313	78.40	2.375	13:48:38.299
8 -	43.262	102.9	46.977	117.7	44.711	109.6	2:14.950	79.20	1.012	13:50:53.249
9 -	43.101	99.7	***46.964***	117.9	***43.873***	112.4	***2:13.938*** **(1)**	***79.79***		***13:53:07.187***
10 -	42.482	101.0	47.320	115.9	44.661	100.1	2:14.463 **(3)**	79.48	0.525	13:55:21.650

P6 6 B Leif BOSSON — Brabham BT28

IDEAL LAP TIME : BEST LAP TIME : 2:13.585 DIFFERENCE :

LAP	SECTOR 1	SECTOR 2	SECTOR 3	LAP TIME	MPH	DIFF	TIME OF DAY
1 -				2:27.625	72.39	14.040	13:35:04.516
2 -				2:17.228	77.88	3.643	13:37:21.744
3 -				2:16.288	78.42	2.703	13:39:38.032
4 -				2:15.884	78.65	2.299	13:41:53.916
5 -				***2:13.585*** **(1)**	***80.00***		***13:44:07.501***
6 -				2:15.292	79.00	1.707	13:46:22.793
7 -				2:15.170	79.07	1.585	13:48:37.963
8 -				2:15.128	79.09	1.543	13:50:53.091
9 -				2:13.912 **(2)**	79.81	0.327	13:53:07.003
10 -				2:14.715 **(3)**	79.33	1.130	13:55:21.718

P7 46 B Mike LAMPLOUGH — Chevron B15

IDEAL LAP TIME : 2:15.481 BEST LAP TIME : 2:15.999 DIFFERENCE : 0.518

LAP	SECTOR 1		SECTOR 2		SECTOR 3		LAP TIME	MPH	DIFF	TIME OF DAY
1 -		101.3	48.220	114.7	46.050	109.8	2:25.929	73.24	9.930	13:35:02.820
2 -	42.792	102.6	47.679	116.7	45.775	***110.7***	2:16.246	78.44	0.247	13:37:19.066
3 -	43.526	101.6	47.882	115.1	46.947	108.5	2:18.355	77.25	2.356	13:39:37.421
4 -	***42.450***	***105.5***	47.651	114.1	46.190	108.5	2:16.291	78.42	0.292	13:41:53.712
5 -	42.648	104.3	47.708	112.9	45.757	109.8	2:16.113 **(3)**	78.52	0.114	13:44:09.825
6 -	42.602	102.4	47.632	110.9	46.267	110.0	2:16.501	78.30	0.502	13:46:26.326
7 -	42.906	101.8	47.682	110.1	46.168	108.2	2:16.756	78.15	0.757	13:48:43.082
8 -	42.773	102.2	47.809	115.7	45.848	107.5	2:16.430	78.34	0.431	13:50:59.512
9 -	42.968	102.1	***47.526***	***117.5***	***45.505***	107.8	***2:15.999*** **(1)**	***78.58***		***13:53:15.511***
10 -	42.787	102.9	47.781	111.4	45.541	108.9	2:16.109 **(2)**	78.52	0.110	13:55:31.620

P8 34 B Gil DUFFY — Brabham BT21B

IDEAL LAP TIME : 2:17.720 BEST LAP TIME : 2:17.978 DIFFERENCE : 0.258

LAP	SECTOR 1		SECTOR 2		SECTOR 3		LAP TIME	MPH	DIFF	TIME OF DAY
1 -		94.7	49.268	106.6	46.135	***112.2***	2:28.206	72.11	10.228	13:35:05.097
2 -	42.785	***101.2***	49.062	***111.4***	***46.131***	110.3	***2:17.978*** **(1)**	***77.46***		***13:37:23.075***
3 -	42.974	100.7	49.105	106.6	46.537	109.8	2:18.616 **(2)**	77.10	0.638	13:39:41.691
4 -	43.281	99.8	***48.975***	106.1	46.816	107.3	2:19.072	76.85	1.094	13:42:00.763
5 -	42.972	98.5	49.205	104.0	46.586	110.1	2:18.763 **(3)**	77.02	0.785	13:44:19.526
6 -	43.244	98.5	49.268	105.6	47.424	109.4	2:19.936	76.37	1.958	13:46:39.462
7 -	43.169	94.5	50.108	100.1	47.218	108.7	2:20.495	76.07	2.517	13:48:59.957
8 -	43.074	98.6	49.853	106.5	47.919	107.5	2:20.846	75.88	2.868	13:51:20.803
9 -	***42.614***	99.1	49.413	106.6	47.158	106.8	2:19.185	76.79	1.207	13:53:39.988
10 -	43.162	92.8	49.623	105.3	46.938	106.8	2:19.723	76.49	1.745	13:55:59.711

HSCC Historic Formula 3 Championship

RACE 14 - SECTOR ANALYSIS

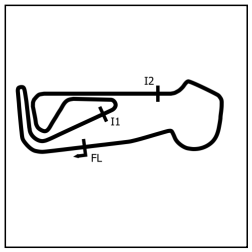

SECTOR 1 = FL to I1, SECTOR 2 = I1 to I2, SECTOR 3 = I2 to FL, DIFF = Difference To Personal Best Lap, P = Crossed Finish Line in Pit Lane, D = Time Disallowed

P9 14 B Simon ETHERINGTON Brabham BT15

IDEAL LAP TIME : 2:23.287 BEST LAP TIME : 2:24.727 DIFFERENCE : 1.440

LAP	SECTOR 1		SECTOR 2		SECTOR 3		LAP TIME	MPH	DIFF	TIME OF DAY
1 -		93.9	52.082	106.5	49.388	100.0	2:35.859	68.57	11.132	13:35:12.750
2 -	46.076	92.9	52.190	107.7	49.384	101.0	2:27.650	72.38	2.923	13:37:40.400
3 -	46.574	93.0	51.934	107.0	48.923	***101.2***	2:27.431	72.49	2.704	13:40:07.831
4 -	45.865	92.6	51.560	***108.7***	48.637	100.4	2:26.062	73.17	1.335	13:42:33.893
5 -	45.561	93.8	51.176	106.8	48.452	101.0	2:25.189 **(2)**	73.61	0.462	13:44:59.082
6 -	45.881	92.3	51.870	106.1	***47.623***	100.9	2:25.374 **(3)**	73.52	0.647	13:47:24.456
7 -	45.600	92.5	52.221	106.8	49.687	***101.2***	2:27.508	72.45	2.781	13:49:51.964
8 -	45.816	***95.3***	***50.620***	107.8	49.267	99.7	2:25.703	73.35	0.976	13:52:17.667
9 -	***45.044***	93.7	51.250	108.2	48.433	83.9	***2:24.727*** **(1)**	***73.84***		***13:54:42.394***

Weather / Track : Sunny / Dry

Snetterton 300: 2.9689 miles
Date: 24/04/2022 Start: 13:32 Finish: 13:53

HSCC Historic Formula 3 Championship

RACE 14 - BEST SECTORS

SECTOR 1				SECTOR 2				SECTOR 3			
POS	NO	NAME	TIME	NO	NAME	TIME	NO	NAME	TIME
1	**5**	HARRISON	**39.983**	**5**	HARRISON	**45.520**	**5**	HARRISON	**41.268**
2	**11**	BANKHURST	**39.990**	**11**	BANKHURST	**45.605**	**11**	BANKHURST	**41.804**
3	**1**	ARMER	**41.481**	**1**	ARMER	**46.658**	**1**	ARMER	**43.759**
4	**57**	HAUGHTON	**41.681**	**57**	HAUGHTON	**46.836**	**57**	HAUGHTON	**43.850**
5	**53**	SHARP	**42.116**	**53**	SHARP	**46.964**	**53**	SHARP	**43.873**
6	**46**	LAMPLOUGH	**42.450**	**46**	LAMPLOUGH	**47.526**	**46**	LAMPLOUGH	**45.505**
7	**34**	DUFFY	**42.614**	**34**	DUFFY	**48.975**	**34**	DUFFY	**46.131**
8	**14**	ETHERINGTON	**45.044**	**14**	ETHERINGTON	**50.620**	**14**	ETHERINGTON	**47.623**
9									

IDEAL / BEST COMPARISON					
POS	NO	NAME	IDEAL	BEST	DIFF
		PERFECT LAP	**2:06.771**		
1	**5**	HARRISON	2:06.771	2:06.964	**0.193**
2	**11**	BANKHURST	2:07.399	2:07.704	**0.305**
3	**1**	ARMER	2:11.898	2:12.407	**0.509**
4	**57**	HAUGHTON	2:12.367	2:12.774	**0.407**
5	**53**	SHARP	2:12.953	2:13.938	**0.985**
6	**46**	LAMPLOUGH	2:15.481	2:15.999	**0.518**
7	**34**	DUFFY	2:17.720	2:17.978	**0.258**
8	**14**	ETHERINGTON	2:23.287	2:24.727	**1.440**
9	**6**	BOSSON		2:13.585	

Weather / Track : Sunny / Dry

Snetterton 300: 2.9689 miles
Date: 24/04/2022 Start: 13:32 Finish: 13:53

Results can be found at www.tsl-timing.com

Printed - 13:57 Sunday, 24 April 2022

HSCC Historic Formula 3 Championship

RACE 14 - BEST SPEEDS

	INTERMEDIATE 1			INTERMEDIATE 2			FINISH LINE		
POS	NO	NAME	MPH	NO	NAME	MPH	NO	NAME	MPH
1	**46**	LAMPLOUGH	**105.5**	**53**	SHARP	**118.7**	**53**	SHARP	**113.5**
2	**11**	BANKHURST	**103.7**	**46**	LAMPLOUGH	**117.5**	**11**	BANKHURST	**112.7**
3	**53**	SHARP	**103.7**	**11**	BANKHURST	**116.5**	**34**	DUFFY	**112.2**
4	**5**	HARRISON	**102.7**	**57**	HAUGHTON	**115.3**	**57**	HAUGHTON	**111.2**
5	**57**	HAUGHTON	**102.1**	**1**	ARMER	**113.9**	**46**	LAMPLOUGH	**110.7**
6	**1**	ARMER	**101.3**	**5**	HARRISON	**112.9**	**1**	ARMER	**108.2**
7	**34**	DUFFY	**101.2**	**34**	DUFFY	**111.4**	**5**	HARRISON	**106.5**
8	**14**	ETHERINGTON	**95.3**	**14**	ETHERINGTON	**108.7**	**14**	ETHERINGTON	**101.2**
9									

Weather / Track : Sunny / Dry

Snetterton 300: 2.9689 miles
Date: 24/04/2022 Start: 13:32 Finish: 13:53

Results can be found at www.tsl-timing.com

Printed - 13:57 Sunday, 24 April 2022

HSCC Historic Formula 3 Championship

RACE 14 - STATISTICS

Competitors Started	9
Planned Start	2022-04-24 @ 13:30:00.000
Actual Start	2022-04-24 @ 13:32:36.890
Finish Time	2022-04-24 @ 13:53:39.989
Track Length	2.9689mi.
Total Laps	89
Total Distance Covered	264.2331mi.

Session Fastest Lap History

NO	NAME	LAP TIME	TIME OF DAY	LAP	VEHICLE
5	**Samuel HARRISON**	**2:16.347**	13:34:53.256	1	Chevron B15
5	**Samuel HARRISON**	**2:09.305**	13:37:02.560	2	Chevron B15
5	**Samuel HARRISON**	**2:07.567**	13:39:10.127	3	Chevron B15
5	**Samuel HARRISON**	**2:07.232**	13:41:17.359	4	Chevron B15
5	**Samuel HARRISON**	**2:06.964**	13:45:31.767	6	Chevron B15

Session Leader History

NO	NAME	FROM LAP	LAPS LED	DISTANCE	VEHICLE
5	**Samuel HARRISON**	1	10	29.68 miles	Chevron B15

Flag History

TYPE	TIME OF DAY
GREEN	13:32:36.890
FINISH	13:53:39.989

Flag Statistics

TYPE	COUNT	TOTAL LAPS	TOTAL TIME
Green	1	10	23:48.617
Red	0	0	0.000
Safety Car	0	0	0.000
FCY	0	0	0.000

HSCC HISTORIC FORMULA 3

1000cc F3 cars 1964-1970

HSCC Jim Russell Trophy

Snetterton 300

23rd / 24th April 2022

Timing & Results Provided by Timing Solutions Ltd

www.tsl-timing.com

Snetterton 300

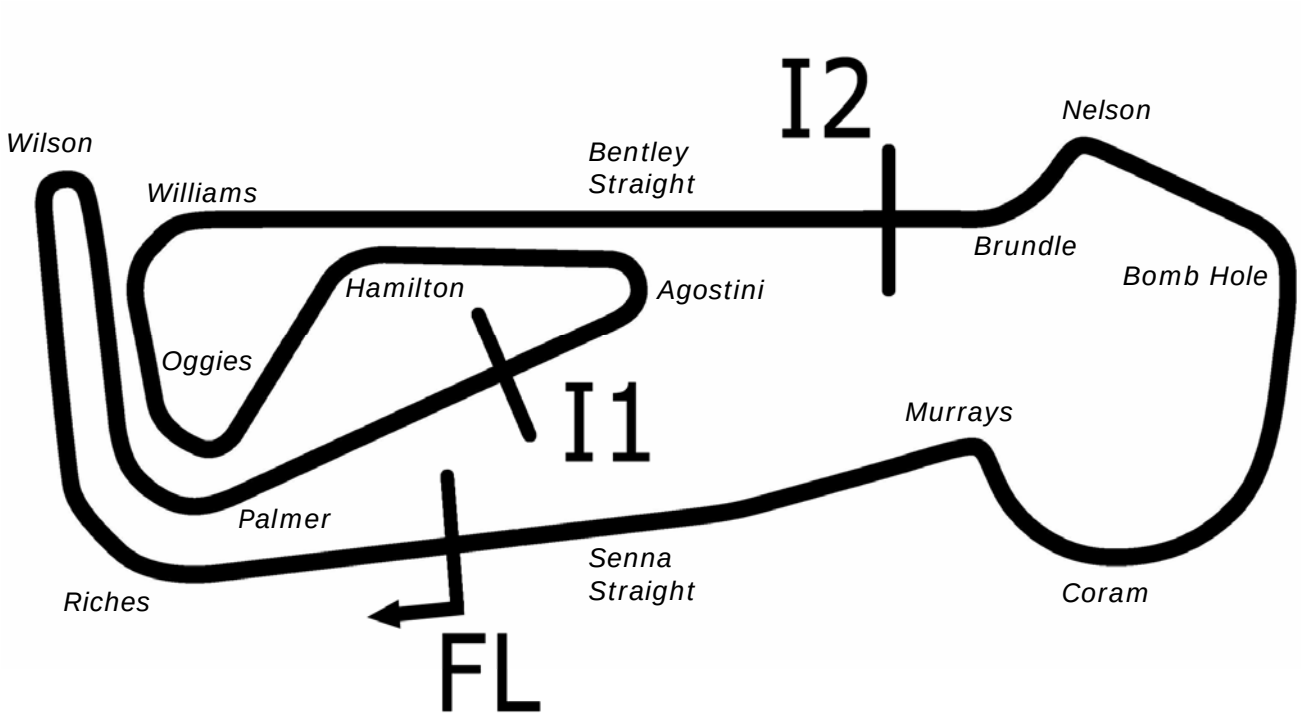

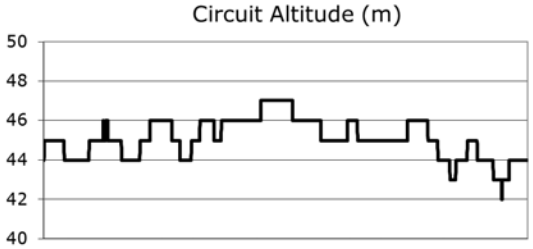

Length	2.9689 miles	4778.0 m	
FL		52.46340 N	0.94476 E
I1	1545m	52.46487 N	0.94466 E
I2	3198m	52.46617 N	0.94964 E
Pit Entry	4572m	52.46364 N	0.94774 E
Pit Exit	40m after FL	52.46338 N	0.94420 E

Pit Entry–Pit Exit 246m, 17.7s @50kph, 14.7s @60kph

All results available at www.tsl-timing.com

Sheet No:	Issue Time:

HSCC Historic Formula Ford Championship

QUALIFYING - RACE 1 - CLASSIFICATION

POS	NO	CL	PIC	NAME	ENTRY	TIME	ON	LAPS	GAP	DIFF	MPH
1	117		1	Tom MCARTHUR	Titan Mk4	2:05.292	6	10			85.30
2	8		2	Samuel HARRISON	Merlyn Mk20	2:05.346	6	8	0.054	0.054	85.26
3	43		3	Callum GRANT	Merlyn Mk20A	2:05.716	8	10	0.424	0.370	85.01
4	16		4	Simon TOYNE	Lola T200	2:06.897	10	10	1.605	1.181	84.22
5	17	50	1	Brian MORRIS	Lola T200	2:07.324	10	10	2.032	0.427	83.94
6	15		5	Matthew WRIGLEY	Merlyn Mk11A/20	2:07.396	8	8	2.104	0.072	83.89
7	70		6	Daniel STANZL	Elden Mk8	2:07.868	8	10	2.576	0.472	83.58
8	89	50	2	Tom PEARSON	Merlyn Mk11/17	2:08.784	9	9	3.492	0.916	82.99
9	69		7	Oliver CHAPMAN	Lola T200	2:09.048	9	9	3.756	0.264	82.82
10	36*	50	3	Rob SMITH	Merlyn Mk20	2:09.234	8	9	3.942	0.186	82.70
11	72		8	James RUSSELL	Merlyn Mk20	2:09.611	9	9	4.319	0.377	82.46
12	134		9	Scott RAWLINSON	Merlyn Mk11A	2:09.785	8	9	4.493	0.174	82.35
13	21		10	Ross DRYBROUGH	March 709	2:09.904	7	9	4.612	0.119	82.27
14	22	50	4	Tim BRISE	Merlyn Mk20	2:10.155	8	9	4.863	0.251	82.11
15	42		11	Cormac FLANAGAN	Alexis Mk14	2:10.699	9	9	5.407	0.544	81.77
16	41	50	5	Paul UNSWORTH	Lola T200	2:10.888	4	9	5.596	0.189	81.65
17	20	50	6	Kevin STANZL	Crossle 16F	2:11.535	8	9	6.243	0.647	81.25
18	76	50	7	Mark CARTER	Merlyn Mk20	2:12.684	8	8	7.392	1.149	80.55
19	98	50	8	Chris STUART	Merlyn Mk11A	2:14.201	5	9	8.909	1.517	79.64
20	97	50	9	Alan SCHMIDT	Merlyn Mk20A	2:14.209	9	9	8.917	0.008	79.63
21	88	50	10	Mike BAINBRIDGE	Lola T200	2:14.295	9	9	9.003	0.086	79.58
22	147	50	11	Louis HANJOUL	Elden Mk8/10	2:14.434	9	9	9.142	0.139	79.50
23	30	50	12	David SQUIRE	Hawke DL2	2:14.865	8	9	9.573	0.431	79.25
24	27	50	13	Dick DIXON	Lotus 61	2:15.265	8	9	9.973	0.400	79.01
25	47	50	14	Ian FERNIHOUGH	Titan Mk6	2:16.486	9	9	11.194	1.221	78.30
26	9	50	15	Kevin WILLIAMS	Merlyn Mk20A	2:17.101	5	9	11.809	0.615	77.95

***Car 36 - transponder battery low, please charge.**

Weather / Track : Bright / Dry

Snetterton 300: 2.9689 miles

These results are provisional until the conclusion of any judicial and technical matters.

Date: 23/04/2022 Start: 09:01 Finish: 09:21

Clerk Of Course : Julian Floyd	Stewards :	Timekeeper : Nick Palmer

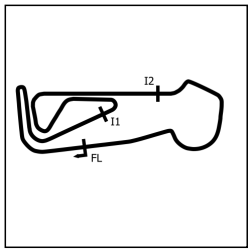

HSCC Historic Formula Ford Championship

QUALIFYING - RACE 1 - SECTOR ANALYSIS

SECTOR 1 = FL to I1, SECTOR 2 = I1 to I2, SECTOR 3 = I2 to FL, DIFF = Difference To Personal Best Lap, P = Crossed Finish Line in Pit Lane, D = Time Disallowed

P1 117 Tom MCARTHUR — Titan Mk4

IDEAL LAP TIME : 2:05.270 BEST LAP TIME : 2:05.292 DIFFERENCE : 0.022

LAP	SECTOR 1		SECTOR 2		SECTOR 3		LAP TIME		MPH	DIFF	TIME OF DAY
1 -	OUTLAP	99.8	47.879	110.5	42.544	108.5	2:16.426		78.34	11.134	09:03:47.930
2 -	40.860	101.5	46.288	111.8	41.592	109.4	2:08.740		83.02	3.448	09:05:56.670
3 -	40.692	101.8	45.881	116.3	41.840	109.2	2:08.413		83.23	3.121	09:08:05.083
4 -	40.705	104.3	45.110	115.1	41.322	112.0	2:07.137		84.06	1.845	09:10:12.220
5 -	39.696	***105.0***	***44.997***	***117.7***	41.094	110.9	2:05.787	**(2)**	84.96	0.495	09:12:18.007
6 -	***39.455***	104.0	45.019	115.1	***40.818***	110.7	***2:05.292***	**(1)**	***85.30***		***09:14:23.299***
7 -	39.580	103.4	45.452	112.9	40.911	110.1	2:05.943	**(3)**	84.86	0.651	09:16:29.242
8 -	40.980	67.9	50.730	89.8	41.856	111.2	2:13.566		80.02	8.274	09:18:42.808
9 -	39.677	103.0	45.311	113.3	41.467	***112.7***	2:06.455		84.52	1.163	09:20:49.263
10 -	39.747	102.7	45.281	113.5	41.168	110.3	2:06.196		84.69	0.904	09:22:55.459

P2 8 Samuel HARRISON — Merlyn Mk20

IDEAL LAP TIME : 2:05.279 BEST LAP TIME : 2:05.346 DIFFERENCE : 0.067

LAP	SECTOR 1		SECTOR 2		SECTOR 3		LAP TIME		MPH	DIFF	TIME OF DAY
1 -	OUTLAP	99.1	47.610	109.1	43.132	108.0	2:15.916		78.63	10.570	09:03:49.039
2 -	40.296	102.1	46.517	109.4	41.818	108.9	2:08.631		83.09	3.285	09:05:57.670
3 -	39.794	***103.7***	45.297	111.4	41.103	108.9	2:06.194		84.69	0.848	09:08:03.864
4 -	39.772	101.8	45.282	110.1	41.138	108.7	2:06.192	**(3)**	84.69	0.846	09:10:10.056
5 -	39.555	100.9	45.226	112.0	***41.006***	109.1	2:05.787	**(2)**	84.96	0.441	09:12:15.843
6 -	***39.310***	102.4	***44.963***	***112.7***	41.073	108.7	***2:05.346***	**(1)**	***85.26***		***09:14:21.189***
7 -	40.017	86.2	48.225	110.0	41.272	***109.8***	2:09.514		82.52	4.168	09:16:30.703
8 -	39.533	102.1	48.740	96.6	42.091	109.4	2:10.364		81.98	5.018	09:18:41.067

P3 43 Callum GRANT — Merlyn Mk20A

IDEAL LAP TIME : 2:05.383 BEST LAP TIME : 2:05.716 DIFFERENCE : 0.333

LAP	SECTOR 1		SECTOR 2		SECTOR 3		LAP TIME		MPH	DIFF	TIME OF DAY
1 -	OUTLAP	101.6	47.185	112.4	43.272	111.6	2:15.538		78.85	9.822	09:03:50.152
2 -	40.487	***106.1***	45.979	111.8	41.889	110.9	2:08.355		83.26	2.639	09:05:58.507
3 -	39.832	104.2	45.173	***118.5***	41.587	108.5	2:06.592		84.42	0.876	09:08:05.099
4 -	39.522	103.8	45.398	112.7	41.280	111.8	2:06.200		84.69	0.484	09:10:11.299
5 -	39.849	102.9	45.228	114.5	42.477	***112.2***	2:07.554		83.79	1.838	09:12:18.853
6 -	39.537	104.6	45.098	115.7	41.149	111.1	2:05.784	**(2)**	84.97	0.068	09:14:24.637
7 -	40.048	82.7	51.432	97.1	48.538	111.2	2:20.018		76.33	14.302	09:16:44.655
8 -	39.625	104.2	***45.085***	114.9	***41.006***	110.5	***2:05.716***	**(1)**	***85.01***		***09:18:50.371***
9 -	39.497	102.7	45.210	112.7	41.645	110.0	2:06.352		84.58	0.636	09:20:56.723
10 -	***39.292***	102.9	45.097	113.5	41.412	111.2	2:05.801	**(3)**	84.96	0.085	09:23:02.524

P4 16 Simon TOYNE — Lola T200

IDEAL LAP TIME : 2:06.832 BEST LAP TIME : 2:06.897 DIFFERENCE : 0.065

LAP	SECTOR 1		SECTOR 2		SECTOR 3		LAP TIME		MPH	DIFF	TIME OF DAY
1 -	OUTLAP	90.0	48.825	111.2	45.096	110.3	2:19.743		76.48	12.846	09:03:59.284
2 -	42.695	91.5	48.590	***113.5***	44.415	***111.6***	2:15.700		78.76	8.803	09:06:14.984
3 -	41.636	101.3	47.345	109.2	43.873	111.4	2:12.854		80.44	5.957	09:08:27.838
4 -	40.979	101.0	46.192	109.8	42.244	108.4	2:09.415		82.58	2.518	09:10:37.253
5 -	40.265	100.6	45.744	112.4	41.939	109.2	2:07.948		83.53	1.051	09:12:45.201
6 -	39.936	***101.8***	45.829	110.7	41.912	108.7	2:07.677		83.71	0.780	09:14:52.878
7 -	40.156	100.7	45.651	110.5	41.730	108.5	2:07.537		83.80	0.640	09:17:00.415
8 -	40.031	100.7	45.574	111.1	41.745	108.7	2:07.350	**(3)**	83.92	0.453	09:19:07.765
9 -	***39.901***	101.3	45.374	111.1	41.721	108.9	2:06.996	**(2)**	84.16	0.099	09:21:14.761
10 -	39.966	100.7	***45.258***	110.5	***41.673***	108.7	***2:06.897***	**(1)**	***84.22***		***09:23:21.658***

Weather / Track : Bright / Dry

Snetterton 300: 2.9689 miles
Date: 23/04/2022 Start: 09:01 Finish: 09:21

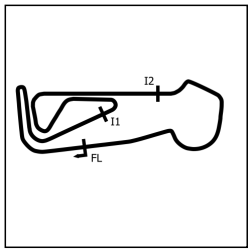

HSCC Historic Formula Ford Championship

QUALIFYING - RACE 1 - SECTOR ANALYSIS

SECTOR 1 = FL to I1, SECTOR 2 = I1 to I2, SECTOR 3 = I2 to FL, DIFF = Difference To Personal Best Lap, P = Crossed Finish Line in Pit Lane, D = Time Disallowed

P5 17 50 Brian MORRIS Lola T200

IDEAL LAP TIME : 2:07.324 BEST LAP TIME : 2:07.324 DIFFERENCE : 0.000

LAP	SECTOR 1		SECTOR 2		SECTOR 3		LAP TIME	MPH	DIFF	TIME OF DAY
1 -	OUTLAP	99.4	48.122	109.8	44.203	106.3	2:18.163	77.35	10.839	09:03:53.556
2 -	41.642	100.1	46.760	110.5	43.215	107.8	2:11.617	81.20	4.293	09:06:05.173
3 -	40.739	100.4	46.140	110.5	42.326	108.5	2:09.205	82.72	1.881	09:08:14.378
4 -	40.232	101.3	45.982	109.8	42.049	109.1	2:08.263	83.32	0.939	09:10:22.641
5 -	40.486	100.7	45.938	112.0	42.323	107.3	2:08.747	83.01	1.423	09:12:31.388
6 -	40.216	102.4	45.984	111.8	42.146	108.4	2:08.346	83.27	1.022	09:14:39.734
7 -	40.257	101.0	45.885	110.9	41.699	108.9	2:07.841 **(2)**	83.60	0.517	09:16:47.575
8 -	40.186	101.3	45.692	111.6	42.096	106.0	2:07.974 **(3)**	83.51	0.650	09:18:55.549
9 -	40.760	***102.6***	46.120	***112.5***	42.450	107.8	2:09.330	82.64	2.006	09:21:04.879
10 -	***39.972***	101.6	***45.655***	111.4	***41.697***	***109.8***	***2:07.324*** **(1)**	***83.94***		***09:23:12.203***

P6 15 Matthew WRIGLEY Merlyn Mk11A/20

IDEAL LAP TIME : 2:07.210 BEST LAP TIME : 2:07.396 DIFFERENCE : 0.186

LAP	SECTOR 1		SECTOR 2		SECTOR 3		LAP TIME	MPH	DIFF	TIME OF DAY
1 -	OUTLAP	99.5	47.906	111.2	43.413	***111.8***	2:17.394	77.79	9.998	09:03:49.534
2 -	41.007	103.0	46.727	115.5	42.777	108.7	2:10.511	81.89	3.115	09:06:00.045
3 -	40.568	102.4	46.073	113.5	42.443	109.8	2:09.084	82.79	1.688	09:08:09.129
4 -	40.344	102.7	45.965	112.9	41.829	111.1	2:08.138 **(3)**	83.41	0.742	09:10:17.267
5 -	40.253	102.9	45.980	111.8	43.000	106.6	2:09.233	82.70	1.837	09:12:26.500
6 -	42.786	93.3	48.515	108.4	42.807	109.8	2:14.108	79.69	6.712	09:14:40.608
7 -	40.179	102.9	45.805	113.5	***41.715***	110.0	2:07.699 **(2)**	83.69	0.303	09:16:48.307
8 -	***39.989***	***104.0***	***45.506***	***116.7***	41.901	***111.8***	***2:07.396*** **(1)**	***83.89***		***09:18:55.703***

P7 70 Daniel STANZL Elden Mk8

IDEAL LAP TIME : 2:07.685 BEST LAP TIME : 2:07.868 DIFFERENCE : 0.183

LAP	SECTOR 1		SECTOR 2		SECTOR 3		LAP TIME	MPH	DIFF	TIME OF DAY
1 -	OUTLAP	98.5	47.303	***118.3***	43.110	108.0	2:15.664	78.78	7.796	09:03:49.359
2 -	40.708	100.7	46.629	112.7	42.476	107.3	2:09.813	82.33	1.945	09:05:59.172
3 -	40.431	102.1	***45.890***	112.2	42.571	106.1	2:08.892	82.92	1.024	09:08:08.064
4 -	40.240	102.4	46.104	110.7	42.085	107.3	2:08.429	83.22	0.561	09:10:16.493
5 -	40.279	98.9	47.214	102.6	42.787	109.2	2:10.280	82.03	2.412	09:12:26.773
6 -	***40.207***	101.5	45.900	112.0	41.913	106.8	2:08.020 **(2)**	83.48	0.152	09:14:34.793
7 -	40.499	100.6	46.100	110.9	41.856	106.1	2:08.455	83.20	0.587	09:16:43.248
8 -	40.314	100.1	45.966	112.7	***41.588***	***110.0***	***2:07.868*** **(1)**	***83.58***		***09:18:51.116***
9 -	40.240	***103.5***	48.083	110.1	42.180	108.0	2:10.503	81.89	2.635	09:21:01.619
10 -	40.303	100.1	46.118	110.5	41.989	105.6	2:08.410 **(3)**	83.23	0.542	09:23:10.029

P8 89 50 Tom PEARSON Merlyn Mk11/17

IDEAL LAP TIME : 2:08.501 BEST LAP TIME : 2:08.784 DIFFERENCE : 0.283

LAP	SECTOR 1		SECTOR 2		SECTOR 3		LAP TIME	MPH	DIFF	TIME OF DAY
1 -	OUTLAP	99.8	50.049	***114.3***	47.590	101.8	2:26.120	73.14	17.336	09:04:23.689
2 -	42.567	99.2	47.428	110.5	43.507	109.1	2:13.502	80.05	4.718	09:06:37.191
3 -	40.846	101.5	46.528	111.6	42.936	110.1	2:10.310	82.02	1.526	09:08:47.501
4 -	40.435	***102.1***	***45.863***	113.5	42.752	***111.8***	2:09.050 **(2)**	82.82	0.266	09:10:56.551
5 -	40.801	100.6	1:03.984	105.6	48.961	109.2	2:33.746	69.51	24.962	09:13:30.297
6 -	40.635	101.8	46.358	111.6	42.963	108.9	2:09.956 **(3)**	82.24	1.172	09:15:40.253
7 -	41.371	101.0	46.839	111.6	42.945	108.9	2:11.155	81.49	2.371	09:17:51.408
8 -	40.396	100.7	46.988	110.9	42.775	108.4	2:10.159	82.11	1.375	09:20:01.567
9 -	***40.351***	101.3	46.146	111.4	***42.287***	109.6	***2:08.784*** **(1)**	***82.99***		***09:22:10.351***

Weather / Track : Bright / Dry

Snetterton 300: 2.9689 miles
Date: 23/04/2022 Start: 09:01 Finish: 09:21

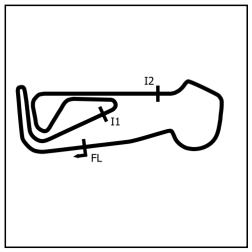

HSCC Historic Formula Ford Championship

QUALIFYING - RACE 1 - SECTOR ANALYSIS

SECTOR 1 = FL to I1, SECTOR 2 = I1 to I2, SECTOR 3 = I2 to FL, DIFF = Difference To Personal Best Lap, P = Crossed Finish Line in Pit Lane, D = Time Disallowed

P9 69 Oliver CHAPMAN Lola T200

IDEAL LAP TIME : 2:08.822 BEST LAP TIME : 2:09.048 DIFFERENCE : 0.226

LAP	SECTOR 1		SECTOR 2		SECTOR 3		LAP TIME		MPH	DIFF	TIME OF DAY
1 -	OUTLAP	79.2	50.494	104.5	47.124	101.3	2:30.270		71.12	21.222	09:04:20.588
2 -	42.254	98.5	47.274	108.9	44.080	106.1	2:13.608		79.99	4.560	09:06:34.196
3 -	41.509	101.2	46.879	109.2	43.257	107.2	2:11.645		81.18	2.597	09:08:45.841
4 -	40.989	100.0	46.568	109.8	42.862	106.5	2:10.419		81.95	1.371	09:10:56.260
5 -	41.755	100.6	47.392	110.7	43.085	106.3	2:12.232		80.82	3.184	09:13:08.492
6 -	40.499	100.4	46.091	110.3	42.828	106.5	2:09.418	(3)	82.58	0.370	09:15:17.910
7 -	***40.432***	100.3	***45.850***	110.5	42.968	107.2	2:09.250	(2)	82.69	0.202	09:17:27.160
8 -	40.630	***101.6***	46.669	***110.9***	42.835	106.0	2:10.134		82.13	1.086	09:19:37.294
9 -	40.446	100.7	46.062	110.5	***42.540***	***107.5***	***2:09.048***	(1)	***82.82***		***09:21:46.342***

P10 36 50 Rob SMITH Merlyn Mk20

IDEAL LAP TIME : 2:08.320 BEST LAP TIME : 2:09.234 DIFFERENCE : 0.914

LAP	SECTOR 1		SECTOR 2		SECTOR 3		LAP TIME		MPH	DIFF	TIME OF DAY
1 -	OUTLAP	96.0	49.515	106.1	47.830	107.2	2:25.422		73.49	16.188	09:04:26.293
2 -	41.973	100.4	48.618	111.2	43.759	108.9	2:14.350		79.55	5.116	09:06:40.643
3 -	41.873	99.5	47.172	111.2	43.053	108.9	2:12.098		80.91	2.864	09:08:52.741
4 -	41.336	***101.2***	48.321	110.5	42.655	108.7	2:12.312		80.77	3.078	09:11:05.053
5 -	41.095	100.1	46.374	***115.1***	42.954	***109.2***	2:10.423		81.94	1.189	09:13:15.476
6 -	***40.562***	100.1	46.292	111.1	42.415	108.2	2:09.269	(2)	82.68	0.035	09:15:24.745
7 -	41.270	99.1	46.243	110.5	42.117	108.2	2:09.630		82.45	0.396	09:17:34.375
8 -	40.792	100.0	46.411	111.6	***42.031***	108.7	***2:09.234***	(1)	***82.70***		***09:19:43.609***
9 -	40.711	100.6	***45.727***	112.5	43.043	108.4	2:09.481	(3)	82.54	0.247	09:21:53.090

P11 72 James RUSSELL Merlyn Mk20

IDEAL LAP TIME : 2:09.396 BEST LAP TIME : 2:09.611 DIFFERENCE : 0.215

LAP	SECTOR 1		SECTOR 2		SECTOR 3		LAP TIME		MPH	DIFF	TIME OF DAY
1 -	OUTLAP	97.5	48.074	107.0	44.045	104.5	2:20.196		76.23	10.585	09:06:08.434
2 -	41.973	98.8	47.401	107.2	43.253	107.2	2:12.627		80.58	3.016	09:08:21.061
3 -	41.331	99.1	47.145	108.0	43.100	107.0	2:11.576		81.23	1.965	09:10:32.637
4 -	40.990	98.6	46.938	109.4	43.137	106.6	2:11.065		81.54	1.454	09:12:43.702
5 -	41.755	87.0	46.767	***110.5***	42.585	***107.7***	2:11.107		81.52	1.496	09:14:54.809
6 -	40.813	***100.1***	46.588	108.9	42.758	106.8	2:10.159		82.11	0.548	09:17:04.968
7 -	40.948	99.7	46.674	109.1	42.422	107.0	2:10.044	(3)	82.18	0.433	09:19:15.012
8 -	40.903	99.8	***46.335***	109.1	42.565	107.0	2:09.803	(2)	82.34	0.192	09:21:24.815
9 -	***40.705***	99.4	46.550	108.4	***42.356***	106.6	***2:09.611***	(1)	***82.46***		***09:23:34.426***

P12 134 Scott RAWLINSON Merlyn Mk11A

IDEAL LAP TIME : 2:09.474 BEST LAP TIME : 2:09.785 DIFFERENCE : 0.311

LAP	SECTOR 1		SECTOR 2		SECTOR 3		LAP TIME		MPH	DIFF	TIME OF DAY
1 -	OUTLAP	95.8	50.415	110.9	47.825	107.0	2:28.264		72.08	18.479	09:04:23.548
2 -	43.458	98.1	48.351	111.1	43.861	107.8	2:15.670		78.77	5.885	09:06:39.218
3 -	41.331	100.1	47.165	111.1	43.212	***109.1***	2:11.708	(2)	81.14	1.923	09:08:50.926
4 -	41.705	99.1	46.699	110.0	43.483	107.0	2:11.887	(3)	81.03	2.102	09:11:02.813
5 -	41.263	100.0	47.850	***111.6***	43.521	107.0	2:12.634		80.58	2.849	09:13:15.447
6 -	41.033	***102.7***	48.066	108.9	45.474	107.0	2:14.573		79.42	4.788	09:15:30.020
7 -	40.718	100.0	49.106	110.0	43.490	106.6	2:13.314		80.17	3.529	09:17:43.334
8 -	40.752	100.3	***46.637***	110.7	***42.396***	107.3	***2:09.785***	(1)	***82.35***		***09:19:53.119***
9 -	***40.441***	100.9	48.392	110.3	44.021	94.1	2:12.854		80.44	3.069	09:22:05.973

Weather / Track : Bright / Dry

Snetterton 300: 2.9689 miles
Date: 23/04/2022 Start: 09:01 Finish: 09:21

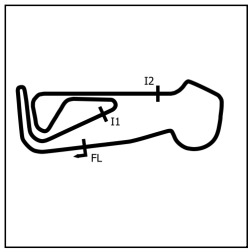

HSCC Historic Formula Ford Championship

QUALIFYING - RACE 1 - SECTOR ANALYSIS

SECTOR 1 = FL to I1, SECTOR 2 = I1 to I2, SECTOR 3 = I2 to FL, DIFF = Difference To Personal Best Lap, P = Crossed Finish Line in Pit Lane, D = Time Disallowed

P13 21 Ross DRYBROUGH — March 709

IDEAL LAP TIME : 2:09.387 BEST LAP TIME : 2:09.904 DIFFERENCE : 0.517

LAP	SECTOR 1		SECTOR 2		SECTOR 3		LAP TIME		MPH	DIFF	TIME OF DAY
1 -	OUTLAP	99.5	48.804	111.1	45.582	106.5	2:21.100		75.74	11.196	09:03:58.810
2 -	42.924	98.9	48.275	109.1	44.760	***109.8***	2:15.959		78.61	6.055	09:06:14.769
3 -	41.808	97.2	48.750	105.5	IN PIT		3:25.687	**P**	51.96	1:15.783	09:09:40.456
4 -	OUTLAP	98.2	47.537	110.0	44.079	106.6	2:17.238		77.87	7.334	09:11:57.694
5 -	41.074	101.2	46.548	111.8	42.986	107.5	2:10.608	**(3)**	81.83	0.704	09:14:08.302
6 -	40.950	100.7	***46.224***	110.7	43.155	106.8	2:10.329	**(2)**	82.00	0.425	09:16:18.631
7 -	40.875	100.3	46.358	***114.5***	***42.671***	108.0	***2:09.904***	**(1)**	***82.27***		***09:18:28.535***
8 -	***40.492***	***102.4***	47.001	111.1	45.128	107.8	2:12.621		80.59	2.717	09:20:41.156
9 -	41.650	100.3	47.063	94.6	48.641	102.7	2:17.354		77.81	7.450	09:22:58.510

P14 22 50 Tim BRISE — Merlyn Mk20

IDEAL LAP TIME : 2:09.928 BEST LAP TIME : 2:10.155 DIFFERENCE : 0.227

LAP	SECTOR 1		SECTOR 2		SECTOR 3		LAP TIME		MPH	DIFF	TIME OF DAY
1 -	OUTLAP	99.4	49.826	109.6	45.854	106.8	2:21.344		75.61	11.189	09:03:58.185
2 -	43.457	98.6	48.184	110.5	44.604	107.8	2:16.245		78.44	6.090	09:06:14.430
3 -	41.803	100.3	47.590	***113.5***	43.780	108.4	2:13.173		80.25	3.018	09:08:27.603
4 -	41.634	***103.4***	46.421	113.3	43.129	***109.4***	2:11.184		81.47	1.029	09:10:38.787
5 -	41.321	101.2	46.307	***113.5***	42.998	109.1	2:10.626	**(3)**	81.82	0.471	09:12:49.413
6 -	***41.089***	101.6	46.524	112.4	43.320	108.9	2:10.933		81.63	0.778	09:15:00.346
7 -	41.104	100.9	46.857	111.6	43.013	108.5	2:10.974		81.60	0.819	09:17:11.320
8 -	41.316	101.5	***46.143***	112.4	***42.696***	108.7	***2:10.155***	**(1)**	***82.11***		***09:19:21.475***
9 -	41.238	101.0	46.287	112.2	42.825	107.3	2:10.350	**(2)**	81.99	0.195	09:21:31.825

P15 42 Cormac FLANAGAN — Alexis Mk14

IDEAL LAP TIME : 2:10.699 BEST LAP TIME : 2:10.699 DIFFERENCE : 0.000

LAP	SECTOR 1		SECTOR 2		SECTOR 3		LAP TIME		MPH	DIFF	TIME OF DAY
1 -	OUTLAP	96.2	48.698	108.2	45.594	106.1	2:20.685		75.97	9.986	09:04:02.432
2 -	42.644	100.9	48.174	109.4	44.367	105.5	2:15.185		79.06	4.486	09:06:17.617
3 -	41.540	***101.6***	47.134	112.2	45.093	***108.2***	2:13.767		79.90	3.068	09:08:31.384
4 -	41.754	98.3	47.107	107.7	43.393	105.6	2:12.254		80.81	1.555	09:10:43.638
5 -	41.722	98.2	46.822	109.2	44.012	105.3	2:12.556		80.63	1.857	09:12:56.194
6 -	42.003	101.3	46.888	108.0	44.052	106.8	2:12.943		80.39	2.244	09:15:09.137
7 -	41.139	101.5	46.908	***114.5***	43.799	106.6	2:11.846	**(3)**	81.06	1.147	09:17:20.983
8 -	41.207	101.2	46.714	105.5	43.570	106.8	2:11.491	**(2)**	81.28	0.792	09:19:32.474
9 -	***40.937***	101.2	***46.427***	110.5	***43.335***	105.6	***2:10.699***	**(1)**	***81.77***		***09:21:43.173***

P16 41 50 Paul UNSWORTH — Lola T200

IDEAL LAP TIME : 2:10.546 BEST LAP TIME : 2:10.888 DIFFERENCE : 0.342

LAP	SECTOR 1		SECTOR 2		SECTOR 3		LAP TIME		MPH	DIFF	TIME OF DAY
1 -	OUTLAP	93.8	49.173	110.0	46.411	107.5	2:22.092		75.21	11.204	09:04:00.563
2 -	41.919	99.8	48.247	110.9	44.980	***109.1***	2:15.146		79.08	4.258	09:06:15.709
3 -	41.205	100.4	48.358	111.1	43.888	108.2	2:13.451		80.08	2.563	09:08:29.160
4 -	41.064	***101.8***	***46.585***	111.4	***43.239***	108.7	***2:10.888***	**(1)**	***81.65***		***09:10:40.048***
5 -	41.076	101.3	46.950	***112.0***	43.717	107.7	2:11.743		81.12	0.855	09:12:51.791
6 -	***40.722***	101.3	46.675	110.3	43.804	107.3	2:11.201	**(3)**	81.46	0.313	09:15:02.992
7 -	41.234	99.4	47.025	109.4	43.620	106.8	2:11.879		81.04	0.991	09:17:14.871
8 -	41.178	100.4	47.276	110.0	43.721	106.5	2:12.175		80.86	1.287	09:19:27.046
9 -	40.788	100.7	46.940	109.6	43.241	106.5	2:10.969	**(2)**	81.60	0.081	09:21:38.015

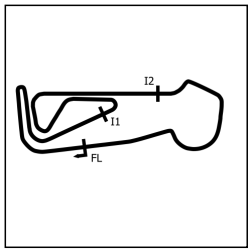

HSCC Historic Formula Ford Championship

QUALIFYING - RACE 1 - SECTOR ANALYSIS

SECTOR 1 = FL to I1, SECTOR 2 = I1 to I2, SECTOR 3 = I2 to FL, DIFF = Difference To Personal Best Lap, P = Crossed Finish Line in Pit Lane, D = Time Disallowed

P17 20 50 Kevin STANZL — Crossle 16F

IDEAL LAP TIME : 2:10.967 BEST LAP TIME : 2:11.535 DIFFERENCE : 0.568

LAP	SECTOR 1		SECTOR 2		SECTOR 3		LAP TIME		MPH	DIFF	TIME OF DAY
1 -	OUTLAP	97.5	49.702	106.0	45.915	108.0	2:23.096		74.69	11.561	09:03:59.226
2 -	43.112	96.1	49.011	***112.7***	44.992	108.4	2:17.115		77.94	5.580	09:06:16.341
3 -	42.317	99.8	47.605	111.1	44.993	105.6	2:14.915		79.22	3.380	09:08:31.256
4 -	42.421	***101.8***	47.544	110.1	43.242	108.0	2:13.207		80.23	1.672	09:10:44.463
5 -	41.426	101.3	47.260	112.5	43.177	***109.8***	2:11.863	**(3)**	81.05	0.328	09:12:56.326
6 -	41.328	100.1	***47.142***	109.6	43.580	106.8	2:12.050		80.93	0.515	09:15:08.376
7 -	41.421	99.5	47.274	109.1	43.044	107.2	2:11.739	**(2)**	81.13	0.204	09:17:20.115
8 -	41.183	100.1	47.533	109.8	***42.819***	107.3	***2:11.535***	**(1)**	***81.25***		***09:19:31.650***
9 -	***41.006***	100.3	47.202	109.2	44.177	108.4	2:12.385		80.73	0.850	09:21:44.035

P18 76 50 Mark CARTER — Merlyn Mk20

IDEAL LAP TIME : 2:11.874 BEST LAP TIME : 2:12.684 DIFFERENCE : 0.810

LAP	SECTOR 1		SECTOR 2		SECTOR 3		LAP TIME		MPH	DIFF	TIME OF DAY
1 -	OUTLAP	95.7	49.551	109.1	46.201	104.3	2:21.979		75.27	9.295	09:04:02.199
2 -	42.410	98.3	48.624	110.0	44.655	107.7	2:15.689		78.76	3.005	09:06:17.888
3 -	42.031	***101.6***	***47.253***	***113.7***	44.946	106.0	2:14.230		79.62	1.546	09:08:32.118
4 -	42.441	100.0	47.536	110.5	43.559	***107.8***	2:13.536		80.03	0.852	09:10:45.654
5 -	41.719	98.9	47.590	110.9	43.830	106.3	2:13.139	**(3)**	80.27	0.455	09:12:58.793
6 -	42.030	99.2	47.348	109.4	45.055	106.0	2:14.433		79.50	1.749	09:15:13.226
7 -	***41.424***	98.6	47.371	108.5	43.921	105.5	2:12.716	**(2)**	80.53	0.032	09:17:25.942
8 -	41.857	97.9	47.630	111.2	***43.197***	107.0	***2:12.684***	**(1)**	***80.55***		***09:19:38.626***

P19 98 50 Chris STUART — Merlyn Mk11A

IDEAL LAP TIME : 2:13.743 BEST LAP TIME : 2:14.201 DIFFERENCE : 0.458

LAP	SECTOR 1		SECTOR 2		SECTOR 3		LAP TIME		MPH	DIFF	TIME OF DAY
1 -	OUTLAP	89.3	50.541	110.0	47.032	109.1	2:25.772		73.32	11.571	09:04:27.033
2 -	42.125	***105.0***	49.372	***115.3***	45.915	***111.8***	2:17.412		77.78	3.211	09:06:44.445
3 -	41.942	100.1	48.803	110.0	47.533	109.6	2:18.278		77.29	4.077	09:09:02.723
4 -	42.442	99.7	48.101	110.5	44.636	109.1	2:15.179		79.06	0.978	09:11:17.902
5 -	41.790	100.6	***47.842***	113.3	***44.569***	109.8	***2:14.201***	**(1)**	***79.64***		***09:13:32.103***
6 -	41.539	101.8	48.127	111.6	44.570	109.2	2:14.236	**(2)**	79.62	0.035	09:15:46.339
7 -	41.622	101.0	48.004	111.8	45.066	109.2	2:14.692	**(3)**	79.35	0.491	09:18:01.031
8 -	41.397	101.5	48.862	111.1	44.837	108.9	2:15.096		79.11	0.895	09:20:16.127
9 -	***41.332***	101.0	1:02.318	95.8	47.454	88.0	2:31.104		70.73	16.903	09:22:47.231

P20 97 50 Alan SCHMIDT — Merlyn Mk20A

IDEAL LAP TIME : 2:13.569 BEST LAP TIME : 2:14.209 DIFFERENCE : 0.640

LAP	SECTOR 1		SECTOR 2		SECTOR 3		LAP TIME		MPH	DIFF	TIME OF DAY
1 -	OUTLAP	93.8	51.738	106.0	47.862	100.7	2:28.970		71.74	14.761	09:04:12.129
2 -	43.701	95.3	49.762	107.7	47.215	104.6	2:20.678		75.97	6.469	09:06:32.807
3 -	42.901	91.5	49.173	107.3	45.504	105.0	2:17.578		77.68	3.369	09:08:50.385
4 -	43.295	98.6	48.897	104.5	45.116	105.3	2:17.308		77.84	3.099	09:11:07.693
5 -	42.411	97.9	49.288	110.1	44.945	***105.5***	2:16.644		78.21	2.435	09:13:24.337
6 -	42.409	98.5	***47.879***	108.7	44.712	103.5	2:15.000		79.17	0.791	09:15:39.337
7 -	42.406	88.5	48.114	***111.2***	***44.077***	105.3	2:14.597	**(3)**	79.40	0.388	09:17:53.934
8 -	41.825	98.6	48.276	109.2	44.439	104.6	2:14.540	**(2)**	79.44	0.331	09:20:08.474
9 -	***41.613***	***98.9***	48.106	108.9	44.490	104.8	***2:14.209***	**(1)**	***79.63***		***09:22:22.683***

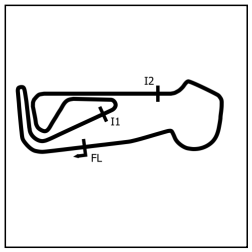

HSCC Historic Formula Ford Championship

QUALIFYING - RACE 1 - SECTOR ANALYSIS

SECTOR 1 = FL to I1, SECTOR 2 = I1 to I2, SECTOR 3 = I2 to FL, DIFF = Difference To Personal Best Lap, P = Crossed Finish Line in Pit Lane, D = Time Disallowed

P21 88 50 Mike BAINBRIDGE — Lola T200

IDEAL LAP TIME : 2:14.295 BEST LAP TIME : 2:14.295 DIFFERENCE : 0.000

LAP	SECTOR 1		SECTOR 2		SECTOR 3		LAP TIME	MPH	DIFF	TIME OF DAY
1 -	OUTLAP	96.1	50.730	110.7	47.957	106.1	2:29.238	71.61	14.943	09:04:26.258
2 -	42.780	***101.8***	48.390	***113.9***	46.661	***109.4***	2:17.831	77.54	3.536	09:06:44.089
3 -	46.351	97.2	48.586	110.1	48.125	103.7	2:23.062	74.70	8.767	09:09:07.151
4 -	43.257	99.4	47.981	110.0	45.849	107.3	2:17.087	77.96	2.792	09:11:24.238
5 -	42.664	100.3	48.163	112.0	46.239	107.7	2:17.066	77.97	2.771	09:13:41.304
6 -	42.616	100.6	48.336	109.4	46.586	107.3	2:17.538	77.71	3.243	09:15:58.842
7 -	42.214	101.5	48.413	112.0	45.117	107.8	2:15.744 **(3)**	78.73	1.449	09:18:14.586
8 -	41.887	100.9	47.994	109.6	45.576	106.6	2:15.457 **(2)**	78.90	1.162	09:20:30.043
9 -	***41.592***	100.7	***47.935***	110.0	***44.768***	107.5	***2:14.295*** **(1)**	***79.58***		***09:22:44.338***

P22 147 50 Louis HANJOUL — Elden Mk8/10

IDEAL LAP TIME : 2:14.147 BEST LAP TIME : 2:14.434 DIFFERENCE : 0.287

LAP	SECTOR 1		SECTOR 2		SECTOR 3		LAP TIME	MPH	DIFF	TIME OF DAY
1 -	OUTLAP	84.2	52.984	103.8	48.980	101.3	2:34.818	69.03	20.384	09:04:38.287
2 -	44.187	94.5	49.620	107.3	45.595	104.2	2:19.402	76.67	4.968	09:06:57.689
3 -	43.319	96.8	49.175	107.0	44.775	105.3	2:17.269	77.86	2.835	09:09:14.958
4 -	43.022	97.2	48.594	108.7	44.868	105.3	2:16.484	78.31	2.050	09:11:31.442
5 -	42.594	99.2	47.892	***111.1***	44.733	106.3	2:15.219 **(2)**	79.04	0.785	09:13:46.661
6 -	42.554	***100.4***	49.234	108.2	44.531	105.1	2:16.319	78.40	1.885	09:16:02.980
7 -	42.329	98.3	50.486	108.5	44.368	105.6	2:17.183	77.91	2.749	09:18:20.163
8 -	42.338	97.9	48.702	108.2	***44.216***	106.0	2:15.256 **(3)**	79.02	0.822	09:20:35.419
9 -	***42.168***	98.8	***47.763***	108.5	44.503	***106.5***	***2:14.434*** **(1)**	***79.50***		***09:22:49.853***

P23 30 50 David SQUIRE — Hawke DL2

IDEAL LAP TIME : 2:14.430 BEST LAP TIME : 2:14.865 DIFFERENCE : 0.435

LAP	SECTOR 1		SECTOR 2		SECTOR 3		LAP TIME	MPH	DIFF	TIME OF DAY
1 -	OUTLAP	92.8	52.657	101.9	48.868	104.3	2:32.346	70.15	17.481	09:04:21.639
2 -	45.338	95.7	49.899	107.5	45.876	105.1	2:21.113	75.74	6.248	09:06:42.752
3 -	43.574	97.1	49.166	***111.2***	46.502	105.1	2:19.242	76.75	4.377	09:09:01.994
4 -	44.007	97.6	48.360	108.4	45.454	***105.6***	2:17.821	77.55	2.956	09:11:19.815
5 -	43.025	98.3	***47.833***	109.1	44.948	105.5	2:15.806	78.70	0.941	09:13:35.621
6 -	42.942	98.8	48.154	106.3	44.814	104.6	2:15.910	78.64	1.045	09:15:51.531
7 -	43.011	97.1	47.874	107.0	44.495	105.3	2:15.380 **(3)**	78.94	0.515	09:18:06.911
8 -	***42.224***	***98.9***	48.081	106.3	44.560	105.5	***2:14.865*** **(1)**	***79.25***		***09:20:21.776***
9 -	42.680	98.2	48.177	106.8	***44.373***	104.3	2:15.230 **(2)**	79.03	0.365	09:22:37.006

P24 27 50 Dick DIXON — Lotus 61

IDEAL LAP TIME : 2:14.625 BEST LAP TIME : 2:15.265 DIFFERENCE : 0.640

LAP	SECTOR 1		SECTOR 2		SECTOR 3		LAP TIME	MPH	DIFF	TIME OF DAY
1 -	OUTLAP	79.4	55.480	89.5	50.933	98.9	2:40.748	66.48	25.483	09:04:29.228
2 -	44.828	89.4	50.282	108.2	45.654	105.6	2:20.764	75.92	5.499	09:06:49.992
3 -	43.152	89.9	49.088	108.2	45.841	107.0	2:18.081	77.40	2.816	09:09:08.073
4 -	42.660	93.0	48.476	111.1	45.518	108.5	2:16.654 **(3)**	78.21	1.389	09:11:24.727
5 -	42.596	94.9	48.054	***114.3***	46.064	***109.6***	2:16.714	78.17	1.449	09:13:41.441
6 -	42.559	***97.9***	48.336	108.4	45.766	105.5	2:16.661	78.20	1.396	09:15:58.102
7 -	42.600	93.9	48.915	108.4	45.302	108.7	2:16.817	78.11	1.552	09:18:14.919
8 -	***41.834***	97.6	48.633	109.4	***44.798***	109.2	***2:15.265*** **(1)**	***79.01***		***09:20:30.184***
9 -	42.261	89.1	***47.993***	107.7	45.693	103.8	2:15.947 **(2)**	78.61	0.682	09:22:46.131

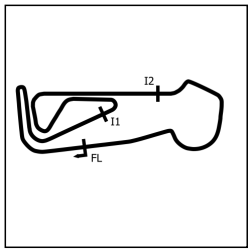

HSCC Historic Formula Ford Championship

QUALIFYING - RACE 1 - SECTOR ANALYSIS

SECTOR 1 = FL to I1, SECTOR 2 = I1 to I2, SECTOR 3 = I2 to FL, DIFF = Difference To Personal Best Lap, P = Crossed Finish Line in Pit Lane, D = Time Disallowed

P25 47 50 Ian FERNIHOUGH Titan Mk6

IDEAL LAP TIME : 2:15.626 BEST LAP TIME : 2:16.486 DIFFERENCE : 0.860

LAP	SECTOR 1		SECTOR 2		SECTOR 3		LAP TIME	MPH	DIFF	TIME OF DAY
1 -	OUTLAP	77.4	51.650	103.2	48.459	101.9	2:31.395	70.59	14.909	09:04:23.403
2 -	44.376	96.9	49.426	104.8	46.260	105.0	2:20.062	76.30	3.576	09:06:43.465
3 -	43.529	98.8	48.710	107.0	47.824	105.6	2:20.063	76.30	3.577	09:09:03.528
4 -	42.932	98.9	48.692	107.0	45.081	***106.6***	2:16.705 **(3)**	78.18	0.219	09:11:20.233
5 -	42.880	***99.4***	***47.861***	***110.9***	46.201	102.6	2:16.942	78.04	0.456	09:13:37.175
6 -	42.985	98.3	48.356	105.0	45.179	102.1	2:16.520 **(2)**	78.28	0.034	09:15:53.695
7 -	42.838	95.5	1:03.068	105.3	45.651	103.4	2:31.557	70.52	15.071	09:18:25.252
8 -	43.028	96.2	49.796	104.8	45.379	103.4	2:18.203	77.33	1.717	09:20:43.455
9 -	***42.802***	95.5	48.721	105.8	***44.963***	104.0	***2:16.486*** **(1)**	***78.30***		***09:22:59.941***

P26 9 50 Kevin WILLIAMS Merlyn Mk20A

IDEAL LAP TIME : 2:16.555 BEST LAP TIME : 2:17.101 DIFFERENCE : 0.546

LAP	SECTOR 1		SECTOR 2		SECTOR 3		LAP TIME	MPH	DIFF	TIME OF DAY
1 -	OUTLAP	88.4	52.097	108.7	48.098	106.1	2:32.401	70.13	15.300	09:04:31.557
2 -	45.083	95.4	49.192	112.2	46.077	107.3	2:20.352	76.15	3.251	09:06:51.909
3 -	43.526	98.3	49.046	110.7	45.925	107.7	2:18.497	77.17	1.396	09:09:10.406
4 -	43.689	98.3	48.612	110.9	45.708	***108.2***	2:18.009	77.44	0.908	09:11:28.415
5 -	***42.946***	97.8	***48.147***	***112.5***	46.008	107.5	***2:17.101*** **(1)**	***77.95***		***09:13:45.516***
6 -	43.091	***99.1***	58.246	109.6	46.639	105.0	2:27.976	72.22	10.875	09:16:13.492
7 -	43.573	95.1	48.792	111.1	45.909	106.6	2:18.274	77.29	1.173	09:18:31.766
8 -	43.242	97.9	48.178	110.1	45.714	106.8	2:17.134 **(2)**	77.93	0.033	09:20:48.900
9 -	43.779	97.2	48.587	108.0	***45.462***	101.3	2:17.828 **(3)**	77.54	0.727	09:23:06.728

HSCC Historic Formula Ford Championship

QUALIFYING - RACE 1 - BEST SECTORS

SECTOR 1				SECTOR 2				SECTOR 3			
POS	NO	NAME	TIME	NO	NAME	TIME	NO	NAME	TIME
1	43	GRANT	39.292	8	HARRISON	44.963	117	MCARTHUR	40.818
2	8	HARRISON	39.310	117	MCARTHUR	44.997	8	HARRISON	41.006
3	117	MCARTHUR	39.455	43	GRANT	45.085	43	GRANT	41.006
4	16	TOYNE	39.901	16	TOYNE	45.258	70	STANZL	41.588
5	17	MORRIS	39.972	15	WRIGLEY	45.506	16	TOYNE	41.673
6	15	WRIGLEY	39.989	17	MORRIS	45.655	17	MORRIS	41.697
7	70	STANZL	40.207	36	SMITH	45.727	15	WRIGLEY	41.715
8	89	PEARSON	40.351	69	CHAPMAN	45.850	36	SMITH	42.031
9	69	CHAPMAN	40.432	89	PEARSON	45.863	89	PEARSON	42.287
10	134	RAWLINSON	40.441	70	STANZL	45.890	72	RUSSELL	42.356
11	21	DRYBROUGH	40.492	22	BRISE	46.143	134	RAWLINSON	42.396
12	36	SMITH	40.562	21	DRYBROUGH	46.224	69	CHAPMAN	42.540
13	72	RUSSELL	40.705	72	RUSSELL	46.335	21	DRYBROUGH	42.671
14	41	UNSWORTH	40.722	42	FLANAGAN	46.427	22	BRISE	42.696
15	42	FLANAGAN	40.937	41	UNSWORTH	46.585	20	STANZL	42.819
16	20	STANZL	41.006	134	RAWLINSON	46.637	76	CARTER	43.197
17	22	BRISE	41.089	20	STANZL	47.142	41	UNSWORTH	43.239
18	98	STUART	41.332	76	CARTER	47.253	42	FLANAGAN	43.335
19	76	CARTER	41.424	147	HANJOUL	47.763	97	SCHMIDT	44.077
20	88	BAINBRIDGE	41.592	30	SQUIRE	47.833	147	HANJOUL	44.216
21	97	SCHMIDT	41.613	98	STUART	47.842	30	SQUIRE	44.373
22	27	DIXON	41.834	47	FERNIHOUGH	47.861	98	STUART	44.569
23	147	HANJOUL	42.168	97	SCHMIDT	47.879	88	BAINBRIDGE	44.768
24	30	SQUIRE	42.224	88	BAINBRIDGE	47.935	27	DIXON	44.798
25	47	FERNIHOUGH	42.802	27	DIXON	47.993	47	FERNIHOUGH	44.963
26	9	WILLIAMS	42.946	9	WILLIAMS	48.147	9	WILLIAMS	45.462

IDEAL / BEST COMPARISON					
POS	NO	NAME	IDEAL	BEST	DIFF
		PERFECT LAP	2:05.073		
1	117	MCARTHUR	2:05.270	2:05.292	0.022
2	8	HARRISON	2:05.279	2:05.346	0.067
3	43	GRANT	2:05.383	2:05.716	0.333
4	16	TOYNE	2:06.832	2:06.897	0.065
5	15	WRIGLEY	2:07.210	2:07.396	0.186
6	17	MORRIS	2:07.324	2:07.324	0.000
7	70	STANZL	2:07.685	2:07.868	0.183
8	36	SMITH	2:08.320	2:09.234	0.914
9	89	PEARSON	2:08.501	2:08.784	0.283
10	69	CHAPMAN	2:08.822	2:09.048	0.226
11	21	DRYBROUGH	2:09.387	2:09.904	0.517
12	72	RUSSELL	2:09.396	2:09.611	0.215
13	134	RAWLINSON	2:09.474	2:09.785	0.311
14	22	BRISE	2:09.928	2:10.155	0.227
15	41	UNSWORTH	2:10.546	2:10.888	0.342
16	42	FLANAGAN	2:10.699	2:10.699	0.000
17	20	STANZL	2:10.967	2:11.535	0.568
18	76	CARTER	2:11.874	2:12.684	0.810
19	97	SCHMIDT	2:13.569	2:14.209	0.640
20	98	STUART	2:13.743	2:14.201	0.458
21	147	HANJOUL	2:14.147	2:14.434	0.287
22	88	BAINBRIDGE	2:14.295	2:14.295	0.000
23	30	SQUIRE	2:14.430	2:14.865	0.435
24	27	DIXON	2:14.625	2:15.265	0.640
25	47	FERNIHOUGH	2:15.626	2:16.486	0.860
26	9	WILLIAMS	2:16.555	2:17.101	0.546

Weather / Track : Bright / Dry

Snetterton 300: 2.9689 miles
Date: 23/04/2022 Start: 09:01 Finish: 09:21

Results can be found at www.tsl-timing.com

Printed - 09:24 Saturday, 23 April 2022

HSCC Historic Formula Ford Championship

QUALIFYING - RACE 1 - BEST SPEEDS

	INTERMEDIATE 1			INTERMEDIATE 2			FINISH LINE		
POS	NO	NAME	MPH	NO	NAME	MPH	NO	NAME	MPH
1	43	GRANT	106.1	43	GRANT	118.5	117	MCARTHUR	112.7
2	117	MCARTHUR	105.0	70	STANZL	118.3	43	GRANT	112.2
3	98	STUART	105.0	117	MCARTHUR	117.7	15	WRIGLEY	111.8
4	15	WRIGLEY	104.0	15	WRIGLEY	116.7	89	PEARSON	111.8
5	8	HARRISON	103.7	98	STUART	115.3	98	STUART	111.8
6	70	STANZL	103.5	36	SMITH	115.1	16	TOYNE	111.6
7	22	BRISE	103.4	21	DRYBROUGH	114.5	70	STANZL	110.0
8	134	RAWLINSON	102.7	42	FLANAGAN	114.5	8	HARRISON	109.8
9	17	MORRIS	102.6	89	PEARSON	114.3	17	MORRIS	109.8
10	21	DRYBROUGH	102.4	27	DIXON	114.3	21	DRYBROUGH	109.8
11	89	PEARSON	102.1	88	BAINBRIDGE	113.9	20	STANZL	109.8
12	16	TOYNE	101.8	76	CARTER	113.7	27	DIXON	109.6
13	41	UNSWORTH	101.8	16	TOYNE	113.5	22	BRISE	109.4
14	20	STANZL	101.8	22	BRISE	113.5	88	BAINBRIDGE	109.4
15	88	BAINBRIDGE	101.8	8	HARRISON	112.7	36	SMITH	109.2
16	69	CHAPMAN	101.6	20	STANZL	112.7	134	RAWLINSON	109.1
17	42	FLANAGAN	101.6	17	MORRIS	112.5	41	UNSWORTH	109.1
18	76	CARTER	101.6	9	WILLIAMS	112.5	42	FLANAGAN	108.2
19	36	SMITH	101.2	41	UNSWORTH	112.0	9	WILLIAMS	108.2
20	147	HANJOUL	100.4	134	RAWLINSON	111.6	76	CARTER	107.8
21	72	RUSSELL	100.1	97	SCHMIDT	111.2	72	RUSSELL	107.7
22	47	FERNIHOUGH	99.4	30	SQUIRE	111.2	69	CHAPMAN	107.5
23	9	WILLIAMS	99.1	147	HANJOUL	111.1	47	FERNIHOUGH	106.6
24	97	SCHMIDT	98.9	69	CHAPMAN	110.9	147	HANJOUL	106.5
25	30	SQUIRE	98.9	47	FERNIHOUGH	110.9	30	SQUIRE	105.6
26	27	DIXON	97.9	72	RUSSELL	110.5	97	SCHMIDT	105.5

Weather / Track : Bright / Dry

Snetterton 300: 2.9689 miles
Date: 23/04/2022 Start: 09:01 Finish: 09:21

Results can be found at www.tsl-timing.com

Printed - 09:24 Saturday, 23 April 2022

HSCC Historic Formula Ford Championship

QUALIFYING - RACE 1 - STATISTICS

Competitors Started	26
Planned Start	2022-04-23 @ 09:00:00.000
Actual Start	2022-04-23 @ 09:01:25.898
Finish Time	2022-04-23 @ 09:21:26.971
Track Length	2.9689mi.
Total Laps	236
Total Distance Covered	700.6631mi.

Session Fastest Lap History

NO	CL	NAME	LAP TIME	TIME OF DAY	LAP	VEHICLE
117		**Tom MCARTHUR**	**2:08.740**	09:05:56.684	2	Titan Mk4
8		**Samuel HARRISON**	**2:08.631**	09:05:57.694	2	Merlyn Mk20
43		**Callum GRANT**	**2:08.355**	09:05:58.521	2	Merlyn Mk20A
8		**Samuel HARRISON**	**2:06.194**	09:08:03.888	3	Merlyn Mk20
8		**Samuel HARRISON**	**2:06.192**	09:10:10.079	4	Merlyn Mk20
8		**Samuel HARRISON**	**2:05.787**	09:12:15.866	5	Merlyn Mk20
8		**Samuel HARRISON**	**2:05.346**	09:14:21.213	6	Merlyn Mk20
117		**Tom MCARTHUR**	**2:05.292**	09:14:23.313	6	Titan Mk4

Flag History

TYPE	TIME OF DAY
GREEN	09:01:25.898
FINISH	09:21:26.971

Flag Statistics

TYPE	COUNT	TOTAL LAPS	TOTAL TIME
Green	1	10	22:17.882
Red	0	0	0.000
Safety Car	0	0	0.000
FCY	0	0	0.000

Weather / Track : Bright / Dry

Snetterton 300: 2.9689 miles
Date: 23/04/2022 Start: 09:01 Finish: 09:21

HSCC Historic Formula Ford Championship

QUALIFYING - RACE 1 - STATISTICS

CLASS : 11 Starters

Fastest Lap History

NO	NAME	LAP TIME	TIME OF DAY	LAP	VEHICLE
117	**Tom MCARTHUR**	**2:08.740**	09:05:56.684	2	Titan Mk4
8	**Samuel HARRISON**	**2:08.631**	09:05:57.694	2	Merlyn Mk20
43	**Callum GRANT**	**2:08.355**	09:05:58.521	2	Merlyn Mk20A
8	**Samuel HARRISON**	**2:06.194**	09:08:03.888	3	Merlyn Mk20
8	**Samuel HARRISON**	**2:06.192**	09:10:10.079	4	Merlyn Mk20
8	**Samuel HARRISON**	**2:05.787**	09:12:15.866	5	Merlyn Mk20
8	**Samuel HARRISON**	**2:05.346**	09:14:21.213	6	Merlyn Mk20
117	**Tom MCARTHUR**	**2:05.292**	09:14:23.313	6	Titan Mk4

Weather / Track : Bright / Dry

Snetterton 300: 2.9689 miles
Date: 23/04/2022 Start: 09:01 Finish: 09:21

HSCC Historic Formula Ford Championship

QUALIFYING - RACE 1 - STATISTICS

CLASS : 50

15 Starters

Fastest Lap History

NO	NAME	LAP TIME	TIME OF DAY	LAP	VEHICLE
17	**Brian MORRIS**	**2:11.617**	09:06:05.198	2	Lola T200
17	**Brian MORRIS**	**2:09.205**	09:08:14.402	3	Lola T200
17	**Brian MORRIS**	**2:08.263**	09:10:22.666	4	Lola T200
17	**Brian MORRIS**	**2:07.841**	09:16:47.599	7	Lola T200
17	**Brian MORRIS**	**2:07.324**	09:23:12.227	10	Lola T200

Weather / Track : Bright / Dry

Snetterton 300: 2.9689 miles
Date: 23/04/2022 Start: 09:01 Finish: 09:21

Sheet No:	Issue Time:

HSCC Historic Formula Ford Championship

RACE 1 - GRID (20 minutes)

ROW 13	25	47	Ian FERNIHOUGH	2:16.486
ROW 12	23	30	David SQUIRE	2:14.865
ROW 11	21	88	Mike BAINBRIDGE	2:14.295
ROW 10	19	98	Chris STUART	2:14.201
ROW 9	17	20	Kevin STANZL	2:11.535
ROW 8	15	42	Cormac FLANAGAN	2:10.699
ROW 7	13	21	Ross DRYBROUGH	2:09.904
ROW 6	11	72	James RUSSELL	2:09.611
ROW 5	9	69	Oliver CHAPMAN	2:09.048
ROW 4	7	70	Daniel STANZL	2:07.868
ROW 3	5	17	Brian MORRIS	2:07.324
ROW 2	3	43	Callum GRANT	2:05.716
ROW 1	1	117	Tom MCARTHUR	2:05.292
			Pole	

26	9	Kevin WILLIAMS	2:17.101
24	27	Dick DIXON	2:15.265
22	147	Louis HANJOUL	2:14.434
20	97	Alan SCHMIDT	2:14.209
18	76	Mark CARTER	2:12.684
16	41	Paul UNSWORTH	2:10.888
14	22	Tim BRISE	2:10.155
12	134	Scott RAWLINSON	2:09.785
10	36	Rob SMITH	2:09.234
8	89	Tom PEARSON	2:08.784
6	15	Matthew WRIGLEY	2:07.396
4	16	Simon TOYNE	2:06.897
2	8	Samuel HARRISON	2:05.346

Snetterton 300: 2.9689 miles

These results are provisional until the conclusion of any judicial and technical matters.

Clerk Of Course : Julian Floyd	Stewards :	Timekeeper : Nick Palmer

Sheet No:	Issue Time:

HSCC Historic Formula Ford Championship

RACE 1 - CLASSIFICATION

POS	NO	CL	PIC	NAME	ENTRY	LAPS	TIME	GAP	DIFF	MPH	BEST	ON
1	**117**		1	Tom MCARTHUR	Titan Mk4	**10**	21:13.160			83.94	**2:06.015**	7
2	**43**		2	Callum GRANT	Merlyn Mk20A	**10**	21:13.223	**0.063**	0.063	83.94	**2:05.449**	7
3	**8**		3	Samuel HARRISON	Merlyn Mk20	**10**	21:15.194	**2.034**	1.971	83.81	**2:05.952**	7
4	**15**		4	Matthew WRIGLEY	Merlyn Mk11A/20	**10**	21:33.904	**20.744**	18.710	82.60	**2:07.813**	9
5	**70**		5	Daniel STANZL	Elden Mk8	**10**	21:34.188	**21.028**	0.284	82.58	**2:07.228**	9
6	**16**		6	Simon TOYNE	Lola T200	**10**	21:34.530	**21.370**	0.342	82.56	**2:07.174**	9
7	**17**	50	1	Brian MORRIS	Lola T200	**10**	21:35.265	**22.105**	0.735	82.51	**2:07.586**	9
8	**69**		7	Oliver CHAPMAN	Lola T200	**10**	21:49.416	**36.256**	14.151	81.62	**2:08.507**	5
9	**22**	50	2	Tim BRISE	Merlyn Mk20	**10**	21:56.338	**43.178**	6.922	81.19	**2:08.472**	10
10	**36**	50	3	Rob SMITH	Merlyn Mk20	**10**	21:56.467	**43.307**	0.129	81.18	**2:09.159**	10
11	**21**		8	Ross DRYBROUGH	March 709	**10**	21:59.695	**46.535**	3.228	80.98	**2:10.263**	10
12	**72**		9	James RUSSELL	Merlyn Mk20	**10**	21:59.871	**46.711**	0.176	80.97	**2:09.936**	9
13	**89**		10	Tom PEARSON	Merlyn Mk11/17	**10**	22:03.273	**50.113**	3.402	80.77	**2:08.187**	10
14	**41**	50	4	Paul UNSWORTH	Lola T200	**10**	22:03.449	**50.289**	0.176	80.75	**2:10.311**	7
15	**42**		11	Cormac FLANAGAN	Alexis Mk14	**10**	22:12.722	**59.562**	9.273	80.19	**2:10.099**	4
16	**134**		12	Scott RAWLINSON	Merlyn Mk11A	**10**	22:13.035	**59.875**	0.313	80.17	**2:11.044**	10
17	**20**	50	5	Kevin STANZL	Crossle 16F	**10**	22:14.772	**1:01.612**	1.737	80.07	**2:10.348**	10
18	**98**	50	6	Chris STUART	Merlyn Mk11A	**10**	22:37.741	**1:24.581**	22.969	78.71	**2:11.845**	9
19	**88**	50	7	Mike BAINBRIDGE	Lola T200	**10**	22:38.207	**1:25.047**	0.466	78.69	**2:12.835**	4
20	**76**	50	8	Mark CARTER	Merlyn Mk20	**10**	22:38.399	**1:25.239**	0.192	78.68	**2:12.923**	10
21	**30**	50	9	David SQUIRE	Hawke DL2	**10**	22:39.555	**1:26.395**	1.156	78.61	**2:13.634**	10
22	**97**	50	10	Alan SCHMIDT	Merlyn Mk20A	**10**	22:46.060	**1:32.900**	6.505	78.24	**2:13.608**	9
23	**27**	50	11	Dick DIXON	Lotus 61	**10**	23:12.721	**1:59.561**	26.661	76.74	**2:15.799**	4
24	**47**	50	12	Ian FERNIHOUGH	Titan Mk6	**10**	23:13.209	**2:00.049**	0.488	76.71	**2:16.649**	6
25	**9**	50	13	Kevin WILLIAMS	Merlyn Mk20A	**10**	23:19.072	**2:05.912**	5.863	76.39	**2:15.954**	10
26	**147**	50	14	Louis HANJOUL	Elden Mk8/10	**9**	23:09.105	**1 Lap**	1 Lap	69.24	**2:14.615**	5

FASTEST LAP

43		Callum GRANT	Merlyn Mk20A	**7**	2:05.449	85.19 mph	137.11 kph
17	50	Brian MORRIS	Lola T200	**9**	2:07.586	83.77 mph	134.81 kph

Race Distance: 10 Laps / 29.68 miles
Snetterton 300: 2.9689 miles
Date: 23/04/2022 Start: 13:42 Finish: 14:04

Weather / Track : Bright / Dry
These results are provisional until the conclusion of any judicial and technical matters.

Clerk Of Course : Julian Floyd	Stewards :	Timekeeper : Nick Palmer

Results can be found at www.tsl-timing.com

Printed - 14:07 Saturday, 23 April 2022

HSCC Historic Formula Ford Championship

RACE 1 - LAP CHART

LAP 1		@ 13:45:06.691	LAP 2		@ 13:47:13.702	LAP 3		@ 13:49:20.262	LAP 4		@ 13:51:26.681	LAP 5		@ 13:53:34.365
NO	BEHIND	LAP TIME	NO	BEHIND	LAP TIME	NO	BEHIND	LAP TIME	NO	BEHIND	LAP TIME	NO	BEHIND	LAP TIME
117		2:13.391	**117**		2:07.011	**8**		2:06.204	**8**		2:06.419	**117**		2:07.492
8	0.206	2:13.597	**8**	0.356	2:07.161	**117**	0.126	2:06.686	**117**	0.192	2:06.485	**43**	0.187	2:07.388
43	0.402	2:13.793	**43**	0.866	2:07.475	**43**	0.555	2:06.249	**43**	0.483	2:06.347	**8**	0.666	2:08.350
15	3.764	2:17.155	**15**	7.148	2:10.395	**16**	9.657	2:09.035	**16**	11.153	2:07.915	**70**	12.019	2:08.048
16	3.916	2:17.307	**16**	7.182	2:10.277	**15**	10.011	2:09.423	**15**	11.442	2:07.850	**15**	12.073	2:08.315
17	4.366	2:17.757	**70**	7.414	2:09.830	**70**	10.189	2:09.335	**70**	11.655	2:07.885	**16**	12.200	2:08.731
70	4.595	2:17.986	**17**	7.801	2:10.446	**17**	10.706	2:09.465	**17**	12.511	2:08.224	**17**	12.765	2:07.938
89	5.777	2:19.168	**89**	8.660	2:09.894	**89**	11.965	2:09.865	**69**	14.932	2:08.971	**69**	15.755	2:08.507
69	6.515	2:19.906	**69**	9.266	2:09.762	**69**	12.380	2:09.674	**89**	15.537	2:09.991	**89**	16.319	2:08.466
22	7.451	2:20.842	**22**	12.104	2:11.664	**22**	16.621	2:11.077	**22**	21.110	2:10.908	**21**	24.779	2:10.686
36	7.599	2:20.990	**21**	13.195	2:12.178	**36**	17.028	2:09.870	**36**	21.288	2:10.679	**22**	24.964	2:11.538
21	8.028	2:21.419	**72**	13.446	2:12.058	**21**	17.532	2:10.897	**21**	21.777	2:10.664	**36**	25.109	2:11.505
72	8.399	2:21.790	**36**	13.718	2:13.130	**72**	18.398	2:11.512	**72**	22.420	2:10.441	**72**	25.496	2:10.760
134	9.240	2:22.631	**134**	15.082	2:12.853	**41**	19.550	2:10.898	**41**	23.645	2:10.514	**41**	26.879	2:10.918
41	9.849	2:23.240	**41**	15.212	2:12.374	**134**	21.105	2:12.583	**134**	25.883	2:11.197	**134**	30.077	2:11.878
98	11.588	2:24.979	**98**	18.485	2:13.908	**42**	23.108	2:10.796	**42**	26.788	2:10.099	**42**	30.334	2:11.230
42	12.186	2:25.577	**42**	18.872	2:13.697	**98**	24.819	2:12.894	**98**	31.264	2:12.864	**98**	37.267	2:13.687
30	13.119	2:26.510	**30**	21.043	2:14.935	**20**	28.670	2:11.976	**20**	34.708	2:12.457	**20**	39.592	2:12.568
88	15.202	2:28.593	**88**	23.101	2:14.910	**30**	30.186	2:15.703	**88**	38.055	2:12.835	**88**	45.782	2:15.411
20	15.413	2:28.804	**20**	23.254	2:14.852	**88**	31.639	2:15.098	**30**	38.520	2:14.753	**30**	45.936	2:15.100
97	16.397	2:29.788	**76**	24.805	2:15.243	**76**	32.809	2:14.564	**76**	40.461	2:14.071	**76**	46.231	2:13.454
76	16.573	2:29.964	**97**	26.877	2:17.491	**97**	35.354	2:15.037	**97**	44.525	2:15.590	**97**	51.488	2:14.647
27	17.636	2:31.027	**27**	28.223	2:17.598	**27**	37.532	2:15.869	**27**	46.912	2:15.799	**27**	55.684	2:16.456
9	19.152	2:32.543	**9**	30.416	2:18.275	**147**	42.622	2:18.576	**147**	52.120	2:15.917	**147**	59.051	2:14.615
47	20.394	2:33.785	**147**	30.606	2:17.178	**47**	43.533	2:18.531	**47**	54.395	2:17.281	**47**	1:03.556	2:16.845
147	20.439	2:33.830	**47**	31.562	2:18.179	**9**	50.503	2:26.647	**9**	1:02.889	2:18.805	**9**	1:13.400	2:18.195

Weather / Track : Bright / Dry

Snetterton 300: 2.9689 miles
Date: 23/04/2022 Start: 13:42 Finish: 14:04

HSCC Historic Formula Ford Championship

RACE 1 - LAP CHART

LAP 6		@ 13:55:40.754	LAP 7		@ 13:57:46.769	LAP 8		@ 13:59:53.253	LAP 9		@ 14:01:59.789	LAP 10		@ 14:04:06.460
NO	BEHIND	LAP TIME	NO	BEHIND	LAP TIME	NO	BEHIND	LAP TIME	NO	BEHIND	LAP TIME	NO	BEHIND	LAP TIME
117		2:06.389	**117**		2:06.015	**43**		2:06.140	**43**		2:06.536	**117**		2:06.479
43	0.910	2:07.112	**43**	0.344	2:05.449	**117**	0.178	2:06.662	**117**	0.192	2:06.550	**43**	0.063	2:06.734
8	1.489	2:07.212	**8**	1.426	2:05.952	**8**	2.683	2:07.741	**8**	2.328	2:06.181	**8**	2.034	2:06.377
70	13.898	2:08.268	**15**	16.101	2:07.900	**15**	18.214	2:08.597	**70**	19.159	2:07.228	**15**	20.744	2:07.924
15	14.216	2:08.532	**16**	16.180	2:07.828	**70**	18.467	2:08.438	**15**	19.491	2:07.813	**70**	21.028	2:08.540
16	14.367	2:08.556	**70**	16.513	2:08.630	**16**	19.057	2:09.361	**16**	19.695	2:07.174	**16**	21.370	2:08.346
17	14.985	2:08.609	**17**	17.148	2:08.178	**17**	19.527	2:08.863	**17**	20.577	2:07.586	**17**	22.105	2:08.199
69	18.270	2:08.904	**69**	22.523	2:10.268	**69**	27.141	2:11.102	**69**	31.306	2:10.701	**69**	36.256	2:11.621
21	29.732	2:11.342	**22**	34.366	2:10.481	**36**	38.085	2:09.886	**36**	40.819	2:09.270	**22**	43.178	2:08.472
22	29.900	2:11.325	**21**	34.505	2:10.788	**21**	39.029	2:11.008	**22**	41.377	2:08.818	**36**	43.307	2:09.159
36	30.118	2:11.398	**36**	34.683	2:10.580	**22**	39.095	2:11.213	**21**	42.943	2:10.450	**21**	46.535	2:10.263
72	30.719	2:11.612	**72**	35.304	2:10.600	**72**	39.963	2:11.143	**72**	43.363	2:09.936	**72**	46.711	2:10.019
41	32.272	2:11.782	**41**	36.568	2:10.311	**41**	41.598	2:11.514	**41**	45.522	2:10.460	**89**	50.113	2:08.187
134	37.253	2:13.565	**89**	42.801	2:11.511	**89**	45.970	2:09.653	**89**	48.597	2:09.163	**41**	50.289	2:11.438
89	37.305	2:27.375	**134**	43.440	2:12.202	**134**	49.625	2:12.669	**134**	55.502	2:12.413	**42**	59.562	2:10.565
42	37.842	2:13.897	**42**	44.107	2:12.280	**42**	49.798	2:12.175	**42**	55.668	2:12.406	**134**	59.875	2:11.044
98	44.215	2:13.337	**20**	49.234	2:10.905	**20**	53.496	2:10.746	**20**	57.935	2:10.975	**20**	1:01.612	2:10.348
20	44.344	2:11.141	**98**	50.249	2:12.049	**76**	1:10.922	2:14.587	**98**	1:17.886	2:11.845	**98**	1:24.581	2:13.366
88	53.454	2:14.061	**88**	1:02.509	2:15.070	**88**	1:11.375	2:15.350	**88**	1:18.270	2:13.431	**88**	1:25.047	2:13.448
30	53.799	2:14.252	**76**	1:02.819	2:14.566	**30**	1:12.240	2:15.350	**76**	1:18.987	2:14.601	**76**	1:25.239	2:12.923
76	54.268	2:14.426	**30**	1:03.374	2:15.590	**98**	1:12.577	2:28.812	**30**	1:19.432	2:13.728	**30**	1:26.395	2:13.634
97	1:00.053	2:14.954	**97**	1:08.328	2:14.290	**97**	1:17.164	2:15.320	**97**	1:24.236	2:13.608	**97**	1:32.900	2:15.335
147	1:07.864	2:15.202	**147**	1:17.871	2:16.022	**147**	1:26.943	2:15.556	**47**	1:48.456	2:18.132	**147**	1 Lap	4:42.208
27	1:08.607	2:19.312	**47**	1:25.358	2:17.557	**47**	1:36.860	2:17.986	**27**	1:50.365	2:16.362	**27**	1:59.561	2:15.867
47	1:13.816	2:16.649	**27**	1:31.089	2:28.497	**27**	1:40.539	2:15.934	**9**	1:56.629	2:16.345	**47**	2:00.049	2:18.264
9	1:24.692	2:17.681	**9**	1:36.434	2:17.757	**9**	1:46.820	2:16.870				**9**	2:05.912	2:15.954

Weather / Track : Bright / Dry

Snetterton 300: 2.9689 miles
Date: 23/04/2022 Start: 13:42 Finish: 14:04

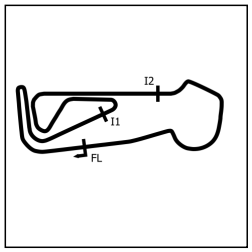

HSCC Historic Formula Ford Championship

RACE 1 - SECTOR ANALYSIS

SECTOR 1 = FL to I1, SECTOR 2 = I1 to I2, SECTOR 3 = I2 to FL, DIFF = Difference To Personal Best Lap, P = Crossed Finish Line in Pit Lane, D = Time Disallowed

P1 117 Tom MCARTHUR — Titan Mk4

IDEAL LAP TIME : 2:05.873 BEST LAP TIME : 2:06.015 DIFFERENCE : 0.142

LAP	SECTOR 1		SECTOR 2		SECTOR 3		LAP TIME	MPH	DIFF	TIME OF DAY
1 -		100.1	45.968	111.4	41.487	109.4	2:13.391	80.12	7.376	13:45:06.691
2 -	40.405	100.9	45.383	112.7	41.223	110.1	2:07.011	84.15	0.996	13:47:13.702
3 -	39.884	101.8	45.485	***118.3***	41.317	113.3	2:06.686	84.36	0.671	13:49:20.388
4 -	39.906	101.2	45.283	112.9	41.296	113.5	2:06.485	84.50	0.470	13:51:26.873
5 -	40.132	102.4	46.419	***118.3***	40.941	109.4	2:07.492	83.83	1.477	13:53:34.365
6 -	40.116	***105.0***	45.269	114.5	41.004	110.5	2:06.389 **(2)**	84.56	0.374	13:55:40.754
7 -	39.782	101.8	45.308	112.2	***40.925***	110.1	***2:06.015*** **(1)**	***84.81***		***13:57:46.769***
8 -	***39.737***	100.7	45.402	111.4	41.523	113.5	2:06.662	84.38	0.647	13:59:53.431
9 -	39.813	100.4	45.372	112.0	41.365	***113.9***	2:06.550	84.45	0.535	14:01:59.981
10 -	39.792	100.7	***45.211***	112.0	41.476	110.0	2:06.479 **(3)**	84.50	0.464	14:04:06.460

P2 43 Callum GRANT — Merlyn Mk20A

IDEAL LAP TIME : 2:05.340 BEST LAP TIME : 2:05.449 DIFFERENCE : 0.109

LAP	SECTOR 1		SECTOR 2		SECTOR 3		LAP TIME	MPH	DIFF	TIME OF DAY
1 -		102.1	45.848	114.3	41.508	113.3	2:13.793	79.88	8.344	13:45:07.093
2 -	40.565	103.4	45.332	116.5	41.578	112.4	2:07.475	83.84	2.026	13:47:14.568
3 -	39.624	***104.8***	45.066	***118.3***	41.559	112.7	2:06.249 **(3)**	84.65	0.800	13:49:20.817
4 -	39.836	104.6	45.199	117.9	41.312	***113.9***	2:06.347	84.59	0.898	13:51:27.164
5 -	39.975	104.5	46.175	111.6	41.238	113.3	2:07.388	83.90	1.939	13:53:34.552
6 -	39.711	101.2	45.553	111.1	41.848	111.4	2:07.112	84.08	1.663	13:55:41.664
7 -	***39.380***	104.0	45.144	115.5	***40.925***	113.1	***2:05.449*** **(1)**	***85.19***		***13:57:47.113***
8 -	39.544	104.5	45.278	116.3	41.318	110.1	2:06.140 **(2)**	84.73	0.691	13:59:53.253
9 -	40.122	99.1	45.191	113.3	41.223	110.1	2:06.536	84.46	1.087	14:01:59.789
10 -	40.212	101.8	***45.035***	117.1	41.487	110.1	2:06.734	84.33	1.285	14:04:06.523

P3 8 Samuel HARRISON — Merlyn Mk20

IDEAL LAP TIME : 2:05.479 BEST LAP TIME : 2:05.952 DIFFERENCE : 0.473

LAP	SECTOR 1		SECTOR 2		SECTOR 3		LAP TIME	MPH	DIFF	TIME OF DAY
1 -		***104.6***	45.609	113.7	41.439	***111.6***	2:13.597	80.00	7.645	13:45:06.897
2 -	40.631	102.6	44.974	114.9	41.556	111.4	2:07.161	84.05	1.209	13:47:14.058
3 -	39.626	104.3	45.292	111.4	41.286	109.2	2:06.204 **(3)**	84.68	0.252	13:49:20.262
4 -	40.292	104.2	45.107	116.9	***41.020***	109.4	2:06.419	84.54	0.467	13:51:26.681
5 -	40.317	100.4	46.389	111.4	41.644	***111.6***	2:08.350	83.27	2.398	13:53:35.031
6 -	39.829	104.3	***44.947***	***117.3***	42.436	***111.6***	2:07.212	84.01	1.260	13:55:42.243
7 -	***39.512***	103.0	45.109	114.3	41.331	110.7	***2:05.952*** **(1)**	***84.85***		***13:57:48.195***
8 -	40.338	98.9	45.893	111.8	41.510	109.4	2:07.741	83.66	1.789	13:59:55.936
9 -	39.839	101.3	45.126	112.2	41.216	110.0	2:06.181 **(2)**	84.70	0.229	14:02:02.117
10 -	39.637	101.5	45.335	111.8	41.405	109.6	2:06.377	84.57	0.425	14:04:08.494

P4 15 Matthew WRIGLEY — Merlyn Mk11A/20

IDEAL LAP TIME : 2:07.380 BEST LAP TIME : 2:07.813 DIFFERENCE : 0.433

LAP	SECTOR 1		SECTOR 2		SECTOR 3		LAP TIME	MPH	DIFF	TIME OF DAY
1 -		100.6	46.665	110.1	42.740	107.7	2:17.155	77.92	9.342	13:45:10.455
2 -	41.218	99.2	46.271	111.2	42.906	107.7	2:10.395	81.96	2.582	13:47:20.850
3 -	41.185	102.7	45.592	112.7	42.646	110.1	2:09.423	82.58	1.610	13:49:30.273
4 -	40.128	102.7	45.747	112.7	41.975	***112.4***	2:07.850 **(2)**	83.59	0.037	13:51:38.123
5 -	40.182	***103.4***	***45.551***	***116.1***	42.582	111.4	2:08.315	83.29	0.502	13:53:46.438
6 -	40.581	100.6	45.976	111.2	41.975	112.0	2:08.532	83.15	0.719	13:55:54.970
7 -	***39.980***	100.9	45.804	111.8	42.116	110.0	2:07.900 **(3)**	83.56	0.087	13:58:02.870
8 -	40.521	99.2	45.949	110.7	42.127	109.4	2:08.597	83.11	0.784	14:00:11.467
9 -	40.156	100.6	45.769	110.5	41.888	112.0	***2:07.813*** **(1)**	***83.62***		***14:02:19.280***
10 -	40.084	100.3	45.991	111.4	***41.849***	109.2	2:07.924	83.55	0.111	14:04:27.204

Weather / Track : Bright / Dry

Snetterton 300: 2.9689 miles
Date: 23/04/2022 Start: 13:42 Finish: 14:04

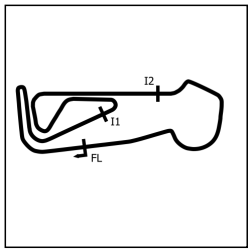

HSCC Historic Formula Ford Championship

RACE 1 - SECTOR ANALYSIS

SECTOR 1 = FL to I1, SECTOR 2 = I1 to I2, SECTOR 3 = I2 to FL, DIFF = Difference To Personal Best Lap, P = Crossed Finish Line in Pit Lane, D = Time Disallowed

P5 70 Daniel STANZL Elden Mk8

IDEAL LAP TIME : 2:06.970 BEST LAP TIME : 2:07.228 DIFFERENCE : 0.258

LAP	SECTOR 1		SECTOR 2		SECTOR 3		LAP TIME		MPH	DIFF	TIME OF DAY
1 -		100.6	47.273	114.3	42.385	***114.1***	2:17.986		77.45	10.758	13:45:11.286
2 -	40.743	103.5	46.293	115.1	42.794	111.1	2:09.830		82.32	2.602	13:47:21.116
3 -	41.178	103.2	45.754	***117.9***	42.403	111.6	2:09.335		82.63	2.107	13:49:30.451
4 -	40.549	102.7	45.680	115.5	41.656	112.0	2:07.885	**(2)**	83.57	0.657	13:51:38.336
5 -	40.291	***104.3***	***45.354***	115.3	42.403	108.9	2:08.048	**(3)**	83.46	0.820	13:53:46.384
6 -	40.796	103.2	45.774	112.4	41.698	108.2	2:08.268		83.32	1.040	13:55:54.652
7 -	40.140	101.3	46.119	108.7	42.371	110.3	2:08.630		83.09	1.402	13:58:03.282
8 -	40.878	98.5	46.069	110.1	***41.491***	111.2	2:08.438		83.21	1.210	14:00:11.720
9 -	***40.125***	102.6	45.530	112.4	41.573	108.5	***2:07.228***	**(1)**	***84.00***		***14:02:18.948***
10 -	40.279	100.3	46.170	112.0	42.091	112.7	2:08.540		83.14	1.312	14:04:27.488

P6 16 Simon TOYNE Lola T200

IDEAL LAP TIME : 2:07.136 BEST LAP TIME : 2:07.174 DIFFERENCE : 0.038

LAP	SECTOR 1		SECTOR 2		SECTOR 3		LAP TIME		MPH	DIFF	TIME OF DAY
1 -		99.7	46.773	111.2	42.394	111.2	2:17.307		77.84	10.133	13:45:10.607
2 -	41.411	100.0	46.138	113.5	42.728	108.5	2:10.277		82.04	3.103	13:47:20.884
3 -	40.745	100.1	45.820	110.0	42.470	107.8	2:09.035		82.83	1.861	13:49:29.919
4 -	40.290	99.8	45.698	110.0	***41.927***	109.1	2:07.915	**(3)**	83.55	0.741	13:51:37.834
5 -	40.194	99.7	45.787	110.3	42.750	110.9	2:08.731		83.02	1.557	13:53:46.565
6 -	41.173	100.9	45.316	***116.5***	42.067	111.8	2:08.556		83.13	1.382	13:55:55.121
7 -	40.016	103.5	45.712	113.9	42.100	111.8	2:07.828	**(2)**	83.61	0.654	13:58:02.949
8 -	41.142	100.1	46.126	111.2	42.093	111.2	2:09.361		82.62	2.187	14:00:12.310
9 -	***39.908***	***104.3***	***45.301***	111.4	41.965	***113.3***	***2:07.174***	**(1)**	***84.04***		***14:02:19.484***
10 -	40.058	101.3	45.902	112.5	42.386	111.1	2:08.346		83.27	1.172	14:04:27.830

P7 17 50 Brian MORRIS Lola T200

IDEAL LAP TIME : 2:07.483 BEST LAP TIME : 2:07.586 DIFFERENCE : 0.103

LAP	SECTOR 1		SECTOR 2		SECTOR 3		LAP TIME		MPH	DIFF	TIME OF DAY
1 -		95.5	46.805	112.5	42.634	110.0	2:17.757		77.58	10.171	13:45:11.057
2 -	41.245	99.7	46.199	108.9	43.002	111.4	2:10.446		81.93	2.860	13:47:21.503
3 -	41.331	103.2	***45.650***	113.3	42.484	110.7	2:09.465		82.55	1.879	13:49:30.968
4 -	40.295	100.9	45.869	115.7	42.060	110.9	2:08.224		83.35	0.638	13:51:39.192
5 -	40.131	102.7	45.689	113.3	42.118	111.4	2:07.938	**(2)**	83.54	0.352	13:53:47.130
6 -	40.673	***103.4***	45.809	***116.5***	42.127	108.9	2:08.609		83.10	1.023	13:55:55.739
7 -	***40.078***	103.2	45.970	113.3	42.130	***111.6***	2:08.178	**(3)**	83.38	0.592	13:58:03.917
8 -	40.367	100.0	46.084	112.9	42.412	***111.6***	2:08.863		82.94	1.277	14:00:12.780
9 -	40.181	102.9	***45.650***	113.9	***41.755***	110.9	***2:07.586***	**(1)**	***83.77***		***14:02:20.366***
10 -	40.132	101.8	46.123	112.5	41.944	110.0	2:08.199		83.37	0.613	14:04:28.565

P8 69 Oliver CHAPMAN Lola T200

IDEAL LAP TIME : 2:08.036 BEST LAP TIME : 2:08.507 DIFFERENCE : 0.471

LAP	SECTOR 1		SECTOR 2		SECTOR 3		LAP TIME		MPH	DIFF	TIME OF DAY
1 -		102.6	47.015	111.1	43.629	108.7	2:19.906		76.39	11.399	13:45:13.206
2 -	40.623	101.6	46.214	112.9	42.925	109.4	2:09.762		82.36	1.255	13:47:22.968
3 -	40.879	102.2	***45.605***	***115.3***	43.190	***110.5***	2:09.674		82.42	1.167	13:49:32.642
4 -	40.472	***104.8***	46.424	109.6	***42.075***	108.5	2:08.971	**(3)**	82.87	0.464	13:51:41.613
5 -	***40.356***	100.4	45.999	110.5	42.152	107.5	***2:08.507***	**(1)**	***83.17***		***13:53:50.120***
6 -	40.455	100.0	45.955	110.5	42.494	108.2	2:08.904	**(2)**	82.91	0.397	13:55:59.024
7 -	40.547	100.0	46.163	109.4	43.558	106.0	2:10.268		82.04	1.761	13:58:09.292
8 -	41.111	98.6	46.304	108.7	43.687	106.5	2:11.102		81.52	2.595	14:00:20.394
9 -	40.811	99.5	46.713	108.0	43.177	106.8	2:10.701		81.77	2.194	14:02:31.095
10 -	41.081	97.5	47.099	108.2	43.441	108.4	2:11.621		81.20	3.114	14:04:42.716

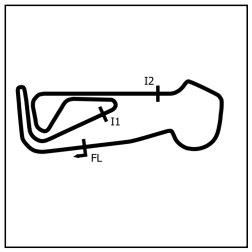

HSCC Historic Formula Ford Championship

RACE 1 - SECTOR ANALYSIS

SECTOR 1 = FL to I1, SECTOR 2 = I1 to I2, SECTOR 3 = I2 to FL, DIFF = Difference To Personal Best Lap, P = Crossed Finish Line in Pit Lane, D = Time Disallowed

P9 22 50 Tim BRISE Merlyn Mk20

IDEAL LAP TIME : 2:08.071 BEST LAP TIME : 2:08.472 DIFFERENCE : 0.401

LAP	SECTOR 1		SECTOR 2		SECTOR 3		LAP TIME	MPH	DIFF	TIME OF DAY
1 -		***102.6***	47.285	112.5	43.609	109.8	2:20.842	75.88	12.370	13:45:14.142
2 -	41.770	100.4	46.683	112.5	43.211	109.4	2:11.664	81.17	3.192	13:47:25.806
3 -	41.520	100.6	46.648	111.6	42.909	109.4	2:11.077	81.54	2.605	13:49:36.883
4 -	41.357	100.4	46.622	111.4	42.929	109.8	2:10.908	81.64	2.436	13:51:47.791
5 -	41.304	101.2	46.807	110.5	43.427	113.3	2:11.538	81.25	3.066	13:53:59.329
6 -	42.109	100.1	46.414	110.9	42.802	***113.7***	2:11.325	81.38	2.853	13:56:10.654
7 -	41.111	100.6	46.251	110.7	43.119	109.2	2:10.481 **(3)**	81.91	2.009	13:58:21.135
8 -	42.492	101.5	46.185	110.9	42.536	113.1	2:11.213	81.45	2.741	14:00:32.348
9 -	40.672	***102.6***	45.890	113.1	***42.256***	111.8	2:08.818 **(2)**	82.97	0.346	14:02:41.166
10 -	***40.291***	101.0	***45.524***	***113.7***	42.657	110.7	***2:08.472*** **(1)**	***83.19***		***14:04:49.638***

P10 36 50 Rob SMITH Merlyn Mk20

IDEAL LAP TIME : 2:08.240 BEST LAP TIME : 2:09.159 DIFFERENCE : 0.919

LAP	SECTOR 1		SECTOR 2		SECTOR 3		LAP TIME	MPH	DIFF	TIME OF DAY
1 -		101.9	47.425	112.0	43.668	109.2	2:20.990	75.80	11.831	13:45:14.290
2 -	41.722	97.1	47.535	109.2	43.873	111.2	2:13.130	80.28	3.971	13:47:27.420
3 -	41.036	102.7	46.067	112.2	42.767	110.1	2:09.870 **(3)**	82.29	0.711	13:49:37.290
4 -	41.403	99.7	46.247	110.9	43.029	112.7	2:10.679	81.78	1.520	13:51:47.969
5 -	41.151	99.2	46.870	109.2	43.484	113.1	2:11.505	81.27	2.346	13:53:59.474
6 -	43.375	104.0	45.794	***114.7***	***42.229***	112.7	2:11.398	81.34	2.239	13:56:10.872
7 -	42.011	***105.0***	***45.776***	113.5	42.793	***113.7***	2:10.580	81.85	1.421	13:58:21.452
8 -	41.455	99.4	46.116	110.0	42.315	108.4	2:09.886	82.28	0.727	14:00:31.338
9 -	40.675	99.7	46.360	109.4	42.235	108.2	2:09.270 **(2)**	82.68	0.111	14:02:40.608
10 -	***40.235***	99.5	46.236	110.3	42.688	111.2	***2:09.159*** **(1)**	***82.75***		***14:04:49.767***

P11 21 Ross DRYBROUGH March 709

IDEAL LAP TIME : 2:09.086 BEST LAP TIME : 2:10.263 DIFFERENCE : 1.177

LAP	SECTOR 1		SECTOR 2		SECTOR 3		LAP TIME	MPH	DIFF	TIME OF DAY
1 -		103.0	47.054	***115.9***	43.869	109.8	2:21.419	75.57	11.156	13:45:14.719
2 -	41.667	100.4	46.924	112.7	43.587	107.3	2:12.178	80.86	1.915	13:47:26.897
3 -	41.124	101.0	46.463	112.9	43.310	109.8	2:10.897	81.65	0.634	13:49:37.794
4 -	41.036	99.1	46.233	110.9	43.395	110.9	2:10.664 **(3)**	81.79	0.401	13:51:48.458
5 -	41.009	101.2	46.424	110.1	43.253	108.7	2:10.686	81.78	0.423	13:53:59.144
6 -	42.728	101.8	***45.937***	110.7	42.677	108.9	2:11.342	81.37	1.079	13:56:10.486
7 -	41.396	***103.5***	46.099	111.6	43.293	***112.5***	2:10.788	81.72	0.525	13:58:21.274
8 -	42.521	100.0	45.976	112.2	***42.511***	110.1	2:11.008	81.58	0.745	14:00:32.282
9 -	41.093	103.4	45.973	114.1	43.384	108.7	2:10.450 **(2)**	81.93	0.187	14:02:42.732
10 -	***40.638***	100.1	46.599	110.0	43.026	109.4	***2:10.263*** **(1)**	***82.05***		***14:04:52.995***

P12 72 James RUSSELL Merlyn Mk20

IDEAL LAP TIME : 2:09.510 BEST LAP TIME : 2:09.936 DIFFERENCE : 0.426

LAP	SECTOR 1		SECTOR 2		SECTOR 3		LAP TIME	MPH	DIFF	TIME OF DAY
1 -		***103.2***	47.703	111.6	43.928	110.0	2:21.790	75.37	11.854	13:45:15.090
2 -	41.541	100.9	46.918	112.2	43.599	110.1	2:12.058	80.93	2.122	13:47:27.148
3 -	42.261	100.4	46.588	111.1	42.663	108.4	2:11.512	81.27	1.576	13:49:38.660
4 -	40.946	100.6	46.769	111.8	42.726	109.8	2:10.441 **(3)**	81.93	0.505	13:51:49.101
5 -	41.224	101.3	46.372	111.2	43.164	***111.2***	2:10.760	81.73	0.824	13:53:59.861
6 -	42.731	101.3	***46.238***	110.5	***42.643***	110.7	2:11.612	81.20	1.676	13:56:11.473
7 -	41.256	101.0	46.624	112.4	42.720	109.8	2:10.600	81.83	0.664	13:58:22.073
8 -	41.937	100.7	46.447	112.5	42.759	109.4	2:11.143	81.49	1.207	14:00:33.216
9 -	40.733	101.6	46.350	110.1	42.853	110.1	***2:09.936*** **(1)**	***82.25***		***14:02:43.152***
10 -	***40.629***	100.9	46.352	***113.1***	43.038	109.8	2:10.019 **(2)**	82.20	0.083	14:04:53.171

Weather / Track : Bright / Dry

Snetterton 300: 2.9689 miles
Date: 23/04/2022 Start: 13:42 Finish: 14:04

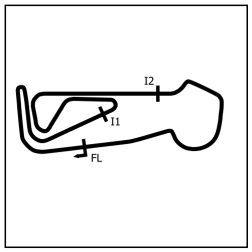

HSCC Historic Formula Ford Championship

RACE 1 - SECTOR ANALYSIS

SECTOR 1 = FL to I1, SECTOR 2 = I1 to I2, SECTOR 3 = I2 to FL, DIFF = Difference To Personal Best Lap, P = Crossed Finish Line in Pit Lane, D = Time Disallowed

P13 89 Tom PEARSON — Merlyn Mk11/17

IDEAL LAP TIME : 2:07.992 BEST LAP TIME : 2:08.187 DIFFERENCE : 0.195

LAP	SECTOR 1		SECTOR 2		SECTOR 3		LAP TIME		MPH	DIFF	TIME OF DAY
1 -		97.5	47.641	113.3	42.876	110.0	2:19.168		76.79	10.981	13:45:12.468
2 -	40.393	103.2	46.385	114.5	43.116	110.1	2:09.894		82.28	1.707	13:47:22.362
3 -	40.666	***105.5***	***45.861***	114.7	43.338	110.3	2:09.865		82.30	1.678	13:49:32.227
4 -	40.711	101.5	46.786	***115.1***	42.494	***111.2***	2:09.991		82.22	1.804	13:51:42.218
5 -	40.072	103.0	46.206	113.7	***42.188***	111.1	2:08.466	**(2)**	83.19	0.279	13:53:50.684
6 -	56.628	100.4	46.964	110.5	43.783	110.1	2:27.375		72.52	19.188	13:56:18.059
7 -	42.181	99.7	46.637	112.4	42.693	109.1	2:11.511		81.27	3.324	13:58:29.570
8 -	40.637	99.8	46.538	110.3	42.478	109.4	2:09.653		82.43	1.466	14:00:39.223
9 -	40.298	100.9	46.213	110.1	42.652	109.8	2:09.163	**(3)**	82.74	0.976	14:02:48.386
10 -	***39.943***	100.4	45.942	111.8	42.302	111.1	***2:08.187***	**(1)**	***83.37***		***14:04:56.573***

P14 41 50 Paul UNSWORTH — Lola T200

IDEAL LAP TIME : 2:09.993 BEST LAP TIME : 2:10.311 DIFFERENCE : 0.318

LAP	SECTOR 1		SECTOR 2		SECTOR 3		LAP TIME		MPH	DIFF	TIME OF DAY
1 -		101.8	47.426	112.4	44.151	***109.4***	2:23.240		74.61	12.929	13:45:16.540
2 -	41.125	101.6	47.250	110.3	43.999	108.5	2:12.374		80.74	2.063	13:47:28.914
3 -	40.963	102.1	46.682	112.0	43.253	108.4	2:10.898		81.65	0.587	13:49:39.812
4 -	40.712	100.4	46.249	112.5	43.553	108.5	2:10.514	**(3)**	81.89	0.203	13:51:50.326
5 -	40.836	101.0	46.504	112.5	43.578	109.2	2:10.918		81.63	0.607	13:54:01.244
6 -	42.037	100.0	46.527	113.3	***43.218***	109.2	2:11.782		81.10	1.471	13:56:13.026
7 -	40.716	101.2	***46.137***	***113.5***	43.458	108.7	***2:10.311***	**(1)**	***82.01***		***13:58:23.337***
8 -	40.878	***102.9***	47.295	109.1	43.341	108.0	2:11.514		81.26	1.203	14:00:34.851
9 -	***40.638***	100.7	46.581	109.1	43.241	108.4	2:10.460	**(2)**	81.92	0.149	14:02:45.311
10 -	40.973	99.4	46.479	109.4	43.986	107.7	2:11.438		81.31	1.127	14:04:56.749

P15 42 Cormac FLANAGAN — Alexis Mk14

IDEAL LAP TIME : 2:09.646 BEST LAP TIME : 2:10.099 DIFFERENCE : 0.453

LAP	SECTOR 1		SECTOR 2		SECTOR 3		LAP TIME		MPH	DIFF	TIME OF DAY
1 -		101.0	47.630	111.2	45.614	107.2	2:25.577		73.41	15.478	13:45:18.877
2 -	42.178	99.8	46.596	***114.7***	44.923	108.4	2:13.697		79.94	3.598	13:47:32.574
3 -	40.907	99.2	46.808	108.4	43.081	106.3	2:10.796	**(3)**	81.71	0.697	13:49:43.370
4 -	40.740	99.5	***46.319***	111.2	***43.040***	107.7	***2:10.099***	**(1)**	***82.15***		***13:51:53.469***
5 -	***40.287***	***103.7***	47.220	109.4	43.723	***109.8***	2:11.230		81.44	1.131	13:54:04.699
6 -	43.088	100.4	46.813	112.9	43.996	108.5	2:13.897		79.82	3.798	13:56:18.596
7 -	41.281	101.9	47.120	108.7	43.879	108.7	2:12.280		80.79	2.181	13:58:30.876
8 -	40.455	98.2	47.643	109.4	44.077	106.3	2:12.175		80.86	2.076	14:00:43.051
9 -	41.288	102.2	47.850	108.4	43.268	105.8	2:12.406		80.72	2.307	14:02:55.457
10 -	40.593	97.2	46.712	107.0	43.260	107.3	2:10.565	**(2)**	81.86	0.466	14:05:06.022

P16 134 Scott RAWLINSON — Merlyn Mk11A

IDEAL LAP TIME : 2:10.440 BEST LAP TIME : 2:11.044 DIFFERENCE : 0.604

LAP	SECTOR 1		SECTOR 2		SECTOR 3		LAP TIME		MPH	DIFF	TIME OF DAY
1 -		102.1	47.515	113.3	43.915	109.2	2:22.631		74.93	11.587	13:45:15.931
2 -	41.398	***102.9***	47.095	112.7	44.360	102.1	2:12.853		80.45	1.809	13:47:28.784
3 -	42.354	100.6	46.955	110.9	43.274	107.0	2:12.583		80.61	1.539	13:49:41.367
4 -	41.175	100.0	46.999	111.4	43.023	107.7	2:11.197	**(2)**	81.46	0.153	13:51:52.564
5 -	40.987	100.1	47.466	***113.9***	43.425	108.2	2:11.878	**(3)**	81.04	0.834	13:54:04.442
6 -	43.022	101.2	***46.794***	112.2	43.749	108.2	2:13.565		80.02	2.521	13:56:18.007
7 -	41.549	99.1	47.256	112.0	43.397	109.1	2:12.202		80.84	1.158	13:58:30.209
8 -	41.012	99.8	47.707	109.8	43.950	107.0	2:12.669		80.56	1.625	14:00:42.878
9 -	41.196	98.8	47.909	109.4	43.308	107.0	2:12.413		80.71	1.369	14:02:55.291
10 -	***40.814***	101.6	47.398	111.1	***42.832***	***110.9***	***2:11.044***	**(1)**	***81.56***		***14:05:06.335***

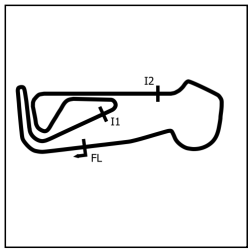

HSCC Historic Formula Ford Championship

RACE 1 - SECTOR ANALYSIS

SECTOR 1 = FL to I1, SECTOR 2 = I1 to I2, SECTOR 3 = I2 to FL, DIFF = Difference To Personal Best Lap, P = Crossed Finish Line in Pit Lane, D = Time Disallowed

P17 20 50 Kevin STANZL — Crossle 16F

IDEAL LAP TIME : 2:10.144 BEST LAP TIME : 2:10.348 DIFFERENCE : 0.204

LAP	SECTOR 1		SECTOR 2		SECTOR 3		LAP TIME		MPH	DIFF	TIME OF DAY
1 -		96.8	49.142	110.0	45.068	109.2	2:28.804		71.82	18.456	13:45:22.104
2 -	42.533	***100.6***	47.834	110.7	44.485	108.7	2:14.852		79.25	4.504	13:47:36.956
3 -	41.560	100.3	47.023	***110.9***	43.393	107.2	2:11.976		80.98	1.628	13:49:48.932
4 -	41.561	98.6	47.627	108.4	43.269	107.5	2:12.457		80.69	2.109	13:52:01.389
5 -	42.242	98.8	47.163	108.7	43.163	108.4	2:12.568		80.62	2.220	13:54:13.957
6 -	41.179	100.4	46.878	109.4	43.084	***112.0***	2:11.141		81.50	0.793	13:56:25.098
7 -	41.026	99.8	46.824	109.1	43.055	107.8	2:10.905	**(3)**	81.64	0.557	13:58:36.003
8 -	41.013	99.5	46.985	108.5	***42.748***	108.0	2:10.746	**(2)**	81.74	0.398	14:00:46.749
9 -	40.982	***100.6***	46.974	108.4	43.019	108.0	2:10.975		81.60	0.627	14:02:57.724
10 -	***40.754***	99.2	***46.642***	109.6	42.952	107.5	***2:10.348***	**(1)**	***81.99***		***14:05:08.072***

P18 98 50 Chris STUART — Merlyn Mk11A

IDEAL LAP TIME : 2:11.075 BEST LAP TIME : 2:11.845 DIFFERENCE : 0.770

LAP	SECTOR 1		SECTOR 2		SECTOR 3		LAP TIME		MPH	DIFF	TIME OF DAY
1 -		103.7	47.519	***114.3***	45.556	109.2	2:24.979		73.72	13.134	13:45:18.279
2 -	42.080	101.2	47.038	113.3	44.790	108.9	2:13.908		79.81	2.063	13:47:32.187
3 -	41.660	103.5	47.226	112.7	44.008	110.7	2:12.894		80.42	1.049	13:49:45.081
4 -	41.341	101.6	47.198	111.6	44.325	109.6	2:12.864	**(3)**	80.44	1.019	13:51:57.945
5 -	41.569	100.9	47.033	111.6	45.085	106.8	2:13.687		79.94	1.842	13:54:11.632
6 -	41.506	101.5	47.071	111.6	44.760	109.2	2:13.337		80.15	1.492	13:56:24.969
7 -	41.298	***104.8***	46.982	***114.3***	***43.769***	110.9	2:12.049	**(2)**	80.94	0.204	13:58:37.018
8 -	***40.470***	103.2	1:04.264	113.7	44.078	***111.8***	2:28.812		71.82	16.967	14:01:05.830
9 -	40.996	102.4	46.853	112.7	43.996	109.1	***2:11.845***	**(1)**	***81.06***		***14:03:17.675***
10 -	41.561	98.8	***46.836***	110.5	44.969	109.1	2:13.366		80.14	1.521	14:05:31.041

P19 88 50 Mike BAINBRIDGE — Lola T200

IDEAL LAP TIME : 2:12.390 BEST LAP TIME : 2:12.835 DIFFERENCE : 0.445

LAP	SECTOR 1		SECTOR 2		SECTOR 3		LAP TIME		MPH	DIFF	TIME OF DAY
1 -		101.0	48.994	109.6	45.165	107.3	2:28.593		71.92	15.758	13:45:21.893
2 -	42.472	99.1	47.607	110.1	44.831	107.3	2:14.910		79.22	2.075	13:47:36.803
3 -	42.009	***103.2***	47.950	***111.2***	45.139	108.4	2:15.098		79.11	2.263	13:49:51.901
4 -	41.726	101.8	***46.755***	110.7	44.354	108.0	***2:12.835***	**(1)**	***80.46***		***13:52:04.736***
5 -	41.871	100.0	47.577	107.2	45.963	107.2	2:15.411		78.93	2.576	13:54:20.147
6 -	41.771	99.4	47.645	108.9	44.645	108.0	2:14.061		79.72	1.226	13:56:34.208
7 -	43.343	101.3	47.241	109.1	44.486	107.3	2:15.070		79.12	2.235	13:58:49.278
8 -	42.629	98.6	48.309	109.1	44.412	109.8	2:15.350		78.96	2.515	14:01:04.628
9 -	41.744	99.4	47.417	110.1	***44.270***	***110.3***	2:13.431	**(2)**	80.10	0.596	14:03:18.059
10 -	***41.365***	102.4	47.439	109.1	44.644	109.6	2:13.448	**(3)**	80.09	0.613	14:05:31.507

P20 76 50 Mark CARTER — Merlyn Mk20

IDEAL LAP TIME : 2:12.460 BEST LAP TIME : 2:12.923 DIFFERENCE : 0.463

LAP	SECTOR 1		SECTOR 2		SECTOR 3		LAP TIME		MPH	DIFF	TIME OF DAY
1 -		97.5	49.527	109.8	45.020	***109.4***	2:29.964		71.27	17.041	13:45:23.264
2 -	42.512	95.4	48.339	108.9	44.392	105.8	2:15.243		79.02	2.320	13:47:38.507
3 -	42.212	98.2	47.818	108.0	44.534	106.5	2:14.564		79.42	1.641	13:49:53.071
4 -	41.904	99.1	47.805	109.2	44.362	107.0	2:14.071	**(3)**	79.71	1.148	13:52:07.142
5 -	41.680	99.4	47.197	110.9	44.577	108.7	2:13.454	**(2)**	80.08	0.531	13:54:20.596
6 -	42.631	100.1	47.870	110.3	***43.925***	108.9	2:14.426		79.50	1.503	13:56:35.022
7 -	42.886	***101.6***	***46.962***	***111.2***	44.718	109.1	2:14.566		79.42	1.643	13:58:49.588
8 -	42.713	99.4	47.943	109.1	43.931	105.6	2:14.587		79.41	1.664	14:01:04.175
9 -	42.211	96.8	47.582	107.5	44.808	108.2	2:14.601		79.40	1.678	14:03:18.776
10 -	***41.573***	98.5	46.997	110.0	44.353	108.0	***2:12.923***	**(1)**	***80.40***		***14:05:31.699***

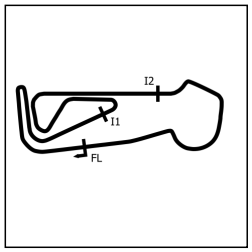

HSCC Historic Formula Ford Championship

RACE 1 - SECTOR ANALYSIS

SECTOR 1 = FL to I1, SECTOR 2 = I1 to I2, SECTOR 3 = I2 to FL, DIFF = Difference To Personal Best Lap, P = Crossed Finish Line in Pit Lane, D = Time Disallowed

P21 30 50 David SQUIRE — Hawke DL2

IDEAL LAP TIME : 2:13.486 BEST LAP TIME : 2:13.634 DIFFERENCE : 0.148

LAP	SECTOR 1		SECTOR 2		SECTOR 3		LAP TIME	MPH	DIFF	TIME OF DAY
1 -		100.6	48.425	107.7	44.883	107.0	2:26.510	72.95	12.876	13:45:19.810
2 -	42.651	98.9	47.806	107.7	44.478	105.8	2:14.935	79.20	1.301	13:47:34.745
3 -	42.749	98.2	48.051	106.1	44.903	106.1	2:15.703	78.76	2.069	13:49:50.448
4 -	42.523	98.3	47.614	108.9	44.616	108.7	2:14.753	79.31	1.119	13:52:05.201
5 -	42.660	98.8	47.504	107.2	44.936	105.5	2:15.100	79.11	1.466	13:54:20.301
6 -	42.334	100.0	47.695	109.2	44.223	109.4	2:14.252 (3)	79.61	0.618	13:56:34.553
7 -	42.521	97.3	48.038	105.1	45.031	108.9	2:15.590	78.82	1.956	13:58:50.143
8 -	42.405	***100.9***	48.255	***111.1***	44.690	108.0	2:15.350	78.96	1.716	14:01:05.493
9 -	42.460	***100.9***	***47.340***	108.5	***43.928***	***109.8***	2:13.728 (2)	79.92	0.094	14:03:19.221
10 -	***42.218***	99.5	47.456	107.5	43.960	108.2	***2:13.634*** (1)	***79.98***		***14:05:32.855***

P22 97 50 Alan SCHMIDT — Merlyn Mk20A

IDEAL LAP TIME : 2:13.237 BEST LAP TIME : 2:13.608 DIFFERENCE : 0.371

LAP	SECTOR 1		SECTOR 2		SECTOR 3		LAP TIME	MPH	DIFF	TIME OF DAY
1 -		97.5	49.597	101.2	46.090	105.6	2:29.788	71.35	16.180	13:45:23.088
2 -	42.863	84.7	49.176	***110.0***	45.452	105.0	2:17.491	77.73	3.883	13:47:40.579
3 -	42.212	98.2	48.153	108.7	44.672	105.8	2:15.037	79.14	1.429	13:49:55.616
4 -	42.354	97.9	48.061	108.2	45.175	105.3	2:15.590	78.82	1.982	13:52:11.206
5 -	41.726	97.3	48.053	108.5	44.868	106.0	2:14.647 (3)	79.37	1.039	13:54:25.853
6 -	41.695	97.5	48.447	108.4	44.812	***106.5***	2:14.954	79.19	1.346	13:56:40.807
7 -	41.802	96.6	47.943	107.5	***44.545***	105.6	2:14.290 (2)	79.58	0.682	13:58:55.097
8 -	42.138	96.6	48.630	107.8	44.552	105.6	2:15.320	78.98	1.712	14:01:10.417
9 -	***41.269***	***98.8***	***47.423***	108.4	44.916	105.8	***2:13.608*** (1)	***79.99***		***14:03:24.025***
10 -	42.340	96.6	48.068	107.5	44.927	105.3	2:15.335	78.97	1.727	14:05:39.360

P23 27 50 Dick DIXON — Lotus 61

IDEAL LAP TIME : 2:14.955 BEST LAP TIME : 2:15.799 DIFFERENCE : 0.844

LAP	SECTOR 1		SECTOR 2		SECTOR 3		LAP TIME	MPH	DIFF	TIME OF DAY
1 -		89.9	49.959	107.7	46.074	***106.1***	2:31.027	70.76	15.228	13:45:24.327
2 -	42.891	93.2	48.510	***110.7***	46.197	105.8	2:17.598	77.67	1.799	13:47:41.925
3 -	42.439	93.2	48.819	107.7	44.611	106.0	2:15.869 (3)	78.66	0.070	13:49:57.794
4 -	42.558	93.7	48.361	107.2	44.880	106.0	***2:15.799*** (1)	***78.70***		***13:52:13.593***
5 -	42.817	***98.2***	***48.046***	106.6	45.593	102.1	2:16.456	78.32	0.657	13:54:30.049
6 -	***42.307***	94.3	48.991	102.2	48.014	92.9	2:19.312	76.72	3.513	13:56:49.361
7 -	45.627	80.9	54.984	80.6	47.886	105.8	2:28.497	71.97	12.698	13:59:17.858
8 -	42.757	90.1	48.575	107.5	***44.602***	105.3	2:15.934	78.62	0.135	14:01:33.792
9 -	42.956	94.3	48.213	107.8	45.193	105.5	2:16.362	78.38	0.563	14:03:50.154
10 -	42.751	94.1	48.211	108.4	44.905	***106.1***	2:15.867 (2)	78.66	0.068	14:06:06.021

P24 47 50 Ian FERNIHOUGH — Titan Mk6

IDEAL LAP TIME : 2:15.901 BEST LAP TIME : 2:16.649 DIFFERENCE : 0.748

LAP	SECTOR 1		SECTOR 2		SECTOR 3		LAP TIME	MPH	DIFF	TIME OF DAY
1 -		92.1	49.887	***109.4***	47.528	103.2	2:33.785	69.49	17.136	13:45:27.085
2 -	43.627	94.2	48.692	104.2	45.860	102.6	2:18.179	77.34	1.530	13:47:45.264
3 -	43.804	94.9	49.768	106.3	***44.959***	104.3	2:18.531	77.15	1.882	13:50:03.795
4 -	42.891	***95.5***	49.208	104.2	45.182	103.0	2:17.281 (3)	77.85	0.632	13:52:21.076
5 -	42.817	95.4	***48.599***	103.8	45.429	102.9	2:16.845 (2)	78.10	0.196	13:54:37.921
6 -	42.583	95.3	48.841	103.7	45.225	103.8	***2:16.649*** (1)	***78.21***		***13:56:54.570***
7 -	***42.343***	94.6	49.537	104.0	45.677	102.6	2:17.557	77.69	0.908	13:59:12.127
8 -	42.699	94.1	49.495	103.0	45.792	102.1	2:17.986	77.45	1.337	14:01:30.113
9 -	42.857	94.1	49.151	104.2	46.124	88.6	2:18.132	77.37	1.483	14:03:48.245
10 -	44.046	93.3	49.022	103.8	45.196	***106.1***	2:18.264	77.30	1.615	14:06:06.509

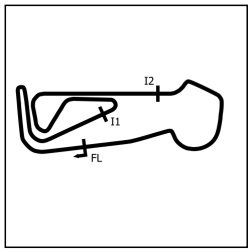

HSCC Historic Formula Ford Championship

RACE 1 - SECTOR ANALYSIS

SECTOR 1 = FL to I1, SECTOR 2 = I1 to I2, SECTOR 3 = I2 to FL, DIFF = Difference To Personal Best Lap, P = Crossed Finish Line in Pit Lane, D = Time Disallowed

P25 9 50 Kevin WILLIAMS Merlyn Mk20A

IDEAL LAP TIME : 2:15.548 BEST LAP TIME : 2:15.954 DIFFERENCE : 0.406

LAP	SECTOR 1		SECTOR 2		SECTOR 3		LAP TIME		MPH	DIFF	TIME OF DAY
1 -		96.1	49.205	***113.5***	46.353	107.5	2:32.543		70.06	16.589	13:45:25.843
2 -	43.436	***98.9***	48.597	111.2	46.242	107.0	2:18.275		77.29	2.321	13:47:44.118
3 -	51.897	96.5	48.654	110.1	46.096	106.5	2:26.647		72.88	10.693	13:50:10.765
4 -	43.625	94.9	48.812	108.0	46.368	106.6	2:18.805		77.00	2.851	13:52:29.570
5 -	43.419	94.1	48.568	109.1	46.208	106.6	2:18.195		77.34	2.241	13:54:47.765
6 -	43.256	96.0	48.270	109.4	46.155	107.7	2:17.681		77.62	1.727	13:57:05.446
7 -	43.154	97.8	48.293	108.4	46.310	106.8	2:17.757		77.58	1.803	13:59:23.203
8 -	***42.662***	96.2	48.487	110.1	45.721	106.8	2:16.870	**(3)**	78.08	0.916	14:01:40.073
9 -	42.817	96.6	48.116	109.8	45.412	106.8	2:16.345	**(2)**	78.38	0.391	14:03:56.418
10 -	43.068	96.5	***48.042***	109.6	***44.844***	***107.8***	***2:15.954***	**(1)**	***78.61***		***14:06:12.372***

P26 147 50 Louis HANJOUL Elden Mk8/10

IDEAL LAP TIME : 2:14.037 BEST LAP TIME : 2:14.615 DIFFERENCE : 0.578

LAP	SECTOR 1		SECTOR 2		SECTOR 3		LAP TIME		MPH	DIFF	TIME OF DAY
1 -		95.1	50.276	108.2	47.551	105.5	2:33.830		69.47	19.215	13:45:27.130
2 -	43.344	96.0	48.728	***108.9***	45.106	***109.6***	2:17.178		77.91	2.563	13:47:44.308
3 -	45.283	96.6	48.946	108.2	44.347	105.3	2:18.576		77.12	3.961	13:50:02.884
4 -	42.472	97.2	48.504	107.2	44.941	104.3	2:15.917		78.63	1.302	13:52:18.801
5 -	42.342	96.8	47.999	107.2	***44.274***	104.6	***2:14.615***	**(1)**	***79.39***		***13:54:33.416***
6 -	***42.121***	***98.3***	***47.642***	108.7	45.439	105.6	2:15.202	**(2)**	79.05	0.587	13:56:48.618
7 -	42.628	96.8	48.725	107.0	44.669	105.1	2:16.022		78.57	1.407	13:59:04.640
8 -	42.253	96.2	48.653	107.2	44.650	105.3	2:15.556	**(3)**	78.84	0.941	14:01:20.196
9 -	42.318	97.9	53.079	92.6			4:42.208		37.87	2:27.593	14:06:02.404

Weather / Track : Bright / Dry

Snetterton 300: 2.9689 miles
Date: 23/04/2022 Start: 13:42 Finish: 14:04

HSCC Historic Formula Ford Championship

RACE 1 - BEST SECTORS

SECTOR 1				SECTOR 2				SECTOR 3			
POS	NO	NAME	TIME	NO	NAME	TIME	NO	NAME	TIME
1	43	GRANT	39.380	8	HARRISON	44.947	117	MCARTHUR	40.925
2	8	HARRISON	39.512	43	GRANT	45.035	43	GRANT	40.925
3	117	MCARTHUR	39.737	117	MCARTHUR	45.211	8	HARRISON	41.020
4	16	TOYNE	39.908	16	TOYNE	45.301	70	STANZL	41.491
5	89	PEARSON	39.943	70	STANZL	45.354	17	MORRIS	41.755
6	15	WRIGLEY	39.980	22	BRISE	45.524	15	WRIGLEY	41.849
7	17	MORRIS	40.078	15	WRIGLEY	45.551	16	TOYNE	41.927
8	70	STANZL	40.125	69	CHAPMAN	45.605	69	CHAPMAN	42.075
9	36	SMITH	40.235	17	MORRIS	45.650	89	PEARSON	42.188
10	42	FLANAGAN	40.287	36	SMITH	45.776	36	SMITH	42.229
11	22	BRISE	40.291	89	PEARSON	45.861	22	BRISE	42.256
12	69	CHAPMAN	40.356	21	DRYBROUGH	45.937	21	DRYBROUGH	42.511
13	98	STUART	40.470	41	UNSWORTH	46.137	72	RUSSELL	42.643
14	72	RUSSELL	40.629	72	RUSSELL	46.238	20	STANZL	42.748
15	21	DRYBROUGH	40.638	42	FLANAGAN	46.319	134	RAWLINSON	42.832
16	41	UNSWORTH	40.638	20	STANZL	46.642	42	FLANAGAN	43.040
17	20	STANZL	40.754	88	BAINBRIDGE	46.755	41	UNSWORTH	43.218
18	134	RAWLINSON	40.814	134	RAWLINSON	46.794	98	STUART	43.769
19	97	SCHMIDT	41.269	98	STUART	46.836	76	CARTER	43.925
20	88	BAINBRIDGE	41.365	76	CARTER	46.962	30	SQUIRE	43.928
21	76	CARTER	41.573	30	SQUIRE	47.340	88	BAINBRIDGE	44.270
22	147	HANJOUL	42.121	97	SCHMIDT	47.423	147	HANJOUL	44.274
23	30	SQUIRE	42.218	147	HANJOUL	47.642	97	SCHMIDT	44.545
24	27	DIXON	42.307	9	WILLIAMS	48.042	27	DIXON	44.602
25	47	FERNIHOUGH	42.343	27	DIXON	48.046	9	WILLIAMS	44.844
26	9	WILLIAMS	42.662	47	FERNIHOUGH	48.599	47	FERNIHOUGH	44.959

IDEAL / BEST COMPARISON					
POS	NO	NAME	IDEAL	BEST	DIFF
		PERFECT LAP	2:05.252		
1	43	GRANT	2:05.340	2:05.449	0.109
2	8	HARRISON	2:05.479	2:05.952	0.473
3	117	MCARTHUR	2:05.873	2:06.015	0.142
4	70	STANZL	2:06.970	2:07.228	0.258
5	16	TOYNE	2:07.136	2:07.174	0.038
6	15	WRIGLEY	2:07.380	2:07.813	0.433
7	17	MORRIS	2:07.483	2:07.586	0.103
8	89	PEARSON	2:07.992	2:08.187	0.195
9	69	CHAPMAN	2:08.036	2:08.507	0.471
10	22	BRISE	2:08.071	2:08.472	0.401
11	36	SMITH	2:08.240	2:09.159	0.919
12	21	DRYBROUGH	2:09.086	2:10.263	1.177
13	72	RUSSELL	2:09.510	2:09.936	0.426
14	42	FLANAGAN	2:09.646	2:10.099	0.453
15	41	UNSWORTH	2:09.993	2:10.311	0.318
16	20	STANZL	2:10.144	2:10.348	0.204
17	134	RAWLINSON	2:10.440	2:11.044	0.604
18	98	STUART	2:11.075	2:11.845	0.770
19	88	BAINBRIDGE	2:12.390	2:12.835	0.445
20	76	CARTER	2:12.460	2:12.923	0.463
21	97	SCHMIDT	2:13.237	2:13.608	0.371
22	30	SQUIRE	2:13.486	2:13.634	0.148
23	147	HANJOUL	2:14.037	2:14.615	0.578
24	27	DIXON	2:14.955	2:15.799	0.844
25	9	WILLIAMS	2:15.548	2:15.954	0.406
26	47	FERNIHOUGH	2:15.901	2:16.649	0.748

Weather / Track : Bright / Dry

Snetterton 300: 2.9689 miles
Date: 23/04/2022 Start: 13:42 Finish: 14:04

Results can be found at www.tsl-timing.com

Printed - 14:08 Saturday, 23 April 2022

HSCC Historic Formula Ford Championship

RACE 1 - BEST SPEEDS

	INTERMEDIATE 1			INTERMEDIATE 2			FINISH LINE		
POS	NO	NAME	MPH	NO	NAME	MPH	NO	NAME	MPH
1	89	PEARSON	105.5	117	MCARTHUR	118.3	70	STANZL	114.1
2	117	MCARTHUR	105.0	43	GRANT	118.3	117	MCARTHUR	113.9
3	36	SMITH	105.0	70	STANZL	117.9	43	GRANT	113.9
4	43	GRANT	104.8	8	HARRISON	117.3	22	BRISE	113.7
5	69	CHAPMAN	104.8	16	TOYNE	116.5	36	SMITH	113.7
6	98	STUART	104.8	17	MORRIS	116.5	16	TOYNE	113.3
7	8	HARRISON	104.6	15	WRIGLEY	116.1	21	DRYBROUGH	112.5
8	70	STANZL	104.3	21	DRYBROUGH	115.9	15	WRIGLEY	112.4
9	16	TOYNE	104.3	69	CHAPMAN	115.3	20	STANZL	112.0
10	42	FLANAGAN	103.7	89	PEARSON	115.1	98	STUART	111.8
11	21	DRYBROUGH	103.5	36	SMITH	114.7	8	HARRISON	111.6
12	15	WRIGLEY	103.4	42	FLANAGAN	114.7	17	MORRIS	111.6
13	17	MORRIS	103.4	98	STUART	114.3	72	RUSSELL	111.2
14	72	RUSSELL	103.2	134	RAWLINSON	113.9	89	PEARSON	111.2
15	88	BAINBRIDGE	103.2	22	BRISE	113.7	134	RAWLINSON	110.9
16	41	UNSWORTH	102.9	41	UNSWORTH	113.5	69	CHAPMAN	110.5
17	134	RAWLINSON	102.9	9	WILLIAMS	113.5	88	BAINBRIDGE	110.3
18	22	BRISE	102.6	72	RUSSELL	113.1	42	FLANAGAN	109.8
19	76	CARTER	101.6	88	BAINBRIDGE	111.2	30	SQUIRE	109.8
20	30	SQUIRE	100.9	76	CARTER	111.2	147	HANJOUL	109.6
21	20	STANZL	100.6	30	SQUIRE	111.1	41	UNSWORTH	109.4
22	9	WILLIAMS	98.9	20	STANZL	110.9	76	CARTER	109.4
23	97	SCHMIDT	98.8	27	DIXON	110.7	9	WILLIAMS	107.8
24	147	HANJOUL	98.3	97	SCHMIDT	110.0	97	SCHMIDT	106.5
25	27	DIXON	98.2	47	FERNIHOUGH	109.4	27	DIXON	106.1
26	47	FERNIHOUGH	95.5	147	HANJOUL	108.9	47	FERNIHOUGH	106.1

Weather / Track : Bright / Dry

Snetterton 300: 2.9689 miles
Date: 23/04/2022 Start: 13:42 Finish: 14:04

Results can be found at www.tsl-timing.com

Printed - 14:08 Saturday, 23 April 2022

HSCC Historic Formula Ford Championship

RACE 1 - STATISTICS

Competitors Started	26
Planned Start	2022-04-23 @ 13:40:00.000
Actual Start	2022-04-23 @ 13:42:53.299
Finish Time	2022-04-23 @ 14:04:04.154
Track Length	2.9689mi.
Total Laps	259
Total Distance Covered	768.9480mi.

Session Fastest Lap History

NO	CL	NAME	LAP TIME	TIME OF DAY	LAP	VEHICLE
117		**Tom MCARTHUR**	**2:13.391**	13:45:06.705	1	Titan Mk4
117		**Tom MCARTHUR**	**2:07.011**	13:47:13.716	2	Titan Mk4
8		**Samuel HARRISON**	**2:06.204**	13:49:20.285	3	Merlyn Mk20
117		**Tom MCARTHUR**	**2:06.015**	13:57:46.783	7	Titan Mk4
43		**Callum GRANT**	**2:05.449**	13:57:47.127	7	Merlyn Mk20A

Session Leader History

NO	CL	NAME	FROM LAP	LAPS LED	DISTANCE	VEHICLE
117		**Tom MCARTHUR**	1	2	5.93 miles	Titan Mk4
8		**Samuel HARRISON**	3	2	5.93 miles	Merlyn Mk20
117		**Tom MCARTHUR**	5	3	8.90 miles	Titan Mk4
43		**Callum GRANT**	8	2	5.93 miles	Merlyn Mk20A
117		**Tom MCARTHUR**	10	1	2.96 miles	Titan Mk4

Flag History

TYPE	TIME OF DAY
GREEN	13:42:53.299
FINISH	14:04:04.154

Flag Statistics

TYPE	COUNT	TOTAL LAPS	TOTAL TIME
Green	1	10	24:52.835
Red	0	0	0.000
Safety Car	0	0	0.000
FCY	0	0	0.000

Weather / Track : Bright / Dry

Snetterton 300: 2.9689 miles
Date: 23/04/2022 Start: 13:42 Finish: 14:04

HSCC Historic Formula Ford Championship

RACE 1 - STATISTICS

CLASS : 12 Starters

Fastest Lap History

NO	NAME	LAP TIME	TIME OF DAY	LAP	VEHICLE
117	**Tom MCARTHUR**	**2:13.391**	13:45:06.705	1	Titan Mk4
117	**Tom MCARTHUR**	**2:07.011**	13:47:13.716	2	Titan Mk4
8	**Samuel HARRISON**	**2:06.204**	13:49:20.285	3	Merlyn Mk20
117	**Tom MCARTHUR**	**2:06.015**	13:57:46.783	7	Titan Mk4
43	**Callum GRANT**	**2:05.449**	13:57:47.127	7	Merlyn Mk20A

Leader History

NO	NAME	FROM LAP	LAPS LED	DISTANCE	VEHICLE
117	**Tom MCARTHUR**	1	2	5.93 miles	Titan Mk4
8	**Samuel HARRISON**	3	2	5.93 miles	Merlyn Mk20
117	**Tom MCARTHUR**	5	3	8.90 miles	Titan Mk4
43	**Callum GRANT**	8	2	5.93 miles	Merlyn Mk20A
117	**Tom MCARTHUR**	10	1	2.96 miles	Titan Mk4

Weather / Track : Bright / Dry

Snetterton 300: 2.9689 miles
Date: 23/04/2022 Start: 13:42 Finish: 14:04

HSCC Historic Formula Ford Championship

RACE 1 - STATISTICS

CLASS : 50

14 Starters

Fastest Lap History

NO	NAME	LAP TIME	TIME OF DAY	LAP	VEHICLE
17	**Brian MORRIS**	**2:17.757**	13:45:11.081	1	Lola T200
17	**Brian MORRIS**	**2:10.446**	13:47:21.527	2	Lola T200
17	**Brian MORRIS**	**2:09.465**	13:49:30.993	3	Lola T200
17	**Brian MORRIS**	**2:08.224**	13:51:39.216	4	Lola T200
17	**Brian MORRIS**	**2:07.938**	13:53:47.154	5	Lola T200
17	**Brian MORRIS**	**2:07.586**	14:02:20.390	9	Lola T200

Leader History

NO	NAME	FROM LAP	LAPS LED	DISTANCE	VEHICLE
17	**Brian MORRIS**	1	10	29.68 miles	Lola T200

Weather / Track : Bright / Dry

Snetterton 300: 2.9689 miles
Date: 23/04/2022 Start: 13:42 Finish: 14:04

Sheet No:	Issue Time:

HSCC Historic Formula Ford Championship

RACE 11 - GRID (20 minutes) - AMENDED

ROW 13	25	147	Louis HANJOUL		
				24	9 Kevin WILLIAMS
ROW 12	23	47	Ian FERNIHOUGH		
				22	27 Dick DIXON
ROW 11	21	97	Alan SCHMIDT		
				20	30 David SQUIRE
ROW 10	19	76	Mark CARTER		
				18	88 Mike BAINBRIDGE
ROW 9	17	98	Chris STUART		
				16	20 Kevin STANZL
ROW 8	15	134	Scott RAWLINSON		
				14	42 Cormac FLANAGAN
ROW 7	13	41	Paul UNSWORTH		
				12	89 Tom PEARSON
ROW 6	11	72	James RUSSELL		
				10	21 Ross DRYBROUGH
ROW 5	9	36	Rob SMITH		
				8	22 Tim BRISE
ROW 4	7	69	Oliver CHAPMAN		
				6	17 Brian MORRIS
ROW 3	5	70	Daniel STANZL		
				4	15 Matthew WRIGLEY
ROW 2	3	8	Samuel HARRISON		
				2	43 Callum GRANT
ROW 1	1	117	Tom MCARTHUR		
			Pole		

Car 16 - withdrawn.

Snetterton 300: 2.9689 miles

These results are provisional until the conclusion of any judicial and technical matters.

Clerk Of Course : Julian Floyd	Stewards :	Timekeeper : Nick Palmer

Sheet No:	Issue Time:

HSCC Historic Formula Ford Championship

RACE 11 - GRID (20 minutes)

ROW 13	25	9	Kevin WILLIAMS
	26	147	Louis HANJOUL
ROW 12	23	27	Dick DIXON
	24	47	Ian FERNIHOUGH
ROW 11	21	30	David SQUIRE
	22	97	Alan SCHMIDT
ROW 10	19	88	Mike BAINBRIDGE
	20	76	Mark CARTER
ROW 9	17	20	Kevin STANZL
	18	98	Chris STUART
ROW 8	15	42	Cormac FLANAGAN
	16	134	Scott RAWLINSON
ROW 7	13	89	Tom PEARSON
	14	41	Paul UNSWORTH
ROW 6	11	21	Ross DRYBROUGH
	12	72	James RUSSELL
ROW 5	9	22	Tim BRISE
	10	36	Rob SMITH
ROW 4	7	17	Brian MORRIS
	8	69	Oliver CHAPMAN
ROW 3	5	70	Daniel STANZL
	6	16	Simon TOYNE
ROW 2	3	8	Samuel HARRISON
	4	15	Matthew WRIGLEY
ROW 1	1	117	Tom MCARTHUR
	2	43	Callum GRANT

Pole

Snetterton 300: 2.9689 miles

These results are provisional until the conclusion of any judicial and technical matters.

Clerk Of Course : Julian Floyd	Stewards :	Timekeeper : Nick Palmer

Results can be found at www.tsl-timing.com

Printed - 07:53 Sunday, 24 April 2022

Sheet No:	Issue Time:

HSCC Historic Formula Ford Championship

RACE 11 - CLASSIFICATION

POS	NO	CL	PIC	NAME	ENTRY	LAPS	TIME	GAP	DIFF	MPH	BEST	ON
1	**117**		1	Tom MCARTHUR	Titan Mk4	**10**	21:04.002			84.55	**2:05.362**	3
2	**8**		2	Samuel HARRISON	Merlyn Mk20	**10**	21:04.043	**0.041**	0.041	84.55	**2:04.967**	3
3	**43**		3	Callum GRANT	Merlyn Mk20A	**10**	21:12.621	**8.619**	8.578	83.98	**2:06.240**	6
4	**15**		4	Matthew WRIGLEY	Merlyn Mk11A/20	**10**	21:27.118	**23.116**	14.497	83.03	**2:07.342**	7
5	**70**		5	Daniel STANZL	Elden Mk8	**10**	21:31.952	**27.950**	4.834	82.72	**2:07.561**	6
6	**22**	50	1	Tim BRISE	Merlyn Mk20	**10**	21:54.110	**50.108**	22.158	81.33	**2:08.877**	7
7	**21**		6	Ross DRYBROUGH	March 709	**10**	21:54.279	**50.277**	0.169	81.32	**2:08.844**	6
8	**42**		7	Cormac FLANAGAN	Alexis Mk14	**10**	22:02.557	**58.555**	8.278	80.81	**2:08.800**	9
9	**20**	50	2	Kevin STANZL	Crossle 16F	**10**	22:05.035	**1:01.033**	2.478	80.66	**2:10.010**	9
10	**89**		8	Tom PEARSON	Merlyn Mk11/17	**10**	22:18.419	**1:14.417**	13.384	79.85	**2:08.866**	9
11	**41**	50	3	Paul UNSWORTH	Lola T200	**10**	22:22.138	**1:18.136**	3.719	79.63	**2:10.039**	3
12	**98**	50	4	Chris STUART	Merlyn Mk11A	**10**	22:32.743	**1:28.741**	10.605	79.01	**2:12.842**	2
13	**30**	50	5	David SQUIRE	Hawke DL2	**10**	22:37.008	**1:33.006**	4.265	78.76	**2:12.863**	7
14	**76**	50	6	Mark CARTER	Merlyn Mk20	**10**	22:37.260	**1:33.258**	0.252	78.74	**2:13.583**	6
15	**47**	50	7	Ian FERNIHOUGH	Titan Mk6	**10**	22:46.868	**1:42.866**	9.608	78.19	**2:13.933**	5
16	**9**	50	8	Kevin WILLIAMS	Merlyn Mk20A	**10**	23:01.889	**1:57.887**	15.021	77.34	**2:15.583**	6
17	**88**	50	9	Mike BAINBRIDGE	Lola T200	**10**	23:02.846	**1:58.844**	0.957	77.29	**2:14.226**	9
18	**97**	50	10	Alan SCHMIDT	Merlyn Mk20A	**10**	23:04.629	**2:00.627**	1.783	77.19	**2:13.561**	9
19	**69**		9	Oliver CHAPMAN	Lola T200	**9**	21:43.445	**1 Lap**	1 Lap	73.79	**2:07.520**	5
					NOT CLASSIFIED							
DNF	**72**			James RUSSELL	Merlyn Mk20	**9**	19:51.032	**1 Lap**		80.76	**2:10.194**	6
DNF	**27**	50		Dick DIXON	Lotus 61	**9**	20:25.399	**1 Lap**	34.367	78.49	**2:13.298**	7
DNF	**36**	50		Rob SMITH	Merlyn Mk20	**7**	15:07.199	**3 Laps**	2 Laps	82.46	**2:06.893**	6
DNF	**17**	50		Brian MORRIS	Lola T200	**3**	6:35.739	**7 Laps**	4 Laps	81.02	**2:08.422**	3
DNF	**134**			Scott RAWLINSON	Merlyn Mk11A	**0**						
DNF	**147**	50		Louis HANJOUL	Elden Mk8/10	**0**						

FASTEST LAP

8		Samuel HARRISON	Merlyn Mk20	**3**	2:04.967	85.52 mph	137.64 kph
36	50	Rob SMITH	Merlyn Mk20	**6**	2:06.893	84.22 mph	135.55 kph

Race Distance: 10 Laps / 29.68 miles
Snetterton 300: 2.9689 miles
Date: 24/04/2022 Start: 11:08 Finish: 11:29

Weather / Track : Sunny / Dry
These results are provisional until the conclusion of any judicial and technical matters.

Clerk Of Course : Julian Floyd	Stewards :	Timekeeper : Nick Palmer

Results can be found at www.tsl-timing.com

Printed - 11:37 Sunday, 24 April 2022

HSCC Historic Formula Ford Championship

RACE 11 - LAP CHART

LAP 1		@ 11:10:28.786
NO	BEHIND	LAP TIME
117		2:11.898
8	1.312	2:13.210
43	1.678	2:13.576
15	2.800	2:14.698
17	5.969	2:17.867
70	6.141	2:18.039
22	7.115	2:19.013
36	7.265	2:19.163
21	7.907	2:19.805
72	8.068	2:19.966
41	9.262	2:21.160
89	9.538	2:21.436
98	11.320	2:23.218
20	11.751	2:23.649
42	12.222	2:24.120
76	14.988	2:26.886
30	15.820	2:27.718
27	16.201	2:28.099
97	17.492	2:29.390
47	17.994	2:29.892
9	18.728	2:30.626
88	25.683	2:37.581

LAP 2		@ 11:12:34.834
NO	BEHIND	LAP TIME
117		2:06.048
69	1 Lap	4:18.678
8	0.974	2:05.710
43	2.011	2:06.381
15	4.760	2:08.008
70	9.189	2:09.096
17	9.371	2:09.450
36	9.636	2:08.419
22	12.414	2:11.347
72	12.419	2:10.399
21	13.871	2:12.012
89	14.007	2:10.517
41	14.836	2:11.622
98	18.114	2:12.842
20	18.289	2:12.586
42	18.796	2:12.622
76	23.570	2:14.630
30	25.272	2:15.500
27	25.769	2:15.616
97	26.809	2:15.365
47	27.275	2:15.329
9	30.008	2:17.328
88	36.836	2:17.201

LAP 3		@ 11:14:40.196
NO	BEHIND	LAP TIME
117		2:05.362
8	0.579	2:04.967
43	3.621	2:06.972
15	7.236	2:07.838
69	1 Lap	2:13.772
70	12.020	2:08.193
17	12.431	2:08.422
36	12.595	2:08.321
22	17.828	2:10.776
89	18.004	2:09.359
72	18.626	2:11.569
21	18.773	2:10.264
41	19.513	2:10.039
20	24.137	2:11.210
42	25.064	2:11.630
98	26.524	2:13.772
76	32.219	2:14.011
27	34.892	2:14.485
30	35.361	2:15.451
47	36.097	2:14.184
97	36.773	2:15.326
9	41.859	2:17.213
88	48.822	2:17.348

LAP 4		@ 11:16:45.894
NO	BEHIND	LAP TIME
117		2:05.698
8	0.342	2:05.461
43	4.472	2:06.549
15	10.002	2:08.464
70	14.149	2:07.827
69	1 Lap	2:10.893
36	14.742	2:07.845
22	24.684	2:12.554
21	28.405	2:15.330
72	29.795	2:16.867
20	31.088	2:12.649
89	32.876	2:20.570
42	33.487	2:14.121
98	37.187	2:16.361
76	43.080	2:16.559
41	43.271	2:29.456
30	44.716	2:15.053
27	44.883	2:15.689
97	46.956	2:15.881
47	47.420	2:17.021
9	54.196	2:18.035
88	1:00.790	2:17.666

LAP 5		@ 11:18:51.734
NO	BEHIND	LAP TIME
117		2:05.840
8	0.402	2:05.900
43	5.378	2:06.746
15	12.513	2:08.351
70	16.141	2:07.832
36	16.653	2:07.751
69	1 Lap	2:08.699
22	30.270	2:11.426
21	31.978	2:09.413
72	34.642	2:10.687
20	36.188	2:10.940
89	37.211	2:10.175
42	38.118	2:10.471
98	45.209	2:13.862
41	49.344	2:11.913
76	51.783	2:14.543
30	53.882	2:15.006
27	54.127	2:15.084
97	55.135	2:14.019
47	55.513	2:13.933
9	1:05.260	2:16.904
88	1:12.535	2:17.585

Weather / Track : Sunny / Dry

Snetterton 300: 2.9689 miles
Date: 24/04/2022 Start: 11:08 Finish: 11:29

HSCC Historic Formula Ford Championship

RACE 11 - LAP CHART

LAP 6		@ 11:20:57.606
NO	BEHIND	LAP TIME
117		2:05.872
8	0.209	2:05.679
43	5.746	2:06.240
15	14.462	2:07.821
36	17.674	2:06.893
70	17.830	2:07.561
69	1 Lap	2:07.520
21	34.950	2:08.844
22	35.190	2:10.792
72	38.964	2:10.194
89	40.425	2:09.086
20	40.893	2:10.577
42	42.237	2:09.991
98	54.312	2:14.975
41	55.086	2:11.614
76	59.494	2:13.583
30	1:01.286	2:13.276
27	1:03.092	2:14.837
97	1:03.616	2:14.353
47	1:04.189	2:14.548
9	1:14.971	2:15.583
88	1:22.658	2:15.995

LAP 7		@ 11:23:04.043
NO	BEHIND	LAP TIME
117		2:06.437
8	0.978	2:07.206
43	5.731	2:06.422
15	15.367	2:07.342
70	19.867	2:08.474
36	20.044	2:08.807
69	1 Lap	2:14.463
21	37.591	2:09.078
22	37.630	2:08.877
72	42.888	2:10.361
89	45.513	2:11.525
20	46.102	2:11.646
42	46.619	2:10.819
41	59.648	2:10.999
98	1:01.176	2:13.301
76	1:06.972	2:13.915
30	1:07.712	2:12.863
27	1:09.953	2:13.298
97	1:11.332	2:14.153
47	1:11.794	2:14.042
9	1:25.741	2:17.207
88	1:31.299	2:15.078

LAP 8		@ 11:25:09.591
NO	BEHIND	LAP TIME
117		2:05.548
8	0.998	2:05.568
43	6.585	2:06.402
15	17.571	2:07.752
70	22.895	2:08.576
69	1 Lap	2:10.032
22	41.107	2:09.025
21	42.095	2:10.052
72	47.888	2:10.548
89	50.157	2:10.192
42	50.744	2:09.673
20	51.510	2:10.956
41	1:05.748	2:11.648
98	1:10.019	2:14.391
30	1:15.520	2:13.356
76	1:15.986	2:14.562
27	1:18.496	2:14.091
97	1:19.902	2:14.118
47	1:20.764	2:14.518
9	1:36.527	2:16.334
88	1:41.352	2:15.601

LAP 9		@ 11:27:15.144
NO	BEHIND	LAP TIME
117		2:05.553
8	0.800	2:05.355
43	7.656	2:06.624
15	20.133	2:08.115
70	25.609	2:08.267
69	1 Lap	2:09.981
22	45.692	2:10.138
21	46.057	2:09.515
72	52.776	2:10.441
89	53.470	2:08.866
42	53.991	2:08.800
20	55.967	2:10.010
41	1:12.002	2:11.807
98	1:19.079	2:14.613
30	1:24.235	2:14.268
76	1:24.817	2:14.384
27	1:27.143	2:14.200
97	1:27.910	2:13.561
47	1:30.526	2:15.315
9	1:47.529	2:16.555
88	1:50.025	2:14.226

LAP 10		@ 11:29:20.890
NO	BEHIND	LAP TIME
117		2:05.746
8	0.041	2:04.987
43	8.619	2:06.709
15	23.116	2:08.729
70	27.950	2:08.087
69	1 Lap	2:09.407
22	50.108	2:10.162
21	50.277	2:09.966
42	58.555	2:10.310
20	1:01.033	2:10.812
89	1:14.417	2:26.693
41	1:18.136	2:11.880
98	1:28.741	2:15.408
30	1:33.006	2:14.517
76	1:33.258	2:14.187
47	1:42.866	2:18.086
9	1:57.887	2:16.104
88	1:58.844	2:14.565
97	2:00.627	2:38.463

Weather / Track : Sunny / Dry

Snetterton 300: 2.9689 miles
Date: 24/04/2022 Start: 11:08 Finish: 11:29

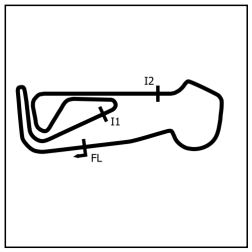

HSCC Historic Formula Ford Championship

RACE 11 - SECTOR ANALYSIS

SECTOR 1 = FL to I1, SECTOR 2 = I1 to I2, SECTOR 3 = I2 to FL, DIFF = Difference To Personal Best Lap, P = Crossed Finish Line in Pit Lane, D = Time Disallowed

P1 117 Tom MCARTHUR — Titan Mk4

IDEAL LAP TIME : 2:05.021 BEST LAP TIME : 2:05.362 DIFFERENCE : 0.341

LAP	SECTOR 1		SECTOR 2		SECTOR 3		LAP TIME	MPH	DIFF	TIME OF DAY
1 -		101.5	45.254	114.5	41.206	109.2	2:11.898	81.03	6.536	11:10:28.786
2 -	39.731	102.2	45.265	***115.7***	41.052	108.7	2:06.048	84.79	0.686	11:12:34.834
3 -	39.873	102.7	***44.838***	115.5	***40.651***	109.6	***2:05.362*** **(1)**	***85.25***		***11:14:40.196***
4 -	39.635	102.4	45.158	113.9	40.905	109.1	2:05.698	85.02	0.336	11:16:45.894
5 -	39.841	102.2	45.066	114.7	40.933	108.7	2:05.840	84.93	0.478	11:18:51.734
6 -	39.560	102.4	45.136	114.3	41.176	108.9	2:05.872	84.91	0.510	11:20:57.606
7 -	39.965	***106.5***	45.282	114.5	41.190	108.9	2:06.437	84.53	1.075	11:23:04.043
8 -	***39.532***	101.9	45.134	114.3	40.882	108.5	2:05.548 **(2)**	85.13	0.186	11:25:09.591
9 -	39.628	101.3	45.141	113.9	40.784	109.1	2:05.553 **(3)**	85.12	0.191	11:27:15.144
10 -	39.704	101.9	45.053	114.1	40.989	***113.9***	2:05.746	84.99	0.384	11:29:20.890

P2 8 Samuel HARRISON — Merlyn Mk20

IDEAL LAP TIME : 2:04.682 BEST LAP TIME : 2:04.967 DIFFERENCE : 0.285

LAP	SECTOR 1		SECTOR 2		SECTOR 3		LAP TIME	MPH	DIFF	TIME OF DAY
1 -		104.6	45.725	113.5	41.398	108.7	2:13.210	80.23	8.243	11:10:30.098
2 -	39.702	101.3	45.000	115.3	41.008	110.3	2:05.710	85.02	0.743	11:12:35.808
3 -	39.438	103.2	***44.716***	***116.3***	***40.813***	110.3	***2:04.967*** **(1)**	***85.52***		***11:14:40.775***
4 -	39.333	105.0	44.908	113.5	41.220	110.7	2:05.461	85.19	0.494	11:16:46.236
5 -	39.751	105.1	45.213	***116.3***	40.936	110.3	2:05.900	84.89	0.933	11:18:52.136
6 -	39.424	104.8	44.874	114.3	41.381	***111.4***	2:05.679	85.04	0.712	11:20:57.815
7 -	39.619	102.2	45.397	115.5	42.190	109.1	2:07.206	84.02	2.239	11:23:05.021
8 -	39.581	102.1	44.953	114.1	41.034	108.4	2:05.568	85.11	0.601	11:25:10.589
9 -	39.537	102.4	44.900	115.5	40.918	110.0	2:05.355 **(3)**	85.26	0.388	11:27:15.944
10 -	***39.153***	***105.5***	44.770	114.9	41.064		2:04.987 **(2)**	85.51	0.020	11:29:20.931

P3 43 Callum GRANT — Merlyn Mk20A

IDEAL LAP TIME : 2:05.954 BEST LAP TIME : 2:06.240 DIFFERENCE : 0.286

LAP	SECTOR 1		SECTOR 2		SECTOR 3		LAP TIME	MPH	DIFF	TIME OF DAY
1 -		***103.0***	45.950	113.3	41.782	***112.0***	2:13.576	80.01	7.336	11:10:30.464
2 -	39.797	102.9	***45.302***	***116.1***	41.282	110.5	2:06.381 **(2)**	84.57	0.141	11:12:36.845
3 -	40.219	102.7	45.554	113.7	41.199	110.0	2:06.972	84.17	0.732	11:14:43.817
4 -	39.741	101.8	45.356	113.5	41.452	109.4	2:06.549	84.45	0.309	11:16:50.366
5 -	40.170	100.7	45.484	113.3	***41.092***	109.6	2:06.746	84.32	0.506	11:18:57.112
6 -	39.738	101.9	45.304	113.9	41.198	109.4	***2:06.240*** **(1)**	***84.66***		***11:21:03.352***
7 -	39.655	102.1	45.492	112.9	41.275	109.2	2:06.422	84.54	0.182	11:23:09.774
8 -	39.771	101.8	45.368	112.7	41.263	109.4	2:06.402 **(3)**	84.55	0.162	11:25:16.176
9 -	39.877	101.2	45.353	113.1	41.394	109.2	2:06.624	84.40	0.384	11:27:22.800
10 -	***39.560***	102.4	45.346	112.5	41.803	95.7	2:06.709	84.35	0.469	11:29:29.509

P4 15 Matthew WRIGLEY — Merlyn Mk11A/20

IDEAL LAP TIME : 2:07.333 BEST LAP TIME : 2:07.342 DIFFERENCE : 0.009

LAP	SECTOR 1		SECTOR 2		SECTOR 3		LAP TIME	MPH	DIFF	TIME OF DAY
1 -		***102.6***	45.986	116.3	42.021	***108.9***	2:14.698	79.34	7.356	11:10:31.586
2 -	40.264	100.6	45.756	114.7	41.988	108.2	2:08.008	83.49	0.666	11:12:39.594
3 -	40.223	101.2	45.662	***117.1***	41.953	108.4	2:07.838	83.60	0.496	11:14:47.432
4 -	40.184	100.6	45.917	112.7	42.363	108.0	2:08.464	83.19	1.122	11:16:55.896
5 -	40.465	101.2	45.894	113.5	41.992	108.2	2:08.351	83.27	1.009	11:19:04.247
6 -	40.099	101.3	45.796	113.9	41.926	107.5	2:07.821 **(3)**	83.61	0.479	11:21:12.068
7 -	40.107	101.0	***45.501***	113.5	***41.734***	108.2	***2:07.342*** **(1)**	***83.93***		***11:23:19.410***
8 -	40.176	100.7	45.707	113.1	41.869	108.4	2:07.752 **(2)**	83.66	0.410	11:25:27.162
9 -	***40.098***	100.9	45.882	113.3	42.135	108.0	2:08.115	83.42	0.773	11:27:35.277
10 -	40.227	101.0	45.930	112.5	42.572	107.8	2:08.729	83.02	1.387	11:29:44.006

Weather / Track : Sunny / Dry

Snetterton 300: 2.9689 miles
Date: 24/04/2022 Start: 11:08 Finish: 11:29

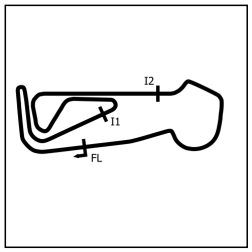

HSCC Historic Formula Ford Championship

RACE 11 - SECTOR ANALYSIS

SECTOR 1 = FL to I1, SECTOR 2 = I1 to I2, SECTOR 3 = I2 to FL, DIFF = Difference To Personal Best Lap, P = Crossed Finish Line in Pit Lane, D = Time Disallowed

P5 70 Daniel STANZL — Elden Mk8

IDEAL LAP TIME : 2:07.196 BEST LAP TIME : 2:07.561 DIFFERENCE : 0.365

LAP	SECTOR 1		SECTOR 2		SECTOR 3		LAP TIME	MPH	DIFF	TIME OF DAY
1 -		***101.5***	47.979	112.2	42.739	111.6	2:18.039	77.42	10.478	11:10:34.927
2 -	40.579	100.6	46.267	113.5	42.250	107.5	2:09.096	82.79	1.535	11:12:44.023
3 -	40.632	100.6	45.684	112.7	41.877	107.2	2:08.193	83.37	0.632	11:14:52.216
4 -	40.363	100.7	45.861	115.5	***41.603***	106.1	2:07.827 **(2)**	83.61	0.266	11:17:00.043
5 -	40.236	100.4	45.758	112.0	41.838	108.2	2:07.832 **(3)**	83.61	0.271	11:19:07.875
6 -	40.156	99.1	***45.615***	114.7	41.790	***112.0***	***2:07.561*** **(1)**	***83.78***		***11:21:15.436***
7 -	40.361	99.7	45.908	112.7	42.205	108.5	2:08.474	83.19	0.913	11:23:23.910
8 -	40.616	100.0	45.867	112.9	42.093	108.4	2:08.576	83.12	1.015	11:25:32.486
9 -	40.268	100.4	46.206	***116.3***	41.793	107.0	2:08.267	83.32	0.706	11:27:40.753
10 -	***39.978***	100.9	46.276	112.7	41.833	106.6	2:08.087	83.44	0.526	11:29:48.840

P6 22 50 Tim BRISE — Merlyn Mk20

IDEAL LAP TIME : 2:08.627 BEST LAP TIME : 2:08.877 DIFFERENCE : 0.250

LAP	SECTOR 1		SECTOR 2		SECTOR 3		LAP TIME	MPH	DIFF	TIME OF DAY
1 -		102.6	47.117	***117.1***	43.545	110.0	2:19.013	76.88	10.136	11:10:35.901
2 -	41.516	101.9	46.415	116.1	43.416	***112.4***	2:11.347	81.37	2.470	11:12:47.248
3 -	41.303	101.5	46.530	115.3	42.943	108.7	2:10.776	81.72	1.899	11:14:58.024
4 -	42.744	100.4	46.633	112.7	43.177	107.8	2:12.554	80.63	3.677	11:17:10.578
5 -	41.873	100.9	46.759	113.3	42.794	108.0	2:11.426	81.32	2.549	11:19:22.004
6 -	41.369	101.5	46.451	113.7	42.972	110.9	2:10.792	81.71	1.915	11:21:32.796
7 -	40.777	***102.7***	45.939	114.9	***42.161***	111.6	***2:08.877*** **(1)**	***82.93***		***11:23:41.673***
8 -	***40.587***	101.6	45.922	113.3	42.516	108.4	2:09.025 **(2)**	82.83	0.148	11:25:50.698
9 -	41.515	101.0	***45.879***	112.7	42.744	108.4	2:10.138 **(3)**	82.12	1.261	11:28:00.836
10 -	41.213	101.2	46.024	112.5	42.925	108.5	2:10.162	82.11	1.285	11:30:10.998

P7 21 Ross DRYBROUGH — March 709

IDEAL LAP TIME : 2:08.519 BEST LAP TIME : 2:08.844 DIFFERENCE : 0.325

LAP	SECTOR 1		SECTOR 2		SECTOR 3		LAP TIME	MPH	DIFF	TIME OF DAY
1 -		101.3	47.083	115.5	43.608	109.6	2:19.805	76.44	10.961	11:10:36.693
2 -	42.191	100.4	46.494	114.5	43.327	107.7	2:12.012	80.96	3.168	11:12:48.705
3 -	40.903	***104.0***	46.172	116.7	43.189	111.6	2:10.264	82.04	1.420	11:14:58.969
4 -	46.348	100.3	46.187	112.0	42.795	106.6	2:15.330	78.97	6.486	11:17:14.299
5 -	40.819	100.1	46.035	113.3	***42.559***	107.2	2:09.413 **(3)**	82.58	0.569	11:19:23.712
6 -	***40.441***	103.0	45.614	114.1	42.789	107.2	***2:08.844*** **(1)**	***82.95***		***11:21:32.556***
7 -	40.488	100.3	45.956	112.0	42.634	106.8	2:09.078 **(2)**	82.80	0.234	11:23:41.634
8 -	41.013	103.2	45.529	114.5	43.510	108.2	2:10.052	82.18	1.208	11:25:51.686
9 -	40.682	101.0	45.880	***117.3***	42.953	110.1	2:09.515	82.52	0.671	11:28:01.201
10 -	41.343	102.6	***45.519***	113.5	43.104	***111.8***	2:09.966	82.23	1.122	11:30:11.167

P8 42 Cormac FLANAGAN — Alexis Mk14

IDEAL LAP TIME : 2:08.680 BEST LAP TIME : 2:08.800 DIFFERENCE : 0.120

LAP	SECTOR 1		SECTOR 2		SECTOR 3		LAP TIME	MPH	DIFF	TIME OF DAY
1 -		100.0	47.405	112.9	44.014	108.5	2:24.120	74.16	15.320	11:10:41.008
2 -	41.196	102.2	47.037	111.8	44.389	108.0	2:12.622	80.59	3.822	11:12:53.630
3 -	41.462	***103.4***	47.059	114.5	43.109	106.6	2:11.630	81.19	2.830	11:15:05.260
4 -	43.700	102.9	46.608	112.4	43.813	107.5	2:14.121	79.68	5.321	11:17:19.381
5 -	41.185	100.4	46.466	112.4	42.820	107.5	2:10.471	81.91	1.671	11:19:29.852
6 -	40.917	100.6	46.301	112.0	42.773	106.8	2:09.991 **(3)**	82.22	1.191	11:21:39.843
7 -	41.076	100.9	46.602	111.6	43.141	***109.1***	2:10.819	81.70	2.019	11:23:50.662
8 -	40.510	99.8	46.590	111.6	42.573	107.7	2:09.673 **(2)**	82.42	0.873	11:26:00.335
9 -	40.447	101.6	***45.833***	114.5	***42.520***	108.2	***2:08.800*** **(1)**	***82.98***		***11:28:09.135***
10 -	***40.327***	99.7	46.625	***115.1***	43.358	106.0	2:10.310	82.02	1.510	11:30:19.445

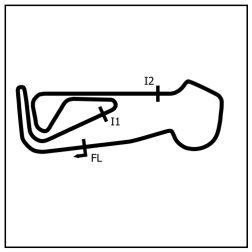

HSCC Historic Formula Ford Championship

RACE 11 - SECTOR ANALYSIS

SECTOR 1 = FL to I1, SECTOR 2 = I1 to I2, SECTOR 3 = I2 to FL, DIFF = Difference To Personal Best Lap, P = Crossed Finish Line in Pit Lane, D = Time Disallowed

P9 20 50 Kevin STANZL — Crossle 16F

IDEAL LAP TIME : 2:09.719 BEST LAP TIME : 2:10.010 DIFFERENCE : 0.291

LAP	SECTOR 1		SECTOR 2		SECTOR 3		LAP TIME	MPH	DIFF	TIME OF DAY
1 -		101.3	47.653	112.0	43.778	109.2	2:23.649	74.40	13.639	11:10:40.537
2 -	41.471	101.5	47.161	***114.1***	43.954	***110.5***	2:12.586	80.61	2.576	11:12:53.123
3 -	41.375	99.8	46.837	110.9	42.998	107.0	2:11.210	81.45	1.200	11:15:04.333
4 -	42.944	101.3	46.857	110.7	42.848	107.7	2:12.649	80.57	2.639	11:17:16.982
5 -	41.300	100.0	46.699	111.6	42.941	108.0	2:10.940	81.62	0.930	11:19:27.922
6 -	40.994	100.4	46.501	111.8	43.082	109.2	2:10.577 **(2)**	81.85	0.567	11:21:38.499
7 -	41.541	101.8	47.350	***114.1***	42.755	109.8	2:11.646	81.18	1.636	11:23:50.145
8 -	40.925	100.9	47.379	112.5	***42.652***	108.7	2:10.956	81.61	0.946	11:26:01.101
9 -	***40.758***	***101.9***	***46.309***	111.4	42.943	107.5	***2:10.010*** **(1)**	***82.20***		***11:28:11.111***
10 -	40.831	101.2	46.487	111.6	43.494	107.2	2:10.812 **(3)**	81.70	0.802	11:30:21.923

P10 89 Tom PEARSON — Merlyn Mk11/17

IDEAL LAP TIME : 2:08.494 BEST LAP TIME : 2:08.866 DIFFERENCE : 0.372

LAP	SECTOR 1		SECTOR 2		SECTOR 3		LAP TIME	MPH	DIFF	TIME OF DAY
1 -		102.6	47.290	***118.1***	43.603	111.6	2:21.436	75.56	12.570	11:10:38.324
2 -	41.103	100.0	46.712	114.5	42.702	110.7	2:10.517	81.89	1.651	11:12:48.841
3 -	***40.369***	***103.0***	45.945	117.3	43.045	***112.2***	2:09.359 **(3)**	82.62	0.493	11:14:58.200
4 -	50.562	101.5	46.748	112.5	43.260	108.7	2:20.570	76.03	11.704	11:17:18.770
5 -	41.013	100.0	46.417	113.5	42.745	109.8	2:10.175	82.10	1.309	11:19:28.945
6 -	40.713	102.4	***45.823***	116.5	42.550	108.9	2:09.086 **(2)**	82.79	0.220	11:21:38.031
7 -	41.886	100.0	47.078	111.8	42.561	109.1	2:11.525	81.26	2.659	11:23:49.556
8 -	41.020	100.0	46.594	112.4	42.578	108.7	2:10.192	82.09	1.326	11:25:59.748
9 -	40.427	100.9	46.137	113.3	***42.302***	109.8	***2:08.866*** **(1)**	***82.93***		***11:28:08.614***
10 -	40.683	98.9	46.685	111.6	59.325	103.2	2:26.693	72.86	17.827	11:30:35.307

P11 41 50 Paul UNSWORTH — Lola T200

IDEAL LAP TIME : 2:09.937 BEST LAP TIME : 2:10.039 DIFFERENCE : 0.102

LAP	SECTOR 1		SECTOR 2		SECTOR 3		LAP TIME	MPH	DIFF	TIME OF DAY
1 -		99.7	47.535	114.3	43.580	108.4	2:21.160	75.71	11.121	11:10:38.048
2 -	40.958	100.0	47.156	113.9	43.508	108.5	2:11.622	81.20	1.583	11:12:49.670
3 -	***40.636***	***102.1***	***46.078***	***115.1***	43.325	109.1	***2:10.039*** **(1)**	***82.19***		***11:14:59.709***
4 -	58.158	97.6	47.161	110.9	44.137	***109.8***	2:29.456	71.51	19.417	11:17:29.165
5 -	41.974	99.7	46.487	111.2	43.452	106.8	2:11.913	81.02	1.874	11:19:41.078
6 -	41.236	99.8	46.829	111.2	43.549	108.5	2:11.614 **(3)**	81.20	1.575	11:21:52.692
7 -	40.934	101.6	46.842	112.0	***43.223***	106.8	2:10.999 **(2)**	81.58	0.960	11:24:03.691
8 -	41.230	98.9	46.718	110.3	43.700	105.0	2:11.648	81.18	1.609	11:26:15.339
9 -	41.622	97.5	46.677	110.0	43.508	106.0	2:11.807	81.08	1.768	11:28:27.146
10 -	41.090	98.8	46.811	109.1	43.979	102.1	2:11.880	81.04	1.841	11:30:39.026

P12 98 50 Chris STUART — Merlyn Mk11A

IDEAL LAP TIME : 2:12.598 BEST LAP TIME : 2:12.842 DIFFERENCE : 0.244

LAP	SECTOR 1		SECTOR 2		SECTOR 3		LAP TIME	MPH	DIFF	TIME OF DAY
1 -		102.1	47.629	114.5	***44.213***	109.1	2:23.218	74.62	10.376	11:10:40.106
2 -	41.422	101.5	***47.088***	***115.1***	44.332	108.4	***2:12.842*** **(1)**	***80.45***		***11:12:52.948***
3 -	41.724	***103.4***	47.417	114.3	44.631	***109.2***	2:13.772 **(3)**	79.89	0.930	11:15:06.720
4 -	43.743	102.6	47.663	113.3	44.955	108.4	2:16.361	78.38	3.519	11:17:23.081
5 -	42.067	100.9	47.367	113.7	44.428	108.4	2:13.862	79.84	1.020	11:19:36.943
6 -	41.658	101.3	47.753	113.1	45.564	107.5	2:14.975	79.18	2.133	11:21:51.918
7 -	***41.297***	100.9	47.283	104.3	44.721	***109.2***	2:13.301 **(2)**	80.18	0.459	11:24:05.219
8 -	41.644	101.2	47.768	112.7	44.979	107.8	2:14.391	79.52	1.549	11:26:19.610
9 -	41.542	101.9	47.911	112.0	45.160	107.5	2:14.613	79.39	1.771	11:28:34.223
10 -	41.443	100.0	49.213	111.8	44.752	107.5	2:15.408	78.93	2.566	11:30:49.631

Weather / Track : Sunny / Dry

Snetterton 300: 2.9689 miles
Date: 24/04/2022 Start: 11:08 Finish: 11:29

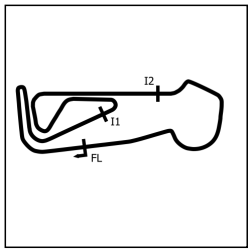

HSCC Historic Formula Ford Championship

RACE 11 - SECTOR ANALYSIS

SECTOR 1 = FL to I1, SECTOR 2 = I1 to I2, SECTOR 3 = I2 to FL, DIFF = Difference To Personal Best Lap, P = Crossed Finish Line in Pit Lane, D = Time Disallowed

P13 30 50 David SQUIRE — Hawke DL2

IDEAL LAP TIME : 2:12.691 BEST LAP TIME : 2:12.863 DIFFERENCE : 0.172

LAP	SECTOR 1		SECTOR 2		SECTOR 3		LAP TIME		MPH	DIFF	TIME OF DAY
1 -		97.8	49.019	113.1	45.094	106.3	2:27.718		72.35	14.855	11:10:44.606
2 -	43.443	97.5	47.978	110.0	44.079	105.8	2:15.500		78.87	2.637	11:13:00.106
3 -	42.783	100.7	47.643	108.9	45.025	107.3	2:15.451		78.90	2.588	11:15:15.557
4 -	43.533	***102.7***	47.137	110.7	44.383	105.6	2:15.053		79.13	2.190	11:17:30.610
5 -	43.508	98.9	47.245	109.8	44.253	103.8	2:15.006		79.16	2.143	11:19:45.616
6 -	42.442	99.5	47.150	109.6	***43.684***	105.5	2:13.276	**(2)**	80.19	0.413	11:21:58.892
7 -	***42.165***	99.2	47.010	110.5	43.688	***107.5***	***2:12.863***	**(1)**	***80.44***		***11:24:11.755***
8 -	42.312	99.4	***46.842***	***114.1***	44.202	104.8	2:13.356	**(3)**	80.14	0.493	11:26:25.111
9 -	42.395	99.2	47.360	108.2	44.513	104.3	2:14.268		79.60	1.405	11:28:39.379
10 -	42.412	97.9	47.463	107.8	44.642	105.0	2:14.517		79.45	1.654	11:30:53.896

P14 76 50 Mark CARTER — Merlyn Mk20

IDEAL LAP TIME : 2:12.902 BEST LAP TIME : 2:13.583 DIFFERENCE : 0.681

LAP	SECTOR 1		SECTOR 2		SECTOR 3		LAP TIME		MPH	DIFF	TIME OF DAY
1 -		99.5	49.191	109.8	44.574	105.0	2:26.886		72.76	13.303	11:10:43.774
2 -	42.292	97.6	48.114	109.4	44.224	104.3	2:14.630		79.38	1.047	11:12:58.404
3 -	42.135	97.8	47.757	108.5	44.119	103.8	2:14.011	**(3)**	79.75	0.428	11:15:12.415
4 -	43.633	97.9	48.328	108.4	44.598	103.8	2:16.559		78.26	2.976	11:17:28.974
5 -	42.995	98.1	47.779	109.4	***43.769***	105.1	2:14.543		79.43	0.960	11:19:43.517
6 -	***41.991***	98.1	47.453	109.8	44.139	104.5	***2:13.583***	**(1)**	***80.01***		***11:21:57.100***
7 -	42.090	96.9	48.023	109.1	43.802	104.5	2:13.915	**(2)**	79.81	0.332	11:24:11.015
8 -	42.028	96.9	47.815	107.7	44.719	***107.3***	2:14.562		79.42	0.979	11:26:25.577
9 -	42.578	***100.0***	***47.142***	***112.5***	44.664	102.4	2:14.384		79.53	0.801	11:28:39.961
10 -	42.152	***100.0***	47.544	111.4	44.491	***107.3***	2:14.187		79.65	0.604	11:30:54.148

P15 47 50 Ian FERNIHOUGH — Titan Mk6

IDEAL LAP TIME : 2:13.072 BEST LAP TIME : 2:13.933 DIFFERENCE : 0.861

LAP	SECTOR 1		SECTOR 2		SECTOR 3		LAP TIME		MPH	DIFF	TIME OF DAY
1 -		92.6	49.565	110.3	45.586	106.3	2:29.892		71.30	15.959	11:10:46.780
2 -	42.732	97.5	48.095	111.6	44.502	106.8	2:15.329		78.97	1.396	11:13:02.109
3 -	42.105	99.2	***47.091***	***114.5***	44.988	105.5	2:14.184	**(3)**	79.65	0.251	11:15:16.293
4 -	43.239	***101.3***	48.153	108.7	45.629	105.8	2:17.021		78.00	3.088	11:17:33.314
5 -	42.044	99.8	47.241	110.9	44.648	***107.2***	***2:13.933***	**(1)**	***79.80***		***11:19:47.247***
6 -	41.953	100.9	48.289	111.6	44.306	102.2	2:14.548		79.43	0.615	11:22:01.795
7 -	***41.757***	94.3	48.061	110.0	***44.224***	106.6	2:14.042	**(2)**	79.73	0.109	11:24:15.837
8 -	42.160	96.6	47.914	107.7	44.444	105.0	2:14.518		79.45	0.585	11:26:30.355
9 -	42.255	97.3	48.040	106.6	45.020	103.5	2:15.315		78.98	1.382	11:28:45.670
10 -	43.515	96.1	49.110	106.0	45.461	102.6	2:18.086		77.40	4.153	11:31:03.756

P16 9 50 Kevin WILLIAMS — Merlyn Mk20A

IDEAL LAP TIME : 2:15.558 BEST LAP TIME : 2:15.583 DIFFERENCE : 0.025

LAP	SECTOR 1		SECTOR 2		SECTOR 3		LAP TIME		MPH	DIFF	TIME OF DAY
1 -		91.6	49.474	***114.1***	45.717	***108.7***	2:30.626		70.95	15.043	11:10:47.514
2 -	43.022	98.8	48.000	113.5	46.306	103.4	2:17.328		77.82	1.745	11:13:04.842
3 -	43.110	***99.2***	48.520	111.6	45.583	105.8	2:17.213		77.89	1.630	11:15:22.055
4 -	43.547	98.1	48.806	111.2	45.682	105.5	2:18.035		77.43	2.452	11:17:40.090
5 -	42.694	98.6	48.842	111.4	45.368	106.1	2:16.904		78.06	1.321	11:19:56.994
6 -	***42.473***	96.8	47.939	112.0	***45.171***	105.0	***2:15.583***	**(1)**	***78.83***		***11:22:12.577***
7 -	42.800	97.3	48.430	111.2	45.977	104.8	2:17.207		77.89	1.624	11:24:29.784
8 -	42.797	96.8	48.011	111.2	45.526	105.5	2:16.334	**(3)**	78.39	0.751	11:26:46.118
9 -	42.752	98.2	***47.914***	111.4	45.889	105.8	2:16.555		78.26	0.972	11:29:02.673
10 -	42.700	98.9	48.123	110.9	45.281	106.0	2:16.104	**(2)**	78.52	0.521	11:31:18.777

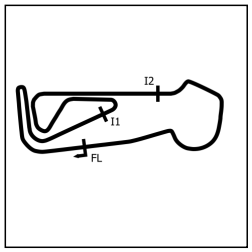

HSCC Historic Formula Ford Championship

RACE 11 - SECTOR ANALYSIS

SECTOR 1 = FL to I1, SECTOR 2 = I1 to I2, SECTOR 3 = I2 to FL, DIFF = Difference To Personal Best Lap, P = Crossed Finish Line in Pit Lane, D = Time Disallowed

P17 88 50 Mike BAINBRIDGE — Lola T200

IDEAL LAP TIME : 2:14.058 BEST LAP TIME : 2:14.226 DIFFERENCE : 0.168

LAP	SECTOR 1		SECTOR 2		SECTOR 3		LAP TIME	MPH	DIFF	TIME OF DAY
1 -		***102.1***	59.388	110.9	45.354	105.8	2:37.581	67.82	23.355	11:10:54.469
2 -	43.318	99.4	47.809	***112.2***	46.074	106.0	2:17.201	77.90	2.975	11:13:11.670
3 -	42.941	100.3	47.967	111.2	46.440	105.8	2:17.348	77.81	3.122	11:15:29.018
4 -	43.029	98.9	48.553	111.1	46.084	104.8	2:17.666	77.63	3.440	11:17:46.684
5 -	43.280	99.2	48.654	111.1	45.651	106.3	2:17.585	77.68	3.359	11:20:04.269
6 -	42.244	99.5	48.047	111.4	45.704	105.8	2:15.995	78.59	1.769	11:22:20.264
7 -	41.981	99.5	47.815	111.1	45.282	106.5	2:15.078 **(3)**	79.12	0.852	11:24:35.342
8 -	42.316	99.7	48.504	110.5	44.781	106.3	2:15.601	78.82	1.375	11:26:50.943
9 -	***41.767***	100.7	***47.557***	110.3	44.902	***108.0***	***2:14.226*** **(1)**	***79.62***		***11:29:05.169***
10 -	42.004	101.2	47.827	110.0	***44.734***	107.2	2:14.565 **(2)**	79.42	0.339	11:31:19.734

P18 97 50 Alan SCHMIDT — Merlyn Mk20A

IDEAL LAP TIME : 2:13.059 BEST LAP TIME : 2:13.561 DIFFERENCE : 0.502

LAP	SECTOR 1		SECTOR 2		SECTOR 3		LAP TIME	MPH	DIFF	TIME OF DAY
1 -		94.5	49.419	110.0	45.631	105.8	2:29.390	71.54	15.829	11:10:46.278
2 -	42.450	96.1	48.402	112.2	44.513	106.0	2:15.365	78.95	1.804	11:13:01.643
3 -	42.054	99.7	47.562	111.6	45.710	106.5	2:15.326	78.98	1.765	11:15:16.969
4 -	43.443	99.4	47.327	113.5	45.111	105.3	2:15.881	78.65	2.320	11:17:32.850
5 -	42.031	98.5	47.435	***114.7***	44.553	106.5	2:14.019 **(2)**	79.75	0.458	11:19:46.869
6 -	42.231	98.8	47.771	113.1	***44.351***	107.0	2:14.353	79.55	0.792	11:22:01.222
7 -	42.079	97.3	47.308	113.5	44.766	106.3	2:14.153	79.67	0.592	11:24:15.375
8 -	41.528	99.5	47.514	113.5	45.076	105.0	2:14.118 **(3)**	79.69	0.557	11:26:29.493
9 -	***41.481***	***100.0***	***47.227***	110.3	44.853	***107.2***	***2:13.561*** **(1)**	***80.02***		***11:28:43.054***
10 -	51.858	92.1	49.532	107.3	57.073	47.8	2:38.463	67.44	24.902	11:31:21.517

P19 69 Oliver CHAPMAN — Lola T200

IDEAL LAP TIME : 2:07.520 BEST LAP TIME : 2:07.520 DIFFERENCE : 0.000

LAP	SECTOR 1		SECTOR 2		SECTOR 3		LAP TIME	MPH	DIFF	TIME OF DAY
1 -		***103.4***	46.954	***118.5***	2:43.096	102.9	4:18.678	41.31	2:11.158	11:12:35.566
2 -	42.738	99.2	47.111	110.3	43.923	106.0	2:13.772	79.89	6.252	11:14:49.338
3 -	41.501	99.7	46.163	111.1	43.229	104.8	2:10.893	81.65	3.373	11:17:00.231
4 -	40.461	102.6	45.616	116.3	42.622	***110.0***	2:08.699 **(2)**	83.04	1.179	11:19:08.930
5 -	***40.150***	101.6	***45.286***	115.9	***42.084***	108.7	***2:07.520*** **(1)**	***83.81***		***11:21:16.450***
6 -	45.215	98.8	46.577	110.9	42.671	106.1	2:14.463	79.48	6.943	11:23:30.913
7 -	40.980	99.2	46.455	110.5	42.597	105.1	2:10.032	82.19	2.512	11:25:40.945
8 -	41.212	99.5	46.220	111.4	42.549	105.6	2:09.981	82.22	2.461	11:27:50.926
9 -	40.910	100.0	46.016	110.3	42.481	105.5	2:09.407 **(3)**	82.59	1.887	11:30:00.333

P20 72 James RUSSELL — Merlyn Mk20

IDEAL LAP TIME : 2:09.686 BEST LAP TIME : 2:10.194 DIFFERENCE : 0.508

LAP	SECTOR 1		SECTOR 2		SECTOR 3		LAP TIME	MPH	DIFF	TIME OF DAY
1 -		101.3	46.768	***114.5***	43.082	***111.4***	2:19.966	76.36	9.772	11:10:36.854
2 -	40.949	101.8	***46.219***	112.9	43.231	109.2	2:10.399 **(3)**	81.96	0.205	11:12:47.253
3 -	41.359	***102.4***	46.694	110.9	43.516	108.2	2:11.569	81.23	1.375	11:14:58.822
4 -	47.585	100.1	46.476	110.3	42.806	106.6	2:16.867	78.09	6.673	11:17:15.689
5 -	41.298	99.4	46.490	110.5	42.899	106.8	2:10.687	81.78	0.493	11:19:26.376
6 -	40.988	99.8	46.404	110.3	42.802	104.8	***2:10.194*** **(1)**	***82.09***		***11:21:36.570***
7 -	41.180	98.9	46.542	110.1	42.639	106.8	2:10.361 **(2)**	81.98	0.167	11:23:46.931
8 -	41.114	99.2	46.823	110.3	42.611	105.8	2:10.548	81.87	0.354	11:25:57.479
9 -	***40.901***	99.1	46.974	109.8	***42.566***	105.8	2:10.441	81.93	0.247	11:28:07.920

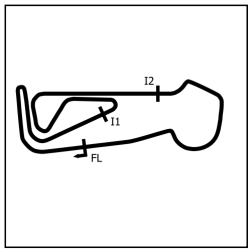

HSCC Historic Formula Ford Championship

RACE 11 - SECTOR ANALYSIS

SECTOR 1 = FL to I1, SECTOR 2 = I1 to I2, SECTOR 3 = I2 to FL, DIFF = Difference To Personal Best Lap, P = Crossed Finish Line in Pit Lane, D = Time Disallowed

P21 27 50 Dick DIXON Lotus 61

IDEAL LAP TIME : 2:13.242 BEST LAP TIME : 2:13.298 DIFFERENCE : 0.056

LAP	SECTOR 1		SECTOR 2		SECTOR 3		LAP TIME	MPH	DIFF	TIME OF DAY
1 -		92.5	49.035	***112.9***	45.256	***109.1***	2:28.099	72.16	14.801	11:10:44.987
2 -	43.100	95.8	48.286	***112.9***	44.230	108.5	2:15.616	78.81	2.318	11:13:00.603
3 -	42.186	***100.6***	47.615	111.2	44.684	105.1	2:14.485	79.47	1.187	11:15:15.088
4 -	43.715	94.3	47.686	112.7	44.288	108.5	2:15.689	78.76	2.391	11:17:30.777
5 -	43.728	95.8	47.504	112.5	43.852	107.7	2:15.084	79.12	1.786	11:19:45.861
6 -	42.764	100.4	47.810	109.8	44.263	105.8	2:14.837	79.26	1.539	11:22:00.698
7 -	42.181	99.4	47.294	110.5	***43.823***	106.5	***2:13.298*** **(1)**	***80.18***		***11:24:13.996***
8 -	***42.161***	97.5	47.841	109.8	44.089	105.0	2:14.091 **(2)**	79.70	0.793	11:26:28.087
9 -	42.493	100.1	***47.258***	110.3	44.449	104.8	2:14.200 **(3)**	79.64	0.902	11:28:42.287

P22 36 50 Rob SMITH Merlyn Mk20

IDEAL LAP TIME : 2:06.841 BEST LAP TIME : 2:06.893 DIFFERENCE : 0.052

LAP	SECTOR 1		SECTOR 2		SECTOR 3		LAP TIME	MPH	DIFF	TIME OF DAY
1 -		101.8	46.568	115.5	42.887	111.8	2:19.163	76.80	12.270	11:10:36.051
2 -	40.807	101.3	45.787	115.7	41.825	111.8	2:08.419	83.22	1.526	11:12:44.470
3 -	40.818	***104.2***	45.760	***116.5***	41.743	***113.3***	2:08.321	83.29	1.428	11:14:52.791
4 -	40.631	101.9	***45.277***	116.1	41.937	109.8	2:07.845 **(3)**	83.60	0.952	11:17:00.636
5 -	40.262	102.9	45.435	115.5	42.054	110.7	2:07.751 **(2)**	83.66	0.858	11:19:08.387
6 -	***39.847***	***104.2***	45.329	115.3	***41.717***	108.2	***2:06.893*** **(1)**	***84.22***		***11:21:15.280***
7 -	40.710	103.5	45.695	115.5	42.402	112.5	2:08.807	82.97	1.914	11:23:24.087

P23 17 50 Brian MORRIS Lola T200

IDEAL LAP TIME : 2:08.422 BEST LAP TIME : 2:08.422 DIFFERENCE : 0.000

LAP	SECTOR 1		SECTOR 2		SECTOR 3		LAP TIME	MPH	DIFF	TIME OF DAY
1 -		102.6	47.289	112.7	42.643	108.0	2:17.867 **(3)**	77.52	9.445	11:10:34.755
2 -	41.050	***103.5***	46.093	114.5	42.307	***112.0***	2:09.450 **(2)**	82.56	1.028	11:12:44.205
3 -	***40.809***	102.1	***45.660***	***116.1***	***41.953***	110.9	***2:08.422*** **(1)**	***83.22***		***11:14:52.627***

Weather / Track : Sunny / Dry

Snetterton 300: 2.9689 miles
Date: 24/04/2022 Start: 11:08 Finish: 11:29

HSCC Historic Formula Ford Championship

RACE 11 - BEST SECTORS

	SECTOR 1			SECTOR 2			SECTOR 3			IDEAL / BEST COMPARISON					
POS	NO	NAME	TIME	NO	NAME	TIME	NO	NAME	TIME	POS	NO	NAME	IDEAL	BEST	DIFF
												PERFECT LAP	2:04.520		
1	8	HARRISON	39.153	8	HARRISON	44.716	117	MCARTHUR	40.651	1	8	HARRISON	2:04.682	2:04.967	0.285
2	117	MCARTHUR	39.532	117	MCARTHUR	44.838	8	HARRISON	40.813	2	117	MCARTHUR	2:05.021	2:05.362	0.341
3	43	GRANT	39.560	36	SMITH	45.277	43	GRANT	41.092	3	43	GRANT	2:05.954	2:06.240	0.286
4	36	SMITH	39.847	69	CHAPMAN	45.286	70	STANZL	41.603	4	36	SMITH	2:06.841	2:06.893	0.052
5	70	STANZL	39.978	43	GRANT	45.302	36	SMITH	41.717	5	70	STANZL	2:07.196	2:07.561	0.365
6	15	WRIGLEY	40.098	15	WRIGLEY	45.501	15	WRIGLEY	41.734	6	15	WRIGLEY	2:07.333	2:07.342	0.009
7	69	CHAPMAN	40.150	21	DRYBROUGH	45.519	17	MORRIS	41.953	7	69	CHAPMAN	2:07.520	2:07.520	0.000
8	42	FLANAGAN	40.327	70	STANZL	45.615	69	CHAPMAN	42.084	8	17	MORRIS	2:08.422	2:08.422	0.000
9	89	PEARSON	40.369	17	MORRIS	45.660	22	BRISE	42.161	9	89	PEARSON	2:08.494	2:08.866	0.372
10	21	DRYBROUGH	40.441	89	PEARSON	45.823	89	PEARSON	42.302	10	21	DRYBROUGH	2:08.519	2:08.844	0.325
11	22	BRISE	40.587	42	FLANAGAN	45.833	42	FLANAGAN	42.520	11	22	BRISE	2:08.627	2:08.877	0.250
12	41	UNSWORTH	40.636	22	BRISE	45.879	21	DRYBROUGH	42.559	12	42	FLANAGAN	2:08.680	2:08.800	0.120
13	20	STANZL	40.758	41	UNSWORTH	46.078	72	RUSSELL	42.566	13	72	RUSSELL	2:09.686	2:10.194	0.508
14	17	MORRIS	40.809	72	RUSSELL	46.219	20	STANZL	42.652	14	20	STANZL	2:09.719	2:10.010	0.291
15	72	RUSSELL	40.901	20	STANZL	46.309	41	UNSWORTH	43.223	15	41	UNSWORTH	2:09.937	2:10.039	0.102
16	98	STUART	41.297	30	SQUIRE	46.842	30	SQUIRE	43.684	16	98	STUART	2:12.598	2:12.842	0.244
17	97	SCHMIDT	41.481	98	STUART	47.088	76	CARTER	43.769	17	30	SQUIRE	2:12.691	2:12.863	0.172
18	47	FERNIHOUGH	41.757	47	FERNIHOUGH	47.091	27	DIXON	43.823	18	76	CARTER	2:12.902	2:13.583	0.681
19	88	BAINBRIDGE	41.767	76	CARTER	47.142	98	STUART	44.213	19	97	SCHMIDT	2:13.059	2:13.561	0.502
20	76	CARTER	41.991	97	SCHMIDT	47.227	47	FERNIHOUGH	44.224	20	47	FERNIHOUGH	2:13.072	2:13.933	0.861
21	27	DIXON	42.161	27	DIXON	47.258	97	SCHMIDT	44.351	21	27	DIXON	2:13.242	2:13.298	0.056
22	30	SQUIRE	42.165	88	BAINBRIDGE	47.557	88	BAINBRIDGE	44.734	22	88	BAINBRIDGE	2:14.058	2:14.226	0.168
23	9	WILLIAMS	42.473	9	WILLIAMS	47.914	9	WILLIAMS	45.171	23	9	WILLIAMS	2:15.558	2:15.583	0.025
24				134	RAWLINSON	52.990									
25															

Weather / Track : Sunny / Dry

Snetterton 300: 2.9689 miles
Date: 24/04/2022 Start: 11:08 Finish: 11:29

Results can be found at www.tsl-timing.com

Printed - 11:58 Sunday, 24 April 2022

HSCC Historic Formula Ford Championship

RACE 11 - BEST SPEEDS

	INTERMEDIATE 1			INTERMEDIATE 2			FINISH LINE		
POS	NO	NAME	MPH	NO	NAME	MPH	NO	NAME	MPH
1	117	MCARTHUR	106.5	69	CHAPMAN	118.5	117	MCARTHUR	113.9
2	8	HARRISON	105.5	89	PEARSON	118.1	36	SMITH	113.3
3	36	SMITH	104.2	21	DRYBROUGH	117.3	22	BRISE	112.4
4	21	DRYBROUGH	104.0	15	WRIGLEY	117.1	89	PEARSON	112.2
5	17	MORRIS	103.5	22	BRISE	117.1	43	GRANT	112.0
6	42	FLANAGAN	103.4	36	SMITH	116.5	70	STANZL	112.0
7	98	STUART	103.4	8	HARRISON	116.3	17	MORRIS	112.0
8	69	CHAPMAN	103.4	70	STANZL	116.3	21	DRYBROUGH	111.8
9	43	GRANT	103.0	43	GRANT	116.1	8	HARRISON	111.4
10	89	PEARSON	103.0	17	MORRIS	116.1	72	RUSSELL	111.4
11	22	BRISE	102.7	117	MCARTHUR	115.7	20	STANZL	110.5
12	30	SQUIRE	102.7	42	FLANAGAN	115.1	69	CHAPMAN	110.0
13	15	WRIGLEY	102.6	41	UNSWORTH	115.1	41	UNSWORTH	109.8
14	72	RUSSELL	102.4	98	STUART	115.1	98	STUART	109.2
15	41	UNSWORTH	102.1	97	SCHMIDT	114.7	42	FLANAGAN	109.1
16	88	BAINBRIDGE	102.1	47	FERNIHOUGH	114.5	27	DIXON	109.1
17	20	STANZL	101.9	72	RUSSELL	114.5	15	WRIGLEY	108.9
18	70	STANZL	101.5	20	STANZL	114.1	9	WILLIAMS	108.7
19	47	FERNIHOUGH	101.3	30	SQUIRE	114.1	88	BAINBRIDGE	108.0
20	27	DIXON	100.6	9	WILLIAMS	114.1	30	SQUIRE	107.5
21	76	CARTER	100.0	27	DIXON	112.9	76	CARTER	107.3
22	97	SCHMIDT	100.0	76	CARTER	112.5	47	FERNIHOUGH	107.2
23	9	WILLIAMS	99.2	88	BAINBRIDGE	112.2	97	SCHMIDT	107.2
24	134	RAWLINSON	84.6	134	RAWLINSON	102.6			
25	147	HANJOUL	41.2						

Weather / Track : Sunny / Dry

Snetterton 300: 2.9689 miles
Date: 24/04/2022 Start: 11:08 Finish: 11:29

Results can be found at www.tsl-timing.com

Printed - 11:58 Sunday, 24 April 2022

HSCC Historic Formula Ford Championship

RACE 11 - STATISTICS

Competitors Started	25
Planned Start	2022-04-24 @ 11:05:00.000
Actual Start	2022-04-24 @ 11:08:16.887
Finish Time	2022-04-24 @ 11:29:18.877
Track Length	2.9689mi.
Total Laps	217
Total Distance Covered	644.2538mi.

Session Fastest Lap History

NO	CL	NAME	LAP TIME	TIME OF DAY	LAP	VEHICLE
117		**Tom MCARTHUR**	**2:11.898**	11:10:28.800	1	Titan Mk4
117		**Tom MCARTHUR**	**2:06.048**	11:12:34.848	2	Titan Mk4
8		**Samuel HARRISON**	**2:05.710**	11:12:35.831	2	Merlyn Mk20
117		**Tom MCARTHUR**	**2:05.362**	11:14:40.210	3	Titan Mk4
8		**Samuel HARRISON**	**2:04.967**	11:14:40.798	3	Merlyn Mk20

Session Leader History

NO	CL	NAME	FROM LAP	LAPS LED	DISTANCE	VEHICLE
117		**Tom MCARTHUR**	1	10	29.68 miles	Titan Mk4

Flag History

TYPE	TIME OF DAY
GREEN	11:08:16.887
FINISH	11:29:18.877

Flag Statistics

TYPE	COUNT	TOTAL LAPS	TOTAL TIME
Green	1	10	28:47.819
Red	0	0	0.000
Safety Car	0	0	0.000
FCY	0	0	0.000

Weather / Track : Sunny / Dry

Snetterton 300: 2.9689 miles
Date: 24/04/2022 Start: 11:08 Finish: 11:29

HSCC Historic Formula Ford Championship

RACE 11 - STATISTICS

CLASS : 11 Starters

Fastest Lap History

NO	NAME	LAP TIME	TIME OF DAY	LAP	VEHICLE
117	**Tom MCARTHUR**	**2:11.898**	11:10:28.800	1	Titan Mk4
117	**Tom MCARTHUR**	**2:06.048**	11:12:34.848	2	Titan Mk4
8	**Samuel HARRISON**	**2:05.710**	11:12:35.831	2	Merlyn Mk20
117	**Tom MCARTHUR**	**2:05.362**	11:14:40.210	3	Titan Mk4
8	**Samuel HARRISON**	**2:04.967**	11:14:40.798	3	Merlyn Mk20

Leader History

NO	NAME	FROM LAP	LAPS LED	DISTANCE	VEHICLE
117	**Tom MCARTHUR**	1	10	29.68 miles	Titan Mk4

HSCC Historic Formula Ford Championship

RACE 11 - STATISTICS

CLASS : 50

14 Starters

Fastest Lap History

NO	NAME	LAP TIME	TIME OF DAY	LAP	VEHICLE
17	**Brian MORRIS**	**2:17.867**	11:10:34.780	1	Lola T200
17	**Brian MORRIS**	**2:09.450**	11:12:44.162	2	Lola T200
36	**Rob SMITH**	**2:08.419**	11:12:44.483	2	Merlyn Mk20
36	**Rob SMITH**	**2:08.321**	11:14:52.804	3	Merlyn Mk20
36	**Rob SMITH**	**2:07.845**	11:17:00.648	4	Merlyn Mk20
36	**Rob SMITH**	**2:07.751**	11:19:08.400	5	Merlyn Mk20
36	**Rob SMITH**	**2:06.893**	11:21:15.293	6	Merlyn Mk20

Leader History

NO	NAME	FROM LAP	LAPS LED	DISTANCE	VEHICLE
17	**Brian MORRIS**	1	3	8.90 miles	Lola T200
36	**Rob SMITH**	4	4	11.87 miles	Merlyn Mk20
22	**Tim BRISE**	8	3	8.90 miles	Merlyn Mk20

HSCC HISTORIC ROAD SPORTS CHAMPIONSHIP

Production sports and GT cars built between 1947-1969

HSCC Jim Russell Trophy

Snetterton 300

23rd / 24th April 2022

Timing & Results Provided by Timing Solutions Ltd

www.tsl-timing.com

Snetterton 300

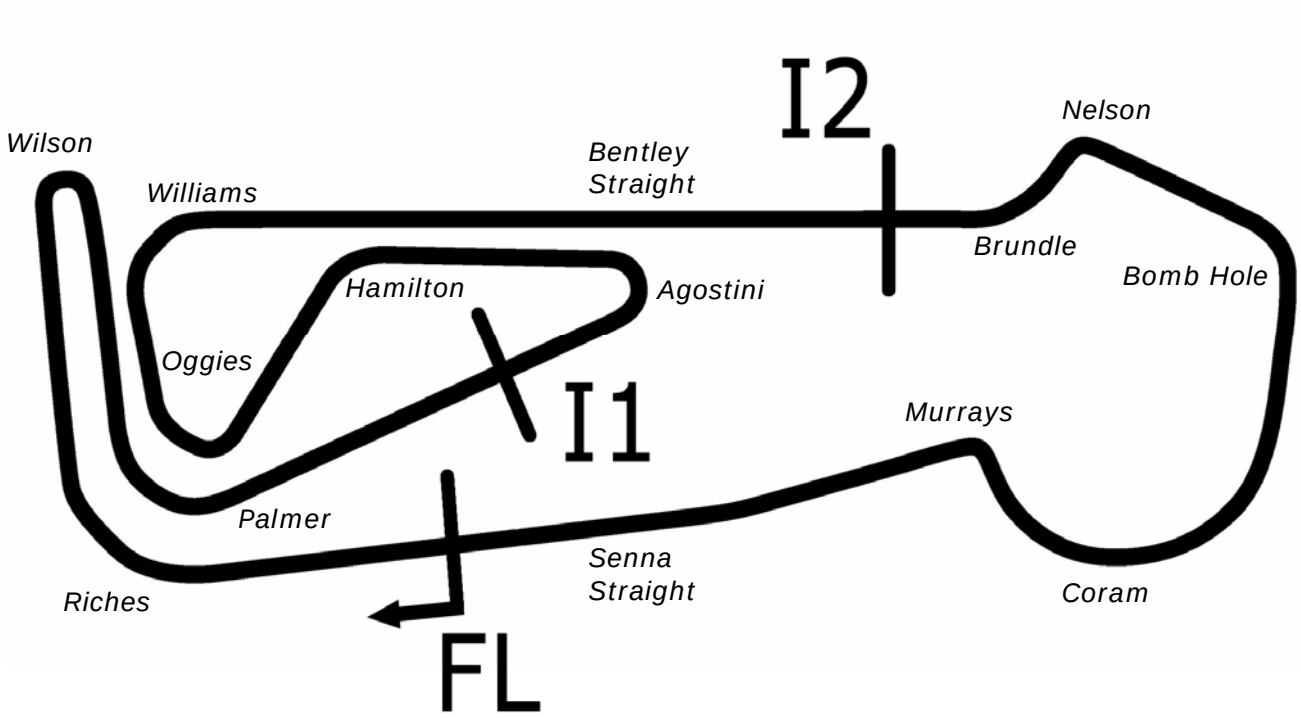

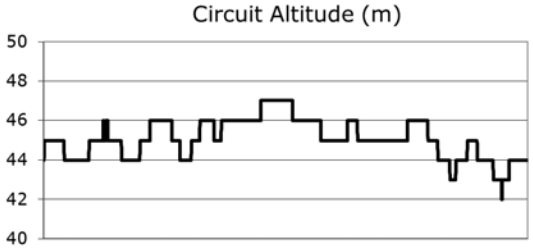

Length	2.9689 miles	4778.0 m	
FL		52.46340 N	0.94476 E
I1	1545m	52.46487 N	0.94466 E
I2	3198m	52.46617 N	0.94964 E
Pit Entry	4572m	52.46364 N	0.94774 E
Pit Exit	40m after FL	52.46338 N	0.94420 E

Pit Entry–Pit Exit 246m, 17.7s @50kph, 14.7s @60kph

All results available at www.tsl-timing.com

Sheet No:	Issue Time:

HSCC Historic Road Sports Championship

QUALIFYING - RACE 5 - CLASSIFICATION

POS	NO	CL	PIC	NAME	ENTRY	TIME	ON	LAPS	GAP	DIFF	MPH
1	**98**	A	1	**Kevin KIVLOCHAN**	AC Cobra	**2:15.765**	8	8			78.72
2	**80**	A	2	**John SHAW**	Morgan Plus 8	**2:18.033**	4	9	**2.268**	2.268	77.43
3	**79**	A	3	**Richard PLANT**	Morgan Plus 8	**2:18.254**	5	5	**2.489**	0.221	77.30
4	**717**	C	1	**Chris MERRICK**	Lotus Elan S3	**2:23.720**	7	8	**7.955**	5.466	74.36
5	**67**	G	1	**Andrew SMITH**	Marcos 1800GT	**2:23.915**	3	5	**8.150**	0.195	74.26
6	**6**	B	1	**Johan DENEKAMP**	TVR Tuscan	**2:24.429**	6	8	**8.664**	0.514	74.00
7	**64**	D	1	**Roger SPARROW**	Porsche 911	**2:25.187**	5	8	**9.422**	0.758	73.61
8	**71**	E	1	**Brian ARCULUS**	Lotus Elite	**2:27.830**	4	8	**12.065**	2.643	72.29
9	**53**	C	2	**Adrian GILBERT**	Lotus Elan S3	**2:28.196**	8	8	**12.431**	0.366	72.12
10	**15**	G	2	**John BURTON**	Alton Jaguar Sports	**2:28.591**	5	5	**12.826**	0.395	71.92
11	**60**	D	2	**Chris THOMPSON**	MGB	**2:32.514**	7	8	**16.749**	3.923	70.07
12	**149**	E	2	**Robert INGRAM**	Lotus Elite S2	**2:37.586**	8	8	**21.821**	5.072	67.82
13	**17**	A	4	**Adam SIMMONDS**	Ford Mustang	**2:37.643**	3	8	**21.878**	0.057	67.79
14	**31**	D	3	**Andrew WALTON**	Porsche 911	**2:37.863**	4	8	**22.098**	0.220	67.70
15	**35**	INV	1	**Richard DISBROW**	Turner Mk2	**2:41.341**	7	7	**25.576**	3.478	66.24
16	**70**	B	2	**Alan HOUSE**	Morgan Plus 4	**2:48.170**	7	7	**32.405**	6.829	63.55
17	**21**	E	3	**Peter CHAPPELL**	Austin Healey Sprite Mk1			2			

Weather / Track : Bright / Dry

These results are provisional until the conclusion of any judicial and technical matters.

Snetterton 300: 2.9689 miles

Date: 23/04/2022 Start: 10:56 Finish: 11:16

Clerk Of Course : Julian Floyd	Stewards :	Timekeeper : Nick Palmer

Results can be found at www.tsl-timing.com

Printed - 11:20 Saturday, 23 April 2022

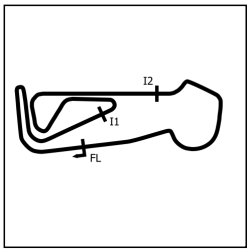

HSCC Historic Road Sports Championship

QUALIFYING - RACE 5 - SECTOR ANALYSIS

SECTOR 1 = FL to I1, SECTOR 2 = I1 to I2, SECTOR 3 = I2 to FL, DIFF = Difference To Personal Best Lap, P = Crossed Finish Line in Pit Lane, D = Time Disallowed

P1 98 A Kevin KIVLOCHAN — AC Cobra

IDEAL LAP TIME : 2:15.765 BEST LAP TIME : 2:15.765 DIFFERENCE : 0.000

LAP	SECTOR 1		SECTOR 2		SECTOR 3		LAP TIME		MPH	DIFF	TIME OF DAY
1 -	OUTLAP	75.1	57.764	95.4	50.112	129.5	2:45.277		64.66	29.512	10:58:52.014
2 -	43.691	100.3	48.293	113.3	48.658	129.3	2:20.642		75.99	4.877	11:01:12.656
3 -	44.114	103.8	47.980	107.0	45.881	***130.0***	2:17.975		77.46	2.210	11:03:30.631
4 -	44.399	98.6	48.323	120.9	45.663	129.5	2:18.385		77.23	2.620	11:05:49.016
5 -	43.754	***107.7***	1:01.146	105.8	47.309	***130.0***	2:32.209		70.21	16.444	11:08:21.225
6 -	43.910	106.0	48.191	122.4	45.744	128.8	2:17.845	**(3)**	77.53	2.080	11:10:39.070
7 -	42.929	105.0	47.632	122.0	45.450	128.5	2:16.011	**(2)**	78.58	0.246	11:12:55.081
8 -	***42.921***	103.7	***47.489***	***125.2***	***45.355***	129.3	***2:15.765***	**(1)**	***78.72***		***11:15:10.846***

P2 80 A John SHAW — Morgan Plus 8

IDEAL LAP TIME : 2:17.124 BEST LAP TIME : 2:18.033 DIFFERENCE : 0.909

LAP	SECTOR 1		SECTOR 2		SECTOR 3		LAP TIME		MPH	DIFF	TIME OF DAY
1 -	OUTLAP	74.0	56.995	93.9	52.458	111.1	2:45.045		64.75	27.012	10:58:55.499
2 -	44.104	100.3	49.966	103.8	48.612	111.8	2:22.682		74.90	4.649	11:01:18.181
3 -	44.122	99.1	49.499	112.2	46.053	***113.1***	2:19.674		76.52	1.641	11:03:37.855
4 -	43.492	99.5	48.892	117.9	45.649	109.6	***2:18.033***	**(1)**	***77.43***		***11:05:55.888***
5 -	***43.332***	101.5	49.664	***119.1***	45.621	111.8	2:18.617	**(2)**	77.10	0.584	11:08:14.505
6 -	43.394	***102.9***	***48.456***	112.2	47.332	110.3	2:19.182		76.79	1.149	11:10:33.687
7 -	43.460	101.8	48.523	118.7	53.403	100.9	2:25.386		73.51	7.353	11:12:59.073
8 -	48.531	97.1	49.322	117.3	45.689	112.5	2:23.542		74.45	5.509	11:15:22.615
9 -	44.818	98.1	48.689	113.9	***45.336***	103.7	2:18.843	**(3)**	76.97	0.810	11:17:41.458

P3 79 A Richard PLANT — Morgan Plus 8

IDEAL LAP TIME : 2:18.254 BEST LAP TIME : 2:18.254 DIFFERENCE : 0.000

LAP	SECTOR 1		SECTOR 2		SECTOR 3		LAP TIME		MPH	DIFF	TIME OF DAY
1 -	OUTLAP	67.9	57.145	91.0	51.654	111.8	2:45.373		64.63	27.119	10:58:54.131
2 -	44.199	95.8	49.432	89.4	IN PIT		3:29.592	**P**	50.99	1:11.338	11:02:23.723
3 -	OUTLAP	87.8	50.597	111.2	46.447	***112.7***	2:28.090		72.17	9.836	11:04:51.813
4 -	45.295	***96.5***	50.457	111.6	45.839	111.6	2:21.591	**(2)**	75.48	3.337	11:07:13.404
5 -	***44.174***	95.8	***48.423***	***121.1***	***45.657***	111.6	***2:18.254***	**(1)**	***77.30***		***11:09:31.658***

P4 717 C Chris MERRICK — Lotus Elan S3

IDEAL LAP TIME : 2:23.454 BEST LAP TIME : 2:23.720 DIFFERENCE : 0.266

LAP	SECTOR 1		SECTOR 2		SECTOR 3		LAP TIME		MPH	DIFF	TIME OF DAY
1 -	OUTLAP	78.3	57.187	94.9	52.940	103.5	2:45.945		64.40	22.225	10:59:00.142
2 -	47.950	87.1	52.854	94.2	51.310	108.9	2:32.114		70.26	8.394	11:01:32.256
3 -	46.232	95.0	50.739	104.6	50.604	107.8	2:27.575		72.42	3.855	11:03:59.831
4 -	45.748	91.0	51.195	102.4	49.361	107.8	2:26.304	**(3)**	73.05	2.584	11:06:26.135
5 -	45.471	***95.7***	***50.319***	108.5	48.841	107.8	2:24.631	**(2)**	73.89	0.911	11:08:50.766
6 -	45.732	89.8	50.338	***110.7***	1:03.063	108.2	2:39.133		67.16	15.413	11:11:29.899
7 -	***44.795***	91.4	50.585	107.2	***48.340***	***109.4***	***2:23.720***	**(1)**	***74.36***		***11:13:53.619***
8 -	46.525	87.9	51.574	97.9	51.102	88.7	2:29.201		71.63	5.481	11:16:22.820

P5 67 G Andrew SMITH — Marcos 1800GT

IDEAL LAP TIME : 2:23.380 BEST LAP TIME : 2:23.915 DIFFERENCE : 0.535

LAP	SECTOR 1		SECTOR 2		SECTOR 3		LAP TIME		MPH	DIFF	TIME OF DAY
1 -	OUTLAP	84.3	57.033	102.4	51.779	***109.6***	2:42.868		65.62	18.953	10:58:57.708
2 -	46.754	91.4	52.270	100.7	50.098	108.7	2:29.122	**(2)**	71.67	5.207	11:01:26.830
3 -	45.404	97.5	***50.185***	***106.3***	***48.326***	108.9	***2:23.915***	**(1)**	***74.26***		***11:03:50.745***
4 -	***44.869***	***97.6***	50.331	103.7	IN PIT		4:27.759	**P**	39.91	2:03.844	11:08:18.504
5 -	OUTLAP	94.7	52.748	97.3	50.813	108.0	2:35.294		68.82	11.379	11:10:53.798

Weather / Track : Bright / Dry

Snetterton 300: 2.9689 miles
Date: 23/04/2022 Start: 10:56 Finish: 11:16

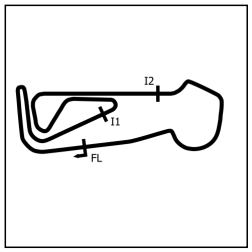

HSCC Historic Road Sports Championship

QUALIFYING - RACE 5 - SECTOR ANALYSIS

SECTOR 1 = FL to I1, SECTOR 2 = I1 to I2, SECTOR 3 = I2 to FL, DIFF = Difference To Personal Best Lap, P = Crossed Finish Line in Pit Lane, D = Time Disallowed

P6 6 B Johan DENEKAMP — TVR Tuscan

IDEAL LAP TIME : 2:23.321 BEST LAP TIME : 2:24.429 DIFFERENCE : 1.108

LAP	SECTOR 1		SECTOR 2		SECTOR 3		LAP TIME		MPH	DIFF	TIME OF DAY
1 -	OUTLAP	80.3	57.941	95.1	53.393	105.0	2:47.702		63.73	23.273	10:58:59.606
2 -	47.944	91.9	52.904	98.2	51.319	107.0	2:32.167		70.23	7.738	11:01:31.773
3 -	46.656	92.8	53.470	104.5	49.744	109.6	2:29.870		71.31	5.441	11:04:01.643
4 -	46.239	92.6	51.485	108.9	48.112	111.1	2:25.836	(3)	73.28	1.407	11:06:27.479
5 -	46.136	94.2	50.939	107.5	***47.462***	***112.5***	2:24.537	(2)	73.94	0.108	11:08:52.016
6 -	45.438	93.2	***50.432***	***111.4***	48.559	110.3	***2:24.429***	(1)	***74.00***		***11:11:16.445***
7 -	46.037	91.9	51.551	107.2	48.438	109.4	2:26.026		73.19	1.597	11:13:42.471
8 -	***45.427***	***95.5***	51.584	106.8	49.614	106.0	2:26.625		72.89	2.196	11:16:09.096

P7 64 D Roger SPARROW — Porsche 911

IDEAL LAP TIME : 2:24.008 BEST LAP TIME : 2:25.187 DIFFERENCE : 1.179

LAP	SECTOR 1		SECTOR 2		SECTOR 3		LAP TIME		MPH	DIFF	TIME OF DAY
1 -	OUTLAP		54.121	113.1	50.559	106.1	2:40.898		66.42	15.711	10:59:05.355
2 -	46.275		51.485	107.0	50.157	***108.5***	2:27.917		72.25	2.730	11:01:33.272
3 -	46.383		52.229	***115.9***	48.760	107.5	2:27.372		72.52	2.185	11:04:00.644
4 -	46.435		50.941	112.5	48.666	***108.5***	2:26.042	(3)	73.18	0.855	11:06:26.686
5 -	46.271		***50.663***	115.3	48.253	108.0	***2:25.187***	(1)	***73.61***		***11:08:51.873***
6 -	46.322		51.092	114.9	***47.981***	***108.5***	2:25.395	(2)	73.51	0.208	11:11:17.268
7 -	45.833		51.314	109.2	49.188	***108.5***	2:26.335		73.03	1.148	11:13:43.603
8 -	***45.364***		50.882	108.2	51.864	87.7	2:28.110		72.16	2.923	11:16:11.713

P8 71 E Brian ARCULUS — Lotus Elite

IDEAL LAP TIME : 2:27.179 BEST LAP TIME : 2:27.830 DIFFERENCE : 0.651

LAP	SECTOR 1		SECTOR 2		SECTOR 3		LAP TIME		MPH	DIFF	TIME OF DAY
1 -	OUTLAP	80.2	54.534	103.2	52.070	101.0	2:43.997		65.17	16.167	10:59:06.794
2 -	46.792	91.9	53.045	91.0	51.881	100.1	2:31.718		70.44	3.888	11:01:38.512
3 -	46.912	***95.3***	52.700	107.7	***48.500***	***101.8***	2:28.112	(3)	72.16	0.282	11:04:06.624
4 -	***46.252***	90.0	52.664	107.7	48.914	***101.8***	***2:27.830***	(1)	***72.29***		***11:06:34.454***
5 -	46.454	91.8	***52.427***	***109.1***	48.967	101.6	2:27.848	(2)	72.29	0.018	11:09:02.302
6 -	46.672	90.1	52.888	108.0	52.476	101.5	2:32.036		70.29	4.206	11:11:34.338
7 -	46.462	91.9	52.796	108.2	50.152	100.9	2:29.410		71.53	1.580	11:14:03.748
8 -	46.851	92.4	53.026	106.1	52.477	93.0	2:32.354		70.15	4.524	11:16:36.102

P9 53 C Adrian GILBERT — Lotus Elan S3

IDEAL LAP TIME : 2:28.196 BEST LAP TIME : 2:28.196 DIFFERENCE : 0.000

LAP	SECTOR 1		SECTOR 2		SECTOR 3		LAP TIME		MPH	DIFF	TIME OF DAY
1 -	OUTLAP	66.8	59.951	100.6	53.123	104.2	2:54.544		61.23	26.348	10:59:34.556
2 -	49.302	88.6	54.894	95.5	55.364	104.5	2:39.560		66.98	11.364	11:02:14.116
3 -	49.130	91.1	53.530	102.1	51.166	98.8	2:33.826		69.48	5.630	11:04:47.942
4 -	50.100	86.8	56.389	96.8	52.651	***107.8***	2:39.140		67.16	10.944	11:07:27.082
5 -	47.671	93.9	52.429	105.8	50.637	105.5	2:30.737		70.90	2.541	11:09:57.819
6 -	47.102	90.6	52.294	110.9	49.724	***107.8***	2:29.120	(2)	71.67	0.924	11:12:26.939
7 -	46.868	***96.2***	52.677	112.2	49.776	106.5	2:29.321	(3)	71.57	1.125	11:14:56.260
8 -	***46.487***	95.3	***52.059***	***112.5***	***49.650***	107.3	***2:28.196***	(1)	***72.12***		***11:17:24.456***

P10 15 G John BURTON — Alton Jaguar Sports

IDEAL LAP TIME : 2:28.546 BEST LAP TIME : 2:28.591 DIFFERENCE : 0.045

LAP	SECTOR 1		SECTOR 2		SECTOR 3		LAP TIME		MPH	DIFF	TIME OF DAY
1 -	OUTLAP	63.9	59.345	83.4	59.171	93.4	3:00.184		59.31	31.593	10:59:43.397
2 -	48.889	90.8	52.736	105.8	50.644	114.7	2:32.269		70.19	3.678	11:02:15.666
3 -	50.327	87.4	52.180	106.0	***49.533***	***114.9***	2:32.040	(3)	70.29	3.449	11:04:47.706
4 -	47.239	***97.6***	52.503	105.8	49.789	113.9	2:29.531	(2)	71.47	0.940	11:07:17.237
5 -	***47.037***	91.3	***51.976***	***115.7***	49.578	113.1	***2:28.591***	(1)	***71.92***		***11:09:45.828***

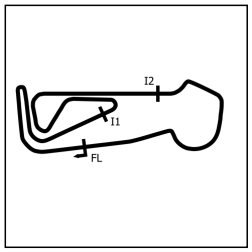

HSCC Historic Road Sports Championship

QUALIFYING - RACE 5 - SECTOR ANALYSIS

SECTOR 1 = FL to I1, SECTOR 2 = I1 to I2, SECTOR 3 = I2 to FL, DIFF = Difference To Personal Best Lap, P = Crossed Finish Line in Pit Lane, D = Time Disallowed

P11 60 D Chris THOMPSON — MGB

IDEAL LAP TIME : 2:32.514 BEST LAP TIME : 2:32.514 DIFFERENCE : 0.000

LAP	SECTOR 1		SECTOR 2		SECTOR 3		LAP TIME	MPH	DIFF	TIME OF DAY
1 -	OUTLAP	71.2	1:02.933	76.0	1:00.399	97.6	3:04.647	57.88	32.133	10:59:46.190
2 -	54.021	81.8	58.842	102.1	56.462	97.3	2:49.325	63.12	16.811	11:02:35.515
3 -	51.191	84.4	56.874	104.6	52.327	***99.8***	2:40.392	66.63	7.878	11:05:15.907
4 -	55.408	59.3	1:04.720	82.7	53.140	99.1	2:53.268	61.68	20.754	11:08:09.175
5 -	49.268	89.2	55.647	105.0	54.689	98.5	2:39.604 **(3)**	66.96	7.090	11:10:48.779
6 -	48.533	88.1	55.050	105.5	50.956	99.7	2:34.539 **(2)**	69.16	2.025	11:13:23.318
7 -	***48.040***	***90.3***	***53.874***	***106.5***	***50.600***	99.4	***2:32.514*** **(1)**	***70.07***		***11:15:55.832***
8 -	48.061	77.5	57.839	98.1	53.746	95.4	2:39.646	66.94	7.132	11:18:35.478

P12 149 E Robert INGRAM — Lotus Elite S2

IDEAL LAP TIME : 2:37.586 BEST LAP TIME : 2:37.586 DIFFERENCE : 0.000

LAP	SECTOR 1		SECTOR 2		SECTOR 3		LAP TIME	MPH	DIFF	TIME OF DAY
1 -	OUTLAP	67.5	1:03.107	78.8	1:01.381	91.5	3:08.381	56.73	30.795	10:59:45.071
2 -	51.931	85.0	56.821	92.9	56.464	***95.8***	2:45.216	64.69	7.630	11:02:30.287
3 -	51.314	86.9	57.313	97.2	55.411	***95.8***	2:44.038	65.15	6.452	11:05:14.325
4 -	51.150	86.7	57.536	94.9	55.149	93.8	2:43.835	65.23	6.249	11:07:58.160
5 -	50.934	86.1	56.600	100.0	54.604	94.3	2:42.138	65.91	4.552	11:10:40.298
6 -	50.014	86.0	55.737	100.4	53.783	93.8	2:39.534 **(2)**	66.99	1.948	11:13:19.832
7 -	50.012	85.1	56.004	99.4	54.370	94.1	2:40.386 **(3)**	66.63	2.800	11:16:00.218
8 -	***49.429***	***87.3***	***55.258***	***102.9***	***52.899***	95.4	***2:37.586*** **(1)**	***67.82***		***11:18:37.804***

P13 17 A Adam SIMMONDS — Ford Mustang

IDEAL LAP TIME : 2:37.177 BEST LAP TIME : 2:37.643 DIFFERENCE : 0.466

LAP	SECTOR 1		SECTOR 2		SECTOR 3		LAP TIME	MPH	DIFF	TIME OF DAY
1 -	OUTLAP	76.9	58.982	90.4	56.537	102.9	2:56.443	60.57	18.800	10:59:26.428
2 -	52.906	85.8	56.442	***103.0***	53.803	107.8	2:43.151	65.51	5.508	11:02:09.579
3 -	50.448	85.0	***55.078***	101.9	***52.117***	***108.2***	***2:37.643*** **(1)**	***67.79***		***11:04:47.222***
4 -	***49.982***	***87.3***	56.958	92.3	53.907	86.9	2:40.847 **(2)**	66.44	3.204	11:07:28.069
5 -	53.158	81.7	56.836	94.3	55.223	89.3	2:45.217	64.69	7.574	11:10:13.286
6 -	51.713	79.7	56.437	99.7	54.381	84.7	2:42.531	65.76	4.888	11:12:55.817
7 -	52.566	80.1	57.405	89.1	54.868	81.5	2:44.839	64.83	7.196	11:15:40.656
8 -	52.457	82.0	55.529	101.2	53.155	104.2	2:41.141 **(3)**	66.32	3.498	11:18:21.797

P14 31 D Andrew WALTON — Porsche 911

IDEAL LAP TIME : 2:37.567 BEST LAP TIME : 2:37.863 DIFFERENCE : 0.296

LAP	SECTOR 1		SECTOR 2		SECTOR 3		LAP TIME	MPH	DIFF	TIME OF DAY
1 -	OUTLAP	65.4	1:02.830	84.5	1:00.524	87.7	3:05.423	57.64	27.560	10:59:23.863
2 -	53.612	81.7	59.342	92.4	57.912	95.5	2:50.866	62.55	13.003	11:02:14.729
3 -	51.491	82.5	59.082	87.2	55.674	93.4	2:46.247	64.29	8.384	11:05:00.976
4 -	49.633	89.1	55.613	100.6	***52.617***	***96.9***	***2:37.863*** **(1)**	***67.70***		***11:07:38.839***
5 -	50.277	90.0	55.849	101.3	53.511	96.6	2:39.637	66.95	1.774	11:10:18.476
6 -	49.411	***91.4***	56.324	***103.5***	53.368	96.5	2:39.103 **(2)**	67.17	1.240	11:12:57.579
7 -	56.469	73.0	1:06.322	86.3	58.984	95.7	3:01.775	58.79	23.912	11:15:59.354
8 -	***49.390***	89.3	***55.560***	101.9	54.664	85.3	2:39.614 **(3)**	66.96	1.751	11:18:38.968

P15 35 INV Richard DISBROW — Turner Mk2

IDEAL LAP TIME : 2:41.273 BEST LAP TIME : 2:41.341 DIFFERENCE : 0.068

LAP	SECTOR 1		SECTOR 2		SECTOR 3		LAP TIME	MPH	DIFF	TIME OF DAY
1 -	OUTLAP	70.5	1:02.715	75.8	1:00.422	95.7	3:08.603	56.66	27.262	10:59:43.138
2 -	51.787	81.4	58.134	85.7	56.473	95.7	2:46.394	64.23	5.053	11:02:29.532
3 -	51.466	83.3	57.408	93.4	55.115	***97.1***	2:43.989 **(2)**	65.17	2.648	11:05:13.521
4 -	50.613	***85.0***	57.720	90.9	57.060	86.5	2:45.393	64.62	4.052	11:07:58.914
5 -	51.425	83.7	***56.842***	92.6	56.096	96.8	2:44.363 **(3)**	65.02	3.022	11:10:43.277
6 -	51.022	81.5	58.354	87.7	55.586	94.9	2:44.962	64.79	3.621	11:13:28.239
7 -	***50.509***	84.5	56.910	***97.5***	***53.922***	96.6	***2:41.341*** **(1)**	***66.24***		***11:16:09.580***

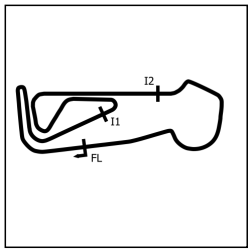

HSCC Historic Road Sports Championship

QUALIFYING - RACE 5 - SECTOR ANALYSIS

SECTOR 1 = FL to I1, SECTOR 2 = I1 to I2, SECTOR 3 = I2 to FL, DIFF = Difference To Personal Best Lap, P = Crossed Finish Line in Pit Lane, D = Time Disallowed

P16 70 B Alan HOUSE Morgan Plus 4

IDEAL LAP TIME : 2:47.430 BEST LAP TIME : 2:48.170 DIFFERENCE : 0.740

LAP	SECTOR 1		SECTOR 2		SECTOR 3		LAP TIME	MPH	DIFF	TIME OF DAY
1 -	OUTLAP	69.8	1:02.248	78.0	59.590	87.1	3:03.139	58.36	14.969	10:59:24.212
2 -	56.408	81.0	1:00.233	83.5	1:00.772	98.3	2:57.413	60.24	9.243	11:02:21.625
3 -	53.482	75.8	59.263	95.7	***56.109***	100.0	2:48.854 **(2)**	63.29	0.684	11:05:10.479
4 -	***52.597***	82.0	1:00.876	87.0	57.624	***100.6***	2:51.097	62.46	2.927	11:08:01.576
5 -	53.442	84.9	1:03.550	90.9	58.444	100.4	2:55.436	60.92	7.266	11:10:57.012
6 -	53.138	***85.1***	58.837	88.8	58.469	98.9	2:50.444 **(3)**	62.70	2.274	11:13:47.456
7 -	53.212	76.4	***58.724***	***97.9***	56.234	99.5	***2:48.170*** **(1)**	***63.55***		***11:16:35.626***

P17 21 E Peter CHAPPELL Austin Healey Sprite Mk1

IDEAL LAP TIME : BEST LAP TIME : DIFFERENCE :

LAP	SECTOR 1		SECTOR 2		SECTOR 3		LAP TIME	MPH	DIFF	TIME OF DAY
1 -	***OUTLAP***	***76.6***	1:03.370	77.6	IN PIT		18:35.911 **P**	9.57		11:15:10.289
2 -	***OUTLAP***	74.8	***1:02.443***	***80.0***	***1:00.479***	***82.3***	3:06.374	57.34		11:18:16.663

Weather / Track : Bright / Dry

Snetterton 300: 2.9689 miles
Date: 23/04/2022 Start: 10:56 Finish: 11:16

HSCC Historic Road Sports Championship

QUALIFYING - RACE 5 - BEST SECTORS

	SECTOR 1			SECTOR 2			SECTOR 3			IDEAL / BEST COMPARISON					
POS	NO	NAME	TIME	NO	NAME	TIME	NO	NAME	TIME	POS	NO	NAME	IDEAL	BEST	DIFF
												PERFECT LAP	2:15.746		
1	98	KIVLOCHAN	42.921	98	KIVLOCHAN	47.489	80	SHAW	45.336	1	98	KIVLOCHAN	2:15.765	2:15.765	0.000
2	80	SHAW	43.332	79	PLANT	48.423	98	KIVLOCHAN	45.355	2	80	SHAW	2:17.124	2:18.033	0.909
3	79	PLANT	44.174	80	SHAW	48.456	79	PLANT	45.657	3	79	PLANT	2:18.254	2:18.254	0.000
4	717	MERRICK	44.795	67	SMITH	50.185	6	DENEKAMP	47.462	4	6	DENEKAMP	2:23.321	2:24.429	1.108
5	67	SMITH	44.869	717	MERRICK	50.319	64	SPARROW	47.981	5	67	SMITH	2:23.380	2:23.915	0.535
6	64	SPARROW	45.364	6	DENEKAMP	50.432	67	SMITH	48.326	6	717	MERRICK	2:23.454	2:23.720	0.266
7	6	DENEKAMP	45.427	64	SPARROW	50.663	717	MERRICK	48.340	7	64	SPARROW	2:24.008	2:25.187	1.179
8	71	ARCULUS	46.252	15	BURTON	51.976	71	ARCULUS	48.500	8	71	ARCULUS	2:27.179	2:27.830	0.651
9	53	GILBERT	46.487	53	GILBERT	52.059	15	BURTON	49.533	9	53	GILBERT	2:28.196	2:28.196	0.000
10	15	BURTON	47.037	71	ARCULUS	52.427	53	GILBERT	49.650	10	15	BURTON	2:28.546	2:28.591	0.045
11	60	THOMPSON	48.040	60	THOMPSON	53.874	60	THOMPSON	50.600	11	60	THOMPSON	2:32.514	2:32.514	0.000
12	31	WALTON	49.390	17	SIMMONDS	55.078	17	SIMMONDS	52.117	12	17	SIMMONDS	2:37.177	2:37.643	0.466
13	149	INGRAM	49.429	149	INGRAM	55.258	31	WALTON	52.617	13	31	WALTON	2:37.567	2:37.863	0.296
14	17	SIMMONDS	49.982	31	WALTON	55.560	149	INGRAM	52.899	14	149	INGRAM	2:37.586	2:37.586	0.000
15	35	DISBROW	50.509	35	DISBROW	56.842	35	DISBROW	53.922	15	35	DISBROW	2:41.273	2:41.341	0.068
16	70	HOUSE	52.597	70	HOUSE	58.724	70	HOUSE	56.109	16	70	HOUSE	2:47.430	2:48.170	0.740
17				21	CHAPPELL	1:02.443	21	CHAPPELL	1:00.479	17	21	CHAPPELL			

Weather / Track : Bright / Dry

Snetterton 300: 2.9689 miles
Date: 23/04/2022 Start: 10:56 Finish: 11:16

Results can be found at www.tsl-timing.com

Printed - 11:20 Saturday, 23 April 2022

HSCC Historic Road Sports Championship

QUALIFYING - RACE 5 - BEST SPEEDS

	INTERMEDIATE 1			INTERMEDIATE 2			FINISH LINE		
POS	NO	NAME	MPH	NO	NAME	MPH	NO	NAME	MPH
1	98	KIVLOCHAN	107.7	98	KIVLOCHAN	125.2	98	KIVLOCHAN	130.0
2	80	SHAW	102.9	79	PLANT	121.1	15	BURTON	114.9
3	67	SMITH	97.6	80	SHAW	119.1	80	SHAW	113.1
4	15	BURTON	97.6	64	SPARROW	115.9	79	PLANT	112.7
5	79	PLANT	96.5	15	BURTON	115.7	6	DENEKAMP	112.5
6	53	GILBERT	96.2	53	GILBERT	112.5	67	SMITH	109.6
7	717	MERRICK	95.7	6	DENEKAMP	111.4	717	MERRICK	109.4
8	6	DENEKAMP	95.5	717	MERRICK	110.7	64	SPARROW	108.5
9	71	ARCULUS	95.3	71	ARCULUS	109.1	17	SIMMONDS	108.2
10	31	WALTON	91.4	60	THOMPSON	106.5	53	GILBERT	107.8
11	60	THOMPSON	90.3	67	SMITH	106.3	71	ARCULUS	101.8
12	149	INGRAM	87.3	31	WALTON	103.5	70	HOUSE	100.6
13	17	SIMMONDS	87.3	17	SIMMONDS	103.0	60	THOMPSON	99.8
14	70	HOUSE	85.1	149	INGRAM	102.9	35	DISBROW	97.1
15	35	DISBROW	85.0	70	HOUSE	97.9	31	WALTON	96.9
16	21	CHAPPELL	76.6	35	DISBROW	97.5	149	INGRAM	95.8
17				21	CHAPPELL	80.0	21	CHAPPELL	82.3

Weather / Track : Bright / Dry

Snetterton 300: 2.9689 miles
Date: 23/04/2022 Start: 10:56 Finish: 11:16

Results can be found at www.tsl-timing.com

Printed - 11:20 Saturday, 23 April 2022

HSCC Historic Road Sports Championship

QUALIFYING - RACE 5 - STATISTICS

Competitors Started	17
Planned Start	2022-04-23 @ 10:55:00.000
Actual Start	2022-04-23 @ 10:56:01.052
Finish Time	2022-04-23 @ 11:16:03.479
Track Length	2.9689mi.
Total Laps	120
Total Distance Covered	356.2693mi.

Session Fastest Lap History

NO	CL	NAME	LAP TIME	TIME OF DAY	LAP	VEHICLE
98	A	**Kevin KIVLOCHAN**	**2:20.642**	11:01:12.655	2	AC Cobra
98	A	**Kevin KIVLOCHAN**	**2:17.975**	11:03:30.629	3	AC Cobra
98	A	**Kevin KIVLOCHAN**	**2:17.845**	11:10:39.068	6	AC Cobra
98	A	**Kevin KIVLOCHAN**	**2:16.011**	11:12:55.080	7	AC Cobra
98	A	**Kevin KIVLOCHAN**	**2:15.765**	11:15:10.844	8	AC Cobra

Flag History

TYPE	TIME OF DAY
GREEN	10:56:01.052
FINISH	11:16:03.479

Flag Statistics

TYPE	COUNT	TOTAL LAPS	TOTAL TIME
Green	1	9	23:38.377
Red	0	0	0.000
Safety Car	0	0	0.000
FCY	0	0	0.000

HSCC Historic Road Sports Championship

QUALIFYING - RACE 5 - STATISTICS

CLASS : A

4 Starters

Fastest Lap History

NO	NAME	LAP TIME	TIME OF DAY	LAP	VEHICLE
98	**Kevin KIVLOCHAN**	**2:20.642**	11:01:12.655	2	AC Cobra
98	**Kevin KIVLOCHAN**	**2:17.975**	11:03:30.629	3	AC Cobra
98	**Kevin KIVLOCHAN**	**2:17.845**	11:10:39.068	6	AC Cobra
98	**Kevin KIVLOCHAN**	**2:16.011**	11:12:55.080	7	AC Cobra
98	**Kevin KIVLOCHAN**	**2:15.765**	11:15:10.844	8	AC Cobra

Weather / Track : Bright / Dry

Snetterton 300: 2.9689 miles
Date: 23/04/2022 Start: 10:56 Finish: 11:16

HSCC Historic Road Sports Championship

QUALIFYING - RACE 5 - STATISTICS

CLASS : B

2 Starters

Fastest Lap History

NO	NAME	LAP TIME	TIME OF DAY	LAP	VEHICLE
6	**Johan DENEKAMP**	**2:32.167**	11:01:31.796	2	TVR Tuscan
6	**Johan DENEKAMP**	**2:29.870**	11:04:01.666	3	TVR Tuscan
6	**Johan DENEKAMP**	**2:25.836**	11:06:27.500	4	TVR Tuscan
6	**Johan DENEKAMP**	**2:24.537**	11:08:52.037	5	TVR Tuscan
6	**Johan DENEKAMP**	**2:24.429**	11:11:16.467	6	TVR Tuscan

HSCC Historic Road Sports Championship

QUALIFYING - RACE 5 - STATISTICS

CLASS : C

2 Starters

Fastest Lap History

NO	NAME	LAP TIME	TIME OF DAY	LAP	VEHICLE
717	**Chris MERRICK**	**2:32.114**	11:01:32.301	2	Lotus Elan S3
717	**Chris MERRICK**	**2:27.575**	11:03:59.876	3	Lotus Elan S3
717	**Chris MERRICK**	**2:26.304**	11:06:26.180	4	Lotus Elan S3
717	**Chris MERRICK**	**2:24.631**	11:08:50.811	5	Lotus Elan S3
717	**Chris MERRICK**	**2:23.720**	11:13:53.664	7	Lotus Elan S3

HSCC Historic Road Sports Championship

QUALIFYING - RACE 5 - STATISTICS

CLASS : D

3 Starters

Fastest Lap History

NO	NAME	LAP TIME	TIME OF DAY	LAP	VEHICLE
64	**Roger SPARROW**	**2:27.917**	11:01:33.267	2	Porsche 911
64	**Roger SPARROW**	**2:27.372**	11:04:00.639	3	Porsche 911
64	**Roger SPARROW**	**2:26.042**	11:06:26.682	4	Porsche 911
64	**Roger SPARROW**	**2:25.187**	11:08:51.868	5	Porsche 911

Weather / Track : Bright / Dry

Snetterton 300: 2.9689 miles
Date: 23/04/2022 Start: 10:56 Finish: 11:16

HSCC Historic Road Sports Championship

QUALIFYING - RACE 5 - STATISTICS

CLASS : E

3 Starters

Fastest Lap History

NO	NAME	LAP TIME	TIME OF DAY	LAP	VEHICLE
71	**Brian ARCULUS**	**2:31.718**	11:01:38.510	2	Lotus Elite
71	**Brian ARCULUS**	**2:28.112**	11:04:06.623	3	Lotus Elite
71	**Brian ARCULUS**	**2:27.830**	11:06:34.454	4	Lotus Elite

Weather / Track : Bright / Dry

Snetterton 300: 2.9689 miles
Date: 23/04/2022 Start: 10:56 Finish: 11:16

HSCC Historic Road Sports Championship

QUALIFYING - RACE 5 - STATISTICS

CLASS : G

2 Starters

Fastest Lap History

NO	NAME	LAP TIME	TIME OF DAY	LAP	VEHICLE
67	**Andrew SMITH**	**2:29.122**	11:01:26.832	2	Marcos 1800GT
67	**Andrew SMITH**	**2:23.915**	11:03:50.747	3	Marcos 1800GT

Weather / Track : Bright / Dry

Snetterton 300: 2.9689 miles
Date: 23/04/2022 Start: 10:56 Finish: 11:16

HSCC Historic Road Sports Championship

QUALIFYING - RACE 5 - STATISTICS

CLASS : INV

1 Starters

Fastest Lap History

NO	NAME	LAP TIME	TIME OF DAY	LAP	VEHICLE
35	**Richard DISBROW**	**2:46.394**	11:02:29.529	2	Turner Mk2
35	**Richard DISBROW**	**2:43.989**	11:05:13.518	3	Turner Mk2
35	**Richard DISBROW**	**2:41.341**	11:16:09.577	7	Turner Mk2

Weather / Track : Bright / Dry

Snetterton 300: 2.9689 miles
Date: 23/04/2022 Start: 10:56 Finish: 11:16

Sheet No:	Issue Time:

HSCC Historic Road Sports Championship

RACE 5 - GRID (20 minutes)

ROW 9	17	21	Peter CHAPPELL				
ROW 8	15	35	Richard DISBROW (2:41.341)	16	70	Alan HOUSE (2:48.170)	
ROW 7	13	17	Adam SIMMONDS (2:37.643)	14	31	Andrew WALTON (2:37.863)	
ROW 6	11	60	Chris THOMPSON (2:32.514)	12	149	Robert INGRAM (2:37.586)	
ROW 5	9	53	Adrian GILBERT (2:28.196)	10	15	John BURTON (2:28.591)	
ROW 4	7	64	Roger SPARROW (2:25.187)	8	71	Brian ARCULUS (2:27.830)	
ROW 3	5	67	Andrew SMITH (2:23.915)	6	6	Johan DENEKAMP (2:24.429)	
ROW 2	3	79	Richard PLANT (2:18.254)	4	717	Chris MERRICK (2:23.720)	
ROW 1	1	98	Kevin KIVLOCHAN (2:15.765) **Pole**	2	80	John SHAW (2:18.033)	

Snetterton 300: 2.9689 miles

These results are provisional until the conclusion of any judicial and technical matters.

Clerk Of Course : Julian Floyd	Stewards :	Timekeeper : Nick Palmer

Results can be found at www.tsl-timing.com

Printed - 11:20 Saturday, 23 April 2022

Sheet No:	Issue Time:

HSCC Historic Road Sports Championship

RACE 5 - CLASSIFICATION - AMENDED

POS	NO	CL	PIC	NAME	ENTRY	LAPS	TIME	GAP	DIFF	MPH	BEST	ON
1	**98**	A	1	Kevin KIVLOCHAN	AC Cobra	**9**	20:50.528			76.92	**2:16.713**	4
2	**79**	A	2	Richard PLANT	Morgan Plus 8	**9**	20:52.147	**1.619**	1.619	76.82	**2:16.861**	7
3	**717**	C	1	Chris MERRICK	Lotus Elan S3	**9**	22:13.292	**1:22.764**	1:21.145	72.14	**2:26.176**	6
4	**15**	G	1	John BURTON	Alton Jaguar Sports	**9**	22:26.212	**1:35.684**	12.920	71.45	**2:24.178**	5
5	**53**	C	2	Adrian GILBERT	Lotus Elan S3	**9**	22:35.088	**1:44.560**	8.876	70.98	**2:27.492**	5
6	**6**	B	1	Johan DENEKAMP	TVR Tuscan	**9**	23:01.122	**2:10.594**	26.034	69.64	**2:26.480**	5
7	**60**	D	1	Chris THOMPSON	MGB	**8**	21:00.201	**1 Lap**	1 Lap	67.85	**2:32.007**	7
8	**149**	E	1	Robert INGRAM	Lotus Elite S2	**8**	21:14.896	**1 Lap**	14.695	67.06	**2:36.278**	6
9	**17**	A	3	Adam SIMMONDS	Ford Mustang	**8**	21:16.573	**1 Lap**	1.677	66.97	**2:34.908**	8
10	**70**	B	2	Alan HOUSE	Morgan Plus 4	**8**	23:01.174	**1 Lap**	1:44.601	61.90	**2:48.035**	3
					NOT CLASSIFIED							
DNF	**67**	G		Andrew SMITH	Marcos 1800GT	**6**	14:57.922	**3 Laps**	2 Laps	71.41	**2:24.721**	4
DNF	**35**	INV		Richard DISBROW	Turner Mk2	**6**	16:00.674	**3 Laps**	1:02.752	66.75	**2:36.439**	6
DNF	**71**	E		Brian ARCULUS	Lotus Elite	**5**	13:03.754	**4 Laps**	1 Lap	68.18	**2:29.762**	2
DNF	**21**	E		Peter CHAPPELL	Austin Healey Sprite Mk1	**1**	3:10.302	**8 Laps**	4 Laps	56.16	**3:10.302**	1
DQ	**80**	A		John SHAW	Morgan Plus 8							
DQ	**31**	D		Andrew WALTON	Porsche 911							
					NOT STARTED							
NS	**64**	D		Roger SPARROW	Porsche 911							

FASTEST LAP

98	A	Kevin KIVLOCHAN	AC Cobra	**4**	2:16.713	78.17 mph	125.81 kph
15	G	John BURTON	Alton Jaguar Sports	**5**	2:24.178	74.13 mph	119.30 kph
717	C	Chris MERRICK	Lotus Elan S3	**6**	2:26.176	73.11 mph	117.67 kph
6	B	Johan DENEKAMP	TVR Tuscan	**5**	2:26.480	72.96 mph	117.42 kph
71	E	Brian ARCULUS	Lotus Elite	**2**	2:29.762	71.36 mph	114.85 kph
60	D	Chris THOMPSON	MGB	**7**	2:32.007	70.31 mph	113.15 kph
35	INV	Richard DISBROW	Turner Mk2	**6**	2:36.439	68.32 mph	109.95 kph

Cars 31 & 80 disqualified from race - Regulations C3.1.1 & C3.5.1 refer.

Race Distance: 9 Laps / 26.72 miles
Snetterton 300: 2.9689 miles
Date: 23/04/2022 Start: 16:13 Finish: 16:34

Weather / Track : Cloudy / Dry
These results are provisional until the conclusion of any judicial and technical matters.

Clerk Of Course : Julian Floyd	Stewards :	Timekeeper : Nick Palmer

Sheet No:	Issue Time:

HSCC Historic Road Sports Championship

RACE 5 - CLASSIFICATION

POS	NO	CL	PIC	NAME	ENTRY	LAPS	TIME	GAP	DIFF	MPH	BEST	ON
1	**98**	A	1	Kevin KIVLOCHAN	AC Cobra	**9**	20:50.528			76.92	**2:16.713**	4
2	**79**	A	2	Richard PLANT	Morgan Plus 8	**9**	20:52.147	**1.619**	1.619	76.82	**2:16.861**	7
3	**80**	A	3	John SHAW	Morgan Plus 8	**9**	20:55.026	**4.498**	2.879	76.64	**2:17.878**	3
4	**717**	C	1	Chris MERRICK	Lotus Elan S3	**9**	22:13.292	**1:22.764**	1:18.266	72.14	**2:26.176**	6
5	**15**	G	1	John BURTON	Alton Jaguar Sports	**9**	22:26.212	**1:35.684**	12.920	71.45	**2:24.178**	5
6	**53**	C	2	Adrian GILBERT	Lotus Elan S3	**9**	22:35.088	**1:44.560**	8.876	70.98	**2:27.492**	5
7	**6**	B	1	Johan DENEKAMP	TVR Tuscan	**9**	23:01.122	**2:10.594**	26.034	69.64	**2:26.480**	5
8	**60**	D	1	Chris THOMPSON	MGB	**8**	21:00.201	**1 Lap**	1 Lap	67.85	**2:32.007**	7
9	**149**	E	1	Robert INGRAM	Lotus Elite S2	**8**	21:14.896	**1 Lap**	14.695	67.06	**2:36.278**	6
10	**17**	A	4	Adam SIMMONDS	Ford Mustang	**8**	21:16.573	**1 Lap**	1.677	66.97	**2:34.908**	8
11	**31**	D	2	Andrew WALTON	Porsche 911	**8**	22:39.827	**1 Lap**	1:23.254	62.87	**2:42.561**	2
12	**70**	B	2	Alan HOUSE	Morgan Plus 4	**8**	23:01.174	**1 Lap**	21.347	61.90	**2:48.035**	3
					NOT CLASSIFIED							
DNF	**67**	G		Andrew SMITH	Marcos 1800GT	**6**	14:57.922	**3 Laps**	2 Laps	71.41	**2:24.721**	4
DNF	**35**	INV		Richard DISBROW	Turner Mk2	**6**	16:00.674	**3 Laps**	1:02.752	66.75	**2:36.439**	6
DNF	**71**	E		Brian ARCULUS	Lotus Elite	**5**	13:03.754	**4 Laps**	1 Lap	68.18	**2:29.762**	2
DNF	**21**	E		Peter CHAPPELL	Austin Healey Sprite Mk1	**1**	3:10.302	**8 Laps**	4 Laps	56.16	**3:10.302**	1
					NOT STARTED							
NS	**64**	D		Roger SPARROW	Porsche 911							

FASTEST LAP

98	A	Kevin KIVLOCHAN	AC Cobra	**4**	2:16.713	78.17 mph	125.81 kph
15	G	John BURTON	Alton Jaguar Sports	**5**	2:24.178	74.13 mph	119.30 kph
717	C	Chris MERRICK	Lotus Elan S3	**6**	2:26.176	73.11 mph	117.67 kph
6	B	Johan DENEKAMP	TVR Tuscan	**5**	2:26.480	72.96 mph	117.42 kph
71	E	Brian ARCULUS	Lotus Elite	**2**	2:29.762	71.36 mph	114.85 kph
60	D	Chris THOMPSON	MGB	**7**	2:32.007	70.31 mph	113.15 kph
35	INV	Richard DISBROW	Turner Mk2	**6**	2:36.439	68.32 mph	109.95 kph

Race Distance: 9 Laps / 26.72 miles
Snetterton 300: 2.9689 miles
Date: 23/04/2022 Start: 16:13 Finish: 16:34

Weather / Track : Cloudy / Dry
These results are provisional until the conclusion of any judicial and technical matters.

Clerk Of Course : Julian Floyd	Stewards :	Timekeeper : Nick Palmer

Results can be found at www.tsl-timing.com

Printed - 16:37 Saturday, 23 April 2022

HSCC Historic Road Sports Championship

RACE 5 - LAP CHART

LAP 1		@ 16:15:50.339
NO	BEHIND	LAP TIME
98		2:24.042
79	1.767	2:25.809
80	2.214	2:26.256
717	11.299	2:35.341
6	14.920	2:38.962
67	15.287	2:39.329
53	18.481	2:42.523
71	20.252	2:44.294
35	25.886	2:49.928
149	26.852	2:50.894
17	28.955	2:52.997
15	29.658	2:53.700
31	30.597	2:54.639
60	31.131	2:55.173
70	43.276	3:07.318
21	46.260	3:10.302

LAP 2		@ 16:18:09.546
NO	BEHIND	LAP TIME
98		2:19.207
79	1.410	2:18.850
80	2.323	2:19.316
717	21.042	2:28.950
6	26.004	2:30.291
53	28.747	2:29.473
71	30.807	2:29.762
67	33.750	2:37.670
15	40.494	2:30.043
149	47.545	2:39.900
35	47.976	2:41.297
17	49.681	2:39.933
60	53.202	2:41.278
31	53.951	2:42.561
70	1:14.227	2:50.158

LAP 3		@ 16:20:27.434
NO	BEHIND	LAP TIME
98		2:17.888
79	1.485	2:17.963
80	2.313	2:17.878
717	30.692	2:27.538
6	36.381	2:28.265
53	38.508	2:27.649
67	40.731	2:24.869
15	48.052	2:25.446
71	54.309	2:41.390
149	1:07.197	2:37.540
35	1:07.565	2:37.477
17	1:10.141	2:38.348
60	1:11.845	2:36.531
31	1:25.407	2:49.344
70	1:44.374	2:48.035

LAP 4		@ 16:22:44.147
NO	BEHIND	LAP TIME
98		2:16.713
79	1.717	2:16.945
80	3.736	2:18.136
717	41.188	2:27.209
6	47.750	2:28.082
67	48.739	2:24.721
53	50.976	2:29.181
15	55.557	2:24.218
71	1:09.672	2:32.076
35	1:27.535	2:36.683
149	1:28.402	2:37.918
17	1:29.323	2:35.895
60	1:30.549	2:35.417
31	1:57.221	2:48.527
70	2:17.528	2:49.867

LAP 5		@ 16:25:03.214
NO	BEHIND	LAP TIME
98		2:19.067
79	1.474	2:18.824
80	3.033	2:18.364
717	48.553	2:26.432
6	55.163	2:26.480
67	55.331	2:25.659
53	59.401	2:27.492
15	1:00.668	2:24.178
71	1:26.837	2:36.232
60	1:45.990	2:34.508
35	1:47.318	2:38.850
149	1:48.256	2:38.921
17	1:49.570	2:39.314

Weather / Track : Cloudy / Dry

Snetterton 300: 2.9689 miles
Date: 23/04/2022 Start: 16:13 Finish: 16:34

HSCC Historic Road Sports Championship

RACE 5 - LAP CHART

LAP 6		@ 16:27:23.100
NO	BEHIND	LAP TIME
98		2:19.886
79	1.562	2:19.974
80	2.328	2:19.181
31	1 Lap	2:50.665
70	1 Lap	2:50.812
717	54.843	2:26.176
67	1:01.119	2:25.674
6	1:02.557	2:27.280
15	1:06.316	2:25.534
53	1:08.446	2:28.931
60	1:58.256	2:32.152
35	2:03.871	2:36.439
149	2:04.648	2:36.278
17	2:06.614	2:36.930

LAP 7		@ 16:29:39.839
NO	BEHIND	LAP TIME
98		2:16.739
79	1.684	2:16.861
80	3.783	2:18.194
31	1 Lap	2:50.058
70	1 Lap	2:51.416
717	1:04.666	2:26.562
6	1:13.486	2:27.668
15	1:14.235	2:24.658
53	1:19.509	2:27.802
60	2:13.524	2:32.007

LAP 8		@ 16:31:58.366
NO	BEHIND	LAP TIME
98		2:18.527
79	1.908	2:18.751
80	4.833	2:19.577
149	1 Lap	2:36.972
17	1 Lap	2:38.248
31	1 Lap	2:50.034
717	1:14.654	2:28.515
15	1:27.363	2:31.655
53	1:31.214	2:30.232
70	1 Lap	2:52.799
6	1:54.976	3:00.017

LAP 9		@ 16:34:16.825
NO	BEHIND	LAP TIME
98		2:18.459
79	1.619	2:18.170
80	4.498	2:18.124
60	1 Lap	2:33.135
149	1 Lap	2:36.473
17	1 Lap	2:34.908
717	1:22.764	2:26.569
15	1:35.684	2:26.780
53	1:44.560	2:31.805
31	1 Lap	2:53.999
6	2:10.594	2:34.077
70	1 Lap	2:50.769

Weather / Track : Cloudy / Dry

Snetterton 300: 2.9689 miles
Date: 23/04/2022 Start: 16:13 Finish: 16:34

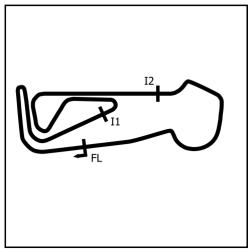

HSCC Historic Road Sports Championship

RACE 5 - SECTOR ANALYSIS

SECTOR 1 = FL to I1, SECTOR 2 = I1 to I2, SECTOR 3 = I2 to FL, DIFF = Difference To Personal Best Lap, P = Crossed Finish Line in Pit Lane, D = Time Disallowed

P1 98 A Kevin KIVLOCHAN — AC Cobra

IDEAL LAP TIME : 2:16.262 BEST LAP TIME : 2:16.713 DIFFERENCE : 0.451

LAP	SECTOR 1		SECTOR 2		SECTOR 3		LAP TIME	MPH	DIFF	TIME OF DAY
1 -		95.1	48.330	***124.2***	46.042	128.8	2:24.042	74.20	7.329	16:15:50.339
2 -	44.319	91.3	48.885	123.3	46.003	130.0	2:19.207	76.77	2.494	16:18:09.546
3 -	43.502	91.1	48.480	117.9	45.906	129.8	2:17.888 **(3)**	77.51	1.175	16:20:27.434
4 -	43.237	97.8	47.983	122.2	***45.493***	129.0	***2:16.713*** **(1)**	***78.17***		***16:22:44.147***
5 -	43.674	93.9	48.665	120.4	46.728	130.0	2:19.067	76.85	2.354	16:25:03.214
6 -	44.687	92.3	48.977	112.7	46.222	***130.8***	2:19.886	76.40	3.173	16:27:23.100
7 -	***42.886***	101.0	***47.883***	122.2	45.970	129.3	2:16.739 **(2)**	78.16	0.026	16:29:39.839
8 -	43.192	***101.9***	48.881	112.2	46.454	128.8	2:18.527	77.15	1.814	16:31:58.366
9 -	43.425	90.9	48.694	119.6	46.340	126.8	2:18.459	77.19	1.746	16:34:16.825

P2 79 A Richard PLANT — Morgan Plus 8

IDEAL LAP TIME : 2:16.394 BEST LAP TIME : 2:16.861 DIFFERENCE : 0.467

LAP	SECTOR 1		SECTOR 2		SECTOR 3		LAP TIME	MPH	DIFF	TIME OF DAY
1 -		93.7	48.759	119.6	45.898	113.1	2:25.809	73.30	8.948	16:15:52.106
2 -	43.038	93.5	50.171	114.1	45.641	***115.1***	2:18.850	76.97	1.989	16:18:10.956
3 -	***42.855***	96.9	48.848	119.1	46.260	113.7	2:17.963 **(3)**	77.47	1.102	16:20:28.919
4 -	42.940	100.1	48.593	118.7	***45.412***	114.7	2:16.945 **(2)**	78.04	0.084	16:22:45.864
5 -	42.964	99.2	48.918	118.7	46.942	113.7	2:18.824	76.99	1.963	16:25:04.688
6 -	43.729	96.2	49.617	116.3	46.628	114.5	2:19.974	76.35	3.113	16:27:24.662
7 -	42.860	***100.3***	***48.127***	***121.7***	45.874	112.7	***2:16.861*** **(1)**	***78.09***		***16:29:41.523***
8 -	42.890	97.3	49.631	117.9	46.230	112.5	2:18.751	77.03	1.890	16:32:00.274
9 -	42.924	97.5	48.978	116.5	46.268	112.4	2:18.170	77.35	1.309	16:34:18.444

P3 80 A John SHAW — Morgan Plus 8

IDEAL LAP TIME : 2:17.357 BEST LAP TIME : 2:17.878 DIFFERENCE : 0.521

LAP	SECTOR 1		SECTOR 2		SECTOR 3		LAP TIME	MPH	DIFF	TIME OF DAY
1 -		96.8	49.300	108.9	46.213	114.5	2:26.256	73.07	8.378	16:15:52.553
2 -	43.706	100.3	49.291	111.4	46.319	115.3	2:19.316	76.71	1.438	16:18:11.869
3 -	43.378	99.7	48.857	118.3	***45.643***	113.7	***2:17.878*** **(1)**	***77.51***		***16:20:29.747***
4 -	43.656	100.1	***48.451***	114.9	46.029	113.9	2:18.136 **(3)**	77.37	0.258	16:22:47.883
5 -	43.413	100.7	49.033	***118.9***	45.918	114.7	2:18.364	77.24	0.486	16:25:06.247
6 -	43.715	***101.3***	48.652	113.3	46.814	***115.5***	2:19.181	76.79	1.303	16:27:25.428
7 -	43.451	97.8	48.645	112.7	46.098	113.7	2:18.194	77.34	0.316	16:29:43.622
8 -	43.324	96.9	48.763	112.4	47.490	113.7	2:19.577	76.57	1.699	16:32:03.199
9 -	***43.263***	99.1	49.195	113.9	45.666	112.5	2:18.124 **(2)**	77.38	0.246	16:34:21.323

P4 717 C Chris MERRICK — Lotus Elan S3

IDEAL LAP TIME : 2:25.582 BEST LAP TIME : 2:26.176 DIFFERENCE : 0.594

LAP	SECTOR 1		SECTOR 2		SECTOR 3		LAP TIME	MPH	DIFF	TIME OF DAY
1 -		87.0	51.793	93.4	50.992	108.0	2:35.341	68.80	9.165	16:16:01.638
2 -	46.407	86.7	51.767	97.5	50.776	108.0	2:28.950	71.75	2.774	16:18:30.588
3 -	46.578	89.8	51.008	***107.3***	49.952	107.8	2:27.538	72.44	1.362	16:20:58.126
4 -	46.399	89.0	51.167	104.3	49.643	108.0	2:27.209	72.60	1.033	16:23:25.335
5 -	46.126	89.7	***50.973***	102.2	***49.333***	108.7	2:26.432 **(2)**	72.99	0.256	16:25:51.767
6 -	45.671	***94.9***	50.999	101.9	49.506	107.3	***2:26.176*** **(1)**	***73.11***		***16:28:17.943***
7 -	***45.276***	90.0	51.185	96.6	50.101	***109.2***	2:26.562 **(3)**	72.92	0.386	16:30:44.505
8 -	46.342	85.5	52.067	98.8	50.106	***109.2***	2:28.515	71.96	2.339	16:33:13.020
9 -	45.917	93.7	51.017	98.8	49.635	103.5	2:26.569	72.92	0.393	16:35:39.589

Weather / Track : Cloudy / Dry

Snetterton 300: 2.9689 miles
Date: 23/04/2022 Start: 16:13 Finish: 16:34

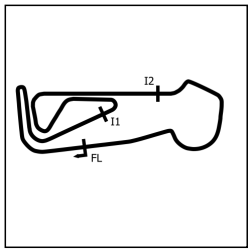

HSCC Historic Road Sports Championship

RACE 5 - SECTOR ANALYSIS

SECTOR 1 = FL to I1, SECTOR 2 = I1 to I2, SECTOR 3 = I2 to FL, DIFF = Difference To Personal Best Lap, P = Crossed Finish Line in Pit Lane, D = Time Disallowed

P5 15 G John BURTON — Alton Jaguar Sports

IDEAL LAP TIME : 2:23.531 BEST LAP TIME : 2:24.178 DIFFERENCE : 0.647

LAP	SECTOR 1		SECTOR 2		SECTOR 3		LAP TIME		MPH	DIFF	TIME OF DAY
1 -		85.8	54.890	96.2	52.508	***117.7***	2:53.700		61.53	29.522	16:16:19.997
2 -	48.356	90.8	53.259	110.9	48.428	117.3	2:30.043		71.23	5.865	16:18:50.040
3 -	45.941	97.2	51.472	111.2	48.033	116.9	2:25.446		73.48	1.268	16:21:15.486
4 -	45.385	95.1	51.039	***118.3***	***47.794***	116.9	2:24.218	**(2)**	74.11	0.040	16:23:39.704
5 -	***44.923***	98.5	51.154	111.6	48.101	117.3	***2:24.178***	**(1)**	***74.13***		***16:26:03.882***
6 -	45.866	96.5	51.843	111.4	47.825	116.7	2:25.534		73.44	1.356	16:28:29.416
7 -	45.839	94.5	***50.814***	110.0	48.005	116.9	2:24.658	**(3)**	73.88	0.480	16:30:54.074
8 -	47.147	***99.4***	55.615	109.8	48.893	116.5	2:31.655		70.47	7.477	16:33:25.729
9 -	46.742	97.9	51.279	111.6	48.759	95.0	2:26.780		72.81	2.602	16:35:52.509

P6 53 C Adrian GILBERT — Lotus Elan S3

IDEAL LAP TIME : 2:26.714 BEST LAP TIME : 2:27.492 DIFFERENCE : 0.778

LAP	SECTOR 1		SECTOR 2		SECTOR 3		LAP TIME		MPH	DIFF	TIME OF DAY
1 -		86.9	54.660	99.8	50.963	***106.8***	2:42.523		65.76	15.031	16:16:08.820
2 -	47.285	97.6	52.013	104.3	50.175	106.6	2:29.473		71.50	1.981	16:18:38.293
3 -	47.006	97.1	51.823	106.0	***48.820***	104.6	2:27.649	**(2)**	72.38	0.157	16:21:05.942
4 -	46.556	97.1	53.230	101.6	49.395	***106.8***	2:29.181		71.64	1.689	16:23:35.123
5 -	***46.301***	98.2	52.004	***108.4***	49.187	104.2	***2:27.492***	**(1)**	***72.46***		***16:26:02.615***
6 -	46.648	***98.5***	52.752	99.7	49.531	106.1	2:28.931		71.76	1.439	16:28:31.546
7 -	46.632	92.9	***51.593***	105.5	49.577	104.2	2:27.802	**(3)**	72.31	0.310	16:30:59.348
8 -	47.919	96.8	52.345	98.9	49.968	105.5	2:30.232		71.14	2.740	16:33:29.580
9 -	46.471	96.5	52.563	100.6	52.771	105.1	2:31.805		70.40	4.313	16:36:01.385

P7 6 B Johan DENEKAMP — TVR Tuscan

IDEAL LAP TIME : 2:26.217 BEST LAP TIME : 2:26.480 DIFFERENCE : 0.263

LAP	SECTOR 1		SECTOR 2		SECTOR 3		LAP TIME		MPH	DIFF	TIME OF DAY
1 -		88.1	53.352	100.4	50.241	107.3	2:38.962		67.23	12.482	16:16:05.259
2 -	48.009	91.4	53.085	105.3	49.197	***108.5***	2:30.291		71.11	3.811	16:18:35.550
3 -	46.564	90.8	52.877	107.0	48.824	107.2	2:28.265		72.08	1.785	16:21:03.815
4 -	46.884	89.5	52.713	109.8	48.485	108.2	2:28.082		72.17	1.602	16:23:31.897
5 -	***46.313***	93.7	51.701	***112.7***	***48.466***	108.2	***2:26.480***	**(1)**	***72.96***		***16:25:58.377***
6 -	47.310	***96.6***	***51.438***	106.0	48.532	107.8	2:27.280	**(2)**	72.56	0.800	16:28:25.657
7 -	46.924	91.0	52.037	106.8	48.707	***108.5***	2:27.668	**(3)**	72.37	1.188	16:30:53.325
8 -	1:15.286	86.1	54.496	107.8	50.235	104.6	3:00.017		59.37	33.537	16:33:53.342
9 -	48.374	88.0	54.889	102.7	50.814	103.4	2:34.077		69.36	7.597	16:36:27.419

P8 60 D Chris THOMPSON — MGB

IDEAL LAP TIME : 2:31.251 BEST LAP TIME : 2:32.007 DIFFERENCE : 0.756

LAP	SECTOR 1		SECTOR 2		SECTOR 3		LAP TIME		MPH	DIFF	TIME OF DAY
1 -		79.5	57.053	102.4	53.905	98.1	2:55.173		61.01	23.166	16:16:21.470
2 -	51.122	86.1	56.582	103.8	53.574	98.6	2:41.278		66.27	9.271	16:19:02.748
3 -	48.817	88.1	55.086	104.3	52.628	97.6	2:36.531		68.28	4.524	16:21:39.279
4 -	49.265	88.8	54.781	105.6	51.371	***99.5***	2:35.417		68.77	3.410	16:24:14.696
5 -	48.354	***89.4***	54.097	104.6	52.057	***99.5***	2:34.508		69.17	2.501	16:26:49.204
6 -	***47.859***	88.6	54.416	105.1	49.877	98.6	2:32.152	**(2)**	70.24	0.145	16:29:21.356
7 -	47.906	***89.4***	***53.834***	104.3	50.267	97.3	***2:32.007***	**(1)**	***70.31***		***16:31:53.363***
8 -	47.954	84.8	55.623	***106.8***	***49.558***	99.2	2:33.135	**(3)**	69.79	1.128	16:34:26.498

Weather / Track : Cloudy / Dry

Snetterton 300: 2.9689 miles
Date: 23/04/2022 Start: 16:13 Finish: 16:34

HSCC Historic Road Sports Championship

RACE 5 - SECTOR ANALYSIS

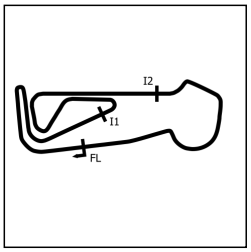

SECTOR 1 = FL to I1, SECTOR 2 = I1 to I2, SECTOR 3 = I2 to FL, DIFF = Difference To Personal Best Lap, P = Crossed Finish Line in Pit Lane, D = Time Disallowed

P9 149 E Robert INGRAM — Lotus Elite S2

IDEAL LAP TIME : 2:35.753 BEST LAP TIME : 2:36.278 DIFFERENCE : 0.525

LAP	SECTOR 1		SECTOR 2		SECTOR 3		LAP TIME	MPH	DIFF	TIME OF DAY
1 -		87.6	55.812	93.8	55.006	95.3	2:50.894	62.54	14.616	16:16:17.191
2 -	50.184	88.3	56.051	97.5	53.665	95.0	2:39.900	66.84	3.622	16:18:57.091
3 -	49.349	86.3	55.344	***99.8***	52.847	93.9	2:37.540	67.84	1.262	16:21:34.631
4 -	49.233	85.8	55.667	97.3	53.018	***95.8***	2:37.918	67.68	1.640	16:24:12.549
5 -	49.326	88.1	54.573	97.9	55.022	95.5	2:38.921	67.25	2.643	16:26:51.470
6 -	48.954	***88.7***	***54.512***	98.8	52.812	***95.8***	***2:36.278*** **(1)**	***68.39***		***16:29:27.748***
7 -	***48.934***	87.8	55.367	99.7	52.671	95.3	2:36.972 **(3)**	68.08	0.694	16:32:04.720
8 -	49.148	86.1	55.018	98.8	***52.307***	95.1	2:36.473 **(2)**	68.30	0.195	16:34:41.193

P10 17 A Adam SIMMONDS — Ford Mustang

IDEAL LAP TIME : 2:34.908 BEST LAP TIME : 2:34.908 DIFFERENCE : 0.000

LAP	SECTOR 1		SECTOR 2		SECTOR 3		LAP TIME	MPH	DIFF	TIME OF DAY
1 -		84.0	56.830	90.3	53.998	104.2	2:52.997	61.78	18.089	16:16:19.294
2 -	51.207	85.8	56.011	98.1	52.715	***108.0***	2:39.933	66.82	5.025	16:18:59.227
3 -	50.911	87.8	54.979	98.2	52.458	106.3	2:38.348	67.49	3.440	16:21:37.575
4 -	50.200	89.3	54.370	103.7	51.325	107.2	2:35.895 **(2)**	68.55	0.987	16:24:13.470
5 -	50.556	***90.6***	54.865	96.1	53.893	95.0	2:39.314	67.08	4.406	16:26:52.784
6 -	50.398	85.5	54.472	***105.1***	52.060	96.4	2:36.930 **(3)**	68.10	2.022	16:29:29.714
7 -	50.667	87.2	54.714	103.7	52.867	102.9	2:38.248	67.54	3.340	16:32:07.962
8 -	***49.688***	87.3	***54.223***	102.9	***50.997***	105.3	***2:34.908*** **(1)**	***68.99***		***16:34:42.870***

P11 31 D Andrew WALTON — Porsche 911

IDEAL LAP TIME : 2:41.457 BEST LAP TIME : 2:42.561 DIFFERENCE : 1.104

LAP	SECTOR 1		SECTOR 2		SECTOR 3		LAP TIME	MPH	DIFF	TIME OF DAY
1 -		***89.3***	***56.535***	96.6	***53.902***	***98.2***	2:54.639	61.20	12.078	16:16:20.936
2 -	***51.020***	87.7	56.942	***102.1***	54.599	88.0	***2:42.561*** **(1)**	***65.74***		***16:19:03.497***
3 -	53.010	81.8	1:00.135	89.7	56.199	84.4	2:49.344 **(3)**	63.11	6.783	16:21:52.841
4 -	54.101	80.6	58.827	90.3	55.599	86.4	2:48.527 **(2)**	63.42	5.966	16:24:41.368
5 -	53.693	78.3	59.427	89.7	57.545	86.9	2:50.665	62.62	8.104	16:27:32.033
6 -	53.675	76.0	1:00.160	87.7	56.223	84.0	2:50.058	62.84	7.497	16:30:22.091
7 -	53.069	79.7	1:00.609	89.0	56.356	86.1	2:50.034	62.85	7.473	16:33:12.125
8 -	54.596	77.4	1:01.058	86.3	58.345	81.2	2:53.999	61.42	11.438	16:36:06.124

P12 70 B Alan HOUSE — Morgan Plus 4

IDEAL LAP TIME : 2:47.070 BEST LAP TIME : 2:48.035 DIFFERENCE : 0.965

LAP	SECTOR 1		SECTOR 2		SECTOR 3		LAP TIME	MPH	DIFF	TIME OF DAY
1 -		75.7	1:01.080	88.8	58.253	98.6	3:07.318	57.05	19.283	16:16:33.615
2 -	52.969	79.1	1:00.757	84.6	56.432	***100.7***	2:50.158 **(3)**	62.81	2.123	16:19:23.773
3 -	52.789	82.2	59.030	89.9	***56.216***	100.3	***2:48.035*** **(1)**	***63.60***		***16:22:11.808***
4 -	***52.426***	***82.7***	58.977	93.9	58.464	97.6	2:49.867 **(2)**	62.92	1.832	16:25:01.675
5 -	55.189	80.3	***58.428***	***97.2***	57.195	99.8	2:50.812	62.57	2.777	16:27:52.487
6 -	53.898	79.6	59.608	91.0	57.910	93.0	2:51.416	62.35	3.381	16:30:43.903
7 -	54.600	79.7	1:00.770	91.6	57.429	100.0	2:52.799	61.85	4.764	16:33:36.702
8 -	53.147	80.2	59.056	93.8	58.566	96.4	2:50.769	62.58	2.734	16:36:27.471

P13 67 G Andrew SMITH — Marcos 1800GT

IDEAL LAP TIME : 2:23.909 BEST LAP TIME : 2:24.721 DIFFERENCE : 0.812

LAP	SECTOR 1		SECTOR 2		SECTOR 3		LAP TIME	MPH	DIFF	TIME OF DAY
1 -		84.6	53.811	104.3	49.783	110.3	2:39.329	67.08	14.608	16:16:05.626
2 -	56.173	89.9	52.714	110.7	48.783	109.1	2:37.670	67.78	12.949	16:18:43.296
3 -	45.919	94.3	51.441	112.0	47.509	110.5	2:24.869 **(2)**	73.77	0.148	16:21:08.165
4 -	***45.535***	96.0	51.574	114.1	47.612	110.1	***2:24.721*** **(1)**	***73.85***		***16:23:32.886***
5 -	45.777	96.6	51.278	***116.5***	48.604	***111.8***	2:25.659 **(3)**	73.37	0.938	16:25:58.545
6 -	47.300	***97.2***	***51.049***	113.1	***47.325***	110.1	2:25.674	73.36	0.953	16:28:24.219

Weather / Track : Cloudy / Dry

Snetterton 300: 2.9689 miles
Date: 23/04/2022 Start: 16:13 Finish: 16:34

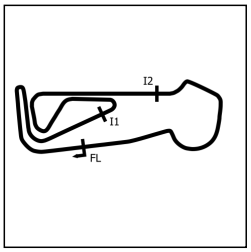

HSCC Historic Road Sports Championship

RACE 5 - SECTOR ANALYSIS

SECTOR 1 = FL to I1, SECTOR 2 = I1 to I2, SECTOR 3 = I2 to FL, DIFF = Difference To Personal Best Lap, P = Crossed Finish Line in Pit Lane, D = Time Disallowed

P14 35 INV Richard DISBROW Turner Mk2

IDEAL LAP TIME : 2:36.280 BEST LAP TIME : 2:36.439 DIFFERENCE : 0.159

LAP	SECTOR 1		SECTOR 2		SECTOR 3		LAP TIME	MPH	DIFF	TIME OF DAY
1 -		85.5	56.418	92.9	54.384	96.8	2:49.928	62.89	13.489	16:16:16.225
2 -	50.474	85.4	56.416	92.4	54.407	98.1	2:41.297	66.26	4.858	16:18:57.522
3 -	49.436	84.4	55.243	99.1	52.798	98.3	2:37.477 **(3)**	67.87	1.038	16:21:34.999
4 -	49.043	***86.1***	***55.146***	96.1	52.494	97.6	2:36.683 **(2)**	68.21	0.244	16:24:11.682
5 -	49.021	84.9	55.429	95.7	54.400	***98.6***	2:38.850	67.28	2.411	16:26:50.532
6 -	***48.822***	84.4	55.305	***100.4***	***52.312***	97.1	***2:36.439*** **(1)**	***68.32***		***16:29:26.971***

P15 71 E Brian ARCULUS Lotus Elite

IDEAL LAP TIME : 2:29.762 BEST LAP TIME : 2:29.762 DIFFERENCE : 0.000

LAP	SECTOR 1		SECTOR 2		SECTOR 3		LAP TIME	MPH	DIFF	TIME OF DAY
1 -		88.8	55.234	95.0	52.642	100.3	2:44.294	65.05	14.532	16:16:10.591
2 -	***47.190***	***92.3***	***52.703***	104.6	***49.869***	***101.3***	***2:29.762*** **(1)**	***71.36***		***16:18:40.353***
3 -	47.262	89.0	1:02.718	98.6	51.410	100.6	2:41.390	66.22	11.628	16:21:21.743
4 -	47.325	89.8	54.045	***105.0***	50.706	***101.3***	2:32.076 **(2)**	70.28	2.314	16:23:53.819
5 -	48.160	84.7	54.522	91.5	53.550	99.5	2:36.232 **(3)**	68.41	6.470	16:26:30.051

P16 21 E Peter CHAPPELL Austin Healey Sprite Mk1

IDEAL LAP TIME : 3:05.375 BEST LAP TIME : 3:10.302 DIFFERENCE : 4.927

LAP	SECTOR 1		SECTOR 2		SECTOR 3		LAP TIME	MPH	DIFF	TIME OF DAY
1 -		***77.3***	***1:02.433***	***85.7***	***1:00.559***	***77.7***	***3:10.302*** **(1)**	***56.16***		***16:16:36.599***

Weather / Track : Cloudy / Dry

Snetterton 300: 2.9689 miles
Date: 23/04/2022 Start: 16:13 Finish: 16:34

HSCC Historic Road Sports Championship

RACE 5 - BEST SECTORS

SECTOR 1				SECTOR 2				SECTOR 3			
POS	NO	NAME	TIME	NO	NAME	TIME	NO	NAME	TIME
1	79	PLANT	42.855	98	KIVLOCHAN	47.883	79	PLANT	45.412
2	98	KIVLOCHAN	42.886	79	PLANT	48.127	98	KIVLOCHAN	45.493
3	80	SHAW	43.263	80	SHAW	48.451	80	SHAW	45.643
4	15	BURTON	44.923	15	BURTON	50.814	67	SMITH	47.325
5	717	MERRICK	45.276	717	MERRICK	50.973	15	BURTON	47.794
6	67	SMITH	45.535	67	SMITH	51.049	6	DENEKAMP	48.466
7	53	GILBERT	46.301	6	DENEKAMP	51.438	53	GILBERT	48.820
8	6	DENEKAMP	46.313	53	GILBERT	51.593	717	MERRICK	49.333
9	71	ARCULUS	47.190	71	ARCULUS	52.703	60	THOMPSON	49.558
10	60	THOMPSON	47.859	60	THOMPSON	53.834	71	ARCULUS	49.869
11	35	DISBROW	48.822	17	SIMMONDS	54.223	17	SIMMONDS	50.997
12	149	INGRAM	48.934	149	INGRAM	54.512	149	INGRAM	52.307
13	17	SIMMONDS	49.688	35	DISBROW	55.146	35	DISBROW	52.312
14	31	WALTON	51.020	31	WALTON	56.535	31	WALTON	53.902
15	70	HOUSE	52.426	70	HOUSE	58.428	70	HOUSE	56.216
16	21	CHAPPELL	1:02.383	21	CHAPPELL	1:02.433	21	CHAPPELL	1:00.559

IDEAL / BEST COMPARISON					
POS	NO	NAME	IDEAL	BEST	DIFF
		PERFECT LAP	2:16.150		
1	98	KIVLOCHAN	2:16.262	2:16.713	0.451
2	79	PLANT	2:16.394	2:16.861	0.467
3	80	SHAW	2:17.357	2:17.878	0.521
4	15	BURTON	2:23.531	2:24.178	0.647
5	67	SMITH	2:23.909	2:24.721	0.812
6	717	MERRICK	2:25.582	2:26.176	0.594
7	6	DENEKAMP	2:26.217	2:26.480	0.263
8	53	GILBERT	2:26.714	2:27.492	0.778
9	71	ARCULUS	2:29.762	2:29.762	0.000
10	60	THOMPSON	2:31.251	2:32.007	0.756
11	17	SIMMONDS	2:34.908	2:34.908	0.000
12	149	INGRAM	2:35.753	2:36.278	0.525
13	35	DISBROW	2:36.280	2:36.439	0.159
14	31	WALTON	2:41.457	2:42.561	1.104
15	70	HOUSE	2:47.070	2:48.035	0.965
16	21	CHAPPELL	3:05.375	3:10.302	4.927

Weather / Track : Cloudy / Dry

Snetterton 300: 2.9689 miles
Date: 23/04/2022 Start: 16:13 Finish: 16:34

Results can be found at www.tsl-timing.com

Printed - 16:37 Saturday, 23 April 2022

HSCC Historic Road Sports Championship

RACE 5 - BEST SPEEDS

	INTERMEDIATE 1			INTERMEDIATE 2			FINISH LINE		
POS	NO	NAME	MPH	NO	NAME	MPH	NO	NAME	MPH
1	**98**	KIVLOCHAN	**101.9**	**98**	KIVLOCHAN	**124.2**	**98**	KIVLOCHAN	**130.8**
2	**80**	SHAW	**101.3**	**79**	PLANT	**121.7**	**15**	BURTON	**117.7**
3	**79**	PLANT	**100.3**	**80**	SHAW	**118.9**	**80**	SHAW	**115.5**
4	**15**	BURTON	**99.4**	**15**	BURTON	**118.3**	**79**	PLANT	**115.1**
5	**53**	GILBERT	**98.5**	**67**	SMITH	**116.5**	**67**	SMITH	**111.8**
6	**67**	SMITH	**97.2**	**6**	DENEKAMP	**112.7**	**717**	MERRICK	**109.2**
7	**6**	DENEKAMP	**96.6**	**53**	GILBERT	**108.4**	**6**	DENEKAMP	**108.5**
8	**717**	MERRICK	**94.9**	**717**	MERRICK	**107.3**	**17**	SIMMONDS	**108.0**
9	**71**	ARCULUS	**92.3**	**60**	THOMPSON	**106.8**	**53**	GILBERT	**106.8**
10	**17**	SIMMONDS	**90.6**	**17**	SIMMONDS	**105.1**	**71**	ARCULUS	**101.3**
11	**60**	THOMPSON	**89.4**	**71**	ARCULUS	**105.0**	**70**	HOUSE	**100.7**
12	**31**	WALTON	**89.3**	**31**	WALTON	**102.1**	**60**	THOMPSON	**99.5**
13	**149**	INGRAM	**88.7**	**35**	DISBROW	**100.4**	**35**	DISBROW	**98.6**
14	**35**	DISBROW	**86.1**	**149**	INGRAM	**99.8**	**31**	WALTON	**98.2**
15	**70**	HOUSE	**82.7**	**70**	HOUSE	**97.2**	**149**	INGRAM	**95.8**
16	**21**	CHAPPELL	**77.3**	**21**	CHAPPELL	**85.7**	**21**	CHAPPELL	**77.7**
17									

Weather / Track : Cloudy / Dry

Snetterton 300: 2.9689 miles
Date: 23/04/2022 Start: 16:13 Finish: 16:34

Results can be found at www.tsl-timing.com

Printed - 16:37 Saturday, 23 April 2022

HSCC Historic Road Sports Championship

RACE 5 - STATISTICS

Competitors Started	16
Planned Start	2022-04-23 @ 16:15:00.000
Actual Start	2022-04-23 @ 16:13:26.296
Finish Time	2022-04-23 @ 16:34:14.852
Track Length	2.9689mi.
Total Laps	121
Total Distance Covered	359.2382mi.

Session Fastest Lap History

NO	CL	NAME	LAP TIME	TIME OF DAY	LAP	VEHICLE
98	A	**Kevin KIVLOCHAN**	**2:24.042**	16:15:50.337	1	AC Cobra
98	A	**Kevin KIVLOCHAN**	**2:19.207**	16:18:09.545	2	AC Cobra
79	A	**Richard PLANT**	**2:18.850**	16:18:10.967	2	Morgan Plus 8
98	A	**Kevin KIVLOCHAN**	**2:17.888**	16:20:27.433	3	AC Cobra
80	A	**John SHAW**	**2:17.878**	16:20:29.751	3	Morgan Plus 8
98	A	**Kevin KIVLOCHAN**	**2:16.713**	16:22:44.145	4	AC Cobra

Session Leader History

NO	CL	NAME	FROM LAP	LAPS LED	DISTANCE	VEHICLE
98	A	**Kevin KIVLOCHAN**	1	9	26.72 miles	AC Cobra

Flag History

TYPE	TIME OF DAY
GREEN	16:13:26.296
FINISH	16:34:14.852

Flag Statistics

TYPE	COUNT	TOTAL LAPS	TOTAL TIME
Green	1	9	23:31.186
Red	0	0	0.000
Safety Car	0	0	0.000
FCY	0	0	0.000

HSCC Historic Road Sports Championship

RACE 5 - STATISTICS

CLASS : A

4 Starters

Fastest Lap History

NO	NAME	LAP TIME	TIME OF DAY	LAP	VEHICLE
98	**Kevin KIVLOCHAN**	**2:24.042**	16:15:50.337	1	AC Cobra
98	**Kevin KIVLOCHAN**	**2:19.207**	16:18:09.545	2	AC Cobra
79	**Richard PLANT**	**2:18.850**	16:18:10.967	2	Morgan Plus 8
98	**Kevin KIVLOCHAN**	**2:17.888**	16:20:27.433	3	AC Cobra
80	**John SHAW**	**2:17.878**	16:20:29.751	3	Morgan Plus 8
98	**Kevin KIVLOCHAN**	**2:16.713**	16:22:44.145	4	AC Cobra

Leader History

NO	NAME	FROM LAP	LAPS LED	DISTANCE	VEHICLE
98	**Kevin KIVLOCHAN**	1	9	26.72 miles	AC Cobra

HSCC Historic Road Sports Championship

RACE 5 - STATISTICS

CLASS : B

2 Starters

Fastest Lap History

NO	NAME	LAP TIME	TIME OF DAY	LAP	VEHICLE
6	**Johan DENEKAMP**	**2:38.962**	16:16:05.282	1	TVR Tuscan
6	**Johan DENEKAMP**	**2:30.291**	16:18:35.572	2	TVR Tuscan
6	**Johan DENEKAMP**	**2:28.265**	16:21:03.838	3	TVR Tuscan
6	**Johan DENEKAMP**	**2:28.082**	16:23:31.919	4	TVR Tuscan
6	**Johan DENEKAMP**	**2:26.480**	16:25:58.399	5	TVR Tuscan

Leader History

NO	NAME	FROM LAP	LAPS LED	DISTANCE	VEHICLE
6	**Johan DENEKAMP**	1	9	26.72 miles	TVR Tuscan

HSCC Historic Road Sports Championship

RACE 5 - STATISTICS

CLASS : C

2 Starters

Fastest Lap History

NO	NAME	LAP TIME	TIME OF DAY	LAP	VEHICLE
717	**Chris MERRICK**	**2:35.341**	16:16:01.683	1	Lotus Elan S3
717	**Chris MERRICK**	**2:28.950**	16:18:30.633	2	Lotus Elan S3
717	**Chris MERRICK**	**2:27.538**	16:20:58.171	3	Lotus Elan S3
717	**Chris MERRICK**	**2:27.209**	16:23:25.380	4	Lotus Elan S3
717	**Chris MERRICK**	**2:26.432**	16:25:51.812	5	Lotus Elan S3
717	**Chris MERRICK**	**2:26.176**	16:28:17.988	6	Lotus Elan S3

Leader History

NO	NAME	FROM LAP	LAPS LED	DISTANCE	VEHICLE
717	**Chris MERRICK**	1	9	26.72 miles	Lotus Elan S3

HSCC Historic Road Sports Championship

RACE 5 - STATISTICS

CLASS : D

2 Starters

Fastest Lap History

NO	NAME	LAP TIME	TIME OF DAY	LAP	VEHICLE
31	**Andrew WALTON**	**2:54.639**	16:16:20.938	1	Porsche 911
60	**Chris THOMPSON**	**2:41.278**	16:19:02.747	2	MGB
60	**Chris THOMPSON**	**2:36.531**	16:21:39.282	3	MGB
60	**Chris THOMPSON**	**2:35.417**	16:24:14.699	4	MGB
60	**Chris THOMPSON**	**2:34.508**	16:26:49.203	5	MGB
60	**Chris THOMPSON**	**2:32.152**	16:29:21.359	6	MGB
60	**Chris THOMPSON**	**2:32.007**	16:31:53.366	7	MGB

Leader History

NO	NAME	FROM LAP	LAPS LED	DISTANCE	VEHICLE
31	**Andrew WALTON**	1	1	2.96 miles	Porsche 911
60	**Chris THOMPSON**	2	7	20.78 miles	MGB

HSCC Historic Road Sports Championship

RACE 5 - STATISTICS

CLASS : E

3 Starters

Fastest Lap History

NO	NAME	LAP TIME	TIME OF DAY	LAP	VEHICLE
71	**Brian ARCULUS**	**2:44.294**	16:16:10.591	1	Lotus Elite
71	**Brian ARCULUS**	**2:29.762**	16:18:40.352	2	Lotus Elite

Leader History

NO	NAME	FROM LAP	LAPS LED	DISTANCE	VEHICLE
71	**Brian ARCULUS**	1	5	14.84 miles	Lotus Elite
149	**Robert INGRAM**	6	3	8.90 miles	Lotus Elite S2

Weather / Track : Cloudy / Dry

Snetterton 300: 2.9689 miles
Date: 23/04/2022 Start: 16:13 Finish: 16:34

HSCC Historic Road Sports Championship

RACE 5 - STATISTICS

CLASS : G

2 Starters

Fastest Lap History

NO	NAME	LAP TIME	TIME OF DAY	LAP	VEHICLE
67	**Andrew SMITH**	**2:39.329**	16:16:05.628	1	Marcos 1800GT
67	**Andrew SMITH**	**2:37.670**	16:18:43.297	2	Marcos 1800GT
15	**John BURTON**	**2:30.043**	16:18:50.048	2	Alton Jaguar Sports
67	**Andrew SMITH**	**2:24.869**	16:21:08.166	3	Marcos 1800GT
67	**Andrew SMITH**	**2:24.721**	16:23:32.888	4	Marcos 1800GT
15	**John BURTON**	**2:24.218**	16:23:39.711	4	Alton Jaguar Sports
15	**John BURTON**	**2:24.178**	16:26:03.890	5	Alton Jaguar Sports

Leader History

NO	NAME	FROM LAP	LAPS LED	DISTANCE	VEHICLE
67	**Andrew SMITH**	1	6	17.81 miles	Marcos 1800GT
15	**John BURTON**	7	3	8.90 miles	Alton Jaguar Sports

Weather / Track : Cloudy / Dry

Snetterton 300: 2.9689 miles
Date: 23/04/2022 Start: 16:13 Finish: 16:34

HSCC Historic Road Sports Championship

RACE 5 - STATISTICS

CLASS : INV

1 Starters

Fastest Lap History

NO	NAME	LAP TIME	TIME OF DAY	LAP	VEHICLE
35	**Richard DISBROW**	**2:49.928**	16:16:16.222	1	Turner Mk2
35	**Richard DISBROW**	**2:41.297**	16:18:57.518	2	Turner Mk2
35	**Richard DISBROW**	**2:37.477**	16:21:34.996	3	Turner Mk2
35	**Richard DISBROW**	**2:36.683**	16:24:11.679	4	Turner Mk2
35	**Richard DISBROW**	**2:36.439**	16:29:26.967	6	Turner Mk2

Leader History

NO	NAME	FROM LAP	LAPS LED	DISTANCE	VEHICLE
35	**Richard DISBROW**	1	6	17.81 miles	Turner Mk2

Sheet No:	Issue Time:

HSCC Historic Road Sports Championship

RACE 13 - GRID (20 minutes)

ROW 10		19 80 John SHAW		20 31 Andrew WALTON
ROW 9				
ROW 8				
ROW 7	13 21 Peter CHAPPELL		14 60 Chris THOMPSON	
ROW 6		11 35 Richard DISBROW		12 71 Brian ARCULUS
ROW 5	9 98 Kevin KIVLOCHAN		10 67 Andrew SMITH	
ROW 4		7 717 Chris MERRICK		8 79 Richard PLANT
ROW 3	5 53 Adrian GILBERT		6 15 John BURTON	
ROW 2		3 149 Robert INGRAM		4 6 Johan DENEKAMP
ROW 1	1 70 Alan HOUSE **Pole**		2 17 Adam SIMMONDS	

Cars 80 & 31 to start from the back of the grid with a 10 second delay.

Snetterton 300: 2.9689 miles

These results are provisional until the conclusion of any judicial and technical matters.

Clerk Of Course : Julian Floyd	Stewards :	Timekeeper : Nick Palmer

Sheet No:	Issue Time:

HSCC Historic Road Sports Championship

RACE 13 - CLASSIFICATION

POS	NO	CL	PIC	NAME	ENTRY	LAPS	TIME	GAP	DIFF	MPH	BEST	ON
1	**98**	A	1	Kevin KIVLOCHAN	AC Cobra	**9**	20:39.616			77.59	**2:15.160**	4
2	**79**	A	2	Richard PLANT	Morgan Plus 8	**9**	20:42.018	**2.402**	2.402	77.44	**2:16.157**	5
3	**80**	A	3	John SHAW	Morgan Plus 8	**9**	21:30.464	**50.848**	48.446	74.54	**2:19.549**	6
4	**717**	C	1	Chris MERRICK	Lotus Elan S3	**9**	22:12.575	**1:32.959**	42.111	72.18	**2:25.243**	5
5	**6**	B	1	Johan DENEKAMP	TVR Tuscan	**9**	22:39.553	**1:59.937**	26.978	70.75	**2:28.332**	8
6	**53**	C	2	Adrian GILBERT	Lotus Elan S3	**9**	22:40.035	**2:00.419**	0.482	70.72	**2:26.625**	8
7	**60**	D	1	Chris THOMPSON	MGB	**8**	20:51.621	**1 Lap**	1 Lap	68.31	**2:30.731**	6
8	**149**	E	1	Robert INGRAM	Lotus Elite S2	**8**	21:04.504	**1 Lap**	12.883	67.61	**2:34.018**	4
9	**31**	D	2	Andrew WALTON	Porsche 911	**8**	21:35.682	**1 Lap**	31.178	65.99	**2:37.177**	4
10	**70***	B	2	Alan HOUSE	Morgan Plus 4	**8**	22:33.385	**1 Lap**	57.703	63.17	**2:44.103**	6
					NOT CLASSIFIED							
DNF	**35**	INV		Richard DISBROW	Turner Mk2	**7**	19:04.427	**2 Laps**	1 Lap	65.37	**2:37.227**	5
DNF	**17**	A		Adam SIMMONDS	Ford Mustang	**6**	15:49.169	**3 Laps**	1 Lap	67.56	**2:34.036**	4
DNF	**21**	E		Peter CHAPPELL	Austin Healey Sprite Mk1	**5**	15:11.824	**4 Laps**	1 Lap	58.60	**2:59.359**	2
DNF	**71**	E		Brian ARCULUS	Lotus Elite	**4**	10:30.792	**5 Laps**	1 Lap	67.77	**2:30.534**	2
					NOT STARTED							
NS	**15**	G		John BURTON	Alton Jaguar Sports							
NS	**67**	G		Andrew SMITH	Marcos 1800GT							

FASTEST LAP

98	A	Kevin KIVLOCHAN	AC Cobra	**4**	2:15.160	79.07 mph	127.26 kph
717	C	Chris MERRICK	Lotus Elan S3	**5**	2:25.243	73.58 mph	118.42 kph
6	B	Johan DENEKAMP	TVR Tuscan	**8**	2:28.332	72.05 mph	115.96 kph
71	E	Brian ARCULUS	Lotus Elite	**2**	2:30.534	71.00 mph	114.26 kph
60	D	Chris THOMPSON	MGB	**6**	2:30.731	70.90 mph	114.11 kph
35	INV	Richard DISBROW	Turner Mk2	**5**	2:37.227	67.97 mph	109.40 kph

***Car 70 - 10 second penalty for jump start.**

Race Distance: 9 Laps / 26.72 miles
Snetterton 300: 2.9689 miles
Date: 24/04/2022 Start: 12:20 Finish: 12:41

Weather / Track : Sunny / Dry
These results are provisional until the conclusion of any judicial and technical matters.

Clerk Of Course : Julian Floyd	Stewards :	Timekeeper : Nick Palmer

HSCC Historic Road Sports Championship

RACE 13 - LAP CHART

LAP 1		@ 12:22:57.990
NO	BEHIND	LAP TIME
98		2:26.157
79	2.623	2:28.780
717	12.055	2:38.212
6	14.369	2:40.526
71	19.933	2:46.090
80	20.942	2:47.099
17	21.445	2:47.602
53	22.518	2:48.675
149	23.803	2:49.960
60	26.564	2:52.721
70	28.268	2:54.425
35	28.956	2:55.113
31	37.798	3:03.955
21	39.915	3:06.072

LAP 2		@ 12:25:13.791
NO	BEHIND	LAP TIME
98		2:15.801
79	4.287	2:17.465
717	24.443	2:28.189
80	25.891	2:20.750
6	30.443	2:31.875
71	34.666	2:30.534
53	38.059	2:31.342
17	43.105	2:37.461
149	44.451	2:36.449
60	45.703	2:34.940
35	56.960	2:43.805
31	1:02.924	2:40.927
70	1:03.933	2:51.466
21	1:23.473	2:59.359

LAP 3		@ 12:27:29.901
NO	BEHIND	LAP TIME
98		2:16.110
79	4.589	2:16.412
80	30.241	2:20.460
717	35.496	2:27.163
6	45.324	2:30.991
71	51.126	2:32.570
53	52.040	2:30.091
17	1:02.647	2:35.652
60	1:04.147	2:34.554
149	1:04.429	2:36.088
35	1:25.323	2:44.473
31	1:25.531	2:38.717
70	1:33.861	2:46.038
21	2:08.670	3:01.307

LAP 4		@ 12:29:45.061
NO	BEHIND	LAP TIME
98		2:15.160
79	5.888	2:16.459
80	35.485	2:20.404
717	45.763	2:25.427
6	1:00.558	2:30.394
53	1:08.058	2:31.178
71	1:17.564	2:41.598
17	1:21.523	2:34.036
60	1:22.354	2:33.367
149	1:23.287	2:34.018
31	1:47.548	2:37.177
35	1:48.900	2:38.737
70	2:07.476	2:48.775

LAP 5		@ 12:32:01.919
NO	BEHIND	LAP TIME
98		2:16.858
79	5.187	2:16.157
80	38.366	2:19.739
21	1 Lap	3:02.221
717	54.148	2:25.243
6	1:12.407	2:28.707
53	1:19.963	2:28.763
17	1:39.810	2:35.145
60	1:40.880	2:35.384
149	1:41.904	2:35.475
31	2:08.458	2:37.768
35	2:09.269	2:37.227

Weather / Track : Sunny / Dry

Snetterton 300: 2.9689 miles
Date: 24/04/2022 Start: 12:20 Finish: 12:41

HSCC Historic Road Sports Championship

RACE 13 - LAP CHART

LAP 6		@ 12:34:18.509
NO	BEHIND	LAP TIME
98		2:16.590
79	6.157	2:17.560
70	1 Lap	2:46.123
80	41.325	2:19.549
717	1:04.241	2:26.683
21	1 Lap	3:02.865
6	1:25.613	2:29.796
53	1:30.956	2:27.583
60	1:55.021	2:30.731
149	2:01.422	2:36.108
17	2:02.493	2:39.273

LAP 7		@ 12:36:35.592
NO	BEHIND	LAP TIME
98		2:17.083
79	5.618	2:16.544
31	1 Lap	2:38.008
35	1 Lap	2:38.971
80	46.267	2:22.025
70	1 Lap	2:44.103
717	1:13.971	2:26.813
6	1:38.696	2:30.166
53	1:41.664	2:27.791
60	2:09.528	2:31.590

LAP 8		@ 12:38:53.947
NO	BEHIND	LAP TIME
98		2:18.355
79	3.741	2:16.478
149	1 Lap	2:38.161
31	1 Lap	2:39.073
35	1 Lap	2:46.101
80	48.017	2:20.105
70	1 Lap	2:47.324
717	1:22.568	2:26.952
6	1:48.673	2:28.332
53	1:49.934	2:26.625

LAP 9		@ 12:41:11.449
NO	BEHIND	LAP TIME
98		2:17.502
79	2.402	2:16.163
60	1 Lap	2:38.334
149	1 Lap	2:38.245
80	50.848	2:20.333
31	1 Lap	2:40.057
717	1:32.959	2:27.893
70	1 Lap	2:45.131
6	1:59.937	2:28.766
53	2:00.419	2:27.987

Weather / Track : Sunny / Dry

Snetterton 300: 2.9689 miles
Date: 24/04/2022 Start: 12:20 Finish: 12:41

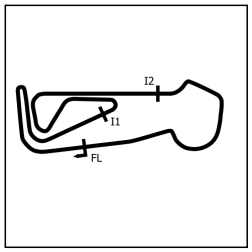

HSCC Historic Road Sports Championship

RACE 13 - SECTOR ANALYSIS

SECTOR 1 = FL to I1, SECTOR 2 = I1 to I2, SECTOR 3 = I2 to FL, DIFF = Difference To Personal Best Lap, P = Crossed Finish Line in Pit Lane, D = Time Disallowed

P1 98 A Kevin KIVLOCHAN — AC Cobra

IDEAL LAP TIME : 2:15.160 BEST LAP TIME : 2:15.160 DIFFERENCE : 0.000

LAP	SECTOR 1		SECTOR 2		SECTOR 3		LAP TIME		MPH	DIFF	TIME OF DAY
1 -		93.3	48.058	***126.3***	44.901	***130.3***	2:26.157		73.12	10.997	12:22:57.990
2 -	42.718	92.6	47.917	117.7	45.166	129.8	2:15.801	**(2)**	78.70	0.641	12:25:13.791
3 -	43.028	94.3	***47.827***	114.9	45.255	***130.3***	2:16.110	**(3)**	78.52	0.950	12:27:29.901
4 -	***42.458***	95.7	***47.827***	117.9	***44.875***	128.8	***2:15.160***	**(1)**	***79.07***		***12:29:45.061***
5 -	43.463	95.7	48.056	120.2	45.339	128.5	2:16.858		78.09	1.698	12:32:01.919
6 -	42.695	92.4	48.496	117.1	45.399	127.8	2:16.590		78.24	1.430	12:34:18.509
7 -	42.925	91.1	48.610	119.4	45.548	128.5	2:17.083		77.96	1.923	12:36:35.592
8 -	43.038	94.2	49.280	116.9	46.037	129.3	2:18.355		77.25	3.195	12:38:53.947
9 -	42.879	***97.6***	48.805	116.3	45.818	126.8	2:17.502		77.73	2.342	12:41:11.449

P2 79 A Richard PLANT — Morgan Plus 8

IDEAL LAP TIME : 2:15.188 BEST LAP TIME : 2:16.157 DIFFERENCE : 0.969

LAP	SECTOR 1		SECTOR 2		SECTOR 3		LAP TIME		MPH	DIFF	TIME OF DAY
1 -		92.3	49.724	109.8	45.862	113.7	2:28.780		71.83	12.623	12:23:00.613
2 -	43.132	100.7	48.787	112.5	45.546	112.4	2:17.465		77.75	1.308	12:25:18.078
3 -	42.906	***101.0***	47.945	***121.3***	45.561	112.9	2:16.412	**(3)**	78.35	0.255	12:27:34.490
4 -	43.301	98.1	47.908	119.1	45.250	112.5	2:16.459		78.32	0.302	12:29:50.949
5 -	43.169	99.1	48.062	118.9	44.926	113.3	***2:16.157***	**(1)**	***78.49***		***12:32:07.106***
6 -	***42.645***	97.8	48.881	116.9	46.034	111.4	2:17.560		77.69	1.403	12:34:24.666
7 -	43.279	99.2	***47.827***	117.3	45.438	112.9	2:16.544		78.27	0.387	12:36:41.210
8 -	43.114	99.7	48.113	118.5	45.251	***114.3***	2:16.478		78.31	0.321	12:38:57.688
9 -	42.975	98.3	48.472	117.5	***44.716***	113.1	2:16.163	**(2)**	78.49	0.006	12:41:13.851

P3 80 A John SHAW — Morgan Plus 8

IDEAL LAP TIME : 2:19.101 BEST LAP TIME : 2:19.549 DIFFERENCE : 0.448

LAP	SECTOR 1		SECTOR 2		SECTOR 3		LAP TIME		MPH	DIFF	TIME OF DAY
1 -		93.8	51.000	101.2	52.273	112.2	2:47.099		63.96	27.550	12:23:18.932
2 -	44.483	93.7	49.999	116.1	46.268	112.0	2:20.750		75.93	1.201	12:25:39.682
3 -	45.081	93.8	49.174	114.7	46.205	110.9	2:20.460		76.09	0.911	12:28:00.142
4 -	44.169	90.4	49.797	117.5	46.438	111.6	2:20.404		76.12	0.855	12:30:20.546
5 -	43.975	94.5	49.230	119.6	46.534	***112.7***	2:19.739	**(2)**	76.48	0.190	12:32:40.285
6 -	43.880	89.7	49.236	119.6	46.433	108.9	***2:19.549***	**(1)**	***76.59***		***12:34:59.834***
7 -	44.016	92.8	***49.131***	***120.9***	48.878	111.4	2:22.025		75.25	2.476	12:37:21.859
8 -	***43.794***	92.6	50.135	120.0	***46.176***	108.9	2:20.105	**(3)**	76.28	0.556	12:39:41.964
9 -	43.833	***96.0***	49.635	118.1	46.865	110.1	2:20.333		76.16	0.784	12:42:02.297

P4 717 C Chris MERRICK — Lotus Elan S3

IDEAL LAP TIME : 2:24.671 BEST LAP TIME : 2:25.243 DIFFERENCE : 0.572

LAP	SECTOR 1		SECTOR 2		SECTOR 3		LAP TIME		MPH	DIFF	TIME OF DAY
1 -		91.0	51.224	101.0	49.894	***108.5***	2:38.212		67.55	12.969	12:23:10.045
2 -	46.437	86.8	51.386	101.2	50.366	108.0	2:28.189		72.12	2.946	12:25:38.234
3 -	47.193	92.1	***50.302***	***110.0***	49.668	108.2	2:27.163		72.62	1.920	12:28:05.397
4 -	46.003	***92.8***	50.558	106.3	***48.866***	108.2	2:25.427	**(2)**	73.49	0.184	12:30:30.824
5 -	45.652	90.0	50.559	109.2	49.032	107.8	***2:25.243***	**(1)**	***73.58***		***12:32:56.067***
6 -	***45.503***	89.1	51.627	101.2	49.553	107.0	2:26.683	**(3)**	72.86	1.440	12:35:22.750
7 -	46.435	86.3	51.338	108.7	49.040	108.2	2:26.813		72.80	1.570	12:37:49.563
8 -	45.532	90.3	52.370	99.1	49.050	108.2	2:26.952		72.73	1.709	12:40:16.515
9 -	45.943	86.2	52.231	105.6	49.719	101.6	2:27.893		72.26	2.650	12:42:44.408

Weather / Track : Sunny / Dry

Snetterton 300: 2.9689 miles
Date: 24/04/2022 Start: 12:20 Finish: 12:41

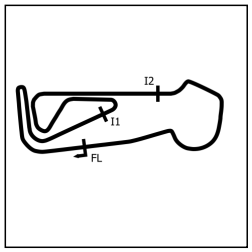

HSCC Historic Road Sports Championship

RACE 13 - SECTOR ANALYSIS

SECTOR 1 = FL to I1, SECTOR 2 = I1 to I2, SECTOR 3 = I2 to FL, DIFF = Difference To Personal Best Lap, P = Crossed Finish Line in Pit Lane, D = Time Disallowed

P5 6 B Johan DENEKAMP — TVR Tuscan

IDEAL LAP TIME : 2:27.756 BEST LAP TIME : 2:28.332 DIFFERENCE : 0.576

LAP	SECTOR 1		SECTOR 2		SECTOR 3		LAP TIME	MPH	DIFF	TIME OF DAY
1 -		90.6	53.033	102.6	49.934	106.5	2:40.526	66.58	12.194	12:23:12.359
2 -	48.066	89.2	53.941	101.0	49.868	106.1	2:31.875	70.37	3.543	12:25:44.234
3 -	47.563	90.5	53.421	107.7	50.007	105.3	2:30.991	70.78	2.659	12:28:15.225
4 -	47.622	89.2	53.584	107.3	49.188	107.7	2:30.394	71.06	2.062	12:30:45.619
5 -	***46.792***	91.5	53.009	106.1	48.906	***108.7***	2:28.707 **(2)**	71.87	0.375	12:33:14.326
6 -	47.018	88.0	53.099	107.8	49.679	104.5	2:29.796	71.35	1.464	12:35:44.122
7 -	47.537	91.1	52.959	107.5	49.670	106.6	2:30.166	71.17	1.834	12:38:14.288
8 -	47.368	***92.1***	***52.220***	***108.2***	***48.744***	108.4	***2:28.332*** **(1)**	***72.05***		***12:40:42.620***
9 -	46.850	89.8	53.164	107.3	48.752	106.3	2:28.766 **(3)**	71.84	0.434	12:43:11.386

P6 53 C Adrian GILBERT — Lotus Elan S3

IDEAL LAP TIME : 2:25.933 BEST LAP TIME : 2:26.625 DIFFERENCE : 0.692

LAP	SECTOR 1		SECTOR 2		SECTOR 3		LAP TIME	MPH	DIFF	TIME OF DAY
1 -		86.3	57.295	101.0	53.440	106.1	2:48.675	63.36	22.050	12:23:20.508
2 -	47.637	90.5	53.123	101.9	50.582	105.8	2:31.342	70.62	4.717	12:25:51.850
3 -	46.959	91.3	52.517	103.4	50.615	102.2	2:30.091	71.21	3.466	12:28:21.941
4 -	48.133	95.3	52.460	100.0	50.585	105.1	2:31.178	70.69	4.553	12:30:53.119
5 -	46.899	93.4	51.928	102.7	49.936	106.1	2:28.763	71.84	2.138	12:33:21.882
6 -	46.208	93.7	52.169	107.0	49.206	107.8	2:27.583 **(2)**	72.42	0.958	12:35:49.465
7 -	47.459	***96.4***	***51.195***	***110.0***	49.137	106.5	2:27.791 **(3)**	72.31	1.166	12:38:17.256
8 -	***45.806***	90.8	51.838	105.3	48.981	108.0	***2:26.625*** **(1)**	***72.89***		***12:40:43.881***
9 -	46.290	83.4	52.765	101.5	***48.932***	***109.2***	2:27.987	72.22	1.362	12:43:11.868

P7 60 D Chris THOMPSON — MGB

IDEAL LAP TIME : 2:30.596 BEST LAP TIME : 2:30.731 DIFFERENCE : 0.135

LAP	SECTOR 1		SECTOR 2		SECTOR 3		LAP TIME	MPH	DIFF	TIME OF DAY
1 -		84.3	56.666	106.8	53.506	98.2	2:52.721	61.88	21.990	12:23:24.554
2 -	48.910	90.3	54.925	107.0	51.105	99.1	2:34.940	68.98	4.209	12:25:59.494
3 -	48.892	85.1	54.550	***108.2***	51.112	98.5	2:34.554	69.15	3.823	12:28:34.048
4 -	48.274	89.9	54.332	107.8	50.761	***100.0***	2:33.367 **(3)**	69.68	2.636	12:31:07.415
5 -	48.956	87.2	54.920	107.7	51.508	98.5	2:35.384	68.78	4.653	12:33:42.799
6 -	47.653	91.5	***53.509***	107.0	***49.569***	98.8	***2:30.731*** **(1)**	***70.90***		***12:36:13.530***
7 -	***47.518***	***92.3***	54.329	107.0	49.743	98.1	2:31.590 **(2)**	70.50	0.859	12:38:45.120
8 -	47.579	91.6	57.578	98.9	53.177	89.7	2:38.334	67.50	7.603	12:41:23.454

P8 149 E Robert INGRAM — Lotus Elite S2

IDEAL LAP TIME : 2:33.646 BEST LAP TIME : 2:34.018 DIFFERENCE : 0.372

LAP	SECTOR 1		SECTOR 2		SECTOR 3		LAP TIME	MPH	DIFF	TIME OF DAY
1 -		87.1	56.502	100.4	53.952	96.6	2:49.960	62.88	15.942	12:23:21.793
2 -	49.521	87.8	54.834	101.5	52.094	95.7	2:36.449	68.31	2.431	12:25:58.242
3 -	49.338	88.5	54.516	104.5	52.234	95.0	2:36.088 **(3)**	68.47	2.070	12:28:34.330
4 -	49.102	***89.0***	***53.701***	***107.7***	***51.215***	***97.2***	***2:34.018*** **(1)**	***69.39***		***12:31:08.348***
5 -	***48.730***	87.9	55.184	105.8	51.561	96.5	2:35.475 **(2)**	68.74	1.457	12:33:43.823
6 -	49.782	88.6	54.018	104.3	52.308	94.6	2:36.108	68.46	2.090	12:36:19.931
7 -	50.835	82.3	55.169	104.0	52.157	96.5	2:38.161	67.57	4.143	12:38:58.092
8 -	49.414	87.8	55.572	101.8	53.259	94.3	2:38.245	67.54	4.227	12:41:36.337

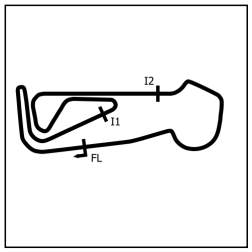

HSCC Historic Road Sports Championship

RACE 13 - SECTOR ANALYSIS

SECTOR 1 = FL to I1, SECTOR 2 = I1 to I2, SECTOR 3 = I2 to FL, DIFF = Difference To Personal Best Lap, P = Crossed Finish Line in Pit Lane, D = Time Disallowed

P9 31 D Andrew WALTON — Porsche 911

IDEAL LAP TIME : 2:36.772 BEST LAP TIME : 2:37.177 DIFFERENCE : 0.405

LAP	SECTOR 1		SECTOR 2		SECTOR 3		LAP TIME		MPH	DIFF	TIME OF DAY
1 -		88.0	57.202	93.8	55.279	92.1	3:03.955		58.10	26.778	12:23:35.788
2 -	50.907	88.0	56.680	101.8	53.340	94.7	2:40.927		66.41	3.750	12:26:16.715
3 -	49.850	88.5	56.272	101.2	52.595	97.8	2:38.717		67.34	1.540	12:28:55.432
4 -	49.197	***91.1***	***55.695***	***104.2***	52.285	***98.6***	***2:37.177***	**(1)**	***68.00***		***12:31:32.609***
5 -	49.513	89.0	55.816	101.8	52.439	97.3	2:37.768	**(2)**	67.74	0.591	12:34:10.377
6 -	49.433	87.9	56.452	100.6	***52.123***	95.7	2:38.008	**(3)**	67.64	0.831	12:36:48.385
7 -	***48.954***	90.3	57.170	98.5	52.949	93.8	2:39.073		67.18	1.896	12:39:27.458
8 -	49.733	85.1	56.545	102.1	53.779	96.9	2:40.057		66.77	2.880	12:42:07.515

P10 70 B Alan HOUSE — Morgan Plus 4

IDEAL LAP TIME : 2:43.299 BEST LAP TIME : 2:44.103 DIFFERENCE : 0.804

LAP	SECTOR 1		SECTOR 2		SECTOR 3		LAP TIME		MPH	DIFF	TIME OF DAY
1 -		78.2	57.609	90.3	56.437	101.0	2:54.425		61.27	10.322	12:23:26.258
2 -	54.778	74.8	59.694	96.6	56.994	98.1	2:51.466		62.33	7.363	12:26:17.724
3 -	52.015	84.8	58.377	95.0	55.646	101.5	2:46.038	**(3)**	64.37	1.935	12:29:03.762
4 -	51.725	84.8	1:00.688	88.8	56.362	101.2	2:48.775		63.32	4.672	12:31:52.537
5 -	51.803	78.9	58.755	97.6	55.565	101.6	2:46.123		64.33	2.020	12:34:38.660
6 -	50.982	***87.0***	***57.167***	***101.3***	55.954	***102.2***	***2:44.103***	**(1)**	***65.13***		***12:37:22.763***
7 -	***50.947***	86.1	1:00.698	98.5	55.679	101.0	2:47.324		63.87	3.221	12:40:10.087
8 -	50.997	84.2	58.949	99.7	***55.185***	100.4	2:45.131	**(2)**	64.72	1.028	12:42:55.218

P11 35 INV Richard DISBROW — Turner Mk2

IDEAL LAP TIME : 2:36.827 BEST LAP TIME : 2:37.227 DIFFERENCE : 0.400

LAP	SECTOR 1		SECTOR 2		SECTOR 3		LAP TIME		MPH	DIFF	TIME OF DAY
1 -		79.7	57.748	95.3	55.622	***98.1***	2:55.113		61.03	17.886	12:23:26.946
2 -	50.460	83.3	57.393	91.9	55.952	94.7	2:43.805		65.24	6.578	12:26:10.751
3 -	51.278	82.5	57.149	89.4	56.046	95.5	2:44.473		64.98	7.246	12:28:55.224
4 -	50.577	***87.1***	55.315	100.1	52.845	97.1	2:38.737	**(2)**	67.33	1.510	12:31:33.961
5 -	49.469	86.0	***55.287***	97.9	***52.471***	96.9	***2:37.227***	**(1)**	***67.97***		***12:34:11.188***
6 -	49.607	85.0	56.583	***100.4***	52.781	95.7	2:38.971	**(3)**	67.23	1.744	12:36:50.159
7 -	***49.069***	85.5	57.802	94.1	59.230	89.0	2:46.101		64.34	8.874	12:39:36.260

P12 17 A Adam SIMMONDS — Ford Mustang

IDEAL LAP TIME : 2:33.674 BEST LAP TIME : 2:34.036 DIFFERENCE : 0.362

LAP	SECTOR 1		SECTOR 2		SECTOR 3		LAP TIME		MPH	DIFF	TIME OF DAY
1 -		85.8	57.115	100.6	53.353	105.0	2:47.602		63.77	13.566	12:23:19.435
2 -	50.641	88.3	54.688	98.8	52.132	103.7	2:37.461		67.87	3.425	12:25:56.896
3 -	49.600	***89.1***	54.205	101.3	51.847	105.6	2:35.652	**(3)**	68.66	1.616	12:28:32.548
4 -	***48.438***	88.1	***53.981***	103.2	51.617	102.4	***2:34.036***	**(1)**	***69.38***		***12:31:06.584***
5 -	48.873	81.6	55.017	***105.5***	***51.255***	***106.6***	2:35.145	**(2)**	68.89	1.109	12:33:41.729
6 -	49.370	87.7	54.210	105.3	55.693	99.4	2:39.273		67.10	5.237	12:36:21.002

P13 21 E Peter CHAPPELL — Austin Healey Sprite Mk1

IDEAL LAP TIME : 2:56.909 BEST LAP TIME : 2:59.359 DIFFERENCE : 2.450

LAP	SECTOR 1		SECTOR 2		SECTOR 3		LAP TIME		MPH	DIFF	TIME OF DAY
1 -		***77.8***	***1:01.912***	79.5	***59.381***	***83.9***	3:06.072		57.44	6.713	12:23:37.905
2 -	57.158	70.8	1:02.370	75.1	59.831	83.6	***2:59.359***	**(1)**	***59.59***		***12:26:37.264***
3 -	***55.616***	71.5	1:03.959	55.7	1:01.732	81.6	3:01.307	**(2)**	58.95	1.948	12:29:38.571
4 -	57.480	71.6	1:04.103	***79.8***	1:00.638	80.2	3:02.221	**(3)**	58.65	2.862	12:32:40.792
5 -	56.894	71.3	1:04.723	79.7	1:01.248	65.7	3:02.865		58.44	3.506	12:35:43.657

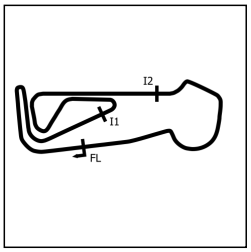

HSCC Historic Road Sports Championship

RACE 13 - SECTOR ANALYSIS

SECTOR 1 = FL to I1, SECTOR 2 = I1 to I2, SECTOR 3 = I2 to FL, DIFF = Difference To Personal Best Lap, P = Crossed Finish Line in Pit Lane, D = Time Disallowed

P14 71 E Brian ARCULUS Lotus Elite

IDEAL LAP TIME : 2:30.019 BEST LAP TIME : 2:30.534 DIFFERENCE : 0.515

LAP	SECTOR 1		SECTOR 2		SECTOR 3		LAP TIME		MPH	DIFF	TIME OF DAY
1 -		85.1	55.828	105.1	51.489	***100.7***	2:46.090		64.35	15.556	12:23:17.923
2 -	47.535	***90.1***	53.264	105.0	***49.735***	100.4	***2:30.534***	**(1)**	***71.00***		***12:25:48.457***
3 -	***47.237***	87.8	***53.047***	***105.3***	52.286	88.0	2:32.570	**(2)**	70.05	2.036	12:28:21.027
4 -	51.300	82.3	57.460	91.6	52.838	87.1	2:41.598	**(3)**	66.13	11.064	12:31:02.625

Weather / Track : Sunny / Dry

Snetterton 300: 2.9689 miles
Date: 24/04/2022 Start: 12:20 Finish: 12:41

HSCC Historic Road Sports Championship

RACE 13 - BEST SECTORS

SECTOR 1				SECTOR 2				SECTOR 3			
POS	NO	NAME	TIME	NO	NAME	TIME	NO	NAME	TIME
1	98	KIVLOCHAN	42.458	98	KIVLOCHAN	47.827	79	PLANT	44.716
2	79	PLANT	42.645	79	PLANT	47.827	98	KIVLOCHAN	44.875
3	80	SHAW	43.794	80	SHAW	49.131	80	SHAW	46.176
4	717	MERRICK	45.503	717	MERRICK	50.302	6	DENEKAMP	48.744
5	53	GILBERT	45.806	53	GILBERT	51.195	717	MERRICK	48.866
6	6	DENEKAMP	46.792	6	DENEKAMP	52.220	53	GILBERT	48.932
7	71	ARCULUS	47.237	71	ARCULUS	53.047	60	THOMPSON	49.569
8	60	THOMPSON	47.518	60	THOMPSON	53.509	71	ARCULUS	49.735
9	17	SIMMONDS	48.438	149	INGRAM	53.701	149	INGRAM	51.215
10	149	INGRAM	48.730	17	SIMMONDS	53.981	17	SIMMONDS	51.255
11	31	WALTON	48.954	35	DISBROW	55.287	31	WALTON	52.123
12	35	DISBROW	49.069	31	WALTON	55.695	35	DISBROW	52.471
13	70	HOUSE	50.947	70	HOUSE	57.167	70	HOUSE	55.185
14	21	CHAPPELL	55.616	21	CHAPPELL	1:01.912	21	CHAPPELL	59.381

IDEAL / BEST COMPARISON					
POS	NO	NAME	IDEAL	BEST	DIFF
		PERFECT LAP	2:15.001		
1	98	KIVLOCHAN	2:15.160	2:15.160	0.000
2	79	PLANT	2:15.188	2:16.157	0.969
3	80	SHAW	2:19.101	2:19.549	0.448
4	717	MERRICK	2:24.671	2:25.243	0.572
5	53	GILBERT	2:25.933	2:26.625	0.692
6	6	DENEKAMP	2:27.756	2:28.332	0.576
7	71	ARCULUS	2:30.019	2:30.534	0.515
8	60	THOMPSON	2:30.596	2:30.731	0.135
9	149	INGRAM	2:33.646	2:34.018	0.372
10	17	SIMMONDS	2:33.674	2:34.036	0.362
11	31	WALTON	2:36.772	2:37.177	0.405
12	35	DISBROW	2:36.827	2:37.227	0.400
13	70	HOUSE	2:43.299	2:44.103	0.804
14	21	CHAPPELL	2:56.909	2:59.359	2.450

Weather / Track : Sunny / Dry

Snetterton 300: 2.9689 miles
Date: 24/04/2022 Start: 12:20 Finish: 12:41

Results can be found at www.tsl-timing.com

Printed - 12:44 Sunday, 24 April 2022

HSCC Historic Road Sports Championship

RACE 13 - BEST SPEEDS

	INTERMEDIATE 1			INTERMEDIATE 2			FINISH LINE		
POS	NO	NAME	MPH	NO	NAME	MPH	NO	NAME	MPH
1	**79**	PLANT	**101.0**	**98**	KIVLOCHAN	**126.3**	**98**	KIVLOCHAN	**130.3**
2	**98**	KIVLOCHAN	**97.6**	**79**	PLANT	**121.3**	**79**	PLANT	**114.3**
3	**53**	GILBERT	**96.4**	**80**	SHAW	**120.9**	**80**	SHAW	**112.7**
4	**80**	SHAW	**96.0**	**717**	MERRICK	**110.0**	**53**	GILBERT	**109.2**
5	**717**	MERRICK	**92.8**	**53**	GILBERT	**110.0**	**6**	DENEKAMP	**108.7**
6	**60**	THOMPSON	**92.3**	**6**	DENEKAMP	**108.2**	**717**	MERRICK	**108.5**
7	**6**	DENEKAMP	**92.1**	**60**	THOMPSON	**108.2**	**17**	SIMMONDS	**106.6**
8	**31**	WALTON	**91.1**	**149**	INGRAM	**107.7**	**70**	HOUSE	**102.2**
9	**71**	ARCULUS	**90.1**	**17**	SIMMONDS	**105.5**	**71**	ARCULUS	**100.7**
10	**17**	SIMMONDS	**89.1**	**71**	ARCULUS	**105.3**	**60**	THOMPSON	**100.0**
11	**149**	INGRAM	**89.0**	**31**	WALTON	**104.2**	**31**	WALTON	**98.6**
12	**35**	DISBROW	**87.1**	**70**	HOUSE	**101.3**	**35**	DISBROW	**98.1**
13	**70**	HOUSE	**87.0**	**35**	DISBROW	**100.4**	**149**	INGRAM	**97.2**
14	**21**	CHAPPELL	**77.8**	**21**	CHAPPELL	**79.8**	**21**	CHAPPELL	**83.9**
15									
16									

Weather / Track : Sunny / Dry

Snetterton 300: 2.9689 miles
Date: 24/04/2022 Start: 12:20 Finish: 12:41

Results can be found at www.tsl-timing.com

Printed - 12:44 Sunday, 24 April 2022

HSCC Historic Road Sports Championship

RACE 13 - STATISTICS

Competitors Started	14
Planned Start	2022-04-24 @ 12:10:00.000
Actual Start	2022-04-24 @ 12:20:31.832
Finish Time	2022-04-24 @ 12:41:10.079
Track Length	2.9689mi.
Total Laps	108
Total Distance Covered	320.6424mi.

Session Fastest Lap History

NO	CL	NAME	LAP TIME	TIME OF DAY	LAP	VEHICLE
98	A	**Kevin KIVLOCHAN**	**2:26.157**	12:22:57.988	1	AC Cobra
98	A	**Kevin KIVLOCHAN**	**2:15.801**	12:25:13.789	2	AC Cobra
98	A	**Kevin KIVLOCHAN**	**2:15.160**	12:29:45.059	4	AC Cobra

Session Leader History

NO	CL	NAME	FROM LAP	LAPS LED	DISTANCE	VEHICLE
98	A	**Kevin KIVLOCHAN**	1	9	26.72 miles	AC Cobra

Flag History

TYPE	TIME OF DAY
GREEN	12:20:31.832
FINISH	12:41:10.079

Flag Statistics

TYPE	COUNT	TOTAL LAPS	TOTAL TIME
Green	1	9	23:17.473
Red	0	0	0.000
Safety Car	0	0	0.000
FCY	0	0	0.000

HSCC Historic Road Sports Championship

RACE 13 - STATISTICS

CLASS : A

4 Starters

Fastest Lap History

NO	NAME	LAP TIME	TIME OF DAY	LAP	VEHICLE
98	**Kevin KIVLOCHAN**	**2:26.157**	12:22:57.988	1	AC Cobra
98	**Kevin KIVLOCHAN**	**2:15.801**	12:25:13.789	2	AC Cobra
98	**Kevin KIVLOCHAN**	**2:15.160**	12:29:45.059	4	AC Cobra

Leader History

NO	NAME	FROM LAP	LAPS LED	DISTANCE	VEHICLE
98	**Kevin KIVLOCHAN**	1	9	26.72 miles	AC Cobra

HSCC Historic Road Sports Championship

RACE 13 - STATISTICS

CLASS : B

2 Starters

Fastest Lap History

NO	NAME	LAP TIME	TIME OF DAY	LAP	VEHICLE
6	**Johan DENEKAMP**	**2:40.526**	12:23:12.384	1	TVR Tuscan
6	**Johan DENEKAMP**	**2:31.875**	12:25:44.259	2	TVR Tuscan
6	**Johan DENEKAMP**	**2:30.991**	12:28:15.250	3	TVR Tuscan
6	**Johan DENEKAMP**	**2:30.394**	12:30:45.644	4	TVR Tuscan
6	**Johan DENEKAMP**	**2:28.707**	12:33:14.350	5	TVR Tuscan
6	**Johan DENEKAMP**	**2:28.332**	12:40:42.644	8	TVR Tuscan

Leader History

NO	NAME	FROM LAP	LAPS LED	DISTANCE	VEHICLE
6	**Johan DENEKAMP**	1	9	26.72 miles	TVR Tuscan

HSCC Historic Road Sports Championship

RACE 13 - STATISTICS

CLASS : C

2 Starters

Fastest Lap History

NO	NAME	LAP TIME	TIME OF DAY	LAP	VEHICLE
717	**Chris MERRICK**	**2:38.212**	12:23:10.090	1	Lotus Elan S3
717	**Chris MERRICK**	**2:28.189**	12:25:38.279	2	Lotus Elan S3
717	**Chris MERRICK**	**2:27.163**	12:28:05.441	3	Lotus Elan S3
717	**Chris MERRICK**	**2:25.427**	12:30:30.869	4	Lotus Elan S3
717	**Chris MERRICK**	**2:25.243**	12:32:56.112	5	Lotus Elan S3

Leader History

NO	NAME	FROM LAP	LAPS LED	DISTANCE	VEHICLE
717	**Chris MERRICK**	1	9	26.72 miles	Lotus Elan S3

HSCC Historic Road Sports Championship

RACE 13 - STATISTICS

CLASS : D

2 Starters

Fastest Lap History

NO	NAME	LAP TIME	TIME OF DAY	LAP	VEHICLE
60	**Chris THOMPSON**	**2:52.721**	12:23:24.557	1	MGB
60	**Chris THOMPSON**	**2:34.940**	12:25:59.497	2	MGB
60	**Chris THOMPSON**	**2:34.554**	12:28:34.051	3	MGB
60	**Chris THOMPSON**	**2:33.367**	12:31:07.414	4	MGB
60	**Chris THOMPSON**	**2:30.731**	12:36:13.533	6	MGB

Leader History

NO	NAME	FROM LAP	LAPS LED	DISTANCE	VEHICLE
60	**Chris THOMPSON**	1	8	23.75 miles	MGB

HSCC Historic Road Sports Championship

RACE 13 - STATISTICS

CLASS : E

3 Starters

Fastest Lap History

NO	NAME	LAP TIME	TIME OF DAY	LAP	VEHICLE
71	**Brian ARCULUS**	**2:46.090**	12:23:17.922	1	Lotus Elite
71	**Brian ARCULUS**	**2:30.534**	12:25:48.457	2	Lotus Elite

Leader History

NO	NAME	FROM LAP	LAPS LED	DISTANCE	VEHICLE
71	**Brian ARCULUS**	1	4	11.87 miles	Lotus Elite
149	**Robert INGRAM**	5	4	11.87 miles	Lotus Elite S2

Weather / Track : Sunny / Dry

Snetterton 300: 2.9689 miles
Date: 24/04/2022 Start: 12:20 Finish: 12:41

HSCC Historic Road Sports Championship

RACE 13 - STATISTICS

CLASS : INV

1 Starters

Fastest Lap History

NO	NAME	LAP TIME	TIME OF DAY	LAP	VEHICLE
35	**Richard DISBROW**	**2:55.113**	12:23:26.943	1	Turner Mk2
35	**Richard DISBROW**	**2:43.805**	12:26:10.748	2	Turner Mk2
35	**Richard DISBROW**	**2:38.737**	12:31:33.957	4	Turner Mk2
35	**Richard DISBROW**	**2:37.227**	12:34:11.185	5	Turner Mk2

Leader History

NO	NAME	FROM LAP	LAPS LED	DISTANCE	VEHICLE
35	**Richard DISBROW**	1	7	20.78 miles	Turner Mk2

MONO CHAMPIONSHIP

MONOPOSTO CHAMPIONSHIP - M1000 / 2000 / CLASSIC / 1800

Snetterton 300

23rd / 24th April 2022

Timing & Results Provided by Timing Solutions Ltd

www.tsl-timing.com

Snetterton 300

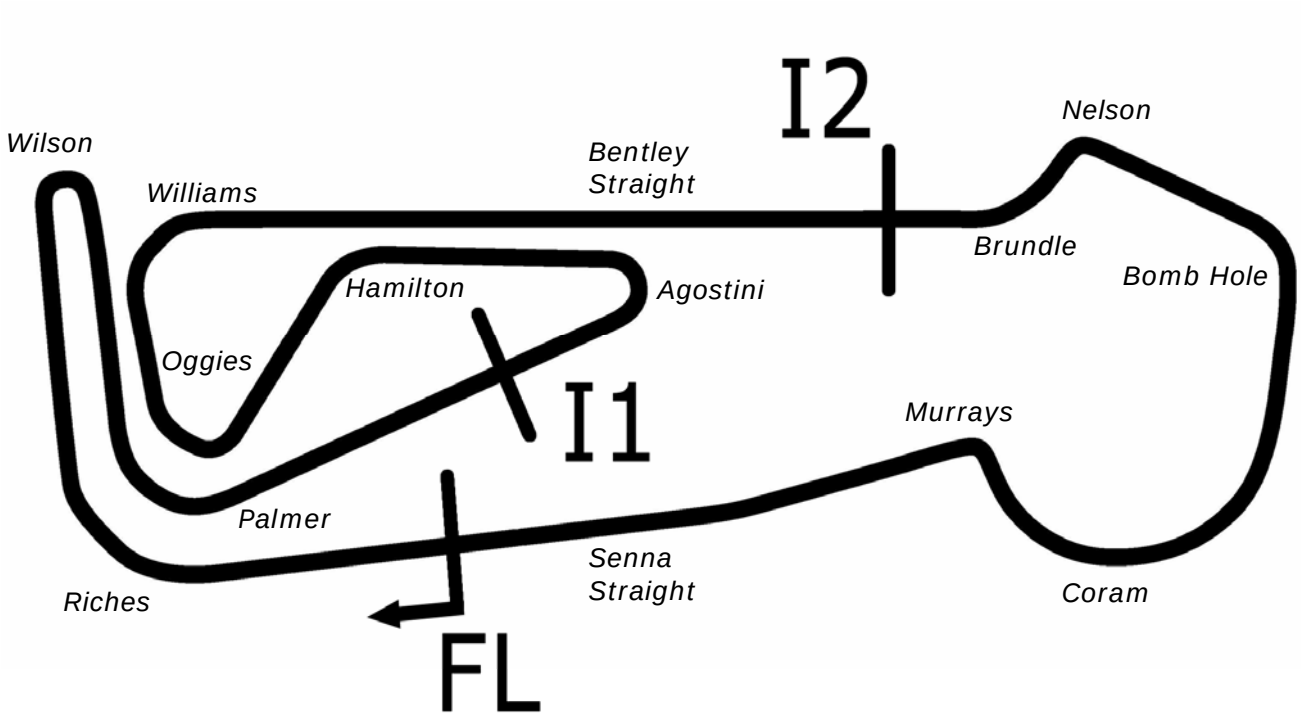

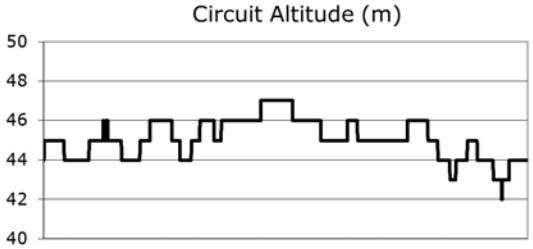

Length	2.9689 miles	4778.0 m	
FL		52.46340 N	0.94476 E
I1	1545m	52.46487 N	0.94466 E
I2	3198m	52.46617 N	0.94964 E
Pit Entry	4572m	52.46364 N	0.94774 E
Pit Exit	40m after FL	52.46338 N	0.94420 E

Pit Entry–Pit Exit 246m, 17.7s @50kph, 14.7s @60kph

All results available at www.tsl-timing.com

Monoposto Championship

QUALIFYING - RACE 8 - CLASSIFICATION

POS	NO	CL	PIC	NAME	ENTRY	TIME	ON	LAPS	GAP	DIFF	MPH
1	**224**	M1000	1	**Karl O'BRIEN**	Leastone 1000	**1:55.381**	4	5			92.63
2	**62**	M1000	2	**David HEAVEY**	Leastone 1000	**1:58.079**	3	3	**2.698**	2.698	90.51
3	**77**	M1000	3	**Nigel DAVERS**	Jedi Mk6	**1:58.742**	5	7	**3.361**	0.663	90.01
4	**89**	M1000	4	**Mark BETTS**	Jedi Mk6	**1:58.818**	2	2	**3.437**	0.076	89.95
5	**56**	1800	1	**Tom WHEATLEY**	Mygale SJ02	**1:59.897**	6	7	**4.516**	1.079	89.14
6	**48**	M1000	5	**Morgan MCCOURT**	Leastone 1000	**2:00.248**	3	8	**4.867**	0.351	88.88
7	**32**	2000	1	**Terry CLARK**	Van Diemen RF00	**2:01.254**	5	7	**5.873**	1.006	88.14
8	**24**	Classic	1	**Robin DAWE**	Formula Vauxhall Lotus	**2:02.696**	7	7	**7.315**	1.442	87.11
9	**12**	1800	2	**Phil DAVIS**	Van Diemen RF98	**2:04.804**	4	7	**9.423**	2.108	85.63
10	**26**	2000	2	**Bryn TOOTELL**	Van Diemen RF01	**2:05.259**	7	7	**9.878**	0.455	85.32
11	**64**	Classic	2	**Marcus SHEARD**	Reynard 883	**2:09.156**	7	7	**13.775**	3.897	82.75
12	**14**	2000	3	**Robert SMITH**	Dallara F395	**2:09.566**	4	7	**14.185**	0.410	82.49
13	**57**	Classic	3	**Edward GUEST**	Anson SA4	**2:10.379**	5	7	**14.998**	0.813	81.97
14	**19**	Classic	4	**Nick CATANZARO**	Formula Vauxhall Lotus	**2:11.069**	7	7	**15.688**	0.690	81.54
15	**7**	1800	3	**Geoff FERN**	Mygale SJ10 Duratec	**2:11.865**	7	7	**16.484**	0.796	81.05
16	**25**	Classic	5	**Jim SPENCER**	Reynard 883	**2:13.231**	4	4	**17.850**	1.366	80.22
17	**52**	2000	4	**Phil CHAPPELL**	Formula Ireland	**2:14.707**	3	4	**19.326**	1.476	79.34
18	**98**	1800	4	**Rodney TOFT**	Van Diemen RF82	**2:18.751**	7	7	**23.370**	4.044	77.03
19	**47**	1800	5	**David JONES**	Van Diemen RF82	**2:19.680**	6	6	**24.299**	0.929	76.51
20	**51**	M1000	6	**Adrian WRIGHT**	GEM AW3			1			

Weather / Track : Bright / Dry

Snetterton 300: 2.9689 miles

These results are provisional until the conclusion of any judicial and technical matters.

Date: 23/04/2022 Start: 12:15 Finish: 12:30

Clerk Of Course : Julian Floyd	Stewards :	Timekeeper : Nick Palmer

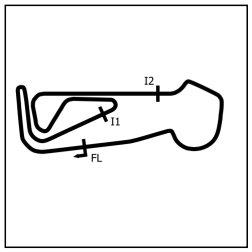

Monoposto Championship

QUALIFYING - RACE 8 - SECTOR ANALYSIS

SECTOR 1 = FL to I1, SECTOR 2 = I1 to I2, SECTOR 3 = I2 to FL, DIFF = Difference To Personal Best Lap, P = Crossed Finish Line in Pit Lane, D = Time Disallowed

P1 224 M1000 Karl O'BRIEN — Leastone 1000

IDEAL LAP TIME : 1:55.025 BEST LAP TIME : 1:55.381 DIFFERENCE : 0.356

LAP	SECTOR 1		SECTOR 2		SECTOR 3		LAP TIME		MPH	DIFF	TIME OF DAY
1 -	OUTLAP	107.7	43.597	122.6	38.124	124.5	2:07.647		83.73	12.266	12:17:42.476
2 -	36.570	***113.3***	42.046	124.0	37.383	***125.6***	1:55.999	**(3)**	92.13	0.618	12:19:38.475
3 -	36.576	111.6	***41.926***	***125.4***	37.066	125.4	1:55.568	**(2)**	92.48	0.187	12:21:34.043
4 -	36.256	113.1	42.077	123.5	***37.048***	125.2	***1:55.381***	**(1)**	***92.63***		***12:23:29.424***
5 -	***36.051***	112.5	42.403	123.3	37.645	114.9	1:56.099		92.06	0.718	12:25:25.523

P2 62 M1000 David HEAVEY — Leastone 1000

IDEAL LAP TIME : 1:58.079 BEST LAP TIME : 1:58.079 DIFFERENCE : 0.000

LAP	SECTOR 1		SECTOR 2		SECTOR 3		LAP TIME		MPH	DIFF	TIME OF DAY
1 -	OUTLAP	99.2	45.403	121.5	41.876	121.7	2:13.543		80.03	15.464	12:17:50.607
2 -	37.330	***112.9***	42.749	***122.9***	38.923	***123.1***	1:59.002	**(2)**	89.81	0.923	12:19:49.609
3 -	***36.969***	111.4	***42.208***	***122.9***	***38.902***	122.6	***1:58.079***	**(1)**	***90.51***		***12:21:47.688***

P3 77 M1000 Nigel DAVERS — Jedi Mk6

IDEAL LAP TIME : 1:58.742 BEST LAP TIME : 1:58.742 DIFFERENCE : 0.000

LAP	SECTOR 1		SECTOR 2		SECTOR 3		LAP TIME		MPH	DIFF	TIME OF DAY
1 -	OUTLAP	87.8	50.808	109.2	48.695	***133.6***	2:28.658		71.89	29.916	12:18:34.861
2 -	40.198	114.9	45.402	108.9	43.575	131.5	2:09.175		82.74	10.433	12:20:44.036
3 -	38.722	117.1	45.850	115.1	43.406	130.5	2:07.978		83.51	9.236	12:22:52.014
4 -	38.443	117.1	43.457	124.7	40.299	129.0	2:02.199	**(3)**	87.46	3.457	12:24:54.213
5 -	***37.266***	***118.3***	***42.891***	***125.4***	***38.585***	129.3	***1:58.742***	**(1)**	***90.01***		***12:26:52.955***
6 -	38.322	116.7	44.435	124.7	41.538	129.3	2:04.295		85.98	5.553	12:28:57.250
7 -	38.195	117.7	42.921	125.2	39.350	130.5	2:00.466	**(2)**	88.72	1.724	12:30:57.716

P4 89 M1000 Mark BETTS — Jedi Mk6

IDEAL LAP TIME : 1:56.320 BEST LAP TIME : 1:58.818 DIFFERENCE : 2.498

LAP	SECTOR 1		SECTOR 2		SECTOR 3		LAP TIME		MPH	DIFF	TIME OF DAY
1 -	OUTLAP	99.8	45.994	106.3	43.152	131.0	2:19.400		76.67	20.582	12:17:49.141
2 -	37.244	***118.7***	42.853	131.5	***38.721***	***132.8***	***1:58.818***	**(1)**	***89.95***		***12:19:47.959***

P5 56 1800 Tom WHEATLEY — Mygale SJ02

IDEAL LAP TIME : 1:59.897 BEST LAP TIME : 1:59.897 DIFFERENCE : 0.000

LAP	SECTOR 1		SECTOR 2		SECTOR 3		LAP TIME		MPH	DIFF	TIME OF DAY
1 -	OUTLAP	101.2	49.227	113.1	49.248	113.3	2:24.462		73.98	24.565	12:18:07.600
2 -	39.187	107.2	44.546	117.5	40.666	116.1	2:04.399		85.91	4.502	12:20:11.999
3 -	38.274	108.0	43.847	115.7	40.319	116.5	2:02.440	**(3)**	87.29	2.543	12:22:14.439
4 -	41.249	97.5	48.566	113.7	43.628	115.3	2:13.443		80.09	13.546	12:24:27.882
5 -	37.827	109.4	43.209	119.1	40.031	116.9	2:01.067	**(2)**	88.28	1.170	12:26:28.949
6 -	***37.407***	***110.0***	***42.778***	***120.2***	***39.712***	***118.5***	***1:59.897***	**(1)**	***89.14***		***12:28:28.846***
7 -	40.942	89.5	48.018	114.3	42.895	103.5	2:11.855		81.05	11.958	12:30:40.701

P6 48 M1000 Morgan MCCOURT — Leastone 1000

IDEAL LAP TIME : 1:59.136 BEST LAP TIME : 2:00.248 DIFFERENCE : 1.112

LAP	SECTOR 1		SECTOR 2		SECTOR 3		LAP TIME		MPH	DIFF	TIME OF DAY
1 -	OUTLAP	88.5	48.112	109.6	43.416	118.3	2:20.093		76.29	19.845	12:17:52.879
2 -	38.672	108.2	43.476	***123.8***	***39.347***	122.9	2:01.495		87.97	1.247	12:19:54.374
3 -	37.302	112.9	43.022	***123.8***	39.924	122.0	***2:00.248***	**(1)**	***88.88***		***12:21:54.622***
4 -	***37.136***	***113.5***	43.560	122.6	39.559	***124.0***	2:00.255	**(2)**	88.87	0.007	12:23:54.877
5 -	37.319	112.4	***42.653***	118.1	41.864	118.9	2:01.836		87.72	1.588	12:25:56.713
6 -	37.339	113.3	42.780	122.0	40.234	120.6	2:00.353	**(3)**	88.80	0.105	12:27:57.066
7 -	37.745	111.8	42.819	123.1	40.131	117.3	2:00.695		88.55	0.447	12:29:57.761
8 -	37.999	103.2	46.249	118.1	41.590	123.1	2:05.838		84.93	5.590	12:32:03.599

Weather / Track : Bright / Dry

Snetterton 300: 2.9689 miles
Date: 23/04/2022 Start: 12:15 Finish: 12:30

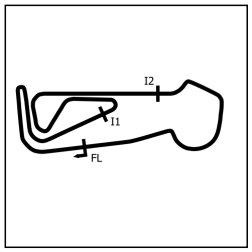

Monoposto Championship

QUALIFYING - RACE 8 - SECTOR ANALYSIS

SECTOR 1 = FL to I1, SECTOR 2 = I1 to I2, SECTOR 3 = I2 to FL, DIFF = Difference To Personal Best Lap, P = Crossed Finish Line in Pit Lane, D = Time Disallowed

P7 32 2000 Terry CLARK — Van Diemen RF00

IDEAL LAP TIME : 2:01.254 BEST LAP TIME : 2:01.254 DIFFERENCE : 0.000

LAP	SECTOR 1		SECTOR 2		SECTOR 3		LAP TIME		MPH	DIFF	TIME OF DAY
1 -	OUTLAP	74.7	52.303	114.1	44.251	120.9	2:28.733		71.86	27.479	12:18:24.094
2 -	41.140	96.2	48.664	117.5	43.458	***123.1***	2:13.262		80.20	12.008	12:20:37.356
3 -	39.068	105.5	44.793	109.2	41.387	122.0	2:05.248		85.33	3.994	12:22:42.604
4 -	38.908	111.4	44.657	124.2	40.372	121.7	2:03.937	**(3)**	86.23	2.683	12:24:46.541
5 -	***37.705***	***112.9***	***43.702***	124.9	***39.847***	121.5	***2:01.254***	**(1)**	***88.14***		***12:26:47.795***
6 -	38.365	107.5	44.992	121.3	44.121	121.3	2:07.478		83.84	6.224	12:28:55.273
7 -	37.840	112.5	43.754	***125.2***	40.708	122.6	2:02.302	**(2)**	87.39	1.048	12:30:57.575

P8 24 Classic Robin DAWE — Formula Vauxhall Lotus

IDEAL LAP TIME : 2:02.411 BEST LAP TIME : 2:02.696 DIFFERENCE : 0.285

LAP	SECTOR 1		SECTOR 2		SECTOR 3		LAP TIME		MPH	DIFF	TIME OF DAY
1 -	OUTLAP	94.7	50.755	106.8	49.113	123.3	2:32.938		69.88	30.242	12:18:21.480
2 -	42.931	106.1	46.853	122.0	42.084	***123.8***	2:11.868		81.05	9.172	12:20:33.348
3 -	40.646	109.2	46.162	110.0	41.031	122.2	2:07.839		83.60	5.143	12:22:41.187
4 -	40.170	107.2	45.915	124.9	41.531	123.1	2:07.616		83.75	4.920	12:24:48.803
5 -	39.364	111.4	***43.735***	125.4	40.200	122.9	2:03.299	**(2)**	86.68	0.603	12:26:52.102
6 -	38.804	112.0	45.837	125.9	41.691	121.7	2:06.332	**(3)**	84.60	3.636	12:28:58.434
7 -	***38.645***	***113.5***	44.020	***126.1***	***40.031***	121.7	***2:02.696***	**(1)**	***87.11***		***12:31:01.130***

P9 12 1800 Phil DAVIS — Van Diemen RF98

IDEAL LAP TIME : 2:04.465 BEST LAP TIME : 2:04.804 DIFFERENCE : 0.339

LAP	SECTOR 1		SECTOR 2		SECTOR 3		LAP TIME		MPH	DIFF	TIME OF DAY
1 -	OUTLAP	87.8	50.269	114.5	44.096	114.1	2:24.379		74.02	19.575	12:17:58.020
2 -	39.866	106.1	46.021	117.3	42.310	115.9	2:08.197		83.37	3.393	12:20:06.217
3 -	39.400	106.6	45.060	118.1	41.566	115.5	2:06.026		84.80	1.222	12:22:12.243
4 -	38.737	106.6	***44.474***	***118.3***	41.593	113.5	***2:04.804***	**(1)**	***85.63***		***12:24:17.047***
5 -	38.931	***107.8***	44.897	117.7	***41.298***	115.7	2:05.126	**(2)**	85.41	0.322	12:26:22.173
6 -	39.023	106.6	45.053	118.1	41.406	***116.1***	2:05.482		85.17	0.678	12:28:27.655
7 -	***38.693***	106.8	44.921	117.7	41.512	***116.1***	2:05.126	**(2)**	85.41	0.322	12:30:32.781

P10 26 2000 Bryn TOOTELL — Van Diemen RF01

IDEAL LAP TIME : 2:05.259 BEST LAP TIME : 2:05.259 DIFFERENCE : 0.000

LAP	SECTOR 1		SECTOR 2		SECTOR 3		LAP TIME		MPH	DIFF	TIME OF DAY
1 -	OUTLAP	77.9	59.037	88.7	53.670	91.6	2:48.694		63.35	43.435	12:18:36.955
2 -	53.841	86.7	56.054	85.9	51.079	102.1	2:40.974		66.39	35.715	12:21:17.929
3 -	47.429	84.7	50.539	93.5	46.580	107.2	2:24.548		73.94	19.289	12:23:42.477
4 -	44.263	98.5	48.960	98.3	44.389	111.4	2:17.612		77.66	12.353	12:26:00.089
5 -	41.854	101.9	46.132	112.7	42.645	112.7	2:10.631	**(3)**	81.81	5.372	12:28:10.720
6 -	40.448	105.0	45.152	112.7	41.383	113.7	2:06.983	**(2)**	84.16	1.724	12:30:17.703
7 -	***39.861***	***105.3***	***44.139***	***118.7***	***41.259***	***115.3***	***2:05.259***	**(1)**	***85.32***		***12:32:22.962***

P11 64 Classic Marcus SHEARD — Reynard 883

IDEAL LAP TIME : 2:09.156 BEST LAP TIME : 2:09.156 DIFFERENCE : 0.000

LAP	SECTOR 1		SECTOR 2		SECTOR 3		LAP TIME		MPH	DIFF	TIME OF DAY
1 -	OUTLAP	78.9	55.038	98.3	50.233	114.9	2:39.963		66.81	30.807	12:18:21.347
2 -	45.777	99.5	50.492	118.5	46.577	117.5	2:22.846		74.82	13.690	12:20:44.193
3 -	44.344	104.8	46.876	102.4	46.519	116.9	2:17.739		77.59	8.583	12:23:01.932
4 -	42.304	103.0	47.024	118.1	44.473	***118.5***	2:13.801		79.88	4.645	12:25:15.733
5 -	41.720	103.4	46.896	121.5	43.753	118.1	2:12.369	**(3)**	80.74	3.213	12:27:28.102
6 -	40.458	108.2	46.063	***123.8***	43.589	117.3	2:10.110	**(2)**	82.14	0.954	12:29:38.212
7 -	***39.951***	***110.0***	***45.681***	122.6	***43.524***	116.3	***2:09.156***	**(1)**	***82.75***		***12:31:47.368***

Weather / Track : Bright / Dry

Snetterton 300: 2.9689 miles
Date: 23/04/2022 Start: 12:15 Finish: 12:30

Monoposto Championship

QUALIFYING - RACE 8 - SECTOR ANALYSIS

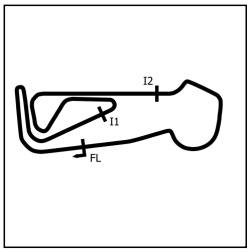

SECTOR 1 = FL to I1, SECTOR 2 = I1 to I2, SECTOR 3 = I2 to FL, DIFF = Difference To Personal Best Lap, P = Crossed Finish Line in Pit Lane, D = Time Disallowed

P12 14 2000 Robert SMITH — Dallara F395

IDEAL LAP TIME : 2:08.154 BEST LAP TIME : 2:09.566 DIFFERENCE : 1.412

LAP	SECTOR 1		SECTOR 2		SECTOR 3		LAP TIME	MPH	DIFF	TIME OF DAY
1 -	OUTLAP	86.1	54.872	115.1	50.056	122.9	2:40.323	66.66	30.757	12:18:19.430
2 -	44.651	99.8	52.498	126.1	45.623	124.7	2:22.772	74.86	13.206	12:20:42.202
3 -	43.239	110.3	47.831	118.7	44.383	124.5	2:15.453	78.90	5.887	12:22:57.655
4 -	40.922	112.0	46.240	127.5	***42.404***	***124.9***	***2:09.566*** **(1)**	***82.49***		***12:25:07.221***
5 -	40.349	***114.9***	47.261	127.3	42.464	***124.9***	2:10.074	82.16	0.508	12:27:17.295
6 -	40.617	114.3	***45.441***	127.3	43.773	123.3	2:09.831 **(3)**	82.32	0.265	12:29:27.126
7 -	***40.309***	113.1	46.404	***127.8***	43.101	124.0	2:09.814 **(2)**	82.33	0.248	12:31:36.940

P13 57 Classic Edward GUEST — Anson SA4

IDEAL LAP TIME : 2:09.843 BEST LAP TIME : 2:10.379 DIFFERENCE : 0.536

LAP	SECTOR 1		SECTOR 2		SECTOR 3		LAP TIME	MPH	DIFF	TIME OF DAY
1 -	OUTLAP	80.8	54.229	96.1	48.627	114.9	2:36.154	68.44	25.775	12:18:20.305
2 -	44.250	96.5	49.005	117.3	45.166	114.7	2:18.421	77.21	8.042	12:20:38.726
3 -	41.089	102.7	47.180	103.7	46.671	113.5	2:14.940	79.20	4.561	12:22:53.666
4 -	42.593	107.8	46.437	121.1	43.638	113.9	2:12.668	80.56	2.289	12:25:06.334
5 -	40.784	107.5	46.870	120.6	***42.725***	***115.7***	***2:10.379*** **(1)**	***81.97***		***12:27:16.713***
6 -	41.720	***108.7***	***46.378***	120.6	44.392	111.8	2:12.490 **(3)**	80.67	2.111	12:29:29.203
7 -	***40.740***	106.8	46.847	***121.3***	43.338	107.2	2:10.925 **(2)**	81.63	0.546	12:31:40.128

P14 19 Classic Nick CATANZARO — Formula Vauxhall Lotus

IDEAL LAP TIME : 2:10.612 BEST LAP TIME : 2:11.069 DIFFERENCE : 0.457

LAP	SECTOR 1		SECTOR 2		SECTOR 3		LAP TIME	MPH	DIFF	TIME OF DAY
1 -	OUTLAP	79.1	54.697	96.0	50.468	116.9	2:42.660	65.70	31.591	12:18:32.296
2 -	44.660	105.6	47.130	111.4	46.031	119.8	2:17.821	77.55	6.752	12:20:50.117
3 -	42.023	109.6	46.519	108.9	46.448	120.2	2:14.990	79.17	3.921	12:23:05.107
4 -	42.096	105.0	46.187	115.5	45.569	121.3	2:13.852	79.84	2.783	12:25:18.959
5 -	41.342	99.5	46.974	119.1	45.044	***122.2***	2:13.360 **(3)**	80.14	2.291	12:27:32.319
6 -	***41.245***	***111.1***	45.488	***122.4***	44.585	120.4	2:11.318 **(2)**	81.39	0.249	12:29:43.637
7 -	41.702	110.9	***45.018***	120.6	***44.349***	121.7	***2:11.069*** **(1)**	***81.54***		***12:31:54.706***

P15 7 1800 Geoff FERN — Mygale SJ10 Duratec

IDEAL LAP TIME : 2:11.703 BEST LAP TIME : 2:11.865 DIFFERENCE : 0.162

LAP	SECTOR 1		SECTOR 2		SECTOR 3		LAP TIME	MPH	DIFF	TIME OF DAY
1 -	OUTLAP	72.0	54.725	110.3	49.463	123.8	2:36.587	68.25	24.722	12:18:34.585
2 -	42.919	105.0	49.255	107.0	46.030	123.1	2:18.204	77.33	6.339	12:20:52.789
3 -	42.056	105.5	46.959	103.4	46.433	124.2	2:15.448	78.90	3.583	12:23:08.237
4 -	42.275	***107.2***	47.917	120.2	46.075	***124.5***	2:16.267	78.43	4.402	12:25:24.504
5 -	41.883	102.4	48.317	112.2	44.804	124.2	2:15.004 **(3)**	79.16	3.139	12:27:39.508
6 -	41.119	105.1	47.157	112.7	***44.121***	124.2	2:12.397 **(2)**	80.72	0.532	12:29:51.905
7 -	***41.070***	107.0	***46.512***	***121.3***	44.283	123.1	***2:11.865*** **(1)**	***81.05***		***12:32:03.770***

P16 25 Classic Jim SPENCER — Reynard 883

IDEAL LAP TIME : 2:12.411 BEST LAP TIME : 2:13.231 DIFFERENCE : 0.820

LAP	SECTOR 1		SECTOR 2		SECTOR 3		LAP TIME	MPH	DIFF	TIME OF DAY
1 -	OUTLAP	73.1	57.021	96.5	51.179	113.9	2:45.231	64.68	32.000	12:18:37.615
2 -	48.515	92.8	49.612	108.4	46.069	116.7	2:24.196 **(3)**	74.12	10.965	12:21:01.811
3 -	44.662	96.2	47.610	100.0	44.507	116.5	2:16.779 **(2)**	78.14	3.548	12:23:18.590
4 -	42.960	104.2	***46.895***	109.4	***43.376***	***117.7***	***2:13.231*** **(1)**	***80.22***		***12:25:31.821***

P17 52 2000 Phil CHAPPELL — Formula Ireland

IDEAL LAP TIME : 2:13.404 BEST LAP TIME : 2:14.707 DIFFERENCE : 1.303

LAP	SECTOR 1		SECTOR 2		SECTOR 3		LAP TIME	MPH	DIFF	TIME OF DAY
1 -	OUTLAP	73.1	53.965	110.5	45.837	111.1	2:30.759	70.89	16.052	12:18:27.579
2 -	44.163	99.4	48.028	110.9	44.808	***113.3***	2:16.999 **(3)**	78.01	2.292	12:20:44.578
3 -	43.184	***100.7***	***46.513***	***113.7***	45.010	112.5	***2:14.707*** **(1)**	***79.34***		***12:22:59.285***
4 -	***42.376***	100.4	47.935	111.2	***44.515***	112.9	2:14.826 **(2)**	79.27	0.119	12:25:14.111

Weather / Track : Bright / Dry

Snetterton 300: 2.9689 miles
Date: 23/04/2022 Start: 12:15 Finish: 12:30

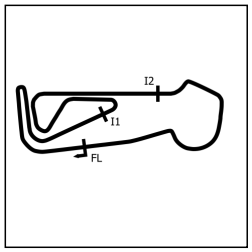

Monoposto Championship

QUALIFYING - RACE 8 - SECTOR ANALYSIS

SECTOR 1 = FL to I1, SECTOR 2 = I1 to I2, SECTOR 3 = I2 to FL, DIFF = Difference To Personal Best Lap, P = Crossed Finish Line in Pit Lane, D = Time Disallowed

P18 98 1800 Rodney TOFT Van Diemen RF82

IDEAL LAP TIME : 2:18.220 BEST LAP TIME : 2:18.751 DIFFERENCE : 0.531

LAP	SECTOR 1		SECTOR 2		SECTOR 3		LAP TIME	MPH	DIFF	TIME OF DAY
1 -	OUTLAP	86.3	52.576	105.1	48.508	108.9	2:31.603	70.50	12.852	12:18:10.386
2 -	44.155	98.3	50.542	108.5	47.733	***109.8***	2:22.430	75.04	3.679	12:20:32.816
3 -	43.651	93.9	49.710	110.1	46.284	109.6	2:19.645	76.53	0.894	12:22:52.461
4 -	43.931	100.0	49.962	110.0	46.561	106.5	2:20.454	76.09	1.703	12:25:12.915
5 -	43.045	99.2	***49.318***	110.3	46.510	108.2	2:18.873 **(2)**	76.96	0.122	12:27:31.788
6 -	44.085	100.4	49.590	***110.7***	***45.961***	108.0	2:19.636 **(3)**	76.54	0.885	12:29:51.424
7 -	***42.941***	***102.2***	49.524	110.5	46.286	108.5	***2:18.751*** **(1)**	***77.03***		***12:32:10.175***

P19 47 1800 David JONES Van Diemen RF82

IDEAL LAP TIME : 2:19.504 BEST LAP TIME : 2:19.680 DIFFERENCE : 0.176

LAP	SECTOR 1		SECTOR 2		SECTOR 3		LAP TIME	MPH	DIFF	TIME OF DAY
1 -	OUTLAP	71.3	56.754	101.6	52.141	107.2	2:42.956	65.58	23.276	12:18:43.326
2 -	48.446	82.4	53.016	106.1	49.981	107.5	2:31.443	70.57	11.763	12:21:14.769
3 -	47.347	99.8	50.471	101.6	47.532	109.1	2:25.350	73.53	5.670	12:23:40.119
4 -	45.164	***100.4***	***49.314***	107.3	47.627	110.3	2:22.105 **(3)**	75.21	2.425	12:26:02.224
5 -	45.144	97.2	50.471	***112.5***	***46.238***	110.0	2:21.853 **(2)**	75.34	2.173	12:28:24.077
6 -	***43.952***	94.2	49.423	109.2	46.305	***111.1***	***2:19.680*** **(1)**	***76.51***		***12:30:43.757***

P20 51 M1000 Adrian WRIGHT GEM AW3

IDEAL LAP TIME : 2:50.982 BEST LAP TIME : DIFFERENCE :

LAP	SECTOR 1		SECTOR 2		SECTOR 3		LAP TIME	MPH	DIFF	TIME OF DAY
1 -	OUTLAP	63.4	***1:03.188***	***90.6***	***57.028***	***106.3***	3:02.237	58.64		12:18:48.585

Weather / Track : Bright / Dry

Snetterton 300: 2.9689 miles
Date: 23/04/2022 Start: 12:15 Finish: 12:30

Monoposto Championship

QUALIFYING - RACE 8 - BEST SECTORS

	SECTOR 1			SECTOR 2			SECTOR 3			IDEAL / BEST COMPARISON					
POS	NO	NAME	TIME	NO	NAME	TIME	NO	NAME	TIME	POS	NO	NAME	IDEAL	BEST	DIFF
												PERFECT LAP	1:54.454		
1	224	O'BRIEN	36.051	89	BETTS	41.355	224	O'BRIEN	37.048	1	224	O'BRIEN	1:55.025	1:55.381	0.356
2	89	BETTS	36.244	224	O'BRIEN	41.926	77	DAVERS	38.585	2	89	BETTS	1:56.320	1:58.818	2.498
3	62	HEAVEY	36.969	62	HEAVEY	42.208	89	BETTS	38.721	3	62	HEAVEY	1:58.079	1:58.079	0.000
4	48	MCCOURT	37.136	48	MCCOURT	42.653	62	HEAVEY	38.902	4	77	DAVERS	1:58.742	1:58.742	0.000
5	77	DAVERS	37.266	56	WHEATLEY	42.778	48	MCCOURT	39.347	5	48	MCCOURT	1:59.136	2:00.248	1.112
6	56	WHEATLEY	37.407	77	DAVERS	42.891	56	WHEATLEY	39.712	6	56	WHEATLEY	1:59.897	1:59.897	0.000
7	32	CLARK	37.705	32	CLARK	43.702	32	CLARK	39.847	7	32	CLARK	2:01.254	2:01.254	0.000
8	24	DAWE	38.645	24	DAWE	43.735	24	DAWE	40.031	8	24	DAWE	2:02.411	2:02.696	0.285
9	12	DAVIS	38.693	26	TOOTELL	44.139	26	TOOTELL	41.259	9	12	DAVIS	2:04.465	2:04.804	0.339
10	26	TOOTELL	39.861	12	DAVIS	44.474	12	DAVIS	41.298	10	26	TOOTELL	2:05.259	2:05.259	0.000
11	64	SHEARD	39.951	19	CATANZARO	45.018	14	SMITH	42.404	11	14	SMITH	2:08.154	2:09.566	1.412
12	14	SMITH	40.309	14	SMITH	45.441	57	GUEST	42.725	12	64	SHEARD	2:09.156	2:09.156	0.000
13	57	GUEST	40.740	64	SHEARD	45.681	25	SPENCER	43.376	13	57	GUEST	2:09.843	2:10.379	0.536
14	7	FERN	41.070	57	GUEST	46.378	64	SHEARD	43.524	14	19	CATANZARO	2:10.612	2:11.069	0.457
15	19	CATANZARO	41.245	7	FERN	46.512	7	FERN	44.121	15	7	FERN	2:11.703	2:11.865	0.162
16	25	SPENCER	42.140	52	CHAPPELL	46.513	19	CATANZARO	44.349	16	25	SPENCER	2:12.411	2:13.231	0.820
17	52	CHAPPELL	42.376	25	SPENCER	46.895	52	CHAPPELL	44.515	17	52	CHAPPELL	2:13.404	2:14.707	1.303
18	98	TOFT	42.941	47	JONES	49.314	98	TOFT	45.961	18	98	TOFT	2:18.220	2:18.751	0.531
19	47	JONES	43.952	98	TOFT	49.318	47	JONES	46.238	19	47	JONES	2:19.504	2:19.680	0.176
20	51	WRIGHT	50.766	51	WRIGHT	1:03.188	51	WRIGHT	57.028	20	51	WRIGHT	2:50.982		

Weather / Track : Bright / Dry

Snetterton 300: 2.9689 miles
Date: 23/04/2022 Start: 12:15 Finish: 12:30

Results can be found at www.tsl-timing.com

Printed - 12:33 Saturday, 23 April 2022

Monoposto Championship

QUALIFYING - RACE 8 - BEST SPEEDS

	INTERMEDIATE 1			INTERMEDIATE 2			FINISH LINE		
POS	NO	NAME	MPH	NO	NAME	MPH	NO	NAME	MPH
1	**89**	BETTS	**118.7**	**89**	BETTS	**131.8**	**77**	DAVERS	**133.6**
2	**77**	DAVERS	**118.3**	**14**	SMITH	**127.8**	**89**	BETTS	**132.8**
3	**14**	SMITH	**114.9**	**24**	DAWE	**126.1**	**224**	O'BRIEN	**125.6**
4	**48**	MCCOURT	**113.5**	**224**	O'BRIEN	**125.4**	**14**	SMITH	**124.9**
5	**24**	DAWE	**113.5**	**77**	DAVERS	**125.4**	**7**	FERN	**124.5**
6	**224**	O'BRIEN	**113.3**	**32**	CLARK	**125.2**	**48**	MCCOURT	**124.0**
7	**62**	HEAVEY	**112.9**	**48**	MCCOURT	**123.8**	**24**	DAWE	**123.8**
8	**32**	CLARK	**112.9**	**64**	SHEARD	**123.8**	**62**	HEAVEY	**123.1**
9	**19**	CATANZARO	**111.1**	**62**	HEAVEY	**122.9**	**32**	CLARK	**123.1**
10	**56**	WHEATLEY	**110.0**	**19**	CATANZARO	**122.4**	**19**	CATANZARO	**122.2**
11	**64**	SHEARD	**110.0**	**57**	GUEST	**121.3**	**56**	WHEATLEY	**118.5**
12	**57**	GUEST	**108.7**	**7**	FERN	**121.3**	**64**	SHEARD	**118.5**
13	**12**	DAVIS	**107.8**	**56**	WHEATLEY	**120.2**	**25**	SPENCER	**117.7**
14	**7**	FERN	**107.2**	**26**	TOOTELL	**118.7**	**12**	DAVIS	**116.1**
15	**25**	SPENCER	**106.3**	**12**	DAVIS	**118.3**	**57**	GUEST	**115.7**
16	**26**	TOOTELL	**105.3**	**25**	SPENCER	**115.1**	**26**	TOOTELL	**115.3**
17	**98**	TOFT	**102.2**	**52**	CHAPPELL	**113.7**	**52**	CHAPPELL	**113.3**
18	**52**	CHAPPELL	**100.7**	**47**	JONES	**112.5**	**47**	JONES	**111.1**
19	**47**	JONES	**100.4**	**98**	TOFT	**110.7**	**98**	TOFT	**109.8**
20	**51**	WRIGHT	**76.5**	**51**	WRIGHT	**90.6**	**51**	WRIGHT	**106.3**

Weather / Track : Bright / Dry

Snetterton 300: 2.9689 miles
Date: 23/04/2022 Start: 12:15 Finish: 12:30

Results can be found at www.tsl-timing.com

Printed - 12:33 Saturday, 23 April 2022

Monoposto Championship

QUALIFYING - RACE 8 - STATISTICS

Competitors Started	20
Planned Start	2022-04-23 @ 12:25:00.000
Actual Start	2022-04-23 @ 12:15:26.417
Finish Time	2022-04-23 @ 12:30:27.571
Track Length	2.9689mi.
Total Laps	117
Total Distance Covered	347.3626mi.

Session Fastest Lap History

NO	CL	NAME	LAP TIME	TIME OF DAY	LAP	VEHICLE
224	M1000	**Karl O'BRIEN**	**1:55.999**	12:19:38.486	2	Leastone 1000
224	M1000	**Karl O'BRIEN**	**1:55.568**	12:21:34.055	3	Leastone 1000
224	M1000	**Karl O'BRIEN**	**1:55.381**	12:23:29.436	4	Leastone 1000

Flag History

TYPE	TIME OF DAY
GREEN	12:15:26.417
FINISH	12:30:27.571

Flag Statistics

TYPE	COUNT	TOTAL LAPS	TOTAL TIME
Green	1	8	17:16.890
Red	0	0	0.000
Safety Car	0	0	0.000
FCY	0	0	0.000

Weather / Track : Bright / Dry

Snetterton 300: 2.9689 miles
Date: 23/04/2022 Start: 12:15 Finish: 12:30

Monoposto Championship

QUALIFYING - RACE 8 - STATISTICS

CLASS : 1800

5 Starters

Fastest Lap History

NO	NAME	LAP TIME	TIME OF DAY	LAP	VEHICLE
12	**Phil DAVIS**	**2:08.197**	12:20:06.239	2	Van Diemen RF98
56	**Tom WHEATLEY**	**2:04.399**	12:20:12.008	2	Mygale SJ02
56	**Tom WHEATLEY**	**2:02.440**	12:22:14.447	3	Mygale SJ02
56	**Tom WHEATLEY**	**2:01.067**	12:26:28.958	5	Mygale SJ02
56	**Tom WHEATLEY**	**1:59.897**	12:28:28.854	6	Mygale SJ02

Weather / Track : Bright / Dry

Snetterton 300: 2.9689 miles
Date: 23/04/2022 Start: 12:15 Finish: 12:30

Monoposto Championship

QUALIFYING - RACE 8 - STATISTICS

CLASS : 2000

4 Starters

Fastest Lap History

NO	NAME	LAP TIME	TIME OF DAY	LAP	VEHICLE
32	**Terry CLARK**	**2:13.262**	12:20:37.365	2	Van Diemen RF00
32	**Terry CLARK**	**2:05.248**	12:22:42.614	3	Van Diemen RF00
32	**Terry CLARK**	**2:03.937**	12:24:46.551	4	Van Diemen RF00
32	**Terry CLARK**	**2:01.254**	12:26:47.805	5	Van Diemen RF00

Weather / Track : Bright / Dry

Snetterton 300: 2.9689 miles
Date: 23/04/2022 Start: 12:15 Finish: 12:30

Monoposto Championship

QUALIFYING - RACE 8 - STATISTICS

CLASS : Classic

5 Starters

Fastest Lap History

NO	NAME	LAP TIME	TIME OF DAY	LAP	VEHICLE
24	**Robin DAWE**	**2:11.868**	12:20:33.355	2	Formula Vauxhall Lotus
24	**Robin DAWE**	**2:07.839**	12:22:41.195	3	Formula Vauxhall Lotus
24	**Robin DAWE**	**2:07.616**	12:24:48.810	4	Formula Vauxhall Lotus
24	**Robin DAWE**	**2:03.299**	12:26:52.109	5	Formula Vauxhall Lotus
24	**Robin DAWE**	**2:02.696**	12:31:01.137	7	Formula Vauxhall Lotus

Weather / Track : Bright / Dry

Snetterton 300: 2.9689 miles
Date: 23/04/2022 Start: 12:15 Finish: 12:30

Monoposto Championship

QUALIFYING - RACE 8 - STATISTICS

CLASS : M1000

6 Starters

Fastest Lap History

NO	NAME	LAP TIME	TIME OF DAY	LAP	VEHICLE
224	**Karl O'BRIEN**	**1:55.999**	12:19:38.486	2	Leastone 1000
224	**Karl O'BRIEN**	**1:55.568**	12:21:34.055	3	Leastone 1000
224	**Karl O'BRIEN**	**1:55.381**	12:23:29.436	4	Leastone 1000

Weather / Track : Bright / Dry

Snetterton 300: 2.9689 miles
Date: 23/04/2022 Start: 12:15 Finish: 12:30

Monoposto Championship

RACE 8 - GRID (15 minutes) - AMENDED

			20	52 Phil CHAPPELL
ROW 10	19	51 Adrian WRIGHT		
			2:19.680	
			18	47 David JONES
	2:18.751			
ROW 9	17	98 Rodney TOFT		
			2:13.231	
			16	25 Jim SPENCER
	2:11.865			
ROW 8	15	7 Geoff FERN		
			2:11.069	
			14	19 Nick CATANZARO
	2:10.379			
ROW 7	13	57 Edward GUEST		
			2:09.566	
			12	14 Robert SMITH
	2:09.156			
ROW 6	11	64 Marcus SHEARD		
			2:05.259	
			10	26 Bryn TOOTELL
	2:04.804			
ROW 5	9	12 Phil DAVIS		
			2:02.696	
			8	24 Robin DAWE
	2:01.254			
ROW 4	7	32 Terry CLARK		
			2:00.248	
			6	48 Morgan MCCOURT
	1:59.897			
ROW 3	5	56 Tom WHEATLEY		
			1:58.818	
			4	89 Mark BETTS
	1:58.742			
ROW 2	3	77 Nigel DAVERS		
			1:58.079	
			2	62 David HEAVEY
	1:55.381			
ROW 1	1	224 Karl O'BRIEN		
		Pole		

Car 52 to start from the back of the grid - change of car.

Snetterton 300: 2.9689 miles

These results are provisional until the conclusion of any judicial and technical matters.

Clerk Of Course : Julian Floyd	Stewards :	Timekeeper : Nick Palmer

Monoposto Championship

RACE 8 - GRID (15 minutes)

ROW 10	19	47	David JONES	2:19.680
	20	51	Adrian WRIGHT	
ROW 9	17	52	Phil CHAPPELL	2:14.707
	18	98	Rodney TOFT	2:18.751
ROW 8	15	7	Geoff FERN	2:11.865
	16	25	Jim SPENCER	2:13.231
ROW 7	13	57	Edward GUEST	2:10.379
	14	19	Nick CATANZARO	2:11.069
ROW 6	11	64	Marcus SHEARD	2:09.156
	12	14	Robert SMITH	2:09.566
ROW 5	9	12	Phil DAVIS	2:04.804
	10	26	Bryn TOOTELL	2:05.259
ROW 4	7	32	Terry CLARK	2:01.254
	8	24	Robin DAWE	2:02.696
ROW 3	5	56	Tom WHEATLEY	1:59.897
	6	48	Morgan MCCOURT	2:00.248
ROW 2	3	77	Nigel DAVERS	1:58.742
	4	89	Mark BETTS	1:58.818
ROW 1	1	224	Karl O'BRIEN	1:55.381
	2	62	David HEAVEY	1:58.079

Pole

Snetterton 300: 2.9689 miles

These results are provisional until the conclusion of any judicial and technical matters.

Clerk Of Course : Julian Floyd	Stewards :	Timekeeper : Nick Palmer

Monoposto Championship

RACE 8 - CLASSIFICATION

POS	NO	CL	PIC	NAME	ENTRY	LAPS	TIME	GAP	DIFF	MPH	BEST	ON
1	**89**	M1000	1	Mark BETTS	Jedi Mk6	**8**	15:32.114			91.73	**1:53.422**	3
2	**224**	M1000	2	Karl O'BRIEN	Leastone 1000	**8**	15:32.946	**0.832**	0.832	91.65	**1:53.587**	7
3	**77**	M1000	3	Nigel DAVERS	Jedi Mk6	**8**	16:14.115	**42.001**	41.169	87.77	**1:58.622**	3
4	**48**	M1000	4	Morgan MCCOURT	Leastone 1000	**8**	16:28.669	**56.555**	14.554	86.48	**1:58.509**	3
5	**24**	Classic	1	Robin DAWE	Formula Vauxhall Lotus	**8**	16:31.408	**59.294**	2.739	86.24	**2:01.986**	8
6	**32**	2000	1	Terry CLARK	Van Diemen RF00	**8**	17:00.945	**1:28.831**	29.537	83.75	**2:02.599**	7
7	**12**	1800	1	Phil DAVIS	Van Diemen RF98	**8**	17:03.900	**1:31.786**	2.955	83.50	**2:04.507**	3
8	**14**	2000	2	Robert SMITH	Dallara F395	**8**	17:15.135	**1:43.021**	11.235	82.60	**2:04.324**	7
9	**7**	1800	2	Geoff FERN	Mygale SJ10 Duratec	**8**	17:34.346	**2:02.232**	19.211	81.09	**2:07.458**	7
10	**64**	Classic	2	Marcus SHEARD	Reynard 883	**8**	17:38.681	**2:06.567**	4.335	80.76	**2:07.803**	7
11	**25**	Classic	3	Jim SPENCER	Reynard 883	**7**	15:39.455	**1 Lap**	1 Lap	79.63	**2:08.179**	7
12	**56**	1800	3	Tom WHEATLEY	Mygale SJ02	**7**	15:43.761	**1 Lap**	4.306	79.27	**2:00.498**	7
13	**57**	Classic	4	Edward GUEST	Anson SA4	**7**	15:46.656	**1 Lap**	2.895	79.03	**2:08.667**	5
14	**19**	Classic	5	Nick CATANZARO	Formula Vauxhall Lotus	**7**	16:05.080	**1 Lap**	18.424	77.52	**2:14.163**	2
15	**98**	1800	4	Rodney TOFT	Van Diemen RF82	**7**	16:14.902	**1 Lap**	9.822	76.74	**2:16.447**	3
16	**52**	2000	3	Phil CHAPPELL	Formula Renault	**7**	16:37.921	**1 Lap**	23.019	74.97	**2:18.590**	7
17	**51**	M1000	5	Adrian WRIGHT	GEM AW3	**7**	16:45.118	**1 Lap**	7.197	74.43	**2:06.016**	7
18	**47**	1800	5	David JONES	Van Diemen RF82	**7**	17:08.505	**1 Lap**	23.387	72.74	**2:22.710**	7
				NOT CLASSIFIED								
DNF	**26**	2000		Bryn TOOTELL	Van Diemen RF01	**7**	14:53.708	**1 Lap**		83.71	**2:04.548**	3
DNF	**62**	M1000		David HEAVEY	Leastone 1000	**2**	4:03.324	**6 Laps**	5 Laps	87.85	**1:58.456**	2

FASTEST LAP

89	M1000	Mark BETTS	Jedi Mk6	**3**	1:53.422	94.23 mph	151.65 kph
56	1800	Tom WHEATLEY	Mygale SJ02	**7**	2:00.498	88.69 mph	142.74 kph
24	Classic	Robin DAWE	Formula Vauxhall Lotus	**8**	2:01.986	87.61 mph	141.00 kph
32	2000	Terry CLARK	Van Diemen RF00	**7**	2:02.599	87.17 mph	140.30 kph

Race Distance: 8 Laps / 23.75 miles
Snetterton 300: 2.9689 miles
Date: 23/04/2022 Start: 17:56 Finish: 18:12

Weather / Track : Bright / Dry

These results are provisional until the conclusion of any judicial and technical matters.

Clerk Of Course : Julian Floyd	Stewards :	Timekeeper : Nick Palmer

Results can be found at www.tsl-timing.com

Printed - 18:15 Saturday, 23 April 2022

Monoposto Championship

RACE 8 - LAP CHART

LAP 1 @ 17:58:45.407			
NO	BEHIND	LAP TIME	
224		2:03.010	
62	1.858	2:04.868	
89	2.583	2:05.593	
77	7.762	2:10.772	
24	9.222	2:12.232	
48	9.418	2:12.428	
26	12.889	2:15.899	
32	13.199	2:16.209	
12	14.087	2:17.097	
64	19.204	2:22.214	
14	20.222	2:23.232	
7	21.206	2:24.216	
19	24.747	2:27.757	
57	25.720	2:28.730	
98	26.823	2:29.833	
52	29.386	2:32.396	
25	30.278	2:33.288	
47	34.784	2:37.794	
51	1:13.603	3:16.613	
56	1:20.780	3:23.790	**P**

LAP 2 @ 18:00:41.510		
NO	BEHIND	LAP TIME
224		1:56.103
89	2.866	1:56.386
62	4.211	1:58.456
77	12.079	2:00.420
48	13.379	2:00.064
24	16.755	2:03.636
32	23.441	2:06.345
26	23.627	2:06.841
12	26.068	2:08.084
14	35.718	2:11.599
64	37.747	2:14.646
7	38.168	2:13.065
19	42.807	2:14.163
57	48.662	2:19.045
98	48.888	2:18.168
25	49.063	2:14.888
52	55.095	2:21.812
47	1:04.504	2:25.823
56	1:33.081	2:08.404
51	1:41.505	2:24.005

LAP 3 @ 18:02:36.570		
NO	BEHIND	LAP TIME
224		1:55.060
89	1.228	1:53.422
77	15.641	1:58.622
48	16.828	1:58.509
24	24.544	2:02.849
32	31.751	2:03.370
26	33.115	2:04.548
12	35.515	2:04.507
14	49.812	2:09.154
7	53.257	2:10.149
64	55.256	2:12.569
19	1:03.614	2:15.867
57	1:05.521	2:11.919
25	1:07.089	2:13.086
98	1:10.275	2:16.447
52	1:22.422	2:22.387
47	1:35.161	2:25.717
56	1:39.807	2:01.786

LAP 4 @ 18:04:34.791		
NO	BEHIND	LAP TIME
224		1:58.221
89	0.156	1:57.149
51	1 Lap	2:20.366
77	17.466	2:00.046
48	18.492	1:59.885
24	29.032	2:02.709
26	42.394	2:07.500
12	43.859	2:06.565
32	49.632	2:16.102
14	1:00.917	2:09.326
7	1:05.632	2:10.596
64	1:08.335	2:11.300
19	1:20.238	2:14.845
57	1:20.782	2:13.482
25	1:21.328	2:12.460
98	1:30.224	2:18.170
56	1:45.436	2:03.850
52	1:46.178	2:21.977

LAP 5 @ 18:06:30.852		
NO	BEHIND	LAP TIME
89		1:55.905
224	0.835	1:56.896
47	1 Lap	2:25.969
77	21.115	1:59.710
48	25.006	2:02.575
51	1 Lap	2:15.746
24	35.140	2:02.169
26	52.171	2:05.838
12	52.849	2:05.051
32	58.483	2:04.912
14	1:11.461	2:06.605
7	1:20.133	2:10.562
64	1:24.221	2:11.947
57	1:33.388	2:08.667
25	1:34.436	2:09.169
19	1:39.713	2:15.536
56	1:50.444	2:01.069
98	1:50.695	2:16.532

Weather / Track : Bright / Dry

Snetterton 300: 2.9689 miles
Date: 23/04/2022 Start: 17:56 Finish: 18:12

Monoposto Championship

RACE 8 - LAP CHART

LAP 6		@ 18:08:25.124
NO	BEHIND	LAP TIME
89		1:54.272
224	1.414	1:54.851
52	1 Lap	2:19.681
77	26.728	1:59.885
48	35.693	2:04.959
47	1 Lap	2:24.649
24	43.696	2:02.828
51	1 Lap	2:12.167
26	1:03.995	2:06.096
12	1:04.615	2:06.038
32	1:08.121	2:03.910
14	1:21.918	2:04.729
7	1:35.278	2:09.417
64	1:39.304	2:09.355
57	1:48.412	2:09.296
25	1:48.549	2:08.385

LAP 7		@ 18:10:19.495
NO	BEHIND	LAP TIME
89		1:54.371
224	0.630	1:53.587
56	1 Lap	2:04.364
19	1 Lap	2:18.792
98	1 Lap	2:17.889
77	33.628	2:01.271
52	1 Lap	2:21.078
48	44.764	2:03.442
24	52.324	2:02.999
51	1 Lap	2:10.205
47	1 Lap	2:25.843
32	1:16.349	2:02.599
26	1:16.610	2:06.986
12	1:16.983	2:06.739
14	1:31.871	2:04.324
7	1:48.365	2:07.458
64	1:52.736	2:07.803

LAP 8		@ 18:12:14.511
NO	BEHIND	LAP TIME
89		1:55.016
224	0.832	1:55.218
25	1 Lap	2:08.179
56	1 Lap	2:00.498
57	1 Lap	2:15.517
19	1 Lap	2:18.120
77	42.001	2:03.389
98	1 Lap	2:17.863
48	56.555	2:06.807
24	59.294	2:01.986
52	1 Lap	2:18.590
51	1 Lap	2:06.016
32	1:28.831	2:07.498
12	1:31.786	2:09.819
47	1 Lap	2:22.710
14	1:43.021	2:06.166
7	2:02.232	2:08.883
64	2:06.567	2:08.847

Weather / Track : Bright / Dry

Snetterton 300: 2.9689 miles
Date: 23/04/2022 Start: 17:56 Finish: 18:12

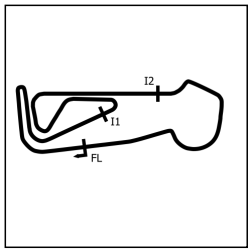

Monoposto Championship

RACE 8 - SECTOR ANALYSIS

SECTOR 1 = FL to I1, SECTOR 2 = I1 to I2, SECTOR 3 = I2 to FL, DIFF = Difference To Personal Best Lap, P = Crossed Finish Line in Pit Lane, D = Time Disallowed

P1 89 M1000 Mark BETTS — Jedi Mk6

IDEAL LAP TIME : 1:53.380 BEST LAP TIME : 1:53.422 DIFFERENCE : 0.042

LAP	SECTOR 1		SECTOR 2		SECTOR 3		LAP TIME		MPH	DIFF	TIME OF DAY
1 -		112.4	42.281	134.2	38.358	132.6	2:05.593		85.10	12.171	17:58:47.990
2 -	36.582	112.9	41.598	133.9	38.206	***133.6***	1:56.386		91.83	2.964	18:00:44.376
3 -	***35.425***	***122.6***	***40.791***	***136.1***	37.206	132.3	***1:53.422***	**(1)**	***94.23***		***18:02:37.798***
4 -	35.606	***122.6***	42.497	133.9	39.046	132.3	1:57.149		91.23	3.727	18:04:34.947
5 -	36.290	121.7	41.362	135.2	38.253	132.3	1:55.905		92.21	2.483	18:06:30.852
6 -	35.618	122.2	41.490	134.2	***37.164***	132.3	1:54.272	**(2)**	93.53	0.850	18:08:25.124
7 -	35.867	121.5	40.928	133.6	37.576	132.6	1:54.371	**(3)**	93.45	0.949	18:10:19.495
8 -	35.528	115.3	42.088	135.0	37.400	133.4	1:55.016		92.92	1.594	18:12:14.511

P2 224 M1000 Karl O'BRIEN — Leastone 1000

IDEAL LAP TIME : 1:53.512 BEST LAP TIME : 1:53.587 DIFFERENCE : 0.075

LAP	SECTOR 1		SECTOR 2		SECTOR 3		LAP TIME		MPH	DIFF	TIME OF DAY
1 -			42.618	126.1	37.344	124.2	2:03.010		86.88	9.423	17:58:45.407
2 -	36.803	112.9	42.027	125.4	37.273	124.0	1:56.103		92.05	2.516	18:00:41.510
3 -	36.300	111.4	41.673	126.8	37.087	124.0	1:55.060	**(3)**	92.89	1.473	18:02:36.570
4 -	36.330	113.9	43.391	126.8	38.500	123.8	1:58.221		90.40	4.634	18:04:34.791
5 -	37.277	112.9	41.976	125.4	37.643	124.2	1:56.896		91.43	3.309	18:06:31.687
6 -	36.004	114.1	41.800	126.6	***37.047***	124.9	1:54.851	**(2)**	93.06	1.264	18:08:26.538
7 -	35.734	114.1	***40.775***	***127.3***	37.078	***125.6***	***1:53.587***	**(1)**	***94.09***		***18:10:20.125***
8 -	***35.690***	***115.5***	42.368	126.8	37.160	***125.6***	1:55.218		92.76	1.631	18:12:15.343

P3 77 M1000 Nigel DAVERS — Jedi Mk6

IDEAL LAP TIME : 1:58.622 BEST LAP TIME : 1:58.622 DIFFERENCE : 0.000

LAP	SECTOR 1		SECTOR 2		SECTOR 3		LAP TIME		MPH	DIFF	TIME OF DAY
1 -		114.9	44.314	127.5	40.981	128.5	2:10.772		81.73	12.150	17:58:53.169
2 -	37.856	119.1	42.964	127.3	39.600	129.3	2:00.420		88.75	1.798	18:00:53.589
3 -	***36.972***	***119.4***	***42.663***	***129.3***	***38.987***	***129.5***	***1:58.622***	**(1)**	***90.10***		***18:02:52.211***
4 -	37.058	***119.4***	43.583	128.0	39.405	***129.5***	2:00.046		89.03	1.424	18:04:52.257
5 -	37.313	118.5	42.816	126.3	39.581	***129.5***	1:59.710	**(2)**	89.28	1.088	18:06:51.967
6 -	36.995	118.7	42.748	127.8	40.142	129.0	1:59.885	**(3)**	89.15	1.263	18:08:51.852
7 -	37.558	118.3	42.858	128.0	40.855	128.8	2:01.271		88.13	2.649	18:10:53.123
8 -	38.589	116.9	43.761	125.6	41.039	125.4	2:03.389		86.62	4.767	18:12:56.512

P4 48 M1000 Morgan MCCOURT — Leastone 1000

IDEAL LAP TIME : 1:58.080 BEST LAP TIME : 1:58.509 DIFFERENCE : 0.429

LAP	SECTOR 1		SECTOR 2		SECTOR 3		LAP TIME		MPH	DIFF	TIME OF DAY
1 -		102.2	44.972	118.7	40.485	***125.6***	2:12.428		80.70	13.919	17:58:54.825
2 -	37.997	115.1	42.882	124.9	***39.185***	124.7	2:00.064	**(3)**	89.01	1.555	18:00:54.889
3 -	37.198	115.9	***41.915***	***126.8***	39.396	124.7	***1:58.509***	**(1)**	***90.18***		***18:02:53.398***
4 -	***36.980***	115.5	42.964	125.9	39.941	124.9	1:59.885	**(2)**	89.15	1.376	18:04:53.283
5 -	37.326	***116.3***	42.601	122.0	42.648	122.6	2:02.575		87.19	4.066	18:06:55.858
6 -	37.393	112.2	43.030	122.6	44.536	115.1	2:04.959		85.53	6.450	18:09:00.817
7 -	38.327	111.8	43.211	121.3	41.904	112.9	2:03.442		86.58	4.933	18:11:04.259
8 -	41.010	104.0	44.308	117.1	41.489	115.9	2:06.807		84.28	8.298	18:13:11.066

P5 24 Classic Robin DAWE — Formula Vauxhall Lotus

IDEAL LAP TIME : 2:01.573 BEST LAP TIME : 2:01.986 DIFFERENCE : 0.413

LAP	SECTOR 1		SECTOR 2		SECTOR 3		LAP TIME		MPH	DIFF	TIME OF DAY
1 -		113.1	44.911	126.3	40.663	123.1	2:12.232		80.82	10.246	17:58:54.629
2 -	39.338	113.5	43.705	126.3	40.593	123.5	2:03.636		86.44	1.650	18:00:58.265
3 -	***38.432***	113.7	43.924	***128.3***	40.493	122.9	2:02.849		87.00	0.863	18:03:01.114
4 -	38.726	***114.5***	43.927	127.8	40.056	123.1	2:02.709	**(3)**	87.10	0.723	18:05:03.823
5 -	38.645	113.5	***43.395***	127.8	40.129	123.8	2:02.169	**(2)**	87.48	0.183	18:07:05.992
6 -	38.441	113.3	43.459	126.3	40.928	123.3	2:02.828		87.01	0.842	18:09:08.820
7 -	39.034	111.1	43.535	127.8	40.430	123.1	2:02.999		86.89	1.013	18:11:11.819
8 -	38.728	113.1	43.512	128.0	***39.746***	***124.2***	***2:01.986***	**(1)**	***87.61***		***18:13:13.805***

Weather / Track : Bright / Dry

Snetterton 300: 2.9689 miles
Date: 23/04/2022 Start: 17:56 Finish: 18:12

Monoposto Championship

RACE 8 - SECTOR ANALYSIS

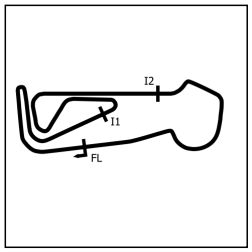

SECTOR 1 = FL to I1, SECTOR 2 = I1 to I2, SECTOR 3 = I2 to FL, DIFF = Difference To Personal Best Lap, P = Crossed Finish Line in Pit Lane, D = Time Disallowed

P6 32 2000 Terry CLARK — Van Diemen RF00

IDEAL LAP TIME : 2:02.019 BEST LAP TIME : 2:02.599 DIFFERENCE : 0.580

LAP	SECTOR 1		SECTOR 2		SECTOR 3		LAP TIME	MPH	DIFF	TIME OF DAY
1 -		108.9	45.604	120.0	42.361	122.2	2:16.209	78.46	13.610	17:58:58.606
2 -	40.925	110.0	44.468	119.1	40.952	121.3	2:06.345	84.59	3.746	18:01:04.951
3 -	38.555	110.5	44.654	128.0	***40.161***	121.7	2:03.370 **(2)**	86.63	0.771	18:03:08.321
4 -	38.365	111.6	55.007	121.3	42.730	121.3	2:16.102	78.52	13.503	18:05:24.423
5 -	38.931	108.0	45.515	126.6	40.466	122.6	2:04.912	85.56	2.313	18:07:29.335
6 -	38.438	112.4	44.695	125.9	40.777	***122.9***	2:03.910 **(3)**	86.25	1.311	18:09:33.245
7 -	***38.085***	***113.9***	***43.773***	***128.3***	40.741	122.4	***2:02.599*** **(1)**	***87.17***		***18:11:35.844***
8 -	38.820	106.6	46.232	126.1	42.446	121.3	2:07.498	83.82	4.899	18:13:43.342

P7 12 1800 Phil DAVIS — Van Diemen RF98

IDEAL LAP TIME : 2:04.038 BEST LAP TIME : 2:04.507 DIFFERENCE : 0.469

LAP	SECTOR 1		SECTOR 2		SECTOR 3		LAP TIME	MPH	DIFF	TIME OF DAY
1 -		108.2	45.495	119.1	43.736	115.5	2:17.097	77.95	12.590	17:58:59.494
2 -	40.706	107.8	45.806	119.4	41.572	115.1	2:08.084	83.44	3.577	18:01:07.578
3 -	***38.853***	108.2	44.858	120.4	***40.796***	115.7	***2:04.507*** **(1)**	***85.84***		***18:03:12.085***
4 -	39.544	105.5	45.574	119.6	41.447	115.5	2:06.565	84.44	2.058	18:05:18.650
5 -	39.037	108.2	44.672	120.2	41.342	***116.3***	2:05.051 **(2)**	85.46	0.544	18:07:23.701
6 -	39.714	***108.5***	44.617	119.1	41.707	115.9	2:06.038 **(3)**	84.80	1.531	18:09:29.739
7 -	39.745	108.0	***44.389***	***121.1***	42.605	113.1	2:06.739	84.33	2.232	18:11:36.478
8 -	42.489	99.5	45.909	119.6	41.421	115.1	2:09.819	82.33	5.312	18:13:46.297

P8 14 2000 Robert SMITH — Dallara F395

IDEAL LAP TIME : 2:04.123 BEST LAP TIME : 2:04.324 DIFFERENCE : 0.201

LAP	SECTOR 1		SECTOR 2		SECTOR 3		LAP TIME	MPH	DIFF	TIME OF DAY
1 -		110.0	47.414	127.5	44.513	122.0	2:23.232	74.62	18.908	17:59:05.629
2 -	41.574	110.9	46.222	129.5	43.803	122.9	2:11.599	81.21	7.275	18:01:17.228
3 -	40.979	112.4	45.217	129.8	42.958	123.5	2:09.154	82.75	4.830	18:03:26.382
4 -	40.744	112.2	45.734	129.3	42.848	123.8	2:09.326	82.64	5.002	18:05:35.708
5 -	40.285	112.9	44.519	129.0	41.801	123.8	2:06.605	84.42	2.281	18:07:42.313
6 -	39.222	113.9	44.219	128.0	***41.288***	124.5	2:04.729 **(2)**	85.69	0.405	18:09:47.042
7 -	***38.992***	***115.1***	***43.843***	***130.0***	41.489	***124.7***	***2:04.324*** **(1)**	***85.96***		***18:11:51.366***
8 -	39.823	114.1	44.395	128.8	41.948	124.0	2:06.166 **(3)**	84.71	1.842	18:13:57.532

P9 7 1800 Geoff FERN — Mygale SJ10 Duratec

IDEAL LAP TIME : 2:07.458 BEST LAP TIME : 2:07.458 DIFFERENCE : 0.000

LAP	SECTOR 1		SECTOR 2		SECTOR 3		LAP TIME	MPH	DIFF	TIME OF DAY
1 -		98.5	47.355	117.1	44.306	121.1	2:24.216	74.11	16.758	17:59:06.613
2 -	41.142	104.5	46.332	117.9	45.591	122.9	2:13.065	80.32	5.607	18:01:19.678
3 -	41.216	108.0	45.559	122.0	43.374	122.6	2:10.149	82.12	2.691	18:03:29.827
4 -	41.240	110.3	45.914	122.9	43.442	122.4	2:10.596	81.84	3.138	18:05:40.423
5 -	40.556	110.5	46.191	118.5	43.815	122.9	2:10.562	81.86	3.104	18:07:50.985
6 -	40.030	110.5	45.953	120.9	43.434	123.1	2:09.417 **(3)**	82.58	1.959	18:10:00.402
7 -	***39.661***	***112.5***	***44.942***	125.2	***42.855***	***123.8***	***2:07.458*** **(1)**	***83.85***		***18:12:07.860***
8 -	40.096	109.8	45.149	***125.6***	43.638	123.1	2:08.883 **(2)**	82.92	1.425	18:14:16.743

P10 64 Classic Marcus SHEARD — Reynard 883

IDEAL LAP TIME : 2:07.803 BEST LAP TIME : 2:07.803 DIFFERENCE : 0.000

LAP	SECTOR 1		SECTOR 2		SECTOR 3		LAP TIME	MPH	DIFF	TIME OF DAY
1 -		106.8	46.797	114.1	45.708	114.1	2:22.214	75.15	14.411	17:59:04.611
2 -	41.329	106.6	46.716	121.5	46.601	115.7	2:14.646	79.37	6.843	18:01:19.257
3 -	41.263	111.2	46.294	121.5	45.012	116.5	2:12.569	80.62	4.766	18:03:31.826
4 -	41.170	109.4	46.626	123.3	43.504	116.5	2:11.300	81.40	3.497	18:05:43.126
5 -	41.785	99.8	46.225	124.0	43.937	***117.1***	2:11.947	81.00	4.144	18:07:55.073
6 -	40.513	108.4	45.922	122.6	42.920	116.7	2:09.355 **(3)**	82.62	1.552	18:10:04.428
7 -	***39.823***	***111.8***	***45.246***	***124.5***	***42.734***	116.7	***2:07.803*** **(1)**	***83.62***		***18:12:12.231***
8 -	40.203	111.2	45.426	123.5	43.218	111.6	2:08.847 **(2)**	82.95	1.044	18:14:21.078

Weather / Track : Bright / Dry

Snetterton 300: 2.9689 miles
Date: 23/04/2022 Start: 17:56 Finish: 18:12

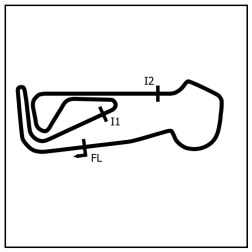

Monoposto Championship

RACE 8 - SECTOR ANALYSIS

SECTOR 1 = FL to I1, SECTOR 2 = I1 to I2, SECTOR 3 = I2 to FL, DIFF = Difference To Personal Best Lap, P = Crossed Finish Line in Pit Lane, D = Time Disallowed

P11 25 Classic Jim SPENCER — Reynard 883

IDEAL LAP TIME : 2:07.026 BEST LAP TIME : 2:08.179 DIFFERENCE : 1.153

LAP	SECTOR 1		SECTOR 2		SECTOR 3		LAP TIME		MPH	DIFF	TIME OF DAY
1 -		91.0	50.489	115.7	45.014	***116.5***	2:33.288		69.72	25.109	17:59:15.685
2 -	43.580	98.5	46.799	115.3	44.509	108.5	2:14.888		79.23	6.709	18:01:30.573
3 -	42.985	***107.7***	47.557	118.9	42.544	114.7	2:13.086		80.30	4.907	18:03:43.659
4 -	41.266	106.8	45.928	115.9	45.266	115.9	2:12.460		80.68	4.281	18:05:56.119
5 -	41.178	***107.7***	46.030	118.7	41.961	116.3	2:09.169	**(3)**	82.74	0.990	18:08:05.288
6 -	***40.336***	106.8	***45.107***	***119.8***	42.942	116.3	2:08.385	**(2)**	83.25	0.206	18:10:13.673
7 -	41.374	106.6	45.222	119.1	***41.583***	116.1	***2:08.179***	**(1)**	***83.38***		***18:12:21.852***

P12 56 1800 Tom WHEATLEY — Mygale SJ02

IDEAL LAP TIME : 1:59.991 BEST LAP TIME : 2:00.498 DIFFERENCE : 0.507

LAP	SECTOR 1		SECTOR 2		SECTOR 3		LAP TIME		MPH	DIFF	TIME OF DAY
1 -					IN PIT		3:23.790	**P**	52.44	1:23.292	18:00:06.187
2 -	OUTLAP	106.8	44.180	119.1	40.268	115.1	2:08.404		83.23	7.906	18:02:14.591
3 -	38.573	109.2	43.504	119.8	***39.709***	115.5	2:01.786	**(3)**	87.76	1.288	18:04:16.377
4 -	39.847	107.7	43.127	120.6	40.876	115.7	2:03.850		86.29	3.352	18:06:20.227
5 -	37.670	***110.1***	42.827	120.4	40.572	114.7	2:01.069	**(2)**	88.28	0.571	18:08:21.296
6 -	37.616	108.4	44.730	110.5	42.018	***116.5***	2:04.364		85.94	3.866	18:10:25.660
7 -	***37.576***	109.1	***42.706***	***121.7***	40.216	115.9	***2:00.498***	**(1)**	***88.69***		***18:12:26.158***

P13 57 Classic Edward GUEST — Anson SA4

IDEAL LAP TIME : 2:08.378 BEST LAP TIME : 2:08.667 DIFFERENCE : 0.289

LAP	SECTOR 1		SECTOR 2		SECTOR 3		LAP TIME		MPH	DIFF	TIME OF DAY
1 -		94.9	47.717	120.4	46.554	115.7	2:28.730		71.86	20.063	17:59:11.127
2 -	41.352	108.0	46.617	116.9	51.076	107.5	2:19.045		76.86	10.378	18:01:30.172
3 -	41.846	108.5	46.438	122.9	43.635	104.3	2:11.919	**(3)**	81.02	3.252	18:03:42.091
4 -	40.877	107.7	47.336	119.8	45.269	***115.9***	2:13.482		80.07	4.815	18:05:55.573
5 -	40.580	***110.0***	***45.409***	***123.1***	***42.678***	114.9	***2:08.667***	**(1)**	***83.06***		***18:08:04.240***
6 -	***40.291***	109.6	45.644	***123.1***	43.361	114.7	2:09.296	**(2)**	82.66	0.629	18:10:13.536
7 -	41.470	106.3	48.944	122.9	45.103	110.5	2:15.517		78.86	6.850	18:12:29.053

P14 19 Classic Nick CATANZARO — Formula Vauxhall Lotus

IDEAL LAP TIME : 2:12.543 BEST LAP TIME : 2:14.163 DIFFERENCE : 1.620

LAP	SECTOR 1		SECTOR 2		SECTOR 3		LAP TIME		MPH	DIFF	TIME OF DAY
1 -		96.5	48.251	99.7	46.417	***120.9***	2:27.757		72.33	13.594	17:59:10.154
2 -	41.546	104.3	***46.692***	102.2	45.925	119.8	***2:14.163***	**(1)**	***79.66***		***18:01:24.317***
3 -	42.335	101.8	47.551	109.8	45.981	119.8	2:15.867		78.66	1.704	18:03:40.184
4 -	41.926	104.8	47.667	***115.5***	***45.252***	120.0	2:14.845	**(2)**	79.26	0.682	18:05:55.029
5 -	***40.599***	***108.4***	48.257	109.2	46.680	116.5	2:15.536	**(3)**	78.85	1.373	18:08:10.565
6 -	43.072	101.5	48.748	109.1	46.972	116.9	2:18.792		77.00	4.629	18:10:29.357
7 -	42.201	105.0	48.369	114.1	47.550	***120.9***	2:18.120		77.38	3.957	18:12:47.477

P15 98 1800 Rodney TOFT — Van Diemen RF82

IDEAL LAP TIME : 2:15.829 BEST LAP TIME : 2:16.447 DIFFERENCE : 0.618

LAP	SECTOR 1		SECTOR 2		SECTOR 3		LAP TIME		MPH	DIFF	TIME OF DAY
1 -		94.9	48.686	110.9	47.176	***109.4***	2:29.833		71.33	13.386	17:59:12.230
2 -	42.952	100.1	48.261	110.7	46.955	107.0	2:18.168		77.35	1.721	18:01:30.398
3 -	42.819	***102.7***	48.132	***113.3***	***45.496***	108.5	***2:16.447***	**(1)**	***78.33***		***18:03:46.845***
4 -	43.068	99.4	48.527	112.7	46.575	108.0	2:18.170		77.35	1.723	18:06:05.015
5 -	42.556	100.9	***47.826***	111.8	46.150	108.9	2:16.532	**(2)**	78.28	0.085	18:08:21.547
6 -	43.368	100.4	48.022	112.7	46.499	108.4	2:17.889		77.51	1.442	18:10:39.436
7 -	***42.507***	101.0	48.612	112.5	46.744	108.4	2:17.863	**(3)**	77.52	1.416	18:12:57.299

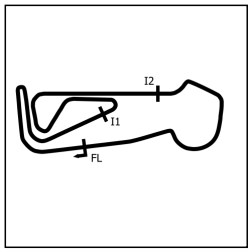

Monoposto Championship

RACE 8 - SECTOR ANALYSIS

SECTOR 1 = FL to I1, SECTOR 2 = I1 to I2, SECTOR 3 = I2 to FL, DIFF = Difference To Personal Best Lap, P = Crossed Finish Line in Pit Lane, D = Time Disallowed

P16 52 2000 Phil CHAPPELL — Formula Renault

IDEAL LAP TIME : 2:17.813 BEST LAP TIME : 2:18.590 DIFFERENCE : 0.777

LAP	SECTOR 1		SECTOR 2		SECTOR 3		LAP TIME	MPH	DIFF	TIME OF DAY
1 -		97.6	48.649	113.1	47.819	107.8	2:32.396	70.13	13.806	17:59:14.793
2 -	44.478	97.3	49.988	***114.1***	47.346	***108.9***	2:21.812	75.36	3.222	18:01:36.605
3 -	45.234	96.6	49.112	113.3	48.041	107.8	2:22.387	75.06	3.797	18:03:58.992
4 -	44.834	97.9	49.455	112.9	47.688	108.4	2:21.977	75.28	3.387	18:06:20.969
5 -	***43.541***	***98.8***	49.611	112.9	46.529	107.8	2:19.681 **(2)**	76.51	1.091	18:08:40.650
6 -	44.739	96.8	***48.348***	113.9	47.991	108.5	2:21.078 **(3)**	75.76	2.488	18:11:01.728
7 -	44.060	97.2	48.606	***114.1***	***45.924***	108.7	***2:18.590*** **(1)**	***77.12***		***18:13:20.318***

P17 51 M1000 Adrian WRIGHT — GEM AW3

IDEAL LAP TIME : 2:06.016 BEST LAP TIME : 2:06.016 DIFFERENCE : 0.000

LAP	SECTOR 1		SECTOR 2		SECTOR 3		LAP TIME	MPH	DIFF	TIME OF DAY
1 -		96.8	52.880	112.4	51.491	122.4	3:16.613	54.36	1:10.597	17:59:59.010
2 -	45.410	93.5	50.538	108.7	48.057	120.6	2:24.005	74.22	17.989	18:02:23.015
3 -	43.153	101.2	49.018	116.3	48.195	118.9	2:20.366	76.14	14.350	18:04:43.381
4 -	41.664	106.3	47.079	118.7	47.003	120.9	2:15.746	78.73	9.730	18:06:59.127
5 -	41.331	91.9	46.813	118.7	44.023	122.4	2:12.167 **(3)**	80.86	6.151	18:09:11.294
6 -	40.073	101.3	46.906	***120.2***	43.226	119.8	2:10.205 **(2)**	82.08	4.189	18:11:21.499
7 -	***38.851***	***107.3***	***44.011***	118.5	***43.154***	***123.5***	***2:06.016*** **(1)**	***84.81***		***18:13:27.515***

P18 47 1800 David JONES — Van Diemen RF82

IDEAL LAP TIME : 2:21.640 BEST LAP TIME : 2:22.710 DIFFERENCE : 1.070

LAP	SECTOR 1		SECTOR 2		SECTOR 3		LAP TIME	MPH	DIFF	TIME OF DAY
1 -		87.6	51.027	105.8	49.413	108.2	2:37.794	67.73	15.084	17:59:20.191
2 -	46.926	92.3	50.471	***113.5***	48.426	106.1	2:25.823	73.29	3.113	18:01:46.014
3 -	46.151	96.6	50.737	103.0	48.829	108.4	2:25.717 **(3)**	73.34	3.007	18:04:11.731
4 -	46.394	97.2	50.513	108.0	49.062	106.8	2:25.969	73.22	3.259	18:06:37.700
5 -	***45.354***	***101.6***	***50.007***	105.3	49.288	108.9	2:24.649 **(2)**	73.88	1.939	18:09:02.349
6 -	46.041	86.4	51.051	95.3	48.751	106.8	2:25.843	73.28	3.133	18:11:28.192
7 -	46.193	99.2	50.238	112.5	***46.279***	***109.1***	***2:22.710*** **(1)**	***74.89***		***18:13:50.902***

P19 26 2000 Bryn TOOTELL — Van Diemen RF01

IDEAL LAP TIME : 2:04.364 BEST LAP TIME : 2:04.548 DIFFERENCE : 0.184

LAP	SECTOR 1		SECTOR 2		SECTOR 3		LAP TIME	MPH	DIFF	TIME OF DAY
1 -		108.5	44.898	119.8	42.496	112.4	2:15.899	78.64	11.351	17:58:58.296
2 -	40.504	106.6	44.874	117.7	41.463	113.7	2:06.841	84.26	2.293	18:01:05.137
3 -	***39.556***	108.4	44.112	***122.0***	***40.880***	***115.3***	***2:04.548*** **(1)**	***85.81***		***18:03:09.685***
4 -	41.012	100.4	44.811	115.5	41.677	108.0	2:07.500	83.82	2.952	18:05:17.185
5 -	40.446	***110.3***	***43.928***	114.1	41.464	108.7	2:05.838 **(2)**	84.93	1.290	18:07:23.023
6 -	39.760	103.4	44.236	111.8	42.100	108.5	2:06.096 **(3)**	84.76	1.548	18:09:29.119
7 -	39.802	102.6	44.883	109.8	42.301	115.1	2:06.986	84.16	2.438	18:11:36.105

P20 62 M1000 David HEAVEY — Leastone 1000

IDEAL LAP TIME : 1:57.775 BEST LAP TIME : 1:58.456 DIFFERENCE : 0.681

LAP	SECTOR 1		SECTOR 2		SECTOR 3		LAP TIME	MPH	DIFF	TIME OF DAY
1 -		102.6	42.830	***125.4***	***38.620***	122.4	2:04.868 **(2)**	85.59	6.412	17:58:47.265
2 -	***36.922***	***113.1***	***42.233***	124.0	39.301	***123.8***	***1:58.456*** **(1)**	***90.22***		***18:00:45.721***

Weather / Track : Bright / Dry

Snetterton 300: 2.9689 miles
Date: 23/04/2022 Start: 17:56 Finish: 18:12

Monoposto Championship

RACE 8 - BEST SECTORS

SECTOR 1				SECTOR 2				SECTOR 3			
POS	NO	NAME	TIME	NO	NAME	TIME	POS	NO	NAME	TIME	POS
1	89	BETTS	35.425	224	O'BRIEN	40.775	1	224	O'BRIEN	37.047	1
2	224	O'BRIEN	35.690	89	BETTS	40.791	2	89	BETTS	37.164	2
3	62	HEAVEY	36.922	48	MCCOURT	41.915	3	62	HEAVEY	38.620	3
4	77	DAVERS	36.972	62	HEAVEY	42.233	4	77	DAVERS	38.987	4
5	48	MCCOURT	36.980	77	DAVERS	42.663	5	48	MCCOURT	39.185	5
6	56	WHEATLEY	37.576	56	WHEATLEY	42.706	6	56	WHEATLEY	39.709	6
7	32	CLARK	38.085	24	DAWE	43.395	7	24	DAWE	39.746	7
8	24	DAWE	38.432	32	CLARK	43.773	8	32	CLARK	40.161	8
9	51	WRIGHT	38.851	14	SMITH	43.843	9	12	DAVIS	40.796	9
10	12	DAVIS	38.853	26	TOOTELL	43.928	10	26	TOOTELL	40.880	10
11	14	SMITH	38.992	51	WRIGHT	44.011	11	14	SMITH	41.288	11
12	26	TOOTELL	39.556	12	DAVIS	44.389	12	25	SPENCER	41.583	12
13	7	FERN	39.661	7	FERN	44.942	13	57	GUEST	42.678	13
14	64	SHEARD	39.823	25	SPENCER	45.107	14	64	SHEARD	42.734	14
15	57	GUEST	40.291	64	SHEARD	45.246	15	7	FERN	42.855	15
16	25	SPENCER	40.336	57	GUEST	45.409	16	51	WRIGHT	43.154	16
17	19	CATANZARO	40.599	19	CATANZARO	46.692	17	19	CATANZARO	45.252	17
18	98	TOFT	42.507	98	TOFT	47.826	18	98	TOFT	45.496	18
19	52	CHAPPELL	43.541	52	CHAPPELL	48.348	19	52	CHAPPELL	45.924	19
20	47	JONES	45.354	47	JONES	50.007	20	47	JONES	46.279	20

IDEAL / BEST COMPARISON					
POS	NO	NAME	IDEAL	BEST	DIFF
		PERFECT LAP	1:53.247		
1	89	BETTS	1:53.380	1:53.422	0.042
2	224	O'BRIEN	1:53.512	1:53.587	0.075
3	62	HEAVEY	1:57.775	1:58.456	0.681
4	48	MCCOURT	1:58.080	1:58.509	0.429
5	77	DAVERS	1:58.622	1:58.622	0.000
6	56	WHEATLEY	1:59.991	2:00.498	0.507
7	24	DAWE	2:01.573	2:01.986	0.413
8	32	CLARK	2:02.019	2:02.599	0.580
9	12	DAVIS	2:04.038	2:04.507	0.469
10	14	SMITH	2:04.123	2:04.324	0.201
11	26	TOOTELL	2:04.364	2:04.548	0.184
12	51	WRIGHT	2:06.016	2:06.016	0.000
13	25	SPENCER	2:07.026	2:08.179	1.153
14	7	FERN	2:07.458	2:07.458	0.000
15	64	SHEARD	2:07.803	2:07.803	0.000
16	57	GUEST	2:08.378	2:08.667	0.289
17	19	CATANZARO	2:12.543	2:14.163	1.620
18	98	TOFT	2:15.829	2:16.447	0.618
19	52	CHAPPELL	2:17.813	2:18.590	0.777
20	47	JONES	2:21.640	2:22.710	1.070

Weather / Track : Bright / Dry

Snetterton 300: 2.9689 miles
Date: 23/04/2022 Start: 17:56 Finish: 18:12

Results can be found at www.tsl-timing.com

Printed - 18:15 Saturday, 23 April 2022

Monoposto Championship

RACE 8 - BEST SPEEDS

	INTERMEDIATE 1			INTERMEDIATE 2			FINISH LINE		
POS	NO	NAME	MPH	NO	NAME	MPH	NO	NAME	MPH
1	89	BETTS	122.6	89	BETTS	136.1	89	BETTS	133.6
2	77	DAVERS	119.4	14	SMITH	130.0	77	DAVERS	129.5
3	48	MCCOURT	116.3	77	DAVERS	129.3	224	O'BRIEN	125.6
4	224	O'BRIEN	115.5	24	DAWE	128.3	48	MCCOURT	125.6
5	14	SMITH	115.1	32	CLARK	128.3	14	SMITH	124.7
6	24	DAWE	114.5	224	O'BRIEN	127.3	24	DAWE	124.2
7	32	CLARK	113.9	48	MCCOURT	126.8	7	FERN	123.8
8	62	HEAVEY	113.1	7	FERN	125.6	62	HEAVEY	123.8
9	7	FERN	112.5	62	HEAVEY	125.4	51	WRIGHT	123.5
10	64	SHEARD	111.8	64	SHEARD	124.5	32	CLARK	122.9
11	26	TOOTELL	110.3	57	GUEST	123.1	19	CATANZARO	120.9
12	56	WHEATLEY	110.1	26	TOOTELL	122.0	64	SHEARD	117.1
13	57	GUEST	110.0	56	WHEATLEY	121.7	25	SPENCER	116.5
14	12	DAVIS	108.5	12	DAVIS	121.1	56	WHEATLEY	116.5
15	19	CATANZARO	108.4	51	WRIGHT	120.2	12	DAVIS	116.3
16	25	SPENCER	107.7	25	SPENCER	119.8	57	GUEST	115.9
17	51	WRIGHT	107.3	19	CATANZARO	115.5	26	TOOTELL	115.3
18	98	TOFT	102.7	52	CHAPPELL	114.1	98	TOFT	109.4
19	47	JONES	101.6	47	JONES	113.5	47	JONES	109.1
20	52	CHAPPELL	98.8	98	TOFT	113.3	52	CHAPPELL	108.9

Weather / Track : Bright / Dry

Snetterton 300: 2.9689 miles
Date: 23/04/2022 Start: 17:56 Finish: 18:12

Results can be found at www.tsl-timing.com

Printed - 18:15 Saturday, 23 April 2022

Monoposto Championship

RACE 8 - STATISTICS

Competitors Started	20
Planned Start	2022-04-23 @ 18:00:00.000
Actual Start	2022-04-23 @ 17:56:42.396
Finish Time	2022-04-23 @ 18:12:14.510
Track Length	2.9689mi.
Total Laps	145
Total Distance Covered	430.4921mi.

Session Fastest Lap History

NO	CL	NAME	LAP TIME	TIME OF DAY	LAP	VEHICLE
224	M1000	**Karl O'BRIEN**	**2:03.010**	17:58:45.419	1	Leastone 1000
224	M1000	**Karl O'BRIEN**	**1:56.103**	18:00:41.522	2	Leastone 1000
224	M1000	**Karl O'BRIEN**	**1:55.060**	18:02:36.582	3	Leastone 1000
89	M1000	**Mark BETTS**	**1:53.422**	18:02:37.810	3	Jedi Mk6

Session Leader History

NO	CL	NAME	FROM LAP	LAPS LED	DISTANCE	VEHICLE
224	M1000	**Karl O'BRIEN**	1	4	11.87 miles	Leastone 1000
89	M1000	**Mark BETTS**	5	4	11.87 miles	Jedi Mk6

Flag History

TYPE	TIME OF DAY
GREEN	17:56:42.396
FINISH	18:12:14.510

Flag Statistics

TYPE	COUNT	TOTAL LAPS	TOTAL TIME
Green	1	8	18:09.676
Red	0	0	0.000
Safety Car	0	0	0.000
FCY	0	0	0.000

Monoposto Championship

RACE 8 - STATISTICS

CLASS : 1800

5 Starters

Fastest Lap History

NO	NAME	LAP TIME	TIME OF DAY	LAP	VEHICLE
12	**Phil DAVIS**	**2:17.097**	17:58:59.517	1	Van Diemen RF98
12	**Phil DAVIS**	**2:08.084**	18:01:07.600	2	Van Diemen RF98
12	**Phil DAVIS**	**2:04.507**	18:03:12.107	3	Van Diemen RF98
56	**Tom WHEATLEY**	**2:01.786**	18:04:16.386	3	Mygale SJ02
56	**Tom WHEATLEY**	**2:01.069**	18:08:21.305	5	Mygale SJ02
56	**Tom WHEATLEY**	**2:00.498**	18:12:26.167	7	Mygale SJ02

Leader History

NO	NAME	FROM LAP	LAPS LED	DISTANCE	VEHICLE
12	**Phil DAVIS**	1	8	23.75 miles	Van Diemen RF98

Weather / Track : Bright / Dry

Snetterton 300: 2.9689 miles
Date: 23/04/2022 Start: 17:56 Finish: 18:12

Monoposto Championship

RACE 8 - STATISTICS

CLASS : 2000

4 Starters

Fastest Lap History

NO	NAME	LAP TIME	TIME OF DAY	LAP	VEHICLE
26	**Bryn TOOTELL**	**2:15.899**	17:58:58.308	1	Van Diemen RF01
32	**Terry CLARK**	**2:06.345**	18:01:04.962	2	Van Diemen RF00
32	**Terry CLARK**	**2:03.370**	18:03:08.331	3	Van Diemen RF00
32	**Terry CLARK**	**2:02.599**	18:11:35.854	7	Van Diemen RF00

Leader History

NO	NAME	FROM LAP	LAPS LED	DISTANCE	VEHICLE
26	**Bryn TOOTELL**	1	1	2.96 miles	Van Diemen RF01
32	**Terry CLARK**	2	2	5.93 miles	Van Diemen RF00
26	**Bryn TOOTELL**	4	3	8.90 miles	Van Diemen RF01
32	**Terry CLARK**	7	2	5.93 miles	Van Diemen RF00

Weather / Track : Bright / Dry

Snetterton 300: 2.9689 miles
Date: 23/04/2022 Start: 17:56 Finish: 18:12

Monoposto Championship

RACE 8 - STATISTICS

CLASS : Classic

5 Starters

Fastest Lap History

NO	NAME	LAP TIME	TIME OF DAY	LAP	VEHICLE
24	**Robin DAWE**	**2:12.232**	17:58:54.636	1	Formula Vauxhall Lotus
24	**Robin DAWE**	**2:03.636**	18:00:58.272	2	Formula Vauxhall Lotus
24	**Robin DAWE**	**2:02.849**	18:03:01.121	3	Formula Vauxhall Lotus
24	**Robin DAWE**	**2:02.709**	18:05:03.830	4	Formula Vauxhall Lotus
24	**Robin DAWE**	**2:02.169**	18:07:05.999	5	Formula Vauxhall Lotus
24	**Robin DAWE**	**2:01.986**	18:13:13.812	8	Formula Vauxhall Lotus

Leader History

NO	NAME	FROM LAP	LAPS LED	DISTANCE	VEHICLE
24	**Robin DAWE**	1	8	23.75 miles	Formula Vauxhall Lotus

Monoposto Championship

RACE 8 - STATISTICS

CLASS : M1000

6 Starters

Fastest Lap History

NO	NAME	LAP TIME	TIME OF DAY	LAP	VEHICLE
224	**Karl O'BRIEN**	**2:03.010**	17:58:45.419	1	Leastone 1000
224	**Karl O'BRIEN**	**1:56.103**	18:00:41.522	2	Leastone 1000
224	**Karl O'BRIEN**	**1:55.060**	18:02:36.582	3	Leastone 1000
89	**Mark BETTS**	**1:53.422**	18:02:37.810	3	Jedi Mk6

Leader History

NO	NAME	FROM LAP	LAPS LED	DISTANCE	VEHICLE
224	**Karl O'BRIEN**	1	4	11.87 miles	Leastone 1000
89	**Mark BETTS**	5	4	11.87 miles	Jedi Mk6

Weather / Track : Bright / Dry

Snetterton 300: 2.9689 miles
Date: 23/04/2022 Start: 17:56 Finish: 18:12

Monoposto Championship

RACE 12 - GRID (15 minutes)

ROW 10	19	52	Phil CHAPPELL	2:18.590
ROW 9	17	19	Nick CATANZARO	2:14.163
ROW 8	15	25	Jim SPENCER	2:08.179
ROW 7	13	7	Geoff FERN	2:07.458
ROW 6	11	26	Bryn TOOTELL	2:04.548
ROW 5	9	14	Robert SMITH	2:04.324
ROW 4	7	24	Robin DAWE	2:01.986
ROW 3	5	77	Nigel DAVERS	1:58.622
ROW 2	3	62	David HEAVEY	1:58.456
ROW 1	1	89	Mark BETTS	1:53.422
			Pole	

20	47	David JONES	2:22.710
18	98	Rodney TOFT	2:16.447
16	57	Edward GUEST	2:08.667
14	64	Marcus SHEARD	2:07.803
12	51	Adrian WRIGHT	2:06.016
10	12	Phil DAVIS	2:04.507
8	32	Terry CLARK	2:02.599
6	56	Tom WHEATLEY	2:00.498
4	48	Morgan MCCOURT	1:58.509
2	224	Karl O'BRIEN	1:53.587

Snetterton 300: 2.9689 miles

These results are provisional until the conclusion of any judicial and technical matters.

Clerk Of Course : Julian Floyd	Stewards :	Timekeeper : Nick Palmer

Monoposto Championship

RACE 12 - CLASSIFICATION

POS	NO	CL	PIC	NAME	ENTRY	LAPS	TIME	GAP	DIFF	MPH	BEST	ON
1	**89**	M1000	1	Mark BETTS	Jedi Mk6	**8**	15:22.480			92.68	**1:53.239**	7
2	**48**	M1000	2	Morgan MCCOURT	Leastone 1000	**8**	16:12.630	**50.150**	50.150	87.91	**1:59.060**	2
3	**56**	1800	1	Tom WHEATLEY	Mygale SJ02	**8**	16:17.149	**54.669**	4.519	87.50	**1:59.324**	3
4	**24**	Classic	1	Robin DAWE	Formula Vauxhall Lotus	**8**	16:18.021	**55.541**	0.872	87.42	**2:00.045**	4
5	**32**	2000	1	Terry CLARK	Van Diemen RF00	**8**	16:35.910	**1:13.430**	17.889	85.85	**2:01.107**	5
6	**224**	M1000	3	Karl O'BRIEN	Leastone 1000	**8**	16:43.084	**1:20.604**	7.174	85.24	**1:57.284**	2
7	**12**	1800	2	Phil DAVIS	Van Diemen RF98	**8**	16:54.416	**1:31.936**	11.332	84.28	**2:04.216**	6
8	**14**	2000	2	Robert SMITH	Dallara F395	**8**	16:55.013	**1:32.533**	0.597	84.23	**2:03.448**	5
9	**77**	M1000	4	Nigel DAVERS	Jedi Mk6	**8**	16:56.337	**1:33.857**	1.324	84.13	**1:57.609**	4
10	**51**	M1000	5	Declan WRIGHT	GEM AW3	**8**	17:09.710	**1:47.230**	13.373	83.03	**2:03.416**	6
11	**19**	Classic	2	Nick CATANZARO	Formula Vauxhall Lotus	**8**	17:25.743	**2:03.263**	16.033	81.76	**2:06.528**	6
12	**25**	Classic	3	Jim SPENCER	Reynard 883	**8**	17:26.302	**2:03.822**	0.559	81.72	**2:06.920**	7
13	**64**	Classic	4	Marcus SHEARD	Reynard 883	**7**	15:22.552	**1 Lap**	1 Lap	81.09	**2:08.233**	7
14	**57**	Classic	5	Edward GUEST	Anson SA4	**7**	15:27.791	**1 Lap**	5.239	80.63	**2:08.276**	5
15	**7**	1800	3	Geoff FERN	Mygale SJ10 Duratec	**7**	15:34.921	**1 Lap**	7.130	80.02	**2:07.945**	2
16	**98**	1800	4	Rodney TOFT	Van Diemen RF82	**7**	16:28.365	**1 Lap**	53.444	75.69	**2:17.052**	2
17	**52**	2000	3	Phil CHAPPELL	Formula Renault	**7**	16:42.090	**1 Lap**	13.725	74.66	**2:16.879**	4
18	**47**	1800	5	David JONES	Van Diemen RF82	**7**	16:49.956	**1 Lap**	7.866	74.07	**2:20.901**	5
19	**62**	M1000	6	David HEAVEY	Leastone 1000	**6**	16:21.550	**2 Laps**	1 Lap	65.33	**1:56.671**	5

NOT STARTED

NS	**26**	2000	Bryn TOOTELL	Van Diemen RF01	

FASTEST LAP

89	M1000	Mark BETTS	Jedi Mk6	**7**	1:53.239	94.38 mph	151.89 kph
56	1800	Tom WHEATLEY	Mygale SJ02	**3**	1:59.324	89.57 mph	144.15 kph
24	Classic	Robin DAWE	Formula Vauxhall Lotus	**4**	2:00.045	89.03 mph	143.28 kph
32	2000	Terry CLARK	Van Diemen RF00	**5**	2:01.107	88.25 mph	142.02 kph

Race Distance: 8 Laps / 23.75 miles
Snetterton 300: 2.9689 miles
Date: 24/04/2022 Start: 11:50 Finish: 12:06

Weather / Track : Sunny / Dry

These results are provisional until the conclusion of any judicial and technical matters.

Clerk Of Course : Julian Floyd	Stewards :	Timekeeper : Nick Palmer

Monoposto Championship

RACE 12 - LAP CHART

LAP 1		@ 11:52:47.057
NO	BEHIND	LAP TIME
89		2:03.859
224	0.133	2:03.992
77	2.719	2:06.578
56	4.950	2:08.809
48	6.535	2:10.394
24	8.374	2:12.233
32	9.367	2:13.226
7	13.391	2:17.250
12	13.569	2:17.428
14	15.726	2:19.585
64	18.363	2:22.222
19	19.363	2:23.222
25	20.039	2:23.898
51	21.668	2:25.527
57	22.231	2:26.090
98	23.324	2:27.183
52	24.684	2:28.543
47	32.012	2:35.871
62	37.457	2:41.316

LAP 2		@ 11:54:40.849
NO	BEHIND	LAP TIME
89		1:53.792
224	3.625	1:57.284
77	6.806	1:57.879
56	11.233	2:00.075
48	11.803	1:59.060
24	16.866	2:02.284
32	18.267	2:02.692
7	27.544	2:07.945
12	27.867	2:08.090
14	29.800	2:07.866
64	35.471	2:10.900
19	37.200	2:11.629
25	38.219	2:11.972
51	41.576	2:13.700
57	41.985	2:13.546
98	46.584	2:17.052
52	50.418	2:19.526
47	1:02.168	2:23.948
62	1:12.168	2:28.503

LAP 3		@ 11:56:35.124
NO	BEHIND	LAP TIME
89		1:54.275
224	6.651	1:57.301
77	10.208	1:57.677
56	16.282	1:59.324
48	16.783	1:59.255
24	23.381	2:00.790
32	26.636	2:02.644
12	40.719	2:07.127
14	42.474	2:06.949
64	52.486	2:11.290
19	52.658	2:09.733
25	53.382	2:09.438
51	54.062	2:06.761
57	58.487	2:10.777
7	1:00.709	2:27.440
98	1:09.858	2:17.549
52	1:14.466	2:18.323
47	1:30.719	2:22.826

LAP 4		@ 11:58:28.536
NO	BEHIND	LAP TIME
89		1:53.412
224	11.930	1:58.691
77	14.405	1:57.609
48	22.663	1:59.292
56	25.662	2:02.792
24	30.014	2:00.045
32	35.957	2:02.733
12	51.631	2:04.324
14	54.350	2:05.288
19	1:08.529	2:09.283
51	1:08.727	2:08.077
25	1:09.776	2:09.806
64	1:11.096	2:12.022
57	1:13.509	2:08.434
7	1:20.037	2:12.740
98	1:35.986	2:19.540
52	1:37.933	2:16.879

LAP 5		@ 12:00:23.169
NO	BEHIND	LAP TIME
89		1:54.633
47	1 Lap	2:22.164
77	18.245	1:58.473
224	20.109	2:02.812
48	27.159	1:59.129
56	31.911	2:00.882
24	35.783	2:00.402
62	2 Laps	5:11.358 **P**
32	42.431	2:01.107
12	1:01.452	2:04.454
14	1:03.165	2:03.448
51	1:17.674	2:03.580
19	1:22.975	2:09.079
25	1:23.245	2:08.102
64	1:25.468	2:09.005
57	1:27.152	2:08.276
7	1:34.895	2:09.491

Weather / Track : Sunny / Dry

Snetterton 300: 2.9689 miles
Date: 24/04/2022 Start: 11:50 Finish: 12:06

Monoposto Championship

RACE 12 - LAP CHART

LAP 6		@ 12:02:17.031
NO	BEHIND	LAP TIME
89		1:53.862
52	1 Lap	2:18.862
98	1 Lap	2:21.809
77	25.635	2:01.252
47	1 Lap	2:20.901
224	35.492	2:09.245
48	35.650	2:02.353
56	38.879	2:00.830
24	42.491	2:00.570
32	51.745	2:03.176
62	2 Laps	2:05.900
12	1:11.806	2:04.216
14	1:13.754	2:04.451
51	1:27.228	2:03.416
19	1:35.641	2:06.528
25	1:36.908	2:07.525
64	1:40.486	2:08.880
57	1:41.625	2:08.335
7	1:50.630	2:09.597

LAP 7		@ 12:04:10.270
NO	BEHIND	LAP TIME
89		1:53.239
52	1 Lap	2:17.078
77	35.420	2:03.024
98	1 Lap	2:21.077
48	42.841	2:00.430
56	46.708	2:01.068
24	50.032	2:00.780
224	55.167	2:12.914
62	2 Laps	1:56.671
47	1 Lap	2:22.684
32	1:01.585	2:03.079
12	1:23.001	2:04.434
14	1:24.262	2:03.747
51	1:38.000	2:04.011
19	1:49.521	2:07.119
25	1:50.589	2:06.920

LAP 8		@ 12:06:05.678
NO	BEHIND	LAP TIME
89		1:55.408
64	1 Lap	2:08.233
57	1 Lap	2:12.333
7	1 Lap	2:10.458
48	50.150	2:02.717
56	54.669	2:03.369
24	55.541	2:00.917
62	2 Laps	1:57.802
98	1 Lap	2:24.155
32	1:13.430	2:07.253
52	1 Lap	2:42.879
224	1:20.604	2:20.845
47	1 Lap	2:21.562
12	1:31.936	2:04.343
14	1:32.533	2:03.679
77	1:33.857	2:53.845
51	1:47.230	2:04.638
19	2:03.263	2:09.150
25	2:03.822	2:08.641

Weather / Track : Sunny / Dry

Snetterton 300: 2.9689 miles
Date: 24/04/2022 Start: 11:50 Finish: 12:06

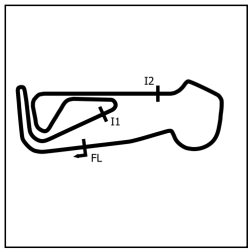

Monoposto Championship

RACE 12 - SECTOR ANALYSIS

SECTOR 1 = FL to I1, SECTOR 2 = I1 to I2, SECTOR 3 = I2 to FL, DIFF = Difference To Personal Best Lap, P = Crossed Finish Line in Pit Lane, D = Time Disallowed

P1 89 M1000 Mark BETTS — Jedi Mk6

IDEAL LAP TIME : 1:52.959 BEST LAP TIME : 1:53.239 DIFFERENCE : 0.280

LAP	SECTOR 1		SECTOR 2		SECTOR 3		LAP TIME		MPH	DIFF	TIME OF DAY
1 -		108.2	41.829	133.9	38.992	131.5	2:03.859		86.29	10.620	11:52:47.057
2 -	35.716	118.5	40.741	134.2	37.335	132.1	1:53.792	(3)	93.92	0.553	11:54:40.849
3 -	36.086	120.6	***40.613***	133.6	37.576	132.3	1:54.275		93.52	1.036	11:56:35.124
4 -	35.408	121.7	40.850	134.7	***37.154***	132.1	1:53.412	(2)	94.24	0.173	11:58:28.536
5 -	35.364	121.7	40.983	***135.5***	38.286	132.1	1:54.633		93.23	1.394	12:00:23.169
6 -	35.354	122.0	40.830	134.7	37.678	132.1	1:53.862		93.86	0.623	12:02:17.031
7 -	***35.192***	***122.6***	40.657	135.0	37.390	131.8	***1:53.239***	(1)	***94.38***		***12:04:10.270***
8 -	35.909	122.0	41.055	133.9	38.444	***133.1***	1:55.408		92.61	2.169	12:06:05.678

P2 48 M1000 Morgan MCCOURT — Leastone 1000

IDEAL LAP TIME : 1:58.698 BEST LAP TIME : 1:59.060 DIFFERENCE : 0.362

LAP	SECTOR 1		SECTOR 2		SECTOR 3		LAP TIME		MPH	DIFF	TIME OF DAY
1 -		107.0	43.610	114.9	41.009	123.5	2:10.394		81.96	11.334	11:52:53.592
2 -	37.121	113.9	42.609	125.4	***39.330***	***124.9***	***1:59.060***	(1)	***89.77***		***11:54:52.652***
3 -	***37.118***	108.4	42.532	122.9	39.605	124.5	1:59.255	(3)	89.62	0.195	11:56:51.907
4 -	37.375	***114.7***	42.348	125.6	39.569	124.2	1:59.292		89.59	0.232	11:58:51.199
5 -	37.185	113.7	***42.250***	***127.0***	39.694	121.7	1:59.129	(2)	89.71	0.069	12:00:50.328
6 -	37.862	112.4	42.773	117.1	41.718	124.2	2:02.353		87.35	3.293	12:02:52.681
7 -	38.087	114.3	42.775	124.7	39.568	122.9	2:00.430		88.74	1.370	12:04:53.111
8 -	38.034	100.6	43.954	124.7	40.729	121.3	2:02.717		87.09	3.657	12:06:55.828

P3 56 1800 Tom WHEATLEY — Mygale SJ02

IDEAL LAP TIME : 1:59.228 BEST LAP TIME : 1:59.324 DIFFERENCE : 0.096

LAP	SECTOR 1		SECTOR 2		SECTOR 3		LAP TIME		MPH	DIFF	TIME OF DAY
1 -		109.8	43.623	121.1	39.821	116.1	2:08.809		82.97	9.485	11:52:52.007
2 -	37.716	108.9	42.956	120.6	***39.403***	115.7	2:00.075	(2)	89.01	0.751	11:54:52.082
3 -	***37.281***	109.8	***42.544***	121.5	39.499	116.1	***1:59.324***	(1)	***89.57***		***11:56:51.406***
4 -	39.154	105.6	43.281	121.5	40.357	115.5	2:02.792		87.04	3.468	11:58:54.198
5 -	37.811	***111.4***	42.795	***123.1***	40.276	114.5	2:00.882		88.41	1.558	12:00:55.080
6 -	38.010	110.7	42.904	121.7	39.916	115.7	2:00.830	(3)	88.45	1.506	12:02:55.910
7 -	38.011	105.1	43.264	121.3	39.793	***116.3***	2:01.068		88.28	1.744	12:04:56.978
8 -	37.984	110.9	45.297	120.9	40.088	114.5	2:03.369		86.63	4.045	12:07:00.347

P4 24 Classic Robin DAWE — Formula Vauxhall Lotus

IDEAL LAP TIME : 1:59.606 BEST LAP TIME : 2:00.045 DIFFERENCE : 0.439

LAP	SECTOR 1		SECTOR 2		SECTOR 3		LAP TIME		MPH	DIFF	TIME OF DAY
1 -		110.9	44.636	125.9	40.085	122.4	2:12.233		80.82	12.188	11:52:55.431
2 -	38.199	112.4	43.700	125.6	40.385	120.9	2:02.284		87.40	2.239	11:54:57.715
3 -	38.011	112.5	43.172	126.1	39.607	122.2	2:00.790		88.48	0.745	11:56:58.505
4 -	37.672	113.5	***42.911***	127.5	39.462	122.4	***2:00.045***	(1)	***89.03***		***11:58:58.550***
5 -	37.793	113.3	42.939	***129.0***	39.670	122.2	2:00.402	(2)	88.76	0.357	12:00:58.952
6 -	38.020	114.9	43.131	128.0	39.419	123.3	2:00.570	(3)	88.64	0.525	12:02:59.522
7 -	37.370	***115.3***	43.544	128.0	39.866	123.1	2:00.780		88.49	0.735	12:05:00.302
8 -	***37.327***	115.1	44.222	127.8	***39.368***	***123.8***	2:00.917		88.39	0.872	12:07:01.219

P5 32 2000 Terry CLARK — Van Diemen RF00

IDEAL LAP TIME : 2:01.107 BEST LAP TIME : 2:01.107 DIFFERENCE : 0.000

LAP	SECTOR 1		SECTOR 2		SECTOR 3		LAP TIME		MPH	DIFF	TIME OF DAY
1 -		111.2	45.047	126.6	40.724	122.0	2:13.226		80.22	12.119	11:52:56.424
2 -	38.015	113.1	44.137	126.8	40.540	122.4	2:02.692	(3)	87.11	1.585	11:54:59.116
3 -	38.196	***113.5***	43.790	126.3	40.658	122.0	2:02.644	(2)	87.14	1.537	11:57:01.760
4 -	37.862	112.7	43.869	128.0	41.002	121.7	2:02.733		87.08	1.626	11:59:04.493
5 -	***37.654***	112.5	***43.471***	***128.8***	***39.982***	122.2	***2:01.107***	(1)	***88.25***		***12:01:05.600***
6 -	38.277	112.7	44.158	128.5	40.741	122.4	2:03.176		86.77	2.069	12:03:08.776
7 -	37.997	110.5	43.921	128.5	41.161	***123.1***	2:03.079		86.83	1.972	12:05:11.855
8 -	39.841	107.7	44.561	127.3	42.851	122.4	2:07.253		83.99	6.146	12:07:19.108

Weather / Track : Sunny / Dry

Snetterton 300: 2.9689 miles
Date: 24/04/2022 Start: 11:50 Finish: 12:06

Monoposto Championship

RACE 12 - SECTOR ANALYSIS

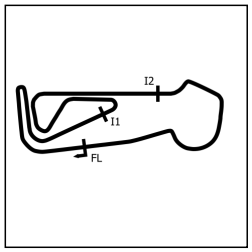

SECTOR 1 = FL to I1, SECTOR 2 = I1 to I2, SECTOR 3 = I2 to FL, DIFF = Difference To Personal Best Lap, P = Crossed Finish Line in Pit Lane, D = Time Disallowed

P6 224 M1000 Karl O'BRIEN — Leastone 1000

IDEAL LAP TIME : 1:57.001 BEST LAP TIME : 1:57.284 DIFFERENCE : 0.283

LAP	SECTOR 1		SECTOR 2		SECTOR 3		LAP TIME		MPH	DIFF	TIME OF DAY
1 -		111.2	***42.269***	***125.6***	38.912	***122.9***	2:03.992		86.19	6.708	11:52:47.190
2 -	***36.699***	***112.7***	42.372	124.9	38.213	***122.9***	***1:57.284***	**(1)**	***91.12***		***11:54:44.474***
3 -	36.999	112.4	***42.269***	123.5	***38.033***	122.2	1:57.301	**(2)**	91.11	0.017	11:56:41.775
4 -	37.276	109.2	42.425	122.4	38.990	118.7	1:58.691	**(3)**	90.04	1.407	11:58:40.466
5 -	37.693	111.4	42.855	110.3	42.264	118.7	2:02.812		87.02	5.528	12:00:43.278
6 -	39.085	103.8	47.173	98.8	42.987	114.9	2:09.245		82.69	11.961	12:02:52.523
7 -	41.483	86.5	47.373	98.1	44.058	96.8	2:12.914		80.41	15.630	12:05:05.437
8 -	43.100	100.1	49.330	93.3	48.415	86.7	2:20.845		75.88	23.561	12:07:26.282

P7 12 1800 Phil DAVIS — Van Diemen RF98

IDEAL LAP TIME : 2:03.995 BEST LAP TIME : 2:04.216 DIFFERENCE : 0.221

LAP	SECTOR 1		SECTOR 2		SECTOR 3		LAP TIME		MPH	DIFF	TIME OF DAY
1 -		107.8	45.873	116.9	43.377	113.7	2:17.428		77.77	13.212	11:53:00.626
2 -	39.771	***111.4***	45.080	***124.2***	43.239	113.7	2:08.090		83.44	3.874	11:55:08.716
3 -	40.215	108.7	45.877	119.1	41.035	***115.1***	2:07.127		84.07	2.911	11:57:15.843
4 -	38.809	108.4	44.462	120.2	41.053	***115.1***	2:04.324	**(2)**	85.96	0.108	11:59:20.167
5 -	38.960	108.4	44.493	120.0	41.001	114.3	2:04.454		85.87	0.238	12:01:24.621
6 -	***38.786***	106.6	44.657	120.0	***40.773***	114.7	***2:04.216***	**(1)**	***86.04***		***12:03:28.837***
7 -	38.872	107.7	44.607	120.0	40.955	114.1	2:04.434		85.89	0.218	12:05:33.271
8 -	38.813	107.0	***44.436***	119.6	41.094	114.5	2:04.343	**(3)**	85.95	0.127	12:07:37.614

P8 14 2000 Robert SMITH — Dallara F395

IDEAL LAP TIME : 2:02.938 BEST LAP TIME : 2:03.448 DIFFERENCE : 0.510

LAP	SECTOR 1		SECTOR 2		SECTOR 3		LAP TIME		MPH	DIFF	TIME OF DAY
1 -		109.4	46.679	128.0	43.142	123.1	2:19.585		76.57	16.137	11:53:02.783
2 -	40.541	113.1	44.970	129.5	42.355	124.0	2:07.866		83.58	4.418	11:55:10.649
3 -	39.958	115.1	45.005	129.8	41.986	124.7	2:06.949		84.19	3.501	11:57:17.598
4 -	39.675	116.7	44.170	130.3	41.443	124.9	2:05.288		85.30	1.840	11:59:22.886
5 -	39.136	***117.1***	***43.518***	***130.8***	40.794	124.2	***2:03.448***	**(1)**	***86.57***		***12:01:26.334***
6 -	39.143	115.7	44.117	***130.8***	41.191	125.2	2:04.451		85.88	1.003	12:03:30.785
7 -	***38.727***	116.3	44.327	130.5	***40.693***	122.0	2:03.747	**(3)**	86.37	0.299	12:05:34.532
8 -	38.861	115.7	43.917	130.3	40.901	***125.4***	2:03.679	**(2)**	86.41	0.231	12:07:38.211

P9 77 M1000 Nigel DAVERS — Jedi Mk6

IDEAL LAP TIME : 1:56.846 BEST LAP TIME : 1:57.609 DIFFERENCE : 0.763

LAP	SECTOR 1		SECTOR 2		SECTOR 3		LAP TIME		MPH	DIFF	TIME OF DAY
1 -		117.5	43.183	130.0	38.739	130.5	2:06.578		84.43	8.969	11:52:49.776
2 -	37.127	119.6	42.290	128.8	***38.462***	130.8	1:57.879	**(3)**	90.66	0.270	11:54:47.655
3 -	36.998	120.0	42.185	128.8	38.494	130.8	1:57.677	**(2)**	90.82	0.068	11:56:45.332
4 -	36.776	***121.5***	42.174	130.0	38.659	***131.0***	***1:57.609***	**(1)**	***90.87***		***11:58:42.941***
5 -	***36.658***	117.1	***41.726***	***131.5***	40.089	129.5	1:58.473		90.21	0.864	12:00:41.414
6 -	37.514	117.3	42.809	130.8	40.929	102.2	2:01.252		88.14	3.643	12:02:42.666
7 -	38.878	118.9	42.778	131.0	41.368	130.3	2:03.024		86.87	5.415	12:04:45.690
8 -	42.241	75.4	1:03.971	72.6	1:07.633	54.6	2:53.845		61.48	56.236	12:07:39.535

P10 51 M1000 Declan WRIGHT — GEM AW3

IDEAL LAP TIME : 2:02.619 BEST LAP TIME : 2:03.416 DIFFERENCE : 0.797

LAP	SECTOR 1		SECTOR 2		SECTOR 3		LAP TIME		MPH	DIFF	TIME OF DAY
1 -		99.4	48.590	121.1	43.793	120.6	2:25.527		73.44	22.111	11:53:08.725
2 -	41.599	102.6	47.986	120.9	44.115	117.9	2:13.700		79.94	10.284	11:55:22.425
3 -	39.279	107.0	45.693	121.1	41.789	121.7	2:06.761		84.31	3.345	11:57:29.186
4 -	40.591	***112.4***	45.065	***123.1***	42.421	***125.9***	2:08.077		83.45	4.661	11:59:37.263
5 -	38.873	107.5	***43.650***	121.3	***41.057***	120.2	2:03.580	**(2)**	86.48	0.164	12:01:40.843
6 -	***37.912***	110.7	44.296	120.4	41.208	120.4	***2:03.416***	**(1)**	***86.60***		***12:03:44.259***
7 -	38.329	108.4	44.165	121.3	41.517	120.9	2:04.011	**(3)**	86.18	0.595	12:05:48.270
8 -	39.132	109.1	43.848	121.7	41.658	119.8	2:04.638		85.75	1.222	12:07:52.908

Monoposto Championship

RACE 12 - SECTOR ANALYSIS

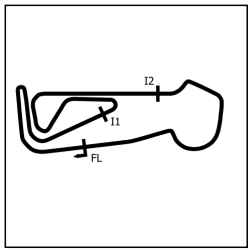

SECTOR 1 = FL to I1, SECTOR 2 = I1 to I2, SECTOR 3 = I2 to FL, DIFF = Difference To Personal Best Lap, P = Crossed Finish Line in Pit Lane, D = Time Disallowed

P11 19 Classic Nick CATANZARO — Formula Vauxhall Lotus

IDEAL LAP TIME : 2:06.434 BEST LAP TIME : 2:06.528 DIFFERENCE : 0.094

LAP	SECTOR 1		SECTOR 2		SECTOR 3		LAP TIME		MPH	DIFF	TIME OF DAY
1 -		94.7	46.630	112.7	44.270	123.8	2:23.222		74.62	16.694	11:53:06.420
2 -	40.586	108.5	46.348	114.1	44.695	121.1	2:11.629		81.19	5.101	11:55:18.049
3 -	39.791	105.5	45.596	113.5	44.346	***124.2***	2:09.733		82.38	3.205	11:57:27.782
4 -	41.219	***114.3***	44.615	116.1	43.449	121.5	2:09.283		82.67	2.755	11:59:37.065
5 -	40.399	109.2	45.080	125.6	43.600	120.0	2:09.079	(3)	82.80	2.551	12:01:46.144
6 -	39.293	113.1	***44.218***	***128.0***	***43.017***	121.1	***2:06.528***	(1)	***84.47***		***12:03:52.672***
7 -	39.520	111.6	44.506	115.9	43.093	122.9	2:07.119	(2)	84.07	0.591	12:05:59.791
8 -	***39.199***	113.5	44.673	122.9	45.278	121.7	2:09.150		82.75	2.622	12:08:08.941

P12 25 Classic Jim SPENCER — Reynard 883

IDEAL LAP TIME : 2:06.853 BEST LAP TIME : 2:06.920 DIFFERENCE : 0.067

LAP	SECTOR 1		SECTOR 2		SECTOR 3		LAP TIME		MPH	DIFF	TIME OF DAY
1 -		103.2	47.121	110.1	44.789	116.7	2:23.898		74.27	16.978	11:53:07.096
2 -	41.433	96.6	46.016	118.1	44.523	115.7	2:11.972		80.98	5.052	11:55:19.068
3 -	40.252	108.0	45.687	118.3	43.499	***116.9***	2:09.438		82.57	2.518	11:57:28.506
4 -	41.151	108.7	45.869	118.9	42.786	***116.9***	2:09.806		82.33	2.886	11:59:38.312
5 -	40.143	***109.4***	45.197	***119.1***	42.762	113.9	2:08.102	(3)	83.43	1.182	12:01:46.414
6 -	40.204	108.7	***44.974***	***119.1***	42.347	116.3	2:07.525	(2)	83.81	0.605	12:03:53.939
7 -	***40.002***	109.2	45.041	118.1	***41.877***	116.5	***2:06.920***	(1)	***84.21***		***12:06:00.859***
8 -	40.195	100.9	45.762	117.9	42.684	115.9	2:08.641		83.08	1.721	12:08:09.500

P13 64 Classic Marcus SHEARD — Reynard 883

IDEAL LAP TIME : 2:08.215 BEST LAP TIME : 2:08.233 DIFFERENCE : 0.018

LAP	SECTOR 1		SECTOR 2		SECTOR 3		LAP TIME		MPH	DIFF	TIME OF DAY
1 -		109.4	47.645	122.9	44.367	116.7	2:22.222		75.15	13.989	11:53:05.420
2 -	40.999	109.8	46.002	122.9	43.899	115.5	2:10.900		81.65	2.667	11:55:16.320
3 -	***40.358***	107.7	46.820	120.9	44.112	114.5	2:11.290		81.40	3.057	11:57:27.610
4 -	41.419	103.4	46.886	***124.5***	43.717	113.7	2:12.022		80.95	3.789	11:59:39.632
5 -	40.882	***112.2***	45.238	124.0	42.885	115.9	2:09.005	(3)	82.85	0.772	12:01:48.637
6 -	40.469	109.8	45.399	122.9	43.012	117.3	2:08.880	(2)	82.93	0.647	12:03:57.517
7 -	40.376	110.5	***44.987***	124.2	***42.870***	***117.9***	***2:08.233***	(1)	***83.34***		***12:06:05.750***

P14 57 Classic Edward GUEST — Anson SA4

IDEAL LAP TIME : 2:06.332 BEST LAP TIME : 2:08.276 DIFFERENCE : 1.944

LAP	SECTOR 1		SECTOR 2		SECTOR 3		LAP TIME		MPH	DIFF	TIME OF DAY
1 -		93.8	48.234	121.7	44.038	113.7	2:26.090		73.16	17.814	11:53:09.288
2 -	41.162	107.2	47.996	122.4	44.388	***114.1***	2:13.546		80.03	5.270	11:55:22.834
3 -	40.682	106.0	47.282	124.2	42.813	113.1	2:10.777		81.72	2.501	11:57:33.611
4 -	40.264	107.2	45.256	124.9	42.914	112.2	2:08.434	(3)	83.21	0.158	11:59:42.045
5 -	39.659	97.6	46.237	123.5	***42.380***	113.3	***2:08.276***	(1)	***83.32***		***12:01:50.321***
6 -	***39.513***	110.9	45.799	89.5	43.023	113.9	2:08.335	(2)	83.28	0.059	12:03:58.656
7 -	39.851	***113.9***	***44.439***	***126.1***	48.043	85.3	2:12.333		80.76	4.057	12:06:10.989

P15 7 1800 Geoff FERN — Mygale SJ10 Duratec

IDEAL LAP TIME : 2:07.874 BEST LAP TIME : 2:07.945 DIFFERENCE : 0.071

LAP	SECTOR 1		SECTOR 2		SECTOR 3		LAP TIME		MPH	DIFF	TIME OF DAY
1 -		103.4	45.123	121.1	43.359	***122.9***	2:17.250		77.87	9.305	11:53:00.448
2 -	***39.608***	***112.5***	***45.010***	127.3	43.327	***122.9***	***2:07.945***	(1)	***83.53***		***11:55:08.393***
3 -	40.112	112.2	1:02.213	122.4	45.115	121.5	2:27.440		72.49	19.495	11:57:35.833
4 -	41.626	107.0	47.226	***128.8***	43.888	122.4	2:12.740		80.51	4.795	11:59:48.573
5 -	40.358	108.2	45.273	126.1	43.860	122.4	2:09.491	(2)	82.53	1.546	12:01:58.064
6 -	40.627	111.4	45.714	125.2	***43.256***	***122.9***	2:09.597	(3)	82.47	1.652	12:04:07.661
7 -	40.919	105.1	46.031	124.2	43.508	122.4	2:10.458		81.92	2.513	12:06:18.119

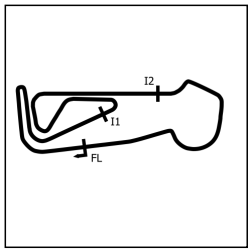

Monoposto Championship

RACE 12 - SECTOR ANALYSIS

SECTOR 1 = FL to I1, SECTOR 2 = I1 to I2, SECTOR 3 = I2 to FL, DIFF = Difference To Personal Best Lap, P = Crossed Finish Line in Pit Lane, D = Time Disallowed

P16 98 1800 Rodney TOFT — Van Diemen RF82

IDEAL LAP TIME : 2:15.316 BEST LAP TIME : 2:17.052 DIFFERENCE : 1.736

LAP	SECTOR 1		SECTOR 2		SECTOR 3		LAP TIME		MPH	DIFF	TIME OF DAY
1 -		98.8	49.319	***113.1***	***44.740***	***109.4***	2:27.183		72.61	10.131	11:53:10.381
2 -	***41.928***	***101.9***	***48.648***	97.6	46.476	107.8	***2:17.052***	**(1)**	***77.98***		***11:55:27.433***
3 -	43.008	87.9	48.714	107.8	45.827	108.2	2:17.549	**(2)**	77.70	0.497	11:57:44.982
4 -	42.982	91.4	49.497	103.8	47.061	106.6	2:19.540	**(3)**	76.59	2.488	12:00:04.522
5 -	44.430	84.2	49.834	104.6	47.545	109.1	2:21.809		75.36	4.757	12:02:26.331
6 -	44.102	84.2	49.724	106.6	47.251	109.1	2:21.077		75.76	4.025	12:04:47.408
7 -	44.827	80.9	50.631	102.7	48.697	107.5	2:24.155		74.14	7.103	12:07:11.563

P17 52 2000 Phil CHAPPELL — Formula Renault

IDEAL LAP TIME : 2:16.459 BEST LAP TIME : 2:16.879 DIFFERENCE : 0.420

LAP	SECTOR 1		SECTOR 2		SECTOR 3		LAP TIME		MPH	DIFF	TIME OF DAY
1 -		99.7	48.018	***116.7***	45.570	***109.4***	2:28.543		71.95	11.664	11:53:11.741
2 -	43.383	100.3	48.842	112.2	47.301	107.0	2:19.526		76.60	2.647	11:55:31.267
3 -	43.861	99.2	48.517	114.1	45.945	108.5	2:18.323	**(3)**	77.26	1.444	11:57:49.590
4 -	43.580	100.0	47.820	116.1	***45.479***	109.1	***2:16.879***	**(1)**	***78.08***		***12:00:06.469***
5 -	***43.218***	***100.9***	49.900	114.1	45.744	107.8	2:18.862		76.96	1.983	12:02:25.331
6 -	43.510	98.6	***47.762***	114.7	45.806	108.2	2:17.078	**(2)**	77.97	0.199	12:04:42.409
7 -	48.119	79.5	58.198	92.3	56.562	88.0	2:42.879		65.61	26.000	12:07:25.288

P18 47 1800 David JONES — Van Diemen RF82

IDEAL LAP TIME : 2:19.876 BEST LAP TIME : 2:20.901 DIFFERENCE : 1.025

LAP	SECTOR 1		SECTOR 2		SECTOR 3		LAP TIME		MPH	DIFF	TIME OF DAY
1 -		86.3	51.141	112.4	48.102	108.7	2:35.871		68.56	14.970	11:53:19.069
2 -	46.013	94.5	50.100	107.8	47.835	109.4	2:23.948		74.24	3.047	11:55:43.017
3 -	45.148	97.6	50.092	113.1	47.586	109.1	2:22.826		74.83	1.925	11:58:05.843
4 -	45.081	***102.1***	49.454	113.3	47.629	108.9	2:22.164	**(3)**	75.18	1.263	12:00:28.007
5 -	44.700	98.5	49.324	104.2	***46.877***	108.5	***2:20.901***	**(1)**	***75.85***		***12:02:48.908***
6 -	44.897	85.1	50.682	***113.9***	47.105	***110.1***	2:22.684		74.90	1.783	12:05:11.592
7 -	***44.630***	97.2	***48.369***	112.2	48.563	107.3	2:21.562	**(2)**	75.50	0.661	12:07:33.154

P19 62 M1000 David HEAVEY — Leastone 1000

IDEAL LAP TIME : 1:56.029 BEST LAP TIME : 1:56.671 DIFFERENCE : 0.642

LAP	SECTOR 1		SECTOR 2		SECTOR 3		LAP TIME		MPH	DIFF	TIME OF DAY
1 -		73.5	51.432	77.0	48.179	75.9	2:41.316		66.25	44.645	11:53:24.514
2 -	47.386	75.4	51.955	72.2	49.162	71.7	2:28.503	**(3)**	71.97	31.832	11:55:53.017
3 -	49.990	71.2	53.790	73.7	IN PIT		5:11.358	**P**	34.32	3:14.687	12:01:04.375
4 -	OUTLAP	112.5	43.308	***124.7***	41.596	***122.9***	2:05.900		84.89	9.229	12:03:10.275
5 -	***36.610***	112.7	42.132	123.5	***37.929***	122.0	***1:56.671***	**(1)**	***91.60***		***12:05:06.946***
6 -	37.840	***114.3***	***41.490***	121.5	38.472	121.3	1:57.802	**(2)**	90.72	1.131	12:07:04.748

Weather / Track : Sunny / Dry

Snetterton 300: 2.9689 miles
Date: 24/04/2022 Start: 11:50 Finish: 12:06

Monoposto Championship

RACE 12 - BEST SECTORS

SECTOR 1				SECTOR 2				SECTOR 3				IDEAL / BEST COMPARISON					
POS	NO	NAME	TIME	NO	NAME	TIME		NO	NAME	TIME		POS	NO	NAME	IDEAL	BEST	DIFF
														PERFECT LAP	1:52.959		
1	89	BETTS	35.192	89	BETTS	40.613		89	BETTS	37.154		1	89	BETTS	1:52.959	1:53.239	0.280
2	62	HEAVEY	36.610	62	HEAVEY	41.490		62	HEAVEY	37.929		2	62	HEAVEY	1:56.029	1:56.671	0.642
3	77	DAVERS	36.658	77	DAVERS	41.726		224	O'BRIEN	38.033		3	77	DAVERS	1:56.846	1:57.609	0.763
4	224	O'BRIEN	36.699	48	MCCOURT	42.250		77	DAVERS	38.462		4	224	O'BRIEN	1:57.001	1:57.284	0.283
5	48	MCCOURT	37.118	224	O'BRIEN	42.269		48	MCCOURT	39.330		5	48	MCCOURT	1:58.698	1:59.060	0.362
6	56	WHEATLEY	37.281	56	WHEATLEY	42.544		24	DAWE	39.368		6	56	WHEATLEY	1:59.228	1:59.324	0.096
7	24	DAWE	37.327	24	DAWE	42.911		56	WHEATLEY	39.403		7	24	DAWE	1:59.606	2:00.045	0.439
8	32	CLARK	37.654	32	CLARK	43.471		32	CLARK	39.982		8	32	CLARK	2:01.107	2:01.107	0.000
9	51	WRIGHT	37.912	14	SMITH	43.518		14	SMITH	40.693		9	51	WRIGHT	2:02.619	2:03.416	0.797
10	14	SMITH	38.727	51	WRIGHT	43.650		12	DAVIS	40.773		10	14	SMITH	2:02.938	2:03.448	0.510
11	12	DAVIS	38.786	19	CATANZARO	44.218		51	WRIGHT	41.057		11	12	DAVIS	2:03.995	2:04.216	0.221
12	19	CATANZARO	39.199	12	DAVIS	44.436		25	SPENCER	41.877		12	57	GUEST	2:06.332	2:08.276	1.944
13	57	GUEST	39.513	57	GUEST	44.439		57	GUEST	42.380		13	19	CATANZARO	2:06.434	2:06.528	0.094
14	7	FERN	39.608	25	SPENCER	44.974		64	SHEARD	42.870		14	25	SPENCER	2:06.853	2:06.920	0.067
15	25	SPENCER	40.002	64	SHEARD	44.987		19	CATANZARO	43.017		15	7	FERN	2:07.874	2:07.945	0.071
16	64	SHEARD	40.358	7	FERN	45.010		7	FERN	43.256		16	64	SHEARD	2:08.215	2:08.233	0.018
17	98	TOFT	41.928	52	CHAPPELL	47.762		98	TOFT	44.740		17	98	TOFT	2:15.316	2:17.052	1.736
18	52	CHAPPELL	43.218	47	JONES	48.369		52	CHAPPELL	45.479		18	52	CHAPPELL	2:16.459	2:16.879	0.420
19	47	JONES	44.630	98	TOFT	48.648		47	JONES	46.877		19	47	JONES	2:19.876	2:20.901	1.025

Weather / Track : Sunny / Dry

Snetterton 300: 2.9689 miles
Date: 24/04/2022 Start: 11:50 Finish: 12:06

Results can be found at www.tsl-timing.com

Printed - 12:09 Sunday, 24 April 2022

Monoposto Championship

RACE 12 - BEST SPEEDS

	INTERMEDIATE 1			INTERMEDIATE 2			FINISH LINE		
POS	NO	NAME	MPH	NO	NAME	MPH	NO	NAME	MPH
1	89	BETTS	122.6	89	BETTS	135.5	89	BETTS	133.1
2	77	DAVERS	121.5	77	DAVERS	131.5	77	DAVERS	131.0
3	14	SMITH	117.1	14	SMITH	130.8	51	WRIGHT	125.9
4	24	DAWE	115.3	24	DAWE	129.0	14	SMITH	125.4
5	48	MCCOURT	114.7	32	CLARK	128.8	48	MCCOURT	124.9
6	19	CATANZARO	114.3	7	FERN	128.8	19	CATANZARO	124.2
7	62	HEAVEY	114.3	19	CATANZARO	128.0	24	DAWE	123.8
8	57	GUEST	113.9	48	MCCOURT	127.0	32	CLARK	123.1
9	32	CLARK	113.5	57	GUEST	126.1	224	O'BRIEN	122.9
10	224	O'BRIEN	112.7	224	O'BRIEN	125.6	7	FERN	122.9
11	7	FERN	112.5	62	HEAVEY	124.7	62	HEAVEY	122.9
12	51	WRIGHT	112.4	64	SHEARD	124.5	64	SHEARD	117.9
13	64	SHEARD	112.2	12	DAVIS	124.2	25	SPENCER	116.9
14	56	WHEATLEY	111.4	56	WHEATLEY	123.1	56	WHEATLEY	116.3
15	12	DAVIS	111.4	51	WRIGHT	123.1	12	DAVIS	115.1
16	25	SPENCER	109.4	25	SPENCER	119.1	57	GUEST	114.1
17	47	JONES	102.1	52	CHAPPELL	116.7	47	JONES	110.1
18	98	TOFT	101.9	47	JONES	113.9	98	TOFT	109.4
19	52	CHAPPELL	100.9	98	TOFT	113.1	52	CHAPPELL	109.4
20									

Weather / Track : Sunny / Dry

Snetterton 300: 2.9689 miles
Date: 24/04/2022 Start: 11:50 Finish: 12:06

Results can be found at www.tsl-timing.com

Printed - 12:09 Sunday, 24 April 2022

Monoposto Championship

RACE 12 - STATISTICS

Competitors Started	19
Planned Start	2022-04-24 @ 11:40:00.000
Actual Start	2022-04-24 @ 11:50:43.197
Finish Time	2022-04-24 @ 12:06:05.425
Track Length	2.9689mi.
Total Laps	144
Total Distance Covered	427.5232mi.

Session Fastest Lap History

NO	CL	NAME	LAP TIME	TIME OF DAY	LAP	VEHICLE
89	M1000	**Mark BETTS**	**2:03.859**	11:52:47.068	1	Jedi Mk6
89	M1000	**Mark BETTS**	**1:53.792**	11:54:40.860	2	Jedi Mk6
89	M1000	**Mark BETTS**	**1:53.412**	11:58:28.548	4	Jedi Mk6
89	M1000	**Mark BETTS**	**1:53.239**	12:04:10.281	7	Jedi Mk6

Session Leader History

NO	CL	NAME	FROM LAP	LAPS LED	DISTANCE	VEHICLE
89	M1000	**Mark BETTS**	1	8	23.75 miles	Jedi Mk6

Flag History

TYPE	TIME OF DAY
GREEN	11:50:43.197
FINISH	12:06:05.425

Flag Statistics

TYPE	COUNT	TOTAL LAPS	TOTAL TIME
Green	1	8	17:51.965
Red	0	0	0.000
Safety Car	0	0	0.000
FCY	0	0	0.000

Monoposto Championship

RACE 12 - STATISTICS

CLASS : 1800

5 Starters

Fastest Lap History

NO	NAME	LAP TIME	TIME OF DAY	LAP	VEHICLE
56	**Tom WHEATLEY**	**2:08.809**	11:52:52.016	1	Mygale SJ02
56	**Tom WHEATLEY**	**2:00.075**	11:54:52.091	2	Mygale SJ02
56	**Tom WHEATLEY**	**1:59.324**	11:56:51.415	3	Mygale SJ02

Leader History

NO	NAME	FROM LAP	LAPS LED	DISTANCE	VEHICLE
56	**Tom WHEATLEY**	1	8	23.75 miles	Mygale SJ02

Monoposto Championship

RACE 12 - STATISTICS

CLASS : 2000

3 Starters

Fastest Lap History

NO	NAME	LAP TIME	TIME OF DAY	LAP	VEHICLE
32	**Terry CLARK**	**2:13.226**	11:52:56.434	1	Van Diemen RF00
32	**Terry CLARK**	**2:02.692**	11:54:59.126	2	Van Diemen RF00
32	**Terry CLARK**	**2:02.644**	11:57:01.770	3	Van Diemen RF00
32	**Terry CLARK**	**2:01.107**	12:01:05.610	5	Van Diemen RF00

Leader History

NO	NAME	FROM LAP	LAPS LED	DISTANCE	VEHICLE
32	**Terry CLARK**	1	8	23.75 miles	Van Diemen RF00

Monoposto Championship

RACE 12 - STATISTICS

CLASS : Classic

5 Starters

Fastest Lap History

NO	NAME	LAP TIME	TIME OF DAY	LAP	VEHICLE
24	**Robin DAWE**	**2:12.233**	11:52:55.438	1	Formula Vauxhall Lotus
24	**Robin DAWE**	**2:02.284**	11:54:57.722	2	Formula Vauxhall Lotus
24	**Robin DAWE**	**2:00.790**	11:56:58.512	3	Formula Vauxhall Lotus
24	**Robin DAWE**	**2:00.045**	11:58:58.558	4	Formula Vauxhall Lotus

Leader History

NO	NAME	FROM LAP	LAPS LED	DISTANCE	VEHICLE
24	**Robin DAWE**	1	8	23.75 miles	Formula Vauxhall Lotus

Monoposto Championship

RACE 12 - STATISTICS

CLASS : M1000

6 Starters

Fastest Lap History

NO	NAME	LAP TIME	TIME OF DAY	LAP	VEHICLE
89	**Mark BETTS**	**2:03.859**	11:52:47.068	1	Jedi Mk6
89	**Mark BETTS**	**1:53.792**	11:54:40.860	2	Jedi Mk6
89	**Mark BETTS**	**1:53.412**	11:58:28.548	4	Jedi Mk6
89	**Mark BETTS**	**1:53.239**	12:04:10.281	7	Jedi Mk6

Leader History

NO	NAME	FROM LAP	LAPS LED	DISTANCE	VEHICLE
89	**Mark BETTS**	1	8	23.75 miles	Jedi Mk6

Weather / Track : Sunny / Dry

Snetterton 300: 2.9689 miles
Date: 24/04/2022 Start: 11:50 Finish: 12:06

Monoposto Championship

RACE 20 - GRID (15 minutes)

ROW 10	19	47	David JONES	2:20.901
	18	98	Rodney TOFT	2:17.052
ROW 9	17	52	Phil CHAPPELL	2:16.879
	16	57	Edward GUEST	2:08.276
ROW 8	15	64	Marcus SHEARD	2:08.233
	14	7	Geoff FERN	2:07.945
ROW 7	13	25	Jim SPENCER	2:06.920
	12	19	Nick CATANZARO	2:06.528
ROW 6	11	12	Phil DAVIS	2:04.216
	10	14	Robert SMITH	2:03.448
ROW 5	9	51	Declan WRIGHT	2:03.416
	8	32	Terry CLARK	2:01.107
ROW 4	7	24	Robin DAWE	2:00.045
	6	56	Tom WHEATLEY	1:59.324
ROW 3	5	48	Morgan MCCOURT	1:59.060
	4	77	Nigel DAVERS	1:57.609
ROW 2	3	224	Karl O'BRIEN	1:57.284
	2	62	David HEAVEY	1:56.671
ROW 1	1	89	Mark BETTS	1:53.239

Pole

Snetterton 300: 2.9689 miles

These results are provisional until the conclusion of any judicial and technical matters.

Clerk Of Course : Julian Floyd	Stewards :	Timekeeper : Nick Palmer

Monoposto Championship

RACE 20 - CLASSIFICATION

POS	NO	CL	PIC	NAME	ENTRY	LAPS	TIME	GAP	DIFF	MPH	BEST	ON
1	**89**	M1000	*1*	Mark BETTS	Jedi Mk6	**8**	15:21.590			92.77	**1:53.543**	3
2	**62**	M1000	*2*	David HEAVEY	Leastone 1000	**8**	15:48.032	**26.442**	26.442	90.19	**1:56.723**	8
3	**48**	M1000	*3*	Morgan MCCOURT	Leastone 1000	**8**	16:15.354	**53.764**	27.322	87.66	**1:58.498**	3
4	**51**	M1000	*4*	Declan WRIGHT	GEM AW3	**8**	16:36.537	**1:14.947**	21.183	85.80	**2:00.004**	6
5	**32**	2000	*1*	Terry CLARK	Van Diemen RF00	**8**	16:39.783	**1:18.193**	3.246	85.52	**2:01.277**	6
6	**14**	2000	*2*	Robert SMITH	Dallara F395	**8**	16:44.401	**1:22.811**	4.618	85.12	**2:01.677**	6
7	**7**	1800	*1*	Geoff FERN	Mygale SJ10 Duratec	**8**	17:12.683	**1:51.093**	28.282	82.79	**2:06.274**	3
8	**25**	Classic	*1*	Jim SPENCER	Reynard 883	**8**	17:35.234	**2:13.644**	22.551	81.02	**2:07.125**	5
9	**57**	Classic	*2*	Edward GUEST	Anson SA4	**8**	17:36.543	**2:14.953**	1.309	80.92	**2:06.201**	5
10	**77**	M1000	*5*	Nigel DAVERS	Jedi Mk6	**7**	13:53.298	**1 Lap**	1 Lap	89.78	**1:56.250**	7
11	**19**	Classic	*3*	Nick CATANZARO	Formula Vauxhall Lotus	**7**	15:16.222	**1 Lap**	1:22.924	81.65	**2:07.436**	7
12	**52**	2000	*3*	Phil CHAPPELL	Formula Renault	**7**	16:36.235	**1 Lap**	1:20.013	75.09	**2:20.766**	2
13	**47**	1800	*2*	David JONES	Van Diemen RF82	**7**	17:02.843	**1 Lap**	26.608	73.14	**2:23.198**	3
					NOT CLASSIFIED							
DNF	**64**	Classic		Marcus SHEARD	Reynard 883	**4**	8:55.612	**4 Laps**	3 Laps	79.81	**2:10.123**	2
DNF	**12**	1800		Phil DAVIS	Van Diemen RF98	**2**	4:20.615	**6 Laps**	2 Laps	82.02	**2:06.244**	2
DNF	**224**	M1000		Karl O'BRIEN	Leastone 1000	**1**	7:08.189	**7 Laps**	1 Lap	24.96		
DNF	**56**	1800		Tom WHEATLEY	Mygale SJ02	**0**						
					NOT STARTED							
NS	**24**	Classic		Robin DAWE	Formula Vauxhall Lotus							
NS	**98**	1800		Rodney TOFT	Van Diemen RF82							

FASTEST LAP

89	M1000	Mark BETTS	Jedi Mk6	**3**	1:53.543	94.13 mph	151.49 kph
32	2000	Terry CLARK	Van Diemen RF00	**6**	2:01.277	88.12 mph	141.83 kph
57	Classic	Edward GUEST	Anson SA4	**5**	2:06.201	84.69 mph	136.29 kph
12	1800	Phil DAVIS	Van Diemen RF98	**2**	2:06.244	84.66 mph	136.25 kph

Race Distance: 8 Laps / 23.75 miles

Weather / Track : Sunny / Dry

Snetterton 300: 2.9689 miles

These results are provisional until the conclusion of any judicial and technical matters.

Date: 24/04/2022 Start: 16:54 Finish: 17:10

Clerk Of Course : Julian Floyd	Stewards :	Timekeeper : Nick Palmer

Monoposto Championship

RACE 20 - LAP CHART

LAP 1		@ 16:56:45.603	LAP 2		@ 16:58:40.164	LAP 3		@ 17:00:33.707	LAP 4		@ 17:02:27.262	LAP 5		@ 17:04:22.787
NO	BEHIND	LAP TIME	NO	BEHIND	LAP TIME	NO	BEHIND	LAP TIME	NO	BEHIND	LAP TIME	NO	BEHIND	LAP TIME
89		2:01.068	**89**		1:54.561	**89**		1:53.543	**89**		1:53.555	**89**		1:55.525
62	3.355	2:04.423	**62**	7.675	1:58.881	**62**	12.900	1:58.768	**62**	16.886	1:57.541	**47**	1 Lap	2:24.605
77	6.935	2:08.003	**77**	11.022	1:58.648	**77**	15.536	1:58.057	**77**	19.554	1:57.573	**62**	18.715	1:57.354
48	7.853	2:08.921	**48**	12.560	1:59.268	**48**	17.515	1:58.498	**48**	23.056	1:59.096	**77**	21.807	1:57.778
12	13.303	2:14.371	**32**	24.957	2:05.571	**32**	35.951	2:04.537	**51**	44.568	2:01.926	**48**	27.777	2:00.246
32	13.947	2:15.015	**12**	24.986	2:06.244	**51**	36.197	2:02.315	**32**	45.873	2:03.477	**51**	50.224	2:01.181
51	17.140	2:18.208	**51**	27.425	2:04.846	**14**	40.343	2:04.177	**14**	49.403	2:02.615	**32**	53.182	2:02.834
14	17.632	2:18.700	**14**	29.709	2:06.638	**7**	43.757	2:06.274	**7**	56.891	2:06.689	**14**	55.732	2:01.854
7	18.247	2:19.315	**7**	31.026	2:07.340	**19**	54.314	2:10.257	**19**	1:09.436	2:08.677	**7**	1:09.276	2:07.910
19	21.971	2:23.039	**19**	37.600	2:10.190	**25**	55.116	2:09.903	**57**	1:10.132	2:08.087	**57**	1:20.808	2:06.201
64	23.015	2:24.083	**64**	38.577	2:10.123	**64**	55.199	2:10.165	**25**	1:11.892	2:10.331	**19**	1:22.725	2:08.814
25	23.188	2:24.256	**25**	38.756	2:10.129	**57**	55.600	2:09.722	**64**	1:12.885	2:11.241	**25**	1:23.492	2:07.125
57	24.830	2:25.898	**57**	39.421	2:09.152	**224**	2 Laps	7:08.189 **P**	**52**	1:50.164	2:23.113			
52	25.466	2:26.534	**52**	51.671	2:20.766	**52**	1:20.606	2:22.478						
47	35.660	2:36.728	**47**	1:06.283	2:25.184	**47**	1:35.938	2:23.198						

Weather / Track : Sunny / Dry

Snetterton 300: 2.9689 miles
Date: 24/04/2022 Start: 16:54 Finish: 17:10

Monoposto Championship

RACE 20 - LAP CHART

LAP 6		@ 17:06:17.844
NO	BEHIND	LAP TIME
89		1:55.057
52	1 Lap	2:20.820
62	21.239	1:57.581
77	23.739	1:56.989
48	35.970	2:03.250
47	1 Lap	2:23.479
51	55.171	2:00.004
32	59.402	2:01.277
14	1:02.352	2:01.677
7	1:22.101	2:07.882
57	1:31.962	2:06.211
19	1:35.477	2:07.809
25	1:36.936	2:08.501

LAP 7		@ 17:08:12.540
NO	BEHIND	LAP TIME
89		1:54.696
62	23.304	1:56.761
77	25.293	1:56.250
48	45.647	2:04.373
52	1 Lap	2:21.404
51	1:00.825	2:00.350
32	1:07.552	2:02.846
47	1 Lap	2:23.785
14	1:10.108	2:02.452
7	1:35.991	2:08.586
57	1:46.331	2:09.065
19	1:48.217	2:07.436
25	1:51.032	2:08.792

LAP 8		@ 17:10:06.125
NO	BEHIND	LAP TIME
89		1:53.585
62	26.442	1:56.723
48	53.764	2:01.702
52	1 Lap	2:21.120
51	1:14.947	2:07.707
32	1:18.193	2:04.226
14	1:22.811	2:06.288
47	1 Lap	2:25.864
7	1:51.093	2:08.687
25	2:13.644	2:16.197
57	2:14.953	2:22.207

Weather / Track : Sunny / Dry

Snetterton 300: 2.9689 miles
Date: 24/04/2022 Start: 16:54 Finish: 17:10

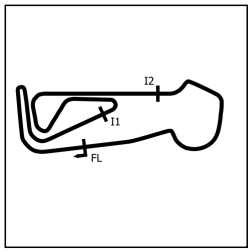

Monoposto Championship

RACE 20 - SECTOR ANALYSIS

SECTOR 1 = FL to I1, SECTOR 2 = I1 to I2, SECTOR 3 = I2 to FL, DIFF = Difference To Personal Best Lap, P = Crossed Finish Line in Pit Lane, D = Time Disallowed

P1 89 M1000 Mark BETTS — Jedi Mk6

IDEAL LAP TIME : 1:53.135 BEST LAP TIME : 1:53.543 DIFFERENCE : 0.408

LAP	SECTOR 1		SECTOR 2		SECTOR 3		LAP TIME	MPH	DIFF	TIME OF DAY
1 -		120.0	41.489	134.2	38.241	131.0	2:01.068	88.28	7.525	16:56:45.603
2 -	35.860	122.0	41.057	135.0	37.644	132.1	1:54.561	93.29	1.018	16:58:40.164
3 -	35.554	122.2	40.686	133.9	***37.303***	***133.1***	***1:53.543*** **(1)**	***94.13***		***17:00:33.707***
4 -	35.495	120.6	***40.433***	133.1	37.627	131.8	1:53.555 **(2)**	94.12	0.012	17:02:27.262
5 -	35.555	121.1	41.499	133.6	38.471	131.3	1:55.525	92.51	1.982	17:04:22.787
6 -	36.283	120.4	41.098	134.4	37.676	132.3	1:55.057	92.89	1.514	17:06:17.844
7 -	35.732	***122.6***	40.863	***135.2***	38.101	131.8	1:54.696	93.18	1.153	17:08:12.540
8 -	***35.399***	***122.6***	40.514	***135.2***	37.672	132.8	1:53.585 **(3)**	94.09	0.042	17:10:06.125

P2 62 M1000 David HEAVEY — Leastone 1000

IDEAL LAP TIME : 1:55.619 BEST LAP TIME : 1:56.723 DIFFERENCE : 1.104

LAP	SECTOR 1		SECTOR 2		SECTOR 3		LAP TIME	MPH	DIFF	TIME OF DAY
1 -		110.7	43.119	123.8	38.734	120.4	2:04.423	85.90	7.700	16:56:48.958
2 -	37.122	108.5	43.001	***124.0***	38.758	***120.9***	1:58.881	89.90	2.158	16:58:47.839
3 -	36.743	112.5	42.706	122.0	39.319	120.6	1:58.768	89.99	2.045	17:00:46.607
4 -	36.764	111.8	42.476	121.7	38.301	***120.9***	1:57.541	90.93	0.818	17:02:44.148
5 -	36.530	111.2	41.927	122.9	38.897	120.4	1:57.354 **(3)**	91.07	0.631	17:04:41.502
6 -	37.445	111.1	41.929	123.3	38.207	120.0	1:57.581	90.89	0.858	17:06:39.083
7 -	37.132	112.2	41.843	123.1	***37.786***	120.4	1:56.761 **(2)**	91.53	0.038	17:08:35.844
8 -	***36.413***	***112.7***	***41.420***	123.3	38.890	119.8	***1:56.723*** **(1)**	***91.56***		***17:10:32.567***

P3 48 M1000 Morgan MCCOURT — Leastone 1000

IDEAL LAP TIME : 1:58.356 BEST LAP TIME : 1:58.498 DIFFERENCE : 0.142

LAP	SECTOR 1		SECTOR 2		SECTOR 3		LAP TIME	MPH	DIFF	TIME OF DAY
1 -		113.5	43.602	***126.3***	39.983	124.2	2:08.921	82.90	10.423	16:56:53.456
2 -	37.366	***116.1***	42.549	125.9	39.353	124.9	1:59.268 **(3)**	89.61	0.770	16:58:52.724
3 -	37.068	115.7	***42.365***	124.7	***39.065***	***125.6***	***1:58.498*** **(1)**	***90.19***		***17:00:51.222***
4 -	36.943	115.3	42.381	124.9	39.772	124.2	1:59.096 **(2)**	89.74	0.598	17:02:50.318
5 -	***36.926***	114.5	43.241	124.7	40.079	122.4	2:00.246	88.88	1.748	17:04:50.564
6 -	37.641	112.4	43.366	118.7	42.243	120.6	2:03.250	86.71	4.752	17:06:53.814
7 -	37.673	111.6	43.311	122.6	43.389	121.5	2:04.373	85.93	5.875	17:08:58.187
8 -	38.021	112.0	43.396	122.0	40.285	123.5	2:01.702	87.82	3.204	17:10:59.889

P4 51 M1000 Declan WRIGHT — GEM AW3

IDEAL LAP TIME : 1:58.991 BEST LAP TIME : 2:00.004 DIFFERENCE : 1.013

LAP	SECTOR 1		SECTOR 2		SECTOR 3		LAP TIME	MPH	DIFF	TIME OF DAY
1 -		107.2	46.065	122.6	43.349	121.3	2:18.208	77.33	18.204	16:57:02.743
2 -	40.479	108.9	43.805	***123.3***	40.562	124.7	2:04.846	85.61	4.842	16:59:07.589
3 -	39.281	106.1	43.088	120.9	39.946	***126.8***	2:02.315	87.38	2.311	17:01:09.904
4 -	37.937	***114.9***	43.552	122.0	40.437	123.8	2:01.926	87.66	1.922	17:03:11.830
5 -	***37.157***	113.5	42.750	122.6	41.274	121.5	2:01.181 **(3)**	88.19	1.177	17:05:13.011
6 -	37.741	113.5	42.396	***123.3***	***39.867***	123.5	***2:00.004*** **(1)**	***89.06***		***17:07:13.015***
7 -	37.646	112.4	***41.967***	122.9	40.737	123.5	2:00.350 **(2)**	88.80	0.346	17:09:13.365
8 -	39.744	104.3	44.795	122.2	43.168	113.3	2:07.707	83.69	7.703	17:11:21.072

P5 32 2000 Terry CLARK — Van Diemen RF00

IDEAL LAP TIME : 2:01.078 BEST LAP TIME : 2:01.277 DIFFERENCE : 0.199

LAP	SECTOR 1		SECTOR 2		SECTOR 3		LAP TIME	MPH	DIFF	TIME OF DAY
1 -		105.6	45.702	127.3	41.391	123.1	2:15.015	79.16	13.738	16:56:59.550
2 -	39.977	109.1	44.702	121.1	40.892	***124.5***	2:05.571	85.11	4.294	16:59:05.121
3 -	38.767	109.8	44.669	126.3	41.101	122.6	2:04.537	85.82	3.260	17:01:09.658
4 -	38.012	112.4	44.104	120.2	41.361	122.0	2:03.477	86.55	2.200	17:03:13.135
5 -	38.459	113.1	43.683	***128.8***	40.692	122.4	2:02.834 **(2)**	87.01	1.557	17:05:15.969
6 -	***37.462***	***114.3***	43.395	128.0	***40.420***	122.4	***2:01.277*** **(1)**	***88.12***		***17:07:17.246***
7 -	37.828	112.7	***43.196***	128.3	41.822	121.5	2:02.846 **(3)**	87.00	1.569	17:09:20.092
8 -	37.811	110.7	43.965	126.3	42.450	122.9	2:04.226	86.03	2.949	17:11:24.318

Weather / Track : Sunny / Dry

Snetterton 300: 2.9689 miles
Date: 24/04/2022 Start: 16:54 Finish: 17:10

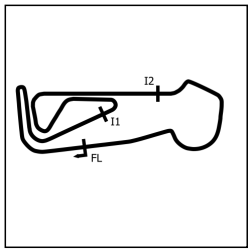

Monoposto Championship

RACE 20 - SECTOR ANALYSIS

SECTOR 1 = FL to I1, SECTOR 2 = I1 to I2, SECTOR 3 = I2 to FL, DIFF = Difference To Personal Best Lap, P = Crossed Finish Line in Pit Lane, D = Time Disallowed

P6 14 2000 Robert SMITH — Dallara F395

IDEAL LAP TIME : 2:01.249 BEST LAP TIME : 2:01.677 DIFFERENCE : 0.428

LAP	SECTOR 1		SECTOR 2		SECTOR 3		LAP TIME		MPH	DIFF	TIME OF DAY
1 -		108.7	46.192	129.3	42.350	123.5	2:18.700		77.05	17.023	16:57:03.235
2 -	40.645	114.9	44.529	130.5	41.464	124.7	2:06.638		84.39	4.961	16:59:09.873
3 -	39.229	114.9	43.924	129.0	41.024	124.9	2:04.177		86.07	2.500	17:01:14.050
4 -	38.505	114.9	43.506	129.8	40.604	124.9	2:02.615		87.16	0.938	17:03:16.665
5 -	38.403	114.7	***42.985***	***131.0***	40.466	124.9	2:01.854	**(2)**	87.71	0.177	17:05:18.519
6 -	***37.848***	115.5	43.413	130.3	***40.416***	124.2	***2:01.677***	**(1)**	***87.83***		***17:07:20.196***
7 -	38.125	115.3	43.528	130.5	40.799	124.9	2:02.452	**(3)**	87.28	0.775	17:09:22.648
8 -	41.420	***115.9***	43.724	130.5	41.144	***125.2***	2:06.288		84.63	4.611	17:11:28.936

P7 7 1800 Geoff FERN — Mygale SJ10 Duratec

IDEAL LAP TIME : 2:05.961 BEST LAP TIME : 2:06.274 DIFFERENCE : 0.313

LAP	SECTOR 1		SECTOR 2		SECTOR 3		LAP TIME		MPH	DIFF	TIME OF DAY
1 -		107.5	45.222	122.0	42.698	122.0	2:19.315		76.71	13.041	16:57:03.850
2 -	40.370	108.5	44.680	123.8	***42.290***	121.7	2:07.340	**(3)**	83.93	1.066	16:59:11.190
3 -	39.323	111.4	44.523	***126.8***	42.428	120.9	***2:06.274***	**(1)**	***84.64***		***17:01:17.464***
4 -	39.286	***111.6***	***44.387***	126.6	43.016	120.9	2:06.689	**(2)**	84.36	0.415	17:03:24.153
5 -	***39.284***	109.4	45.300	121.3	43.326	120.9	2:07.910		83.55	1.636	17:05:32.063
6 -	39.917	110.0	44.750	***126.8***	43.215	120.9	2:07.882		83.57	1.608	17:07:39.945
7 -	39.680	107.5	45.623	121.5	43.283	***122.2***	2:08.586		83.12	2.312	17:09:48.531
8 -	39.713	109.8	45.199	124.7	43.775	121.3	2:08.687		83.05	2.413	17:11:57.218

P8 25 Classic Jim SPENCER — Reynard 883

IDEAL LAP TIME : 2:06.789 BEST LAP TIME : 2:07.125 DIFFERENCE : 0.336

LAP	SECTOR 1		SECTOR 2		SECTOR 3		LAP TIME		MPH	DIFF	TIME OF DAY
1 -		94.6	47.200	118.5	43.924	116.7	2:24.256		74.09	17.131	16:57:08.791
2 -	40.942	108.2	45.986	118.9	43.201	116.7	2:10.129		82.13	3.004	16:59:18.920
3 -	40.859	99.7	45.707	117.7	43.337	***116.9***	2:09.903		82.27	2.778	17:01:28.823
4 -	40.730	108.4	45.692	107.2	43.909	116.5	2:10.331		82.00	3.206	17:03:39.154
5 -	***39.769***	107.8	45.125	119.1	***42.231***	116.3	***2:07.125***	**(1)**	***84.07***		***17:05:46.279***
6 -	40.255	***109.2***	***44.789***	***119.4***	43.457	114.9	2:08.501	**(2)**	83.17	1.376	17:07:54.780
7 -	40.546	105.3	45.386	116.9	42.860	107.7	2:08.792	**(3)**	82.98	1.667	17:10:03.572
8 -	41.004	106.8	46.247	117.3	48.946	89.9	2:16.197		78.47	9.072	17:12:19.769

P9 57 Classic Edward GUEST — Anson SA4

IDEAL LAP TIME : 2:05.629 BEST LAP TIME : 2:06.201 DIFFERENCE : 0.572

LAP	SECTOR 1		SECTOR 2		SECTOR 3		LAP TIME		MPH	DIFF	TIME OF DAY
1 -		98.5	47.126	116.5	45.079	113.9	2:25.898		73.25	19.697	16:57:10.433
2 -	40.371	108.5	45.336	118.3	43.445	114.7	2:09.152		82.75	2.951	16:59:19.585
3 -	40.763	106.1	45.739	118.9	43.220	118.3	2:09.722		82.39	3.521	17:01:29.307
4 -	40.639	***109.6***	45.002	***122.6***	42.446	***118.7***	2:08.087	**(3)**	83.44	1.886	17:03:37.394
5 -	39.582	***109.6***	***44.924***	122.0	***41.695***	117.3	***2:06.201***	**(1)**	***84.69***		***17:05:43.595***
6 -	***39.010***	106.3	45.034	122.0	42.167	115.7	2:06.211	**(2)**	84.68	0.010	17:07:49.806
7 -	40.019	106.5	45.062	121.7	43.984	114.9	2:09.065		82.81	2.864	17:09:58.871
8 -	40.512	108.9	57.687	120.2	44.008	112.7	2:22.207		75.15	16.006	17:12:21.078

P10 77 M1000 Nigel DAVERS — Jedi Mk6

IDEAL LAP TIME : 1:55.573 BEST LAP TIME : 1:56.250 DIFFERENCE : 0.677

LAP	SECTOR 1		SECTOR 2		SECTOR 3		LAP TIME		MPH	DIFF	TIME OF DAY
1 -		120.4	43.622	130.8	39.595	129.0	2:08.003		83.49	11.753	16:56:52.538
2 -	37.440		42.330	130.3	38.878	130.8	1:58.648		90.08	2.398	16:58:51.186
3 -	37.135		42.117	129.3	38.805	131.8	1:58.057		90.53	1.807	17:00:49.243
4 -	37.151	120.9	41.869	129.0	38.553	131.3	1:57.573	**(3)**	90.90	1.323	17:02:46.816
5 -	37.140		41.857	131.3	38.781	130.8	1:57.778		90.74	1.528	17:04:44.594
6 -	36.703	118.7	42.148	130.8	38.138	130.5	1:56.989	**(2)**	91.35	0.739	17:06:41.583
7 -	37.002	***121.5***	***41.271***	***132.3***	***37.977***	***132.1***	***1:56.250***	**(1)**	***91.94***		***17:08:37.833***

Weather / Track : Sunny / Dry

Snetterton 300: 2.9689 miles
Date: 24/04/2022 Start: 16:54 Finish: 17:10

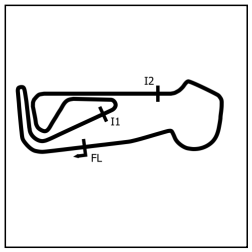

Monoposto Championship

RACE 20 - SECTOR ANALYSIS

SECTOR 1 = FL to I1, SECTOR 2 = I1 to I2, SECTOR 3 = I2 to FL, DIFF = Difference To Personal Best Lap, P = Crossed Finish Line in Pit Lane, D = Time Disallowed

P11 19 Classic Nick CATANZARO — Formula Vauxhall Lotus

IDEAL LAP TIME : 2:06.776 BEST LAP TIME : 2:07.436 DIFFERENCE : 0.660

LAP	SECTOR 1		SECTOR 2		SECTOR 3		LAP TIME	MPH	DIFF	TIME OF DAY
1 -		101.5	46.639	111.8	44.630	121.7	2:23.039	74.72	15.603	16:57:07.574
2 -	40.369	111.8	45.372	116.1	44.449	***122.4***	2:10.190	82.09	2.754	16:59:17.764
3 -	40.312	103.7	46.043	113.5	43.902	120.9	2:10.257	82.05	2.821	17:01:28.021
4 -	39.650	110.0	45.264	114.9	43.763	121.3	2:08.677 **(3)**	83.06	1.241	17:03:36.698
5 -	39.538	***113.3***	45.300	115.5	43.976	120.4	2:08.814	82.97	1.378	17:05:45.512
6 -	39.880	108.4	44.939	***118.1***	***42.990***	120.4	2:07.809 **(2)**	83.62	0.373	17:07:53.321
7 -	***39.126***	112.5	***44.660***	113.3	43.650	121.3	***2:07.436*** **(1)**	***83.87***		***17:10:00.757***

P12 52 2000 Phil CHAPPELL — Formula Renault

IDEAL LAP TIME : 2:18.144 BEST LAP TIME : 2:20.766 DIFFERENCE : 2.622

LAP	SECTOR 1		SECTOR 2		SECTOR 3		LAP TIME	MPH	DIFF	TIME OF DAY
1 -		***101.5***	***47.755***	113.3	***46.084***	107.2	2:26.534	72.93	5.768	16:57:11.069
2 -	***44.305***	97.5	49.401	***113.9***	47.060	***108.0***	***2:20.766*** **(1)**	***75.92***		***16:59:31.835***
3 -	45.013	93.5	50.888	108.7	46.577	105.8	2:22.478	75.01	1.712	17:01:54.313
4 -	45.915	94.1	50.025	112.5	47.173	105.6	2:23.113	74.68	2.347	17:04:17.426
5 -	44.493	96.5	49.241	113.5	47.086	103.2	2:20.820 **(2)**	75.89	0.054	17:06:38.246
6 -	44.610	97.9	49.228	113.5	47.566	107.2	2:21.404	75.58	0.638	17:08:59.650
7 -	44.366	97.9	49.458	110.7	47.296	107.2	2:21.120 **(3)**	75.73	0.354	17:11:20.770

P13 47 1800 David JONES — Van Diemen RF82

IDEAL LAP TIME : 2:22.288 BEST LAP TIME : 2:23.198 DIFFERENCE : 0.910

LAP	SECTOR 1		SECTOR 2		SECTOR 3		LAP TIME	MPH	DIFF	TIME OF DAY
1 -		95.3	51.303	109.4	48.350	108.0	2:36.728	68.19	13.530	16:57:21.263
2 -	45.733	94.7	50.216	103.7	49.235	107.8	2:25.184	73.61	1.986	16:59:46.447
3 -	46.068	***98.9***	49.656	110.3	***47.474***	107.8	***2:23.198*** **(1)**	***74.63***		***17:02:09.645***
4 -	***45.322***	93.2	50.920	107.2	48.363	108.2	2:24.605	73.91	1.407	17:04:34.250
5 -	45.548	91.9	50.048	***110.9***	47.883	108.4	2:23.479 **(2)**	74.49	0.281	17:06:57.729
6 -	45.723	98.2	50.354	104.0	47.708	***110.1***	2:23.785 **(3)**	74.33	0.587	17:09:21.514
7 -	45.331	96.0	***49.492***	107.0	51.041	101.9	2:25.864	73.27	2.666	17:11:47.378

P14 64 Classic Marcus SHEARD — Reynard 883

IDEAL LAP TIME : 2:09.478 BEST LAP TIME : 2:10.123 DIFFERENCE : 0.645

LAP	SECTOR 1		SECTOR 2		SECTOR 3		LAP TIME	MPH	DIFF	TIME OF DAY
1 -		106.6	46.469	***123.1***	44.440	116.3	2:24.083	74.17	13.960	16:57:08.618
2 -	40.628	109.4	***45.538***	122.4	43.957	***117.3***	***2:10.123*** **(1)**	***82.13***		***16:59:18.741***
3 -	40.629	109.6	45.740	121.3	***43.796***	116.1	2:10.165 **(2)**	82.11	0.042	17:01:28.906
4 -	***40.144***	***111.8***	45.838	110.3	45.259	101.5	2:11.241 **(3)**	81.43	1.118	17:03:40.147

P15 12 1800 Phil DAVIS — Van Diemen RF98

IDEAL LAP TIME : 2:06.244 BEST LAP TIME : 2:06.244 DIFFERENCE : 0.000

LAP	SECTOR 1		SECTOR 2		SECTOR 3		LAP TIME	MPH	DIFF	TIME OF DAY
1 -		107.7	45.287	120.0	41.860	***114.3***	2:14.371 **(2)**	79.54	8.127	16:56:58.906
2 -	***39.899***	***107.8***	***44.521***	***120.6***	***41.824***	108.9	***2:06.244*** **(1)**	***84.66***		***16:59:05.150***

P16 224 M1000 Karl O'BRIEN — Leastone 1000

IDEAL LAP TIME : BEST LAP TIME : DIFFERENCE :

LAP	SECTOR 1	SECTOR 2	SECTOR 3	LAP TIME	MPH	DIFF	TIME OF DAY
1 -	***OUTLAP***		***IN PIT***	7:08.189 **P**	24.96		17:01:52.724

Weather / Track : Sunny / Dry

Snetterton 300: 2.9689 miles
Date: 24/04/2022 Start: 16:54 Finish: 17:10

Monoposto Championship

RACE 20 - BEST SECTORS

	SECTOR 1			SECTOR 2			SECTOR 3		
POS	NO	NAME	TIME	NO	NAME	TIME	NO	NAME	TIME
1	89	BETTS	35.399	89	BETTS	40.433	89	BETTS	37.303
2	77	DAVERS	36.325	77	DAVERS	41.271	62	HEAVEY	37.786
3	62	HEAVEY	36.413	62	HEAVEY	41.420	77	DAVERS	37.977
4	48	MCCOURT	36.926	51	WRIGHT	41.967	48	MCCOURT	39.065
5	51	WRIGHT	37.157	48	MCCOURT	42.365	51	WRIGHT	39.867
6	32	CLARK	37.462	14	SMITH	42.985	14	SMITH	40.416
7	14	SMITH	37.848	32	CLARK	43.196	32	CLARK	40.420
8	57	GUEST	39.010	7	FERN	44.387	57	GUEST	41.695
9	19	CATANZARO	39.126	12	DAVIS	44.521	12	DAVIS	41.824
10	7	FERN	39.284	19	CATANZARO	44.660	25	SPENCER	42.231
11	25	SPENCER	39.769	25	SPENCER	44.789	7	FERN	42.290
12	12	DAVIS	39.899	57	GUEST	44.924	19	CATANZARO	42.990
13	64	SHEARD	40.144	64	SHEARD	45.538	64	SHEARD	43.796
14	52	CHAPPELL	44.305	52	CHAPPELL	47.755	52	CHAPPELL	46.084
15	47	JONES	45.322	47	JONES	49.492	47	JONES	47.474
16				224	O'BRIEN	1:00.899			
17									

IDEAL / BEST COMPARISON					
POS	NO	NAME	IDEAL	BEST	DIFF
		PERFECT LAP	1:53.135		
1	89	BETTS	1:53.135	1:53.543	0.408
2	77	DAVERS	1:55.573	1:56.250	0.677
3	62	HEAVEY	1:55.619	1:56.723	1.104
4	48	MCCOURT	1:58.356	1:58.498	0.142
5	51	WRIGHT	1:58.991	2:00.004	1.013
6	32	CLARK	2:01.078	2:01.277	0.199
7	14	SMITH	2:01.249	2:01.677	0.428
8	57	GUEST	2:05.629	2:06.201	0.572
9	7	FERN	2:05.961	2:06.274	0.313
10	12	DAVIS	2:06.244	2:06.244	0.000
11	19	CATANZARO	2:06.776	2:07.436	0.660
12	25	SPENCER	2:06.789	2:07.125	0.336
13	64	SHEARD	2:09.478	2:10.123	0.645
14	52	CHAPPELL	2:18.144	2:20.766	2.622
15	47	JONES	2:22.288	2:23.198	0.910
16	224	O'BRIEN			

Weather / Track : Sunny / Dry

Snetterton 300: 2.9689 miles
Date: 24/04/2022 Start: 16:54 Finish: 17:10

Results can be found at www.tsl-timing.com

Printed - 17:20 Sunday, 24 April 2022

Monoposto Championship

RACE 20 - BEST SPEEDS

	INTERMEDIATE 1			INTERMEDIATE 2			FINISH LINE		
POS	NO	NAME	MPH	NO	NAME	MPH	NO	NAME	MPH
1	**89**	BETTS	**122.6**	**89**	BETTS	**135.2**	**89**	BETTS	**133.1**
2	**77**	DAVERS	**121.5**	**77**	DAVERS	**132.3**	**77**	DAVERS	**132.1**
3	**48**	MCCOURT	**116.1**	**14**	SMITH	**131.0**	**51**	WRIGHT	**126.8**
4	**14**	SMITH	**115.9**	**32**	CLARK	**128.8**	**48**	MCCOURT	**125.6**
5	**51**	WRIGHT	**114.9**	**7**	FERN	**126.8**	**14**	SMITH	**125.2**
6	**32**	CLARK	**114.3**	**48**	MCCOURT	**126.3**	**32**	CLARK	**124.5**
7	**19**	CATANZARO	**113.3**	**62**	HEAVEY	**124.0**	**19**	CATANZARO	**122.4**
8	**62**	HEAVEY	**112.7**	**51**	WRIGHT	**123.3**	**7**	FERN	**122.2**
9	**64**	SHEARD	**111.8**	**64**	SHEARD	**123.1**	**62**	HEAVEY	**120.9**
10	**7**	FERN	**111.6**	**57**	GUEST	**122.6**	**57**	GUEST	**118.7**
11	**57**	GUEST	**109.6**	**12**	DAVIS	**120.6**	**64**	SHEARD	**117.3**
12	**25**	SPENCER	**109.2**	**25**	SPENCER	**119.4**	**25**	SPENCER	**116.9**
13	**12**	DAVIS	**107.8**	**19**	CATANZARO	**118.1**	**12**	DAVIS	**114.3**
14	**52**	CHAPPELL	**101.5**	**52**	CHAPPELL	**113.9**	**47**	JONES	**110.1**
15	**47**	JONES	**98.9**	**47**	JONES	**110.9**	**52**	CHAPPELL	**108.0**
16	**224**	O'BRIEN	**72.0**	**224**	O'BRIEN	**66.5**			
17									
18									
19									

Weather / Track : Sunny / Dry

Snetterton 300: 2.9689 miles
Date: 24/04/2022 Start: 16:54 Finish: 17:10

Results can be found at www.tsl-timing.com

Printed - 17:20 Sunday, 24 April 2022

Monoposto Championship

RACE 20 - STATISTICS

Competitors Started	16
Planned Start	2022-04-24 @ 17:00:00.000
Actual Start	2022-04-24 @ 16:54:44.534
Finish Time	2022-04-24 @ 17:10:04.159
Track Length	2.9689mi.
Total Laps	107
Total Distance Covered	317.6735mi.

Session Fastest Lap History

NO	CL	NAME	LAP TIME	TIME OF DAY	LAP	VEHICLE
89	M1000	**Mark BETTS**	**2:01.068**	16:56:45.614	1	Jedi Mk6
89	M1000	**Mark BETTS**	**1:54.561**	16:58:40.176	2	Jedi Mk6
89	M1000	**Mark BETTS**	**1:53.543**	17:00:33.718	3	Jedi Mk6

Session Leader History

NO	CL	NAME	FROM LAP	LAPS LED	DISTANCE	VEHICLE
89	M1000	**Mark BETTS**	1	8	23.75 miles	Jedi Mk6

Flag History

TYPE	TIME OF DAY
GREEN	16:54:44.534
FINISH	17:10:04.159

Flag Statistics

TYPE	COUNT	TOTAL LAPS	TOTAL TIME
Green	1	8	18:52.827
Red	0	0	0.000
Safety Car	0	0	0.000
FCY	0	0	0.000

Monoposto Championship

RACE 20 - STATISTICS

CLASS : 1800

3 Starters

Fastest Lap History

NO	NAME	LAP TIME	TIME OF DAY	LAP	VEHICLE
12	**Phil DAVIS**	**2:14.371**	16:56:58.929	1	Van Diemen RF98
12	**Phil DAVIS**	**2:06.244**	16:59:05.150	2	Van Diemen RF98

Leader History

NO	NAME	FROM LAP	LAPS LED	DISTANCE	VEHICLE
12	**Phil DAVIS**	1	2	5.93 miles	Van Diemen RF98
7	**Geoff FERN**	3	6	17.81 miles	Mygale SJ10 Duratec

Weather / Track : Sunny / Dry

Snetterton 300: 2.9689 miles
Date: 24/04/2022 Start: 16:54 Finish: 17:10

Monoposto Championship

RACE 20 - STATISTICS

CLASS : 2000

3 Starters

Fastest Lap History

NO	NAME	LAP TIME	TIME OF DAY	LAP	VEHICLE
32	**Terry CLARK**	**2:15.015**	16:56:59.560	1	Van Diemen RF00
32	**Terry CLARK**	**2:05.571**	16:59:05.131	2	Van Diemen RF00
32	**Terry CLARK**	**2:04.537**	17:01:09.668	3	Van Diemen RF00
14	**Robert SMITH**	**2:04.177**	17:01:14.088	3	Dallara F395
32	**Terry CLARK**	**2:03.477**	17:03:13.145	4	Van Diemen RF00
14	**Robert SMITH**	**2:02.615**	17:03:16.703	4	Dallara F395
14	**Robert SMITH**	**2:01.854**	17:05:18.558	5	Dallara F395
32	**Terry CLARK**	**2:01.277**	17:07:17.256	6	Van Diemen RF00

Leader History

NO	NAME	FROM LAP	LAPS LED	DISTANCE	VEHICLE
32	**Terry CLARK**	1	8	23.75 miles	Van Diemen RF00

Weather / Track : Sunny / Dry

Snetterton 300: 2.9689 miles
Date: 24/04/2022 Start: 16:54 Finish: 17:10

Monoposto Championship

RACE 20 - STATISTICS

CLASS : Classic

4 Starters

Fastest Lap History

NO	NAME	LAP TIME	TIME OF DAY	LAP	VEHICLE
19	**Nick CATANZARO**	**2:23.039**	16:57:07.581	1	Formula Vauxhall Lotus
19	**Nick CATANZARO**	**2:10.190**	16:59:17.771	2	Formula Vauxhall Lotus
64	**Marcus SHEARD**	**2:10.123**	16:59:18.768	2	Reynard 883
57	**Edward GUEST**	**2:09.152**	16:59:19.587	2	Anson SA4
19	**Nick CATANZARO**	**2:08.677**	17:03:36.704	4	Formula Vauxhall Lotus
57	**Edward GUEST**	**2:08.087**	17:03:37.395	4	Anson SA4
57	**Edward GUEST**	**2:06.201**	17:05:43.597	5	Anson SA4

Leader History

NO	NAME	FROM LAP	LAPS LED	DISTANCE	VEHICLE
19	**Nick CATANZARO**	1	4	11.87 miles	Formula Vauxhall Lotus
57	**Edward GUEST**	5	3	8.90 miles	Anson SA4
25	**Jim SPENCER**	8	1	2.96 miles	Reynard 883

Monoposto Championship

RACE 20 - STATISTICS

CLASS : M1000

6 Starters

Fastest Lap History

NO	NAME	LAP TIME	TIME OF DAY	LAP	VEHICLE
89	**Mark BETTS**	**2:01.068**	16:56:45.614	1	Jedi Mk6
89	**Mark BETTS**	**1:54.561**	16:58:40.176	2	Jedi Mk6
89	**Mark BETTS**	**1:53.543**	17:00:33.718	3	Jedi Mk6

Leader History

NO	NAME	FROM LAP	LAPS LED	DISTANCE	VEHICLE
89	**Mark BETTS**	1	8	23.75 miles	Jedi Mk6

MONOPOSTO CHAMPIONSHIP

- F3 / M1400 / 1600

Snetterton 300

23rd / 24th April 2022

Timing & Results Provided by Timing Solutions Ltd

www.tsl-timing.com

Snetterton 300

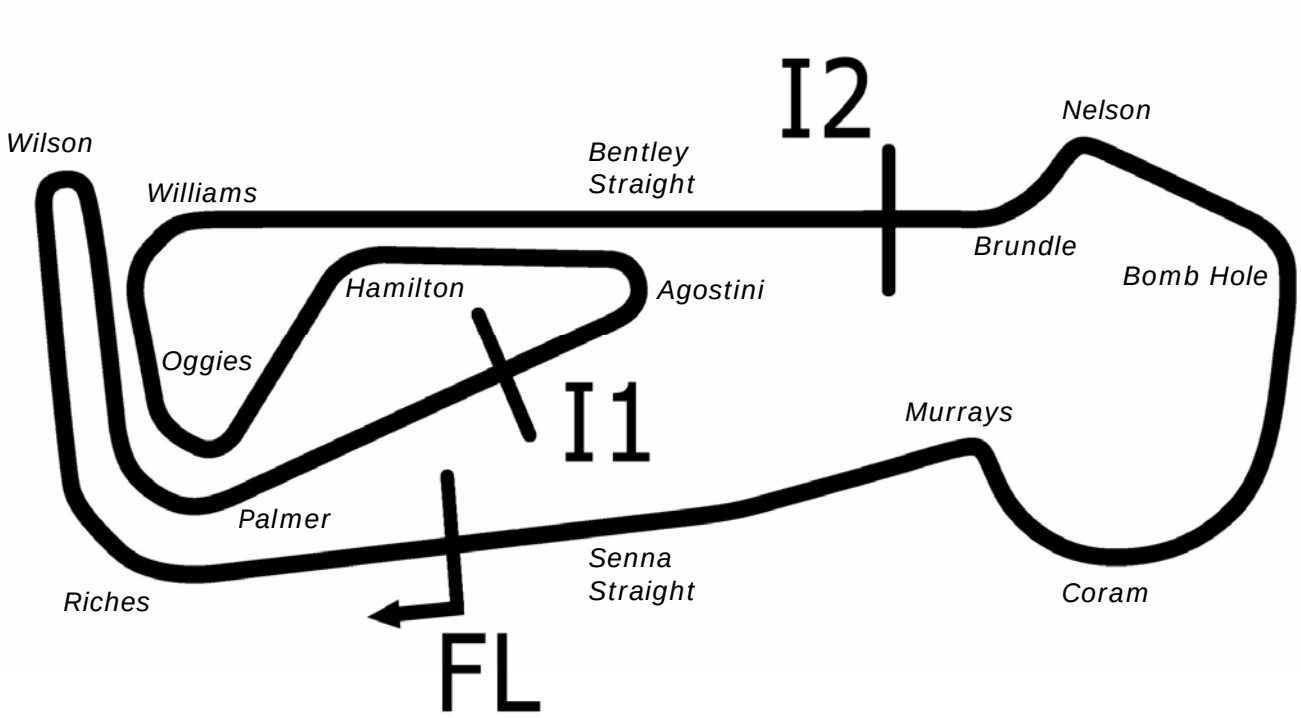

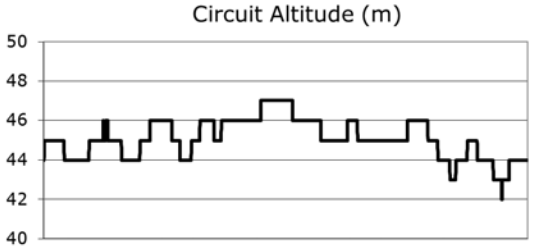

Length	2.9689 miles	4778.0 m	
FL		52.46340 N	0.94476 E
I1	1545m	52.46487 N	0.94466 E
I2	3198m	52.46617 N	0.94964 E
Pit Entry	4572m	52.46364 N	0.94774 E
Pit Exit	40m after FL	52.46338 N	0.94420 E

Pit Entry–Pit Exit 246m, 17.7s @50kph, 14.7s @60kph

All results available at www.tsl-timing.com

Monoposto Championship

QUALIFYING - RACE 4 - CLASSIFICATION

POS	NO	CL	PIC	NAME	ENTRY	TIME	ON	LAPS	GAP	DIFF	MPH
1	**9**	F3	1	**Tony BISHOP**	Dallara F307	**1:52.386**	7	8			95.10
2	**94**	F3	2	**Ashley DIBDEN**	Dallara F301	**1:52.892**	4	8	**0.506**	0.506	94.67
3	**31**	F3	3	**Chris DAVISON**	Dallara F301	**1:53.896**	4	7	**1.510**	1.004	93.84
4	**3**	M1400	1	**Jason TIMMS**	Dallara F301	**1:56.382**	5	8	**3.996**	2.486	91.83
5	**8**	M1400	2	**Martin WRIGHT**	Dallara F301	**1:57.965**	6	6	**5.579**	1.583	90.60
6	**17**	M1400	3	**Bruno COSTA**	JKS 1400	**1:59.748**	4	5	**7.362**	1.783	89.25
7	**78**	M1400	4	**Myles CASTALDNINI**	Speads RM08	**2:00.481**	6	6	**8.095**	0.733	88.71
8	**5**	F3	4	**Russ GILES**	Dallara F398	**2:02.138**	3	5	**9.752**	1.657	87.50
9	**68**	F3	5	**Malcolm SCOTT**	Dallara F398	**2:02.287**	6	7	**9.901**	0.149	87.40
10	**36**	F3	6	**Mike HATTON**	Dallara F305	**2:02.827**	6	8	**10.441**	0.540	87.01
11	**22**	F3	7	**Dean WARREN**	Dallara F302	**2:02.978**	4	4	**10.592**	0.151	86.91
12	**157**	F3	8	**Chris LEVY**	Dallara F397	**2:03.084**	4	7	**10.698**	0.106	86.83
13	**100**	F3	9	**Juan MORENO**	Formula Renault	**2:10.023**	6	7	**17.637**	6.939	82.20
14	**13**	1600	1	**Kyle WALLACE**	Formula Renault	**2:14.854**	6	7	**22.468**	4.831	79.25
15	**76**	1600	2	**Richard BILES**	Van Diemen RF89	**2:18.342**	3	5	**25.956**	3.488	77.25
16	**7**	1600	3	**Geoff FERN**	Van Diemen RF89			0			

Weather / Track : Bright / Dry

Snetterton 300: 2.9689 miles

These results are provisional until the conclusion of any judicial and technical matters.

Date: 23/04/2022 Start: 10:31 Finish: 10:46

Clerk Of Course : Julian Floyd	Stewards :	Timekeeper : Nick Palmer

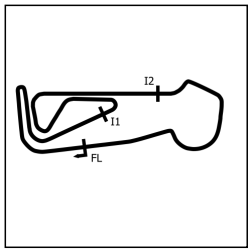

Monoposto Championship

QUALIFYING - RACE 4 - SECTOR ANALYSIS

SECTOR 1 = FL to I1, SECTOR 2 = I1 to I2, SECTOR 3 = I2 to FL, DIFF = Difference To Personal Best Lap, P = Crossed Finish Line in Pit Lane, D = Time Disallowed

P1 9 F3 Tony BISHOP — Dallara F307

IDEAL LAP TIME : 1:52.386 BEST LAP TIME : 1:52.386 DIFFERENCE : 0.000

LAP	SECTOR 1		SECTOR 2		SECTOR 3		LAP TIME	MPH	DIFF	TIME OF DAY
1 -	OUTLAP	93.2	48.430	122.6	43.932	123.3	2:19.440	76.65	27.054	10:34:08.666
2 -	37.312	115.5	41.825	126.6	38.050	124.2	1:57.187	91.20	4.801	10:36:05.853
3 -	35.237	116.1	40.856	126.8	37.578	125.4	1:53.671 (2)	94.02	1.285	10:37:59.524
4 -	35.113	***118.5***	42.154	***127.5***	40.119	125.2	1:57.386	91.05	5.000	10:39:56.910
5 -	37.049	115.3	41.754	126.1	37.716	124.9	1:56.519	91.72	4.133	10:41:53.429
6 -	35.414	108.5	43.864	125.6	38.059	125.4	1:57.337	91.08	4.951	10:43:50.766
7 -	***34.975***	115.7	***40.509***	125.9	***36.902***	125.4	***1:52.386 (1)***	***95.10***		***10:45:43.152***
8 -	35.791	115.7	41.021	126.1	38.139	***125.9***	1:54.951 (3)	92.97	2.565	10:47:38.103

P2 94 F3 Ashley DIBDEN — Dallara F301

IDEAL LAP TIME : 1:52.746 BEST LAP TIME : 1:52.892 DIFFERENCE : 0.146

LAP	SECTOR 1		SECTOR 2		SECTOR 3		LAP TIME	MPH	DIFF	TIME OF DAY
1 -	OUTLAP	98.5	44.381	129.3	39.521	124.7	2:07.191	84.03	14.299	10:33:47.017
2 -	36.659		42.045	130.5	37.929	124.9	1:56.633	91.63	3.741	10:35:43.650
3 -	35.747	***120.6***	41.356	130.5	37.341	126.1	1:54.444	93.39	1.552	10:37:38.094
4 -	35.206		***40.495***	***131.3***	37.191	126.8	***1:52.892 (1)***	***94.67***		***10:39:30.986***
5 -	35.287		41.178	130.3	37.799	126.8	1:54.264	93.53	1.372	10:41:25.250
6 -	35.367	***120.6***	40.557	131.0	38.412	127.3	1:54.336	93.47	1.444	10:43:19.586
7 -	35.130		40.672	130.5	37.384	126.1	1:53.186 (3)	94.42	0.294	10:45:12.772
8 -	***35.077***		40.886	130.8	***37.174***	***127.5***	1:53.137 (2)	94.47	0.245	10:47:05.909

P3 31 F3 Chris DAVISON — Dallara F301

IDEAL LAP TIME : 1:53.642 BEST LAP TIME : 1:53.896 DIFFERENCE : 0.254

LAP	SECTOR 1		SECTOR 2		SECTOR 3		LAP TIME	MPH	DIFF	TIME OF DAY
1 -	OUTLAP	104.8	44.691	125.6	39.506	124.7	2:07.881	83.57	13.985	10:33:48.821
2 -	36.672	117.9	41.981	***129.0***	37.838	126.1	1:56.491	91.75	2.595	10:35:45.312
3 -	35.774	117.7	41.392	***129.0***	37.592	125.9	1:54.758 (2)	93.13	0.862	10:37:40.070
4 -	35.476	117.9	40.930	***129.0***	37.490	126.1	***1:53.896 (1)***	***93.84***		***10:39:33.966***
5 -	35.693	***118.1***	41.662	128.5	***37.487***	***126.8***	1:54.842 (3)	93.06	0.946	10:41:28.808
6 -	36.839	116.7	41.067	128.0	37.568	***126.8***	1:55.474	92.55	1.578	10:43:24.282
7 -	***35.353***	117.3	***40.802***	128.0	39.081	125.2	1:55.236	92.74	1.340	10:45:19.518

P4 3 M1400 Jason TIMMS — Dallara F301

IDEAL LAP TIME : 1:56.277 BEST LAP TIME : 1:56.382 DIFFERENCE : 0.105

LAP	SECTOR 1		SECTOR 2		SECTOR 3		LAP TIME	MPH	DIFF	TIME OF DAY
1 -	OUTLAP	83.6	49.942	113.1	45.729	128.8	2:23.782	74.33	27.400	10:34:26.759
2 -	39.324	116.1	43.613	129.0	41.614	127.8	2:04.551	85.81	8.169	10:36:31.310
3 -	37.213	118.7	42.768	***131.5***	39.868	128.0	1:59.849	89.17	3.467	10:38:31.159
4 -	36.783	119.4	42.075	***131.5***	38.827	128.5	1:57.685 (2)	90.81	1.303	10:40:28.844
5 -	36.379	***120.4***	***41.589***	130.8	***38.414***	129.5	***1:56.382 (1)***	***91.83***		***10:42:25.226***
6 -	36.485	117.5	42.180	130.3	42.186	***129.8***	2:00.851	88.44	4.469	10:44:26.077
7 -	36.807	115.9	47.698	124.7	40.870	129.5	2:05.375	85.24	8.993	10:46:31.452
8 -	***36.274***	***120.4***	41.938	131.3	41.253	125.2	1:59.465 (3)	89.46	3.083	10:48:30.917

P5 8 M1400 Martin WRIGHT — Dallara F301

IDEAL LAP TIME : 1:57.965 BEST LAP TIME : 1:57.965 DIFFERENCE : 0.000

LAP	SECTOR 1		SECTOR 2		SECTOR 3		LAP TIME	MPH	DIFF	TIME OF DAY
1 -	OUTLAP	95.7	54.458	121.5	46.282	125.2	2:30.871	70.84	32.906	10:34:42.528
2 -	42.942	112.0	46.376	130.0	43.073	128.0	2:12.391	80.73	14.426	10:36:54.919
3 -	38.924	117.5	44.567	129.8	40.348	125.4	2:03.839	86.30	5.874	10:38:58.758
4 -	38.305	***118.5***	43.664	***130.3***	39.649	***128.5***	2:01.618 (3)	87.88	3.653	10:41:00.376
5 -	37.212	117.3	43.308	129.5	38.645	127.5	1:59.165 (2)	89.69	1.200	10:42:59.541
6 -	***36.864***	116.1	***42.547***	129.3	***38.554***	127.3	***1:57.965 (1)***	***90.60***		***10:44:57.506***

Weather / Track : Bright / Dry

Snetterton 300: 2.9689 miles
Date: 23/04/2022 Start: 10:31 Finish: 10:46

Monoposto Championship

QUALIFYING - RACE 4 - SECTOR ANALYSIS

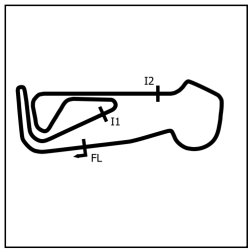

SECTOR 1 = FL to I1, SECTOR 2 = I1 to I2, SECTOR 3 = I2 to FL, DIFF = Difference To Personal Best Lap, P = Crossed Finish Line in Pit Lane, D = Time Disallowed

P6 17 M1400 Bruno COSTA — JKS 1400

IDEAL LAP TIME : 1:59.141 BEST LAP TIME : 1:59.748 DIFFERENCE : 0.607

LAP	SECTOR 1		SECTOR 2		SECTOR 3		LAP TIME	MPH	DIFF	TIME OF DAY
1 -	OUTLAP	79.3	46.998	113.1	41.564	124.9	2:18.484	77.17	18.736	10:33:56.693
2 -	37.986	115.7	42.935	***130.5***	***39.397***	***126.8***	2:00.318 (3)	88.83	0.570	10:35:57.011
3 -	***37.126***	***116.5***	43.144	129.8	39.612	126.1	1:59.882 (2)	89.15	0.134	10:37:56.893
4 -	37.177	114.9	***42.618***	129.0	39.953	124.5	***1:59.748*** (1)	***89.25***		***10:39:56.641***
5 -	43.154	82.1	52.253	88.0	46.130	124.9	2:21.537	75.51	21.789	10:42:18.178

P7 78 M1400 Myles CASTALDNINI — Speads RM08

IDEAL LAP TIME : 2:00.086 BEST LAP TIME : 2:00.481 DIFFERENCE : 0.395

LAP	SECTOR 1		SECTOR 2		SECTOR 3		LAP TIME	MPH	DIFF	TIME OF DAY
1 -	OUTLAP	101.6	51.170	119.8	44.591	119.8	2:25.356	73.53	24.875	10:34:43.024
2 -	41.104	106.5	44.111	124.7	42.395	122.0	2:07.610 (3)	83.75	7.129	10:36:50.634
3 -	38.603	111.1	43.277	***125.9***	40.364	***123.3***	2:02.244 (2)	87.43	1.763	10:38:52.878
4 -	38.507	108.5	45.712	123.8	IN PIT		5:08.724 P	34.62	3:08.243	10:44:01.602
5 -	OUTLAP	108.0	43.799	123.5	***39.305***	122.4	2:06.090	84.76	5.609	10:46:07.692
6 -	***37.506***	***113.1***	***43.275***	122.6	39.700	123.1	***2:00.481*** (1)	***88.71***		***10:48:08.173***

P8 5 F3 Russ GILES — Dallara F398

IDEAL LAP TIME : 2:01.826 BEST LAP TIME : 2:02.138 DIFFERENCE : 0.312

LAP	SECTOR 1		SECTOR 2		SECTOR 3		LAP TIME	MPH	DIFF	TIME OF DAY
1 -	OUTLAP	77.3	49.622	119.4	45.066	121.5	2:26.737	72.83	24.599	10:34:19.817
2 -	40.106	110.3	44.662	***126.8***	40.951	121.5	2:05.719	85.01	3.581	10:36:25.536
3 -	***37.820***	***113.9***	44.034	125.9	40.284	***121.7***	***2:02.138*** (1)	***87.50***		***10:38:27.674***
4 -	38.349	113.3	44.519	122.0	41.154	121.1	2:04.022 (3)	86.17	1.884	10:40:31.696
5 -	38.184	112.0	***43.927***	122.2	***40.079***	118.7	2:02.190 (2)	87.47	0.052	10:42:33.886

P9 68 F3 Malcolm SCOTT — Dallara F398

IDEAL LAP TIME : 2:02.287 BEST LAP TIME : 2:02.287 DIFFERENCE : 0.000

LAP	SECTOR 1		SECTOR 2		SECTOR 3		LAP TIME	MPH	DIFF	TIME OF DAY
1 -	OUTLAP	97.8	48.881	124.7	44.593	112.7	2:23.374	74.54	21.087	10:34:09.110
2 -	40.018	112.5	46.371	121.5	43.999	113.1	2:10.388	81.97	8.101	10:36:19.498
3 -	40.110	110.7	48.341	109.4	44.872	119.6	2:13.323	80.16	11.036	10:38:32.821
4 -	39.924	110.5	45.271	128.0	42.150	122.9	2:07.345	83.93	5.058	10:40:40.166
5 -	38.491	114.1	44.611	127.8	41.049	123.8	2:04.151 (3)	86.08	1.864	10:42:44.317
6 -	***37.505***	***115.1***	***44.074***	128.3	***40.708***	***125.2***	***2:02.287*** (1)	***87.40***		***10:44:46.604***
7 -	38.374	113.1	44.546	***128.8***	40.737	124.2	2:03.657 (2)	86.43	1.370	10:46:50.261

P10 36 F3 Mike HATTON — Dallara F305

IDEAL LAP TIME : 2:01.932 BEST LAP TIME : 2:02.827 DIFFERENCE : 0.895

LAP	SECTOR 1		SECTOR 2		SECTOR 3		LAP TIME	MPH	DIFF	TIME OF DAY
1 -	OUTLAP	96.1	47.966	122.6	43.090	122.0	2:19.413	76.66	16.586	10:34:10.029
2 -	40.041	111.2	45.756	111.6	43.366	123.1	2:09.163	82.74	6.336	10:36:19.192
3 -	38.572	112.7	44.479	125.2	40.745	121.7	2:03.796	86.33	0.969	10:38:22.988
4 -	***38.144***	***114.9***	***44.011***	***125.9***	40.951	121.7	2:03.106 (3)	86.82	0.279	10:40:26.094
5 -	38.405	114.3	44.806	124.2	***39.777***	123.8	2:02.988 (2)	86.90	0.161	10:42:29.082
6 -	***38.144***	108.2	44.207	124.7	40.476	***124.0***	***2:02.827*** (1)	***87.01***		***10:44:31.909***
7 -	38.187	114.5	44.459	124.5	40.768	123.8	2:03.414	86.60	0.587	10:46:35.323
8 -	38.377	113.3	44.460	125.4	40.704	123.5	2:03.541	86.51	0.714	10:48:38.864

P11 22 F3 Dean WARREN — Dallara F302

IDEAL LAP TIME : 2:02.978 BEST LAP TIME : 2:02.978 DIFFERENCE : 0.000

LAP	SECTOR 1		SECTOR 2		SECTOR 3		LAP TIME	MPH	DIFF	TIME OF DAY
1 -	OUTLAP	86.9	50.231	118.7	46.578	119.8	2:31.499	70.54	28.521	10:34:26.926
2 -	41.388	***110.5***	50.295	115.1	46.404	119.1	2:18.087 (3)	77.40	15.109	10:36:45.013
3 -	40.159	109.6	45.006	124.7	41.754	121.5	2:06.919 (2)	84.21	3.941	10:38:51.932
4 -	***38.863***	109.2	***43.669***	***125.6***	***40.446***	***122.2***	***2:02.978*** (1)	***86.91***		***10:40:54.910***

Weather / Track : Bright / Dry

Snetterton 300: 2.9689 miles
Date: 23/04/2022 Start: 10:31 Finish: 10:46

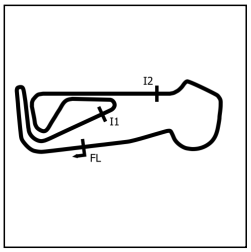

Monoposto Championship

QUALIFYING - RACE 4 - SECTOR ANALYSIS

SECTOR 1 = FL to I1, SECTOR 2 = I1 to I2, SECTOR 3 = I2 to FL, DIFF = Difference To Personal Best Lap, P = Crossed Finish Line in Pit Lane, D = Time Disallowed

P12 157 F3 Chris LEVY — Dallara F397

IDEAL LAP TIME : 2:02.599 BEST LAP TIME : 2:03.084 DIFFERENCE : 0.485

LAP	SECTOR 1		SECTOR 2		SECTOR 3		LAP TIME	MPH	DIFF	TIME OF DAY
1 -	OUTLAP	84.9	50.257	118.9	45.289	121.5	2:25.801	73.30	22.717	10:34:26.182
2 -	39.826	110.3	45.797	129.8	53.663	123.8	2:19.286	76.73	16.202	10:36:45.468
3 -	40.028	110.9	45.064	129.5	41.844	125.4	2:06.936 (2)	84.20	3.852	10:38:52.404
4 -	38.708	***114.7***	44.179	130.5	***40.197***	125.6	***2:03.084*** (1)	***86.83***		***10:40:55.488***
5 -	40.323	114.1	49.913	129.5	41.025	126.1	2:11.261	81.42	8.177	10:43:06.749
6 -	***38.318***	113.9	***44.084***	130.3	1:01.073	124.7	2:23.475	74.49	20.391	10:45:30.224
7 -	40.302	112.2	45.777	***130.8***	41.650	***126.6***	2:07.729 (3)	83.67	4.645	10:47:37.953

P13 100 F3 Juan MORENO — Formula Renault

IDEAL LAP TIME : 2:10.023 BEST LAP TIME : 2:10.023 DIFFERENCE : 0.000

LAP	SECTOR 1		SECTOR 2		SECTOR 3		LAP TIME	MPH	DIFF	TIME OF DAY
1 -	OUTLAP	93.8	57.258	119.8	47.023	116.1	2:35.553	68.71	25.530	10:34:44.659
2 -	45.001	103.4	48.719	***121.5***	43.718	117.7	2:17.438	77.76	7.415	10:37:02.097
3 -	43.009	104.6	46.020	121.1	43.640	***118.9***	2:12.669	80.56	2.646	10:39:14.766
4 -	42.874	106.5	46.103	120.6	44.372	118.7	2:13.349	80.15	3.326	10:41:28.115
5 -	41.774	108.4	45.804	***121.5***	43.863	***118.9***	2:11.441 (3)	81.31	1.418	10:43:39.556
6 -	***41.409***	107.0	***45.610***	121.1	***43.004***	118.3	***2:10.023*** (1)	***82.20***		***10:45:49.579***
7 -	41.760	***108.5***	45.972	119.6	43.540	118.3	2:11.272 (2)	81.41	1.249	10:48:00.851

P14 13 1600 Kyle WALLACE — Formula Renault

IDEAL LAP TIME : 2:14.194 BEST LAP TIME : 2:14.854 DIFFERENCE : 0.660

LAP	SECTOR 1		SECTOR 2		SECTOR 3		LAP TIME	MPH	DIFF	TIME OF DAY
1 -	OUTLAP	70.1	53.479	107.8	48.268	108.4	2:31.135	70.71	16.281	10:34:15.633
2 -	44.362	93.9	48.766	112.4	45.698	108.0	2:18.826	76.98	3.972	10:36:34.459
3 -	42.752	99.2	49.468	112.0	45.546	96.9	2:17.766	77.58	2.912	10:38:52.225
4 -	42.984	***101.8***	48.956	112.5	45.022	***110.1***	2:16.962	78.03	2.108	10:41:09.187
5 -	43.266	100.6	***47.486***	***112.9***	44.956	109.1	2:15.708 (2)	78.75	0.854	10:43:24.895
6 -	***41.963***	100.3	47.957	111.8	44.934	107.7	***2:14.854*** (1)	***79.25***		***10:45:39.749***
7 -	42.572	100.9	49.080	112.0	***44.745***	106.8	2:16.397 (3)	78.36	1.543	10:47:56.146

P15 76 1600 Richard BILES — Van Diemen RF89

IDEAL LAP TIME : 2:18.293 BEST LAP TIME : 2:18.342 DIFFERENCE : 0.049

LAP	SECTOR 1		SECTOR 2		SECTOR 3		LAP TIME	MPH	DIFF	TIME OF DAY
1 -	OUTLAP	94.5	53.245	112.5	49.766	106.3	2:34.997	68.95	16.655	10:34:42.774
2 -	45.760	100.0	50.120	114.3	46.613	107.7	2:22.493	75.00	4.151	10:37:05.267
3 -	43.377	***101.9***	***49.047***	***114.7***	***45.918***	108.5	***2:18.342*** (1)	***77.25***		***10:39:23.609***
4 -	***43.328***	101.3	49.461	113.7	46.825	***108.9***	2:19.614 (2)	76.55	1.272	10:41:43.223
5 -	44.705	71.7	50.414	114.5	46.710	108.0	2:21.829 (3)	75.35	3.487	10:44:05.052

Weather / Track : Bright / Dry

Snetterton 300: 2.9689 miles
Date: 23/04/2022 Start: 10:31 Finish: 10:46

Monoposto Championship

QUALIFYING - RACE 4 - BEST SECTORS

SECTOR 1				SECTOR 2				SECTOR 3			
POS	NO	NAME	TIME	NO	NAME	TIME	NO	NAME	TIME
1	9	BISHOP	34.975	94	DIBDEN	40.495	9	BISHOP	36.902
2	94	DIBDEN	35.077	9	BISHOP	40.509	94	DIBDEN	37.174
3	31	DAVISON	35.353	31	DAVISON	40.802	31	DAVISON	37.487
4	3	TIMMS	36.274	3	TIMMS	41.589	3	TIMMS	38.414
5	8	WRIGHT	36.864	8	WRIGHT	42.547	8	WRIGHT	38.554
6	17	COSTA	37.126	17	COSTA	42.618	78	CASTALDNINI	39.305
7	68	SCOTT	37.505	78	CASTALDNINI	43.275	17	COSTA	39.397
8	78	CASTALDNINI	37.506	22	WARREN	43.669	36	HATTON	39.777
9	5	GILES	37.820	5	GILES	43.927	5	GILES	40.079
10	36	HATTON	38.144	36	HATTON	44.011	157	LEVY	40.197
11	157	LEVY	38.318	68	SCOTT	44.074	22	WARREN	40.446
12	22	WARREN	38.863	157	LEVY	44.084	68	SCOTT	40.708
13	100	MORENO	41.409	100	MORENO	45.610	100	MORENO	43.004
14	13	WALLACE	41.963	13	WALLACE	47.486	13	WALLACE	44.745
15	76	BILES	43.328	76	BILES	49.047	76	BILES	45.918
16									

IDEAL / BEST COMPARISON					
POS	NO	NAME	IDEAL	BEST	DIFF
		PERFECT LAP	1:52.372		
1	9	BISHOP	1:52.386	1:52.386	0.000
2	94	DIBDEN	1:52.746	1:52.892	0.146
3	31	DAVISON	1:53.642	1:53.896	0.254
4	3	TIMMS	1:56.277	1:56.382	0.105
5	8	WRIGHT	1:57.965	1:57.965	0.000
6	17	COSTA	1:59.141	1:59.748	0.607
7	78	CASTALDNINI	2:00.086	2:00.481	0.395
8	5	GILES	2:01.826	2:02.138	0.312
9	36	HATTON	2:01.932	2:02.827	0.895
10	68	SCOTT	2:02.287	2:02.287	0.000
11	157	LEVY	2:02.599	2:03.084	0.485
12	22	WARREN	2:02.978	2:02.978	0.000
13	100	MORENO	2:10.023	2:10.023	0.000
14	13	WALLACE	2:14.194	2:14.854	0.660
15	76	BILES	2:18.293	2:18.342	0.049

Weather / Track : Bright / Dry

Snetterton 300: 2.9689 miles
Date: 23/04/2022 Start: 10:31 Finish: 10:46

Results can be found at www.tsl-timing.com

Printed - 10:50 Saturday, 23 April 2022

Monoposto Championship

QUALIFYING - RACE 4 - BEST SPEEDS

	INTERMEDIATE 1			INTERMEDIATE 2			FINISH LINE		
POS	NO	NAME	MPH	NO	NAME	MPH	NO	NAME	MPH
1	94	DIBDEN	120.6	3	TIMMS	131.5	3	TIMMS	129.8
2	3	TIMMS	120.4	94	DIBDEN	131.3	8	WRIGHT	128.5
3	9	BISHOP	118.5	157	LEVY	130.8	94	DIBDEN	127.5
4	8	WRIGHT	118.5	17	COSTA	130.5	31	DAVISON	126.8
5	31	DAVISON	118.1	8	WRIGHT	130.3	17	COSTA	126.8
6	17	COSTA	116.5	31	DAVISON	129.0	157	LEVY	126.6
7	68	SCOTT	115.1	68	SCOTT	128.8	9	BISHOP	125.9
8	36	HATTON	114.9	9	BISHOP	127.5	68	SCOTT	125.2
9	157	LEVY	114.7	5	GILES	126.8	36	HATTON	124.0
10	5	GILES	113.9	78	CASTALDNINI	125.9	78	CASTALDNINI	123.3
11	78	CASTALDNINI	113.1	36	HATTON	125.9	22	WARREN	122.2
12	22	WARREN	110.5	22	WARREN	125.6	5	GILES	121.7
13	100	MORENO	108.5	100	MORENO	121.5	100	MORENO	118.9
14	76	BILES	101.9	76	BILES	114.7	13	WALLACE	110.1
15	13	WALLACE	101.8	13	WALLACE	112.9	76	BILES	108.9
16									

Weather / Track : Bright / Dry

Snetterton 300: 2.9689 miles
Date: 23/04/2022 Start: 10:31 Finish: 10:46

Results can be found at www.tsl-timing.com

Printed - 10:50 Saturday, 23 April 2022

Monoposto Championship

QUALIFYING - RACE 4 - STATISTICS

Competitors Started	16
Planned Start	2022-04-23 @ 10:30:00.000
Actual Start	2022-04-23 @ 10:31:34.826
Finish Time	2022-04-23 @ 10:46:36.327
Track Length	2.9689mi.
Total Laps	98
Total Distance Covered	290.9533mi.

Session Fastest Lap History

NO	CL	NAME	LAP TIME	TIME OF DAY	LAP	VEHICLE
94	F3	**Ashley DIBDEN**	**1:56.633**	10:35:43.665	2	Dallara F301
31	F3	**Chris DAVISON**	**1:56.491**	10:35:45.326	2	Dallara F301
94	F3	**Ashley DIBDEN**	**1:54.444**	10:37:38.108	3	Dallara F301
9	F3	**Tony BISHOP**	**1:53.671**	10:37:59.559	3	Dallara F307
94	F3	**Ashley DIBDEN**	**1:52.892**	10:39:31.000	4	Dallara F301
9	F3	**Tony BISHOP**	**1:52.386**	10:45:43.186	7	Dallara F307

Flag History

TYPE	TIME OF DAY
GREEN	10:31:34.826
FINISH	10:46:36.327

Flag Statistics

TYPE	COUNT	TOTAL LAPS	TOTAL TIME
Green	1	8	17:43.874
Red	0	0	0.000
Safety Car	0	0	0.000
FCY	0	0	0.000

Weather / Track : Bright / Dry

Snetterton 300: 2.9689 miles
Date: 23/04/2022 Start: 10:31 Finish: 10:46

Monoposto Championship

QUALIFYING - RACE 4 - STATISTICS

CLASS : M1400

4 Starters

Fastest Lap History

NO	NAME	LAP TIME	TIME OF DAY	LAP	VEHICLE
17	**Bruno COSTA**	**2:00.318**	10:35:57.021	2	JKS 1400
17	**Bruno COSTA**	**1:59.882**	10:37:56.903	3	JKS 1400
3	**Jason TIMMS**	**1:59.849**	10:38:31.173	3	Dallara F301
17	**Bruno COSTA**	**1:59.748**	10:39:56.650	4	JKS 1400
3	**Jason TIMMS**	**1:57.685**	10:40:28.858	4	Dallara F301
3	**Jason TIMMS**	**1:56.382**	10:42:25.240	5	Dallara F301

Weather / Track : Bright / Dry

Snetterton 300: 2.9689 miles
Date: 23/04/2022 Start: 10:31 Finish: 10:46

Monoposto Championship

QUALIFYING - RACE 4 - STATISTICS

CLASS : F3

9 Starters

Fastest Lap History

NO	NAME	LAP TIME	TIME OF DAY	LAP	VEHICLE
94	**Ashley DIBDEN**	**1:56.633**	10:35:43.665	2	Dallara F301
31	**Chris DAVISON**	**1:56.491**	10:35:45.326	2	Dallara F301
94	**Ashley DIBDEN**	**1:54.444**	10:37:38.108	3	Dallara F301
9	**Tony BISHOP**	**1:53.671**	10:37:59.559	3	Dallara F307
94	**Ashley DIBDEN**	**1:52.892**	10:39:31.000	4	Dallara F301
9	**Tony BISHOP**	**1:52.386**	10:45:43.186	7	Dallara F307

Weather / Track : Bright / Dry

Snetterton 300: 2.9689 miles
Date: 23/04/2022 Start: 10:31 Finish: 10:46

Monoposto Championship

QUALIFYING - RACE 4 - STATISTICS

CLASS : 1600

3 Starters

Fastest Lap History

NO	NAME	LAP TIME	TIME OF DAY	LAP	VEHICLE
13	**Kyle WALLACE**	**2:18.826**	10:36:34.491	2	Formula Renault
13	**Kyle WALLACE**	**2:17.766**	10:38:52.261	3	Formula Renault
13	**Kyle WALLACE**	**2:16.962**	10:41:09.219	4	Formula Renault
13	**Kyle WALLACE**	**2:15.708**	10:43:24.927	5	Formula Renault
13	**Kyle WALLACE**	**2:14.854**	10:45:39.781	6	Formula Renault

Weather / Track : Bright / Dry

Snetterton 300: 2.9689 miles
Date: 23/04/2022 Start: 10:31 Finish: 10:46

Monoposto Championship

RACE 4 - GRID (15 minutes) - AMENDED

ROW 8	15	76	Richard BILES	2:18.342
	16	7	Geoff FERN	
ROW 7	13	100	Juan MORENO	2:10.023
	14	13	Kyle WALLACE	2:14.854
ROW 6	11	22	Dean WARREN	2:02.978
	12	157	Chris LEVY	2:03.084
ROW 5	9	68	Malcolm SCOTT	2:02.287
	10	36	Mike HATTON	2:02.827
ROW 4	7	78	Myles CASTALDNINI	2:00.481
	8	5	Russ GILES	2:02.138
ROW 3	5	8	Martin WRIGHT	1:57.965
	6	17	Bruno COSTA	1:59.748
ROW 2	3	31	Chris DAVISON	1:53.896
	4	3	Jason TIMMS	1:56.382
ROW 1	1	9	Tony BISHOP	1:52.386
	2	94	Ashley DIBDEN	1:52.892

Pole

Car 7 allowed to start from the back of the grid.

Snetterton 300: 2.9689 miles

These results are provisional until the conclusion of any judicial and technical matters.

Clerk Of Course : Julian Floyd	Stewards :	Timekeeper : Nick Palmer

Monoposto Championship

RACE 4 - GRID (15 minutes)

ROW 8	15	76	Richard BILES	2:18.342
	14	13	Kyle WALLACE	2:14.854
ROW 7	13	100	Juan MORENO	2:10.023
	12	157	Chris LEVY	2:03.084
ROW 6	11	22	Dean WARREN	2:02.978
	10	36	Mike HATTON	2:02.827
ROW 5	9	68	Malcolm SCOTT	2:02.287
	8	5	Russ GILES	2:02.138
ROW 4	7	78	Myles CASTALDNINI	2:00.481
	6	17	Bruno COSTA	1:59.748
ROW 3	5	8	Martin WRIGHT	1:57.965
	4	3	Jason TIMMS	1:56.382
ROW 2	3	31	Chris DAVISON	1:53.896
	2	94	Ashley DIBDEN	1:52.892
ROW 1	1	9	Tony BISHOP	1:52.386

Pole

Snetterton 300: 2.9689 miles

These results are provisional until the conclusion of any judicial and technical matters.

Clerk Of Course : Julian Floyd	Stewards :	Timekeeper : Nick Palmer

Monoposto Championship

RACE 4 - CLASSIFICATION

POS	NO	CL	PIC	NAME	ENTRY	LAPS	TIME	GAP	DIFF	MPH	BEST	ON
1	**9**	F3	*1*	Tony BISHOP	Dallara F307	**8**	15:15.396			93.40	**1:51.781**	4
2	**31**	F3	*2*	Chris DAVISON	Dallara F301	**8**	15:26.962	**11.566**	11.566	92.24	**1:53.844**	5
3	**3**	M1400	*1*	Jason TIMMS	Dallara F301	**8**	15:40.516	**25.120**	13.554	90.91	**1:54.325**	4
4	**17**	M1400	*2*	Bruno COSTA	JKS 1400	**8**	16:22.302	**1:06.906**	41.786	87.04	**2:01.072**	8
5	**8**	M1400	*3*	Martin WRIGHT	Dallara F301	**8**	16:22.547	**1:07.151**	0.245	87.02	**1:59.666**	7
6	**68**	F3	*3*	Malcolm SCOTT	Dallara F398	**8**	16:28.739	**1:13.343**	6.192	86.47	**2:00.689**	5
7	**36**	F3	*4*	Mike HATTON	Dallara F305	**8**	16:29.353	**1:13.957**	0.614	86.42	**2:00.758**	8
8	**157**	F3	*5*	Chris LEVY	Dallara F397	**8**	16:34.044	**1:18.648**	4.691	86.01	**1:58.271**	8
9	**22**	F3	*6*	Dean WARREN	Dallara F302	**8**	16:35.346	**1:19.950**	1.302	85.90	**1:58.830**	8
10	**5**	F3	*7*	Russ GILES	Dallara F398	**8**	17:02.077	**1:46.681**	26.731	83.65	**2:03.293**	5
11	**100**	F3	*8*	Juan MORENO	Formula Renault	**7**	15:31.765	**1 Lap**	1 Lap	80.29	**2:09.209**	7
12	**7**	1600	*1*	Geoff FERN	Van Diemen RF89	**7**	15:49.022	**1 Lap**	17.257	78.83	**2:11.475**	7
13	**13**	1600	*2*	Kyle WALLACE	Formula Renault	**7**	16:12.212	**1 Lap**	23.190	76.95	**2:15.488**	7
					NOT CLASSIFIED							
DNF	**94**	F3		Ashley DIBDEN	Dallara F301	**6**	11:31.712	**2 Laps**	1 Lap	92.70	**1:52.313**	4
DNF	**76**	1600		Richard BILES	Van Diemen RF89	**5**	11:58.990	**3 Laps**	1 Lap	74.32	**2:19.578**	5
DNF	**78**	M1400		Myles CASTALDNINI	Speads RM08	**0**						

FASTEST LAP

9	F3	Tony BISHOP	Dallara F307	**4**	1:51.781	95.61 mph	153.87 kph
3	M1400	Jason TIMMS	Dallara F301	**4**	1:54.325	93.48 mph	150.45 kph
7	1600	Geoff FERN	Van Diemen RF89	**7**	2:11.475	81.29 mph	130.82 kph

Race Distance: 8 Laps / 23.75 miles
Snetterton 300: 2.9689 miles
Date: 23/04/2022 Start: 15:42 Finish: 15:57

Weather / Track : Cloudy / Dry

These results are provisional until the conclusion of any judicial and technical matters.

Clerk Of Course : Julian Floyd	Stewards :	Timekeeper : Nick Palmer

Monoposto Championship

RACE 4 - LAP CHART

LAP 1		@ 15:44:34.270
NO	BEHIND	LAP TIME
94		2:03.332
9	0.978	2:04.310
31	1.789	2:05.121
3	3.566	2:06.898
17	5.174	2:08.506
8	8.696	2:12.028
36	9.749	2:13.081
68	11.951	2:15.283
22	12.249	2:15.581
157	18.429	2:21.761
100	21.471	2:24.803
5	23.195	2:26.527
13	28.699	2:32.031
7	29.192	2:32.524
76	32.174	2:35.506

LAP 2		@ 15:46:28.827
NO	BEHIND	LAP TIME
94		1:54.557
9	0.793	1:54.372
31	2.145	1:54.913
3	5.919	1:56.910
17	11.922	2:01.305
8	20.009	2:05.870
36	20.642	2:05.450
68	21.712	2:04.318
22	29.468	2:11.776
157	31.782	2:07.910
5	34.998	2:06.360
100	41.139	2:14.225
7	49.981	2:15.346
13	51.094	2:16.952
76	59.730	2:22.113

LAP 3		@ 15:48:21.798
NO	BEHIND	LAP TIME
94		1:52.971
9	1.380	1:53.558
31	3.236	1:54.062
3	7.813	1:54.865
17	20.277	2:01.326
8	29.712	2:02.674
36	30.682	2:03.011
68	31.924	2:03.183
22	41.050	2:04.553
157	42.819	2:04.008
5	45.748	2:03.721
100	1:00.528	2:12.360
7	1:10.488	2:13.478
13	1:14.343	2:16.220
76	1:27.853	2:21.094

LAP 4		@ 15:50:14.111
NO	BEHIND	LAP TIME
94		1:52.313
9	0.848	1:51.781
31	4.897	1:53.974
3	9.825	1:54.325
17	29.999	2:02.035
8	39.206	2:01.807
36	40.542	2:02.173
68	41.572	2:01.961
22	50.880	2:02.143
157	52.430	2:01.924
5	57.748	2:04.313
100	1:18.938	2:10.723
7	1:30.634	2:12.459
13	1:39.264	2:17.234

LAP 5		@ 15:52:06.763
NO	BEHIND	LAP TIME
94		1:52.652
9	0.573	1:52.377
76	1 Lap	2:20.699
31	6.089	1:53.844
3	12.028	1:54.855
17	39.850	2:02.503
8	47.012	2:00.458
36	48.813	2:00.923
68	49.609	2:00.689
22	1:00.092	2:01.864
157	1:00.172	2:00.394
5	1:08.389	2:03.293
100	1:36.190	2:09.904
7	1:49.686	2:11.704

Weather / Track : Cloudy / Dry

Snetterton 300: 2.9689 miles
Date: 23/04/2022 Start: 15:42 Finish: 15:57

Monoposto Championship

RACE 4 - LAP CHART

LAP 6		@ 15:54:00.119	LAP 7		@ 15:55:53.340	LAP 8		@ 15:57:46.334
NO	BEHIND	LAP TIME	NO	BEHIND	LAP TIME	NO	BEHIND	LAP TIME
9		1:52.783	**9**		1:53.221	**9**		1:52.994
94	2.531	1:55.887	**100**	1 Lap	2:10.541	**31**	11.566	1:56.208
31	7.630	1:54.897	**31**	8.352	1:53.943	**100**	1 Lap	2:09.209
13	1 Lap	2:16.788	**7**	1 Lap	2:12.036	**3**	25.120	1:58.845
3	14.092	1:55.420	**3**	19.269	1:58.398	**7**	1 Lap	2:11.475
76	1 Lap	2:19.578	**13**	1 Lap	2:17.499	**13**	1 Lap	2:15.488
17	48.162	2:01.668	**17**	58.828	2:03.887	**17**	1:06.906	2:01.072
8	53.667	2:00.011	**8**	1:00.112	1:59.666	**8**	1:07.151	2:00.033
68	57.420	2:01.167	**68**	1:05.239	2:01.040	**68**	1:13.343	2:01.098
36	58.180	2:02.723	**36**	1:06.193	2:01.234	**36**	1:13.957	2:00.758
157	1:07.104	2:00.288	**157**	1:13.371	1:59.488	**157**	1:18.648	1:58.271
22	1:08.362	2:01.626	**22**	1:14.114	1:58.973	**22**	1:19.950	1:58.830
5	1:18.846	2:03.813	**5**	1:32.084	2:06.459	**5**	1:46.681	2:07.591

Weather / Track : Cloudy / Dry

Snetterton 300: 2.9689 miles
Date: 23/04/2022 Start: 15:42 Finish: 15:57

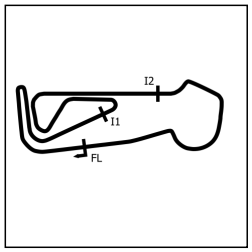

Monoposto Championship

RACE 4 - SECTOR ANALYSIS

SECTOR 1 = FL to I1, SECTOR 2 = I1 to I2, SECTOR 3 = I2 to FL, DIFF = Difference To Personal Best Lap, P = Crossed Finish Line in Pit Lane, D = Time Disallowed

P1 9 F3 Tony BISHOP — Dallara F307

IDEAL LAP TIME : 1:51.492 BEST LAP TIME : 1:51.781 DIFFERENCE : 0.289

LAP	SECTOR 1		SECTOR 2		SECTOR 3		LAP TIME		MPH	DIFF	TIME OF DAY
1 -		111.8	43.308	124.9	38.468	124.0	2:04.310		85.97	12.529	15:44:35.248
2 -	35.722	115.9	41.224	125.6	37.426	124.9	1:54.372		93.45	2.591	15:46:29.620
3 -	35.364	116.5	40.981	125.6	37.213	125.2	1:53.558		94.12	1.777	15:48:23.178
4 -	34.755	116.5	40.459	127.0	***36.567***	***125.4***	***1:51.781***	**(1)**	***95.61***		***15:50:14.959***
5 -	***34.547***	***116.9***	***40.378***	***127.8***	37.452	124.5	1:52.377	**(2)**	95.10	0.596	15:52:07.336
6 -	35.378	116.1	40.752	127.0	36.653	125.2	1:52.783	**(3)**	94.76	1.002	15:54:00.119
7 -	35.138	115.7	40.627	126.8	37.456	124.2	1:53.221		94.40	1.440	15:55:53.340
8 -	35.058	115.9	40.886	125.9	37.050	124.5	1:52.994		94.58	1.213	15:57:46.334

P2 31 F3 Chris DAVISON — Dallara F301

IDEAL LAP TIME : 1:53.338 BEST LAP TIME : 1:53.844 DIFFERENCE : 0.506

LAP	SECTOR 1		SECTOR 2		SECTOR 3		LAP TIME		MPH	DIFF	TIME OF DAY
1 -		116.3	43.397	128.3	38.770	126.6	2:05.121		85.42	11.277	15:44:36.059
2 -	35.903	***118.1***	41.578	127.5	37.432	126.6	1:54.913		93.01	1.069	15:46:30.972
3 -	35.865	116.7	41.123	127.5	***37.074***	***127.3***	1:54.062		93.70	0.218	15:48:25.034
4 -	35.588	116.1	41.131	***128.8***	37.255	126.1	1:53.974	**(3)**	93.77	0.130	15:50:19.008
5 -	35.709	116.5	41.053	128.5	37.082	***127.3***	***1:53.844***	**(1)**	***93.88***		***15:52:12.852***
6 -	35.969	116.3	***40.716***	128.3	38.212	126.1	1:54.897		93.02	1.053	15:54:07.749
7 -	***35.548***	116.7	40.789	***128.8***	37.606	127.0	1:53.943	**(2)**	93.80	0.099	15:56:01.692
8 -	35.828	116.5	41.802	127.3	38.578	125.2	1:56.208		91.97	2.364	15:57:57.900

P3 3 M1400 Jason TIMMS — Dallara F301

IDEAL LAP TIME : 1:53.523 BEST LAP TIME : 1:54.325 DIFFERENCE : 0.802

LAP	SECTOR 1		SECTOR 2		SECTOR 3		LAP TIME		MPH	DIFF	TIME OF DAY
1 -		111.6	43.151	***133.6***	39.373	128.8	2:06.898		84.22	12.573	15:44:37.836
2 -	36.283	120.4	42.118	130.0	38.509	129.0	1:56.910		91.42	2.585	15:46:34.746
3 -	36.016	120.4	41.307	130.5	***37.542***	130.0	1:54.865	**(3)**	93.04	0.540	15:48:29.611
4 -	35.571	120.2	41.152	132.1	37.602	***130.5***	***1:54.325***	**(1)**	***93.48***		***15:50:23.936***
5 -	***35.366***	***121.5***	***40.615***	132.1	38.874	128.5	1:54.855	**(2)**	93.05	0.530	15:52:18.791
6 -	35.737	120.2	41.751	131.0	37.932	129.8	1:55.420		92.60	1.095	15:54:14.211
7 -	37.589	114.9	41.891	130.5	38.918	127.8	1:58.398		90.27	4.073	15:56:12.609
8 -	37.000	116.1	41.992	130.3	39.853	115.1	1:58.845		89.93	4.520	15:58:11.454

P4 17 M1400 Bruno COSTA — JKS 1400

IDEAL LAP TIME : 2:00.656 BEST LAP TIME : 2:01.072 DIFFERENCE : 0.416

LAP	SECTOR 1		SECTOR 2		SECTOR 3		LAP TIME		MPH	DIFF	TIME OF DAY
1 -		115.3	43.521	***129.0***	40.934	125.2	2:08.506		83.17	7.434	15:44:39.444
2 -	***37.831***	***116.3***	43.396	126.6	40.078	124.5	2:01.305	**(2)**	88.10	0.233	15:46:40.749
3 -	38.373	115.1	43.224	127.0	***39.729***	***126.6***	2:01.326	**(3)**	88.09	0.254	15:48:42.075
4 -	38.328	115.3	43.276	128.3	40.431	126.1	2:02.035		87.58	0.963	15:50:44.110
5 -	39.001	114.1	43.575	127.0	39.927	125.9	2:02.503		87.24	1.431	15:52:46.613
6 -	38.491	115.1	43.144	125.9	40.033	125.9	2:01.668		87.84	0.596	15:54:48.281
7 -	39.897	111.2	43.927	127.3	40.063	125.4	2:03.887		86.27	2.815	15:56:52.168
8 -	38.156	114.7	***43.096***	124.7	39.820	124.5	***2:01.072***	**(1)**	***88.27***		***15:58:53.240***

P5 8 M1400 Martin WRIGHT — Dallara F301

IDEAL LAP TIME : 1:58.938 BEST LAP TIME : 1:59.666 DIFFERENCE : 0.728

LAP	SECTOR 1		SECTOR 2		SECTOR 3		LAP TIME		MPH	DIFF	TIME OF DAY
1 -		111.6	45.213	128.8	40.602	126.1	2:12.028		80.95	12.362	15:44:42.966
2 -	39.935	112.4	44.683	128.0	41.252	126.1	2:05.870		84.91	6.204	15:46:48.836
3 -	38.254	114.5	44.209	129.3	40.211	126.8	2:02.674		87.12	3.008	15:48:51.510
4 -	38.266	113.3	43.861	128.3	39.680	128.3	2:01.807		87.74	2.141	15:50:53.317
5 -	37.393	116.1	43.321	129.5	39.744	127.8	2:00.458		88.72	0.792	15:52:53.775
6 -	***37.146***	115.7	43.213	128.8	39.652	126.8	2:00.011	**(2)**	89.05	0.345	15:54:53.786
7 -	37.704	116.3	42.826	***130.0***	***39.136***	***129.5***	***1:59.666***	**(1)**	***89.31***		***15:56:53.452***
8 -	37.645	***118.3***	***42.656***	124.7	39.732	128.8	2:00.033	**(3)**	89.04	0.367	15:58:53.485

Weather / Track : Cloudy / Dry

Snetterton 300: 2.9689 miles
Date: 23/04/2022 Start: 15:42 Finish: 15:57

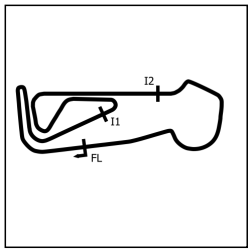

Monoposto Championship

RACE 4 - SECTOR ANALYSIS

SECTOR 1 = FL to I1, SECTOR 2 = I1 to I2, SECTOR 3 = I2 to FL, DIFF = Difference To Personal Best Lap, P = Crossed Finish Line in Pit Lane, D = Time Disallowed

P6 68 F3 Malcolm SCOTT — Dallara F398

IDEAL LAP TIME : 2:00.230 BEST LAP TIME : 2:00.689 DIFFERENCE : 0.459

LAP	SECTOR 1		SECTOR 2		SECTOR 3		LAP TIME	MPH	DIFF	TIME OF DAY
1 -		***115.7***	45.311	127.0	41.656	125.6	2:15.283	79.00	14.594	15:44:46.221
2 -	38.947	111.1	44.770	127.5	40.601	123.3	2:04.318	85.97	3.629	15:46:50.539
3 -	38.375	111.8	43.914	***130.3***	40.894	124.5	2:03.183	86.76	2.494	15:48:53.722
4 -	37.970	112.9	43.714	129.0	40.277	125.2	2:01.961	87.63	1.272	15:50:55.683
5 -	37.367	114.7	43.699	129.0	***39.623***	***126.3***	***2:00.689*** **(1)**	***88.55***		***15:52:56.372***
6 -	***37.076***	113.3	43.596	128.3	40.495	125.6	2:01.167	88.20	0.478	15:54:57.539
7 -	37.164	114.3	***43.531***	129.5	40.345	125.9	2:01.040 **(2)**	88.30	0.351	15:56:58.579
8 -	37.359	114.7	44.008	127.8	39.731	126.1	2:01.098 **(3)**	88.25	0.409	15:58:59.677

P7 36 F3 Mike HATTON — Dallara F305

IDEAL LAP TIME : 2:00.309 BEST LAP TIME : 2:00.758 DIFFERENCE : 0.449

LAP	SECTOR 1		SECTOR 2		SECTOR 3		LAP TIME	MPH	DIFF	TIME OF DAY
1 -		110.7	45.147	122.9	40.872	123.5	2:13.081	80.31	12.323	15:44:44.019
2 -	39.185	109.4	45.018	123.5	41.247	121.5	2:05.450	85.19	4.692	15:46:49.469
3 -	38.300	112.7	44.784	123.5	39.927	121.7	2:03.011	86.88	2.253	15:48:52.480
4 -	37.914	113.7	43.798	124.9	40.461	123.5	2:02.173	87.48	1.415	15:50:54.653
5 -	37.785	114.3	43.253	125.2	***39.885***	122.9	2:00.923 **(2)**	88.38	0.165	15:52:55.576
6 -	38.081	114.1	43.758	124.0	40.884	122.4	2:02.723	87.09	1.965	15:54:58.299
7 -	37.425	114.5	***43.213***	***126.3***	40.596	123.3	2:01.234 **(3)**	88.16	0.476	15:56:59.533
8 -	***37.211***	***115.3***	43.549	124.5	39.998	***125.2***	***2:00.758*** **(1)**	***88.50***		***15:59:00.291***

P8 157 F3 Chris LEVY — Dallara F397

IDEAL LAP TIME : 1:58.271 BEST LAP TIME : 1:58.271 DIFFERENCE : 0.000

LAP	SECTOR 1		SECTOR 2		SECTOR 3		LAP TIME	MPH	DIFF	TIME OF DAY
1 -		104.0	47.553	128.0	43.012	126.1	2:21.761	75.39	23.490	15:44:52.699
2 -	40.333	109.8	45.709	128.8	41.868	124.9	2:07.910	83.55	9.639	15:47:00.609
3 -	38.537	112.5	44.547	129.0	40.924	125.6	2:04.008	86.18	5.737	15:49:04.617
4 -	38.185	113.5	43.604	130.0	40.135	126.6	2:01.924	87.66	3.653	15:51:06.541
5 -	37.600	114.5	43.296	***131.3***	39.498	124.9	2:00.394	88.77	2.123	15:53:06.935
6 -	37.876	112.7	43.043	130.8	39.369	126.3	2:00.288 **(3)**	88.85	2.017	15:55:07.223
7 -	37.398	114.3	42.859	131.0	39.231	127.8	1:59.488 **(2)**	89.44	1.217	15:57:06.711
8 -	***37.004***	***115.1***	***42.315***	130.5	***38.952***	***128.0***	***1:58.271*** **(1)**	***90.36***		***15:59:04.982***

P9 22 F3 Dean WARREN — Dallara F302

IDEAL LAP TIME : 1:58.396 BEST LAP TIME : 1:58.830 DIFFERENCE : 0.434

LAP	SECTOR 1		SECTOR 2		SECTOR 3		LAP TIME	MPH	DIFF	TIME OF DAY
1 -		107.5	44.960	124.5	40.985	***124.9***	2:15.581	78.83	16.751	15:44:46.519
2 -	38.989	111.4	44.844	***125.4***	47.943	119.6	2:11.776	81.10	12.946	15:46:58.295
3 -	39.156	110.1	43.989	124.0	41.408	120.4	2:04.553	85.81	5.723	15:49:02.848
4 -	37.766	112.4	43.775	124.2	40.602	121.7	2:02.143	87.50	3.313	15:51:04.991
5 -	37.909	110.3	43.690	124.9	40.265	122.4	2:01.864	87.70	3.034	15:53:06.855
6 -	38.797	110.9	43.023	124.5	39.806	120.9	2:01.626 **(3)**	87.87	2.796	15:55:08.481
7 -	37.557	***112.5***	42.566	124.9	***38.850***	123.5	1:58.973 **(2)**	89.83	0.143	15:57:07.454
8 -	***37.095***	112.2	***42.451***	125.2	39.284	124.0	***1:58.830*** **(1)**	***89.94***		***15:59:06.284***

P10 5 F3 Russ GILES — Dallara F398

IDEAL LAP TIME : 2:02.647 BEST LAP TIME : 2:03.293 DIFFERENCE : 0.646

LAP	SECTOR 1		SECTOR 2		SECTOR 3		LAP TIME	MPH	DIFF	TIME OF DAY
1 -		***112.9***	46.234	***122.2***	41.858	***120.9***	2:26.527	72.94	23.234	15:44:57.465
2 -	39.638	110.1	44.378	120.6	42.344	119.1	2:06.360	84.58	3.067	15:47:03.825
3 -	39.084	109.6	43.650	120.6	40.987	118.5	2:03.721 **(2)**	86.38	0.428	15:49:07.546
4 -	39.492	108.0	***43.335***	120.4	41.486	114.5	2:04.313	85.97	1.020	15:51:11.859
5 -	***38.348***	108.2	43.893	118.7	41.052	117.3	***2:03.293*** **(1)**	***86.68***		***15:53:15.152***
6 -	39.033	106.3	43.816	117.1	***40.964***	113.3	2:03.813 **(3)**	86.32	0.520	15:55:18.965
7 -	40.178	103.4	44.360	114.3	41.921	110.5	2:06.459	84.51	3.166	15:57:25.424
8 -	39.615	102.6	45.104	110.3	42.872	106.6	2:07.591	83.76	4.298	15:59:33.015

Weather / Track : Cloudy / Dry

Snetterton 300: 2.9689 miles
Date: 23/04/2022 Start: 15:42 Finish: 15:57

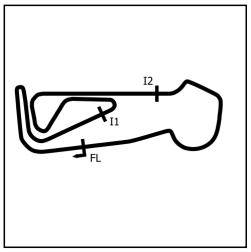

Monoposto Championship

RACE 4 - SECTOR ANALYSIS

SECTOR 1 = FL to I1, SECTOR 2 = I1 to I2, SECTOR 3 = I2 to FL, DIFF = Difference To Personal Best Lap, P = Crossed Finish Line in Pit Lane, D = Time Disallowed

P11 100 F3 Juan MORENO — Formula Renault

IDEAL LAP TIME : 2:08.902 BEST LAP TIME : 2:09.209 DIFFERENCE : 0.307

LAP	SECTOR 1		SECTOR 2		SECTOR 3		LAP TIME	MPH	DIFF	TIME OF DAY
1 -		102.1	47.932	116.3	44.266	***118.3***	2:24.803	73.81	15.594	15:44:55.741
2 -	42.903	105.3	47.455	118.3	43.867	117.1	2:14.225	79.62	5.016	15:47:09.966
3 -	42.633	106.1	45.972	119.1	43.755	118.1	2:12.360	80.75	3.151	15:49:22.326
4 -	41.828	106.1	45.874	120.4	43.021	117.3	2:10.723	81.76	1.514	15:51:33.049
5 -	41.278	***107.2***	46.023	119.8	***42.603***	117.9	2:09.904 **(2)**	82.27	0.695	15:53:42.953
6 -	41.348	106.5	45.823	***121.1***	43.370	117.5	2:10.541 **(3)**	81.87	1.332	15:55:53.494
7 -	***41.128***	107.0	***45.171***	120.6	42.910	117.9	***2:09.209*** **(1)**	***82.71***		***15:58:02.703***

P12 7 1600 Geoff FERN — Van Diemen RF89

IDEAL LAP TIME : 2:10.872 BEST LAP TIME : 2:11.475 DIFFERENCE : 0.603

LAP	SECTOR 1		SECTOR 2		SECTOR 3		LAP TIME	MPH	DIFF	TIME OF DAY
1 -		97.5	49.587	109.4	46.920	108.7	2:32.524	70.07	21.049	15:45:03.462
2 -	42.353	97.9	47.976	109.1	45.017	108.5	2:15.346	78.96	3.871	15:47:18.808
3 -	42.030	99.2	46.684	108.0	44.764	109.1	2:13.478	80.07	2.003	15:49:32.286
4 -	42.016	99.1	47.043	110.0	43.400	109.2	2:12.459	80.68	0.984	15:51:44.745
5 -	***41.300***	***100.3***	46.477	109.8	43.927	109.2	2:11.704 **(2)**	81.15	0.229	15:53:56.449
6 -	42.381	98.3	46.371	***111.8***	***43.284***	***110.0***	2:12.036 **(3)**	80.94	0.561	15:56:08.485
7 -	41.769	97.8	***46.288***	110.9	43.418	109.1	***2:11.475*** **(1)**	***81.29***		***15:58:19.960***

P13 13 1600 Kyle WALLACE — Formula Renault

IDEAL LAP TIME : 2:15.090 BEST LAP TIME : 2:15.488 DIFFERENCE : 0.398

LAP	SECTOR 1		SECTOR 2		SECTOR 3		LAP TIME	MPH	DIFF	TIME OF DAY
1 -		95.7	50.313	***112.9***	47.045	108.7	2:32.031	70.30	16.543	15:45:02.969
2 -	43.661	97.3	47.594	111.6	45.697	***111.1***	2:16.952	78.04	1.464	15:47:19.921
3 -	42.703	99.7	***47.294***	112.7	46.223	110.1	2:16.220 **(2)**	78.46	0.732	15:49:36.141
4 -	43.143	98.9	47.726	111.8	46.365	108.7	2:17.234	77.88	1.746	15:51:53.375
5 -	42.718	***100.0***	47.867	108.7	46.203	109.1	2:16.788 **(3)**	78.13	1.300	15:54:10.163
6 -	42.478	98.9	48.110	112.0	46.911	108.4	2:17.499	77.73	2.011	15:56:27.662
7 -	***42.368***	99.2	47.692	111.4	***45.428***	109.4	***2:15.488*** **(1)**	***78.88***		***15:58:43.150***

P14 94 F3 Ashley DIBDEN — Dallara F301

IDEAL LAP TIME : 1:51.864 BEST LAP TIME : 1:52.313 DIFFERENCE : 0.449

LAP	SECTOR 1		SECTOR 2		SECTOR 3		LAP TIME	MPH	DIFF	TIME OF DAY
1 -		104.8	42.947	130.5	37.717	127.5	2:03.332	86.66	11.019	15:44:34.270
2 -	35.721	***120.4***	41.185	129.5	37.651	126.6	1:54.557	93.29	2.244	15:46:28.827
3 -	35.492		40.596	130.3	36.883	***128.0***	1:52.971 **(3)**	94.60	0.658	15:48:21.798
4 -	34.923		40.612	***131.0***	***36.778***	127.3	***1:52.313*** **(1)**	***95.16***		***15:50:14.111***
5 -	***34.782***	119.8	***40.304***	***131.0***	37.566	127.5	1:52.652 **(2)**	94.87	0.339	15:52:06.763
6 -	35.266	120.0	40.773	130.5	39.848	111.8	1:55.887	92.22	3.574	15:54:02.650

P15 76 1600 Richard BILES — Van Diemen RF89

IDEAL LAP TIME : 2:18.646 BEST LAP TIME : 2:19.578 DIFFERENCE : 0.932

LAP	SECTOR 1		SECTOR 2		SECTOR 3		LAP TIME	MPH	DIFF	TIME OF DAY
1 -		97.8	53.194	111.2	47.964	108.4	2:35.506	68.73	15.928	15:45:06.444
2 -	44.147	***100.1***	50.531	113.1	47.435	108.4	2:22.113	75.20	2.535	15:47:28.557
3 -	44.165	93.2	50.326	***114.3***	46.603	108.7	2:21.094 **(3)**	75.75	1.516	15:49:49.651
4 -	43.372	98.3	***49.759***	113.7	47.568	107.7	2:20.699 **(2)**	75.96	1.121	15:52:10.350
5 -	***43.184***	97.6	50.691	113.3	***45.703***	***109.2***	***2:19.578*** **(1)**	***76.57***		***15:54:29.928***

Weather / Track : Cloudy / Dry

Snetterton 300: 2.9689 miles
Date: 23/04/2022 Start: 15:42 Finish: 15:57

Monoposto Championship

RACE 4 - BEST SECTORS

SECTOR 1				SECTOR 2				SECTOR 3			
POS	NO	NAME	TIME	NO	NAME	TIME	NO	NAME	TIME
1	9	BISHOP	34.547	94	DIBDEN	40.304	9	BISHOP	36.567
2	94	DIBDEN	34.782	9	BISHOP	40.378	94	DIBDEN	36.778
3	3	TIMMS	35.366	3	TIMMS	40.615	31	DAVISON	37.074
4	31	DAVISON	35.548	31	DAVISON	40.716	3	TIMMS	37.542
5	157	LEVY	37.004	157	LEVY	42.315	22	WARREN	38.850
6	68	SCOTT	37.076	22	WARREN	42.451	157	LEVY	38.952
7	22	WARREN	37.095	8	WRIGHT	42.656	8	WRIGHT	39.136
8	8	WRIGHT	37.146	17	COSTA	43.096	68	SCOTT	39.623
9	36	HATTON	37.211	36	HATTON	43.213	17	COSTA	39.729
10	17	COSTA	37.831	5	GILES	43.335	36	HATTON	39.885
11	5	GILES	38.348	68	SCOTT	43.531	5	GILES	40.964
12	100	MORENO	41.128	100	MORENO	45.171	100	MORENO	42.603
13	7	FERN	41.300	7	FERN	46.288	7	FERN	43.284
14	13	WALLACE	42.368	13	WALLACE	47.294	13	WALLACE	45.428
15	76	BILES	43.184	76	BILES	49.759	76	BILES	45.703
16									

IDEAL / BEST COMPARISON					
POS	NO	NAME	IDEAL	BEST	DIFF
		PERFECT LAP	1:51.418		
1	9	BISHOP	1:51.492	1:51.781	0.289
2	94	DIBDEN	1:51.864	1:52.313	0.449
3	31	DAVISON	1:53.338	1:53.844	0.506
4	3	TIMMS	1:53.523	1:54.325	0.802
5	157	LEVY	1:58.271	1:58.271	0.000
6	22	WARREN	1:58.396	1:58.830	0.434
7	8	WRIGHT	1:58.938	1:59.666	0.728
8	68	SCOTT	2:00.230	2:00.689	0.459
9	36	HATTON	2:00.309	2:00.758	0.449
10	17	COSTA	2:00.656	2:01.072	0.416
11	5	GILES	2:02.647	2:03.293	0.646
12	100	MORENO	2:08.902	2:09.209	0.307
13	7	FERN	2:10.872	2:11.475	0.603
14	13	WALLACE	2:15.090	2:15.488	0.398
15	76	BILES	2:18.646	2:19.578	0.932

Weather / Track : Cloudy / Dry

Snetterton 300: 2.9689 miles
Date: 23/04/2022 Start: 15:42 Finish: 15:57

Results can be found at www.tsl-timing.com

Printed - 16:01 Saturday, 23 April 2022

Monoposto Championship

RACE 4 - BEST SPEEDS

	INTERMEDIATE 1			INTERMEDIATE 2			FINISH LINE		
POS	NO	NAME	MPH	NO	NAME	MPH	NO	NAME	MPH
1	3	TIMMS	121.5	3	TIMMS	133.6	3	TIMMS	130.5
2	94	DIBDEN	120.4	157	LEVY	131.3	8	WRIGHT	129.5
3	8	WRIGHT	118.3	94	DIBDEN	131.0	157	LEVY	128.0
4	31	DAVISON	118.1	68	SCOTT	130.3	94	DIBDEN	128.0
5	9	BISHOP	116.9	8	WRIGHT	130.0	31	DAVISON	127.3
6	17	COSTA	116.3	17	COSTA	129.0	17	COSTA	126.6
7	68	SCOTT	115.7	31	DAVISON	128.8	68	SCOTT	126.3
8	36	HATTON	115.3	9	BISHOP	127.8	9	BISHOP	125.4
9	157	LEVY	115.1	36	HATTON	126.3	36	HATTON	125.2
10	5	GILES	112.9	22	WARREN	125.4	22	WARREN	124.9
11	22	WARREN	112.5	5	GILES	122.2	5	GILES	120.9
12	100	MORENO	107.2	100	MORENO	121.1	100	MORENO	118.3
13	7	FERN	100.3	76	BILES	114.3	13	WALLACE	111.1
14	76	BILES	100.1	13	WALLACE	112.9	7	FERN	110.0
15	13	WALLACE	100.0	7	FERN	111.8	76	BILES	109.2
16									

Weather / Track : Cloudy / Dry

Snetterton 300: 2.9689 miles
Date: 23/04/2022 Start: 15:42 Finish: 15:57

Results can be found at www.tsl-timing.com

Printed - 16:01 Saturday, 23 April 2022

Monoposto Championship

RACE 4 - STATISTICS

Competitors Started	16
Planned Start	2022-04-23 @ 15:45:00.000
Actual Start	2022-04-23 @ 15:42:30.937
Finish Time	2022-04-23 @ 15:57:45.384
Track Length	2.9689mi.
Total Laps	112
Total Distance Covered	332.5180mi.

Session Fastest Lap History

NO	CL	NAME	LAP TIME	TIME OF DAY	LAP	VEHICLE
94	F3	**Ashley DIBDEN**	**2:03.332**	15:44:34.284	1	Dallara F301
94	F3	**Ashley DIBDEN**	**1:54.557**	15:46:28.843	2	Dallara F301
9	F3	**Tony BISHOP**	**1:54.372**	15:46:29.655	2	Dallara F307
94	F3	**Ashley DIBDEN**	**1:52.971**	15:48:21.813	3	Dallara F301
94	F3	**Ashley DIBDEN**	**1:52.313**	15:50:14.126	4	Dallara F301
9	F3	**Tony BISHOP**	**1:51.781**	15:50:14.994	4	Dallara F307

Session Leader History

NO	CL	NAME	FROM LAP	LAPS LED	DISTANCE	VEHICLE
94	F3	**Ashley DIBDEN**	1	5	14.84 miles	Dallara F301
9	F3	**Tony BISHOP**	6	3	8.90 miles	Dallara F307

Flag History

TYPE	TIME OF DAY
GREEN	15:42:30.937
FINISH	15:57:45.384

Flag Statistics

TYPE	COUNT	TOTAL LAPS	TOTAL TIME
Green	1	8	17:29.934
Red	0	0	0.000
Safety Car	0	0	0.000
FCY	0	0	0.000

Monoposto Championship

RACE 4 - STATISTICS

CLASS : M1400

4 Starters

Fastest Lap History

NO	NAME	LAP TIME	TIME OF DAY	LAP	VEHICLE
3	**Jason TIMMS**	**2:06.898**	15:44:37.851	1	Dallara F301
3	**Jason TIMMS**	**1:56.910**	15:46:34.761	2	Dallara F301
3	**Jason TIMMS**	**1:54.865**	15:48:29.626	3	Dallara F301
3	**Jason TIMMS**	**1:54.325**	15:50:23.950	4	Dallara F301

Leader History

NO	NAME	FROM LAP	LAPS LED	DISTANCE	VEHICLE
3	**Jason TIMMS**	1	8	23.75 miles	Dallara F301

Monoposto Championship

RACE 4 - STATISTICS

CLASS : F3

9 Starters

Fastest Lap History

NO	NAME	LAP TIME	TIME OF DAY	LAP	VEHICLE
94	**Ashley DIBDEN**	**2:03.332**	15:44:34.284	1	Dallara F301
94	**Ashley DIBDEN**	**1:54.557**	15:46:28.843	2	Dallara F301
9	**Tony BISHOP**	**1:54.372**	15:46:29.655	2	Dallara F307
94	**Ashley DIBDEN**	**1:52.971**	15:48:21.813	3	Dallara F301
94	**Ashley DIBDEN**	**1:52.313**	15:50:14.126	4	Dallara F301
9	**Tony BISHOP**	**1:51.781**	15:50:14.994	4	Dallara F307

Leader History

NO	NAME	FROM LAP	LAPS LED	DISTANCE	VEHICLE
94	**Ashley DIBDEN**	1	5	14.84 miles	Dallara F301
9	**Tony BISHOP**	6	3	8.90 miles	Dallara F307

Monoposto Championship

RACE 4 - STATISTICS

CLASS : 1600

3 Starters

Fastest Lap History

NO	NAME	LAP TIME	TIME OF DAY	LAP	VEHICLE
13	**Kyle WALLACE**	**2:32.031**	15:45:03.001	1	Formula Renault
7	**Geoff FERN**	**2:15.346**	15:47:18.807	2	Van Diemen RF89
7	**Geoff FERN**	**2:13.478**	15:49:32.285	3	Van Diemen RF89
7	**Geoff FERN**	**2:12.459**	15:51:44.744	4	Van Diemen RF89
7	**Geoff FERN**	**2:11.704**	15:53:56.448	5	Van Diemen RF89
7	**Geoff FERN**	**2:11.475**	15:58:19.959	7	Van Diemen RF89

Leader History

NO	NAME	FROM LAP	LAPS LED	DISTANCE	VEHICLE
13	**Kyle WALLACE**	1	1	2.96 miles	Formula Renault
7	**Geoff FERN**	2	6	17.81 miles	Van Diemen RF89

Monoposto Championship

RACE 9 - GRID (15 minutes)

ROW 8	15	76	Richard BILES	2:19.578
	16	78	Myles CASTALDNINI	
ROW 7	13	7	Geoff FERN	2:11.475
	14	13	Kyle WALLACE	2:15.488
ROW 6	11	5	Russ GILES	2:03.293
	12	100	Juan MORENO	2:09.209
ROW 5	9	36	Mike HATTON	2:00.758
	10	17	Bruno COSTA	2:01.072
ROW 4	7	8	Martin WRIGHT	1:59.666
	8	68	Malcolm SCOTT	2:00.689
ROW 3	5	157	Chris LEVY	1:58.271
	6	22	Dean WARREN	1:58.830
ROW 2	3	31	Chris DAVISON	1:53.844
	4	3	Jason TIMMS	1:54.325
ROW 1	1	9	Tony BISHOP	1:51.781
	2	94	Ashley DIBDEN	1:52.313

Pole

Snetterton 300: 2.9689 miles

These results are provisional until the conclusion of any judicial and technical matters.

Clerk Of Course : Julian Floyd	Stewards :	Timekeeper : Nick Palmer

Monoposto Championship

RACE 9 - CLASSIFICATION

POS	NO	CL	PIC	NAME	ENTRY	LAPS	TIME	GAP	DIFF	MPH	BEST	ON
1	**94**	F3	1	Ashley DIBDEN	Dallara F301	**8**	15:14.966			93.45	**1:51.292**	5
2	**31**	F3	2	Chris DAVISON	Dallara F301	**8**	15:19.634	**4.668**	4.668	92.97	**1:52.435**	5
3	**9**	F3	3	Tony BISHOP	Dallara F307	**8**	15:27.394	**12.428**	7.760	92.19	**1:49.562**	6
4	**8**	M1400	1	Martin WRIGHT	Dallara F301	**8**	15:58.189	**43.223**	30.795	89.23	**1:56.267**	6
5	**157**	F3	4	Chris LEVY	Dallara F397	**8**	16:01.540	**46.574**	3.351	88.92	**1:56.666**	7
6	**3**	M1400	2	Jason TIMMS	Dallara F301	**8**	16:12.040	**57.074**	10.500	87.96	**1:58.659**	8
7	**36**	F3	5	Mike HATTON	Dallara F305	**8**	16:14.154	**59.188**	2.114	87.77	**1:58.881**	7
8	**68**	F3	6	Malcolm SCOTT	Dallara F398	**8**	16:24.458	**1:09.492**	10.304	86.85	**2:00.126**	8
9	**17**	M1400	3	Bruno COSTA	JKS 1400	**8**	16:42.504	**1:27.538**	18.046	85.29	**2:02.262**	3
10	**100**	F3	7	Juan MORENO	Formula Renault	**7**	15:18.191	**1 Lap**	1 Lap	81.48	**2:07.186**	6
11	**7**	1600	1	Geoff FERN	Van Diemen RF89	**7**	15:47.490	**1 Lap**	29.299	78.96	**2:12.149**	6
12	**13**	1600	2	Kyle WALLACE	Formula Renault	**7**	15:58.836	**1 Lap**	11.346	78.02	**2:13.150**	7
13	**76**	1600	3	Richard BILES	Van Diemen RF89	**7**	16:13.175	**1 Lap**	14.339	76.87	**2:16.617**	3
					NOT CLASSIFIED							
DNF	**5**	F3		Russ GILES	Dallara F398	**6**	12:40.918	**2 Laps**	1 Lap	84.27	**2:00.379**	3
DNF	**22**	F3		Dean WARREN	Dallara F302	**0**						
					NOT STARTED							
NS	**78**	M1400		Myles CASTALDNINI	Speads RM08							
					FASTEST LAP							
	9	F3		Tony BISHOP	Dallara F307	**6**	1:49.562	97.55 mph		156.99 kph		
	8	M1400		Martin WRIGHT	Dallara F301	**6**	1:56.267	91.92 mph		147.94 kph		
	7	1600		Geoff FERN	Van Diemen RF89	**6**	2:12.149	80.87 mph		130.16 kph		

Race Distance: 8 Laps / 23.75 miles

Weather / Track : Sunny / Dry

Snetterton 300: 2.9689 miles

These results are provisional until the conclusion of any judicial and technical matters.

Date: 24/04/2022 Start: 09:56 Finish: 10:11

Clerk Of Course : Julian Floyd	Stewards :	Timekeeper : Nick Palmer

Monoposto Championship

RACE 9 - LAP CHART

LAP 1		@ 09:58:05.901
NO	BEHIND	LAP TIME
31		2:04.426
3	2.880	2:07.306
94	5.128	2:09.554
17	7.602	2:12.028
157	8.177	2:12.603
8	8.305	2:12.731
68	12.031	2:16.457
36	12.432	2:16.858
5	14.677	2:19.103
9	15.721	2:20.147
100	17.973	2:22.399
7	21.810	2:26.236
76	25.484	2:29.910
13	28.271	2:32.697

LAP 2		@ 09:59:59.942
NO	BEHIND	LAP TIME
31		1:54.041
94	4.998	1:53.911
3	10.761	2:01.922
8	15.237	2:00.973
157	16.098	2:01.962
17	16.284	2:02.723
9	19.209	1:57.529
36	20.087	2:01.696
68	21.869	2:03.879
5	24.319	2:03.683
100	34.944	2:11.012
7	42.066	2:14.297
76	48.265	2:16.822
13	49.973	2:15.743

LAP 3		@ 10:01:53.462
NO	BEHIND	LAP TIME
31		1:53.520
94	3.564	1:52.086
3	18.709	2:01.468
8	18.935	1:57.218
157	21.370	1:58.792
9	21.513	1:55.824
17	25.026	2:02.262
36	26.012	1:59.445
68	30.198	2:01.849
5	31.178	2:00.379
100	50.955	2:09.531
7	1:02.846	2:14.300
76	1:11.362	2:16.617
13	1:11.572	2:15.119

LAP 4		@ 10:03:46.972
NO	BEHIND	LAP TIME
31		1:53.510
94	1.392	1:51.338
9	22.145	1:54.142
8	23.262	1:57.837
3	27.189	2:01.990
157	27.376	1:59.516
36	32.195	1:59.693
17	35.399	2:03.883
68	37.545	2:00.857
5	40.166	2:02.498
100	1:07.544	2:10.099
7	1:21.609	2:12.273
13	1:31.803	2:13.741
76	1:36.107	2:18.255

LAP 5		@ 10:05:39.407
NO	BEHIND	LAP TIME
31		1:52.435
94	0.249	1:51.292
9	19.567	1:49.857
8	29.066	1:58.239
157	32.561	1:57.620
3	35.367	2:00.613
36	39.479	1:59.719
68	45.905	2:00.795
17	47.098	2:04.134
5	51.760	2:04.029
100	1:24.129	2:09.020
7	1:43.179	2:14.005
13	1:53.267	2:13.899

Weather / Track : Sunny / Dry

Snetterton 300: 2.9689 miles
Date: 24/04/2022 Start: 09:56 Finish: 10:11

Monoposto Championship

RACE 9 - LAP CHART

LAP 6		@ 10:07:32.830
NO	BEHIND	LAP TIME
94		1:53.174
31	0.778	1:54.201
76	1 Lap	2:16.864
9	15.706	1:49.562
8	31.910	1:56.267
157	36.301	1:57.163
3	42.234	2:00.290
36	45.034	1:58.978
68	52.781	2:00.299
17	59.038	2:05.363
5	1:09.563	2:11.226
100	1:37.892	2:07.186

LAP 7		@ 10:09:24.385
NO	BEHIND	LAP TIME
94		1:51.555
31	2.578	1:53.355
7	1 Lap	2:12.149
9	14.347	1:50.196
13	1 Lap	2:14.487
76	1 Lap	2:17.454
8	37.799	1:57.444
157	41.412	1:56.666
3	50.471	1:59.792
36	52.360	1:58.881
68	1:01.422	2:00.196
17	1:13.971	2:06.488

LAP 8		@ 10:11:16.441
NO	BEHIND	LAP TIME
94		1:52.056
100	1 Lap	2:08.944
31	4.668	1:54.146
9	12.428	1:50.137
7	1 Lap	2:14.230
8	43.223	1:57.480
13	1 Lap	2:13.150
157	46.574	1:57.218
3	57.074	1:58.659
76	1 Lap	2:17.253
36	59.188	1:58.884
68	1:09.492	2:00.126
17	1:27.538	2:05.623

Weather / Track : Sunny / Dry

Snetterton 300: 2.9689 miles
Date: 24/04/2022 Start: 09:56 Finish: 10:11

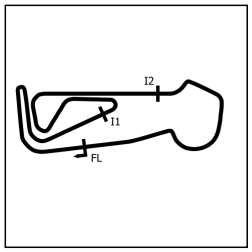

Monoposto Championship

RACE 9 - SECTOR ANALYSIS

SECTOR 1 = FL to I1, SECTOR 2 = I1 to I2, SECTOR 3 = I2 to FL, DIFF = Difference To Personal Best Lap, P = Crossed Finish Line in Pit Lane, D = Time Disallowed

P1 94 F3 Ashley DIBDEN — Dallara F301

IDEAL LAP TIME : 1:50.916 BEST LAP TIME : 1:51.292 DIFFERENCE : 0.376

LAP	SECTOR 1		SECTOR 2		SECTOR 3		LAP TIME	MPH	DIFF	TIME OF DAY
1 -		81.3	48.686	131.3	38.666	127.0	2:09.554	82.49	18.262	09:58:11.029
2 -	35.633		41.407	132.6	36.871	127.3	1:53.911	93.82	2.619	10:00:04.940
3 -	34.922		40.310	132.6	36.854	127.0	1:52.086	95.35	0.794	10:01:57.026
4 -	34.791		40.065	133.4	***36.482***	127.3	1:51.338 **(2)**	95.99	0.046	10:03:48.364
5 -	***34.647***		***39.787***	133.6	36.858	127.5	***1:51.292*** **(1)**	***96.03***		***10:05:39.656***
6 -	35.462		40.650	***135.5***	37.062	***128.8***	1:53.174	94.43	1.882	10:07:32.830
7 -	34.740		40.266	133.4	36.549	127.3	1:51.555 **(3)**	95.80	0.263	10:09:24.385
8 -	34.911	***121.5***	40.183	133.4	36.962	127.0	1:52.056	95.38	0.764	10:11:16.441

P2 31 F3 Chris DAVISON — Dallara F301

IDEAL LAP TIME : 1:52.094 BEST LAP TIME : 1:52.435 DIFFERENCE : 0.341

LAP	SECTOR 1		SECTOR 2		SECTOR 3		LAP TIME	MPH	DIFF	TIME OF DAY
1 -		84.9	42.903	128.3	38.285	126.6	2:04.426	85.89	11.991	09:58:05.901
2 -	35.948	118.3	41.291	130.5	***36.802***	126.1	1:54.041	93.72	1.606	09:59:59.942
3 -	35.549	118.7	40.881	130.3	37.090	126.3	1:53.520	94.15	1.085	10:01:53.462
4 -	35.466	118.9	41.092	130.8	36.952	126.3	1:53.510 **(3)**	94.15	1.075	10:03:46.972
5 -	***34.948***	***119.6***	40.600	130.8	36.887	125.2	***1:52.435*** **(1)**	***95.06***		***10:05:39.407***
6 -	35.458	119.1	40.774	130.8	37.969	126.6	1:54.201	93.59	1.766	10:07:33.608
7 -	35.127	118.9	41.102	130.8	37.126	***126.8***	1:53.355 **(2)**	94.28	0.920	10:09:26.963
8 -	35.137	***119.6***	***40.344***	***131.5***	38.665	125.4	1:54.146	93.63	1.711	10:11:21.109

P3 9 F3 Tony BISHOP — Dallara F307

IDEAL LAP TIME : 1:49.267 BEST LAP TIME : 1:49.562 DIFFERENCE : 0.295

LAP	SECTOR 1		SECTOR 2		SECTOR 3		LAP TIME	MPH	DIFF	TIME OF DAY
1 -		96.6	57.782	126.1	40.344	124.5	2:20.147	76.26	30.585	09:58:21.622
2 -	37.212	116.7	42.096	127.5	38.221	124.7	1:57.529	90.93	7.967	10:00:19.151
3 -	35.604	117.9	41.150	128.0	39.070	124.5	1:55.824	92.27	6.262	10:02:14.975
4 -	35.099	118.3	40.647	128.8	38.396	124.2	1:54.142	93.63	4.580	10:04:09.117
5 -	34.350	118.3	39.449	129.3	36.058	124.7	1:49.857 **(2)**	97.29	0.295	10:05:58.974
6 -	***33.820***	118.5	39.733	128.5	***36.009***	124.7	***1:49.562*** **(1)**	***97.55***		***10:07:48.536***
7 -	34.027	117.9	40.048	***130.3***	36.121	***125.2***	1:50.196	96.99	0.634	10:09:38.732
8 -	34.149	***118.9***	***39.438***	129.5	36.550	124.7	1:50.137 **(3)**	97.04	0.575	10:11:28.869

P4 8 M1400 Martin WRIGHT — Dallara F301

IDEAL LAP TIME : 1:55.882 BEST LAP TIME : 1:56.267 DIFFERENCE : 0.385

LAP	SECTOR 1		SECTOR 2		SECTOR 3		LAP TIME	MPH	DIFF	TIME OF DAY
1 -		98.8	45.701	133.9	40.068	***129.3***	2:12.731	80.52	16.464	09:58:14.206
2 -	38.873	117.7	42.755	***134.4***	39.345	126.6	2:00.973	88.35	4.706	10:00:15.179
3 -	36.754	***119.1***	41.753	131.5	38.711	127.8	1:57.218 **(2)**	91.18	0.951	10:02:12.397
4 -	36.389	118.5	41.912	130.8	39.536	126.6	1:57.837	90.70	1.570	10:04:10.234
5 -	37.259	114.7	42.197	131.5	38.783	127.5	1:58.239	90.39	1.972	10:06:08.473
6 -	***36.294***	117.9	42.096	130.8	***37.877***	128.0	***1:56.267*** **(1)**	***91.92***		***10:08:04.740***
7 -	36.458	118.1	42.601	132.1	38.385	127.3	1:57.444 **(3)**	91.00	1.177	10:10:02.184
8 -	37.134	117.5	***41.711***	131.8	38.635	126.8	1:57.480	90.97	1.213	10:11:59.664

P5 157 F3 Chris LEVY — Dallara F397

IDEAL LAP TIME : 1:56.666 BEST LAP TIME : 1:56.666 DIFFERENCE : 0.000

LAP	SECTOR 1		SECTOR 2		SECTOR 3		LAP TIME	MPH	DIFF	TIME OF DAY
1 -		104.5	45.596	133.1	40.190	***127.3***	2:12.603	80.60	15.937	09:58:14.078
2 -	38.978	115.1	43.491	***133.6***	39.493	126.8	2:01.962	87.63	5.296	10:00:16.040
3 -	37.290	115.7	42.353	131.3	39.149	126.1	1:58.792	89.97	2.126	10:02:14.832
4 -	38.138	115.5	42.094	132.3	39.284	126.1	1:59.516	89.42	2.850	10:04:14.348
5 -	36.749	116.3	41.983	132.3	38.888	126.8	1:57.620	90.86	0.954	10:06:11.968
6 -	36.554	116.5	41.950	131.3	38.659	126.6	1:57.163 **(2)**	91.22	0.497	10:08:09.131
7 -	***36.460***	116.9	***41.716***	132.8	***38.490***	126.8	***1:56.666*** **(1)**	***91.61***		***10:10:05.797***
8 -	36.472	***117.3***	42.041	132.6	38.705	126.8	1:57.218 **(3)**	91.18	0.552	10:12:03.015

Weather / Track : Sunny / Dry

Snetterton 300: 2.9689 miles
Date: 24/04/2022 Start: 09:56 Finish: 10:11

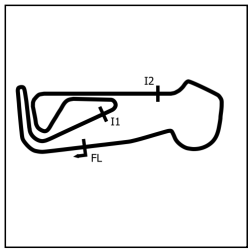

Monoposto Championship

RACE 9 - SECTOR ANALYSIS

SECTOR 1 = FL to I1, SECTOR 2 = I1 to I2, SECTOR 3 = I2 to FL, DIFF = Difference To Personal Best Lap, P = Crossed Finish Line in Pit Lane, D = Time Disallowed

P6 3 M1400 Jason TIMMS — Dallara F301

IDEAL LAP TIME : 1:57.680 BEST LAP TIME : 1:58.659 DIFFERENCE : 0.979

LAP	SECTOR 1		SECTOR 2		SECTOR 3		LAP TIME		MPH	DIFF	TIME OF DAY
1 -		72.7	43.715	***131.0***	***39.104***	***128.3***	2:07.306		83.95	8.647	09:58:08.781
2 -	***36.599***	***119.1***	44.946	112.5	40.377	113.3	2:01.922		87.66	3.263	10:00:10.703
3 -	38.104	117.7	43.239	114.1	40.125	118.5	2:01.468		87.99	2.809	10:02:12.171
4 -	37.926	105.0	43.761	112.7	40.303	109.8	2:01.990		87.61	3.331	10:04:14.161
5 -	37.677	111.2	43.185	113.3	39.751	114.1	2:00.613		88.61	1.954	10:06:14.774
6 -	37.036	113.1	42.843	112.5	40.411	110.1	2:00.290	**(3)**	88.85	1.631	10:08:15.064
7 -	37.993	108.2	42.691	117.3	39.108	115.5	1:59.792	**(2)**	89.22	1.133	10:10:14.856
8 -	37.350	110.5	***41.977***	118.9	39.332	111.4	***1:58.659***	**(1)**	***90.07***		***10:12:13.515***

P7 36 F3 Mike HATTON — Dallara F305

IDEAL LAP TIME : 1:58.666 BEST LAP TIME : 1:58.881 DIFFERENCE : 0.215

LAP	SECTOR 1		SECTOR 2		SECTOR 3		LAP TIME		MPH	DIFF	TIME OF DAY
1 -		90.8	47.573	126.1	41.248	124.2	2:16.858		78.09	17.977	09:58:18.333
2 -	37.962	112.5	43.860	128.8	39.874	123.8	2:01.696		87.82	2.815	10:00:20.029
3 -	37.448	114.3	43.008	128.5	38.989	***124.7***	1:59.445		89.48	0.564	10:02:19.474
4 -	37.867	113.9	42.830	127.5	38.996	123.8	1:59.693		89.29	0.812	10:04:19.167
5 -	37.363	113.5	43.164	128.3	39.192	124.5	1:59.719		89.27	0.838	10:06:18.886
6 -	37.319	113.3	***42.636***	128.0	39.023	124.5	1:58.978	**(3)**	89.83	0.097	10:08:17.864
7 -	***37.164***	114.3	42.851	***129.5***	***38.866***	123.5	***1:58.881***	**(1)**	***89.90***		***10:10:16.745***
8 -	37.274	***114.5***	42.641	128.8	38.969	***124.7***	1:58.884	**(2)**	89.90	0.003	10:12:15.629

P8 68 F3 Malcolm SCOTT — Dallara F398

IDEAL LAP TIME : 1:59.485 BEST LAP TIME : 2:00.126 DIFFERENCE : 0.641

LAP	SECTOR 1		SECTOR 2		SECTOR 3		LAP TIME		MPH	DIFF	TIME OF DAY
1 -		112.4	45.905	128.3	41.638	122.0	2:16.457		78.32	16.331	09:58:17.932
2 -	37.968	114.5	44.235	128.5	41.676	122.6	2:03.879		86.27	3.753	10:00:21.811
3 -	37.636	115.7	43.823	128.5	40.390	123.1	2:01.849		87.71	1.723	10:02:23.660
4 -	37.629	115.3	43.438	***131.0***	39.790	124.9	2:00.857		88.43	0.731	10:04:24.517
5 -	***37.147***	***118.9***	43.517	***131.0***	40.131	124.9	2:00.795		88.48	0.669	10:06:25.312
6 -	37.292	116.3	43.350	129.3	39.657	***125.4***	2:00.299	**(3)**	88.84	0.173	10:08:25.611
7 -	37.358	116.5	42.972	***131.0***	39.866	122.6	2:00.196	**(2)**	88.92	0.070	10:10:25.807
8 -	37.788	116.5	***42.687***	130.8	***39.651***	124.7	***2:00.126***	**(1)**	***88.97***		***10:12:25.933***

P9 17 M1400 Bruno COSTA — JKS 1400

IDEAL LAP TIME : 2:02.196 BEST LAP TIME : 2:02.262 DIFFERENCE : 0.066

LAP	SECTOR 1		SECTOR 2		SECTOR 3		LAP TIME		MPH	DIFF	TIME OF DAY
1 -		106.0	44.947	***124.7***	40.104	***119.8***	2:12.028		80.95	9.766	09:58:13.503
2 -	***38.584***	***112.5***	43.556	123.3	40.583	117.9	2:02.723	**(2)**	87.09	0.461	10:00:16.226
3 -	38.650	111.1	***43.553***	120.9	***40.059***	116.9	***2:02.262***	**(1)**	***87.41***		***10:02:18.488***
4 -	39.473	110.7	43.879	120.4	40.531	115.7	2:03.883	**(3)**	86.27	1.621	10:04:22.371
5 -	39.127	109.6	44.033	118.9	40.974	113.7	2:04.134		86.10	1.872	10:06:26.505
6 -	39.359	108.5	44.461	117.3	41.543	114.7	2:05.363		85.25	3.101	10:08:31.868
7 -	41.233	108.9	44.669	119.8	40.586	114.7	2:06.488		84.49	4.226	10:10:38.356
8 -	39.686	107.8	44.745	117.3	41.192	109.1	2:05.623		85.08	3.361	10:12:43.979

P10 100 F3 Juan MORENO — Formula Renault

IDEAL LAP TIME : 2:06.872 BEST LAP TIME : 2:07.186 DIFFERENCE : 0.314

LAP	SECTOR 1		SECTOR 2		SECTOR 3		LAP TIME		MPH	DIFF	TIME OF DAY
1 -		97.2	48.016	121.1	43.419	116.3	2:22.399		75.05	15.213	09:58:23.874
2 -	41.661	108.9	46.107	***122.6***	43.244	118.1	2:11.012		81.58	3.826	10:00:34.886
3 -	41.094	***110.0***	45.105	122.2	43.332	117.5	2:09.531		82.51	2.345	10:02:44.417
4 -	41.785	107.8	45.476	122.0	42.838	***118.3***	2:10.099		82.15	2.913	10:04:54.516
5 -	40.915	109.2	44.767	121.5	43.338	117.9	2:09.020	**(3)**	82.84	1.834	10:07:03.536
6 -	40.601	***110.0***	***44.460***	***122.6***	***42.125***	117.1	***2:07.186***	**(1)**	***84.03***		***10:09:10.722***
7 -	***40.287***	109.6	45.391	103.2	43.266	117.3	2:08.944	**(2)**	82.88	1.758	10:11:19.666

Weather / Track : Sunny / Dry

Snetterton 300: 2.9689 miles
Date: 24/04/2022 Start: 09:56 Finish: 10:11

Monoposto Championship

RACE 9 - SECTOR ANALYSIS

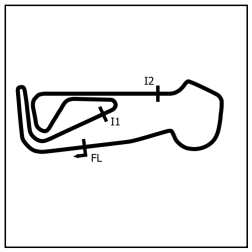

SECTOR 1 = FL to I1, SECTOR 2 = I1 to I2, SECTOR 3 = I2 to FL, DIFF = Difference To Personal Best Lap, P = Crossed Finish Line in Pit Lane, D = Time Disallowed

P11 7 1600 Geoff FERN — Van Diemen RF89

IDEAL LAP TIME : 2:11.225 BEST LAP TIME : 2:12.149 DIFFERENCE : 0.924

LAP	SECTOR 1		SECTOR 2		SECTOR 3		LAP TIME	MPH	DIFF	TIME OF DAY
1 -		97.6	48.040	113.7	44.671	108.2	2:26.236	73.08	14.087	09:58:27.711
2 -	42.206	101.0	47.631	111.8	44.460	109.1	2:14.297	79.58	2.148	10:00:42.008
3 -	42.498	100.7	47.207	111.8	44.595	109.1	2:14.300	79.58	2.151	10:02:56.308
4 -	41.701	102.1	***46.023***	113.5	44.549	***109.4***	2:12.273 **(2)**	80.80	0.124	10:05:08.581
5 -	41.913	***102.4***	46.685	111.8	45.407	107.0	2:14.005 **(3)**	79.75	1.856	10:07:22.586
6 -	***41.651***	99.8	46.947	***114.9***	***43.551***	108.5	***2:12.149*** **(1)**	***80.87***		***10:09:34.735***
7 -	42.330	92.1	47.500	112.9	44.400	108.2	2:14.230	79.62	2.081	10:11:48.965

P12 13 1600 Kyle WALLACE — Formula Renault

IDEAL LAP TIME : 2:12.432 BEST LAP TIME : 2:13.150 DIFFERENCE : 0.718

LAP	SECTOR 1		SECTOR 2		SECTOR 3		LAP TIME	MPH	DIFF	TIME OF DAY
1 -		98.1	48.506	114.9	46.545	110.1	2:32.697	69.99	19.547	09:58:34.172
2 -	43.006	100.1	47.184	***116.3***	45.553	***111.4***	2:15.743	78.73	2.593	10:00:49.915
3 -	***41.814***	***105.5***	47.643	115.3	45.662	110.1	2:15.119	79.10	1.969	10:03:05.034
4 -	42.535	103.2	47.137	115.7	***44.069***	110.0	2:13.741 **(2)**	79.91	0.591	10:05:18.775
5 -	42.045	97.1	47.014	114.9	44.840	107.5	2:13.899 **(3)**	79.82	0.749	10:07:32.674
6 -	43.202	97.5	46.746	115.3	44.539	107.7	2:14.487	79.47	1.337	10:09:47.161
7 -	42.042	102.2	***46.549***	116.1	44.559	111.1	***2:13.150*** **(1)**	***80.27***		***10:12:00.311***

P13 76 1600 Richard BILES — Van Diemen RF89

IDEAL LAP TIME : 2:15.647 BEST LAP TIME : 2:16.617 DIFFERENCE : 0.970

LAP	SECTOR 1		SECTOR 2		SECTOR 3		LAP TIME	MPH	DIFF	TIME OF DAY
1 -		101.0	48.459	115.9	46.991	108.4	2:29.910	71.29	13.293	09:58:31.385
2 -	42.365	101.6	48.322	116.3	46.135	107.5	2:16.822 **(2)**	78.11	0.205	10:00:48.207
3 -	42.427	101.0	48.796	114.7	***45.394***	***108.9***	***2:16.617*** **(1)**	***78.23***		***10:03:04.824***
4 -	42.220	101.5	49.496	***116.9***	46.539	108.7	2:18.255	77.30	1.638	10:05:23.079
5 -	42.445	102.1	***48.227***	116.5	46.192	108.7	2:16.864 **(3)**	78.09	0.247	10:07:39.943
6 -	***42.026***	***102.9***	49.267	116.1	46.161	108.2	2:17.454	77.75	0.837	10:09:57.397
7 -	42.378	100.0	48.867	116.3	46.008	108.5	2:17.253	77.87	0.636	10:12:14.650

P14 5 F3 Russ GILES — Dallara F398

IDEAL LAP TIME : 2:00.379 BEST LAP TIME : 2:00.379 DIFFERENCE : 0.000

LAP	SECTOR 1		SECTOR 2		SECTOR 3		LAP TIME	MPH	DIFF	TIME OF DAY
1 -		92.9	47.408	124.9	40.461	***120.9***	2:19.103	76.83	18.724	09:58:20.578
2 -	39.388	***113.5***	43.624	***125.2***	40.671	119.8	2:03.683 **(3)**	86.41	3.304	10:00:24.261
3 -	***37.744***	112.9	***42.762***	123.5	***39.873***	118.5	***2:00.379*** **(1)**	***88.78***		***10:02:24.640***
4 -	38.362	111.4	43.578	122.0	40.558	115.7	2:02.498 **(2)**	87.25	2.119	10:04:27.138
5 -	39.287	108.0	43.582	115.9	41.160	107.7	2:04.029	86.17	3.650	10:06:31.167
6 -	41.214	102.6	46.015	109.8	43.997	90.5	2:11.226	81.44	10.847	10:08:42.393

Monoposto Championship

RACE 9 - BEST SECTORS

SECTOR 1				SECTOR 2				SECTOR 3			
POS	NO	NAME	TIME	NO	NAME	TIME		NO	NAME	TIME	
1	9	BISHOP	33.820	9	BISHOP	39.438		9	BISHOP	36.009	
2	94	DIBDEN	34.647	94	DIBDEN	39.787		94	DIBDEN	36.482	
3	31	DAVISON	34.948	31	DAVISON	40.344		31	DAVISON	36.802	
4	8	WRIGHT	36.294	8	WRIGHT	41.711		8	WRIGHT	37.877	
5	157	LEVY	36.460	157	LEVY	41.716		157	LEVY	38.490	
6	3	TIMMS	36.599	3	TIMMS	41.977		36	HATTON	38.866	
7	68	SCOTT	37.147	36	HATTON	42.636		3	TIMMS	39.104	
8	36	HATTON	37.164	68	SCOTT	42.687		68	SCOTT	39.651	
9	5	GILES	37.744	5	GILES	42.762		5	GILES	39.873	
10	17	COSTA	38.584	17	COSTA	43.553		17	COSTA	40.059	
11	100	MORENO	40.287	100	MORENO	44.460		100	MORENO	42.125	
12	7	FERN	41.651	7	FERN	46.023		7	FERN	43.551	
13	13	WALLACE	41.814	13	WALLACE	46.549		13	WALLACE	44.069	
14	76	BILES	42.026	76	BILES	48.227		76	BILES	45.394	
15				22	WARREN	1:00.443					

IDEAL / BEST COMPARISON					
		PERFECT LAP	1:49.267		
POS	NO	NAME	IDEAL	BEST	DIFF
1	9	BISHOP	1:49.267	1:49.562	0.295
2	94	DIBDEN	1:50.916	1:51.292	0.376
3	31	DAVISON	1:52.094	1:52.435	0.341
4	8	WRIGHT	1:55.882	1:56.267	0.385
5	157	LEVY	1:56.666	1:56.666	0.000
6	3	TIMMS	1:57.680	1:58.659	0.979
7	36	HATTON	1:58.666	1:58.881	0.215
8	68	SCOTT	1:59.485	2:00.126	0.641
9	5	GILES	2:00.379	2:00.379	0.000
10	17	COSTA	2:02.196	2:02.262	0.066
11	100	MORENO	2:06.872	2:07.186	0.314
12	7	FERN	2:11.225	2:12.149	0.924
13	13	WALLACE	2:12.432	2:13.150	0.718
14	76	BILES	2:15.647	2:16.617	0.970

Weather / Track : Sunny / Dry

Snetterton 300: 2.9689 miles
Date: 24/04/2022 Start: 09:56 Finish: 10:11

Results can be found at www.tsl-timing.com

Printed - 10:13 Sunday, 24 April 2022

Monoposto Championship

RACE 9 - BEST SPEEDS

	INTERMEDIATE 1			INTERMEDIATE 2			FINISH LINE		
POS	NO	NAME	MPH	NO	NAME	MPH	NO	NAME	MPH
1	**94**	DIBDEN	**121.5**	**94**	DIBDEN	**135.5**	**8**	WRIGHT	**129.3**
2	**31**	DAVISON	**119.6**	**8**	WRIGHT	**134.4**	**94**	DIBDEN	**128.8**
3	**8**	WRIGHT	**119.1**	**157**	LEVY	**133.6**	**3**	TIMMS	**128.3**
4	**3**	TIMMS	**119.1**	**31**	DAVISON	**131.5**	**157**	LEVY	**127.3**
5	**9**	BISHOP	**118.9**	**3**	TIMMS	**131.0**	**31**	DAVISON	**126.8**
6	**68**	SCOTT	**118.9**	**68**	SCOTT	**131.0**	**68**	SCOTT	**125.4**
7	**157**	LEVY	**117.3**	**9**	BISHOP	**130.3**	**9**	BISHOP	**125.2**
8	**36**	HATTON	**114.5**	**36**	HATTON	**129.5**	**36**	HATTON	**124.7**
9	**5**	GILES	**113.5**	**5**	GILES	**125.2**	**5**	GILES	**120.9**
10	**17**	COSTA	**112.5**	**17**	COSTA	**124.7**	**17**	COSTA	**119.8**
11	**100**	MORENO	**110.0**	**100**	MORENO	**122.6**	**100**	MORENO	**118.3**
12	**13**	WALLACE	**105.5**	**76**	BILES	**116.9**	**13**	WALLACE	**111.4**
13	**76**	BILES	**102.9**	**13**	WALLACE	**116.3**	**7**	FERN	**109.4**
14	**7**	FERN	**102.4**	**7**	FERN	**114.9**	**76**	BILES	**108.9**
15	**22**	WARREN	**80.0**	**22**	WARREN	**81.6**			
16									

Weather / Track : Sunny / Dry

Snetterton 300: 2.9689 miles
Date: 24/04/2022 Start: 09:56 Finish: 10:11

Results can be found at www.tsl-timing.com

Printed - 10:14 Sunday, 24 April 2022

Monoposto Championship

RACE 9 - STATISTICS

Competitors Started	15
Planned Start	2022-04-24 @ 10:00:00.000
Actual Start	2022-04-24 @ 09:56:01.474
Finish Time	2022-04-24 @ 10:11:16.440
Track Length	2.9689mi.
Total Laps	106
Total Distance Covered	314.7046mi.

Session Fastest Lap History

NO	CL	NAME	LAP TIME	TIME OF DAY	LAP	VEHICLE
31	F3	**Chris DAVISON**	**2:04.426**	09:58:05.914	1	Dallara F301
31	F3	**Chris DAVISON**	**1:54.041**	09:59:59.957	2	Dallara F301
94	F3	**Ashley DIBDEN**	**1:53.911**	10:00:04.954	2	Dallara F301
31	F3	**Chris DAVISON**	**1:53.520**	10:01:53.477	3	Dallara F301
94	F3	**Ashley DIBDEN**	**1:52.086**	10:01:57.041	3	Dallara F301
94	F3	**Ashley DIBDEN**	**1:51.338**	10:03:48.378	4	Dallara F301
94	F3	**Ashley DIBDEN**	**1:51.292**	10:05:39.670	5	Dallara F301
9	F3	**Tony BISHOP**	**1:49.857**	10:05:59.009	5	Dallara F307
9	F3	**Tony BISHOP**	**1:49.562**	10:07:48.571	6	Dallara F307

Session Leader History

NO	CL	NAME	FROM LAP	LAPS LED	DISTANCE	VEHICLE
31	F3	**Chris DAVISON**	1	5	14.84 miles	Dallara F301
94	F3	**Ashley DIBDEN**	6	3	8.90 miles	Dallara F301

Flag History

TYPE	TIME OF DAY
GREEN	09:56:01.474
FINISH	10:11:16.440

Flag Statistics

TYPE	COUNT	TOTAL LAPS	TOTAL TIME
Green	1	8	17:17.094
Red	0	0	0.000
Safety Car	0	0	0.000
FCY	0	0	0.000

Monoposto Championship

RACE 9 - STATISTICS

CLASS : M1400

3 Starters

Fastest Lap History

NO	NAME	LAP TIME	TIME OF DAY	LAP	VEHICLE
3	**Jason TIMMS**	**2:07.306**	09:58:08.794	1	Dallara F301
3	**Jason TIMMS**	**2:01.922**	10:00:10.719	2	Dallara F301
8	**Martin WRIGHT**	**2:00.973**	10:00:15.210	2	Dallara F301
8	**Martin WRIGHT**	**1:57.218**	10:02:12.427	3	Dallara F301
8	**Martin WRIGHT**	**1:56.267**	10:08:04.770	6	Dallara F301

Leader History

NO	NAME	FROM LAP	LAPS LED	DISTANCE	VEHICLE
3	**Jason TIMMS**	1	3	8.90 miles	Dallara F301
8	**Martin WRIGHT**	4	5	14.84 miles	Dallara F301

Monoposto Championship

RACE 9 - STATISTICS

CLASS : F3

9 Starters

Fastest Lap History

NO	NAME	LAP TIME	TIME OF DAY	LAP	VEHICLE
31	**Chris DAVISON**	**2:04.426**	09:58:05.914	1	Dallara F301
31	**Chris DAVISON**	**1:54.041**	09:59:59.957	2	Dallara F301
94	**Ashley DIBDEN**	**1:53.911**	10:00:04.954	2	Dallara F301
31	**Chris DAVISON**	**1:53.520**	10:01:53.477	3	Dallara F301
94	**Ashley DIBDEN**	**1:52.086**	10:01:57.041	3	Dallara F301
94	**Ashley DIBDEN**	**1:51.338**	10:03:48.378	4	Dallara F301
94	**Ashley DIBDEN**	**1:51.292**	10:05:39.670	5	Dallara F301
9	**Tony BISHOP**	**1:49.857**	10:05:59.009	5	Dallara F307
9	**Tony BISHOP**	**1:49.562**	10:07:48.571	6	Dallara F307

Leader History

NO	NAME	FROM LAP	LAPS LED	DISTANCE	VEHICLE
31	**Chris DAVISON**	1	5	14.84 miles	Dallara F301
94	**Ashley DIBDEN**	6	3	8.90 miles	Dallara F301

Weather / Track : Sunny / Dry

Snetterton 300: 2.9689 miles
Date: 24/04/2022 Start: 09:56 Finish: 10:11

Monoposto Championship

RACE 9 - STATISTICS

CLASS : 1600

3 Starters

Fastest Lap History

NO	NAME	LAP TIME	TIME OF DAY	LAP	VEHICLE
7	**Geoff FERN**	**2:26.236**	09:58:27.710	1	Van Diemen RF89
7	**Geoff FERN**	**2:14.297**	10:00:42.007	2	Van Diemen RF89
7	**Geoff FERN**	**2:12.273**	10:05:08.580	4	Van Diemen RF89
7	**Geoff FERN**	**2:12.149**	10:09:34.734	6	Van Diemen RF89

Leader History

NO	NAME	FROM LAP	LAPS LED	DISTANCE	VEHICLE
7	**Geoff FERN**	1	7	20.78 miles	Van Diemen RF89

Monoposto Championship

RACE 18 - GRID (15 minutes)

ROW 8	15	22	Dean WARREN	
	14	76	Richard BILES	2:16.617
ROW 7	13	13	Kyle WALLACE	2:13.150
	12	7	Geoff FERN	2:12.149
ROW 6	11	100	Juan MORENO	2:07.186
	10	17	Bruno COSTA	2:02.262
ROW 5	9	5	Russ GILES	2:00.379
	8	68	Malcolm SCOTT	2:00.126
ROW 4	7	36	Mike HATTON	1:58.881
	6	3	Jason TIMMS	1:58.659
ROW 3	5	157	Chris LEVY	1:56.666
	4	8	Martin WRIGHT	1:56.267
ROW 2	3	31	Chris DAVISON	1:52.435
	2	94	Ashley DIBDEN	1:51.292
ROW 1	1	9	Tony BISHOP	1:49.562

Pole

Snetterton 300: 2.9689 miles

These results are provisional until the conclusion of any judicial and technical matters.

Clerk Of Course : Julian Floyd	Stewards :	Timekeeper : Nick Palmer

Monoposto Championship

RACE 18 - CLASSIFICATION

POS	NO	CL	PIC	NAME	ENTRY	LAPS	TIME	GAP	DIFF	MPH	BEST	ON
1	**9**	F3	*1*	Tony BISHOP	Dallara F307	**8**	15:08.237			94.14	**1:51.081**	2
2	**31**	F3	*2*	Chris DAVISON	Dallara F301	**8**	15:24.372	**16.135**	16.135	92.50	**1:53.820**	3
3	**3**	M1400	*1*	Jason TIMMS	Dallara F301	**8**	15:31.621	**23.384**	7.249	91.78	**1:54.193**	6
4	**157**	F3	*3*	Chris LEVY	Dallara F397	**8**	15:57.903	**49.666**	26.282	89.26	**1:55.972**	8
5	**8**	M1400	*2*	Martin WRIGHT	Dallara F301	**8**	16:02.855	**54.618**	4.952	88.80	**1:57.849**	6
6	**68**	F3	*4*	Malcolm SCOTT	Dallara F398	**8**	16:12.074	**1:03.837**	9.219	87.96	**1:58.574**	7
7	**36**	F3	*5*	Mike HATTON	Dallara F305	**8**	16:12.819	**1:04.582**	0.745	87.89	**1:58.845**	8
8	**100**	F3	*6*	Juan MORENO	Formula Renault	**7**	15:24.216	**1 Lap**	1 Lap	80.95	**2:08.189**	3
9	**17**	M1400	*3*	Bruno COSTA	JKS 1400	**7**	15:30.997	**1 Lap**	6.781	80.36	**2:09.852**	3
10	**7**	1600	*1*	Geoff FERN	Van Diemen RF89	**7**	15:39.717	**1 Lap**	8.720	79.61	**2:11.888**	4
11	**76**	1600	*2*	Richard BILES	Van Diemen RF89	**7**	15:56.576	**1 Lap**	16.859	78.21	**2:13.325**	4
12	**13**	1600	*3*	Kyle WALLACE	Formula Renault	**7**	16:08.953	**1 Lap**	12.377	77.21	**2:11.706**	4
					NOT CLASSIFIED							
DNF	**94**	F3		Ashley DIBDEN	Dallara F301	**3**	5:43.299	**5 Laps**	4 Laps	93.40	**1:51.391**	3
DNF	**5**	F3		Russ GILES	Dallara F398	**2**	4:21.866	**6 Laps**	1 Lap	81.63	**2:06.159**	2
					NOT STARTED							
NS	**22**	F3		Dean WARREN	Dallara F302							
					FASTEST LAP							
	9	F3		Tony BISHOP	Dallara F307	**2**	1:51.081	96.21 mph		154.84 kph		
	3	M1400		Jason TIMMS	Dallara F301	**6**	1:54.193	93.59 mph		150.62 kph		
	13	1600		Kyle WALLACE	Formula Renault	**4**	2:11.706	81.15 mph		130.59 kph		

Race Distance: 8 Laps / 23.75 miles

Weather / Track : Sunny / Dry

Snetterton 300: 2.9689 miles

These results are provisional until the conclusion of any judicial and technical matters.

Date: 24/04/2022 Start: 15:53 Finish: 16:08

Clerk Of Course : Julian Floyd	Stewards :	Timekeeper : Nick Palmer

Monoposto Championship

RACE 18 - LAP CHART

LAP 1		@ 15:55:07.308
NO	BEHIND	LAP TIME
9		1:59.583
94	0.749	2:00.332
31	2.257	2:01.840
3	5.476	2:05.059
8	8.858	2:08.441
68	11.264	2:10.847
157	11.424	2:11.007
36	12.122	2:11.705
5	16.124	2:15.707
17	17.994	2:17.577
7	23.114	2:22.697
100	24.965	2:24.548
76	27.309	2:26.892
13	27.460	2:27.043

LAP 2		@ 15:56:58.389
NO	BEHIND	LAP TIME
9		1:51.081
94	1.244	1:51.576
31	5.403	1:54.227
3	10.442	1:56.047
8	17.954	2:00.177
157	20.367	2:00.024
68	23.557	2:03.374
36	24.114	2:03.073
5	31.202	2:06.159
17	37.863	2:10.950
7	44.620	2:12.587
100	44.655	2:10.771
76	51.403	2:15.175
13	51.550	2:15.171

LAP 3		@ 15:58:49.474
NO	BEHIND	LAP TIME
9		1:51.085
94	1.550	1:51.391
31	8.138	1:53.820
3	14.335	1:54.978
8	27.386	2:00.517
157	27.799	1:58.517
68	33.481	2:01.009
36	34.361	2:01.332
17	56.630	2:09.852
100	1:01.759	2:08.189
7	1:07.328	2:13.793
76	1:14.647	2:14.329
13	1:15.451	2:14.986

LAP 4		@ 16:00:41.445
NO	BEHIND	LAP TIME
9		1:51.971
31	11.199	1:55.032
3	18.609	1:56.245
8	34.227	1:58.812
157	34.527	1:58.699
68	41.503	1:59.993
36	42.398	2:00.008
17	1:16.838	2:12.179
100	1:18.967	2:09.179
7	1:27.245	2:11.888
13	1:35.186	2:11.706
76	1:36.001	2:13.325

LAP 5		@ 16:02:33.352
NO	BEHIND	LAP TIME
9		1:51.907
31	14.193	1:54.901
3	21.761	1:55.059
8	40.566	1:58.246
157	41.184	1:58.564
68	48.980	1:59.384
36	49.780	1:59.289
17	1:38.637	2:13.706
100	1:40.552	2:13.492
7	1:47.964	2:12.626

Weather / Track : Sunny / Dry

Snetterton 300: 2.9689 miles
Date: 24/04/2022 Start: 15:53 Finish: 16:08

Monoposto Championship

RACE 18 - LAP CHART

LAP 6		@ 16:04:28.195
NO	BEHIND	LAP TIME
9		1:54.843
13	1 Lap	2:15.790
76	1 Lap	2:15.413
31	13.610	1:54.260
3	21.111	1:54.193
8	43.572	1:57.849
157	44.445	1:58.104
68	53.860	1:59.723
36	54.319	1:59.382
100	1:54.977	2:09.268

LAP 7		@ 16:06:23.329
NO	BEHIND	LAP TIME
9		1:55.134
17	1 Lap	2:12.262
7	1 Lap	2:13.247
31	13.102	1:54.626
3	20.997	1:55.020
76	1 Lap	2:16.007
13	1 Lap	2:20.281
157	46.327	1:57.016
8	47.151	1:58.713
68	57.300	1:58.574
36	58.370	1:59.185

LAP 8		@ 16:08:15.962
NO	BEHIND	LAP TIME
9		1:52.633
100	1 Lap	2:08.769
31	16.135	1:55.666
17	1 Lap	2:14.471
3	23.384	1:55.020
7	1 Lap	2:12.879
76	1 Lap	2:15.435
157	49.666	1:55.972
8	54.618	2:00.100
13	1 Lap	2:23.976
68	1:03.837	1:59.170
36	1:04.582	1:58.845

Weather / Track : Sunny / Dry

Snetterton 300: 2.9689 miles
Date: 24/04/2022 Start: 15:53 Finish: 16:08

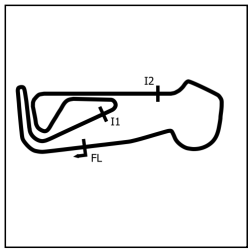

Monoposto Championship

RACE 18 - SECTOR ANALYSIS

SECTOR 1 = FL to I1, SECTOR 2 = I1 to I2, SECTOR 3 = I2 to FL, DIFF = Difference To Personal Best Lap, P = Crossed Finish Line in Pit Lane, D = Time Disallowed

P1 9 F3 Tony BISHOP — Dallara F307

IDEAL LAP TIME : 1:51.069 BEST LAP TIME : 1:51.081 DIFFERENCE : 0.012

LAP	SECTOR 1		SECTOR 2		SECTOR 3		LAP TIME	MPH	DIFF	TIME OF DAY
1 -		115.1	41.236	126.6	36.727	125.2	1:59.583	89.37	8.502	15:55:07.308
2 -	***34.540***	117.3	40.114	128.0	36.427	125.2	***1:51.081*** **(1)**	***96.21***		***15:56:58.389***
3 -	34.556	***118.1***	***40.105***	128.5	***36.424***	***125.4***	1:51.085 **(2)**	96.21	0.004	15:58:49.474
4 -	34.817	116.9	40.470	128.5	36.684	125.2	1:51.971	95.45	0.890	16:00:41.445
5 -	34.663	117.3	40.318	129.0	36.926	124.7	1:51.907 **(3)**	95.50	0.826	16:02:33.352
6 -	34.705	117.1	40.634	127.8	39.504	124.9	1:54.843	93.06	3.762	16:04:28.195
7 -	34.976	117.3	40.784	***129.3***	39.374	125.2	1:55.134	92.83	4.053	16:06:23.329
8 -	34.634	117.7	40.838	129.0	37.161	125.2	1:52.633	94.89	1.552	16:08:15.962

P2 31 F3 Chris DAVISON — Dallara F301

IDEAL LAP TIME : 1:53.658 BEST LAP TIME : 1:53.820 DIFFERENCE : 0.162

LAP	SECTOR 1		SECTOR 2		SECTOR 3		LAP TIME	MPH	DIFF	TIME OF DAY
1 -		117.3	41.453	129.5	37.400	126.3	2:01.840	87.72	8.020	15:55:09.565
2 -	35.630	117.5	***41.041***	130.0	37.556	***126.6***	1:54.227 **(2)**	93.56	0.407	15:57:03.792
3 -	***35.358***	***118.3***	41.203	130.3	***37.259***	126.3	***1:53.820*** **(1)**	***93.90***		***15:58:57.612***
4 -	35.571	117.5	41.813	130.0	37.648	126.3	1:55.032	92.91	1.212	16:00:52.644
5 -	35.721	114.7	41.522	129.8	37.658	124.9	1:54.901	93.01	1.081	16:02:47.545
6 -	35.500	117.9	41.140	130.3	37.620	125.2	1:54.260 **(3)**	93.54	0.440	16:04:41.805
7 -	35.486	118.1	41.498	***130.8***	37.642	125.6	1:54.626	93.24	0.806	16:06:36.431
8 -	36.190	118.1	41.280	***130.8***	38.196	125.9	1:55.666	92.40	1.846	16:08:32.097

P3 3 M1400 Jason TIMMS — Dallara F301

IDEAL LAP TIME : 1:53.704 BEST LAP TIME : 1:54.193 DIFFERENCE : 0.489

LAP	SECTOR 1		SECTOR 2		SECTOR 3		LAP TIME	MPH	DIFF	TIME OF DAY
1 -		118.5	42.298	130.5	39.158	127.0	2:05.059	85.46	10.866	15:55:12.784
2 -	36.444	119.4	41.582	131.3	38.021	126.6	1:56.047	92.10	1.854	15:57:08.831
3 -	35.730	119.8	41.253	132.1	37.995	127.3	1:54.978 **(2)**	92.95	0.785	15:59:03.809
4 -	***35.456***	119.6	42.352	132.6	38.437	125.4	1:56.245	91.94	2.052	16:01:00.054
5 -	35.589	120.0	40.812	132.3	38.658	126.3	1:55.059	92.89	0.866	16:02:55.113
6 -	35.582	120.0	41.083	132.3	37.528	***127.5***	***1:54.193*** **(1)**	***93.59***		***16:04:49.306***
7 -	35.529	119.4	***40.746***	***133.6***	38.745	126.6	1:55.020 **(3)**	92.92	0.827	16:06:44.326
8 -	35.667	***120.6***	41.851	131.3	***37.502***	127.3	1:55.020 **(3)**	92.92	0.827	16:08:39.346

P4 157 F3 Chris LEVY — Dallara F397

IDEAL LAP TIME : 1:55.828 BEST LAP TIME : 1:55.972 DIFFERENCE : 0.144

LAP	SECTOR 1		SECTOR 2		SECTOR 3		LAP TIME	MPH	DIFF	TIME OF DAY
1 -		112.5	43.414	132.3	40.538	***127.3***	2:11.007	81.58	15.035	15:55:18.732
2 -	38.461	112.7	42.227	131.0	39.336	125.6	2:00.024	89.04	4.052	15:57:18.756
3 -	36.822	115.3	42.125	132.1	39.570	126.3	1:58.517	90.18	2.545	15:59:17.273
4 -	37.426	115.3	42.385	133.1	38.888	126.8	1:58.699	90.04	2.727	16:01:15.972
5 -	37.137	116.5	42.570	132.6	38.857	125.9	1:58.564	90.14	2.592	16:03:14.536
6 -	36.992	116.3	42.090	131.8	39.022	125.9	1:58.104 **(3)**	90.49	2.132	16:05:12.640
7 -	36.850	116.7	41.971	***134.4***	***38.195***	125.9	1:57.016 **(2)**	91.33	1.044	16:07:09.656
8 -	***36.323***	***117.3***	***41.310***	132.6	38.339	126.6	***1:55.972*** **(1)**	***92.16***		***16:09:05.628***

P5 8 M1400 Martin WRIGHT — Dallara F301

IDEAL LAP TIME : 1:57.318 BEST LAP TIME : 1:57.849 DIFFERENCE : 0.531

LAP	SECTOR 1		SECTOR 2		SECTOR 3		LAP TIME	MPH	DIFF	TIME OF DAY
1 -		115.3	43.798	127.5	39.999	126.6	2:08.441	83.21	10.592	15:55:16.166
2 -	37.161	116.7	43.425	129.8	39.591	127.0	2:00.177	88.93	2.328	15:57:16.343
3 -	37.214	117.1	43.584	129.8	39.719	127.0	2:00.517	88.68	2.668	15:59:16.860
4 -	37.369	117.5	42.614	131.0	38.829	126.8	1:58.812	89.95	0.963	16:01:15.672
5 -	37.006	116.7	42.775	131.3	***38.465***	125.9	1:58.246 **(2)**	90.38	0.397	16:03:13.918
6 -	***36.614***	117.7	42.558	130.3	38.677	127.0	***1:57.849*** **(1)**	***90.69***		***16:05:11.767***
7 -	36.952	117.1	42.721	130.8	39.040	127.0	1:58.713 **(3)**	90.03	0.864	16:07:10.480
8 -	37.121	***118.5***	***42.239***	***131.5***	40.740	***127.5***	2:00.100	88.99	2.251	16:09:10.580

Weather / Track : Sunny / Dry

Snetterton 300: 2.9689 miles
Date: 24/04/2022 Start: 15:53 Finish: 16:08

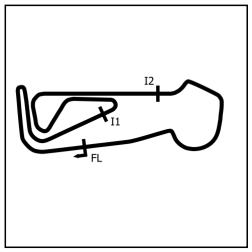

Monoposto Championship

RACE 18 - SECTOR ANALYSIS

SECTOR 1 = FL to I1, SECTOR 2 = I1 to I2, SECTOR 3 = I2 to FL, DIFF = Difference To Personal Best Lap, P = Crossed Finish Line in Pit Lane, D = Time Disallowed

P6 68 F3 Malcolm SCOTT — Dallara F398

IDEAL LAP TIME : 1:58.402 BEST LAP TIME : 1:58.574 DIFFERENCE : 0.172

LAP	SECTOR 1		SECTOR 2		SECTOR 3		LAP TIME	MPH	DIFF	TIME OF DAY
1 -		113.5	44.176	127.5	40.714	123.1	2:10.847	81.68	12.273	15:55:18.572
2 -	39.624	112.4	43.904	129.5	39.846	124.5	2:03.374	86.63	4.800	15:57:21.946
3 -	37.370	114.9	43.662	129.5	39.977	123.5	2:01.009	88.32	2.435	15:59:22.955
4 -	37.539	113.5	43.136	130.3	39.318	124.9	1:59.993	89.07	1.419	16:01:22.948
5 -	37.281	114.9	42.727	***130.8***	39.376	125.4	1:59.384 **(3)**	89.52	0.810	16:03:22.332
6 -	36.993	115.7	42.838	130.5	39.892	124.7	1:59.723	89.27	1.149	16:05:22.055
7 -	***36.859***	***116.5***	***42.594***	129.8	39.121	124.5	***1:58.574*** **(1)**	***90.13***		***16:07:20.629***
8 -	37.180	115.9	43.041	130.0	***38.949***	***125.9***	1:59.170 **(2)**	89.68	0.596	16:09:19.799

P7 36 F3 Mike HATTON — Dallara F305

IDEAL LAP TIME : 1:58.816 BEST LAP TIME : 1:58.845 DIFFERENCE : 0.029

LAP	SECTOR 1		SECTOR 2		SECTOR 3		LAP TIME	MPH	DIFF	TIME OF DAY
1 -		110.1	43.901	121.7	41.111	122.4	2:11.705	81.15	12.860	15:55:19.430
2 -	39.219	110.9	43.652	127.5	40.202	123.1	2:03.073	86.84	4.228	15:57:22.503
3 -	37.473	112.5	43.729	126.8	40.130	122.0	2:01.332	88.08	2.487	15:59:23.835
4 -	37.588	113.1	43.044	127.8	39.376	123.3	2:00.008	89.06	1.163	16:01:23.843
5 -	37.218	114.1	42.702	***128.5***	39.369	***123.8***	1:59.289 **(3)**	89.59	0.444	16:03:23.132
6 -	37.210	115.1	42.623	127.3	39.549	123.3	1:59.382	89.52	0.537	16:05:22.514
7 -	***37.208***	***116.1***	42.625	***128.5***	39.352	123.1	1:59.185 **(2)**	89.67	0.340	16:07:21.699
8 -	37.237	***116.1***	***42.373***	128.0	***39.235***	123.5	***1:58.845*** **(1)**	***89.93***		***16:09:20.544***

P8 100 F3 Juan MORENO — Formula Renault

IDEAL LAP TIME : 2:07.660 BEST LAP TIME : 2:08.189 DIFFERENCE : 0.529

LAP	SECTOR 1		SECTOR 2		SECTOR 3		LAP TIME	MPH	DIFF	TIME OF DAY
1 -		107.0	45.905	117.9	44.190	117.5	2:24.548	73.94	16.359	15:55:32.273
2 -	41.387	108.4	45.614	110.9	43.770	***117.9***	2:10.771	81.73	2.582	15:57:43.044
3 -	***40.456***	***109.2***	***44.875***	***122.2***	42.858	***117.9***	***2:08.189*** **(1)**	***83.37***		***15:59:51.233***
4 -	41.408	108.2	44.986	122.0	42.785	117.7	2:09.179 **(3)**	82.73	0.990	16:02:00.412
5 -	40.856	108.9	48.891	117.3	43.745	117.7	2:13.492	80.06	5.303	16:04:13.904
6 -	40.946	108.7	45.756	121.3	42.566	117.1	2:09.268	82.68	1.079	16:06:23.172
7 -	41.210	108.0	45.230	120.9	***42.329***	116.9	2:08.769 **(2)**	83.00	0.580	16:08:31.941

P9 17 M1400 Bruno COSTA — JKS 1400

IDEAL LAP TIME : 2:09.453 BEST LAP TIME : 2:09.852 DIFFERENCE : 0.399

LAP	SECTOR 1		SECTOR 2		SECTOR 3		LAP TIME	MPH	DIFF	TIME OF DAY
1 -		***104.2***	46.419	109.8	43.013	***109.2***	2:17.577	77.68	7.725	15:55:25.302
2 -	42.497	100.4	46.555	109.6	***41.898***	108.0	2:10.950 **(2)**	81.61	1.098	15:57:36.252
3 -	***41.423***	100.4	***46.132***	***110.0***	42.297	106.8	***2:09.852*** **(1)**	***82.30***		***15:59:46.104***
4 -	41.702	99.1	47.345	108.2	43.132	107.2	2:12.179 **(3)**	80.86	2.327	16:01:58.283
5 -	42.588	96.9	48.188	106.5	42.930	104.3	2:13.706	79.93	3.854	16:04:11.989
6 -	41.837	95.8	47.322	107.3	43.103	105.8	2:12.262	80.80	2.410	16:06:24.251
7 -	43.351	92.8	47.665	104.6	43.455	97.6	2:14.471	79.48	4.619	16:08:38.722

P10 7 1600 Geoff FERN — Van Diemen RF89

IDEAL LAP TIME : 2:11.858 BEST LAP TIME : 2:11.888 DIFFERENCE : 0.030

LAP	SECTOR 1		SECTOR 2		SECTOR 3		LAP TIME	MPH	DIFF	TIME OF DAY
1 -		99.1	47.600	111.2	44.212	108.7	2:22.697	74.90	10.809	15:55:30.422
2 -	41.600	99.8	46.984	113.1	***44.003***	109.1	2:12.587 **(2)**	80.61	0.699	15:57:43.009
3 -	42.593	100.4	46.701	111.4	44.499	108.0	2:13.793	79.88	1.905	15:59:56.802
4 -	***41.347***	100.3	***46.508***	112.9	44.033	108.4	***2:11.888*** **(1)**	***81.03***		***16:02:08.690***
5 -	41.813	100.7	46.621	112.9	44.192	108.4	2:12.626 **(3)**	80.58	0.738	16:04:21.316
6 -	42.279	97.3	46.644	112.2	44.324	***109.2***	2:13.247	80.21	1.359	16:06:34.563
7 -	41.745	***100.9***	46.736	***113.7***	44.398	108.5	2:12.879	80.43	0.991	16:08:47.442

Monoposto Championship

RACE 18 - SECTOR ANALYSIS

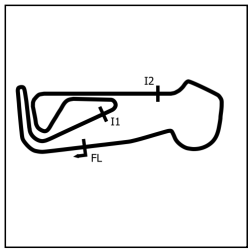

SECTOR 1 = FL to I1, SECTOR 2 = I1 to I2, SECTOR 3 = I2 to FL, DIFF = Difference To Personal Best Lap, P = Crossed Finish Line in Pit Lane, D = Time Disallowed

P11 76 1600 Richard BILES — Van Diemen RF89

IDEAL LAP TIME : 2:12.800 BEST LAP TIME : 2:13.325 DIFFERENCE : 0.525

LAP	SECTOR 1		SECTOR 2		SECTOR 3		LAP TIME	MPH	DIFF	TIME OF DAY
1 -		100.9	48.791	113.5	46.670	108.4	2:26.892	72.76	13.567	15:55:34.617
2 -	41.751	101.6	48.563	114.1	44.861	108.7	2:15.175 (3)	79.06	1.850	15:57:49.792
3 -	41.721		48.208	116.1	***44.400***	108.5	2:14.329 (2)	79.56	1.004	16:00:04.121
4 -	***41.159***	***102.4***	***47.241***	***116.9***	44.925	109.2	***2:13.325*** (1)	***80.16***		***16:02:17.446***
5 -	42.916	100.9	47.648	116.3	44.849	***110.0***	2:15.413	78.92	2.088	16:04:32.859
6 -	42.425		48.193	***116.9***	45.389	108.7	2:16.007	78.58	2.682	16:06:48.866
7 -	41.572	***102.4***	48.262	116.1	45.601	108.2	2:15.435	78.91	2.110	16:09:04.301

P12 13 1600 Kyle WALLACE — Formula Renault

IDEAL LAP TIME : 2:11.706 BEST LAP TIME : 2:11.706 DIFFERENCE : 0.000

LAP	SECTOR 1		SECTOR 2		SECTOR 3		LAP TIME	MPH	DIFF	TIME OF DAY
1 -		102.2	48.674	108.2	46.377	***111.8***	2:27.043	72.68	15.337	15:55:34.768
2 -	42.213	100.1	48.086	113.9	44.872	109.1	2:15.171 (3)	79.07	3.465	15:57:49.939
3 -	41.956	99.4	48.045	110.7	44.985	110.3	2:14.986 (2)	79.17	3.280	16:00:04.925
4 -	***41.418***	***103.7***	***46.216***	***117.1***	***44.072***	109.6	***2:11.706*** (1)	***81.15***		***16:02:16.631***
5 -	42.011	102.1	48.498	114.1	45.281	108.5	2:15.790	78.71	4.084	16:04:32.421
6 -	43.603	86.0	49.521	113.1	47.157	105.8	2:20.281	76.19	8.575	16:06:52.702
7 -	43.910	90.5	50.395	102.2	49.671	105.1	2:23.976	74.23	12.270	16:09:16.678

P13 94 F3 Ashley DIBDEN — Dallara F301

IDEAL LAP TIME : 1:51.385 BEST LAP TIME : 1:51.391 DIFFERENCE : 0.006

LAP	SECTOR 1		SECTOR 2		SECTOR 3		LAP TIME	MPH	DIFF	TIME OF DAY
1 -		***119.1***	41.523	131.5	37.026	126.6	2:00.332 (3)	88.82	8.941	15:55:08.057
2 -	34.854		***40.186***	***132.3***	36.536	126.3	1:51.576 (2)	95.79	0.185	15:56:59.633
3 -	***34.692***		40.192	***132.3***	***36.507***	***127.0***	***1:51.391*** (1)	***95.95***		***15:58:51.024***

P14 5 F3 Russ GILES — Dallara F398

IDEAL LAP TIME : 2:05.642 BEST LAP TIME : 2:06.159 DIFFERENCE : 0.517

LAP	SECTOR 1		SECTOR 2		SECTOR 3		LAP TIME	MPH	DIFF	TIME OF DAY
1 -		105.1	45.899	***117.3***	41.542	***114.1***	2:15.707 (2)	78.75	9.548	15:55:23.432
2 -	40.527	***107.3***	***44.680***	114.3	***40.952***	110.9	***2:06.159*** (1)	***84.71***		***15:57:29.591***

Weather / Track : Sunny / Dry

Snetterton 300: 2.9689 miles
Date: 24/04/2022 Start: 15:53 Finish: 16:08

Monoposto Championship

RACE 18 - BEST SECTORS

SECTOR 1				SECTOR 2				SECTOR 3			
POS	NO	NAME	TIME	NO	NAME	TIME	NO	NAME	TIME
1	9	BISHOP	34.540	9	BISHOP	40.105	9	BISHOP	36.424
2	94	DIBDEN	34.692	94	DIBDEN	40.186	94	DIBDEN	36.507
3	31	DAVISON	35.358	3	TIMMS	40.746	31	DAVISON	37.259
4	3	TIMMS	35.456	31	DAVISON	41.041	3	TIMMS	37.502
5	157	LEVY	36.323	157	LEVY	41.310	157	LEVY	38.195
6	8	WRIGHT	36.614	8	WRIGHT	42.239	8	WRIGHT	38.465
7	68	SCOTT	36.859	36	HATTON	42.373	68	SCOTT	38.949
8	36	HATTON	37.208	68	SCOTT	42.594	36	HATTON	39.235
9	5	GILES	40.010	5	GILES	44.680	5	GILES	40.952
10	100	MORENO	40.456	100	MORENO	44.875	17	COSTA	41.898
11	76	BILES	41.159	17	COSTA	46.132	100	MORENO	42.329
12	7	FERN	41.347	13	WALLACE	46.216	7	FERN	44.003
13	13	WALLACE	41.418	7	FERN	46.508	13	WALLACE	44.072
14	17	COSTA	41.423	76	BILES	47.241	76	BILES	44.400

IDEAL / BEST COMPARISON					
POS	NO	NAME	IDEAL	BEST	DIFF
		PERFECT LAP	1:51.069		
1	9	BISHOP	1:51.069	1:51.081	0.012
2	94	DIBDEN	1:51.385	1:51.391	0.006
3	31	DAVISON	1:53.658	1:53.820	0.162
4	3	TIMMS	1:53.704	1:54.193	0.489
5	157	LEVY	1:55.828	1:55.972	0.144
6	8	WRIGHT	1:57.318	1:57.849	0.531
7	68	SCOTT	1:58.402	1:58.574	0.172
8	36	HATTON	1:58.816	1:58.845	0.029
9	5	GILES	2:05.642	2:06.159	0.517
10	100	MORENO	2:07.660	2:08.189	0.529
11	17	COSTA	2:09.453	2:09.852	0.399
12	13	WALLACE	2:11.706	2:11.706	0.000
13	7	FERN	2:11.858	2:11.888	0.030
14	76	BILES	2:12.800	2:13.325	0.525

Weather / Track : Sunny / Dry

Snetterton 300: 2.9689 miles
Date: 24/04/2022 Start: 15:53 Finish: 16:08

Results can be found at www.tsl-timing.com

Printed - 16:10 Sunday, 24 April 2022

Monoposto Championship

RACE 18 - BEST SPEEDS

	INTERMEDIATE 1			INTERMEDIATE 2			FINISH LINE		
POS	NO	NAME	MPH	NO	NAME	MPH	NO	NAME	MPH
1	**3**	TIMMS	**120.6**	**157**	LEVY	**134.4**	**3**	TIMMS	**127.5**
2	**94**	DIBDEN	**119.1**	**3**	TIMMS	**133.6**	**8**	WRIGHT	**127.5**
3	**8**	WRIGHT	**118.5**	**94**	DIBDEN	**132.3**	**157**	LEVY	**127.3**
4	**31**	DAVISON	**118.3**	**8**	WRIGHT	**131.5**	**94**	DIBDEN	**127.0**
5	**9**	BISHOP	**118.1**	**31**	DAVISON	**130.8**	**31**	DAVISON	**126.6**
6	**157**	LEVY	**117.3**	**68**	SCOTT	**130.8**	**68**	SCOTT	**125.9**
7	**68**	SCOTT	**116.5**	**9**	BISHOP	**129.3**	**9**	BISHOP	**125.4**
8	**36**	HATTON	**116.1**	**36**	HATTON	**128.5**	**36**	HATTON	**123.8**
9	**100**	MORENO	**109.2**	**100**	MORENO	**122.2**	**100**	MORENO	**117.9**
10	**5**	GILES	**107.3**	**5**	GILES	**117.3**	**5**	GILES	**114.1**
11	**17**	COSTA	**104.2**	**13**	WALLACE	**117.1**	**13**	WALLACE	**111.8**
12	**13**	WALLACE	**103.7**	**76**	BILES	**116.9**	**76**	BILES	**110.0**
13	**76**	BILES	**102.4**	**7**	FERN	**113.7**	**17**	COSTA	**109.2**
14	**7**	FERN	**100.9**	**17**	COSTA	**110.0**	**7**	FERN	**109.2**
15									

Weather / Track : Sunny / Dry

Snetterton 300: 2.9689 miles
Date: 24/04/2022 Start: 15:53 Finish: 16:08

Results can be found at www.tsl-timing.com

Printed - 16:10 Sunday, 24 April 2022

Monoposto Championship

RACE 18 - STATISTICS

Competitors Started	14
Planned Start	2022-04-24 @ 15:55:00.000
Actual Start	2022-04-24 @ 15:53:07.724
Finish Time	2022-04-24 @ 16:08:15.502
Track Length	2.9689mi.
Total Laps	96
Total Distance Covered	285.0155mi.

Session Fastest Lap History

NO	CL	NAME	LAP TIME	TIME OF DAY	LAP	VEHICLE
9	F3	**Tony BISHOP**	**1:59.583**	15:55:07.343	1	Dallara F307
9	F3	**Tony BISHOP**	**1:51.081**	15:56:58.423	2	Dallara F307

Session Leader History

NO	CL	NAME	FROM LAP	LAPS LED	DISTANCE	VEHICLE
9	F3	**Tony BISHOP**	1	8	23.75 miles	Dallara F307

Flag History

TYPE	TIME OF DAY
GREEN	15:53:07.724
FINISH	16:08:15.502

Flag Statistics

TYPE	COUNT	TOTAL LAPS	TOTAL TIME
Green	1	8	16:31.983
Red	0	0	0.000
Safety Car	0	0	0.000
FCY	0	0	0.000

Monoposto Championship

RACE 18 - STATISTICS

CLASS : M1400

3 Starters

Fastest Lap History

NO	NAME	LAP TIME	TIME OF DAY	LAP	VEHICLE
3	**Jason TIMMS**	**2:05.059**	15:55:12.798	1	Dallara F301
3	**Jason TIMMS**	**1:56.047**	15:57:08.845	2	Dallara F301
3	**Jason TIMMS**	**1:54.978**	15:59:03.823	3	Dallara F301
3	**Jason TIMMS**	**1:54.193**	16:04:49.319	6	Dallara F301

Leader History

NO	NAME	FROM LAP	LAPS LED	DISTANCE	VEHICLE
3	**Jason TIMMS**	1	8	23.75 miles	Dallara F301

Monoposto Championship

RACE 18 - STATISTICS

CLASS : F3

8 Starters

Fastest Lap History

NO	NAME	LAP TIME	TIME OF DAY	LAP	VEHICLE
9	**Tony BISHOP**	**1:59.583**	15:55:07.343	1	Dallara F307
9	**Tony BISHOP**	**1:51.081**	15:56:58.423	2	Dallara F307

Leader History

NO	NAME	FROM LAP	LAPS LED	DISTANCE	VEHICLE
9	**Tony BISHOP**	1	8	23.75 miles	Dallara F307

Monoposto Championship

RACE 18 - STATISTICS

CLASS : 1600

3 Starters

Fastest Lap History

NO	NAME	LAP TIME	TIME OF DAY	LAP	VEHICLE
7	**Geoff FERN**	**2:22.697**	15:55:30.421	1	Van Diemen RF89
7	**Geoff FERN**	**2:12.587**	15:57:43.007	2	Van Diemen RF89
7	**Geoff FERN**	**2:11.888**	16:02:08.689	4	Van Diemen RF89
13	**Kyle WALLACE**	**2:11.706**	16:02:16.662	4	Formula Renault

Leader History

NO	NAME	FROM LAP	LAPS LED	DISTANCE	VEHICLE
7	**Geoff FERN**	1	7	20.78 miles	Van Diemen RF89

Weather / Track : Sunny / Dry

Snetterton 300: 2.9689 miles
Date: 24/04/2022 Start: 15:53 Finish: 16:08