HSCC 70s ROAD SPORTS

Production Sports, GT and two door Coupe cars built or road-registered 1970-1979

Legends of Brands Hatch Super Prix

Brands Hatch GP

9th July 2022

Timing & Results Provided by Timing Solutions Ltd

www.tsl-timing.com

Brands Hatch GP

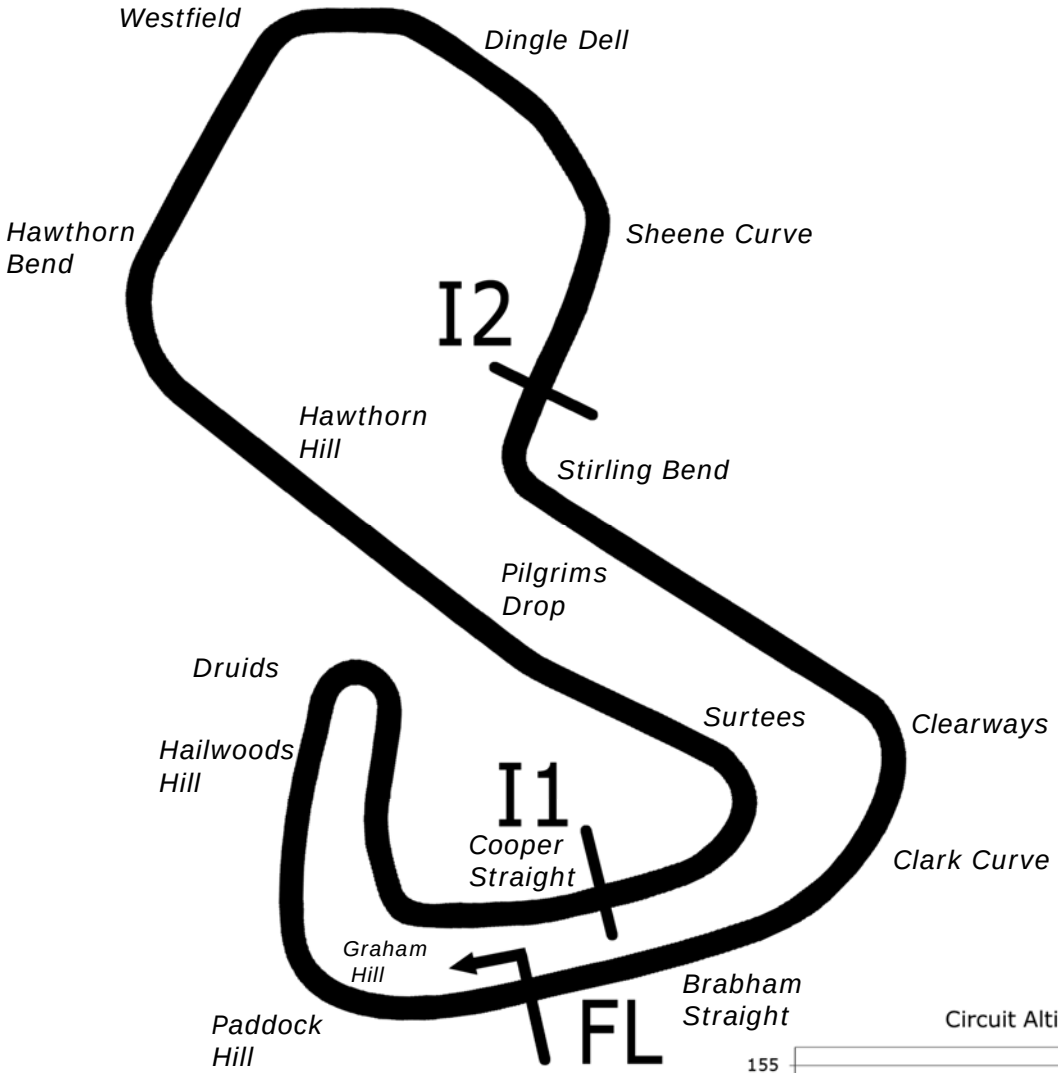

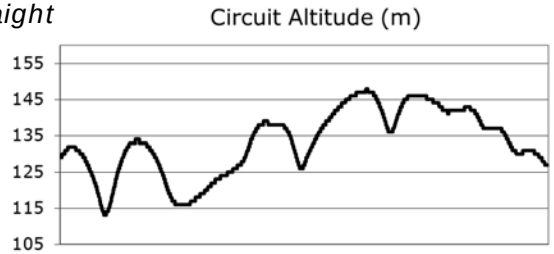

Length	2.4332 miles	3916.0 m	
FL		51.36032 N	0.26032 E
I1	1116m	51.35934 N	0.25955 E
I2	2928m	51.35532 N	0.26250 E
Pit Entry	3646m	51.35911 N	0.25743 E
Pit Exit	26m after FL	51.36027 N	0.26078 E

Pit Entry–Pit Exit 277m, 19.9s @50kph, 16.6s @60kph

All results available at www.tsl-timing.com

Sheet No:	Issue Time:

HSCC 70's Road Sports Championship

QUALIFYING - RACE 2 - CLASSIFICATION

POS	NO	CL	PIC	NAME	ENTRY	TIME	ON	LAPS	GAP	DIFF	MPH
1	18	C	1	Jeremy CLARK	Lotus Elan S4	1:47.103	6	6			81.78
2	24	B	1	Charles BARTER	Datsun 240Z	1:47.185	5	5	0.082	0.082	81.72
3	9	B	2	Julian BARTER	TVR 3000M	1:47.205	5	6	0.102	0.020	81.71
4	911	I	1	Steve DEEKS	Porsche 911 SC	1:47.896	6	6	0.793	0.691	81.18
5	19	C	2	Will LEVERETT	Lotus Elan S4	1:48.189	5	6	1.086	0.293	80.96
6	5	B	3	Antony ROSS	TVR 3000M	1:48.320	6	6	1.217	0.131	80.87
7	30	B	4	John WILLIAMS	Porsche 911 SC	1:48.509	4	6	1.406	0.189	80.72
8	20	C	3	Mark LEVERETT	Lotus Elan S4	1:49.290	5	6	2.187	0.781	80.15
9	7	E	1	David TOMKINSON	TVR Vixen S2	1:51.576	5	6	4.473	2.286	78.51
10	131	A	1	Mark BENNETT	MGB	1:53.875	6	6	6.772	2.299	76.92
11	74	D	1	Tim CHILD	Alfa Romeo 2000 GTV	1:55.111	5	5	8.008	1.236	76.09
12	55	B	5	Steve BELLERBY	TVR 3000M	1:55.212	6	6	8.109	0.101	76.03
13	27	E	2	Chris FISHER	MG Arkley	1:56.131	5	5	9.028	0.919	75.43
14	64*	I	2	Morgan SPARROW	Porsche 911	1:56.381	3	5	9.278	0.250	75.26
15	50	C	4	Chris HOLLAND	Lotus Elan S4	1:58.886	6	6	11.783	2.505	73.68
16	4	D	2	Ken RORRISON	Alfa Romeo 2000 GTV	1:59.374	4	5	12.271	0.488	73.38
17	76	D	3	David ERWIN	Alfa Romeo 2000 GTV	2:00.313	4	5	13.210	0.939	72.80
18	68	D	4	Jon WAGSTAFF	Alfa Romeo GTV	2:00.517	5	5	13.414	0.204	72.68
19	49	D	5	Peter HORE	Porsche 924	2:00.784	3	3	13.681	0.267	72.52
20	66*	I	3	Ben BRAIN	Alfa Romeo 1750 GTV	2:01.439	4	4	14.336	0.655	72.13
21	10	C	5	Nigel ASHLEY	Lotus Europa	2:02.290	5	5	15.187	0.851	71.63
22	3	B	6	Pete CONNELL	TVR 3000M	2:02.681	5	5	15.578	0.391	71.40

***Cars 64 & 66 - transponder working intermittently, please check position. - Regulation Q12.8.1 refers.**

No. 66 - 3 Lap times disallowed; exceeding track limits.

Weather / Track : Cloudy / Dry

Brands Hatch GP: 2.4332 miles

These results are provisional until the conclusion of any judicial and technical matters.

Date: 09/07/2022 Start: 09:38 Finish: 09:53

Clerk Of Course : Julian Floyd	Stewards :	Timekeeper : Nick Palmer

HSCC 70's Road Sports Championship

QUALIFYING - RACE 2 - SECTOR ANALYSIS

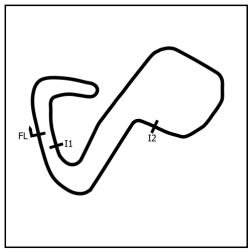

SECTOR 1 = FL to I1, SECTOR 2 = I1 to I2, SECTOR 3 = I2 to FL, DIFF = Difference To Personal Best Lap, P = Crossed Finish Line in Pit Lane, D = Time Disallowed

P1 18 C Jeremy CLARK — Lotus Elan S4

IDEAL LAP TIME : 1:46.687 BEST LAP TIME : 1:47.103 DIFFERENCE : 0.416

LAP	SECTOR 1		SECTOR 2		SECTOR 3		LAP TIME		MPH	DIFF	TIME OF DAY
1 -	OUTLAP	82.0	51.619	73.2	26.157	110.0	1:57.865		74.32	10.762	09:41:07.562
2 -	40.550	87.6	49.893	78.4	25.794	113.1	1:56.237		75.36	9.134	09:43:03.799
3 -	33.851	89.4	48.879	78.5	25.583	113.3	1:48.313	(3)	80.87	1.210	09:44:52.112
4 -	33.855	90.4	49.483	77.9	25.464	113.5	1:48.802		80.51	1.699	09:46:40.914
5 -	34.143	92.0	48.436	***80.2***	25.537	***113.9***	1:48.116	(2)	81.02	1.013	09:48:29.030
6 -	33.791	***92.6***	***47.973***	79.4	***25.339***	***113.9***	***1:47.103***	(1)	***81.78***		***09:50:16.133***

P2 24 B Charles BARTER — Datsun 240Z

IDEAL LAP TIME : 1:46.941 BEST LAP TIME : 1:47.185 DIFFERENCE : 0.244

LAP	SECTOR 1		SECTOR 2		SECTOR 3		LAP TIME		MPH	DIFF	TIME OF DAY
1 -	OUTLAP	76.0	53.104	59.8	27.545	109.2	2:02.427		71.55	15.242	09:41:07.327
2 -	34.958	88.3	48.655	69.3	25.880	***112.7***	1:49.493		80.00	2.308	09:42:56.820
3 -	***33.619***	89.9	48.306	74.3	26.036	110.5	1:47.961	(3)	81.13	0.776	09:44:44.781
4 -	33.866	89.3	***47.760***	77.1	***25.562***	111.8	1:47.188	(2)	81.72	0.003	09:46:31.969
5 -	33.637	***91.0***	47.986	***78.6***	***25.562***	111.4	***1:47.185***	(1)	***81.72***		***09:48:19.154***

P3 9 B Julian BARTER — TVR 3000M

IDEAL LAP TIME : 1:46.930 BEST LAP TIME : 1:47.205 DIFFERENCE : 0.275

LAP	SECTOR 1		SECTOR 2		SECTOR 3		LAP TIME		MPH	DIFF	TIME OF DAY
1 -	OUTLAP	81.2	52.335	60.4	28.117	111.4	2:03.614		70.86	16.409	09:41:29.316
2 -	35.548	83.2	50.473	63.8	26.316	112.5	1:52.337		77.97	5.132	09:43:21.653
3 -	34.495	87.6	48.166	71.4	25.752	113.3	1:48.413		80.80	1.208	09:45:10.066
4 -	34.126	85.3	47.870	***75.1***	25.728	113.3	1:47.724	(2)	81.31	0.519	09:46:57.790
5 -	33.976	***90.3***	***47.540***	74.7	***25.689***	***114.3***	***1:47.205***	(1)	***81.71***		***09:48:44.995***
6 -	***33.701***	86.7	48.527	74.5	25.793	113.9	1:48.021	(3)	81.09	0.816	09:50:33.016

P4 911 I Steve DEEKS — Porsche 911 SC

IDEAL LAP TIME : 1:47.882 BEST LAP TIME : 1:47.896 DIFFERENCE : 0.014

LAP	SECTOR 1		SECTOR 2		SECTOR 3		LAP TIME		MPH	DIFF	TIME OF DAY
1 -	OUTLAP	79.8	51.115	66.9	27.196	109.2	1:58.841		73.71	10.945	09:41:35.975
2 -	34.993	77.3	51.101	70.9	27.063	110.3	1:53.157		77.41	5.261	09:43:29.132
3 -	35.600	86.1	49.059	77.3	26.056	111.2	1:50.715		79.12	2.819	09:45:19.847
4 -	33.981	85.4	49.715	76.1	25.893	***111.4***	1:49.589	(2)	79.93	1.693	09:47:09.436
5 -	***33.743***	***89.1***	49.833	76.0	26.090	110.9	1:49.666	(3)	79.87	1.770	09:48:59.102
6 -	33.757	87.2	***48.393***	***79.0***	***25.746***	***111.4***	***1:47.896***	(1)	***81.18***		***09:50:46.998***

P5 19 C Will LEVERETT — Lotus Elan S4

IDEAL LAP TIME : 1:48.152 BEST LAP TIME : 1:48.189 DIFFERENCE : 0.037

LAP	SECTOR 1		SECTOR 2		SECTOR 3		LAP TIME		MPH	DIFF	TIME OF DAY
1 -	OUTLAP	67.2	57.598	66.9	27.733	109.8	2:08.973		67.91	20.784	09:41:17.116
2 -	36.295	76.6	50.244	***76.4***	26.815	112.2	1:53.354		77.27	5.165	09:43:10.470
3 -	35.048	85.0	49.168	75.9	26.190	111.8	1:50.406	(3)	79.34	2.217	09:45:00.876
4 -	34.727	85.3	48.995	73.9	26.032	112.4	1:49.754	(2)	79.81	1.565	09:46:50.630
5 -	34.223	***86.1***	***48.258***	76.0	***25.708***	112.9	***1:48.189***	(1)	***80.96***		***09:48:38.819***
6 -	37.075	61.5	52.342	74.7	26.362	***113.5***	1:55.779		75.66	7.590	09:50:34.598

P6 5 B Antony ROSS — TVR 3000M

IDEAL LAP TIME : 1:47.976 BEST LAP TIME : 1:48.320 DIFFERENCE : 0.344

LAP	SECTOR 1		SECTOR 2		SECTOR 3		LAP TIME		MPH	DIFF	TIME OF DAY
1 -	OUTLAP	70.3	56.166	65.0	27.172	106.1	2:06.588		69.19	18.268	09:41:15.703
2 -	36.115	81.5	49.940	71.8	26.194	110.9	1:52.249		78.03	3.929	09:43:07.952
3 -	34.884	84.5	54.819	56.5	27.125	111.6	1:56.828		74.98	8.508	09:45:04.780
4 -	34.393	87.2	***48.365***	73.9	25.648	112.7	1:48.406	(2)	80.80	0.086	09:46:53.186
5 -	34.175	***89.3***	48.538	73.9	25.719	***113.5***	1:48.432	(3)	80.78	0.112	09:48:41.618
6 -	***34.060***	84.5	48.709	***76.5***	***25.551***	112.4	***1:48.320***	(1)	***80.87***		***09:50:29.938***

Weather / Track : Cloudy / Dry

Brands Hatch GP: 2.4332 miles
Date: 09/07/2022 Start: 09:38 Finish: 09:53

HSCC 70's Road Sports Championship

QUALIFYING - RACE 2 - SECTOR ANALYSIS

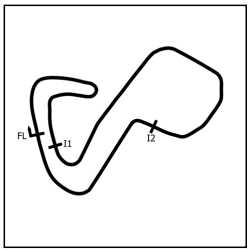

SECTOR 1 = FL to I1, SECTOR 2 = I1 to I2, SECTOR 3 = I2 to FL, DIFF = Difference To Personal Best Lap, P = Crossed Finish Line in Pit Lane, D = Time Disallowed

P7 30 B John WILLIAMS Porsche 911 SC

IDEAL LAP TIME : 1:47.921 BEST LAP TIME : 1:48.509 DIFFERENCE : 0.588

LAP	SECTOR 1		SECTOR 2		SECTOR 3		LAP TIME		MPH	DIFF	TIME OF DAY
1 -	OUTLAP	79.2	52.810	68.6	26.889	110.7	2:02.497		71.51	13.988	09:41:05.788
2 -	34.842	85.8	49.790	74.7	26.226	112.2	1:50.858		79.01	2.349	09:42:56.646
3 -	34.803	87.2	49.018	76.4	26.214	112.2	1:50.035	(3)	79.60	1.526	09:44:46.681
4 -	34.116	89.5	***48.545***	75.4	25.848	113.1	***1:48.509***	(1)	***80.72***		***09:46:35.190***
5 -	***33.828***	90.1	49.144	***76.5***	***25.548***	***113.7***	1:48.520	(2)	80.72	0.011	09:48:23.710
6 -	34.155	***90.3***	50.410	63.0	25.975	113.3	1:50.540		79.24	2.031	09:50:14.250

P8 20 C Mark LEVERETT Lotus Elan S4

IDEAL LAP TIME : 1:49.038 BEST LAP TIME : 1:49.290 DIFFERENCE : 0.252

LAP	SECTOR 1		SECTOR 2		SECTOR 3		LAP TIME		MPH	DIFF	TIME OF DAY
1 -	OUTLAP	69.3	56.883	64.3	28.304	104.5	2:08.227		68.31	18.937	09:41:25.710
2 -	37.968	75.8	54.591	64.7	28.158	109.6	2:00.717		72.56	11.427	09:43:26.427
3 -	34.849	84.6	50.299	76.0	26.539	110.0	1:51.687	(2)	78.43	2.397	09:45:18.114
4 -	34.848	84.3	51.415	73.8	26.277	111.4	1:52.540		77.83	3.250	09:47:10.654
5 -	34.542	88.6	***48.846***	***76.6***	***25.902***	***113.1***	***1:49.290***	(1)	***80.15***		***09:48:59.944***
6 -	***34.290***	***88.7***	50.815	70.7	26.639	111.8	1:51.744	(3)	78.39	2.454	09:50:51.688

P9 7 E David TOMKINSON TVR Vixen S2

IDEAL LAP TIME : 1:51.502 BEST LAP TIME : 1:51.576 DIFFERENCE : 0.074

LAP	SECTOR 1		SECTOR 2		SECTOR 3		LAP TIME		MPH	DIFF	TIME OF DAY
1 -	OUTLAP	64.5	57.538	60.0	28.709	102.6	2:09.658		67.56	18.082	09:41:25.463
2 -	37.585	75.8	54.660	64.4	28.885	100.7	2:01.130		72.31	9.554	09:43:26.593
3 -	35.227	84.7	51.130	***77.1***	27.196	102.6	1:53.553		77.14	1.977	09:45:20.146
4 -	34.491	84.9	50.717	75.4	27.004	***103.8***	1:52.212	(3)	78.06	0.636	09:47:12.358
5 -	***34.452***	***85.0***	***50.144***	76.9	26.980	103.4	***1:51.576***	(1)	***78.51***		***09:49:03.934***
6 -	34.547	84.3	50.336	75.2	***26.906***	103.0	1:51.789	(2)	78.36	0.213	09:50:55.723

P10 131 A Mark BENNETT MGB

IDEAL LAP TIME : 1:53.875 BEST LAP TIME : 1:53.875 DIFFERENCE : 0.000

LAP	SECTOR 1		SECTOR 2		SECTOR 3		LAP TIME		MPH	DIFF	TIME OF DAY
1 -	OUTLAP	63.2	57.952	64.5	29.023	101.0	2:11.667		66.53	17.792	09:41:25.126
2 -	37.376	75.0	54.825	62.6	29.855	101.5	2:02.056		71.76	8.181	09:43:27.182
3 -	37.725	70.3	54.306	66.9	27.929	101.5	1:59.960		73.02	6.085	09:45:27.142
4 -	37.191	77.9	54.121	63.3	28.207	101.8	1:59.519	(3)	73.29	5.644	09:47:26.661
5 -	37.182	75.6	51.586	69.8	27.195	***108.4***	1:55.963	(2)	75.53	2.088	09:49:22.624
6 -	***35.377***	***80.1***	***51.444***	***73.3***	***27.054***	108.2	***1:53.875***	(1)	***76.92***		***09:51:16.499***

P11 74 D Tim CHILD Alfa Romeo 2000 GTV

IDEAL LAP TIME : 1:54.886 BEST LAP TIME : 1:55.111 DIFFERENCE : 0.225

LAP	SECTOR 1		SECTOR 2		SECTOR 3		LAP TIME		MPH	DIFF	TIME OF DAY
1 -	OUTLAP	71.8	56.821	66.5	28.702	100.7	2:09.069		67.86	13.958	09:41:41.426
2 -	37.366	71.3	53.979	70.7	27.952	100.4	1:59.297		73.42	4.186	09:43:40.723
3 -	36.216	81.5	51.417	74.2	***27.638***	***101.9***	1:55.271	(2)	75.99	0.160	09:45:35.994
4 -	36.019	81.1	52.513	***78.3***	27.706	101.8	1:56.238	(3)	75.36	1.127	09:47:32.232
5 -	***35.872***	***83.0***	***51.376***	73.1	27.863	101.6	***1:55.111***	(1)	***76.09***		***09:49:27.343***

P12 55 B Steve BELLERBY TVR 3000M

IDEAL LAP TIME : 1:55.212 BEST LAP TIME : 1:55.212 DIFFERENCE : 0.000

LAP	SECTOR 1		SECTOR 2		SECTOR 3		LAP TIME		MPH	DIFF	TIME OF DAY
1 -	OUTLAP	67.5	55.180	64.0	28.950	96.6	2:07.944		68.46	12.732	09:41:29.620
2 -	37.623	79.9	53.527	65.4	28.008	110.1	1:59.158		73.51	3.946	09:43:28.778
3 -	37.156	78.0	53.865	63.5	27.578	102.4	1:58.599	(3)	73.86	3.387	09:45:27.377
4 -	38.102	79.7	53.778	62.1	27.935	101.8	1:59.815		73.11	4.603	09:47:27.192
5 -	38.104	78.9	52.159	71.9	27.524	***111.6***	1:57.787	(2)	74.37	2.575	09:49:24.979
6 -	***36.227***	***82.3***	***51.733***	***73.5***	***27.252***	111.4	***1:55.212***	(1)	***76.03***		***09:51:20.191***

Weather / Track : Cloudy / Dry

Brands Hatch GP: 2.4332 miles
Date: 09/07/2022 Start: 09:38 Finish: 09:53

HSCC 70's Road Sports Championship

QUALIFYING - RACE 2 - SECTOR ANALYSIS

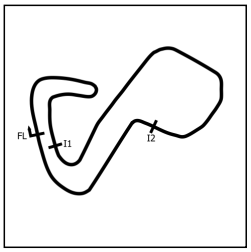

SECTOR 1 = FL to I1, SECTOR 2 = I1 to I2, SECTOR 3 = I2 to FL, DIFF = Difference To Personal Best Lap, P = Crossed Finish Line in Pit Lane, D = Time Disallowed

P13 27 E Chris FISHER — MG Arkley

IDEAL LAP TIME : 1:54.239 BEST LAP TIME : 1:56.131 DIFFERENCE : 1.892

LAP	SECTOR 1		SECTOR 2		SECTOR 3		LAP TIME		MPH	DIFF	TIME OF DAY
1 -	OUTLAP	69.8	55.618	60.4	29.376	94.1	2:09.014		67.89	12.883	09:41:31.488
2 -	36.188	78.3	55.035	55.8	29.037	95.1	2:00.260	(2)	72.84	4.129	09:43:31.748
3 -	38.207	64.2	56.905	60.4	30.269	95.3	2:05.381		69.86	9.250	09:45:37.129
4 -	35.506	***78.9***	56.557	55.7	32.153	94.5	2:04.216	(3)	70.52	8.085	09:47:41.345
5 -	35.661	78.3	51.623	71.2	28.847	94.7	***1:56.131***	(1)	***75.43***		***09:49:37.476***

P14 64 I Morgan SPARROW — Porsche 911

IDEAL LAP TIME : 1:56.144 BEST LAP TIME : 1:56.381 DIFFERENCE : 0.237

LAP	SECTOR 1		SECTOR 2		SECTOR 3		LAP TIME		MPH	DIFF	TIME OF DAY
1 -	39.891	78.6	54.730	62.3	28.388		2:03.009		71.21	6.628	09:43:31.943
2 -	38.296	59.1	53.698	68.5	28.472		2:00.466		72.71	4.085	09:45:32.409
3 -	***36.272***	***86.1***	52.865	***69.6***	***27.244***		***1:56.381***	(1)	***75.26***		***09:47:28.790***
4 -	36.830	79.7	***52.628***	66.1	28.040		1:57.498	(2)	74.55	1.117	09:49:26.288
5 -	36.951	74.5	53.965	65.7	27.394		1:58.310	(3)	74.04	1.929	09:51:24.598

P15 50 C Chris HOLLAND — Lotus Elan S4

IDEAL LAP TIME : 1:58.714 BEST LAP TIME : 1:58.886 DIFFERENCE : 0.172

LAP	SECTOR 1		SECTOR 2		SECTOR 3		LAP TIME		MPH	DIFF	TIME OF DAY
1 -	OUTLAP	69.9	59.434	58.8	30.060	102.9	2:14.817		64.97	15.931	09:41:20.732
2 -	39.092	73.5	56.970	59.2	29.453	105.3	2:05.515		69.79	6.629	09:43:26.247
3 -	38.223	76.2	53.936	65.0	28.189	106.3	2:00.348		72.78	1.462	09:45:26.595
4 -	***37.002***	78.2	54.334	61.0	28.443	105.5	1:59.779	(3)	73.13	0.893	09:47:26.374
5 -	37.076	***81.4***	54.163	62.4	28.233	***106.8***	1:59.472	(2)	73.32	0.586	09:49:25.846
6 -	37.174	76.4	***53.633***	***66.1***	***28.079***	103.0	***1:58.886***	(1)	***73.68***		***09:51:24.732***

P16 4 D Ken RORRISON — Alfa Romeo 2000 GTV

IDEAL LAP TIME : 1:58.585 BEST LAP TIME : 1:59.374 DIFFERENCE : 0.789

LAP	SECTOR 1		SECTOR 2		SECTOR 3		LAP TIME		MPH	DIFF	TIME OF DAY
1 -	OUTLAP	72.0	57.065	62.8	30.728	81.3	2:13.745		65.49	14.371	09:41:48.416
2 -	39.354	76.6	54.292	67.3	29.019	98.1	2:02.665		71.41	3.291	09:43:51.081
3 -	37.218	79.7	54.132	***69.9***	28.678	***100.9***	2:00.028	(2)	72.98	0.654	09:45:51.109
4 -	37.377	***79.8***	53.390	67.5	***28.607***	100.6	***1:59.374***	(1)	***73.38***		***09:47:50.483***
5 -	37.570	76.5	54.149	64.3	29.556	98.5	2:01.275	(3)	72.23	1.901	09:49:51.758

P17 76 D David ERWIN — Alfa Romeo 2000 GTV

IDEAL LAP TIME : 1:59.201 BEST LAP TIME : 2:00.313 DIFFERENCE : 1.112

LAP	SECTOR 1		SECTOR 2		SECTOR 3		LAP TIME		MPH	DIFF	TIME OF DAY
1 -	OUTLAP	67.1	57.735	64.4	30.161	93.2	2:14.349		65.20	14.036	09:41:45.961
2 -	38.110	76.6	54.433	65.2	30.250	93.5	2:02.793	(3)	71.33	2.480	09:43:48.754
3 -	38.208	76.9	53.648	65.8	28.978	***97.8***	2:00.834	(2)	72.49	0.521	09:45:49.588
4 -	37.422	***78.1***	53.997	64.0	***28.894***	96.5	***2:00.313***	(1)	***72.80***		***09:47:49.901***
5 -	37.737	78.0	54.097	66.1	31.260	95.7	2:03.094		71.16	2.781	09:49:52.995

P18 68 D Jon WAGSTAFF — Alfa Romeo GTV

IDEAL LAP TIME : 1:59.865 BEST LAP TIME : 2:00.517 DIFFERENCE : 0.652

LAP	SECTOR 1		SECTOR 2		SECTOR 3		LAP TIME		MPH	DIFF	TIME OF DAY
1 -	OUTLAP	72.0	58.005	54.5	29.646	98.2	2:13.433		65.64	12.916	09:41:42.842
2 -	38.478	72.3	55.666	63.0	29.715	100.1	2:03.859		70.72	3.342	09:43:46.701
3 -	37.870	76.6	54.560	68.8	29.034	99.1	2:01.464	(3)	72.11	0.947	09:45:48.165
4 -	37.802	78.4	54.615	68.8	28.704	99.8	2:01.121	(2)	72.32	0.604	09:47:49.286
5 -	37.644	78.9	54.256	69.3	***28.617***	***101.0***	***2:00.517***	(1)	***72.68***		***09:49:49.803***

Weather / Track : Cloudy / Dry

Brands Hatch GP: 2.4332 miles
Date: 09/07/2022 Start: 09:38 Finish: 09:53

HSCC 70's Road Sports Championship

QUALIFYING - RACE 2 - SECTOR ANALYSIS

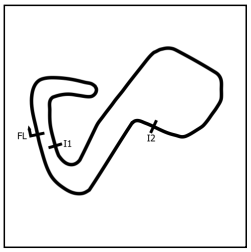

SECTOR 1 = FL to I1, SECTOR 2 = I1 to I2, SECTOR 3 = I2 to FL, DIFF = Difference To Personal Best Lap, P = Crossed Finish Line in Pit Lane, D = Time Disallowed

P19 49 D Peter HORE Porsche 924

IDEAL LAP TIME : 1:59.912 BEST LAP TIME : 2:00.784 DIFFERENCE : 0.872

LAP	SECTOR 1		SECTOR 2		SECTOR 3		LAP TIME		MPH	DIFF	TIME OF DAY
1 -	OUTLAP	69.3	57.338	65.0	29.664	95.0	2:12.576		66.07	11.792	09:41:48.205
2 -	37.298	73.4	54.310	***71.6***	***29.249***	***99.2***	2:00.857	**(2)**	72.48	0.073	09:43:49.062
3 -	***37.055***	***76.0***	***53.608***	71.1	30.121	89.3	***2:00.784***	**(1)**	***72.52***		***09:45:49.846***

P20 66 I Ben BRAIN Alfa Romeo 1750 GTV

IDEAL LAP TIME : 2:00.663 BEST LAP TIME : 2:01.439 DIFFERENCE : 0.776

LAP	SECTOR 1		SECTOR 2		SECTOR 3		LAP TIME		MPH	DIFF	TIME OF DAY
1 -	38.694	79.1	1:00.575	67.6	29.481		2:08.750	**(2)**	68.03	7.311	09:44:02.004
2 -	39.637	80.0	56.099	69.1	29.773		~~2:05.509~~	**D**	69.79	4.070	09:46:07.513
3 -	39.118	79.6	55.169	69.7	28.769		~~2:03.056~~	**D**	71.18	1.617	09:48:10.569
4 -	38.396	78.5	***54.547***	***72.7***	***28.496***		***2:01.439***	**(1)**	***72.13***		***09:50:12.008***

P21 10 C Nigel ASHLEY Lotus Europa

IDEAL LAP TIME : 2:01.072 BEST LAP TIME : 2:02.290 DIFFERENCE : 1.218

LAP	SECTOR 1		SECTOR 2		SECTOR 3		LAP TIME		MPH	DIFF	TIME OF DAY
1 -	OUTLAP	64.0	57.788	61.5	29.610	99.4	2:13.544		65.59	11.254	09:41:24.998
2 -	40.141	72.5	55.051	65.6	28.975	101.5	2:04.167		70.54	1.877	09:43:29.165
3 -	38.855	74.9	55.177	66.9	29.341	95.8	2:03.373	**(3)**	71.00	1.083	09:45:32.538
4 -	38.853	76.1	54.880	***68.2***	***28.740***	***102.9***	2:02.473	**(2)**	71.52	0.183	09:47:35.011
5 -	***38.311***	78.3	54.836	67.0	29.143	98.6	***2:02.290***	**(1)**	***71.63***		***09:49:37.301***

P22 3 B Pete CONNELL TVR 3000M

IDEAL LAP TIME : 2:01.695 BEST LAP TIME : 2:02.681 DIFFERENCE : 0.986

LAP	SECTOR 1		SECTOR 2		SECTOR 3		LAP TIME		MPH	DIFF	TIME OF DAY
1 -	OUTLAP	60.0	58.419	57.1	30.836	98.9	2:14.327		65.21	11.646	09:41:38.835
2 -	39.443	69.3	58.345	62.4	32.603	83.6	2:10.391		67.18	7.710	09:43:49.226
3 -	40.867	71.1	57.235	62.2	30.028	104.3	2:08.130	**(3)**	68.36	5.449	09:45:57.356
4 -	39.128	73.3	58.583	64.3	29.268	***105.0***	2:06.979	**(2)**	68.98	4.298	09:48:04.335
5 -	38.785	76.7	***54.986***	***70.4***	***28.910***	103.7	***2:02.681***	**(1)**	***71.40***		***09:50:07.016***

Weather / Track : Cloudy / Dry

Brands Hatch GP: 2.4332 miles
Date: 09/07/2022 Start: 09:38 Finish: 09:53

HSCC 70's Road Sports Championship

QUALIFYING - RACE 2 - BEST SECTORS

	SECTOR 1			SECTOR 2			SECTOR 3			IDEAL / BEST COMPARISON					
POS	NO	NAME	TIME	NO	NAME	TIME	NO	NAME	TIME	POS	NO	NAME	IDEAL	BEST	DIFF
												PERFECT LAP	1:46.254		
1	18	CLARK	33.375	9	BARTER	47.540	18	CLARK	25.339	1	18	CLARK	1:46.687	1:47.103	0.416
2	24	BARTER	33.619	24	BARTER	47.760	30	WILLIAMS	25.548	2	9	BARTER	1:46.930	1:47.205	0.275
3	9	BARTER	33.701	18	CLARK	47.973	5	ROSS	25.551	3	24	BARTER	1:46.941	1:47.185	0.244
4	911	DEEKS	33.743	19	LEVERETT	48.258	24	BARTER	25.562	4	911	DEEKS	1:47.882	1:47.896	0.014
5	30	WILLIAMS	33.828	5	ROSS	48.365	9	BARTER	25.689	5	30	WILLIAMS	1:47.921	1:48.509	0.588
6	5	ROSS	34.060	911	DEEKS	48.393	19	LEVERETT	25.708	6	5	ROSS	1:47.976	1:48.320	0.344
7	19	LEVERETT	34.186	30	WILLIAMS	48.545	911	DEEKS	25.746	7	19	LEVERETT	1:48.152	1:48.189	0.037
8	20	LEVERETT	34.290	20	LEVERETT	48.846	20	LEVERETT	25.902	8	20	LEVERETT	1:49.038	1:49.290	0.252
9	7	TOMKINSON	34.452	7	TOMKINSON	50.144	7	TOMKINSON	26.906	9	7	TOMKINSON	1:51.502	1:51.576	0.074
10	27	FISHER	35.175	27	FISHER	51.288	131	BENNETT	27.054	10	131	BENNETT	1:53.875	1:53.875	0.000
11	131	BENNETT	35.377	74	CHILD	51.376	64	SPARROW	27.244	11	27	FISHER	1:54.239	1:56.131	1.892
12	74	CHILD	35.872	131	BENNETT	51.444	55	BELLERBY	27.252	12	74	CHILD	1:54.886	1:55.111	0.225
13	55	BELLERBY	36.227	55	BELLERBY	51.733	74	CHILD	27.638	13	55	BELLERBY	1:55.212	1:55.212	0.000
14	64	SPARROW	36.272	64	SPARROW	52.628	27	FISHER	27.776	14	64	SPARROW	1:56.144	1:56.381	0.237
15	4	RORRISON	36.995	4	RORRISON	52.983	50	HOLLAND	28.079	15	4	RORRISON	1:58.585	1:59.374	0.789
16	50	HOLLAND	37.002	76	ERWIN	53.188	66	BRAIN	28.496	16	50	HOLLAND	1:58.714	1:58.886	0.172
17	68	WAGSTAFF	37.047	49	HORE	53.608	4	RORRISON	28.607	17	76	ERWIN	1:59.201	2:00.313	1.112
18	49	HORE	37.055	50	HOLLAND	53.633	68	WAGSTAFF	28.617	18	68	WAGSTAFF	1:59.865	2:00.517	0.652
19	76	ERWIN	37.119	10	ASHLEY	54.021	10	ASHLEY	28.740	19	49	HORE	1:59.912	2:00.784	0.872
20	66	BRAIN	37.620	68	WAGSTAFF	54.201	76	ERWIN	28.894	20	66	BRAIN	2:00.663	2:01.439	0.776
21	3	CONNELL	37.799	66	BRAIN	54.547	3	CONNELL	28.910	21	10	ASHLEY	2:01.072	2:02.290	1.218
22	10	ASHLEY	38.311	3	CONNELL	54.986	49	HORE	29.249	22	3	CONNELL	2:01.695	2:02.681	0.986

Weather / Track : Cloudy / Dry

Brands Hatch GP: 2.4332 miles
Date: 09/07/2022 Start: 09:38 Finish: 09:53

Results can be found at www.tsl-timing.com

Printed - 10:00 Saturday, 09 July 2022

HSCC 70's Road Sports Championship

QUALIFYING - RACE 2 - BEST SPEEDS

	INTERMEDIATE 1			INTERMEDIATE 2			FINISH LINE		
POS	NO	NAME	MPH	NO	NAME	MPH	NO	NAME	MPH
1	18	CLARK	92.6	18	CLARK	80.2	9	BARTER	114.3
2	24	BARTER	91.0	911	DEEKS	79.0	18	CLARK	113.9
3	9	BARTER	90.3	24	BARTER	78.6	30	WILLIAMS	113.7
4	30	WILLIAMS	90.3	74	CHILD	78.3	19	LEVERETT	113.5
5	5	ROSS	89.3	7	TOMKINSON	77.1	5	ROSS	113.5
6	911	DEEKS	89.1	20	LEVERETT	76.6	20	LEVERETT	113.1
7	20	LEVERETT	88.7	5	ROSS	76.5	24	BARTER	112.7
8	19	LEVERETT	86.1	30	WILLIAMS	76.5	55	BELLERBY	111.6
9	64	SPARROW	86.1	19	LEVERETT	76.4	911	DEEKS	111.4
10	7	TOMKINSON	85.0	9	BARTER	75.1	131	BENNETT	108.4
11	74	CHILD	83.0	55	BELLERBY	73.5	50	HOLLAND	106.8
12	55	BELLERBY	82.3	27	FISHER	73.5	3	CONNELL	105.0
13	50	HOLLAND	81.4	131	BENNETT	73.3	7	TOMKINSON	103.8
14	68	WAGSTAFF	80.9	68	WAGSTAFF	72.9	10	ASHLEY	102.9
15	131	BENNETT	80.1	66	BRAIN	72.7	74	CHILD	101.9
16	66	BRAIN	80.1	49	HORE	71.6	68	WAGSTAFF	101.0
17	3	CONNELL	80.0	76	ERWIN	70.4	4	RORRISON	100.9
18	4	RORRISON	79.8	3	CONNELL	70.4	49	HORE	99.2
19	10	ASHLEY	79.4	4	RORRISON	69.9	76	ERWIN	97.8
20	27	FISHER	78.9	64	SPARROW	69.6	27	FISHER	95.7
21	76	ERWIN	78.1	10	ASHLEY	68.2			
22	49	HORE	76.0	50	HOLLAND	66.1			

Weather / Track : Cloudy / Dry

Brands Hatch GP: 2.4332 miles
Date: 09/07/2022 Start: 09:38 Finish: 09:53

Results can be found at www.tsl-timing.com

Printed - 10:00 Saturday, 09 July 2022

HSCC 70's Road Sports Championship

QUALIFYING - RACE 2 - STATISTICS

Competitors Started	22
Planned Start	2022-07-09 @ 09:40:00.000
Actual Start	2022-07-09 @ 09:38:57.598
Finish Time	2022-07-09 @ 09:53:15.978
Track Length	2.4332mi.
Total Laps	118
Total Distance Covered	287.1281mi.

Session Fastest Lap History

NO	CL	NAME	LAP TIME	TIME OF DAY	LAP	VEHICLE
30	B	**John WILLIAMS**	**1:50.858**	09:42:56.670	2	Porsche 911 SC
24	B	**Charles BARTER**	**1:49.493**	09:42:56.829	2	Datsun 240Z
24	B	**Charles BARTER**	**1:47.961**	09:44:44.786	3	Datsun 240Z
24	B	**Charles BARTER**	**1:47.188**	09:46:31.974	4	Datsun 240Z
24	B	**Charles BARTER**	**1:47.185**	09:48:19.160	5	Datsun 240Z
18	C	**Jeremy CLARK**	**1:47.103**	09:50:16.142	6	Lotus Elan S4

Flag History

TYPE	TIME OF DAY
GREEN	09:38:57.598
RED	09:51:30.624
FINISH	09:53:15.978

Flag Statistics

TYPE	COUNT	TOTAL LAPS	TOTAL TIME
Green	1	6	12:33.026
Red	1	0	1:45.353
Safety Car	0	0	0.000
FCY	0	0	0.000

Weather / Track : Cloudy / Dry

Brands Hatch GP: 2.4332 miles
Date: 09/07/2022 Start: 09:38 Finish: 09:53

HSCC 70's Road Sports Championship

QUALIFYING - RACE 2 - STATISTICS

CLASS : A

1 Starters

Fastest Lap History

NO	NAME	LAP TIME	TIME OF DAY	LAP	VEHICLE
131	**Mark BENNETT**	**2:02.056**	09:43:27.193	2	MGB
131	**Mark BENNETT**	**1:59.960**	09:45:27.150	3	MGB
131	**Mark BENNETT**	**1:59.519**	09:47:26.670	4	MGB
131	**Mark BENNETT**	**1:55.963**	09:49:22.635	5	MGB
131	**Mark BENNETT**	**1:53.875**	09:51:16.509	6	MGB

HSCC 70's Road Sports Championship

QUALIFYING - RACE 2 - STATISTICS

CLASS : B

6 Starters

Fastest Lap History

NO	NAME	LAP TIME	TIME OF DAY	LAP	VEHICLE
30	**John WILLIAMS**	**1:50.858**	09:42:56.670	2	Porsche 911 SC
24	**Charles BARTER**	**1:49.493**	09:42:56.829	2	Datsun 240Z
24	**Charles BARTER**	**1:47.961**	09:44:44.786	3	Datsun 240Z
24	**Charles BARTER**	**1:47.188**	09:46:31.974	4	Datsun 240Z
24	**Charles BARTER**	**1:47.185**	09:48:19.160	5	Datsun 240Z

Weather / Track : Cloudy / Dry

Brands Hatch GP: 2.4332 miles
Date: 09/07/2022 Start: 09:38 Finish: 09:53

HSCC 70's Road Sports Championship

QUALIFYING - RACE 2 - STATISTICS

CLASS : C

5 Starters

Fastest Lap History

NO	NAME	LAP TIME	TIME OF DAY	LAP	VEHICLE
18	**Jeremy CLARK**	**1:56.237**	09:43:03.808	2	Lotus Elan S4
19	**Will LEVERETT**	**1:53.354**	09:43:10.480	2	Lotus Elan S4
18	**Jeremy CLARK**	**1:48.313**	09:44:52.121	3	Lotus Elan S4
18	**Jeremy CLARK**	**1:48.116**	09:48:29.039	5	Lotus Elan S4
18	**Jeremy CLARK**	**1:47.103**	09:50:16.142	6	Lotus Elan S4

Weather / Track : Cloudy / Dry

Brands Hatch GP: 2.4332 miles
Date: 09/07/2022 Start: 09:38 Finish: 09:53

HSCC 70's Road Sports Championship

QUALIFYING - RACE 2 - STATISTICS

CLASS : D

5 Starters

Fastest Lap History

NO	NAME	LAP TIME	TIME OF DAY	LAP	VEHICLE
74	**Tim CHILD**	**1:59.297**	09:43:40.734	2	Alfa Romeo 2000 GTV
74	**Tim CHILD**	**1:55.271**	09:45:36.000	3	Alfa Romeo 2000 GTV
74	**Tim CHILD**	**1:55.111**	09:49:27.356	5	Alfa Romeo 2000 GTV

Weather / Track : Cloudy / Dry

Brands Hatch GP: 2.4332 miles
Date: 09/07/2022 Start: 09:38 Finish: 09:53

HSCC 70's Road Sports Championship

QUALIFYING - RACE 2 - STATISTICS

CLASS : E

2 Starters

Fastest Lap History

NO	NAME	LAP TIME	TIME OF DAY	LAP	VEHICLE
7	**David TOMKINSON**	**2:01.130**	09:43:26.597	2	TVR Vixen S2
27	**Chris FISHER**	**2:00.260**	09:43:31.758	2	MG Arkley
7	**David TOMKINSON**	**1:53.553**	09:45:20.155	3	TVR Vixen S2
7	**David TOMKINSON**	**1:52.212**	09:47:12.364	4	TVR Vixen S2
7	**David TOMKINSON**	**1:51.576**	09:49:03.940	5	TVR Vixen S2

Weather / Track : Cloudy / Dry

Brands Hatch GP: 2.4332 miles
Date: 09/07/2022 Start: 09:38 Finish: 09:53

HSCC 70's Road Sports Championship

QUALIFYING - RACE 2 - STATISTICS

CLASS : I

3 Starters

Fastest Lap History

NO	NAME	LAP TIME	TIME OF DAY	LAP	VEHICLE
911	**Steve DEEKS**	**1:53.157**	09:43:29.163	2	Porsche 911 SC
911	**Steve DEEKS**	**1:50.715**	09:45:19.875	3	Porsche 911 SC
911	**Steve DEEKS**	**1:49.589**	09:47:09.466	4	Porsche 911 SC
911	**Steve DEEKS**	**1:47.896**	09:50:47.028	6	Porsche 911 SC

Weather / Track : Cloudy / Dry

Brands Hatch GP: 2.4332 miles
Date: 09/07/2022 Start: 09:38 Finish: 09:53

Sheet No:	Issue Time:

HSCC 70's Road Sports Championship

RACE 2 - GRID (25 minutes) - AMENDED

ROW 12			23	71	Howard SPOONER		
ROW 11	21	10	Nigel ASHLEY (2:02.290)	22	3	Pete CONNELL (2:02.681)	
ROW 10			19	49	Peter HORE	20	66 Ben BRAIN (2:01.439)
ROW 9	17	76	David ERWIN (2:00.313)	18	68	Jon WAGSTAFF (2:00.517)	
ROW 8			15	50	Chris HOLLAND (1:58.886)	16	4 Ken RORRISON (1:59.374)
ROW 7	13	27	Chris FISHER (1:56.131)	14	64	Morgan SPARROW (1:56.381)	
ROW 6			11	74	Tim CHILD (1:55.111)	12	55 Steve BELLERBY (1:55.212)
ROW 5	9	7	David TOMKINSON (1:51.576)	10	131	Mark BENNETT (1:53.875)	
ROW 4			7	30	John WILLIAMS (1:48.509)	8	20 Mark LEVERETT (1:49.290)
ROW 3	5	19	Will LEVERETT (1:48.189)	6	5	Antony ROSS (1:48.320)	
ROW 2			3	9	Julian BARTER (1:47.205)	4	911 Steve DEEKS (1:47.896)
ROW 1	1	18	Jeremy CLARK (1:47.103)	2	24	Charles BARTER (1:47.185)	

Pole

Car 71 allowed to start from the back of the grid.

Brands Hatch GP: 2.4332 miles

These results are provisional until the conclusion of any judicial and technical matters.

Clerk Of Course : Julian Floyd	Stewards :	Timekeeper : Nick Palmer

Sheet No:	Issue Time:

HSCC 70's Road Sports Championship

RACE 2 - GRID (25 minutes)

ROW 11	21	10	Nigel ASHLEY (2:02.290)	22	3	Pete CONNELL (2:02.681)	
ROW 10	19	49	Peter HORE (2:00.784)	20	66	Ben BRAIN (2:01.439)	
ROW 9	17	76	David ERWIN (2:00.313)	18	68	Jon WAGSTAFF (2:00.517)	
ROW 8	15	50	Chris HOLLAND (1:58.886)	16	4	Ken RORRISON (1:59.374)	
ROW 7	13	27	Chris FISHER (1:56.131)	14	64	Morgan SPARROW (1:56.381)	
ROW 6	11	74	Tim CHILD (1:55.111)	12	55	Steve BELLERBY (1:55.212)	
ROW 5	9	7	David TOMKINSON (1:51.576)	10	131	Mark BENNETT (1:53.875)	
ROW 4	7	30	John WILLIAMS (1:48.509)	8	20	Mark LEVERETT (1:49.290)	
ROW 3	5	19	Will LEVERETT (1:48.189)	6	5	Antony ROSS (1:48.320)	
ROW 2	3	9	Julian BARTER (1:47.205)	4	911	Steve DEEKS (1:47.896)	
ROW 1	1	18	Jeremy CLARK (1:47.103)	2	24	Charles BARTER (1:47.185)	

Pole

Brands Hatch GP: 2.4332 miles

These results are provisional until the conclusion of any judicial and technical matters.

Clerk Of Course : Julian Floyd	Stewards :	Timekeeper : Nick Palmer

Results can be found at www.tsl-timing.com

Printed - 09:55 Saturday, 09 July 2022

Sheet No:	Issue Time:

HSCC 70's Road Sports Championship

RACE 2 - CLASSIFICATION

POS	NO	CL	PIC	NAME	ENTRY	LAPS	TIME	GAP	DIFF	MPH	BEST	ON
1	**24**	B	1	Charles BARTER	Datsun 240Z	**14**	25:32.649			80.01	**1:48.110**	13
2	**18**	C	1	Jeremy CLARK	Lotus Elan S4	**14**	25:34.968	**2.319**	2.319	79.89	**1:47.159**	11
3	**30**	B	2	John WILLIAMS	Porsche 911 SC	**14**	25:37.268	**4.619**	2.300	79.77	**1:47.893**	14
4	**9**	B	3	Julian BARTER	TVR 3000M	**14**	25:41.795	**9.146**	4.527	79.54	**1:48.946**	13
5	**19**	C	2	Will LEVERETT	Lotus Elan S4	**14**	25:45.101	**12.452**	3.306	79.37	**1:47.718**	13
6	**20**	C	3	Mark LEVERETT	Lotus Elan S4	**14**	26:09.285	**36.636**	24.184	78.14	**1:50.211**	5
7	**131**	A	1	Mark BENNETT	MGB	**14**	26:37.098	**1:04.449**	27.813	76.78	**1:51.870**	7
8	**7**	E	1	David TOMKINSON	TVR Vixen S2	**14**	26:37.489	**1:04.840**	0.391	76.76	**1:52.502**	11
9	**911**	I	1	Steve DEEKS	Porsche 911 SC	**14**	26:56.110	**1:23.461**	18.621	75.88	**1:47.541**	13
10	**55**	B	4	Steve BELLERBY	TVR 3000M	**14**	27:04.170	**1:31.521**	8.060	75.50	**1:53.429**	14
11	**74**	D	1	Tim CHILD	Alfa Romeo 2000 GTV	**14**	27:05.262	**1:32.613**	1.092	75.45	**1:52.759**	12
12	**64**	I	2	Morgan SPARROW	Porsche 911	**14**	27:10.214	**1:37.565**	4.952	75.22	**1:53.597**	14
13	**27**	E	2	Chris FISHER	MG Arkley	**14**	27:11.820	**1:39.171**	1.606	75.15	**1:53.444**	11
14	**68**	D	2	Jon WAGSTAFF	Alfa Romeo GTV	**13**	26:09.829	**1 Lap**	1 Lap	72.54	**1:58.243**	12
15	**4**	D	3	Ken RORRISON	Alfa Romeo 2000 GTV	**13**	26:10.442	**1 Lap**	0.613	72.51	**1:58.117**	12
16	**50**	C	4	Chris HOLLAND	Lotus Elan S4	**13**	26:20.855	**1 Lap**	10.413	72.03	**1:56.979**	12
17	**76**	D	4	David ERWIN	Alfa Romeo 2000 GTV	**13**	26:24.151	**1 Lap**	3.296	71.88	**1:58.470**	10
18	**66**	I	3	Ben BRAIN	Alfa Romeo 1750 GTV	**13**	27:04.860	**1 Lap**	40.709	70.08	**1:57.384**	12
19	**3**	B	5	Pete CONNELL	TVR 3000M	**13**	27:18.332	**1 Lap**	13.472	69.50	**1:57.920**	13
					NOT CLASSIFIED							
DNF	**49**	D		Peter HORE	Porsche 924	**9**	18:26.782	**5 Laps**	4 Laps	71.23	**1:59.492**	9
DNF	**5**	B		Antony ROSS	TVR 3000M	**7**	12:59.238	**7 Laps**	2 Laps	78.69	**1:49.003**	6
DNF	**10**	C		Nigel ASHLEY	Lotus Europa	**7**	15:10.721	**7 Laps**	2:11.483	67.33	**2:07.441**	7
DNF	**71**	I		Howard SPOONER	BMW Alpina	**5**	9:27.801	**9 Laps**	2 Laps	77.13	**1:48.713**	5

FASTEST LAP

18	C	Jeremy CLARK	Lotus Elan S4	**11**	1:47.159	81.74 mph	131.55 kph
911	I	Steve DEEKS	Porsche 911 SC	**13**	1:47.541	81.45 mph	131.09 kph
30	B	John WILLIAMS	Porsche 911 SC	**14**	1:47.893	81.19 mph	130.66 kph
131	A	Mark BENNETT	MGB	**7**	1:51.870	78.30 mph	126.01 kph
7	E	David TOMKINSON	TVR Vixen S2	**11**	1:52.502	77.86 mph	125.30 kph
74	D	Tim CHILD	Alfa Romeo 2000 GTV	**12**	1:52.759	77.68 mph	125.02 kph

Race Distance: 14 Laps / 34.06 miles
Brands Hatch GP: 2.4332 miles
Date: 09/07/2022 Start: 14:31 Finish: 14:57

Weather / Track : Bright / Dry
These results are provisional until the conclusion of any judicial and technical matters.

Clerk Of Course : Julian Floyd	Stewards :	Timekeeper : Nick Palmer

Results can be found at www.tsl-timing.com

Printed - 15:04 Saturday, 09 July 2022

HSCC 70's Road Sports Championship

RACE 2 - LAP CHART

LAP 1		@ 14:33:44.116	LAP 2		@ 14:35:33.465	LAP 3		@ 14:37:22.506	LAP 4		@ 14:39:12.171	LAP 5		@ 14:41:01.452
NO	BEHIND	LAP TIME	NO	BEHIND	LAP TIME	NO	BEHIND	LAP TIME	NO	BEHIND	LAP TIME	NO	BEHIND	LAP TIME
24		1:55.164	**24**		1:49.349	**24**		1:49.041	**24**		1:49.665	**24**		1:49.281
9	0.572	1:55.736	**9**	0.708	1:49.485	**9**	0.970	1:49.303	**9**	0.899	1:49.594	**9**	0.787	1:49.169
18	0.759	1:55.923	**18**	1.958	1:50.548	**18**	2.165	1:49.248	**18**	3.092	1:50.592	**18**	3.061	1:49.250
30	1.909	1:57.073	**30**	2.955	1:50.395	**30**	3.737	1:49.823	**30**	3.963	1:49.891	**30**	3.750	1:49.068
20	3.854	1:59.018	**20**	5.539	1:51.034	**20**	7.777	1:51.279	**5**	7.909	1:49.378	**5**	8.115	1:49.487
911	4.679	1:59.843	**5**	6.458	1:50.558	**5**	8.196	1:50.779	**19**	8.773	1:49.569	**19**	8.474	1:48.982
5	5.249	2:00.413	**911**	6.753	1:51.423	**19**	8.869	1:50.675	**20**	9.724	1:51.612	**20**	10.654	1:50.211
19	5.423	2:00.587	**19**	7.235	1:51.161	**911**	9.470	1:51.758	**911**	10.050	1:50.245	**911**	10.841	1:50.072
7	7.410	2:02.574	**7**	11.795	1:53.734	**7**	16.639	1:53.885	**71**	15.869	1:48.873	**71**	15.301	1:48.713
55	10.826	2:05.990	**71**	14.658	1:51.392	**71**	16.661	1:51.044	**7**	21.565	1:54.591	**7**	25.890	1:53.606
74	11.765	2:06.929	**55**	18.894	1:57.417	**131**	23.111	1:52.958	**131**	25.673	1:52.227	**131**	28.390	1:51.998
71	12.615	2:07.779	**131**	19.194	1:55.516	**55**	26.260	1:56.407	**55**	31.897	1:55.302	**55**	38.993	1:56.377
27	12.770	2:07.934	**74**	20.078	1:57.662	**74**	27.112	1:56.075	**74**	32.592	1:55.145	**74**	39.961	1:56.650
131	13.027	2:08.191	**27**	20.590	1:57.169	**27**	27.625	1:56.076	**64**	33.000	1:54.789	**64**	40.399	1:56.680
64	14.929	2:10.093	**64**	22.435	1:56.855	**64**	27.876	1:54.482	**27**	33.153	1:55.193	**27**	40.592	1:56.720
4	16.121	2:11.285	**4**	27.540	2:00.768	**4**	39.108	2:00.609	**68**	50.030	2:00.320	**68**	1:00.958	2:00.209
68	16.474	2:11.638	**68**	28.234	2:01.109	**68**	39.375	2:00.182	**4**	51.053	2:01.610	**4**	1:01.670	1:59.898
49	18.091	2:13.255	**50**	31.957	2:02.473	**50**	45.467	2:02.551	**50**	57.120	2:01.318	**50**	1:09.451	2:01.612
50	18.833	2:13.997	**49**	33.877	2:05.135	**49**	46.812	2:01.976	**66**	58.837	2:00.864	**66**	1:10.773	2:01.217
76	19.806	2:14.970	**76**	34.333	2:03.876	**66**	47.638	2:02.079	**49**	59.617	2:02.470	**49**	1:11.485	2:01.149
66	20.061	2:15.225	**66**	34.600	2:03.888	**76**	48.322	2:03.030	**76**	1:00.139	2:01.482	**76**	1:12.038	2:01.180
10	22.764	2:17.928	**10**	42.159	2:08.744	**10**	1:02.721	2:09.603	**10**	1:22.072	2:09.016	**3**	1:39.149	2:05.490
3	22.986	2:18.150	**3**	42.447	2:08.810	**3**	1:03.218	2:09.812	**3**	1:22.940	2:09.387	**10**	1:41.857	2:09.066

Weather / Track : Bright / Dry

Brands Hatch GP: 2.4332 miles
Date: 09/07/2022 Start: 14:31 Finish: 14:57

HSCC 70's Road Sports Championship

RACE 2 - LAP CHART

LAP 6		@ 14:42:49.737
NO	BEHIND	LAP TIME
24		1:48.285
9	1.702	1:49.200
18	3.486	1:48.710
30	3.980	1:48.515
5	8.833	1:49.003
19	9.694	1:49.505
911	11.070	1:48.514
20	13.404	1:51.035
7	30.741	1:53.136
131	32.157	1:52.052
55	45.861	1:55.153
64	48.080	1:55.966
27	48.893	1:56.586
74	49.328	1:57.652
68	1:12.578	1:59.905
4	1:13.448	2:00.063
50	1:22.223	2:01.057
49	1:24.374	2:01.174
76	1:24.401	2:00.648

LAP 7		@ 14:44:40.487
NO	BEHIND	LAP TIME
24		1:50.750
9	2.295	1:51.343
30	4.604	1:51.374
18	4.661	1:51.925
3	1 Lap	2:06.209
5	7.703	1:49.620
19	7.921	1:48.977
911	8.538	1:48.218
10	1 Lap	2:08.923
20	13.424	1:50.770
66	1 Lap	2:49.726
7	32.841	1:52.850
131	33.277	1:51.870
55	50.201	1:55.090
64	53.359	1:56.029
27	54.133	1:55.990
74	58.066	1:59.488
68	1:22.433	2:00.605
4	1:23.226	2:00.528
50	1:32.265	2:00.792
49	1:35.459	2:01.835
76	1:36.000	2:02.349

LAP 8		@ 14:46:29.805
NO	BEHIND	LAP TIME
24		1:49.318
9	3.091	1:50.114
18	3.887	1:48.544
30	5.575	1:50.289
19	8.662	1:50.059
911	9.062	1:49.842
20	16.497	1:52.391
3	1 Lap	2:05.192
10	1 Lap	2:07.441
66	1 Lap	2:01.048
131	36.606	1:52.647
7	37.523	1:54.000
55	56.068	1:55.185
64	57.842	1:53.801
27	58.938	1:54.123
74	1:03.140	1:54.392
68	1:32.909	1:59.794
4	1:33.608	1:59.700
50	1:42.655	1:59.708
76	1:45.615	1:58.933
49	1:46.437	2:00.296

LAP 9		@ 14:48:18.372
NO	BEHIND	LAP TIME
24		1:48.567
18	3.335	1:48.015
9	3.515	1:48.991
30	5.851	1:48.843
19	9.302	1:49.207
911	9.543	1:49.048
20	18.615	1:50.685
3	1 Lap	2:02.332
131	41.507	1:53.468
7	42.270	1:53.314
66	1 Lap	2:00.182
55	1:03.060	1:55.559
64	1:04.021	1:54.746
74	1:08.849	1:54.276
27	1:10.282	1:59.911
68	1:43.550	1:59.208
4	1:44.301	1:59.260

LAP 10		@ 14:50:08.562
NO	BEHIND	LAP TIME
24		1:50.190
18	2.997	1:49.852
9	3.731	1:50.406
30	4.696	1:49.035
50	1 Lap	2:01.206
76	1 Lap	1:59.244
49	1 Lap	1:59.492
19	8.395	1:49.283
911	8.597	1:49.244
20	19.067	1:50.642
131	45.059	1:53.742
7	46.488	1:54.408
3	1 Lap	2:05.871
66	1 Lap	1:57.777
55	1:07.909	1:55.039
64	1:08.994	1:55.163
74	1:12.302	1:53.643
27	1:13.841	1:53.749

Weather / Track : Bright / Dry

Brands Hatch GP: 2.4332 miles
Date: 09/07/2022 Start: 14:31 Finish: 14:57

HSCC 70's Road Sports Championship

RACE 2 - LAP CHART

LAP 11 @ 14:51:57.100		
NO	BEHIND	LAP TIME
24		1:48.538
18	1.618	1:47.159
68	1 Lap	1:58.837
30	4.445	1:48.287
9	5.303	1:50.110
4	1 Lap	2:00.558
911	9.033	1:48.974
19	9.564	1:49.707
50	1 Lap	1:57.948
76	1 Lap	1:58.470
20	22.117	1:51.588
131	49.846	1:53.325
7	50.452	1:52.502
66	1 Lap	2:00.111
3	1 Lap	2:02.100
55	1:13.794	1:54.423
74	1:17.265	1:53.501
64	1:18.424	1:57.968
27	1:18.747	1:53.444

LAP 12 @ 14:53:45.368		
NO	BEHIND	LAP TIME
24		1:48.268
18	1.313	1:47.963
30	4.306	1:48.129
9	6.489	1:49.454
911	10.669	1:49.904
19	11.107	1:49.811
68	1 Lap	1:59.553
4	1 Lap	1:58.198
50	1 Lap	1:58.559
20	25.589	1:51.740
76	1 Lap	2:00.152
131	54.397	1:52.819
7	55.097	1:52.913
66	1 Lap	1:57.887
3	1 Lap	2:03.198
55	1:20.160	1:54.634
74	1:21.756	1:52.759
64	1:24.931	1:54.775
27	1:26.209	1:55.730

LAP 13 @ 14:55:33.478		
NO	BEHIND	LAP TIME
24		1:48.110
18	1.193	1:47.990
30	4.849	1:48.653
9	7.325	1:48.946
911	10.100	1:47.541
19	10.715	1:47.718
68	1 Lap	1:58.243
4	1 Lap	1:58.117
20	31.871	1:54.392
50	1 Lap	1:56.979
76	1 Lap	1:59.446
131	59.556	1:53.269
7	1:00.077	1:53.090
66	1 Lap	1:57.384
55	1:26.215	1:54.165
74	1:27.192	1:53.546
64	1:32.091	1:55.270
27	1:33.500	1:55.401
3	1 Lap	2:03.861

LAP 14 @ 14:57:21.601			
NO	BEHIND	LAP TIME	
24		1:48.123	
18	2.319	1:49.249	
30	4.619	1:47.893	
9	9.146	1:49.944	
19	12.452	1:49.860	
20	36.636	1:52.888	
68	1 Lap	2:00.226	
4	1 Lap	1:59.848	
50	1 Lap	2:02.655	
76	1 Lap	2:00.371	
131	1:04.449	1:53.016	
7	1:04.840	1:52.886	
911	1:23.461	3:01.484	**P**
55	1:31.521	1:53.429	
66	1 Lap	1:57.472	
74	1:32.613	1:53.544	
64	1:37.565	1:53.597	
27	1:39.171	1:53.794	
3	1 Lap	1:57.920	

Weather / Track : Bright / Dry

Brands Hatch GP: 2.4332 miles
Date: 09/07/2022 Start: 14:31 Finish: 14:57

HSCC 70's Road Sports Championship

RACE 2 - SECTOR ANALYSIS

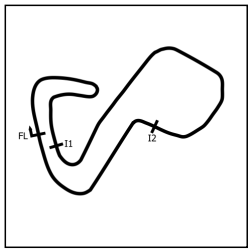

SECTOR 1 = FL to I1, SECTOR 2 = I1 to I2, SECTOR 3 = I2 to FL, DIFF = Difference To Personal Best Lap, P = Crossed Finish Line in Pit Lane, D = Time Disallowed

P1 24 B Charles BARTER — Datsun 240Z

IDEAL LAP TIME : 1:47.748 BEST LAP TIME : 1:48.110 DIFFERENCE : 0.362

LAP	SECTOR 1		SECTOR 2		SECTOR 3		LAP TIME		MPH	DIFF	TIME OF DAY
1 -		89.2	49.003	74.6	27.054	107.7	1:55.164		76.06	7.054	14:33:44.116
2 -	34.565	90.1	48.328	75.3	26.456	109.8	1:49.349		80.10	1.239	14:35:33.465
3 -	34.704	90.0	48.054	76.0	26.283	110.3	1:49.041		80.33	0.931	14:37:22.506
4 -	34.320	90.1	48.602	74.1	26.743	109.2	1:49.665		79.87	1.555	14:39:12.171
5 -	34.359	88.5	48.762	74.0	26.160	109.8	1:49.281		80.15	1.171	14:41:01.452
6 -	34.099	88.4	***47.855***	***80.3***	26.331	110.0	1:48.285		80.89	0.175	14:42:49.737
7 -	34.204	88.8	49.762	72.7	26.784	108.7	1:50.750		79.09	2.640	14:44:40.487
8 -	34.325	88.7	48.716	77.9	26.277	109.8	1:49.318		80.13	1.208	14:46:29.805
9 -	34.369	87.6	48.197	77.5	***26.001***	110.5	1:48.567		80.68	0.457	14:48:18.372
10 -	34.007	90.0	49.902	74.4	26.281	109.4	1:50.190		79.49	2.080	14:50:08.562
11 -	***33.892***	89.5	48.616	77.1	26.030	***111.1***	1:48.538		80.70	0.428	14:51:57.100
12 -	34.110	***90.3***	48.105	79.0	26.053	110.3	1:48.268	**(3)**	80.90	0.158	14:53:45.368
13 -	34.078	88.1	48.026	78.3	26.006	110.5	***1:48.110***	**(1)**	***81.02***		***14:55:33.478***
14 -	34.104	87.8	47.980	77.6	26.039	110.5	1:48.123	**(2)**	81.01	0.013	14:57:21.601

P2 18 C Jeremy CLARK — Lotus Elan S4

IDEAL LAP TIME : 1:47.103 BEST LAP TIME : 1:47.159 DIFFERENCE : 0.056

LAP	SECTOR 1		SECTOR 2		SECTOR 3		LAP TIME		MPH	DIFF	TIME OF DAY
1 -		90.0	48.916	75.1	26.978	112.4	1:55.923		75.56	8.764	14:33:44.875
2 -	35.070	87.2	49.261	***80.4***	26.217	113.5	1:50.548		79.24	3.389	14:35:35.423
3 -	34.068	87.0	49.132	77.8	26.048	113.9	1:49.248		80.18	2.089	14:37:24.671
4 -	35.265	89.4	49.315	76.0	26.012	113.7	1:50.592		79.20	3.433	14:39:15.263
5 -	34.170	89.4	49.280	78.0	25.800	113.1	1:49.250		80.18	2.091	14:41:04.513
6 -	33.977	89.7	48.797	79.6	25.936	112.9	1:48.710		80.57	1.551	14:42:53.223
7 -	34.017	91.8	49.081	74.1	28.827	108.5	1:51.925		78.26	4.766	14:44:45.148
8 -	33.931	92.5	48.691	79.7	25.922	113.7	1:48.544		80.70	1.385	14:46:33.692
9 -	33.681	90.6	48.383	75.0	25.951	113.5	1:48.015		81.09	0.856	14:48:21.707
10 -	33.703	93.0	49.550	77.5	26.599	113.7	1:49.852		79.74	2.693	14:50:11.559
11 -	33.606	91.4	***48.106***	79.3	***25.447***	***114.7***	***1:47.159***	**(1)**	***81.74***		***14:51:58.718***
12 -	***33.550***	***93.3***	48.233	79.1	26.180	110.0	1:47.963	**(2)**	81.13	0.804	14:53:46.681
13 -	33.728	91.1	48.368	80.3	25.894	114.1	1:47.990	**(3)**	81.11	0.831	14:55:34.671
14 -	34.390	91.0	48.578	78.8	26.281	94.1	1:49.249		80.18	2.090	14:57:23.920

P3 30 B John WILLIAMS — Porsche 911 SC

IDEAL LAP TIME : 1:47.721 BEST LAP TIME : 1:47.893 DIFFERENCE : 0.172

LAP	SECTOR 1		SECTOR 2		SECTOR 3		LAP TIME		MPH	DIFF	TIME OF DAY
1 -		88.7	49.338	78.9	27.029	109.8	1:57.073		74.82	9.180	14:33:46.025
2 -	34.562	88.1	49.534	75.5	26.299	***112.0***	1:50.395		79.34	2.502	14:35:36.420
3 -	34.425	88.4	48.988	77.6	26.410	111.8	1:49.823		79.76	1.930	14:37:26.243
4 -	34.535	88.7	48.906	77.5	26.450	111.6	1:49.891		79.71	1.998	14:39:16.134
5 -	34.385	89.4	48.630	78.0	26.053	111.6	1:49.068		80.31	1.175	14:41:05.202
6 -	***33.879***	89.9	48.647	***81.5***	25.989	111.8	1:48.515		80.72	0.622	14:42:53.717
7 -	34.109	89.8	49.009	76.1	28.256	85.5	1:51.374		78.65	3.481	14:44:45.091
8 -	35.108	89.4	48.361	81.0	26.820	110.1	1:50.289		79.42	2.396	14:46:35.380
9 -	34.112	89.4	48.416	78.0	26.315	110.3	1:48.843		80.48	0.950	14:48:24.223
10 -	33.882	89.2	48.346	77.8	26.807	***112.0***	1:49.035		80.33	1.142	14:50:13.258
11 -	34.025	89.3	48.223	78.4	26.039	***112.0***	1:48.287	**(3)**	80.89	0.394	14:52:01.545
12 -	33.892	***90.3***	48.341	78.1	25.896	111.8	1:48.129	**(2)**	81.01	0.236	14:53:49.674
13 -	34.182	89.4	48.491	79.2	25.980	***112.0***	1:48.653		80.62	0.760	14:55:38.327
14 -	34.051	***90.3***	***48.015***	77.1	***25.827***	111.8	***1:47.893***	**(1)**	***81.19***		***14:57:26.220***

Weather / Track : Bright / Dry

Brands Hatch GP: 2.4332 miles
Date: 09/07/2022 Start: 14:31 Finish: 14:57

HSCC 70's Road Sports Championship

RACE 2 - SECTOR ANALYSIS

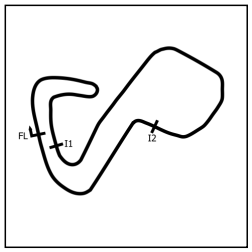

SECTOR 1 = FL to I1, SECTOR 2 = I1 to I2, SECTOR 3 = I2 to FL, DIFF = Difference To Personal Best Lap, P = Crossed Finish Line in Pit Lane, D = Time Disallowed

P4 9 B Julian BARTER TVR 3000M

IDEAL LAP TIME : 1:48.503 BEST LAP TIME : 1:48.946 DIFFERENCE : 0.443

LAP	SECTOR 1		SECTOR 2		SECTOR 3		LAP TIME		MPH	DIFF	TIME OF DAY
1 -		***90.4***	48.662	68.3	27.296	110.9	1:55.736		75.68	6.790	14:33:44.688
2 -	34.450	86.5	48.653	74.9	26.382	112.4	1:49.485		80.00	0.539	14:35:34.173
3 -	34.502	85.5	***48.464***	72.9	26.337	112.9	1:49.303		80.14	0.357	14:37:23.476
4 -	34.423	87.8	48.825	***75.9***	26.346	112.9	1:49.594		79.92	0.648	14:39:13.070
5 -	34.048	89.5	48.865	71.7	26.256	112.9	1:49.169	**(3)**	80.24	0.223	14:41:02.239
6 -	34.165	85.4	48.620	74.1	26.415	112.2	1:49.200		80.21	0.254	14:42:51.439
7 -	34.390	87.0	49.341	66.9	27.612	110.5	1:51.343		78.67	2.397	14:44:42.782
8 -	34.239	86.9	49.432	72.2	26.443	112.4	1:50.114		79.55	1.168	14:46:32.896
9 -	***34.001***	88.6	48.571	73.0	26.419	112.4	1:48.991	**(2)**	80.37	0.045	14:48:21.887
10 -	34.106	85.9	49.243	72.7	27.057	***113.7***	1:50.406		79.34	1.460	14:50:12.293
11 -	34.357	85.7	49.273	70.1	26.480	111.8	1:50.110		79.55	1.164	14:52:02.403
12 -	34.235	87.4	49.076	69.1	26.143	112.5	1:49.454		80.03	0.508	14:53:51.857
13 -	34.105	86.4	48.803	73.8	***26.038***	112.5	***1:48.946***	**(1)**	***80.40***		***14:55:40.803***
14 -	34.432	85.2	49.091	69.9	26.421	108.0	1:49.944		79.67	0.998	14:57:30.747

P5 19 C Will LEVERETT Lotus Elan S4

IDEAL LAP TIME : 1:47.718 BEST LAP TIME : 1:47.718 DIFFERENCE : 0.000

LAP	SECTOR 1		SECTOR 2		SECTOR 3		LAP TIME		MPH	DIFF	TIME OF DAY
1 -		87.4	50.043	77.3	27.854	108.4	2:00.587		72.64	12.869	14:33:49.539
2 -	35.036	86.0	49.648	74.9	26.477	114.5	1:51.161		78.80	3.443	14:35:40.700
3 -	35.046	85.5	49.004	72.8	26.625	113.5	1:50.675		79.14	2.957	14:37:31.375
4 -	34.398	86.7	48.890	78.3	26.281	114.3	1:49.569		79.94	1.851	14:39:20.944
5 -	34.152	87.1	48.642	76.0	26.188	113.5	1:48.982	**(3)**	80.37	1.264	14:41:09.926
6 -	34.876	87.4	48.537	75.4	26.092	112.9	1:49.505		79.99	1.787	14:42:59.431
7 -	34.479	87.7	48.212	76.5	26.286	111.6	1:48.977	**(2)**	80.38	1.259	14:44:48.408
8 -	34.868	***88.8***	49.103	78.7	26.088	112.9	1:50.059		79.59	2.341	14:46:38.467
9 -	34.439	86.8	48.555	78.4	26.213	113.3	1:49.207		80.21	1.489	14:48:27.674
10 -	34.595	87.2	48.671	77.2	26.017	114.3	1:49.283		80.15	1.565	14:50:16.957
11 -	34.708	86.5	49.105	78.3	25.894	***115.3***	1:49.707		79.84	1.989	14:52:06.664
12 -	34.344	81.8	49.627	***79.9***	25.840	114.7	1:49.811		79.77	2.093	14:53:56.475
13 -	***33.985***	87.9	***48.077***	76.6	***25.656***	114.5	***1:47.718***	**(1)**	***81.32***		***14:55:44.193***
14 -	35.509	87.2	48.150	77.0	26.201	108.5	1:49.860		79.73	2.142	14:57:34.053

P6 20 C Mark LEVERETT Lotus Elan S4

IDEAL LAP TIME : 1:49.844 BEST LAP TIME : 1:50.211 DIFFERENCE : 0.367

LAP	SECTOR 1		SECTOR 2		SECTOR 3		LAP TIME		MPH	DIFF	TIME OF DAY
1 -		86.0	50.015	76.9	27.556	109.4	1:59.018		73.60	8.807	14:33:47.970
2 -	34.859	87.7	49.323	74.8	26.852	110.5	1:51.034		78.89	0.823	14:35:39.004
3 -	34.798	88.5	49.994	76.9	26.487	111.4	1:51.279		78.71	1.068	14:37:30.283
4 -	***34.397***	88.4	50.692	77.5	26.523	***112.9***	1:51.612		78.48	1.401	14:39:21.895
5 -	34.541	86.3	49.298	78.3	26.372	111.8	***1:50.211***	**(1)**	***79.48***		***14:41:12.106***
6 -	35.037	89.3	49.279	78.1	26.719	108.7	1:51.035		78.89	0.824	14:43:03.141
7 -	34.502	89.1	49.461	76.2	26.807	110.3	1:50.770		79.08	0.559	14:44:53.911
8 -	34.888	86.0	51.106	77.4	26.397	111.4	1:52.391		77.94	2.180	14:46:46.302
9 -	34.823	86.0	49.667	76.1	***26.195***	111.6	1:50.685	**(3)**	79.14	0.474	14:48:36.987
10 -	34.909	87.7	49.415	75.0	26.318	111.6	1:50.642	**(2)**	79.17	0.431	14:50:27.629
11 -	34.980	87.9	50.342	***78.7***	26.266	112.0	1:51.588		78.50	1.377	14:52:19.217
12 -	34.738	***89.8***	49.993	76.6	27.009	112.5	1:51.740		78.39	1.529	14:54:10.957
13 -	35.093	87.6	52.339	65.7	26.960	110.5	1:54.392		76.57	4.181	14:56:05.349
14 -	36.012	88.8	***49.252***	72.2	27.624	102.9	1:52.888		77.59	2.677	14:57:58.237

HSCC 70's Road Sports Championship

RACE 2 - SECTOR ANALYSIS

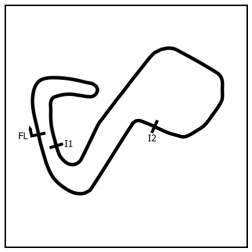

SECTOR 1 = FL to I1, SECTOR 2 = I1 to I2, SECTOR 3 = I2 to FL, DIFF = Difference To Personal Best Lap, P = Crossed Finish Line in Pit Lane, D = Time Disallowed

P7 131 A Mark BENNETT MGB

IDEAL LAP TIME : 1:51.421 BEST LAP TIME : 1:51.870 DIFFERENCE : 0.449

LAP	SECTOR 1		SECTOR 2		SECTOR 3		LAP TIME		MPH	DIFF	TIME OF DAY
1 -		74.9	52.975	70.0	29.510	97.6	2:08.191		68.33	16.321	14:33:57.143
2 -	36.725	82.1	51.347	74.1	27.444	***109.8***	1:55.516		75.83	3.646	14:35:52.659
3 -	35.559	82.5	50.520	73.3	26.879	108.7	1:52.958		77.54	1.088	14:37:45.617
4 -	34.889	84.9	50.719	75.8	***26.619***	109.1	1:52.227		78.05	0.357	14:39:37.844
5 -	34.870	83.8	***50.204***	75.8	26.924	108.0	1:51.998	**(2)**	78.21	0.128	14:41:29.842
6 -	34.761	***85.9***	50.541	72.6	26.750	107.8	1:52.052	**(3)**	78.17	0.182	14:43:21.894
7 -	***34.598***	85.2	50.521	***76.8***	26.751	109.4	***1:51.870***	**(1)**	***78.30***		***14:45:13.764***
8 -	34.749	84.6	50.812	74.3	27.086	107.7	1:52.647		77.76	0.777	14:47:06.411
9 -	35.320	80.6	50.998	75.3	27.150	108.0	1:53.468		77.20	1.598	14:48:59.879
10 -	34.919	84.7	51.475	72.4	27.348	108.4	1:53.742		77.01	1.872	14:50:53.621
11 -	35.193	84.3	51.166	72.3	26.966	106.8	1:53.325		77.29	1.455	14:52:46.946
12 -	35.132	85.8	50.575	73.9	27.112	108.5	1:52.819		77.64	0.949	14:54:39.765
13 -	35.469	83.9	50.941	71.6	26.859	107.2	1:53.269		77.33	1.399	14:56:33.034
14 -	35.254	82.8	50.722	73.8	27.040	107.7	1:53.016		77.50	1.146	14:58:26.050

P8 7 E David TOMKINSON TVR Vixen S2

IDEAL LAP TIME : 1:52.026 BEST LAP TIME : 1:52.502 DIFFERENCE : 0.476

LAP	SECTOR 1		SECTOR 2		SECTOR 3		LAP TIME		MPH	DIFF	TIME OF DAY
1 -		84.4	51.244	***78.4***	27.955	100.9	2:02.574		71.46	10.072	14:33:51.526
2 -	34.980	83.3	51.159	76.3	27.595	102.4	1:53.734		77.02	1.232	14:35:45.260
3 -	34.985	83.2	51.268	74.8	27.632	103.0	1:53.885		76.91	1.383	14:37:39.145
4 -	35.650	84.3	51.179	76.2	27.762	102.4	1:54.591		76.44	2.089	14:39:33.736
5 -	34.766	83.9	51.222	76.0	27.618	100.7	1:53.606		77.10	1.104	14:41:27.342
6 -	34.665	82.9	50.924	76.6	27.547	100.4	1:53.136		77.42	0.634	14:43:20.478
7 -	34.903	84.0	***50.518***	78.1	27.429	101.8	1:52.850	**(2)**	77.62	0.348	14:45:13.328
8 -	34.613	84.2	51.962	74.8	27.425	102.7	1:54.000		76.84	1.498	14:47:07.328
9 -	35.067	83.5	51.004	77.4	27.243	102.4	1:53.314		77.30	0.812	14:49:00.642
10 -	34.953	85.0	52.246	78.0	27.209	103.5	1:54.408		76.56	1.906	14:50:55.050
11 -	34.667	84.8	50.713	75.2	27.122	103.4	***1:52.502***	**(1)**	***77.86***		***14:52:47.552***
12 -	35.027	***85.2***	50.621	76.9	27.265	102.2	1:52.913		77.58	0.411	14:54:40.465
13 -	35.110	84.4	50.950	72.3	27.030	103.7	1:53.090		77.45	0.588	14:56:33.555
14 -	***34.481***	84.2	51.378	75.0	***27.027***	***104.2***	1:52.886	**(3)**	77.59	0.384	14:58:26.441

P9 911 I Steve DEEKS Porsche 911 SC

IDEAL LAP TIME : 1:47.514 BEST LAP TIME : 1:47.541 DIFFERENCE : 0.027

LAP	SECTOR 1		SECTOR 2		SECTOR 3		LAP TIME		MPH	DIFF	TIME OF DAY
1 -	OUTLAP	85.5	50.071	75.4	27.702	107.0	1:59.843		73.09	12.302	14:33:48.795
2 -	34.884	84.4	50.020	77.1	26.519	111.1	1:51.423		78.61	3.882	14:35:40.218
3 -	34.994	85.7	49.921	72.7	26.843	110.5	1:51.758		78.38	4.217	14:37:31.976
4 -	34.473	86.3	49.410	76.2	26.362	111.4	1:50.245		79.45	2.704	14:39:22.221
5 -	34.767	85.8	49.270	77.3	26.035	114.5	1:50.072		79.58	2.531	14:41:12.293
6 -	33.726	87.6	48.661	78.6	26.127	110.7	1:48.514	**(3)**	80.72	0.973	14:43:00.807
7 -	33.731	88.3	48.448	77.4	26.039	111.6	1:48.218	**(2)**	80.94	0.677	14:44:49.025
8 -	35.054	88.1	48.887	79.1	25.901	111.8	1:49.842		79.74	2.301	14:46:38.867
9 -	34.550	86.8	48.770	77.8	***25.728***	***115.5***	1:49.048		80.33	1.507	14:48:27.915
10 -	34.056	88.3	49.332	76.3	25.856	113.7	1:49.244		80.18	1.703	14:50:17.159
11 -	34.396	***89.3***	48.469	77.8	26.109	112.4	1:48.974		80.38	1.433	14:52:06.133
12 -	34.141	83.6	49.799	77.5	25.964	112.4	1:49.904		79.70	2.363	14:53:56.037
13 -	***33.621***	88.0	***48.165***	***80.8***	25.755	112.4	***1:47.541***	**(1)**	***81.45***		***14:55:43.578***
14 -	1:01.858	86.2	54.519	61.6	IN PIT		3:01.484	**P**	48.26	1:13.943	14:58:45.062

Weather / Track : Bright / Dry

Brands Hatch GP: 2.4332 miles
Date: 09/07/2022 Start: 14:31 Finish: 14:57

HSCC 70's Road Sports Championship

RACE 2 - SECTOR ANALYSIS

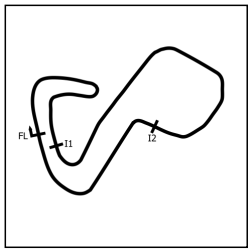

SECTOR 1 = FL to I1, SECTOR 2 = I1 to I2, SECTOR 3 = I2 to FL, DIFF = Difference To Personal Best Lap, P = Crossed Finish Line in Pit Lane, D = Time Disallowed

P10 55 B Steve BELLERBY — TVR 3000M

IDEAL LAP TIME : 1:53.429 BEST LAP TIME : 1:53.429 DIFFERENCE : 0.000

LAP	SECTOR 1		SECTOR 2		SECTOR 3		LAP TIME		MPH	DIFF	TIME OF DAY
1 -		80.7	52.454	69.8	29.048	108.7	2:05.990		69.52	12.561	14:33:54.942
2 -	36.982	82.2	52.537	74.0	27.898	108.9	1:57.417		74.60	3.988	14:35:52.359
3 -	37.257	80.6	51.596	74.7	27.554	111.2	1:56.407		75.25	2.978	14:37:48.766
4 -	36.217	81.3	51.516	74.2	27.569	110.0	1:55.302		75.97	1.873	14:39:44.068
5 -	37.587	78.0	51.147	72.2	27.643	109.1	1:56.377		75.27	2.948	14:41:40.445
6 -	36.256	82.7	51.736	69.4	27.161	110.5	1:55.153		76.07	1.724	14:43:35.598
7 -	35.978	82.9	51.463	73.9	27.649	108.9	1:55.090		76.11	1.661	14:45:30.688
8 -	36.253	79.9	51.934	74.4	26.998	107.7	1:55.185		76.05	1.756	14:47:25.873
9 -	36.804	79.5	51.578	73.0	27.177	108.5	1:55.559		75.80	2.130	14:49:21.432
10 -	36.770	80.8	50.907	***75.6***	27.362	***111.8***	1:55.039		76.14	1.610	14:51:16.471
11 -	35.870	79.0	51.335	74.2	27.218	110.7	1:54.423	**(3)**	76.55	0.994	14:53:10.894
12 -	36.361	81.7	50.646	73.7	27.627	110.0	1:54.634		76.41	1.205	14:55:05.528
13 -	35.845	81.9	51.145	75.1	27.175	110.9	1:54.165	**(2)**	76.72	0.736	14:56:59.693
14 -	***35.837***	***84.4***	***50.633***	72.1	***26.959***	***111.8***	***1:53.429***	**(1)**	***77.22***		***14:58:53.122***

P11 74 D Tim CHILD — Alfa Romeo 2000 GTV

IDEAL LAP TIME : 1:52.555 BEST LAP TIME : 1:52.759 DIFFERENCE : 0.204

LAP	SECTOR 1		SECTOR 2		SECTOR 3		LAP TIME		MPH	DIFF	TIME OF DAY
1 -		80.4	52.312	70.7	29.731	100.1	2:06.929		69.01	14.170	14:33:55.881
2 -	36.472	79.4	52.502	71.3	28.688	102.6	1:57.662		74.44	4.903	14:35:53.543
3 -	36.439	81.7	51.555	72.7	28.081	103.2	1:56.075		75.46	3.316	14:37:49.618
4 -	35.917	80.8	51.350	72.7	27.878	102.2	1:55.145		76.07	2.386	14:39:44.763
5 -	36.489	80.1	51.834	69.9	28.327	101.9	1:56.650		75.09	3.891	14:41:41.413
6 -	35.479	83.1	53.471	67.9	28.702	101.0	1:57.652		74.45	4.893	14:43:39.065
7 -	35.956	81.3	55.699	72.0	27.833	102.1	1:59.488		73.31	6.729	14:45:38.553
8 -	35.372	83.5	51.403	74.8	27.617	101.3	1:54.392		76.57	1.633	14:47:32.945
9 -	35.820	83.3	50.866	77.1	27.590	101.8	1:54.276		76.65	1.517	14:49:27.221
10 -	35.127	83.7	50.918	***77.4***	27.598	102.6	1:53.643		77.08	0.884	14:51:20.864
11 -	***35.093***	83.8	50.647	73.2	27.761	101.5	1:53.501	**(2)**	77.17	0.742	14:53:14.365
12 -	35.196	83.6	***50.180***	76.0	27.383	103.2	***1:52.759***	**(1)**	***77.68***		***14:55:07.124***
13 -	35.622	81.1	50.642	73.3	***27.282***	103.4	1:53.546		77.14	0.787	14:57:00.670
14 -	35.181	***84.2***	50.754	72.1	27.609	***103.8***	1:53.544	**(3)**	77.14	0.785	14:58:54.214

P12 64 I Morgan SPARROW — Porsche 911

IDEAL LAP TIME : 1:53.251 BEST LAP TIME : 1:53.597 DIFFERENCE : 0.346

LAP	SECTOR 1		SECTOR 2		SECTOR 3		LAP TIME		MPH	DIFF	TIME OF DAY
1 -		78.6	53.643	68.1	29.182	105.6	2:10.093		67.33	16.496	14:33:59.045
2 -	36.830	82.6	52.158	69.7	27.867	108.9	1:56.855		74.96	3.258	14:35:55.900
3 -	36.168	83.3	51.077	71.5	27.237	***110.9***	1:54.482	**(3)**	76.51	0.885	14:37:50.382
4 -	36.019	83.4	51.653	72.7	27.117	110.5	1:54.789		76.31	1.192	14:39:45.171
5 -	36.770	77.0	52.576	71.7	27.334	109.4	1:56.680		75.07	3.083	14:41:41.851
6 -	36.139	80.2	51.851	70.8	27.976	105.0	1:55.966		75.53	2.369	14:43:37.817
7 -	36.875	79.2	51.281	72.7	27.873	106.8	1:56.029		75.49	2.432	14:45:33.846
8 -	35.523	82.7	***50.823***	71.5	27.455	108.7	1:53.801	**(2)**	76.97	0.204	14:47:27.647
9 -	35.935	85.7	51.400	71.5	27.411	109.8	1:54.746		76.34	1.149	14:49:22.393
10 -	36.271	80.2	51.399	71.2	27.493	110.0	1:55.163		76.06	1.566	14:51:17.556
11 -	36.687	75.7	52.338	67.7	28.943	102.7	1:57.968		74.25	4.371	14:53:15.524
12 -	36.296	80.4	51.461	71.3	***27.018***	108.5	1:54.775		76.32	1.178	14:55:10.299
13 -	***35.410***	85.7	52.597	70.4	27.263	109.4	1:55.270		75.99	1.673	14:57:05.569
14 -	35.665	***87.9***	50.884	***73.5***	27.048	107.7	***1:53.597***	**(1)**	***77.11***		***14:58:59.166***

HSCC 70's Road Sports Championship

RACE 2 - SECTOR ANALYSIS

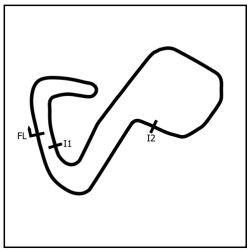

SECTOR 1 = FL to I1, SECTOR 2 = I1 to I2, SECTOR 3 = I2 to FL, DIFF = Difference To Personal Best Lap, P = Crossed Finish Line in Pit Lane, D = Time Disallowed

P13 27 E Chris FISHER MG Arkley

IDEAL LAP TIME : 1:53.331 BEST LAP TIME : 1:53.444 DIFFERENCE : 0.113

LAP	SECTOR 1		SECTOR 2		SECTOR 3		LAP TIME	MPH	DIFF	TIME OF DAY
1 -		76.6	52.773	73.8	29.722	94.1	2:07.934	68.47	14.490	14:33:56.886
2 -	35.976	77.7	52.718	73.1	28.475	96.6	1:57.169	74.76	3.725	14:35:54.055
3 -	35.920	77.8	51.855	71.6	28.301	97.3	1:56.076	75.46	2.632	14:37:50.131
4 -	35.263	78.8	51.839	73.2	28.091	96.8	1:55.193	76.04	1.749	14:39:45.324
5 -	35.755	78.1	52.240	67.3	28.725	95.3	1:56.720	75.05	3.276	14:41:42.044
6 -	35.598	78.2	52.455	70.2	28.533	94.9	1:56.586	75.13	3.142	14:43:38.630
7 -	35.920	78.4	51.968	72.8	28.102	95.8	1:55.990	75.52	2.546	14:45:34.620
8 -	35.238	79.3	51.043	75.3	27.842	95.7	1:54.123	76.75	0.679	14:47:28.743
9 -	41.338	***79.6***	***50.669***	74.6	27.904	95.7	1:59.911	73.05	6.467	14:49:28.654
10 -	35.075	78.8	50.758	73.5	27.916	96.4	1:53.749 **(2)**	77.01	0.305	14:51:22.403
11 -	***34.911***	79.0	50.782	***75.9***	***27.751***	***97.5***	***1:53.444*** **(1)**	***77.21***		***14:53:15.847***
12 -	35.006	78.8	52.908	70.2	27.816	96.4	1:55.730	75.69	2.286	14:55:11.577
13 -	35.005	79.3	51.943	67.9	28.453	96.4	1:55.401	75.90	1.957	14:57:06.978
14 -	34.999	78.9	51.013	74.4	27.782	96.1	1:53.794 **(3)**	76.97	0.350	14:59:00.772

P14 68 D Jon WAGSTAFF Alfa Romeo GTV

IDEAL LAP TIME : 1:58.243 BEST LAP TIME : 1:58.243 DIFFERENCE : 0.000

LAP	SECTOR 1		SECTOR 2		SECTOR 3		LAP TIME	MPH	DIFF	TIME OF DAY
1 -		75.4	54.911	69.7	29.323	100.4	2:11.638	66.54	13.395	14:34:00.590
2 -	37.828	77.4	54.281	70.0	29.000	101.5	2:01.109	72.33	2.866	14:36:01.699
3 -	37.063	81.5	54.081	67.7	29.038	100.3	2:00.182	72.88	1.939	14:38:01.881
4 -	37.410	80.8	54.145	68.8	28.765	99.5	2:00.320	72.80	2.077	14:40:02.201
5 -	37.291	77.0	54.056	70.0	28.862	98.1	2:00.209	72.87	1.966	14:42:02.410
6 -	37.316	79.8	53.732	73.2	28.857	98.3	1:59.905	73.05	1.662	14:44:02.315
7 -	37.353	78.4	54.147	67.8	29.105	98.9	2:00.605	72.63	2.362	14:46:02.920
8 -	37.195	80.1	53.959	70.2	28.640	99.7	1:59.794	73.12	1.551	14:48:02.714
9 -	36.617	***81.6***	53.963	71.6	28.628	100.0	1:59.208 **(3)**	73.48	0.965	14:50:01.922
10 -	36.650	80.4	53.929	68.8	28.258	***102.1***	1:58.837 **(2)**	73.71	0.594	14:52:00.759
11 -	37.205	80.6	54.144	71.6	28.204	101.2	1:59.553	73.27	1.310	14:54:00.312
12 -	***36.565***	79.2	***53.500***	***73.8***	***28.178***	100.3	***1:58.243*** **(1)**	***74.08***		***14:55:58.555***
13 -	37.460	79.7	53.819	69.9	28.947	95.3	2:00.226	72.86	1.983	14:57:58.781

P15 4 D Ken RORRISON Alfa Romeo 2000 GTV

IDEAL LAP TIME : 1:57.835 BEST LAP TIME : 1:58.117 DIFFERENCE : 0.282

LAP	SECTOR 1		SECTOR 2		SECTOR 3		LAP TIME	MPH	DIFF	TIME OF DAY
1 -		77.2	54.956	68.3	30.088	97.9	2:11.285	66.72	13.168	14:34:00.237
2 -	37.710	78.8	53.917	68.5	29.141	97.1	2:00.768	72.53	2.651	14:36:01.005
3 -	37.091	79.7	54.164	66.9	29.354	97.8	2:00.609	72.63	2.492	14:38:01.614
4 -	38.032	78.9	54.623	69.6	28.955	98.5	2:01.610	72.03	3.493	14:40:03.224
5 -	36.736	79.9	54.222	68.9	28.940	96.4	1:59.898	73.06	1.781	14:42:03.122
6 -	37.410	78.5	53.613	69.3	29.040	96.6	2:00.063	72.96	1.946	14:44:03.185
7 -	37.294	79.4	54.088	66.3	29.146	97.6	2:00.528	72.67	2.411	14:46:03.713
8 -	37.015	80.2	53.770	69.1	28.915	96.9	1:59.700	73.18	1.583	14:48:03.413
9 -	36.812	***80.8***	53.502	***71.1***	28.946	99.1	1:59.260 **(3)**	73.45	1.143	14:50:02.673
10 -	36.727	79.5	54.042	68.2	29.789	***99.5***	2:00.558	72.66	2.441	14:52:03.231
11 -	***36.431***	80.6	53.208	69.3	28.559	98.2	1:58.198 **(2)**	74.11	0.081	14:54:01.429
12 -	36.713	78.3	***53.181***	70.1	***28.223***	***99.5***	***1:58.117*** **(1)**	***74.16***		***14:55:59.546***
13 -	37.321	80.5	53.263	66.7	29.264	96.4	1:59.848	73.09	1.731	14:57:59.394

Weather / Track : Bright / Dry

Brands Hatch GP: 2.4332 miles
Date: 09/07/2022 Start: 14:31 Finish: 14:57

HSCC 70's Road Sports Championship

RACE 2 - SECTOR ANALYSIS

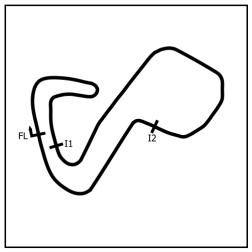

SECTOR 1 = FL to I1, SECTOR 2 = I1 to I2, SECTOR 3 = I2 to FL, DIFF = Difference To Personal Best Lap, P = Crossed Finish Line in Pit Lane, D = Time Disallowed

P16 50 C Chris HOLLAND Lotus Elan S4

IDEAL LAP TIME : 1:56.753 BEST LAP TIME : 1:56.979 DIFFERENCE : 0.226

LAP	SECTOR 1		SECTOR 2		SECTOR 3		LAP TIME	MPH	DIFF	TIME OF DAY
1 -		75.1	55.235	66.1	29.970	104.2	2:13.997	65.37	17.018	14:34:02.949
2 -	37.797	81.2	55.428	65.7	29.248	105.0	2:02.473	71.52	5.494	14:36:05.422
3 -	37.888	77.3	55.291	60.4	29.372	105.5	2:02.551	71.47	5.572	14:38:07.973
4 -	37.539	78.8	55.301	63.0	28.478	105.3	2:01.318	72.20	4.339	14:40:09.291
5 -	36.910	82.1	54.361	64.2	30.341	103.7	2:01.612	72.03	4.633	14:42:10.903
6 -	37.410	82.3	55.192	63.1	28.455	104.8	2:01.057	72.36	4.078	14:44:11.960
7 -	37.395	80.4	54.724	62.8	28.673	103.7	2:00.792	72.52	3.813	14:46:12.752
8 -	37.110	78.2	54.328	63.9	28.270	104.6	1:59.708	73.17	2.729	14:48:12.460
9 -	37.338	81.6	54.637	66.2	29.231	***107.5***	2:01.206	72.27	4.227	14:50:13.666
10 -	***36.514***	81.5	53.399	***67.1***	28.035	105.6	1:57.948 **(2)**	74.26	0.969	14:52:11.614
11 -	36.646	79.4	53.839	64.7	28.074	104.5	1:58.559 **(3)**	73.88	1.580	14:54:10.173
12 -	36.740	***83.4***	***52.632***	63.9	***27.607***	103.7	***1:56.979*** **(1)**	***74.88***		***14:56:07.152***
13 -	38.536	73.5	55.296	59.7	28.823	103.4	2:02.655	71.41	5.676	14:58:09.807

P17 76 D David ERWIN Alfa Romeo 2000 GTV

IDEAL LAP TIME : 1:57.933 BEST LAP TIME : 1:58.470 DIFFERENCE : 0.537

LAP	SECTOR 1		SECTOR 2		SECTOR 3		LAP TIME	MPH	DIFF	TIME OF DAY
1 -		74.3	54.880	64.5	30.581	95.8	2:14.970	64.90	16.500	14:34:03.922
2 -	37.508	77.0	56.144	65.4	30.224	97.6	2:03.876	70.71	5.406	14:36:07.798
3 -	37.738	75.0	54.895	66.5	30.397	95.5	2:03.030	71.20	4.560	14:38:10.828
4 -	37.164	77.6	54.278	68.1	30.040	96.1	2:01.482	72.10	3.012	14:40:12.310
5 -	37.229	77.8	54.875	67.3	29.076	96.0	2:01.180	72.28	2.710	14:42:13.490
6 -	36.558	78.7	54.903	68.7	29.187	96.1	2:00.648	72.60	2.178	14:44:14.138
7 -	37.389	74.0	55.948	***72.0***	29.012	96.2	2:02.349	71.59	3.879	14:46:16.487
8 -	37.072	78.4	53.596	68.6	***28.265***	96.5	1:58.933 **(2)**	73.65	0.463	14:48:15.420
9 -	36.432	***79.6***	***53.253***	63.3	29.559	***97.9***	1:59.244 **(3)**	73.46	0.774	14:50:14.664
10 -	***36.415***	79.3	53.549	68.6	28.506	97.2	***1:58.470*** **(1)**	***73.94***		***14:52:13.134***
11 -	36.785	78.6	53.965	66.9	29.402	96.2	2:00.152	72.90	1.682	14:54:13.286
12 -	37.076	78.0	53.561	69.1	28.809	96.0	1:59.446	73.33	0.976	14:56:12.732
13 -	36.980	78.7	53.860	69.4	29.531	92.8	2:00.371	72.77	1.901	14:58:13.103

P18 66 I Ben BRAIN Alfa Romeo 1750 GTV

IDEAL LAP TIME : 1:56.878 BEST LAP TIME : 1:57.384 DIFFERENCE : 0.506

LAP	SECTOR 1		SECTOR 2		SECTOR 3	LAP TIME	MPH	DIFF	TIME OF DAY
1 -		76.5	54.599	70.7	30.391	2:15.225	64.77	17.841	14:34:04.177
2 -	37.834	79.7	55.931	67.3	30.123	2:03.888	70.70	6.504	14:36:08.065
3 -	38.464	78.9	54.430	67.5	29.185	2:02.079	71.75	4.695	14:38:10.144
4 -	37.083	79.7	54.133	***77.7***	29.648	2:00.864	72.47	3.480	14:40:11.008
5 -	36.624	81.1	53.283	75.5	31.310	2:01.217	72.26	3.833	14:42:12.225
6 -	36.501	***81.9***	1:11.634	71.6	1:01.591	2:49.726	51.61	52.342	14:45:01.951
7 -	37.934	79.4	53.787	72.6	29.327	2:01.048	72.36	3.664	14:47:02.999
8 -	38.271	76.0	53.418	75.7	***28.493***	2:00.182	72.88	2.798	14:49:03.181
9 -	36.728	80.2	52.331	76.7	28.718	1:57.777 **(3)**	74.37	0.393	14:51:00.958
10 -	37.746	80.0	53.494	72.7	28.871	2:00.111	72.93	2.727	14:53:01.069
11 -	***36.334***	80.5	***52.051***	74.1	29.502	1:57.887	74.30	0.503	14:54:58.956
12 -	36.367	79.7	52.133	75.8	28.884	***1:57.384*** **(1)**	***74.62***		***14:56:56.340***
13 -	36.455	78.6	52.387	74.4	28.630	1:57.472 **(2)**	74.56	0.088	14:58:53.812

HSCC 70's Road Sports Championship

RACE 2 - SECTOR ANALYSIS

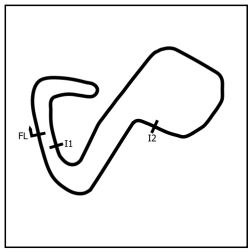

SECTOR 1 = FL to I1, SECTOR 2 = I1 to I2, SECTOR 3 = I2 to FL, DIFF = Difference To Personal Best Lap, P = Crossed Finish Line in Pit Lane, D = Time Disallowed

P19 3 B Pete CONNELL TVR 3000M

IDEAL LAP TIME : 1:57.857 BEST LAP TIME : 1:57.920 DIFFERENCE : 0.063

LAP	SECTOR 1		SECTOR 2		SECTOR 3		LAP TIME		MPH	DIFF	TIME OF DAY
1 -		68.8	56.085	63.0	30.731	88.6	2:18.150		63.40	20.230	14:34:07.102
2 -	40.284	71.0	58.023	60.1	30.503	88.3	2:08.810		68.00	10.890	14:36:15.912
3 -	40.238	69.3	59.121	61.6	30.453	91.1	2:09.812		67.48	11.892	14:38:25.724
4 -	40.230	69.9	59.463	64.3	29.694	98.2	2:09.387		67.70	11.467	14:40:35.111
5 -	39.881	66.3	56.058	***69.5***	29.551	105.1	2:05.490		69.80	7.570	14:42:40.601
6 -	37.419	76.9	56.741	60.7	32.049	104.0	2:06.209		69.40	8.289	14:44:46.810
7 -	39.554	74.3	56.082	63.0	29.556	105.8	2:05.192		69.97	7.272	14:46:52.002
8 -	37.871	78.5	55.015	65.5	29.446	100.0	2:02.332	**(3)**	71.60	4.412	14:48:54.334
9 -	38.458	78.6	57.170	66.7	30.243	102.9	2:05.871		69.59	7.951	14:51:00.205
10 -	37.976	77.8	55.369	66.6	28.755	107.0	2:02.100	**(2)**	71.74	4.180	14:53:02.305
11 -	38.977	74.5	54.354	64.9	29.867	98.8	2:03.198		71.10	5.278	14:55:05.503
12 -	38.982	73.8	56.706	66.5	***28.173***	***107.2***	2:03.861		70.72	5.941	14:57:09.364
13 -	***36.697***	***78.9***	***52.987***	69.1	28.236	102.7	***1:57.920***	**(1)**	***74.28***		***14:59:07.284***

P20 49 D Peter HORE Porsche 924

IDEAL LAP TIME : 1:58.818 BEST LAP TIME : 1:59.492 DIFFERENCE : 0.674

LAP	SECTOR 1		SECTOR 2		SECTOR 3		LAP TIME		MPH	DIFF	TIME OF DAY
1 -		76.1	54.843	***71.6***	30.534	93.8	2:13.255		65.73	13.763	14:34:02.207
2 -	38.329	76.0	56.404	69.6	30.402	98.2	2:05.135		70.00	5.643	14:36:07.342
3 -	37.739	78.3	54.592	66.5	29.645	99.8	2:01.976		71.81	2.484	14:38:09.318
4 -	37.383	77.7	54.594	66.7	30.493	99.7	2:02.470		71.52	2.978	14:40:11.788
5 -	37.226	77.0	54.733	69.1	29.190	99.7	2:01.149	**(3)**	72.30	1.657	14:42:12.937
6 -	36.651	78.5	54.893	70.1	29.630	98.9	2:01.174		72.29	1.682	14:44:14.111
7 -	37.086	76.7	55.736	71.0	29.013	99.8	2:01.835		71.89	2.343	14:46:15.946
8 -	37.423	77.4	54.359	70.2	***28.514***	100.7	2:00.296	**(2)**	72.81	0.804	14:48:16.242
9 -	***36.069***	***79.0***	***54.235***	68.1	29.188	***101.2***	***1:59.492***	**(1)**	***73.30***		***14:50:15.734***

P21 5 B Antony ROSS TVR 3000M

IDEAL LAP TIME : 1:48.645 BEST LAP TIME : 1:49.003 DIFFERENCE : 0.358

LAP	SECTOR 1		SECTOR 2		SECTOR 3		LAP TIME		MPH	DIFF	TIME OF DAY
1 -		85.4	50.427	74.4	27.326	110.1	2:00.413		72.74	11.410	14:33:49.365
2 -	35.021	88.1	48.651	75.0	26.886	111.6	1:50.558		79.23	1.555	14:35:39.923
3 -	34.531	87.0	49.741	72.6	26.507	***113.1***	1:50.779		79.07	1.776	14:37:30.702
4 -	34.224	86.3	49.036	76.7	26.118	112.9	1:49.378	**(2)**	80.08	0.375	14:39:20.080
5 -	34.158	87.8	49.150	76.0	26.179	112.2	1:49.487	**(3)**	80.00	0.484	14:41:09.567
6 -	34.314	89.3	48.647	***77.0***	***26.042***	111.6	***1:49.003***	**(1)**	***80.36***		***14:42:58.570***
7 -	***34.087***	***89.9***	***48.516***	71.2	27.017	110.3	1:49.620		79.91	0.617	14:44:48.190

P22 10 C Nigel ASHLEY Lotus Europa

IDEAL LAP TIME : 2:05.998 BEST LAP TIME : 2:07.441 DIFFERENCE : 1.443

LAP	SECTOR 1		SECTOR 2		SECTOR 3		LAP TIME		MPH	DIFF	TIME OF DAY
1 -		72.7	***55.947***	63.6	31.304	96.2	2:17.928		63.51	10.487	14:34:06.880
2 -	39.911	***76.2***	57.594	62.3	31.239	96.4	2:08.744	**(2)**	68.04	1.303	14:36:15.624
3 -	40.002	75.4	58.241	63.3	31.360	96.0	2:09.603		67.58	2.162	14:38:25.227
4 -	40.124	74.6	58.105	64.8	***30.787***	***96.5***	2:09.016		67.89	1.575	14:40:34.243
5 -	40.325	72.9	57.664	67.4	31.077	95.1	2:09.066		67.87	1.625	14:42:43.309
6 -	***39.264***	76.0	57.860	68.3	31.799	94.6	2:08.923	**(3)**	67.94	1.482	14:44:52.232
7 -	39.559	74.8	57.087	***68.6***	30.795	96.2	***2:07.441***	**(1)**	***68.73***		***14:46:59.673***

P23 71 I Howard SPOONER BMW Alpina

IDEAL LAP TIME : 1:48.376 BEST LAP TIME : 1:48.713 DIFFERENCE : 0.337

LAP	SECTOR 1		SECTOR 2		SECTOR 3		LAP TIME		MPH	DIFF	TIME OF DAY
1 -		86.7	50.680	73.5	28.395	104.8	2:07.779		68.55	19.066	14:33:56.731
2 -	35.641	87.1	49.574	72.8	26.177	118.1	1:51.392		78.63	2.679	14:35:48.123
3 -	34.329	90.5	49.730	69.1	26.985	117.5	1:51.044	**(3)**	78.88	2.331	14:37:39.167
4 -	34.468	***91.3***	***48.309***	***75.9***	26.096	117.5	1:48.873	**(2)**	80.45	0.160	14:39:28.040
5 -	***34.014***	90.1	48.646	73.7	***26.053***	***118.3***	***1:48.713***	**(1)**	***80.57***		***14:41:16.753***

Weather / Track : Bright / Dry

Brands Hatch GP: 2.4332 miles
Date: 09/07/2022 Start: 14:31 Finish: 14:57

HSCC 70's Road Sports Championship

RACE 2 - BEST SECTORS

	SECTOR 1			SECTOR 2			SECTOR 3			IDEAL / BEST COMPARISON					
POS	NO	NAME	TIME	NO	NAME	TIME	NO	NAME	TIME	POS	NO	NAME	IDEAL	BEST	DIFF
												PERFECT LAP	1:46.852		
1	18	CLARK	33.550	24	BARTER	47.855	18	CLARK	25.447	1	18	CLARK	1:47.103	1:47.159	0.056
2	911	DEEKS	33.621	30	WILLIAMS	48.015	19	LEVERETT	25.656	2	911	DEEKS	1:47.514	1:47.541	0.027
3	30	WILLIAMS	33.879	19	LEVERETT	48.077	911	DEEKS	25.728	3	19	LEVERETT	1:47.718	1:47.718	0.000
4	24	BARTER	33.892	18	CLARK	48.106	30	WILLIAMS	25.827	4	30	WILLIAMS	1:47.721	1:47.893	0.172
5	19	LEVERETT	33.985	911	DEEKS	48.165	24	BARTER	26.001	5	24	BARTER	1:47.748	1:48.110	0.362
6	9	BARTER	34.001	71	SPOONER	48.309	9	BARTER	26.038	6	71	SPOONER	1:48.376	1:48.713	0.337
7	71	SPOONER	34.014	9	BARTER	48.464	5	ROSS	26.042	7	9	BARTER	1:48.503	1:48.946	0.443
8	5	ROSS	34.087	5	ROSS	48.516	71	SPOONER	26.053	8	5	ROSS	1:48.645	1:49.003	0.358
9	20	LEVERETT	34.397	20	LEVERETT	49.252	20	LEVERETT	26.195	9	20	LEVERETT	1:49.844	1:50.211	0.367
10	7	TOMKINSON	34.481	74	CHILD	50.180	131	BENNETT	26.619	10	131	BENNETT	1:51.421	1:51.870	0.449
11	131	BENNETT	34.598	131	BENNETT	50.204	55	BELLERBY	26.959	11	7	TOMKINSON	1:52.026	1:52.502	0.476
12	27	FISHER	34.911	7	TOMKINSON	50.518	64	SPARROW	27.018	12	74	CHILD	1:52.555	1:52.759	0.204
13	74	CHILD	35.093	55	BELLERBY	50.633	7	TOMKINSON	27.027	13	64	SPARROW	1:53.251	1:53.597	0.346
14	64	SPARROW	35.410	27	FISHER	50.669	74	CHILD	27.282	14	27	FISHER	1:53.331	1:53.444	0.113
15	55	BELLERBY	35.837	64	SPARROW	50.823	50	HOLLAND	27.607	15	55	BELLERBY	1:53.429	1:53.429	0.000
16	49	HORE	36.069	66	BRAIN	52.051	27	FISHER	27.751	16	50	HOLLAND	1:56.753	1:56.979	0.226
17	66	BRAIN	36.334	50	HOLLAND	52.632	3	CONNELL	28.173	17	66	BRAIN	1:56.878	1:57.384	0.506
18	76	ERWIN	36.415	3	CONNELL	52.987	68	WAGSTAFF	28.178	18	4	RORRISON	1:57.835	1:58.117	0.282
19	4	RORRISON	36.431	4	RORRISON	53.181	4	RORRISON	28.223	19	3	CONNELL	1:57.857	1:57.920	0.063
20	50	HOLLAND	36.514	76	ERWIN	53.253	76	ERWIN	28.265	20	76	ERWIN	1:57.933	1:58.470	0.537
21	68	WAGSTAFF	36.565	68	WAGSTAFF	53.500	66	BRAIN	28.493	21	68	WAGSTAFF	1:58.243	1:58.243	0.000
22	3	CONNELL	36.697	49	HORE	54.235	49	HORE	28.514	22	49	HORE	1:58.818	1:59.492	0.674
23	10	ASHLEY	39.264	10	ASHLEY	55.947	10	ASHLEY	30.787	23	10	ASHLEY	2:05.998	2:07.441	1.443

Weather / Track : Bright / Dry

Brands Hatch GP: 2.4332 miles
Date: 09/07/2022 Start: 14:31 Finish: 14:57

Results can be found at www.tsl-timing.com

Printed - 15:05 Saturday, 09 July 2022

HSCC 70's Road Sports Championship

RACE 2 - BEST SPEEDS

	INTERMEDIATE 1			INTERMEDIATE 2			FINISH LINE		
POS	NO	NAME	MPH	NO	NAME	MPH	NO	NAME	MPH
1	18	CLARK	93.3	30	WILLIAMS	81.5	71	SPOONER	118.3
2	71	SPOONER	91.3	911	DEEKS	80.8	911	DEEKS	115.5
3	9	BARTER	90.4	18	CLARK	80.4	19	LEVERETT	115.3
4	24	BARTER	90.3	24	BARTER	80.3	18	CLARK	114.7
5	30	WILLIAMS	90.3	19	LEVERETT	79.9	9	BARTER	113.7
6	5	ROSS	89.9	20	LEVERETT	78.7	5	ROSS	113.1
7	20	LEVERETT	89.8	7	TOMKINSON	78.4	20	LEVERETT	112.9
8	911	DEEKS	89.3	66	BRAIN	77.7	30	WILLIAMS	112.0
9	19	LEVERETT	88.8	74	CHILD	77.4	55	BELLERBY	111.8
10	64	SPARROW	87.9	5	ROSS	77.0	24	BARTER	111.1
11	131	BENNETT	85.9	131	BENNETT	76.8	64	SPARROW	110.9
12	7	TOMKINSON	85.2	9	BARTER	75.9	131	BENNETT	109.8
13	55	BELLERBY	84.4	27	FISHER	75.9	50	HOLLAND	107.5
14	74	CHILD	84.2	71	SPOONER	75.9	3	CONNELL	107.2
15	50	HOLLAND	83.4	55	BELLERBY	75.6	7	TOMKINSON	104.2
16	66	BRAIN	81.9	68	WAGSTAFF	73.8	74	CHILD	103.8
17	68	WAGSTAFF	81.6	64	SPARROW	73.5	68	WAGSTAFF	102.1
18	4	RORRISON	80.8	76	ERWIN	72.0	49	HORE	101.2
19	27	FISHER	79.6	49	HORE	71.6	4	RORRISON	99.5
20	76	ERWIN	79.6	4	RORRISON	71.1	76	ERWIN	97.9
21	49	HORE	79.0	3	CONNELL	69.5	27	FISHER	97.5
22	3	CONNELL	78.9	10	ASHLEY	68.6	10	ASHLEY	96.5
23	10	ASHLEY	76.2	50	HOLLAND	67.1			

Weather / Track : Bright / Dry

Brands Hatch GP: 2.4332 miles
Date: 09/07/2022 Start: 14:31 Finish: 14:57

Results can be found at www.tsl-timing.com

Printed - 15:05 Saturday, 09 July 2022

HSCC 70's Road Sports Championship

RACE 2 - STATISTICS

Competitors Started	23
Planned Start	2022-07-09 @ 14:20:00.000
Actual Start	2022-07-09 @ 14:31:48.952
Finish Time	2022-07-09 @ 14:57:21.271
Track Length	2.4332mi.
Total Laps	288
Total Distance Covered	700.7874mi.

Session Fastest Lap History

NO	CL	NAME	LAP TIME	TIME OF DAY	LAP	VEHICLE
24	B	**Charles BARTER**	**1:55.164**	14:33:44.122	1	Datsun 240Z
24	B	**Charles BARTER**	**1:49.349**	14:35:33.471	2	Datsun 240Z
24	B	**Charles BARTER**	**1:49.041**	14:37:22.512	3	Datsun 240Z
71	I	**Howard SPOONER**	**1:48.873**	14:39:28.050	4	BMW Alpina
71	I	**Howard SPOONER**	**1:48.713**	14:41:16.763	5	BMW Alpina
24	B	**Charles BARTER**	**1:48.285**	14:42:49.743	6	Datsun 240Z
911	I	**Steve DEEKS**	**1:48.218**	14:44:49.047	7	Porsche 911 SC
18	C	**Jeremy CLARK**	**1:48.015**	14:48:21.716	9	Lotus Elan S4
18	C	**Jeremy CLARK**	**1:47.159**	14:51:58.727	11	Lotus Elan S4

Session Leader History

NO	CL	NAME	FROM LAP	LAPS LED	DISTANCE	VEHICLE
24	B	**Charles BARTER**	1	14	34.06 miles	Datsun 240Z

Flag History

TYPE	TIME OF DAY
GREEN	14:31:48.952
FINISH	14:57:21.271

Flag Statistics

TYPE	COUNT	TOTAL LAPS	TOTAL TIME
Green	1	14	31:47.381
Red	0	0	0.000
Safety Car	0	0	0.000
FCY	0	0	0.000

Weather / Track : Bright / Dry

Brands Hatch GP: 2.4332 miles
Date: 09/07/2022 Start: 14:31 Finish: 14:57

HSCC 70's Road Sports Championship

RACE 2 - STATISTICS

CLASS : A

1 Starters

Fastest Lap History

NO	NAME	LAP TIME	TIME OF DAY	LAP	VEHICLE
131	**Mark BENNETT**	**2:08.191**	14:33:57.156	1	MGB
131	**Mark BENNETT**	**1:55.516**	14:35:52.670	2	MGB
131	**Mark BENNETT**	**1:52.958**	14:37:45.627	3	MGB
131	**Mark BENNETT**	**1:52.227**	14:39:37.854	4	MGB
131	**Mark BENNETT**	**1:51.998**	14:41:29.851	5	MGB
131	**Mark BENNETT**	**1:51.870**	14:45:13.775	7	MGB

Leader History

NO	NAME	FROM LAP	LAPS LED	DISTANCE	VEHICLE
131	**Mark BENNETT**	1	14	34.06 miles	MGB

HSCC 70's Road Sports Championship

RACE 2 - STATISTICS

CLASS : B

6 Starters

Fastest Lap History

NO	NAME	LAP TIME	TIME OF DAY	LAP	VEHICLE
24	**Charles BARTER**	**1:55.164**	14:33:44.122	1	Datsun 240Z
24	**Charles BARTER**	**1:49.349**	14:35:33.471	2	Datsun 240Z
24	**Charles BARTER**	**1:49.041**	14:37:22.512	3	Datsun 240Z
24	**Charles BARTER**	**1:48.285**	14:42:49.743	6	Datsun 240Z
24	**Charles BARTER**	**1:48.268**	14:53:45.373	12	Datsun 240Z
30	**John WILLIAMS**	**1:48.129**	14:53:49.699	12	Porsche 911 SC
24	**Charles BARTER**	**1:48.110**	14:55:33.484	13	Datsun 240Z
30	**John WILLIAMS**	**1:47.893**	14:57:26.245	14	Porsche 911 SC

Leader History

NO	NAME	FROM LAP	LAPS LED	DISTANCE	VEHICLE
24	**Charles BARTER**	1	14	34.06 miles	Datsun 240Z

Weather / Track : Bright / Dry

Brands Hatch GP: 2.4332 miles
Date: 09/07/2022 Start: 14:31 Finish: 14:57

HSCC 70's Road Sports Championship

RACE 2 - STATISTICS

CLASS : C

5 Starters

Fastest Lap History

NO	NAME	LAP TIME	TIME OF DAY	LAP	VEHICLE
18	**Jeremy CLARK**	**1:55.923**	14:33:44.816	1	Lotus Elan S4
18	**Jeremy CLARK**	**1:50.548**	14:35:35.432	2	Lotus Elan S4
18	**Jeremy CLARK**	**1:49.248**	14:37:24.680	3	Lotus Elan S4
19	**Will LEVERETT**	**1:48.982**	14:41:09.936	5	Lotus Elan S4
18	**Jeremy CLARK**	**1:48.710**	14:42:53.231	6	Lotus Elan S4
18	**Jeremy CLARK**	**1:48.544**	14:46:33.701	8	Lotus Elan S4
18	**Jeremy CLARK**	**1:48.015**	14:48:21.716	9	Lotus Elan S4
18	**Jeremy CLARK**	**1:47.159**	14:51:58.727	11	Lotus Elan S4

Leader History

NO	NAME	FROM LAP	LAPS LED	DISTANCE	VEHICLE
18	**Jeremy CLARK**	1	14	34.06 miles	Lotus Elan S4

HSCC 70's Road Sports Championship

RACE 2 - STATISTICS

CLASS : D

5 Starters

Fastest Lap History

NO	NAME	LAP TIME	TIME OF DAY	LAP	VEHICLE
74	**Tim CHILD**	**2:06.929**	14:33:55.894	1	Alfa Romeo 2000 GTV
74	**Tim CHILD**	**1:57.662**	14:35:53.554	2	Alfa Romeo 2000 GTV
74	**Tim CHILD**	**1:56.075**	14:37:49.629	3	Alfa Romeo 2000 GTV
74	**Tim CHILD**	**1:55.145**	14:39:44.775	4	Alfa Romeo 2000 GTV
74	**Tim CHILD**	**1:54.392**	14:47:32.956	8	Alfa Romeo 2000 GTV
74	**Tim CHILD**	**1:54.276**	14:49:27.232	9	Alfa Romeo 2000 GTV
74	**Tim CHILD**	**1:53.643**	14:51:20.875	10	Alfa Romeo 2000 GTV
74	**Tim CHILD**	**1:53.501**	14:53:14.375	11	Alfa Romeo 2000 GTV
74	**Tim CHILD**	**1:52.759**	14:55:07.134	12	Alfa Romeo 2000 GTV

Leader History

NO	NAME	FROM LAP	LAPS LED	DISTANCE	VEHICLE
74	**Tim CHILD**	1	14	34.06 miles	Alfa Romeo 2000 GTV

Weather / Track : Bright / Dry

Brands Hatch GP: 2.4332 miles
Date: 09/07/2022 Start: 14:31 Finish: 14:57

HSCC 70's Road Sports Championship

RACE 2 - STATISTICS

CLASS : E

2 Starters

Fastest Lap History

NO	NAME	LAP TIME	TIME OF DAY	LAP	VEHICLE
7	**David TOMKINSON**	**2:02.574**	14:33:51.534	1	TVR Vixen S2
7	**David TOMKINSON**	**1:53.734**	14:35:45.267	2	TVR Vixen S2
7	**David TOMKINSON**	**1:53.606**	14:41:27.349	5	TVR Vixen S2
7	**David TOMKINSON**	**1:53.136**	14:43:20.486	6	TVR Vixen S2
7	**David TOMKINSON**	**1:52.850**	14:45:13.334	7	TVR Vixen S2
7	**David TOMKINSON**	**1:52.502**	14:52:47.559	11	TVR Vixen S2

Leader History

NO	NAME	FROM LAP	LAPS LED	DISTANCE	VEHICLE
7	**David TOMKINSON**	1	14	34.06 miles	TVR Vixen S2

Weather / Track : Bright / Dry

Brands Hatch GP: 2.4332 miles
Date: 09/07/2022 Start: 14:31 Finish: 14:57

HSCC 70's Road Sports Championship

RACE 2 - STATISTICS

CLASS : I

4 Starters

Fastest Lap History

NO	NAME	LAP TIME	TIME OF DAY	LAP	VEHICLE
71	**Howard SPOONER**	**2:07.779**	14:33:56.742	1	BMW Alpina
911	**Steve DEEKS**	**1:51.423**	14:35:40.240	2	Porsche 911 SC
71	**Howard SPOONER**	**1:51.392**	14:35:48.134	2	BMW Alpina
71	**Howard SPOONER**	**1:51.044**	14:37:39.167	3	BMW Alpina
911	**Steve DEEKS**	**1:50.245**	14:39:22.242	4	Porsche 911 SC
71	**Howard SPOONER**	**1:48.873**	14:39:28.050	4	BMW Alpina
71	**Howard SPOONER**	**1:48.713**	14:41:16.763	5	BMW Alpina
911	**Steve DEEKS**	**1:48.514**	14:43:00.830	6	Porsche 911 SC
911	**Steve DEEKS**	**1:48.218**	14:44:49.047	7	Porsche 911 SC
911	**Steve DEEKS**	**1:47.541**	14:55:43.601	13	Porsche 911 SC

Leader History

NO	NAME	FROM LAP	LAPS LED	DISTANCE	VEHICLE
911	**Steve DEEKS**	1	14	34.06 miles	Porsche 911 SC

HSCC AURORA TROPHY SERIES with GEOFF LEES TROPHY

F1, F5000 & F2 / F Atlantic, F3, FF2000 and Formula Super Vee cars built and raced between 1967-1984 / Single Seater Cars up to 2000cc

Legends of Brands Hatch Super Prix

Brands Hatch GP

9th / 10th July 2022

Timing & Results Provided by Timing Solutions Ltd

www.tsl-timing.com

Brands Hatch GP

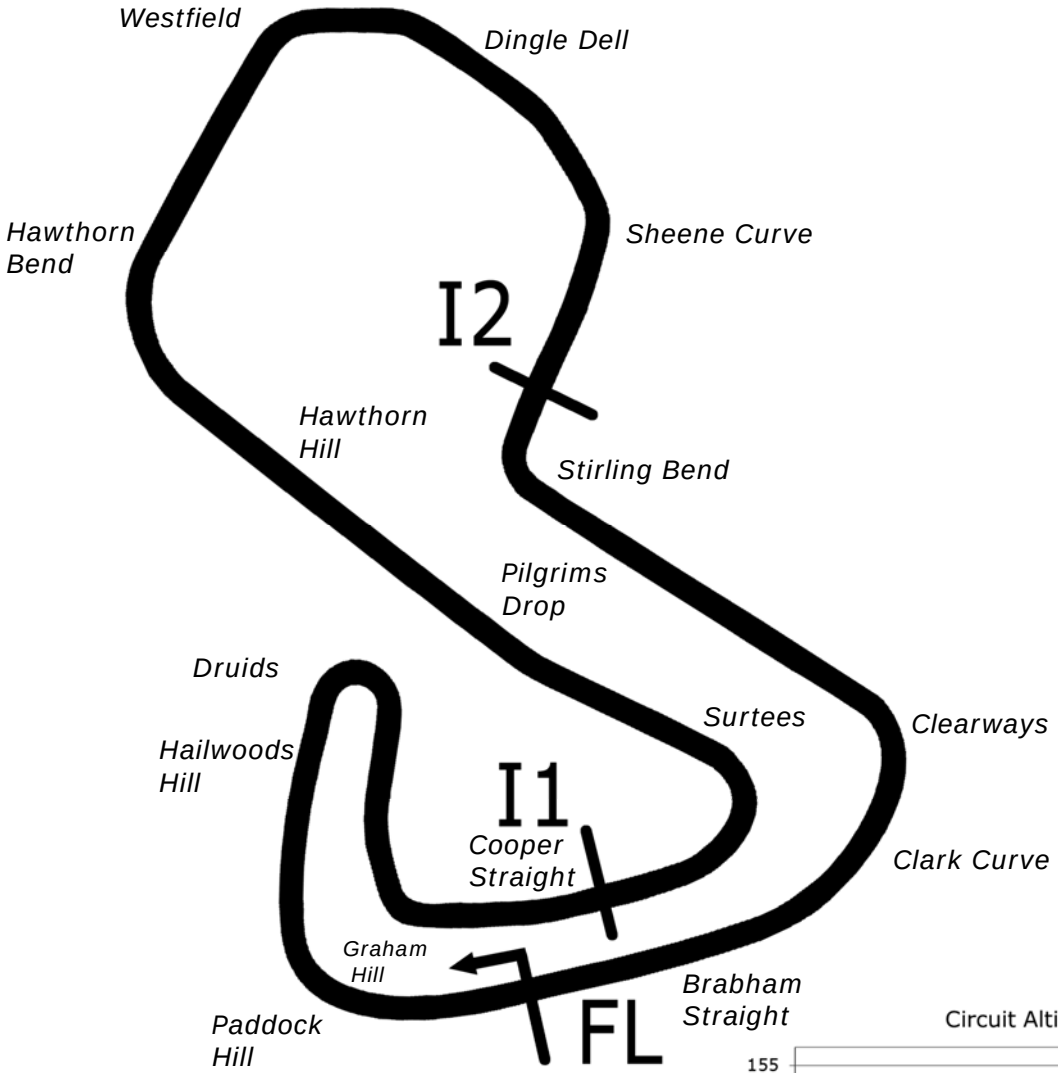

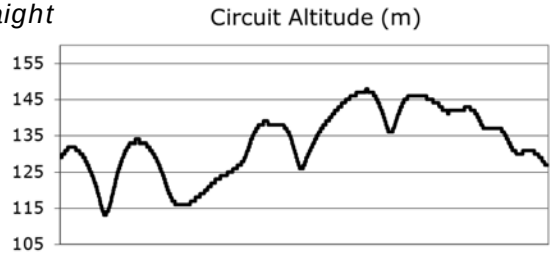

Length	2.4332 miles	3916.0 m	
FL		51.36032 N	0.26032 E
I1	1116m	51.35934 N	0.25955 E
I2	2928m	51.35532 N	0.26250 E
Pit Entry	3646m	51.35911 N	0.25743 E
Pit Exit	26m after FL	51.36027 N	0.26078 E

Pit Entry–Pit Exit 277m, 19.9s @50kph, 16.6s @60kph

All results available at www.tsl-timing.com

Sheet No:	Issue Time:

HSCC Aurora Trophy Series with The Geoff Lees Trophy

QUALIFYING - RACE 6 - CLASSIFICATION

POS	NO	CL	PIC	NAME	ENTRY	TIME	ON	LAPS	GAP	DIFF	MPH
1	34	C	1	**Martin STRETTON**	March 712	**1:25.999**	11	11			101.85
2	7	F	1	**Neil GLOVER**	Chevron B37	**1:27.629**	7	9	**1.630**	1.630	99.96
3	17	C	2	**Michael BLETSOE-BROWN**	Chevron B27	**1:29.368**	8	13	**3.369**	1.739	98.01
4	30	F	2	**Paul CAMPFIELD**	Chevron B24	**1:31.207**	5	9	**5.208**	1.839	96.04
5	194	B	1	**Martin FRIEDL**	Brabham BT40	**1:32.716**	6	9	**6.717**	1.509	94.48
6	26	B	2	**Roland WILTSCHEGG**	Chevron B39	**1:35.090**	8	11	**9.091**	2.374	92.12
7	110	A	1	**Daniel PYETT**	Tecno F2	**1:35.421**	10	11	**9.422**	0.331	91.80
8	49	B	3	**Mike LANE**	Chevron B49	**1:36.021**	10	10	**10.022**	0.600	91.22
9	46	GLC	1	**Paul SMITH**	Ralt RT30	**1:36.039**	9	13	**10.040**	0.018	91.21
10	82	A	2	**Mike BAINBRIDGE**	Brabham BT35	**1:36.444**	11	12	**10.445**	0.405	90.82
11	99	E	1	**Matthew WURR**	McLaren M10B	**1:36.577**	10	12	**10.578**	0.133	90.70
12	16	A	3	**Jeremy CAINE**	March 712	**1:36.882**	7	10	**10.883**	0.305	90.41
13	5	E	2	**Keith NORRIS**	Mclaren M10B	**1:38.718**	7	10	**12.719**	1.836	88.73
14	28	GLD	1	**George FOWLER**	Reynard SF84	**1:39.760**	11	12	**13.761**	1.042	87.80
15	37	E	3	**Adam SIMMONDS**	Lola T142	**1:50.670**	11	11	**24.671**	10.910	79.15
16	15	B	4	**Mark GOODYEAR**	March 75B	**1:53.464**	3	4	**27.465**	2.794	77.20

Weather / Track : Cloudy / Dry

Brands Hatch GP: 2.4332 miles

These results are provisional until the conclusion of any judicial and technical matters.

Date: 09/07/2022 Start: 11:23 Finish: 11:43

Clerk Of Course : Julian Floyd	Stewards :	Timekeeper : Nick Palmer

HSCC Aurora Trophy Series with The Geoff Lees Trophy

QUALIFYING - RACE 6 - SECTOR ANALYSIS

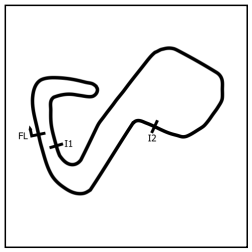

SECTOR 1 = FL to I1, SECTOR 2 = I1 to I2, SECTOR 3 = I2 to FL, DIFF = Difference To Personal Best Lap, P = Crossed Finish Line in Pit Lane, D = Time Disallowed

P1 34 C Martin STRETTON — March 712

IDEAL LAP TIME : 1:25.900 BEST LAP TIME : 1:25.999 DIFFERENCE : 0.099

LAP	SECTOR 1		SECTOR 2		SECTOR 3		LAP TIME		MPH	DIFF	TIME OF DAY
1 -	OUTLAP	78.6	49.594	65.4	24.345	103.5	1:53.069		77.47	27.070	11:25:45.417
2 -	33.032	82.4	43.091	91.4	21.318	***138.0***	1:37.441		89.89	11.442	11:27:22.858
3 -	27.727	116.5	42.082	77.2	22.573	135.2	1:32.382		94.82	6.383	11:28:55.240
4 -	27.974	117.1	39.146	100.4	20.888	137.5	1:28.008		99.53	2.009	11:30:23.248
5 -	27.823	118.3	38.396	***105.1***	20.949	136.6	1:27.168	**(2)**	100.49	1.169	11:31:50.416
6 -	28.753	115.3	41.840	86.3	IN PIT		4:34.605	**P**	31.89	3:08.606	11:36:25.021
7 -	OUTLAP	111.2	40.092	99.4	20.897	135.8	1:32.568		94.63	6.569	11:37:57.589
8 -	27.425	115.9	39.532	102.4	20.950	136.6	1:27.907		99.64	1.908	11:39:25.496
9 -	27.835	112.2	39.230	100.1	***20.656***	136.3	1:27.721	**(3)**	99.86	1.722	11:40:53.217
10 -	***27.162***	116.3	40.968	88.5	21.536	135.5	1:29.666		97.69	3.667	11:42:22.883
11 -	27.216	***118.7***	***38.082***	100.7	20.701	136.9	***1:25.999***	**(1)**	***101.85***		***11:43:48.882***

P2 7 F Neil GLOVER — Chevron B37

IDEAL LAP TIME : 1:27.305 BEST LAP TIME : 1:27.629 DIFFERENCE : 0.324

LAP	SECTOR 1		SECTOR 2		SECTOR 3		LAP TIME		MPH	DIFF	TIME OF DAY
1 -	OUTLAP	90.1	44.434	77.1	22.563	145.5	1:42.895		85.13	15.266	11:25:21.375
2 -	28.844	105.0	39.496	80.5	21.067	***147.4***	1:29.407		97.97	1.778	11:26:50.782
3 -	28.210	***113.3***	39.373	83.5	21.157	146.5	1:28.740	**(3)**	98.71	1.111	11:28:19.522
4 -	27.980	106.8	39.384	87.6	21.197	146.2	1:28.561	**(2)**	98.91	0.932	11:29:48.083
5 -	28.098	111.6	40.469	80.3	IN PIT		6:37.823	**P**	22.01	5:10.194	11:36:25.906
6 -	OUTLAP	104.2	40.043	87.4	20.975	145.5	1:32.716		94.48	5.087	11:37:58.622
7 -	***27.801***	99.4	39.020	91.1	***20.808***	146.2	***1:27.629***	**(1)**	***99.96***		***11:39:26.251***
8 -	28.590	107.2	40.340	91.6	21.024	146.5	1:29.954		97.38	2.325	11:40:56.205
9 -	28.345	107.7	***38.696***	***94.6***	22.140	126.6	1:29.181		98.22	1.552	11:42:25.386

P3 17 C Michael BLETSOE-BROWN — Chevron B27

IDEAL LAP TIME : 1:29.001 BEST LAP TIME : 1:29.368 DIFFERENCE : 0.367

LAP	SECTOR 1		SECTOR 2		SECTOR 3		LAP TIME		MPH	DIFF	TIME OF DAY
1 -	OUTLAP	96.2	46.267	78.6	23.084	131.3	1:48.878		80.45	19.510	11:25:36.447
2 -	29.958	110.7	42.052	84.5	21.540	132.3	1:33.550		93.63	4.182	11:27:09.997
3 -	28.748	106.1	41.046	80.2	22.150	132.3	1:31.944		95.27	2.576	11:28:41.941
4 -	28.473	108.2	39.916	93.9	21.197	***134.4***	1:29.586	**(3)**	97.78	0.218	11:30:11.527
5 -	28.229	***110.9***	40.063	94.7	***21.078***	***134.4***	1:29.370	**(2)**	98.01	0.002	11:31:40.897
6 -	28.400	110.0	39.938	91.6	21.360	133.4	1:29.698		97.65	0.330	11:33:10.595
7 -	29.562	109.6	39.962	92.5	21.272	130.8	1:30.796		96.47	1.428	11:34:41.391
8 -	***28.223***	106.5	***39.700***	92.5	21.445	131.8	***1:29.368***	**(1)**	***98.01***		***11:36:10.759***
9 -	28.611	109.2	39.790	84.9	22.200	133.1	1:30.601		96.68	1.233	11:37:41.360
10 -	28.997	109.2	41.086	***96.6***	21.195	133.4	1:31.278		95.96	1.910	11:39:12.638
11 -	28.863	107.5	40.554	90.6	21.420	132.1	1:30.837		96.43	1.469	11:40:43.475
12 -	28.714	107.7	40.310	95.5	21.582	132.6	1:30.606		96.68	1.238	11:42:14.081
13 -	28.257	107.7	40.619	87.2	21.647	132.1	1:30.523		96.76	1.155	11:43:44.604

P4 30 F Paul CAMPFIELD — Chevron B24

IDEAL LAP TIME : 1:31.081 BEST LAP TIME : 1:31.207 DIFFERENCE : 0.126

LAP	SECTOR 1		SECTOR 2		SECTOR 3		LAP TIME		MPH	DIFF	TIME OF DAY
1 -	OUTLAP	81.8	51.725	69.3	24.816	133.6	1:58.326		74.03	27.119	11:25:48.829
2 -	33.196	94.3	46.678	81.0	23.560	139.8	1:43.434		84.69	12.227	11:27:32.263
3 -	30.698	95.1	42.185	89.5	22.841	141.8	1:35.724		91.51	4.517	11:29:07.987
4 -	29.639	96.2	40.881	84.0	21.716	***146.8***	1:32.236		94.97	1.029	11:30:40.223
5 -	29.017	***104.2***	***40.649***	89.2	21.541	145.8	***1:31.207***	**(1)**	***96.04***		***11:32:11.430***
6 -	***28.993***	96.1	41.458	86.4	22.554	140.9	1:33.005		94.18	1.798	11:33:44.435
7 -	29.598	100.6	40.830	***89.8***	22.348	128.8	1:32.776		94.41	1.569	11:35:17.211
8 -	29.314	100.6	41.300	86.4	21.552	144.0	1:32.166	**(3)**	95.04	0.959	11:36:49.377
9 -	29.122	100.6	40.660	87.7	***21.439***	144.0	1:31.221	**(2)**	96.02	0.014	11:38:20.598

Weather / Track : Cloudy / Dry

Brands Hatch GP: 2.4332 miles
Date: 09/07/2022 Start: 11:23 Finish: 11:43

HSCC Aurora Trophy Series with The Geoff Lees Trophy

QUALIFYING - RACE 6 - SECTOR ANALYSIS

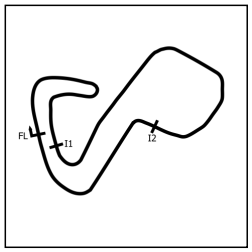

SECTOR 1 = FL to I1, SECTOR 2 = I1 to I2, SECTOR 3 = I2 to FL, DIFF = Difference To Personal Best Lap, P = Crossed Finish Line in Pit Lane, D = Time Disallowed

P5 194 B Martin FRIEDL — Brabham BT40

IDEAL LAP TIME : 1:32.223 BEST LAP TIME : 1:32.716 DIFFERENCE : 0.493

LAP	SECTOR 1		SECTOR 2		SECTOR 3		LAP TIME		MPH	DIFF	TIME OF DAY
1 -	OUTLAP	89.1	45.192	85.2	23.197	120.4	1:46.546		82.21	13.830	11:27:07.429
2 -	30.074	98.5	43.623	88.7	22.468	122.2	1:36.165		91.09	3.449	11:28:43.594
3 -	29.265	103.8	42.027	93.0	***22.137***	***122.6***	1:33.429	(2)	93.75	0.713	11:30:17.023
4 -	28.821	103.8	41.698	93.4	23.194	120.0	1:33.713		93.47	0.997	11:31:50.736
5 -	29.662	***104.3***	***41.355***	95.4	22.556	122.0	1:33.573	(3)	93.61	0.857	11:33:24.309
6 -	***28.731***	103.8	41.682	***98.3***	22.303	120.9	***1:32.716***	(1)	***94.48***		***11:34:57.025***
7 -	29.052	102.7	42.058	93.2	22.532	118.5	1:33.642		93.54	0.926	11:36:30.667
8 -	31.079	95.5	42.741	93.2	22.433	121.3	1:36.253		91.00	3.537	11:38:06.920
9 -	29.082	101.8	42.731	91.0	22.605	121.1	1:34.418		92.77	1.702	11:39:41.338

P6 26 B Roland WILTSCHEGG — Chevron B39

IDEAL LAP TIME : 1:34.808 BEST LAP TIME : 1:35.090 DIFFERENCE : 0.282

LAP	SECTOR 1		SECTOR 2		SECTOR 3		LAP TIME		MPH	DIFF	TIME OF DAY
1 -	OUTLAP	90.8	46.351	88.3	24.204	113.5	1:49.299		80.14	14.209	11:27:13.800
2 -	32.556	97.6	45.461	77.4	23.726	117.9	1:41.743		86.09	6.653	11:28:55.543
3 -	30.591	101.5	43.296	85.2	23.167	121.5	1:37.054		90.25	1.964	11:30:32.597
4 -	31.864	102.4	47.535	86.2	24.651	113.1	1:44.050		84.18	8.960	11:32:16.647
5 -	31.474	98.6	43.355	88.3	24.819	117.9	1:39.648		87.90	4.558	11:33:56.295
6 -	31.095	99.5	43.871	85.7	24.848	108.7	1:39.814		87.76	4.724	11:35:36.109
7 -	31.795	99.5	43.380	86.8	22.699	121.1	1:37.874		89.50	2.784	11:37:13.983
8 -	29.940	101.0	42.451	84.7	22.699	121.3	***1:35.090***	(1)	***92.12***		***11:38:49.073***
9 -	30.150	102.6	44.026	84.0	22.716	120.6	1:36.892	(3)	90.40	1.802	11:40:25.965
10 -	30.216	102.1	***42.312***	***89.2***	***22.579***	***122.0***	1:35.107	(2)	92.10	0.017	11:42:01.072
11 -	***29.917***	***103.7***	45.941	76.2	24.502	111.1	1:40.360		87.28	5.270	11:43:41.432

P7 110 A Daniel PYETT — Tecno F2

IDEAL LAP TIME : 1:35.267 BEST LAP TIME : 1:35.421 DIFFERENCE : 0.154

LAP	SECTOR 1		SECTOR 2		SECTOR 3		LAP TIME		MPH	DIFF	TIME OF DAY
1 -	OUTLAP	94.1	46.581	80.4	23.360	***125.9***	1:48.482		80.74	13.061	11:25:37.372
2 -	***30.487***	104.2	43.384	87.3	23.011	124.5	1:36.882		90.41	1.461	11:27:14.254
3 -	31.037	105.0	54.198	20.3	IN PIT		4:31.305	P	32.28	2:55.884	11:31:45.559
4 -	OUTLAP	97.3	44.807	82.5	24.274	121.7	1:45.414		83.09	9.993	11:33:30.973
5 -	31.541	***106.0***	42.422	83.4	23.679	121.3	1:37.642		89.71	2.221	11:35:08.615
6 -	30.776	105.5	43.153	81.4	23.672	122.0	1:37.601		89.75	2.180	11:36:46.216
7 -	30.690	102.1	43.314	84.5	23.324	125.4	1:37.328		90.00	1.907	11:38:23.544
8 -	30.526	102.2	44.233	84.2	23.489	121.7	1:38.248		89.16	2.827	11:40:01.792
9 -	30.695	102.7	42.089	86.8	23.035	124.7	1:35.819	(3)	91.42	0.398	11:41:37.611
10 -	30.576	104.6	***41.807***	87.6	23.038	122.4	***1:35.421***	(1)	***91.80***		***11:43:13.032***
11 -	30.748	105.8	41.860	***87.9***	***22.973***	125.4	1:35.581	(2)	91.64	0.160	11:44:48.613

P8 49 B Mike LANE — Chevron B49

IDEAL LAP TIME : 1:35.606 BEST LAP TIME : 1:36.021 DIFFERENCE : 0.415

LAP	SECTOR 1		SECTOR 2		SECTOR 3		LAP TIME		MPH	DIFF	TIME OF DAY
1 -	OUTLAP	77.4	50.497	74.6	25.599	119.1	1:54.308		76.63	18.287	11:25:35.607
2 -	30.676	100.3	45.883	79.5	23.547	124.2	1:40.106		87.50	4.085	11:27:15.713
3 -	30.704	***107.3***	44.667	69.7	23.751	123.3	1:39.122		88.37	3.101	11:28:54.835
4 -	30.159	102.2	44.014	80.7	22.939	124.5	1:37.112		90.20	1.091	11:30:31.947
5 -	29.706	100.7	44.309	85.4	23.435	124.5	1:37.450		89.89	1.429	11:32:09.397
6 -	30.012	101.3	45.244	80.0	IN PIT		3:17.772	P	44.29	1:41.751	11:35:27.169
7 -	OUTLAP	100.6	44.659	***87.2***	23.552	122.0	1:42.496		85.46	6.475	11:37:09.665
8 -	30.053	103.2	44.096	83.1	***22.842***	***125.4***	1:36.991	(3)	90.31	0.970	11:38:46.656
9 -	***29.599***	101.3	43.556	86.4	23.209	120.4	1:36.364	(2)	90.90	0.343	11:40:23.020
10 -	29.752	103.8	***43.165***	84.7	23.104	122.9	***1:36.021***	(1)	***91.22***		***11:41:59.041***

Weather / Track : Cloudy / Dry

Brands Hatch GP: 2.4332 miles
Date: 09/07/2022 Start: 11:23 Finish: 11:43

HSCC Aurora Trophy Series with The Geoff Lees Trophy

QUALIFYING - RACE 6 - SECTOR ANALYSIS

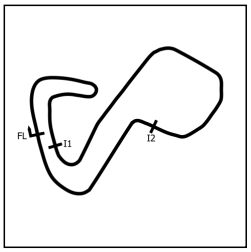

SECTOR 1 = FL to I1, SECTOR 2 = I1 to I2, SECTOR 3 = I2 to FL, DIFF = Difference To Personal Best Lap, P = Crossed Finish Line in Pit Lane, D = Time Disallowed

P9 46 GLC Paul SMITH Ralt RT30

IDEAL LAP TIME : 1:35.874 BEST LAP TIME : 1:36.039 DIFFERENCE : 0.165

LAP	SECTOR 1		SECTOR 2		SECTOR 3		LAP TIME		MPH	DIFF	TIME OF DAY
1 -	OUTLAP	89.4	45.941	76.6	24.064	117.1	1:45.830		82.77	9.791	11:25:25.188
2 -	31.215	97.8	43.960	83.4	23.892	116.9	1:39.067		88.42	3.028	11:27:04.255
3 -	31.250	***99.8***	43.967	79.2	25.226	116.5	1:40.443		87.21	4.404	11:28:44.698
4 -	30.665	***99.8***	43.349	83.5	23.542	119.8	1:37.556		89.79	1.517	11:30:22.254
5 -	31.118	99.7	***42.869***	83.0	23.327	120.6	1:37.314		90.01	1.275	11:31:59.568
6 -	30.274	99.7	44.498	***88.3***	23.158	120.9	1:37.930		89.45	1.891	11:33:37.498
7 -	30.375	99.4	43.298	84.3	23.498	118.7	1:37.171	**(2)**	90.14	1.132	11:35:14.669
8 -	30.175	98.2	44.722	85.3	23.341	119.4	1:38.238		89.16	2.199	11:36:52.907
9 -	***29.876***	98.8	43.034	83.5	***23.129***	***121.1***	***1:36.039***	**(1)**	***91.21***		***11:38:28.946***
10 -	30.199	99.4	43.748	83.8	23.473	120.2	1:37.420		89.91	1.381	11:40:06.366
11 -	30.866	98.1	43.043	84.0	23.308	120.6	1:37.217	**(3)**	90.10	1.178	11:41:43.583
12 -	30.460	96.9	43.886	81.3	24.092	118.1	1:38.438		88.98	2.399	11:43:22.021
13 -	31.227	96.4	43.782	78.9	25.852	88.8	1:40.861		86.85	4.822	11:45:02.882

P10 82 A Mike BAINBRIDGE Brabham BT35

IDEAL LAP TIME : 1:36.332 BEST LAP TIME : 1:36.444 DIFFERENCE : 0.112

LAP	SECTOR 1		SECTOR 2		SECTOR 3		LAP TIME		MPH	DIFF	TIME OF DAY
1 -	OUTLAP	81.5	53.089	63.6	28.629	115.1	2:00.459		72.72	24.015	11:25:40.665
2 -	35.883	93.3	51.086	73.8	26.570	121.7	1:53.539		77.15	17.095	11:27:34.204
3 -	33.790	93.8	48.871	76.4	25.364	126.1	1:48.025		81.09	11.581	11:29:22.229
4 -	31.800	95.5	45.686	79.7	24.149	127.5	1:41.635		86.18	5.191	11:31:03.864
5 -	30.634	98.1	44.915	85.2	23.636	127.5	1:39.185		88.31	2.741	11:32:43.049
6 -	30.321	101.0	44.277	83.4	25.034	115.9	1:39.632		87.92	3.188	11:34:22.681
7 -	31.943	98.6	44.540	81.4	23.502	127.5	1:39.985		87.61	3.541	11:36:02.666
8 -	30.372	104.5	44.472	78.6	23.707	127.0	1:38.551		88.88	2.107	11:37:41.217
9 -	31.071	103.0	46.432	85.5	23.187	127.8	1:40.690		86.99	4.246	11:39:21.907
10 -	30.767	98.5	43.820	86.9	23.282	128.3	1:37.869	**(3)**	89.50	1.425	11:40:59.776
11 -	***29.812***	105.0	43.573	***87.7***	23.059	127.8	***1:36.444***	**(1)**	***90.82***		***11:42:36.220***
12 -	29.956	***106.1***	***43.543***	86.4	***22.977***	***128.8***	1:36.476	**(2)**	90.79	0.032	11:44:12.696

P11 99 E Matthew WURR McLaren M10B

IDEAL LAP TIME : 1:35.370 BEST LAP TIME : 1:36.577 DIFFERENCE : 1.207

LAP	SECTOR 1		SECTOR 2		SECTOR 3		LAP TIME		MPH	DIFF	TIME OF DAY
1 -	OUTLAP	88.0	51.017	67.5	26.106	129.8	2:01.773		71.93	25.196	11:25:48.045
2 -	34.100	82.7	50.160	76.0	24.848	132.1	1:49.108		80.28	12.531	11:27:37.153
3 -	32.584	92.3	46.381	77.6	23.650	134.2	1:42.615		85.36	6.038	11:29:19.768
4 -	32.114	93.5	45.323	78.7	23.790	133.9	1:41.227		86.53	4.650	11:31:00.995
5 -	31.387	99.8	44.562	81.1	23.190	134.4	1:39.139		88.35	2.562	11:32:40.134
6 -	31.225	101.2	44.077	83.3	23.518	134.7	1:38.820		88.64	2.243	11:34:18.954
7 -	31.122	100.7	43.738	85.0	23.131	135.0	1:37.991		89.39	1.414	11:35:56.945
8 -	30.714	***110.9***	43.434	88.0	22.513	137.7	1:36.661	**(2)**	90.62	0.084	11:37:33.606
9 -	31.762	105.5	43.437	86.2	22.571	136.1	1:37.770		89.59	1.193	11:39:11.376
10 -	31.184	105.6	***43.189***	89.8	***22.204***	137.7	***1:36.577***	**(1)**	***90.70***		***11:40:47.953***
11 -	***29.977***	105.5	44.452	***90.4***	22.614	***138.6***	1:37.043	**(3)**	90.26	0.466	11:42:24.996
12 -	31.380	103.7	43.387	86.0	22.693	137.5	1:37.460		89.88	0.883	11:44:02.456

HSCC Aurora Trophy Series with The Geoff Lees Trophy

QUALIFYING - RACE 6 - SECTOR ANALYSIS

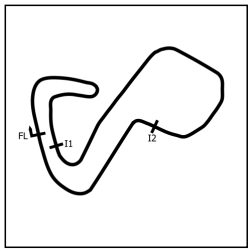

SECTOR 1 = FL to I1, SECTOR 2 = I1 to I2, SECTOR 3 = I2 to FL, DIFF = Difference To Personal Best Lap, P = Crossed Finish Line in Pit Lane, D = Time Disallowed

P12 16 A Jeremy CAINE — March 712

IDEAL LAP TIME : 1:36.882 BEST LAP TIME : 1:36.882 DIFFERENCE : 0.000

LAP	SECTOR 1		SECTOR 2		SECTOR 3		LAP TIME		MPH	DIFF	TIME OF DAY
1 -	OUTLAP	82.8	54.067	74.7	25.564	112.7	2:00.956		72.42	24.074	11:27:37.390
2 -	33.213	96.8	47.598	78.7	25.028	116.3	1:45.839		82.76	8.957	11:29:23.229
3 -	31.345	100.3	46.344	84.5	23.522	120.6	1:41.211		86.55	4.329	11:31:04.440
4 -	31.229	99.2	44.751	82.5	23.266	120.0	1:39.246		88.26	2.364	11:32:43.686
5 -	30.517	98.3	44.453	82.2	23.380	117.7	1:38.350	(3)	89.06	1.468	11:34:22.036
6 -	30.513	100.0	44.523	87.3	22.979	118.9	1:38.015	(2)	89.37	1.133	11:36:00.051
7 -	***30.080***	***104.6***	***43.912***	89.3	***22.890***	***120.9***	***1:36.882***	(1)	***90.41***		***11:37:36.933***
8 -	30.627	87.7	52.888	69.5	24.664	117.9	1:48.179		80.97	11.297	11:39:25.112
9 -	31.013	101.9	44.056	***90.1***	23.526	118.3	1:38.595		88.84	1.713	11:41:03.707
10 -	31.034	97.3	44.891	84.7	24.062	115.7	1:39.987		87.60	3.105	11:42:43.694

P13 5 E Keith NORRIS — Mclaren M10B

IDEAL LAP TIME : 1:38.718 BEST LAP TIME : 1:38.718 DIFFERENCE : 0.000

LAP	SECTOR 1		SECTOR 2		SECTOR 3		LAP TIME		MPH	DIFF	TIME OF DAY
1 -	OUTLAP	67.2	1:00.513	57.6	28.266	114.9	2:16.928		63.97	38.210	11:26:06.557
2 -	35.209	80.6	50.505	65.4	24.473	119.6	1:50.187		79.49	11.469	11:27:56.744
3 -	33.652	88.8	46.361	76.1	23.676	131.8	1:43.689		84.48	4.971	11:29:40.433
4 -	32.122	90.9	48.322	72.0	24.219	127.3	1:44.663		83.69	5.945	11:31:25.096
5 -	33.324	85.3	46.420	74.8	23.302	132.1	1:43.046		85.00	4.328	11:33:08.142
6 -	32.168	86.3	45.832	77.8	23.020	132.1	1:41.020	(3)	86.71	2.302	11:34:49.162
7 -	***31.357***	93.2	***44.426***	76.9	***22.935***	***136.6***	***1:38.718***	(1)	***88.73***		***11:36:27.880***
8 -	33.304	***95.5***	55.709	75.8	23.722	130.0	1:52.735		77.70	14.017	11:38:20.615
9 -	33.589	86.2	47.625	75.6	23.996	122.9	1:45.210		83.26	6.492	11:40:05.825
10 -	32.587	94.9	45.106	***81.7***	23.185	109.2	1:40.878	(2)	86.83	2.160	11:41:46.703

P14 28 GLD George FOWLER — Reynard SF84

IDEAL LAP TIME : 1:39.657 BEST LAP TIME : 1:39.760 DIFFERENCE : 0.103

LAP	SECTOR 1		SECTOR 2		SECTOR 3		LAP TIME		MPH	DIFF	TIME OF DAY
1 -	OUTLAP	75.4	53.166	65.5	27.372	111.1	2:03.912		70.69	24.152	11:25:48.004
2 -	35.171	88.4	49.606	74.0	25.800	115.5	1:50.577		79.21	10.817	11:27:38.581
3 -	32.864	91.6	47.544	75.9	25.140	***116.5***	1:45.548		82.99	5.788	11:29:24.129
4 -	32.010	96.1	46.702	81.1	24.697	116.3	1:43.409		84.71	3.649	11:31:07.538
5 -	31.307	97.5	45.381	82.5	24.652	115.3	1:41.340		86.44	1.580	11:32:48.878
6 -	31.509	97.8	45.277	81.4	24.471	115.3	1:41.257		86.51	1.497	11:34:30.135
7 -	31.389	96.6	45.314	84.6	24.339	115.3	1:41.042		86.69	1.282	11:36:11.177
8 -	31.420	97.3	46.478	77.1	25.150	113.5	1:43.048		85.00	3.288	11:37:54.225
9 -	31.216	96.4	44.927	82.7	***24.271***	115.7	1:40.414	(3)	87.23	0.654	11:39:34.639
10 -	31.196	96.4	47.635	74.4	25.457	114.1	1:44.288		83.99	4.528	11:41:18.927
11 -	***30.809***	***98.5***	***44.577***	82.7	24.374	115.1	***1:39.760***	(1)	***87.80***		***11:42:58.687***
12 -	31.039	97.6	44.944	***86.2***	24.316	108.5	1:40.299	(2)	87.33	0.539	11:44:38.986

P15 37 E Adam SIMMONDS — Lola T142

IDEAL LAP TIME : 1:50.669 BEST LAP TIME : 1:50.670 DIFFERENCE : 0.001

LAP	SECTOR 1		SECTOR 2		SECTOR 3		LAP TIME		MPH	DIFF	TIME OF DAY
1 -	OUTLAP	73.5	57.173	61.7	28.024	108.9	2:11.281		66.72	20.611	11:25:56.230
2 -	37.860	75.9	53.764	66.9	27.815	108.5	1:59.439		73.34	8.769	11:27:55.669
3 -	37.517	80.0	54.169	64.1	27.569	108.5	1:59.255		73.45	8.585	11:29:54.924
4 -	36.262	81.7	52.942	72.0	27.430	108.9	1:56.634		75.10	5.964	11:31:51.558
5 -	35.940	83.9	51.586	74.8	26.553	112.0	1:54.079		76.78	3.409	11:33:45.637
6 -	35.610	83.3	52.176	69.8	26.797	111.2	1:54.583		76.44	3.913	11:35:40.220
7 -	35.305	84.7	49.972	***75.5***	26.333	***112.9***	1:51.610	(2)	78.48	0.940	11:37:31.830
8 -	35.366	87.0	52.764	70.2	27.293	108.4	1:55.423		75.89	4.753	11:39:27.253
9 -	35.739	85.4	50.173	75.3	26.078	111.2	1:51.990	(3)	78.21	1.320	11:41:19.243
10 -	***35.198***	83.2	50.514	69.4	26.509	112.0	1:52.221		78.05	1.551	11:43:11.464
11 -	35.199	***87.8***	***49.417***	72.8	***26.054***	112.7	***1:50.670***	(1)	***79.15***		***11:45:02.134***

Weather / Track : Cloudy / Dry

Brands Hatch GP: 2.4332 miles
Date: 09/07/2022 Start: 11:23 Finish: 11:43

HSCC Aurora Trophy Series with The Geoff Lees Trophy

QUALIFYING - RACE 6 - SECTOR ANALYSIS

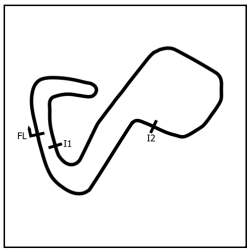

SECTOR 1 = FL to I1, SECTOR 2 = I1 to I2, SECTOR 3 = I2 to FL, DIFF = Difference To Personal Best Lap, P = Crossed Finish Line in Pit Lane, D = Time Disallowed

P16 15 B Mark GOODYEAR March 75B

IDEAL LAP TIME : 1:53.219 BEST LAP TIME : 1:53.464 DIFFERENCE : 0.245

LAP	SECTOR 1		SECTOR 2		SECTOR 3		LAP TIME		MPH	DIFF	TIME OF DAY
1 -	OUTLAP	87.7	53.789	69.9	27.946	101.8	2:02.178		71.69	8.714	11:25:45.257
2 -	35.857	83.4	53.556	***77.4***	27.379	107.0	1:56.792	**(3)**	75.00	3.328	11:27:42.049
3 -	34.490	***89.1***	***51.746***	73.8	***27.228***	100.9	***1:53.464***	**(1)**	***77.20***		***11:29:35.513***
4 -	35.545	83.0	53.368	74.7	27.363	***107.2***	1:56.276	**(2)**	75.33	2.812	11:31:31.789

Weather / Track : Cloudy / Dry

Brands Hatch GP: 2.4332 miles
Date: 09/07/2022 Start: 11:23 Finish: 11:43

HSCC Aurora Trophy Series with The Geoff Lees Trophy

QUALIFYING - RACE 6 - BEST SECTORS

	SECTOR 1			SECTOR 2			SECTOR 3			IDEAL / BEST COMPARISON					
POS	NO	NAME	TIME	NO	NAME	TIME	NO	NAME	TIME	POS	NO	NAME	IDEAL	BEST	DIFF
												PERFECT LAP	1:25.900		
1	34	STRETTON	27.162	34	STRETTON	38.082	34	STRETTON	20.656	1	34	STRETTON	1:25.900	1:25.999	0.099
2	7	GLOVER	27.801	7	GLOVER	38.696	7	GLOVER	20.808	2	7	GLOVER	1:27.305	1:27.629	0.324
3	17	BLETSOE-BROWN	28.223	17	BLETSOE-BROWN	39.700	17	BLETSOE-BROWN	21.078	3	17	BLETSOE-BROWN	1:29.001	1:29.368	0.367
4	194	FRIEDL	28.731	30	CAMPFIELD	40.649	30	CAMPFIELD	21.439	4	30	CAMPFIELD	1:31.081	1:31.207	0.126
5	30	CAMPFIELD	28.993	194	FRIEDL	41.355	194	FRIEDL	22.137	5	194	FRIEDL	1:32.223	1:32.716	0.493
6	49	LANE	29.599	110	PYETT	41.807	99	WURR	22.204	6	26	WILTSCHEGG	1:34.808	1:35.090	0.282
7	82	BAINBRIDGE	29.812	26	WILTSCHEGG	42.312	26	WILTSCHEGG	22.579	7	110	PYETT	1:35.267	1:35.421	0.154
8	46	SMITH	29.876	46	SMITH	42.869	49	LANE	22.842	8	99	WURR	1:35.370	1:36.577	1.207
9	26	WILTSCHEGG	29.917	49	LANE	43.165	16	CAINE	22.890	9	49	LANE	1:35.606	1:36.021	0.415
10	99	WURR	29.977	99	WURR	43.189	5	NORRIS	22.935	10	46	SMITH	1:35.874	1:36.039	0.165
11	16	CAINE	30.080	82	BAINBRIDGE	43.543	110	PYETT	22.973	11	82	BAINBRIDGE	1:36.332	1:36.444	0.112
12	110	PYETT	30.487	16	CAINE	43.912	82	BAINBRIDGE	22.977	12	16	CAINE	1:36.882	1:36.882	0.000
13	28	FOWLER	30.809	5	NORRIS	44.426	46	SMITH	23.129	13	5	NORRIS	1:38.718	1:38.718	0.000
14	5	NORRIS	31.357	28	FOWLER	44.577	28	FOWLER	24.271	14	28	FOWLER	1:39.657	1:39.760	0.103
15	15	GOODYEAR	34.245	37	SIMMONDS	49.417	37	SIMMONDS	26.054	15	37	SIMMONDS	1:50.669	1:50.670	0.001
16	37	SIMMONDS	35.198	15	GOODYEAR	51.746	15	GOODYEAR	27.228	16	15	GOODYEAR	1:53.219	1:53.464	0.245

Weather / Track : Cloudy / Dry

Brands Hatch GP: 2.4332 miles
Date: 09/07/2022 Start: 11:23 Finish: 11:43

Results can be found at www.tsl-timing.com

Printed - 11:47 Saturday, 09 July 2022

HSCC Aurora Trophy Series with The Geoff Lees Trophy

QUALIFYING - RACE 6 - BEST SPEEDS

	INTERMEDIATE 1			INTERMEDIATE 2			FINISH LINE		
POS	NO	NAME	MPH	NO	NAME	MPH	NO	NAME	MPH
1	34	STRETTON	118.7	34	STRETTON	105.1	7	GLOVER	147.4
2	7	GLOVER	113.3	194	FRIEDL	98.3	30	CAMPFIELD	146.8
3	17	BLETSOE-BROWN	110.9	17	BLETSOE-BROWN	96.6	99	WURR	138.6
4	99	WURR	110.9	7	GLOVER	94.6	34	STRETTON	138.0
5	49	LANE	107.3	99	WURR	90.4	5	NORRIS	136.6
6	82	BAINBRIDGE	106.1	16	CAINE	90.1	17	BLETSOE-BROWN	134.4
7	110	PYETT	106.0	30	CAMPFIELD	89.8	82	BAINBRIDGE	128.8
8	16	CAINE	104.6	26	WILTSCHEGG	89.2	110	PYETT	125.9
9	194	FRIEDL	104.3	46	SMITH	88.3	49	LANE	125.4
10	30	CAMPFIELD	104.2	110	PYETT	87.9	194	FRIEDL	122.6
11	26	WILTSCHEGG	103.7	82	BAINBRIDGE	87.7	26	WILTSCHEGG	122.0
12	46	SMITH	99.8	49	LANE	87.2	46	SMITH	121.1
13	28	FOWLER	98.5	28	FOWLER	86.2	16	CAINE	120.9
14	5	NORRIS	95.5	5	NORRIS	81.7	28	FOWLER	116.5
15	15	GOODYEAR	89.1	15	GOODYEAR	77.4	37	SIMMONDS	112.9
16	37	SIMMONDS	87.8	37	SIMMONDS	75.5	15	GOODYEAR	107.2

Weather / Track : Cloudy / Dry

Brands Hatch GP: 2.4332 miles
Date: 09/07/2022 Start: 11:23 Finish: 11:43

Results can be found at www.tsl-timing.com

Printed - 11:47 Saturday, 09 July 2022

HSCC Aurora Trophy Series with The Geoff Lees Trophy

QUALIFYING - RACE 6 - STATISTICS

Competitors Started	16
Planned Start	2022-07-09 @ 11:35:00.000
Actual Start	2022-07-09 @ 11:23:30.315
Finish Time	2022-07-09 @ 11:43:32.527
Track Length	2.4332mi.
Total Laps	167
Total Distance Covered	406.3593mi.

Session Fastest Lap History

NO	CL	NAME	LAP TIME	TIME OF DAY	LAP	VEHICLE
7	F	**Neil GLOVER**	**1:29.407**	11:26:50.797	2	Chevron B37
7	F	**Neil GLOVER**	**1:28.740**	11:28:19.538	3	Chevron B37
7	F	**Neil GLOVER**	**1:28.561**	11:29:48.098	4	Chevron B37
34	C	**Martin STRETTON**	**1:28.008**	11:30:23.263	4	March 712
34	C	**Martin STRETTON**	**1:27.168**	11:31:50.433	5	March 712
34	C	**Martin STRETTON**	**1:25.999**	11:43:48.897	11	March 712

Flag History

TYPE	TIME OF DAY
GREEN	11:23:30.315
FINISH	11:43:32.527

Flag Statistics

TYPE	COUNT	TOTAL LAPS	TOTAL TIME
Green	1	13	21:46.596
Red	0	0	0.000
Safety Car	0	0	0.000
FCY	0	0	0.000

Weather / Track : Cloudy / Dry

Brands Hatch GP: 2.4332 miles
Date: 09/07/2022 Start: 11:23 Finish: 11:43

HSCC Aurora Trophy Series with The Geoff Lees Trophy

QUALIFYING - RACE 6 - STATISTICS

CLASS : A

3 Starters

Fastest Lap History

NO	NAME	LAP TIME	TIME OF DAY	LAP	VEHICLE
110	**Daniel PYETT**	**1:36.882**	11:27:14.268	2	Tecno F2
110	**Daniel PYETT**	**1:35.819**	11:41:37.623	9	Tecno F2
110	**Daniel PYETT**	**1:35.421**	11:43:13.045	10	Tecno F2

Weather / Track : Cloudy / Dry

Brands Hatch GP: 2.4332 miles
Date: 09/07/2022 Start: 11:23 Finish: 11:43

HSCC Aurora Trophy Series with The Geoff Lees Trophy

QUALIFYING - RACE 6 - STATISTICS

CLASS : B

4 Starters

Fastest Lap History

NO	NAME	LAP TIME	TIME OF DAY	LAP	VEHICLE
49	**Mike LANE**	**1:40.106**	11:27:15.720	2	Chevron B49
194	**Martin FRIEDL**	**1:36.165**	11:28:43.602	2	Brabham BT40
194	**Martin FRIEDL**	**1:33.429**	11:30:17.030	3	Brabham BT40
194	**Martin FRIEDL**	**1:32.716**	11:34:57.031	6	Brabham BT40

Weather / Track : Cloudy / Dry

Brands Hatch GP: 2.4332 miles
Date: 09/07/2022 Start: 11:23 Finish: 11:43

HSCC Aurora Trophy Series with The Geoff Lees Trophy

QUALIFYING - RACE 6 - STATISTICS

CLASS : C

2 Starters

Fastest Lap History

NO	NAME	LAP TIME	TIME OF DAY	LAP	VEHICLE
17	**Michael BLETSOE-BROWN**	**1:33.550**	11:27:10.013	2	Chevron B27
17	**Michael BLETSOE-BROWN**	**1:31.944**	11:28:41.956	3	Chevron B27
17	**Michael BLETSOE-BROWN**	**1:29.586**	11:30:11.540	4	Chevron B27
34	**Martin STRETTON**	**1:28.008**	11:30:23.263	4	March 712
34	**Martin STRETTON**	**1:27.168**	11:31:50.433	5	March 712
34	**Martin STRETTON**	**1:25.999**	11:43:48.897	11	March 712

HSCC Aurora Trophy Series with The Geoff Lees Trophy

QUALIFYING - RACE 6 - STATISTICS

CLASS : E

3 Starters

Fastest Lap History

NO	NAME	LAP TIME	TIME OF DAY	LAP	VEHICLE
99	**Matthew WURR**	**1:49.108**	11:27:37.171	2	McLaren M10B
99	**Matthew WURR**	**1:42.615**	11:29:19.786	3	McLaren M10B
99	**Matthew WURR**	**1:41.227**	11:31:01.013	4	McLaren M10B
99	**Matthew WURR**	**1:39.139**	11:32:40.152	5	McLaren M10B
99	**Matthew WURR**	**1:38.820**	11:34:18.972	6	McLaren M10B
99	**Matthew WURR**	**1:37.991**	11:35:56.963	7	McLaren M10B
99	**Matthew WURR**	**1:36.661**	11:37:33.623	8	McLaren M10B
99	**Matthew WURR**	**1:36.577**	11:40:47.970	10	McLaren M10B

Weather / Track : Cloudy / Dry

Brands Hatch GP: 2.4332 miles
Date: 09/07/2022 Start: 11:23 Finish: 11:43

HSCC Aurora Trophy Series with The Geoff Lees Trophy

QUALIFYING - RACE 6 - STATISTICS

CLASS : F

2 Starters

Fastest Lap History

NO	NAME	LAP TIME	TIME OF DAY	LAP	VEHICLE
7	**Neil GLOVER**	**1:29.407**	11:26:50.797	2	Chevron B37
7	**Neil GLOVER**	**1:28.740**	11:28:19.538	3	Chevron B37
7	**Neil GLOVER**	**1:28.561**	11:29:48.098	4	Chevron B37
7	**Neil GLOVER**	**1:27.629**	11:39:26.266	7	Chevron B37

HSCC Aurora Trophy Series with The Geoff Lees Trophy

QUALIFYING - RACE 6 - STATISTICS

CLASS : GLD

1 Starters

Fastest Lap History

NO	NAME	LAP TIME	TIME OF DAY	LAP	VEHICLE
28	**George FOWLER**	**1:50.577**	11:27:38.586	2	Reynard SF84
28	**George FOWLER**	**1:45.548**	11:29:24.134	3	Reynard SF84
28	**George FOWLER**	**1:43.409**	11:31:07.543	4	Reynard SF84
28	**George FOWLER**	**1:41.340**	11:32:48.884	5	Reynard SF84
28	**George FOWLER**	**1:41.257**	11:34:30.141	6	Reynard SF84
28	**George FOWLER**	**1:41.042**	11:36:11.183	7	Reynard SF84
28	**George FOWLER**	**1:40.414**	11:39:34.645	9	Reynard SF84
28	**George FOWLER**	**1:39.760**	11:42:58.693	11	Reynard SF84

Weather / Track : Cloudy / Dry

Brands Hatch GP: 2.4332 miles
Date: 09/07/2022 Start: 11:23 Finish: 11:43

HSCC Aurora Trophy Series with The Geoff Lees Trophy

QUALIFYING - RACE 6 - STATISTICS

CLASS : GLC

1 Starters

Fastest Lap History

NO	NAME	LAP TIME	TIME OF DAY	LAP	VEHICLE
46	**Paul SMITH**	**1:39.067**	11:27:04.265	2	Ralt RT30
46	**Paul SMITH**	**1:37.556**	11:30:22.265	4	Ralt RT30
46	**Paul SMITH**	**1:37.314**	11:31:59.578	5	Ralt RT30
46	**Paul SMITH**	**1:37.171**	11:35:14.680	7	Ralt RT30
46	**Paul SMITH**	**1:36.039**	11:38:28.956	9	Ralt RT30

Weather / Track : Cloudy / Dry

Brands Hatch GP: 2.4332 miles
Date: 09/07/2022 Start: 11:23 Finish: 11:43

Sheet No:	Issue Time:

HSCC Aurora Trophy Series with The Geoff Lees Trophy

RACE 6 - GRID (20 minutes)

ROW 9	17	74	Michael LYONS		18	6	Frank LYONS
ROW 8	15	37	Adam SIMMONDS	1:50.670	16	15	Mark GOODYEAR	1:53.464
ROW 7	13	5	Keith NORRIS	1:38.718	14	28	George FOWLER	1:39.760
ROW 6	11	99	Matthew WURR	1:36.577	12	16	Jeremy CAINE	1:36.882
ROW 5	9	46	Paul SMITH	1:36.039	10	82	Mike BAINBRIDGE	1:36.444
ROW 4	7	110	Daniel PYETT	1:35.421	8	49	Mike LANE	1:36.021
ROW 3	5	194	Martin FRIEDL	1:32.716	6	26	Roland WILTSCHEGG	1:35.090
ROW 2	3	17	Michael BLETSOE-BROWN	1:29.368	4	30	Paul CAMPFIELD	1:31.207
ROW 1	1	34	Martin STRETTON	1:25.999	2	7	Neil GLOVER	1:27.629

Pole

Cars 6 & 74 allowed to start from the back of the grid.

Brands Hatch GP: 2.4332 miles

These results are provisional until the conclusion of any judicial and technical matters.

Clerk Of Course : Julian Floyd	Stewards :	Timekeeper : Nick Palmer

Sheet No:	Issue Time:

HSCC Aurora Trophy Series with The Geoff Lees Trophy

RACE 6 - CLASSIFICATION

POS	NO	CL	PIC	NAME	ENTRY	LAPS	TIME	GAP	DIFF	MPH	BEST	ON
1	**74**	F	1	Michael LYONS	Gurney Eagle FA74	**11**	15:54.080			100.99	**1:23.352**	6
2	**34**	C	1	Martin STRETTON	March 712	**11**	16:22.503	**28.423**	28.423	98.07	**1:27.402**	6
3	**7**	F	2	Neil GLOVER	Chevron B37	**11**	16:33.483	**39.403**	10.980	96.99	**1:27.687**	4
4	**30**	F	3	Paul CAMPFIELD	Chevron B24	**11**	16:50.878	**56.798**	17.395	95.32	**1:30.643**	11
5	**17**	C	2	Michael BLETSOE-BROWN	Chevron B27	**11**	16:52.252	**58.172**	1.374	95.19	**1:30.223**	11
6	**26**	B	1	Roland WILTSCHEGG	Chevron B39	**11**	17:22.169	**1:28.089**	29.917	92.45	**1:33.196**	4
7	**49**	B	2	Mike LANE	Chevron B49	**10**	16:02.256	**1 Lap**	1 Lap	91.03	**1:34.604**	5
8	**99**	E	1	Matthew WURR	McLaren M10B	**10**	16:23.480	**1 Lap**	21.224	89.06	**1:36.953**	6
9	**46**	GLC	1	Paul SMITH	Ralt RT30	**10**	16:25.766	**1 Lap**	2.286	88.86	**1:36.523**	2
10	**6**	E	2	Frank LYONS	McRae GM1	**10**	16:34.236	**1 Lap**	8.470	88.10	**1:35.960**	6
11	**16**	A	1	Jeremy CAINE	March 712	**10**	16:40.367	**1 Lap**	6.131	87.56	**1:38.301**	10
12	**15**	B	3	Mark GOODYEAR	March 75B	**10**	16:47.299	**1 Lap**	6.932	86.96	**1:36.524**	10
13	**28**	GLD	1	George FOWLER	Reynard SF84	**10**	17:16.336	**1 Lap**	29.037	84.52	**1:41.425**	6
14	**37**	E	3	Adam SIMMONDS	Lola T142	**9**	17:21.940	**2 Laps**	1 Lap	75.66	**1:51.849**	9
					NOT CLASSIFIED							
DNF	**194**	B		Martin FRIEDL	Brabham BT40	**9**	15:11.650	**2 Laps**		86.47	**1:32.480**	5
DNF	**82**	A		Mike BAINBRIDGE	Brabham BT35	**7**	11:35.094	**4 Laps**	2 Laps	88.21	**1:35.952**	6
DNF	**5**	E		Keith NORRIS	Mclaren M10B	**7**	12:02.202	**4 Laps**	27.108	84.90	**1:38.234**	5
DNF	**110**	A		Daniel PYETT	Tecno F2	**0**						

FASTEST LAP

74	F	Michael LYONS	Gurney Eagle FA74	**6**	1:23.352	105.09 mph	169.13 kph
34	C	Martin STRETTON	March 712	**6**	1:27.402	100.22 mph	161.29 kph
194	B	Martin FRIEDL	Brabham BT40	**5**	1:32.480	94.72 mph	152.43 kph
82	A	Mike BAINBRIDGE	Brabham BT35	**6**	1:35.952	91.29 mph	146.92 kph
6	E	Frank LYONS	McRae GM1	**6**	1:35.960	91.28 mph	146.91 kph
46	GLC	Paul SMITH	Ralt RT30	**2**	1:36.523	90.75 mph	146.05 kph
28	GLD	George FOWLER	Reynard SF84	**6**	1:41.425	86.36 mph	138.99 kph

Race Distance: 11 Laps / 26.76 miles
Brands Hatch GP: 2.4332 miles
Date: 09/07/2022 Start: 17:10 Finish: 17:26

Weather / Track : Sunny / Dry
These results are provisional until the conclusion of any judicial and technical matters.

Clerk Of Course : Julian Floyd	Stewards :	Timekeeper : Nick Palmer

HSCC Aurora Trophy Series with The Geoff Lees Trophy

RACE 6 - LAP CHART

LAP 1		@ 17:12:31.696
NO	BEHIND	LAP TIME
34		1:32.421
7	0.502	1:32.923
30	1.038	1:33.459
17	3.851	1:36.272
74	5.212	1:37.633
194	5.753	1:38.174
26	8.643	1:41.064
49	9.882	1:42.303
46	10.630	1:43.051
99	14.299	1:46.720
82	14.800	1:47.221
16	16.025	1:48.446
15	17.626	1:50.047
6	18.239	1:50.660
28	18.381	1:50.802
5	23.435	1:55.856
37	30.810	2:03.231

LAP 2		@ 17:14:00.209
NO	BEHIND	LAP TIME
34		1:28.513
7	0.264	1:28.275
74	2.449	1:25.750
30	4.018	1:31.493
17	7.148	1:31.810
194	11.603	1:34.363
26	14.544	1:34.414
49	16.113	1:34.744
46	18.640	1:36.523
99	23.728	1:37.942
82	24.479	1:38.192
16	26.275	1:38.763
6	26.886	1:37.160
15	29.880	1:40.767
28	33.329	1:43.461
5	36.490	1:41.568
37	57.491	1:55.194

LAP 3		@ 17:15:27.867
NO	BEHIND	LAP TIME
74		1:25.209
34	0.701	1:28.359
7	2.092	1:29.486
30	7.383	1:31.023
17	10.884	1:31.394
194	19.790	1:35.845
26	20.585	1:33.699
49	23.736	1:35.281
46	28.081	1:37.099
99	34.196	1:38.126
82	35.278	1:38.457
16	37.542	1:38.925
6	37.675	1:38.447
15	44.023	1:41.801
5	48.726	1:39.894
28	48.752	1:43.081

LAP 4		@ 17:16:52.477
NO	BEHIND	LAP TIME
74		1:24.610
37	1 Lap	1:56.878
34	3.605	1:27.514
7	5.169	1:27.687
30	13.739	1:30.966
17	18.051	1:31.777
194	28.792	1:33.612
26	29.171	1:33.196
49	34.104	1:34.978
46	40.626	1:37.155
99	47.414	1:37.828
82	50.375	1:39.707
6	53.362	1:40.297
16	55.184	1:42.252
15	1:00.446	1:41.033
5	1:02.447	1:38.331
28	1:08.277	1:44.135

LAP 5		@ 17:18:16.198
NO	BEHIND	LAP TIME
74		1:23.721
34	8.244	1:28.360
7	10.074	1:28.626
30	21.897	1:31.879
17	26.451	1:32.121
37	1 Lap	1:57.549
194	37.551	1:32.480
26	38.685	1:33.235
49	44.987	1:34.604
46	53.827	1:36.922
99	1:00.814	1:37.121
82	1:03.644	1:36.990
6	1:05.953	1:36.312
16	1:10.982	1:39.519
5	1:16.960	1:38.234
15	1:17.111	1:40.386

Weather / Track : Sunny / Dry

Brands Hatch GP: 2.4332 miles
Date: 09/07/2022 Start: 17:10 Finish: 17:26

HSCC Aurora Trophy Series with The Geoff Lees Trophy

RACE 6 - LAP CHART

LAP 6		@ 17:19:39.550
NO	BEHIND	LAP TIME
74		1:23.352
28	1 Lap	1:42.783
34	12.294	1:27.402
7	15.473	1:28.751
30	30.239	1:31.694
17	34.492	1:31.393
194	47.584	1:33.385
26	48.681	1:33.348
49	57.973	1:36.338
37	1 Lap	1:55.287
46	1:08.005	1:37.530
99	1:14.415	1:36.953
82	1:16.244	1:35.952
6	1:18.561	1:35.960

LAP 7		@ 17:21:05.323
NO	BEHIND	LAP TIME
74		1:25.773
16	1 Lap	1:38.303
5	1 Lap	1:41.102
15	1 Lap	1:42.507
34	14.569	1:28.048
7	19.301	1:29.601
28	1 Lap	1:41.425
30	36.306	1:31.840
17	40.051	1:31.332
26	57.571	1:34.663
194	1:04.724	1:42.913
49	1:07.092	1:34.892
46	1:19.894	1:37.662
99	1:25.876	1:37.234
82	1:29.046	1:38.575

LAP 8		@ 17:22:34.561
NO	BEHIND	LAP TIME
74		1:29.238
6	1 Lap	1:38.218
37	2 Laps	1:54.723
16	1 Lap	1:38.500
34	14.678	1:29.347
15	1 Lap	1:39.783
7	22.876	1:32.813
5	1 Lap	1:47.217
28	1 Lap	1:42.055
30	39.165	1:32.097
17	42.552	1:31.739
26	1:02.458	1:34.125
49	1:13.931	1:36.077
194	1:23.924	1:48.438

LAP 9		@ 17:24:01.223
NO	BEHIND	LAP TIME
74		1:26.662
46	1 Lap	1:38.781
99	1 Lap	1:37.071
6	1 Lap	1:38.715
34	18.026	1:30.010
16	1 Lap	1:38.762
7	29.369	1:33.155
15	1 Lap	1:37.803
37	2 Laps	1:53.880
30	46.960	1:34.457
17	48.548	1:32.658
28	1 Lap	1:43.038
26	1:11.237	1:35.441
49	1:23.306	1:36.037

LAP 10		@ 17:25:27.701
NO	BEHIND	LAP TIME
74		1:26.478
46	1 Lap	1:38.712
99	1 Lap	1:37.019
34	22.525	1:30.977
6	1 Lap	1:39.722
16	1 Lap	1:38.596
7	33.920	1:31.029
15	1 Lap	1:36.648
194	1 Lap	2:12.440
30	51.809	1:31.327
17	53.603	1:31.533
37	2 Laps	1:53.349
28	1 Lap	1:42.281
26	1:19.055	1:34.296

Weather / Track : Sunny / Dry

Brands Hatch GP: 2.4332 miles
Date: 09/07/2022 Start: 17:10 Finish: 17:26

HSCC Aurora Trophy Series with The Geoff Lees Trophy

RACE 6 - LAP CHART

LAP 11		@ 17:26:53.355
NO	BEHIND	LAP TIME
74		1:25.654
49	1 Lap	1:37.002
34	28.423	1:31.552
99	1 Lap	1:37.466
46	1 Lap	1:42.331
7	39.403	1:31.137
6	1 Lap	1:38.745
16	1 Lap	1:38.301
15	1 Lap	1:36.524
30	56.798	1:30.643
17	58.172	1:30.223
28	1 Lap	1:43.275
37	2 Laps	1:51.849
26	1:28.089	1:34.688

Weather / Track : Sunny / Dry

Brands Hatch GP: 2.4332 miles
Date: 09/07/2022 Start: 17:10 Finish: 17:26

HSCC Aurora Trophy Series with The Geoff Lees Trophy

RACE 6 - SECTOR ANALYSIS

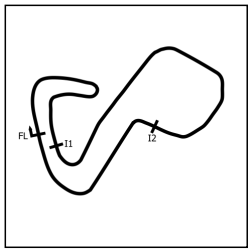

SECTOR 1 = FL to I1, SECTOR 2 = I1 to I2, SECTOR 3 = I2 to FL, DIFF = Difference To Personal Best Lap, P = Crossed Finish Line in Pit Lane, D = Time Disallowed

P1 74 F Michael LYONS — Gurney Eagle FA74

IDEAL LAP TIME : 1:23.254 BEST LAP TIME : 1:23.352 DIFFERENCE : 0.098

LAP	SECTOR 1		SECTOR 2		SECTOR 3		LAP TIME		MPH	DIFF	TIME OF DAY
1 -		113.3	39.608	***104.2***	20.536	142.4	1:37.633		89.72	14.281	17:12:36.908
2 -	27.548	112.9	37.744	103.2	20.458	143.7	1:25.750		102.15	2.398	17:14:02.658
3 -	26.997	122.4	37.755	90.6	20.457	144.9	1:25.209		102.80	1.857	17:15:27.867
4 -	27.285	118.3	37.116	101.8	20.209	144.9	1:24.610	**(3)**	103.53	1.258	17:16:52.477
5 -	26.943	121.7	37.031	97.5	***19.747***	147.1	1:23.721	**(2)**	104.63	0.369	17:18:16.198
6 -	***26.585***	***124.9***	***36.922***	94.7	19.845	***148.4***	***1:23.352***	**(1)**	***105.09***		***17:19:39.550***
7 -	27.176	118.3	38.471	97.1	20.126	146.5	1:25.773		102.12	2.421	17:21:05.323
8 -	27.606	111.6	39.960	82.4	21.672	144.6	1:29.238		98.16	5.886	17:22:34.561
9 -	27.709	108.4	38.606	101.5	20.347	145.8	1:26.662		101.08	3.310	17:24:01.223
10 -	28.228	115.5	37.938	97.5	20.312	144.0	1:26.478		101.29	3.126	17:25:27.701
11 -	27.494	113.7	38.117	97.3	20.043	145.8	1:25.654		102.27	2.302	17:26:53.355

P2 34 C Martin STRETTON — March 712

IDEAL LAP TIME : 1:26.994 BEST LAP TIME : 1:27.402 DIFFERENCE : 0.408

LAP	SECTOR 1		SECTOR 2		SECTOR 3		LAP TIME		MPH	DIFF	TIME OF DAY
1 -		115.7	40.356	97.2	21.329	135.8	1:32.421		94.78	5.019	17:12:31.696
2 -	27.916	116.9	39.466	97.8	21.131	135.0	1:28.513		98.96	1.111	17:14:00.209
3 -	27.815	***118.7***	39.055	101.5	21.489	135.5	1:28.359		99.13	0.957	17:15:28.568
4 -	27.562	117.5	***38.867***	100.9	21.085	135.5	1:27.514	**(2)**	100.09	0.112	17:16:56.082
5 -	28.384	117.7	38.914	102.1	21.062	135.5	1:28.360		99.13	0.958	17:18:24.442
6 -	27.836	118.3	38.914	100.1	***20.652***	136.6	***1:27.402***	**(1)**	***100.22***		***17:19:51.844***
7 -	***27.475***	118.5	39.696	100.3	20.877	***137.2***	1:28.048	**(3)**	99.48	0.646	17:21:19.892
8 -	27.916	108.5	40.237	***102.7***	21.194	135.8	1:29.347		98.04	1.945	17:22:49.239
9 -	28.255	113.7	40.372	98.6	21.383	134.2	1:30.010		97.32	2.608	17:24:19.249
10 -	28.347	113.3	40.806	70.0	21.824	134.4	1:30.977		96.28	3.575	17:25:50.226
11 -	28.077	113.3	41.695	86.9	21.780	123.5	1:31.552		95.68	4.150	17:27:21.778

P3 7 F Neil GLOVER — Chevron B37

IDEAL LAP TIME : 1:27.553 BEST LAP TIME : 1:27.687 DIFFERENCE : 0.134

LAP	SECTOR 1		SECTOR 2		SECTOR 3		LAP TIME		MPH	DIFF	TIME OF DAY
1 -		112.2	40.353	86.5	21.090	***145.8***	1:32.923		94.26	5.236	17:12:32.198
2 -	27.984	112.0	39.487	87.3	***20.804***	***145.8***	1:28.275	**(2)**	99.23	0.588	17:14:00.473
3 -	28.270	111.8	40.083	88.7	21.133	***145.8***	1:29.486		97.89	1.799	17:15:29.959
4 -	***27.708***	112.9	***39.041***	93.4	20.938	***145.8***	***1:27.687***	**(1)**	***99.89***		***17:16:57.646***
5 -	28.194	112.2	39.273	94.3	21.159	145.2	1:28.626	**(3)**	98.84	0.939	17:18:26.272
6 -	28.164	112.2	39.463	90.0	21.124	145.2	1:28.751		98.70	1.064	17:19:55.023
7 -	28.252	***116.7***	39.807	89.1	21.542	143.7	1:29.601		97.76	1.914	17:21:24.624
8 -	28.860	107.8	41.466	68.6	22.487	144.3	1:32.813		94.38	5.126	17:22:57.437
9 -	29.100	93.2	41.664	***94.5***	22.391	133.1	1:33.155		94.03	5.468	17:24:30.592
10 -	29.097	109.4	40.342	87.6	21.590	143.7	1:31.029		96.23	3.342	17:26:01.621
11 -	29.051	110.3	40.133	90.9	21.953	140.1	1:31.137		96.11	3.450	17:27:32.758

P4 30 F Paul CAMPFIELD — Chevron B24

IDEAL LAP TIME : 1:29.807 BEST LAP TIME : 1:30.643 DIFFERENCE : 0.836

LAP	SECTOR 1		SECTOR 2		SECTOR 3		LAP TIME		MPH	DIFF	TIME OF DAY
1 -		***112.0***	40.500	86.9	***20.989***	***147.8***	1:33.459		93.72	2.816	17:12:32.734
2 -	28.857	109.6	40.698	87.1	21.938	142.7	1:31.493		95.74	0.850	17:14:04.227
3 -	29.288	111.2	40.277	83.4	21.458	144.9	1:31.023	**(3)**	96.23	0.380	17:15:35.250
4 -	***28.769***	107.3	40.509	***90.3***	21.688	144.3	1:30.966	**(2)**	96.29	0.323	17:17:06.216
5 -	29.022	106.0	41.276	85.3	21.581	144.6	1:31.879		95.34	1.236	17:18:38.095
6 -	29.275	104.8	40.704	89.3	21.715	144.6	1:31.694		95.53	1.051	17:20:09.789
7 -	29.056	102.2	40.899	84.7	21.885	142.7	1:31.840		95.38	1.197	17:21:41.629
8 -	29.272	108.7	41.247	83.7	21.578	144.6	1:32.097		95.11	1.454	17:23:13.726
9 -	29.633	102.1	42.750	79.0	22.074	144.0	1:34.457		92.73	3.814	17:24:48.183
10 -	28.920	108.2	40.886	86.2	21.521	144.0	1:31.327		95.91	0.684	17:26:19.510
11 -	29.465	105.1	***40.049***	85.8	21.129	142.7	***1:30.643***	**(1)**	***96.64***		***17:27:50.153***

Weather / Track : Sunny / Dry

Brands Hatch GP: 2.4332 miles
Date: 09/07/2022 Start: 17:10 Finish: 17:26

HSCC Aurora Trophy Series with The Geoff Lees Trophy

RACE 6 - SECTOR ANALYSIS

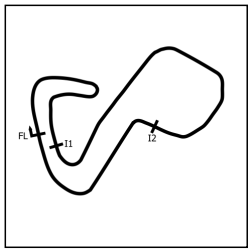

SECTOR 1 = FL to I1, SECTOR 2 = I1 to I2, SECTOR 3 = I2 to FL, DIFF = Difference To Personal Best Lap, P = Crossed Finish Line in Pit Lane, D = Time Disallowed

P5 17 C Michael BLETSOE-BROWN Chevron B27

IDEAL LAP TIME : 1:29.997 BEST LAP TIME : 1:30.223 DIFFERENCE : 0.226

LAP	SECTOR 1		SECTOR 2		SECTOR 3		LAP TIME	MPH	DIFF	TIME OF DAY
1 -		107.5	41.167	89.8	21.942	132.8	1:36.272	90.98	6.049	17:12:35.547
2 -	29.133	106.6	40.920	87.9	21.757	132.1	1:31.810	95.41	1.587	17:14:07.357
3 -	29.043	107.3	40.748	93.9	21.603	132.6	1:31.394	95.84	1.171	17:15:38.751
4 -	29.075	107.2	40.919	86.8	21.783	131.5	1:31.777	95.44	1.554	17:17:10.528
5 -	***28.578***	106.8	41.890	87.6	21.653	132.1	1:32.121	95.09	1.898	17:18:42.649
6 -	29.066	108.7	40.577	90.3	21.750	131.8	1:31.393 **(3)**	95.84	1.170	17:20:14.042
7 -	29.025	107.8	40.768	93.3	21.539	132.6	1:31.332 **(2)**	95.91	1.109	17:21:45.374
8 -	29.032	106.8	40.959	94.9	21.748	131.3	1:31.739	95.48	1.516	17:23:17.113
9 -	28.783	106.5	41.169	91.1	22.706	128.3	1:32.658	94.53	2.435	17:24:49.771
10 -	28.751	109.6	41.256	***98.6***	***21.526***	132.6	1:31.533	95.70	1.310	17:26:21.304
11 -	28.709	***111.6***	***39.893***	94.6	21.621	***133.4***	***1:30.223*** **(1)**	***97.09***		***17:27:51.527***

P6 26 B Roland WILTSCHEGG Chevron B39

IDEAL LAP TIME : 1:32.713 BEST LAP TIME : 1:33.196 DIFFERENCE : 0.483

LAP	SECTOR 1		SECTOR 2		SECTOR 3		LAP TIME	MPH	DIFF	TIME OF DAY
1 -		102.2	42.593	92.0	23.955	122.0	1:41.064	86.67	7.868	17:12:40.339
2 -	29.754	103.2	42.196	95.5	22.464	122.0	1:34.414	92.78	1.218	17:14:14.753
3 -	29.543	105.1	41.670	93.9	22.486	122.6	1:33.699	93.48	0.503	17:15:48.452
4 -	29.308	105.3	41.613	93.7	22.275	122.0	***1:33.196*** **(1)**	***93.99***		***17:17:21.648***
5 -	29.322	104.6	41.761	92.1	***22.152***	***123.5***	1:33.235 **(2)**	93.95	0.039	17:18:54.883
6 -	29.525	105.6	***41.427***	***95.7***	22.396	122.6	1:33.348 **(3)**	93.84	0.152	17:20:28.231
7 -	***29.134***	***105.8***	41.732	86.2	23.797	118.9	1:34.663	92.53	1.467	17:22:02.894
8 -	29.562	104.3	42.097	95.1	22.466	121.1	1:34.125	93.06	0.929	17:23:37.019
9 -	29.590	99.2	43.305	92.4	22.546	120.4	1:35.441	91.78	2.245	17:25:12.460
10 -	29.658	103.8	42.119	91.9	22.519	121.7	1:34.296	92.89	1.100	17:26:46.756
11 -	29.783	102.4	42.138	89.7	22.767	122.9	1:34.688	92.51	1.492	17:28:21.444

P7 49 B Mike LANE Chevron B49

IDEAL LAP TIME : 1:33.972 BEST LAP TIME : 1:34.604 DIFFERENCE : 0.632

LAP	SECTOR 1		SECTOR 2		SECTOR 3		LAP TIME	MPH	DIFF	TIME OF DAY
1 -		101.6	43.949	84.9	22.829	***123.5***	1:42.303	85.62	7.699	17:12:41.578
2 -	29.640	103.4	***42.410***	93.3	22.694	122.9	1:34.744 **(2)**	92.45	0.140	17:14:16.322
3 -	29.578	***105.0***	43.324	90.8	***22.379***	123.3	1:35.281	91.93	0.677	17:15:51.603
4 -	***29.183***	***105.0***	42.566	93.2	23.229	122.4	1:34.978	92.23	0.374	17:17:26.581
5 -	29.196	104.6	42.869	85.2	22.539	123.3	***1:34.604*** **(1)**	***92.59***		***17:19:01.185***
6 -	29.459	99.4	43.967	87.2	22.912	122.6	1:36.338	90.92	1.734	17:20:37.523
7 -	29.354	102.7	42.523	***93.8***	23.015	122.9	1:34.892 **(3)**	92.31	0.288	17:22:12.415
8 -	29.884	101.2	43.299	92.6	22.894	121.1	1:36.077	91.17	1.473	17:23:48.492
9 -	29.538	102.1	43.423	92.8	23.076	121.5	1:36.037	91.21	1.433	17:25:24.529
10 -	29.987	102.6	44.059	89.3	22.956	119.1	1:37.002	90.30	2.398	17:27:01.531

P8 99 E Matthew WURR McLaren M10B

IDEAL LAP TIME : 1:36.026 BEST LAP TIME : 1:36.953 DIFFERENCE : 0.927

LAP	SECTOR 1		SECTOR 2		SECTOR 3		LAP TIME	MPH	DIFF	TIME OF DAY
1 -		93.8	46.108	84.7	23.069	***138.6***	1:46.720	82.08	9.767	17:12:45.995
2 -	30.706	***107.0***	44.352	83.6	22.884	135.5	1:37.942	89.43	0.989	17:14:23.937
3 -	31.480	104.8	44.033	87.2	22.613	136.9	1:38.126	89.27	1.173	17:16:02.063
4 -	30.851	106.3	44.163	83.0	22.814	136.1	1:37.828	89.54	0.875	17:17:39.891
5 -	30.854	105.5	43.921	81.8	***22.346***	137.7	1:37.121	90.19	0.168	17:19:17.012
6 -	30.858	106.1	43.586	88.5	22.509	137.5	***1:36.953*** **(1)**	***90.35***		***17:20:53.965***
7 -	30.669	100.7	43.839	85.8	22.726	135.8	1:37.234	90.09	0.281	17:22:31.199
8 -	***30.547***	***107.0***	43.946	87.4	22.578	136.1	1:37.071 **(3)**	90.24	0.118	17:24:08.270
9 -	31.315	100.4	***43.133***	88.3	22.571	136.9	1:37.019 **(2)**	90.28	0.066	17:25:45.289
10 -	30.633	104.5	43.734	***93.5***	23.099	132.6	1:37.466	89.87	0.513	17:27:22.755

HSCC Aurora Trophy Series with The Geoff Lees Trophy

RACE 6 - SECTOR ANALYSIS

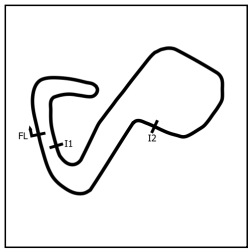

SECTOR 1 = FL to I1, SECTOR 2 = I1 to I2, SECTOR 3 = I2 to FL, DIFF = Difference To Personal Best Lap, P = Crossed Finish Line in Pit Lane, D = Time Disallowed

P9 46 GLC Paul SMITH — Ralt RT30

IDEAL LAP TIME : 1:36.008 BEST LAP TIME : 1:36.523 DIFFERENCE : 0.515

LAP	SECTOR 1		SECTOR 2		SECTOR 3		LAP TIME		MPH	DIFF	TIME OF DAY
1 -		100.0	43.570	85.2	***23.065***	***121.1***	1:43.051		85.00	6.528	17:12:42.326
2 -	30.108	***100.9***	***42.912***	86.4	23.503	117.1	***1:36.523***	**(1)**	***90.75***		***17:14:18.849***
3 -	30.410	99.8	43.232	***88.5***	23.457	119.4	1:37.099	**(3)**	90.21	0.576	17:15:55.948
4 -	***30.031***	99.7	43.535	83.4	23.589	118.5	1:37.155		90.16	0.632	17:17:33.103
5 -	30.075	99.1	43.356	84.2	23.491	120.2	1:36.922	**(2)**	90.38	0.399	17:19:10.025
6 -	30.345	98.2	43.415	87.3	23.770	117.9	1:37.530		89.81	1.007	17:20:47.555
7 -	30.347	98.8	43.830	83.6	23.485	119.4	1:37.662		89.69	1.139	17:22:25.217
8 -	30.218	98.2	43.925	86.4	24.638	119.1	1:38.781		88.67	2.258	17:24:03.998
9 -	30.752	93.5	44.295	84.4	23.665	120.2	1:38.712		88.74	2.189	17:25:42.710
10 -	30.891	94.7	47.425	81.8	24.015	114.1	1:42.331		85.60	5.808	17:27:25.041

P10 6 E Frank LYONS — McRae GM1

IDEAL LAP TIME : 1:35.668 BEST LAP TIME : 1:35.960 DIFFERENCE : 0.292

LAP	SECTOR 1		SECTOR 2		SECTOR 3		LAP TIME		MPH	DIFF	TIME OF DAY
1 -		92.9	46.694	85.3	23.767	128.0	1:50.660		79.15	14.700	17:12:49.935
2 -	30.654	104.3	43.748	80.7	22.758	127.5	1:37.160	**(3)**	90.15	1.200	17:14:27.095
3 -	30.767	104.6	44.465	79.1	23.215	***129.8***	1:38.447		88.98	2.487	17:16:05.542
4 -	31.612	95.3	45.010	79.1	23.675	123.3	1:40.297		87.33	4.337	17:17:45.839
5 -	30.778	106.1	***42.807***	***85.8***	22.727	127.0	1:36.312	**(2)**	90.95	0.352	17:19:22.151
6 -	30.778	105.0	***42.807***	82.7	***22.375***	129.0	***1:35.960***	**(1)**	***91.28***		***17:20:58.111***
7 -	***30.486***	105.0	44.005	85.3	23.727	124.2	1:38.218		89.18	2.258	17:22:36.329
8 -	31.337	102.6	43.984	80.7	23.394	123.1	1:38.715		88.73	2.755	17:24:15.044
9 -	30.628	***107.2***	44.379	75.3	24.715	125.6	1:39.722		87.84	3.762	17:25:54.766
10 -	30.897	105.1	43.782	83.6	24.066	127.3	1:38.745		88.71	2.785	17:27:33.511

P11 16 A Jeremy CAINE — March 712

IDEAL LAP TIME : 1:37.479 BEST LAP TIME : 1:38.301 DIFFERENCE : 0.822

LAP	SECTOR 1		SECTOR 2		SECTOR 3		LAP TIME		MPH	DIFF	TIME OF DAY
1 -		98.3	46.387	85.5	23.787	***120.4***	1:48.446		80.77	10.145	17:12:47.721
2 -	30.943	101.3	44.587	86.2	***23.233***	118.9	1:38.763		88.69	0.462	17:14:26.484
3 -	30.610	***103.0***	44.727	86.1	23.588	119.4	1:38.925		88.55	0.624	17:16:05.409
4 -	31.358	100.9	46.640	74.7	24.254	117.7	1:42.252		85.66	3.951	17:17:47.661
5 -	30.903	102.4	45.064	85.1	23.552	118.3	1:39.519		88.02	1.218	17:19:27.180
6 -	***30.355***	100.7	44.555	88.5	23.393	116.9	1:38.303	**(2)**	89.11	0.002	17:21:05.483
7 -	31.038	100.3	44.184	89.4	23.278	120.0	1:38.500	**(3)**	88.93	0.199	17:22:43.983
8 -	30.905	101.3	44.588	***91.6***	23.269	118.5	1:38.762		88.69	0.461	17:24:22.745
9 -	30.455	96.4	44.646	89.5	23.495	117.3	1:38.596		88.84	0.295	17:26:01.341
10 -	31.041	100.6	***43.891***	90.6	23.369	118.7	***1:38.301***	**(1)**	***89.11***		***17:27:39.642***

P12 15 B Mark GOODYEAR — March 75B

IDEAL LAP TIME : 1:36.125 BEST LAP TIME : 1:36.524 DIFFERENCE : 0.399

LAP	SECTOR 1		SECTOR 2		SECTOR 3		LAP TIME		MPH	DIFF	TIME OF DAY
1 -		95.0	46.281	***91.8***	24.487	***120.9***	1:50.047		79.60	13.523	17:12:49.322
2 -	30.744	98.9	46.071	86.0	23.952	119.6	1:40.767		86.93	4.243	17:14:30.089
3 -	30.986	96.2	46.176	83.3	24.639	119.8	1:41.801		86.04	5.277	17:16:11.890
4 -	30.570	101.6	46.006	82.1	24.457	119.8	1:41.033		86.70	4.509	17:17:52.923
5 -	30.556	100.7	45.936	86.4	23.894	119.8	1:40.386		87.26	3.862	17:19:33.309
6 -	31.996	97.6	46.263	88.3	24.248	120.2	1:42.507		85.45	5.983	17:21:15.816
7 -	31.525	93.4	44.599	84.4	23.659	120.2	1:39.783		87.78	3.259	17:22:55.599
8 -	30.346	99.5	43.906	86.5	23.551	120.6	1:37.803	**(3)**	89.56	1.279	17:24:33.402
9 -	***29.645***	***103.8***	43.616	86.4	23.387	120.2	1:36.648	**(2)**	90.63	0.124	17:26:10.050
10 -	30.044	103.2	***43.181***	89.8	***23.299***	120.6	***1:36.524***	**(1)**	***90.75***		***17:27:46.574***

HSCC Aurora Trophy Series with The Geoff Lees Trophy

RACE 6 - SECTOR ANALYSIS

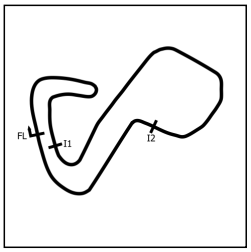

SECTOR 1 = FL to I1, SECTOR 2 = I1 to I2, SECTOR 3 = I2 to FL, DIFF = Difference To Personal Best Lap, P = Crossed Finish Line in Pit Lane, D = Time Disallowed

P13 28 GLD George FOWLER — Reynard SF84

IDEAL LAP TIME : 1:41.348 BEST LAP TIME : 1:41.425 DIFFERENCE : 0.077

LAP	SECTOR 1		SECTOR 2		SECTOR 3		LAP TIME	MPH	DIFF	TIME OF DAY
1 -		93.9	47.334	86.0	24.557	***116.5***	1:50.802	79.05	9.377	17:12:50.077
2 -	32.159	95.1	46.616	84.5	24.686	114.5	1:43.461	84.66	2.036	17:14:33.538
3 -	32.042	96.5	46.561	86.4	24.478	113.7	1:43.081	84.98	1.656	17:16:16.619
4 -	32.737	98.5	46.849	81.2	24.549	115.7	1:44.135	84.12	2.710	17:18:00.754
5 -	31.806	96.5	46.462	86.5	24.515	114.9	1:42.783	85.22	1.358	17:19:43.537
6 -	31.394	98.2	***45.879***	85.3	24.152	116.1	***1:41.425*** **(1)**	***86.36***		***17:21:24.962***
7 -	31.859	97.8	46.091	87.2	***24.105***	115.7	1:42.055 **(2)**	85.83	0.630	17:23:07.017
8 -	31.699	97.1	47.009	***88.7***	24.330	114.9	1:43.038	85.01	1.613	17:24:50.055
9 -	***31.364***	***98.8***	46.354	85.0	24.563	115.5	1:42.281 **(3)**	85.64	0.856	17:26:32.336
10 -	32.367	81.1	46.373	83.9	24.535	106.5	1:43.275	84.82	1.850	17:28:15.611

P14 37 E Adam SIMMONDS — Lola T142

IDEAL LAP TIME : 1:51.849 BEST LAP TIME : 1:51.849 DIFFERENCE : 0.000

LAP	SECTOR 1		SECTOR 2		SECTOR 3		LAP TIME	MPH	DIFF	TIME OF DAY
1 -		80.6	51.737	71.2	27.418	109.6	2:03.231	71.08	11.382	17:13:02.506
2 -	36.219	82.2	51.743	72.8	27.232	***110.9***	1:55.194	76.04	3.345	17:14:57.700
3 -	36.706	82.8	52.560	68.8	27.612	106.0	1:56.878	74.94	5.029	17:16:54.578
4 -	38.119	82.1	52.606	69.6	26.824	110.1	1:57.549	74.52	5.700	17:18:52.127
5 -	36.606	82.5	51.548	72.3	27.133	108.2	1:55.287	75.98	3.438	17:20:47.414
6 -	35.505	83.8	52.281	70.4	26.937	108.7	1:54.723	76.35	2.874	17:22:42.137
7 -	35.756	***88.1***	50.767	68.3	27.357	106.5	1:53.880 **(3)**	76.92	2.031	17:24:36.017
8 -	35.632	82.6	50.769	***75.7***	26.948	108.5	1:53.349 **(2)**	77.28	1.500	17:26:29.366
9 -	***35.159***	75.7	***50.341***	70.1	***26.349***	109.1	***1:51.849*** **(1)**	***78.31***		***17:28:21.215***

P15 194 B Martin FRIEDL — Brabham BT40

IDEAL LAP TIME : 1:32.447 BEST LAP TIME : 1:32.480 DIFFERENCE : 0.033

LAP	SECTOR 1		SECTOR 2		SECTOR 3		LAP TIME	MPH	DIFF	TIME OF DAY
1 -		102.2	41.999	93.9	22.636	***122.4***	1:38.174	89.22	5.694	17:12:37.449
2 -	29.510	100.4	42.436	94.9	22.417	120.6	1:34.363	92.83	1.883	17:14:11.812
3 -	30.155	102.1	42.078	95.1	23.612	121.1	1:35.845	91.39	3.365	17:15:47.657
4 -	29.253	101.6	41.917	***97.5***	22.442	120.9	1:33.612 **(3)**	93.57	1.132	17:17:21.269
5 -	28.837	102.7	***41.421***	95.1	***22.222***	***122.4***	***1:32.480*** **(1)**	***94.72***		***17:18:53.749***
6 -	29.392	103.0	41.546	96.6	22.447	120.9	1:33.385 **(2)**	93.80	0.905	17:20:27.134
7 -	***28.804***	***103.5***	42.722	78.9	31.387	85.2	1:42.913	85.11	10.433	17:22:10.047
8 -	31.394	101.5	46.870	58.7	30.174	104.2	1:48.438	80.78	15.958	17:23:58.485
9 -	37.060	68.4	53.004	50.8	42.376	87.7	2:12.440	66.14	39.960	17:26:10.925

P16 82 A Mike BAINBRIDGE — Brabham BT35

IDEAL LAP TIME : 1:35.952 BEST LAP TIME : 1:35.952 DIFFERENCE : 0.000

LAP	SECTOR 1		SECTOR 2		SECTOR 3		LAP TIME	MPH	DIFF	TIME OF DAY
1 -		99.5	45.896	86.5	23.460	***129.3***	1:47.221	81.69	11.269	17:12:46.496
2 -	30.692	106.1	44.173	84.9	23.327	128.5	1:38.192 **(3)**	89.21	2.240	17:14:24.688
3 -	31.121	104.2	43.975	92.4	23.361	127.3	1:38.457	88.97	2.505	17:16:03.145
4 -	30.888	98.9	44.667	66.9	24.152	126.3	1:39.707	87.85	3.755	17:17:42.852
5 -	29.952	106.1	43.886	88.4	23.152	125.6	1:36.990 **(2)**	90.31	1.038	17:19:19.842
6 -	***29.717***	***107.2***	***43.344***	***93.7***	***22.891***	128.3	***1:35.952*** **(1)**	***91.29***		***17:20:55.794***
7 -	29.993	102.6	45.605	92.1	22.977	127.5	1:38.575	88.86	2.623	17:22:34.369

HSCC Aurora Trophy Series with The Geoff Lees Trophy

RACE 6 - SECTOR ANALYSIS

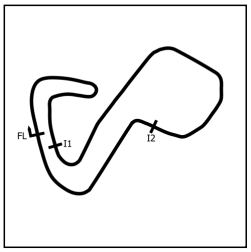

SECTOR 1 = FL to I1, SECTOR 2 = I1 to I2, SECTOR 3 = I2 to FL, DIFF = Difference To Personal Best Lap, P = Crossed Finish Line in Pit Lane, D = Time Disallowed

P17 5 E Keith NORRIS Mclaren M10B

IDEAL LAP TIME : 1:37.648 BEST LAP TIME : 1:38.234 DIFFERENCE : 0.586

LAP	SECTOR 1		SECTOR 2		SECTOR 3		LAP TIME		MPH	DIFF	TIME OF DAY
1 -		86.8	48.907	75.6	24.296	124.9	1:55.856		75.60	17.622	17:12:55.131
2 -	33.283	97.2	45.284	78.3	23.001	134.7	1:41.568		86.24	3.334	17:14:36.699
3 -	31.059	100.7	45.333	81.9	23.502	128.8	1:39.894	**(3)**	87.69	1.660	17:16:16.593
4 -	31.382	***105.1***	***44.094***	83.1	22.855	***136.1***	1:38.331	**(2)**	89.08	0.097	17:17:54.924
5 -	***30.720***	102.2	44.680	***85.2***	***22.834***	133.6	***1:38.234***	**(1)**	***89.17***		***17:19:33.158***
6 -	31.587	99.7	46.223	81.2	23.292	129.5	1:41.102		86.64	2.868	17:21:14.260
7 -	32.126	100.1	48.341	74.8	26.750	117.1	1:47.217		81.70	8.983	17:23:01.477

Weather / Track : Sunny / Dry

Brands Hatch GP: 2.4332 miles
Date: 09/07/2022 Start: 17:10 Finish: 17:26

HSCC Aurora Trophy Series with The Geoff Lees Trophy

RACE 6 - BEST SECTORS

	SECTOR 1			SECTOR 2			SECTOR 3			IDEAL / BEST COMPARISON					
POS	NO	NAME	TIME	NO	NAME	TIME	NO	NAME	TIME	POS	NO	NAME	IDEAL	BEST	DIFF
												PERFECT LAP	1:23.254		
1	74	LYONS	26.585	74	LYONS	36.922	74	LYONS	19.747	1	74	LYONS	1:23.254	1:23.352	0.098
2	34	STRETTON	27.475	34	STRETTON	38.867	34	STRETTON	20.652	2	34	STRETTON	1:26.994	1:27.402	0.408
3	7	GLOVER	27.708	7	GLOVER	39.041	7	GLOVER	20.804	3	7	GLOVER	1:27.553	1:27.687	0.134
4	17	BLETSOE-BROWN	28.578	17	BLETSOE-BROWN	39.893	30	CAMPFIELD	20.989	4	30	CAMPFIELD	1:29.807	1:30.643	0.836
5	30	CAMPFIELD	28.769	30	CAMPFIELD	40.049	17	BLETSOE-BROWN	21.526	5	17	BLETSOE-BROWN	1:29.997	1:30.223	0.226
6	194	FRIEDL	28.804	194	FRIEDL	41.421	26	WILTSCHEGG	22.152	6	194	FRIEDL	1:32.447	1:32.480	0.033
7	26	WILTSCHEGG	29.134	26	WILTSCHEGG	41.427	194	FRIEDL	22.222	7	26	WILTSCHEGG	1:32.713	1:33.196	0.483
8	49	LANE	29.183	49	LANE	42.410	99	WURR	22.346	8	49	LANE	1:33.972	1:34.604	0.632
9	15	GOODYEAR	29.645	6	LYONS	42.807	6	LYONS	22.375	9	6	LYONS	1:35.668	1:35.960	0.292
10	82	BAINBRIDGE	29.717	46	SMITH	42.912	49	LANE	22.379	10	82	BAINBRIDGE	1:35.952	1:35.952	0.000
11	46	SMITH	30.031	99	WURR	43.133	5	NORRIS	22.834	11	46	SMITH	1:36.008	1:36.523	0.515
12	16	CAINE	30.355	15	GOODYEAR	43.181	82	BAINBRIDGE	22.891	12	99	WURR	1:36.026	1:36.953	0.927
13	6	LYONS	30.486	82	BAINBRIDGE	43.344	46	SMITH	23.065	13	15	GOODYEAR	1:36.125	1:36.524	0.399
14	99	WURR	30.547	16	CAINE	43.891	16	CAINE	23.233	14	16	CAINE	1:37.479	1:38.301	0.822
15	5	NORRIS	30.720	5	NORRIS	44.094	15	GOODYEAR	23.299	15	5	NORRIS	1:37.648	1:38.234	0.586
16	28	FOWLER	31.364	28	FOWLER	45.879	28	FOWLER	24.105	16	28	FOWLER	1:41.348	1:41.425	0.077
17	37	SIMMONDS	35.159	37	SIMMONDS	50.341	37	SIMMONDS	26.349	17	37	SIMMONDS	1:51.849	1:51.849	0.000
18															

Weather / Track : Sunny / Dry

Brands Hatch GP: 2.4332 miles
Date: 09/07/2022 Start: 17:10 Finish: 17:26

Results can be found at www.tsl-timing.com

Printed - 17:32 Saturday, 09 July 2022

HSCC Aurora Trophy Series with The Geoff Lees Trophy

RACE 6 - BEST SPEEDS

	INTERMEDIATE 1			INTERMEDIATE 2			FINISH LINE		
POS	NO	NAME	MPH	NO	NAME	MPH	NO	NAME	MPH
1	**74**	LYONS	**124.9**	**74**	LYONS	**104.2**	**74**	LYONS	**148.4**
2	**34**	STRETTON	**118.7**	**34**	STRETTON	**102.7**	**30**	CAMPFIELD	**147.8**
3	**7**	GLOVER	**116.7**	**17**	BLETSOE-BROWN	**98.6**	**7**	GLOVER	**145.8**
4	**30**	CAMPFIELD	**112.0**	**194**	FRIEDL	**97.5**	**99**	WURR	**138.6**
5	**17**	BLETSOE-BROWN	**111.6**	**26**	WILTSCHEGG	**95.7**	**34**	STRETTON	**137.2**
6	**6**	LYONS	**107.2**	**7**	GLOVER	**94.5**	**5**	NORRIS	**136.1**
7	**82**	BAINBRIDGE	**107.2**	**49**	LANE	**93.8**	**17**	BLETSOE-BROWN	**133.4**
8	**99**	WURR	**107.0**	**82**	BAINBRIDGE	**93.7**	**6**	LYONS	**129.8**
9	**26**	WILTSCHEGG	**105.8**	**99**	WURR	**93.5**	**82**	BAINBRIDGE	**129.3**
10	**5**	NORRIS	**105.1**	**15**	GOODYEAR	**91.8**	**26**	WILTSCHEGG	**123.5**
11	**49**	LANE	**105.0**	**16**	CAINE	**91.6**	**49**	LANE	**123.5**
12	**15**	GOODYEAR	**103.8**	**30**	CAMPFIELD	**90.3**	**194**	FRIEDL	**122.4**
13	**194**	FRIEDL	**103.5**	**28**	FOWLER	**88.7**	**46**	SMITH	**121.1**
14	**16**	CAINE	**103.0**	**46**	SMITH	**88.5**	**15**	GOODYEAR	**120.9**
15	**46**	SMITH	**100.9**	**6**	LYONS	**85.8**	**16**	CAINE	**120.4**
16	**28**	FOWLER	**98.8**	**5**	NORRIS	**85.2**	**28**	FOWLER	**116.5**
17	**37**	SIMMONDS	**88.1**	**37**	SIMMONDS	**75.7**	**37**	SIMMONDS	**110.9**
18									

Weather / Track : Sunny / Dry

Brands Hatch GP: 2.4332 miles
Date: 09/07/2022 Start: 17:10 Finish: 17:26

Results can be found at www.tsl-timing.com

Printed - 17:32 Saturday, 09 July 2022

HSCC Aurora Trophy Series with The Geoff Lees Trophy

RACE 6 - STATISTICS

Competitors Started	18
Planned Start	2022-07-09 @ 16:50:00.000
Actual Start	2022-07-09 @ 17:10:59.274
Finish Time	2022-07-09 @ 17:26:52.881
Track Length	2.4332mi.
Total Laps	168
Total Distance Covered	408.7926mi.

Session Fastest Lap History

NO	CL	NAME	LAP TIME	TIME OF DAY	LAP	VEHICLE
34	C	**Martin STRETTON**	**1:32.421**	17:12:31.712	1	March 712
34	C	**Martin STRETTON**	**1:28.513**	17:14:00.225	2	March 712
7	F	**Neil GLOVER**	**1:28.275**	17:14:00.487	2	Chevron B37
74	F	**Michael LYONS**	**1:25.750**	17:14:02.670	2	Gurney Eagle FA74
74	F	**Michael LYONS**	**1:25.209**	17:15:27.877	3	Gurney Eagle FA74
74	F	**Michael LYONS**	**1:24.610**	17:16:52.489	4	Gurney Eagle FA74
74	F	**Michael LYONS**	**1:23.721**	17:18:16.208	5	Gurney Eagle FA74
74	F	**Michael LYONS**	**1:23.352**	17:19:39.559	6	Gurney Eagle FA74

Session Leader History

NO	CL	NAME	FROM LAP	LAPS LED	DISTANCE	VEHICLE
34	C	**Martin STRETTON**	1	2	4.86 miles	March 712
74	F	**Michael LYONS**	3	9	21.89 miles	Gurney Eagle FA74

Flag History

TYPE	TIME OF DAY
GREEN	17:10:59.274
FINISH	17:26:52.881

Flag Statistics

TYPE	COUNT	TOTAL LAPS	TOTAL TIME
Green	1	11	18:29.712
Red	0	0	0.000
Safety Car	0	0	0.000
FCY	0	0	0.000

Weather / Track : Sunny / Dry

Brands Hatch GP: 2.4332 miles
Date: 09/07/2022 Start: 17:10 Finish: 17:26

HSCC Aurora Trophy Series with The Geoff Lees Trophy

RACE 6 - STATISTICS

CLASS : A

3 Starters

Fastest Lap History

NO	NAME	LAP TIME	TIME OF DAY	LAP	VEHICLE
82	**Mike BAINBRIDGE**	**1:47.221**	17:12:46.514	1	Brabham BT35
82	**Mike BAINBRIDGE**	**1:38.192**	17:14:24.705	2	Brabham BT35
82	**Mike BAINBRIDGE**	**1:36.990**	17:19:19.861	5	Brabham BT35
82	**Mike BAINBRIDGE**	**1:35.952**	17:20:55.812	6	Brabham BT35

Leader History

NO	NAME	FROM LAP	LAPS LED	DISTANCE	VEHICLE
82	**Mike BAINBRIDGE**	1	7	17.03 miles	Brabham BT35
16	**Jeremy CAINE**	8	3	7.29 miles	March 712

HSCC Aurora Trophy Series with The Geoff Lees Trophy

RACE 6 - STATISTICS

CLASS : B

4 Starters

Fastest Lap History

NO	NAME	LAP TIME	TIME OF DAY	LAP	VEHICLE
194	**Martin FRIEDL**	**1:38.174**	17:12:37.457	1	Brabham BT40
194	**Martin FRIEDL**	**1:34.363**	17:14:11.821	2	Brabham BT40
26	**Roland WILTSCHEGG**	**1:33.699**	17:15:48.465	3	Chevron B39
194	**Martin FRIEDL**	**1:33.612**	17:17:21.277	4	Brabham BT40
26	**Roland WILTSCHEGG**	**1:33.196**	17:17:21.661	4	Chevron B39
194	**Martin FRIEDL**	**1:32.480**	17:18:53.757	5	Brabham BT40

Leader History

NO	NAME	FROM LAP	LAPS LED	DISTANCE	VEHICLE
194	**Martin FRIEDL**	1	6	14.59 miles	Brabham BT40
26	**Roland WILTSCHEGG**	7	5	12.16 miles	Chevron B39

HSCC Aurora Trophy Series with The Geoff Lees Trophy

RACE 6 - STATISTICS

CLASS : C

2 Starters

Fastest Lap History

NO	NAME	LAP TIME	TIME OF DAY	LAP	VEHICLE
34	**Martin STRETTON**	**1:32.421**	17:12:31.712	1	March 712
34	**Martin STRETTON**	**1:28.513**	17:14:00.225	2	March 712
34	**Martin STRETTON**	**1:28.359**	17:15:28.583	3	March 712
34	**Martin STRETTON**	**1:27.514**	17:16:56.098	4	March 712
34	**Martin STRETTON**	**1:27.402**	17:19:51.859	6	March 712

Leader History

NO	NAME	FROM LAP	LAPS LED	DISTANCE	VEHICLE
34	**Martin STRETTON**	1	11	26.76 miles	March 712

HSCC Aurora Trophy Series with The Geoff Lees Trophy

RACE 6 - STATISTICS

CLASS : E

4 Starters

Fastest Lap History

NO	NAME	LAP TIME	TIME OF DAY	LAP	VEHICLE
99	**Matthew WURR**	**1:46.720**	17:12:46.012	1	McLaren M10B
99	**Matthew WURR**	**1:37.942**	17:14:23.955	2	McLaren M10B
6	**Frank LYONS**	**1:37.160**	17:14:27.111	2	McRae GM1
99	**Matthew WURR**	**1:37.121**	17:19:17.030	5	McLaren M10B
6	**Frank LYONS**	**1:36.312**	17:19:22.167	5	McRae GM1
6	**Frank LYONS**	**1:35.960**	17:20:58.127	6	McRae GM1

Leader History

NO	NAME	FROM LAP	LAPS LED	DISTANCE	VEHICLE
99	**Matthew WURR**	1	10	24.33 miles	McLaren M10B

HSCC Aurora Trophy Series with The Geoff Lees Trophy

RACE 6 - STATISTICS

CLASS : F

3 Starters

Fastest Lap History

NO	NAME	LAP TIME	TIME OF DAY	LAP	VEHICLE
7	**Neil GLOVER**	**1:32.923**	17:12:32.213	1	Chevron B37
7	**Neil GLOVER**	**1:28.275**	17:14:00.487	2	Chevron B37
74	**Michael LYONS**	**1:25.750**	17:14:02.670	2	Gurney Eagle FA74
74	**Michael LYONS**	**1:25.209**	17:15:27.877	3	Gurney Eagle FA74
74	**Michael LYONS**	**1:24.610**	17:16:52.489	4	Gurney Eagle FA74
74	**Michael LYONS**	**1:23.721**	17:18:16.208	5	Gurney Eagle FA74
74	**Michael LYONS**	**1:23.352**	17:19:39.559	6	Gurney Eagle FA74

Leader History

NO	NAME	FROM LAP	LAPS LED	DISTANCE	VEHICLE
7	**Neil GLOVER**	1	2	4.86 miles	Chevron B37
74	**Michael LYONS**	3	9	21.89 miles	Gurney Eagle FA74

HSCC Aurora Trophy Series with The Geoff Lees Trophy

RACE 6 - STATISTICS

CLASS : GLD

1 Starters

Fastest Lap History

NO	NAME	LAP TIME	TIME OF DAY	LAP	VEHICLE
28	**George FOWLER**	**1:50.802**	17:12:50.082	1	Reynard SF84
28	**George FOWLER**	**1:43.461**	17:14:33.545	2	Reynard SF84
28	**George FOWLER**	**1:43.081**	17:16:16.619	3	Reynard SF84
28	**George FOWLER**	**1:42.783**	17:19:43.543	5	Reynard SF84
28	**George FOWLER**	**1:41.425**	17:21:24.968	6	Reynard SF84

Leader History

NO	NAME	FROM LAP	LAPS LED	DISTANCE	VEHICLE
28	**George FOWLER**	1	10	24.33 miles	Reynard SF84

HSCC Aurora Trophy Series with The Geoff Lees Trophy

RACE 6 - STATISTICS

CLASS : GLC

1 Starters

Fastest Lap History

NO	NAME	LAP TIME	TIME OF DAY	LAP	VEHICLE
46	**Paul SMITH**	**1:43.051**	17:12:42.337	1	Ralt RT30
46	**Paul SMITH**	**1:36.523**	17:14:18.859	2	Ralt RT30

Leader History

NO	NAME	FROM LAP	LAPS LED	DISTANCE	VEHICLE
46	**Paul SMITH**	1	10	24.33 miles	Ralt RT30

Sheet No:	Issue Time:

HSCC Aurora Trophy Series with The Geoff Lees Trophy

RACE 12 - GRID (20 minutes)

ROW 8	15	5	Keith NORRIS	16	110	Daniel PYETT
ROW 7	13	194	Martin FRIEDL	14	82	Mike BAINBRIDGE
ROW 6	11	28	George FOWLER	12	37	Adam SIMMONDS
ROW 5	9	16	Jeremy CAINE	10	15	Mark GOODYEAR
ROW 4	7	99	Matthew WURR	8	6	Frank LYONS
ROW 3	5	26	Roland WILTSCHEGG	6	49	Mike LANE
ROW 2	3	30	Paul CAMPFIELD	4	17	Michael BLETSOE-BROWN
ROW 1	1	74	Michael LYONS	2	7	Neil GLOVER

Pole

Cars 34 & 46 - Withdrawn.

Brands Hatch GP: 2.4332 miles

These results are provisional until the conclusion of any judicial and technical matters.

Clerk Of Course : Julian Floyd	Stewards :	Timekeeper : Nick Palmer

Results can be found at www.tsl-timing.com

Printed - 13:54 Sunday, 10 July 2022

Sheet No:	Issue Time:

HSCC Aurora Trophy Series with The Geoff Lees Trophy

RACE 12 - CLASSIFICATION

POS	NO	CL	PIC	NAME	ENTRY	LAPS	TIME	GAP	DIFF	MPH	BEST	ON
1	**74**	F	1	Michael LYONS	Gurney Eagle FA74	**14**	20:27.040			99.94	**1:23.477**	3
2	**30**	F	2	Paul CAMPFIELD	Chevron B24	**14**	21:14.681	**47.641**	47.641	96.21	**1:29.042**	3
3	**17**	C	1	Michael BLETSOE-BROWN	Chevron B27	**14**	21:15.454	**48.414**	0.773	96.15	**1:29.907**	7
4	**26**	B	1	Roland WILTSCHEGG	Chevron B39	**14**	21:47.662	**1:20.622**	32.208	93.78	**1:32.136**	12
5	**194**	B	2	Martin FRIEDL	Brabham BT40	**14**	21:58.698	**1:31.658**	11.036	92.99	**1:32.618**	12
6	**49**	B	3	Mike LANE	Chevron B49	**13**	20:57.573	**1 Lap**	1 Lap	90.55	**1:34.476**	2
7	**110**	A	1	Daniel PYETT	Tecno F2	**13**	21:08.524	**1 Lap**	10.951	89.77	**1:34.323**	9
8	**99**	E	1	Matthew WURR	McLaren M10B	**13**	21:12.402	**1 Lap**	3.878	89.49	**1:34.743**	13
9	**15**	B	4	Mark GOODYEAR	March 75B	**13**	21:14.089	**1 Lap**	1.687	89.37	**1:34.483**	11
10	**16**	A	2	Jeremy CAINE	March 712	**13**	21:24.286	**1 Lap**	10.197	88.67	**1:36.000**	13
11	**6**	E	2	Frank LYONS	McRae GM1	**13**	21:55.107	**1 Lap**	30.821	86.59	**1:36.673**	8
12	**28**	GLD	1	George FOWLER	Reynard SF84	**13**	21:56.060	**1 Lap**	0.953	86.52	**1:39.552**	11
13	**5**	E	3	Keith NORRIS	Mclaren M10B	**12**	20:34.253	**2 Laps**	1 Lap	85.16	**1:39.177**	9
14	**37**	E	4	Adam SIMMONDS	Lola T142	**11**	20:58.884	**3 Laps**	1 Lap	76.54	**1:51.079**	11
					NOT CLASSIFIED							
DNF	**7**	F		Neil GLOVER	Chevron B37	**12**	18:16.913	**2 Laps**	0.000	95.83	**1:28.952**	4
					NOT STARTED							
NS	**82**	A		Mike BAINBRIDGE	Brabham BT35							

FASTEST LAP

74	F	Michael LYONS	Gurney Eagle FA74	**3**	1:23.477	104.93 mph	168.88 kph
17	C	Michael BLETSOE-BROWN	Chevron B27	**7**	1:29.907	97.43 mph	156.80 kph
26	B	Roland WILTSCHEGG	Chevron B39	**12**	1:32.136	95.07 mph	153.00 kph
110	A	Daniel PYETT	Tecno F2	**9**	1:34.323	92.87 mph	149.46 kph
99	E	Matthew WURR	McLaren M10B	**13**	1:34.743	92.45 mph	148.79 kph
28	GLD	George FOWLER	Reynard SF84	**11**	1:39.552	87.99 mph	141.61 kph

Race Distance: 14 Laps / 34.06 miles
Brands Hatch GP: 2.4332 miles
Date: 10/07/2022 Start: 14:22 Finish: 14:42

Weather / Track : Sunny / Dry
These results are provisional until the conclusion of any judicial and technical matters.

Clerk Of Course : Julian Floyd	Stewards :	Timekeeper : Nick Palmer

HSCC Aurora Trophy Series with The Geoff Lees Trophy

RACE 12 - LAP CHART

LAP 1		@ 14:23:57.062
NO	BEHIND	LAP TIME
74		1:28.322
7	5.172	1:33.494
30	6.740	1:35.062
17	7.914	1:36.236
26	9.808	1:38.130
49	12.223	1:40.545
99	14.687	1:43.009
6	15.529	1:43.851
194	16.186	1:44.508
110	16.731	1:45.053
15	18.909	1:47.231
16	19.357	1:47.679
28	21.693	1:50.015
5	26.469	1:54.791
37	36.319	2:04.641

LAP 2		@ 14:25:21.319
NO	BEHIND	LAP TIME
74		1:24.257
7	10.132	1:29.217
30	11.886	1:29.403
17	14.592	1:30.935
26	18.372	1:32.821
49	22.442	1:34.476
194	26.809	1:34.880
99	28.952	1:38.522
6	30.195	1:38.923
110	30.744	1:38.270
15	33.485	1:38.833
16	34.402	1:39.302
28	39.271	1:41.835
5	44.463	1:42.251
37	1:06.394	1:54.332

LAP 3		@ 14:26:44.796
NO	BEHIND	LAP TIME
74		1:23.477
7	16.000	1:29.345
30	17.451	1:29.042
17	21.632	1:30.517
26	27.994	1:33.099
49	34.236	1:35.271
194	36.632	1:33.300
99	44.612	1:39.137
110	44.767	1:37.500
6	45.642	1:38.924
15	47.975	1:37.967
16	49.519	1:38.594
28	55.515	1:39.721
5	1:01.867	1:40.881

LAP 4		@ 14:28:08.669
NO	BEHIND	LAP TIME
74		1:23.873
37	1 Lap	1:53.688
7	21.079	1:28.952
30	24.300	1:30.722
17	28.360	1:30.601
26	37.004	1:32.883
49	45.069	1:34.706
194	45.546	1:32.787
99	1:00.142	1:39.403
110	1:00.822	1:39.928
6	1:01.243	1:39.474
15	1:02.223	1:38.121
16	1:03.310	1:37.664
28	1:11.925	1:40.283
5	1:18.763	1:40.769

LAP 5		@ 14:29:34.517
NO	BEHIND	LAP TIME
74		1:25.848
7	25.699	1:30.468
30	29.493	1:31.041
17	33.085	1:30.573
37	1 Lap	1:53.969
26	44.030	1:32.874
194	54.070	1:34.372
49	58.217	1:38.996
99	1:12.194	1:37.900
110	1:13.378	1:38.404
6	1:13.635	1:38.240
15	1:14.724	1:38.349
16	1:15.446	1:37.984

Weather / Track : Sunny / Dry

Brands Hatch GP: 2.4332 miles
Date: 10/07/2022 Start: 14:22 Finish: 14:42

HSCC Aurora Trophy Series with The Geoff Lees Trophy

RACE 12 - LAP CHART

LAP 6		@ 14:31:01.145
NO	BEHIND	LAP TIME
74		1:26.628
28	1 Lap	1:40.742
5	1 Lap	1:43.463
7	29.022	1:29.951
30	33.531	1:30.666
17	37.117	1:30.660
26	51.253	1:33.851
194	1:01.558	1:34.116
49	1:09.714	1:38.125
37	1 Lap	1:55.945
110	1:23.930	1:37.180
99	1:23.946	1:38.380
6	1:25.044	1:38.037

LAP 7		@ 14:32:27.025
NO	BEHIND	LAP TIME
74		1:25.880
15	1 Lap	1:38.448
16	1 Lap	1:38.721
28	1 Lap	1:40.826
5	1 Lap	1:41.346
7	34.065	1:30.923
30	39.325	1:31.674
17	41.144	1:29.907
26	58.485	1:33.112
194	1:08.613	1:32.935
49	1:19.499	1:35.665

LAP 8		@ 14:33:57.300
NO	BEHIND	LAP TIME
74		1:30.275
110	1 Lap	1:36.413
99	1 Lap	1:38.253
6	1 Lap	1:39.242
37	2 Laps	1:54.406
15	1 Lap	1:38.699
16	1 Lap	1:38.032
28	1 Lap	1:40.654
7	34.726	1:30.936
5	1 Lap	1:40.822
30	40.777	1:31.727
17	41.432	1:30.563
26	1:00.978	1:32.768
194	1:12.121	1:33.783
49	1:25.311	1:36.087

LAP 9		@ 14:35:24.625
NO	BEHIND	LAP TIME
74		1:27.325
110	1 Lap	1:34.648
99	1 Lap	1:37.428
6	1 Lap	1:36.673
15	1 Lap	1:36.922
16	1 Lap	1:38.080
37	2 Laps	1:53.397
28	1 Lap	1:40.317
7	39.355	1:31.954
30	44.300	1:30.848
17	45.148	1:31.041
5	1 Lap	1:43.686
26	1:06.273	1:32.620
194	1:18.148	1:33.352

LAP 10		@ 14:36:52.807
NO	BEHIND	LAP TIME
74		1:28.182
49	1 Lap	1:35.935
110	1 Lap	1:34.323
99	1 Lap	1:36.326
6	1 Lap	1:37.385
15	1 Lap	1:37.283
16	1 Lap	1:36.022
7	45.263	1:34.090
30	48.063	1:31.945
17	48.618	1:31.652
28	1 Lap	1:42.901
37	2 Laps	1:53.641
5	1 Lap	1:39.177
26	1:10.677	1:32.586
194	1:23.077	1:33.111

Weather / Track : Sunny / Dry

Brands Hatch GP: 2.4332 miles
Date: 10/07/2022 Start: 14:22 Finish: 14:42

HSCC Aurora Trophy Series with The Geoff Lees Trophy

RACE 12 - LAP CHART

LAP 11 @ 14:38:24.294		
NO	BEHIND	LAP TIME
74		1:31.487
49	1 Lap	1:36.277
110	1 Lap	1:34.731
99	1 Lap	1:37.779
15	1 Lap	1:37.813
6	1 Lap	1:40.414
16	1 Lap	1:40.152
30	47.276	1:30.700
17	47.984	1:30.853
7	48.966	1:35.190
28	1 Lap	1:39.709
26	1:12.823	1:33.633
5	1 Lap	1:41.833
37	2 Laps	1:51.897
194	1:24.361	1:32.771

LAP 12 @ 14:39:54.758		
NO	BEHIND	LAP TIME
74		1:30.464
49	1 Lap	1:36.959
110	1 Lap	1:40.570
99	1 Lap	1:36.056
15	1 Lap	1:34.483
16	1 Lap	1:39.166
30	47.611	1:30.799
17	48.324	1:30.804
6	1 Lap	1:45.725
7	50.895	1:32.393
28	1 Lap	1:39.552
26	1:14.495	1:32.136
5	1 Lap	1:40.537
194	1:26.515	1:32.618

LAP 13 @ 14:41:23.991		
NO	BEHIND	LAP TIME
74		1:29.233
37	3 Laps	1:51.889
49	1 Lap	1:36.416
110	1 Lap	1:35.571
99	1 Lap	1:35.466
15	1 Lap	1:35.305
30	49.321	1:30.943
17	49.849	1:30.758
16	1 Lap	1:36.890
6	1 Lap	1:47.988
26	1:18.378	1:33.116
28	1 Lap	1:39.750
194	1:30.502	1:33.220

LAP 14 @ 14:42:55.780		
NO	BEHIND	LAP TIME
74		1:31.789
5	2 Laps	1:44.697
49	1 Lap	1:38.115
37	3 Laps	1:51.079
110	1 Lap	1:35.933
99	1 Lap	1:34.743
15	1 Lap	1:34.635
30	47.641	1:30.109
17	48.414	1:30.354
16	1 Lap	1:36.000
26	1:20.622	1:34.033
6	1 Lap	1:50.231
28	1 Lap	1:39.755
194	1:31.658	1:32.945

Weather / Track : Sunny / Dry

Brands Hatch GP: 2.4332 miles
Date: 10/07/2022 Start: 14:22 Finish: 14:42

HSCC Aurora Trophy Series with The Geoff Lees Trophy

RACE 12 - SECTOR ANALYSIS

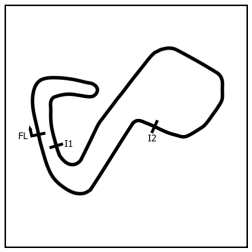

SECTOR 1 = FL to I1, SECTOR 2 = I1 to I2, SECTOR 3 = I2 to FL, DIFF = Difference To Personal Best Lap, P = Crossed Finish Line in Pit Lane, D = Time Disallowed

P1 74 F Michael LYONS Gurney Eagle FA74

IDEAL LAP TIME : 1:23.193 BEST LAP TIME : 1:23.477 DIFFERENCE : 0.284

LAP	SECTOR 1		SECTOR 2		SECTOR 3		LAP TIME	MPH	DIFF	TIME OF DAY
1 -		117.3	37.604	93.3	20.147	***147.1***	1:28.322	99.18	4.845	14:23:57.062
2 -	27.244	122.4	37.186	***99.2***	***19.827***	146.5	1:24.257 **(3)**	103.96	0.780	14:25:21.319
3 -	26.811	120.4	***36.804***	96.9	19.862	146.5	***1:23.477*** **(1)**	***104.93***		***14:26:44.796***
4 -	***26.562***	***122.6***	37.406	96.0	19.905	146.5	1:23.873 **(2)**	104.44	0.396	14:28:08.669
5 -	27.162	120.6	38.211	93.9	20.475	142.1	1:25.848	102.03	2.371	14:29:34.517
6 -	27.446	115.3	38.789	97.2	20.393	142.7	1:26.628	101.12	3.151	14:31:01.145
7 -	27.561	117.1	37.609	95.4	20.710	144.3	1:25.880	102.00	2.403	14:32:27.025
8 -	29.165	108.5	40.295	93.7	20.815	136.3	1:30.275	97.03	6.798	14:33:57.300
9 -	27.958	116.1	38.813	96.5	20.554	138.6	1:27.325	100.31	3.848	14:35:24.625
10 -	27.799	110.5	39.184	95.4	21.199	133.9	1:28.182	99.33	4.705	14:36:52.807
11 -	29.386	104.3	40.555	92.9	21.546	130.0	1:31.487	95.74	8.010	14:38:24.294
12 -	28.936	109.6	40.083	91.8	21.445	132.3	1:30.464	96.83	6.987	14:39:54.758
13 -	28.818	111.8	39.072	89.5	21.343	134.2	1:29.233	98.16	5.756	14:41:23.991
14 -	28.802	105.1	40.850	88.3	22.137	113.5	1:31.789	95.43	8.312	14:42:55.780

P2 30 F Paul CAMPFIELD Chevron B24

IDEAL LAP TIME : 1:28.873 BEST LAP TIME : 1:29.042 DIFFERENCE : 0.169

LAP	SECTOR 1		SECTOR 2		SECTOR 3		LAP TIME	MPH	DIFF	TIME OF DAY
1 -		107.3	40.635	83.7	21.347	***147.8***	1:35.062	92.14	6.020	14:24:03.802
2 -	28.600	107.7	39.991	85.8	***20.812***	***147.8***	1:29.403 **(2)**	97.98	0.361	14:25:33.205
3 -	***28.439***	***110.3***	39.741	***91.9***	20.862	147.4	***1:29.042*** **(1)**	***98.37***		***14:27:02.247***
4 -	28.740	108.7	40.771	86.4	21.211	146.8	1:30.722	96.55	1.680	14:28:32.969
5 -	28.913	109.4	41.006	85.1	21.122	***147.8***	1:31.041	96.21	1.999	14:30:04.010
6 -	29.060	108.2	40.154	88.1	21.452	145.8	1:30.666	96.61	1.624	14:31:34.676
7 -	29.498	108.4	40.418	81.2	21.758	145.8	1:31.674	95.55	2.632	14:33:06.350
8 -	29.873	101.6	40.467	85.0	21.387	144.9	1:31.727	95.49	2.685	14:34:38.077
9 -	29.296	102.7	40.088	85.8	21.464	143.3	1:30.848	96.42	1.806	14:36:08.925
10 -	29.133	107.0	41.260	90.9	21.552	144.3	1:31.945	95.27	2.903	14:37:40.870
11 -	29.140	108.4	40.283	86.7	21.277	147.1	1:30.700	96.58	1.658	14:39:11.570
12 -	29.007	105.0	40.166	87.4	21.626	144.0	1:30.799	96.47	1.757	14:40:42.369
13 -	29.197	105.6	40.336	84.0	21.410	145.8	1:30.943	96.32	1.901	14:42:13.312
14 -	28.936	107.7	***39.622***	86.9	21.551	125.9	1:30.109 **(3)**	97.21	1.067	14:43:43.421

P3 17 C Michael BLETSOE-BROWN Chevron B27

IDEAL LAP TIME : 1:29.732 BEST LAP TIME : 1:29.907 DIFFERENCE : 0.175

LAP	SECTOR 1		SECTOR 2		SECTOR 3		LAP TIME	MPH	DIFF	TIME OF DAY
1 -		106.6	40.811	91.1	21.692	135.0	1:36.236	91.02	6.329	14:24:04.976
2 -	28.954	107.7	40.437	90.4	21.544	135.0	1:30.935	96.33	1.028	14:25:35.911
3 -	28.827	109.2	40.083	90.4	21.607	133.4	1:30.517 **(3)**	96.77	0.610	14:27:06.428
4 -	***28.685***	106.8	40.324	91.1	21.592	134.7	1:30.601	96.68	0.694	14:28:37.029
5 -	28.879	108.5	40.231	90.4	21.463	134.7	1:30.573	96.71	0.666	14:30:07.602
6 -	29.062	105.6	40.243	93.5	21.355	134.7	1:30.660	96.62	0.753	14:31:38.262
7 -	28.789	***110.7***	***39.802***	93.0	21.316	134.7	***1:29.907*** **(1)**	***97.43***		***14:33:08.169***
8 -	28.749	106.8	40.459	91.1	21.355	135.8	1:30.563	96.72	0.656	14:34:38.732
9 -	29.255	104.3	40.274	91.9	21.512	134.7	1:31.041	96.21	1.134	14:36:09.773
10 -	28.978	108.2	41.429	***95.5***	***21.245***	***136.3***	1:31.652	95.57	1.745	14:37:41.425
11 -	28.976	108.2	40.223	84.4	21.654	135.0	1:30.853	96.41	0.946	14:39:12.278
12 -	28.783	108.5	40.110	83.4	21.911	134.4	1:30.804	96.46	0.897	14:40:43.082
13 -	28.939	106.3	40.223	90.8	21.596	135.2	1:30.758	96.51	0.851	14:42:13.840
14 -	28.933	109.6	39.890	88.5	21.531	133.9	1:30.354 **(2)**	96.95	0.447	14:43:44.194

Weather / Track : Sunny / Dry

Brands Hatch GP: 2.4332 miles
Date: 10/07/2022 Start: 14:22 Finish: 14:42

HSCC Aurora Trophy Series with The Geoff Lees Trophy

RACE 12 - SECTOR ANALYSIS

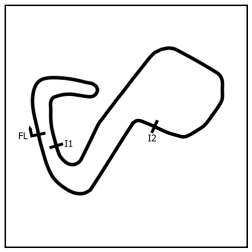

SECTOR 1 = FL to I1, SECTOR 2 = I1 to I2, SECTOR 3 = I2 to FL, DIFF = Difference To Personal Best Lap, P = Crossed Finish Line in Pit Lane, D = Time Disallowed

P4 26 B Roland WILTSCHEGG Chevron B39

IDEAL LAP TIME : 1:32.023 BEST LAP TIME : 1:32.136 DIFFERENCE : 0.113

LAP	SECTOR 1		SECTOR 2		SECTOR 3		LAP TIME	MPH	DIFF	TIME OF DAY
1 -		101.5	41.702	93.5	***22.080***	***124.2***	1:38.130	89.26	5.994	14:24:06.870
2 -	29.205	103.2	41.364	94.6	22.252	122.2	1:32.821	94.37	0.685	14:25:39.691
3 -	29.255	103.8	41.623	***95.4***	22.221	122.4	1:33.099	94.09	0.963	14:27:12.790
4 -	29.234	104.3	41.460	92.6	22.189	123.1	1:32.883	94.31	0.747	14:28:45.673
5 -	29.218	102.4	41.440	91.1	22.216	123.8	1:32.874	94.31	0.738	14:30:18.547
6 -	29.517	103.4	42.028	92.6	22.306	122.6	1:33.851	93.33	1.715	14:31:52.398
7 -	29.361	103.2	41.512	95.3	22.239	122.2	1:33.112	94.07	0.976	14:33:25.510
8 -	29.237	103.5	41.366	93.7	22.165	122.4	1:32.768	94.42	0.632	14:34:58.278
9 -	29.338	104.2	***41.078***	93.0	22.204	122.6	1:32.620 **(3)**	94.57	0.484	14:36:30.898
10 -	29.115	104.3	41.219	94.6	22.252	123.1	1:32.586 **(2)**	94.61	0.450	14:38:03.484
11 -	29.182	103.8	42.042	91.4	22.409	122.6	1:33.633	93.55	1.497	14:39:37.117
12 -	***28.865***	103.5	41.176	92.3	22.095	122.9	***1:32.136*** **(1)**	***95.07***		***14:41:09.253***
13 -	29.244	***104.8***	41.746	90.8	22.126	***124.2***	1:33.116	94.07	0.980	14:42:42.369
14 -	29.077	103.7	42.538	92.3	22.418	123.3	1:34.033	93.15	1.897	14:44:16.402

P5 194 B Martin FRIEDL Brabham BT40

IDEAL LAP TIME : 1:32.304 BEST LAP TIME : 1:32.618 DIFFERENCE : 0.314

LAP	SECTOR 1		SECTOR 2		SECTOR 3		LAP TIME	MPH	DIFF	TIME OF DAY
1 -		99.7	43.232	89.4	23.331	119.6	1:44.508	83.81	11.890	14:24:13.248
2 -	30.088	103.7	42.468	92.6	22.324	121.7	1:34.880	92.32	2.262	14:25:48.128
3 -	29.287	104.3	41.559	92.6	22.454	120.9	1:33.300	93.88	0.682	14:27:21.428
4 -	29.256	104.5	41.381	93.9	***22.150***	***122.9***	1:32.787 **(3)**	94.40	0.169	14:28:54.215
5 -	30.291	98.5	41.651	95.0	22.430	121.7	1:34.372	92.82	1.754	14:30:28.587
6 -	***28.976***	102.7	42.521	93.3	22.619	121.5	1:34.116	93.07	1.498	14:32:02.703
7 -	29.203	104.2	41.248	95.8	22.484	121.1	1:32.935	94.25	0.317	14:33:35.638
8 -	29.394	103.5	41.675	94.9	22.714	120.6	1:33.783	93.40	1.165	14:35:09.421
9 -	29.194	103.5	41.737	***97.5***	22.421	121.5	1:33.352	93.83	0.734	14:36:42.773
10 -	29.240	104.5	41.390	96.2	22.481	121.5	1:33.111	94.07	0.493	14:38:15.884
11 -	29.234	103.8	41.278	93.9	22.259	122.2	1:32.771 **(2)**	94.42	0.153	14:39:48.655
12 -	29.214	***104.6***	***41.178***	95.7	22.226	122.2	***1:32.618*** **(1)**	***94.58***		***14:41:21.273***
13 -	29.239	103.8	41.429	96.1	22.552	120.2	1:33.220	93.96	0.602	14:42:54.493
14 -	29.305	103.2	41.276	95.4	22.364	118.7	1:32.945	94.24	0.327	14:44:27.438

P6 49 B Mike LANE Chevron B49

IDEAL LAP TIME : 1:34.232 BEST LAP TIME : 1:34.476 DIFFERENCE : 0.244

LAP	SECTOR 1		SECTOR 2		SECTOR 3		LAP TIME	MPH	DIFF	TIME OF DAY
1 -		99.5	42.935	87.6	***22.501***	123.1	1:40.545	87.12	6.069	14:24:09.285
2 -	29.298	***104.0***	***42.503***	89.4	22.675	123.8	***1:34.476*** **(1)**	***92.72***		***14:25:43.761***
3 -	29.349	103.5	43.093	86.3	22.829	***124.5***	1:35.271 **(3)**	91.94	0.795	14:27:19.032
4 -	***29.228***	103.0	42.722	85.8	22.756	***124.5***	1:34.706 **(2)**	92.49	0.230	14:28:53.738
5 -	30.753	98.9	44.960	85.7	23.283	122.2	1:38.996	88.48	4.520	14:30:32.734
6 -	29.686	102.2	44.394	83.3	24.045	120.6	1:38.125	89.27	3.649	14:32:10.859
7 -	29.717	102.6	43.049	91.0	22.899	122.6	1:35.665	91.56	1.189	14:33:46.524
8 -	29.777	102.1	43.291	90.5	23.019	123.1	1:36.087	91.16	1.611	14:35:22.611
9 -	30.142	96.1	42.678	85.1	23.115	122.4	1:35.935	91.31	1.459	14:36:58.546
10 -	30.010	102.9	43.163	90.6	23.104	122.0	1:36.277	90.98	1.801	14:38:34.823
11 -	30.205	100.3	43.782	***91.6***	22.972	122.2	1:36.959	90.34	2.483	14:40:11.782
12 -	29.897	102.2	43.605	83.4	22.914	123.5	1:36.416	90.85	1.940	14:41:48.198
13 -	29.738	100.3	43.666	80.7	24.711	120.4	1:38.115	89.28	3.639	14:43:26.313

HSCC Aurora Trophy Series with The Geoff Lees Trophy

RACE 12 - SECTOR ANALYSIS

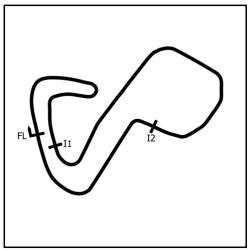

SECTOR 1 = FL to I1, SECTOR 2 = I1 to I2, SECTOR 3 = I2 to FL, DIFF = Difference To Personal Best Lap, P = Crossed Finish Line in Pit Lane, D = Time Disallowed

P7 110 A Daniel PYETT Tecno F2

IDEAL LAP TIME : 1:34.175 BEST LAP TIME : 1:34.323 DIFFERENCE : 0.148

LAP	SECTOR 1		SECTOR 2		SECTOR 3		LAP TIME		MPH	DIFF	TIME OF DAY
1 -		100.7	43.778	90.9	22.968	***127.0***	1:45.053		83.38	10.730	14:24:13.793
2 -	30.898	101.6	44.219	80.4	23.153	125.6	1:38.270		89.14	3.947	14:25:52.063
3 -	30.585	103.2	43.149	87.6	23.766	123.8	1:37.500		89.84	3.177	14:27:29.563
4 -	31.847	102.7	44.139	87.8	23.942	125.6	1:39.928		87.66	5.605	14:29:09.491
5 -	30.900	101.9	43.849	83.0	23.655	124.9	1:38.404		89.01	4.081	14:30:47.895
6 -	30.558	101.9	43.682	***94.6***	22.940	125.9	1:37.180		90.14	2.857	14:32:25.075
7 -	30.546	102.4	42.472	86.3	23.395	124.5	1:36.413		90.85	2.090	14:34:01.488
8 -	30.218	104.0	***41.482***	87.3	22.948	124.0	1:34.648	**(2)**	92.55	0.325	14:35:36.136
9 -	***30.002***	104.0	41.630	87.9	***22.691***	125.4	***1:34.323***	**(1)**	***92.87***		***14:37:10.459***
10 -	30.129	104.6	41.667	85.1	22.935	123.3	1:34.731	**(3)**	92.47	0.408	14:38:45.190
11 -	30.125	***104.8***	45.018	28.6	25.427	121.1	1:40.570		87.10	6.247	14:40:25.760
12 -	30.623	103.2	41.998	88.1	22.950	125.6	1:35.571		91.65	1.248	14:42:01.331
13 -	30.629	101.8	42.167	88.1	23.137	122.4	1:35.933		91.31	1.610	14:43:37.264

P8 99 E Matthew WURR McLaren M10B

IDEAL LAP TIME : 1:34.743 BEST LAP TIME : 1:34.743 DIFFERENCE : 0.000

LAP	SECTOR 1		SECTOR 2		SECTOR 3		LAP TIME		MPH	DIFF	TIME OF DAY
1 -		100.6	44.157	80.1	22.846	138.6	1:43.009		85.03	8.266	14:24:11.749
2 -	30.948	107.0	44.914	83.6	22.660	138.6	1:38.522		88.91	3.779	14:25:50.271
3 -	31.085	106.8	44.411	74.6	23.641	135.2	1:39.137		88.36	4.394	14:27:29.408
4 -	31.593	107.0	44.483	78.8	23.327	139.2	1:39.403		88.12	4.660	14:29:08.811
5 -	31.228	104.6	43.976	83.4	22.696	136.9	1:37.900		89.47	3.157	14:30:46.711
6 -	31.238	109.6	44.320	81.5	22.822	138.0	1:38.380		89.04	3.637	14:32:25.091
7 -	31.215	103.2	44.315	87.1	22.723	138.3	1:38.253		89.15	3.510	14:34:03.344
8 -	31.080	***110.0***	43.952	84.5	22.396	137.7	1:37.428		89.91	2.685	14:35:40.772
9 -	30.586	107.5	43.385	84.6	22.355	139.2	1:36.326		90.93	1.583	14:37:17.098
10 -	30.993	109.4	43.794	83.3	22.992	136.6	1:37.779		89.58	3.036	14:38:54.877
11 -	30.966	***110.0***	42.840	82.9	22.250	137.7	1:36.056	**(3)**	91.19	1.313	14:40:30.933
12 -	30.719	106.5	42.785	***90.1***	21.962	***140.6***	1:35.466	**(2)**	91.75	0.723	14:42:06.399
13 -	***30.247***	108.5	***42.590***	83.6	***21.906***	140.1	***1:34.743***	**(1)**	***92.45***		***14:43:41.142***

P9 15 B Mark GOODYEAR March 75B

IDEAL LAP TIME : 1:34.195 BEST LAP TIME : 1:34.483 DIFFERENCE : 0.288

LAP	SECTOR 1		SECTOR 2		SECTOR 3		LAP TIME		MPH	DIFF	TIME OF DAY
1 -		96.1	45.807	86.4	24.029	123.1	1:47.231		81.69	12.748	14:24:15.971
2 -	30.404	100.4	45.051	86.8	23.378	122.2	1:38.833		88.63	4.350	14:25:54.804
3 -	30.105	98.1	44.132	83.3	23.730	122.4	1:37.967		89.41	3.484	14:27:32.771
4 -	30.380	101.2	44.406	81.6	23.335	122.9	1:38.121		89.27	3.638	14:29:10.892
5 -	31.148	99.4	43.666	79.0	23.535	123.5	1:38.349		89.06	3.866	14:30:49.241
6 -	30.828	101.8	43.974	86.4	23.646	121.7	1:38.448		88.97	3.965	14:32:27.689
7 -	31.206	97.9	43.995	87.8	23.498	122.2	1:38.699		88.75	4.216	14:34:06.388
8 -	30.858	103.4	42.535	88.1	23.529	120.6	1:36.922		90.38	2.439	14:35:43.310
9 -	30.228	101.2	43.338	83.5	23.717	122.4	1:37.283		90.04	2.800	14:37:20.593
10 -	30.661	101.2	44.203	91.0	22.949	123.5	1:37.813		89.55	3.330	14:38:58.406
11 -	***29.461***	***104.0***	***42.066***	86.4	22.956	***124.2***	***1:34.483***	**(1)**	***92.71***		***14:40:32.889***
12 -	29.833	101.0	42.804	***94.1***	***22.668***	124.0	1:35.305	**(3)**	91.91	0.822	14:42:08.194
13 -	29.464	101.2	42.203	87.0	22.968	124.0	1:34.635	**(2)**	92.56	0.152	14:43:42.829

HSCC Aurora Trophy Series with The Geoff Lees Trophy

RACE 12 - SECTOR ANALYSIS

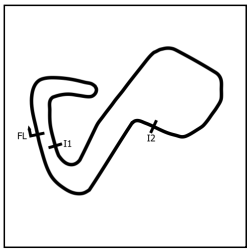

SECTOR 1 = FL to I1, SECTOR 2 = I1 to I2, SECTOR 3 = I2 to FL, DIFF = Difference To Personal Best Lap, P = Crossed Finish Line in Pit Lane, D = Time Disallowed

P10 16 A Jeremy CAINE March 712

IDEAL LAP TIME : 1:35.633 BEST LAP TIME : 1:36.000 DIFFERENCE : 0.367

LAP	SECTOR 1		SECTOR 2		SECTOR 3		LAP TIME	MPH	DIFF	TIME OF DAY
1 -		92.5	45.547	79.5	23.690	120.0	1:47.679	81.35	11.679	14:24:16.419
2 -	31.199	96.2	44.878	85.5	23.225	120.6	1:39.302	88.21	3.302	14:25:55.721
3 -	30.852	101.2	44.595	84.4	23.147	120.6	1:38.594	88.84	2.594	14:27:34.315
4 -	30.799	100.9	43.871	86.7	22.994	121.5	1:37.664	89.69	1.664	14:29:11.979
5 -	30.409	97.9	44.238	80.1	23.337	121.5	1:37.984	89.40	1.984	14:30:49.963
6 -	30.697	101.9	44.367	81.6	23.657	121.1	1:38.721	88.73	2.721	14:32:28.684
7 -	30.499	96.1	44.259	85.5	23.274	121.3	1:38.032	89.35	2.032	14:34:06.716
8 -	31.933	101.8	43.451	91.3	22.696	121.3	1:38.080	89.31	2.080	14:35:44.796
9 -	***30.065***	***102.7***	***42.892***	83.6	23.065	***123.3***	1:36.022 **(2)**	91.22	0.022	14:37:20.818
10 -	30.878	***102.7***	45.439	80.1	23.835	121.7	1:40.152	87.46	4.152	14:39:00.970
11 -	31.685	97.1	44.805	86.4	***22.676***	121.1	1:39.166	88.33	3.166	14:40:40.136
12 -	30.156	101.9	43.960	***91.5***	22.774	122.2	1:36.890 **(3)**	90.41	0.890	14:42:17.026
13 -	30.074	99.7	43.076	87.6	22.850	121.7	***1:36.000*** **(1)**	***91.24***		***14:43:53.026***

P11 6 E Frank LYONS McRae GM1

IDEAL LAP TIME : 1:36.425 BEST LAP TIME : 1:36.673 DIFFERENCE : 0.248

LAP	SECTOR 1		SECTOR 2		SECTOR 3		LAP TIME	MPH	DIFF	TIME OF DAY
1 -		91.8	44.115	80.9	23.130	***134.4***	1:43.851	84.34	7.178	14:24:12.591
2 -	31.811	98.1	44.237	84.2	22.875	131.3	1:38.923	88.55	2.250	14:25:51.514
3 -	31.872	99.4	44.048	81.2	23.004	131.5	1:38.924	88.55	2.251	14:27:30.438
4 -	31.296	92.9	45.016	84.6	23.162	131.5	1:39.474	88.06	2.801	14:29:09.912
5 -	31.434	104.8	43.781	83.6	23.025	***134.4***	1:38.240	89.16	1.567	14:30:48.152
6 -	31.248	101.2	43.977	83.4	***22.812***	127.8	1:38.037 **(3)**	89.35	1.364	14:32:26.189
7 -	32.312	96.9	43.182	***93.4***	23.748	125.6	1:39.242	88.26	2.569	14:34:05.431
8 -	***30.581***	106.1	***43.032***	85.9	23.060	129.8	***1:36.673*** **(1)**	***90.61***		***14:35:42.104***
9 -	30.782	100.9	43.738	81.4	22.865	133.4	1:37.385 **(2)**	89.95	0.712	14:37:19.489
10 -	31.254	***107.5***	46.096	85.3	23.064	130.8	1:40.414	87.23	3.741	14:38:59.903
11 -	32.146	98.9	47.060	77.5	26.519	108.0	1:45.725	82.85	9.052	14:40:45.628
12 -	33.851	94.5	47.231	77.7	26.906	109.6	1:47.988	81.11	11.315	14:42:33.616
13 -	36.807	86.1	48.340	78.5	25.084	107.7	1:50.231	79.46	13.558	14:44:23.847

P12 28 GLD George FOWLER Reynard SF84

IDEAL LAP TIME : 1:39.156 BEST LAP TIME : 1:39.552 DIFFERENCE : 0.396

LAP	SECTOR 1		SECTOR 2		SECTOR 3		LAP TIME	MPH	DIFF	TIME OF DAY
1 -		88.6	46.727	82.9	24.565	116.3	1:50.015	79.62	10.463	14:24:18.755
2 -	31.713	96.6	45.881	84.4	24.241	115.9	1:41.835	86.01	2.283	14:26:00.590
3 -	31.337	97.2	***44.374***	89.1	24.010	116.7	1:39.721 **(3)**	87.84	0.169	14:27:40.311
4 -	***30.961***	***97.9***	45.065	85.2	24.257	117.3	1:40.283	87.35	0.731	14:29:20.594
5 -	31.273	97.1	45.465	86.2	24.004	117.5	1:40.742	86.95	1.190	14:31:01.336
6 -	31.442	96.8	45.505	86.4	23.879	117.7	1:40.826	86.88	1.274	14:32:42.162
7 -	31.500	96.1	44.981	85.8	24.173	116.9	1:40.654	87.02	1.102	14:34:22.816
8 -	31.425	97.2	44.978	87.8	23.914	117.1	1:40.317	87.32	0.765	14:36:03.133
9 -	31.895	96.6	46.775	87.3	24.231	112.2	1:42.901	85.12	3.349	14:37:46.034
10 -	31.245	97.2	44.617	***90.4***	23.847	117.5	1:39.709 **(2)**	87.85	0.157	14:39:25.743
11 -	31.272	96.8	44.395	89.5	23.885	116.9	***1:39.552*** **(1)**	***87.99***		***14:41:05.295***
12 -	31.184	97.1	44.745	87.4	***23.821***	***117.9***	1:39.750	87.81	0.198	14:42:45.045
13 -	31.109	97.2	44.384	89.0	24.262	116.7	1:39.755	87.81	0.203	14:44:24.800

HSCC Aurora Trophy Series with The Geoff Lees Trophy

RACE 12 - SECTOR ANALYSIS

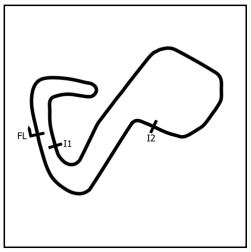

SECTOR 1 = FL to I1, SECTOR 2 = I1 to I2, SECTOR 3 = I2 to FL, DIFF = Difference To Personal Best Lap, P = Crossed Finish Line in Pit Lane, D = Time Disallowed

P13 5 E Keith NORRIS Mclaren M10B

IDEAL LAP TIME : 1:38.939 BEST LAP TIME : 1:39.177 DIFFERENCE : 0.238

LAP	SECTOR 1		SECTOR 2		SECTOR 3		LAP TIME	MPH	DIFF	TIME OF DAY
1 -		87.0	48.052	75.7	23.544	134.7	1:54.791	76.31	15.614	14:24:23.531
2 -	32.245	92.3	46.758	75.8	23.248	135.2	1:42.251	85.66	3.074	14:26:05.782
3 -	32.056	92.3	45.465	78.2	23.360	133.6	1:40.881	86.83	1.704	14:27:46.663
4 -	31.886	100.0	45.454	76.3	23.429	132.3	1:40.769 (3)	86.92	1.592	14:29:27.432
5 -	33.005	90.4	47.090	72.7	23.368	134.7	1:43.463	84.66	4.286	14:31:10.895
6 -	32.076	98.8	45.676	80.4	23.594	136.1	1:41.346	86.43	2.169	14:32:52.241
7 -	31.841	95.4	44.403	82.1	24.578	127.5	1:40.822	86.88	1.645	14:34:33.063
8 -	35.345	77.5	45.313	***86.2***	23.028	***136.9***	1:43.686	84.48	4.509	14:36:16.749
9 -	31.963	96.2	***44.274***	81.3	***22.940***	***136.9***	***1:39.177*** (1)	***88.32***		***14:37:55.926***
10 -	31.846	90.4	45.425	80.7	24.562	134.2	1:41.833	86.02	2.656	14:39:37.759
11 -	***31.725***	***103.7***	45.329	79.5	23.483	132.3	1:40.537 (2)	87.13	1.360	14:41:18.296
12 -	34.802	85.8	45.962	80.6	23.933	130.8	1:44.697	83.66	5.520	14:43:02.993

P14 37 E Adam SIMMONDS Lola T142

IDEAL LAP TIME : 1:51.078 BEST LAP TIME : 1:51.079 DIFFERENCE : 0.001

LAP	SECTOR 1		SECTOR 2		SECTOR 3		LAP TIME	MPH	DIFF	TIME OF DAY
1 -		79.4	52.873	69.3	27.149	111.2	2:04.641	70.28	13.562	14:24:33.381
2 -	36.148	82.6	51.271	69.2	26.913	109.4	1:54.332	76.61	3.253	14:26:27.713
3 -	35.716	85.4	51.059	69.1	26.913	110.7	1:53.688	77.05	2.609	14:28:21.401
4 -	35.569	81.4	51.242	74.8	27.158	110.1	1:53.969	76.86	2.890	14:30:15.370
5 -	36.268	84.5	52.369	68.6	27.308	108.9	1:55.945	75.55	4.866	14:32:11.315
6 -	35.696	***89.2***	51.489	64.9	27.221	108.0	1:54.406	76.56	3.327	14:34:05.721
7 -	36.071	82.4	50.727	71.5	26.599	***112.7***	1:53.397	77.24	2.318	14:35:59.118
8 -	35.114	85.8	51.533	69.9	26.994	110.9	1:53.641	77.08	2.562	14:37:52.759
9 -	35.160	84.4	50.204	***77.1***	26.533	112.0	1:51.897 (3)	78.28	0.818	14:39:44.656
10 -	35.676	88.7	49.694	74.3	***26.519***	112.0	1:51.889 (2)	78.29	0.810	14:41:36.545
11 -	***34.970***	87.8	***49.589***	73.7	26.520	110.1	***1:51.079*** (1)	***78.86***		***14:43:27.624***

P15 7 F Neil GLOVER Chevron B37

IDEAL LAP TIME : 1:28.830 BEST LAP TIME : 1:28.952 DIFFERENCE : 0.122

LAP	SECTOR 1		SECTOR 2		SECTOR 3		LAP TIME	MPH	DIFF	TIME OF DAY
1 -		109.6	39.979	87.0	21.446	144.3	1:33.494	93.69	4.542	14:24:02.234
2 -	***28.165***	109.1	39.744	89.1	21.308	143.7	1:29.217 (2)	98.18	0.265	14:25:31.451
3 -	28.170	***113.7***	39.620	85.4	21.555	144.6	1:29.345 (3)	98.04	0.393	14:27:00.796
4 -	28.287	112.4	***39.618***	***89.2***	***21.047***	144.6	***1:28.952*** (1)	***98.47***		***14:28:29.748***
5 -	28.345	107.5	41.011	86.7	21.112	***145.8***	1:30.468	96.82	1.516	14:30:00.216
6 -	28.466	110.0	40.314	86.9	21.171	145.2	1:29.951	97.38	0.999	14:31:30.167
7 -	28.821	111.4	40.558	85.3	21.544	145.2	1:30.923	96.34	1.971	14:33:01.090
8 -	29.109	107.3	40.084	86.2	21.743	143.3	1:30.936	96.32	1.984	14:34:32.026
9 -	28.651	108.2	40.801	85.8	22.502	130.8	1:31.954	95.26	3.002	14:36:03.980
10 -	29.998	100.9	42.260	83.6	21.832	140.1	1:34.090	93.10	5.138	14:37:38.070
11 -	30.277	106.6	41.404	79.1	23.509	133.9	1:35.190	92.02	6.238	14:39:13.260
12 -	29.398	112.2	40.280	85.8	22.715	130.8	1:32.393	94.81	3.441	14:40:45.653

HSCC Aurora Trophy Series with The Geoff Lees Trophy

RACE 12 - BEST SECTORS

SECTOR 1				SECTOR 2				SECTOR 3				IDEAL / BEST COMPARISON					
POS	NO	NAME	TIME	NO	NAME	TIME		NO	NAME	TIME	POS	NO	NAME	IDEAL	BEST	DIFF
													PERFECT LAP	1:23.193		
1	74	LYONS	26.562	74	LYONS	36.804		74	LYONS	19.827	1	74	LYONS	1:23.193	1:23.477	0.284
2	7	GLOVER	28.165	7	GLOVER	39.618		30	CAMPFIELD	20.812	2	7	GLOVER	1:28.830	1:28.952	0.122
3	30	CAMPFIELD	28.439	30	CAMPFIELD	39.622		7	GLOVER	21.047	3	30	CAMPFIELD	1:28.873	1:29.042	0.169
4	17	BLETSOE-BROWN	28.685	17	BLETSOE-BROWN	39.802		17	BLETSOE-BROWN	21.245	4	17	BLETSOE-BROWN	1:29.732	1:29.907	0.175
5	26	WILTSCHEGG	28.865	26	WILTSCHEGG	41.078		99	WURR	21.906	5	26	WILTSCHEGG	1:32.023	1:32.136	0.113
6	194	FRIEDL	28.976	194	FRIEDL	41.178		26	WILTSCHEGG	22.080	6	194	FRIEDL	1:32.304	1:32.618	0.314
7	49	LANE	29.228	110	PYETT	41.482		194	FRIEDL	22.150	7	110	PYETT	1:34.175	1:34.323	0.148
8	15	GOODYEAR	29.461	15	GOODYEAR	42.066		49	LANE	22.501	8	15	GOODYEAR	1:34.195	1:34.483	0.288
9	110	PYETT	30.002	49	LANE	42.503		15	GOODYEAR	22.668	9	49	LANE	1:34.232	1:34.476	0.244
10	16	CAINE	30.065	99	WURR	42.590		16	CAINE	22.676	10	99	WURR	1:34.743	1:34.743	0.000
11	99	WURR	30.247	16	CAINE	42.892		110	PYETT	22.691	11	16	CAINE	1:35.633	1:36.000	0.367
12	6	LYONS	30.581	6	LYONS	43.032		6	LYONS	22.812	12	6	LYONS	1:36.425	1:36.673	0.248
13	28	FOWLER	30.961	5	NORRIS	44.274		5	NORRIS	22.940	13	5	NORRIS	1:38.939	1:39.177	0.238
14	5	NORRIS	31.725	28	FOWLER	44.374		28	FOWLER	23.821	14	28	FOWLER	1:39.156	1:39.552	0.396
15	37	SIMMONDS	34.970	37	SIMMONDS	49.589		37	SIMMONDS	26.519	15	37	SIMMONDS	1:51.078	1:51.079	0.001

Weather / Track : Sunny / Dry

Brands Hatch GP: 2.4332 miles
Date: 10/07/2022 Start: 14:22 Finish: 14:42

Results can be found at www.tsl-timing.com

Printed - 14:46 Sunday, 10 July 2022

HSCC Aurora Trophy Series with The Geoff Lees Trophy

RACE 12 - BEST SPEEDS

	INTERMEDIATE 1			INTERMEDIATE 2			FINISH LINE		
POS	NO	NAME	MPH	NO	NAME	MPH	NO	NAME	MPH
1	**74**	LYONS	**122.6**	**74**	LYONS	**99.2**	**30**	CAMPFIELD	**147.8**
2	**7**	GLOVER	**113.7**	**194**	FRIEDL	**97.5**	**74**	LYONS	**147.1**
3	**17**	BLETSOE-BROWN	**110.7**	**17**	BLETSOE-BROWN	**95.5**	**7**	GLOVER	**145.8**
4	**30**	CAMPFIELD	**110.3**	**26**	WILTSCHEGG	**95.4**	**99**	WURR	**140.6**
5	**99**	WURR	**110.0**	**110**	PYETT	**94.6**	**5**	NORRIS	**136.9**
6	**6**	LYONS	**107.5**	**15**	GOODYEAR	**94.1**	**17**	BLETSOE-BROWN	**136.3**
7	**26**	WILTSCHEGG	**104.8**	**6**	LYONS	**93.4**	**6**	LYONS	**134.4**
8	**110**	PYETT	**104.8**	**30**	CAMPFIELD	**91.9**	**110**	PYETT	**127.0**
9	**194**	FRIEDL	**104.6**	**49**	LANE	**91.6**	**49**	LANE	**124.5**
10	**49**	LANE	**104.0**	**16**	CAINE	**91.5**	**26**	WILTSCHEGG	**124.2**
11	**15**	GOODYEAR	**104.0**	**28**	FOWLER	**90.4**	**15**	GOODYEAR	**124.2**
12	**5**	NORRIS	**103.7**	**99**	WURR	**90.1**	**16**	CAINE	**123.3**
13	**16**	CAINE	**102.7**	**7**	GLOVER	**89.2**	**194**	FRIEDL	**122.9**
14	**28**	FOWLER	**97.9**	**5**	NORRIS	**86.2**	**28**	FOWLER	**117.9**
15	**37**	SIMMONDS	**89.2**	**37**	SIMMONDS	**77.1**	**37**	SIMMONDS	**112.7**
16									

Weather / Track : Sunny / Dry

Brands Hatch GP: 2.4332 miles
Date: 10/07/2022 Start: 14:22 Finish: 14:42

Results can be found at www.tsl-timing.com

Printed - 14:46 Sunday, 10 July 2022

HSCC Aurora Trophy Series with The Geoff Lees Trophy

RACE 12 - STATISTICS

Competitors Started	15
Planned Start	2022-07-10 @ 14:22:00.000
Actual Start	2022-07-10 @ 14:22:28.739
Finish Time	2022-07-10 @ 14:42:54.594
Track Length	2.4332mi.
Total Laps	196
Total Distance Covered	476.9247mi.

Session Fastest Lap History

NO	CL	NAME	LAP TIME	TIME OF DAY	LAP	VEHICLE
74	F	**Michael LYONS**	**1:28.322**	14:23:57.071	1	Gurney Eagle FA74
74	F	**Michael LYONS**	**1:24.257**	14:25:21.323	2	Gurney Eagle FA74
74	F	**Michael LYONS**	**1:23.477**	14:26:44.803	3	Gurney Eagle FA74

Session Leader History

NO	CL	NAME	FROM LAP	LAPS LED	DISTANCE	VEHICLE
74	F	**Michael LYONS**	1	14	34.06 miles	Gurney Eagle FA74

Flag History

TYPE	TIME OF DAY
GREEN	14:22:28.739
FINISH	14:42:54.594

Flag Statistics

TYPE	COUNT	TOTAL LAPS	TOTAL TIME
Green	1	14	22:18.292
Red	0	0	0.000
Safety Car	0	0	0.000
FCY	0	0	0.000

Weather / Track : Sunny / Dry

Brands Hatch GP: 2.4332 miles
Date: 10/07/2022 Start: 14:22 Finish: 14:42

HSCC Aurora Trophy Series with The Geoff Lees Trophy

RACE 12 - STATISTICS

CLASS : A

2 Starters

Fastest Lap History

NO	NAME	LAP TIME	TIME OF DAY	LAP	VEHICLE
110	**Daniel PYETT**	**1:45.053**	14:24:13.805	1	Tecno F2
110	**Daniel PYETT**	**1:38.270**	14:25:52.075	2	Tecno F2
110	**Daniel PYETT**	**1:37.500**	14:27:29.575	3	Tecno F2
110	**Daniel PYETT**	**1:37.180**	14:32:25.127	6	Tecno F2
110	**Daniel PYETT**	**1:36.413**	14:34:01.501	7	Tecno F2
110	**Daniel PYETT**	**1:34.648**	14:35:36.150	8	Tecno F2
110	**Daniel PYETT**	**1:34.323**	14:37:10.472	9	Tecno F2

Leader History

NO	NAME	FROM LAP	LAPS LED	DISTANCE	VEHICLE
110	**Daniel PYETT**	1	13	31.63 miles	Tecno F2

HSCC Aurora Trophy Series with The Geoff Lees Trophy

RACE 12 - STATISTICS

CLASS : B

4 Starters

Fastest Lap History

NO	NAME	LAP TIME	TIME OF DAY	LAP	VEHICLE
26	**Roland WILTSCHEGG**	**1:38.130**	14:24:06.883	1	Chevron B39
26	**Roland WILTSCHEGG**	**1:32.821**	14:25:39.704	2	Chevron B39
194	**Martin FRIEDL**	**1:32.787**	14:28:54.220	4	Brabham BT40
26	**Roland WILTSCHEGG**	**1:32.768**	14:34:58.291	8	Chevron B39
26	**Roland WILTSCHEGG**	**1:32.620**	14:36:30.911	9	Chevron B39
26	**Roland WILTSCHEGG**	**1:32.586**	14:38:03.484	10	Chevron B39
26	**Roland WILTSCHEGG**	**1:32.136**	14:41:09.266	12	Chevron B39

Leader History

NO	NAME	FROM LAP	LAPS LED	DISTANCE	VEHICLE
26	**Roland WILTSCHEGG**	1	14	34.06 miles	Chevron B39

HSCC Aurora Trophy Series with The Geoff Lees Trophy

RACE 12 - STATISTICS

CLASS : C

1 Starters

Fastest Lap History

NO	NAME	LAP TIME	TIME OF DAY	LAP	VEHICLE
17	**Michael BLETSOE-BROWN**	**1:36.236**	14:24:04.991	1	Chevron B27
17	**Michael BLETSOE-BROWN**	**1:30.935**	14:25:35.926	2	Chevron B27
17	**Michael BLETSOE-BROWN**	**1:30.517**	14:27:06.434	3	Chevron B27
17	**Michael BLETSOE-BROWN**	**1:29.907**	14:33:08.180	7	Chevron B27

Leader History

NO	NAME	FROM LAP	LAPS LED	DISTANCE	VEHICLE
17	**Michael BLETSOE-BROWN**	1	14	34.06 miles	Chevron B27

HSCC Aurora Trophy Series with The Geoff Lees Trophy

RACE 12 - STATISTICS

CLASS : E

4 Starters

Fastest Lap History

NO	NAME	LAP TIME	TIME OF DAY	LAP	VEHICLE
99	**Matthew WURR**	**1:43.009**	14:24:11.766	1	McLaren M10B
99	**Matthew WURR**	**1:38.522**	14:25:50.288	2	McLaren M10B
99	**Matthew WURR**	**1:37.900**	14:30:46.728	5	McLaren M10B
99	**Matthew WURR**	**1:37.428**	14:35:40.789	8	McLaren M10B
6	**Frank LYONS**	**1:36.673**	14:35:42.121	8	McRae GM1
99	**Matthew WURR**	**1:36.326**	14:37:17.116	9	McLaren M10B
99	**Matthew WURR**	**1:36.056**	14:40:30.951	11	McLaren M10B
99	**Matthew WURR**	**1:35.466**	14:42:06.417	12	McLaren M10B
99	**Matthew WURR**	**1:34.743**	14:43:41.159	13	McLaren M10B

Leader History

NO	NAME	FROM LAP	LAPS LED	DISTANCE	VEHICLE
99	**Matthew WURR**	1	13	31.63 miles	McLaren M10B

HSCC Aurora Trophy Series with The Geoff Lees Trophy

RACE 12 - STATISTICS

CLASS : F

3 Starters

Fastest Lap History

NO	NAME	LAP TIME	TIME OF DAY	LAP	VEHICLE
74	**Michael LYONS**	**1:28.322**	14:23:57.071	1	Gurney Eagle FA74
74	**Michael LYONS**	**1:24.257**	14:25:21.323	2	Gurney Eagle FA74
74	**Michael LYONS**	**1:23.477**	14:26:44.803	3	Gurney Eagle FA74

Leader History

NO	NAME	FROM LAP	LAPS LED	DISTANCE	VEHICLE
74	**Michael LYONS**	1	14	34.06 miles	Gurney Eagle FA74

HSCC Aurora Trophy Series with The Geoff Lees Trophy

RACE 12 - STATISTICS

CLASS : GLD

1 Starters

Fastest Lap History

NO	NAME	LAP TIME	TIME OF DAY	LAP	VEHICLE
28	**George FOWLER**	**1:50.015**	14:24:18.761	1	Reynard SF84
28	**George FOWLER**	**1:41.835**	14:26:00.596	2	Reynard SF84
28	**George FOWLER**	**1:39.721**	14:27:40.318	3	Reynard SF84
28	**George FOWLER**	**1:39.709**	14:39:25.749	10	Reynard SF84
28	**George FOWLER**	**1:39.552**	14:41:05.302	11	Reynard SF84

Leader History

NO	NAME	FROM LAP	LAPS LED	DISTANCE	VEHICLE
28	**George FOWLER**	1	13	31.63 miles	Reynard SF84

Weather / Track : Sunny / Dry

Brands Hatch GP: 2.4332 miles
Date: 10/07/2022 Start: 14:22 Finish: 14:42

HSCC CLASSIC FORMULA 3

Genuine F3 cars built and raced between 1971-1984

Legends of Brands Hatch Super Prix

Brands Hatch GP

9th / 10th July 2022

Timing & Results Provided by Timing Solutions Ltd

www.tsl-timing.com

Brands Hatch GP

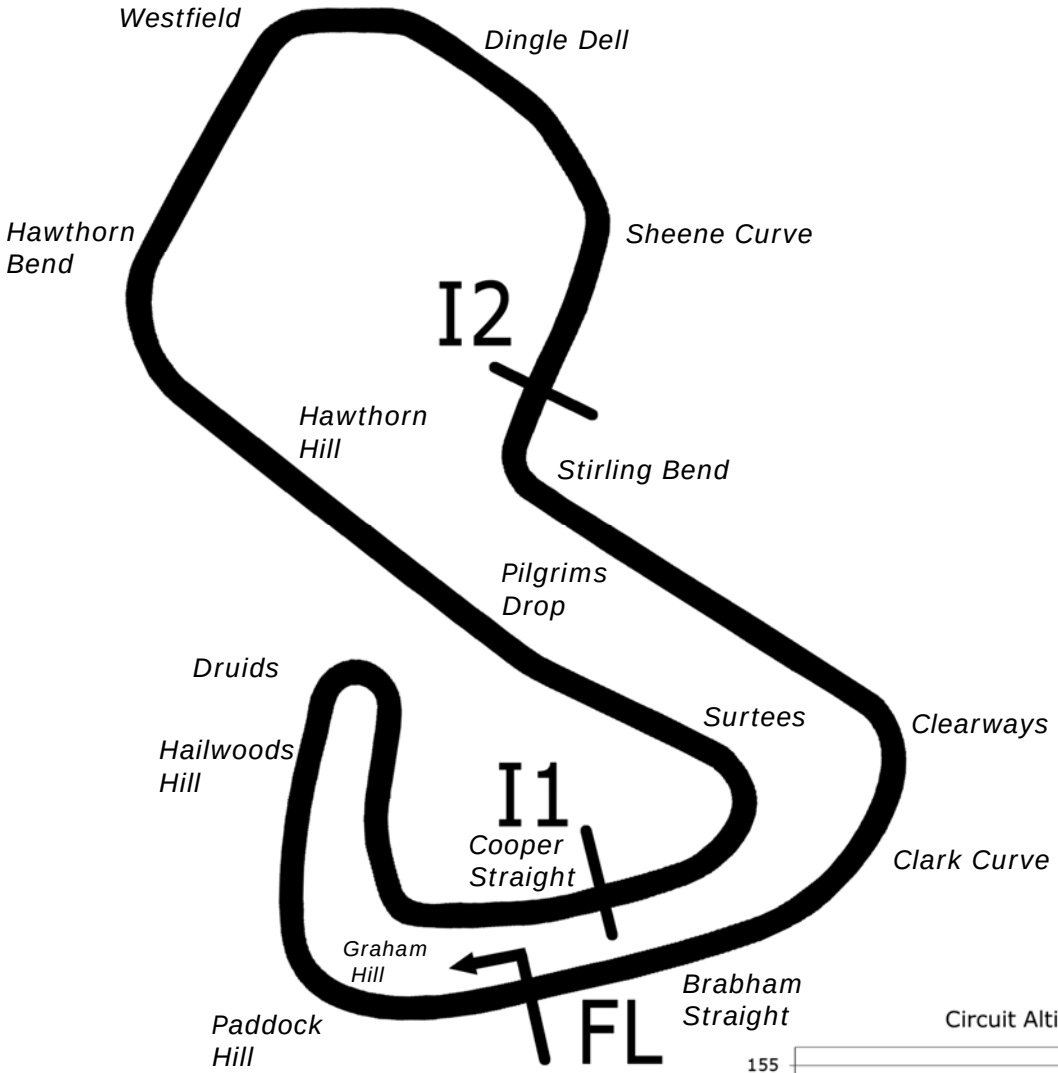

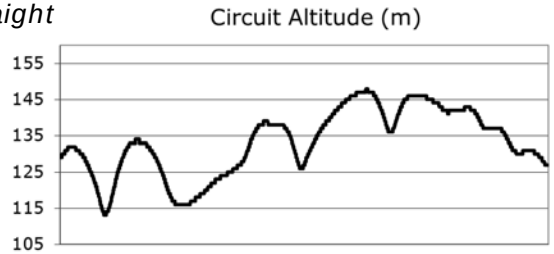

Length	2.4332 miles	3916.0 m	
FL		51.36032 N	0.26032 E
I1	1116m	51.35934 N	0.25955 E
I2	2928m	51.35532 N	0.26250 E
Pit Entry	3646m	51.35911 N	0.25743 E
Pit Exit	26m after FL	51.36027 N	0.26078 E

Pit Entry–Pit Exit 277m, 19.9s @50kph, 16.6s @60kph

All results available at www.tsl-timing.com

Sheet No:	Issue Time:

HSCC Classic Formula 3 Championship

QUALIFYING - RACE 5 - CLASSIFICATION

POS	NO	CL	PIC	NAME	ENTRY	TIME	ON	LAPS	GAP	DIFF	MPH
1	**78**	A	1	**Andy SMITH**	March 783	**1:30.145**	13	13			97.17
2	**32**	A	2	**Tony HANCOCK**	Lola T670	**1:30.653**	9	9	**0.508**	0.508	96.63
3	**11**	A	3	**Simon JACKSON**	Chevron B43	**1:31.774**	12	12	**1.629**	1.121	95.45
4	**30**	A	4	**Paul DIBDEN**	Argo JM6	**1:31.891**	11	12	**1.746**	0.117	95.32
5	**17**	A	5	**Keith WHITE**	Ralt RT1	**1:32.125**	13	13	**1.980**	0.234	95.08
6	**7**	A	6	**Richard TROTT**	Chevron B43	**1:33.658**	6	6	**3.513**	1.533	93.53
7	**33**	A	7	**Fraser GRAY**	Ralt RT3	**1:34.807**	11	13	**4.662**	1.149	92.39
8	**14**	A	8	**Stephen BARLOW**	Ralt RT3	**1:34.965**	12	13	**4.820**	0.158	92.24
9	**2**	A	9	**David THORBURN**	Ralt RT3	**1:35.056**	12	13	**4.911**	0.091	92.15
10	**147**	A	10	**Louis HANJOUL**	Argo JM1	**1:35.868**	12	12	**5.723**	0.812	91.37
11	**10**	A	11	**Richard COOKE**	March 793	**1:37.412**	11	12	**7.267**	1.544	89.92
12	**55**	C	1	**Jon FINCH**	Reynard SF79	**1:37.866**	10	11	**7.721**	0.454	89.50
13	**27**	A	12	**Bruce BALCHIN**	March 743	**1:39.536**	6	6	**9.391**	1.670	88.00
14	**9**	A	13	**Ian INGRAM**	Ralt RT3	**1:41.330**	6	10	**11.185**	1.794	86.44
15	**5**	A	14	**Neil JENKINS**	Chevron B38	**1:44.554**	10	10	**14.409**	3.224	83.78
16	**34**	D	1	**Peter FINNIGAN**	Van Diemen RF82	**1:48.244**	11	11	**18.099**	3.690	80.92

Weather / Track : Cloudy / Dry

Brands Hatch GP: 2.4332 miles

These results are provisional until the conclusion of any judicial and technical matters.

Date: 09/07/2022 Start: 10:57 Finish: 11:17

Clerk Of Course : Julian Floyd	Stewards :	Timekeeper : Nick Palmer

HSCC Classic Formula 3 Championship

QUALIFYING - RACE 5 - SECTOR ANALYSIS

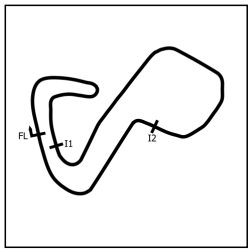

SECTOR 1 = FL to I1, SECTOR 2 = I1 to I2, SECTOR 3 = I2 to FL, DIFF = Difference To Personal Best Lap, P = Crossed Finish Line in Pit Lane, D = Time Disallowed

P1 78 A Andy SMITH — March 783

IDEAL LAP TIME : 1:30.008 BEST LAP TIME : 1:30.145 DIFFERENCE : 0.137

LAP	SECTOR 1		SECTOR 2		SECTOR 3		LAP TIME		MPH	DIFF	TIME OF DAY
1 -	OUTLAP	94.3	43.371	79.3	22.761	123.5	1:42.013		85.86	11.868	10:59:20.674
2 -	30.204	102.1	41.921	84.4	22.319	122.6	1:34.444		92.75	4.299	11:00:55.118
3 -	29.374	100.1	41.342	87.8	22.034	123.3	1:32.750		94.44	2.605	11:02:27.868
4 -	28.999	104.8	41.086	89.0	21.850	124.0	1:31.935		95.28	1.790	11:03:59.803
5 -	28.939	103.0	40.722	90.3	21.764	***124.2***	1:31.425		95.81	1.280	11:05:31.228
6 -	28.733	103.0	40.165	91.3	21.690	124.0	1:30.588		96.69	0.443	11:07:01.816
7 -	28.717	105.0	39.856	92.8	21.606	124.0	1:30.179	**(2)**	97.13	0.034	11:08:31.995
8 -	29.223	105.5	41.695	76.6	24.051	122.6	1:34.969		92.23	4.824	11:10:06.964
9 -	28.740	104.8	39.943	93.0	21.788	123.5	1:30.471		96.82	0.326	11:11:37.435
10 -	***28.621***	103.7	41.122	87.3	22.237	123.1	1:31.980		95.23	1.835	11:13:09.415
11 -	28.676	***106.1***	39.832	93.9	21.751	123.5	1:30.259		97.05	0.114	11:14:39.674
12 -	28.859	***106.1***	***39.830***	***97.5***	***21.557***	***124.2***	1:30.246	**(3)**	97.06	0.101	11:16:09.920
13 -	28.622	105.8	39.864	93.8	21.659	***124.2***	***1:30.145***	**(1)**	***97.17***		***11:17:40.065***

P2 32 A Tony HANCOCK — Lola T670

IDEAL LAP TIME : 1:30.653 BEST LAP TIME : 1:30.653 DIFFERENCE : 0.000

LAP	SECTOR 1		SECTOR 2		SECTOR 3		LAP TIME		MPH	DIFF	TIME OF DAY
1 -	OUTLAP	92.5	47.044	83.6	23.207	120.6	1:46.338		82.37	15.685	10:59:11.574
2 -	29.505	100.9	45.483	87.6	22.512	121.5	1:37.500		89.84	6.847	11:00:49.074
3 -	28.948	102.2	41.722	94.9	22.161	121.7	1:32.831		94.36	2.178	11:02:21.905
4 -	29.102	***104.0***	41.480	92.9	21.907	***123.3***	1:32.489		94.71	1.836	11:03:54.394
5 -	28.833	100.9	41.862	94.7	21.867	***123.3***	1:32.562		94.63	1.909	11:05:26.956
6 -	28.628	102.9	40.687	95.1	21.974	123.1	1:31.289	**(3)**	95.95	0.636	11:06:58.245
7 -	28.707	103.4	40.620	***97.5***	21.950	122.0	1:31.277	**(2)**	95.96	0.624	11:08:29.522
8 -	29.097	101.8	41.148	97.1	22.458	120.2	1:32.703		94.49	2.050	11:10:02.225
9 -	***28.456***	103.8	***40.349***	96.2	***21.848***	122.4	***1:30.653***	**(1)**	***96.63***		***11:11:32.878***

P3 11 A Simon JACKSON — Chevron B43

IDEAL LAP TIME : 1:31.522 BEST LAP TIME : 1:31.774 DIFFERENCE : 0.252

LAP	SECTOR 1		SECTOR 2		SECTOR 3		LAP TIME		MPH	DIFF	TIME OF DAY
1 -	OUTLAP	91.3	45.950	79.1	23.073	121.3	1:46.047		82.60	14.273	10:59:33.928
2 -	29.868	100.3	44.965	82.0	23.749	121.1	1:38.582		88.85	6.808	11:01:12.510
3 -	28.916	102.9	42.261	97.3	23.984	119.4	1:35.161		92.05	3.387	11:02:47.671
4 -	28.939	103.2	41.581	88.5	22.855	122.2	1:33.375		93.81	1.601	11:04:21.046
5 -	28.745	103.4	41.616	91.6	22.563	***122.4***	1:32.924		94.26	1.150	11:05:53.970
6 -	***28.613***	***104.5***	41.307	93.0	22.270	122.2	1:32.190	**(2)**	95.01	0.416	11:07:26.160
7 -	29.377	97.6	42.343	87.3	22.928	121.3	1:34.648		92.55	2.874	11:09:00.808
8 -	28.975	102.7	41.408	97.1	22.393	122.2	1:32.776		94.41	1.002	11:10:33.584
9 -	29.567	99.8	42.649	86.1	IN PIT		3:10.830	**P**	45.90	1:39.056	11:13:44.414
10 -	OUTLAP	99.4	41.719	88.6	22.329	121.3	1:37.126		90.19	5.352	11:15:21.540
11 -	28.913	104.0	40.898	92.3	22.903	121.3	1:32.714	**(3)**	94.48	0.940	11:16:54.254
12 -	28.865	104.3	***40.706***	***97.8***	***22.203***	***122.4***	***1:31.774***	**(1)**	***95.45***		***11:18:26.028***

P4 30 A Paul DIBDEN — Argo JM6

IDEAL LAP TIME : 1:31.891 BEST LAP TIME : 1:31.891 DIFFERENCE : 0.000

LAP	SECTOR 1		SECTOR 2		SECTOR 3		LAP TIME		MPH	DIFF	TIME OF DAY
1 -	OUTLAP	88.7	51.830	69.6	24.898	113.5	1:56.487		75.20	24.596	10:59:42.702
2 -	31.759	97.5	43.018	93.4	23.017	117.9	1:37.794		89.57	5.903	11:01:20.496
3 -	30.071	98.3	43.096	76.2	23.793	116.7	1:36.960		90.34	5.069	11:02:57.456
4 -	29.873	99.8	42.824	86.7	23.544	118.3	1:36.241		91.01	4.350	11:04:33.697
5 -	31.220	98.5	41.916	98.6	22.980	118.5	1:36.116		91.13	4.225	11:06:09.813
6 -	29.636	100.3	41.577	96.5	22.613	118.3	1:33.826	**(3)**	93.36	1.935	11:07:43.639
7 -	31.764	95.7	48.363	66.5	24.947	117.7	1:45.074		83.36	13.183	11:09:28.713
8 -	30.023	100.6	41.498	***99.8***	22.852	117.7	1:34.373		92.82	2.482	11:11:03.086
9 -	29.988	101.0	41.527	95.5	22.526	118.1	1:34.041		93.14	2.150	11:12:37.127
10 -	29.452	***101.6***	41.430	95.3	22.312	119.1	1:33.194	**(2)**	93.99	1.303	11:14:10.321
11 -	***29.018***	101.5	***40.647***	99.5	***22.226***	***119.8***	***1:31.891***	**(1)**	***95.32***		***11:15:42.212***
12 -	29.226	100.7	44.344	73.5	24.076	110.5	1:37.646		89.71	5.755	11:17:19.858

Weather / Track : Cloudy / Dry

Brands Hatch GP: 2.4332 miles
Date: 09/07/2022 Start: 10:57 Finish: 11:17

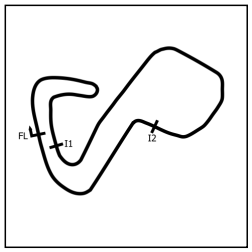

HSCC Classic Formula 3 Championship

QUALIFYING - RACE 5 - SECTOR ANALYSIS

SECTOR 1 = FL to I1, SECTOR 2 = I1 to I2, SECTOR 3 = I2 to FL, DIFF = Difference To Personal Best Lap, P = Crossed Finish Line in Pit Lane, D = Time Disallowed

P5 17 A Keith WHITE — Ralt RT1

IDEAL LAP TIME : 1:31.932 BEST LAP TIME : 1:32.125 DIFFERENCE : 0.193

LAP	SECTOR 1		SECTOR 2		SECTOR 3		LAP TIME	MPH	DIFF	TIME OF DAY
1 -	OUTLAP	81.2	47.018	78.3	24.526	119.4	1:50.857	79.01	18.732	10:59:20.362
2 -	32.801	93.5	45.127	84.5	23.606	122.0	1:41.534	86.27	9.409	11:01:01.896
3 -	31.004	103.2	43.125	86.8	23.034	122.2	1:37.163	90.15	5.038	11:02:39.059
4 -	30.076	100.9	42.349	84.5	23.032	122.9	1:35.457	91.76	3.332	11:04:14.516
5 -	29.602	104.3	42.178	95.7	22.696	122.9	1:34.476	92.72	2.351	11:05:48.992
6 -	30.214	101.2	42.197	90.6	22.720	***123.1***	1:35.131	92.08	3.006	11:07:24.123
7 -	30.167	104.0	42.723	85.2	23.147	122.2	1:36.037	91.21	3.912	11:09:00.160
8 -	29.345	103.7	41.379	***98.5***	22.393	122.9	1:33.117	94.07	0.992	11:10:33.277
9 -	29.413	104.5	41.398	93.9	22.688	121.5	1:33.499	93.68	1.374	11:12:06.776
10 -	28.966	105.5	41.689	94.5	22.509	122.9	1:33.164	94.02	1.039	11:13:39.940
11 -	29.206	104.6	41.111	95.4	***22.338***	122.9	1:32.655 **(2)**	94.54	0.530	11:15:12.595
12 -	***28.875***	106.0	41.264	90.1	22.552	122.9	1:32.691 **(3)**	94.50	0.566	11:16:45.286
13 -	28.972	***106.1***	***40.719***	93.2	22.434	***123.1***	***1:32.125*** **(1)**	***95.08***		***11:18:17.411***

P6 7 A Richard TROTT — Chevron B43

IDEAL LAP TIME : 1:33.658 BEST LAP TIME : 1:33.658 DIFFERENCE : 0.000

LAP	SECTOR 1		SECTOR 2		SECTOR 3		LAP TIME	MPH	DIFF	TIME OF DAY
1 -	OUTLAP	84.0	48.931	75.4	24.491	119.8	1:51.939	78.25	18.281	10:59:13.709
2 -	32.920	97.6	43.619	82.5	23.352	122.0	1:39.891	87.69	6.233	11:00:53.600
3 -	30.459	100.1	43.610	90.8	23.147	122.2	1:37.216	90.10	3.558	11:02:30.816
4 -	29.817	101.6	41.867	94.5	22.960	***122.6***	1:34.644 **(2)**	92.55	0.986	11:04:05.460
5 -	29.800	100.9	42.058	91.8	22.932	121.7	1:34.790 **(3)**	92.41	1.132	11:05:40.250
6 -	***29.684***	***102.4***	***41.311***	***95.7***	***22.663***	121.5	***1:33.658*** **(1)**	***93.53***		***11:07:13.908***

P7 33 A Fraser GRAY — Ralt RT3

IDEAL LAP TIME : 1:34.293 BEST LAP TIME : 1:34.807 DIFFERENCE : 0.514

LAP	SECTOR 1		SECTOR 2		SECTOR 3		LAP TIME	MPH	DIFF	TIME OF DAY
1 -	OUTLAP	81.0	48.885	76.6	24.936	118.1	1:52.216	78.06	17.409	10:59:24.047
2 -	32.844	92.0	45.852	85.4	24.452	116.7	1:43.148	84.92	8.341	11:01:07.195
3 -	31.500	98.2	44.903	86.9	24.824	118.9	1:41.227	86.53	6.420	11:02:48.422
4 -	30.340	99.1	44.162	91.0	23.172	***121.1***	1:37.674	89.68	2.867	11:04:26.096
5 -	29.754	100.1	43.709	91.0	23.021	119.6	1:36.484	90.79	1.677	11:06:02.580
6 -	31.093	101.6	43.125	88.6	23.024	118.9	1:37.242	90.08	2.435	11:07:39.822
7 -	30.652	101.8	43.054	89.5	23.017	120.6	1:36.723	90.56	1.916	11:09:16.545
8 -	29.652	101.2	42.855	89.9	22.697	120.6	1:35.204	92.01	0.397	11:10:51.749
9 -	***29.407***	***103.7***	42.987	91.0	***22.671***	120.4	1:35.065 **(3)**	92.14	0.258	11:12:26.814
10 -	29.541	102.2	43.475	90.1	22.757	120.9	1:35.773	91.46	0.966	11:14:02.587
11 -	29.746	101.8	***42.215***	91.3	22.846	118.7	***1:34.807*** **(1)**	***92.39***		***11:15:37.394***
12 -	29.981	102.4	42.274	***94.5***	22.795	113.5	1:35.050 **(2)**	92.16	0.243	11:17:12.444
13 -	30.107	103.4	42.525	92.0	22.905	118.3	1:35.537	91.69	0.730	11:18:47.981

P8 14 A Stephen BARLOW — Ralt RT3

IDEAL LAP TIME : 1:34.635 BEST LAP TIME : 1:34.965 DIFFERENCE : 0.330

LAP	SECTOR 1		SECTOR 2		SECTOR 3		LAP TIME	MPH	DIFF	TIME OF DAY
1 -	OUTLAP	84.5	46.943	79.0	24.455	117.3	1:50.023	79.61	15.058	10:59:20.631
2 -	31.718	100.6	44.009	89.0	23.635	118.1	1:39.362	88.16	4.397	11:00:59.993
3 -	30.565	99.5	43.500	87.1	23.745	117.5	1:37.810	89.55	2.845	11:02:37.803
4 -	30.757	99.4	45.017	85.3	23.453	116.5	1:39.227	88.28	4.262	11:04:17.030
5 -	30.233	100.1	43.297	93.2	23.357	115.5	1:36.887	90.41	1.922	11:05:53.917
6 -	30.732	100.3	44.183	91.0	23.049	118.5	1:37.964	89.41	2.999	11:07:31.881
7 -	29.979	101.5	43.079	***94.1***	23.407	118.5	1:36.465	90.80	1.500	11:09:08.346
8 -	29.898	100.9	42.444	92.1	***22.706***	***120.4***	1:35.048 **(2)**	92.16	0.083	11:10:43.394
9 -	30.275	102.2	42.745	90.6	23.023	118.3	1:36.043	91.20	1.078	11:12:19.437
10 -	30.073	101.8	43.453	87.3	22.970	118.7	1:36.496	90.77	1.531	11:13:55.933
11 -	29.719	102.1	43.456	89.2	22.731	118.7	1:35.906 **(3)**	91.33	0.941	11:15:31.839
12 -	29.919	101.5	***42.294***	92.1	22.752	119.1	***1:34.965*** **(1)**	***92.24***		***11:17:06.804***
13 -	***29.635***	***103.0***	42.532	76.7	23.893	119.8	1:36.060	91.19	1.095	11:18:42.864

Weather / Track : Cloudy / Dry

Brands Hatch GP: 2.4332 miles
Date: 09/07/2022 Start: 10:57 Finish: 11:17

HSCC Classic Formula 3 Championship

QUALIFYING - RACE 5 - SECTOR ANALYSIS

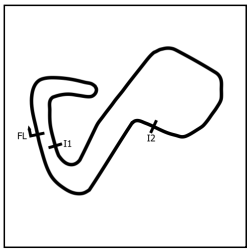

SECTOR 1 = FL to I1, SECTOR 2 = I1 to I2, SECTOR 3 = I2 to FL, DIFF = Difference To Personal Best Lap, P = Crossed Finish Line in Pit Lane, D = Time Disallowed

P9 2 A David THORBURN Ralt RT3

IDEAL LAP TIME : 1:34.967 BEST LAP TIME : 1:35.056 DIFFERENCE : 0.089

LAP	SECTOR 1		SECTOR 2		SECTOR 3		LAP TIME	MPH	DIFF	TIME OF DAY
1 -	OUTLAP	94.3	45.472	77.5	24.332	118.1	1:46.205	82.48	11.149	10:59:14.127
2 -	30.969	97.2	44.143	84.7	24.070	116.3	1:39.182	88.32	4.126	11:00:53.309
3 -	30.112	98.9	44.461	72.7	23.935	117.3	1:38.508	88.92	3.452	11:02:31.817
4 -	30.063	99.1	52.592	60.6	24.589	117.1	1:47.244	81.68	12.188	11:04:19.061
5 -	30.716	95.8	43.973	85.7	23.716	***118.5***	1:38.405	89.01	3.349	11:05:57.466
6 -	30.133	100.7	43.889	82.2	23.541	117.5	1:37.563	89.78	2.507	11:07:35.029
7 -	29.906	101.2	43.305	87.2	23.490	117.7	1:36.701	90.58	1.645	11:09:11.730
8 -	29.874	100.6	43.283	86.9	23.612	116.9	1:36.769	90.52	1.713	11:10:48.499
9 -	29.772	101.0	42.890	86.0	23.364	116.7	1:36.026	91.22	0.970	11:12:24.525
10 -	29.850	99.5	44.028	82.2	23.323	118.3	1:37.201	90.12	2.145	11:14:01.726
11 -	29.635	101.0	42.517	88.8	23.246	117.7	1:35.398 **(3)**	91.82	0.342	11:15:37.124
12 -	29.431	100.1	***42.385***	***89.5***	23.240	117.7	***1:35.056*** **(1)**	***92.15***		***11:17:12.180***
13 -	***29.397***	***101.3***	42.646	83.3	***23.185***	118.3	1:35.228 **(2)**	91.98	0.172	11:18:47.408

P10 147 A Louis HANJOUL Argo JM1

IDEAL LAP TIME : 1:35.492 BEST LAP TIME : 1:35.868 DIFFERENCE : 0.376

LAP	SECTOR 1		SECTOR 2		SECTOR 3		LAP TIME	MPH	DIFF	TIME OF DAY
1 -	OUTLAP	90.0	48.222	71.0	25.222	116.3	1:52.796	77.66	16.928	10:59:29.986
2 -	31.592	91.8	47.536	78.6	24.777	118.3	1:43.905	84.30	8.037	11:01:13.891
3 -	31.392	96.2	45.481	82.0	23.883	118.1	1:40.756	86.94	4.888	11:02:54.647
4 -	30.776	99.8	44.343	86.0	23.768	***119.6***	1:38.887	88.58	3.019	11:04:33.534
5 -	31.737	95.5	45.197	76.7	24.996	119.1	1:41.930	85.93	6.062	11:06:15.464
6 -	30.822	100.0	43.491	89.8	23.740	116.7	1:38.053	89.33	2.185	11:07:53.517
7 -	30.371	101.0	43.890	85.8	23.745	118.1	1:38.006	89.38	2.138	11:09:31.523
8 -	30.426	100.7	43.825	88.7	23.544	117.5	1:37.795	89.57	1.927	11:11:09.318
9 -	30.302	100.6	43.271	***93.4***	23.365	117.7	1:36.938	90.36	1.070	11:12:46.256
10 -	30.239	***101.6***	42.789	92.9	***22.971***	118.9	1:35.999 **(2)**	91.24	0.131	11:14:22.255
11 -	30.197	101.2	43.147	93.2	23.198	118.1	1:36.542 **(3)**	90.73	0.674	11:15:58.797
12 -	***29.965***	100.9	***42.556***	92.4	23.347	119.1	***1:35.868*** **(1)**	***91.37***		***11:17:34.665***

P11 10 A Richard COOKE March 793

IDEAL LAP TIME : 1:36.803 BEST LAP TIME : 1:37.412 DIFFERENCE : 0.609

LAP	SECTOR 1		SECTOR 2		SECTOR 3		LAP TIME	MPH	DIFF	TIME OF DAY
1 -	OUTLAP	90.3	49.090	76.5	25.201	109.8	1:53.252	77.34	15.840	10:59:16.659
2 -	33.410	95.4	45.892	82.4	24.888	120.0	1:44.190	84.07	6.778	11:01:00.849
3 -	32.061	90.8	44.485	81.3	24.173	119.1	1:40.719	86.97	3.307	11:02:41.568
4 -	31.726	97.3	44.352	81.5	24.819	120.2	1:40.897	86.81	3.485	11:04:22.465
5 -	31.534	96.9	43.988	82.8	24.139	***121.3***	1:39.661	87.89	2.249	11:06:02.126
6 -	32.531	95.7	43.803	83.7	23.998	120.0	1:40.332	87.30	2.920	11:07:42.458
7 -	31.428	98.3	44.141	81.4	24.778	117.7	1:40.347	87.29	2.935	11:09:22.805
8 -	31.785	97.9	44.217	82.4	23.762	120.2	1:39.764	87.80	2.352	11:11:02.569
9 -	31.156	99.5	***43.076***	85.2	23.591	120.9	1:37.823 **(3)**	89.54	0.411	11:12:40.392
10 -	30.831	97.8	44.094	80.0	23.638	***121.3***	1:38.563	88.87	1.151	11:14:18.955
11 -	***30.476***	***99.8***	43.685	***86.7***	***23.251***	120.9	***1:37.412*** **(1)**	***89.92***		***11:15:56.367***
12 -	30.796	98.5	43.159	82.7	23.728	120.4	1:37.683 **(2)**	89.67	0.271	11:17:34.050

Weather / Track : Cloudy / Dry

Brands Hatch GP: 2.4332 miles
Date: 09/07/2022 Start: 10:57 Finish: 11:17

HSCC Classic Formula 3 Championship

QUALIFYING - RACE 5 - SECTOR ANALYSIS

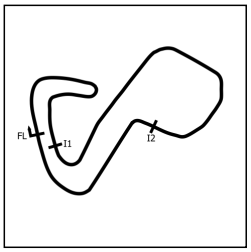

SECTOR 1 = FL to I1, SECTOR 2 = I1 to I2, SECTOR 3 = I2 to FL, DIFF = Difference To Personal Best Lap, P = Crossed Finish Line in Pit Lane, D = Time Disallowed

P12 55 C Jon FINCH — Reynard SF79

IDEAL LAP TIME : 1:37.728 BEST LAP TIME : 1:37.866 DIFFERENCE : 0.138

LAP	SECTOR 1		SECTOR 2		SECTOR 3		LAP TIME		MPH	DIFF	TIME OF DAY
1 -	OUTLAP	91.9	47.530	85.5	25.473	110.7	1:50.165		79.51	12.299	11:00:38.187
2 -	32.118	95.1	46.123	85.3	25.170	111.1	1:43.411		84.70	5.545	11:02:21.598
3 -	32.102	95.7	45.419	85.2	24.386	112.9	1:41.907		85.95	4.041	11:04:03.505
4 -	31.173	96.0	44.967	84.9	24.426	113.5	1:40.566		87.10	2.700	11:05:44.071
5 -	31.260	96.2	44.407	89.3	23.859	112.9	1:39.526		88.01	1.660	11:07:23.597
6 -	31.976	82.3	44.553	88.0	24.129	113.5	1:40.658		87.02	2.792	11:09:04.255
7 -	30.851	96.9	44.307	87.2	23.814	113.1	1:38.972	(3)	88.50	1.106	11:10:43.227
8 -	31.364	97.3	43.845	88.0	23.950	113.1	1:39.159		88.34	1.293	11:12:22.386
9 -	31.044	97.1	47.017	84.0	23.961	***114.1***	1:42.022		85.86	4.156	11:14:04.408
10 -	***30.490***	***98.2***	***43.620***	88.0	23.756	***114.1***	***1:37.866***	**(1)**	***89.50***		***11:15:42.274***
11 -	30.861	***98.2***	44.488	***90.5***	***23.618***	***114.1***	1:38.967	**(2)**	88.51	1.101	11:17:21.241

P13 27 A Bruce BALCHIN — March 743

IDEAL LAP TIME : 1:39.536 BEST LAP TIME : 1:39.536 DIFFERENCE : 0.000

LAP	SECTOR 1		SECTOR 2		SECTOR 3		LAP TIME		MPH	DIFF	TIME OF DAY
1 -	OUTLAP	87.8	50.047	74.8	25.467	117.1	1:54.505		76.50	14.969	10:59:28.072
2 -	32.854	96.6	47.521	77.2	24.869	118.9	1:45.244		83.23	5.708	11:01:13.316
3 -	32.460	99.5	47.622	81.1	24.630	118.5	1:44.712		83.65	5.176	11:02:58.028
4 -	32.069	99.5	46.144	79.7	24.025	120.0	1:42.238	(3)	85.68	2.702	11:04:40.266
5 -	31.797	99.2	45.616	***85.2***	23.750	***120.4***	1:41.163	(2)	86.59	1.627	11:06:21.429
6 -	***31.384***	***101.5***	***44.553***	83.8	***23.599***	119.8	***1:39.536***	**(1)**	***88.00***		***11:08:00.965***

P14 9 A Ian INGRAM — Ralt RT3

IDEAL LAP TIME : 1:40.092 BEST LAP TIME : 1:41.330 DIFFERENCE : 1.238

LAP	SECTOR 1		SECTOR 2		SECTOR 3		LAP TIME		MPH	DIFF	TIME OF DAY
1 -	OUTLAP	81.6	50.978	78.8	26.418	110.0	1:59.115		73.54	17.785	10:59:19.838
2 -	32.360	93.3	48.161	82.3	24.393	118.5	1:44.914		83.49	3.584	11:01:04.752
3 -	32.119	89.0	48.054	81.4	24.600	117.7	1:44.773		83.60	3.443	11:02:49.525
4 -	33.730	89.9	45.808	83.5	23.788	119.1	1:43.326		84.77	1.996	11:04:32.851
5 -	33.112	***95.3***	***44.851***	78.8	23.985	***120.4***	1:41.948	(2)	85.92	0.618	11:06:14.799
6 -	32.592	92.5	45.276	81.5	***23.462***	119.6	***1:41.330***	**(1)**	***86.44***		***11:07:56.129***
7 -	***31.779***	93.4	44.964	80.9	IN PIT		4:48.612	**P**	30.35	3:07.282	11:12:44.741
8 -	OUTLAP	93.2	47.708	78.0	24.729	106.8	1:50.527		79.25	9.197	11:14:35.268
9 -	31.861	91.0	45.692	***84.8***	26.613	116.3	1:44.166		84.09	2.836	11:16:19.434
10 -	31.972	90.8	45.934	76.4	24.678	115.5	1:42.584	(3)	85.39	1.254	11:18:02.018

P15 5 A Neil JENKINS — Chevron B38

IDEAL LAP TIME : 1:44.526 BEST LAP TIME : 1:44.554 DIFFERENCE : 0.028

LAP	SECTOR 1		SECTOR 2		SECTOR 3		LAP TIME		MPH	DIFF	TIME OF DAY
1 -	OUTLAP	80.9	58.898	63.9	28.473	108.7	3:20.227		43.74	1:35.673	11:01:07.366
2 -	34.154	81.7	51.975	62.5	27.488	112.4	1:53.617		77.09	9.063	11:03:00.983
3 -	33.927	89.4	53.099	75.8	25.805	114.1	1:52.831		77.63	8.277	11:04:53.814
4 -	32.933	89.2	49.964	83.0	25.774	111.8	1:48.671		80.60	4.117	11:06:42.485
5 -	32.540	93.5	49.359	80.4	25.593	112.7	1:47.492		81.49	2.938	11:08:29.977
6 -	33.370	92.6	49.153	79.9	27.483	110.0	1:50.006		79.63	5.452	11:10:19.983
7 -	32.510	93.9	48.671	85.2	25.696	108.2	1:46.877		81.96	2.323	11:12:06.860
8 -	32.913	90.3	48.069	80.5	24.994	114.7	1:45.976	(2)	82.65	1.422	11:13:52.836
9 -	***32.301***	***94.6***	47.872	85.7	26.144	114.3	1:46.317	(3)	82.39	1.763	11:15:39.153
10 -	32.329	92.0	***47.723***	***86.1***	***24.502***	***116.3***	***1:44.554***	**(1)**	***83.78***		***11:17:23.707***

Weather / Track : Cloudy / Dry

Brands Hatch GP: 2.4332 miles
Date: 09/07/2022 Start: 10:57 Finish: 11:17

HSCC Classic Formula 3 Championship

QUALIFYING - RACE 5 - SECTOR ANALYSIS

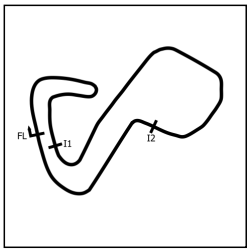

SECTOR 1 = FL to I1, SECTOR 2 = I1 to I2, SECTOR 3 = I2 to FL, DIFF = Difference To Personal Best Lap, P = Crossed Finish Line in Pit Lane, D = Time Disallowed

P16 34 D Peter FINNIGAN Van Diemen RF82

IDEAL LAP TIME : 1:47.727 BEST LAP TIME : 1:48.244 DIFFERENCE : 0.517

LAP	SECTOR 1		SECTOR 2		SECTOR 3		LAP TIME		MPH	DIFF	TIME OF DAY
1 -	OUTLAP	73.1	58.280	65.2	29.204	103.2	2:13.366		65.68	25.122	10:59:49.465
2 -	38.147	82.5	54.406	69.3	27.102	107.8	1:59.655		73.20	11.411	11:01:49.120
3 -	37.064	86.7	53.259	69.3	26.632	108.5	1:56.955		74.89	8.711	11:03:46.075
4 -	36.890	86.3	53.245	73.4	27.021	105.0	1:57.156		74.77	8.912	11:05:43.231
5 -	36.328	89.0	52.076	69.1	27.384	101.8	1:55.788		75.65	7.544	11:07:39.019
6 -	36.724	88.0	52.286	63.4	26.868	109.1	1:55.878		75.59	7.634	11:09:34.897
7 -	35.149	87.8	50.772	***76.8***	26.172	108.4	1:52.093		78.14	3.849	11:11:26.990
8 -	34.743	87.9	50.458	74.8	26.643	108.2	1:51.844		78.32	3.600	11:13:18.834
9 -	34.243	86.8	49.294	76.4	***25.843***	108.9	1:49.380	**(3)**	80.08	1.136	11:15:08.214
10 -	33.255	89.7	49.298	76.1	25.981	108.2	1:48.534	**(2)**	80.71	0.290	11:16:56.748
11 -	***32.922***	***91.5***	***48.962***	75.0	26.360	***109.4***	***1:48.244***	**(1)**	***80.92***		***11:18:44.992***

Weather / Track : Cloudy / Dry

Brands Hatch GP: 2.4332 miles
Date: 09/07/2022 Start: 10:57 Finish: 11:17

HSCC Classic Formula 3 Championship

QUALIFYING - RACE 5 - BEST SECTORS

SECTOR 1				SECTOR 2				SECTOR 3			
POS	NO	NAME	TIME	NO	NAME	TIME		NO	NAME	TIME	
1	32	HANCOCK	28.456	78	SMITH	39.830		78	SMITH	21.557	
2	11	JACKSON	28.613	32	HANCOCK	40.349		32	HANCOCK	21.848	
3	78	SMITH	28.621	30	DIBDEN	40.647		11	JACKSON	22.203	
4	17	WHITE	28.875	11	JACKSON	40.706		30	DIBDEN	22.226	
5	30	DIBDEN	29.018	17	WHITE	40.719		17	WHITE	22.338	
6	2	THORBURN	29.397	7	TROTT	41.311		7	TROTT	22.663	
7	33	GRAY	29.407	33	GRAY	42.215		33	GRAY	22.671	
8	14	BARLOW	29.635	14	BARLOW	42.294		14	BARLOW	22.706	
9	7	TROTT	29.684	2	THORBURN	42.385		147	HANJOUL	22.971	
10	147	HANJOUL	29.965	147	HANJOUL	42.556		2	THORBURN	23.185	
11	10	COOKE	30.476	10	COOKE	43.076		10	COOKE	23.251	
12	55	FINCH	30.490	55	FINCH	43.620		9	INGRAM	23.462	
13	27	BALCHIN	31.384	27	BALCHIN	44.553		27	BALCHIN	23.599	
14	9	INGRAM	31.779	9	INGRAM	44.851		55	FINCH	23.618	
15	5	JENKINS	32.301	5	JENKINS	47.723		5	JENKINS	24.502	
16	34	FINNIGAN	32.922	34	FINNIGAN	48.962		34	FINNIGAN	25.843	

IDEAL / BEST COMPARISON					
POS	NO	NAME	IDEAL	BEST	DIFF
		PERFECT LAP	1:29.843		
1	78	SMITH	1:30.008	1:30.145	0.137
2	32	HANCOCK	1:30.653	1:30.653	0.000
3	11	JACKSON	1:31.522	1:31.774	0.252
4	30	DIBDEN	1:31.891	1:31.891	0.000
5	17	WHITE	1:31.932	1:32.125	0.193
6	7	TROTT	1:33.658	1:33.658	0.000
7	33	GRAY	1:34.293	1:34.807	0.514
8	14	BARLOW	1:34.635	1:34.965	0.330
9	2	THORBURN	1:34.967	1:35.056	0.089
10	147	HANJOUL	1:35.492	1:35.868	0.376
11	10	COOKE	1:36.803	1:37.412	0.609
12	55	FINCH	1:37.728	1:37.866	0.138
13	27	BALCHIN	1:39.536	1:39.536	0.000
14	9	INGRAM	1:40.092	1:41.330	1.238
15	5	JENKINS	1:44.526	1:44.554	0.028
16	34	FINNIGAN	1:47.727	1:48.244	0.517

Weather / Track : Cloudy / Dry

Brands Hatch GP: 2.4332 miles
Date: 09/07/2022 Start: 10:57 Finish: 11:17

Results can be found at www.tsl-timing.com

Printed - 11:20 Saturday, 09 July 2022

HSCC Classic Formula 3 Championship

QUALIFYING - RACE 5 - BEST SPEEDS

	INTERMEDIATE 1			INTERMEDIATE 2			FINISH LINE		
POS	NO	NAME	MPH	NO	NAME	MPH	NO	NAME	MPH
1	**78**	SMITH	**106.1**	**30**	DIBDEN	**99.8**	**78**	SMITH	**124.2**
2	**17**	WHITE	**106.1**	**17**	WHITE	**98.5**	**32**	HANCOCK	**123.3**
3	**11**	JACKSON	**104.5**	**11**	JACKSON	**97.8**	**17**	WHITE	**123.1**
4	**32**	HANCOCK	**104.0**	**78**	SMITH	**97.5**	**7**	TROTT	**122.6**
5	**33**	GRAY	**103.7**	**32**	HANCOCK	**97.5**	**11**	JACKSON	**122.4**
6	**14**	BARLOW	**103.0**	**7**	TROTT	**95.7**	**10**	COOKE	**121.3**
7	**7**	TROTT	**102.4**	**33**	GRAY	**94.5**	**33**	GRAY	**121.1**
8	**30**	DIBDEN	**101.6**	**14**	BARLOW	**94.1**	**14**	BARLOW	**120.4**
9	**147**	HANJOUL	**101.6**	**147**	HANJOUL	**93.4**	**27**	BALCHIN	**120.4**
10	**27**	BALCHIN	**101.5**	**55**	FINCH	**90.5**	**9**	INGRAM	**120.4**
11	**2**	THORBURN	**101.3**	**2**	THORBURN	**89.5**	**30**	DIBDEN	**119.8**
12	**10**	COOKE	**99.8**	**10**	COOKE	**86.7**	**147**	HANJOUL	**119.6**
13	**55**	FINCH	**98.2**	**5**	JENKINS	**86.1**	**2**	THORBURN	**118.5**
14	**9**	INGRAM	**95.3**	**27**	BALCHIN	**85.2**	**5**	JENKINS	**116.3**
15	**5**	JENKINS	**94.6**	**9**	INGRAM	**84.8**	**55**	FINCH	**114.1**
16	**34**	FINNIGAN	**91.5**	**34**	FINNIGAN	**76.8**	**34**	FINNIGAN	**109.4**

Weather / Track : Cloudy / Dry

Brands Hatch GP: 2.4332 miles
Date: 09/07/2022 Start: 10:57 Finish: 11:17

Results can be found at www.tsl-timing.com

Printed - 11:20 Saturday, 09 July 2022

HSCC Classic Formula 3 Championship

QUALIFYING - RACE 5 - STATISTICS

Competitors Started	16
Planned Start	2022-07-09 @ 11:05:00.000
Actual Start	2022-07-09 @ 10:57:12.712
Finish Time	2022-07-09 @ 11:17:18.445
Track Length	2.4332mi.
Total Laps	176
Total Distance Covered	428.2589mi.

Session Fastest Lap History

NO	CL	NAME	LAP TIME	TIME OF DAY	LAP	VEHICLE
32	A	**Tony HANCOCK**	**1:37.500**	11:00:49.081	2	Lola T670
78	A	**Andy SMITH**	**1:34.444**	11:00:55.125	2	March 783
32	A	**Tony HANCOCK**	**1:32.831**	11:02:21.913	3	Lola T670
78	A	**Andy SMITH**	**1:32.750**	11:02:27.875	3	March 783
32	A	**Tony HANCOCK**	**1:32.489**	11:03:54.400	4	Lola T670
78	A	**Andy SMITH**	**1:31.935**	11:03:59.811	4	March 783
78	A	**Andy SMITH**	**1:31.425**	11:05:31.234	5	March 783
32	A	**Tony HANCOCK**	**1:31.289**	11:06:58.252	6	Lola T670
78	A	**Andy SMITH**	**1:30.588**	11:07:01.824	6	March 783
78	A	**Andy SMITH**	**1:30.179**	11:08:32.002	7	March 783
78	A	**Andy SMITH**	**1:30.145**	11:17:40.070	13	March 783

Flag History

TYPE	TIME OF DAY
GREEN	10:57:12.712
FINISH	11:17:18.445

Flag Statistics

TYPE	COUNT	TOTAL LAPS	TOTAL TIME
Green	1	13	21:45.585
Red	0	0	0.000
Safety Car	0	0	0.000
FCY	0	0	0.000

Weather / Track : Cloudy / Dry

Brands Hatch GP: 2.4332 miles
Date: 09/07/2022 Start: 10:57 Finish: 11:17

HSCC Classic Formula 3 Championship

QUALIFYING - RACE 5 - STATISTICS

CLASS : A

14 Starters

Fastest Lap History

NO	NAME	LAP TIME	TIME OF DAY	LAP	VEHICLE
32	**Tony HANCOCK**	**1:37.500**	11:00:49.081	2	Lola T670
78	**Andy SMITH**	**1:34.444**	11:00:55.125	2	March 783
32	**Tony HANCOCK**	**1:32.831**	11:02:21.913	3	Lola T670
78	**Andy SMITH**	**1:32.750**	11:02:27.875	3	March 783
32	**Tony HANCOCK**	**1:32.489**	11:03:54.400	4	Lola T670
78	**Andy SMITH**	**1:31.935**	11:03:59.811	4	March 783
78	**Andy SMITH**	**1:31.425**	11:05:31.234	5	March 783
32	**Tony HANCOCK**	**1:31.289**	11:06:58.252	6	Lola T670
78	**Andy SMITH**	**1:30.588**	11:07:01.824	6	March 783
78	**Andy SMITH**	**1:30.179**	11:08:32.002	7	March 783
78	**Andy SMITH**	**1:30.145**	11:17:40.070	13	March 783

Weather / Track : Cloudy / Dry

Brands Hatch GP: 2.4332 miles
Date: 09/07/2022 Start: 10:57 Finish: 11:17

HSCC Classic Formula 3 Championship

QUALIFYING - RACE 5 - STATISTICS

CLASS : C

1 Starters

Fastest Lap History

NO	NAME	LAP TIME	TIME OF DAY	LAP	VEHICLE
55	**Jon FINCH**	**1:43.411**	11:02:21.614	2	Reynard SF79
55	**Jon FINCH**	**1:41.907**	11:04:03.522	3	Reynard SF79
55	**Jon FINCH**	**1:40.566**	11:05:44.088	4	Reynard SF79
55	**Jon FINCH**	**1:39.526**	11:07:23.614	5	Reynard SF79
55	**Jon FINCH**	**1:38.972**	11:10:43.244	7	Reynard SF79
55	**Jon FINCH**	**1:37.866**	11:15:42.274	10	Reynard SF79

HSCC Classic Formula 3 Championship

QUALIFYING - RACE 5 - STATISTICS

CLASS : D

1 Starters

Fastest Lap History

NO	NAME	LAP TIME	TIME OF DAY	LAP	VEHICLE
34	**Peter FINNIGAN**	**1:59.655**	11:01:49.138	2	Van Diemen RF82
34	**Peter FINNIGAN**	**1:56.955**	11:03:46.093	3	Van Diemen RF82
34	**Peter FINNIGAN**	**1:55.788**	11:07:39.038	5	Van Diemen RF82
34	**Peter FINNIGAN**	**1:52.093**	11:11:27.008	7	Van Diemen RF82
34	**Peter FINNIGAN**	**1:51.844**	11:13:18.852	8	Van Diemen RF82
34	**Peter FINNIGAN**	**1:49.380**	11:15:08.232	9	Van Diemen RF82
34	**Peter FINNIGAN**	**1:48.534**	11:16:56.766	10	Van Diemen RF82
34	**Peter FINNIGAN**	**1:48.244**	11:18:45.010	11	Van Diemen RF82

Sheet No:	Issue Time:

HSCC Classic Formula 3 Championship

RACE 5 - GRID (20 minutes)

ROW 8	15	5	Neil JENKINS	1:44.554	16	34	Peter FINNIGAN	1:48.244
ROW 7	13	27	Bruce BALCHIN	1:39.536	14	9	Ian INGRAM	1:41.330
ROW 6	11	10	Richard COOKE	1:37.412	12	55	Jon FINCH	1:37.866
ROW 5	9	2	David THORBURN	1:35.056	10	147	Louis HANJOUL	1:35.868
ROW 4	7	33	Fraser GRAY	1:34.807	8	14	Stephen BARLOW	1:34.965
ROW 3	5	17	Keith WHITE	1:32.125	6	7	Richard TROTT	1:33.658
ROW 2	3	11	Simon JACKSON	1:31.774	4	30	Paul DIBDEN	1:31.891
ROW 1	1	78	Andy SMITH	1:30.145	2	32	Tony HANCOCK	1:30.653
			Pole					

Brands Hatch GP: 2.4332 miles

These results are provisional until the conclusion of any judicial and technical matters.

Clerk Of Course : Julian Floyd	Stewards :	Timekeeper : Nick Palmer

Results can be found at www.tsl-timing.com

Printed - 11:20 Saturday, 09 July 2022

Sheet No:	Issue Time:

HSCC Classic Formula 3 Championship

RACE 5 - CLASSIFICATION

POS	NO	CL	PIC	NAME	ENTRY	LAPS	TIME	GAP	DIFF	MPH	BEST	ON
1	**78**	A	1	Andy SMITH	March 783	**12**	18:11.113			96.34	**1:30.193**	7
2	**11**	A	2	Simon JACKSON	Chevron B43	**12**	18:52.069	**40.956**	40.956	92.85	**1:33.503**	6
3	**30**	A	3	Paul DIBDEN	Argo JM6	**12**	19:00.065	**48.952**	7.996	92.20	**1:33.529**	7
4	**17**	A	4	Keith WHITE	Ralt RT1	**12**	19:00.755	**49.642**	0.690	92.14	**1:32.786**	12
5	**14**	A	5	Stephen BARLOW	Ralt RT3	**12**	19:03.622	**52.509**	2.867	91.91	**1:33.502**	7
6	**33**	A	6	Fraser GRAY	Ralt RT3	**12**	19:12.616	**1:01.503**	8.994	91.19	**1:34.483**	8
7	**55**	C	1	Jon FINCH	Reynard SF79	**12**	19:36.052	**1:24.939**	23.436	89.38	**1:36.894**	8
8	**10**	A	7	Richard COOKE	March 793	**12**	19:45.231	**1:34.118**	9.179	88.68	**1:36.831**	6
9	**147**	A	8	Louis HANJOUL	Argo JM1	**12**	19:45.614	**1:34.501**	0.383	88.66	**1:37.055**	7
10	**27**	A	9	Bruce BALCHIN	March 743	**11**	18:41.516	**1 Lap**	1 Lap	85.91	**1:40.881**	4
11	**5**	A	10	Neil JENKINS	Chevron B38	**11**	19:17.581	**1 Lap**	36.065	83.24	**1:43.166**	7
12	**9**	A	11	Ian INGRAM	Ralt RT3	**11**	19:28.262	**1 Lap**	10.681	82.47	**1:44.311**	2
13	**34**	D	1	Peter FINNIGAN	Van Diemen RF82	**10**	18:14.849	**2 Laps**	1 Lap	80.00	**1:47.749**	8
					NOT CLASSIFIED							
DNF	**2**	A		David THORBURN	Ralt RT3	**11**	17:56.740	**1 Lap**	0.000	89.49	**1:36.592**	9
NC	**7**	A		Richard TROTT	Chevron B43	**8**	19:24.895	**4 Laps**	3 Laps	60.15	**1:34.927**	4
DNF	**32**	A		Tony HANCOCK	Lola T670	**3**	4:44.279	**9 Laps**	5 Laps	92.44	**1:33.602**	3

FASTEST LAP

78	A	Andy SMITH	March 783	**7**	1:30.193	97.12 mph	156.30 kph
55	C	Jon FINCH	Reynard SF79	**8**	1:36.894	90.40 mph	145.49 kph
34	D	Peter FINNIGAN	Van Diemen RF82	**8**	1:47.749	81.29 mph	130.83 kph

Race Distance: 12 Laps / 29.19 miles
Brands Hatch GP: 2.4332 miles
Date: 09/07/2022 Start: 16:45 Finish: 17:03

Weather / Track : Sunny / Dry
These results are provisional until the conclusion of any judicial and technical matters.

Clerk Of Course : Julian Floyd	Stewards :	Timekeeper : Nick Palmer

HSCC Classic Formula 3 Championship

RACE 5 - LAP CHART

LAP 1		@ 16:47:20.450
NO	BEHIND	LAP TIME
78		1:32.879
32	3.760	1:36.639
11	4.326	1:37.205
17	6.089	1:38.968
30	6.814	1:39.693
7	7.180	1:40.059
14	9.032	1:41.911
2	9.195	1:42.074
33	9.251	1:42.130
10	9.649	1:42.528
55	10.698	1:43.577
147	11.699	1:44.578
27	13.077	1:45.956
9	15.392	1:48.271
5	20.267	1:53.146
34	22.905	1:55.784

LAP 2		@ 16:48:51.973
NO	BEHIND	LAP TIME
78		1:31.523
32	6.275	1:34.038
11	7.005	1:34.202
17	10.494	1:35.928
7	10.813	1:35.156
30	11.811	1:36.520
14	12.893	1:35.384
2	15.666	1:37.994
33	15.857	1:38.129
10	16.260	1:38.134
55	16.903	1:37.728
147	18.141	1:37.965
27	23.566	1:42.012
9	28.180	1:44.311
5	34.547	1:45.803
34	40.828	1:49.446

LAP 3		@ 16:50:23.165
NO	BEHIND	LAP TIME
78		1:31.192
32	8.685	1:33.602
11	9.367	1:33.554
17	14.730	1:35.428
7	14.882	1:35.261
30	15.664	1:35.045
14	16.473	1:34.772
33	21.335	1:36.670
55	23.489	1:37.778
2	23.817	1:39.343
10	24.119	1:39.051
147	25.216	1:38.267
27	34.542	1:42.168
9	42.708	1:45.720
5	49.117	1:45.762
34	58.016	1:48.380

LAP 4		@ 16:51:53.556
NO	BEHIND	LAP TIME
78		1:30.391
11	13.000	1:34.024
17	19.275	1:34.936
7	19.418	1:34.927
30	19.949	1:34.676
14	20.396	1:34.314
33	27.511	1:36.567
55	30.050	1:36.952
2	30.696	1:37.270
10	32.180	1:38.452
147	32.787	1:37.962
27	45.032	1:40.881
9	57.236	1:44.919
5	1:04.059	1:45.333
34	1:15.790	1:48.165

LAP 5		@ 16:53:24.215
NO	BEHIND	LAP TIME
78		1:30.659
11	16.853	1:34.512
7	23.691	1:34.932
30	24.588	1:35.298
17	24.995	1:36.379
14	25.390	1:35.653
33	31.757	1:34.905
55	36.687	1:37.296
2	37.019	1:36.982
10	38.777	1:37.256
147	39.789	1:37.661
27	55.587	1:41.214
9	1:11.092	1:44.515
5	1:16.906	1:43.506

Weather / Track : Sunny / Dry

Brands Hatch GP: 2.4332 miles
Date: 09/07/2022 Start: 16:45 Finish: 17:03

HSCC Classic Formula 3 Championship

RACE 5 - LAP CHART

LAP 6		@ 16:54:54.926
NO	BEHIND	LAP TIME
78		1:30.711
34	1 Lap	1:48.606
11	19.645	1:33.503
30	27.746	1:33.869
17	28.814	1:34.530
14	29.500	1:34.821
33	36.229	1:35.183
2	43.331	1:37.023
55	44.280	1:38.304
10	44.897	1:36.831
147	46.361	1:37.283
27	1:06.027	1:41.151
9	1:24.870	1:44.489
5	1:29.437	1:43.242

LAP 7		@ 16:56:25.119
NO	BEHIND	LAP TIME
78		1:30.193
34	1 Lap	1:48.342
11	23.111	1:33.659
30	31.082	1:33.529
17	32.133	1:33.512
14	32.809	1:33.502
33	40.540	1:34.504
2	49.973	1:36.835
55	51.059	1:36.972
10	52.782	1:38.078
147	53.223	1:37.055
27	1:16.784	1:40.950

LAP 8		@ 16:57:55.707
NO	BEHIND	LAP TIME
78		1:30.588
5	1 Lap	1:43.166
9	1 Lap	1:54.798
11	26.339	1:33.816
30	35.115	1:34.621
17	36.022	1:34.477
14	37.592	1:35.371
34	1 Lap	1:51.986
33	44.435	1:34.483
2	56.496	1:37.111
55	57.365	1:36.894
10	1:00.894	1:38.700
147	1:01.210	1:38.575
27	1:27.558	1:41.362

LAP 9		@ 16:59:26.591
NO	BEHIND	LAP TIME
78		1:30.884
5	1 Lap	1:43.495
11	30.246	1:34.791
9	1 Lap	1:45.806
30	38.497	1:34.266
7	3 Laps	6:17.860 **P**
17	39.709	1:34.571
14	40.615	1:33.907
33	48.565	1:35.014
34	1 Lap	1:47.749
2	1:02.204	1:36.592
55	1:03.829	1:37.348
10	1:09.636	1:39.626
147	1:10.177	1:39.851

LAP 10		@ 17:00:57.975
NO	BEHIND	LAP TIME
78		1:31.384
27	1 Lap	1:41.796
11	33.885	1:35.023
5	1 Lap	1:44.860
30	42.142	1:35.029
17	43.769	1:35.444
14	44.627	1:35.396
9	1 Lap	1:45.971
33	51.936	1:34.755
2	1:08.861	1:38.041
55	1:10.007	1:37.562
34	1 Lap	1:48.575
10	1:16.964	1:38.712
147	1:17.735	1:38.942

Weather / Track : Sunny / Dry

Brands Hatch GP: 2.4332 miles
Date: 09/07/2022 Start: 16:45 Finish: 17:03

HSCC Classic Formula 3 Championship

RACE 5 - LAP CHART

LAP 11		@ 17:02:28.212
NO	BEHIND	LAP TIME
78		1:30.237
27	1 Lap	1:43.074
7	4 Laps	2:48.834
11	37.450	1:33.802
30	45.721	1:33.816
17	47.328	1:33.796
14	49.425	1:35.035
5	1 Lap	1:45.737
33	56.258	1:34.559
9	1 Lap	1:44.895
2	1:16.099	1:37.475
55	1:17.084	1:37.314
10	1:25.156	1:38.429
147	1:26.776	1:39.278

LAP 12		@ 17:03:58.684
NO	BEHIND	LAP TIME
78		1:30.472
34	2 Laps	1:47.816
27	1 Lap	1:40.952
11	40.956	1:33.978
30	48.952	1:33.703
17	49.642	1:32.786
14	52.509	1:33.556
33	1:01.503	1:35.717
5	1 Lap	1:43.531
7	4 Laps	2:17.866
9	1 Lap	1:44.567
55	1:24.939	1:38.327
10	1:34.118	1:39.434
147	1:34.501	1:38.197

Weather / Track : Sunny / Dry

Brands Hatch GP: 2.4332 miles
Date: 09/07/2022 Start: 16:45 Finish: 17:03

HSCC Classic Formula 3 Championship

RACE 5 - SECTOR ANALYSIS

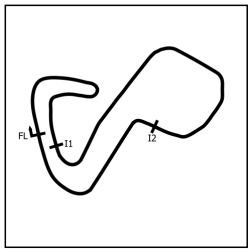

SECTOR 1 = FL to I1, SECTOR 2 = I1 to I2, SECTOR 3 = I2 to FL, DIFF = Difference To Personal Best Lap, P = Crossed Finish Line in Pit Lane, D = Time Disallowed

P1 78 A Andy SMITH March 783

IDEAL LAP TIME : 1:30.009 BEST LAP TIME : 1:30.193 DIFFERENCE : 0.184

LAP	SECTOR 1		SECTOR 2		SECTOR 3		LAP TIME	MPH	DIFF	TIME OF DAY
1 -		105.3	40.632	94.1	22.010	123.1	1:32.879	94.31	2.686	16:47:20.450
2 -	29.056	105.5	40.538	90.6	21.929	122.4	1:31.523	95.71	1.330	16:48:51.973
3 -	28.987	105.5	40.358	95.1	21.847	122.6	1:31.192	96.05	0.999	16:50:23.165
4 -	28.743	104.6	39.889	97.2	21.759	123.3	1:30.391 **(3)**	96.91	0.198	16:51:53.556
5 -	28.701	106.0	40.173	94.7	21.785	123.3	1:30.659	96.62	0.466	16:53:24.215
6 -	28.587	106.1	39.975	87.8	22.149	123.5	1:30.711	96.56	0.518	16:54:54.926
7 -	28.703	105.0	***39.845***	97.6	***21.645***	***125.2***	***1:30.193*** **(1)**	***97.12***		***16:56:25.119***
8 -	29.077	107.0	39.857	95.5	21.654	124.5	1:30.588	96.69	0.395	16:57:55.707
9 -	28.529	***107.5***	40.577	96.5	21.778	123.5	1:30.884	96.38	0.691	16:59:26.591
10 -	28.597	103.2	40.814	94.9	21.973	123.5	1:31.384	95.85	1.191	17:00:57.975
11 -	28.538	106.8	39.949	***97.8***	21.750	124.0	1:30.237 **(2)**	97.07	0.044	17:02:28.212
12 -	***28.519***	106.6	40.053	96.2	21.900	123.8	1:30.472	96.82	0.279	17:03:58.684

P2 11 A Simon JACKSON Chevron B43

IDEAL LAP TIME : 1:33.204 BEST LAP TIME : 1:33.503 DIFFERENCE : 0.299

LAP	SECTOR 1		SECTOR 2		SECTOR 3		LAP TIME	MPH	DIFF	TIME OF DAY
1 -		100.7	42.608	89.2	22.622	121.1	1:37.205	90.11	3.702	16:47:24.776
2 -	29.397	102.6	42.082	91.9	22.723	120.9	1:34.202	92.98	0.699	16:48:58.978
3 -	29.307	101.6	***41.652***	91.4	22.595	120.4	1:33.554 **(2)**	93.63	0.051	16:50:32.532
4 -	29.241	102.6	42.000	***95.3***	22.783	119.6	1:34.024	93.16	0.521	16:52:06.556
5 -	29.277	101.3	42.483	92.1	22.752	120.0	1:34.512	92.68	1.009	16:53:41.068
6 -	29.190	102.4	41.833	89.7	22.480	120.9	***1:33.503*** **(1)**	***93.68***		***16:55:14.571***
7 -	29.126	103.0	42.104	91.5	***22.429***	***122.0***	1:33.659 **(3)**	93.52	0.156	16:56:48.230
8 -	29.192	***103.7***	42.102	91.8	22.522	120.2	1:33.816	93.37	0.313	16:58:22.046
9 -	29.342	102.1	42.512	94.5	22.937	120.0	1:34.791	92.41	1.288	16:59:56.837
10 -	29.456	101.3	42.889	90.5	22.678	120.2	1:35.023	92.18	1.520	17:01:31.860
11 -	29.211	102.9	41.958	90.6	22.633	120.0	1:33.802	93.38	0.299	17:03:05.662
12 -	***29.123***	103.4	42.065	90.5	22.790	120.6	1:33.978	93.21	0.475	17:04:39.640

P3 30 A Paul DIBDEN Argo JM6

IDEAL LAP TIME : 1:33.453 BEST LAP TIME : 1:33.529 DIFFERENCE : 0.076

LAP	SECTOR 1		SECTOR 2		SECTOR 3		LAP TIME	MPH	DIFF	TIME OF DAY
1 -		99.4	44.044	92.6	23.019	117.3	1:39.693	87.86	6.164	16:47:27.264
2 -	30.092	99.2	43.103	94.2	23.325	117.5	1:36.520	90.75	2.991	16:49:03.784
3 -	30.085	98.9	42.099	93.5	22.861	117.7	1:35.045	92.16	1.516	16:50:38.829
4 -	29.921	100.3	41.659	93.9	23.096	***118.9***	1:34.676	92.52	1.147	16:52:13.505
5 -	29.739	100.9	42.620	96.4	22.939	117.7	1:35.298	91.92	1.769	16:53:48.803
6 -	29.628	100.6	41.474	95.5	22.767	118.1	1:33.869	93.31	0.340	16:55:22.672
7 -	***29.552***	100.9	***41.310***	97.3	22.667	***118.9***	***1:33.529*** **(1)**	***93.65***		***16:56:56.201***
8 -	29.610	***101.5***	42.108	***99.4***	22.903	116.9	1:34.621	92.57	1.092	16:58:30.822
9 -	29.924	99.1	41.612	95.5	22.730	117.3	1:34.266	92.92	0.737	17:00:05.088
10 -	29.569	100.0	42.166	97.3	23.294	117.9	1:35.029	92.18	1.500	17:01:40.117
11 -	29.584	100.6	41.577	96.1	22.655	117.1	1:33.816 **(3)**	93.37	0.287	17:03:13.933
12 -	29.707	100.3	41.405	93.7	***22.591***	118.1	1:33.703 **(2)**	93.48	0.174	17:04:47.636

HSCC Classic Formula 3 Championship

RACE 5 - SECTOR ANALYSIS

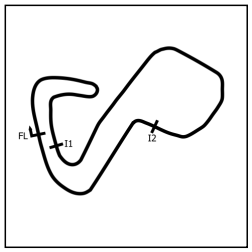

SECTOR 1 = FL to I1, SECTOR 2 = I1 to I2, SECTOR 3 = I2 to FL, DIFF = Difference To Personal Best Lap, P = Crossed Finish Line in Pit Lane, D = Time Disallowed

P4 17 A Keith WHITE — Ralt RT1

IDEAL LAP TIME : 1:32.786 BEST LAP TIME : 1:32.786 DIFFERENCE : 0.000

LAP	SECTOR 1		SECTOR 2		SECTOR 3		LAP TIME	MPH	DIFF	TIME OF DAY
1 -		101.2	42.922	88.7	23.049	121.5	1:38.968	88.51	6.182	16:47:26.539
2 -	30.078	103.0	42.848	85.7	23.002	122.0	1:35.928	91.31	3.142	16:49:02.467
3 -	29.871	104.0	42.714	89.1	22.843	122.0	1:35.428	91.79	2.642	16:50:37.895
4 -	29.600	102.4	42.503	94.1	22.833	121.5	1:34.936	92.27	2.150	16:52:12.831
5 -	29.939	103.2	43.658	94.1	22.782	121.1	1:36.379	90.88	3.593	16:53:49.210
6 -	29.843	102.9	41.865	95.4	22.822	122.0	1:34.530	92.66	1.744	16:55:23.740
7 -	29.338	104.0	41.545	***96.8***	22.629	***122.9***	1:33.512 **(2)**	93.67	0.726	16:56:57.252
8 -	29.292	105.0	42.558	94.7	22.627	122.0	1:34.477	92.71	1.691	16:58:31.729
9 -	29.874	103.5	41.946	91.0	22.751	***122.9***	1:34.571	92.62	1.785	17:00:06.300
10 -	29.333	***105.3***	43.419	94.1	22.692	122.0	1:35.444	91.77	2.658	17:01:41.744
11 -	29.261	104.5	41.517	95.1	23.018	121.3	1:33.796 **(3)**	93.39	1.010	17:03:15.540
12 -	***29.170***	105.1	***41.261***	96.2	***22.355***	122.2	***1:32.786*** **(1)**	***94.40***		***17:04:48.326***

P5 14 A Stephen BARLOW — Ralt RT3

IDEAL LAP TIME : 1:33.234 BEST LAP TIME : 1:33.502 DIFFERENCE : 0.268

LAP	SECTOR 1		SECTOR 2		SECTOR 3		LAP TIME	MPH	DIFF	TIME OF DAY
1 -		95.5	43.962	84.8	23.750	118.1	1:41.911	85.95	8.409	16:47:29.482
2 -	29.663	102.9	42.509	94.1	23.212	117.9	1:35.384	91.83	1.882	16:49:04.866
3 -	29.684	103.0	41.916	93.2	23.172	118.1	1:34.772	92.43	1.270	16:50:39.638
4 -	29.430	103.2	41.777	91.9	23.107	118.1	1:34.314	92.87	0.812	16:52:13.952
5 -	29.600	103.0	43.257	90.3	22.796	119.1	1:35.653	91.57	2.151	16:53:49.605
6 -	29.714	102.2	42.167	95.8	22.940	118.7	1:34.821	92.38	1.319	16:55:24.426
7 -	***29.060***	103.5	***41.700***	95.5	22.742	***119.8***	***1:33.502*** **(1)**	***93.68***		***16:56:57.928***
8 -	29.352	103.7	43.258	97.6	22.761	118.5	1:35.371	91.85	1.869	16:58:33.299
9 -	29.255	***104.0***	41.741	94.1	22.911	119.4	1:33.907 **(3)**	93.28	0.405	17:00:07.206
10 -	29.822	103.7	42.751	92.3	22.823	118.9	1:35.396	91.82	1.894	17:01:42.602
11 -	29.343	102.9	42.527	***101.8***	23.165	117.7	1:35.035	92.17	1.533	17:03:17.637
12 -	29.287	103.2	41.795	94.3	***22.474***	119.4	1:33.556 **(2)**	93.63	0.054	17:04:51.193

P6 33 A Fraser GRAY — Ralt RT3

IDEAL LAP TIME : 1:34.208 BEST LAP TIME : 1:34.483 DIFFERENCE : 0.275

LAP	SECTOR 1		SECTOR 2		SECTOR 3		LAP TIME	MPH	DIFF	TIME OF DAY
1 -		94.9	44.023	83.7	23.657	119.6	1:42.130	85.77	7.647	16:47:29.701
2 -	30.681	98.1	43.872	87.6	23.576	118.9	1:38.129	89.26	3.646	16:49:07.830
3 -	30.647	98.5	43.127	91.0	22.896	119.8	1:36.670	90.61	2.187	16:50:44.500
4 -	29.798	101.5	43.417	89.3	23.352	120.9	1:36.567	90.71	2.084	16:52:21.067
5 -	29.395	101.8	42.635	89.9	22.875	120.6	1:34.905	92.30	0.422	16:53:55.972
6 -	29.521	102.4	42.709	91.8	22.953	120.2	1:35.183	92.03	0.700	16:55:31.155
7 -	29.534	102.9	***42.332***	92.5	22.638	***121.3***	1:34.504 **(2)**	92.69	0.021	16:57:05.659
8 -	29.376	103.2	42.400	91.0	22.707	120.4	***1:34.483*** **(1)**	***92.71***		***16:58:40.142***
9 -	29.636	103.5	42.642	92.3	22.736	120.4	1:35.014	92.19	0.531	17:00:15.156
10 -	29.519	102.2	42.538	90.5	22.698	120.6	1:34.755	92.44	0.272	17:01:49.911
11 -	29.294	102.9	42.640	***93.4***	***22.625***	120.9	1:34.559 **(3)**	92.63	0.076	17:03:24.470
12 -	***29.251***	***103.7***	42.974	83.7	23.492	119.8	1:35.717	91.51	1.234	17:05:00.187

HSCC Classic Formula 3 Championship

RACE 5 - SECTOR ANALYSIS

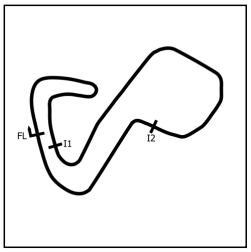

SECTOR 1 = FL to I1, SECTOR 2 = I1 to I2, SECTOR 3 = I2 to FL, DIFF = Difference To Personal Best Lap, P = Crossed Finish Line in Pit Lane, D = Time Disallowed

P7 55 C Jon FINCH Reynard SF79

IDEAL LAP TIME : 1:36.738 BEST LAP TIME : 1:36.894 DIFFERENCE : 0.156

LAP	SECTOR 1		SECTOR 2		SECTOR 3		LAP TIME		MPH	DIFF	TIME OF DAY
1 -		97.6	44.231	86.5	23.931	115.9	1:43.577		84.57	6.683	16:47:31.148
2 -	30.793	97.8	43.385	87.6	23.550	***116.1***	1:37.728		89.63	0.834	16:49:08.876
3 -	30.504	97.1	43.554	***93.3***	23.720	115.3	1:37.778		89.58	0.884	16:50:46.654
4 -	***30.360***	97.9	***43.059***	88.8	23.533	115.3	1:36.952	**(2)**	90.35	0.058	16:52:23.606
5 -	30.534	97.8	43.071	90.1	23.691	114.9	1:37.296		90.03	0.402	16:54:00.902
6 -	30.477	98.1	44.206	89.4	23.621	115.1	1:38.304		89.10	1.410	16:55:39.206
7 -	30.537	98.6	43.116	87.7	***23.319***	***116.1***	1:36.972	**(3)**	90.33	0.078	16:57:16.178
8 -	30.426	***99.8***	43.088	89.3	23.380	115.5	***1:36.894***	**(1)**	***90.40***		***16:58:53.072***
9 -	30.375	99.1	43.355	86.1	23.618	115.1	1:37.348		89.98	0.454	17:00:30.420
10 -	30.451	98.2	43.562	87.6	23.549	114.9	1:37.562		89.78	0.668	17:02:07.982
11 -	30.477	98.8	43.089	87.4	23.748	115.3	1:37.314		90.01	0.420	17:03:45.296
12 -	30.930	97.8	43.850	88.6	23.547	115.5	1:38.327		89.08	1.433	17:05:23.623

P8 10 A Richard COOKE March 793

IDEAL LAP TIME : 1:36.628 BEST LAP TIME : 1:36.831 DIFFERENCE : 0.203

LAP	SECTOR 1		SECTOR 2		SECTOR 3		LAP TIME		MPH	DIFF	TIME OF DAY
1 -		99.1	44.406	84.6	23.409	***121.5***	1:42.528		85.43	5.697	16:47:30.099
2 -	30.847	98.6	43.774	84.8	23.513	119.8	1:38.134		89.26	1.303	16:49:08.233
3 -	31.730	97.2	43.461	85.5	23.860	120.6	1:39.051		88.43	2.220	16:50:47.284
4 -	30.797	99.5	43.331	85.4	24.324	119.1	1:38.452		88.97	1.621	16:52:25.736
5 -	30.519	99.4	43.419	84.8	***23.318***	121.1	1:37.256	**(2)**	90.06	0.425	16:54:02.992
6 -	***30.399***	99.7	***42.911***	83.0	23.521	119.8	***1:36.831***	**(1)**	***90.46***		***16:55:39.823***
7 -	30.644	100.0	43.731	86.1	23.703	121.1	1:38.078	**(3)**	89.31	1.247	16:57:17.901
8 -	31.100	98.2	43.980	84.0	23.620	119.4	1:38.700		88.75	1.869	16:58:56.601
9 -	31.337	98.1	44.424	86.0	23.865	119.6	1:39.626		87.92	2.795	17:00:36.227
10 -	30.974	99.1	44.250	***86.7***	23.488	120.6	1:38.712		88.74	1.881	17:02:14.939
11 -	31.545	***102.6***	43.406	81.5	23.478	120.2	1:38.429		88.99	1.598	17:03:53.368
12 -	31.694	100.0	43.929	84.4	23.811	119.6	1:39.434		88.09	2.603	17:05:32.802

P9 147 A Louis HANJOUL Argo JM1

IDEAL LAP TIME : 1:36.857 BEST LAP TIME : 1:37.055 DIFFERENCE : 0.198

LAP	SECTOR 1		SECTOR 2		SECTOR 3		LAP TIME		MPH	DIFF	TIME OF DAY
1 -		95.4	45.684	85.4	23.702	118.7	1:44.578		83.76	7.523	16:47:32.149
2 -	30.526	99.7	43.862	89.1	23.577	118.9	1:37.965		89.41	0.910	16:49:10.114
3 -	30.670	100.0	43.716	90.3	23.881	117.7	1:38.267		89.14	1.212	16:50:48.381
4 -	30.569	100.4	43.190	89.7	24.203	117.7	1:37.962		89.42	0.907	16:52:26.343
5 -	30.551	100.1	43.562	87.7	23.548	***119.6***	1:37.661	**(3)**	89.69	0.606	16:54:04.004
6 -	30.683	100.3	***43.082***	***93.7***	***23.518***	118.5	1:37.283	**(2)**	90.04	0.228	16:55:41.287
7 -	***30.257***	100.6	43.185	92.3	23.613	119.4	***1:37.055***	**(1)**	***90.25***		***16:57:18.342***
8 -	31.009	99.4	43.889	87.2	23.677	117.7	1:38.575		88.86	1.520	16:58:56.917
9 -	31.625	97.8	44.000	86.1	24.226	117.9	1:39.851		87.72	2.796	17:00:36.768
10 -	30.758	98.2	44.247	84.5	23.937	117.5	1:38.942		88.53	1.887	17:02:15.710
11 -	30.936	***101.3***	44.533	89.9	23.809	117.5	1:39.278		88.23	2.223	17:03:54.988
12 -	30.640	99.2	43.645	83.6	23.912	116.7	1:38.197		89.20	1.142	17:05:33.185

HSCC Classic Formula 3 Championship

RACE 5 - SECTOR ANALYSIS

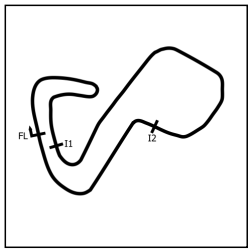

SECTOR 1 = FL to I1, SECTOR 2 = I1 to I2, SECTOR 3 = I2 to FL, DIFF = Difference To Personal Best Lap, P = Crossed Finish Line in Pit Lane, D = Time Disallowed

P10 27 A Bruce BALCHIN — March 743

IDEAL LAP TIME : 1:40.223 BEST LAP TIME : 1:40.881 DIFFERENCE : 0.658

LAP	SECTOR 1		SECTOR 2		SECTOR 3		LAP TIME	MPH	DIFF	TIME OF DAY
1 -		99.5	***45.295***	***86.5***	24.384	119.6	1:45.956	82.67	5.075	16:47:33.527
2 -	31.594	99.7	45.899	78.8	24.519	117.7	1:42.012	85.87	1.131	16:49:15.539
3 -	32.054	100.3	45.991	80.5	24.123	118.9	1:42.168	85.73	1.287	16:50:57.707
4 -	31.662	94.6	45.351	79.2	***23.868***	***120.0***	***1:40.881*** **(1)**	***86.83***		***16:52:38.588***
5 -	***31.060***	101.0	46.066	78.9	24.088	119.6	1:41.214	86.54	0.333	16:54:19.802
6 -	31.577	100.1	45.391	76.5	24.183	118.3	1:41.151	86.60	0.270	16:56:00.953
7 -	31.624	***101.2***	45.416	81.4	23.910	119.1	1:40.950 **(2)**	86.77	0.069	16:57:41.903
8 -	31.466	100.6	45.509	83.5	24.387	117.3	1:41.362	86.42	0.481	16:59:23.265
9 -	31.715	98.9	45.920	80.5	24.161	116.9	1:41.796	86.05	0.915	17:01:05.061
10 -	31.264	100.4	45.769	79.2	26.041	116.7	1:43.074	84.98	2.193	17:02:48.135
11 -	31.382	100.4	45.432	79.7	24.138	116.9	1:40.952 **(3)**	86.77	0.071	17:04:29.087

P11 5 A Neil JENKINS — Chevron B38

IDEAL LAP TIME : 1:42.337 BEST LAP TIME : 1:43.166 DIFFERENCE : 0.829

LAP	SECTOR 1		SECTOR 2		SECTOR 3		LAP TIME	MPH	DIFF	TIME OF DAY
1 -		88.5	48.574	81.7	25.462	114.7	1:53.146	77.42	9.980	16:47:40.717
2 -	32.493	90.5	47.773	78.4	25.537	112.7	1:45.803	82.79	2.637	16:49:26.520
3 -	32.274	96.2	47.989	78.7	25.499	112.5	1:45.762	82.82	2.596	16:51:12.282
4 -	32.467	94.5	47.393	82.9	25.473	113.5	1:45.333	83.16	2.167	16:52:57.615
5 -	32.002	94.7	46.631	84.3	24.873	113.7	1:43.506	84.63	0.340	16:54:41.121
6 -	***31.531***	96.0	46.839	85.5	24.872	***115.7***	1:43.242 **(2)**	84.84	0.076	16:56:24.363
7 -	32.360	***96.4***	***46.078***	83.1	***24.728***	114.1	***1:43.166*** **(1)**	***84.91***		***16:58:07.529***
8 -	32.019	95.1	46.241	86.5	25.235	113.5	1:43.495 **(3)**	84.64	0.329	16:59:51.024
9 -	32.219	96.1	47.628	80.5	25.013	113.9	1:44.860	83.53	1.694	17:01:35.884
10 -	31.609	94.3	48.681	***90.4***	25.447	112.9	1:45.737	82.84	2.571	17:03:21.621
11 -	31.748	94.3	46.526	84.4	25.257	115.1	1:43.531	84.61	0.365	17:05:05.152

P12 9 A Ian INGRAM — Ralt RT3

IDEAL LAP TIME : 1:43.065 BEST LAP TIME : 1:44.311 DIFFERENCE : 1.246

LAP	SECTOR 1		SECTOR 2		SECTOR 3		LAP TIME	MPH	DIFF	TIME OF DAY
1 -		91.6	***46.151***	75.8	24.827	113.7	1:48.271	80.90	3.960	16:47:35.842
2 -	32.305	91.1	46.942	74.7	25.064	114.1	***1:44.311*** **(1)**	***83.97***		***16:49:20.153***
3 -	32.676	86.8	47.946	74.2	25.098	109.4	1:45.720	82.85	1.409	16:51:05.873
4 -	33.006	86.4	46.850	78.3	25.063	111.2	1:44.919	83.49	0.608	16:52:50.792
5 -	32.680	89.1	47.099	79.7	***24.736***	113.7	1:44.515 **(3)**	83.81	0.204	16:54:35.307
6 -	32.494	89.5	47.044	77.2	24.951	111.2	1:44.489 **(2)**	83.83	0.178	16:56:19.796
7 -	32.654	***92.8***	56.660	80.0	25.484	112.5	1:54.798	76.30	10.487	16:58:14.594
8 -	32.641	87.3	47.922	***82.9***	25.243	110.0	1:45.806	82.79	1.495	17:00:00.400
9 -	***32.178***	89.3	48.797	78.3	24.996	***114.3***	1:45.971	82.66	1.660	17:01:46.371
10 -	32.456	85.1	47.217	79.5	25.222	110.9	1:44.895	83.51	0.584	17:03:31.266
11 -	32.483	90.0	46.727	76.1	25.357	104.5	1:44.567	83.77	0.256	17:05:15.833

P13 34 D Peter FINNIGAN — Van Diemen RF82

IDEAL LAP TIME : 1:46.498 BEST LAP TIME : 1:47.749 DIFFERENCE : 1.251

LAP	SECTOR 1		SECTOR 2		SECTOR 3		LAP TIME	MPH	DIFF	TIME OF DAY
1 -		82.0	49.936	77.0	26.076	***109.6***	1:55.784	75.65	8.035	16:47:43.355
2 -	34.192	85.8	49.433	78.7	25.821	108.7	1:49.446	80.03	1.697	16:49:32.801
3 -	33.705	89.7	49.048	76.7	25.627	109.4	1:48.380	80.82	0.631	16:51:21.181
4 -	33.758	88.8	48.584	79.5	25.823	108.2	1:48.165 **(3)**	80.98	0.416	16:53:09.346
5 -	33.891	85.1	48.621	***81.5***	26.094	107.0	1:48.606	80.65	0.857	16:54:57.952
6 -	***33.349***	89.8	49.056	78.3	25.937	109.2	1:48.342	80.85	0.593	16:56:46.294
7 -	36.138	86.7	50.017	78.5	25.831	108.0	1:51.986	78.22	4.237	16:58:38.280
8 -	33.677	87.6	48.765	81.1	***25.307***	108.5	***1:47.749*** **(1)**	***81.29***		***17:00:26.029***
9 -	33.630	89.9	49.329	78.2	25.616	108.7	1:48.575	80.68	0.826	17:02:14.604
10 -	34.433	***91.3***	***47.842***	74.8	25.541	108.5	1:47.816 **(2)**	81.24	0.067	17:04:02.420

HSCC Classic Formula 3 Championship

RACE 5 - SECTOR ANALYSIS

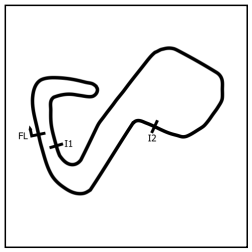

SECTOR 1 = FL to I1, SECTOR 2 = I1 to I2, SECTOR 3 = I2 to FL, DIFF = Difference To Personal Best Lap, P = Crossed Finish Line in Pit Lane, D = Time Disallowed

P14 2 A David THORBURN Ralt RT3

IDEAL LAP TIME : 1:36.378 BEST LAP TIME : 1:36.592 DIFFERENCE : 0.214

LAP	SECTOR 1		SECTOR 2		SECTOR 3		LAP TIME		MPH	DIFF	TIME OF DAY
1 -		95.7	43.868	85.5	24.202	116.9	1:42.074		85.81	5.482	16:47:29.645
2 -	30.494	98.8	43.764	86.4	23.736	116.5	1:37.994		89.39	1.402	16:49:07.639
3 -	30.654	99.5	44.599	84.7	24.090	***117.7***	1:39.343		88.17	2.751	16:50:46.982
4 -	30.606	100.1	43.269	86.4	23.395	117.1	1:37.270		90.05	0.678	16:52:24.252
5 -	30.098	100.7	43.581	87.2	***23.303***	***117.7***	1:36.982	**(3)**	90.32	0.390	16:54:01.234
6 -	30.309	99.7	43.287	***91.4***	23.427	116.7	1:37.023		90.28	0.431	16:55:38.257
7 -	30.248	100.1	43.097	88.1	23.490	117.3	1:36.835	**(2)**	90.46	0.243	16:57:15.092
8 -	30.471	100.7	***43.020***	88.8	23.620	116.3	1:37.111		90.20	0.519	16:58:52.203
9 -	***30.055***	***101.2***	43.098	87.8	23.439	116.3	***1:36.592***	**(1)**	***90.68***		***17:00:28.795***
10 -	30.714	99.1	43.304	88.7	24.023	115.9	1:38.041		89.34	1.449	17:02:06.836
11 -	30.243	100.3	43.351	87.8	23.881	114.3	1:37.475		89.86	0.883	17:03:44.311

P15 7 A Richard TROTT Chevron B43

IDEAL LAP TIME : 1:33.718 BEST LAP TIME : 1:34.927 DIFFERENCE : 1.209

LAP	SECTOR 1		SECTOR 2		SECTOR 3		LAP TIME		MPH	DIFF	TIME OF DAY
1 -		101.8	43.656	85.0	22.890	***123.1***	1:40.059		87.54	5.132	16:47:27.630
2 -	30.050	101.6	42.362	90.4	22.744	121.7	1:35.156	**(3)**	92.05	0.229	16:49:02.786
3 -	29.898	103.0	42.628	86.2	22.735	122.9	1:35.261		91.95	0.334	16:50:38.047
4 -	29.867	102.6	42.276	90.9	22.784	122.4	***1:34.927***	**(1)**	***92.27***		***16:52:12.974***
5 -	30.049	101.6	42.483	***96.2***	***22.400***	121.5	1:34.932	**(2)**	92.27	0.005	16:53:47.906
6 -	***29.397***	***103.2***	***41.921***	89.0	IN PIT		6:17.860	**P**	23.18	4:42.933	17:00:05.766
7 -	OUTLAP	62.6	1:20.708	35.3	44.394	58.5	2:48.834		51.88	1:13.907	17:02:54.600
8 -	37.815	77.7	1:04.193	44.7	35.858	67.3	2:17.866		63.53	42.939	17:05:12.466

P16 32 A Tony HANCOCK Lola T670

IDEAL LAP TIME : 1:33.458 BEST LAP TIME : 1:33.602 DIFFERENCE : 0.144

LAP	SECTOR 1		SECTOR 2		SECTOR 3		LAP TIME		MPH	DIFF	TIME OF DAY
1 -		101.3	42.342	***93.3***	22.527	***121.5***	1:36.639	**(3)**	90.64	3.037	16:47:24.210
2 -	29.305	102.2	42.291	92.4	***22.442***	***121.5***	1:34.038	**(2)**	93.15	0.436	16:48:58.248
3 -	***29.181***	***103.2***	***41.835***	91.4	22.586	114.1	***1:33.602***	**(1)**	***93.58***		***16:50:31.850***

Weather / Track : Sunny / Dry

Brands Hatch GP: 2.4332 miles
Date: 09/07/2022 Start: 16:45 Finish: 17:03

HSCC Classic Formula 3 Championship

RACE 5 - BEST SECTORS

	SECTOR 1			SECTOR 2			SECTOR 3			IDEAL / BEST COMPARISON					
POS	NO	NAME	TIME	NO	NAME	TIME	NO	NAME	TIME	POS	NO	NAME	IDEAL	BEST	DIFF
												PERFECT LAP	1:30.009		
1	78	SMITH	28.519	78	SMITH	39.845	78	SMITH	21.645	1	78	SMITH	1:30.009	1:30.193	0.184
2	14	BARLOW	29.060	17	WHITE	41.261	17	WHITE	22.355	2	17	WHITE	1:32.786	1:32.786	0.000
3	11	JACKSON	29.123	30	DIBDEN	41.310	7	TROTT	22.400	3	11	JACKSON	1:33.204	1:33.503	0.299
4	17	WHITE	29.170	11	JACKSON	41.652	11	JACKSON	22.429	4	14	BARLOW	1:33.234	1:33.502	0.268
5	32	HANCOCK	29.181	14	BARLOW	41.700	32	HANCOCK	22.442	5	30	DIBDEN	1:33.453	1:33.529	0.076
6	33	GRAY	29.251	32	HANCOCK	41.835	14	BARLOW	22.474	6	32	HANCOCK	1:33.458	1:33.602	0.144
7	7	TROTT	29.397	7	TROTT	41.921	30	DIBDEN	22.591	7	7	TROTT	1:33.718	1:34.927	1.209
8	30	DIBDEN	29.552	33	GRAY	42.332	33	GRAY	22.625	8	33	GRAY	1:34.208	1:34.483	0.275
9	2	THORBURN	30.055	10	COOKE	42.911	2	THORBURN	23.303	9	2	THORBURN	1:36.378	1:36.592	0.214
10	147	HANJOUL	30.257	2	THORBURN	43.020	10	COOKE	23.318	10	10	COOKE	1:36.628	1:36.831	0.203
11	55	FINCH	30.360	55	FINCH	43.059	55	FINCH	23.319	11	55	FINCH	1:36.738	1:36.894	0.156
12	10	COOKE	30.399	147	HANJOUL	43.082	147	HANJOUL	23.518	12	147	HANJOUL	1:36.857	1:37.055	0.198
13	27	BALCHIN	31.060	27	BALCHIN	45.295	27	BALCHIN	23.868	13	27	BALCHIN	1:40.223	1:40.881	0.658
14	5	JENKINS	31.531	5	JENKINS	46.078	5	JENKINS	24.728	14	5	JENKINS	1:42.337	1:43.166	0.829
15	9	INGRAM	32.178	9	INGRAM	46.151	9	INGRAM	24.736	15	9	INGRAM	1:43.065	1:44.311	1.246
16	34	FINNIGAN	33.349	34	FINNIGAN	47.842	34	FINNIGAN	25.307	16	34	FINNIGAN	1:46.498	1:47.749	1.251

Weather / Track : Sunny / Dry

Brands Hatch GP: 2.4332 miles
Date: 09/07/2022 Start: 16:45 Finish: 17:03

Results can be found at www.tsl-timing.com

Printed - 17:07 Saturday, 09 July 2022

HSCC Classic Formula 3 Championship

RACE 5 - BEST SPEEDS

	INTERMEDIATE 1			INTERMEDIATE 2			FINISH LINE		
POS	NO	NAME	MPH	NO	NAME	MPH	NO	NAME	MPH
1	**78**	SMITH	**107.5**	**14**	BARLOW	**101.8**	**78**	SMITH	**125.2**
2	**17**	WHITE	**105.3**	**30**	DIBDEN	**99.4**	**7**	TROTT	**123.1**
3	**14**	BARLOW	**104.0**	**78**	SMITH	**97.8**	**17**	WHITE	**122.9**
4	**11**	JACKSON	**103.7**	**17**	WHITE	**96.8**	**11**	JACKSON	**122.0**
5	**33**	GRAY	**103.7**	**7**	TROTT	**96.2**	**10**	COOKE	**121.5**
6	**7**	TROTT	**103.2**	**11**	JACKSON	**95.3**	**32**	HANCOCK	**121.5**
7	**32**	HANCOCK	**103.2**	**147**	HANJOUL	**93.7**	**33**	GRAY	**121.3**
8	**10**	COOKE	**102.6**	**33**	GRAY	**93.4**	**27**	BALCHIN	**120.0**
9	**30**	DIBDEN	**101.5**	**55**	FINCH	**93.3**	**14**	BARLOW	**119.8**
10	**147**	HANJOUL	**101.3**	**32**	HANCOCK	**93.3**	**147**	HANJOUL	**119.6**
11	**27**	BALCHIN	**101.2**	**2**	THORBURN	**91.4**	**30**	DIBDEN	**118.9**
12	**2**	THORBURN	**101.2**	**5**	JENKINS	**90.4**	**2**	THORBURN	**117.7**
13	**55**	FINCH	**99.8**	**10**	COOKE	**86.7**	**55**	FINCH	**116.1**
14	**5**	JENKINS	**96.4**	**27**	BALCHIN	**86.5**	**5**	JENKINS	**115.7**
15	**9**	INGRAM	**92.8**	**9**	INGRAM	**82.9**	**9**	INGRAM	**114.3**
16	**34**	FINNIGAN	**91.3**	**34**	FINNIGAN	**81.5**	**34**	FINNIGAN	**109.6**

Weather / Track : Sunny / Dry

Brands Hatch GP: 2.4332 miles
Date: 09/07/2022 Start: 16:45 Finish: 17:03

Results can be found at www.tsl-timing.com

Printed - 17:07 Saturday, 09 July 2022

HSCC Classic Formula 3 Championship

RACE 5 - STATISTICS

Competitors Started	16
Planned Start	2022-07-09 @ 16:15:00.000
Actual Start	2022-07-09 @ 16:45:47.570
Finish Time	2022-07-09 @ 17:03:58.450
Track Length	2.4332mi.
Total Laps	173
Total Distance Covered	420.9590mi.

Session Fastest Lap History

NO	CL	NAME	LAP TIME	TIME OF DAY	LAP	VEHICLE
78	A	**Andy SMITH**	**1:32.879**	16:47:20.457	1	March 783
78	A	**Andy SMITH**	**1:31.523**	16:48:51.980	2	March 783
78	A	**Andy SMITH**	**1:31.192**	16:50:23.172	3	March 783
78	A	**Andy SMITH**	**1:30.391**	16:51:53.563	4	March 783
78	A	**Andy SMITH**	**1:30.193**	16:56:25.124	7	March 783

Session Leader History

NO	CL	NAME	FROM LAP	LAPS LED	DISTANCE	VEHICLE
78	A	**Andy SMITH**	1	12	29.19 miles	March 783

Flag History

TYPE	TIME OF DAY
GREEN	16:45:47.570
FINISH	17:03:58.450

Flag Statistics

TYPE	COUNT	TOTAL LAPS	TOTAL TIME
Green	1	12	19:54.864
Red	0	0	0.000
Safety Car	0	0	0.000
FCY	0	0	0.000

Weather / Track : Sunny / Dry

Brands Hatch GP: 2.4332 miles
Date: 09/07/2022 Start: 16:45 Finish: 17:03

HSCC Classic Formula 3 Championship

RACE 5 - STATISTICS

CLASS : A

14 Starters

Fastest Lap History

NO	NAME	LAP TIME	TIME OF DAY	LAP	VEHICLE
78	**Andy SMITH**	**1:32.879**	16:47:20.457	1	March 783
78	**Andy SMITH**	**1:31.523**	16:48:51.980	2	March 783
78	**Andy SMITH**	**1:31.192**	16:50:23.172	3	March 783
78	**Andy SMITH**	**1:30.391**	16:51:53.563	4	March 783
78	**Andy SMITH**	**1:30.193**	16:56:25.124	7	March 783

Leader History

NO	NAME	FROM LAP	LAPS LED	DISTANCE	VEHICLE
78	**Andy SMITH**	1	12	29.19 miles	March 783

HSCC Classic Formula 3 Championship

RACE 5 - STATISTICS

CLASS : C

1 Starters

Fastest Lap History

NO	NAME	LAP TIME	TIME OF DAY	LAP	VEHICLE
55	**Jon FINCH**	**1:43.577**	16:47:31.165	1	Reynard SF79
55	**Jon FINCH**	**1:37.728**	16:49:08.891	2	Reynard SF79
55	**Jon FINCH**	**1:36.952**	16:52:23.623	4	Reynard SF79
55	**Jon FINCH**	**1:36.894**	16:58:53.087	8	Reynard SF79

Leader History

NO	NAME	FROM LAP	LAPS LED	DISTANCE	VEHICLE
55	**Jon FINCH**	1	12	29.19 miles	Reynard SF79

HSCC Classic Formula 3 Championship

RACE 5 - STATISTICS

CLASS : D

1 Starters

Fastest Lap History

NO	NAME	LAP TIME	TIME OF DAY	LAP	VEHICLE
34	**Peter FINNIGAN**	**1:55.784**	16:47:43.373	1	Van Diemen RF82
34	**Peter FINNIGAN**	**1:49.446**	16:49:32.819	2	Van Diemen RF82
34	**Peter FINNIGAN**	**1:48.380**	16:51:21.199	3	Van Diemen RF82
34	**Peter FINNIGAN**	**1:48.165**	16:53:09.365	4	Van Diemen RF82
34	**Peter FINNIGAN**	**1:47.749**	17:00:26.047	8	Van Diemen RF82

Leader History

NO	NAME	FROM LAP	LAPS LED	DISTANCE	VEHICLE
34	**Peter FINNIGAN**	1	10	24.33 miles	Van Diemen RF82

Sheet No:	Issue Time:

HSCC Classic Formula 3 Championship

RACE 11 - GRID (20 minutes)

ROW 7	13	7	Richard TROTT	14	32	Tony HANCOCK
ROW 6	11	5	Neil JENKINS	12	34	Peter FINNIGAN
ROW 5	9	147	Louis HANJOUL	10	27	Bruce BALCHIN
ROW 4	7	55	Jon FINCH	8	10	Richard COOKE
ROW 3	5	14	Stephen BARLOW	6	33	Fraser GRAY
ROW 2	3	30	Paul DIBDEN	4	17	Keith WHITE
ROW 1	1	78	Andy SMITH	2	11	Simon JACKSON
			Pole			

Cars 2 & 9 - Withdrawn.

Brands Hatch GP: 2.4332 miles

These results are provisional until the conclusion of any judicial and technical matters.

Clerk Of Course : Julian Floyd	Stewards :	Timekeeper : Nick Palmer

Sheet No:	Issue Time:

HSCC Classic Formula 3 Championship

RACE 11 - CLASSIFICATION

POS	NO	CL	PIC	NAME	ENTRY	LAPS	TIME	GAP	DIFF	MPH	BEST	ON
1	**78**	A	1	Andy SMITH	March 783	**14**	21:22.132			95.65	**1:30.752**	8
2	**17**	A	2	Keith WHITE	Ralt RT1	**14**	21:56.149	**34.017**	34.017	93.17	**1:32.565**	13
3	**7***	A	3	Richard TROTT	Chevron B43	**14**	22:07.309	**45.177**	11.160	92.39	**1:32.975**	12
4	**30**	A	4	Paul DIBDEN	Argo JM6	**14**	22:09.793	**47.661**	2.484	92.22	**1:33.883**	14
5	**14**	A	5	Stephen BARLOW	Ralt RT3	**14**	22:11.713	**49.581**	1.920	92.09	**1:33.873**	12
6	**33**	A	6	Fraser GRAY	Ralt RT3	**14**	22:16.359	**54.227**	4.646	91.77	**1:34.122**	12
7	**11**	A	7	Simon JACKSON	Chevron B43	**14**	22:31.863	**1:09.731**	15.504	90.71	**1:32.815**	13
8	**55**	C	1	Jon FINCH	Reynard SF79	**14**	22:53.026	**1:30.894**	21.163	89.31	**1:36.382**	14
9	**10**	A	8	Richard COOKE	March 793	**14**	22:53.458	**1:31.326**	0.432	89.29	**1:36.651**	14
10	**147**	A	9	Louis HANJOUL	Argo JM1	**13**	21:30.075	**1 Lap**	1 Lap	88.27	**1:37.363**	9
11	**27**	A	10	Bruce BALCHIN	March 743	**13**	21:56.218	**1 Lap**	26.143	86.51	**1:39.260**	13
12	**5**	A	11	Neil JENKINS	Chevron B38	**13**	22:24.301	**1 Lap**	28.083	84.71	**1:40.686**	13
13	**34**	D	1	Peter FINNIGAN	Van Diemen RF82	**12**	22:02.808	**2 Laps**	1 Lap	79.46	**1:48.011**	3

NOT STARTED

NS	**32**	A		Tony HANCOCK	Lola T670							

FASTEST LAP

78	A	Andy SMITH	March 783	**8**	1:30.752	96.52 mph	155.34 kph
55	C	Jon FINCH	Reynard SF79	**14**	1:36.382	90.88 mph	146.26 kph
34	D	Peter FINNIGAN	Van Diemen RF82	**3**	1:48.011	81.10 mph	130.52 kph

***Car 7 - 5 second penalty for exceeding track limits.**

Race Distance: 14 Laps / 34.06 miles
Brands Hatch GP: 2.4332 miles
Date: 10/07/2022 Start: 13:52 Finish: 14:14

Weather / Track : Sunny / Dry
These results are provisional until the conclusion of any judicial and technical matters.

Clerk Of Course : Julian Floyd	Stewards :	Timekeeper : Nick Palmer

HSCC Classic Formula 3 Championship

RACE 11 - LAP CHART

LAP 1		@ 13:54:19.344	LAP 2		@ 13:55:51.483	LAP 3		@ 13:57:23.278	LAP 4		@ 13:58:54.161	LAP 5		@ 14:00:25.102
NO	BEHIND	LAP TIME	NO	BEHIND	LAP TIME	NO	BEHIND	LAP TIME	NO	BEHIND	LAP TIME	NO	BEHIND	LAP TIME
78		1:33.224	**78**		1:32.139	**78**		1:31.795	**78**		1:30.883	**78**		1:30.941
17	4.770	1:37.994	**17**	8.435	1:35.804	**17**	10.994	1:34.354	**17**	14.343	1:34.232	**17**	17.883	1:34.481
30	5.092	1:38.316	**30**	8.898	1:35.945	**30**	12.340	1:35.237	**7**	15.763	1:34.004	**7**	18.557	1:33.735
14	5.307	1:38.531	**14**	9.056	1:35.888	**7**	12.642	1:34.451	**30**	16.755	1:35.298	**30**	19.778	1:33.964
33	6.485	1:39.709	**7**	9.986	1:34.283	**14**	13.198	1:35.937	**14**	17.132	1:34.817	**14**	20.617	1:34.426
7	7.842	1:41.066	**33**	10.986	1:36.640	**33**	15.221	1:36.030	**33**	20.038	1:35.700	**33**	24.702	1:35.605
55	9.881	1:43.105	**55**	16.932	1:39.190	**55**	24.281	1:39.144	**55**	31.810	1:38.412	**55**	38.668	1:37.799
10	10.029	1:43.253	**10**	17.079	1:39.189	**10**	24.842	1:39.558	**10**	32.094	1:38.135	**10**	39.176	1:38.023
147	10.725	1:43.949	**147**	17.622	1:39.036	**147**	25.854	1:40.027	**147**	32.984	1:38.013	**147**	39.574	1:37.531
27	12.603	1:45.827	**27**	22.593	1:42.129	**27**	32.818	1:42.020	**27**	43.703	1:41.768	**11**	50.285	1:33.961
5	15.347	1:48.571	**5**	26.984	1:43.776	**5**	37.694	1:42.505	**11**	47.265	1:34.768	**27**	56.375	1:43.613
34	20.634	1:53.858	**34**	38.001	1:49.506	**11**	43.380	1:34.421	**5**	50.854	1:44.043	**5**	1:03.400	1:43.487
11	37.448	2:10.672	**11**	40.754	1:35.445	**34**	54.217	1:48.011	**34**	1:13.107	1:49.773	**34**	1:30.957	1:48.791

Weather / Track : Sunny / Dry

Brands Hatch GP: 2.4332 miles
Date: 10/07/2022 Start: 13:52 Finish: 14:14

HSCC Classic Formula 3 Championship

RACE 11 - LAP CHART

LAP 6		@ 14:01:56.871
NO	BEHIND	LAP TIME
78		1:31.769
17	19.413	1:33.299
7	19.911	1:33.123
30	22.060	1:34.051
14	24.105	1:35.257
33	28.009	1:35.076
55	44.696	1:37.797
10	45.306	1:37.899
147	45.970	1:38.165
11	52.375	1:33.859
27	1:06.339	1:41.733
5	1:14.976	1:43.345

LAP 7		@ 14:03:29.081
NO	BEHIND	LAP TIME
78		1:32.210
34	1 Lap	1:50.974
17	20.369	1:33.166
7	21.332	1:33.631
30	24.205	1:34.355
14	26.936	1:35.041
33	30.769	1:34.970
55	49.961	1:37.475
10	50.707	1:37.611
147	51.564	1:37.804
11	54.158	1:33.993
27	1:15.687	1:41.558
5	1:25.585	1:42.819

LAP 8		@ 14:04:59.833
NO	BEHIND	LAP TIME
78		1:30.752
17	23.167	1:33.550
7	24.692	1:34.112
30	28.694	1:35.241
14	32.103	1:35.919
33	36.058	1:36.041
34	1 Lap	1:51.445
55	56.427	1:37.218
10	57.251	1:37.296
11	57.378	1:33.972
147	58.682	1:37.870
27	1:24.958	1:40.023

LAP 9		@ 14:06:32.286
NO	BEHIND	LAP TIME
78		1:32.453
5	1 Lap	1:42.019
17	23.849	1:33.135
7	25.691	1:33.452
30	31.148	1:34.907
14	34.076	1:34.426
33	38.258	1:34.653
34	1 Lap	1:48.595
11	59.799	1:34.874
55	1:01.707	1:37.733
10	1:02.016	1:37.218
147	1:03.592	1:37.363

LAP 10		@ 14:08:04.120
NO	BEHIND	LAP TIME
78		1:31.834
27	1 Lap	1:39.759
5	1 Lap	1:41.675
17	25.023	1:33.008
7	27.185	1:33.328
30	34.017	1:34.703
14	36.666	1:34.424
33	40.959	1:34.535
11	1:02.223	1:34.258
55	1:07.596	1:37.723
10	1:08.367	1:38.185
147	1:10.339	1:38.581
34	1 Lap	1:51.263

Weather / Track : Sunny / Dry

Brands Hatch GP: 2.4332 miles
Date: 10/07/2022 Start: 13:52 Finish: 14:14

HSCC Classic Formula 3 Championship

RACE 11 - LAP CHART

LAP 11 @ 14:09:35.122		
NO	BEHIND	LAP TIME
78		1:31.002
27	1 Lap	1:39.697
5	1 Lap	1:41.953
17	26.954	1:32.933
7	30.079	1:33.896
30	37.497	1:34.482
14	40.466	1:34.802
33	44.675	1:34.718
11	1:04.342	1:33.121
55	1:13.925	1:37.331
10	1:14.291	1:36.926
147	1:18.833	1:39.496

LAP 12 @ 14:11:06.008		
NO	BEHIND	LAP TIME
78		1:30.886
34	2 Laps	1:51.079
27	1 Lap	1:39.458
17	30.029	1:33.961
7	32.168	1:32.975
5	1 Lap	1:43.929
30	41.096	1:34.485
14	43.453	1:33.873
33	47.911	1:34.122
11	1:06.307	1:32.851
55	1:19.802	1:36.763
10	1:20.257	1:36.852
147	1:29.599	1:41.652

LAP 13 @ 14:12:37.176		
NO	BEHIND	LAP TIME
78		1:31.168
34	2 Laps	1:49.205
27	1 Lap	1:39.373
17	31.426	1:32.565
7	36.305	1:35.305
30	44.854	1:34.926
14	46.674	1:34.389
33	51.150	1:34.407
5	1 Lap	1:45.493
11	1:07.954	1:32.815
55	1:25.588	1:36.954
10	1:25.751	1:36.662

LAP 14 @ 14:14:08.252		
NO	BEHIND	LAP TIME
78		1:31.076
147	1 Lap	1:40.588
17	34.017	1:33.667
27	1 Lap	1:39.260
7	40.177	1:34.948
34	2 Laps	1:50.308
30	47.661	1:33.883
14	49.581	1:33.983
33	54.227	1:34.153
5	1 Lap	1:40.686
11	1:09.731	1:32.853
55	1:30.894	1:36.382
10	1:31.326	1:36.651

Weather / Track : Sunny / Dry

Brands Hatch GP: 2.4332 miles
Date: 10/07/2022 Start: 13:52 Finish: 14:14

HSCC Classic Formula 3 Championship

RACE 11 - SECTOR ANALYSIS

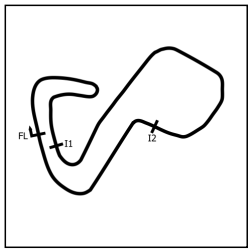

SECTOR 1 = FL to I1, SECTOR 2 = I1 to I2, SECTOR 3 = I2 to FL, DIFF = Difference To Personal Best Lap, P = Crossed Finish Line in Pit Lane, D = Time Disallowed

P1 78 A Andy SMITH March 783

IDEAL LAP TIME : 1:30.549 BEST LAP TIME : 1:30.752 DIFFERENCE : 0.203

LAP	SECTOR 1		SECTOR 2		SECTOR 3		LAP TIME	MPH	DIFF	TIME OF DAY
1 -				95.3	22.262	123.1	1:33.224	93.96	2.472	13:54:19.344
2 -	29.318	104.3	40.817	90.9	22.004	123.5	1:32.139	95.07	1.387	13:55:51.483
3 -	29.147	104.2	40.513	92.6	22.135	124.0	1:31.795	95.42	1.043	13:57:23.278
4 -	28.906	104.2	40.068	97.9	21.909	124.2	1:30.883 (2)	96.38	0.131	13:58:54.161
5 -	28.858	104.2	40.233	95.7	21.850	124.0	1:30.941	96.32	0.189	14:00:25.102
6 -	28.994	104.5	40.352	94.6	22.423	124.9	1:31.769	95.45	1.017	14:01:56.871
7 -	29.586	104.6	40.493	87.8	22.131	125.4	1:32.210	94.99	1.458	14:03:29.081
8 -	28.970	104.2	***40.064***	97.2	***21.718***	***125.6***	***1:30.752*** (1)	***96.52***		***14:04:59.833***
9 -	29.116	103.5	41.449	97.9	21.888	125.4	1:32.453	94.74	1.701	14:06:32.286
10 -	29.062	102.6	40.083	92.3	22.689	123.8	1:31.834	95.38	1.082	14:08:04.120
11 -	28.904	***105.1***	40.183	***99.4***	21.915	124.7	1:31.002	96.25	0.250	14:09:35.122
12 -	***28.767***	105.0	40.355	94.6	21.764	125.4	1:30.886 (3)	96.38	0.134	14:11:06.008
13 -	28.957	***105.1***	40.307	95.3	21.904	***125.6***	1:31.168	96.08	0.416	14:12:37.176
14 -	28.847	104.6	40.270	93.9	21.959	125.2	1:31.076	96.18	0.324	14:14:08.252

P2 17 A Keith WHITE Ralt RT1

IDEAL LAP TIME : 1:32.374 BEST LAP TIME : 1:32.565 DIFFERENCE : 0.191

LAP	SECTOR 1		SECTOR 2		SECTOR 3		LAP TIME	MPH	DIFF	TIME OF DAY
1 -		99.1	42.899	88.4	23.221	117.1	1:37.994	89.39	5.429	13:54:24.114
2 -	29.814	101.5	42.987	89.0	23.003	122.6	1:35.804	91.43	3.239	13:55:59.918
3 -	29.581	102.1	42.236	92.5	22.537	123.3	1:34.354	92.84	1.789	13:57:34.272
4 -	29.439	102.7	42.114	93.8	22.679	122.9	1:34.232	92.96	1.667	13:59:08.504
5 -	29.497	101.3	42.452	92.0	22.532	123.3	1:34.481	92.71	1.916	14:00:42.985
6 -	29.213	***104.2***	41.519	92.1	22.567	123.3	1:33.299	93.88	0.734	14:02:16.284
7 -	29.296	102.2	41.409	93.7	22.461	***124.2***	1:33.166	94.02	0.601	14:03:49.450
8 -	29.617	101.3	41.670	96.1	22.263	124.0	1:33.550	93.63	0.985	14:05:23.000
9 -	29.242	101.5	41.299	***99.4***	22.594	123.8	1:33.135	94.05	0.570	14:06:56.135
10 -	***29.022***	103.0	41.341	91.6	22.645	123.3	1:33.008 (3)	94.18	0.443	14:08:29.143
11 -	29.221	104.0	41.468	94.9	***22.244***	123.1	1:32.933 (2)	94.25	0.368	14:10:02.076
12 -	29.994	101.8	41.449	93.8	22.518	123.1	1:33.961	93.22	1.396	14:11:36.037
13 -	29.146	102.9	***41.108***	96.2	22.311	123.8	***1:32.565*** (1)	***94.63***		***14:13:08.602***
14 -	29.117	102.4	42.012	99.1	22.538	122.9	1:33.667	93.52	1.102	14:14:42.269

P3 7 A Richard TROTT Chevron B43

IDEAL LAP TIME : 1:32.750 BEST LAP TIME : 1:32.975 DIFFERENCE : 0.225

LAP	SECTOR 1		SECTOR 2		SECTOR 3		LAP TIME	MPH	DIFF	TIME OF DAY
1 -		100.1	43.304	93.7	22.823	122.9	1:41.066	86.67	8.091	13:54:27.186
2 -	29.954	101.5	41.787	***102.9***	22.542	***124.0***	1:34.283	92.91	1.308	13:56:01.469
3 -	29.483	101.3	41.555	88.6	23.413	120.2	1:34.451	92.74	1.476	13:57:35.920
4 -	29.610	101.5	41.836	95.8	22.558	122.2	1:34.004	93.18	1.029	13:59:09.924
5 -	29.676	102.2	41.690	95.5	22.369	121.7	1:33.735	93.45	0.760	14:00:43.659
6 -	***29.310***	102.2	41.354	95.1	22.459	122.9	1:33.123 (2)	94.06	0.148	14:02:16.782
7 -	29.361	102.1	41.686	94.9	22.584	123.3	1:33.631	93.55	0.656	14:03:50.413
8 -	29.719	100.9	41.752	93.4	22.641	123.5	1:34.112	93.07	1.137	14:05:24.525
9 -	29.535	101.6	41.419	94.6	22.498	122.4	1:33.452	93.73	0.477	14:06:57.977
10 -	29.530	101.9	41.380	94.1	22.418	122.6	1:33.328 (3)	93.86	0.353	14:08:31.305
11 -	29.760	***103.2***	41.557	92.6	22.579	121.7	1:33.896	93.29	0.921	14:10:05.201
12 -	29.535	***103.2***	***41.187***	93.4	***22.253***	123.1	***1:32.975*** (1)	***94.21***		***14:11:38.176***
13 -	30.238	102.9	42.105	89.0	22.962	122.4	1:35.305	91.91	2.330	14:13:13.481
14 -	29.969	101.6	41.905	93.4	23.074	103.2	1:34.948	92.25	1.973	14:14:48.429

Weather / Track : Sunny / Dry

Brands Hatch GP: 2.4332 miles
Date: 10/07/2022 Start: 13:52 Finish: 14:14

HSCC Classic Formula 3 Championship

RACE 11 - SECTOR ANALYSIS

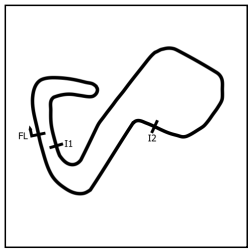

SECTOR 1 = FL to I1, SECTOR 2 = I1 to I2, SECTOR 3 = I2 to FL, DIFF = Difference To Personal Best Lap, P = Crossed Finish Line in Pit Lane, D = Time Disallowed

P4 30 A Paul DIBDEN Argo JM6

IDEAL LAP TIME : 1:33.598 BEST LAP TIME : 1:33.883 DIFFERENCE : 0.285

LAP	SECTOR 1		SECTOR 2		SECTOR 3		LAP TIME	MPH	DIFF	TIME OF DAY
1 -			43.400	87.6	23.350	118.5	1:38.316	89.09	4.433	13:54:24.436
2 -	30.047	98.9	42.559	88.1	23.339	118.3	1:35.945	91.30	2.062	13:56:00.381
3 -	30.024	97.1	41.894	95.3	23.319	117.9	1:35.237	91.97	1.354	13:57:35.618
4 -	29.711	98.9	42.609	***97.9***	22.978	118.5	1:35.298	91.92	1.415	13:59:10.916
5 -	29.758	99.1	***41.476***	94.7	22.730	118.1	1:33.964 **(2)**	93.22	0.081	14:00:44.880
6 -	29.804	99.1	41.797	94.3	***22.450***	118.9	1:34.051 **(3)**	93.13	0.168	14:02:18.931
7 -	29.908	98.3	41.693	95.7	22.754	119.8	1:34.355	92.83	0.472	14:03:53.286
8 -	29.827	98.2	42.542	93.2	22.872	118.9	1:35.241	91.97	1.358	14:05:28.527
9 -	30.073	98.5	41.794	94.5	23.040	118.3	1:34.907	92.29	1.024	14:07:03.434
10 -	29.866	98.3	41.977	92.8	22.860	117.9	1:34.703	92.49	0.820	14:08:38.137
11 -	***29.672***	***99.7***	41.894	96.2	22.916	117.1	1:34.482	92.71	0.599	14:10:12.619
12 -	29.903	99.5	41.941	94.2	22.641	119.8	1:34.485	92.71	0.602	14:11:47.104
13 -	30.402	99.2	41.813	94.9	22.711	119.4	1:34.926	92.28	1.043	14:13:22.030
14 -	29.760	98.8	41.632	94.9	22.491	***120.0***	***1:33.883*** **(1)**	***93.30***		***14:14:55.913***

P5 14 A Stephen BARLOW Ralt RT3

IDEAL LAP TIME : 1:33.680 BEST LAP TIME : 1:33.873 DIFFERENCE : 0.193

LAP	SECTOR 1		SECTOR 2		SECTOR 3		LAP TIME	MPH	DIFF	TIME OF DAY
1 -		100.4	42.748	84.8	23.204	120.0	1:38.531	88.90	4.658	13:54:24.651
2 -	30.319	100.6	42.524	89.9	23.045	120.4	1:35.888	91.35	2.015	13:56:00.539
3 -	30.108	100.9	42.912	94.3	22.917	119.8	1:35.937	91.30	2.064	13:57:36.476
4 -	29.704	100.1	42.263	95.7	22.850	120.2	1:34.817	92.38	0.944	13:59:11.293
5 -	29.578	101.5	42.014	***99.2***	22.834	119.6	1:34.426	92.76	0.553	14:00:45.719
6 -	29.719	101.3	42.111	94.1	23.427	119.6	1:35.257	91.96	1.384	14:02:20.976
7 -	29.815	100.6	42.222	94.2	23.004	***121.5***	1:35.041	92.16	1.168	14:03:56.017
8 -	29.722	100.4	43.088	91.1	23.109	120.9	1:35.919	91.32	2.046	14:05:31.936
9 -	29.535	101.3	42.124	93.5	22.767	***121.5***	1:34.426	92.76	0.553	14:07:06.362
10 -	29.494	101.6	42.204	92.1	22.726	120.6	1:34.424	92.77	0.551	14:08:40.786
11 -	***29.298***	102.7	42.783	93.3	22.721	121.1	1:34.802	92.40	0.929	14:10:15.588
12 -	29.327	102.6	***41.913***	93.2	22.633	121.1	***1:33.873*** **(1)**	***93.31***		***14:11:49.461***
13 -	29.420	***102.9***	42.208	97.3	22.761	120.0	1:34.389 **(3)**	92.80	0.516	14:13:23.850
14 -	29.564	101.6	41.950	94.1	***22.469***	121.3	1:33.983 **(2)**	93.20	0.110	14:14:57.833

P6 33 A Fraser GRAY Ralt RT3

IDEAL LAP TIME : 1:34.034 BEST LAP TIME : 1:34.122 DIFFERENCE : 0.088

LAP	SECTOR 1		SECTOR 2		SECTOR 3		LAP TIME	MPH	DIFF	TIME OF DAY
1 -		95.1	43.542	90.1	23.182	120.2	1:39.709	87.85	5.587	13:54:25.829
2 -	30.355	99.2	42.743	92.6	23.542	121.5	1:36.640	90.64	2.518	13:56:02.469
3 -	29.911	100.1	43.126	90.1	22.993	121.5	1:36.030	91.21	1.908	13:57:38.499
4 -	29.820	99.2	43.029	91.3	22.851	121.3	1:35.700	91.53	1.578	13:59:14.199
5 -	30.001	98.9	42.933	93.3	22.671	122.0	1:35.605	91.62	1.483	14:00:49.804
6 -	29.964	101.0	42.298	95.0	22.814	121.3	1:35.076	92.13	0.954	14:02:24.880
7 -	29.967	99.4	42.352	90.6	22.651	***122.9***	1:34.970	92.23	0.848	14:03:59.850
8 -	29.804	100.1	43.003	90.3	23.234	122.2	1:36.041	91.20	1.919	14:05:35.891
9 -	29.764	99.7	42.249	92.6	22.640	122.4	1:34.653	92.54	0.531	14:07:10.544
10 -	29.615	100.6	42.321	92.9	22.599	121.7	1:34.535	92.66	0.413	14:08:45.079
11 -	29.773	100.9	42.389	87.9	22.556	120.0	1:34.718	92.48	0.596	14:10:19.797
12 -	***29.571***	***101.6***	42.088	93.3	22.463	121.3	***1:34.122*** **(1)**	***93.06***		***14:11:53.919***
13 -	29.602	101.0	***42.059***	93.4	22.746	121.1	1:34.407 **(3)**	92.78	0.285	14:13:28.326
14 -	29.575	100.0	42.174	***95.7***	***22.404***	121.5	1:34.153 **(2)**	93.03	0.031	14:15:02.479

HSCC Classic Formula 3 Championship

RACE 11 - SECTOR ANALYSIS

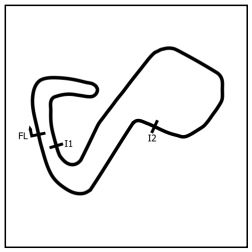

SECTOR 1 = FL to I1, SECTOR 2 = I1 to I2, SECTOR 3 = I2 to FL, DIFF = Difference To Personal Best Lap, P = Crossed Finish Line in Pit Lane, D = Time Disallowed

P7 11 A Simon JACKSON Chevron B43

IDEAL LAP TIME : 1:32.474 BEST LAP TIME : 1:32.815 DIFFERENCE : 0.341

LAP	SECTOR 1		SECTOR 2		SECTOR 3		LAP TIME	MPH	DIFF	TIME OF DAY
1 -		97.5	43.218	89.3	22.907	120.2	2:10.672	67.03	37.857	13:54:56.792
2 -	29.583	100.0	42.947	86.7	22.915	120.9	1:35.445	91.77	2.630	13:56:32.237
3 -	29.931	98.3	42.053	90.6	22.437	120.9	1:34.421	92.77	1.606	13:58:06.658
4 -	29.419	***102.1***	42.914	88.8	22.435	121.7	1:34.768	92.43	1.953	13:59:41.426
5 -	29.410	101.0	42.173	93.3	22.378	121.3	1:33.961	93.22	1.146	14:01:15.387
6 -	29.270	100.3	41.947	91.1	22.642	121.5	1:33.859	93.32	1.044	14:02:49.246
7 -	29.345	99.5	42.235	***94.1***	22.413	***123.3***	1:33.993	93.19	1.178	14:04:23.239
8 -	29.361	100.0	42.070	91.4	22.541	123.1	1:33.972	93.21	1.157	14:05:57.211
9 -	29.988	98.1	42.189	93.5	22.697	121.3	1:34.874	92.33	2.059	14:07:32.085
10 -	29.550	99.7	42.333	92.8	22.375	122.0	1:34.258	92.93	1.443	14:09:06.343
11 -	29.256	101.6	41.677	92.5	22.188	122.6	1:33.121	94.06	0.306	14:10:39.464
12 -	***28.979***	***102.1***	41.710	93.8	***22.162***	122.4	1:32.851 **(2)**	94.34	0.036	14:12:12.315
13 -	29.049	***102.1***	41.416	91.8	22.350	122.2	***1:32.815*** **(1)**	***94.37***		***14:13:45.130***
14 -	29.207	100.9	***41.333***	93.5	22.313	123.1	1:32.853 **(3)**	94.34	0.038	14:15:17.983

P8 55 C Jon FINCH Reynard SF79

IDEAL LAP TIME : 1:36.261 BEST LAP TIME : 1:36.382 DIFFERENCE : 0.121

LAP	SECTOR 1		SECTOR 2		SECTOR 3		LAP TIME	MPH	DIFF	TIME OF DAY
1 -		95.7	45.183	86.1	24.023	114.9	1:43.105	84.96	6.723	13:54:29.225
2 -	31.019	96.9	44.232	86.3	23.939	115.3	1:39.190	88.31	2.808	13:56:08.415
3 -	31.067	95.8	44.328	86.7	23.749	115.3	1:39.144	88.35	2.762	13:57:47.559
4 -	30.969	96.5	43.551	89.2	23.892	114.7	1:38.412	89.01	2.030	13:59:25.971
5 -	30.704	97.5	43.637	88.0	23.458	115.5	1:37.799	89.56	1.417	14:01:03.770
6 -	30.924	96.9	43.449	***89.3***	23.424	116.3	1:37.797	89.57	1.415	14:02:41.567
7 -	30.662	96.5	43.392	89.0	23.421	117.1	1:37.475	89.86	1.093	14:04:19.042
8 -	30.771	96.0	43.113	87.2	23.334	116.7	1:37.218	90.10	0.836	14:05:56.260
9 -	31.281	95.7	43.198	88.6	23.254	116.7	1:37.733	89.63	1.351	14:07:33.993
10 -	30.561	97.1	43.657	86.4	23.505	115.7	1:37.723	89.63	1.341	14:09:11.716
11 -	30.515	97.3	43.081	89.2	23.735	116.7	1:37.331	90.00	0.949	14:10:49.047
12 -	30.532	***97.9***	43.033	88.3	***23.198***	116.9	1:36.763 **(2)**	90.52	0.381	14:12:25.810
13 -	30.492	97.3	43.216	88.8	23.246	116.7	1:36.954 **(3)**	90.35	0.572	14:14:02.764
14 -	***30.347***	97.3	***42.716***	87.8	23.319	***117.3***	***1:36.382*** **(1)**	***90.88***		***14:15:39.146***

P9 10 A Richard COOKE March 793

IDEAL LAP TIME : 1:36.223 BEST LAP TIME : 1:36.651 DIFFERENCE : 0.428

LAP	SECTOR 1		SECTOR 2		SECTOR 3		LAP TIME	MPH	DIFF	TIME OF DAY
1 -		96.0	45.074	84.0	23.934	121.1	1:43.253	84.83	6.602	13:54:29.373
2 -	31.487	97.5	43.954	82.0	23.748	119.8	1:39.189	88.31	2.538	13:56:08.562
3 -	31.325	97.6	44.622	84.7	23.611	120.4	1:39.558	87.98	2.907	13:57:48.120
4 -	30.930	98.2	43.694	84.9	23.511	119.1	1:38.135	89.26	1.484	13:59:26.255
5 -	30.984	97.5	43.604	87.2	23.435	121.1	1:38.023	89.36	1.372	14:01:04.278
6 -	30.811	100.4	43.748	86.5	23.340	121.5	1:37.899	89.47	1.248	14:02:42.177
7 -	31.046	96.9	43.197	86.4	23.368	122.0	1:37.611	89.74	0.960	14:04:19.788
8 -	30.654	97.9	43.182	86.2	23.460	121.5	1:37.296	90.03	0.645	14:05:57.084
9 -	30.965	97.5	43.121	86.4	23.132	122.6	1:37.218	90.10	0.567	14:07:34.302
10 -	30.659	***101.5***	44.264	90.0	23.262	122.2	1:38.185	89.21	1.534	14:09:12.487
11 -	30.701	98.5	43.086	85.8	23.139	121.5	1:36.926	90.37	0.275	14:10:49.413
12 -	31.128	99.4	***42.833***	***90.6***	***22.891***	122.4	1:36.852 **(3)**	90.44	0.201	14:12:26.265
13 -	30.655	100.0	42.887	86.5	23.120	122.4	1:36.662 **(2)**	90.62	0.011	14:14:02.927
14 -	***30.499***	98.8	43.011	87.8	23.141	***123.3***	***1:36.651*** **(1)**	***90.63***		***14:15:39.578***

Weather / Track : Sunny / Dry

Brands Hatch GP: 2.4332 miles
Date: 10/07/2022 Start: 13:52 Finish: 14:14

HSCC Classic Formula 3 Championship

RACE 11 - SECTOR ANALYSIS

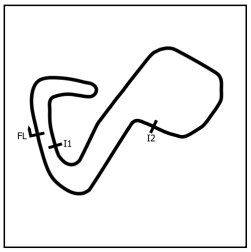

SECTOR 1 = FL to I1, SECTOR 2 = I1 to I2, SECTOR 3 = I2 to FL, DIFF = Difference To Personal Best Lap, P = Crossed Finish Line in Pit Lane, D = Time Disallowed

P10 147 A Louis HANJOUL Argo JM1

IDEAL LAP TIME : 1:36.719 BEST LAP TIME : 1:37.363 DIFFERENCE : 0.644

LAP	SECTOR 1		SECTOR 2		SECTOR 3		LAP TIME	MPH	DIFF	TIME OF DAY
1 -		94.3	44.917	85.0	24.036	118.7	1:43.949	84.27	6.586	13:54:30.069
2 -	31.308	97.5	44.014	84.5	23.714	119.8	1:39.036	88.45	1.673	13:56:09.105
3 -	31.429	98.6	44.714	85.9	23.884	118.9	1:40.027	87.57	2.664	13:57:49.132
4 -	30.971	97.9	43.448	88.5	23.594	117.9	1:38.013	89.37	0.650	13:59:27.145
5 -	30.771	98.3	43.317	88.8	23.443	119.8	1:37.531 **(2)**	89.81	0.168	14:01:04.676
6 -	30.840	98.6	43.868	89.5	23.457	118.7	1:38.165	89.23	0.802	14:02:42.841
7 -	30.652	97.9	43.305	87.9	23.847	119.6	1:37.804 **(3)**	89.56	0.441	14:04:20.645
8 -	30.740	97.9	43.883	89.7	***23.247***	***120.2***	1:37.870	89.50	0.507	14:05:58.515
9 -	30.630	98.1	***43.029***	***91.3***	23.704	117.3	***1:37.363*** **(1)**	***89.97***		***14:07:35.878***
10 -	***30.443***	98.9	44.199	84.9	23.939	116.9	1:38.581	88.85	1.218	14:09:14.459
11 -	31.223	96.9	43.856	86.5	24.417	116.5	1:39.496	88.04	2.133	14:10:53.955
12 -	31.996	***99.2***	45.568	85.0	24.088	118.3	1:41.652	86.17	4.289	14:12:35.607
13 -	31.626	99.1	44.834	87.9	24.128	115.3	1:40.588	87.08	3.225	14:14:16.195

P11 27 A Bruce BALCHIN March 743

IDEAL LAP TIME : 1:38.940 BEST LAP TIME : 1:39.260 DIFFERENCE : 0.320

LAP	SECTOR 1		SECTOR 2		SECTOR 3		LAP TIME	MPH	DIFF	TIME OF DAY
1 -		95.5	46.082	81.4	23.999	119.8	1:45.827	82.77	6.567	13:54:31.947
2 -	31.833	98.6	45.763	78.6	24.533	119.4	1:42.129	85.77	2.869	13:56:14.076
3 -	31.869	99.5	45.794	80.4	24.357	118.5	1:42.020	85.86	2.760	13:57:56.096
4 -	31.879	96.0	45.455	80.7	24.434	118.5	1:41.768	86.07	2.508	13:59:37.864
5 -	32.262	98.1	46.704	80.5	24.647	118.5	1:43.613	84.54	4.353	14:01:21.477
6 -	31.752	99.5	45.348	80.4	24.633	119.1	1:41.733	86.10	2.473	14:03:03.210
7 -	31.685	98.5	45.162	80.7	24.711	118.3	1:41.558	86.25	2.298	14:04:44.768
8 -	31.480	98.1	44.510	84.4	24.033	119.6	1:40.023	87.57	0.763	14:06:24.791
9 -	31.109	99.5	44.416	86.5	24.234	119.4	1:39.759	87.81	0.499	14:08:04.550
10 -	31.287	99.5	44.547	85.7	23.863	119.6	1:39.697	87.86	0.437	14:09:44.247
11 -	31.215	100.4	44.362	85.0	23.881	119.8	1:39.458 **(3)**	88.07	0.198	14:11:23.705
12 -	***30.884***	***101.2***	44.542	***87.8***	23.947	119.8	1:39.373 **(2)**	88.15	0.113	14:13:03.078
13 -	31.204	98.6	***44.332***	86.7	***23.724***	***120.6***	***1:39.260*** **(1)**	***88.25***		***14:14:42.338***

P12 5 A Neil JENKINS Chevron B38

IDEAL LAP TIME : 1:40.368 BEST LAP TIME : 1:40.686 DIFFERENCE : 0.318

LAP	SECTOR 1		SECTOR 2		SECTOR 3		LAP TIME	MPH	DIFF	TIME OF DAY
1 -		94.3	46.756	86.3	25.167	114.1	1:48.571	80.68	7.885	13:54:34.691
2 -	31.800	95.4	47.057	80.9	24.919	114.5	1:43.776	84.41	3.090	13:56:18.467
3 -	31.831	93.7	46.064	87.0	24.610	115.5	1:42.505	85.45	1.819	13:58:00.972
4 -	32.471	94.5	46.656	85.8	24.916	114.5	1:44.043	84.19	3.357	13:59:45.015
5 -	32.325	91.8	46.350	83.1	24.812	115.1	1:43.487	84.64	2.801	14:01:28.502
6 -	32.056	94.7	46.392	82.6	24.897	113.9	1:43.345	84.76	2.659	14:03:11.847
7 -	32.064	95.4	46.033	86.3	24.722	***115.9***	1:42.819	85.19	2.133	14:04:54.666
8 -	31.798	93.8	45.575	89.0	24.646	***115.9***	1:42.019	85.86	1.333	14:06:36.685
9 -	***31.083***	96.5	45.909	***90.1***	24.683	114.5	1:41.675 **(2)**	86.15	0.989	14:08:18.360
10 -	31.314	***98.1***	45.450	89.4	25.189	113.5	1:41.953 **(3)**	85.92	1.267	14:10:00.313
11 -	32.800	91.3	46.336	85.5	24.793	113.9	1:43.929	84.28	3.243	14:11:44.242
12 -	34.346	96.6	46.043	86.5	25.104	114.5	1:45.493	83.03	4.807	14:13:29.735
13 -	31.401	96.6	***44.973***	87.6	***24.312***	***115.9***	***1:40.686*** **(1)**	***87.00***		***14:15:10.421***

Weather / Track : Sunny / Dry

Brands Hatch GP: 2.4332 miles
Date: 10/07/2022 Start: 13:52 Finish: 14:14

HSCC Classic Formula 3 Championship

RACE 11 - SECTOR ANALYSIS

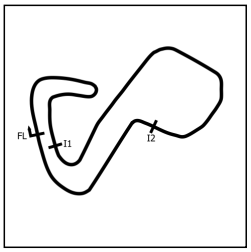

SECTOR 1 = FL to I1, SECTOR 2 = I1 to I2, SECTOR 3 = I2 to FL, DIFF = Difference To Personal Best Lap, P = Crossed Finish Line in Pit Lane, D = Time Disallowed

P13 34 D Peter FINNIGAN Van Diemen RF82

IDEAL LAP TIME : 1:47.459 BEST LAP TIME : 1:48.011 DIFFERENCE : 0.552

LAP	SECTOR 1		SECTOR 2		SECTOR 3		LAP TIME		MPH	DIFF	TIME OF DAY
1 -		88.8	49.182	77.4	25.676	109.2	1:53.858		76.93	5.847	13:54:39.978
2 -	34.585	88.1	48.921	77.2	26.000	109.4	1:49.506		79.99	1.495	13:56:29.484
3 -	33.717	87.2	***48.604***	77.3	25.690	109.2	***1:48.011***	**(1)**	***81.10***		***13:58:17.495***
4 -	34.420	86.8	49.071	77.3	26.282	108.7	1:49.773		79.79	1.762	14:00:07.268
5 -	34.003	87.4	49.044	76.9	25.744	109.1	1:48.791	**(3)**	80.51	0.780	14:01:56.059
6 -	35.338	87.7	49.563	74.8	26.073	109.4	1:50.974		78.93	2.963	14:03:47.033
7 -	35.167	81.0	50.538	72.7	25.740	109.6	1:51.445		78.60	3.434	14:05:38.478
8 -	33.743	88.6	48.974	74.3	25.878	***110.3***	1:48.595	**(2)**	80.66	0.584	14:07:27.073
9 -	***33.193***	86.7	52.408	77.7	***25.662***	109.8	1:51.263		78.73	3.252	14:09:18.336
10 -	33.640	87.6	50.093	***79.4***	27.346	108.7	1:51.079		78.86	3.068	14:11:09.415
11 -	34.112	88.7	49.347	77.2	25.746	109.6	1:49.205		80.21	1.194	14:12:58.620
12 -	33.913	***89.0***	49.785	78.3	26.610	104.2	1:50.308		79.41	2.297	14:14:48.928

Weather / Track : Sunny / Dry

Brands Hatch GP: 2.4332 miles
Date: 10/07/2022 Start: 13:52 Finish: 14:14

HSCC Classic Formula 3 Championship

RACE 11 - BEST SECTORS

	SECTOR 1			SECTOR 2			SECTOR 3			IDEAL / BEST COMPARISON					
POS	NO	NAME	TIME	NO	NAME	TIME	NO	NAME	TIME	POS	NO	NAME	IDEAL	BEST	DIFF
												PERFECT LAP	1:30.549		
1	78	SMITH	28.767	78	SMITH	40.064	78	SMITH	21.718	1	78	SMITH	1:30.549	1:30.752	0.203
2	11	JACKSON	28.979	17	WHITE	41.108	11	JACKSON	22.162	2	17	WHITE	1:32.374	1:32.565	0.191
3	17	WHITE	29.022	7	TROTT	41.187	17	WHITE	22.244	3	11	JACKSON	1:32.474	1:32.815	0.341
4	14	BARLOW	29.298	11	JACKSON	41.333	7	TROTT	22.253	4	7	TROTT	1:32.750	1:32.975	0.225
5	7	TROTT	29.310	30	DIBDEN	41.476	33	GRAY	22.404	5	30	DIBDEN	1:33.598	1:33.883	0.285
6	33	GRAY	29.571	14	BARLOW	41.913	30	DIBDEN	22.450	6	14	BARLOW	1:33.680	1:33.873	0.193
7	30	DIBDEN	29.672	33	GRAY	42.059	14	BARLOW	22.469	7	33	GRAY	1:34.034	1:34.122	0.088
8	55	FINCH	30.347	55	FINCH	42.716	10	COOKE	22.891	8	10	COOKE	1:36.223	1:36.651	0.428
9	147	HANJOUL	30.443	10	COOKE	42.833	55	FINCH	23.198	9	55	FINCH	1:36.261	1:36.382	0.121
10	10	COOKE	30.499	147	HANJOUL	43.029	147	HANJOUL	23.247	10	147	HANJOUL	1:36.719	1:37.363	0.644
11	27	BALCHIN	30.884	27	BALCHIN	44.332	27	BALCHIN	23.724	11	27	BALCHIN	1:38.940	1:39.260	0.320
12	5	JENKINS	31.083	5	JENKINS	44.973	5	JENKINS	24.312	12	5	JENKINS	1:40.368	1:40.686	0.318
13	34	FINNIGAN	33.193	34	FINNIGAN	48.604	34	FINNIGAN	25.662	13	34	FINNIGAN	1:47.459	1:48.011	0.552

Weather / Track : Sunny / Dry

Brands Hatch GP: 2.4332 miles
Date: 10/07/2022 Start: 13:52 Finish: 14:14

Results can be found at www.tsl-timing.com

Printed - 14:16 Sunday, 10 July 2022

HSCC Classic Formula 3 Championship

RACE 11 - BEST SPEEDS

	INTERMEDIATE 1			INTERMEDIATE 2			FINISH LINE		
POS	NO	NAME	MPH	NO	NAME	MPH	NO	NAME	MPH
1	**78**	SMITH	**105.1**	**7**	TROTT	**102.9**	**78**	SMITH	**125.6**
2	**17**	WHITE	**104.2**	**78**	SMITH	**99.4**	**17**	WHITE	**124.2**
3	**7**	TROTT	**103.2**	**17**	WHITE	**99.4**	**7**	TROTT	**124.0**
4	**14**	BARLOW	**102.9**	**14**	BARLOW	**99.2**	**11**	JACKSON	**123.3**
5	**11**	JACKSON	**102.1**	**30**	DIBDEN	**97.9**	**10**	COOKE	**123.3**
6	**33**	GRAY	**101.6**	**33**	GRAY	**95.7**	**33**	GRAY	**122.9**
7	**10**	COOKE	**101.5**	**11**	JACKSON	**94.1**	**14**	BARLOW	**121.5**
8	**27**	BALCHIN	**101.2**	**147**	HANJOUL	**91.3**	**27**	BALCHIN	**120.6**
9	**30**	DIBDEN	**99.7**	**10**	COOKE	**90.6**	**147**	HANJOUL	**120.2**
10	**147**	HANJOUL	**99.2**	**5**	JENKINS	**90.1**	**30**	DIBDEN	**120.0**
11	**5**	JENKINS	**98.1**	**55**	FINCH	**89.3**	**55**	FINCH	**117.3**
12	**55**	FINCH	**97.9**	**27**	BALCHIN	**87.8**	**5**	JENKINS	**115.9**
13	**34**	FINNIGAN	**89.0**	**34**	FINNIGAN	**79.4**	**34**	FINNIGAN	**110.3**
14									

Weather / Track : Sunny / Dry

Brands Hatch GP: 2.4332 miles
Date: 10/07/2022 Start: 13:52 Finish: 14:14

Results can be found at www.tsl-timing.com

Printed - 14:16 Sunday, 10 July 2022

HSCC Classic Formula 3 Championship

RACE 11 - STATISTICS

Competitors Started	13
Planned Start	2022-07-10 @ 13:49:00.000
Actual Start	2022-07-10 @ 13:52:46.120
Finish Time	2022-07-10 @ 14:14:08.049
Track Length	2.4332mi.
Total Laps	177
Total Distance Covered	430.6922mi.

Session Fastest Lap History

NO	CL	NAME	LAP TIME	TIME OF DAY	LAP	VEHICLE
78	A	**Andy SMITH**	**1:33.224**	13:54:19.351	1	March 783
78	A	**Andy SMITH**	**1:32.139**	13:55:51.489	2	March 783
78	A	**Andy SMITH**	**1:31.795**	13:57:23.284	3	March 783
78	A	**Andy SMITH**	**1:30.883**	13:58:54.167	4	March 783
78	A	**Andy SMITH**	**1:30.752**	14:04:59.838	8	March 783

Session Leader History

NO	CL	NAME	FROM LAP	LAPS LED	DISTANCE	VEHICLE
78	A	**Andy SMITH**	1	14	34.06 miles	March 783

Flag History

TYPE	TIME OF DAY
GREEN	13:52:46.120
FINISH	14:14:08.049

Flag Statistics

TYPE	COUNT	TOTAL LAPS	TOTAL TIME
Green	1	14	22:58.710
Red	0	0	0.000
Safety Car	0	0	0.000
FCY	0	0	0.000

Weather / Track : Sunny / Dry

Brands Hatch GP: 2.4332 miles
Date: 10/07/2022 Start: 13:52 Finish: 14:14

HSCC Classic Formula 3 Championship

RACE 11 - STATISTICS

CLASS : A

11 Starters

Fastest Lap History

NO	NAME	LAP TIME	TIME OF DAY	LAP	VEHICLE
78	**Andy SMITH**	**1:33.224**	13:54:19.351	1	March 783
78	**Andy SMITH**	**1:32.139**	13:55:51.489	2	March 783
78	**Andy SMITH**	**1:31.795**	13:57:23.284	3	March 783
78	**Andy SMITH**	**1:30.883**	13:58:54.167	4	March 783
78	**Andy SMITH**	**1:30.752**	14:04:59.838	8	March 783

Leader History

NO	NAME	FROM LAP	LAPS LED	DISTANCE	VEHICLE
78	**Andy SMITH**	1	14	34.06 miles	March 783

HSCC Classic Formula 3 Championship

RACE 11 - STATISTICS

CLASS : C

1 Starters

Fastest Lap History

NO	NAME	LAP TIME	TIME OF DAY	LAP	VEHICLE
55	**Jon FINCH**	**1:43.105**	13:54:29.241	1	Reynard SF79
55	**Jon FINCH**	**1:39.190**	13:56:08.431	2	Reynard SF79
55	**Jon FINCH**	**1:39.144**	13:57:47.574	3	Reynard SF79
55	**Jon FINCH**	**1:38.412**	13:59:25.987	4	Reynard SF79
55	**Jon FINCH**	**1:37.799**	14:01:03.785	5	Reynard SF79
55	**Jon FINCH**	**1:37.797**	14:02:41.582	6	Reynard SF79
55	**Jon FINCH**	**1:37.475**	14:04:19.058	7	Reynard SF79
55	**Jon FINCH**	**1:37.218**	14:05:56.275	8	Reynard SF79
55	**Jon FINCH**	**1:36.763**	14:12:25.825	12	Reynard SF79
55	**Jon FINCH**	**1:36.382**	14:15:39.160	14	Reynard SF79

Leader History

NO	NAME	FROM LAP	LAPS LED	DISTANCE	VEHICLE
55	**Jon FINCH**	1	14	34.06 miles	Reynard SF79

HSCC Classic Formula 3 Championship

RACE 11 - STATISTICS

CLASS : D

1 Starters

Fastest Lap History

NO	NAME	LAP TIME	TIME OF DAY	LAP	VEHICLE
34	**Peter FINNIGAN**	**1:53.858**	13:54:39.996	1	Van Diemen RF82
34	**Peter FINNIGAN**	**1:49.506**	13:56:29.502	2	Van Diemen RF82
34	**Peter FINNIGAN**	**1:48.011**	13:58:17.513	3	Van Diemen RF82

Leader History

NO	NAME	FROM LAP	LAPS LED	DISTANCE	VEHICLE
34	**Peter FINNIGAN**	1	12	29.19 miles	Van Diemen RF82

HSCC HISTORIC FORMULA FORD 2000 CHAMPIONSHIP

FF2000 single seater cars built and raced before 1980

Legends of Brands Hatch Super Prix

Brands Hatch GP

9th / 10th July 2022

Timing & Results Provided by Timing Solutions Ltd

www.tsl-timing.com

Brands Hatch GP

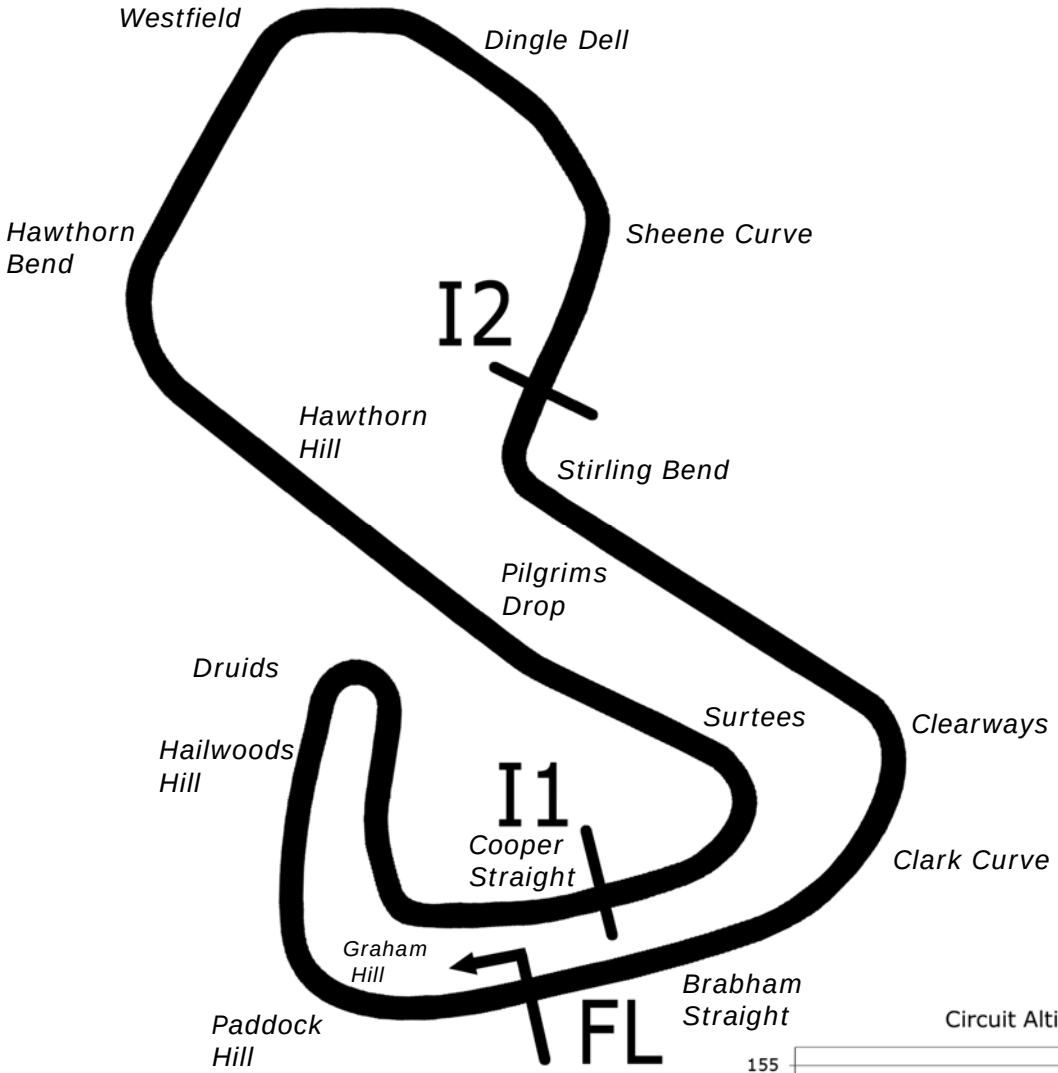

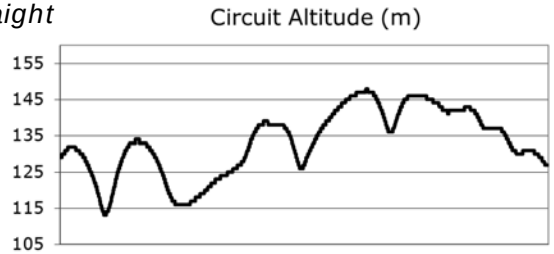

Length	2.4332 miles	3916.0 m	
FL		51.36032 N	0.26032 E
I1	1116m	51.35934 N	0.25955 E
I2	2928m	51.35532 N	0.26250 E
Pit Entry	3646m	51.35911 N	0.25743 E
Pit Exit	26m after FL	51.36027 N	0.26078 E

Pit Entry–Pit Exit 277m, 19.9s @50kph, 16.6s @60kph

All results available at www.tsl-timing.com

Sheet No:	Issue Time:

HSCC Historic Formula Ford 2000 Championship

QUALIFYING - RACE 4 - CLASSIFICATION

POS	NO	CL	PIC	NAME	ENTRY	TIME	ON	LAPS	GAP	DIFF	MPH
1	2*	A	1	**Benn SIMMS**	Reynard SF77	**1:32.863**	6	10			94.33
2	41	A	2	**Marc MERCER**	Reynard SF79	**1:33.681**	9	9	**0.818**	0.818	93.50
3	9	A	3	**Ian PEARSON**	Royale RP30	**1:34.220**	7	9	**1.357**	0.539	92.97
4	37	A	4	**Lee BANKHURST**	Royale RP30	**1:34.682**	8	10	**1.819**	0.462	92.51
5	72	A	5	**Andrew STORER**	Reynard SF79	**1:35.515**	7	10	**2.652**	0.833	91.71
6	8	A	6	**Graham FENNYMORE**	Reynard SF78	**1:35.683**	3	5	**2.820**	0.168	91.55
7	90	A	7	**Stephen GLASSWELL**	Reynard SF77	**1:35.868**	9	9	**3.005**	0.185	91.37
8	97	A	8	**Nathaniel COOPER**	Royale RP27	**1:36.124**	8	9	**3.261**	0.256	91.13
9	69	A	9	**Adrian REYNARD**	Reynard SF79	**1:36.300**	8	9	**3.437**	0.176	90.96
10	6*	A	10	**Richard COLEMAN**	Reynard SF79	**1:36.345**	9	9	**3.482**	0.045	90.92
11	28	A	11	**Fraser COLLINS**	Royale RP30	**1:38.270**	9	9	**5.407**	1.925	89.14
12	4	A	12	**Steve FARRELL**	Reynard SF79	**1:38.458**	7	9	**5.595**	0.188	88.97
13	75	A	13	**Colin WRIGHT**	Reynard SF79	**1:38.470**	9	9	**5.607**	0.012	88.95
14	39	A	14	**Michael CONWAY**	Reynard SF79	**1:38.788**	9	9	**5.925**	0.318	88.67
15	66	A	15	**Adrian LANGRIDGE**	Reynard SF78	**1:38.802**	8	9	**5.939**	0.014	88.66
16	45	C	1	**John STAPLETON**	Tui BH2	**1:38.921**	9	9	**6.058**	0.119	88.55
17	26	A	16	**Jonathan ROSE**	Reynard SF79	**1:40.017**	9	9	**7.154**	1.096	87.58
18	33	A	17	**Nick HARYETT**	Reynard SF79	**1:40.158**	3	5	**7.295**	0.141	87.46
19	15	A	18	**Anthony THOMPSON**	Reynard SF79	**1:40.394**	9	9	**7.531**	0.236	87.25
20	44	A	19	**Robert PEARSON**	Royale RP30	**1:40.515**	7	9	**7.652**	0.121	87.14
21	49	A	20	**John WILKINSON**	Reynard SF79	**1:42.260**	9	9	**9.397**	1.745	85.66
22	79	A	21	**Andy LANGRIDGE**	Reynard SF78	**1:42.439**	7	9	**9.576**	0.179	85.51
23	85	B	1	**Stephen COLLYER**	Crossle 33F	**1:42.845**	8	8	**9.982**	0.406	85.17
24	99	A	22	**Geoff O'NION**	Reynard SF77	**1:43.718**	8	9	**10.855**	0.873	84.45
25	77	A	23	**Dave MANNING**	Delta T79	**1:44.330**	8	8	**11.467**	0.612	83.96
26	29	A	24	**John CONWAY**	Royale RP27	**1:45.771**	6	6	**12.908**	1.441	82.81
27	60	B	2	**Paul HUBBARD**	Van Diemen RF78	**1:47.901**	5	7	**15.038**	2.130	81.18
28	55	A	25	**Jon FINCH**	Reynard SF79			0			

No. 2, 6 - 1 Lap time disallowed; exceeding track limits.

Weather / Track : Cloudy / Dry

These results are provisional until the conclusion of any judicial and technical matters.

Brands Hatch GP: 2.4332 miles

Date: 09/07/2022 Start: 10:34 Finish: 10:49

Clerk Of Course : Julian Floyd	Stewards :	Timekeeper : Nick Palmer

HSCC Historic Formula Ford 2000 Championship

QUALIFYING - RACE 4 - SECTOR ANALYSIS

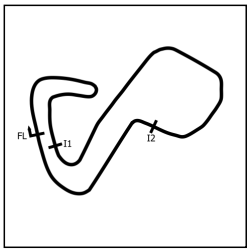

SECTOR 1 = FL to I1, SECTOR 2 = I1 to I2, SECTOR 3 = I2 to FL, DIFF = Difference To Personal Best Lap, P = Crossed Finish Line in Pit Lane, D = Time Disallowed

P1 2 A Benn SIMMS — Reynard SF77

IDEAL LAP TIME : 1:32.639 BEST LAP TIME : 1:32.863 DIFFERENCE : 0.224

LAP	SECTOR 1		SECTOR 2		SECTOR 3		LAP TIME		MPH	DIFF	TIME OF DAY
1 -	OUTLAP	96.1	47.631	76.0	23.844	113.7	1:45.137		83.31	12.274	10:35:56.313
2 -	30.251	97.9	43.015	84.2	23.070	114.5	1:36.336		90.93	3.473	10:37:32.649
3 -	29.411	99.2	41.992	91.5	22.964	114.5	1:34.367		92.82	1.504	10:39:07.016
4 -	29.568	95.4	42.406	88.7	22.520	115.1	1:34.494		92.70	1.631	10:40:41.510
5 -	29.060	98.8	41.673	91.4	22.387	116.1	1:33.120	(2)	94.07	0.257	10:42:14.630
6 -	29.106	99.8	***41.224***	***92.4***	22.533	***117.5***	***1:32.863***	(1)	***94.33***		***10:43:47.493***
7 -	***29.049***	99.5	42.577	76.2	24.543	116.3	1:36.169		91.08	3.306	10:45:23.662
8 -	29.219	99.5	41.973	87.4	***22.366***	116.7	~~1:33.558~~	D	93.63	0.695	10:46:57.220
9 -	29.237	99.2	41.458	84.7	23.610	114.7	1:34.305		92.88	1.442	10:48:31.525
10 -	29.292	***100.7***	41.957	90.0	22.516	116.1	1:33.765	(3)	93.42	0.902	10:50:05.290

P2 41 A Marc MERCER — Reynard SF79

IDEAL LAP TIME : 1:33.681 BEST LAP TIME : 1:33.681 DIFFERENCE : 0.000

LAP	SECTOR 1		SECTOR 2		SECTOR 3		LAP TIME		MPH	DIFF	TIME OF DAY
1 -	OUTLAP	96.1	46.464	86.2	24.393	113.3	1:44.438		83.87	10.757	10:36:37.852
2 -	30.364	97.5	44.566	88.0	23.464	114.5	1:38.394		89.02	4.713	10:38:16.246
3 -	30.142	97.8	43.475	90.5	23.238	114.9	1:36.855		90.44	3.174	10:39:53.101
4 -	30.321	97.6	43.843	90.6	23.102	114.5	1:37.266		90.06	3.585	10:41:30.367
5 -	29.545	97.6	43.144	93.0	23.274	114.9	1:35.963		91.28	2.282	10:43:06.330
6 -	29.531	98.2	42.827	93.0	23.566	113.7	1:35.924		91.32	2.243	10:44:42.254
7 -	29.485	97.8	41.901	93.9	22.825	***115.7***	1:34.211	(3)	92.98	0.530	10:46:16.465
8 -	29.561	98.5	41.716	94.6	22.792	115.3	1:34.069	(2)	93.12	0.388	10:47:50.534
9 -	***29.227***	***98.8***	***41.688***	***96.4***	***22.766***	115.3	***1:33.681***	(1)	***93.50***		***10:49:24.215***

P3 9 A Ian PEARSON — Royale RP30

IDEAL LAP TIME : 1:34.220 BEST LAP TIME : 1:34.220 DIFFERENCE : 0.000

LAP	SECTOR 1		SECTOR 2		SECTOR 3		LAP TIME		MPH	DIFF	TIME OF DAY
1 -	OUTLAP	93.4	46.361	83.0	24.288	113.3	1:45.109		83.34	10.889	10:36:17.402
2 -	30.476	95.1	43.426	91.0	23.157	114.3	1:37.059		90.25	2.839	10:37:54.461
3 -	29.878	96.1	42.602	93.7	23.021	113.9	1:35.501		91.72	1.281	10:39:29.962
4 -	29.589	97.5	42.224	***95.3***	23.025	114.1	1:34.838	(2)	92.36	0.618	10:41:04.800
5 -	29.587	97.6	44.692	89.8	23.208	114.5	1:37.487		89.85	3.267	10:42:42.287
6 -	30.106	95.3	42.395	93.4	22.921	114.7	1:35.422	(3)	91.80	1.202	10:44:17.709
7 -	***29.479***	96.9	***42.102***	95.0	***22.639***	115.7	***1:34.220***	(1)	***92.97***		***10:45:51.929***
8 -	29.553	97.1	42.590	87.4	24.117	112.2	1:36.260		91.00	2.040	10:47:28.189
9 -	30.464	***97.9***	42.486	90.5	23.012	***115.9***	1:35.962		91.28	1.742	10:49:04.151

P4 37 A Lee BANKHURST — Royale RP30

IDEAL LAP TIME : 1:34.504 BEST LAP TIME : 1:34.682 DIFFERENCE : 0.178

LAP	SECTOR 1		SECTOR 2		SECTOR 3		LAP TIME		MPH	DIFF	TIME OF DAY
1 -	OUTLAP	95.3	45.861	85.0	24.821	111.1	1:44.357		83.94	9.675	10:35:57.833
2 -	31.169	96.6	43.854	91.5	23.640	112.7	1:38.663		88.78	3.981	10:37:36.496
3 -	30.450	95.8	43.981	90.3	23.529	114.5	1:37.960		89.42	3.278	10:39:14.456
4 -	29.761	97.3	44.641	93.2	23.508	114.9	1:37.910		89.46	3.228	10:40:52.366
5 -	30.301	98.2	43.129	93.0	23.134	115.5	1:36.564		90.71	1.882	10:42:28.930
6 -	29.539	98.2	42.604	94.5	23.099	115.5	1:35.242	(3)	91.97	0.560	10:44:04.172
7 -	29.468	98.2	42.356	93.9	23.084	***116.5***	1:34.908	(2)	92.29	0.226	10:45:39.080
8 -	29.520	97.9	***42.222***	***94.9***	***22.940***	116.3	***1:34.682***	(1)	***92.51***		***10:47:13.762***
9 -	***29.342***	***100.1***	43.025	84.5	24.718	113.7	1:37.085		90.22	2.403	10:48:50.847
10 -	30.001	99.7	42.977	94.3	23.039	115.9	1:36.017		91.23	1.335	10:50:26.864

Weather / Track : Cloudy / Dry

Brands Hatch GP: 2.4332 miles
Date: 09/07/2022 Start: 10:34 Finish: 10:49

HSCC Historic Formula Ford 2000 Championship

QUALIFYING - RACE 4 - SECTOR ANALYSIS

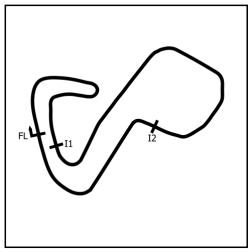

SECTOR 1 = FL to I1, SECTOR 2 = I1 to I2, SECTOR 3 = I2 to FL, DIFF = Difference To Personal Best Lap, P = Crossed Finish Line in Pit Lane, D = Time Disallowed

P5 72 A Andrew STORER — Reynard SF79

IDEAL LAP TIME : 1:35.515 BEST LAP TIME : 1:35.515 DIFFERENCE : 0.000

LAP	SECTOR 1		SECTOR 2		SECTOR 3		LAP TIME		MPH	DIFF	TIME OF DAY
1 -	OUTLAP	97.3	45.029	83.2	24.112	113.5	1:42.652		85.33	7.137	10:35:57.783
2 -	30.712	99.4	43.001	94.1	23.703	116.1	1:37.416		89.92	1.901	10:37:35.199
3 -	30.274	99.7	43.132	93.2	23.294	116.9	1:36.700	(3)	90.58	1.185	10:39:11.899
4 -	30.428	100.4	44.116	91.3	24.087	116.9	1:38.631		88.81	3.116	10:40:50.530
5 -	31.076	99.4	43.203	90.3	23.475	116.3	1:37.754		89.61	2.239	10:42:28.284
6 -	30.603	99.8	42.831	92.1	23.297	117.1	1:36.731		90.55	1.216	10:44:05.015
7 -	***30.055***	99.7	***42.292***	92.3	***23.168***	***118.3***	***1:35.515***	***(1)***	***91.71***		***10:45:40.530***
8 -	30.433	98.9	42.743	81.9	23.445	117.9	1:36.621	(2)	90.66	1.106	10:47:17.151
9 -	30.193	***100.9***	43.454	87.1	23.625	113.1	1:37.272		90.05	1.757	10:48:54.423
10 -	30.586	100.3	43.578	***96.6***	23.804	114.9	1:37.968		89.41	2.453	10:50:32.391

P6 8 A Graham FENNYMORE — Reynard SF78

IDEAL LAP TIME : 1:35.505 BEST LAP TIME : 1:35.683 DIFFERENCE : 0.178

LAP	SECTOR 1		SECTOR 2		SECTOR 3		LAP TIME		MPH	DIFF	TIME OF DAY
1 -	OUTLAP	96.4	47.524	80.9	23.658	114.9	1:44.804		83.58	9.121	10:35:56.986
2 -	30.168	98.6	43.238	90.0	23.332	115.5	1:36.738	(2)	90.55	1.055	10:37:33.724
3 -	***30.145***	***99.1***	42.458	91.8	23.080	***116.1***	***1:35.683***	***(1)***	***91.55***		***10:39:09.407***
4 -	31.390	95.0	44.533	83.0	IN PIT		8:15.462	**P**	17.68	6:39.779	10:47:24.869
5 -	OUTLAP	98.6	***42.307***	***92.4***	***23.053***	115.7	1:39.949		87.64	4.266	10:49:04.818

P7 90 A Stephen GLASSWELL — Reynard SF77

IDEAL LAP TIME : 1:35.786 BEST LAP TIME : 1:35.868 DIFFERENCE : 0.082

LAP	SECTOR 1		SECTOR 2		SECTOR 3		LAP TIME		MPH	DIFF	TIME OF DAY
1 -	OUTLAP	87.3	47.589	74.8	25.250	113.7	1:50.873		79.00	15.005	10:36:18.337
2 -	31.490	96.1	44.341	85.1	23.655	114.9	1:39.486		88.05	3.618	10:37:57.823
3 -	30.347	98.2	43.670	85.7	23.774	114.5	1:37.791		89.57	1.923	10:39:35.614
4 -	30.359	97.8	43.586	87.2	23.741	114.9	1:37.686		89.67	1.818	10:41:13.300
5 -	30.177	98.2	43.855	***90.0***	23.988	115.9	1:38.020		89.36	2.152	10:42:51.320
6 -	30.042	98.5	42.884	88.6	24.316	114.3	1:37.242	(3)	90.08	1.374	10:44:28.562
7 -	31.040	98.1	42.958	84.8	23.541	115.7	1:37.539		89.80	1.671	10:46:06.101
8 -	30.183	98.3	42.537	88.4	***23.288***	115.9	1:36.008	(2)	91.24	0.140	10:47:42.109
9 -	***29.968***	***99.2***	***42.530***	88.0	23.370	***116.1***	***1:35.868***	***(1)***	***91.37***		***10:49:17.977***

P8 97 A Nathaniel COOPER — Royale RP27

IDEAL LAP TIME : 1:35.935 BEST LAP TIME : 1:36.124 DIFFERENCE : 0.189

LAP	SECTOR 1		SECTOR 2		SECTOR 3		LAP TIME		MPH	DIFF	TIME OF DAY
1 -	OUTLAP	77.1	48.559	73.5	24.636	114.3	1:50.662		79.15	14.538	10:36:13.470
2 -	31.205	95.0	45.506	86.9	24.412	103.4	1:41.123		86.62	4.999	10:37:54.593
3 -	30.707	97.2	43.984	***94.7***	23.431	115.5	1:38.122		89.27	1.998	10:39:32.715
4 -	30.719	98.2	43.820	92.1	23.579	115.5	1:38.118		89.27	1.994	10:41:10.833
5 -	30.155	***99.1***	44.220	90.0	23.535	115.9	1:37.910		89.46	1.786	10:42:48.743
6 -	30.267	98.9	43.481	87.7	26.369	109.4	1:40.117		87.49	3.993	10:44:28.860
7 -	31.487	98.2	43.026	87.9	23.328	***116.3***	1:37.841	(3)	89.53	1.717	10:46:06.701
8 -	30.246	98.5	***42.620***	91.9	***23.258***	116.1	***1:36.124***	***(1)***	***91.13***		***10:47:42.825***
9 -	***30.057***	98.5	42.718	94.5	23.829	113.7	1:36.604	(2)	90.67	0.480	10:49:19.429

Weather / Track : Cloudy / Dry

Brands Hatch GP: 2.4332 miles
Date: 09/07/2022 Start: 10:34 Finish: 10:49

HSCC Historic Formula Ford 2000 Championship

QUALIFYING - RACE 4 - SECTOR ANALYSIS

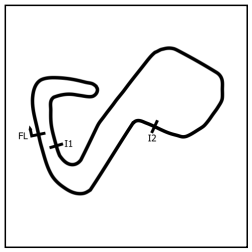

SECTOR 1 = FL to I1, SECTOR 2 = I1 to I2, SECTOR 3 = I2 to FL, DIFF = Difference To Personal Best Lap, P = Crossed Finish Line in Pit Lane, D = Time Disallowed

P9 69 A Adrian REYNARD — Reynard SF79

IDEAL LAP TIME : 1:35.769 BEST LAP TIME : 1:36.300 DIFFERENCE : 0.531

LAP	SECTOR 1		SECTOR 2		SECTOR 3		LAP TIME		MPH	DIFF	TIME OF DAY
1 -	OUTLAP	96.8	46.046	86.0	24.601	113.9	1:44.788		83.59	8.488	10:36:01.141
2 -	31.173	97.8	44.533	88.4	24.226	114.3	1:39.932		87.65	3.632	10:37:41.073
3 -	30.400	98.9	44.446	92.4	23.857	115.1	1:38.703		88.74	2.403	10:39:19.776
4 -	30.132	98.8	44.191	90.6	24.350	114.5	1:38.673		88.77	2.373	10:40:58.449
5 -	30.046	96.5	44.735	92.6	23.694	115.3	1:38.475		88.95	2.175	10:42:36.924
6 -	30.005	98.8	43.696	***95.3***	23.659	115.3	1:37.360		89.97	1.060	10:44:14.284
7 -	29.973	98.6	43.230	93.7	23.619	***116.1***	1:36.822	**(3)**	90.47	0.522	10:45:51.106
8 -	***29.651***	99.2	***43.004***	93.4	23.645	115.5	***1:36.300***	**(1)**	***90.96***		***10:47:27.406***
9 -	30.141	***100.3***	43.365	94.6	***23.114***	***116.1***	1:36.620	**(2)**	90.66	0.320	10:49:04.026

P10 6 A Richard COLEMAN — Reynard SF79

IDEAL LAP TIME : 1:36.345 BEST LAP TIME : 1:36.345 DIFFERENCE : 0.000

LAP	SECTOR 1		SECTOR 2		SECTOR 3		LAP TIME		MPH	DIFF	TIME OF DAY
1 -	OUTLAP	94.3	48.951	76.4	25.762	112.7	~~1:51.193~~	**D**	78.78	14.848	10:36:32.155
2 -	32.451	96.6	45.730	86.2	24.605	111.2	1:42.786		85.22	6.441	10:38:14.941
3 -	31.266	96.9	45.123	93.2	23.914	114.3	1:40.303		87.33	3.958	10:39:55.244
4 -	30.479	97.9	44.600	91.0	23.603	115.3	1:38.682	**(3)**	88.76	2.337	10:41:33.926
5 -	31.010	98.3	43.684	86.9	24.306	***115.5***	1:39.000		88.48	2.655	10:43:12.926
6 -	31.278	97.3				114.9	1:40.517		87.14	4.172	10:44:53.443
7 -	30.597	98.8	43.654	92.3	24.824	***115.5***	1:39.075		88.41	2.730	10:46:32.518
8 -	30.819	98.2	43.723	***93.7***	23.994	114.5	1:38.536	**(2)**	88.89	2.191	10:48:11.054
9 -	***30.009***	***99.4***	***42.960***	93.5	***23.376***	***115.5***	***1:36.345***	**(1)**	***90.92***		***10:49:47.399***

P11 28 A Fraser COLLINS — Royale RP30

IDEAL LAP TIME : 1:38.270 BEST LAP TIME : 1:38.270 DIFFERENCE : 0.000

LAP	SECTOR 1		SECTOR 2		SECTOR 3		LAP TIME		MPH	DIFF	TIME OF DAY
1 -	OUTLAP	89.5	48.139	75.4	25.673	111.6	1:50.452		79.30	12.182	10:36:22.207
2 -	33.043	94.3	47.016	77.6	25.181	112.5	1:45.240		83.23	6.970	10:38:07.447
3 -	32.477	93.5	45.547	78.3	25.070	112.2	1:43.094		84.96	4.824	10:39:50.541
4 -	32.276	77.4	46.367	79.5	24.498	112.9	1:43.141		84.93	4.871	10:41:33.682
5 -	32.322	92.5	44.740	82.4	24.470	113.9	1:41.532		86.27	3.262	10:43:15.214
6 -	31.077	96.1	44.880	81.5	24.362	113.5	1:40.319		87.31	2.049	10:44:55.533
7 -	31.207	93.9	44.573	82.2	24.210	114.9	1:39.990	**(2)**	87.60	1.720	10:46:35.523
8 -	30.877	96.2	45.444	83.5	23.917	114.3	1:40.238	**(3)**	87.39	1.968	10:48:15.761
9 -	***30.848***	***97.5***	***43.753***	***84.7***	***23.669***	***115.1***	***1:38.270***	**(1)**	***89.14***		***10:49:54.031***

P12 4 A Steve FARRELL — Reynard SF79

IDEAL LAP TIME : 1:38.372 BEST LAP TIME : 1:38.458 DIFFERENCE : 0.086

LAP	SECTOR 1		SECTOR 2		SECTOR 3		LAP TIME		MPH	DIFF	TIME OF DAY
1 -	OUTLAP	91.4	48.882	67.3	26.100	111.2	1:52.797		77.66	14.339	10:36:33.213
2 -	31.883	95.1	45.946	81.1	24.605	112.2	1:42.434		85.51	3.976	10:38:15.647
3 -	31.334	97.2	45.599	85.3	24.210	112.0	1:41.143		86.60	2.685	10:39:56.790
4 -	30.712	***97.6***	45.018	85.8	24.096	112.4	1:39.826	**(3)**	87.75	1.368	10:41:36.616
5 -	30.938	93.7	53.069	56.0	25.958	110.5	1:49.965		79.66	11.507	10:43:26.581
6 -	30.798	96.2	44.957	84.0	24.164	***112.5***	1:39.919		87.66	1.461	10:45:06.500
7 -	30.315	96.0	***44.288***	85.2	***23.855***	112.2	***1:38.458***	**(1)**	***88.97***		***10:46:44.958***
8 -	***30.229***	***97.6***	44.482	***86.3***	23.864	111.8	1:38.575	**(2)**	88.86	0.117	10:48:23.533
9 -	30.570	96.8	52.040	76.6	26.709	92.0	1:49.319		80.13	10.861	10:50:12.852

Weather / Track : Cloudy / Dry

Brands Hatch GP: 2.4332 miles
Date: 09/07/2022 Start: 10:34 Finish: 10:49

HSCC Historic Formula Ford 2000 Championship

QUALIFYING - RACE 4 - SECTOR ANALYSIS

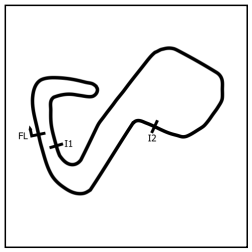

SECTOR 1 = FL to I1, SECTOR 2 = I1 to I2, SECTOR 3 = I2 to FL, DIFF = Difference To Personal Best Lap, P = Crossed Finish Line in Pit Lane, D = Time Disallowed

P13 75 A Colin WRIGHT — Reynard SF79

IDEAL LAP TIME : 1:38.470 BEST LAP TIME : 1:38.470 DIFFERENCE : 0.000

LAP	SECTOR 1		SECTOR 2		SECTOR 3		LAP TIME		MPH	DIFF	TIME OF DAY
1 -	OUTLAP	93.7	47.631	68.1	25.022	114.7	1:49.026		80.34	10.556	10:36:25.742
2 -	31.943	96.5	46.809	73.9	25.465	113.3	1:44.217		84.05	5.747	10:38:09.959
3 -	31.335	96.9	45.028	77.4	24.816	114.1	1:41.179		86.57	2.709	10:39:51.138
4 -	31.737	93.2	45.200	77.7	24.392	114.7	1:41.329		86.44	2.859	10:41:32.467
5 -	31.067	97.3	44.698	78.8	24.348	115.1	1:40.113	(3)	87.49	1.643	10:43:12.580
6 -	31.336	96.1	44.675	78.8	25.387	112.2	1:41.398		86.39	2.928	10:44:53.978
7 -	32.070	97.2	44.399	79.7	24.217	***115.9***	1:40.686		87.00	2.216	10:46:34.664
8 -	30.739	97.6	44.146	***82.4***	24.301	***115.9***	1:39.186	(2)	88.31	0.716	10:48:13.850
9 -	***30.600***	***99.2***	***43.848***	81.4	***24.022***	114.7	***1:38.470***	(1)	***88.95***		***10:49:52.320***

P14 39 A Michael CONWAY — Reynard SF79

IDEAL LAP TIME : 1:38.788 BEST LAP TIME : 1:38.788 DIFFERENCE : 0.000

LAP	SECTOR 1		SECTOR 2		SECTOR 3		LAP TIME		MPH	DIFF	TIME OF DAY
1 -	OUTLAP	88.8	52.681	72.3	25.750	114.7	1:56.574		75.14	17.786	10:36:43.474
2 -	32.168	91.8	47.047	84.3	24.675	114.9	1:43.890		84.31	5.102	10:38:27.364
3 -	31.888	95.8	45.232	89.9	24.223	115.7	1:41.343		86.43	2.555	10:40:08.707
4 -	31.585	92.0	45.754	90.6	24.183	115.3	1:41.522		86.28	2.734	10:41:50.229
5 -	31.121	***97.9***	45.339	87.4	24.180	116.1	1:40.640		87.04	1.852	10:43:30.869
6 -	30.478	97.6	45.194	89.3	24.768	115.1	1:40.440	(3)	87.21	1.652	10:45:11.309
7 -	32.128	95.0	45.237	86.1	24.244	***116.9***	1:41.609		86.21	2.821	10:46:52.918
8 -	30.424	97.6	***44.328***	88.1	24.920	115.5	1:39.672	(2)	87.88	0.884	10:48:32.590
9 -	***30.283***	97.2	***44.328***	***91.5***	***24.177***	115.7	***1:38.788***	(1)	***88.67***		***10:50:11.378***

P15 66 A Adrian LANGRIDGE — Reynard SF78

IDEAL LAP TIME : 1:38.472 BEST LAP TIME : 1:38.802 DIFFERENCE : 0.330

LAP	SECTOR 1		SECTOR 2		SECTOR 3		LAP TIME		MPH	DIFF	TIME OF DAY
1 -	OUTLAP	85.4	51.369	69.3	25.670	112.7	1:54.873		76.25	16.071	10:36:16.195
2 -	32.742	94.6	46.323	83.2	26.113	112.4	1:45.178		83.28	6.376	10:38:01.373
3 -	31.119	96.0	44.517	85.0	IN PIT		2:06.246	P	69.38	27.444	10:40:07.619
4 -	OUTLAP	97.3	45.751	89.2	24.135	113.9	1:43.501		84.63	4.699	10:41:51.120
5 -	30.971	97.3	45.374	76.4	24.443	***114.7***	1:40.788		86.91	1.986	10:43:31.908
6 -	30.916	96.9	44.260	86.3	24.437	113.7	1:39.613		87.93	0.811	10:45:11.521
7 -	31.204	96.2	***43.923***	89.1	23.756	114.5	1:38.883	(2)	88.58	0.081	10:46:50.404
8 -	***30.802***	***98.3***	44.253	***91.3***	***23.747***	114.1	***1:38.802***	(1)	***88.66***		***10:48:29.206***
9 -	30.891	96.9	44.382	89.7	24.167	114.3	1:39.440	(3)	88.09	0.638	10:50:08.646

P16 45 C John STAPLETON — Tui BH2

IDEAL LAP TIME : 1:38.662 BEST LAP TIME : 1:38.921 DIFFERENCE : 0.259

LAP	SECTOR 1		SECTOR 2		SECTOR 3		LAP TIME		MPH	DIFF	TIME OF DAY
1 -	OUTLAP	76.9	51.447	70.1	25.755	110.7	1:57.117		74.79	18.196	10:36:54.654
2 -	32.208	91.8	47.156	82.3	24.962	110.5	1:44.326		83.96	5.405	10:38:38.980
3 -	32.099	93.4	46.516	82.9	24.164	111.2	1:42.779		85.22	3.858	10:40:21.759
4 -	31.225	94.5	44.812	91.3	23.865	111.8	1:39.902	(3)	87.68	0.981	10:42:01.661
5 -	31.161	91.8	45.570	90.3	***23.742***	***113.1***	1:40.473		87.18	1.552	10:43:42.134
6 -	***31.081***	94.3	45.476	86.7	24.128	112.5	1:40.685		87.00	1.764	10:45:22.819
7 -	31.082	93.3	43.986	***92.8***	23.855	112.7	1:38.923	(2)	88.55	0.002	10:47:01.742
8 -	31.218	***96.5***	44.821	87.1	24.039	111.6	1:40.078		87.53	1.157	10:48:41.820
9 -	31.204	93.2	***43.839***	89.7	23.878	112.2	***1:38.921***	(1)	***88.55***		***10:50:20.741***

Weather / Track : Cloudy / Dry

Brands Hatch GP: 2.4332 miles
Date: 09/07/2022 Start: 10:34 Finish: 10:49

HSCC Historic Formula Ford 2000 Championship

QUALIFYING - RACE 4 - SECTOR ANALYSIS

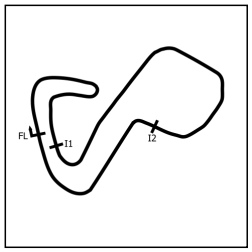

SECTOR 1 = FL to I1, SECTOR 2 = I1 to I2, SECTOR 3 = I2 to FL, DIFF = Difference To Personal Best Lap, P = Crossed Finish Line in Pit Lane, D = Time Disallowed

P17 26 A Jonathan ROSE — Reynard SF79

IDEAL LAP TIME : 1:39.760 BEST LAP TIME : 1:40.017 DIFFERENCE : 0.257

LAP	SECTOR 1		SECTOR 2		SECTOR 3		LAP TIME	MPH	DIFF	TIME OF DAY
1 -	OUTLAP	92.3	48.471	75.2	25.377	112.4	1:52.016	78.20	11.999	10:36:23.032
2 -	33.166	94.7	47.775	77.3	26.115	111.1	1:47.056	81.82	7.039	10:38:10.088
3 -	32.066	96.8	45.814	81.9	24.560	111.8	1:42.440	85.51	2.423	10:39:52.528
4 -	32.016	94.1	46.565	82.6	24.338	112.9	1:42.919	85.11	2.902	10:41:35.447
5 -	31.736	96.6	45.503	82.0	24.198	***115.1***	1:41.437	86.35	1.420	10:43:16.884
6 -	31.582	***97.5***	45.426	81.5	24.225	114.5	1:41.233 **(3)**	86.53	1.216	10:44:58.117
7 -	***31.433***	96.8	45.828	82.3	***23.945***	114.9	1:41.206 **(2)**	86.55	1.189	10:46:39.323
8 -	31.748	95.3	45.966	81.5	24.474	112.7	1:42.188	85.72	2.171	10:48:21.511
9 -	31.664	95.0	***44.382***	***86.2***	23.971	114.3	***1:40.017*** **(1)**	***87.58***		***10:50:01.528***

P18 33 A Nick HARYETT — Reynard SF79

IDEAL LAP TIME : 1:40.158 BEST LAP TIME : 1:40.158 DIFFERENCE : 0.000

LAP	SECTOR 1		SECTOR 2		SECTOR 3		LAP TIME	MPH	DIFF	TIME OF DAY
1 -	OUTLAP	88.5	48.674	74.2	25.265	109.6	1:49.509	79.99	9.351	10:36:39.539
2 -	32.995	93.4	46.233	***85.4***	24.197	111.6	1:43.425 **(3)**	84.69	3.267	10:38:22.964
3 -	***31.043***	***94.2***	***45.073***	83.2	***24.042***	111.8	***1:40.158*** **(1)**	***87.46***		***10:40:03.122***
4 -	34.161	90.9	47.703	78.1	24.361	111.8	1:46.225	82.46	6.067	10:41:49.347
5 -	31.246	92.4	46.564	83.8	24.448	***112.4***	1:42.258 **(2)**	85.66	2.100	10:43:31.605

P19 15 A Anthony THOMPSON — Reynard SF79

IDEAL LAP TIME : 1:40.238 BEST LAP TIME : 1:40.394 DIFFERENCE : 0.156

LAP	SECTOR 1		SECTOR 2		SECTOR 3		LAP TIME	MPH	DIFF	TIME OF DAY
1 -	OUTLAP	91.1	49.811	75.2	25.674	111.6	1:56.139	75.42	15.745	10:36:19.944
2 -	31.711	95.7	45.774	79.7	24.741	112.4	1:42.226	85.69	1.832	10:38:02.170
3 -	31.226	96.4	45.628	82.1	24.600	111.6	1:41.454	86.34	1.060	10:39:43.624
4 -	31.268	96.8	45.645	87.1	24.403	112.2	1:41.316	86.46	0.922	10:41:24.940
5 -	31.102	96.8	46.993	85.3	24.563	113.7	1:42.658	85.33	2.264	10:43:07.598
6 -	31.447	96.6	45.759	83.4	24.861	113.1	1:42.067	85.82	1.673	10:44:49.665
7 -	31.241	96.2	***45.253***	***88.7***	24.201	113.5	1:40.695 **(2)**	86.99	0.301	10:46:30.360
8 -	***30.995***	97.1	45.641	86.0	24.503	***114.3***	1:41.139 **(3)**	86.61	0.745	10:48:11.499
9 -	31.127	***98.1***	45.277	87.8	***23.990***	113.5	***1:40.394*** **(1)**	***87.25***		***10:49:51.893***

P20 44 A Robert PEARSON — Royale RP30

IDEAL LAP TIME : 1:40.325 BEST LAP TIME : 1:40.515 DIFFERENCE : 0.190

LAP	SECTOR 1		SECTOR 2		SECTOR 3		LAP TIME	MPH	DIFF	TIME OF DAY
1 -	OUTLAP	82.6	52.228	67.5	26.461	111.1	1:57.915	74.28	17.400	10:36:52.717
2 -	33.140	86.4	47.621	79.2	25.115	112.4	1:45.876	82.73	5.361	10:38:38.593
3 -	31.990	91.0	48.074	75.2	24.906	113.3	1:44.970	83.45	4.455	10:40:23.563
4 -	31.451	92.4	45.904	81.8	24.294	113.3	1:41.649	86.17	1.134	10:42:05.212
5 -	31.375	92.4	45.725	***84.8***	24.198	114.1	1:41.298 **(2)**	86.47	0.783	10:43:46.510
6 -	31.381	93.2	45.546	83.8	24.450	***114.9***	1:41.377 **(3)**	86.40	0.862	10:45:27.887
7 -	***31.181***	90.9	45.326	80.0	***24.008***	114.7	***1:40.515*** **(1)**	***87.14***		***10:47:08.402***
8 -	31.407	***94.5***	45.789	76.0	25.061	113.3	1:42.257	85.66	1.742	10:48:50.659
9 -	31.791	92.9	***45.136***	80.5	24.739	113.5	1:41.666	86.16	1.151	10:50:32.325

P21 49 A John WILKINSON — Reynard SF79

IDEAL LAP TIME : 1:41.738 BEST LAP TIME : 1:42.260 DIFFERENCE : 0.522

LAP	SECTOR 1		SECTOR 2		SECTOR 3		LAP TIME	MPH	DIFF	TIME OF DAY
1 -	OUTLAP	85.2	50.775	75.0	25.854	112.7	1:54.029	76.82	11.769	10:36:39.345
2 -	32.271	94.9	48.677	84.8	24.717	113.5	1:45.665	82.90	3.405	10:38:25.010
3 -	31.594	95.4	46.864	87.9	24.648	113.7	1:43.106	84.95	0.846	10:40:08.116
4 -	31.883	94.2	47.476	89.2	24.624	114.3	1:43.983	84.24	1.723	10:41:52.099
5 -	31.468	97.1	46.538	88.4	***24.268***	***114.7***	1:42.274 **(2)**	85.65	0.014	10:43:34.373
6 -	32.184	96.4	46.327	89.9	24.815	113.9	1:43.326	84.77	1.066	10:45:17.699
7 -	32.076	95.8	46.687	***90.9***	24.331	114.5	1:43.094 **(3)**	84.96	0.834	10:47:00.793
8 -	31.568	97.6	47.464	88.4	24.598	113.7	1:43.630	84.52	1.370	10:48:44.423
9 -	***31.372***	***98.8***	***46.098***	89.2	24.790	107.7	***1:42.260*** **(1)**	***85.66***		***10:50:26.683***

Weather / Track : Cloudy / Dry

Brands Hatch GP: 2.4332 miles
Date: 09/07/2022 Start: 10:34 Finish: 10:49

HSCC Historic Formula Ford 2000 Championship

QUALIFYING - RACE 4 - SECTOR ANALYSIS

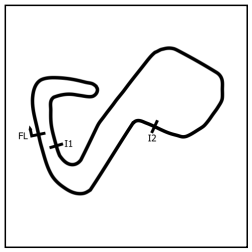

SECTOR 1 = FL to I1, SECTOR 2 = I1 to I2, SECTOR 3 = I2 to FL, DIFF = Difference To Personal Best Lap, P = Crossed Finish Line in Pit Lane, D = Time Disallowed

P22 79 A Andy LANGRIDGE — Reynard SF78

IDEAL LAP TIME : 1:42.414 BEST LAP TIME : 1:42.439 DIFFERENCE : 0.025

LAP	SECTOR 1		SECTOR 2		SECTOR 3		LAP TIME	MPH	DIFF	TIME OF DAY
1 -	OUTLAP	91.3	50.041	77.5	25.877	111.6	1:53.298	77.31	10.859	10:36:42.303
2 -	32.383	93.7	47.004	79.6	25.291	112.0	1:44.678	83.68	2.239	10:38:26.981
3 -	33.333	93.8	46.562	81.8	24.973	111.1	1:44.868	83.53	2.429	10:40:11.849
4 -	32.208	94.1	46.443	80.3	25.070	113.5	1:43.721 (2)	84.45	1.282	10:41:55.570
5 -	***31.861***	93.9	47.345	76.5	24.949	112.9	1:44.155 (3)	84.10	1.716	10:43:39.725
6 -	32.370	94.3	46.717	73.8	25.594	***114.1***	1:44.681	83.68	2.242	10:45:24.406
7 -	31.886	94.1	***45.863***	81.0	***24.690***	113.3	***1:42.439*** (1)	***85.51***		***10:47:06.845***
8 -	32.063	93.4	47.267	75.3	25.584	113.1	1:44.914	83.49	2.475	10:48:51.759
9 -	32.109	***94.9***	46.997	***82.8***	25.124	112.7	1:44.230	84.04	1.791	10:50:35.989

P23 85 B Stephen COLLYER — Crossle 33F

IDEAL LAP TIME : 1:42.452 BEST LAP TIME : 1:42.845 DIFFERENCE : 0.393

LAP	SECTOR 1		SECTOR 2		SECTOR 3		LAP TIME	MPH	DIFF	TIME OF DAY
1 -	OUTLAP	70.1	55.187	68.3	28.198	100.6	2:08.443	68.20	25.598	10:37:13.394
2 -	36.974	82.9	51.641	73.7	27.224	98.1	1:55.839	75.62	12.994	10:39:09.233
3 -	34.620	87.7	49.330	80.7	26.325	109.8	1:50.275	79.43	7.430	10:40:59.508
4 -	32.352	94.6	47.487	73.1	24.625	112.5	1:44.464	83.85	1.619	10:42:43.972
5 -	32.092	***95.5***	***46.127***	83.4	26.018	109.4	1:44.237 (3)	84.03	1.392	10:44:28.209
6 -	33.438	93.4	46.613	83.1	24.551	***112.7***	1:44.602	83.74	1.757	10:46:12.811
7 -	32.114	89.8	46.422	***86.3***	***24.433***	112.5	1:42.969 (2)	85.07	0.124	10:47:55.780
8 -	***31.892***	94.6	46.227	80.3	24.726	111.6	***1:42.845*** (1)	***85.17***		***10:49:38.625***

P24 99 A Geoff O'NION — Reynard SF77

IDEAL LAP TIME : 1:43.519 BEST LAP TIME : 1:43.718 DIFFERENCE : 0.199

LAP	SECTOR 1		SECTOR 2		SECTOR 3		LAP TIME	MPH	DIFF	TIME OF DAY
1 -	OUTLAP	83.2	49.996	71.0	27.496	105.8	1:56.663	75.08	12.945	10:36:32.381
2 -	34.069	91.0	47.748	78.7	26.185	108.4	1:48.002	81.10	4.284	10:38:20.383
3 -	32.956	88.7	47.586	81.8	25.766	108.4	1:46.308	82.40	2.590	10:40:06.691
4 -	33.013	90.1	48.456	82.3	25.616	109.1	1:47.085	81.80	3.367	10:41:53.776
5 -	32.674	90.1	47.994	79.5	25.755	109.4	1:46.423	82.31	2.705	10:43:40.199
6 -	33.072	89.3	47.350	80.5	25.523	***110.5***	1:45.945	82.68	2.227	10:45:26.144
7 -	32.175	89.9	47.027	80.6	25.232	***110.5***	1:44.434 (3)	83.87	0.716	10:47:10.578
8 -	***32.009***	***91.3***	***46.369***	80.9	25.340	109.8	***1:43.718*** (1)	***84.45***		***10:48:54.296***
9 -	32.208	90.0	46.464	***84.9***	***25.141***	110.0	1:43.813 (2)	84.38	0.095	10:50:38.109

P25 77 A Dave MANNING — Delta T79

IDEAL LAP TIME : 1:44.129 BEST LAP TIME : 1:44.330 DIFFERENCE : 0.201

LAP	SECTOR 1		SECTOR 2		SECTOR 3		LAP TIME	MPH	DIFF	TIME OF DAY
1 -	OUTLAP	69.1	56.496	62.7	27.909	100.6	2:07.166	68.88	22.836	10:37:09.429
2 -	35.923	84.0	50.202	73.7	26.038	109.8	1:52.163	78.09	7.833	10:39:01.592
3 -	34.510	88.5	48.558	71.5	26.949	108.4	1:50.017	79.62	5.687	10:40:51.609
4 -	33.999	***89.9***	47.722	67.6	25.503	110.1	1:47.224 (3)	81.69	2.894	10:42:38.833
5 -	33.987	81.7	47.752	77.3	27.283	103.7	1:49.022	80.34	4.692	10:44:27.855
6 -	35.622	84.8	47.753	***82.2***	***24.835***	***111.1***	1:48.210	80.95	3.880	10:46:16.065
7 -	33.087	88.1	46.966	78.9	24.919	109.6	1:44.972 (2)	83.44	0.642	10:48:01.037
8 -	***32.717***	89.8	***46.577***	81.6	25.036	108.0	***1:44.330*** (1)	***83.96***		***10:49:45.367***

P26 29 A John CONWAY — Royale RP27

IDEAL LAP TIME : 1:45.731 BEST LAP TIME : 1:45.771 DIFFERENCE : 0.040

LAP	SECTOR 1		SECTOR 2		SECTOR 3		LAP TIME	MPH	DIFF	TIME OF DAY
1 -	OUTLAP	80.7	1:24.125	52.1	IN PIT		6:01.040 P	24.26	4:15.269	10:40:44.464
2 -	OUTLAP	78.3	57.603	63.0	30.262	104.2	2:10.943	66.89	25.172	10:42:55.407
3 -	35.485	83.6	53.786	63.0	27.615	111.8	1:56.886	74.94	11.115	10:44:52.293
4 -	36.539	86.1	48.674	77.4	26.049	112.2	1:51.262 (3)	78.73	5.491	10:46:43.555
5 -	34.793	***93.5***	***47.523***	64.4	27.131	110.9	1:49.447 (2)	80.03	3.676	10:48:33.002
6 -	***32.926***	92.0	47.563	***80.2***	***25.282***	***112.5***	***1:45.771*** (1)	***82.81***		***10:50:18.773***

Weather / Track : Cloudy / Dry

Brands Hatch GP: 2.4332 miles
Date: 09/07/2022 Start: 10:34 Finish: 10:49

HSCC Historic Formula Ford 2000 Championship

QUALIFYING - RACE 4 - SECTOR ANALYSIS

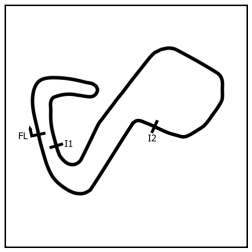

SECTOR 1 = FL to I1, SECTOR 2 = I1 to I2, SECTOR 3 = I2 to FL, DIFF = Difference To Personal Best Lap, P = Crossed Finish Line in Pit Lane, D = Time Disallowed

P27 60 B Paul HUBBARD Van Diemen RF78

IDEAL LAP TIME : 1:47.615 BEST LAP TIME : 1:47.901 DIFFERENCE : 0.286

LAP	SECTOR 1		SECTOR 2		SECTOR 3		LAP TIME		MPH	DIFF	TIME OF DAY
1 -	OUTLAP	72.8	56.107	61.1	28.470	102.9	2:07.729		68.58	19.828	10:37:09.142
2 -	34.839	82.1	51.164	73.2	26.432	93.8	1:52.435		77.91	4.534	10:39:01.577
3 -	35.380	76.7	1:00.079	71.6	26.715	***108.7***	2:02.174		71.69	14.273	10:41:03.751
4 -	32.931	88.1	50.638	76.5	27.266	108.5	1:50.835	**(3)**	79.03	2.934	10:42:54.586
5 -	33.090	***90.4***	***48.532***	78.5	***26.279***	105.1	***1:47.901***	**(1)**	***81.18***		***10:44:42.487***
6 -	32.816	89.0	49.694	77.7	26.548	104.5	1:49.058	**(2)**	80.32	1.157	10:46:31.545
7 -	***32.804***	89.5	49.220	***79.7***	39.761	54.6	2:01.785		71.92	13.884	10:48:33.330

Weather / Track : Cloudy / Dry

Brands Hatch GP: 2.4332 miles
Date: 09/07/2022 Start: 10:34 Finish: 10:49

HSCC Historic Formula Ford 2000 Championship

QUALIFYING - RACE 4 - BEST SECTORS

	SECTOR 1			SECTOR 2			SECTOR 3			IDEAL / BEST COMPARISON					
POS	NO	NAME	TIME	NO	NAME	TIME	NO	NAME	TIME	POS	NO	NAME	IDEAL	BEST	DIFF
												PERFECT LAP	1:32.639		
1	2	SIMMS	29.049	2	SIMMS	41.224	2	SIMMS	22.366	1	2	SIMMS	1:32.639	1:32.863	0.224
2	41	MERCER	29.227	41	MERCER	41.688	9	PEARSON	22.639	2	41	MERCER	1:33.681	1:33.681	0.000
3	37	BANKHURST	29.342	9	PEARSON	42.102	41	MERCER	22.766	3	9	PEARSON	1:34.220	1:34.220	0.000
4	9	PEARSON	29.479	37	BANKHURST	42.222	37	BANKHURST	22.940	4	37	BANKHURST	1:34.504	1:34.682	0.178
5	69	REYNARD	29.651	72	STORER	42.292	8	FENNYMORE	23.053	5	8	FENNYMORE	1:35.505	1:35.683	0.178
6	90	GLASSWELL	29.968	8	FENNYMORE	42.307	69	REYNARD	23.114	6	72	STORER	1:35.515	1:35.515	0.000
7	6	COLEMAN	30.009	90	GLASSWELL	42.530	72	STORER	23.168	7	69	REYNARD	1:35.769	1:36.300	0.531
8	72	STORER	30.055	97	COOPER	42.620	97	COOPER	23.258	8	90	GLASSWELL	1:35.786	1:35.868	0.082
9	97	COOPER	30.057	6	COLEMAN	42.960	90	GLASSWELL	23.288	9	97	COOPER	1:35.935	1:36.124	0.189
10	8	FENNYMORE	30.145	69	REYNARD	43.004	6	COLEMAN	23.376	10	6	COLEMAN	1:36.345	1:36.345	0.000
11	4	FARRELL	30.229	28	COLLINS	43.753	28	COLLINS	23.669	11	28	COLLINS	1:38.270	1:38.270	0.000
12	39	CONWAY	30.283	45	STAPLETON	43.839	45	STAPLETON	23.742	12	4	FARRELL	1:38.372	1:38.458	0.086
13	75	WRIGHT	30.600	75	WRIGHT	43.848	66	LANGRIDGE	23.747	13	75	WRIGHT	1:38.470	1:38.470	0.000
14	66	LANGRIDGE	30.802	66	LANGRIDGE	43.923	4	FARRELL	23.855	14	66	LANGRIDGE	1:38.472	1:38.802	0.330
15	28	COLLINS	30.848	4	FARRELL	44.288	26	ROSE	23.945	15	45	STAPLETON	1:38.662	1:38.921	0.259
16	15	THOMPSON	30.995	39	CONWAY	44.328	15	THOMPSON	23.990	16	39	CONWAY	1:38.788	1:38.788	0.000
17	33	HARYETT	31.043	26	ROSE	44.382	44	PEARSON	24.008	17	26	ROSE	1:39.760	1:40.017	0.257
18	45	STAPLETON	31.081	33	HARYETT	45.073	75	WRIGHT	24.022	18	33	HARYETT	1:40.158	1:40.158	0.000
19	44	PEARSON	31.181	44	PEARSON	45.136	33	HARYETT	24.042	19	15	THOMPSON	1:40.238	1:40.394	0.156
20	49	WILKINSON	31.372	15	THOMPSON	45.253	39	CONWAY	24.177	20	44	PEARSON	1:40.325	1:40.515	0.190
21	26	ROSE	31.433	79	LANGRIDGE	45.863	49	WILKINSON	24.268	21	49	WILKINSON	1:41.738	1:42.260	0.522
22	79	LANGRIDGE	31.861	49	WILKINSON	46.098	85	COLLYER	24.433	22	79	LANGRIDGE	1:42.414	1:42.439	0.025
23	85	COLLYER	31.892	85	COLLYER	46.127	79	LANGRIDGE	24.690	23	85	COLLYER	1:42.452	1:42.845	0.393
24	99	O'NION	32.009	99	O'NION	46.369	77	MANNING	24.835	24	99	O'NION	1:43.519	1:43.718	0.199
25	77	MANNING	32.717	77	MANNING	46.577	99	O'NION	25.141	25	77	MANNING	1:44.129	1:44.330	0.201
26	60	HUBBARD	32.804	29	CONWAY	47.523	29	CONWAY	25.282	26	29	CONWAY	1:45.731	1:45.771	0.040
27	29	CONWAY	32.926	60	HUBBARD	48.532	60	HUBBARD	26.279	27	60	HUBBARD	1:47.615	1:47.901	0.286
28															

Weather / Track : Cloudy / Dry

Brands Hatch GP: 2.4332 miles
Date: 09/07/2022 Start: 10:34 Finish: 10:49

Results can be found at www.tsl-timing.com

Printed - 10:52 Saturday, 09 July 2022

HSCC Historic Formula Ford 2000 Championship

QUALIFYING - RACE 4 - BEST SPEEDS

	INTERMEDIATE 1			INTERMEDIATE 2			FINISH LINE		
POS	NO	NAME	MPH	NO	NAME	MPH	NO	NAME	MPH
1	**72**	STORER	**100.9**	**72**	STORER	**96.6**	**72**	STORER	**118.3**
2	**2**	SIMMS	**100.7**	**41**	MERCER	**96.4**	**2**	SIMMS	**117.5**
3	**69**	REYNARD	**100.3**	**9**	PEARSON	**95.3**	**39**	CONWAY	**116.9**
4	**37**	BANKHURST	**100.1**	**69**	REYNARD	**95.3**	**37**	BANKHURST	**116.5**
5	**6**	COLEMAN	**99.4**	**37**	BANKHURST	**94.9**	**97**	COOPER	**116.3**
6	**90**	GLASSWELL	**99.2**	**97**	COOPER	**94.7**	**8**	FENNYMORE	**116.1**
7	**75**	WRIGHT	**99.2**	**6**	COLEMAN	**93.7**	**90**	GLASSWELL	**116.1**
8	**8**	FENNYMORE	**99.1**	**45**	STAPLETON	**92.8**	**69**	REYNARD	**116.1**
9	**97**	COOPER	**99.1**	**2**	SIMMS	**92.4**	**9**	PEARSON	**115.9**
10	**41**	MERCER	**98.8**	**8**	FENNYMORE	**92.4**	**75**	WRIGHT	**115.9**
11	**49**	WILKINSON	**98.8**	**39**	CONWAY	**91.5**	**41**	MERCER	**115.7**
12	**66**	LANGRIDGE	**98.3**	**66**	LANGRIDGE	**91.3**	**6**	COLEMAN	**115.5**
13	**15**	THOMPSON	**98.1**	**49**	WILKINSON	**90.9**	**28**	COLLINS	**115.1**
14	**9**	PEARSON	**97.9**	**90**	GLASSWELL	**90.0**	**26**	ROSE	**115.1**
15	**39**	CONWAY	**97.9**	**15**	THOMPSON	**88.7**	**44**	PEARSON	**114.9**
16	**4**	FARRELL	**97.6**	**4**	FARRELL	**86.3**	**66**	LANGRIDGE	**114.7**
17	**28**	COLLINS	**97.5**	**85**	COLLYER	**86.3**	**49**	WILKINSON	**114.7**
18	**26**	ROSE	**97.5**	**26**	ROSE	**86.2**	**15**	THOMPSON	**114.3**
19	**45**	STAPLETON	**96.5**	**33**	HARYETT	**85.4**	**79**	LANGRIDGE	**114.1**
20	**85**	COLLYER	**95.5**	**99**	O'NION	**84.9**	**45**	STAPLETON	**113.1**
21	**79**	LANGRIDGE	**94.9**	**44**	PEARSON	**84.8**	**85**	COLLYER	**112.7**
22	**44**	PEARSON	**94.5**	**28**	COLLINS	**84.7**	**4**	FARRELL	**112.5**
23	**33**	HARYETT	**94.2**	**79**	LANGRIDGE	**82.8**	**29**	CONWAY	**112.5**
24	**29**	CONWAY	**93.5**	**75**	WRIGHT	**82.4**	**33**	HARYETT	**112.4**
25	**99**	O'NION	**91.3**	**77**	MANNING	**82.2**	**77**	MANNING	**111.1**
26	**60**	HUBBARD	**90.4**	**29**	CONWAY	**80.2**	**99**	O'NION	**110.5**
27	**77**	MANNING	**89.9**	**60**	HUBBARD	**79.7**	**60**	HUBBARD	**108.7**
28									

Weather / Track : Cloudy / Dry

Brands Hatch GP: 2.4332 miles
Date: 09/07/2022 Start: 10:34 Finish: 10:49

Results can be found at www.tsl-timing.com

Printed - 10:52 Saturday, 09 July 2022

HSCC Historic Formula Ford 2000 Championship

QUALIFYING - RACE 4 - STATISTICS

Competitors Started	28
Planned Start	2022-07-09 @ 10:40:00.000
Actual Start	2022-07-09 @ 10:34:01.082
Finish Time	2022-07-09 @ 10:49:02.435
Track Length	2.4332mi.
Total Laps	231
Total Distance Covered	562.0898mi.

Session Fastest Lap History

NO	CL	NAME	LAP TIME	TIME OF DAY	LAP	VEHICLE
2	A	**Benn SIMMS**	**1:36.336**	10:37:32.659	2	Reynard SF77
2	A	**Benn SIMMS**	**1:34.367**	10:39:07.027	3	Reynard SF77
2	A	**Benn SIMMS**	**1:33.120**	10:42:14.639	5	Reynard SF77
2	A	**Benn SIMMS**	**1:32.863**	10:43:47.502	6	Reynard SF77

Flag History

TYPE	TIME OF DAY
GREEN	10:34:01.082
FINISH	10:49:02.435

Flag Statistics

TYPE	COUNT	TOTAL LAPS	TOTAL TIME
Green	1	10	16:57.678
Red	0	0	0.000
Safety Car	0	0	0.000
FCY	0	0	0.000

Weather / Track : Cloudy / Dry

Brands Hatch GP: 2.4332 miles
Date: 09/07/2022 Start: 10:34 Finish: 10:49

HSCC Historic Formula Ford 2000 Championship

QUALIFYING - RACE 4 - STATISTICS

CLASS : A

25 Starters

Fastest Lap History

NO	NAME	LAP TIME	TIME OF DAY	LAP	VEHICLE
2	**Benn SIMMS**	**1:36.336**	10:37:32.659	2	Reynard SF77
2	**Benn SIMMS**	**1:34.367**	10:39:07.027	3	Reynard SF77
2	**Benn SIMMS**	**1:33.120**	10:42:14.639	5	Reynard SF77
2	**Benn SIMMS**	**1:32.863**	10:43:47.502	6	Reynard SF77

Weather / Track : Cloudy / Dry

Brands Hatch GP: 2.4332 miles
Date: 09/07/2022 Start: 10:34 Finish: 10:49

HSCC Historic Formula Ford 2000 Championship

QUALIFYING - RACE 4 - STATISTICS

CLASS : B

2 Starters

Fastest Lap History

NO	NAME	LAP TIME	TIME OF DAY	LAP	VEHICLE
60	**Paul HUBBARD**	**1:52.435**	10:39:01.592	2	Van Diemen RF78
85	**Stephen COLLYER**	**1:50.275**	10:40:59.521	3	Crossle 33F
85	**Stephen COLLYER**	**1:44.464**	10:42:43.986	4	Crossle 33F
85	**Stephen COLLYER**	**1:44.237**	10:44:28.224	5	Crossle 33F
85	**Stephen COLLYER**	**1:42.969**	10:47:55.793	7	Crossle 33F
85	**Stephen COLLYER**	**1:42.845**	10:49:38.637	8	Crossle 33F

Weather / Track : Cloudy / Dry

Brands Hatch GP: 2.4332 miles
Date: 09/07/2022 Start: 10:34 Finish: 10:49

HSCC Historic Formula Ford 2000 Championship

QUALIFYING - RACE 4 - STATISTICS

CLASS : C

1 Starters

Fastest Lap History

NO	NAME	LAP TIME	TIME OF DAY	LAP	VEHICLE
45	**John STAPLETON**	**1:44.326**	10:38:38.988	2	Tui BH2
45	**John STAPLETON**	**1:42.779**	10:40:21.765	3	Tui BH2
45	**John STAPLETON**	**1:39.902**	10:42:01.665	4	Tui BH2
45	**John STAPLETON**	**1:38.923**	10:47:01.747	7	Tui BH2
45	**John STAPLETON**	**1:38.921**	10:50:20.746	9	Tui BH2

Weather / Track : Cloudy / Dry

Brands Hatch GP: 2.4332 miles
Date: 09/07/2022 Start: 10:34 Finish: 10:49

Sheet No:	Issue Time:

HSCC Historic Formula Ford 2000 Championship

RACE 4 - GRID (20 minutes)

ROW 14	27	60	Paul HUBBARD	1:47.901
ROW 13	25	77	Dave MANNING	1:44.330
ROW 12	23	85	Stephen COLLYER	1:42.845
ROW 11	21	49	John WILKINSON	1:42.260
ROW 10	19	15	Anthony THOMPSON	1:40.394
ROW 9	17	26	Jonathan ROSE	1:40.017
ROW 8	15	66	Adrian LANGRIDGE	1:38.802
ROW 7	13	75	Colin WRIGHT	1:38.470
ROW 6	11	28	Fraser COLLINS	1:38.270
ROW 5	9	69	Adrian REYNARD	1:36.300
ROW 4	7	90	Stephen GLASSWELL	1:35.868
ROW 3	5	72	Andrew STORER	1:35.515
ROW 2	3	9	Ian PEARSON	1:34.220
ROW 1	1	2	Benn SIMMS	1:32.863
			Pole	
	28	55	Jon FINCH	
	26	29	John CONWAY	1:45.771
	24	99	Geoff O'NION	1:43.718
	22	79	Andy LANGRIDGE	1:42.439
	20	44	Robert PEARSON	1:40.515
	18	33	Nick HARYETT	1:40.158
	16	45	John STAPLETON	1:38.921
	14	39	Michael CONWAY	1:38.788
	12	4	Steve FARRELL	1:38.458
	10	6	Richard COLEMAN	1:36.345
	8	97	Nathaniel COOPER	1:36.124
	6	8	Graham FENNYMORE	1:35.683
	4	37	Lee BANKHURST	1:34.682
	2	41	Marc MERCER	1:33.681

Brands Hatch GP: 2.4332 miles

These results are provisional until the conclusion of any judicial and technical matters.

Clerk Of Course : Julian Floyd	Stewards :	Timekeeper : Nick Palmer

Results can be found at www.tsl-timing.com

Printed - 10:54 Saturday, 09 July 2022

Sheet No:	Issue Time:

HSCC Historic Formula Ford 2000 Championship

RACE 4 - CLASSIFICATION

POS	NO	CL	PIC	NAME	ENTRY	LAPS	TIME	GAP	DIFF	MPH	BEST	ON
1	**2**	A	1	Benn SIMMS	Reynard SF77	**12**	18:51.862			92.87	**1:32.947**	6
2	**8**	A	2	Graham FENNYMORE	Reynard SF78	**12**	19:00.469	**8.607**	8.607	92.17	**1:33.262**	8
3	**41**	A	3	Marc MERCER	Reynard SF79	**12**	19:01.210	**9.348**	0.741	92.11	**1:33.727**	10
4	**9**	A	4	Ian PEARSON	Royale RP30	**12**	19:04.822	**12.960**	3.612	91.82	**1:34.193**	9
5	**37**	A	5	Lee BANKHURST	Royale RP30	**12**	19:17.426	**25.564**	12.604	90.82	**1:35.201**	7
6	**90**	A	6	Stephen GLASSWELL	Reynard SF77	**12**	19:23.508	**31.646**	6.082	90.34	**1:35.609**	11
7	**69**	A	7	Adrian REYNARD	Reynard SF79	**12**	19:27.028	**35.166**	3.520	90.07	**1:35.528**	8
8	**72**	A	8	Andrew STORER	Reynard SF79	**12**	19:28.478	**36.616**	1.450	89.96	**1:35.276**	8
9	**97**	A	9	Nathaniel COOPER	Royale RP27	**12**	19:31.566	**39.704**	3.088	89.72	**1:36.145**	12
10	**6**	A	10	Richard COLEMAN	Reynard SF79	**12**	19:33.356	**41.494**	1.790	89.58	**1:36.171**	10
11	**66**	A	11	Adrian LANGRIDGE	Reynard SF78	**12**	19:43.137	**51.275**	9.781	88.84	**1:36.915**	11
12	**28**	A	12	Fraser COLLINS	Royale RP30	**12**	19:51.244	**59.382**	8.107	88.24	**1:37.819**	7
13	**55**	A	13	Jon FINCH	Reynard SF79	**12**	20:05.999	**1:14.137**	14.755	87.16	**1:37.676**	10
14	**15**	A	14	Anthony THOMPSON	Reynard SF79	**12**	20:16.997	**1:25.135**	10.998	86.37	**1:39.173**	8
15	**39**	A	15	Michael CONWAY	Reynard SF79	**12**	20:17.697	**1:25.835**	0.700	86.32	**1:39.937**	12
16	**26**	A	16	Jonathan ROSE	Reynard SF79	**12**	20:18.238	**1:26.376**	0.541	86.28	**1:39.547**	8
17	**45**	C	1	John STAPLETON	Tui BH2	**12**	20:20.768	**1:28.906**	2.530	86.10	**1:39.707**	8
18	**33**	A	17	Nick HARYETT	Reynard SF79	**12**	20:21.109	**1:29.247**	0.341	86.08	**1:39.784**	8
19	**4**	A	18	Steve FARRELL	Reynard SF79	**12**	20:21.632	**1:29.770**	0.523	86.04	**1:39.249**	8
20	**75**	A	19	Colin WRIGHT	Reynard SF79	**11**	18:52.947	**1 Lap**	1 Lap	85.05	**1:40.463**	3
21	**44**	A	20	Robert PEARSON	Royale RP30	**11**	19:00.289	**1 Lap**	7.342	84.50	**1:41.350**	10
22	**85**	B	1	Stephen COLLYER	Crossle 33F	**11**	19:08.228	**1 Lap**	7.939	83.91	**1:41.804**	9
23	**49**	A	21	John WILKINSON	Reynard SF79	**11**	19:11.347	**1 Lap**	3.119	83.69	**1:42.267**	9
24	**79**	A	22	Andy LANGRIDGE	Reynard SF78	**11**	19:12.301	**1 Lap**	0.954	83.62	**1:42.373**	6
25	**77**	A	23	Dave MANNING	Delta T79	**11**	19:14.628	**1 Lap**	2.327	83.45	**1:42.285**	11
26	**60**	B	2	Paul HUBBARD	Van Diemen RF78	**11**	19:14.776	**1 Lap**	0.148	83.44	**1:42.083**	11
27	**99**	A	24	Geoff O'NION	Reynard SF77	**11**	19:21.013	**1 Lap**	6.237	82.99	**1:41.983**	9
28	**29**	A	25	John CONWAY	Royale RP27	**11**	19:23.823	**1 Lap**	2.810	82.79	**1:42.864**	7

FASTEST LAP

2	A	Benn SIMMS	Reynard SF77	**6**	1:32.947	94.24 mph	151.67 kph
45	C	John STAPLETON	Tui BH2	**8**	1:39.707	87.85 mph	141.39 kph
85	B	Stephen COLLYER	Crossle 33F	**9**	1:41.804	86.04 mph	138.47 kph

Race Distance: 12 Laps / 29.19 miles
Brands Hatch GP: 2.4332 miles
Date: 09/07/2022 Start: 16:14 Finish: 16:33

Weather / Track : Sunny / Dry
These results are provisional until the conclusion of any judicial and technical matters.

Clerk Of Course : Julian Floyd	Stewards :	Timekeeper : Nick Palmer

HSCC Historic Formula Ford 2000 Championship

RACE 4 - LAP CHART

LAP 1		@ 16:16:12.110	LAP 2		@ 16:17:46.059	LAP 3		@ 16:19:19.648	LAP 4		@ 16:20:52.837	LAP 5		@ 16:22:26.215
NO	BEHIND	LAP TIME	NO	BEHIND	LAP TIME	NO	BEHIND	LAP TIME	NO	BEHIND	LAP TIME	NO	BEHIND	LAP TIME
2		1:39.452	**2**		1:33.949	**2**		1:33.589	**2**		1:33.189	**2**		1:33.378
41	1.643	1:41.095	**41**	2.745	1:35.051	**41**	4.281	1:35.125	**41**	6.150	1:35.058	**8**	7.448	1:34.512
8	1.961	1:41.413	**8**	3.079	1:35.067	**8**	4.730	1:35.240	**8**	6.314	1:34.773	**41**	8.327	1:35.555
9	2.600	1:42.052	**9**	3.708	1:35.057	**9**	5.064	1:34.945	**9**	6.780	1:34.905	**9**	8.704	1:35.302
37	3.759	1:43.211	**37**	5.560	1:35.750	**37**	7.611	1:35.640	**37**	10.496	1:36.074	**37**	13.276	1:36.158
72	4.617	1:44.069	**72**	7.144	1:36.476	**72**	10.240	1:36.685	**72**	13.069	1:36.018	**72**	15.605	1:35.914
90	5.421	1:44.873	**90**	8.220	1:36.748	**90**	11.177	1:36.546	**90**	14.434	1:36.446	**90**	17.203	1:36.147
69	6.501	1:45.953	**69**	10.356	1:37.804	**69**	13.848	1:37.081	**69**	17.887	1:37.228	**69**	20.693	1:36.184
97	6.902	1:46.354	**97**	10.904	1:37.951	**97**	14.416	1:37.101	**97**	18.743	1:37.516	**97**	22.251	1:36.886
6	8.081	1:47.533	**6**	12.626	1:38.494	**6**	16.871	1:37.834	**6**	20.871	1:37.189	**6**	24.164	1:36.671
28	8.378	1:47.830	**28**	13.580	1:39.151	**28**	19.029	1:39.038	**66**	24.522	1:38.203	**66**	28.759	1:37.615
66	10.038	1:49.490	**66**	14.564	1:38.475	**66**	19.508	1:38.533	**28**	25.281	1:39.441	**28**	30.219	1:38.316
75	10.200	1:49.652	**75**	16.975	1:40.724	**75**	23.849	1:40.463	**75**	31.927	1:41.267	**39**	41.645	1:41.826
15	11.033	1:50.485	**15**	18.132	1:41.048	**15**	25.355	1:40.812	**15**	32.531	1:40.365	**15**	42.105	1:42.952
39	11.745	1:51.197	**39**	18.804	1:41.008	**39**	26.296	1:41.081	**39**	33.197	1:40.090	**4**	42.428	1:42.231
26	12.274	1:51.726	**26**	19.308	1:40.983	**26**	26.846	1:41.127	**4**	33.575	1:39.532	**26**	42.612	1:41.584
4	13.199	1:52.651	**4**	19.652	1:40.402	**4**	27.232	1:41.169	**26**	34.406	1:40.749	**45**	42.941	1:40.462
45	13.475	1:52.927	**45**	20.304	1:40.778	**45**	27.903	1:41.188	**45**	35.857	1:41.143	**55**	43.075	1:39.926
33	13.872	1:53.324	**33**	20.976	1:41.053	**33**	28.848	1:41.461	**55**	36.527	1:38.562	**33**	44.225	1:40.546
49	15.668	1:55.120	**55**	25.014	1:42.052	**55**	31.154	1:39.729	**33**	37.057	1:41.398	**75**	50.649	1:52.100
44	16.127	1:55.579	**44**	25.520	1:43.342	**44**	34.676	1:42.745	**44**	43.674	1:42.187	**44**	53.451	1:43.155
79	16.742	1:56.194	**49**	26.840	1:45.121	**49**	37.092	1:43.841	**49**	46.908	1:43.005	**49**	56.558	1:43.028
55	16.911	1:56.363	**79**	27.316	1:44.523	**79**	37.836	1:44.109	**79**	47.822	1:43.175	**85**	59.082	1:44.359
85	17.106	1:56.558	**85**	27.532	1:44.375	**85**	38.034	1:44.091	**85**	48.101	1:43.256	**79**	59.661	1:45.217
99	17.877	1:57.329	**99**	28.598	1:44.670	**99**	39.426	1:44.417	**99**	50.386	1:44.149	**77**	1:00.521	1:43.351
60	18.433	1:57.885	**77**	28.785	1:43.886	**77**	39.696	1:44.500	**77**	50.548	1:44.041	**60**	1:01.116	1:43.783
77	18.848	1:58.300	**60**	29.096	1:44.612	**60**	39.974	1:44.467	**60**	50.711	1:43.926	**99**	1:01.827	1:44.819
29	19.696	1:59.148	**29**	30.023	1:44.276	**29**	40.746	1:44.312	**29**	51.117	1:43.560	**29**	1:02.068	1:44.329

Weather / Track : Sunny / Dry

Brands Hatch GP: 2.4332 miles
Date: 09/07/2022 Start: 16:14 Finish: 16:33

HSCC Historic Formula Ford 2000 Championship

RACE 4 - LAP CHART

LAP 6		@ 16:23:59.162
NO	BEHIND	LAP TIME
2		1:32.947
8	8.635	1:34.134
41	9.301	1:33.921
9	10.272	1:34.515
37	15.662	1:35.333
72	18.142	1:35.484
90	20.454	1:36.198
69	24.089	1:36.343
97	26.903	1:37.599
6	27.796	1:36.579
66	33.182	1:37.370
28	35.723	1:38.451
39	48.888	1:40.190
55	50.490	1:40.362
15	51.627	1:42.469
26	51.690	1:42.025
4	52.024	1:42.543
45	52.458	1:42.464
33	52.628	1:41.350
75	59.620	1:41.918
44	1:03.448	1:42.944
49	1:07.925	1:44.314
85	1:08.050	1:41.915
79	1:09.087	1:42.373
60	1:11.971	1:43.802
77	1:12.631	1:45.057
29	1:13.820	1:44.699
99	1:14.056	1:45.176

LAP 7		@ 16:25:32.151
NO	BEHIND	LAP TIME
2		1:32.989
8	9.873	1:34.227
41	10.347	1:34.035
9	11.773	1:34.490
37	17.874	1:35.201
72	20.909	1:35.756
90	23.608	1:36.143
69	26.829	1:35.729
97	30.062	1:36.148
6	31.408	1:36.601
66	37.590	1:37.397
28	40.553	1:37.819
55	56.300	1:38.799
39	56.605	1:40.706
15	58.858	1:40.220
26	59.137	1:40.436
45	1:00.297	1:40.828
33	1:00.886	1:41.247
4	1:01.756	1:42.721
75	1:07.170	1:40.539
44	1:12.746	1:42.287
85	1:18.065	1:43.004
49	1:18.860	1:43.924
79	1:19.157	1:43.059
60	1:22.506	1:43.524
77	1:23.289	1:43.647
29	1:23.695	1:42.864
99	1:24.003	1:42.936

LAP 8		@ 16:27:05.124
NO	BEHIND	LAP TIME
2		1:32.973
8	10.162	1:33.262
41	11.298	1:33.924
9	13.060	1:34.260
37	20.357	1:35.456
72	23.212	1:35.276
90	26.769	1:36.134
69	29.384	1:35.528
97	33.834	1:36.745
6	35.248	1:36.813
66	41.791	1:37.174
28	45.838	1:38.258
55	1:01.323	1:37.996
39	1:03.972	1:40.340
15	1:05.058	1:39.173
26	1:05.711	1:39.547
45	1:07.031	1:39.707
33	1:07.697	1:39.784
4	1:08.032	1:39.249
75	1:15.733	1:41.536
44	1:21.606	1:41.833
85	1:27.563	1:42.471
49	1:29.086	1:43.199
79	1:29.477	1:43.293
77	1:34.233	1:43.917
60	1:34.370	1:44.837

LAP 9		@ 16:28:40.443
NO	BEHIND	LAP TIME
2		1:35.319
99	1 Lap	1:44.722
29	1 Lap	1:45.305
8	8.561	1:33.718
41	9.841	1:33.862
9	11.934	1:34.193
37	20.845	1:35.807
72	24.069	1:36.176
90	27.737	1:36.287
69	30.003	1:35.938
97	35.062	1:36.547
6	36.104	1:36.175
66	43.739	1:37.267
28	48.687	1:38.168
55	1:04.127	1:38.123
39	1:09.204	1:40.551
15	1:09.753	1:40.014
26	1:10.525	1:40.133
45	1:11.918	1:40.206
33	1:12.326	1:39.948
4	1:12.918	1:40.205
75	1:21.250	1:40.836
44	1:28.653	1:42.366
85	1:34.048	1:41.804

LAP 10		@ 16:30:16.418
NO	BEHIND	LAP TIME
2		1:35.975
49	1 Lap	1:42.267
79	1 Lap	1:43.542
77	1 Lap	1:42.440
60	1 Lap	1:42.441
99	1 Lap	1:41.983
8	6.799	1:34.213
41	7.593	1:33.727
29	1 Lap	1:43.202
9	10.178	1:34.219
37	20.789	1:35.919
72	23.593	1:35.499
90	27.401	1:35.639
69	29.697	1:35.669
97	35.253	1:36.166
6	36.300	1:36.171
66	45.034	1:37.270
28	51.057	1:38.345
55	1:05.828	1:37.676
39	1:13.239	1:40.010
15	1:13.629	1:39.851
26	1:14.343	1:39.793
45	1:15.797	1:39.854
4	1:16.381	1:39.438
33	1:16.908	1:40.557
75	1:26.916	1:41.641
44	1:34.028	1:41.350

Weather / Track : Sunny / Dry

Brands Hatch GP: 2.4332 miles
Date: 09/07/2022 Start: 16:14 Finish: 16:33

HSCC Historic Formula Ford 2000 Championship

RACE 4 - LAP CHART

LAP 11	@ 16:31:50.628	
NO	BEHIND	LAP TIME
2		1:34.210
85	1 Lap	1:42.746
8	8.265	1:35.676
41	9.294	1:35.911
49	1 Lap	1:43.653
79	1 Lap	1:43.690
9	11.619	1:35.651
77	1 Lap	1:43.204
60	1 Lap	1:43.416
99	1 Lap	1:47.603
29	1 Lap	1:47.465
37	22.439	1:35.860
72	27.913	1:38.530
90	28.800	1:35.609
69	32.064	1:36.577
97	37.451	1:36.408
6	38.917	1:36.827
66	47.739	1:36.915
28	55.107	1:38.260
55	1:09.764	1:38.146
15	1:19.136	1:39.717
39	1:19.790	1:40.761
26	1:20.536	1:40.403
45	1:22.871	1:41.284
33	1:23.147	1:40.449
4	1:23.631	1:41.460

LAP 12	@ 16:33:24.520	
NO	BEHIND	LAP TIME
2		1:33.892
75	1 Lap	1:42.271
44	1 Lap	1:42.501
8	8.607	1:34.234
41	9.348	1:33.946
9	12.960	1:35.233
85	1 Lap	1:43.649
49	1 Lap	1:43.875
79	1 Lap	1:43.126
77	1 Lap	1:42.285
60	1 Lap	1:42.083
37	25.564	1:37.017
99	1 Lap	1:43.209
90	31.646	1:36.738
29	1 Lap	1:44.663
69	35.166	1:36.994
72	36.616	1:42.595
97	39.704	1:36.145
6	41.494	1:36.469
66	51.275	1:37.428
28	59.382	1:38.167
55	1:14.137	1:38.265
15	1:25.135	1:39.891
39	1:25.835	1:39.937
26	1:26.376	1:39.732
45	1:28.906	1:39.927
33	1:29.247	1:39.992
4	1:29.770	1:40.031

Weather / Track : Sunny / Dry

Brands Hatch GP: 2.4332 miles
Date: 09/07/2022 Start: 16:14 Finish: 16:33

HSCC Historic Formula Ford 2000 Championship

RACE 4 - SECTOR ANALYSIS

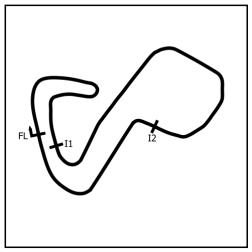

SECTOR 1 = FL to I1, SECTOR 2 = I1 to I2, SECTOR 3 = I2 to FL, DIFF = Difference To Personal Best Lap, P = Crossed Finish Line in Pit Lane, D = Time Disallowed

P1 2 A Benn SIMMS Reynard SF77

IDEAL LAP TIME : 1:32.782 BEST LAP TIME : 1:32.947 DIFFERENCE : 0.165

LAP	SECTOR 1		SECTOR 2		SECTOR 3		LAP TIME	MPH	DIFF	TIME OF DAY
1 -		98.9	42.215	85.7	22.762	114.5	1:39.452	88.08	6.505	16:16:12.110
2 -	29.617	98.1	41.734	89.8	22.598	114.7	1:33.949	93.24	1.002	16:17:46.059
3 -	29.298	99.5	41.677	91.3	22.614	114.7	1:33.589	93.59	0.642	16:19:19.648
4 -	29.294	99.5	41.354	89.9	22.541	114.7	1:33.189	94.00	0.242	16:20:52.837
5 -	29.287	99.8	41.470	91.4	22.621	114.5	1:33.378	93.81	0.431	16:22:26.215
6 -	***29.076***	***100.4***	41.240	90.3	22.631	115.5	***1:32.947*** **(1)**	***94.24***		***16:23:59.162***
7 -	29.204	100.1	41.293	***93.0***	22.492	115.9	1:32.989 **(3)**	94.20	0.042	16:25:32.151
8 -	29.267	99.8	***41.222***	89.2	***22.484***	116.1	1:32.973 **(2)**	94.21	0.026	16:27:05.124
9 -	29.429	99.2	41.746	81.9	24.144	114.3	1:35.319	91.90	2.372	16:28:40.443
10 -	29.808	99.8	42.351	77.3	23.816	***116.7***	1:35.975	91.27	3.028	16:30:16.418
11 -	29.770	99.7	41.383	89.4	23.057	116.1	1:34.210	92.98	1.263	16:31:50.628
12 -	29.411	100.1	41.424	88.6	23.057	114.1	1:33.892	93.29	0.945	16:33:24.520

P2 8 A Graham FENNYMORE Reynard SF78

IDEAL LAP TIME : 1:33.186 BEST LAP TIME : 1:33.262 DIFFERENCE : 0.076

LAP	SECTOR 1		SECTOR 2		SECTOR 3		LAP TIME	MPH	DIFF	TIME OF DAY
1 -		98.9	42.471	91.3	22.817	116.7	1:41.413	86.37	8.151	16:16:14.071
2 -	29.853	99.7	42.377	94.1	22.837	115.7	1:35.067	92.14	1.805	16:17:49.138
3 -	29.851	99.1	42.651	95.8	22.738	116.3	1:35.240	91.97	1.978	16:19:24.378
4 -	29.483	***101.0***	42.195	94.3	23.095	116.3	1:34.773	92.42	1.511	16:20:59.151
5 -	29.934	99.1	41.873	95.8	22.705	115.1	1:34.512	92.68	1.250	16:22:33.663
6 -	29.529	100.6	41.869	96.4	22.736	115.9	1:34.134 **(3)**	93.05	0.872	16:24:07.797
7 -	29.919	100.3	41.727	96.8	***22.581***	116.5	1:34.227	92.96	0.965	16:25:42.024
8 -	***29.283***	***101.0***	***41.322***	98.2	22.657	115.7	***1:33.262*** **(1)**	***93.92***		***16:27:15.286***
9 -	29.653	100.1	41.471	***98.6***	22.594	116.9	1:33.718 **(2)**	93.47	0.456	16:28:49.004
10 -	29.607	100.4	41.665	95.0	22.941	***117.1***	1:34.213	92.97	0.951	16:30:23.217
11 -	30.364	97.8	42.386	94.9	22.926	116.3	1:35.676	91.55	2.414	16:31:58.893
12 -	29.693	100.7	41.710	96.2	22.831	116.7	1:34.234	92.95	0.972	16:33:33.127

P3 41 A Marc MERCER Reynard SF79

IDEAL LAP TIME : 1:33.388 BEST LAP TIME : 1:33.727 DIFFERENCE : 0.339

LAP	SECTOR 1		SECTOR 2		SECTOR 3		LAP TIME	MPH	DIFF	TIME OF DAY
1 -		98.1	42.733	92.3	23.117	114.1	1:41.095	86.64	7.368	16:16:13.753
2 -	29.668	98.2	42.515	94.9	22.868	113.7	1:35.051	92.15	1.324	16:17:48.804
3 -	29.707	98.3	42.475	95.1	22.943	113.7	1:35.125	92.08	1.398	16:19:23.929
4 -	29.636	98.2	42.301	95.1	23.121	113.9	1:35.058	92.15	1.331	16:20:58.987
5 -	30.423	96.9	42.320	94.9	22.812	114.3	1:35.555	91.67	1.828	16:22:34.542
6 -	29.427	99.2	41.831	93.9	22.663	115.1	1:33.921 **(3)**	93.26	0.194	16:24:08.463
7 -	29.558	99.2	41.870	96.0	***22.607***	115.7	1:34.035	93.15	0.308	16:25:42.498
8 -	29.371	***99.4***	41.784	94.5	22.769	115.1	1:33.924	93.26	0.197	16:27:16.422
9 -	29.380	98.9	41.850	93.9	22.632	***116.1***	1:33.862 **(2)**	93.32	0.135	16:28:50.284
10 -	***29.214***	99.2	***41.567***	94.7	22.946	114.9	***1:33.727*** **(1)**	***93.46***		***16:30:24.011***
11 -	30.071	97.6	42.780	91.8	23.060	113.9	1:35.911	91.33	2.184	16:31:59.922
12 -	29.486	99.1	41.728	***96.9***	22.732	115.9	1:33.946	93.24	0.219	16:33:33.868

Weather / Track : Sunny / Dry

Brands Hatch GP: 2.4332 miles
Date: 09/07/2022 Start: 16:14 Finish: 16:33

HSCC Historic Formula Ford 2000 Championship

RACE 4 - SECTOR ANALYSIS

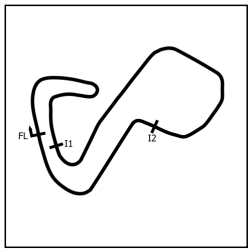

SECTOR 1 = FL to I1, SECTOR 2 = I1 to I2, SECTOR 3 = I2 to FL, DIFF = Difference To Personal Best Lap, P = Crossed Finish Line in Pit Lane, D = Time Disallowed

P4 9 A Ian PEARSON Royale RP30

IDEAL LAP TIME : 1:34.051 BEST LAP TIME : 1:34.193 DIFFERENCE : 0.142

LAP	SECTOR 1		SECTOR 2		SECTOR 3		LAP TIME		MPH	DIFF	TIME OF DAY
1 -		96.2	43.050	92.1	23.102	115.1	1:42.052		85.83	7.859	16:16:14.710
2 -	29.810	97.8	42.319	95.3	22.928	114.3	1:35.057		92.15	0.864	16:17:49.767
3 -	29.726	98.1	42.469	92.3	22.750	115.7	1:34.945		92.26	0.752	16:19:24.712
4 -	29.734	***98.6***	42.236	93.9	22.935	114.9	1:34.905		92.30	0.712	16:20:59.617
5 -	29.987	97.5	42.537	96.1	22.778	115.3	1:35.302		91.91	1.109	16:22:34.919
6 -	29.637	98.5	42.191	94.9	22.687	115.7	1:34.515		92.68	0.322	16:24:09.434
7 -	29.654	97.9	42.203	94.9	***22.633***	115.9	1:34.490		92.70	0.297	16:25:43.924
8 -	29.575	97.9	42.036	***96.5***	22.649	115.3	1:34.260	**(3)**	92.93	0.067	16:27:18.184
9 -	***29.422***	97.9	***41.996***	95.1	22.775	116.1	***1:34.193***	**(1)**	***92.99***		***16:28:52.377***
10 -	29.441	98.1	42.099	95.1	22.679	116.3	1:34.219	**(2)**	92.97	0.026	16:30:26.596
11 -	29.558	98.5	43.106	92.4	22.987	***116.7***	1:35.651		91.58	1.458	16:32:02.247
12 -	30.149	97.2	42.297	96.0	22.787	115.7	1:35.233		91.98	1.040	16:33:37.480

P5 37 A Lee BANKHURST Royale RP30

IDEAL LAP TIME : 1:34.975 BEST LAP TIME : 1:35.201 DIFFERENCE : 0.226

LAP	SECTOR 1		SECTOR 2		SECTOR 3		LAP TIME		MPH	DIFF	TIME OF DAY
1 -		98.1	43.548	96.1	23.338	114.3	1:43.211		84.87	8.010	16:16:15.869
2 -	29.923	96.9	42.720	94.6	23.107	114.3	1:35.750		91.48	0.549	16:17:51.619
3 -	29.856	98.3	42.850	***97.9***	***22.934***	114.7	1:35.640		91.59	0.439	16:19:27.259
4 -	30.151	98.9	42.942	94.7	22.981	114.3	1:36.074		91.17	0.873	16:21:03.333
5 -	29.779	***99.1***	43.219	93.7	23.160	114.3	1:36.158		91.09	0.957	16:22:39.491
6 -	29.883	98.2	***42.416***	96.9	23.034	114.3	1:35.333	**(2)**	91.88	0.132	16:24:14.824
7 -	***29.625***	98.6	42.596	97.2	22.980	114.9	***1:35.201***	**(1)**	***92.01***		***16:25:50.025***
8 -	29.739	98.5	42.573	89.8	23.144	114.1	1:35.456	**(3)**	91.76	0.255	16:27:25.481
9 -	29.922	97.3	42.828	93.5	23.057	114.9	1:35.807		91.43	0.606	16:29:01.288
10 -	29.773	97.9	42.814	91.8	23.332	114.7	1:35.919		91.32	0.718	16:30:37.207
11 -	29.799	98.3	42.970	93.9	23.091	***115.1***	1:35.860		91.38	0.659	16:32:13.067
12 -	30.074	98.6	43.510	95.1	23.433	110.7	1:37.017		90.29	1.816	16:33:50.084

P6 90 A Stephen GLASSWELL Reynard SF77

IDEAL LAP TIME : 1:35.455 BEST LAP TIME : 1:35.609 DIFFERENCE : 0.154

LAP	SECTOR 1		SECTOR 2		SECTOR 3		LAP TIME		MPH	DIFF	TIME OF DAY
1 -		97.6	43.939	87.6	23.603	115.5	1:44.873		83.52	9.264	16:16:17.531
2 -	30.262	98.3	43.088	89.8	23.398	115.3	1:36.748		90.54	1.139	16:17:54.279
3 -	30.168	99.4	43.054	91.4	23.324	115.7	1:36.546		90.73	0.937	16:19:30.825
4 -	30.240	99.4	42.814	88.4	23.392	115.5	1:36.446		90.82	0.837	16:21:07.271
5 -	***30.033***	99.8	42.798	88.7	23.316	115.3	1:36.147		91.10	0.538	16:22:43.418
6 -	30.310	99.4	42.728	89.2	23.160	116.3	1:36.198		91.06	0.589	16:24:19.616
7 -	30.131	99.4	42.767	88.8	23.245	116.1	1:36.143		91.11	0.534	16:25:55.759
8 -	30.360	99.4	42.491	89.2	23.283	115.5	1:36.134	**(3)**	91.12	0.525	16:27:31.893
9 -	30.555	99.7	42.731	***94.1***	***23.001***	116.7	1:36.287		90.97	0.678	16:29:08.180
10 -	30.079	99.1	***42.421***	90.3	23.139	116.9	1:35.639	**(2)**	91.59	0.030	16:30:43.819
11 -	30.066	99.8	42.498	89.9	23.045	***117.1***	***1:35.609***	**(1)**	***91.62***		***16:32:19.428***
12 -	30.152	***100.1***	42.821	85.5	23.765	115.1	1:36.738		90.55	1.129	16:33:56.166

Weather / Track : Sunny / Dry

Brands Hatch GP: 2.4332 miles
Date: 09/07/2022 Start: 16:14 Finish: 16:33

HSCC Historic Formula Ford 2000 Championship

RACE 4 - SECTOR ANALYSIS

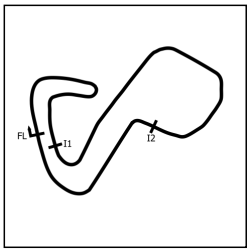

SECTOR 1 = FL to I1, SECTOR 2 = I1 to I2, SECTOR 3 = I2 to FL, DIFF = Difference To Personal Best Lap, P = Crossed Finish Line in Pit Lane, D = Time Disallowed

P7 69 A Adrian REYNARD Reynard SF79

IDEAL LAP TIME : 1:35.388 BEST LAP TIME : 1:35.528 DIFFERENCE : 0.140

LAP	SECTOR 1		SECTOR 2		SECTOR 3		LAP TIME		MPH	DIFF	TIME OF DAY
1 -		98.8	44.243	92.6	24.054	115.5	1:45.953		82.67	10.425	16:16:18.611
2 -	30.134	99.2	43.907	91.6	23.763	115.3	1:37.804		89.56	2.276	16:17:56.415
3 -	29.954	99.8	43.538	90.3	23.589	115.5	1:37.081		90.23	1.553	16:19:33.496
4 -	30.249	99.5	43.357	88.4	23.622	115.1	1:37.228		90.09	1.700	16:21:10.724
5 -	30.006	100.0	42.848	89.9	23.330	114.9	1:36.184		91.07	0.656	16:22:46.908
6 -	29.722	***100.3***	43.268	93.9	23.353	115.3	1:36.343		90.92	0.815	16:24:23.251
7 -	***29.568***	100.0	42.954	***94.6***	23.207	115.5	1:35.729	**(3)**	91.50	0.201	16:25:58.980
8 -	29.649	99.8	***42.694***	94.2	23.185	115.5	***1:35.528***	**(1)**	***91.69***		***16:27:34.508***
9 -	29.913	***100.3***	42.752	93.7	23.273	116.3	1:35.938		91.30	0.410	16:29:10.446
10 -	29.632	99.7	42.822	94.2	23.215	115.7	1:35.669	**(2)**	91.56	0.141	16:30:46.115
11 -	29.968	100.0	43.483	92.3	***23.126***	***116.5***	1:36.577		90.70	1.049	16:32:22.692
12 -	29.702	***100.3***	43.373	85.8	23.919	112.7	1:36.994		90.31	1.466	16:33:59.686

P8 72 A Andrew STORER Reynard SF79

IDEAL LAP TIME : 1:35.229 BEST LAP TIME : 1:35.276 DIFFERENCE : 0.047

LAP	SECTOR 1		SECTOR 2		SECTOR 3		LAP TIME		MPH	DIFF	TIME OF DAY
1 -		99.5	43.821	91.1	23.468	116.7	1:44.069		84.17	8.793	16:16:16.727
2 -	30.370	99.7	42.683	94.7	23.423	116.1	1:36.476		90.79	1.200	16:17:53.203
3 -	30.458	99.5	43.166	94.5	23.061	116.1	1:36.685		90.60	1.409	16:19:29.888
4 -	30.278	99.8	42.709	92.8	23.031	115.1	1:36.018		91.23	0.742	16:21:05.906
5 -	30.188	100.3	42.672	91.9	23.054	116.7	1:35.914		91.33	0.638	16:22:41.820
6 -	***30.036***	***101.0***	42.526	93.7	22.922	116.5	1:35.484	**(2)**	91.74	0.208	16:24:17.304
7 -	30.214	100.3	42.492	95.0	23.050	116.1	1:35.756		91.48	0.480	16:25:53.060
8 -	30.083	100.1	***42.272***	***96.5***	***22.921***	116.5	***1:35.276***	**(1)**	***91.94***		***16:27:28.336***
9 -	30.476	100.4	42.608	90.8	23.092	***117.7***	1:36.176		91.08	0.900	16:29:04.512
10 -	30.115	99.7	42.319	89.5	23.065	116.9	1:35.499	**(3)**	91.72	0.223	16:30:40.011
11 -	30.567	89.2	44.095		23.868		1:38.530		88.90	3.254	16:32:18.541
12 -	32.099		44.816		25.680		1:42.595		85.38	7.319	16:34:01.136

P9 97 A Nathaniel COOPER Royale RP27

IDEAL LAP TIME : 1:35.631 BEST LAP TIME : 1:36.145 DIFFERENCE : 0.514

LAP	SECTOR 1		SECTOR 2		SECTOR 3		LAP TIME		MPH	DIFF	TIME OF DAY
1 -		95.4	44.289	85.5	23.990	115.9	1:46.354		82.36	10.209	16:16:19.012
2 -	30.554	98.3	43.890	88.8	23.507	115.3	1:37.951		89.43	1.806	16:17:56.963
3 -	30.499	98.8	42.994	91.4	23.608	115.3	1:37.101		90.21	0.956	16:19:34.064
4 -	30.353	98.3	43.493	89.7	23.670	115.3	1:37.516		89.82	1.371	16:21:11.580
5 -	30.311	99.5	42.984	88.8	23.591	115.3	1:36.886		90.41	0.741	16:22:48.466
6 -	30.524	99.4	43.585	89.5	23.490	115.7	1:37.599		89.75	1.454	16:24:26.065
7 -	***29.841***	99.5	43.023	***92.8***	23.284	115.5	1:36.148	**(2)**	91.10	0.003	16:26:02.213
8 -	29.884	***99.8***	43.624	90.0	23.237	115.5	1:36.745		90.54	0.600	16:27:38.958
9 -	30.029	98.6	43.183	89.3	23.335	***116.3***	1:36.547		90.73	0.402	16:29:15.505
10 -	30.110	99.2	42.833	92.3	***23.223***	115.7	1:36.166	**(3)**	91.09	0.021	16:30:51.671
11 -	30.327	98.9	42.790	92.4	23.291	115.9	1:36.408		90.86	0.263	16:32:28.079
12 -	30.309	99.7	***42.567***	92.3	23.269	115.5	***1:36.145***	**(1)**	***91.11***		***16:34:04.224***

HSCC Historic Formula Ford 2000 Championship

RACE 4 - SECTOR ANALYSIS

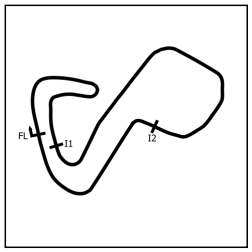

SECTOR 1 = FL to I1, SECTOR 2 = I1 to I2, SECTOR 3 = I2 to FL, DIFF = Difference To Personal Best Lap, P = Crossed Finish Line in Pit Lane, D = Time Disallowed

P10 6 A Richard COLEMAN Reynard SF79

IDEAL LAP TIME : 1:35.839 BEST LAP TIME : 1:36.171 DIFFERENCE : 0.332

LAP	SECTOR 1		SECTOR 2		SECTOR 3		LAP TIME	MPH	DIFF	TIME OF DAY
1 -		96.5	44.981	84.9	24.265	113.5	1:47.533	81.46	11.362	16:16:20.191
2 -	30.741	96.8	44.208	92.6	23.545	114.1	1:38.494	88.93	2.323	16:17:58.685
3 -	30.464	99.2	43.800	88.5	23.570	113.9	1:37.834	89.53	1.663	16:19:36.519
4 -	30.519	97.6	43.266	91.3	23.404	114.3	1:37.189	90.13	1.018	16:21:13.708
5 -	30.379	97.8	42.902	93.4	23.390	114.7	1:36.671	90.61	0.500	16:22:50.379
6 -	30.322	98.8	43.021	92.6	23.236	114.9	1:36.579	90.70	0.408	16:24:26.958
7 -	30.221	98.9	43.243	92.6	23.137	114.5	1:36.601	90.68	0.430	16:26:03.559
8 -	30.201	99.1	43.146	94.6	23.466	114.5	1:36.813	90.48	0.642	16:27:40.372
9 -	30.179	99.1	42.945	91.6	***23.051***	***116.1***	1:36.175 **(2)**	91.08	0.004	16:29:16.547
10 -	30.133	98.5	***42.686***	***95.1***	23.352	114.9	***1:36.171*** **(1)**	***91.08***		***16:30:52.718***
11 -	***30.102***	99.2	43.102	90.1	23.623	114.1	1:36.827	90.46	0.656	16:32:29.545
12 -	30.309	***99.4***	43.048	92.9	23.112	114.7	1:36.469 **(3)**	90.80	0.298	16:34:06.014

P11 66 A Adrian LANGRIDGE Reynard SF78

IDEAL LAP TIME : 1:36.849 BEST LAP TIME : 1:36.915 DIFFERENCE : 0.066

LAP	SECTOR 1		SECTOR 2		SECTOR 3		LAP TIME	MPH	DIFF	TIME OF DAY
1 -		94.6	45.088	80.4	24.578	113.7	1:49.490	80.00	12.575	16:16:22.148
2 -	30.670	97.5	44.004	88.4	23.801	113.3	1:38.475	88.95	1.560	16:18:00.623
3 -	30.634	97.5	44.151	87.3	23.748	***114.3***	1:38.533	88.90	1.618	16:19:39.156
4 -	30.554	95.4	44.010	90.8	23.639	113.9	1:38.203	89.20	1.288	16:21:17.359
5 -	30.459	97.1	43.547	90.8	23.609	114.1	1:37.615	89.73	0.700	16:22:54.974
6 -	30.343	***98.5***	43.287	89.2	23.740	113.9	1:37.370	89.96	0.455	16:24:32.344
7 -	***30.232***	98.3	43.551	***91.9***	23.614	113.5	1:37.397	89.93	0.482	16:26:09.741
8 -	30.311	98.1	43.346	91.4	23.517	113.9	1:37.174 **(2)**	90.14	0.259	16:27:46.915
9 -	30.378	98.3	43.357	91.0	23.532	***114.3***	1:37.267 **(3)**	90.05	0.352	16:29:24.182
10 -	30.386	98.1	43.227	90.4	23.657	114.1	1:37.270	90.05	0.355	16:31:01.452
11 -	30.298	97.6	***43.150***	91.8	***23.467***	113.9	***1:36.915*** **(1)**	***90.38***		***16:32:38.367***
12 -	30.594	97.6	43.163	91.0	23.671	113.7	1:37.428	89.91	0.513	16:34:15.795

P12 28 A Fraser COLLINS Royale RP30

IDEAL LAP TIME : 1:37.626 BEST LAP TIME : 1:37.819 DIFFERENCE : 0.193

LAP	SECTOR 1		SECTOR 2		SECTOR 3		LAP TIME	MPH	DIFF	TIME OF DAY
1 -		94.7	44.533	85.2	24.116	114.5	1:47.830	81.23	10.011	16:16:20.488
2 -	31.244	96.4	44.112	86.7	23.795	113.5	1:39.151	88.34	1.332	16:17:59.639
3 -	30.997	97.6	44.098	85.1	23.943	113.3	1:39.038	88.44	1.219	16:19:38.677
4 -	30.730	96.2	44.916	83.9	23.795	114.3	1:39.441	88.09	1.622	16:21:18.118
5 -	30.752	98.3	43.826	82.7	23.738	113.9	1:38.316	89.09	0.497	16:22:56.434
6 -	***30.579***	***98.5***	43.999	83.8	23.873	114.1	1:38.451	88.97	0.632	16:24:34.885
7 -	30.635	97.6	43.450	85.7	23.734	113.5	***1:37.819*** **(1)**	***89.55***		***16:26:12.704***
8 -	31.187	96.9	***43.424***	81.2	23.647	114.1	1:38.258	89.15	0.439	16:27:50.962
9 -	30.809	97.6	43.577	***86.8***	23.782	***115.1***	1:38.168 **(3)**	89.23	0.349	16:29:29.130
10 -	30.859	96.9	43.863	84.7	***23.623***	114.3	1:38.345	89.07	0.526	16:31:07.475
11 -	30.888	97.2	43.675	81.5	23.697	113.9	1:38.260	89.14	0.441	16:32:45.735
12 -	30.661	97.8	43.570	85.3	23.936	113.3	1:38.167 **(2)**	89.23	0.348	16:34:23.902

HSCC Historic Formula Ford 2000 Championship

RACE 4 - SECTOR ANALYSIS

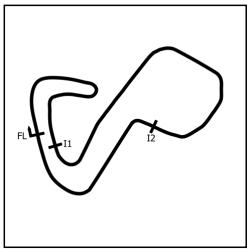

SECTOR 1 = FL to I1, SECTOR 2 = I1 to I2, SECTOR 3 = I2 to FL, DIFF = Difference To Personal Best Lap, P = Crossed Finish Line in Pit Lane, D = Time Disallowed

P13 55 A Jon FINCH Reynard SF79

IDEAL LAP TIME : 1:37.549 BEST LAP TIME : 1:37.676 DIFFERENCE : 0.127

LAP	SECTOR 1		SECTOR 2		SECTOR 3		LAP TIME		MPH	DIFF	TIME OF DAY
1 -		91.5	47.448	82.7	24.732	114.1	1:56.363		75.27	18.687	16:16:29.021
2 -	31.378	97.1	46.120	89.2	24.554	113.3	1:42.052		85.83	4.376	16:18:11.073
3 -	31.120	97.8	44.569	86.8	24.040	114.3	1:39.729		87.83	2.053	16:19:50.802
4 -	30.875	97.9	43.933	88.0	23.754	114.5	1:38.562		88.87	0.886	16:21:29.364
5 -	30.907	97.5	44.914	86.9	24.105	114.9	1:39.926		87.66	2.250	16:23:09.290
6 -	31.060	97.2	44.669	91.6	24.633	114.1	1:40.362		87.28	2.686	16:24:49.652
7 -	***30.582***	97.6	43.542	***92.6***	24.675	112.7	1:38.799		88.66	1.123	16:26:28.451
8 -	30.643	98.1	43.357	89.1	23.996	114.1	1:37.996	**(2)**	89.38	0.320	16:28:06.447
9 -	30.917	97.9	***43.230***	86.9	23.976	114.5	1:38.123	**(3)**	89.27	0.447	16:29:44.570
10 -	30.672	98.5	43.255	87.6	23.749	***115.5***	***1:37.676***	**(1)**	***89.68***		***16:31:22.246***
11 -	30.962	98.1	43.447	87.4	***23.737***	114.3	1:38.146		89.25	0.470	16:33:00.392
12 -	30.718	***98.8***	43.416	87.8	24.131	112.4	1:38.265		89.14	0.589	16:34:38.657

P14 15 A Anthony THOMPSON Reynard SF79

IDEAL LAP TIME : 1:38.807 BEST LAP TIME : 1:39.173 DIFFERENCE : 0.366

LAP	SECTOR 1		SECTOR 2		SECTOR 3		LAP TIME		MPH	DIFF	TIME OF DAY
1 -		93.9	45.984	85.7	24.244	113.1	1:50.485		79.28	11.312	16:16:23.143
2 -	31.161	97.1	45.686	83.8	24.201	113.3	1:41.048		86.68	1.875	16:18:04.191
3 -	31.396	96.1	45.303	85.0	24.113	112.4	1:40.812		86.89	1.639	16:19:45.003
4 -	30.869	97.5	45.266	84.9	24.230	112.9	1:40.365		87.27	1.192	16:21:25.368
5 -	31.197	97.3	46.059	87.0	25.696	112.7	1:42.952		85.08	3.779	16:23:08.320
6 -	31.129	96.5	45.561	84.5	25.779	112.2	1:42.469		85.48	3.296	16:24:50.789
7 -	31.128	96.9	45.197	88.6	23.895	113.9	1:40.220		87.40	1.047	16:26:31.009
8 -	30.897	97.1	44.686	***91.5***	***23.590***	114.1	***1:39.173***	**(1)**	***88.32***		***16:28:10.182***
9 -	30.773	97.1	***44.645***	90.4	24.596	113.9	1:40.014		87.58	0.841	16:29:50.196
10 -	30.785	98.1	44.863	90.8	24.203	***114.7***	1:39.851	**(3)**	87.72	0.678	16:31:30.047
11 -	***30.572***	***98.2***	45.296	88.6	23.849	113.1	1:39.717	**(2)**	87.84	0.544	16:33:09.764
12 -	31.199	97.2	44.665	86.4	24.027	112.9	1:39.891		87.69	0.718	16:34:49.655

P15 39 A Michael CONWAY Reynard SF79

IDEAL LAP TIME : 1:39.079 BEST LAP TIME : 1:39.937 DIFFERENCE : 0.858

LAP	SECTOR 1		SECTOR 2		SECTOR 3		LAP TIME		MPH	DIFF	TIME OF DAY
1 -		93.2	45.893	86.7	24.417	115.5	1:51.197		78.77	11.260	16:16:23.855
2 -	31.096	98.2	45.389	85.5	24.523	115.1	1:41.008		86.72	1.071	16:18:04.863
3 -	31.246	97.3	45.502	88.5	24.333	114.9	1:41.081		86.66	1.144	16:19:45.944
4 -	30.921	97.3	44.768	84.7	24.401	114.3	1:40.090	**(3)**	87.51	0.153	16:21:26.034
5 -	31.158	96.5	45.889	84.2	24.779	114.1	1:41.826		86.02	1.889	16:23:07.860
6 -	***30.544***	98.8	45.188	82.9	24.458	115.1	1:40.190		87.43	0.253	16:24:48.050
7 -	30.686	96.9	44.645	85.9	25.375	114.1	1:40.706		86.98	0.769	16:26:28.756
8 -	31.270	95.8	***44.627***	86.8	24.443	115.3	1:40.340		87.30	0.403	16:28:09.096
9 -	30.720	98.2	45.364	85.3	24.467	115.7	1:40.551		87.11	0.614	16:29:49.647
10 -	30.858	***98.9***	44.872	86.8	24.280	***115.9***	1:40.010	**(2)**	87.58	0.073	16:31:29.657
11 -	30.656	97.6	46.197	88.5	***23.908***	115.1	1:40.761		86.93	0.824	16:33:10.418
12 -	31.168	97.9	44.786	***89.9***	23.983	114.9	***1:39.937***	**(1)**	***87.65***		***16:34:50.355***

Weather / Track : Sunny / Dry

Brands Hatch GP: 2.4332 miles
Date: 09/07/2022 Start: 16:14 Finish: 16:33

HSCC Historic Formula Ford 2000 Championship

RACE 4 - SECTOR ANALYSIS

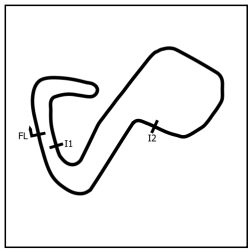

SECTOR 1 = FL to I1, SECTOR 2 = I1 to I2, SECTOR 3 = I2 to FL, DIFF = Difference To Personal Best Lap, P = Crossed Finish Line in Pit Lane, D = Time Disallowed

P16 26 A Jonathan ROSE Reynard SF79

IDEAL LAP TIME : 1:39.277 BEST LAP TIME : 1:39.547 DIFFERENCE : 0.270

LAP	SECTOR 1		SECTOR 2		SECTOR 3		LAP TIME		MPH	DIFF	TIME OF DAY
1 -		90.5	46.811	84.2	24.344	113.9	1:51.726		78.40	12.179	16:16:24.384
2 -	31.468	97.5	45.265	82.0	24.250	113.9	1:40.983		86.74	1.436	16:18:05.367
3 -	31.461	98.3	45.523	85.7	24.143	114.7	1:41.127		86.62	1.580	16:19:46.494
4 -	31.646	***99.2***	45.079	82.9	24.024	114.5	1:40.749		86.94	1.202	16:21:27.243
5 -	***30.855***	98.9	45.854	82.1	24.875	112.9	1:41.584		86.23	2.037	16:23:08.827
6 -	31.733	97.2	45.588	85.4	24.704	112.7	1:42.025		85.85	2.478	16:24:50.852
7 -	31.575	98.2	45.103	87.6	23.758	114.1	1:40.436		87.21	0.889	16:26:31.288
8 -	31.047	98.3	44.833	87.4	***23.667***	113.9	***1:39.547***	**(1)**	***87.99***		***16:28:10.835***
9 -	31.480	98.2	***44.755***	87.4	23.898	***115.5***	1:40.133		87.48	0.586	16:29:50.968
10 -	30.867	98.5	45.145	83.6	23.781	114.3	1:39.793	**(3)**	87.78	0.246	16:31:30.761
11 -	31.167	97.9	45.200	***88.0***	24.036	112.5	1:40.403		87.24	0.856	16:33:11.164
12 -	31.160	98.1	44.897	86.8	23.675	115.1	1:39.732	**(2)**	87.83	0.185	16:34:50.896

P17 45 C John STAPLETON Tui BH2

IDEAL LAP TIME : 1:39.388 BEST LAP TIME : 1:39.707 DIFFERENCE : 0.319

LAP	SECTOR 1		SECTOR 2		SECTOR 3		LAP TIME		MPH	DIFF	TIME OF DAY
1 -		86.9	46.461	80.0	24.796	***112.7***	1:52.927		77.57	13.220	16:16:25.585
2 -	31.577	***95.7***	44.969	85.3	24.232	112.0	1:40.778		86.92	1.071	16:18:06.363
3 -	31.566	***95.7***	45.163	90.3	24.459	110.9	1:41.188		86.56	1.481	16:19:47.551
4 -	31.379	94.2	45.260	86.8	24.504	109.2	1:41.143		86.60	1.436	16:21:28.694
5 -	31.380	92.8	44.710	87.1	24.372	110.3	1:40.462		87.19	0.755	16:23:09.156
6 -	31.663	95.5	45.889	79.7	24.912	111.6	1:42.464		85.49	2.757	16:24:51.620
7 -	31.597	94.7	45.292	90.1	***23.939***	111.6	1:40.828		86.87	1.121	16:26:32.448
8 -	31.302	94.2	***44.279***	***90.4***	24.126	111.6	***1:39.707***	**(1)**	***87.85***		***16:28:12.155***
9 -	31.510	93.5	44.571	89.5	24.125	112.0	1:40.206		87.41	0.499	16:29:52.361
10 -	***31.170***	93.8	44.692	88.4	23.992	112.4	1:39.854	**(2)**	87.72	0.147	16:31:32.215
11 -	31.244	93.7	45.752	90.0	24.288	111.4	1:41.284		86.48	1.577	16:33:13.499
12 -	31.447	93.9	44.380	88.6	24.100	110.9	1:39.927	**(3)**	87.66	0.220	16:34:53.426

P18 33 A Nick HARYETT Reynard SF79

IDEAL LAP TIME : 1:39.313 BEST LAP TIME : 1:39.784 DIFFERENCE : 0.471

LAP	SECTOR 1		SECTOR 2		SECTOR 3		LAP TIME		MPH	DIFF	TIME OF DAY
1 -		89.2	46.715	80.0	24.754	111.1	1:53.324		77.29	13.540	16:16:25.982
2 -	31.565	92.4	45.060	81.2	24.428	111.6	1:41.053		86.68	1.269	16:18:07.035
3 -	31.332	93.2	45.872	87.6	24.257	112.0	1:41.461		86.33	1.677	16:19:48.496
4 -	31.086	***95.3***	45.725	88.6	24.587	111.4	1:41.398		86.39	1.614	16:21:29.894
5 -	31.014	***95.3***	45.248	83.4	24.284	111.6	1:40.546		87.12	0.762	16:23:10.440
6 -	31.062	93.7	45.357	75.4	24.931	***114.1***	1:41.350		86.43	1.566	16:24:51.790
7 -	31.821	92.5	45.436	89.4	23.990	113.3	1:41.247		86.51	1.463	16:26:33.037
8 -	31.116	93.9	***44.339***	***90.9***	24.329	112.5	***1:39.784***	**(1)**	***87.78***		***16:28:12.821***
9 -	31.057	92.8	44.892	87.7	23.999	113.7	1:39.948	**(2)**	87.64	0.164	16:29:52.769
10 -	32.019	94.6	44.571	83.3	***23.967***	113.3	1:40.557		87.11	0.773	16:31:33.326
11 -	***31.007***	95.0	45.195	86.8	24.247	112.7	1:40.449		87.20	0.665	16:33:13.775
12 -	31.447	94.7	44.536	89.5	24.009	112.5	1:39.992	**(3)**	87.60	0.208	16:34:53.767

HSCC Historic Formula Ford 2000 Championship

RACE 4 - SECTOR ANALYSIS

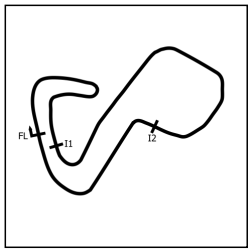

SECTOR 1 = FL to I1, SECTOR 2 = I1 to I2, SECTOR 3 = I2 to FL, DIFF = Difference To Personal Best Lap, P = Crossed Finish Line in Pit Lane, D = Time Disallowed

P19 4 A Steve FARRELL Reynard SF79

IDEAL LAP TIME : 1:38.805 BEST LAP TIME : 1:39.249 DIFFERENCE : 0.444

LAP	SECTOR 1		SECTOR 2		SECTOR 3		LAP TIME		MPH	DIFF	TIME OF DAY
1 -		88.7	46.678	79.7	24.761	111.2	1:52.651		77.76	13.402	16:16:25.309
2 -	30.860	95.5	45.396	78.8	24.146	113.3	1:40.402		87.24	1.153	16:18:05.711
3 -	31.585	95.5	45.398	81.3	24.186	112.7	1:41.169		86.58	1.920	16:19:46.880
4 -	30.780	97.5	***44.571***	80.9	24.181	112.2	1:39.532	**(3)**	88.01	0.283	16:21:26.412
5 -	31.113	95.0	45.994	83.0	25.124	110.1	1:42.231		85.68	2.982	16:23:08.643
6 -	30.987	97.2	46.920	78.9	24.636	110.7	1:42.543		85.42	3.294	16:24:51.186
7 -	32.807	92.6	46.068	83.7	23.846	112.5	1:42.721		85.27	3.472	16:26:33.907
8 -	30.666	96.5	44.794	84.9	23.789	112.7	***1:39.249***	**(1)**	***88.26***		***16:28:13.156***
9 -	30.966	96.1	45.134	84.6	24.105	***114.5***	1:40.205		87.41	0.956	16:29:53.361
10 -	***30.588***	***98.2***	45.032	82.7	23.818	113.1	1:39.438	**(2)**	88.09	0.189	16:31:32.799
11 -	30.863	98.1	46.650	***86.1***	23.947	113.1	1:41.460		86.33	2.211	16:33:14.259
12 -	31.210	93.2	45.175	85.2	***23.646***	110.5	1:40.031		87.57	0.782	16:34:54.290

P20 75 A Colin WRIGHT Reynard SF79

IDEAL LAP TIME : 1:40.113 BEST LAP TIME : 1:40.463 DIFFERENCE : 0.350

LAP	SECTOR 1		SECTOR 2		SECTOR 3		LAP TIME		MPH	DIFF	TIME OF DAY
1 -		95.7	45.082	***84.6***	25.062	113.1	1:49.652		79.88	9.189	16:16:22.310
2 -	31.520	97.3	***44.657***	81.4	24.547	114.3	1:40.724	**(3)**	86.96	0.261	16:18:03.034
3 -	31.333	97.8	44.692	76.5	***24.438***	114.3	***1:40.463***	**(1)**	***87.19***		***16:19:43.497***
4 -	31.495	98.3	45.007	79.0	24.765	113.3	1:41.267		86.50	0.804	16:21:24.764
5 -	31.087	***98.5***	56.391	76.0	24.622	114.5	1:52.100		78.14	11.637	16:23:16.864
6 -	31.799	92.8	45.187	77.9	24.932	113.7	1:41.918		85.94	1.455	16:24:58.782
7 -	***31.018***	96.8	44.875	80.2	24.646	114.1	1:40.539	**(2)**	87.12	0.076	16:26:39.321
8 -	31.255	97.5	45.760	77.1	24.521	114.3	1:41.536		86.27	1.073	16:28:20.857
9 -	31.083	96.0	45.098	79.0	24.655	***114.7***	1:40.836		86.87	0.373	16:30:01.693
10 -	31.438	93.7	45.484	80.2	24.719	114.3	1:41.641		86.18	1.178	16:31:43.334
11 -	31.285	97.3	45.483	76.3	25.503	113.5	1:42.271		85.65	1.808	16:33:25.605

P21 44 A Robert PEARSON Royale RP30

IDEAL LAP TIME : 1:41.350 BEST LAP TIME : 1:41.350 DIFFERENCE : 0.000

LAP	SECTOR 1		SECTOR 2		SECTOR 3		LAP TIME		MPH	DIFF	TIME OF DAY
1 -		90.9	48.006	83.4	25.129	***114.3***	1:55.579		75.79	14.229	16:16:28.237
2 -	31.765	94.1	46.543	78.3	25.034	113.3	1:43.342		84.76	1.992	16:18:11.579
3 -	32.186	92.5	46.184	77.7	24.375	113.3	1:42.745		85.25	1.395	16:19:54.324
4 -	31.455	93.3	46.264	***83.9***	24.468	112.9	1:42.187	**(3)**	85.72	0.837	16:21:36.511
5 -	31.564	91.8	46.906	76.6	24.685	112.5	1:43.155		84.91	1.805	16:23:19.666
6 -	31.673	92.8	46.456	76.7	24.815	113.7	1:42.944		85.09	1.594	16:25:02.610
7 -	31.521	***94.2***	46.173	78.3	24.593	113.1	1:42.287		85.63	0.937	16:26:44.897
8 -	31.657	93.2	45.833	79.1	24.343	113.7	1:41.833	**(2)**	86.02	0.483	16:28:26.730
9 -	31.589	92.1	45.997	82.3	24.780	113.1	1:42.366		85.57	1.016	16:30:09.096
10 -	***31.436***	93.2	***45.640***	81.9	***24.274***	***114.3***	***1:41.350***	**(1)**	***86.43***		***16:31:50.446***
11 -	31.681	93.5	46.056	78.9	24.764	113.3	1:42.501		85.46	1.151	16:33:32.947

P22 85 B Stephen COLLYER Crossle 33F

IDEAL LAP TIME : 1:41.349 BEST LAP TIME : 1:41.804 DIFFERENCE : 0.455

LAP	SECTOR 1		SECTOR 2		SECTOR 3		LAP TIME		MPH	DIFF	TIME OF DAY
1 -		93.7	47.381	79.3	25.318	***114.3***	1:56.558		75.15	14.754	16:16:29.216
2 -	32.377	90.1	47.136	81.0	24.862	114.1	1:44.375		83.92	2.571	16:18:13.591
3 -	32.582	89.5	46.894	79.0	24.615	113.5	1:44.091		84.15	2.287	16:19:57.682
4 -	32.244	94.6	46.532	80.2	24.480	112.9	1:43.256		84.83	1.452	16:21:40.938
5 -	32.099	***96.2***	47.659	80.6	24.601	112.2	1:44.359		83.93	2.555	16:23:25.297
6 -	***31.408***	94.7	45.872	82.0	24.635	112.0	1:41.915	**(2)**	85.95	0.111	16:25:07.212
7 -	31.790	96.1	46.578	82.9	24.636	111.4	1:43.004		85.04	1.200	16:26:50.216
8 -	31.952	95.1	46.058	85.0	24.461	112.7	1:42.471	**(3)**	85.48	0.667	16:28:32.687
9 -	31.863	94.9	***45.568***	87.3	***24.373***	111.8	***1:41.804***	**(1)**	***86.04***		***16:30:14.491***
10 -	32.553	93.0	45.604	87.3	24.589	112.2	1:42.746		85.25	0.942	16:31:57.237
11 -	33.444	89.3	45.615	***88.1***	24.590	110.9	1:43.649		84.51	1.845	16:33:40.886

Weather / Track : Sunny / Dry

Brands Hatch GP: 2.4332 miles
Date: 09/07/2022 Start: 16:14 Finish: 16:33

HSCC Historic Formula Ford 2000 Championship

RACE 4 - SECTOR ANALYSIS

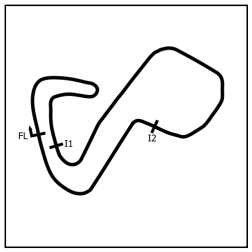

SECTOR 1 = FL to I1, SECTOR 2 = I1 to I2, SECTOR 3 = I2 to FL, DIFF = Difference To Personal Best Lap, P = Crossed Finish Line in Pit Lane, D = Time Disallowed

P23 49 A John WILKINSON — Reynard SF79

IDEAL LAP TIME : 1:41.708 BEST LAP TIME : 1:42.267 DIFFERENCE : 0.559

LAP	SECTOR 1		SECTOR 2		SECTOR 3		LAP TIME	MPH	DIFF	TIME OF DAY
1 -		89.7	48.184	83.2	24.884	***114.7***	1:55.120	76.09	12.853	16:16:27.778
2 -	31.570	95.1	48.623	78.5	24.928	113.7	1:45.121	83.33	2.854	16:18:12.899
3 -	31.840	97.5	47.356	84.8	24.645	112.9	1:43.841	84.35	1.574	16:19:56.740
4 -	31.538	97.9	46.994	83.2	***24.473***	112.7	1:43.005 **(2)**	85.04	0.738	16:21:39.745
5 -	31.658	96.9	46.714	83.5	24.656	113.1	1:43.028 **(3)**	85.02	0.761	16:23:22.773
6 -	31.847	97.1	47.124	84.7	25.343	112.5	1:44.314	83.97	2.047	16:25:07.087
7 -	32.364	97.8	46.918	84.8	24.642	113.7	1:43.924	84.29	1.657	16:26:51.011
8 -	31.987	97.8	46.476	85.4	24.736	113.9	1:43.199	84.88	0.932	16:28:34.210
9 -	***31.334***	98.1	46.133	87.8	24.800	112.7	***1:42.267*** **(1)**	***85.65***		***16:30:16.477***
10 -	32.193	***98.2***	46.242	87.3	25.218	113.3	1:43.653	84.51	1.386	16:32:00.130
11 -	33.293	93.0	***45.901***	***89.3***	24.681	114.1	1:43.875	84.33	1.608	16:33:44.005

P24 79 A Andy LANGRIDGE — Reynard SF78

IDEAL LAP TIME : 1:42.133 BEST LAP TIME : 1:42.373 DIFFERENCE : 0.240

LAP	SECTOR 1		SECTOR 2		SECTOR 3		LAP TIME	MPH	DIFF	TIME OF DAY
1 -		92.5	47.733	80.4	25.257	112.9	1:56.194	75.38	13.821	16:16:28.852
2 -	32.464	93.4	47.020	78.2	25.039	113.1	1:44.523	83.80	2.150	16:18:13.375
3 -	32.494	94.2	46.842	79.0	24.773	112.0	1:44.109	84.14	1.736	16:19:57.484
4 -	32.053	95.0	46.377	87.2	24.745	112.4	1:43.175	84.90	0.802	16:21:40.659
5 -	32.307	94.2	48.092	84.5	24.818	113.1	1:45.217	83.25	2.844	16:23:25.876
6 -	***31.914***	94.7	46.032	80.2	***24.427***	***114.1***	***1:42.373*** **(1)**	***85.56***		***16:25:08.249***
7 -	31.994	95.1	46.601	75.5	24.464	113.1	1:43.059 **(2)**	84.99	0.686	16:26:51.308
8 -	32.564	94.7	45.983	80.5	24.746	113.1	1:43.293	84.80	0.920	16:28:34.601
9 -	31.962	***95.3***	***45.792***	82.3	25.788	113.1	1:43.542	84.60	1.169	16:30:18.143
10 -	32.491	93.3	46.639	69.6	24.560	113.9	1:43.690	84.48	1.317	16:32:01.833
11 -	32.593	92.5	45.798	***89.7***	24.735	111.6	1:43.126 **(3)**	84.94	0.753	16:33:44.959

P25 77 A Dave MANNING — Delta T79

IDEAL LAP TIME : 1:41.385 BEST LAP TIME : 1:42.285 DIFFERENCE : 0.900

LAP	SECTOR 1		SECTOR 2		SECTOR 3		LAP TIME	MPH	DIFF	TIME OF DAY
1 -		83.6	47.459	79.5	25.093	112.5	1:58.300	74.04	16.015	16:16:30.958
2 -	32.586	89.1	46.533	79.2	24.767	***114.1***	1:43.886	84.32	1.601	16:18:14.844
3 -	32.558	93.0	46.894	80.8	25.048	112.4	1:44.500	83.82	2.215	16:19:59.344
4 -	31.889	85.1	46.827	84.4	25.325	112.4	1:44.041	84.19	1.756	16:21:43.385
5 -	32.128	91.8	46.231	80.3	24.992	111.8	1:43.351	84.75	1.066	16:23:26.736
6 -	33.065	92.6	47.156	80.8	24.836	112.7	1:45.057	83.38	2.772	16:25:11.793
7 -	32.253	92.6	46.409	81.8	24.985	112.4	1:43.647	84.51	1.362	16:26:55.440
8 -	32.110	91.6	46.220	81.7	25.587	111.1	1:43.917	84.29	1.632	16:28:39.357
9 -	32.120	93.2	***45.139***	84.4	25.181	111.6	1:42.440 **(2)**	85.51	0.155	16:30:21.797
10 -	31.956	88.6	46.335	***86.5***	24.913	110.7	1:43.204 **(3)**	84.87	0.919	16:32:05.001
11 -	***31.554***	***93.3***	46.039	79.7	***24.692***	112.0	***1:42.285*** **(1)**	***85.64***		***16:33:47.286***

P26 60 B Paul HUBBARD — Van Diemen RF78

IDEAL LAP TIME : 1:41.392 BEST LAP TIME : 1:42.083 DIFFERENCE : 0.691

LAP	SECTOR 1		SECTOR 2		SECTOR 3		LAP TIME	MPH	DIFF	TIME OF DAY
1 -		86.8	48.106	84.7	25.209	***113.3***	1:57.885	74.30	15.802	16:16:30.543
2 -	32.281	82.7	47.779	82.5	24.552	109.2	1:44.612	83.73	2.529	16:18:15.155
3 -	32.627	89.1	46.922	81.8	24.918	112.2	1:44.467	83.85	2.384	16:19:59.622
4 -	31.899	88.5	47.248	85.2	24.779	110.9	1:43.926	84.28	1.843	16:21:43.548
5 -	32.384	91.5	46.672	87.0	24.727	112.4	1:43.783	84.40	1.700	16:23:27.331
6 -	***31.488***	***94.1***	47.302	82.2	25.012	111.4	1:43.802	84.38	1.719	16:25:11.133
7 -	31.869	92.6	46.840	84.5	24.815	111.4	1:43.524	84.61	1.441	16:26:54.657
8 -	31.822	91.6	46.981	84.0	26.034	112.0	1:44.837	83.55	2.754	16:28:39.494
9 -	32.488	92.9	***45.590***	86.2	24.363	111.8	1:42.441 **(2)**	85.51	0.358	16:30:21.935
10 -	32.391	91.5	46.711	***89.4***	***24.314***	112.5	1:43.416 **(3)**	84.70	1.333	16:32:05.351
11 -	31.543	91.0	46.179	82.4	24.361	112.5	***1:42.083*** **(1)**	***85.81***		***16:33:47.434***

Weather / Track : Sunny / Dry

Brands Hatch GP: 2.4332 miles
Date: 09/07/2022 Start: 16:14 Finish: 16:33

HSCC Historic Formula Ford 2000 Championship

RACE 4 - SECTOR ANALYSIS

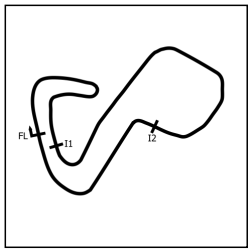

SECTOR 1 = FL to I1, SECTOR 2 = I1 to I2, SECTOR 3 = I2 to FL, DIFF = Difference To Personal Best Lap, P = Crossed Finish Line in Pit Lane, D = Time Disallowed

P27 99 A Geoff O'NION Reynard SF77

IDEAL LAP TIME : 1:41.769 BEST LAP TIME : 1:41.983 DIFFERENCE : 0.214

LAP	SECTOR 1		SECTOR 2		SECTOR 3		LAP TIME	MPH	DIFF	TIME OF DAY
1 -		90.1	48.470	84.3	25.074	***111.4***	1:57.329	74.66	15.346	16:16:29.987
2 -	32.601	89.2	46.991	81.2	25.078	110.5	1:44.670	83.69	2.687	16:18:14.657
3 -	32.212	91.6	46.993	85.7	25.212	109.4	1:44.417	83.89	2.434	16:19:59.074
4 -	32.000	90.5	46.688	86.0	25.461	109.2	1:44.149	84.10	2.166	16:21:43.223
5 -	33.343	90.5	46.391	84.0	25.085	110.3	1:44.819	83.57	2.836	16:23:28.042
6 -	32.103	90.6	46.999	83.0	26.074	108.4	1:45.176	83.28	3.193	16:25:13.218
7 -	32.296	91.6	45.955	84.8	24.685	***111.4***	1:42.936 **(2)**	85.09	0.953	16:26:56.154
8 -	32.511	***92.4***	46.814	85.3	25.397	109.2	1:44.722	83.64	2.739	16:28:40.876
9 -	31.786	91.5	***45.528***	***90.8***	***24.669***	110.7	***1:41.983*** **(1)**	***85.89***		***16:30:22.859***
10 -	32.180	90.6	50.523	85.5	24.900	109.8	1:47.603	81.40	5.620	16:32:10.462
11 -	***31.572***	91.8	46.716	87.9	24.921	109.2	1:43.209 **(3)**	84.87	1.226	16:33:53.671

P28 29 A John CONWAY Royale RP27

IDEAL LAP TIME : 1:41.635 BEST LAP TIME : 1:42.864 DIFFERENCE : 1.229

LAP	SECTOR 1		SECTOR 2		SECTOR 3		LAP TIME	MPH	DIFF	TIME OF DAY
1 -		85.7	48.637	80.5	25.057	113.9	1:59.148	73.52	16.284	16:16:31.806
2 -	32.063	85.9	47.150	80.2	25.063	***114.1***	1:44.276	84.00	1.412	16:18:16.082
3 -	32.349	88.4	46.676	78.0	25.287	112.5	1:44.312	83.97	1.448	16:20:00.394
4 -	31.794	***94.9***	47.010	81.9	24.756	111.8	1:43.560 **(3)**	84.58	0.696	16:21:43.954
5 -	32.814	85.4	47.034	83.9	***24.481***	***114.1***	1:44.329	83.96	1.465	16:23:28.283
6 -	32.262	93.8	47.395	80.2	25.042	111.4	1:44.699	83.66	1.835	16:25:12.982
7 -	***31.443***	91.6	46.644	79.8	24.777	110.3	***1:42.864*** **(1)**	***85.15***		***16:26:55.846***
8 -	32.500	90.3	47.633	78.7	25.172	112.4	1:45.305	83.18	2.441	16:28:41.151
9 -	32.122	91.0	***45.711***	***84.7***	25.369	106.3	1:43.202 **(2)**	84.88	0.338	16:30:24.353
10 -	33.713	90.4	48.120	75.9	25.632	103.8	1:47.465	81.51	4.601	16:32:11.818
11 -	32.696	85.9	46.287	81.3	25.680	101.6	1:44.663	83.69	1.799	16:33:56.481

Weather / Track : Sunny / Dry

Brands Hatch GP: 2.4332 miles
Date: 09/07/2022 Start: 16:14 Finish: 16:33

HSCC Historic Formula Ford 2000 Championship

RACE 4 - BEST SECTORS

SECTOR 1				SECTOR 2				SECTOR 3			
POS	NO	NAME	TIME	NO	NAME	TIME	NO	NAME	TIME
1	2	SIMMS	29.076	2	SIMMS	41.222	2	SIMMS	22.484
2	41	MERCER	29.214	8	FENNYMORE	41.322	8	FENNYMORE	22.581
3	8	FENNYMORE	29.283	41	MERCER	41.567	41	MERCER	22.607
4	9	PEARSON	29.422	9	PEARSON	41.996	9	PEARSON	22.633
5	69	REYNARD	29.568	72	STORER	42.272	72	STORER	22.921
6	37	BANKHURST	29.625	37	BANKHURST	42.416	37	BANKHURST	22.934
7	97	COOPER	29.841	90	GLASSWELL	42.421	90	GLASSWELL	23.001
8	90	GLASSWELL	30.033	97	COOPER	42.567	6	COLEMAN	23.051
9	72	STORER	30.036	6	COLEMAN	42.686	69	REYNARD	23.126
10	6	COLEMAN	30.102	69	REYNARD	42.694	97	COOPER	23.223
11	66	LANGRIDGE	30.232	66	LANGRIDGE	43.150	66	LANGRIDGE	23.467
12	39	CONWAY	30.544	55	FINCH	43.230	15	THOMPSON	23.590
13	15	THOMPSON	30.572	28	COLLINS	43.424	28	COLLINS	23.623
14	28	COLLINS	30.579	45	STAPLETON	44.279	4	FARRELL	23.646
15	55	FINCH	30.582	33	HARYETT	44.339	26	ROSE	23.667
16	4	FARRELL	30.588	4	FARRELL	44.571	55	FINCH	23.737
17	26	ROSE	30.855	39	CONWAY	44.627	39	CONWAY	23.908
18	33	HARYETT	31.007	15	THOMPSON	44.645	45	STAPLETON	23.939
19	75	WRIGHT	31.018	75	WRIGHT	44.657	33	HARYETT	23.967
20	45	STAPLETON	31.170	26	ROSE	44.755	44	PEARSON	24.274
21	49	WILKINSON	31.334	77	MANNING	45.139	60	HUBBARD	24.314
22	85	COLLYER	31.408	99	O'NION	45.528	85	COLLYER	24.373
23	44	PEARSON	31.436	85	COLLYER	45.568	79	LANGRIDGE	24.427
24	29	CONWAY	31.443	60	HUBBARD	45.590	75	WRIGHT	24.438
25	60	HUBBARD	31.488	44	PEARSON	45.640	49	WILKINSON	24.473
26	77	MANNING	31.554	29	CONWAY	45.711	29	CONWAY	24.481
27	99	O'NION	31.572	79	LANGRIDGE	45.792	99	O'NION	24.669
28	79	LANGRIDGE	31.914	49	WILKINSON	45.901	77	MANNING	24.692

IDEAL / BEST COMPARISON					
POS	NO	NAME	IDEAL	BEST	DIFF
		PERFECT LAP	1:32.782		
1	2	SIMMS	1:32.782	1:32.947	0.165
2	8	FENNYMORE	1:33.186	1:33.262	0.076
3	41	MERCER	1:33.388	1:33.727	0.339
4	9	PEARSON	1:34.051	1:34.193	0.142
5	37	BANKHURST	1:34.975	1:35.201	0.226
6	72	STORER	1:35.229	1:35.276	0.047
7	69	REYNARD	1:35.388	1:35.528	0.140
8	90	GLASSWELL	1:35.455	1:35.609	0.154
9	97	COOPER	1:35.631	1:36.145	0.514
10	6	COLEMAN	1:35.839	1:36.171	0.332
11	66	LANGRIDGE	1:36.849	1:36.915	0.066
12	55	FINCH	1:37.549	1:37.676	0.127
13	28	COLLINS	1:37.626	1:37.819	0.193
14	4	FARRELL	1:38.805	1:39.249	0.444
15	15	THOMPSON	1:38.807	1:39.173	0.366
16	39	CONWAY	1:39.079	1:39.937	0.858
17	26	ROSE	1:39.277	1:39.547	0.270
18	33	HARYETT	1:39.313	1:39.784	0.471
19	45	STAPLETON	1:39.388	1:39.707	0.319
20	75	WRIGHT	1:40.113	1:40.463	0.350
21	85	COLLYER	1:41.349	1:41.804	0.455
22	44	PEARSON	1:41.350	1:41.350	0.000
23	77	MANNING	1:41.385	1:42.285	0.900
24	60	HUBBARD	1:41.392	1:42.083	0.691
25	29	CONWAY	1:41.635	1:42.864	1.229
26	49	WILKINSON	1:41.708	1:42.267	0.559
27	99	O'NION	1:41.769	1:41.983	0.214
28	79	LANGRIDGE	1:42.133	1:42.373	0.240

Weather / Track : Sunny / Dry

Brands Hatch GP: 2.4332 miles
Date: 09/07/2022 Start: 16:14 Finish: 16:33

Results can be found at www.tsl-timing.com

Printed - 16:37 Saturday, 09 July 2022

HSCC Historic Formula Ford 2000 Championship

RACE 4 - BEST SPEEDS

	INTERMEDIATE 1			INTERMEDIATE 2			FINISH LINE		
POS	NO	NAME	MPH	NO	NAME	MPH	NO	NAME	MPH
1	**8**	FENNYMORE	**101.0**	**8**	FENNYMORE	**98.6**	**72**	STORER	**117.7**
2	**72**	STORER	**101.0**	**37**	BANKHURST	**97.9**	**8**	FENNYMORE	**117.1**
3	**2**	SIMMS	**100.4**	**41**	MERCER	**96.9**	**90**	GLASSWELL	**117.1**
4	**69**	REYNARD	**100.3**	**9**	PEARSON	**96.5**	**2**	SIMMS	**116.7**
5	**90**	GLASSWELL	**100.1**	**72**	STORER	**96.5**	**9**	PEARSON	**116.7**
6	**97**	COOPER	**99.8**	**6**	COLEMAN	**95.1**	**69**	REYNARD	**116.5**
7	**41**	MERCER	**99.4**	**69**	REYNARD	**94.6**	**97**	COOPER	**116.3**
8	**6**	COLEMAN	**99.4**	**90**	GLASSWELL	**94.1**	**41**	MERCER	**116.1**
9	**26**	ROSE	**99.2**	**2**	SIMMS	**93.0**	**6**	COLEMAN	**116.1**
10	**37**	BANKHURST	**99.1**	**97**	COOPER	**92.8**	**39**	CONWAY	**115.9**
11	**39**	CONWAY	**98.9**	**55**	FINCH	**92.6**	**55**	FINCH	**115.5**
12	**55**	FINCH	**98.8**	**66**	LANGRIDGE	**91.9**	**26**	ROSE	**115.5**
13	**9**	PEARSON	**98.6**	**15**	THOMPSON	**91.5**	**37**	BANKHURST	**115.1**
14	**66**	LANGRIDGE	**98.5**	**33**	HARYETT	**90.9**	**28**	COLLINS	**115.1**
15	**28**	COLLINS	**98.5**	**99**	O'NION	**90.8**	**15**	THOMPSON	**114.7**
16	**75**	WRIGHT	**98.5**	**45**	STAPLETON	**90.4**	**75**	WRIGHT	**114.7**
17	**15**	THOMPSON	**98.2**	**39**	CONWAY	**89.9**	**49**	WILKINSON	**114.7**
18	**4**	FARRELL	**98.2**	**79**	LANGRIDGE	**89.7**	**4**	FARRELL	**114.5**
19	**49**	WILKINSON	**98.2**	**60**	HUBBARD	**89.4**	**66**	LANGRIDGE	**114.3**
20	**85**	COLLYER	**96.2**	**49**	WILKINSON	**89.3**	**44**	PEARSON	**114.3**
21	**45**	STAPLETON	**95.7**	**85**	COLLYER	**88.1**	**85**	COLLYER	**114.3**
22	**33**	HARYETT	**95.3**	**26**	ROSE	**88.0**	**33**	HARYETT	**114.1**
23	**79**	LANGRIDGE	**95.3**	**28**	COLLINS	**86.8**	**79**	LANGRIDGE	**114.1**
24	**29**	CONWAY	**94.9**	**77**	MANNING	**86.5**	**77**	MANNING	**114.1**
25	**44**	PEARSON	**94.2**	**4**	FARRELL	**86.1**	**29**	CONWAY	**114.1**
26	**60**	HUBBARD	**94.1**	**29**	CONWAY	**84.7**	**60**	HUBBARD	**113.3**
27	**77**	MANNING	**93.3**	**75**	WRIGHT	**84.6**	**45**	STAPLETON	**112.7**
28	**99**	O'NION	**92.4**	**44**	PEARSON	**83.9**	**99**	O'NION	**111.4**

Weather / Track : Sunny / Dry

Brands Hatch GP: 2.4332 miles
Date: 09/07/2022 Start: 16:14 Finish: 16:33

Results can be found at www.tsl-timing.com

Printed - 16:37 Saturday, 09 July 2022

HSCC Historic Formula Ford 2000 Championship

RACE 4 - STATISTICS

Competitors Started	28
Planned Start	2022-07-09 @ 15:40:00.000
Actual Start	2022-07-09 @ 16:14:32.657
Finish Time	2022-07-09 @ 16:33:24.268
Track Length	2.4332mi.
Total Laps	327
Total Distance Covered	795.6856mi.

Session Fastest Lap History

NO	CL	NAME	LAP TIME	TIME OF DAY	LAP	VEHICLE
2	A	**Benn SIMMS**	**1:39.452**	16:16:12.121	1	Reynard SF77
2	A	**Benn SIMMS**	**1:33.949**	16:17:46.069	2	Reynard SF77
2	A	**Benn SIMMS**	**1:33.589**	16:19:19.659	3	Reynard SF77
2	A	**Benn SIMMS**	**1:33.189**	16:20:52.848	4	Reynard SF77
2	A	**Benn SIMMS**	**1:32.947**	16:23:59.172	6	Reynard SF77

Session Leader History

NO	CL	NAME	FROM LAP	LAPS LED	DISTANCE	VEHICLE
2	A	**Benn SIMMS**	1	12	29.19 miles	Reynard SF77

Flag History

TYPE	TIME OF DAY
GREEN	16:14:32.657
FINISH	16:33:24.268

Flag Statistics

TYPE	COUNT	TOTAL LAPS	TOTAL TIME
Green	1	12	21:00.582
Red	0	0	0.000
Safety Car	0	0	0.000
FCY	0	0	0.000

HSCC Historic Formula Ford 2000 Championship

RACE 4 - STATISTICS

CLASS : A

25 Starters

Fastest Lap History

NO	NAME	LAP TIME	TIME OF DAY	LAP	VEHICLE
2	**Benn SIMMS**	**1:39.452**	16:16:12.121	1	Reynard SF77
2	**Benn SIMMS**	**1:33.949**	16:17:46.069	2	Reynard SF77
2	**Benn SIMMS**	**1:33.589**	16:19:19.659	3	Reynard SF77
2	**Benn SIMMS**	**1:33.189**	16:20:52.848	4	Reynard SF77
2	**Benn SIMMS**	**1:32.947**	16:23:59.172	6	Reynard SF77

Leader History

NO	NAME	FROM LAP	LAPS LED	DISTANCE	VEHICLE
2	**Benn SIMMS**	1	12	29.19 miles	Reynard SF77

HSCC Historic Formula Ford 2000 Championship

RACE 4 - STATISTICS

CLASS : B

2 Starters

Fastest Lap History

NO	NAME	LAP TIME	TIME OF DAY	LAP	VEHICLE
85	**Stephen COLLYER**	**1:56.558**	16:16:29.231	1	Crossle 33F
85	**Stephen COLLYER**	**1:44.375**	16:18:13.606	2	Crossle 33F
85	**Stephen COLLYER**	**1:44.091**	16:19:57.696	3	Crossle 33F
85	**Stephen COLLYER**	**1:43.256**	16:21:40.952	4	Crossle 33F
85	**Stephen COLLYER**	**1:41.915**	16:25:07.226	6	Crossle 33F
85	**Stephen COLLYER**	**1:41.804**	16:30:14.505	9	Crossle 33F

Leader History

NO	NAME	FROM LAP	LAPS LED	DISTANCE	VEHICLE
85	**Stephen COLLYER**	1	11	26.76 miles	Crossle 33F

HSCC Historic Formula Ford 2000 Championship

RACE 4 - STATISTICS

CLASS : C

1 Starters

Fastest Lap History

NO	NAME	LAP TIME	TIME OF DAY	LAP	VEHICLE
45	**John STAPLETON**	**1:52.927**	16:16:25.593	1	Tui BH2
45	**John STAPLETON**	**1:40.778**	16:18:06.367	2	Tui BH2
45	**John STAPLETON**	**1:40.462**	16:23:09.164	5	Tui BH2
45	**John STAPLETON**	**1:39.707**	16:28:12.160	8	Tui BH2

Leader History

NO	NAME	FROM LAP	LAPS LED	DISTANCE	VEHICLE
45	**John STAPLETON**	1	12	29.19 miles	Tui BH2

Sheet No:	Issue Time:

HSCC Historic Formula Ford 2000 Championship

RACE 14 - GRID (20 minutes)

ROW 14	27	99	Geoff O'NION
ROW 13	25	77	Dave MANNING
ROW 12	23	49	John WILKINSON
ROW 11	21	44	Robert PEARSON
ROW 10	19	4	Steve FARRELL
ROW 9	17	45	John STAPLETON
ROW 8	15	39	Michael CONWAY
ROW 7	13	55	Jon FINCH
ROW 6	11	66	Adrian LANGRIDGE
ROW 5	9	97	Nathaniel COOPER
ROW 4	7	69	Adrian REYNARD
ROW 3	5	37	Lee BANKHURST
ROW 2	3	41	Marc MERCER
ROW 1	1	2	Benn SIMMS
			Pole

28	29	John CONWAY
26	60	Paul HUBBARD
24	79	Andy LANGRIDGE
22	85	Stephen COLLYER
20	75	Colin WRIGHT
18	33	Nick HARYETT
16	26	Jonathan ROSE
14	15	Anthony THOMPSON
12	28	Fraser COLLINS
10	6	Richard COLEMAN
8	72	Andrew STORER
6	90	Stephen GLASSWELL
4	9	Ian PEARSON
2	8	Graham FENNYMORE

Brands Hatch GP: 2.4332 miles

These results are provisional until the conclusion of any judicial and technical matters.

Clerk Of Course : Julian Floyd	Stewards :	Timekeeper : Nick Palmer

Sheet No:	Issue Time:

HSCC Historic Formula Ford 2000 Championship

RACE 14 - CLASSIFICATION - AMENDED

POS	NO	CL	PIC	NAME	ENTRY	LAPS	TIME	GAP	DIFF	MPH	BEST	ON
1	**41**	A	1	Marc MERCER	Reynard SF79	**11**	20:32.584			78.17	**1:33.404**	11
2	**8**	A	2	Graham FENNYMORE	Reynard SF78	**11**	20:33.053	**0.469**	0.469	78.14	**1:33.898**	10
3	**9**	A	3	Ian PEARSON	Royale RP30	**11**	20:35.311	**2.727**	2.258	78.00	**1:34.065**	10
4	**37**	A	4	Lee BANKHURST	Royale RP30	**11**	20:42.141	**9.557**	6.830	77.57	**1:34.990**	8
5	**69**	A	5	Adrian REYNARD	Reynard SF79	**11**	20:52.396	**19.812**	10.255	76.93	**1:36.266**	10
6	**97**	A	6	Nathaniel COOPER	Royale RP27	**11**	20:54.028	**21.444**	1.632	76.83	**1:35.888**	9
7	**6**	A	7	Richard COLEMAN	Reynard SF79	**11**	20:55.682	**23.098**	1.654	76.73	**1:36.082**	10
8	**55**	A	8	Jon FINCH	Reynard SF79	**11**	20:57.540	**24.956**	1.858	76.62	**1:36.371**	11
9	**90**	A	9	Stephen GLASSWELL	Reynard SF77	**11**	20:58.332	**25.748**	0.792	76.57	**1:36.456**	10
10	**66**	A	10	Adrian LANGRIDGE	Reynard SF78	**11**	20:59.584	**27.000**	1.252	76.50	**1:36.568**	9
11	**28**	A	11	Fraser COLLINS	Royale RP30	**11**	21:09.299	**36.715**	9.715	75.91	**1:37.823**	10
12	**72**	A	12	Andrew STORER	Reynard SF79	**11**	21:13.126	**40.542**	3.827	75.68	**1:35.828**	9
13	**75**	A	13	Colin WRIGHT	Reynard SF79	**11**	21:25.382	**52.798**	12.256	74.96	**1:40.131**	9
14	**26**	A	14	Jonathan ROSE	Reynard SF79	**11**	21:25.738	**53.154**	0.356	74.94	**1:40.062**	10
15	**39**	A	15	Michael CONWAY	Reynard SF79	**11**	21:29.938	**57.354**	4.200	74.69	**1:39.849**	9
16	**4**	A	16	Steve FARRELL	Reynard SF79	**11**	21:30.335	**57.751**	0.397	74.67	**1:40.168**	8
17	**44**	A	17	Robert PEARSON	Royale RP30	**11**	21:38.250	**1:05.666**	7.915	74.22	**1:41.894**	7
18	**85**	B	1	Stephen COLLYER	Crossle 33F	**11**	21:38.397	**1:05.813**	0.147	74.21	**1:41.269**	8
19	**49**	A	18	John WILKINSON	Reynard SF79	**11**	21:39.462	**1:06.878**	1.065	74.15	**1:41.337**	9
20	**33**	A	19	Nick HARYETT	Reynard SF79	**11**	21:40.985	**1:08.401**	1.523	74.06	**1:41.270**	9
21	**79**	A	20	Andy LANGRIDGE	Reynard SF78	**11**	21:43.620	**1:11.036**	2.635	73.91	**1:41.191**	10
22	**77**	A	21	Dave MANNING	Delta T79	**11**	21:49.396	**1:16.812**	5.776	73.58	**1:41.667**	10
23	**99**	A	22	Geoff O'NION	Reynard SF77	**11**	21:49.461	**1:16.877**	0.065	73.58	**1:41.973**	9
					NOT CLASSIFIED							
DNF	**29**	A		John CONWAY	Royale RP27	**9**	18:27.084	**2 Laps**	2 Laps	71.21	**1:42.094**	8
DNF	**60**	B		Paul HUBBARD	Van Diemen RF78	**4**	9:48.702	**7 Laps**	5 Laps	59.51	**1:51.264**	2
DNF	**15**	A		Anthony THOMPSON	Reynard SF79	**0**						
					NOT STARTED							
NS	**2**	A		Benn SIMMS	Reynard SF77							
NS	**45**	C		John STAPLETON	Tui BH2							
					FASTEST LAP							
	41	A		Marc MERCER	Reynard SF79	**11**	1:33.404	93.78 mph		150.93 kph		
	85	B		Stephen COLLYER	Crossle 33F	**8**	1:41.269	86.50 mph		139.20 kph		

***Car 8 - 2 second penalty - Regulations C2.1.1 & C2.3 refer.**

Race Distance: 11 Laps / 26.76 miles
Brands Hatch GP: 2.4332 miles
Date: 10/07/2022 Start: 15:28 Finish: 15:48

Weather / Track : Sunny / Dry
These results are provisional until the conclusion of any judicial and technical matters.

Clerk Of Course : Julian Floyd	Stewards :	Timekeeper : Nick Palmer

Sheet No:	Issue Time:

HSCC Historic Formula Ford 2000 Championship

RACE 14 - CLASSIFICATION

POS	NO	CL	PIC	NAME	ENTRY	LAPS	TIME	GAP	DIFF	MPH	BEST	ON
1	**8**	A	1	Graham FENNYMORE	Reynard SF78	**11**	20:31.053			78.27	**1:33.898**	10
2	**41**	A	2	Marc MERCER	Reynard SF79	**11**	20:32.584	**1.531**	1.531	78.17	**1:33.404**	11
3	**9**	A	3	Ian PEARSON	Royale RP30	**11**	20:35.311	**4.258**	2.727	78.00	**1:34.065**	10
4	**37**	A	4	Lee BANKHURST	Royale RP30	**11**	20:42.141	**11.088**	6.830	77.57	**1:34.990**	8
5	**69**	A	5	Adrian REYNARD	Reynard SF79	**11**	20:52.396	**21.343**	10.255	76.93	**1:36.266**	10
6	**97**	A	6	Nathaniel COOPER	Royale RP27	**11**	20:54.028	**22.975**	1.632	76.83	**1:35.888**	9
7	**6**	A	7	Richard COLEMAN	Reynard SF79	**11**	20:55.682	**24.629**	1.654	76.73	**1:36.082**	10
8	**55**	A	8	Jon FINCH	Reynard SF79	**11**	20:57.540	**26.487**	1.858	76.62	**1:36.371**	11
9	**90**	A	9	Stephen GLASSWELL	Reynard SF77	**11**	20:58.332	**27.279**	0.792	76.57	**1:36.456**	10
10	**66**	A	10	Adrian LANGRIDGE	Reynard SF78	**11**	20:59.584	**28.531**	1.252	76.50	**1:36.568**	9
11	**28**	A	11	Fraser COLLINS	Royale RP30	**11**	21:09.299	**38.246**	9.715	75.91	**1:37.823**	10
12	**72**	A	12	Andrew STORER	Reynard SF79	**11**	21:13.126	**42.073**	3.827	75.68	**1:35.828**	9
13	**75**	A	13	Colin WRIGHT	Reynard SF79	**11**	21:25.382	**54.329**	12.256	74.96	**1:40.131**	9
14	**26**	A	14	Jonathan ROSE	Reynard SF79	**11**	21:25.738	**54.685**	0.356	74.94	**1:40.062**	10
15	**39**	A	15	Michael CONWAY	Reynard SF79	**11**	21:29.938	**58.885**	4.200	74.69	**1:39.849**	9
16	**4**	A	16	Steve FARRELL	Reynard SF79	**11**	21:30.335	**59.282**	0.397	74.67	**1:40.168**	8
17	**44**	A	17	Robert PEARSON	Royale RP30	**11**	21:38.250	**1:07.197**	7.915	74.22	**1:41.894**	7
18	**85**	B	1	Stephen COLLYER	Crossle 33F	**11**	21:38.397	**1:07.344**	0.147	74.21	**1:41.269**	8
19	**49**	A	18	John WILKINSON	Reynard SF79	**11**	21:39.462	**1:08.409**	1.065	74.15	**1:41.337**	9
20	**33**	A	19	Nick HARYETT	Reynard SF79	**11**	21:40.985	**1:09.932**	1.523	74.06	**1:41.270**	9
21	**79**	A	20	Andy LANGRIDGE	Reynard SF78	**11**	21:43.620	**1:12.567**	2.635	73.91	**1:41.191**	10
22	**77**	A	21	Dave MANNING	Delta T79	**11**	21:49.396	**1:18.343**	5.776	73.58	**1:41.667**	10
23	**99**	A	22	Geoff O'NION	Reynard SF77	**11**	21:49.461	**1:18.408**	0.065	73.58	**1:41.973**	9
					NOT CLASSIFIED							
DNF	**29**	A		John CONWAY	Royale RP27	**9**	18:27.084	**2 Laps**	2 Laps	71.21	**1:42.094**	8
DNF	**60**	B		Paul HUBBARD	Van Diemen RF78	**4**	9:48.702	**7 Laps**	5 Laps	59.51	**1:51.264**	2
DNF	**15**	A		Anthony THOMPSON	Reynard SF79	**0**						
					NOT STARTED							
NS	**2**	A		Benn SIMMS	Reynard SF77							
NS	**45**	C		John STAPLETON	Tui BH2							
					FASTEST LAP							
	41	A		Marc MERCER	Reynard SF79	**11**	1:33.404	93.78 mph		150.93 kph		
	85	B		Stephen COLLYER	Crossle 33F	**8**	1:41.269	86.50 mph		139.20 kph		

Race Distance: 11 Laps / 26.76 miles
Brands Hatch GP: 2.4332 miles
Date: 10/07/2022 Start: 15:28 Finish: 15:48

Weather / Track : Sunny / Dry

These results are provisional until the conclusion of any judicial and technical matters.

Clerk Of Course : Julian Floyd	Stewards :	Timekeeper : Nick Palmer

HSCC Historic Formula Ford 2000 Championship

RACE 14 - LAP CHART

LAP 1		@ 15:30:00.658	LAP 2		@ 15:31:35.287	LAP 3		@ 15:35:19.127	LAP 4		@ 15:37:52.221	LAP 5		@ 15:39:26.793
NO	BEHIND	LAP TIME	NO	BEHIND	LAP TIME	NO	BEHIND	LAP TIME	NO	BEHIND	LAP TIME	NO	BEHIND	LAP TIME
8		1:40.490	**8**		1:34.629	**8**		3:43.840	**8**		2:33.094	**8**		1:34.572
41	0.877	1:41.367	**41**	2.196	1:35.948	**41**	0.561	3:42.205	**41**	1.372	2:33.905	**41**	2.076	1:35.276
37	2.285	1:42.775	**37**	3.746	1:36.090	**37**	1.386	3:41.480	**37**	1.487	2:33.195	**9**	2.545	1:35.503
69	4.577	1:45.067	**9**	6.402	1:36.050	**9**	2.126	3:39.564	**9**	1.614	2:32.582	**37**	3.197	1:36.282
9	4.981	1:45.471	**69**	8.436	1:38.488	**69**	3.230	3:38.634	**69**	2.339	2:32.203	**69**	4.905	1:37.138
6	5.759	1:46.249	**6**	10.626	1:39.496	**6**	4.119	3:37.333	**6**	2.763	2:31.738	**97**	6.570	1:37.476
97	6.420	1:46.910	**97**	12.072	1:40.281	**97**	5.531	3:37.299	**97**	3.666	2:31.229	**6**	6.758	1:38.567
66	7.051	1:47.541	**66**	13.802	1:41.380	**66**	7.590	3:37.628	**66**	4.246	2:29.750	**66**	7.411	1:37.737
90	7.261	1:47.751	**55**	14.402	1:40.633	**55**	8.927	3:38.365	**55**	4.860	2:29.027	**55**	8.522	1:38.234
55	8.398	1:48.888	**90**	15.968	1:43.336	**90**	10.172	3:38.044	**90**	5.498	2:28.420	**90**	9.888	1:38.962
28	8.620	1:49.110	**28**	16.361	1:42.370	**28**	11.073	3:38.552	**28**	5.904	2:27.925	**28**	11.220	1:39.888
75	9.837	1:50.327	**75**	17.854	1:42.646	**75**	12.425	3:38.411	**75**	6.453	2:27.122	**75**	13.653	1:41.772
33	10.723	1:51.213	**33**	20.425	1:44.331	**33**	13.117	3:36.532	**33**	7.335	2:27.312	**33**	14.275	1:41.512
26	10.872	1:51.362	**26**	21.508	1:45.265	**26**	13.856	3:36.188	**26**	7.734	2:26.972	**26**	14.629	1:41.467
39	11.587	1:52.077	**39**	24.451	1:47.493	**39**	14.578	3:33.967	**39**	8.313	2:26.829	**39**	15.434	1:41.693
4	12.256	1:52.746	**4**	26.023	1:48.396	**4**	16.159	3:33.976	**4**	8.998	2:25.933	**4**	16.193	1:41.767
44	13.002	1:53.492	**44**	27.438	1:49.065	**44**	16.808	3:33.210	**44**	10.331	2:26.617	**72**	16.766	1:39.397
49	13.919	1:54.409	**49**	28.429	1:49.139	**49**	17.710	3:33.121	**49**	10.741	2:26.125	**44**	18.766	1:43.007
85	14.087	1:54.577	**85**	28.894	1:49.436	**85**	18.602	3:33.548	**72**	11.941	2:24.752	**49**	19.660	1:43.491
79	15.833	1:56.323	**72**	29.931	1:47.863	**72**	20.283	3:34.192	**85**	12.117	2:26.609	**85**	20.348	1:42.803
60	16.124	1:56.614	**79**	31.794	1:50.590	**79**	20.947	3:32.993	**79**	12.862	2:25.009	**79**	22.443	1:44.153
72	16.697	1:57.187	**60**	32.759	1:51.264	**60**	21.378	3:32.459	**60**	16.649	2:28.365	**99**	29.200	1:46.722
99	17.616	1:58.106	**99**	33.214	1:50.227	**99**	22.168	3:32.794	**99**	17.050	2:27.976	**77**	29.373	1:45.570
77	18.381	1:58.871	**29**	35.106	1:51.025	**29**	22.873	3:31.607	**29**	17.218	2:27.439	**29**	29.605	1:46.959
29	18.710	1:59.200	**77**	39.729	1:55.977	**77**	23.724	3:27.835	**77**	18.375	2:27.745			

Weather / Track : Sunny / Dry

Brands Hatch GP: 2.4332 miles
Date: 10/07/2022 Start: 15:28 Finish: 15:48

HSCC Historic Formula Ford 2000 Championship

RACE 14 - LAP CHART

LAP 6		@ 15:41:00.980	LAP 7		@ 15:42:34.995	LAP 8		@ 15:44:09.177	LAP 9		@ 15:45:43.375	LAP 10		@ 15:47:17.273
NO	BEHIND	LAP TIME	NO	BEHIND	LAP TIME	NO	BEHIND	LAP TIME	NO	BEHIND	LAP TIME	NO	BEHIND	LAP TIME
8		1:34.187	**8**		1:34.015	**8**		1:34.182	**8**		1:34.198	**8**		1:33.898
41	2.668	1:34.779	**41**	2.800	1:34.147	**41**	2.673	1:34.055	**41**	2.396	1:33.921	**41**	2.075	1:33.577
9	3.111	1:34.753	**9**	3.284	1:34.188	**9**	3.485	1:34.383	**9**	3.410	1:34.123	**9**	3.577	1:34.065
37	4.312	1:35.302	**37**	5.362	1:35.065	**37**	6.170	1:34.990	**37**	7.401	1:35.429	**37**	9.124	1:35.621
69	8.301	1:37.583	**69**	10.706	1:36.420	**69**	13.093	1:36.569	**69**	15.246	1:36.351	**69**	17.614	1:36.266
97	11.384	1:39.001	**97**	14.137	1:36.768	**97**	16.713	1:36.758	**97**	18.403	1:35.888	**97**	20.807	1:36.302
6	12.039	1:39.468	**6**	14.821	1:36.797	**6**	17.393	1:36.754	**6**	19.661	1:36.466	**6**	21.845	1:36.082
66	12.683	1:39.459	**55**	15.978	1:37.162	**55**	18.605	1:36.809	**55**	21.506	1:37.099	**55**	24.064	1:36.456
55	12.831	1:38.496	**90**	17.113	1:37.556	**90**	19.671	1:36.740	**90**	22.167	1:36.694	**90**	24.725	1:36.456
90	13.572	1:37.871	**66**	17.675	1:39.007	**66**	20.459	1:36.966	**66**	22.829	1:36.568	**66**	25.514	1:36.583
28	15.677	1:38.644	**28**	20.748	1:39.086	**28**	25.302	1:38.736	**28**	29.666	1:38.562	**28**	33.591	1:37.823
75	20.185	1:40.719	**75**	27.845	1:41.675	**72**	30.380	1:36.549	**72**	32.010	1:35.828	**72**	35.346	1:37.234
26	22.151	1:41.709	**72**	28.013	1:38.884	**75**	35.517	1:41.854	**75**	41.450	1:40.131	**75**	47.801	1:40.249
72	23.144	1:40.565	**26**	30.024	1:41.888	**26**	36.027	1:40.185	**26**	41.941	1:40.112	**26**	48.105	1:40.062
33	23.776	1:43.688	**39**	30.747	1:40.835	**39**	36.870	1:40.305	**39**	42.521	1:39.849	**39**	49.362	1:40.739
39	23.927	1:42.680	**4**	31.369	1:41.097	**4**	37.355	1:40.168	**4**	43.345	1:40.188	**4**	49.682	1:40.235
4	24.287	1:42.281	**33**	31.932	1:42.171	**33**	39.629	1:41.879	**33**	46.701	1:41.270	**33**	56.766	1:43.963
44	26.609	1:42.030	**44**	34.488	1:41.894	**44**	42.312	1:42.006	**44**	50.851	1:42.737	**44**	58.987	1:42.034
49	27.819	1:42.346	**85**	35.814	1:41.399	**85**	42.901	1:41.269	**85**	50.979	1:42.276	**85**	59.312	1:42.231
85	28.430	1:42.269	**49**	36.770	1:42.966	**49**	44.714	1:42.126	**49**	51.853	1:41.337	**49**	1:00.123	1:42.168
79	31.463	1:43.207	**79**	40.569	1:43.121	**79**	49.522	1:43.135	**79**	57.750	1:42.426	**79**	1:05.043	1:41.191
77	37.564	1:42.378	**77**	46.136	1:42.587	**99**	54.284	1:42.101	**99**	1:02.059	1:41.973	**99**	1:10.363	1:42.202
99	37.755	1:42.742	**99**	46.365	1:42.625	**77**	54.876	1:42.922	**77**	1:02.726	1:42.048	**77**	1:10.495	1:41.667
29	38.610	1:43.192	**29**	47.117	1:42.522	**29**	55.029	1:42.094	**29**	1:03.877	1:43.046			

Weather / Track : Sunny / Dry

Brands Hatch GP: 2.4332 miles
Date: 10/07/2022 Start: 15:28 Finish: 15:48

HSCC Historic Formula Ford 2000 Championship

RACE 14 - LAP CHART

LAP 11		@ 15:48:51.221
NO	BEHIND	LAP TIME
8		1:33.948
41	1.531	1:33.404
9	4.258	1:34.629
37	11.088	1:35.912
69	21.343	1:37.677
97	22.975	1:36.116
6	24.629	1:36.732
55	26.487	1:36.371
90	27.279	1:36.502
66	28.531	1:36.965
28	38.246	1:38.603
72	42.073	1:40.675
75	54.329	1:40.476
26	54.685	1:40.528
39	58.885	1:43.471
4	59.282	1:43.548
44	1:07.197	1:42.158
85	1:07.344	1:41.980
49	1:08.409	1:42.234
33	1:09.932	1:47.114
79	1:12.567	1:41.472
77	1:18.343	1:41.796
99	1:18.408	1:41.993

Weather / Track : Sunny / Dry

Brands Hatch GP: 2.4332 miles
Date: 10/07/2022 Start: 15:28 Finish: 15:48

HSCC Historic Formula Ford 2000 Championship

RACE 14 - SECTOR ANALYSIS

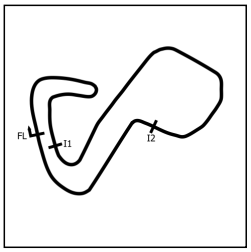

SECTOR 1 = FL to I1, SECTOR 2 = I1 to I2, SECTOR 3 = I2 to FL, DIFF = Difference To Personal Best Lap, P = Crossed Finish Line in Pit Lane, D = Time Disallowed

P1 8 A Graham FENNYMORE Reynard SF78

IDEAL LAP TIME : 1:33.586 BEST LAP TIME : 1:33.898 DIFFERENCE : 0.312

LAP	SECTOR 1		SECTOR 2		SECTOR 3		LAP TIME	MPH	DIFF	TIME OF DAY
1 -		97.2	41.740	97.1	23.029	115.5	1:40.490	87.17	6.592	15:30:00.658
2 -	29.718	98.1	42.145	93.2	22.766	116.5	1:34.629	92.57	0.731	15:31:35.287
3 -	44.685	36.1	2:00.090	32.0	59.065	41.3	3:43.840	39.13	2:09.942	15:35:19.127
4 -	57.177	53.9	1:06.461	56.2	29.456	114.3	2:33.094	57.21	59.196	15:37:52.221
5 -	29.750	98.2	41.949	***97.8***	22.873	116.1	1:34.572	92.62	0.674	15:39:26.793
6 -	29.558	98.8	41.923	97.2	***22.706***	116.5	1:34.187	93.00	0.289	15:41:00.980
7 -	29.616	98.6	***41.601***	96.0	22.798	116.5	1:34.015 **(3)**	93.17	0.117	15:42:34.995
8 -	29.421	***98.9***	42.001	93.8	22.760	117.1	1:34.182	93.00	0.284	15:44:09.177
9 -	29.488	***98.9***	41.817	91.9	22.893	117.1	1:34.198	92.99	0.300	15:45:43.375
10 -	29.532	98.8	41.654	96.5	22.712	117.1	***1:33.898*** **(1)**	***93.29***		***15:47:17.273***
11 -	***29.279***	***98.9***	41.831	93.4	22.838	***117.5***	1:33.948 **(2)**	93.24	0.050	15:48:51.221

P2 41 A Marc MERCER Reynard SF79

IDEAL LAP TIME : 1:33.404 BEST LAP TIME : 1:33.404 DIFFERENCE : 0.000

LAP	SECTOR 1		SECTOR 2		SECTOR 3		LAP TIME	MPH	DIFF	TIME OF DAY
1 -		96.8	43.011	91.4	23.027	115.1	1:41.367	86.41	7.963	15:30:01.535
2 -	29.842	96.6	42.369	92.5	23.737	94.2	1:35.948	91.29	2.544	15:31:37.483
3 -	44.195	39.9	1:59.273	33.3	58.737	41.0	3:42.205	39.42	2:08.801	15:35:19.688
4 -	57.549	51.9	1:06.290	53.7	30.066	112.5	2:33.905	56.91	1:00.501	15:37:53.593
5 -	30.136	96.5	42.132	94.6	23.008	115.5	1:35.276	91.94	1.872	15:39:28.869
6 -	29.483	97.3	42.371	93.5	22.925	115.7	1:34.779	92.42	1.375	15:41:03.648
7 -	29.490	***98.1***	41.902	96.9	22.755	116.1	1:34.147	93.04	0.743	15:42:37.795
8 -	29.490	97.5	41.834	97.1	22.731	115.9	1:34.055	93.13	0.651	15:44:11.850
9 -	29.430	97.6	41.743	***97.8***	22.748	116.3	1:33.921 **(3)**	93.26	0.517	15:45:45.771
10 -	29.346	97.8	41.658	95.7	22.573	116.7	1:33.577 **(2)**	93.61	0.173	15:47:19.348
11 -	***29.242***	97.5	***41.633***	96.4	***22.529***	***116.9***	***1:33.404*** **(1)**	***93.78***		***15:48:52.752***

P3 9 A Ian PEARSON Royale RP30

IDEAL LAP TIME : 1:34.013 BEST LAP TIME : 1:34.065 DIFFERENCE : 0.052

LAP	SECTOR 1		SECTOR 2		SECTOR 3		LAP TIME	MPH	DIFF	TIME OF DAY
1 -		92.8	43.985	88.8	23.441	113.5	1:45.471	83.05	11.406	15:30:05.639
2 -	30.110	96.2	42.825	96.0	23.115	115.1	1:36.050	91.20	1.985	15:31:41.689
3 -	41.957	36.6	1:59.309	34.2	58.298	44.1	3:39.564	39.89	2:05.499	15:35:21.253
4 -	57.903	54.2	1:05.682	49.3	28.997	114.1	2:32.582	57.41	58.517	15:37:53.835
5 -	30.261	96.8	42.488	94.7	22.754	115.7	1:35.503	91.72	1.438	15:39:29.338
6 -	***29.576***	97.2	42.086	***97.5***	23.091	116.1	1:34.753	92.44	0.688	15:41:04.091
7 -	29.675	***97.5***	41.977	95.3	***22.536***	116.3	1:34.188 **(3)**	93.00	0.123	15:42:38.279
8 -	29.789	96.4	42.007	96.9	22.587	***116.7***	1:34.383	92.81	0.318	15:44:12.662
9 -	29.597	97.2	41.904	93.3	22.622	116.1	1:34.123 **(2)**	93.06	0.058	15:45:46.785
10 -	29.592	96.9	***41.901***	96.2	22.572	116.5	***1:34.065*** **(1)**	***93.12***		***15:47:20.850***
11 -	29.629	95.7	42.330	96.5	22.670	116.5	1:34.629	92.57	0.564	15:48:55.479

P4 37 A Lee BANKHURST Royale RP30

IDEAL LAP TIME : 1:34.880 BEST LAP TIME : 1:34.990 DIFFERENCE : 0.110

LAP	SECTOR 1		SECTOR 2		SECTOR 3		LAP TIME	MPH	DIFF	TIME OF DAY
1 -		96.0	43.295	95.3	23.132	114.7	1:42.775	85.23	7.785	15:30:02.943
2 -	30.130	97.3	42.955	93.0	23.005	112.4	1:36.090	91.16	1.100	15:31:39.033
3 -	43.919	35.3	1:59.031	33.5	58.530	46.2	3:41.480	39.55	2:06.490	15:35:20.513
4 -	57.854	48.2	1:05.933	52.7	29.408	113.1	2:33.195	57.18	58.205	15:37:53.708
5 -	30.629	98.1	42.802	95.1	22.851	115.5	1:36.282	90.98	1.292	15:39:29.990
6 -	29.959	97.2	***42.414***	96.9	22.929	***116.9***	1:35.302 **(3)**	91.91	0.312	15:41:05.292
7 -	29.791	***98.6***	42.545	96.4	22.729	116.5	1:35.065 **(2)**	92.14	0.075	15:42:40.357
8 -	29.806	98.1	42.464	96.8	***22.720***	116.1	***1:34.990*** **(1)**	***92.21***		***15:44:15.347***
9 -	***29.746***	98.2	42.714	***97.2***	22.969	116.3	1:35.429	91.79	0.439	15:45:50.776
10 -	29.781	97.5	42.952	96.8	22.888	116.1	1:35.621	91.61	0.631	15:47:26.397
11 -	29.798	97.6	43.145	96.2	22.969	113.1	1:35.912	91.33	0.922	15:49:02.309

Weather / Track : Sunny / Dry

Brands Hatch GP: 2.4332 miles
Date: 10/07/2022 Start: 15:28 Finish: 15:48

HSCC Historic Formula Ford 2000 Championship

RACE 14 - SECTOR ANALYSIS

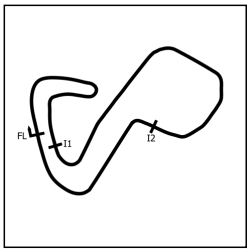

SECTOR 1 = FL to I1, SECTOR 2 = I1 to I2, SECTOR 3 = I2 to FL, DIFF = Difference To Personal Best Lap, P = Crossed Finish Line in Pit Lane, D = Time Disallowed

P5 69 A Adrian REYNARD — Reynard SF79

IDEAL LAP TIME : 1:36.051 BEST LAP TIME : 1:36.266 DIFFERENCE : 0.215

LAP	SECTOR 1		SECTOR 2		SECTOR 3		LAP TIME	MPH	DIFF	TIME OF DAY
1 -		***99.2***	44.443	90.6	23.307	115.7	1:45.067	83.37	8.801	15:30:05.235
2 -	29.771	98.8	43.481	88.8	25.236	84.4	1:38.488	88.94	2.222	15:31:43.723
3 -	41.298	33.2	1:59.292	31.1	58.044	46.6	3:38.634	40.06	2:02.368	15:35:22.357
4 -	58.016	49.8	1:05.301	51.1	28.886	116.1	2:32.203	57.55	55.937	15:37:54.560
5 -	30.428	98.6	43.388	92.3	23.322	116.5	1:37.138	90.17	0.872	15:39:31.698
6 -	29.918	98.6	44.040	92.0	23.625	116.3	1:37.583	89.76	1.317	15:41:09.281
7 -	29.875	98.5	43.357	90.3	***23.188***	116.7	1:36.420 **(3)**	90.85	0.154	15:42:45.701
8 -	29.797	97.9	43.406	90.5	23.366	116.9	1:36.569	90.71	0.303	15:44:22.270
9 -	29.759	98.3	43.292	***93.0***	23.300	***117.1***	1:36.351 **(2)**	90.91	0.085	15:45:58.621
10 -	***29.728***	98.1	***43.135***	***93.0***	23.403	116.5	***1:36.266*** **(1)**	***90.99***		***15:47:34.887***
11 -	29.907	98.2	44.282	90.6	23.488	110.5	1:37.677	89.68	1.411	15:49:12.564

P6 97 A Nathaniel COOPER — Royale RP27

IDEAL LAP TIME : 1:35.594 BEST LAP TIME : 1:35.888 DIFFERENCE : 0.294

LAP	SECTOR 1		SECTOR 2		SECTOR 3		LAP TIME	MPH	DIFF	TIME OF DAY
1 -		94.3	44.523	89.4	23.629	116.1	1:46.910	81.93	11.022	15:30:07.078
2 -	31.167	96.4	43.529	94.2	25.585	111.2	1:40.281	87.35	4.393	15:31:47.359
3 -	40.043	41.3	1:58.788	32.8	58.468	48.5	3:37.299	40.31	2:01.411	15:35:24.658
4 -	59.377	47.2	1:02.962	58.9	28.890	115.3	2:31.229	57.92	55.341	15:37:55.887
5 -	30.657	97.8	43.015	88.7	23.804	115.9	1:37.476	89.86	1.588	15:39:33.363
6 -	31.476	94.6	44.046	89.8	23.479	116.3	1:39.001	88.48	3.113	15:41:12.364
7 -	30.573	97.9	42.856	91.0	23.339	116.3	1:36.768	90.52	0.880	15:42:49.132
8 -	30.345	98.1	43.161	91.1	23.252	116.7	1:36.758	90.53	0.870	15:44:25.890
9 -	30.309	***98.6***	***42.516***	94.2	***23.063***	***117.1***	***1:35.888*** **(1)**	***91.35***		***15:46:01.778***
10 -	***30.015***	97.6	42.903	93.5	23.384	116.9	1:36.302 **(3)**	90.96	0.414	15:47:38.080
11 -	30.277	98.1	42.629	***95.3***	23.210	116.9	1:36.116 **(2)**	91.13	0.228	15:49:14.196

P7 6 A Richard COLEMAN — Reynard SF79

IDEAL LAP TIME : 1:35.984 BEST LAP TIME : 1:36.082 DIFFERENCE : 0.098

LAP	SECTOR 1		SECTOR 2		SECTOR 3		LAP TIME	MPH	DIFF	TIME OF DAY
1 -		95.0	44.666	92.4	23.292	115.3	1:46.249	82.44	10.167	15:30:06.417
2 -	31.372	96.5	43.572	90.3	24.552	102.4	1:39.496	88.04	3.414	15:31:45.913
3 -	39.898	35.3	1:59.349	31.6	58.086	52.5	3:37.333	40.30	2:01.251	15:35:23.246
4 -	59.040	48.0	1:03.864	55.9	28.834	114.9	2:31.738	57.73	55.656	15:37:54.984
5 -	30.699	97.1	43.530	93.9	24.338	115.3	1:38.567	88.87	2.485	15:39:33.551
6 -	31.405	93.9	44.604	90.4	23.459	115.5	1:39.468	88.06	3.386	15:41:13.019
7 -	30.727	***98.2***	42.982	94.7	23.088	115.5	1:36.797	90.49	0.715	15:42:49.816
8 -	30.544	96.9	43.124	93.0	***23.086***	115.7	1:36.754	90.53	0.672	15:44:26.570
9 -	30.465	96.9	42.872	94.3	23.129	115.5	1:36.466 **(2)**	90.80	0.384	15:46:03.036
10 -	***30.123***	97.1	***42.775***	***95.3***	23.184	115.7	***1:36.082*** **(1)**	***91.17***		***15:47:39.118***
11 -	30.420	97.3	43.141	91.9	23.171	***116.1***	1:36.732 **(3)**	90.55	0.650	15:49:15.850

P8 55 A Jon FINCH — Reynard SF79

IDEAL LAP TIME : 1:36.239 BEST LAP TIME : 1:36.371 DIFFERENCE : 0.132

LAP	SECTOR 1		SECTOR 2		SECTOR 3		LAP TIME	MPH	DIFF	TIME OF DAY
1 -		95.4	44.528	87.7	24.512	110.5	1:48.888	80.44	12.517	15:30:09.056
2 -	31.156	96.4	43.625	88.6	25.852	100.4	1:40.633	87.04	4.262	15:31:49.689
3 -	40.884	35.9	1:57.874	34.4	59.607	41.2	3:38.365	40.11	2:01.994	15:35:28.054
4 -	59.773	40.8	1:00.667	64.5	28.587	114.7	2:29.027	58.78	52.656	15:37:57.081
5 -	31.368	96.4	43.352	89.0	23.514	116.5	1:38.234	89.17	1.863	15:39:35.315
6 -	30.651	97.1	44.254	85.9	23.591	117.1	1:38.496	88.93	2.125	15:41:13.811
7 -	30.748	97.5	43.199	91.3	23.215	115.7	1:37.162	90.15	0.791	15:42:50.973
8 -	30.486	97.2	43.199	90.0	***23.124***	116.5	1:36.809 **(3)**	90.48	0.438	15:44:27.782
9 -	30.437	***97.9***	43.296	89.8	23.366	116.9	1:37.099	90.21	0.728	15:46:04.881
10 -	30.395	97.5	***42.840***	90.6	23.221	117.3	1:36.456 **(2)**	90.81	0.085	15:47:41.337
11 -	***30.275***	97.2	42.935	***92.0***	23.161	***117.5***	***1:36.371*** **(1)**	***90.89***		***15:49:17.708***

Weather / Track : Sunny / Dry

Brands Hatch GP: 2.4332 miles
Date: 10/07/2022 Start: 15:28 Finish: 15:48

HSCC Historic Formula Ford 2000 Championship

RACE 14 - SECTOR ANALYSIS

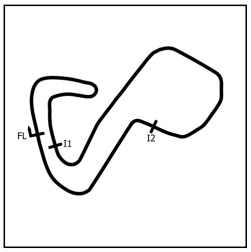

SECTOR 1 = FL to I1, SECTOR 2 = I1 to I2, SECTOR 3 = I2 to FL, DIFF = Difference To Personal Best Lap, P = Crossed Finish Line in Pit Lane, D = Time Disallowed

P9 90 A Stephen GLASSWELL Reynard SF77

IDEAL LAP TIME : 1:36.223 BEST LAP TIME : 1:36.456 DIFFERENCE : 0.233

LAP	SECTOR 1		SECTOR 2		SECTOR 3		LAP TIME	MPH	DIFF	TIME OF DAY
1 -		97.8	46.849	86.4	23.689	116.9	1:47.751	81.29	11.295	15:30:07.919
2 -	31.538	97.5	45.489	84.2	26.309	93.3	1:43.336	84.77	6.880	15:31:51.255
3 -	39.998	36.4	1:58.586	31.4	59.460	41.2	3:38.044	40.17	2:01.588	15:35:29.299
4 -	59.684	37.7	1:00.752	64.9	27.984	116.5	2:28.420	59.02	51.964	15:37:57.719
5 -	31.451	98.2	43.782	85.8	23.729	116.9	1:38.962	88.51	2.506	15:39:36.681
6 -	30.864	99.2	43.601	87.6	23.406	117.5	1:37.871	89.50	1.415	15:41:14.552
7 -	30.695	***99.4***	43.339	87.7	23.522	117.5	1:37.556	89.79	1.100	15:42:52.108
8 -	***30.186***	99.2	43.278	86.0	23.276	118.7	1:36.740	90.55	0.284	15:44:28.848
9 -	30.408	98.8	43.069	***89.7***	23.217	119.4	1:36.694 **(3)**	90.59	0.238	15:46:05.542
10 -	30.391	99.2	***42.909***	88.4	23.156	119.4	***1:36.456*** **(1)**	***90.81***		***15:47:41.998***
11 -	30.373	98.3	43.001	87.8	***23.128***	***119.6***	1:36.502 **(2)**	90.77	0.046	15:49:18.500

P10 66 A Adrian LANGRIDGE Reynard SF78

IDEAL LAP TIME : 1:36.278 BEST LAP TIME : 1:36.568 DIFFERENCE : 0.290

LAP	SECTOR 1		SECTOR 2		SECTOR 3		LAP TIME	MPH	DIFF	TIME OF DAY
1 -		93.4	44.833	88.5	23.909	114.3	1:47.541	81.45	10.973	15:30:07.709
2 -	30.954	95.7	43.905	92.0	26.521	92.5	1:41.380	86.40	4.812	15:31:49.089
3 -	40.709	37.7	1:57.373	29.4	59.546	47.1	3:37.628	40.25	2:01.060	15:35:26.717
4 -	59.725	51.2	1:01.394	61.5	28.631	114.7	2:29.750	58.49	53.182	15:37:56.467
5 -	30.988	96.5	43.410	92.0	23.339	115.9	1:37.737	89.62	1.169	15:39:34.204
6 -	30.961	90.1	44.714	87.6	23.784	114.7	1:39.459	88.07	2.891	15:41:13.663
7 -	31.267	96.8	43.981	87.7	23.759	115.5	1:39.007	88.47	2.439	15:42:52.670
8 -	30.311	***97.8***	43.264	91.5	23.391	116.1	1:36.966	90.33	0.398	15:44:29.636
9 -	30.298	97.2	***42.867***	88.8	23.403	***116.7***	***1:36.568*** **(1)**	***90.71***		***15:46:06.204***
10 -	30.355	96.8	42.951	***92.6***	***23.277***	***116.7***	1:36.583 **(2)**	90.69	0.015	15:47:42.787
11 -	***30.134***	97.6	43.342	91.5	23.489	115.9	1:36.965 **(3)**	90.34	0.397	15:49:19.752

P11 28 A Fraser COLLINS Royale RP30

IDEAL LAP TIME : 1:37.650 BEST LAP TIME : 1:37.823 DIFFERENCE : 0.173

LAP	SECTOR 1		SECTOR 2		SECTOR 3		LAP TIME	MPH	DIFF	TIME OF DAY
1 -		94.3	45.410	87.2	24.177	113.1	1:49.110	80.28	11.287	15:30:09.278
2 -	31.780	96.0	44.270	86.4	26.320	88.4	1:42.370	85.57	4.547	15:31:51.648
3 -	40.168	38.0	1:59.157	28.6	59.227	39.3	3:38.552	40.08	2:00.729	15:35:30.200
4 -	1:01.802	40.3	58.324	65.7	27.799	***115.9***	2:27.925	59.21	50.102	15:37:58.125
5 -	31.846	96.2	44.263	85.0	23.779	115.7	1:39.888	87.69	2.065	15:39:38.013
6 -	30.647	95.5	44.204	83.0	23.793	114.9	1:38.644	88.80	0.821	15:41:16.657
7 -	30.907	96.1	44.263	85.0	23.916	115.3	1:39.086	88.40	1.263	15:42:55.743
8 -	30.766	96.1	44.185	84.9	23.785	114.9	1:38.736	88.71	0.913	15:44:34.479
9 -	30.836	95.4	44.027	87.9	***23.699***	115.5	1:38.562 **(2)**	88.87	0.739	15:46:13.041
10 -	***30.374***	***96.9***	***43.577***	86.7	23.872	115.1	***1:37.823*** **(1)**	***89.54***		***15:47:50.864***
11 -	30.966	95.3	43.815	***88.1***	23.822	114.9	1:38.603 **(3)**	88.83	0.780	15:49:29.467

P12 72 A Andrew STORER Reynard SF79

IDEAL LAP TIME : 1:35.828 BEST LAP TIME : 1:35.828 DIFFERENCE : 0.000

LAP	SECTOR 1		SECTOR 2		SECTOR 3		LAP TIME	MPH	DIFF	TIME OF DAY
1 -		93.9	46.679	88.1	24.046	115.9	1:57.187	74.75	21.359	15:30:17.355
2 -	32.258	95.8	44.026	87.1	31.579	92.6	1:47.863	81.21	12.035	15:32:05.218
3 -	37.972	64.0	1:56.451	30.3	59.769	36.0	3:34.192	40.89	1:58.364	15:35:39.410
4 -	1:02.442	40.4	56.919	76.0	25.391	116.3	2:24.752	60.51	48.924	15:38:04.162
5 -	31.285	96.6	44.747	91.5	23.365	117.5	1:39.397	88.12	3.569	15:39:43.559
6 -	31.012	97.9	44.907	92.1	24.646	114.1	1:40.565	87.10	4.737	15:41:24.124
7 -	31.039	95.4	43.628		24.217	116.1	1:38.884	88.58	3.056	15:43:03.008
8 -	30.582	98.5	42.821	***92.3***	23.146	***118.1***	1:36.549 **(2)**	90.72	0.721	15:44:39.557
9 -	***30.425***	98.6	***42.419***	89.9	***22.984***	117.9	***1:35.828*** **(1)**	***91.41***		***15:46:15.385***
10 -	30.651	98.8	42.756		23.827		1:37.234 **(3)**	90.09	1.406	15:47:52.619
11 -	30.652	***100.0***	46.097	81.3	23.926	101.6	1:40.675	87.01	4.847	15:49:33.294

Weather / Track : Sunny / Dry

Brands Hatch GP: 2.4332 miles
Date: 10/07/2022 Start: 15:28 Finish: 15:48

HSCC Historic Formula Ford 2000 Championship

RACE 14 - SECTOR ANALYSIS

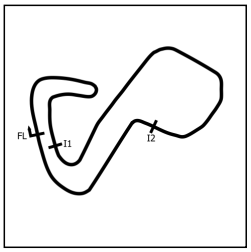

SECTOR 1 = FL to I1, SECTOR 2 = I1 to I2, SECTOR 3 = I2 to FL, DIFF = Difference To Personal Best Lap, P = Crossed Finish Line in Pit Lane, D = Time Disallowed

P13 75 A Colin WRIGHT — Reynard SF79

IDEAL LAP TIME : 1:39.772 BEST LAP TIME : 1:40.131 DIFFERENCE : 0.359

LAP	SECTOR 1		SECTOR 2		SECTOR 3		LAP TIME	MPH	DIFF	TIME OF DAY
1 -		95.7	45.376	79.7	24.595	114.7	1:50.327	79.39	10.196	15:30:10.495
2 -	31.421	95.8	44.628	84.5	26.597	86.8	1:42.646	85.34	2.515	15:31:53.141
3 -	39.543	38.8	1:59.698	28.3	59.170	36.6	3:38.411	40.10	1:58.280	15:35:31.552
4 -	1:01.346	38.0	58.211	60.5	27.565	115.1	2:27.122	59.54	46.991	15:37:58.674
5 -	32.201	94.5	45.070	78.8	24.501	115.3	1:41.772	86.07	1.641	15:39:40.446
6 -	31.658	***96.4***	44.687	80.9	24.374	115.3	1:40.719	86.97	0.588	15:41:21.165
7 -	31.930	96.2	45.332	78.1	24.413	109.8	1:41.675	86.15	1.544	15:43:02.840
8 -	32.376	96.0	45.059	81.0	24.419	115.3	1:41.854	86.00	1.723	15:44:44.694
9 -	31.440	95.8	***44.426***	81.5	24.265	115.3	***1:40.131*** **(1)**	***87.48***		***15:46:24.825***
10 -	31.392	95.8	44.608	81.6	24.249	115.1	1:40.249 **(2)**	87.38	0.118	15:48:05.074
11 -	***31.137***	96.1	45.130	***85.1***	***24.209***	***115.5***	1:40.476 **(3)**	87.18	0.345	15:49:45.550

P14 26 A Jonathan ROSE — Reynard SF79

IDEAL LAP TIME : 1:39.867 BEST LAP TIME : 1:40.062 DIFFERENCE : 0.195

LAP	SECTOR 1		SECTOR 2		SECTOR 3		LAP TIME	MPH	DIFF	TIME OF DAY
1 -		92.6	46.006	83.7	23.990	115.9	1:51.362	78.66	11.300	15:30:11.530
2 -	32.079	96.4	45.872	81.6	27.314	75.6	1:45.265	83.21	5.203	15:31:56.795
3 -	38.525	42.8	1:59.026	24.6	58.637	35.6	3:36.188	40.51	1:56.126	15:35:32.983
4 -	1:01.692	34.6	57.864	58.8	27.416	113.7	2:26.972	59.60	46.910	15:37:59.955
5 -	31.935	95.8	45.425	86.8	24.107	115.5	1:41.467	86.33	1.405	15:39:41.422
6 -	31.871	95.5	45.753	84.3	24.085	115.1	1:41.709	86.12	1.647	15:41:23.131
7 -	32.636	92.5	45.190	87.0	24.062	115.5	1:41.888	85.97	1.826	15:43:05.019
8 -	31.392	96.6	45.026	87.0	23.767	115.7	1:40.185 **(3)**	87.43	0.123	15:44:45.204
9 -	31.240	***96.9***	45.128	87.1	***23.744***	***116.1***	1:40.112 **(2)**	87.50	0.050	15:46:25.316
10 -	31.329	96.5	***44.903***	84.4	23.830	***116.1***	***1:40.062*** **(1)**	***87.54***		***15:48:05.378***
11 -	***31.220***	96.2	45.302	***87.2***	24.006	115.1	1:40.528	87.13	0.466	15:49:45.906

P15 39 A Michael CONWAY — Reynard SF79

IDEAL LAP TIME : 1:39.754 BEST LAP TIME : 1:39.849 DIFFERENCE : 0.095

LAP	SECTOR 1		SECTOR 2		SECTOR 3		LAP TIME	MPH	DIFF	TIME OF DAY
1 -		89.8	46.156	82.3	24.208	115.9	1:52.077	78.15	12.228	15:30:12.245
2 -	31.774	89.4	45.922	80.8	29.797	82.8	1:47.493	81.49	7.644	15:31:59.738
3 -	37.191	55.1	1:58.172	23.7	58.604	37.2	3:33.967	40.94	1:54.118	15:35:33.705
4 -	1:01.801	35.7	57.635	60.0	27.393	114.9	2:26.829	59.66	46.980	15:38:00.534
5 -	32.073	94.1	45.208	81.2	24.412	116.5	1:41.693	86.14	1.844	15:39:42.227
6 -	31.711	96.0	46.084	82.0	24.885	115.9	1:42.680	85.31	2.831	15:41:24.907
7 -	31.388	95.1	44.979	80.8	24.468	116.3	1:40.835	86.87	0.986	15:43:05.742
8 -	31.474	96.6	***44.706***	80.9	24.125	116.3	1:40.305 **(2)**	87.33	0.456	15:44:46.047
9 -	***31.056***	94.5	44.801	82.0	***23.992***	***117.5***	***1:39.849*** **(1)**	***87.73***		***15:46:25.896***
10 -	31.205	***96.9***	45.292	***87.0***	24.242	116.1	1:40.739 **(3)**	86.95	0.890	15:48:06.635
11 -	31.282	95.8	47.704	84.4	24.485	114.7	1:43.471	84.65	3.622	15:49:50.106

P16 4 A Steve FARRELL — Reynard SF79

IDEAL LAP TIME : 1:39.432 BEST LAP TIME : 1:40.168 DIFFERENCE : 0.736

LAP	SECTOR 1		SECTOR 2		SECTOR 3		LAP TIME	MPH	DIFF	TIME OF DAY
1 -		90.8	46.170	81.4	24.176	112.7	1:52.746	77.69	12.578	15:30:12.914
2 -	31.522	88.0	46.039	76.6	30.835	80.6	1:48.396	80.81	8.228	15:32:01.310
3 -	37.078	52.5	1:57.888	24.8	59.010	37.3	3:33.976	40.93	1:53.808	15:35:35.286
4 -	1:01.450	36.5	57.122	57.8	27.361	112.4	2:25.933	60.02	45.765	15:38:01.219
5 -	31.725	92.3	45.438	76.9	24.604	112.9	1:41.767	86.07	1.599	15:39:42.986
6 -	32.024	***96.0***	45.659	77.3	24.598	112.9	1:42.281	85.64	2.113	15:41:25.267
7 -	31.784	95.3	44.763	81.9	24.550	113.3	1:41.097	86.64	0.929	15:43:06.364
8 -	31.726	94.6	***44.294***	81.9	24.148	112.9	***1:40.168*** **(1)**	***87.45***		***15:44:46.532***
9 -	31.154	95.1	44.913	80.8	***24.121***	113.3	1:40.188 **(2)**	87.43	0.020	15:46:26.720
10 -	***31.017***	94.3	45.086	81.0	24.132	***113.7***	1:40.235 **(3)**	87.39	0.067	15:48:06.955
11 -	31.174	95.1	47.817	***84.3***	24.557	104.2	1:43.548	84.59	3.380	15:49:50.503

Weather / Track : Sunny / Dry

Brands Hatch GP: 2.4332 miles
Date: 10/07/2022 Start: 15:28 Finish: 15:48

HSCC Historic Formula Ford 2000 Championship

RACE 14 - SECTOR ANALYSIS

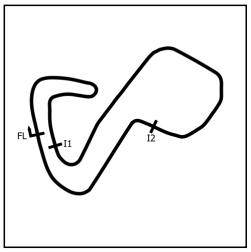

SECTOR 1 = FL to I1, SECTOR 2 = I1 to I2, SECTOR 3 = I2 to FL, DIFF = Difference To Personal Best Lap, P = Crossed Finish Line in Pit Lane, D = Time Disallowed

P17 44 A Robert PEARSON Royale RP30

IDEAL LAP TIME : 1:41.198 BEST LAP TIME : 1:41.894 DIFFERENCE : 0.696

LAP	SECTOR 1		SECTOR 2		SECTOR 3		LAP TIME		MPH	DIFF	TIME OF DAY
1 -		90.8	46.341	82.3	24.520	114.3	1:53.492		77.18	11.598	15:30:13.660
2 -	32.057	91.6	46.282	70.7	30.726	88.3	1:49.065		80.31	7.171	15:32:02.725
3 -	36.669	60.6	1:57.657	25.1	58.884	38.7	3:33.210		41.08	1:51.316	15:35:35.935
4 -	1:01.803	40.3	59.003	70.1	25.811	113.7	2:26.617		59.74	44.723	15:38:02.552
5 -	32.006	91.5	46.407	76.1	24.594	114.5	1:43.007		85.04	1.113	15:39:45.559
6 -	31.740	90.8	45.873	81.6	24.417	114.1	1:42.030	(3)	85.85	0.136	15:41:27.589
7 -	31.574	92.4	46.049	***84.2***	24.271	113.9	***1:41.894***	(1)	***85.97***		***15:43:09.483***
8 -	31.562	***93.8***	***45.856***	80.6	24.588	113.9	1:42.006	(2)	85.87	0.112	15:44:51.489
9 -	31.682	90.9	46.306	81.7	24.749	114.3	1:42.737		85.26	0.843	15:46:34.226
10 -	31.810	90.9	46.192	79.7	***24.032***	***114.9***	1:42.034		85.85	0.140	15:48:16.260
11 -	***31.310***	91.8	46.396	82.5	24.452	113.5	1:42.158		85.74	0.264	15:49:58.418

P18 85 B Stephen COLLYER Crossle 33F

IDEAL LAP TIME : 1:41.082 BEST LAP TIME : 1:41.269 DIFFERENCE : 0.187

LAP	SECTOR 1		SECTOR 2		SECTOR 3		LAP TIME		MPH	DIFF	TIME OF DAY
1 -		90.8	46.858	***87.9***	24.431	114.1	1:54.577		76.45	13.308	15:30:14.745
2 -	32.234	91.8	46.457	77.8	30.745	89.3	1:49.436		80.04	8.167	15:32:04.181
3 -	37.233	63.9	1:57.331	25.8	58.984	36.7	3:33.548		41.02	1:52.279	15:35:37.729
4 -	1:01.841	40.7	58.478	74.3	26.290	110.5	2:26.609		59.74	45.340	15:38:04.338
5 -	32.630	92.5	45.942	82.5	24.231	114.1	1:42.803		85.20	1.534	15:39:47.141
6 -	32.331	92.3	45.717	84.4	24.221	***115.1***	1:42.269		85.65	1.000	15:41:29.410
7 -	31.703	***93.8***	45.713	86.0	***23.983***	114.7	1:41.399	(2)	86.38	0.130	15:43:10.809
8 -	31.700	92.0	***45.558***	86.7	24.011	114.3	***1:41.269***	(1)	***86.50***		***15:44:52.078***
9 -	32.143	91.4	45.602	83.3	24.531	113.7	1:42.276		85.64	1.007	15:46:34.354
10 -	31.945	91.1	46.121	76.6	24.165	114.9	1:42.231		85.68	0.962	15:48:16.585
11 -	***31.541***	93.4	46.113	83.4	24.326	112.5	1:41.980	(3)	85.89	0.711	15:49:58.565

P19 49 A John WILKINSON Reynard SF79

IDEAL LAP TIME : 1:41.143 BEST LAP TIME : 1:41.337 DIFFERENCE : 0.194

LAP	SECTOR 1		SECTOR 2		SECTOR 3		LAP TIME		MPH	DIFF	TIME OF DAY
1 -		89.3	46.944	83.9	24.657	114.3	1:54.409		76.56	13.072	15:30:14.577
2 -	31.459	92.0	47.107	79.9	30.573	90.5	1:49.139		80.26	7.802	15:32:03.716
3 -	36.401	62.7	1:57.905	26.2	58.815	36.1	3:33.121		41.10	1:51.784	15:35:36.837
4 -	1:01.725	41.4	58.732	74.8	25.668	115.1	2:26.125		59.94	44.788	15:38:02.962
5 -	32.130	94.9	46.800	82.0	24.561	115.5	1:43.491		84.64	2.154	15:39:46.453
6 -	31.736	94.7	46.185	88.0	24.425	115.3	1:42.346		85.59	1.009	15:41:28.799
7 -	31.672	96.5	47.133	85.2	24.161	116.1	1:42.966		85.07	1.629	15:43:11.765
8 -	31.378	96.4	46.653	85.2	***24.095***	114.9	1:42.126	(2)	85.77	0.789	15:44:53.891
9 -	31.223	96.2	***45.982***	88.8	24.132	***116.7***	***1:41.337***	(1)	***86.44***		***15:46:35.228***
10 -	31.335	***96.8***	46.703	85.4	24.130	115.1	1:42.168	(3)	85.73	0.831	15:48:17.396
11 -	***31.066***	95.4	47.004	***91.6***	24.164	115.9	1:42.234		85.68	0.897	15:49:59.630

P20 33 A Nick HARYETT Reynard SF79

IDEAL LAP TIME : 1:40.721 BEST LAP TIME : 1:41.270 DIFFERENCE : 0.549

LAP	SECTOR 1		SECTOR 2		SECTOR 3		LAP TIME		MPH	DIFF	TIME OF DAY
1 -		90.6	45.851	82.3	24.356	***112.4***	1:51.213		78.76	9.943	15:30:11.381
2 -	31.580	***92.9***	***45.019***	***88.5***	27.732	83.0	1:44.331		83.96	3.061	15:31:55.712
3 -	38.645	42.2	1:58.821	27.2	59.066	35.7	3:36.532		40.45	1:55.262	15:35:32.244
4 -	1:01.505	35.5	58.046	60.5	27.761	110.7	2:27.312		59.46	46.042	15:37:59.556
5 -	31.770	91.6	45.162	84.3	24.580	109.4	1:41.512	(2)	86.29	0.242	15:39:41.068
6 -	31.909	91.1	46.423	85.2	25.356	108.2	1:43.688		84.48	2.418	15:41:24.756
7 -	32.368	90.0	45.467	87.1	***24.336***	109.8	1:42.171		85.73	0.901	15:43:06.927
8 -	31.897	89.0	45.282	86.8	24.700	108.5	1:41.879	(3)	85.98	0.609	15:44:48.806
9 -	***31.366***	89.8	45.386	84.6	24.518	107.8	***1:41.270***	(1)	***86.49***		***15:46:30.076***
10 -	31.984	89.9	46.770	79.4	25.209	106.0	1:43.963		84.25	2.693	15:48:14.039
11 -	32.224	87.7	48.726	86.0	26.164	88.6	1:47.114		81.78	5.844	15:50:01.153

Weather / Track : Sunny / Dry

Brands Hatch GP: 2.4332 miles
Date: 10/07/2022 Start: 15:28 Finish: 15:48

HSCC Historic Formula Ford 2000 Championship

RACE 14 - SECTOR ANALYSIS

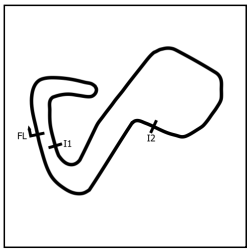

SECTOR 1 = FL to I1, SECTOR 2 = I1 to I2, SECTOR 3 = I2 to FL, DIFF = Difference To Personal Best Lap, P = Crossed Finish Line in Pit Lane, D = Time Disallowed

P21 79 A Andy LANGRIDGE Reynard SF78

IDEAL LAP TIME : 1:41.078 BEST LAP TIME : 1:41.191 DIFFERENCE : 0.113

LAP	SECTOR 1		SECTOR 2		SECTOR 3		LAP TIME	MPH	DIFF	TIME OF DAY
1 -		92.3	47.185	84.0	25.295	112.7	1:56.323	75.30	15.132	15:30:16.491
2 -	32.803	92.4	46.989	78.2	30.798	86.7	1:50.590	79.21	9.399	15:32:07.081
3 -	37.126	61.9	1:56.212	31.6	59.655	36.5	3:32.993	41.12	1:51.802	15:35:40.074
4 -	1:02.534	38.3	56.857	72.7	25.618	114.1	2:25.009	60.40	43.818	15:38:05.083
5 -	32.840	92.6	46.664	82.8	24.649	114.1	1:44.153	84.10	2.962	15:39:49.236
6 -	32.333	***94.3***	46.151	80.5	24.723	113.7	1:43.207	84.87	2.016	15:41:32.443
7 -	32.117	93.8	46.153	78.3	24.851	112.9	1:43.121	84.94	1.930	15:43:15.564
8 -	32.161	92.8	46.520	83.8	24.454	113.3	1:43.135	84.93	1.944	15:44:58.699
9 -	31.925	93.3	46.151	79.3	24.350	114.3	1:42.426 **(3)**	85.52	1.235	15:46:41.125
10 -	31.878	93.3	***45.264***	84.6	***24.049***	***115.1***	***1:41.191*** **(1)**	***86.56***		***15:48:22.316***
11 -	***31.765***	93.4	45.479	***86.0***	24.228	113.9	1:41.472 **(2)**	86.32	0.281	15:50:03.788

P22 77 A Dave MANNING Delta T79

IDEAL LAP TIME : 1:40.794 BEST LAP TIME : 1:41.667 DIFFERENCE : 0.873

LAP	SECTOR 1		SECTOR 2		SECTOR 3		LAP TIME	MPH	DIFF	TIME OF DAY
1 -		89.5	48.239	72.3	25.015	112.5	1:58.871	73.69	17.204	15:30:19.039
2 -	41.222	86.8	47.783	66.3	26.972	105.6	1:55.977	75.53	14.310	15:32:15.016
3 -	35.644	66.5	1:52.999	33.4	59.192	37.6	3:27.835	42.14	1:46.168	15:35:42.851
4 -	1:02.868	39.0	59.787	76.5	25.090	111.8	2:27.745	59.29	46.078	15:38:10.596
5 -	33.665	89.1	46.899	77.4	25.006	113.7	1:45.570	82.97	3.903	15:39:56.166
6 -	32.425	93.5	***44.813***	78.8	25.140	109.4	1:42.378	85.56	0.711	15:41:38.544
7 -	32.399	93.9	45.261	***84.3***	24.927	111.1	1:42.587	85.38	0.920	15:43:21.131
8 -	32.666	91.6	45.674	77.8	24.582	112.9	1:42.922	85.11	1.255	15:45:04.053
9 -	31.788	93.2	45.573	80.2	24.687	112.2	1:42.048 **(3)**	85.84	0.381	15:46:46.101
10 -	***31.612***	92.4	45.686	80.3	***24.369***	***115.3***	***1:41.667*** **(1)**	***86.16***		***15:48:27.768***
11 -	31.968	***94.6***	44.881	78.7	24.947	110.5	1:41.796 **(2)**	86.05	0.129	15:50:09.564

P23 99 A Geoff O'NION Reynard SF77

IDEAL LAP TIME : 1:41.458 BEST LAP TIME : 1:41.973 DIFFERENCE : 0.515

LAP	SECTOR 1		SECTOR 2		SECTOR 3		LAP TIME	MPH	DIFF	TIME OF DAY
1 -		88.4	47.847	79.9	25.219	111.1	1:58.106	74.16	16.133	15:30:18.274
2 -	32.649	88.6	46.381	77.1	31.197	89.8	1:50.227	79.47	8.254	15:32:08.501
3 -	37.535	56.3	1:55.815	30.3	59.444	34.9	3:32.794	41.16	1:50.821	15:35:41.295
4 -	1:02.545	40.9	59.839	78.6	25.592	110.5	2:27.976	59.19	46.003	15:38:09.271
5 -	34.508	87.2	46.849	80.8	25.365	110.0	1:46.722	82.08	4.749	15:39:55.993
6 -	32.132	90.4	46.073	85.9	24.537	111.1	1:42.742	85.26	0.769	15:41:38.735
7 -	32.612	***91.9***	45.529	***86.9***	***24.484***	111.2	1:42.625	85.35	0.652	15:43:21.360
8 -	31.821	91.0	45.781	85.9	24.499	111.1	1:42.101 **(3)**	85.79	0.128	15:45:03.461
9 -	31.593	90.6	45.850	86.8	24.530	***111.4***	***1:41.973*** **(1)**	***85.90***		***15:46:45.434***
10 -	***31.497***	90.8	46.049	86.3	24.656	***111.4***	1:42.202	85.71	0.229	15:48:27.636
11 -	31.791	91.0	***45.477***	83.1	24.725	110.1	1:41.993 **(2)**	85.88	0.020	15:50:09.629

P24 29 A John CONWAY Royale RP27

IDEAL LAP TIME : 1:40.683 BEST LAP TIME : 1:42.094 DIFFERENCE : 1.411

LAP	SECTOR 1		SECTOR 2		SECTOR 3		LAP TIME	MPH	DIFF	TIME OF DAY
1 -		86.2	48.534	77.1	24.684	114.9	1:59.200	73.48	17.106	15:30:19.368
2 -	38.698	90.9	46.591	79.7	25.736	96.9	1:51.025	78.89	8.931	15:32:10.393
3 -	36.120	53.6	1:55.990	36.7	59.497	35.9	3:31.607	41.39	1:49.513	15:35:42.000
4 -	1:02.618	39.1	59.770	75.3	25.051	113.7	2:27.439	59.41	45.345	15:38:09.439
5 -	34.749	85.4	47.337	75.5	24.873	114.7	1:46.959	81.89	4.865	15:39:56.398
6 -	33.939	***94.2***	***45.101***	***87.2***	***24.152***	113.5	1:43.192	84.88	1.098	15:41:39.590
7 -	32.320	91.6	45.865	81.4	24.337	114.5	1:42.522 **(2)**	85.44	0.428	15:43:22.112
8 -	32.194	89.5	45.613	78.9	24.287	***115.5***	***1:42.094*** **(1)**	***85.80***		***15:45:04.206***
9 -	32.807	91.8	45.827	83.6	24.412	111.4	1:43.046 **(3)**	85.00	0.952	15:46:47.252

HSCC Historic Formula Ford 2000 Championship

RACE 14 - SECTOR ANALYSIS

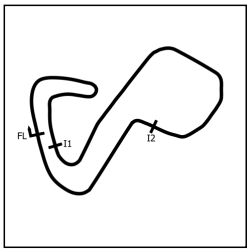

SECTOR 1 = FL to I1, SECTOR 2 = I1 to I2, SECTOR 3 = I2 to FL, DIFF = Difference To Personal Best Lap, P = Crossed Finish Line in Pit Lane, D = Time Disallowed

P25 60 B Paul HUBBARD Van Diemen RF78

IDEAL LAP TIME : 1:44.849 BEST LAP TIME : 1:51.264 DIFFERENCE : 6.415

LAP	SECTOR 1		SECTOR 2		SECTOR 3		LAP TIME		MPH	DIFF	TIME OF DAY
1 -		***92.0***	47.763	***83.3***	***24.604***	***112.7***	1:56.614	**(2)**	75.11	5.350	15:30:16.782
2 -	***33.160***	91.6	***47.085***	77.5	31.019	87.3	***1:51.264***	**(1)**	***78.73***		***15:32:08.046***
3 -	36.776	59.1	1:56.152	30.9	59.531	35.9	3:32.459		41.23	1:41.195	15:35:40.505
4 -	1:02.583	38.5	1:00.264	71.3	25.518	108.7	2:28.365	**(3)**	59.04	37.101	15:38:08.870

Weather / Track : Sunny / Dry

Brands Hatch GP: 2.4332 miles
Date: 10/07/2022 Start: 15:28 Finish: 15:48

HSCC Historic Formula Ford 2000 Championship

RACE 14 - BEST SECTORS

	SECTOR 1			SECTOR 2			SECTOR 3			IDEAL / BEST COMPARISON					
POS	NO	NAME	TIME	NO	NAME	TIME	NO	NAME	TIME	POS	NO	NAME	IDEAL	BEST	DIFF
												PERFECT LAP	1:33.372		
1	41	MERCER	29.242	8	FENNYMORE	41.601	41	MERCER	22.529	1	41	MERCER	1:33.404	1:33.404	0.000
2	8	FENNYMORE	29.279	41	MERCER	41.633	9	PEARSON	22.536	2	8	FENNYMORE	1:33.586	1:33.898	0.312
3	9	PEARSON	29.576	9	PEARSON	41.901	8	FENNYMORE	22.706	3	9	PEARSON	1:34.013	1:34.065	0.052
4	69	REYNARD	29.728	37	BANKHURST	42.414	37	BANKHURST	22.720	4	37	BANKHURST	1:34.880	1:34.990	0.110
5	37	BANKHURST	29.746	72	STORER	42.419	72	STORER	22.984	5	97	COOPER	1:35.594	1:35.888	0.294
6	97	COOPER	30.015	97	COOPER	42.516	97	COOPER	23.063	6	72	STORER	1:35.828	1:35.828	0.000
7	6	COLEMAN	30.123	6	COLEMAN	42.775	6	COLEMAN	23.086	7	6	COLEMAN	1:35.984	1:36.082	0.098
8	66	LANGRIDGE	30.134	55	FINCH	42.840	55	FINCH	23.124	8	69	REYNARD	1:36.051	1:36.266	0.215
9	90	GLASSWELL	30.186	66	LANGRIDGE	42.867	90	GLASSWELL	23.128	9	90	GLASSWELL	1:36.223	1:36.456	0.233
10	55	FINCH	30.275	90	GLASSWELL	42.909	69	REYNARD	23.188	10	55	FINCH	1:36.239	1:36.371	0.132
11	28	COLLINS	30.374	69	REYNARD	43.135	66	LANGRIDGE	23.277	11	66	LANGRIDGE	1:36.278	1:36.568	0.290
12	72	STORER	30.425	28	COLLINS	43.577	28	COLLINS	23.699	12	28	COLLINS	1:37.650	1:37.823	0.173
13	4	FARRELL	31.017	4	FARRELL	44.294	26	ROSE	23.744	13	4	FARRELL	1:39.432	1:40.168	0.736
14	39	CONWAY	31.056	75	WRIGHT	44.426	85	COLLYER	23.983	14	39	CONWAY	1:39.754	1:39.849	0.095
15	49	WILKINSON	31.066	39	CONWAY	44.706	39	CONWAY	23.992	15	75	WRIGHT	1:39.772	1:40.131	0.359
16	75	WRIGHT	31.137	77	MANNING	44.813	44	PEARSON	24.032	16	26	ROSE	1:39.867	1:40.062	0.195
17	26	ROSE	31.220	26	ROSE	44.903	79	LANGRIDGE	24.049	17	29	CONWAY	1:40.683	1:42.094	1.411
18	44	PEARSON	31.310	33	HARYETT	45.019	49	WILKINSON	24.095	18	33	HARYETT	1:40.721	1:41.270	0.549
19	33	HARYETT	31.366	29	CONWAY	45.101	4	FARRELL	24.121	19	77	MANNING	1:40.794	1:41.667	0.873
20	29	CONWAY	31.430	79	LANGRIDGE	45.264	29	CONWAY	24.152	20	79	LANGRIDGE	1:41.078	1:41.191	0.113
21	99	O'NION	31.497	99	O'NION	45.477	75	WRIGHT	24.209	21	85	COLLYER	1:41.082	1:41.269	0.187
22	85	COLLYER	31.541	85	COLLYER	45.558	33	HARYETT	24.336	22	49	WILKINSON	1:41.143	1:41.337	0.194
23	77	MANNING	31.612	44	PEARSON	45.856	77	MANNING	24.369	23	44	PEARSON	1:41.198	1:41.894	0.696
24	79	LANGRIDGE	31.765	49	WILKINSON	45.982	99	O'NION	24.484	24	99	O'NION	1:41.458	1:41.973	0.515
25	60	HUBBARD	33.160	60	HUBBARD	47.085	60	HUBBARD	24.604	25	60	HUBBARD	1:44.849	1:51.264	6.415
26															

Weather / Track : Sunny / Dry

Brands Hatch GP: 2.4332 miles
Date: 10/07/2022 Start: 15:28 Finish: 15:48

Results can be found at www.tsl-timing.com

Printed - 15:51 Sunday, 10 July 2022

HSCC Historic Formula Ford 2000 Championship

RACE 14 - BEST SPEEDS

	INTERMEDIATE 1			INTERMEDIATE 2			FINISH LINE		
POS	NO	NAME	MPH	NO	NAME	MPH	NO	NAME	MPH
1	**72**	STORER	**100.0**	**8**	FENNYMORE	**97.8**	**90**	GLASSWELL	**119.6**
2	**90**	GLASSWELL	**99.4**	**41**	MERCER	**97.8**	**72**	STORER	**118.1**
3	**69**	REYNARD	**99.2**	**9**	PEARSON	**97.5**	**8**	FENNYMORE	**117.5**
4	**8**	FENNYMORE	**98.9**	**37**	BANKHURST	**97.2**	**55**	FINCH	**117.5**
5	**37**	BANKHURST	**98.6**	**97**	COOPER	**95.3**	**39**	CONWAY	**117.5**
6	**97**	COOPER	**98.6**	**6**	COLEMAN	**95.3**	**69**	REYNARD	**117.1**
7	**6**	COLEMAN	**98.2**	**69**	REYNARD	**93.0**	**97**	COOPER	**117.1**
8	**41**	MERCER	**98.1**	**66**	LANGRIDGE	**92.6**	**41**	MERCER	**116.9**
9	**55**	FINCH	**97.9**	**72**	STORER	**92.3**	**37**	BANKHURST	**116.9**
10	**66**	LANGRIDGE	**97.8**	**55**	FINCH	**92.0**	**9**	PEARSON	**116.7**
11	**9**	PEARSON	**97.5**	**49**	WILKINSON	**91.6**	**66**	LANGRIDGE	**116.7**
12	**28**	COLLINS	**96.9**	**90**	GLASSWELL	**89.7**	**49**	WILKINSON	**116.7**
13	**26**	ROSE	**96.9**	**33**	HARYETT	**88.5**	**6**	COLEMAN	**116.1**
14	**39**	CONWAY	**96.9**	**28**	COLLINS	**88.1**	**26**	ROSE	**116.1**
15	**49**	WILKINSON	**96.8**	**85**	COLLYER	**87.9**	**28**	COLLINS	**115.9**
16	**75**	WRIGHT	**96.4**	**26**	ROSE	**87.2**	**75**	WRIGHT	**115.5**
17	**4**	FARRELL	**96.0**	**29**	CONWAY	**87.2**	**29**	CONWAY	**115.5**
18	**77**	MANNING	**94.6**	**39**	CONWAY	**87.0**	**77**	MANNING	**115.3**
19	**79**	LANGRIDGE	**94.3**	**99**	O'NION	**86.9**	**85**	COLLYER	**115.1**
20	**29**	CONWAY	**94.2**	**79**	LANGRIDGE	**86.0**	**79**	LANGRIDGE	**115.1**
21	**44**	PEARSON	**93.8**	**75**	WRIGHT	**85.1**	**44**	PEARSON	**114.9**
22	**85**	COLLYER	**93.8**	**4**	FARRELL	**84.3**	**4**	FARRELL	**113.7**
23	**15**	THOMPSON	**93.7**	**77**	MANNING	**84.3**	**60**	HUBBARD	**112.7**
24	**33**	HARYETT	**92.9**	**44**	PEARSON	**84.2**	**33**	HARYETT	**112.4**
25	**60**	HUBBARD	**92.0**	**60**	HUBBARD	**83.3**	**99**	O'NION	**111.4**
26	**99**	O'NION	**91.9**						
27									
28									

Weather / Track : Sunny / Dry

Brands Hatch GP: 2.4332 miles
Date: 10/07/2022 Start: 15:28 Finish: 15:48

Results can be found at www.tsl-timing.com

Printed - 15:51 Sunday, 10 July 2022

HSCC Historic Formula Ford 2000 Championship

RACE 14 - STATISTICS

Competitors Started	26
Planned Start	2022-07-10 @ 15:28:00.000
Actual Start	2022-07-10 @ 15:28:20.167
Finish Time	2022-07-10 @ 15:48:51.000
Track Length	2.4332mi.
Total Laps	266
Total Distance Covered	647.2550mi.

Session Fastest Lap History

NO	CL	NAME	LAP TIME	TIME OF DAY	LAP	VEHICLE
8	A	**Graham FENNYMORE**	**1:40.490**	15:30:00.668	1	Reynard SF78
8	A	**Graham FENNYMORE**	**1:34.629**	15:31:35.296	2	Reynard SF78
8	A	**Graham FENNYMORE**	**1:34.572**	15:39:26.802	5	Reynard SF78
8	A	**Graham FENNYMORE**	**1:34.187**	15:41:00.989	6	Reynard SF78
8	A	**Graham FENNYMORE**	**1:34.015**	15:42:35.004	7	Reynard SF78
41	A	**Marc MERCER**	**1:33.921**	15:45:45.783	9	Reynard SF79
8	A	**Graham FENNYMORE**	**1:33.898**	15:47:17.282	10	Reynard SF78
41	A	**Marc MERCER**	**1:33.577**	15:47:19.358	10	Reynard SF79
41	A	**Marc MERCER**	**1:33.404**	15:48:52.762	11	Reynard SF79

Session Leader History

NO	CL	NAME	FROM LAP	LAPS LED	DISTANCE	VEHICLE
8	A	**Graham FENNYMORE**	1	11	26.76 miles	Reynard SF78

Flag History

TYPE	TIME OF DAY
GREEN	15:28:20.167
SAFETY	15:31:30.369
GREEN	15:37:49.620
FINISH	15:48:51.000

Flag Statistics

TYPE	COUNT	TOTAL LAPS	TOTAL TIME
Green	2	9	16:11.091
Red	0	0	0.000
Safety Car	1	2	6:19.251
FCY	0	0	0.000

Weather / Track : Sunny / Dry

Brands Hatch GP: 2.4332 miles
Date: 10/07/2022 Start: 15:28 Finish: 15:48

HSCC Historic Formula Ford 2000 Championship

RACE 14 - STATISTICS

CLASS : A

24 Starters

Fastest Lap History

NO	NAME	LAP TIME	TIME OF DAY	LAP	VEHICLE
8	**Graham FENNYMORE**	**1:40.490**	15:30:00.668	1	Reynard SF78
8	**Graham FENNYMORE**	**1:34.629**	15:31:35.296	2	Reynard SF78
8	**Graham FENNYMORE**	**1:34.572**	15:39:26.802	5	Reynard SF78
8	**Graham FENNYMORE**	**1:34.187**	15:41:00.989	6	Reynard SF78
8	**Graham FENNYMORE**	**1:34.015**	15:42:35.004	7	Reynard SF78
41	**Marc MERCER**	**1:33.921**	15:45:45.783	9	Reynard SF79
8	**Graham FENNYMORE**	**1:33.898**	15:47:17.282	10	Reynard SF78
41	**Marc MERCER**	**1:33.577**	15:47:19.358	10	Reynard SF79
41	**Marc MERCER**	**1:33.404**	15:48:52.762	11	Reynard SF79

Leader History

NO	NAME	FROM LAP	LAPS LED	DISTANCE	VEHICLE
8	**Graham FENNYMORE**	1	11	26.76 miles	Reynard SF78

Weather / Track : Sunny / Dry

Brands Hatch GP: 2.4332 miles
Date: 10/07/2022 Start: 15:28 Finish: 15:48

HSCC Historic Formula Ford 2000 Championship

RACE 14 - STATISTICS

CLASS : B

2 Starters

Fastest Lap History

NO	NAME	LAP TIME	TIME OF DAY	LAP	VEHICLE
85	**Stephen COLLYER**	**1:54.577**	15:30:14.760	1	Crossle 33F
85	**Stephen COLLYER**	**1:49.436**	15:32:04.200	2	Crossle 33F
85	**Stephen COLLYER**	**1:42.803**	15:39:47.155	5	Crossle 33F
85	**Stephen COLLYER**	**1:42.269**	15:41:29.424	6	Crossle 33F
85	**Stephen COLLYER**	**1:41.399**	15:43:10.822	7	Crossle 33F
85	**Stephen COLLYER**	**1:41.269**	15:44:52.093	8	Crossle 33F

Leader History

NO	NAME	FROM LAP	LAPS LED	DISTANCE	VEHICLE
85	**Stephen COLLYER**	1	11	26.76 miles	Crossle 33F

Weather / Track : Sunny / Dry

Brands Hatch GP: 2.4332 miles
Date: 10/07/2022 Start: 15:28 Finish: 15:48

HSCC GT & SR CHAMPIONSHIP FOR THE GUARDS TROPHY

Pre 66 GT and Pre 69 sports-racing cars

Legends of Brands Hatch Super Prix

Brands Hatch GP

10th July 2022

Timing & Results Provided by Timing Solutions Ltd

www.tsl-timing.com

Brands Hatch GP

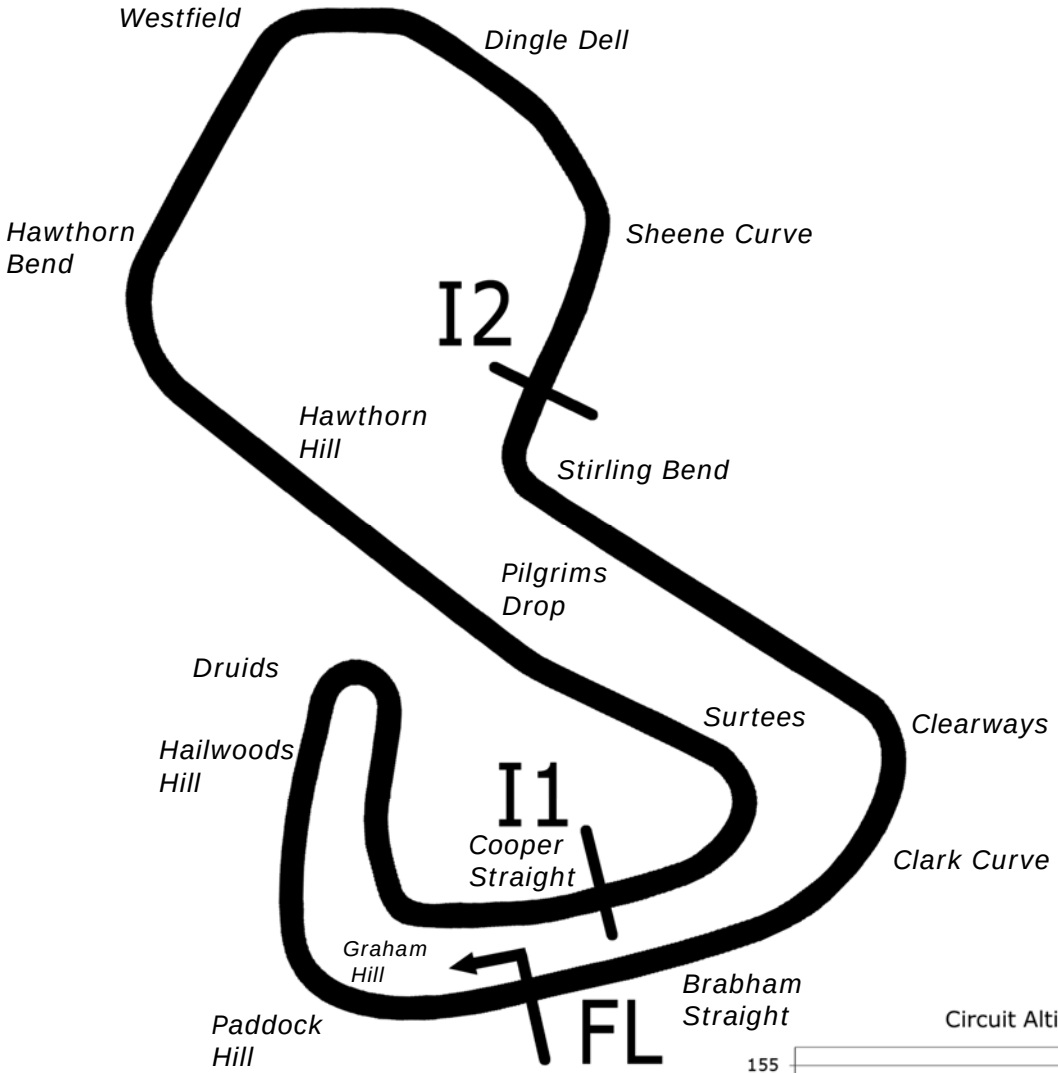

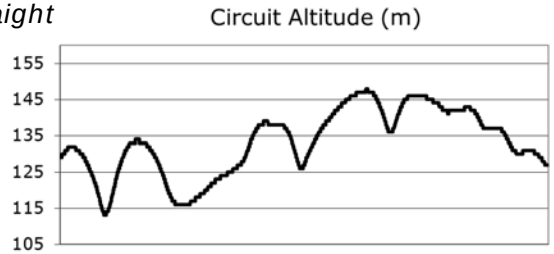

Length	2.4332 miles	3916.0 m	
FL		51.36032 N	0.26032 E
I1	1116m	51.35934 N	0.25955 E
I2	2928m	51.35532 N	0.26250 E
Pit Entry	3646m	51.35911 N	0.25743 E
Pit Exit	26m after FL	51.36027 N	0.26078 E

Pit Entry–Pit Exit 277m, 19.9s @50kph, 16.6s @60kph

All results available at www.tsl-timing.com

Sheet No:	Issue Time:

HSCC GT & SR Championship for the Guards Trophy

QUALIFYING - RACE 18 - CLASSIFICATION

POS	NO	CL	PIC	NAME	ENTRY	TIME	ON	LAPS	GAP	DIFF	MPH
1	**11**	SRE	1	**JACKSON S / JACKSON C**	Lenham P70	**1:37.054**	8	8			90.25
2	**55**	SRD	1	**David FORSBREY**	Chevron B8	**1:39.832**	16	16	**2.778**	2.778	87.74
3	**33***	SRE	2	**Mark DWYER**	Lenham P69	**1:40.009**	10	12	**2.955**	0.177	87.59
4	**25**	SRB	1	**HIBBERD A / HIBBERD M**	Lotus 23B	**1:41.037**	12	12	**3.983**	1.028	86.69
5	**9**	INV	1	**Richard PIPER**	Brahma B2	**1:41.435**	6	9	**4.381**	0.398	86.35
6	**39**	SRB	2	**Peter DE LA ROCHE**	Lotus 23B	**1:41.625**	12	14	**4.571**	0.190	86.19
7	**45**	SRD	2	**DODD G / DODD J**	Ginetta G16	**1:41.726**	14	14	**4.672**	0.101	86.11
8	**41**	SRB	3	**CLARIDGE / GOMES**	Lotus 23B	**1:41.975**	13	13	**4.921**	0.249	85.90
9	**32**	SRD	3	**Charlie ALLISON**	Chevron B8	**1:42.245**	9	12	**5.191**	0.270	85.67
10	**65**	D	1	**Peter THOMPSON**	TVR Griffith	**1:43.034**	8	8	**5.980**	0.789	85.01
11	**86**	SRD	4	**Dan BALFOUR**	Chevron B8	**1:43.376**	14	14	**6.322**	0.342	84.73
12	**14**	D	2	**John SPIERS**	TVR Griffith	**1:43.831**	7	7	**6.777**	0.455	84.36
13	**186**	SRD	5	**Robert SHAW**	Chevron B8	**1:44.464**	12	12	**7.410**	0.633	83.85
14	**42**	SRD	6	**Hugh COLMAN**	Chevron B8	**1:44.538**	13	14	**7.484**	0.074	83.79
15	**16**	SRD	7	**Phillip NELSON**	Chevron B8GT	**1:45.262**	13	14	**8.208**	0.724	83.21
16	**26**	A	1	**John DAVISON**	Lotus Elan 26R	**1:45.678**	2	8	**8.624**	0.416	82.89
17	**195**	A	2	**Giles DAWSON**	Lotus Elan 26R	**1:45.711**	12	14	**8.657**	0.033	82.86
18	**99**	A	3	**Nick POWELL**	Lotus Elan 26R	**1:46.287**	13	15	**9.233**	0.576	82.41
19	**61**	A	4	**Ross HYETT**	Ginetta G4R	**1:46.311**	12	12	**9.257**	0.024	82.39
20	**49***	A	5	**SCHRYVER M / SCHRYVER W**	Lotus Elan Shapecraft	**1:47.570**	8	11	**10.516**	1.259	81.43
21	**30**	A	6	**Ben SNEE**	Lotus Elan GTS	**1:49.790**	8	14	**12.736**	2.220	79.78
22	**22**	A	7	**Mark GODFREY**	Ginetta G4R	**1:52.904**	10	12	**15.850**	3.114	77.58
23	**19**	C	1	**CHAPMAN / WOOD**	Austin Healey 3000	**2:06.925**	11	11	**29.871**	14.021	69.01
24	**31**	SRE	3	**TUSTING R / TUSTING B**	Lenham P69 Spider			1			

***Car 33 requires a working transponder - Regulation Q12.8.1 refers.**

No. 49 - 1 Lap time disallowed; exceeding track limits.

Weather / Track : Sunny / Dry

These results are provisional until the conclusion of any judicial and technical matters.

Brands Hatch GP: 2.4332 miles

Date: 10/07/2022 Start: 11:28 Finish: 11:58

Clerk Of Course : Julian Floyd	Stewards :	Timekeeper : Nick Palmer

Results can be found at www.tsl-timing.com

Printed - 12:00 Sunday, 10 July 2022

HSCC GT & SR Championship for the Guards Trophy

QUALIFYING - RACE 18 - SECTOR ANALYSIS

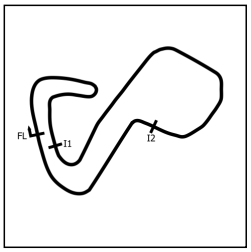

SECTOR 1 = FL to I1, SECTOR 2 = I1 to I2, SECTOR 3 = I2 to FL, DIFF = Difference To Personal Best Lap, P = Crossed Finish Line in Pit Lane, D = Time Disallowed

P1 11 SRE JACKSON S / JACKSON C — Lenham P70

IDEAL LAP TIME : 1:37.023 BEST LAP TIME : 1:37.054 DIFFERENCE : 0.031

LAP	SECTOR 1		SECTOR 2		SECTOR 3		LAP TIME		MPH	DIFF	TIME OF DAY
1 -	OUTLAP	93.8	45.896	90.6	23.749	***120.2***	1:44.461		83.85	7.407	11:30:40.494
2 -	31.425	98.3	44.220	88.4	23.497	***120.2***	1:39.142		88.35	2.088	11:32:19.636
3 -	36.775	59.9	1:08.458	58.0	IN PIT		3:39.971	**P**	39.82	2:02.917	11:35:59.607
4 -	OUTLAP	37.2	1:48.672	33.4	49.023	48.3	3:47.525		38.50	2:10.471	11:39:47.132
5 -	1:08.677	34.2	1:13.799	50.9	31.607	115.1	2:54.083		50.31	1:17.029	11:42:41.215
6 -	31.097	97.2	43.344	88.8	23.435	118.9	1:37.876	**(3)**	89.49	0.822	11:44:19.091
7 -	30.754	97.9	43.406	91.5	23.387	119.8	1:37.547	**(2)**	89.80	0.493	11:45:56.638
8 -	30.709	***99.5***	***43.073***	***92.4***	***23.272***	120.0	***1:37.054***	**(1)**	***90.25***		***11:47:33.692***

P2 55 SRD David FORSBREY — Chevron B8

IDEAL LAP TIME : 1:39.829 BEST LAP TIME : 1:39.832 DIFFERENCE : 0.003

LAP	SECTOR 1		SECTOR 2		SECTOR 3		LAP TIME		MPH	DIFF	TIME OF DAY
1 -	OUTLAP	77.2	49.089	78.2	25.413	120.2	1:53.992		76.84	14.160	11:30:28.109
2 -	33.116	89.4	47.062	74.8	24.640	122.0	1:44.818		83.57	4.986	11:32:12.927
3 -	34.755	42.5	1:08.493	58.0	34.727	70.8	2:17.975		63.48	38.143	11:34:30.902
4 -	42.989	72.3	57.761	59.7	32.519	69.9	2:13.269		65.73	33.437	11:36:44.171
5 -	39.855	80.4	1:36.575	34.6	47.575	46.5	3:04.005		47.60	1:24.173	11:39:48.176
6 -	1:08.346	34.5	1:14.001	44.7	33.158	113.1	2:55.505		49.91	1:15.673	11:42:43.681
7 -	33.538	97.1	45.826	79.9	24.170	122.4	1:43.534		84.60	3.702	11:44:27.215
8 -	32.340	99.4	45.495	83.1	23.852	122.9	1:41.687		86.14	1.855	11:46:08.902
9 -	31.869	96.9	46.556	82.4	24.172	122.9	1:42.597		85.38	2.765	11:47:51.499
10 -	31.928	***99.7***	47.894	66.1	24.947	122.2	1:44.769		83.61	4.937	11:49:36.268
11 -	33.070	96.5	45.000	83.5	23.976	122.2	1:42.046		85.84	2.214	11:51:18.314
12 -	33.545	93.0	45.189	83.4	***23.833***	***123.5***	1:42.567		85.40	2.735	11:53:00.881
13 -	31.814	98.6	45.513	***85.7***	23.992	122.4	1:41.319	**(3)**	86.45	1.487	11:54:42.200
14 -	32.019	98.1	45.548	77.8	25.751	120.4	1:43.318		84.78	3.486	11:56:25.518
15 -	32.051	99.1	44.560	83.6	23.977	122.0	1:40.588	**(2)**	87.08	0.756	11:58:06.106
16 -	***31.552***	97.8	***44.444***	82.2	23.836	***123.5***	***1:39.832***	**(1)**	***87.74***		***11:59:45.938***

P3 33 SRE Mark DWYER — Lenham P69

IDEAL LAP TIME : BEST LAP TIME : 1:40.009 DIFFERENCE :

LAP	SECTOR 1	SECTOR 2	SECTOR 3	LAP TIME		MPH	DIFF	TIME OF DAY
1 -				1:45.394		83.11	5.385	11:32:40.220
2 -				7:16.491		20.06	5:36.482	11:39:56.711
3 -				2:52.275		50.84	1:12.266	11:42:48.986
4 -				1:43.102		84.96	3.093	11:44:32.088
5 -				1:43.804		84.38	3.795	11:46:15.892
6 -				1:40.967		86.75	0.958	11:47:56.859
7 -				1:42.113		85.78	2.104	11:49:38.972
8 -				1:40.714		86.97	0.705	11:51:19.686
9 -				1:40.434		87.21	0.425	11:53:00.120
10 -				***1:40.009***	**(1)**	***87.59***		***11:54:40.129***
11 -				1:40.404	**(3)**	87.24	0.395	11:56:20.533
12 -				1:40.364	**(2)**	87.28	0.355	11:58:00.897

Weather / Track : Sunny / Dry

Brands Hatch GP: 2.4332 miles
Date: 10/07/2022 Start: 11:28 Finish: 11:58

HSCC GT & SR Championship for the Guards Trophy

QUALIFYING - RACE 18 - SECTOR ANALYSIS

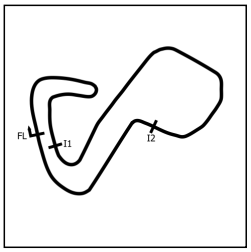

SECTOR 1 = FL to I1, SECTOR 2 = I1 to I2, SECTOR 3 = I2 to FL, DIFF = Difference To Personal Best Lap, P = Crossed Finish Line in Pit Lane, D = Time Disallowed

P4 25 SRB HIBBERD A / HIBBERD M — Lotus 23B

IDEAL LAP TIME : 1:40.815 BEST LAP TIME : 1:41.037 DIFFERENCE : 0.222

LAP	SECTOR 1		SECTOR 2		SECTOR 3		LAP TIME		MPH	DIFF	TIME OF DAY
1 -	OUTLAP	86.8	47.541	73.9	24.980	121.7	1:50.019		79.62	8.982	11:30:09.435
2 -	33.562	93.2	47.688	70.4	25.243	121.7	1:46.493		82.25	5.456	11:31:55.928
3 -	34.443	82.1	1:05.363	58.4	35.044	62.9	2:14.850		64.95	33.813	11:34:10.778
4 -	48.209	70.9	1:01.564	57.9	34.787	71.3	2:24.560		60.59	43.523	11:36:35.338
5 -	43.367	62.6	1:40.497	33.9	IN PIT		5:01.269	P	29.07	3:20.232	11:41:36.607
6 -	OUTLAP	52.6	54.155	79.2	25.586	121.5	2:00.620		72.62	19.583	11:43:37.227
7 -	32.433	98.5	45.612	***83.3***	24.163	120.9	1:42.208		85.70	1.171	11:45:19.435
8 -	31.867	95.3	45.668	83.2	***24.102***	121.7	1:41.637	(2)	86.18	0.600	11:47:01.072
9 -	31.893	98.3	46.291	78.6	24.582	121.3	1:42.766		85.24	1.729	11:48:43.838
10 -	31.986	97.8	45.458	75.5	24.525	***122.2***	1:41.969	(3)	85.90	0.932	11:50:25.807
11 -	***31.753***	***99.5***	47.157	71.4	25.411	122.0	1:44.321		83.97	3.284	11:52:10.128
12 -	31.828	99.4	***44.960***	78.3	24.249	122.0	***1:41.037***	(1)	***86.69***		***11:53:51.165***

P5 9 INV Richard PIPER — Brahma B2

IDEAL LAP TIME : 1:41.028 BEST LAP TIME : 1:41.435 DIFFERENCE : 0.407

LAP	SECTOR 1		SECTOR 2		SECTOR 3		LAP TIME		MPH	DIFF	TIME OF DAY
1 -	OUTLAP	91.3	47.808	64.6	27.245	112.2	1:54.946		76.20	13.511	11:31:56.262
2 -	34.731	91.0	1:05.402	60.1	IN PIT		6:40.980	P	21.84	4:59.545	11:38:37.242
3 -	OUTLAP	50.9	1:10.589	49.3	34.978	81.4	2:35.139		56.46	53.704	11:41:12.381
4 -	44.117	59.1	1:01.267	62.0	26.860	115.3	2:12.244		66.23	30.809	11:43:24.625
5 -	32.545	***100.0***	45.482	78.6	24.962	116.1	1:42.989		85.05	1.554	11:45:07.614
6 -	31.886	***100.0***	45.358	82.4	24.191	118.5	***1:41.435***	(1)	***86.35***		***11:46:49.049***
7 -	***31.725***	98.2	45.762	***83.7***	24.238	***119.6***	1:41.725	(2)	86.11	0.290	11:48:30.774
8 -	31.942	98.5	***45.193***	83.2	24.864	119.4	1:41.999		85.88	0.564	11:50:12.773
9 -	32.078	97.9	45.797	82.7	***24.110***	119.1	1:41.985	(3)	85.89	0.550	11:51:54.758

P6 39 SRB Peter DE LA ROCHE — Lotus 23B

IDEAL LAP TIME : 1:41.248 BEST LAP TIME : 1:41.625 DIFFERENCE : 0.377

LAP	SECTOR 1		SECTOR 2		SECTOR 3		LAP TIME		MPH	DIFF	TIME OF DAY
1 -	OUTLAP	78.5	49.987	75.4	25.338	120.4	1:54.492		76.51	12.867	11:30:55.020
2 -	33.910	88.6	47.455	73.5	27.735	69.4	1:49.100		80.29	7.475	11:32:44.120
3 -	43.102	57.6	1:36.747	35.9	49.263	42.3	3:09.112		46.32	1:27.487	11:35:53.232
4 -	1:11.337	39.1	1:48.290	34.9	52.675	46.7	3:52.302		37.70	2:10.677	11:39:45.534
5 -	1:05.860	46.7	1:16.670	52.1	33.499	114.9	2:56.029		49.76	1:14.404	11:42:41.563
6 -	33.455	90.5	45.472	80.4	24.450	121.1	1:43.377		84.73	1.752	11:44:24.940
7 -	32.913	95.1	45.235	78.9	24.304	122.9	1:42.452	(3)	85.50	0.827	11:46:07.392
8 -	32.417	97.6	45.706	78.2	24.203	***123.1***	1:42.326	(2)	85.60	0.701	11:47:49.718
9 -	32.295	***98.5***	50.199	76.9	26.506	81.3	1:49.000		80.36	7.375	11:49:38.718
10 -	34.197	96.8	***44.966***	***82.3***	24.967	116.7	1:44.130		84.12	2.505	11:51:22.848
11 -	33.108	94.2	45.443	81.8	24.325	122.4	1:42.876		85.14	1.251	11:53:05.724
12 -	32.476	98.2	45.138	76.9	***24.011***	122.4	***1:41.625***	(1)	***86.19***		***11:54:47.349***
13 -	***32.271***	93.4	50.208	66.1	27.457	101.9	1:49.936		79.68	8.311	11:56:37.285
14 -	34.989	87.2	48.999	73.5	27.024	94.6	1:51.012		78.90	9.387	11:58:28.297

HSCC GT & SR Championship for the Guards Trophy

QUALIFYING - RACE 18 - SECTOR ANALYSIS

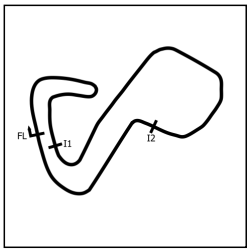

SECTOR 1 = FL to I1, SECTOR 2 = I1 to I2, SECTOR 3 = I2 to FL, DIFF = Difference To Personal Best Lap, P = Crossed Finish Line in Pit Lane, D = Time Disallowed

P7 45 SRD DODD G / DODD J — Ginetta G16

IDEAL LAP TIME : 1:41.392 BEST LAP TIME : 1:41.726 DIFFERENCE : 0.334

LAP	SECTOR 1		SECTOR 2		SECTOR 3		LAP TIME		MPH	DIFF	TIME OF DAY
1 -	OUTLAP	68.5	52.542	68.6	26.819	109.1	2:00.301		72.81	18.575	11:30:32.376
2 -	36.554	77.8	48.615	70.1	25.239	120.2	1:50.408		79.34	8.682	11:32:22.784
3 -	37.404	53.7	1:10.256	63.5	IN PIT		5:48.842	P	25.11	4:07.116	11:38:11.626
4 -	OUTLAP	69.3	1:01.130	68.4	28.239	115.1	2:14.549		65.10	32.823	11:40:26.175
5 -	42.845	33.4	1:14.482	65.1	28.615	116.5	2:25.942		60.02	44.216	11:42:52.117
6 -	34.756	83.9	49.089	73.1	25.668	122.4	1:49.513		79.98	7.787	11:44:41.630
7 -	33.190	91.3	46.135	76.8	25.181	122.0	1:44.506		83.82	2.780	11:46:26.136
8 -	32.530	95.1	45.867	81.3	24.372	123.3	1:42.769		85.23	1.043	11:48:08.905
9 -	32.251	94.3	46.582	69.3	25.418	122.2	1:44.251		84.02	2.525	11:49:53.156
10 -	32.330	***95.7***	***45.006***	82.2	24.660	120.9	1:41.996	(2)	85.88	0.270	11:51:35.152
11 -	36.496	78.8	54.296	67.6	27.170	119.1	1:57.962		74.25	16.236	11:53:33.114
12 -	32.554	94.9	45.591	80.1	24.263	123.8	1:42.408	(3)	85.53	0.682	11:55:15.522
13 -	32.379	93.4	45.837	77.8	24.577	***124.0***	1:42.793		85.21	1.067	11:56:58.315
14 -	***32.209***	95.3	45.340	***82.7***	***24.177***	123.8	***1:41.726***	(1)	***86.11***		***11:58:40.041***

P8 41 SRB CLARIDGE / GOMES — Lotus 23B

IDEAL LAP TIME : 1:41.678 BEST LAP TIME : 1:41.975 DIFFERENCE : 0.297

LAP	SECTOR 1		SECTOR 2		SECTOR 3		LAP TIME		MPH	DIFF	TIME OF DAY
1 -	OUTLAP	80.9	51.045	76.5	25.686	117.5	1:57.008		74.86	15.033	11:30:45.005
2 -	34.836	86.3	46.882	74.8	25.418	102.4	1:47.136		81.76	5.161	11:32:32.141
3 -	39.825	47.1	1:48.683	34.7	IN PIT		5:33.858	P	26.23	3:51.883	11:38:05.999
4 -	OUTLAP	52.7	1:03.417	70.4	27.023	102.1	2:13.725		65.50	31.750	11:40:19.724
5 -	45.699	31.4	1:15.121	65.1	29.996	116.1	2:30.816		58.08	48.841	11:42:50.540
6 -	34.358	86.2	47.696	81.7	24.939	120.9	1:46.993		81.87	5.018	11:44:37.533
7 -	33.952	***90.8***	46.838	74.8	24.833	122.6	1:45.623		82.93	3.648	11:46:23.156
8 -	32.870	90.0	46.678	73.9	IN PIT		4:25.446	P	33.00	2:43.471	11:50:48.602
9 -	OUTLAP	81.9	48.109	71.6	24.999	125.6	1:55.658		75.73	13.683	11:52:44.260
10 -	32.478	85.3	46.048	78.7	24.432	125.6	1:42.958		85.08	0.983	11:54:27.218
11 -	32.635	90.0	***45.186***	***83.0***	24.332	124.2	1:42.153	(2)	85.75	0.178	11:56:09.371
12 -	32.556	89.3	45.712	74.3	***24.135***	***126.3***	1:42.403	(3)	85.54	0.428	11:57:51.774
13 -	***32.357***	89.9	45.376	78.7	24.242	112.5	***1:41.975***	(1)	***85.90***		***11:59:33.749***

P9 32 SRD Charlie ALLISON — Chevron B8

IDEAL LAP TIME : 1:41.932 BEST LAP TIME : 1:42.245 DIFFERENCE : 0.313

LAP	SECTOR 1		SECTOR 2		SECTOR 3		LAP TIME		MPH	DIFF	TIME OF DAY
1 -	OUTLAP	87.4	48.347	69.1	25.487	123.5	1:52.789		77.66	10.544	11:31:12.614
2 -	33.125	93.2	46.751	75.3	IN PIT		7:01.670	P	20.77	5:19.425	11:38:14.284
3 -	OUTLAP	67.7	1:01.141	64.5	30.738	94.1	2:17.045		63.91	34.800	11:40:31.329
4 -	42.765	45.4	1:12.959	60.1	30.223	122.4	2:25.947		60.02	43.702	11:42:57.276
5 -	32.662	***98.2***	46.322	71.4	24.988	124.0	1:43.972		84.25	1.727	11:44:41.248
6 -	***32.326***	93.4	46.802	79.7	25.422	121.1	1:44.550		83.78	2.305	11:46:25.798
7 -	32.343	94.2	***45.498***	83.9	24.958	120.0	1:42.799	(3)	85.21	0.554	11:48:08.597
8 -	32.984	94.6	47.067	72.2	25.343	123.3	1:45.394		83.11	3.149	11:49:53.991
9 -	32.405	91.9	45.732	***85.3***	***24.108***	***124.7***	***1:42.245***	(1)	***85.67***		***11:51:36.236***
10 -	32.454	97.9	46.145	81.4	24.393	123.1	1:42.992		85.05	0.747	11:53:19.228
11 -	32.406	94.1	45.929	80.2	24.580	121.3	1:42.915		85.11	0.670	11:55:02.143
12 -	32.509	93.2	45.509	80.5	24.458	115.7	1:42.476	(2)	85.48	0.231	11:56:44.619

HSCC GT & SR Championship for the Guards Trophy

QUALIFYING - RACE 18 - SECTOR ANALYSIS

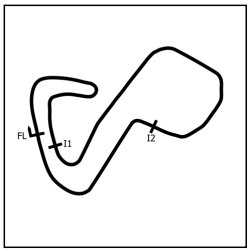

SECTOR 1 = FL to I1, SECTOR 2 = I1 to I2, SECTOR 3 = I2 to FL, DIFF = Difference To Personal Best Lap, P = Crossed Finish Line in Pit Lane, D = Time Disallowed

P10 65 D Peter THOMPSON — TVR Griffith

IDEAL LAP TIME : 1:42.821 BEST LAP TIME : 1:43.034 DIFFERENCE : 0.213

LAP	SECTOR 1		SECTOR 2		SECTOR 3		LAP TIME		MPH	DIFF	TIME OF DAY
1 -	OUTLAP	83.4	48.212	68.8	25.063	***127.8***	1:50.846		79.02	7.812	11:30:31.162
2 -	33.898	86.1	46.775	75.6	24.613	126.6	1:45.286		83.20	2.252	11:32:16.448
3 -	36.618	47.4	1:11.127	57.1	IN PIT		6:10.778	**P**	23.62	4:27.744	11:38:27.226
4 -	OUTLAP	61.8	57.865	65.4	30.686	88.6	2:12.500		66.11	29.466	11:40:39.726
5 -	39.823	53.0	1:17.853	59.2	25.696	124.7	2:23.372		61.09	40.338	11:43:03.098
6 -	33.504	***91.6***	***45.860***	***79.7***	24.368	126.3	1:43.732	**(3)**	84.44	0.698	11:44:46.830
7 -	33.310	87.4	45.997	76.9	24.372	127.5	1:43.679	**(2)**	84.49	0.645	11:46:30.509
8 -	***32.754***	90.3	46.073	76.6	***24.207***	126.3	***1:43.034***	**(1)**	***85.01***		***11:48:13.543***

P11 86 SRD Dan BALFOUR — Chevron B8

IDEAL LAP TIME : 1:43.340 BEST LAP TIME : 1:43.376 DIFFERENCE : 0.036

LAP	SECTOR 1		SECTOR 2		SECTOR 3		LAP TIME		MPH	DIFF	TIME OF DAY
1 -	OUTLAP	74.2	50.733	68.9	27.285	109.8	1:59.238		73.46	15.862	11:30:49.532
2 -	35.874	90.3	49.470	73.7	28.086	84.4	1:53.430		77.22	10.054	11:32:42.962
3 -	41.946	66.0	1:38.211	34.1	IN PIT		4:06.964	**P**	35.47	2:23.588	11:36:49.926
4 -	OUTLAP	65.5	1:26.578	30.6	46.820	48.4	3:00.184		48.61	1:16.808	11:39:50.110
5 -	1:09.614	31.3	1:13.321	55.0	32.376	111.8	2:55.311		49.96	1:11.935	11:42:45.421
6 -	34.551	87.6	47.265	76.0	25.975	119.1	1:47.791		81.26	4.415	11:44:33.212
7 -	33.767	94.5	47.954	75.8	25.390	117.3	1:47.111		81.78	3.735	11:46:20.323
8 -	33.798	93.5	47.865	74.3	25.128	118.7	1:46.791		82.02	3.415	11:48:07.114
9 -	33.371	91.5	49.160	60.5	25.413	120.0	1:47.944		81.15	4.568	11:49:55.058
10 -	33.306	88.7	47.094	78.5	24.663	***121.7***	1:45.063		83.37	1.687	11:51:40.121
11 -	32.724	92.4	47.115	77.4	25.095	118.3	1:44.934		83.47	1.558	11:53:25.055
12 -	32.831	93.9	47.145	78.0	24.849	117.5	1:44.825	**(3)**	83.56	1.449	11:55:09.880
13 -	***32.622***	95.5	46.523	75.5	25.169	117.7	1:44.314	**(2)**	83.97	0.938	11:56:54.194
14 -	32.658	***95.8***	***46.243***	***78.7***	***24.475***	116.1	***1:43.376***	**(1)**	***84.73***		***11:58:37.570***

P12 14 D John SPIERS — TVR Griffith

IDEAL LAP TIME : 1:43.369 BEST LAP TIME : 1:43.831 DIFFERENCE : 0.462

LAP	SECTOR 1		SECTOR 2		SECTOR 3		LAP TIME		MPH	DIFF	TIME OF DAY
1 -	OUTLAP	72.9	50.885	76.7	25.584	125.6	1:58.458		73.94	14.627	11:30:26.399
2 -	34.092	83.3	47.487	74.8	25.916	127.3	1:47.495	**(3)**	81.49	3.664	11:32:13.894
3 -	37.306	51.9	1:10.337	58.5	IN PIT		6:33.081	**P**	22.28	4:49.250	11:38:46.975
4 -	OUTLAP	54.7	1:09.663	58.5	36.098	65.5	2:34.589		56.66	50.758	11:41:21.564
5 -	47.271	54.3	1:02.674	72.1	27.475	126.1	2:17.420		63.74	33.589	11:43:38.984
6 -	33.960	93.4	46.446	76.4	***24.417***	***129.3***	1:44.823	**(2)**	83.56	0.992	11:45:23.807
7 -	33.348	95.3	***46.025***	***82.5***	24.458	128.5	***1:43.831***	**(1)**	***84.36***		***11:47:07.638***

P13 186 SRD Robert SHAW — Chevron B8

IDEAL LAP TIME : 1:44.428 BEST LAP TIME : 1:44.464 DIFFERENCE : 0.036

LAP	SECTOR 1		SECTOR 2		SECTOR 3		LAP TIME		MPH	DIFF	TIME OF DAY
1 -	OUTLAP	84.2	50.874	69.1	26.392	118.9	2:00.498		72.69	16.034	11:31:08.426
2 -	33.393	91.5	48.990	66.1	29.670	90.1	1:52.053		78.17	7.589	11:33:00.479
3 -	42.881	78.3	1:23.486	33.1	48.544	49.0	2:54.911		50.08	1:10.447	11:35:55.390
4 -	1:12.195	34.1	1:48.153	31.6	IN PIT		5:21.027	**P**	27.28	3:36.563	11:41:16.417
5 -	OUTLAP	56.0	1:02.334	69.9	28.328	115.3	2:20.841		62.19	36.377	11:43:37.258
6 -	33.794	95.5	49.402	74.8	25.865	119.8	1:49.061		80.32	4.597	11:45:26.319
7 -	33.253	***96.0***	46.687	78.1	25.448	118.5	1:45.388	**(2)**	83.11	0.924	11:47:11.707
8 -	33.298	93.9	47.654	79.4	25.266	120.6	1:46.218		82.47	1.754	11:48:57.925
9 -	***33.020***	90.5	46.959	72.5	IN PIT		4:40.516	**P**	31.22	2:56.052	11:53:38.441
10 -	OUTLAP	91.0	48.905	70.8	26.490	116.9	1:54.450		76.53	9.986	11:55:32.891
11 -	33.432	88.8	46.823	76.4	25.384	122.9	1:45.639	**(3)**	82.92	1.175	11:57:18.530
12 -	33.056	92.5	***46.164***	***81.5***	***25.244***	***123.1***	***1:44.464***	**(1)**	***83.85***		***11:59:02.994***

HSCC GT & SR Championship for the Guards Trophy

QUALIFYING - RACE 18 - SECTOR ANALYSIS

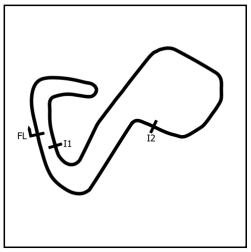

SECTOR 1 = FL to I1, SECTOR 2 = I1 to I2, SECTOR 3 = I2 to FL, DIFF = Difference To Personal Best Lap, P = Crossed Finish Line in Pit Lane, D = Time Disallowed

P14 42 SRD Hugh COLMAN — Chevron B8

IDEAL LAP TIME : 1:44.408 BEST LAP TIME : 1:44.538 DIFFERENCE : 0.130

LAP	SECTOR 1		SECTOR 2		SECTOR 3		LAP TIME		MPH	DIFF	TIME OF DAY
1 -	OUTLAP	68.5	54.258	65.0	27.524	110.0	2:05.166		69.98	20.628	11:31:00.285
2 -	35.699	84.0	48.933	74.3	26.746	94.7	1:51.378		78.64	6.840	11:32:51.663
3 -	38.610	79.9	1:35.103	33.5	48.969	42.2	3:02.682		47.95	1:18.144	11:35:54.345
4 -	1:11.214	37.5	1:48.636	33.7	IN PIT		5:17.785	P	27.56	3:33.247	11:41:12.130
5 -	OUTLAP	60.7	1:01.119	58.5	28.073	112.5	2:14.775		64.99	30.237	11:43:26.905
6 -	35.135	84.7	49.163	72.9	25.173	122.6	1:49.471		80.01	4.933	11:45:16.376
7 -	33.910	91.6	48.520	***77.0***	25.235	122.6	1:47.665		81.36	3.127	11:47:04.041
8 -	33.526	91.0	48.853	76.0	25.093	123.3	1:47.472		81.50	2.934	11:48:51.513
9 -	33.916	88.5	47.709	67.9	25.122	123.5	1:46.747		82.06	2.209	11:50:38.260
10 -	33.970	89.7	48.301	70.6	24.718	124.9	1:46.989		81.87	2.451	11:52:25.249
11 -	33.556	91.9	47.797	70.4	25.279	122.4	1:46.632	(3)	82.15	2.094	11:54:11.881
12 -	33.587	92.3	47.873	66.7	***24.442***	124.7	1:45.902	(2)	82.71	1.364	11:55:57.783
13 -	***32.739***	***94.5***	***47.227***	70.3	24.572	***125.4***	***1:44.538***	(1)	***83.79***		***11:57:42.321***
14 -	33.793	82.8	48.428	72.4	24.678	123.5	1:46.899		81.94	2.361	11:59:29.220

P15 16 SRD Phillip NELSON — Chevron B8GT

IDEAL LAP TIME : 1:44.633 BEST LAP TIME : 1:45.262 DIFFERENCE : 0.629

LAP	SECTOR 1		SECTOR 2		SECTOR 3		LAP TIME		MPH	DIFF	TIME OF DAY
1 -	OUTLAP	81.6	50.162	***83.7***	25.441	118.9	1:54.098		76.77	8.836	11:30:29.592
2 -	33.753	86.5	47.153	75.5	25.540	119.8	1:46.446	(3)	82.29	1.184	11:32:16.038
3 -	36.096	49.7	1:10.223	60.5	32.355	70.3	2:18.674		63.16	33.412	11:34:34.712
4 -	48.983	38.0	55.799	73.1	27.668	92.4	2:12.450		66.13	27.188	11:36:47.162
5 -	38.523	81.2	1:36.363	31.5	46.890	45.9	3:01.776		48.19	1:16.514	11:39:48.938
6 -	1:09.029	37.8	1:13.690	46.4	32.523	117.1	2:55.242		49.98	1:09.980	11:42:44.180
7 -	34.284	90.8	***46.993***	78.8	25.175	114.3	1:46.452		82.28	1.190	11:44:30.632
8 -	33.726	87.2	48.765	76.2	25.196	119.4	1:47.687		81.34	2.425	11:46:18.319
9 -	33.107	92.6	47.228	76.3	25.248	115.7	1:45.583	(2)	82.96	0.321	11:48:03.902
10 -	32.962	91.5	49.990	71.2	IN PIT		3:15.905	P	44.71	1:30.643	11:51:19.807
11 -	OUTLAP	94.3	55.885	82.5	29.726	118.1	2:01.134		72.31	15.872	11:53:20.941
12 -	34.473	***95.7***	50.422	75.2	25.172	***120.6***	1:50.067		79.58	4.805	11:55:11.008
13 -	32.840	90.0	47.395	78.1	***25.027***	119.6	***1:45.262***	(1)	***83.21***		***11:56:56.270***
14 -	***32.613***	93.2	48.280	78.4	25.677	114.7	1:46.570		82.19	1.308	11:58:42.840

P16 26 A John DAVISON — Lotus Elan 26R

IDEAL LAP TIME : 1:45.307 BEST LAP TIME : 1:45.678 DIFFERENCE : 0.371

LAP	SECTOR 1		SECTOR 2		SECTOR 3		LAP TIME		MPH	DIFF	TIME OF DAY
1 -	OUTLAP	79.0	50.221	73.7	25.718	115.7	1:54.708		76.36	9.030	11:30:25.353
2 -	33.627	***93.2***	***46.992***	***81.9***	***25.059***	116.9	***1:45.678***	(1)	***82.89***		***11:32:11.031***
3 -	39.441	52.7	1:09.596	59.9	34.111	68.4	2:23.148		61.19	37.470	11:34:34.179
4 -	46.793	58.4	56.475	68.5	IN PIT		3:18.120	P	44.21	1:32.442	11:37:52.299
5 -	OUTLAP	82.0	50.126	65.2	31.839	69.8	2:03.784		70.76	18.106	11:39:56.083
6 -	1:07.326	35.7	1:14.989	64.3	30.365	109.6	2:52.680		50.72	1:07.002	11:42:48.763
7 -	35.502	86.1	49.507	67.9	26.496	116.7	1:51.505	(3)	78.56	5.827	11:44:40.268
8 -	***33.256***	91.8	48.178	74.2	27.252	***118.5***	1:48.686	(2)	80.59	3.008	11:46:28.954

HSCC GT & SR Championship for the Guards Trophy

QUALIFYING - RACE 18 - SECTOR ANALYSIS

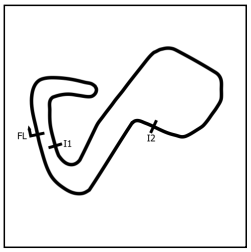

SECTOR 1 = FL to I1, SECTOR 2 = I1 to I2, SECTOR 3 = I2 to FL, DIFF = Difference To Personal Best Lap, P = Crossed Finish Line in Pit Lane, D = Time Disallowed

P17 195 A Giles DAWSON Lotus Elan 26R

IDEAL LAP TIME : 1:45.377 BEST LAP TIME : 1:45.711 DIFFERENCE : 0.334

LAP	SECTOR 1		SECTOR 2		SECTOR 3		LAP TIME		MPH	DIFF	TIME OF DAY
1 -	OUTLAP	77.5	51.641	68.5	26.874	115.1	2:02.211		71.67	16.500	11:31:11.949
2 -	34.719	87.9	48.593	70.1	28.246	103.4	1:51.558		78.52	5.847	11:33:03.507
3 -	43.206	66.8	1:20.931	32.9	48.388	48.4	2:52.525		50.77	1:06.814	11:35:56.032
4 -	1:12.530	35.9	1:47.957	32.7	49.855	48.4	3:50.342		38.02	2:04.631	11:39:46.374
5 -	1:06.704	51.7	1:15.667	56.1	33.190	112.7	2:55.561		49.89	1:09.850	11:42:41.935
6 -	34.252	89.7	48.292	75.8	25.850	116.9	1:48.394		80.81	2.683	11:44:30.329
7 -	33.740	89.4	48.561	76.4	26.084	117.5	1:48.385		80.82	2.674	11:46:18.714
8 -	33.659	93.2	47.593	78.6	25.776	118.1	1:47.028		81.84	1.317	11:48:05.742
9 -	33.557	91.1	49.058	70.7	26.171	***119.1***	1:48.786		80.52	3.075	11:49:54.528
10 -	33.578	90.9	47.764	74.5	25.351	118.1	1:46.693		82.10	0.982	11:51:41.221
11 -	33.206	93.3	47.345	78.7	25.421	118.1	1:45.972	**(2)**	82.66	0.261	11:53:27.193
12 -	33.266	***94.9***	47.249	78.8	***25.196***	117.9	***1:45.711***	**(1)**	***82.86***		***11:55:12.904***
13 -	33.314	94.5	***47.066***	***80.2***	25.975	118.1	1:46.355		82.36	0.644	11:56:59.259
14 -	***33.115***	94.1	47.395	73.6	25.589	118.1	1:46.099	**(3)**	82.56	0.388	11:58:45.358

P18 99 A Nick POWELL Lotus Elan 26R

IDEAL LAP TIME : 1:46.118 BEST LAP TIME : 1:46.287 DIFFERENCE : 0.169

LAP	SECTOR 1		SECTOR 2		SECTOR 3		LAP TIME		MPH	DIFF	TIME OF DAY
1 -	OUTLAP	74.3	51.459	69.1	26.741	114.1	1:59.165		73.51	12.878	11:30:24.683
2 -	35.422	81.9	49.962	69.1	27.767	95.0	1:53.151		77.41	6.864	11:32:17.834
3 -	41.075	58.8	1:10.670	54.7	33.988	75.2	2:25.733		60.10	39.446	11:34:43.567
4 -	42.472	59.1	57.083	63.5	IN PIT		3:42.290	**P**	39.40	1:56.003	11:38:25.857
5 -	OUTLAP	69.5	56.426	64.5	28.812	97.8	2:09.001		67.90	22.714	11:40:34.858
6 -	40.544	48.5	1:14.610	59.9	30.514	113.7	2:25.668		60.13	39.381	11:43:00.526
7 -	34.627	88.1	49.299	76.4	25.946	115.7	1:49.872		79.72	3.585	11:44:50.398
8 -	33.934	85.4	47.794	77.4	25.854	115.7	1:47.582		81.42	1.295	11:46:37.980
9 -	33.947	89.4	48.211	76.6	25.778	116.1	1:47.936		81.15	1.649	11:48:25.916
10 -	34.034	89.3	47.847	75.4	26.991	115.9	1:48.872		80.46	2.585	11:50:14.788
11 -	33.813	87.7	47.546	78.3	25.615	***116.3***	1:46.974	**(3)**	81.88	0.687	11:52:01.762
12 -	33.579	92.3	47.362	78.6	25.513	115.1	1:46.454	**(2)**	82.28	0.167	11:53:48.216
13 -	33.637	90.0	***47.202***	***81.6***	***25.448***	115.7	***1:46.287***	**(1)**	***82.41***		***11:55:34.503***
14 -	33.493	80.2	50.089	71.1	26.716	115.9	1:50.298		79.41	4.011	11:57:24.801
15 -	***33.468***	***93.2***	48.054	71.6	27.011	96.6	1:48.533		80.71	2.246	11:59:13.334

P19 61 A Ross HYETT Ginetta G4R

IDEAL LAP TIME : 1:46.174 BEST LAP TIME : 1:46.311 DIFFERENCE : 0.137

LAP	SECTOR 1		SECTOR 2		SECTOR 3		LAP TIME		MPH	DIFF	TIME OF DAY
1 -	OUTLAP	84.0	49.971	74.0	26.162	119.1	1:56.625		75.11	10.314	11:30:36.054
2 -	35.397	89.4	48.857	81.5	25.832	117.9	1:50.086		79.57	3.775	11:32:26.140
3 -	42.420	38.8	1:49.861	37.0	IN PIT		5:38.971	**P**	25.84	3:52.660	11:38:05.111
4 -	OUTLAP	55.9	1:03.956	70.7	27.554	108.5	2:16.435		64.20	30.124	11:40:21.546
5 -	45.260	30.9	1:15.021	72.9	29.910	117.1	2:30.191		58.32	43.880	11:42:51.737
6 -	35.628	86.0	49.563	76.4	26.460	113.3	1:51.651		78.45	5.340	11:44:43.388
7 -	34.018	94.9	47.401	80.9	25.870	118.5	1:47.289		81.64	0.978	11:46:30.677
8 -	33.912	94.2	47.639	80.7	25.554	118.9	1:47.105		81.78	0.794	11:48:17.782
9 -	33.671	94.9	47.900	77.0	26.662	118.3	1:48.233		80.93	1.922	11:50:06.015
10 -	33.664	94.3	47.808	78.3	25.501	118.5	1:46.973	**(3)**	81.88	0.662	11:51:52.988
11 -	33.799	94.9	47.604	79.7	***25.474***	***119.4***	1:46.877	**(2)**	81.96	0.566	11:53:39.865
12 -	***33.429***	***97.8***	***47.271***	***82.5***	25.611	118.9	***1:46.311***	**(1)**	***82.39***		***11:55:26.176***

HSCC GT & SR Championship for the Guards Trophy

QUALIFYING - RACE 18 - SECTOR ANALYSIS

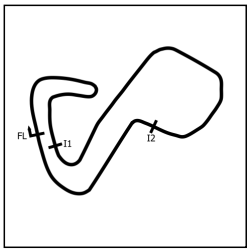

SECTOR 1 = FL to I1, SECTOR 2 = I1 to I2, SECTOR 3 = I2 to FL, DIFF = Difference To Personal Best Lap, P = Crossed Finish Line in Pit Lane, D = Time Disallowed

P20 49 A SCHRYVER M / SCHRYVER W Lotus Elan Shapecraft

IDEAL LAP TIME : 1:47.337 BEST LAP TIME : 1:47.570 DIFFERENCE : 0.233

LAP	SECTOR 1		SECTOR 2		SECTOR 3		LAP TIME		MPH	DIFF	TIME OF DAY
1 -	OUTLAP	84.9	50.759	75.0	26.408	112.4	1:56.093		75.45	8.523	11:30:37.967
2 -	35.857	***91.8***	49.692	78.2	26.513	105.8	1:52.062		78.16	4.492	11:32:30.029
3 -	40.152	41.9	1:49.126	33.9	IN PIT		4:33.752	**P**	31.99	2:46.182	11:37:03.781
4 -	OUTLAP	68.0	1:16.699	33.1	46.834	57.1	2:47.282		52.36	59.712	11:39:51.063
5 -	1:09.885	30.4	1:12.912	57.7	33.195	110.1	2:55.992		49.77	1:08.422	11:42:47.055
6 -	34.877	83.3	49.460	75.8	***25.978***	115.9	1:50.315		79.40	2.745	11:44:37.370
7 -	34.230	84.4	48.679	***80.0***	27.063	116.5	1:49.972	**(3)**	79.65	2.402	11:46:27.342
8 -	***33.602***	88.7	***47.757***	78.9	26.211	***116.7***	***1:47.570***	**(1)**	***81.43***		***11:48:14.912***
9 -	33.604	91.1	48.901	66.4	26.925	116.3	~~1:49.430~~	**D**	80.04	1.860	11:50:04.342
10 -	33.718	91.4	50.094	79.8	26.249	116.3	1:50.061		79.59	2.491	11:51:54.403
11 -	35.044	87.9	48.213	77.3	25.996	116.3	1:49.253	**(2)**	80.17	1.683	11:53:43.656

P21 30 A Ben SNEE Lotus Elan GTS

IDEAL LAP TIME : 1:49.471 BEST LAP TIME : 1:49.790 DIFFERENCE : 0.319

LAP	SECTOR 1		SECTOR 2		SECTOR 3		LAP TIME		MPH	DIFF	TIME OF DAY
1 -	OUTLAP	83.6	51.567	67.3	26.673	109.6	1:57.814		74.35	8.024	11:30:43.982
2 -	34.526	90.4	49.666	***79.2***	IN PIT		4:24.926	**P**	33.06	2:35.136	11:35:08.908
3 -	OUTLAP	70.1	58.207	65.5	29.287	94.5	2:11.786		66.47	21.996	11:37:20.694
4 -	39.935	68.6	1:05.031	35.6	46.954	55.3	2:31.920		57.66	42.130	11:39:52.614
5 -	1:09.554	32.1	1:13.200	62.7	32.927	110.0	2:55.681		49.86	1:05.891	11:42:48.295
6 -	35.603	90.0	51.206	70.4	28.413	98.1	1:55.222		76.02	5.432	11:44:43.517
7 -	35.767	90.5	49.819	74.3	26.134	112.5	1:51.720		78.40	1.930	11:46:35.237
8 -	***34.319***	91.6	49.376	74.3	***26.095***	112.9	***1:49.790***	**(1)**	***79.78***		***11:48:25.027***
9 -	35.046	71.8	1:00.197	59.5	28.107	111.2	2:03.350		71.01	13.560	11:50:28.377
10 -	35.000	89.7	49.763	74.3	26.234	112.4	1:50.997		78.91	1.207	11:52:19.374
11 -	36.388	89.5	50.289	73.8	27.011	111.6	1:53.688		77.05	3.898	11:54:13.062
12 -	34.549	89.5	49.296	74.8	26.138	112.7	1:49.983	**(3)**	79.64	0.193	11:56:03.045
13 -	34.597	89.9	49.728	74.4	26.246	112.9	1:50.571		79.22	0.781	11:57:53.616
14 -	34.357	***91.8***	***49.057***	74.3	26.421	***113.5***	1:49.835	**(2)**	79.75	0.045	11:59:43.451

P22 22 A Mark GODFREY Ginetta G4R

IDEAL LAP TIME : 1:52.103 BEST LAP TIME : 1:52.904 DIFFERENCE : 0.801

LAP	SECTOR 1		SECTOR 2		SECTOR 3		LAP TIME		MPH	DIFF	TIME OF DAY
1 -	OUTLAP	74.5	57.847	68.0	28.456	105.6	2:10.416		67.16	17.512	11:31:25.954
2 -	40.975	77.3	59.161	55.2	IN PIT		7:48.956	**P**	18.67	5:56.052	11:39:14.910
3 -	OUTLAP	55.3	1:08.022	54.2	36.853	70.4	2:37.403		55.65	44.499	11:41:52.313
4 -	48.339	62.8	54.660	67.7	28.223	111.4	2:11.222		66.75	18.318	11:44:03.535
5 -	37.275	78.0	53.038	64.4	27.116	112.0	1:57.429		74.59	4.525	11:46:00.964
6 -	36.202	82.5	52.946	71.7	27.849	102.9	1:56.997		74.87	4.093	11:47:57.961
7 -	37.248	80.3	53.722	51.8	31.575	110.9	2:02.545		71.48	9.641	11:50:00.506
8 -	36.078	83.7	55.873	69.8	27.132	113.3	1:59.083		73.56	6.179	11:51:59.589
9 -	36.042	81.1	50.666	73.8	***26.491***	111.6	1:53.199	**(2)**	77.38	0.295	11:53:52.788
10 -	***35.311***	***86.7***	***50.301***	***76.0***	27.292	111.2	***1:52.904***	**(1)**	***77.58***		***11:55:45.692***
11 -	35.636	83.5	51.685	75.3	26.588	112.4	1:53.909		76.90	1.005	11:57:39.601
12 -	36.094	83.1	51.014	73.2	26.687	***115.3***	1:53.795	**(3)**	76.97	0.891	11:59:33.396

HSCC GT & SR Championship for the Guards Trophy

QUALIFYING - RACE 18 - SECTOR ANALYSIS

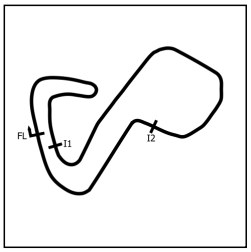

SECTOR 1 = FL to I1, SECTOR 2 = I1 to I2, SECTOR 3 = I2 to FL, DIFF = Difference To Personal Best Lap, P = Crossed Finish Line in Pit Lane, D = Time Disallowed

P23 19 C CHAPMAN / WOOD Austin Healey 3000

IDEAL LAP TIME : 2:06.536 BEST LAP TIME : 2:06.925 DIFFERENCE : 0.389

LAP	SECTOR 1		SECTOR 2		SECTOR 3		LAP TIME		MPH	DIFF	TIME OF DAY
1 -	OUTLAP	69.9	58.769	63.3	***29.888***	100.4	2:14.104		65.32	7.179	11:31:25.065
2 -	42.029	68.6	1:01.881	62.9	IN PIT		7:07.021	**P**	20.51	5:00.096	11:38:32.086
3 -	OUTLAP	54.5	1:10.779	54.6	34.564	79.7	2:38.793		55.16	31.868	11:41:10.879
4 -	44.780	66.1	1:01.725	62.5	32.347	98.6	2:18.852		63.08	11.927	11:43:29.731
5 -	40.522	73.8	1:01.029	59.9	32.642	93.2	2:14.193		65.27	7.268	11:45:43.924
6 -	40.694	76.9	59.277	61.1	31.260	98.5	2:11.231		66.75	4.306	11:47:55.155
7 -	40.751	71.0	1:00.434	58.6	32.696	***101.2***	2:13.881		65.43	6.956	11:50:09.036
8 -	39.767	76.0	58.771	64.3	30.821	96.8	2:09.359	**(3)**	67.71	2.434	11:52:18.395
9 -	40.718	76.0	59.083	***64.6***	30.411	100.7	2:10.212		67.27	3.287	11:54:28.607
10 -	***39.187***	***79.1***	***57.461***	60.5	31.517	95.4	2:08.165	**(2)**	68.34	1.240	11:56:36.772
11 -	39.392	78.5	57.598	60.4	29.935	99.8	***2:06.925***	**(1)**	***69.01***		***11:58:43.697***

P24 31 SRE TUSTING R / TUSTING B Lenham P69 Spider

IDEAL LAP TIME : BEST LAP TIME : DIFFERENCE :

LAP	SECTOR 1		SECTOR 2		SECTOR 3		LAP TIME	MPH	DIFF	TIME OF DAY
1 -	***OUTLAP***	***72.3***	***52.498***	***68.8***	***27.473***	***113.7***	2:01.983	71.81		11:31:14.162

Weather / Track : Sunny / Dry

Brands Hatch GP: 2.4332 miles
Date: 10/07/2022 Start: 11:28 Finish: 11:58

HSCC GT & SR Championship for the Guards Trophy

QUALIFYING - RACE 18 - BEST SECTORS

	SECTOR 1			SECTOR 2			SECTOR 3		
POS	NO	NAME	TIME	NO	NAME	TIME	NO	NAME	TIME
1	11	JACKSON S / JACKSON C	30.678	11	JACKSON S / JACKSON C	43.073	11	JACKSON S / JACKSON C	23.272
2	55	FORSBREY	31.552	55	FORSBREY	44.444	55	FORSBREY	23.833
3	9	PIPER	31.725	25	HIBBERD A / HIBBERD M	44.960	39	DE LA ROCHE	24.011
4	25	HIBBERD A / HIBBERD M	31.753	39	DE LA ROCHE	44.966	25	HIBBERD A / HIBBERD M	24.102
5	45	DODD G / DODD J	32.209	45	DODD G / DODD J	45.006	32	ALLISON	24.108
6	39	DE LA ROCHE	32.271	41	CLARIDGE / GOMES	45.186	9	PIPER	24.110
7	32	ALLISON	32.326	9	PIPER	45.193	41	CLARIDGE / GOMES	24.135
8	41	CLARIDGE / GOMES	32.357	32	ALLISON	45.498	45	DODD G / DODD J	24.177
9	16	NELSON	32.613	65	THOMPSON	45.860	65	THOMPSON	24.207
10	86	BALFOUR	32.622	14	SPIERS	46.025	14	SPIERS	24.417
11	42	COLMAN	32.739	186	SHAW	46.164	42	COLMAN	24.442
12	65	THOMPSON	32.754	86	BALFOUR	46.243	86	BALFOUR	24.475
13	14	SPIERS	32.927	26	DAVISON	46.992	16	NELSON	25.027
14	186	SHAW	33.020	16	NELSON	46.993	26	DAVISON	25.059
15	195	DAWSON	33.115	195	DAWSON	47.066	195	DAWSON	25.196
16	26	DAVISON	33.256	99	POWELL	47.202	186	SHAW	25.244
17	61	HYETT	33.429	42	COLMAN	47.227	99	POWELL	25.448
18	99	POWELL	33.468	61	HYETT	47.271	61	HYETT	25.474
19	49	SCHRYVER M / SCHRYVER W	33.602	49	SCHRYVER M / SCHRYVER W	47.757	49	SCHRYVER M / SCHRYVER W	25.978
20	30	SNEE	34.319	30	SNEE	49.057	30	SNEE	26.095
21	22	GODFREY	35.311	22	GODFREY	50.301	22	GODFREY	26.491
22	19	CHAPMAN / WOOD	39.187	31	TUSTING R / TUSTING B	52.498	31	TUSTING R / TUSTING B	27.473
23				19	CHAPMAN / WOOD	57.461	19	CHAPMAN / WOOD	29.888
24									

IDEAL / BEST COMPARISON					
POS	NO	NAME	IDEAL	BEST	DIFF
		PERFECT LAP	1:37.023		
1	11	JACKSON S / JACKSON C	1:37.023	1:37.054	0.031
2	55	FORSBREY	1:39.829	1:39.832	0.003
3	25	HIBBERD A / HIBBERD M	1:40.815	1:41.037	0.222
4	9	PIPER	1:41.028	1:41.435	0.407
5	39	DE LA ROCHE	1:41.248	1:41.625	0.377
6	45	DODD G / DODD J	1:41.392	1:41.726	0.334
7	41	CLARIDGE / GOMES	1:41.678	1:41.975	0.297
8	32	ALLISON	1:41.932	1:42.245	0.313
9	65	THOMPSON	1:42.821	1:43.034	0.213
10	86	BALFOUR	1:43.340	1:43.376	0.036
11	14	SPIERS	1:43.369	1:43.831	0.462
12	42	COLMAN	1:44.408	1:44.538	0.130
13	186	SHAW	1:44.428	1:44.464	0.036
14	16	NELSON	1:44.633	1:45.262	0.629
15	26	DAVISON	1:45.307	1:45.678	0.371
16	195	DAWSON	1:45.377	1:45.711	0.334
17	99	POWELL	1:46.118	1:46.287	0.169
18	61	HYETT	1:46.174	1:46.311	0.137
19	49	SCHRYVER M / SCHRYVER W	1:47.337	1:47.570	0.233
20	30	SNEE	1:49.471	1:49.790	0.319
21	22	GODFREY	1:52.103	1:52.904	0.801
22	19	CHAPMAN / WOOD	2:06.536	2:06.925	0.389
23	33	DWYER		1:40.009	
24	31	TUSTING R / TUSTING B			

Weather / Track : Sunny / Dry

Brands Hatch GP: 2.4332 miles
Date: 10/07/2022 Start: 11:28 Finish: 11:58

Results can be found at www.tsl-timing.com

Printed - 12:05 Sunday, 10 July 2022

HSCC GT & SR Championship for the Guards Trophy

QUALIFYING - RACE 18 - BEST SPEEDS

	INTERMEDIATE 1			INTERMEDIATE 2			FINISH LINE		
POS	NO	NAME	MPH	NO	NAME	MPH	NO	NAME	MPH
1	9	PIPER	100.0	11	JACKSON S / JACKSON C	92.4	14	SPIERS	129.3
2	55	FORSBREY	99.7	55	FORSBREY	85.7	65	THOMPSON	127.8
3	11	JACKSON S / JACKSON C	99.5	32	ALLISON	85.3	41	CLARIDGE / GOMES	126.3
4	25	HIBBERD A / HIBBERD M	99.5	9	PIPER	83.7	42	COLMAN	125.4
5	39	DE LA ROCHE	98.5	16	NELSON	83.7	32	ALLISON	124.7
6	32	ALLISON	98.2	25	HIBBERD A / HIBBERD M	83.3	45	DODD G / DODD J	124.0
7	61	HYETT	97.8	41	CLARIDGE / GOMES	83.0	55	FORSBREY	123.5
8	14	SPIERS	96.2	45	DODD G / DODD J	82.7	39	DE LA ROCHE	123.1
9	186	SHAW	96.0	14	SPIERS	82.5	186	SHAW	123.1
10	86	BALFOUR	95.8	61	HYETT	82.5	25	HIBBERD A / HIBBERD M	122.2
11	45	DODD G / DODD J	95.7	39	DE LA ROCHE	82.3	86	BALFOUR	121.7
12	16	NELSON	95.7	26	DAVISON	81.9	16	NELSON	120.6
13	195	DAWSON	94.9	99	POWELL	81.6	11	JACKSON S / JACKSON C	120.2
14	42	COLMAN	94.5	186	SHAW	81.5	9	PIPER	119.6
15	26	DAVISON	93.2	195	DAWSON	80.2	61	HYETT	119.4
16	99	POWELL	93.2	49	SCHRYVER M / SCHRYVER W	80.0	195	DAWSON	119.1
17	49	SCHRYVER M / SCHRYVER W	91.8	65	THOMPSON	79.7	26	DAVISON	118.5
18	30	SNEE	91.8	30	SNEE	79.2	49	SCHRYVER M / SCHRYVER W	116.7
19	65	THOMPSON	91.6	86	BALFOUR	78.7	99	POWELL	116.3
20	41	CLARIDGE / GOMES	90.8	42	COLMAN	77.0	22	GODFREY	115.3
21	22	GODFREY	86.7	22	GODFREY	76.0	31	TUSTING R / TUSTING B	113.7
22	19	CHAPMAN / WOOD	79.1	31	TUSTING R / TUSTING B	68.8	30	SNEE	113.5
23	31	TUSTING R / TUSTING B	72.3	19	CHAPMAN / WOOD	64.6	19	CHAPMAN / WOOD	101.2
24									

Weather / Track : Sunny / Dry

Brands Hatch GP: 2.4332 miles
Date: 10/07/2022 Start: 11:28 Finish: 11:58

Results can be found at www.tsl-timing.com

Printed - 12:01 Sunday, 10 July 2022

HSCC GT & SR Championship for the Guards Trophy

QUALIFYING - RACE 18 - STATISTICS

Competitors Started	24
Planned Start	2022-07-10 @ 11:28:00.000
Actual Start	2022-07-10 @ 11:28:15.446
Finish Time	2022-07-10 @ 11:58:27.892
Track Length	2.4332mi.
Total Laps	278
Total Distance Covered	676.4545mi.

Session Fastest Lap History

NO	CL	NAME	LAP TIME	TIME OF DAY	LAP	VEHICLE
25	SRB	**HIBBERD A / HIBBERD M**	**1:46.493**	11:31:55.953	2	Lotus 23B
26	A	**John DAVISON**	**1:45.678**	11:32:11.064	2	Lotus Elan 26R
55	SRD	**David FORSBREY**	**1:44.818**	11:32:12.940	2	Chevron B8
11	SRE	**JACKSON S / JACKSON C**	**1:39.142**	11:32:19.656	2	Lenham P70
11	SRE	**JACKSON S / JACKSON C**	**1:37.876**	11:44:19.112	6	Lenham P70
11	SRE	**JACKSON S / JACKSON C**	**1:37.547**	11:45:56.658	7	Lenham P70
11	SRE	**JACKSON S / JACKSON C**	**1:37.054**	11:47:33.713	8	Lenham P70

Flag History

TYPE	TIME OF DAY
GREEN	11:28:15.446
SAFETY	11:32:22.816
GREEN	11:42:40.247
FINISH	11:58:27.892

Flag Statistics

TYPE	COUNT	TOTAL LAPS	TOTAL TIME
Green	2	13	21:46.010
Red	0	0	0.000
Safety Car	1	3	10:17.431
FCY	0	0	0.000

Weather / Track : Sunny / Dry

Brands Hatch GP: 2.4332 miles
Date: 10/07/2022 Start: 11:28 Finish: 11:58

HSCC GT & SR Championship for the Guards Trophy

QUALIFYING - RACE 18 - STATISTICS

CLASS : A

7 Starters

Fastest Lap History

NO	NAME	LAP TIME	TIME OF DAY	LAP	VEHICLE
26	**John DAVISON**	**1:45.678**	11:32:11.064	2	Lotus Elan 26R

Weather / Track : Sunny / Dry

Brands Hatch GP: 2.4332 miles
Date: 10/07/2022 Start: 11:28 Finish: 11:58

HSCC GT & SR Championship for the Guards Trophy

QUALIFYING - RACE 18 - STATISTICS

CLASS : D

2 Starters

Fastest Lap History

NO	NAME	LAP TIME	TIME OF DAY	LAP	VEHICLE
14	**John SPIERS**	**1:47.495**	11:32:13.907	2	TVR Griffith
65	**Peter THOMPSON**	**1:45.286**	11:32:16.463	2	TVR Griffith
65	**Peter THOMPSON**	**1:43.732**	11:44:46.844	6	TVR Griffith
65	**Peter THOMPSON**	**1:43.679**	11:46:30.523	7	TVR Griffith
65	**Peter THOMPSON**	**1:43.034**	11:48:13.558	8	TVR Griffith

HSCC GT & SR Championship for the Guards Trophy

QUALIFYING - RACE 18 - STATISTICS

CLASS : INV

1 Starters

Fastest Lap History

NO	NAME	LAP TIME	TIME OF DAY	LAP	VEHICLE
9	**Richard PIPER**	**2:12.244**	11:43:24.636	4	Brahma B2
9	**Richard PIPER**	**1:42.989**	11:45:07.625	5	Brahma B2
9	**Richard PIPER**	**1:41.435**	11:46:49.060	6	Brahma B2

Weather / Track : Sunny / Dry

Brands Hatch GP: 2.4332 miles
Date: 10/07/2022 Start: 11:28 Finish: 11:58

HSCC GT & SR Championship for the Guards Trophy

QUALIFYING - RACE 18 - STATISTICS

CLASS : SRB

3 Starters

Fastest Lap History

NO	NAME	LAP TIME	TIME OF DAY	LAP	VEHICLE
25	**HIBBERD A / HIBBERD M**	**1:46.493**	11:31:55.953	2	Lotus 23B
39	**Peter DE LA ROCHE**	**1:43.377**	11:44:24.952	6	Lotus 23B
25	**HIBBERD A / HIBBERD M**	**1:42.208**	11:45:19.460	7	Lotus 23B
25	**HIBBERD A / HIBBERD M**	**1:41.637**	11:47:01.097	8	Lotus 23B
25	**HIBBERD A / HIBBERD M**	**1:41.037**	11:53:51.190	12	Lotus 23B

Weather / Track : Sunny / Dry

Brands Hatch GP: 2.4332 miles
Date: 10/07/2022 Start: 11:28 Finish: 11:58

HSCC GT & SR Championship for the Guards Trophy

QUALIFYING - RACE 18 - STATISTICS

CLASS : SRD

7 Starters

Fastest Lap History

NO	NAME	LAP TIME	TIME OF DAY	LAP	VEHICLE
55	**David FORSBREY**	**1:44.818**	11:32:12.940	2	Chevron B8
55	**David FORSBREY**	**1:43.534**	11:44:27.229	7	Chevron B8
55	**David FORSBREY**	**1:41.687**	11:46:08.916	8	Chevron B8
55	**David FORSBREY**	**1:41.319**	11:54:42.213	13	Chevron B8
55	**David FORSBREY**	**1:40.588**	11:58:06.119	15	Chevron B8
55	**David FORSBREY**	**1:39.832**	11:59:45.951	16	Chevron B8

HSCC GT & SR Championship for the Guards Trophy

QUALIFYING - RACE 18 - STATISTICS

CLASS : SRE

3 Starters

Fastest Lap History

NO	NAME	LAP TIME	TIME OF DAY	LAP	VEHICLE
11	**JACKSON S / JACKSON C**	**1:39.142**	11:32:19.656	2	Lenham P70
11	**JACKSON S / JACKSON C**	**1:37.876**	11:44:19.112	6	Lenham P70
11	**JACKSON S / JACKSON C**	**1:37.547**	11:45:56.658	7	Lenham P70
11	**JACKSON S / JACKSON C**	**1:37.054**	11:47:33.713	8	Lenham P70

HSCC GT & SR Championship for the Guards Trophy

QUALIFYING - RACE 18 - STATISTICS

CLASS : C

1 Starters

Fastest Lap History

NO	NAME	LAP TIME	TIME OF DAY	LAP	VEHICLE
19	**CHAPMAN / WOOD**	**2:18.852**	11:43:29.754	4	Austin Healey 3000
19	**CHAPMAN / WOOD**	**2:14.193**	11:45:43.949	5	Austin Healey 3000
19	**CHAPMAN / WOOD**	**2:11.231**	11:47:55.179	6	Austin Healey 3000
19	**CHAPMAN / WOOD**	**2:09.359**	11:52:18.419	8	Austin Healey 3000
19	**CHAPMAN / WOOD**	**2:08.165**	11:56:36.796	10	Austin Healey 3000
19	**CHAPMAN / WOOD**	**2:06.925**	11:58:43.720	11	Austin Healey 3000

Weather / Track : Sunny / Dry

Brands Hatch GP: 2.4332 miles
Date: 10/07/2022 Start: 11:28 Finish: 11:58

Sheet No:	Issue Time:

HSCC GT & SR Championship for the Guards Trophy

RACE 18 - GRID (40 minutes) - AMENDED

ROW 11	21	19	CHAPMAN / WOOD	2:06.925			
ROW 10	19	30	Ben SNEE	1:49.790	20	22	Mark GODFREY	1:52.904
ROW 9	17	61	Ross HYETT	1:46.311	18	49	SCHRYVER M / SCHRYVER W	1:47.570
ROW 8	15	195	Giles DAWSON	1:45.711	16	99	Nick POWELL	1:46.287
ROW 7	13	42	Hugh COLMAN	1:44.538	14	16	Phillip NELSON	1:45.262
ROW 6	11	14	John SPIERS	1:43.831	12	186	Robert SHAW	1:44.464
ROW 5	9	65	Peter THOMPSON	1:43.034	10	86	Dan BALFOUR	1:43.376
ROW 4	7	41	CLARIDGE / GOMES	1:41.975	8	32	Charlie ALLISON	1:42.245
ROW 3	5	39	Peter DE LA ROCHE	1:41.625	6	45	DODD G / DODD J	1:41.726
ROW 2	3	25	HIBBERD A / HIBBERD M	1:41.037	4	9	Richard PIPER	1:41.435
ROW 1	1	55	David FORSBREY	1:39.832	2	33	Mark DWYER	1:40.009

Pole

Cars 11 & 26 - Withdrawn.

Brands Hatch GP: 2.4332 miles

These results are provisional until the conclusion of any judicial and technical matters.

Clerk Of Course : Julian Floyd	Stewards :	Timekeeper : Nick Palmer

Sheet No:	Issue Time:

HSCC GT & SR Championship for the Guards Trophy

RACE 18 - GRID (40 minutes)

ROW 11	21	22	Mark GODFREY	1:52.904	22	19	CHAPMAN / WOOD	2:06.925
ROW 10	19	49	SCHRYVER M / SCHRYVER W	1:47.570	20	30	Ben SNEE	1:49.790
ROW 9	17	99	Nick POWELL	1:46.287	18	61	Ross HYETT	1:46.311
ROW 8	15	16	Phillip NELSON	1:45.262	16	195	Giles DAWSON	1:45.711
ROW 7	13	186	Robert SHAW	1:44.464	14	42	Hugh COLMAN	1:44.538
ROW 6	11	86	Dan BALFOUR	1:43.376	12	14	John SPIERS	1:43.831
ROW 5	9	32	Charlie ALLISON	1:42.245	10	65	Peter THOMPSON	1:43.034
ROW 4	7	45	DODD G / DODD J	1:41.726	8	41	CLARIDGE / GOMES	1:41.975
ROW 3	5	9	Richard PIPER	1:41.435	6	39	Peter DE LA ROCHE	1:41.625
ROW 2	3	33	Mark DWYER	1:40.009	4	25	HIBBERD A / HIBBERD M	1:41.037
ROW 1	1	11	JACKSON S / JACKSON C	1:37.054	2	55	David FORSBREY	1:39.832

Pole

Car 26 - Withdrawn.

Brands Hatch GP: 2.4332 miles

These results are provisional until the conclusion of any judicial and technical matters.

Clerk Of Course : Julian Floyd	Stewards :	Timekeeper : Nick Palmer

Sheet No:	Issue Time:

HSCC GT & SR Championship for the Guards Trophy

RACE 18 - CLASSIFICATION

POS	NO	CL	PIC	NAME	ENTRY	LAPS	TIME	GAP	DIFF	MPH	BEST	ON
1	**45**	SRD	1	James DODD	Ginetta G16	**19**	38:27.417			72.13	**1:38.747**	9
2	**33***	SRE	1	Mark DWYER	Lenham P69	**19**	38:32.285	**4.868**	4.868	71.97	**1:39.556**	11
3	**41**	SRB	1	CLARIDGE / GOMES	Lotus 23B	**19**	38:48.551	**21.134**	16.266	71.47	**1:41.717**	11
4	**55**	SRD	2	David FORSBREY	Chevron B8	**19**	38:49.093	**21.676**	0.542	71.45	**1:40.183**	7
5	**39**	SRB	2	Peter DE LA ROCHE	Lotus 23B	**19**	38:49.718	**22.301**	0.625	71.44	**1:41.608**	3
6	**32**	SRD	3	Charlie ALLISON	Chevron B8	**19**	38:49.906	**22.489**	0.188	71.43	**1:43.167**	11
7	**86**	SRD	4	Dan BALFOUR	Chevron B8	**19**	38:51.686	**24.269**	1.780	71.38	**1:42.555**	11
8	**14**	D	1	John SPIERS	TVR Griffith	**19**	38:52.046	**24.629**	0.360	71.36	**1:42.661**	7
9	**195**	A	1	Giles DAWSON	Lotus Elan 26R	**19**	39:30.592	**1:03.175**	38.546	70.20	**1:46.184**	9
10	**42**	SRD	5	Hugh COLMAN	Chevron B8	**19**	39:49.934	**1:22.517**	19.342	69.64	**1:45.479**	10
11	**25**	SRB	3	HIBBERD A / HIBBERD M	Lotus 23B	**18**	38:49.225	**1 Lap**	1 Lap	67.69	**1:43.865**	12
12	**99**	A	2	Nick POWELL	Lotus Elan 26R	**18**	38:50.089	**1 Lap**	0.864	67.67	**1:46.820**	10
13	**186**	SRD	6	Robert SHAW	Chevron B8	**18**	38:51.271	**1 Lap**	1.182	67.63	**1:45.083**	10
14	**61**	A	3	Ross HYETT	Ginetta G4R	**18**	38:51.870	**1 Lap**	0.599	67.61	**1:46.200**	8
15	**16**	SRD	7	Phillip NELSON	Chevron B8GT	**18**	38:56.369	**1 Lap**	4.499	67.48	**1:46.422**	10
16	**49**	A	4	SCHRYVER M / SCHRYVER W	Lotus Elan Shapecraft	**18**	38:58.970	**1 Lap**	2.601	67.41	**1:46.936**	9
17	**30**	A	5	Ben SNEE	Lotus Elan GTS	**18**	39:08.553	**1 Lap**	9.583	67.13	**1:51.075**	7
18	**22**	A	6	Mark GODFREY	Ginetta G4R	**17**	39:10.926	**2 Laps**	1 Lap	63.34	**1:53.973**	17
				NOT CLASSIFIED								
DNF	**9**	INV		Richard PIPER	Brahma B2	**12**	22:00.933	**7 Laps**	5 Laps	79.57	**1:41.490**	3
DNF	**65**	D		Peter THOMPSON	TVR Griffith	**11**	19:09.552	**8 Laps**	1 Lap	83.82	**1:42.855**	9
DNF	**19**	C		CHAPMAN / WOOD	Austin Healey 3000	**1**	2:31.722	**18 Laps**	10 Laps	57.73	**2:31.722**	1

FASTEST LAP

45	SRD	James DODD	Ginetta G16	**9**	1:38.747	88.70 mph	142.76 kph
33	SRE	Mark DWYER	Lenham P69	**11**	1:39.556	87.98 mph	141.60 kph
9	INV	Richard PIPER	Brahma B2	**3**	1:41.490	86.31 mph	138.90 kph
39	SRB	Peter DE LA ROCHE	Lotus 23B	**3**	1:41.608	86.21 mph	138.74 kph
14	D	John SPIERS	TVR Griffith	**7**	1:42.661	85.32 mph	137.32 kph
195	A	Giles DAWSON	Lotus Elan 26R	**9**	1:46.184	82.49 mph	132.76 kph
19	C	CHAPMAN / WOOD	Austin Healey 3000	**1**	2:31.722	57.73 mph	92.91 kph

***Car 33 requires a working transponder - Regulation Q12.8.1 refers.**

Race Distance: 19 Laps / 46.23 miles
Brands Hatch GP: 2.4332 miles
Date: 10/07/2022 Start: 17:47 Finish: 18:26

Weather / Track : Sunny / Dry
These results are provisional until the conclusion of any judicial and technical matters.

Clerk Of Course : Julian Floyd	Stewards :	Timekeeper : Nick Palmer

HSCC GT & SR Championship for the Guards Trophy

RACE 18 - LAP CHART

LAP 1		@ 17:49:40.108	LAP 2		@ 17:51:21.580	LAP 3		@ 17:53:02.664	LAP 4		@ 17:54:43.124	LAP 5		@ 17:56:23.080
NO	BEHIND	LAP TIME	NO	BEHIND	LAP TIME	NO	BEHIND	LAP TIME	NO	BEHIND	LAP TIME	NO	BEHIND	LAP TIME
33		1:44.430	**33**		1:41.472	**33**		1:41.084	**33**		1:40.460	**33**		1:39.956
55	0.285	1:44.715	**55**	0.131	1:41.318	**55**	0.425	1:41.378	**55**	0.483	1:40.518	**55**	0.905	1:40.378
45	3.703	1:48.133	**45**	3.643	1:41.412	**45**	2.917	1:40.358	**45**	1.995	1:39.538	**45**	1.321	1:39.282
25	3.951	1:48.381	**9**	6.018	1:42.910	**9**	6.424	1:41.490	**9**	8.033	1:42.069	**9**	10.555	1:42.478
9	4.580	1:49.010	**39**	7.437	1:44.187	**39**	7.961	1:41.608	**39**	9.303	1:41.802	**39**	11.204	1:41.857
39	4.722	1:49.152	**41**	9.975	1:46.346	**41**	12.268	1:43.377	**41**	16.887	1:45.079	**41**	21.881	1:44.950
41	5.101	1:49.531	**65**	10.189	1:45.852	**65**	13.024	1:43.919	**32**	17.523	1:44.163	**65**	22.053	1:44.205
65	5.809	1:50.239	**25**	10.359	1:47.880	**32**	13.820	1:43.955	**65**	17.804	1:45.240	**14**	22.848	1:44.501
32	6.251	1:50.681	**14**	10.909	1:45.738	**14**	14.655	1:44.830	**14**	18.303	1:44.108	**32**	23.782	1:46.215
14	6.643	1:51.073	**32**	10.949	1:46.170	**186**	16.637	1:45.862	**86**	19.747	1:43.038	**86**	24.137	1:44.346
86	7.798	1:52.228	**186**	11.859	1:45.279	**86**	17.169	1:45.856	**25**	27.250	1:48.420	**42**	35.225	1:47.240
186	8.052	1:52.482	**86**	12.397	1:46.071	**25**	19.290	1:50.015	**42**	27.941	1:47.887	**25**	36.316	1:49.022
42	9.846	1:54.276	**42**	15.372	1:46.998	**42**	20.514	1:46.226	**61**	30.485	1:47.266	**61**	37.625	1:47.096
16	10.510	1:54.940	**61**	17.273	1:47.198	**61**	23.679	1:47.490	**186**	31.930	1:55.753	**195**	38.750	1:46.645
61	11.547	1:55.977	**16**	18.046	1:49.008	**195**	25.335	1:47.740	**195**	32.061	1:47.186	**99**	41.633	1:47.358
195	11.723	1:56.153	**195**	18.679	1:48.428	**16**	26.964	1:50.002	**99**	34.231	1:47.318	**186**	44.141	1:52.167
99	12.844	1:57.274	**99**	20.305	1:48.933	**99**	27.373	1:48.152	**16**	35.720	1:49.216	**16**	44.867	1:49.103
49	13.768	1:58.198	**49**	21.931	1:49.635	**49**	30.281	1:49.434	**49**	38.435	1:48.614	**49**	46.274	1:47.795
30	16.579	2:01.009	**30**	27.033	1:51.926	**30**	37.358	1:51.409	**30**	48.262	1:51.364	**30**	59.592	1:51.286
22	18.659	2:03.089	**22**	36.051	1:58.864	**22**	51.065	1:56.098	**22**	1:05.666	1:55.061	**22**	1:20.678	1:54.968
19	47.292	2:31.722												

Weather / Track : Sunny / Dry

Brands Hatch GP: 2.4332 miles
Date: 10/07/2022 Start: 17:47 Finish: 18:26

HSCC GT & SR Championship for the Guards Trophy

RACE 18 - LAP CHART

LAP 6		@ 17:58:03.297
NO	BEHIND	LAP TIME
33		1:40.217
45	1.006	1:39.902
55	1.489	1:40.801
9	11.992	1:41.654
39	12.966	1:41.979
65	26.295	1:44.459
14	27.317	1:44.686
32	28.071	1:44.506
41	28.746	1:47.082
86	28.898	1:44.978
42	40.965	1:45.957
25	45.300	1:49.201
61	45.800	1:48.392
195	45.971	1:47.438
99	48.393	1:46.977
16	51.562	1:46.912
186	52.840	1:48.916
49	53.449	1:47.392
30	1:11.268	1:51.893
22	1:36.356	1:55.895

LAP 7		@ 17:59:44.005
NO	BEHIND	LAP TIME
45		1:39.702
33	0.066	1:40.774
55	0.964	1:40.183
9	14.227	1:42.943
39	15.105	1:42.847
65	28.763	1:43.176
14	29.270	1:42.661
32	31.779	1:44.416
86	31.810	1:43.620
41	33.742	1:45.704
42	46.399	1:46.142
195	52.146	1:46.883
61	53.340	1:48.248
99	54.567	1:46.882
25	57.389	1:52.797
16	59.020	1:48.166
186	59.676	1:47.544
49	1:00.444	1:47.703
30	1:21.635	1:51.075

LAP 8		@ 18:01:23.774
NO	BEHIND	LAP TIME
45		1:39.769
33	1.466	1:41.168
55	1.764	1:40.569
22	1 Lap	1:57.163
9	16.800	1:42.342
39	17.939	1:42.603
65	32.101	1:43.107
14	32.797	1:43.296
32	36.224	1:44.214
86	36.846	1:44.805
41	39.014	1:45.041
42	52.306	1:45.676
195	58.659	1:46.282
61	59.771	1:46.200
99	1:01.713	1:46.915
186	1:07.458	1:47.551
16	1:09.368	1:50.117
49	1:09.999	1:49.324
25	1:12.608	1:54.988
30	1:34.157	1:52.291

LAP 9		@ 18:03:02.521
NO	BEHIND	LAP TIME
45		1:38.747
33	2.647	1:39.928
55	3.352	1:40.335
9	20.239	1:42.186
39	21.987	1:42.795
22	1 Lap	1:54.702
65	36.209	1:42.855
14	37.072	1:43.022
32	40.973	1:43.496
86	41.370	1:43.271
42	1:00.068	1:46.509
195	1:06.096	1:46.184
61	1:08.495	1:47.471
99	1:09.955	1:46.989
186	1:13.958	1:45.247
16	1:17.494	1:46.873
49	1:18.188	1:46.936

LAP 10		@ 18:04:41.642
NO	BEHIND	LAP TIME
45		1:39.121
33	3.583	1:40.057
30	1 Lap	1:53.105
9	23.190	1:42.072
41	1 Lap	3:14.364 **P**
65	40.363	1:43.275
14	41.554	1:43.603
32	45.479	1:43.627
86	46.591	1:44.342
22	1 Lap	1:57.319
42	1:06.426	1:45.479
195	1:13.226	1:46.251
99	1:17.654	1:46.820
25	1 Lap	3:24.404 **P**
186	1:19.920	1:45.083
55	1:23.689	2:59.458 **P**
16	1:24.795	1:46.422
49	1:26.057	1:46.990

Weather / Track : Sunny / Dry

Brands Hatch GP: 2.4332 miles
Date: 10/07/2022 Start: 17:47 Finish: 18:26

HSCC GT & SR Championship for the Guards Trophy

RACE 18 - LAP CHART

LAP 11		@ 18:06:24.781
NO	BEHIND	LAP TIME
33		1:39.556
39	1 Lap	3:14.949 **P**
30	1 Lap	1:56.744
41	1 Lap	1:44.976
65	40.449	1:43.225
14	41.123	1:42.708
32	45.507	1:43.167
86	46.007	1:42.555
61	1 Lap	3:11.908 **P**
22	1 Lap	1:55.678
42	1:10.082	1:46.795
45	1:13.672	2:56.811 **P**
25	1 Lap	1:46.362
55	1:24.718	1:44.168
49	1:30.413	1:47.495
9	1:46.867	3:06.816 **P**
39	2:01.516	1:46.840
30	2:15.430	1:52.431
41	2:19.064	1:41.717

LAP 12		@ 18:08:49.087
NO	BEHIND	LAP TIME
14		1:43.183
32	5.685	1:44.484
195	1 Lap	3:05.483 **P**
99	1 Lap	3:06.743 **P**
61	1 Lap	1:51.341
186	1 Lap	3:12.911 **P**
16	1 Lap	3:10.088 **P**
45	31.439	1:42.073
33	38.683	3:02.989 **P**
55	42.549	1:42.137
25	1 Lap	1:44.730
9	1:07.524	1:44.963
39	1:20.444	1:43.234
86	1:27.717	3:06.016 **P**
41	1:37.264	1:42.506
42	1:56.820	3:11.044 **P**
22	1 Lap	3:23.664 **P**
195	1:59.296	1:48.032
99	2:06.886	1:49.934

LAP 13		@ 18:10:59.838
NO	BEHIND	LAP TIME
45		1:39.312
61	1 Lap	1:46.941
16	1 Lap	1:49.472
186	1 Lap	1:51.769
49	1 Lap	3:11.886 **P**
33	9.257	1:41.324
55	12.045	1:40.247
25	1 Lap	1:43.865
14	52.000	3:02.751 **P**
39	54.375	1:44.682
30	1 Lap	3:17.960 **P**
32	59.148	3:04.214 **P**
86	1:04.197	1:47.231
41	1:09.197	1:42.684
195	1:35.015	1:46.470
42	1:41.079	1:55.010

LAP 14		@ 18:12:41.555
NO	BEHIND	LAP TIME
45		1:41.717
99	1 Lap	1:50.019
61	1 Lap	1:55.499
22	2 Laps	2:10.672
186	1 Lap	1:56.986
33	22.434	1:54.894
16	1 Lap	1:58.493
55	23.535	1:53.207
49	1 Lap	2:01.062
25	1 Lap	1:55.776
39	1:13.653	2:00.995
14	1:15.522	2:05.239
32	1:25.701	2:08.270
86	1:29.405	2:06.925
30	1 Lap	2:16.426
41	1:33.658	2:06.178
195	3:21.639	3:28.341
42	3:22.661	3:23.299

LAP 15		@ 18:16:05.053
NO	BEHIND	LAP TIME
45		3:23.498
99	1 Lap	3:20.636
61	1 Lap	3:11.332
22	2 Laps	3:10.337
186	1 Lap	3:07.086
33	6.237	3:07.301
16	1 Lap	3:07.618
55	7.716	3:07.679
49	1 Lap	3:05.615
25	1 Lap	3:04.097
39	12.056	2:21.901
14	12.803	2:20.779
32	13.913	2:11.710
86	14.758	2:08.851
30	1 Lap	2:06.238
41	16.837	2:06.677
SC	14 Laps	3:26.661
195	3:25.133	3:26.992
42	3:26.181	3:27.018

Weather / Track : Sunny / Dry

Brands Hatch GP: 2.4332 miles
Date: 10/07/2022 Start: 17:47 Finish: 18:26

HSCC GT & SR Championship for the Guards Trophy

RACE 18 - LAP CHART

LAP 16		@ 18:19:32.212	LAP 17		@ 18:23:05.235	LAP 18		@ 18:24:44.337	LAP 19		@ 18:26:23.095
NO	BEHIND	LAP TIME	NO	BEHIND	LAP TIME	NO	BEHIND	LAP TIME	NO	BEHIND	LAP TIME
45		3:27.159	**45**		3:33.023	**45**		1:39.102	**45**		1:38.758
99	1 Lap	3:26.857	**33**	1.827	3:29.592	**33**	3.288	1:40.563	**33**	4.868	1:40.338
61	1 Lap	3:26.948	**99**	1 Lap	3:33.965	**61**	1 Lap	1:49.657	**41**	21.134	1:45.178
22	2 Laps	3:26.403	**61**	1 Lap	3:32.511	**99**	1 Lap	1:49.831	**55**	21.676	1:47.135
186	1 Lap	3:26.358	**186**	1 Lap	3:33.428	**186**	1 Lap	1:47.310	**25**	1 Lap	1:47.094
33	5.258	3:26.180	**22**	2 Laps	3:35.463	**55**	13.299	1:45.851	**39**	22.301	1:47.195
16	1 Lap	3:26.290	**16**	1 Lap	3:33.198	**25**	1 Lap	1:45.434	**32**	22.489	1:45.883
55	7.108	3:26.551	**55**	6.550	3:32.465	**39**	13.864	1:45.527	**99**	1 Lap	1:48.486
49	1 Lap	3:26.618	**49**	1 Lap	3:31.825	**41**	14.714	1:44.293	**186**	1 Lap	1:49.539
25	1 Lap	3:25.697	**25**	1 Lap	3:31.062	**32**	15.364	1:46.062	**86**	24.269	1:44.370
39	10.564	3:25.667	**39**	7.439	3:29.898	**14**	18.046	1:49.497	**61**	1 Lap	1:50.395
14	11.545	3:25.901	**14**	7.651	3:29.129	**86**	18.657	1:47.857	**14**	24.629	1:45.341
32	12.198	3:25.444	**32**	8.404	3:29.229	**16**	1 Lap	1:51.525	**16**	1 Lap	1:48.926
30	1 Lap	3:24.356	**41**	9.523	3:28.097	**49**	1 Lap	1:53.233	**49**	1 Lap	1:49.215
41	14.449	3:24.771	**86**	9.902	3:27.704	**30**	1 Lap	1:57.036	**30**	1 Lap	1:52.000
86	15.221	3:27.622	**30**	1 Lap	3:30.004	**22**	2 Laps	2:01.577	**22**	2 Laps	1:53.973
195	2:33.783	2:35.809	**195**	47.819	1:47.059	**195**	55.443	1:46.726	**195**	1:03.175	1:46.490
42	2:38.278	2:39.256	**42**	59.063	1:53.808	**42**	1:10.002	1:50.041	**42**	1:22.517	1:51.273

Weather / Track : Sunny / Dry

Brands Hatch GP: 2.4332 miles
Date: 10/07/2022 Start: 17:47 Finish: 18:26

HSCC GT & SR Championship for the Guards Trophy

RACE 18 - SECTOR ANALYSIS

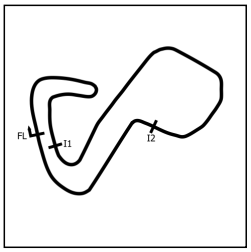

SECTOR 1 = FL to I1, SECTOR 2 = I1 to I2, SECTOR 3 = I2 to FL, DIFF = Difference To Personal Best Lap, P = Crossed Finish Line in Pit Lane, D = Time Disallowed

P1 45 SRD James DODD Ginetta G16

IDEAL LAP TIME : 1:38.212 BEST LAP TIME : 1:38.747 DIFFERENCE : 0.535

LAP	SECTOR 1		SECTOR 2		SECTOR 3		LAP TIME		MPH	DIFF	TIME OF DAY
1 -		86.9	46.408	79.7	24.533	121.7	1:48.133		81.00	9.386	17:49:43.811
2 -	33.167	90.0	44.563	82.5	23.682	122.9	1:41.412		86.37	2.665	17:51:25.223
3 -	32.393	91.1	44.366	82.4	23.599	***123.8***	1:40.358		87.28	1.611	17:53:05.581
4 -	31.722	96.0	44.107	86.1	23.709	123.5	1:39.538		88.00	0.791	17:54:45.119
5 -	31.906	93.2	43.961	81.9	23.415	***123.8***	1:39.282		88.23	0.535	17:56:24.401
6 -	31.822	93.4	44.265	***87.1***	23.815	123.3	1:39.902		87.68	1.155	17:58:04.303
7 -	31.550	95.4	44.193	81.3	23.959	123.1	1:39.702		87.86	0.955	17:59:44.005
8 -	31.962	86.7	44.504	85.0	23.303	123.1	1:39.769		87.80	1.022	18:01:23.774
9 -	31.564	97.1	43.776	82.8	23.407	123.1	***1:38.747***	**(1)**	***88.70***		***18:03:02.521***
10 -	31.459	92.6	44.088	83.7	23.574	122.6	1:39.121		88.37	0.374	18:04:41.642
11 -	31.605	95.1	43.755	84.0	IN PIT		2:56.811	**P**	49.54	1:18.064	18:07:38.453
12 -	OUTLAP	***98.2***	44.283	72.8	24.743	122.2	1:42.073		85.81	3.326	18:09:20.526
13 -	31.881	97.3	44.151	84.7	***23.280***	122.4	1:39.312		88.20	0.565	18:10:59.838
14 -	***31.319***	94.1	44.970	80.3	25.428	107.2	1:41.717		86.11	2.970	18:12:41.555
15 -	35.435	87.4	1:50.797	26.4	57.266	41.9	3:23.498		43.04	1:44.751	18:16:05.053
16 -	1:04.839	40.0	1:34.535	35.8	47.785	59.4	3:27.159		42.28	1:48.412	18:19:32.212
17 -	55.773	47.3	1:49.064	25.9	48.186	121.3	3:33.023		41.12	1:54.276	18:23:05.235
18 -	31.786	94.7	43.906	86.7	23.410	122.6	1:39.102	**(3)**	88.39	0.355	18:24:44.337
19 -	31.729	97.9	***43.613***	85.2	23.416	121.3	1:38.758	**(2)**	88.70	0.011	18:26:23.095

P2 33 SRE Mark DWYER Lenham P69

IDEAL LAP TIME : BEST LAP TIME : 1:39.556 DIFFERENCE :

LAP	SECTOR 1	SECTOR 2	SECTOR 3	LAP TIME		MPH	DIFF	TIME OF DAY
1 -				1:44.430		83.88	4.874	17:49:40.108
2 -				1:41.472		86.32	1.916	17:51:21.580
3 -				1:41.084		86.65	1.528	17:53:02.664
4 -				1:40.460		87.19	0.904	17:54:43.124
5 -				1:39.956	**(3)**	87.63	0.400	17:56:23.080
6 -				1:40.217		87.40	0.661	17:58:03.297
7 -				1:40.774		86.92	1.218	17:59:44.071
8 -				1:41.168		86.58	1.612	18:01:25.240
9 -				1:39.928	**(2)**	87.66	0.372	18:03:05.168
10 -				1:40.057		87.54	0.501	18:04:45.225
11 -				***1:39.556***	**(1)**	***87.98***		***18:06:24.781***
12 -			***IN PIT***	3:02.989	**P**	47.87	1:23.433	18:09:27.770
13 -	***OUTLAP***			1:41.324		86.45	1.768	18:11:09.095
14 -				1:54.894		76.24	15.338	18:13:03.989
15 -				3:07.301		46.76	1:27.745	18:16:11.290
16 -				3:26.180		42.48	1:46.624	18:19:37.470
17 -				3:29.592		41.79	1:50.036	18:23:07.062
18 -				1:40.563		87.10	1.007	18:24:47.625
19 -				1:40.338		87.30	0.782	18:26:27.963

Weather / Track : Sunny / Dry

Brands Hatch GP: 2.4332 miles
Date: 10/07/2022 Start: 17:47 Finish: 18:26

HSCC GT & SR Championship for the Guards Trophy

RACE 18 - SECTOR ANALYSIS

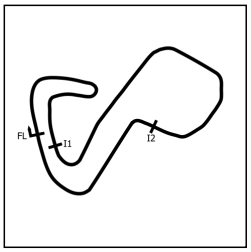

SECTOR 1 = FL to I1, SECTOR 2 = I1 to I2, SECTOR 3 = I2 to FL, DIFF = Difference To Personal Best Lap, P = Crossed Finish Line in Pit Lane, D = Time Disallowed

P3 41 SRB CLARIDGE / GOMES Lotus 23B

IDEAL LAP TIME : 1:41.159 BEST LAP TIME : 1:41.717 DIFFERENCE : 0.558

LAP	SECTOR 1		SECTOR 2		SECTOR 3		LAP TIME		MPH	DIFF	TIME OF DAY
1 -		94.5	47.403	78.5	24.666	123.3	1:49.531		79.97	7.814	17:49:45.209
2 -	33.909	92.8	47.400	74.4	25.037	123.3	1:46.346		82.37	4.629	17:51:31.555
3 -	32.983	94.1	45.913	77.8	24.481	123.3	1:43.377		84.73	1.660	17:53:14.932
4 -	33.861	92.3	46.655	80.6	24.563	122.6	1:45.079		83.36	3.362	17:55:00.011
5 -	33.846	92.6	46.538	78.0	24.566	123.1	1:44.950		83.46	3.233	17:56:44.961
6 -	33.375	92.4	48.948	76.1	24.759	123.1	1:47.082		81.80	5.365	17:58:32.043
7 -	34.347	93.2	46.455	77.3	24.902	123.5	1:45.704		82.87	3.987	18:00:17.747
8 -	34.009	91.1	46.152	80.3	24.880	122.6	1:45.041		83.39	3.324	18:02:02.788
9 -	33.798	93.9	46.239	76.0	IN PIT		3:14.364	**P**	45.06	1:32.647	18:05:17.152
10 -	OUTLAP	92.8	***45.075***	81.6	***23.882***	126.1	1:44.976		83.44	3.259	18:07:02.128
11 -	***32.202***	93.7	45.460	***86.3***	24.055	126.3	***1:41.717***	**(1)**	***86.11***		***18:08:43.845***
12 -	32.814	86.3	45.624	81.1	24.068	124.9	1:42.506	**(2)**	85.45	0.789	18:10:26.351
13 -	32.569	93.9	45.975	82.9	24.140	126.6	1:42.684	**(3)**	85.30	0.967	18:12:09.035
14 -	35.356	77.4	1:02.337	63.5	28.485	99.7	2:06.178		69.42	24.461	18:14:15.213
15 -	36.147	77.6	58.164	45.8	32.366	41.2	2:06.677		69.15	24.960	18:16:21.890
16 -	1:04.681	52.7	1:33.004	43.9	47.086	50.4	3:24.771		42.77	1:43.054	18:19:46.661
17 -	55.486	39.3	1:50.284	32.1	42.327	121.7	3:28.097		42.09	1:46.380	18:23:14.758
18 -	34.385	***96.0***	45.609	84.4	24.299	***126.8***	1:44.293		83.99	2.576	18:24:59.051
19 -	33.288	91.5	47.468	79.1	24.422	125.9	1:45.178		83.28	3.461	18:26:44.229

P4 55 SRD David FORSBREY Chevron B8

IDEAL LAP TIME : 1:39.446 BEST LAP TIME : 1:40.183 DIFFERENCE : 0.737

LAP	SECTOR 1		SECTOR 2		SECTOR 3		LAP TIME		MPH	DIFF	TIME OF DAY
1 -		90.1	45.600	81.5	23.890	122.2	1:44.715		83.65	4.532	17:49:40.393
2 -	31.938	98.3	45.362	83.0	24.018	121.3	1:41.318		86.45	1.135	17:51:21.711
3 -	32.496	95.3	44.958	84.5	23.924	122.6	1:41.378		86.40	1.195	17:53:03.089
4 -	31.713	97.3	45.097	85.4	23.708	122.4	1:40.518		87.14	0.335	17:54:43.607
5 -	31.762	97.3	44.862	85.0	23.754	122.4	1:40.378		87.26	0.195	17:56:23.985
6 -	31.745	95.1	44.675	80.9	24.381	***124.2***	1:40.801		86.90	0.618	17:58:04.786
7 -	31.799	96.6	44.627	80.9	23.757	123.3	***1:40.183***	**(1)**	***87.43***		***17:59:44.969***
8 -	31.623	93.4	45.195	79.7	23.751	123.1	1:40.569		87.10	0.386	18:01:25.538
9 -	31.680	98.1	44.881	84.8	23.774	122.9	1:40.335	**(3)**	87.30	0.152	18:03:05.873
10 -	***31.382***	***99.4***	45.204	84.3	IN PIT		2:59.458	**P**	48.81	1:19.275	18:06:05.331
11 -	OUTLAP	93.9	45.638	***87.8***	23.798	121.7	1:44.168		84.09	3.985	18:07:49.499
12 -	31.886	97.9	45.353	77.7	24.898	121.5	1:42.137		85.76	1.954	18:09:31.636
13 -	32.183	98.1	***44.402***	80.5	***23.662***	122.9	1:40.247	**(2)**	87.38	0.064	18:11:11.883
14 -	32.521	94.7	47.362	52.7	33.324	79.0	1:53.207		77.37	13.024	18:13:05.090
15 -	38.263	81.4	1:31.850	47.4	57.566	33.9	3:07.679		46.67	1:27.496	18:16:12.769
16 -	1:04.215	37.7	1:34.813	40.9	47.523	50.0	3:26.551		42.41	1:46.368	18:19:39.320
17 -	55.569	41.7	1:49.999	28.1	46.897	105.6	3:32.465		41.22	1:52.282	18:23:11.785
18 -	33.732	93.9	46.503	75.5	25.616	119.8	1:45.851		82.75	5.668	18:24:57.636
19 -	33.999	93.7	47.817	78.6	25.319	120.9	1:47.135		81.76	6.952	18:26:44.771

HSCC GT & SR Championship for the Guards Trophy

RACE 18 - SECTOR ANALYSIS

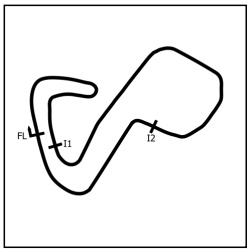

SECTOR 1 = FL to I1, SECTOR 2 = I1 to I2, SECTOR 3 = I2 to FL, DIFF = Difference To Personal Best Lap, P = Crossed Finish Line in Pit Lane, D = Time Disallowed

P5 39 SRB Peter DE LA ROCHE Lotus 23B

IDEAL LAP TIME : 1:41.253 BEST LAP TIME : 1:41.608 DIFFERENCE : 0.355

LAP	SECTOR 1		SECTOR 2		SECTOR 3		LAP TIME		MPH	DIFF	TIME OF DAY
1 -		92.6	47.519	78.5	24.600	122.0	1:49.152		80.25	7.544	17:49:44.830
2 -	33.884	94.9	46.059	***83.7***	24.244	122.4	1:44.187		84.07	2.579	17:51:29.017
3 -	32.455	***98.2***	***45.147***	82.2	***24.006***	122.4	***1:41.608***	**(1)**	***86.21***		***17:53:10.625***
4 -	***32.100***	96.2	45.437	79.9	24.265	122.2	1:41.802	**(2)**	86.04	0.194	17:54:52.427
5 -	32.174	96.6	45.525	79.0	24.158	122.9	1:41.857	**(3)**	86.00	0.249	17:56:34.284
6 -	32.552	93.4	45.296	78.3	24.131	122.6	1:41.979		85.89	0.371	17:58:16.263
7 -	32.800	94.7	45.742	80.2	24.305	122.4	1:42.847		85.17	1.239	17:59:59.110
8 -	32.787	95.3	45.296	79.1	24.520	122.0	1:42.603		85.37	0.995	18:01:41.713
9 -	32.661	90.6	45.790	80.9	24.344	122.0	1:42.795		85.21	1.187	18:03:24.508
10 -	32.823	97.6	45.817	79.7	IN PIT		3:14.949	**P**	44.93	1:33.341	18:06:39.457
11 -	OUTLAP	93.0	45.965	78.7	24.500	121.3	1:46.840		81.99	5.232	18:08:26.297
12 -	32.823	95.0	45.705	83.0	24.706	122.2	1:43.234		84.85	1.626	18:10:09.531
13 -	32.577	96.4	47.477	77.9	24.628	122.4	1:44.682		83.68	3.074	18:11:54.213
14 -	32.785	81.0	57.685	65.5	30.525	82.3	2:00.995		72.39	19.387	18:13:55.208
15 -	38.758	72.3	1:09.195	62.8	33.948	47.3	2:21.901		61.73	40.293	18:16:17.109
16 -	1:03.250	38.9	1:34.994	35.4	47.423	47.6	3:25.667		42.59	1:44.059	18:19:42.776
17 -	55.563	40.6	1:50.173	27.9	44.162	111.6	3:29.898		41.73	1:48.290	18:23:12.674
18 -	35.248	89.1	45.725	79.7	24.554	***123.1***	1:45.527		83.01	3.919	18:24:58.201
19 -	34.738	92.9	47.540	79.4	24.917	122.4	1:47.195		81.71	5.587	18:26:45.396

P6 32 SRD Charlie ALLISON Chevron B8

IDEAL LAP TIME : 1:42.899 BEST LAP TIME : 1:43.167 DIFFERENCE : 0.268

LAP	SECTOR 1		SECTOR 2		SECTOR 3		LAP TIME		MPH	DIFF	TIME OF DAY
1 -		93.8	47.871	79.7	24.847	124.7	1:50.681		79.14	7.514	17:49:46.359
2 -	33.651	88.3	47.218	80.6	25.301	122.0	1:46.170		82.50	3.003	17:51:32.529
3 -	33.213	94.6	46.150	80.4	24.592	124.0	1:43.955		84.26	0.788	17:53:16.484
4 -	32.607	92.8	46.705	81.0	24.851	121.3	1:44.163		84.09	0.996	17:55:00.647
5 -	33.462	92.8	48.066	79.6	24.687	123.3	1:46.215		82.47	3.048	17:56:46.862
6 -	32.652	91.6	47.248	80.9	24.606	123.1	1:44.506		83.82	1.339	17:58:31.368
7 -	32.896	94.5	46.877	***85.7***	24.643	120.4	1:44.416		83.89	1.249	18:00:15.784
8 -	33.063	94.9	46.300	82.9	24.851	121.1	1:44.214		84.05	1.047	18:01:59.998
9 -	***32.464***	92.8	46.425	82.4	24.607	122.2	1:43.496	**(2)**	84.63	0.329	18:03:43.494
10 -	32.900	92.3	***45.991***	81.6	24.736	119.4	1:43.627	**(3)**	84.53	0.460	18:05:27.121
11 -	32.584	94.3	46.139	82.3	***24.444***	121.5	***1:43.167***	**(1)**	***84.90***		***18:07:10.288***
12 -	32.501	***95.5***	46.857	80.8	25.126	113.3	1:44.484		83.83	1.317	18:08:54.772
13 -	32.939	92.0	46.540	80.0	IN PIT		3:04.214	**P**	47.55	1:21.047	18:11:58.986
14 -	OUTLAP	86.3	1:05.206	69.7	25.816	117.3	2:08.270		68.29	25.103	18:14:07.256
15 -	34.179	90.5	1:04.487	62.4	33.044	45.3	2:11.710		66.50	28.543	18:16:18.966
16 -	1:04.272	38.0	1:34.388	40.6	46.784	46.7	3:25.444		42.63	1:42.277	18:19:44.410
17 -	56.259	39.2	1:49.644	30.8	43.326	116.5	3:29.229		41.86	1:46.062	18:23:13.639
18 -	34.635	89.9	46.377	80.2	25.050	***125.9***	1:46.062		82.59	2.895	18:24:59.701
19 -	33.699	93.9	47.382	78.9	24.802	124.9	1:45.883		82.73	2.716	18:26:45.584

HSCC GT & SR Championship for the Guards Trophy

RACE 18 - SECTOR ANALYSIS

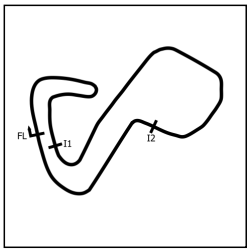

SECTOR 1 = FL to I1, SECTOR 2 = I1 to I2, SECTOR 3 = I2 to FL, DIFF = Difference To Personal Best Lap, P = Crossed Finish Line in Pit Lane, D = Time Disallowed

P7 86 SRD Dan BALFOUR Chevron B8

IDEAL LAP TIME : 1:42.191 BEST LAP TIME : 1:42.555 DIFFERENCE : 0.364

LAP	SECTOR 1		SECTOR 2		SECTOR 3		LAP TIME	MPH	DIFF	TIME OF DAY
1 -		88.5	48.079	81.0	25.483	117.3	1:52.228	78.05	9.673	17:49:47.906
2 -	33.193	90.9	47.819	79.4	25.059	120.9	1:46.071	82.58	3.516	17:51:33.977
3 -	33.820	89.2	47.246	83.3	24.790	121.5	1:45.856	82.75	3.301	17:53:19.833
4 -	32.441	91.6	45.895	***84.6***	24.702	***122.0***	1:43.038 **(2)**	85.01	0.483	17:55:02.871
5 -	32.508	91.9	47.097	81.6	24.741	121.3	1:44.346	83.94	1.791	17:56:47.217
6 -	32.759	90.6	47.622	76.6	24.597	120.9	1:44.978	83.44	2.423	17:58:32.195
7 -	32.202	***97.6***	46.987	***84.6***	***24.431***	***122.0***	1:43.620	84.53	1.065	18:00:15.815
8 -	34.486	93.3	***45.750***	82.1	24.569	119.1	1:44.805	83.58	2.250	18:02:00.620
9 -	32.667	93.5	45.997	78.1	24.607	119.8	1:43.271 **(3)**	84.82	0.716	18:03:43.891
10 -	32.763	86.7	46.155	79.2	25.424	118.5	1:44.342	83.95	1.787	18:05:28.233
11 -	***32.010***	92.5	45.830	84.3	24.715	121.1	***1:42.555*** **(1)**	***85.41***		***18:07:10.788***
12 -	32.260	90.8	46.979	82.4	IN PIT		3:06.016 **P**	47.09	1:23.461	18:10:16.804
13 -	OUTLAP	93.4	46.946	79.7	24.523	120.9	1:47.231	81.69	4.676	18:12:04.035
14 -	33.051	78.9	1:06.274	62.9	27.600	101.6	2:06.925	69.01	24.370	18:14:10.960
15 -	34.381	81.7	1:01.822	55.1	32.648	45.0	2:08.851	67.98	26.296	18:16:19.811
16 -	1:51.961	79.6	53.642	67.5	42.019	50.5	3:27.622	42.19	1:45.067	18:19:47.433
17 -	55.921	36.2	1:50.344	29.8	41.439	117.5	3:27.704	42.17	1:45.149	18:23:15.137
18 -	34.697	91.9	47.555	76.6	25.605	118.5	1:47.857	81.21	5.302	18:25:02.994
19 -	32.277	93.4	46.922	80.0	25.171	112.0	1:44.370	83.93	1.815	18:26:47.364

P8 14 D John SPIERS TVR Griffith

IDEAL LAP TIME : 1:42.192 BEST LAP TIME : 1:42.661 DIFFERENCE : 0.469

LAP	SECTOR 1		SECTOR 2		SECTOR 3		LAP TIME	MPH	DIFF	TIME OF DAY
1 -		82.4	47.510	78.9	24.735	125.9	1:51.073	78.86	8.412	17:49:46.751
2 -	33.667	88.5	47.227	76.8	24.844	127.3	1:45.738	82.84	3.077	17:51:32.489
3 -	33.875	87.8	46.533	82.4	24.422	125.9	1:44.830	83.56	2.169	17:53:17.319
4 -	32.936	91.3	46.699	75.8	24.473	***129.0***	1:44.108	84.14	1.447	17:55:01.427
5 -	33.244	91.6	46.822	83.5	24.435	128.0	1:44.501	83.82	1.840	17:56:45.928
6 -	32.993	90.5	47.290	80.1	24.403	127.3	1:44.686	83.67	2.025	17:58:30.614
7 -	33.011	95.4	***45.493***	79.8	***24.157***	128.5	***1:42.661*** **(1)**	***85.32***		***18:00:13.275***
8 -	32.927	91.9	46.180	80.9	24.189	128.0	1:43.296	84.80	0.635	18:01:56.571
9 -	32.922	94.9	45.807	82.1	24.293	128.3	1:43.022 **(3)**	85.02	0.361	18:03:39.593
10 -	32.782	96.4	46.385	***84.2***	24.436	128.5	1:43.603	84.55	0.942	18:05:23.196
11 -	32.692	89.7	45.723	82.0	24.293	126.6	1:42.708 **(2)**	85.28	0.047	18:07:05.904
12 -	33.047	98.6	45.666	77.5	24.470	128.3	1:43.183	84.89	0.522	18:08:49.087
13 -	***32.542***	***98.9***	45.645	80.1	IN PIT		3:02.751 **P**	47.93	1:20.090	18:11:51.838
14 -	OUTLAP	79.5	1:00.340	56.8	28.827	105.1	2:05.239	69.94	22.578	18:13:57.077
15 -	37.716	70.1	1:10.036	58.9	33.027	47.4	2:20.779	62.22	38.118	18:16:17.856
16 -	1:03.793	39.1	1:34.681	36.8	47.427	45.6	3:25.901	42.54	1:43.240	18:19:43.757
17 -	55.892	39.6	1:49.834	28.1	43.403	114.7	3:29.129	41.88	1:46.468	18:23:12.886
18 -	36.159	86.5	48.118	76.6	25.220	127.3	1:49.497	80.00	6.836	18:25:02.383
19 -	33.658	91.3	47.288	78.1	24.395	124.2	1:45.341	83.15	2.680	18:26:47.724

HSCC GT & SR Championship for the Guards Trophy

RACE 18 - SECTOR ANALYSIS

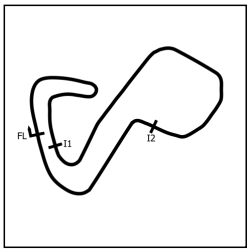

SECTOR 1 = FL to I1, SECTOR 2 = I1 to I2, SECTOR 3 = I2 to FL, DIFF = Difference To Personal Best Lap, P = Crossed Finish Line in Pit Lane, D = Time Disallowed

P9 195 A Giles DAWSON Lotus Elan 26R

IDEAL LAP TIME : 1:45.639 BEST LAP TIME : 1:46.184 DIFFERENCE : 0.545

LAP	SECTOR 1		SECTOR 2		SECTOR 3		LAP TIME		MPH	DIFF	TIME OF DAY
1 -		89.7	49.365	76.6	25.632	***118.9***	1:56.153		75.41	9.969	17:49:51.831
2 -	34.534	91.9	47.992	79.7	25.902	118.3	1:48.428		80.78	2.244	17:51:40.259
3 -	33.645	90.9	48.676	77.8	25.419	118.1	1:47.740		81.30	1.556	17:53:27.999
4 -	33.460	91.6	47.639	77.8	26.087	117.5	1:47.186		81.72	1.002	17:55:15.185
5 -	34.114	93.5	***47.215***	77.9	25.316	118.5	1:46.645		82.14	0.461	17:57:01.830
6 -	33.423	92.4	48.120	78.3	25.895	117.7	1:47.438		81.53	1.254	17:58:49.268
7 -	34.384	93.3	47.258	80.5	***25.241***	117.7	1:46.883		81.95	0.699	18:00:36.151
8 -	33.524	91.4	47.347	79.6	25.411	117.3	1:46.282	**(3)**	82.42	0.098	18:02:22.433
9 -	33.386	93.7	47.300	78.9	25.498	116.9	***1:46.184***	**(1)**	***82.49***		***18:04:08.617***
10 -	33.676	93.0	47.317	78.7	25.258	117.3	1:46.251	**(2)**	82.44	0.067	18:05:54.868
11 -	33.287	93.8	47.286	79.7	IN PIT		3:05.483	**P**	47.22	1:19.299	18:09:00.351
12 -	OUTLAP	92.0	47.225	76.0	25.311	117.7	1:48.032		81.08	1.848	18:10:48.383
13 -	***33.183***	***94.2***	47.819	***82.3***	25.468	117.1	1:46.470		82.27	0.286	18:12:34.853
14 -	35.389	77.4	1:54.919	30.1	58.033	43.1	3:28.341		42.04	1:42.157	18:16:03.194
15 -	1:04.262	41.7	1:34.753	39.1	47.977	52.4	3:26.992		42.31	1:40.808	18:19:30.186
16 -	55.621	54.3	1:14.405	71.2	25.783	116.7	2:35.809		56.22	49.625	18:22:05.995
17 -	33.560	93.4	48.055	77.9	25.444	117.5	1:47.059		81.82	0.875	18:23:53.054
18 -	33.792	93.5	47.341	78.7	25.593	117.7	1:46.726		82.07	0.542	18:25:39.780
19 -	33.300	93.3	47.805	76.3	25.385	117.5	1:46.490		82.25	0.306	18:27:26.270

P10 42 SRD Hugh COLMAN Chevron B8

IDEAL LAP TIME : 1:45.104 BEST LAP TIME : 1:45.479 DIFFERENCE : 0.375

LAP	SECTOR 1		SECTOR 2		SECTOR 3		LAP TIME		MPH	DIFF	TIME OF DAY
1 -		93.0	48.718	76.9	25.127	122.4	1:54.276		76.65	8.797	17:49:49.954
2 -	34.291	87.7	47.396	***78.1***	25.311	115.7	1:46.998		81.86	1.519	17:51:36.952
3 -	33.629	92.8	47.585	77.4	25.012	124.0	1:46.226		82.46	0.747	17:53:23.178
4 -	34.543	88.6	48.420	73.1	24.924	123.8	1:47.887		81.19	2.408	17:55:11.065
5 -	33.520	93.4	48.614	73.3	25.106	123.5	1:47.240		81.68	1.761	17:56:58.305
6 -	33.591	90.4	47.673	***78.1***	24.693	***124.7***	1:45.957	**(3)**	82.67	0.478	17:58:44.262
7 -	***33.364***	89.1	47.854	73.5	24.924	122.6	1:46.142		82.52	0.663	18:00:30.404
8 -	33.563	***96.0***	47.305	75.6	24.808	123.5	1:45.676	**(2)**	82.89	0.197	18:02:16.080
9 -	33.532	93.8	48.195	69.7	24.782	123.5	1:46.509		82.24	1.030	18:04:02.589
10 -	33.366	91.1	47.443	74.2	***24.670***	124.5	***1:45.479***	**(1)**	***83.04***		***18:05:48.068***
11 -	33.918	89.5	47.883	73.2	24.994	123.3	1:46.795		82.02	1.316	18:07:34.863
12 -	33.660	95.0	***47.070***	72.3	IN PIT		3:11.044	**P**	45.85	1:25.565	18:10:45.907
13 -	OUTLAP	91.9	49.577	72.0	26.606	107.5	1:55.010		76.16	9.531	18:12:40.917
14 -	35.390	91.6	1:50.269	27.9	57.640	43.3	3:23.299		43.08	1:37.820	18:16:04.216
15 -	1:04.567	40.1	1:34.539	37.0	47.912	49.8	3:27.018		42.31	1:41.539	18:19:31.234
16 -	55.770	47.6	1:16.123	69.1	27.363	116.1	2:39.256		55.00	53.777	18:22:10.490
17 -	36.554	82.3	51.041	65.2	26.213	112.0	1:53.808		76.97	8.329	18:24:04.298
18 -	34.839	85.7	49.688	69.7	25.514	122.2	1:50.041		79.60	4.562	18:25:54.339
19 -	34.591	87.2	49.424	69.7	27.258	84.6	1:51.273		78.72	5.794	18:27:45.612

HSCC GT & SR Championship for the Guards Trophy

RACE 18 - SECTOR ANALYSIS

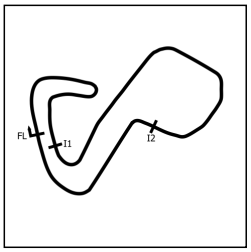

SECTOR 1 = FL to I1, SECTOR 2 = I1 to I2, SECTOR 3 = I2 to FL, DIFF = Difference To Personal Best Lap, P = Crossed Finish Line in Pit Lane, D = Time Disallowed

P11 25 SRB HIBBERD A / HIBBERD M Lotus 23B

IDEAL LAP TIME : 1:43.404 BEST LAP TIME : 1:43.865 DIFFERENCE : 0.461

LAP	SECTOR 1		SECTOR 2		SECTOR 3		LAP TIME		MPH	DIFF	TIME OF DAY
1 -		90.4	46.829	76.0	25.109	119.6	1:48.381		80.82	4.516	17:49:44.059
2 -	34.472	94.9	47.694	78.7	25.714	116.9	1:47.880		81.19	4.015	17:51:31.939
3 -	35.319	89.1	49.139	***85.0***	25.557	121.7	1:50.015		79.62	6.150	17:53:21.954
4 -	34.796	93.3	48.339	79.6	25.285	122.2	1:48.420		80.79	4.555	17:55:10.374
5 -	33.949	90.9	49.617	70.1	25.456	121.5	1:49.022		80.34	5.157	17:56:59.396
6 -	34.426	89.8	48.910	77.3	25.865	115.9	1:49.201		80.21	5.336	17:58:48.597
7 -	36.842	79.6	50.164	72.9	25.791	116.1	1:52.797		77.66	8.932	18:00:41.394
8 -	35.892	82.9	52.253	74.1	26.843	110.0	1:54.988		76.18	11.123	18:02:36.382
9 -	36.158	87.2	50.616	72.3	IN PIT		3:24.404	**P**	42.85	1:40.539	18:06:00.786
10 -	OUTLAP	91.6	46.240	81.1	25.202	120.4	1:46.362		82.35	2.497	18:07:47.148
11 -	32.835	96.5	46.518	78.6	25.377	119.8	1:44.730	**(2)**	83.64	0.865	18:09:31.878
12 -	33.167	96.8	46.188	79.5	***24.510***	121.7	***1:43.865***	**(1)**	***84.33***		***18:11:15.743***
13 -	***32.799***	***97.3***	50.146	61.5	32.831	71.3	1:55.776		75.66	11.911	18:13:11.519
14 -	40.871	72.3	1:25.369	47.7	57.857	42.6	3:04.097		47.58	1:20.232	18:16:15.616
15 -	1:03.663	36.2	1:34.882	41.2	47.152	45.7	3:25.697		42.58	1:41.832	18:19:41.313
16 -	55.858	41.7	1:50.115	26.0	45.089	112.0	3:31.062		41.50	1:47.197	18:23:12.375
17 -	33.925	93.2	***46.095***	72.8	25.414	121.5	1:45.434	**(3)**	83.08	1.569	18:24:57.809
18 -	34.354	94.6	48.086	77.7	24.654	***123.8***	1:47.094		81.79	3.229	18:26:44.903

P12 99 A Nick POWELL Lotus Elan 26R

IDEAL LAP TIME : 1:46.211 BEST LAP TIME : 1:46.820 DIFFERENCE : 0.609

LAP	SECTOR 1		SECTOR 2		SECTOR 3		LAP TIME		MPH	DIFF	TIME OF DAY
1 -		87.4	49.303	78.4	26.020	115.3	1:57.274		74.69	10.454	17:49:52.952
2 -	34.121	87.6	48.637	***83.4***	26.175	115.5	1:48.933		80.41	2.113	17:51:41.885
3 -	33.678	89.8	48.629	76.8	25.845	115.9	1:48.152		80.99	1.332	17:53:30.037
4 -	33.731	91.9	47.786	81.1	25.801	115.9	1:47.318		81.62	0.498	17:55:17.355
5 -	33.759	90.5	47.956	82.5	25.643	114.7	1:47.358		81.59	0.538	17:57:04.713
6 -	33.566	90.6	47.856	82.2	25.555	***116.1***	1:46.977		81.88	0.157	17:58:51.690
7 -	33.762	90.0	47.593	79.9	***25.527***	115.3	1:46.882	**(2)**	81.95	0.062	18:00:38.572
8 -	33.877	90.8	47.407	83.1	25.631	114.5	1:46.915	**(3)**	81.93	0.095	18:02:25.487
9 -	33.813	91.3	47.546	82.8	25.630	115.3	1:46.989		81.87	0.169	18:04:12.476
10 -	***33.374***	***92.9***	***47.310***	82.0	26.136	114.7	***1:46.820***	**(1)**	***82.00***		***18:05:59.296***
11 -	33.610	90.6	47.637	79.3	IN PIT		3:06.743	**P**	46.90	1:19.923	18:09:06.039
12 -	OUTLAP	89.2	47.835	79.6	25.655	115.1	1:49.934		79.68	3.114	18:10:55.973
13 -	33.907	89.2	48.801	79.9	27.311	105.6	1:50.019		79.62	3.199	18:12:45.992
14 -	37.848	76.3	1:45.124	26.9	57.664	40.5	3:20.636		43.66	1:33.816	18:16:06.628
15 -	1:04.780	40.9	1:34.148	38.2	47.929	51.5	3:26.857		42.34	1:40.037	18:19:33.485
16 -	55.861	46.6	1:48.918	25.1	49.186	112.0	3:33.965		40.94	1:47.145	18:23:07.450
17 -	34.880	92.8	48.696	75.4	26.255	114.5	1:49.831		79.75	3.011	18:24:57.281
18 -	33.900	92.0	48.224	78.8	26.362	114.7	1:48.486		80.74	1.666	18:26:45.767

HSCC GT & SR Championship for the Guards Trophy

RACE 18 - SECTOR ANALYSIS

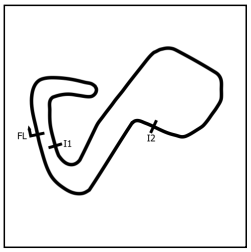

SECTOR 1 = FL to I1, SECTOR 2 = I1 to I2, SECTOR 3 = I2 to FL, DIFF = Difference To Personal Best Lap, P = Crossed Finish Line in Pit Lane, D = Time Disallowed

P13 186 SRD Robert SHAW Chevron B8

IDEAL LAP TIME : 1:44.333 BEST LAP TIME : 1:45.083 DIFFERENCE : 0.750

LAP	SECTOR 1		SECTOR 2		SECTOR 3		LAP TIME		MPH	DIFF	TIME OF DAY
1 -		89.8	47.906	83.3	25.013	***124.0***	1:52.482		77.87	7.399	17:49:48.160
2 -	33.729	94.2	***46.679***	79.5	24.871	121.1	1:45.279	**(3)**	83.20	0.196	17:51:33.439
3 -	34.026	89.7	47.234	***87.7***	***24.602***	120.0	1:45.862		82.74	0.779	17:53:19.301
4 -	38.197	85.0	51.488	73.4	26.068	118.5	1:55.753		75.67	10.670	17:55:15.054
5 -	35.042	87.6	51.237	72.3	25.888	120.4	1:52.167		78.09	7.084	17:57:07.221
6 -	34.924	84.5	48.645	78.2	25.347	120.0	1:48.916		80.42	3.833	17:58:56.137
7 -	33.963	90.5	47.851	74.8	25.730	111.6	1:47.544		81.45	2.461	18:00:43.681
8 -	33.994	86.0	48.565	80.4	24.992	116.9	1:47.551		81.44	2.468	18:02:31.232
9 -	33.366	92.1	47.032	82.2	24.849	116.9	1:45.247	**(2)**	83.23	0.164	18:04:16.479
10 -	***33.052***	94.1	46.981	81.9	25.050	117.9	***1:45.083***	**(1)**	***83.36***		***18:06:01.562***
11 -	33.074	90.6	46.928	78.9	IN PIT		3:12.911	**P**	45.40	1:27.828	18:09:14.473
12 -	OUTLAP	84.9	47.724	78.8	24.856	117.9	1:51.769		78.37	6.686	18:11:06.242
13 -	33.777	88.7	48.268	58.5	34.941	75.7	1:56.986		74.87	11.903	18:13:03.228
14 -	36.587	85.9	1:32.034	33.7	58.465	38.8	3:07.086		46.82	1:22.003	18:16:10.314
15 -	1:04.205	40.7	1:34.612	38.2	47.541	49.8	3:26.358		42.44	1:41.275	18:19:36.672
16 -	55.632	41.5	1:49.736	25.3	48.060	112.4	3:33.428		41.04	1:48.345	18:23:10.100
17 -	34.590	***95.3***	47.153	73.0	25.567	117.7	1:47.310		81.63	2.227	18:24:57.410
18 -	35.949	82.4	48.629	81.9	24.961	119.1	1:49.539		79.97	4.456	18:26:46.949

P14 61 A Ross HYETT Ginetta G4R

IDEAL LAP TIME : 1:46.071 BEST LAP TIME : 1:46.200 DIFFERENCE : 0.129

LAP	SECTOR 1		SECTOR 2		SECTOR 3		LAP TIME		MPH	DIFF	TIME OF DAY
1 -		95.3	48.749	82.1	25.854	118.5	1:55.977		75.53	9.777	17:49:51.655
2 -	34.135	95.4	47.591	***85.5***	25.472	119.6	1:47.198		81.71	0.998	17:51:38.853
3 -	33.858	94.9	48.093	83.4	25.539	118.9	1:47.490		81.49	1.290	17:53:26.343
4 -	33.726	***96.2***	48.031	79.7	25.509	119.8	1:47.266		81.66	1.066	17:55:13.609
5 -	***33.658***	95.4	47.810	76.3	25.628	119.8	1:47.096	**(3)**	81.79	0.896	17:57:00.705
6 -	33.937	93.2	48.520	78.5	25.935	119.8	1:48.392		80.81	2.192	17:58:49.097
7 -	35.049	92.8	47.856	77.9	25.343	119.6	1:48.248		80.92	2.048	18:00:37.345
8 -	33.787	95.0	***47.104***	79.7	***25.309***	119.4	***1:46.200***	**(1)**	***82.48***		***18:02:23.545***
9 -	34.408	94.1	47.330	81.1	25.733	117.9	1:47.471		81.50	1.271	18:04:11.016
10 -	33.721	95.8	47.431	84.9	IN PIT		3:11.908	**P**	45.64	1:25.708	18:07:22.924
11 -	OUTLAP	92.4	48.134	80.6	25.680	119.1	1:51.341		78.67	5.141	18:09:14.265
12 -	33.908	93.9	47.249	76.5	25.784	***120.4***	1:46.941	**(2)**	81.91	0.741	18:11:01.206
13 -	34.418	93.3	49.261	73.1	31.820	93.4	1:55.499		75.84	9.299	18:12:56.705
14 -	38.026	80.1	1:35.270	30.6	58.036	43.7	3:11.332		45.78	1:25.132	18:16:08.037
15 -	1:04.765	36.4	1:33.667	37.5	48.516	50.3	3:26.948		42.32	1:40.748	18:19:34.985
16 -	55.358	43.9	1:49.087	25.9	48.066	115.9	3:32.511		41.22	1:46.311	18:23:07.496
17 -	35.029	94.3	48.735	75.8	25.893	117.7	1:49.657		79.88	3.457	18:24:57.153
18 -	34.373	93.7	50.000	82.0	26.022	110.1	1:50.395		79.34	4.195	18:26:47.548

HSCC GT & SR Championship for the Guards Trophy

RACE 18 - SECTOR ANALYSIS

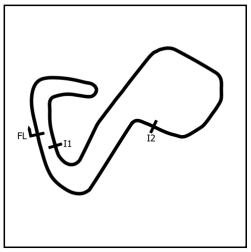

SECTOR 1 = FL to I1, SECTOR 2 = I1 to I2, SECTOR 3 = I2 to FL, DIFF = Difference To Personal Best Lap, P = Crossed Finish Line in Pit Lane, D = Time Disallowed

P15 16 SRD Phillip NELSON Chevron B8GT

IDEAL LAP TIME : 1:46.163 BEST LAP TIME : 1:46.422 DIFFERENCE : 0.259

LAP	SECTOR 1		SECTOR 2		SECTOR 3		LAP TIME		MPH	DIFF	TIME OF DAY
1 -		90.5	48.769	78.3	25.453	***122.2***	1:54.940		76.21	8.518	17:49:50.618
2 -	34.176	94.6	48.767	69.7	26.065	118.3	1:49.008		80.35	2.586	17:51:39.626
3 -	33.443	92.8	50.151	58.7	26.408	116.3	1:50.002		79.63	3.580	17:53:29.628
4 -	34.395	90.6	49.147	76.8	25.674	119.1	1:49.216		80.20	2.794	17:55:18.844
5 -	34.332	90.1	49.544	78.2	25.227		1:49.103		80.28	2.681	17:57:07.947
6 -	***33.195***	87.4	48.253	76.1	25.464	121.7	1:46.912	**(3)**	81.93	0.490	17:58:54.859
7 -	33.946	87.9	48.609	77.3	25.611	118.5	1:48.166		80.98	1.744	18:00:43.025
8 -	34.445	87.7	49.967	79.7	25.705	117.3	1:50.117		79.55	3.695	18:02:33.142
9 -	33.738	90.5	47.816	78.7	25.319	119.6	1:46.873	**(2)**	81.96	0.451	18:04:20.015
10 -	33.454	90.9	***47.801***	77.5	***25.167***	116.7	***1:46.422***	**(1)**	***82.31***		***18:06:06.437***
11 -	33.650	83.2	48.414	77.6	IN PIT		3:10.088	**P**	46.08	1:23.666	18:09:16.525
12 -	OUTLAP	84.7	48.362	***79.9***	25.299	117.7	1:49.472		80.01	3.050	18:11:05.997
13 -	33.505	***95.1***	50.939	63.4	34.049	78.2	1:58.493		73.92	12.071	18:13:04.490
14 -	38.219	82.5	1:31.461	42.7	57.938	34.3	3:07.618		46.68	1:21.196	18:16:12.108
15 -	1:04.048	37.7	1:34.778	39.8	47.464	51.2	3:26.290		42.46	1:39.868	18:19:38.398
16 -	55.591	42.1	1:49.879	28.4	47.728	95.3	3:33.198		41.08	1:46.776	18:23:11.596
17 -	35.844	89.2	49.400	76.3	26.281	118.9	1:51.525		78.54	5.103	18:25:03.121
18 -	34.273	89.9	48.622	79.1	26.031	117.1	1:48.926		80.42	2.504	18:26:52.047

P16 49 A SCHRYVER M / SCHRYVER W Lotus Elan Shapecraft

IDEAL LAP TIME : 1:46.772 BEST LAP TIME : 1:46.936 DIFFERENCE : 0.164

LAP	SECTOR 1		SECTOR 2		SECTOR 3		LAP TIME		MPH	DIFF	TIME OF DAY
1 -		85.2	49.493	80.6	26.467	112.5	1:58.198		74.11	11.262	17:49:53.876
2 -	34.606	90.6	49.115	78.5	25.914	115.9	1:49.635		79.90	2.699	17:51:43.511
3 -	34.463	90.1	48.955	79.9	26.016	115.3	1:49.434		80.04	2.498	17:53:32.945
4 -	34.222	***93.5***	48.358	***82.8***	26.034	115.3	1:48.614		80.65	1.678	17:55:21.559
5 -	33.879	93.2	48.191	80.4	25.725	116.9	1:47.795		81.26	0.859	17:57:09.354
6 -	33.722	90.5	48.213	79.3	25.457	***118.5***	1:47.392	**(3)**	81.56	0.456	17:58:56.746
7 -	34.040	90.0	48.071	79.9	25.592	117.5	1:47.703		81.33	0.767	18:00:44.449
8 -	34.201	91.4	49.400	78.8	25.723	116.7	1:49.324		80.12	2.388	18:02:33.773
9 -	33.697	92.6	***47.926***	79.6	25.313	117.5	***1:46.936***	**(1)**	***81.91***		***18:04:20.709***
10 -	33.769	93.4	48.013	81.7	***25.208***	117.1	1:46.990	**(2)**	81.87	0.054	18:06:07.699
11 -	***33.638***	93.0	47.981	77.8	25.876	115.1	1:47.495		81.49	0.559	18:07:55.194
12 -	33.698	93.4	48.277	80.2	IN PIT		3:11.886	**P**	45.65	1:24.950	18:11:07.080
13 -	OUTLAP	82.3	52.566	66.5	30.563	90.4	2:01.062		72.35	14.126	18:13:08.142
14 -	36.329	83.6	1:31.867	44.3	57.419	42.0	3:05.615		47.19	1:18.679	18:16:13.757
15 -	1:04.408	34.5	1:34.910	41.5	47.300	53.1	3:26.618		42.39	1:39.682	18:19:40.375
16 -	55.401	41.5	1:50.466	26.6	45.958	103.7	3:31.825		41.35	1:44.889	18:23:12.200
17 -	37.032	79.6	49.925	79.9	26.276	117.3	1:53.233		77.36	6.297	18:25:05.433
18 -	34.354	89.5	48.844	81.5	26.017	116.5	1:49.215		80.20	2.279	18:26:54.648

HSCC GT & SR Championship for the Guards Trophy

RACE 18 - SECTOR ANALYSIS

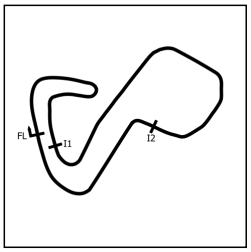

SECTOR 1 = FL to I1, SECTOR 2 = I1 to I2, SECTOR 3 = I2 to FL, DIFF = Difference To Personal Best Lap, P = Crossed Finish Line in Pit Lane, D = Time Disallowed

P17 30 A Ben SNEE Lotus Elan GTS

IDEAL LAP TIME : 1:50.674 BEST LAP TIME : 1:51.075 DIFFERENCE : 0.401

LAP	SECTOR 1		SECTOR 2		SECTOR 3		LAP TIME		MPH	DIFF	TIME OF DAY
1 -		86.0	51.596	74.9	26.347	111.6	2:01.009		72.38	9.934	17:49:56.687
2 -	***34.527***	***90.8***	50.783	72.9	26.616	111.2	1:51.926		78.26	0.851	17:51:48.613
3 -	34.592	87.8	49.936	77.2	26.881	110.9	1:51.409		78.62	0.334	17:53:40.022
4 -	34.661	90.1	***49.841***	77.4	26.862	111.2	1:51.364	**(3)**	78.65	0.289	17:55:31.386
5 -	34.820	88.3	49.963	76.4	26.503	111.8	1:51.286	**(2)**	78.71	0.211	17:57:22.672
6 -	34.630	88.0	50.659	76.0	26.604	***113.1***	1:51.893		78.28	0.818	17:59:14.565
7 -	34.676	88.1	50.093	75.3	***26.306***	109.2	***1:51.075***	**(1)**	***78.86***		***18:01:05.640***
8 -	34.657	90.0	50.787	***78.3***	26.847	110.1	1:52.291		78.01	1.216	18:02:57.931
9 -	34.729	87.8	51.718	69.9	26.658	111.4	1:53.105		77.44	2.030	18:04:51.036
10 -	37.494	56.4	52.218	74.0	27.032	104.2	1:56.744		75.03	5.669	18:06:47.780
11 -	35.507	89.7	50.152	75.4	26.772	110.5	1:52.431		77.91	1.356	18:08:40.211
12 -	34.692	88.3	50.506	74.6	IN PIT		3:17.960	**P**	44.25	1:26.885	18:11:58.171
13 -	OUTLAP	69.1	1:07.596	63.7	28.407	107.0	2:16.426		64.20	25.351	18:14:14.597
14 -	36.219	85.7	57.965	48.6	32.054	45.9	2:06.238		69.39	15.163	18:16:20.835
15 -	1:04.712	60.0	1:33.297	42.9	46.347	48.8	3:24.356		42.86	1:33.281	18:19:45.191
16 -	56.189	38.1	1:50.356	33.1	43.459	110.0	3:30.004		41.71	1:38.929	18:23:15.195
17 -	36.671	78.7	52.425	66.3	27.940	109.8	1:57.036		74.84	5.961	18:25:12.231
18 -	34.922	87.6	50.357	75.8	26.721	111.6	1:52.000		78.21	0.925	18:27:04.231

P18 22 A Mark GODFREY Ginetta G4R

IDEAL LAP TIME : 1:53.743 BEST LAP TIME : 1:53.973 DIFFERENCE : 0.230

LAP	SECTOR 1		SECTOR 2		SECTOR 3		LAP TIME		MPH	DIFF	TIME OF DAY
1 -		84.7	52.437	74.8	***26.855***	***114.7***	2:03.089		71.16	9.116	17:49:58.767
2 -	36.940	83.7	54.855	72.0	27.069	113.1	1:58.864		73.69	4.891	17:51:57.631
3 -	36.289	84.4	52.370	71.3	27.439	112.0	1:56.098		75.45	2.125	17:53:53.729
4 -	36.305	82.0	51.682	69.8	27.074	112.2	1:55.061		76.13	1.088	17:55:48.790
5 -	36.773	80.4	51.215	76.0	26.980	111.8	1:54.968	**(3)**	76.19	0.995	17:57:43.758
6 -	36.348	***87.6***	52.520	74.3	27.027	112.0	1:55.895		75.58	1.922	17:59:39.653
7 -	35.848	83.2	54.280	74.1	27.035	112.2	1:57.163		74.76	3.190	18:01:36.816
8 -	36.587	80.3	51.151	74.6	26.964	113.1	1:54.702	**(2)**	76.37	0.729	18:03:31.518
9 -	36.603	81.9	52.287	***76.2***	28.429	110.1	1:57.319		74.66	3.346	18:05:28.837
10 -	36.356	82.9	52.307	73.1	27.015	110.1	1:55.678		75.72	1.705	18:07:24.515
11 -	37.791	81.6	52.769	70.9	IN PIT		3:23.664	**P**	43.01	1:29.691	18:10:48.179
12 -	OUTLAP	79.0	55.254	61.7	34.223	93.8	2:10.672		67.03	16.699	18:12:58.851
13 -	38.409	82.0	1:33.628	31.7	58.300	40.9	3:10.337		46.02	1:16.364	18:16:09.188
14 -	1:04.674	40.1	1:33.938	40.1	47.791	51.4	3:26.403		42.44	1:32.430	18:19:35.591
15 -	55.821	44.2	1:49.042	27.9	50.600	102.1	3:35.463		40.65	1:41.490	18:23:11.054
16 -	40.298	79.5	52.471	70.5	28.808	106.1	2:01.577		72.05	7.604	18:25:12.631
17 -	***35.770***	83.7	***51.118***	74.3	27.085	114.5	***1:53.973***	**(1)**	***76.85***		***18:27:06.604***

P19 9 INV Richard PIPER Brahma B2

IDEAL LAP TIME : 1:41.336 BEST LAP TIME : 1:41.490 DIFFERENCE : 0.154

LAP	SECTOR 1		SECTOR 2		SECTOR 3		LAP TIME		MPH	DIFF	TIME OF DAY
1 -		95.5	47.394	84.6	24.772	***119.4***	1:49.010		80.35	7.520	17:49:44.688
2 -	32.776	97.1	45.791	***87.1***	24.343	119.1	1:42.910		85.12	1.420	17:51:27.598
3 -	32.062	***100.1***	***45.222***	82.2	24.206	118.7	***1:41.490***	**(1)**	***86.31***		***17:53:09.088***
4 -	***31.989***	98.2	45.736	83.8	24.344	118.9	1:42.069	**(3)**	85.82	0.579	17:54:51.157
5 -	32.191	99.2	45.919	84.4	24.368	117.5	1:42.478		85.48	0.988	17:56:33.635
6 -	32.178	98.2	45.351	84.9	***24.125***	118.3	1:41.654	**(2)**	86.17	0.164	17:58:15.289
7 -	32.484	97.9	46.253	82.9	24.206	118.3	1:42.943		85.09	1.453	17:59:58.232
8 -	32.200	97.2	45.470	85.5	24.672	118.3	1:42.342		85.59	0.852	18:01:40.574
9 -	32.389	99.2	45.454	83.3	24.343	116.9	1:42.186		85.72	0.696	18:03:22.760
10 -	32.256	98.3	45.664	81.4	24.152	117.3	1:42.072		85.82	0.582	18:05:04.832
11 -	32.398	94.3	46.008	85.4	IN PIT		3:06.816	**P**	46.89	1:25.326	18:08:11.648
12 -	OUTLAP	98.2	45.690	84.7	24.203	117.5	1:44.963		83.45	3.473	18:09:56.611

HSCC GT & SR Championship for the Guards Trophy

RACE 18 - SECTOR ANALYSIS

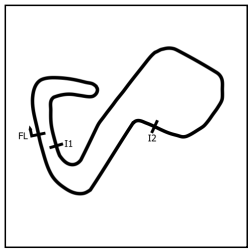

SECTOR 1 = FL to I1, SECTOR 2 = I1 to I2, SECTOR 3 = I2 to FL, DIFF = Difference To Personal Best Lap, P = Crossed Finish Line in Pit Lane, D = Time Disallowed

P20 65 D Peter THOMPSON TVR Griffith

IDEAL LAP TIME : 1:42.427 BEST LAP TIME : 1:42.855 DIFFERENCE : 0.428

LAP	SECTOR 1		SECTOR 2		SECTOR 3		LAP TIME	MPH	DIFF	TIME OF DAY
1 -		88.4	47.251	76.8	24.739	126.3	1:50.239	79.46	7.384	17:49:45.917
2 -	33.675	90.8	47.310	76.0	24.867	123.8	1:45.852	82.75	2.997	17:51:31.769
3 -	33.519	94.2	46.207	78.3	24.193	125.6	1:43.919	84.29	1.064	17:53:15.688
4 -	33.884	86.0	47.078	76.1	24.278	124.7	1:45.240	83.23	2.385	17:55:00.928
5 -	33.493	85.8	46.582	77.2	24.130	***127.5***	1:44.205	84.06	1.350	17:56:45.133
6 -	33.436	84.7	46.851	76.2	24.172	126.1	1:44.459	83.85	1.604	17:58:29.592
7 -	33.045	90.4	46.068	76.3	***24.063***	126.3	1:43.176 **(3)**	84.90	0.321	18:00:12.768
8 -	33.062	91.3	45.766	74.5	24.279	125.4	1:43.107 **(2)**	84.95	0.252	18:01:55.875
9 -	33.158	92.9	***45.611***	76.4	24.086	126.8	***1:42.855*** **(1)**	***85.16***		***18:03:38.730***
10 -	32.770	93.7	46.263	78.2	24.242	124.2	1:43.275	84.82	0.420	18:05:22.005
11 -	33.344	88.4	45.655	77.3	24.226	125.6	1:43.225	84.86	0.370	18:07:05.230

P21 19 C CHAPMAN / WOOD Austin Healey 3000

IDEAL LAP TIME : 2:21.412 BEST LAP TIME : 2:31.722 DIFFERENCE : 10.310

LAP	SECTOR 1		SECTOR 2		SECTOR 3		LAP TIME	MPH	DIFF	TIME OF DAY
1 -		***66.9***	***1:03.502***	***63.7***	***33.982***	***82.7***	***2:31.722*** **(1)**	***57.73***		***17:50:27.400***

Weather / Track : Sunny / Dry

Brands Hatch GP: 2.4332 miles
Date: 10/07/2022 Start: 17:47 Finish: 18:26

HSCC GT & SR Championship for the Guards Trophy

RACE 18 - BEST SECTORS

SECTOR 1				SECTOR 2				SECTOR 3			
POS	NO	NAME	TIME	NO	NAME	TIME		NO	NAME	TIME	
1	45	DODD	31.319	45	DODD	43.613		45	DODD	23.280	
2	55	FORSBREY	31.382	55	FORSBREY	44.402		55	FORSBREY	23.662	
3	9	PIPER	31.989	41	CLARIDGE / GOMES	45.075		41	CLARIDGE / GOMES	23.882	
4	86	BALFOUR	32.010	39	DE LA ROCHE	45.147		39	DE LA ROCHE	24.006	
5	39	DE LA ROCHE	32.100	9	PIPER	45.222		65	THOMPSON	24.063	
6	41	CLARIDGE / GOMES	32.202	14	SPIERS	45.493		9	PIPER	24.125	
7	32	ALLISON	32.464	65	THOMPSON	45.611		14	SPIERS	24.157	
8	14	SPIERS	32.542	86	BALFOUR	45.750		86	BALFOUR	24.431	
9	65	THOMPSON	32.753	32	ALLISON	45.991		32	ALLISON	24.444	
10	25	HIBBERD A / HIBBERD M	32.799	25	HIBBERD A / HIBBERD M	46.095		25	HIBBERD A / HIBBERD M	24.510	
11	186	SHAW	33.052	186	SHAW	46.679		186	SHAW	24.602	
12	195	DAWSON	33.183	42	COLMAN	47.070		42	COLMAN	24.670	
13	16	NELSON	33.195	61	HYETT	47.104		16	NELSON	25.167	
14	42	COLMAN	33.364	195	DAWSON	47.215		49	SCHRYVER M / SCHRYVER W	25.208	
15	99	POWELL	33.374	99	POWELL	47.310		195	DAWSON	25.241	
16	49	SCHRYVER M / SCHRYVER W	33.638	16	NELSON	47.801		61	HYETT	25.309	
17	61	HYETT	33.658	49	SCHRYVER M / SCHRYVER W	47.926		99	POWELL	25.527	
18	30	SNEE	34.527	30	SNEE	49.841		30	SNEE	26.306	
19	22	GODFREY	35.770	22	GODFREY	51.118		22	GODFREY	26.855	
20	19	CHAPMAN / WOOD	43.928	19	CHAPMAN / WOOD	1:03.502		19	CHAPMAN / WOOD	33.982	
21											

IDEAL / BEST COMPARISON					
POS	NO	NAME	IDEAL	BEST	DIFF
		PERFECT LAP	1:38.212		
1	45	DODD	1:38.212	1:38.747	0.535
2	55	FORSBREY	1:39.446	1:40.183	0.737
3	41	CLARIDGE / GOMES	1:41.159	1:41.717	0.558
4	39	DE LA ROCHE	1:41.253	1:41.608	0.355
5	9	PIPER	1:41.336	1:41.490	0.154
6	86	BALFOUR	1:42.191	1:42.555	0.364
7	14	SPIERS	1:42.192	1:42.661	0.469
8	65	THOMPSON	1:42.427	1:42.855	0.428
9	32	ALLISON	1:42.899	1:43.167	0.268
10	25	HIBBERD A / HIBBERD M	1:43.404	1:43.865	0.461
11	186	SHAW	1:44.333	1:45.083	0.750
12	42	COLMAN	1:45.104	1:45.479	0.375
13	195	DAWSON	1:45.639	1:46.184	0.545
14	61	HYETT	1:46.071	1:46.200	0.129
15	16	NELSON	1:46.163	1:46.422	0.259
16	99	POWELL	1:46.211	1:46.820	0.609
17	49	SCHRYVER M / SCHRYVER W	1:46.772	1:46.936	0.164
18	30	SNEE	1:50.674	1:51.075	0.401
19	22	GODFREY	1:53.743	1:53.973	0.230
20	19	CHAPMAN / WOOD	2:21.412	2:31.722	10.310
21	33	DWYER		1:39.556	

Weather / Track : Sunny / Dry

Brands Hatch GP: 2.4332 miles
Date: 10/07/2022 Start: 17:47 Finish: 18:26

Results can be found at www.tsl-timing.com

Printed - 18:28 Sunday, 10 July 2022

HSCC GT & SR Championship for the Guards Trophy

RACE 18 - BEST SPEEDS

	INTERMEDIATE 1			INTERMEDIATE 2			FINISH LINE		
POS	NO	NAME	MPH	NO	NAME	MPH	NO	NAME	MPH
1	9	PIPER	100.1	55	FORSBREY	87.8	14	SPIERS	129.0
2	55	FORSBREY	99.4	186	SHAW	87.7	65	THOMPSON	127.5
3	14	SPIERS	98.9	45	DODD	87.1	41	CLARIDGE / GOMES	126.8
4	45	DODD	98.2	9	PIPER	87.1	32	ALLISON	125.9
5	39	DE LA ROCHE	98.2	41	CLARIDGE / GOMES	86.3	42	COLMAN	124.7
6	86	BALFOUR	97.6	32	ALLISON	85.7	55	FORSBREY	124.2
7	25	HIBBERD A / HIBBERD M	97.3	61	HYETT	85.5	186	SHAW	124.0
8	61	HYETT	96.2	25	HIBBERD A / HIBBERD M	85.0	45	DODD	123.8
9	41	CLARIDGE / GOMES	96.0	86	BALFOUR	84.6	25	HIBBERD A / HIBBERD M	123.8
10	42	COLMAN	96.0	14	SPIERS	84.2	39	DE LA ROCHE	123.1
11	32	ALLISON	95.5	39	DE LA ROCHE	83.7	16	NELSON	122.2
12	186	SHAW	95.3	99	POWELL	83.4	86	BALFOUR	122.0
13	16	NELSON	95.1	49	SCHRYVER M / SCHRYVER W	82.8	61	HYETT	120.4
14	65	THOMPSON	94.3	195	DAWSON	82.3	9	PIPER	119.4
15	195	DAWSON	94.2	16	NELSON	79.9	195	DAWSON	118.9
16	49	SCHRYVER M / SCHRYVER W	93.5	65	THOMPSON	79.1	49	SCHRYVER M / SCHRYVER W	118.5
17	99	POWELL	92.9	30	SNEE	78.3	99	POWELL	116.1
18	30	SNEE	90.8	42	COLMAN	78.1	22	GODFREY	114.7
19	22	GODFREY	87.6	22	GODFREY	76.2	30	SNEE	113.1
20	19	CHAPMAN / WOOD	66.9	19	CHAPMAN / WOOD	63.7	19	CHAPMAN / WOOD	82.7
21									

Weather / Track : Sunny / Dry

Brands Hatch GP: 2.4332 miles
Date: 10/07/2022 Start: 17:47 Finish: 18:26

Results can be found at www.tsl-timing.com

Printed - 18:28 Sunday, 10 July 2022

HSCC GT & SR Championship for the Guards Trophy

RACE 18 - PIT STOP ANALYSIS

P1	45 James DODD			
STOP	IN TIME	STOP TIME	TOTAL TIME	OUT TIME
1 -	18:06:19.113	1:19.340	1:19.340	18:07:38.453

P2	33 Mark DWYER			
STOP	IN TIME	STOP TIME	TOTAL TIME	OUT TIME
1 -	18:08:02.318	1:25.451	1:25.451	18:09:27.770

P3	41 CLARIDGE / GOMES			
STOP	IN TIME	STOP TIME	TOTAL TIME	OUT TIME
1 -	18:03:47.106	1:30.046	1:30.046	18:05:17.152

P4	55 David FORSBREY			
STOP	IN TIME	STOP TIME	TOTAL TIME	OUT TIME
1 -	18:04:44.630	1:20.701	1:20.701	18:06:05.331

P5	39 Peter DE LA ROCHE			
STOP	IN TIME	STOP TIME	TOTAL TIME	OUT TIME
1 -	18:05:07.837	1:31.620	1:31.620	18:06:39.457

P6	32 Charlie ALLISON			
STOP	IN TIME	STOP TIME	TOTAL TIME	OUT TIME
1 -	18:10:38.757	1:20.229	1:20.229	18:11:58.986

P7	86 Dan BALFOUR			
STOP	IN TIME	STOP TIME	TOTAL TIME	OUT TIME
1 -	18:08:54.758	1:22.046	1:22.046	18:10:16.804

P8	14 John SPIERS			
STOP	IN TIME	STOP TIME	TOTAL TIME	OUT TIME
1 -	18:10:31.735	1:20.103	1:20.103	18:11:51.838

P9	195 Giles DAWSON			
STOP	IN TIME	STOP TIME	TOTAL TIME	OUT TIME
1 -	18:07:39.980	1:20.371	1:20.371	18:09:00.351

P10	42 Hugh COLMAN			
STOP	IN TIME	STOP TIME	TOTAL TIME	OUT TIME
1 -	18:09:21.753	1:24.154	1:24.154	18:10:45.907

P11	25 HIBBERD A / HIBBERD M			
STOP	IN TIME	STOP TIME	TOTAL TIME	OUT TIME
1 -	18:04:30.362	1:30.424	1:30.424	18:06:00.786

P12	99 Nick POWELL			
STOP	IN TIME	STOP TIME	TOTAL TIME	OUT TIME
1 -	18:07:45.608	1:20.431	1:20.431	18:09:06.039

P13	186 Robert SHAW			
STOP	IN TIME	STOP TIME	TOTAL TIME	OUT TIME
1 -	18:07:47.597	1:26.876	1:26.876	18:09:14.473

P14	61 Ross HYETT			
STOP	IN TIME	STOP TIME	TOTAL TIME	OUT TIME
1 -	18:05:56.913	1:26.011	1:26.011	18:07:22.924

P15	16 Phillip NELSON			
STOP	IN TIME	STOP TIME	TOTAL TIME	OUT TIME
1 -	18:07:53.914	1:22.611	1:22.611	18:09:16.525

P16	49 SCHRYVER M / SCHRYVER W			
STOP	IN TIME	STOP TIME	TOTAL TIME	OUT TIME
1 -	18:09:43.242	1:23.838	1:23.838	18:11:07.080

P17	30 Ben SNEE			
STOP	IN TIME	STOP TIME	TOTAL TIME	OUT TIME
1 -	18:10:34.061	1:24.110	1:24.110	18:11:58.171

P18	22 Mark GODFREY			
STOP	IN TIME	STOP TIME	TOTAL TIME	OUT TIME
1 -	18:09:23.508	1:24.671	1:24.671	18:10:48.179

P19	9 Richard PIPER			
STOP	IN TIME	STOP TIME	TOTAL TIME	OUT TIME
1 -	18:06:47.468	1:24.180	1:24.180	18:08:11.648

P20	65 Peter THOMPSON			
STOP	IN TIME	STOP TIME	TOTAL TIME	OUT TIME
1 -	18:08:47.188			

P21	19 CHAPMAN / WOOD			
STOP	IN TIME	STOP TIME	TOTAL TIME	OUT TIME
1 -	17:52:59.013			

Weather / Track : Sunny / Dry

Brands Hatch GP: 2.4332 miles
Date: 10/07/2022 Start: 17:47 Finish: 18:26

Results can be found at www.tsl-timing.com

Printed - 18:28 Sunday, 10 July 2022

HSCC GT & SR Championship for the Guards Trophy

RACE 18 - STATISTICS

Competitors Started	21
Planned Start	2022-07-10 @ 17:45:00.000
Actual Start	2022-07-10 @ 17:47:55.677
Finish Time	2022-07-10 @ 18:26:22.390
Track Length	2.4332mi.
Total Laps	358
Total Distance Covered	871.1176mi.

Session Fastest Lap History

NO	CL	NAME	LAP TIME	TIME OF DAY	LAP	VEHICLE
33	SRE	**Mark DWYER**	**1:44.430**	17:49:40.108	1	Lenham P69
33	SRE	**Mark DWYER**	**1:41.472**	17:51:21.580	2	Lenham P69
55	SRD	**David FORSBREY**	**1:41.318**	17:51:21.728	2	Chevron B8
33	SRE	**Mark DWYER**	**1:41.084**	17:53:02.664	3	Lenham P69
45	SRD	**James DODD**	**1:40.358**	17:53:05.602	3	Ginetta G16
45	SRD	**James DODD**	**1:39.538**	17:54:45.140	4	Ginetta G16
45	SRD	**James DODD**	**1:39.282**	17:56:24.423	5	Ginetta G16
45	SRD	**James DODD**	**1:38.747**	18:03:02.542	9	Ginetta G16

Session Leader History

NO	CL	NAME	FROM LAP	LAPS LED	DISTANCE	VEHICLE
33	SRE	**Mark DWYER**	1	6	14.59 miles	Lenham P69
45	SRD	**James DODD**	7	4	9.73 miles	Ginetta G16
33	SRE	**Mark DWYER**	11	1	2.43 miles	Lenham P69
14	D	**John SPIERS**	12	1	2.43 miles	TVR Griffith
45	SRD	**James DODD**	13	7	17.03 miles	Ginetta G16

Flag History

TYPE	TIME OF DAY
GREEN	17:47:55.677
SAFETY	18:12:23.704
GREEN	18:23:02.253
FINISH	18:26:22.390

Flag Statistics

TYPE	COUNT	TOTAL LAPS	TOTAL TIME
Green	2	16	29:15.156
Red	0	0	0.000
Safety Car	1	3	10:38.548
FCY	0	0	0.000

Weather / Track : Sunny / Dry

Brands Hatch GP: 2.4332 miles
Date: 10/07/2022 Start: 17:47 Finish: 18:26

HSCC GT & SR Championship for the Guards Trophy

RACE 18 - STATISTICS

CLASS : A

6 Starters

Fastest Lap History

NO	NAME	LAP TIME	TIME OF DAY	LAP	VEHICLE
61	**Ross HYETT**	**1:55.977**	17:49:51.676	1	Ginetta G4R
61	**Ross HYETT**	**1:47.198**	17:51:38.873	2	Ginetta G4R
195	**Giles DAWSON**	**1:47.186**	17:55:15.196	4	Lotus Elan 26R
61	**Ross HYETT**	**1:47.096**	17:57:00.724	5	Ginetta G4R
195	**Giles DAWSON**	**1:46.645**	17:57:01.840	5	Lotus Elan 26R
195	**Giles DAWSON**	**1:46.282**	18:02:22.443	8	Lotus Elan 26R
61	**Ross HYETT**	**1:46.200**	18:02:23.565	8	Ginetta G4R
195	**Giles DAWSON**	**1:46.184**	18:04:08.628	9	Lotus Elan 26R

Leader History

NO	NAME	FROM LAP	LAPS LED	DISTANCE	VEHICLE
61	**Ross HYETT**	1	6	14.59 miles	Ginetta G4R
195	**Giles DAWSON**	7	4	9.73 miles	Lotus Elan 26R
49	**SCHRYVER M / SCHRYVER W**	11	1	2.43 miles	Lotus Elan Shapecraft
195	**Giles DAWSON**	12	8	19.46 miles	Lotus Elan 26R

HSCC GT & SR Championship for the Guards Trophy

RACE 18 - STATISTICS

CLASS : D

2 Starters

Fastest Lap History

NO	NAME	LAP TIME	TIME OF DAY	LAP	VEHICLE
65	**Peter THOMPSON**	**1:50.239**	17:49:45.931	1	TVR Griffith
65	**Peter THOMPSON**	**1:45.852**	17:51:31.783	2	TVR Griffith
14	**John SPIERS**	**1:45.738**	17:51:32.502	2	TVR Griffith
65	**Peter THOMPSON**	**1:43.919**	17:53:15.702	3	TVR Griffith
65	**Peter THOMPSON**	**1:43.176**	18:00:12.782	7	TVR Griffith
14	**John SPIERS**	**1:42.661**	18:00:13.288	7	TVR Griffith

Leader History

NO	NAME	FROM LAP	LAPS LED	DISTANCE	VEHICLE
65	**Peter THOMPSON**	1	11	26.76 miles	TVR Griffith
14	**John SPIERS**	12	8	19.46 miles	TVR Griffith

HSCC GT & SR Championship for the Guards Trophy

RACE 18 - STATISTICS

CLASS : INV

1 Starters

Fastest Lap History

NO	NAME	LAP TIME	TIME OF DAY	LAP	VEHICLE
9	**Richard PIPER**	**1:49.010**	17:49:44.700	1	Brahma B2
9	**Richard PIPER**	**1:42.910**	17:51:27.611	2	Brahma B2
9	**Richard PIPER**	**1:41.490**	17:53:09.100	3	Brahma B2

Leader History

NO	NAME	FROM LAP	LAPS LED	DISTANCE	VEHICLE
9	**Richard PIPER**	1	12	29.19 miles	Brahma B2

HSCC GT & SR Championship for the Guards Trophy

RACE 18 - STATISTICS

CLASS : SRB

3 Starters

Fastest Lap History

NO	NAME	LAP TIME	TIME OF DAY	LAP	VEHICLE
25	**HIBBERD A / HIBBERD M**	**1:48.381**	17:49:44.085	1	Lotus 23B
39	**Peter DE LA ROCHE**	**1:44.187**	17:51:29.029	2	Lotus 23B
39	**Peter DE LA ROCHE**	**1:41.608**	17:53:10.638	3	Lotus 23B

Leader History

NO	NAME	FROM LAP	LAPS LED	DISTANCE	VEHICLE
25	**HIBBERD A / HIBBERD M**	1	1	2.43 miles	Lotus 23B
39	**Peter DE LA ROCHE**	2	17	41.36 miles	Lotus 23B
41	**CLARIDGE / GOMES**	19	1	2.43 miles	Lotus 23B

HSCC GT & SR Championship for the Guards Trophy

RACE 18 - STATISTICS

CLASS : SRD

7 Starters

Fastest Lap History

NO	NAME	LAP TIME	TIME OF DAY	LAP	VEHICLE
55	**David FORSBREY**	**1:44.715**	17:49:40.407	1	Chevron B8
55	**David FORSBREY**	**1:41.318**	17:51:21.728	2	Chevron B8
45	**James DODD**	**1:40.358**	17:53:05.602	3	Ginetta G16
45	**James DODD**	**1:39.538**	17:54:45.140	4	Ginetta G16
45	**James DODD**	**1:39.282**	17:56:24.423	5	Ginetta G16
45	**James DODD**	**1:38.747**	18:03:02.542	9	Ginetta G16

Leader History

NO	NAME	FROM LAP	LAPS LED	DISTANCE	VEHICLE
55	**David FORSBREY**	1	5	12.16 miles	Chevron B8
45	**James DODD**	6	5	12.16 miles	Ginetta G16
32	**Charlie ALLISON**	11	2	4.86 miles	Chevron B8
45	**James DODD**	13	7	17.03 miles	Ginetta G16

HSCC GT & SR Championship for the Guards Trophy

RACE 18 - STATISTICS

CLASS : SRE

1 Starters

Fastest Lap History

NO	NAME	LAP TIME	TIME OF DAY	LAP	VEHICLE
33	**Mark DWYER**	**1:44.430**	17:49:40.108	1	Lenham P69
33	**Mark DWYER**	**1:41.472**	17:51:21.580	2	Lenham P69
33	**Mark DWYER**	**1:41.084**	17:53:02.664	3	Lenham P69
33	**Mark DWYER**	**1:40.460**	17:54:43.124	4	Lenham P69
33	**Mark DWYER**	**1:39.956**	17:56:23.080	5	Lenham P69
33	**Mark DWYER**	**1:39.928**	18:03:05.168	9	Lenham P69
33	**Mark DWYER**	**1:39.556**	18:06:24.781	11	Lenham P69

Leader History

NO	NAME	FROM LAP	LAPS LED	DISTANCE	VEHICLE
33	**Mark DWYER**	1	19	46.23 miles	Lenham P69

HSCC GT & SR Championship for the Guards Trophy

RACE 18 - STATISTICS

CLASS : C

1 Starters

Fastest Lap History

NO	NAME	LAP TIME	TIME OF DAY	LAP	VEHICLE
19	**CHAPMAN / WOOD**	**2:31.722**	17:50:27.428	1	Austin Healey 3000

Leader History

NO	NAME	FROM LAP	LAPS LED	DISTANCE	VEHICLE
19	**CHAPMAN / WOOD**	1	1	2.43 miles	Austin Healey 3000

Weather / Track : Sunny / Dry

Brands Hatch GP: 2.4332 miles
Date: 10/07/2022 Start: 17:47 Finish: 18:26

HSCC HISTORIC FORMULA 2 INTERNATIONAL SERIES

F2, FB & F Atlantic Single seater racing cars 1967-1978

Legends of Brands Hatch Super Prix

Brands Hatch GP

9th / 10th July 2022

Timing & Results Provided by Timing Solutions Ltd

www.tsl-timing.com

Brands Hatch GP

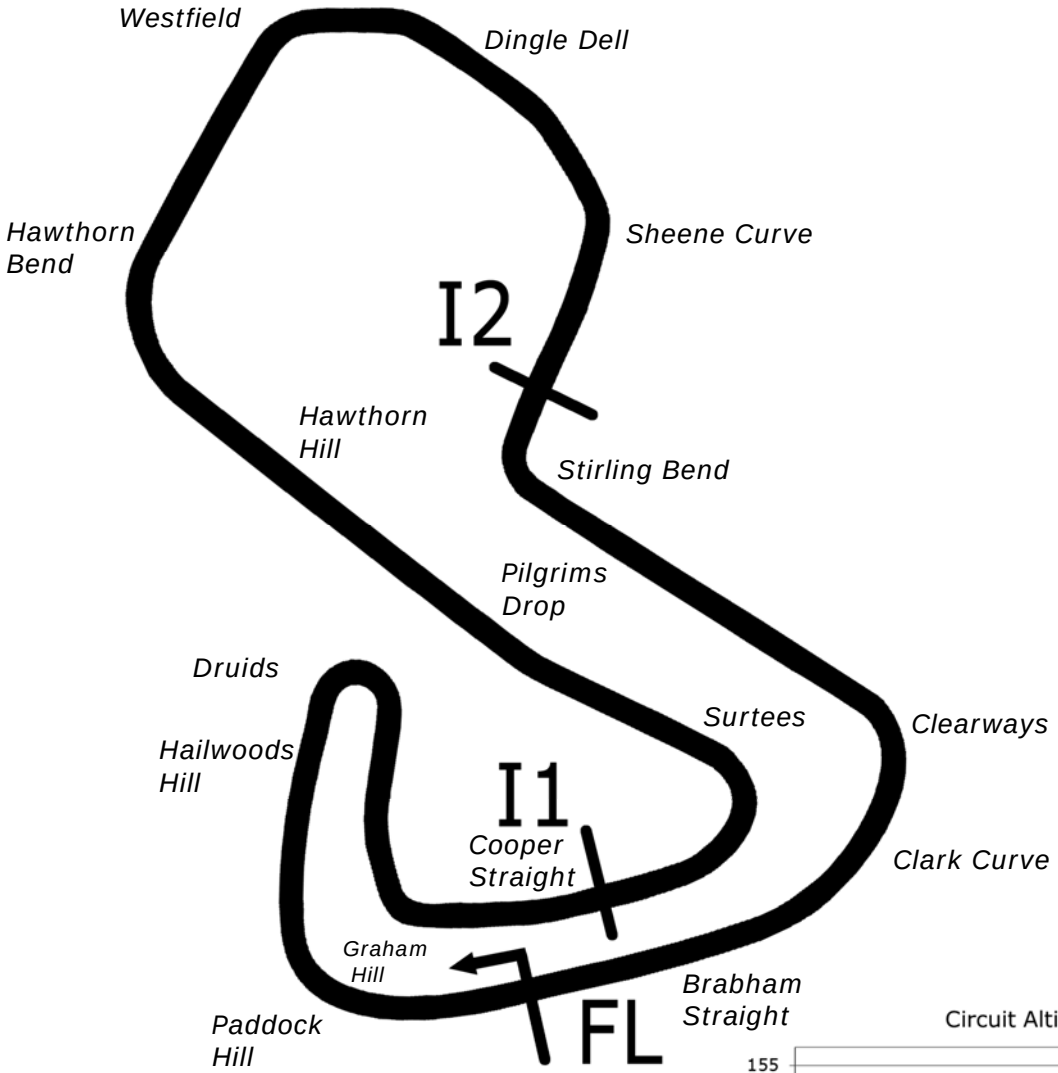

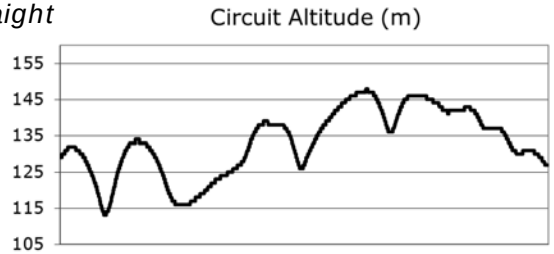

Length	2.4332 miles	3916.0 m	
FL		51.36032 N	0.26032 E
I1	1116m	51.35934 N	0.25955 E
I2	2928m	51.35532 N	0.26250 E
Pit Entry	3646m	51.35911 N	0.25743 E
Pit Exit	26m after FL	51.36027 N	0.26078 E

Pit Entry–Pit Exit 277m, 19.9s @50kph, 16.6s @60kph

All results available at www.tsl-timing.com

Sheet No:	Issue Time:

HSCC Historic Formula 2 Championship

QUALIFYING - RACE 3 - CLASSIFICATION

POS	NO	CL	PIC	NAME	ENTRY	TIME	ON	LAPS	GAP	DIFF	MPH
1	88	D	1	Rob WHELDON	March 762	1:24.084	8	8			104.17
2	34	D	2	Martin STRETTON	March 712	1:25.026	13	14	0.942	0.942	103.02
3	78	D	3	Matthew WRIGLEY	March 782	1:25.064	11	11	0.980	0.038	102.97
4	42	D	4	Mark CHARTERIS	March 742	1:26.626	4	7	2.542	1.562	101.12
5	48	B	1	Benn TILLEY	Modus M1	1:28.343	15	15	4.259	1.717	99.15
6	17	D	5	Michael BLETSOE-BROWN	Chevron B27	1:28.401	15	15	4.317	0.058	99.09
7	68*	D	6	James MURRAY	Chevron B25	1:29.441	11	11	5.357	1.040	97.93
8	94	D	7	Martin WOOD	March 782	1:29.444	7	7	5.360	0.003	97.93
9	9	D	8	Matthew WATTS	March 772	1:29.593	1	1	5.509	0.149	97.77
10	74	D	9	John HARRISON	March 742	1:29.853	9	9	5.769	0.260	97.49
11	1	A	1	Robert SIMAC	March 712M	1:30.112	13	16	6.028	0.259	97.21
12	89	D	10	Daniel CLAYFIELD	March 782	1:30.344	8	9	6.260	0.232	96.96
13	194	B	2	Martin FRIEDL	Brabham BT40	1:31.570	9	14	7.486	1.226	95.66
14	50	A	2	Paul BASON	March 712	1:32.141	13	15	8.057	0.571	95.06
15	110	A	3	Daniel PYETT	Tecno F2	1:32.863	14	14	8.779	0.722	94.33
16	27*	B	3	Martin BULLOCK	March 722	1:32.921	11	14	8.837	0.058	94.27
17	81	A	4	Julian STOKES	Tecno F2	1:32.975	12	12	8.891	0.054	94.21
18	55	D	11	Steve FUTTER	Ralt RT1	1:34.500	8	9	10.416	1.525	92.69
19	16	D	12	Greg AUDI	Ralt RT1	1:34.661	6	6	10.577	0.161	92.53
20	26	C	1	Roland WILTSCHEGG	Chevron B39	1:34.941	14	14	10.857	0.280	92.26
21	46	B	4	Olivier HUEZ	March 722	1:38.935	14	14	14.851	3.994	88.54
22	12	E	1	Steve WELLER	Elfin 600B	1:56.221	3	3	32.137	17.286	75.37

***Cars 27 & 68 require working transponders - Regulation Q12.8.1 refers.**

Weather / Track : Cloudy / Dry

Brands Hatch GP: 2.4332 miles

These results are provisional until the conclusion of any judicial and technical matters.

Date: 09/07/2022 Start: 09:58 Finish: 10:23

Clerk Of Course : Julian Floyd	Stewards :	Timekeeper : Nick Palmer

Results can be found at www.tsl-timing.com

Printed - 10:25 Saturday, 09 July 2022

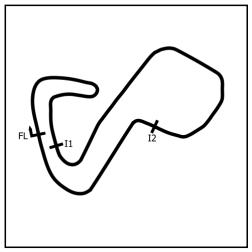

HSCC Historic Formula 2 Championship

QUALIFYING - RACE 3 - SECTOR ANALYSIS

SECTOR 1 = FL to I1, SECTOR 2 = I1 to I2, SECTOR 3 = I2 to FL, DIFF = Difference To Personal Best Lap, P = Crossed Finish Line in Pit Lane, D = Time Disallowed

P1 88 D Rob WHELDON March 762

IDEAL LAP TIME : 1:23.781 BEST LAP TIME : 1:24.084 DIFFERENCE : 0.303

LAP	SECTOR 1		SECTOR 2		SECTOR 3		LAP TIME		MPH	DIFF	TIME OF DAY
1 -	OUTLAP	91.0	41.038	86.5	21.411	135.0	1:39.397		88.12	15.313	09:59:53.346
2 -	28.392	110.9	38.699	96.2	20.565	134.4	1:27.656		99.93	3.572	10:01:21.002
3 -	27.183	117.1	37.661	97.2	20.543	135.8	1:25.387	(2)	102.58	1.303	10:02:46.389
4 -	27.094	98.2	39.082	98.9	20.235	135.8	1:26.411	(3)	101.37	2.327	10:04:12.800
5 -	27.146	98.2	38.276	97.6	21.115	135.8	1:26.537		101.22	2.453	10:05:39.337
6 -	26.747	118.3	39.387	71.9	21.698	***136.1***	1:27.832		99.73	3.748	10:07:07.169
7 -	26.766	104.6	40.210	79.4	21.675	135.8	1:28.651		98.81	4.567	10:08:35.820
8 -	26.877	118.9	***37.187***	***102.9***	***20.020***	135.8	***1:24.084***	**(1)**	***104.17***		***10:09:59.904***

P2 34 D Martin STRETTON March 712

IDEAL LAP TIME : 1:25.025 BEST LAP TIME : 1:25.026 DIFFERENCE : 0.001

LAP	SECTOR 1		SECTOR 2		SECTOR 3		LAP TIME		MPH	DIFF	TIME OF DAY
1 -	OUTLAP	101.8	45.898	71.7	23.226	133.4	1:45.578		82.97	20.552	10:00:53.665
2 -	28.928	110.1	40.196	91.5	21.459	135.2	1:30.583		96.70	5.557	10:02:24.248
3 -	28.749	112.4	39.194	97.3	20.954	135.8	1:28.897		98.53	3.871	10:03:53.145
4 -	28.960	115.1	39.160	83.8	21.788	135.8	1:29.908		97.43	4.882	10:05:23.053
5 -	27.047	***118.3***	38.212	103.2	20.406	136.1	1:25.665		102.25	0.639	10:06:48.718
6 -	28.858	113.7	40.974	93.2	IN PIT		4:30.789	**P**	32.34	3:05.763	10:11:19.507
7 -	OUTLAP	112.4	39.212	87.1	21.206	136.9	1:31.570		95.66	6.544	10:12:51.077
8 -	27.023	118.1	40.311	76.6	22.157	136.6	1:29.491		97.88	4.465	10:14:20.568
9 -	27.119	115.9	37.946	***105.1***	20.467	137.2	1:25.532	(3)	102.41	0.506	10:15:46.100
10 -	27.215	117.9	38.129	102.7	21.177	138.6	1:26.521		101.24	1.495	10:17:12.621
11 -	27.509	108.5	41.465	85.0	21.592	136.3	1:30.566		96.72	5.540	10:18:43.187
12 -	27.126	116.1	***37.764***	102.4	20.601	137.5	1:25.491	(2)	102.46	0.465	10:20:08.678
13 -	***26.925***	118.1	37.765	103.5	***20.336***	***139.8***	***1:25.026***	**(1)**	***103.02***		***10:21:33.704***
14 -	29.883	101.3	40.813	92.9	21.888	127.0	1:32.584		94.61	7.558	10:23:06.288

P3 78 D Matthew WRIGLEY March 782

IDEAL LAP TIME : 1:24.886 BEST LAP TIME : 1:25.064 DIFFERENCE : 0.178

LAP	SECTOR 1		SECTOR 2		SECTOR 3		LAP TIME		MPH	DIFF	TIME OF DAY
1 -	OUTLAP	96.4	45.358	72.3	23.504	133.1	1:45.348		83.15	20.284	10:00:11.011
2 -	29.931	104.0	43.411	89.0	21.706	132.6	1:35.048		92.16	9.984	10:01:46.059
3 -	27.909	114.1	39.239	97.8	20.604	136.1	1:27.752		99.82	2.688	10:03:13.811
4 -	27.183	115.3	39.720	94.9	20.994	136.1	1:27.897		99.66	2.833	10:04:41.708
5 -	26.934	***117.5***	38.040	98.3	20.513	***136.9***	1:25.487	(3)	102.46	0.423	10:06:07.195
6 -	26.933	115.9	43.801	84.9	IN PIT		3:50.822	**P**	37.95	2:25.758	10:09:58.017
7 -	OUTLAP	73.2	42.575	86.3	21.297	135.2	1:38.629		88.81	13.565	10:11:36.646
8 -	27.036	116.7	37.834	***103.4***	***20.365***	132.1	1:25.235	(2)	102.77	0.171	10:13:01.881
9 -	27.924	104.2	40.717	85.7	21.680	133.9	1:30.321		96.98	5.257	10:14:32.202
10 -	***26.867***	117.3	40.069	81.9	22.129	135.8	1:29.065		98.35	4.001	10:16:01.267
11 -	26.939	116.1	***37.654***	102.2	20.471	136.6	***1:25.064***	**(1)**	***102.97***		***10:17:26.331***

P4 42 D Mark CHARTERIS March 742

IDEAL LAP TIME : 1:26.263 BEST LAP TIME : 1:26.626 DIFFERENCE : 0.363

LAP	SECTOR 1		SECTOR 2		SECTOR 3		LAP TIME		MPH	DIFF	TIME OF DAY
1 -	28.063	114.1	39.564	100.6	20.953	134.4	1:28.580	(3)	98.89	1.954	10:01:08.200
2 -	27.620	116.1	40.172	87.0	22.353	133.4	1:30.145		97.17	3.519	10:02:38.345
3 -	***27.052***	***116.9***	***38.515***	***106.0***	21.098	134.4	1:26.665	(2)	101.07	0.039	10:04:05.010
4 -	27.069	116.1	38.861	104.5	***20.696***	***135.2***	***1:26.626***	**(1)**	***101.12***		***10:05:31.636***
5 -	28.217	111.1	40.197	93.2	21.612	126.8	1:30.026		97.30	3.400	10:07:01.662
6 -	28.107	109.2	40.101	96.0	IN PIT		6:10.583	**P**	23.63	4:43.957	10:13:12.245
7 -	OUTLAP	104.3	40.292	100.6	21.243	127.5	1:34.745		92.45	8.119	10:14:46.990

Weather / Track : Cloudy / Dry

Brands Hatch GP: 2.4332 miles
Date: 09/07/2022 Start: 09:58 Finish: 10:23

HSCC Historic Formula 2 Championship

QUALIFYING - RACE 3 - SECTOR ANALYSIS

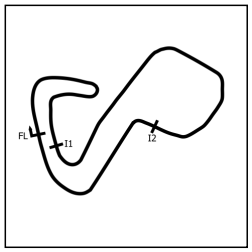

SECTOR 1 = FL to I1, SECTOR 2 = I1 to I2, SECTOR 3 = I2 to FL, DIFF = Difference To Personal Best Lap, P = Crossed Finish Line in Pit Lane, D = Time Disallowed

P5 48 B Benn TILLEY Modus M1

IDEAL LAP TIME : 1:28.289 BEST LAP TIME : 1:28.343 DIFFERENCE : 0.054

LAP	SECTOR 1		SECTOR 2		SECTOR 3		LAP TIME		MPH	DIFF	TIME OF DAY
1 -	OUTLAP	92.0	43.981	81.9	23.427	124.5	1:44.795		83.59	16.452	10:02:43.995
2 -	30.693	93.4	44.776	71.8	23.320	124.7	1:38.789		88.67	10.446	10:04:22.784
3 -	28.941	105.5	40.142	95.3	21.948	125.4	1:31.031		96.22	2.688	10:05:53.815
4 -	28.314	108.7	40.337	96.2	21.690	125.6	1:30.341		96.96	1.998	10:07:24.156
5 -	28.232	108.9	39.892	80.6	22.353	127.0	1:30.477		96.81	2.134	10:08:54.633
6 -	28.229	110.1	39.467	98.6	21.545	125.9	1:29.241		98.15	0.898	10:10:23.874
7 -	28.220	109.4	40.823	97.1	21.576	127.3	1:30.619		96.66	2.276	10:11:54.493
8 -	28.150	109.8	40.364	91.0	22.171	125.2	1:30.685		96.59	2.342	10:13:25.178
9 -	29.575	96.2	40.650	99.1	21.709	126.8	1:31.934		95.28	3.591	10:14:57.112
10 -	28.044	***110.5***	39.686	99.8	21.561	127.0	1:29.291		98.10	0.948	10:16:26.403
11 -	28.085	***110.5***	39.373	90.1	22.360	125.4	1:29.818		97.52	1.475	10:17:56.221
12 -	***27.971***	***110.5***	39.293	100.9	21.495	126.8	1:28.759		98.69	0.416	10:19:24.980
13 -	28.069	109.6	39.296	98.2	21.393	126.8	1:28.758	**(3)**	98.69	0.415	10:20:53.738
14 -	27.997	***110.5***	39.153	101.2	21.344	127.8	1:28.494	**(2)**	98.98	0.151	10:22:22.232
15 -	28.025	110.1	***39.062***	***101.3***	***21.256***	***128.0***	***1:28.343***	**(1)**	***99.15***		***10:23:50.575***

P6 17 D Michael BLETSOE-BROWN Chevron B27

IDEAL LAP TIME : 1:28.401 BEST LAP TIME : 1:28.401 DIFFERENCE : 0.000

LAP	SECTOR 1		SECTOR 2		SECTOR 3		LAP TIME		MPH	DIFF	TIME OF DAY
1 -	OUTLAP	93.0	49.571	75.2	24.710	125.6	1:55.746		75.68	27.345	10:02:14.856
2 -	32.043	96.0	44.276	83.6	23.270	131.0	1:39.589		87.95	11.188	10:03:54.445
3 -	30.316	106.3	42.577	78.8	22.810	132.3	1:35.703		91.53	7.302	10:05:30.148
4 -	29.591	100.0	41.354	91.1	22.034	131.0	1:32.979		94.21	4.578	10:07:03.127
5 -	28.792	***112.9***	42.591	77.0	22.340	132.6	1:33.723		93.46	5.322	10:08:36.850
6 -	28.882	110.0	40.518	92.9	21.423	132.3	1:30.823		96.44	2.422	10:10:07.673
7 -	28.690	110.1	40.318	87.6	21.721	132.3	1:30.729		96.54	2.328	10:11:38.402
8 -	29.001	111.8	39.593	94.1	21.298	133.9	1:29.892		97.44	1.491	10:13:08.294
9 -	28.610	107.7	40.235	88.3	21.396	133.9	1:30.241		97.07	1.840	10:14:38.535
10 -	28.814	103.0	40.579	91.0	21.693	133.1	1:31.086		96.17	2.685	10:16:09.621
11 -	28.545	105.0	39.891	95.0	21.289	***134.7***	1:29.725		97.62	1.324	10:17:39.346
12 -	28.942	106.3	40.105	92.4	21.329	131.5	1:30.376		96.92	1.975	10:19:09.722
13 -	28.367	101.8	39.586	92.8	21.097	133.6	1:29.050	**(2)**	98.36	0.649	10:20:38.772
14 -	28.530	108.5	39.378	88.3	21.286	134.2	1:29.194	**(3)**	98.21	0.793	10:22:07.966
15 -	***28.305***	109.6	***39.362***	***95.1***	***20.734***	***134.7***	***1:28.401***	**(1)**	***99.09***		***10:23:36.367***

P7 68 D James MURRAY Chevron B25

IDEAL LAP TIME : BEST LAP TIME : 1:29.441 DIFFERENCE :

LAP	SECTOR 1	SECTOR 2	SECTOR 3	LAP TIME		MPH	DIFF	TIME OF DAY
1 -				1:40.272		87.36	10.831	10:03:00.068
2 -				1:37.149		90.16	7.708	10:04:37.217
3 -				1:34.000		93.18	4.559	10:06:11.217
4 -				1:32.311		94.89	2.870	10:07:43.528
5 -				1:32.188		95.02	2.747	10:09:15.716
6 -				1:33.598		93.59	4.157	10:10:49.314
7 -				1:30.325	**(2)**	96.98	0.884	10:12:19.639
8 -				1:32.807		94.38	3.366	10:13:52.446
9 -				1:31.060	**(3)**	96.19	1.619	10:15:23.506
10 -				1:31.573		95.65	2.132	10:16:55.079
11 -				***1:29.441***	**(1)**	***97.93***		***10:18:24.520***

Weather / Track : Cloudy / Dry

Brands Hatch GP: 2.4332 miles
Date: 09/07/2022 Start: 09:58 Finish: 10:23

HSCC Historic Formula 2 Championship

QUALIFYING - RACE 3 - SECTOR ANALYSIS

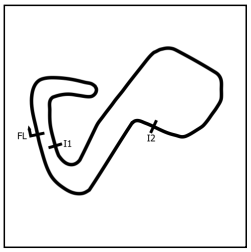

SECTOR 1 = FL to I1, SECTOR 2 = I1 to I2, SECTOR 3 = I2 to FL, DIFF = Difference To Personal Best Lap, P = Crossed Finish Line in Pit Lane, D = Time Disallowed

P8 94 D Martin WOOD — March 782

IDEAL LAP TIME : 1:29.353 BEST LAP TIME : 1:29.444 DIFFERENCE : 0.091

LAP	SECTOR 1		SECTOR 2		SECTOR 3		LAP TIME		MPH	DIFF	TIME OF DAY
1 -	OUTLAP	86.0	49.776	74.9	24.144	128.0	1:55.606		75.77	26.162	10:00:12.646
2 -	31.256	88.3	45.219	77.7	23.083	131.3	1:39.558		87.98	10.114	10:01:52.204
3 -	28.612	110.0	41.943	89.0	22.219	132.1	1:32.774		94.42	3.330	10:03:24.978
4 -	***27.910***	109.4	40.783	87.4	21.625	133.6	1:30.318	**(2)**	96.98	0.874	10:04:55.296
5 -	28.078	104.8	40.984	89.1	21.853	130.5	1:30.915		96.35	1.471	10:06:26.211
6 -	28.128	***112.9***	40.840	87.4	21.420	***134.7***	1:30.388	**(3)**	96.91	0.944	10:07:56.599
7 -	28.001	111.8	***40.273***	***91.5***	***21.170***	134.4	***1:29.444***	**(1)**	***97.93***		***10:09:26.043***

P9 9 D Matthew WATTS — March 772

IDEAL LAP TIME : 1:26.903 BEST LAP TIME : 1:29.593 DIFFERENCE : 2.690

LAP	SECTOR 1		SECTOR 2		SECTOR 3		LAP TIME		MPH	DIFF	TIME OF DAY
1 -	28.688	109.1	40.472	***100.6***	***20.433***	***136.3***	***1:29.593***	**(1)**	***97.77***		***10:01:05.550***

P10 74 D John HARRISON — March 742

IDEAL LAP TIME : 1:29.713 BEST LAP TIME : 1:29.853 DIFFERENCE : 0.140

LAP	SECTOR 1		SECTOR 2		SECTOR 3		LAP TIME		MPH	DIFF	TIME OF DAY
1 -							4:28.798		32.58	2:58.945	10:06:28.135
2 -							1:33.754		93.43	3.901	10:08:01.889
3 -							1:32.463		94.73	2.610	10:09:34.352
4 -							1:31.869		95.35	2.016	10:11:06.221
5 -					IN PIT		5:06.168	**P**	28.61	3:36.315	10:16:12.389
6 -	OUTLAP	91.8	42.087	83.4	23.130	130.5	1:44.141		84.11	14.288	10:17:56.531
7 -	29.044	104.0	40.779	83.2	22.007	***134.7***	1:31.830	**(3)**	95.39	1.977	10:19:28.361
8 -	***28.647***	***107.8***	40.115	88.0	21.403	134.2	1:30.165	**(2)**	97.15	0.312	10:20:58.526
9 -	28.787	107.0	***39.751***	***88.4***	***21.315***	134.2	***1:29.853***	**(1)**	***97.49***		***10:22:28.379***

P11 1 A Robert SIMAC — March 712M

IDEAL LAP TIME : 1:29.754 BEST LAP TIME : 1:30.112 DIFFERENCE : 0.358

LAP	SECTOR 1		SECTOR 2		SECTOR 3		LAP TIME		MPH	DIFF	TIME OF DAY
1 -	OUTLAP	72.5	57.900	63.4	29.248	101.3	2:13.287		65.72	43.175	10:00:29.141
2 -	35.355	79.3	51.087	72.0	26.155	116.5	1:52.597		77.79	22.485	10:02:21.738
3 -	33.851	98.9	46.485	84.2	23.570	122.0	1:43.906		84.30	13.794	10:04:05.644
4 -	29.479	108.7	41.775	83.7	22.617	131.5	1:33.871		93.31	3.759	10:05:39.515
5 -	29.184	110.3	40.968	90.9	21.743	133.1	1:31.895		95.32	1.783	10:07:11.410
6 -	28.831	106.1	42.023	87.1	22.088	132.3	1:32.942		94.25	2.830	10:08:44.352
7 -	***28.521***	110.1	40.790	89.1	21.946	***133.6***	1:31.257		95.99	1.145	10:10:15.609
8 -	28.788	***111.6***	40.607	93.4	21.615	132.8	1:31.010		96.25	0.898	10:11:46.619
9 -	28.620	108.9	40.330	97.6	21.349	132.1	1:30.299	**(3)**	97.00	0.187	10:13:16.918
10 -	28.740	100.7	41.345	94.1	21.469	132.3	1:31.554		95.67	1.442	10:14:48.472
11 -	28.790	108.5	40.618	93.8	21.547	132.6	1:30.955		96.30	0.843	10:16:19.427
12 -	28.631	110.7	40.215	95.0	21.407	133.1	1:30.253	**(2)**	97.05	0.141	10:17:49.680
13 -	28.879	110.0	***40.026***	***97.9***	***21.207***	133.1	***1:30.112***	**(1)**	***97.21***		***10:19:19.792***
14 -	31.636	86.2	42.564	92.3	23.696	112.9	1:37.896		89.48	7.784	10:20:57.688
15 -	30.428	106.8	40.611	95.1	21.403	132.6	1:32.442		94.76	2.330	10:22:30.130
16 -	28.622	108.4	41.233	89.3	21.731	130.0	1:31.586		95.64	1.474	10:24:01.716

Weather / Track : Cloudy / Dry

Brands Hatch GP: 2.4332 miles
Date: 09/07/2022 Start: 09:58 Finish: 10:23

HSCC Historic Formula 2 Championship

QUALIFYING - RACE 3 - SECTOR ANALYSIS

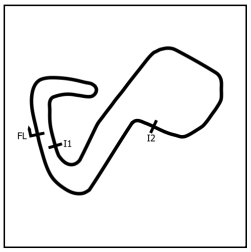

SECTOR 1 = FL to I1, SECTOR 2 = I1 to I2, SECTOR 3 = I2 to FL, DIFF = Difference To Personal Best Lap, P = Crossed Finish Line in Pit Lane, D = Time Disallowed

P12 89 D Daniel CLAYFIELD March 782

IDEAL LAP TIME : 1:30.344 BEST LAP TIME : 1:30.344 DIFFERENCE : 0.000

LAP	SECTOR 1		SECTOR 2		SECTOR 3		LAP TIME		MPH	DIFF	TIME OF DAY
1 -	OUTLAP	83.6	48.842	74.1	23.662	126.6	1:50.163		79.51	19.819	10:00:53.682
2 -	29.840	110.5	41.705	93.8	21.708	130.8	1:33.253		93.93	2.909	10:02:26.935
3 -	29.064	94.3	42.341	89.5	22.115	130.5	1:33.520		93.66	3.176	10:04:00.455
4 -	28.654	105.3	44.050	94.7	22.199	129.0	1:34.903		92.30	4.559	10:05:35.358
5 -	28.979	108.9	41.749	82.2	22.844	132.1	1:33.572		93.61	3.228	10:07:08.930
6 -	28.697	***111.1***	42.159	***95.8***	21.992	131.5	1:32.848	**(3)**	94.34	2.504	10:08:41.778
7 -	28.561	109.1	40.934	95.3	21.717	131.5	1:31.212	**(2)**	96.03	0.868	10:10:12.990
8 -	***28.545***	109.6	***40.176***	90.5	***21.623***	***133.6***	***1:30.344***	**(1)**	***96.96***		***10:11:43.334***
9 -	32.966	82.2	46.762	76.2	IN PIT		2:57.735	**P**	49.28	1:27.391	10:14:41.069

P13 194 B Martin FRIEDL Brabham BT40

IDEAL LAP TIME : 1:31.540 BEST LAP TIME : 1:31.570 DIFFERENCE : 0.030

LAP	SECTOR 1		SECTOR 2		SECTOR 3		LAP TIME		MPH	DIFF	TIME OF DAY
1 -	OUTLAP	86.0	50.008	80.2	24.696	113.3	1:55.234		76.01	23.664	10:01:46.508
2 -	30.285	102.6	45.154	86.3	23.001	118.5	1:38.440		88.98	6.870	10:03:24.948
3 -	29.273	102.2	42.091	88.4	22.741	***122.0***	1:34.105		93.08	2.535	10:04:59.053
4 -	28.640	104.8	42.419	90.5	IN PIT		3:18.483	**P**	44.13	1:46.913	10:08:17.536
5 -	OUTLAP	100.6	43.021	87.3	22.518	121.5	1:38.032		89.35	6.462	10:09:55.568
6 -	28.625	101.8	41.949	92.6	22.675	120.2	1:33.249		93.94	1.679	10:11:28.817
7 -	28.804	105.6	41.761	92.5	22.250	121.3	1:32.815		94.37	1.245	10:13:01.632
8 -	29.247	105.3	41.703	93.3	22.348	120.9	1:33.298		93.89	1.728	10:14:34.930
9 -	***28.518***	***106.8***	41.096	94.7	***21.956***	121.7	***1:31.570***	**(1)**	***95.66***		***10:16:06.500***
10 -	29.014	106.0	41.163	***98.3***	22.021	121.3	1:32.198		95.01	0.628	10:17:38.698
11 -	29.070	104.6	41.697	94.1	22.383	120.9	1:33.150		94.04	1.580	10:19:11.848
12 -	28.523	106.3	***41.066***	93.8	22.044	***122.0***	1:31.633	**(2)**	95.59	0.063	10:20:43.481
13 -	28.659	105.5	41.757	93.2	22.024	121.5	1:32.440		94.76	0.870	10:22:15.921
14 -	28.534	106.5	41.118	93.2	22.302	121.7	1:31.954	**(3)**	95.26	0.384	10:23:47.875

P14 50 A Paul BASON March 712

IDEAL LAP TIME : 1:32.128 BEST LAP TIME : 1:32.141 DIFFERENCE : 0.013

LAP	SECTOR 1		SECTOR 2		SECTOR 3		LAP TIME		MPH	DIFF	TIME OF DAY
1 -	OUTLAP	80.8	49.289	70.3	26.481	122.2	1:56.963		74.89	24.822	10:00:55.697
2 -	33.103	92.9	47.068	65.0	25.248	124.9	1:45.419		83.09	13.278	10:02:41.116
3 -	31.584	98.5	46.110	76.1	25.950	122.2	1:43.644		84.51	11.503	10:04:24.760
4 -	31.720	99.7	43.384	82.5	23.199	128.5	1:38.303		89.11	6.162	10:06:03.063
5 -	30.460	103.0	43.197	82.6	23.092	129.3	1:36.749		90.54	4.608	10:07:39.812
6 -	29.996	104.3	42.756	85.0	22.838	129.0	1:35.590		91.63	3.449	10:09:15.402
7 -	31.862	88.7	43.058	87.6	22.562	127.8	1:37.482		89.86	5.341	10:10:52.884
8 -	29.983	100.1	42.372	84.0	22.378	129.3	1:34.733		92.46	2.592	10:12:27.617
9 -	29.636	103.4	42.139	84.5	22.404	128.0	1:34.179		93.01	2.038	10:14:01.796
10 -	30.144	103.0	42.324	84.0	22.766	129.0	1:35.234		91.98	3.093	10:15:37.030
11 -	31.462	98.8	41.801	87.8	22.484	128.5	1:35.747		91.48	3.606	10:17:12.777
12 -	30.424	97.3	41.783	88.3	22.651	128.0	1:34.858		92.34	2.717	10:18:47.635
13 -	***29.290***	***105.0***	41.056	***89.5***	***21.795***	***131.5***	***1:32.141***	**(1)**	***95.06***		***10:20:19.776***
14 -	29.749	104.0	***41.043***	85.5	22.319	129.0	1:33.111	**(3)**	94.07	0.970	10:21:52.887
15 -	***29.290***	104.2	41.053	86.7	22.094	130.0	1:32.437	**(2)**	94.76	0.296	10:23:25.324

Weather / Track : Cloudy / Dry

Brands Hatch GP: 2.4332 miles
Date: 09/07/2022 Start: 09:58 Finish: 10:23

HSCC Historic Formula 2 Championship

QUALIFYING - RACE 3 - SECTOR ANALYSIS

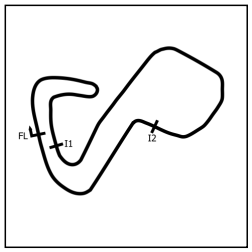

SECTOR 1 = FL to I1, SECTOR 2 = I1 to I2, SECTOR 3 = I2 to FL, DIFF = Difference To Personal Best Lap, P = Crossed Finish Line in Pit Lane, D = Time Disallowed

P15 110 A Daniel PYETT Tecno F2

IDEAL LAP TIME : 1:32.806 BEST LAP TIME : 1:32.863 DIFFERENCE : 0.057

LAP	SECTOR 1		SECTOR 2		SECTOR 3		LAP TIME		MPH	DIFF	TIME OF DAY
1 -	OUTLAP	93.7	47.518	70.3	25.660	120.9	1:53.016		77.50	20.153	10:00:59.515
2 -	32.757	100.1	45.635	76.6	24.222	124.5	1:42.614		85.36	9.751	10:02:42.129
3 -	31.537	99.4	46.165	72.8	24.332	127.0	1:42.034		85.85	9.171	10:04:24.163
4 -	30.590	101.8	43.004	84.0	22.949	126.6	1:36.543		90.73	3.680	10:06:00.706
5 -	30.527	104.3	41.698	85.0	22.743	128.0	1:34.968		92.23	2.105	10:07:35.674
6 -	29.941	107.7	42.224	89.7	23.183	121.1	1:35.348		91.87	2.485	10:09:11.022
7 -	30.144	107.0	41.367	88.7	***22.426***	127.0	1:33.937		93.25	1.074	10:10:44.959
8 -	29.828	***109.1***	40.689	89.9	22.502	127.5	1:33.019	**(2)**	94.17	0.156	10:12:17.978
9 -	29.838	108.0	41.329	***90.0***	22.723	126.6	1:33.890	**(3)**	93.29	1.027	10:13:51.868
10 -	29.934	107.7	41.919	86.5	22.763	127.5	1:34.616		92.58	1.753	10:15:26.484
11 -	30.639	106.3	41.538	86.3	IN PIT		4:10.817	**P**	34.92	2:37.954	10:19:37.301
12 -	OUTLAP	92.5	45.077	53.1	25.414	122.9	1:46.011		82.63	13.148	10:21:23.312
13 -	30.720	104.8	41.381	89.4	22.559	127.5	1:34.660		92.54	1.797	10:22:57.972
14 -	***29.705***	107.0	***40.675***	89.3	22.483	***128.3***	***1:32.863***	**(1)**	***94.33***		***10:24:30.835***

P16 27 B Martin BULLOCK March 722

IDEAL LAP TIME : BEST LAP TIME : 1:32.921 DIFFERENCE :

LAP	SECTOR 1		SECTOR 2		SECTOR 3		LAP TIME		MPH	DIFF	TIME OF DAY
1 -							1:46.050		82.60	13.129	10:03:46.150
2 -							1:39.326		88.19	6.405	10:05:25.476
3 -							1:37.863		89.51	4.942	10:07:03.339
4 -							1:36.770		90.52	3.849	10:08:40.109
5 -							1:35.238		91.97	2.317	10:10:15.347
6 -							1:36.604		90.67	3.683	10:11:51.951
7 -							1:36.400		90.86	3.479	10:13:28.351
8 -							1:33.837		93.35	0.916	10:15:02.188
9 -							1:34.617		92.58	1.696	10:16:36.805
10 -							1:33.089	**(2)**	94.10	0.168	10:18:09.894
11 -							***1:32.921***	**(1)**	***94.27***		***10:19:42.815***
12 -							1:35.541		91.68	2.620	10:21:18.356
13 -							1:33.121	**(3)**	94.06	0.200	10:22:51.477
14 -							1:33.819		93.36	0.898	10:24:25.296

P17 81 A Julian STOKES Tecno F2

IDEAL LAP TIME : 1:32.372 BEST LAP TIME : 1:32.975 DIFFERENCE : 0.603

LAP	SECTOR 1		SECTOR 2		SECTOR 3		LAP TIME		MPH	DIFF	TIME OF DAY
1 -	OUTLAP	96.2	48.679	74.6	25.691	119.1	1:53.923		76.89	20.948	10:00:59.094
2 -	32.548	99.2	45.579	78.9	24.420	121.3	1:42.547		85.42	9.572	10:02:41.641
3 -	31.441	100.9	46.066	73.9	24.033	114.3	1:41.540		86.26	8.565	10:04:23.181
4 -	30.842	94.6	44.255	85.9	IN PIT		3:17.102	**P**	44.44	1:44.127	10:07:40.283
5 -	OUTLAP	101.0	42.686	84.9	22.338	124.5	1:41.457		86.34	8.482	10:09:21.740
6 -	29.546	101.8	42.355	86.5	22.547	124.7	1:34.448		92.74	1.473	10:10:56.188
7 -	***29.281***	105.3	41.728	85.5	22.577	125.4	1:33.586	**(3)**	93.60	0.611	10:12:29.774
8 -	29.625	***105.5***	41.367	85.7	***22.140***	***126.3***	1:33.132	**(2)**	94.05	0.157	10:14:02.906
9 -	29.483	104.2	42.128	84.9	22.856	126.1	1:34.467		92.72	1.492	10:15:37.373
10 -	29.865	***105.5***	41.820	82.9	22.863	124.7	1:34.548		92.64	1.573	10:17:11.921
11 -	29.457	105.1	***40.951***	***89.2***	23.202	125.9	1:33.610		93.57	0.635	10:18:45.531
12 -	29.345	104.5	41.119	84.7	22.511	124.2	***1:32.975***	**(1)**	***94.21***		***10:20:18.506***

HSCC Historic Formula 2 Championship

QUALIFYING - RACE 3 - SECTOR ANALYSIS

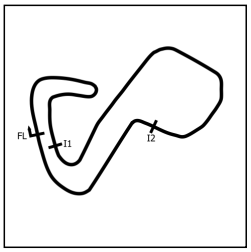

SECTOR 1 = FL to I1, SECTOR 2 = I1 to I2, SECTOR 3 = I2 to FL, DIFF = Difference To Personal Best Lap, P = Crossed Finish Line in Pit Lane, D = Time Disallowed

P18 55 D Steve FUTTER — Ralt RT1

IDEAL LAP TIME : 1:34.424 BEST LAP TIME : 1:34.500 DIFFERENCE : 0.076

LAP	SECTOR 1		SECTOR 2		SECTOR 3		LAP TIME		MPH	DIFF	TIME OF DAY
1 -	OUTLAP	78.9	50.778	70.4	26.475	117.9	2:00.472		72.71	25.972	10:02:21.047
2 -	34.809	74.2	48.388	71.6	24.652	123.8	1:47.849		81.22	13.349	10:04:08.896
3 -	30.781	96.2	44.116	72.9	IN PIT		3:00.742	P	48.46	1:26.242	10:07:09.638
4 -	OUTLAP	96.2	44.679	73.5	25.301	124.2	1:47.436		81.53	12.936	10:08:57.074
5 -	30.371	97.6	43.256	***88.6***	22.788	127.3	1:36.415	(3)	90.85	1.915	10:10:33.489
6 -	30.169	99.4	42.846	78.2	22.423	131.3	1:35.438	(2)	91.78	0.938	10:12:08.927
7 -	30.751	101.6	43.443	82.7	***22.261***	131.5	1:36.455		90.81	1.955	10:13:45.382
8 -	***29.616***	***104.6***	***42.547***	81.8	22.337	***132.3***	***1:34.500***	(1)	***92.69***		***10:15:19.882***
9 -	29.815	99.7	43.271	80.9	23.628	130.8	1:36.714		90.57	2.214	10:16:56.596

P19 16 D Greg AUDI — Ralt RT1

IDEAL LAP TIME : 1:34.650 BEST LAP TIME : 1:34.661 DIFFERENCE : 0.011

LAP	SECTOR 1		SECTOR 2		SECTOR 3		LAP TIME		MPH	DIFF	TIME OF DAY
1 -	OUTLAP	76.4	56.257	67.8	26.312	119.1	2:07.868		68.50	33.207	10:02:05.915
2 -	32.105	92.1	47.048	76.3	25.244	120.2	1:44.397		83.90	9.736	10:03:50.312
3 -	32.010	93.3	44.717	76.6	24.428	132.1	1:41.155		86.59	6.494	10:05:31.467
4 -	30.440	108.7	43.354	76.5	24.641	130.5	1:38.435	(3)	88.99	3.774	10:07:09.902
5 -	29.988	109.4	43.108	83.6	23.599	***133.6***	1:36.695	(2)	90.59	2.034	10:08:46.597
6 -	29.906	110.1	***42.413***	***84.7***	***22.342***	133.4	***1:34.661***	(1)	***92.53***		***10:10:21.258***

P20 26 C Roland WILTSCHEGG — Chevron B39

IDEAL LAP TIME : 1:34.161 BEST LAP TIME : 1:34.941 DIFFERENCE : 0.780

LAP	SECTOR 1		SECTOR 2		SECTOR 3		LAP TIME		MPH	DIFF	TIME OF DAY
1 -	OUTLAP	81.8	50.507	75.0	27.066	108.0	1:59.335		73.40	24.394	10:01:21.192
2 -	32.538	94.5	46.652	82.6	24.190	109.2	1:43.380		84.73	8.439	10:03:04.572
3 -	31.307	93.9	45.284	67.5	24.950	113.3	1:41.541		86.26	6.600	10:04:46.113
4 -	31.482	95.8	44.486	84.2	IN PIT		3:17.402	P	44.37	1:42.461	10:08:03.515
5 -	OUTLAP	97.1	43.530	84.5	23.019	119.1	1:40.907		86.81	5.966	10:09:44.422
6 -	29.878	***103.7***	43.467	85.3	23.184	118.1	1:36.529		90.74	1.588	10:11:20.951
7 -	30.988	101.2	42.903	86.4	22.684	118.9	1:36.575		90.70	1.634	10:12:57.526
8 -	31.670	***103.7***	1:13.263	89.2	***22.541***	120.2	2:07.474		68.71	32.533	10:15:05.000
9 -	30.274	103.0	43.318	84.4	22.876	119.1	1:36.468		90.80	1.527	10:16:41.468
10 -	29.988	102.2	45.913	87.0	23.108	117.1	1:39.009		88.47	4.068	10:18:20.477
11 -	30.897	100.0	42.945	85.3	22.926	120.2	1:36.768		90.52	1.827	10:19:57.245
12 -	30.199	99.8	42.695	86.2	22.838	***122.0***	1:35.732	(3)	91.50	0.791	10:21:32.977
13 -	***29.585***	103.4	43.023	***89.9***	22.827	120.0	1:35.435	(2)	91.78	0.494	10:23:08.412
14 -	30.278	101.0	***42.035***	86.9	22.628	120.9	***1:34.941***	(1)	***92.26***		***10:24:43.353***

P21 46 B Olivier HUEZ — March 722

IDEAL LAP TIME : 1:38.820 BEST LAP TIME : 1:38.935 DIFFERENCE : 0.115

LAP	SECTOR 1		SECTOR 2		SECTOR 3		LAP TIME		MPH	DIFF	TIME OF DAY
1 -	OUTLAP	81.3	51.915	70.2	29.032	103.0	2:02.869		71.29	23.934	10:01:56.580
2 -	37.023	67.7	50.065	74.7	28.024	107.5	1:55.112		76.09	16.177	10:03:51.692
3 -	35.475	89.4	49.691	72.5	26.293	113.9	1:51.459		78.59	12.524	10:05:43.151
4 -	33.361	93.7	48.203	73.3	25.207	115.9	1:46.771		82.04	7.836	10:07:29.922
5 -	32.446	90.1	47.161	77.2	24.745	114.9	1:44.352		83.94	5.417	10:09:14.274
6 -	34.652	95.5	47.319	81.8	24.242	117.9	1:46.213		82.47	7.278	10:11:00.487
7 -	31.580	96.5	45.352	79.6	24.110	118.1	1:41.042		86.69	2.107	10:12:41.529
8 -	31.751	97.3	45.988	78.9	24.315	116.7	1:42.054		85.83	3.119	10:14:23.583
9 -	32.300	96.6	45.365	86.9	23.746	119.4	1:41.411		86.37	2.476	10:16:04.994
10 -	33.285	88.6	45.395	83.9	24.614	118.3	1:43.294		84.80	4.359	10:17:48.288
11 -	31.978	99.2	45.709	82.7	24.002	118.9	1:41.689		86.14	2.754	10:19:29.977
12 -	31.553	98.6	***44.391***	83.8	23.357	***120.9***	1:39.301	(2)	88.21	0.366	10:21:09.278
13 -	31.384	***100.6***	44.828	87.3	23.316	119.6	1:39.528	(3)	88.01	0.593	10:22:48.806
14 -	***31.261***	97.2	44.506	***89.0***	***23.168***	119.1	***1:38.935***	(1)	***88.54***		***10:24:27.741***

Weather / Track : Cloudy / Dry

Brands Hatch GP: 2.4332 miles
Date: 09/07/2022 Start: 09:58 Finish: 10:23

HSCC Historic Formula 2 Championship

QUALIFYING - RACE 3 - SECTOR ANALYSIS

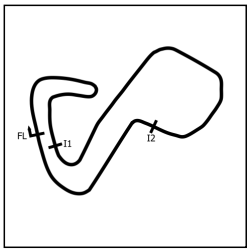

SECTOR 1 = FL to I1, SECTOR 2 = I1 to I2, SECTOR 3 = I2 to FL, DIFF = Difference To Personal Best Lap, P = Crossed Finish Line in Pit Lane, D = Time Disallowed

P22 12 E Steve WELLER Elfin 600B

IDEAL LAP TIME : 1:53.520 BEST LAP TIME : 1:56.221 DIFFERENCE : 2.701

LAP	SECTOR 1		SECTOR 2		SECTOR 3		LAP TIME		MPH	DIFF	TIME OF DAY
1 -	OUTLAP	62.5	59.300	67.3	31.580	92.5	2:17.368		63.76	21.147	10:01:28.433
2 -	36.007	***92.8***	2:16.046	56.5	30.195	100.0	3:22.248	**(2)**	43.31	1:26.027	10:04:50.681
3 -	37.468	83.6	***51.848***	***69.8***	***26.905***	***105.3***	***1:56.221***	**(1)**	***75.37***		***10:06:46.902***

Weather / Track : Cloudy / Dry

Brands Hatch GP: 2.4332 miles
Date: 09/07/2022 Start: 09:58 Finish: 10:23

HSCC Historic Formula 2 Championship

QUALIFYING - RACE 3 - BEST SECTORS

	SECTOR 1			SECTOR 2			SECTOR 3		
POS	NO	NAME	TIME	NO	NAME	TIME	NO	NAME	TIME
1	88	WHELDON	26.574	88	WHELDON	37.187	88	WHELDON	20.020
2	78	WRIGLEY	26.867	78	WRIGLEY	37.654	34	STRETTON	20.336
3	34	STRETTON	26.925	34	STRETTON	37.764	78	WRIGLEY	20.365
4	42	CHARTERIS	27.052	42	CHARTERIS	38.515	9	WATTS	20.433
5	9	WATTS	27.269	48	TILLEY	39.062	42	CHARTERIS	20.696
6	94	WOOD	27.910	9	WATTS	39.201	17	BLETSOE-BROWN	20.734
7	48	TILLEY	27.971	17	BLETSOE-BROWN	39.362	94	WOOD	21.170
8	17	BLETSOE-BROWN	28.305	74	HARRISON	39.751	1	SIMAC	21.207
9	194	FRIEDL	28.518	1	SIMAC	40.026	48	TILLEY	21.256
10	1	SIMAC	28.521	89	CLAYFIELD	40.176	74	HARRISON	21.315
11	89	CLAYFIELD	28.545	94	WOOD	40.273	89	CLAYFIELD	21.623
12	74	HARRISON	28.647	110	PYETT	40.675	50	BASON	21.795
13	81	STOKES	29.281	81	STOKES	40.951	194	FRIEDL	21.956
14	50	BASON	29.290	50	BASON	41.043	81	STOKES	22.140
15	26	WILTSCHEGG	29.585	194	FRIEDL	41.066	55	FUTTER	22.261
16	55	FUTTER	29.616	26	WILTSCHEGG	42.035	16	AUDI	22.342
17	110	PYETT	29.705	16	AUDI	42.413	110	PYETT	22.426
18	16	AUDI	29.895	55	FUTTER	42.547	26	WILTSCHEGG	22.541
19	46	HUEZ	31.261	46	HUEZ	44.391	46	HUEZ	23.168
20	12	WELLER	34.767	12	WELLER	51.848	12	WELLER	26.905
21									
22									

IDEAL / BEST COMPARISON					
POS	NO	NAME	IDEAL	BEST	DIFF
		PERFECT LAP	1:23.781		
1	88	WHELDON	1:23.781	1:24.084	0.303
2	78	WRIGLEY	1:24.886	1:25.064	0.178
3	34	STRETTON	1:25.025	1:25.026	0.001
4	42	CHARTERIS	1:26.263	1:26.626	0.363
5	9	WATTS	1:26.903	1:29.593	2.690
6	48	TILLEY	1:28.289	1:28.343	0.054
7	17	BLETSOE-BROWN	1:28.401	1:28.401	0.000
8	94	WOOD	1:29.353	1:29.444	0.091
9	74	HARRISON	1:29.713	1:29.853	0.140
10	1	SIMAC	1:29.754	1:30.112	0.358
11	89	CLAYFIELD	1:30.344	1:30.344	0.000
12	194	FRIEDL	1:31.540	1:31.570	0.030
13	50	BASON	1:32.128	1:32.141	0.013
14	81	STOKES	1:32.372	1:32.975	0.603
15	110	PYETT	1:32.806	1:32.863	0.057
16	26	WILTSCHEGG	1:34.161	1:34.941	0.780
17	55	FUTTER	1:34.424	1:34.500	0.076
18	16	AUDI	1:34.650	1:34.661	0.011
19	46	HUEZ	1:38.820	1:38.935	0.115
20	12	WELLER	1:53.520	1:56.221	2.701
21	27	BULLOCK		1:32.921	
22	68	MURRAY		1:29.441	

Weather / Track : Cloudy / Dry

Brands Hatch GP: 2.4332 miles
Date: 09/07/2022 Start: 09:58 Finish: 10:23

Results can be found at www.tsl-timing.com

Printed - 10:26 Saturday, 09 July 2022

HSCC Historic Formula 2 Championship

QUALIFYING - RACE 3 - BEST SPEEDS

	INTERMEDIATE 1			INTERMEDIATE 2			FINISH LINE		
POS	NO	NAME	MPH	NO	NAME	MPH	NO	NAME	MPH
1	88	WHELDON	119.4	42	CHARTERIS	106.0	34	STRETTON	139.8
2	34	STRETTON	118.3	34	STRETTON	105.1	78	WRIGLEY	136.9
3	78	WRIGLEY	117.5	78	WRIGLEY	103.4	9	WATTS	136.3
4	42	CHARTERIS	116.9	88	WHELDON	102.9	88	WHELDON	136.1
5	9	WATTS	116.9	48	TILLEY	101.3	42	CHARTERIS	135.2
6	17	BLETSOE-BROWN	112.9	9	WATTS	100.6	17	BLETSOE-BROWN	134.7
7	94	WOOD	112.9	194	FRIEDL	98.3	94	WOOD	134.7
8	1	SIMAC	111.6	1	SIMAC	97.9	74	HARRISON	134.7
9	89	CLAYFIELD	111.1	89	CLAYFIELD	95.8	1	SIMAC	133.6
10	48	TILLEY	110.5	17	BLETSOE-BROWN	95.1	89	CLAYFIELD	133.6
11	16	AUDI	110.5	94	WOOD	91.5	16	AUDI	133.6
12	110	PYETT	109.1	110	PYETT	90.0	55	FUTTER	132.3
13	74	HARRISON	107.8	26	WILTSCHEGG	89.9	50	BASON	131.5
14	194	FRIEDL	106.8	50	BASON	89.5	110	PYETT	128.3
15	81	STOKES	105.5	81	STOKES	89.2	48	TILLEY	128.0
16	50	BASON	105.0	46	HUEZ	89.0	81	STOKES	126.3
17	55	FUTTER	104.6	55	FUTTER	88.6	194	FRIEDL	122.0
18	26	WILTSCHEGG	103.7	74	HARRISON	88.4	26	WILTSCHEGG	122.0
19	46	HUEZ	100.6	16	AUDI	84.7	46	HUEZ	120.9
20	12	WELLER	92.8	12	WELLER	69.8	12	WELLER	105.3
21									
22									

Weather / Track : Cloudy / Dry

Brands Hatch GP: 2.4332 miles
Date: 09/07/2022 Start: 09:58 Finish: 10:23

Results can be found at www.tsl-timing.com

Printed - 10:26 Saturday, 09 July 2022

HSCC Historic Formula 2 Championship

QUALIFYING - RACE 3 - STATISTICS

Competitors Started	22
Planned Start	2022-07-09 @ 10:05:00.000
Actual Start	2022-07-09 @ 09:58:07.587
Finish Time	2022-07-09 @ 10:23:09.951
Track Length	2.4332mi.
Total Laps	238
Total Distance Covered	579.1229mi.

Session Fastest Lap History

NO	CL	NAME	LAP TIME	TIME OF DAY	LAP	VEHICLE
9	D	**Matthew WATTS**	**1:29.593**	10:01:05.558	1	March 772
42	D	**Mark CHARTERIS**	**1:28.580**	10:01:08.208	1	March 742
88	D	**Rob WHELDON**	**1:27.656**	10:01:21.016	2	March 762
88	D	**Rob WHELDON**	**1:25.387**	10:02:46.400	3	March 762
88	D	**Rob WHELDON**	**1:24.084**	10:09:59.915	8	March 762

Flag History

TYPE	TIME OF DAY
GREEN	09:58:07.587
FINISH	10:23:09.951

Flag Statistics

TYPE	COUNT	TOTAL LAPS	TOTAL TIME
Green	1	16	26:55.928
Red	0	0	0.000
Safety Car	0	0	0.000
FCY	0	0	0.000

Weather / Track : Cloudy / Dry

Brands Hatch GP: 2.4332 miles
Date: 09/07/2022 Start: 09:58 Finish: 10:23

HSCC Historic Formula 2 Championship

QUALIFYING - RACE 3 - STATISTICS

CLASS : A

4 Starters

Fastest Lap History

NO	NAME	LAP TIME	TIME OF DAY	LAP	VEHICLE
1	**Robert SIMAC**	**1:52.597**	10:02:21.751	2	March 712M
50	**Paul BASON**	**1:45.419**	10:02:41.136	2	March 712
81	**Julian STOKES**	**1:42.547**	10:02:41.645	2	Tecno F2
81	**Julian STOKES**	**1:41.540**	10:04:23.186	3	Tecno F2
1	**Robert SIMAC**	**1:33.871**	10:05:39.467	4	March 712M
1	**Robert SIMAC**	**1:31.895**	10:07:11.422	5	March 712M
1	**Robert SIMAC**	**1:31.257**	10:10:15.620	7	March 712M
1	**Robert SIMAC**	**1:31.010**	10:11:46.630	8	March 712M
1	**Robert SIMAC**	**1:30.299**	10:13:16.929	9	March 712M
1	**Robert SIMAC**	**1:30.253**	10:17:49.691	12	March 712M
1	**Robert SIMAC**	**1:30.112**	10:19:19.803	13	March 712M

Weather / Track : Cloudy / Dry

Brands Hatch GP: 2.4332 miles
Date: 09/07/2022 Start: 09:58 Finish: 10:23

HSCC Historic Formula 2 Championship

QUALIFYING - RACE 3 - STATISTICS

CLASS : E

1 Starters

Fastest Lap History

NO	NAME	LAP TIME	TIME OF DAY	LAP	VEHICLE
12	**Steve WELLER**	**3:22.248**	10:04:50.707	2	Elfin 600B
12	**Steve WELLER**	**1:56.221**	10:06:46.928	3	Elfin 600B

Weather / Track : Cloudy / Dry

Brands Hatch GP: 2.4332 miles
Date: 09/07/2022 Start: 09:58 Finish: 10:23

HSCC Historic Formula 2 Championship

QUALIFYING - RACE 3 - STATISTICS

CLASS : D

12 Starters

Fastest Lap History

NO	NAME	LAP TIME	TIME OF DAY	LAP	VEHICLE
9	**Matthew WATTS**	**1:29.593**	10:01:05.558	1	March 772
42	**Mark CHARTERIS**	**1:28.580**	10:01:08.208	1	March 742
88	**Rob WHELDON**	**1:27.656**	10:01:21.016	2	March 762
88	**Rob WHELDON**	**1:25.387**	10:02:46.400	3	March 762
88	**Rob WHELDON**	**1:24.084**	10:09:59.915	8	March 762

Weather / Track : Cloudy / Dry

Brands Hatch GP: 2.4332 miles
Date: 09/07/2022 Start: 09:58 Finish: 10:23

HSCC Historic Formula 2 Championship

QUALIFYING - RACE 3 - STATISTICS

CLASS : C

1 Starters

Fastest Lap History

NO	NAME	LAP TIME	TIME OF DAY	LAP	VEHICLE
26	**Roland WILTSCHEGG**	**1:43.380**	10:03:04.587	2	Chevron B39
26	**Roland WILTSCHEGG**	**1:41.541**	10:04:46.127	3	Chevron B39
26	**Roland WILTSCHEGG**	**1:36.529**	10:11:20.964	6	Chevron B39
26	**Roland WILTSCHEGG**	**1:36.468**	10:16:41.482	9	Chevron B39
26	**Roland WILTSCHEGG**	**1:35.732**	10:21:32.990	12	Chevron B39
26	**Roland WILTSCHEGG**	**1:35.435**	10:23:08.426	13	Chevron B39
26	**Roland WILTSCHEGG**	**1:34.941**	10:24:43.366	14	Chevron B39

Weather / Track : Cloudy / Dry

Brands Hatch GP: 2.4332 miles
Date: 09/07/2022 Start: 09:58 Finish: 10:23

HSCC Historic Formula 2 Championship

QUALIFYING - RACE 3 - STATISTICS

CLASS : B

4 Starters

Fastest Lap History

NO	NAME	LAP TIME	TIME OF DAY	LAP	VEHICLE
194	**Martin FRIEDL**	**1:38.440**	10:03:24.952	2	Brabham BT40
194	**Martin FRIEDL**	**1:34.105**	10:04:59.060	3	Brabham BT40
48	**Benn TILLEY**	**1:31.031**	10:05:53.817	3	Modus M1
48	**Benn TILLEY**	**1:30.341**	10:07:24.161	4	Modus M1
48	**Benn TILLEY**	**1:29.241**	10:10:23.878	6	Modus M1
48	**Benn TILLEY**	**1:28.759**	10:19:24.983	12	Modus M1
48	**Benn TILLEY**	**1:28.758**	10:20:53.741	13	Modus M1
48	**Benn TILLEY**	**1:28.494**	10:22:22.234	14	Modus M1
48	**Benn TILLEY**	**1:28.343**	10:23:50.577	15	Modus M1

Weather / Track : Cloudy / Dry

Brands Hatch GP: 2.4332 miles
Date: 09/07/2022 Start: 09:58 Finish: 10:23

Sheet No:	Issue Time:

HSCC Historic Formula 2 Championship

RACE 3 - GRID (25 minutes)

ROW 11	21	46	Olivier HUEZ	1:38.935
ROW 10	19	16	Greg AUDI	1:34.661
ROW 9	17	81	Julian STOKES	1:32.975
ROW 8	15	110	Daniel PYETT	1:32.863
ROW 7	13	194	Martin FRIEDL	1:31.570
ROW 6	11	1	Robert SIMAC	1:30.112
ROW 5	9	9	Matthew WATTS	1:29.593
ROW 4	7	68	James MURRAY	1:29.441
ROW 3	5	48	Benn TILLEY	1:28.343
ROW 2	3	78	Matthew WRIGLEY	1:25.064
ROW 1	1	88	Rob WHELDON	1:24.084
			Pole	

22	12	Steve WELLER	1:56.221
20	26	Roland WILTSCHEGG	1:34.941
18	55	Steve FUTTER	1:34.500
16	27	Martin BULLOCK	1:32.921
14	50	Paul BASON	1:32.141
12	89	Daniel CLAYFIELD	1:30.344
10	74	John HARRISON	1:29.853
8	94	Martin WOOD	1:29.444
6	17	Michael BLETSOE-BROWN	1:28.401
4	42	Mark CHARTERIS	1:26.626
2	34	Martin STRETTON	1:25.026

Brands Hatch GP: 2.4332 miles

These results are provisional until the conclusion of any judicial and technical matters.

Clerk Of Course : Julian Floyd	Stewards :	Timekeeper : Nick Palmer

Sheet No:	Issue Time:

HSCC Historic Formula 2 Championship

RACE 3 - RESTART GRID

ROW 10	19	12	Steve WELLER		
				18	46	Olivier HUEZ
ROW 9	17	55	Steve FUTTER		
				16	26	Roland WILTSCHEGG
ROW 8	15	50	Paul BASON		
				14	16	Greg AUDI
ROW 7	13	110	Daniel PYETT		
				12	27	Martin BULLOCK
ROW 6	11	81	Julian STOKES		
				10	194	Martin FRIEDL
ROW 5	9	89	Daniel CLAYFIELD		
				8	74	John HARRISON
ROW 4	7	1	Robert SIMAC		
				6	17	Michael BLETSOE-BROWN
ROW 3	5	94	Martin WOOD		
				4	48	Benn TILLEY
ROW 2	3	78	Matthew WRIGLEY		
				2	9	Matthew WATTS
ROW 1	1	34	Martin STRETTON		
			Pole		

Brands Hatch GP: 2.4332 miles

These results are provisional until the conclusion of any judicial and technical matters.

Clerk Of Course : Julian Floyd	Stewards :	Timekeeper : Nick Palmer

Results can be found at www.tsl-timing.com

Printed - 15:19 Saturday, 09 July 2022

Sheet No:	Issue Time:

HSCC Historic Formula 2 Championship

RACE 3 - CLASSIFICATION

POS	NO	CL	PIC	NAME	ENTRY	LAPS	TIME	GAP	DIFF	MPH	BEST	ON
1	**34**	D	1	Martin STRETTON	March 712	**14**	20:13.650			101.04	**1:25.803**	10
2	**9**	D	2	Matthew WATTS	March 772	**14**	20:14.972	**1.322**	1.322	100.93	**1:25.441**	7
3	**48**	B	1	Benn TILLEY	Modus M1	**14**	20:49.063	**35.413**	34.091	98.18	**1:28.026**	2
4	**94***	D	3	Martin WOOD	March 782	**14**	21:08.153	**54.503**	19.090	96.70	**1:28.393**	8
5	**17**	D	4	Michael BLETSOE-BROWN	Chevron B27	**14**	21:15.275	**1:01.625**	7.122	96.16	**1:29.853**	13
6	**74**	D	5	John HARRISON	March 742	**14**	21:24.488	**1:10.838**	9.213	95.47	**1:29.794**	4
7	**1**	A	1	Robert SIMAC	March 712M	**14**	21:36.072	**1:22.422**	11.584	94.62	**1:31.433**	5
8	**16**	D	6	Greg AUDI	Ralt RT1	**13**	20:24.638	**1 Lap**	1 Lap	92.98	**1:32.135**	13
9	**27**	B	2	Martin BULLOCK	March 722	**13**	20:25.742	**1 Lap**	1.104	92.90	**1:32.189**	13
10	**194**	B	3	Martin FRIEDL	Brabham BT40	**13**	20:35.127	**1 Lap**	9.385	92.19	**1:33.342**	8
11	**110**	A	2	Daniel PYETT	Tecno F2	**13**	20:44.740	**1 Lap**	9.613	91.48	**1:34.280**	8
12	**50**	A	3	Paul BASON	March 712	**13**	21:15.142	**1 Lap**	30.402	89.30	**1:34.028**	13
13	**55**	D	7	Steve FUTTER	Ralt RT1	**13**	21:22.587	**1 Lap**	7.445	88.78	**1:36.231**	4
14	**46**	B	4	Olivier HUEZ	March 722	**13**	21:54.439	**1 Lap**	31.852	86.63	**1:37.942**	4
					NOT CLASSIFIED							
DNF	**81**	A		Julian STOKES	Tecno F2	**11**	17:43.390	**3 Laps**	2 Laps	90.61	**1:34.044**	3
DNF	**78**	D		Matthew WRIGLEY	March 782	**10**	14:32.225	**4 Laps**	1 Lap	100.43	**1:25.800**	6
DNF	**26**	C		Roland WILTSCHEGG	Chevron B39	**10**	16:14.800	**4 Laps**	1:42.575	89.86	**1:35.193**	8
DNF	**89**	D		Daniel CLAYFIELD	March 782	**9**	13:53.122	**5 Laps**	1 Lap	94.63	**1:29.546**	5
DNF	**12**	E		Steve WELLER	Elfin 600B	**4**	7:39.030	**10 Laps**	5 Laps	76.33	**1:48.710**	2
					FASTEST LAP							
	9	D		Matthew WATTS	March 772	**7**	1:25.441	102.52 mph		164.99 kph		
	48	B		Benn TILLEY	Modus M1	**2**	1:28.026	99.51 mph		160.15 kph		
	1	A		Robert SIMAC	March 712M	**5**	1:31.433	95.80 mph		154.18 kph		
	26	C		Roland WILTSCHEGG	Chevron B39	**8**	1:35.193	92.02 mph		148.09 kph		
	12	E		Steve WELLER	Elfin 600B	**2**	1:48.710	80.57 mph		129.68 kph		

***Car 94 - 15 second penalty for exceeding track limits.**
Cars 42 & 88 did not participate in restarted race.

Race Distance: 14 Laps / 34.06 miles
Brands Hatch GP: 2.4332 miles
Date: 09/07/2022 Start: 15:39 Finish: 15:59

Weather / Track : Sunny / Dry
These results are provisional until the conclusion of any judicial and technical matters.

Clerk Of Course : Julian Floyd	Stewards :	Timekeeper : Nick Palmer

HSCC Historic Formula 2 Championship

RACE 3 - LAP CHART

LAP 1		@ 15:40:37.761
NO	BEHIND	LAP TIME
34		1:31.642
9	0.175	1:31.817
78	0.473	1:32.115
48	2.866	1:34.508
94	3.502	1:35.144
17	5.353	1:36.995
89	8.318	1:39.960
1	8.755	1:40.397
74	9.726	1:41.368
81	11.054	1:42.696
27	11.595	1:43.237
194	12.583	1:44.225
110	12.902	1:44.544
16	13.029	1:44.671
55	16.949	1:48.591
50	18.246	1:49.888
46	19.966	1:51.608
26	20.032	1:51.674
12	34.431	2:06.073

LAP 2		@ 15:42:04.300
NO	BEHIND	LAP TIME
34		1:26.539
9	0.555	1:26.919
78	1.029	1:27.095
48	4.353	1:28.026
94	6.191	1:29.228
17	9.369	1:30.555
89	13.694	1:31.915
1	14.792	1:32.576
74	15.303	1:32.116
81	18.923	1:34.408
27	19.683	1:34.627
194	19.848	1:33.804
16	21.348	1:34.858
110	22.968	1:36.605
55	26.979	1:36.569
50	27.928	1:36.221
26	29.312	1:35.819
46	32.830	1:39.403
12	56.602	1:48.710

LAP 3		@ 15:43:30.332
NO	BEHIND	LAP TIME
34		1:26.032
9	1.131	1:26.608
78	1.823	1:26.826
48	6.992	1:28.671
94	9.067	1:28.908
17	14.092	1:30.755
89	19.205	1:31.543
1	20.596	1:31.836
74	20.920	1:31.649
81	26.935	1:34.044
27	27.349	1:33.698
16	29.148	1:33.832
194	30.473	1:36.657
110	31.954	1:35.018
55	37.597	1:36.650
50	38.445	1:36.549
26	38.904	1:35.624
46	44.909	1:38.111
12	1:20.803	1:50.233

LAP 4		@ 15:44:56.142
NO	BEHIND	LAP TIME
34		1:25.810
9	1.299	1:25.978
78	1.949	1:25.936
48	9.431	1:28.249
94	12.175	1:28.918
17	18.995	1:30.713
89	24.240	1:30.845
74	24.904	1:29.794
1	26.885	1:32.099
81	35.570	1:34.445
27	36.167	1:34.628
16	36.770	1:33.432
194	38.803	1:34.140
110	40.918	1:34.774
55	48.018	1:36.231
50	48.487	1:35.852
26	49.015	1:35.921
46	57.041	1:37.942

LAP 5		@ 15:46:22.189
NO	BEHIND	LAP TIME
34		1:26.047
9	1.610	1:26.358
78	2.134	1:26.232
48	12.449	1:29.065
94	14.644	1:28.516
12	1 Lap	1:54.014
17	23.356	1:30.408
89	27.739	1:29.546
74	29.229	1:30.372
1	32.271	1:31.433
27	43.011	1:32.891
16	43.260	1:32.537
81	44.687	1:35.164
194	47.103	1:34.347
110	49.625	1:34.754
55	59.129	1:37.158
26	59.601	1:36.633
50	1:00.277	1:37.837
46	1:09.683	1:38.689

Weather / Track : Sunny / Dry

Brands Hatch GP: 2.4332 miles
Date: 09/07/2022 Start: 15:39 Finish: 15:59

HSCC Historic Formula 2 Championship

RACE 3 - LAP CHART

LAP 6		@ 15:47:48.213
NO	BEHIND	LAP TIME
34		1:26.024
9	1.534	1:25.948
78	1.910	1:25.800
48	14.509	1:28.084
94	17.110	1:28.490
17	27.538	1:30.206
89	33.884	1:32.169
74	34.287	1:31.082
1	37.979	1:31.732
16	49.728	1:32.492
27	50.760	1:33.773
81	53.219	1:34.556
194	55.998	1:34.919
110	58.571	1:34.970
55	1:09.476	1:36.371
26	1:09.969	1:36.392
50	1:10.896	1:36.643
46	1:22.614	1:38.955

LAP 7		@ 15:49:14.407
NO	BEHIND	LAP TIME
34		1:26.194
9	0.781	1:25.441
78	2.036	1:26.320
48	16.732	1:28.417
94	19.359	1:28.443
17	32.438	1:31.094
89	38.942	1:31.252
74	39.138	1:31.045
1	43.455	1:31.670
16	56.002	1:32.468
27	57.783	1:33.217
81	1:03.026	1:36.001
194	1:03.599	1:33.795
110	1:07.290	1:34.913
26	1:19.756	1:35.981
55	1:21.572	1:38.290
50	1:22.136	1:37.434

LAP 8		@ 15:50:40.529
NO	BEHIND	LAP TIME
34		1:26.122
9	0.859	1:26.200
78	1.857	1:25.943
46	1 Lap	1:42.094
48	18.953	1:28.343
94	21.630	1:28.393
17	37.560	1:31.244
74	42.956	1:29.940
89	45.300	1:32.480
1	48.888	1:31.555
16	1:03.354	1:33.474
27	1:05.743	1:34.082
194	1:10.819	1:33.342
81	1:13.349	1:36.445
110	1:15.448	1:34.280

LAP 9		@ 15:52:07.818
NO	BEHIND	LAP TIME
34		1:27.289
9	0.192	1:26.622
26	1 Lap	1:35.193
78	4.493	1:29.925
55	1 Lap	1:39.284
50	1 Lap	1:39.263
48	20.710	1:29.046
94	23.859	1:29.518
46	1 Lap	1:39.952
17	40.312	1:30.041
74	46.237	1:30.570
89	51.423	1:33.412
1	53.753	1:32.154
16	1:09.808	1:33.743
27	1:12.109	1:33.655
194	1:17.046	1:33.516
81	1:22.687	1:36.627
110	1:22.872	1:34.713

LAP 10		@ 15:53:33.621
NO	BEHIND	LAP TIME
34		1:25.803
9	0.191	1:25.802
78	4.723	1:26.033
26	1 Lap	1:35.487
55	1 Lap	1:37.065
50	1 Lap	1:37.023
48	23.383	1:28.476
94	26.955	1:28.899
46	1 Lap	1:39.501
17	45.060	1:30.551
74	51.109	1:30.675
1	1:00.424	1:32.474
16	1:17.230	1:33.225
27	1:19.753	1:33.447
194	1:25.185	1:33.942

Weather / Track : Sunny / Dry

Brands Hatch GP: 2.4332 miles
Date: 09/07/2022 Start: 15:39 Finish: 15:59

HSCC Historic Formula 2 Championship

RACE 3 - LAP CHART

LAP 11 @ 15:54:59.741		
NO	BEHIND	LAP TIME
34		1:26.120
9	0.373	1:26.302
110	1 Lap	1:36.063
81	1 Lap	1:38.886
26	1 Lap	1:36.076
48	28.210	1:30.947
94	31.217	1:30.382
55	1 Lap	1:39.599
50	1 Lap	1:39.278
17	50.827	1:31.887
46	1 Lap	1:41.164
74	56.761	1:31.772
1	1:06.056	1:31.752
16	1:24.620	1:33.510

LAP 12 @ 15:56:25.794		
NO	BEHIND	LAP TIME
34		1:26.053
27	1 Lap	1:32.598
9	0.354	1:26.034
194	1 Lap	1:34.446
110	1 Lap	1:34.418
81	1 Lap	1:40.118
48	30.771	1:28.614
94	34.547	1:29.383
55	1 Lap	1:38.858
50	1 Lap	1:38.947
17	54.927	1:30.153
74	1:02.577	1:31.869
46	1 Lap	1:42.005
1	1:12.593	1:32.590

LAP 13 @ 15:57:52.910		
NO	BEHIND	LAP TIME
34		1:27.116
9	0.663	1:27.425
16	1 Lap	1:34.261
27	1 Lap	1:33.700
194	1 Lap	1:34.593
110	1 Lap	1:34.399
48	32.789	1:29.134
94	37.227	1:29.796
50	1 Lap	1:36.179
55	1 Lap	1:39.744
17	57.664	1:29.853
74	1:07.032	1:31.571
1	1:17.475	1:31.998
46	1 Lap	1:41.786

LAP 14 @ 15:59:19.769		
NO	BEHIND	LAP TIME
34		1:26.859
9	1.322	1:27.518
16	1 Lap	1:32.135
27	1 Lap	1:32.189
194	1 Lap	1:33.401
110	1 Lap	1:35.289
48	35.413	1:29.483
94	39.503	1:29.135
50	1 Lap	1:34.028
17	1:01.625	1:30.820
55	1 Lap	1:38.177
74	1:10.838	1:30.665
1	1:22.422	1:31.806
46	1 Lap	1:43.229

Weather / Track : Sunny / Dry

Brands Hatch GP: 2.4332 miles
Date: 09/07/2022 Start: 15:39 Finish: 15:59

HSCC Historic Formula 2 Championship

RACE 3 - SECTOR ANALYSIS

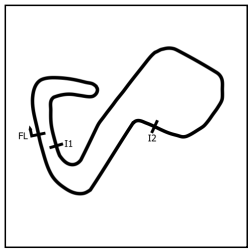

SECTOR 1 = FL to I1, SECTOR 2 = I1 to I2, SECTOR 3 = I2 to FL, DIFF = Difference To Personal Best Lap, P = Crossed Finish Line in Pit Lane, D = Time Disallowed

P1 34 D Martin STRETTON March 712

IDEAL LAP TIME : 1:25.386 BEST LAP TIME : 1:25.803 DIFFERENCE : 0.417

LAP	SECTOR 1		SECTOR 2		SECTOR 3		LAP TIME		MPH	DIFF	TIME OF DAY
1 -		114.9	38.556	100.9	20.978	136.6	1:31.642		95.58	5.839	15:40:37.761
2 -	27.606	117.5	38.286	103.4	20.647	136.9	1:26.539		101.22	0.736	15:42:04.300
3 -	27.300	119.1	38.109	100.3	20.623	137.7	1:26.032		101.82	0.229	15:43:30.332
4 -	27.386	118.9	***37.950***	***105.6***	20.474	137.7	1:25.810	**(2)**	102.08	0.007	15:44:56.142
5 -	27.290	117.9	38.215	101.9	20.542	***138.6***	1:26.047		101.80	0.244	15:46:22.189
6 -	***27.113***	118.1	38.128	102.2	20.783	136.9	1:26.024	**(3)**	101.83	0.221	15:47:48.213
7 -	27.315	117.7	38.283	101.8	20.596	137.2	1:26.194		101.62	0.391	15:49:14.407
8 -	27.442	118.1	38.082	102.9	20.598	137.5	1:26.122		101.71	0.319	15:50:40.529
9 -	27.469	117.3	38.756	89.5	21.064	136.9	1:27.289		100.35	1.486	15:52:07.818
10 -	27.357	118.9	38.123	102.2	***20.323***	***138.6***	***1:25.803***	**(1)**	***102.09***		***15:53:33.621***
11 -	27.473	***120.0***	38.133	100.4	20.514	137.7	1:26.120		101.71	0.317	15:54:59.741
12 -	27.347	118.7	37.955	101.8	20.751	138.3	1:26.053		101.79	0.250	15:56:25.794
13 -	27.506	119.6	38.664	95.1	20.946	***138.6***	1:27.116		100.55	1.313	15:57:52.910
14 -	27.384	118.1	38.375	102.7	21.100	134.7	1:26.859		100.85	1.056	15:59:19.769

P2 9 D Matthew WATTS March 772

IDEAL LAP TIME : 1:25.076 BEST LAP TIME : 1:25.441 DIFFERENCE : 0.365

LAP	SECTOR 1		SECTOR 2		SECTOR 3		LAP TIME		MPH	DIFF	TIME OF DAY
1 -		114.7	38.232	98.9	20.918	136.3	1:31.817		95.40	6.376	15:40:37.936
2 -	27.866	116.7	38.297	***108.7***	20.756	136.1	1:26.919		100.78	1.478	15:42:04.855
3 -	27.498	117.3	38.483	95.8	20.627	136.9	1:26.608		101.14	1.167	15:43:31.463
4 -	27.178	117.3	38.338	98.9	20.462	138.0	1:25.978		101.88	0.537	15:44:57.441
5 -	27.386	114.5	38.401	98.3	20.571	137.5	1:26.358		101.43	0.917	15:46:23.799
6 -	27.090	116.9	38.323	99.1	20.535	137.2	1:25.948	**(3)**	101.92	0.507	15:47:49.747
7 -	***27.052***	115.9	38.052	100.3	20.337	137.5	***1:25.441***	**(1)**	***102.52***		***15:49:15.188***
8 -	27.592	115.1	38.176	98.2	20.432	136.9	1:26.200		101.62	0.759	15:50:41.388
9 -	27.126	118.5	38.510	88.6	20.986	137.5	1:26.622		101.12	1.181	15:52:08.010
10 -	27.561	118.3	38.033	99.7	***20.208***	***138.9***	1:25.802	**(2)**	102.09	0.361	15:53:33.812
11 -	27.536	***118.7***	38.312	100.0	20.454	137.2	1:26.302		101.50	0.861	15:55:00.114
12 -	27.419	117.9	***37.816***	99.5	20.799	137.2	1:26.034		101.81	0.593	15:56:26.148
13 -	27.912	115.5	38.618	102.6	20.895	135.8	1:27.425		100.19	1.984	15:57:53.573
14 -	27.889	114.9	38.520	100.0	21.109	133.9	1:27.518		100.09	2.077	15:59:21.091

P3 48 B Benn TILLEY Modus M1

IDEAL LAP TIME : 1:27.957 BEST LAP TIME : 1:28.026 DIFFERENCE : 0.069

LAP	SECTOR 1		SECTOR 2		SECTOR 3		LAP TIME		MPH	DIFF	TIME OF DAY
1 -		109.4	39.541	101.9	21.455	127.3	1:34.508		92.68	6.482	15:40:40.627
2 -	***27.677***	***110.9***	***38.902***	100.4	21.447	125.9	***1:28.026***	**(1)**	***99.51***		***15:42:08.653***
3 -	27.885	109.8	39.088	98.8	21.698	125.9	1:28.671		98.79	0.645	15:43:37.324
4 -	27.812	110.0	39.004	101.0	21.433	126.6	1:28.249	**(3)**	99.26	0.223	15:45:05.573
5 -	27.957	109.4	39.637	101.6	21.471	127.0	1:29.065		98.35	1.039	15:46:34.638
6 -	27.739	110.1	38.928	101.9	21.417	126.3	1:28.084	**(2)**	99.44	0.058	15:48:02.722
7 -	27.787	110.5	39.166	102.7	21.464	125.4	1:28.417		99.07	0.391	15:49:31.139
8 -	27.829	***110.9***	39.108	102.4	21.406	125.9	1:28.343		99.15	0.317	15:50:59.482
9 -	27.935	***110.9***	39.674	***103.5***	21.437	126.1	1:29.046		98.37	1.020	15:52:28.528
10 -	27.974	110.7	39.050	101.8	21.452	126.1	1:28.476		99.00	0.450	15:53:57.004
11 -	28.288	109.4	41.114	100.7	21.545	126.3	1:30.947		96.31	2.921	15:55:27.951
12 -	28.123	110.5	39.053	100.0	21.438	***128.0***	1:28.614		98.85	0.588	15:56:56.565
13 -	28.126	108.9	39.630	101.6	***21.378***	127.0	1:29.134		98.27	1.108	15:58:25.699
14 -	28.231	110.5	39.628	96.9	21.624	126.8	1:29.483		97.89	1.457	15:59:55.182

Weather / Track : Sunny / Dry

Brands Hatch GP: 2.4332 miles
Date: 09/07/2022 Start: 15:39 Finish: 15:59

HSCC Historic Formula 2 Championship

RACE 3 - SECTOR ANALYSIS

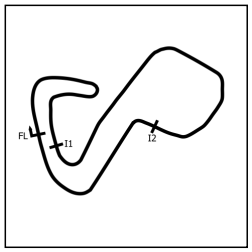

SECTOR 1 = FL to I1, SECTOR 2 = I1 to I2, SECTOR 3 = I2 to FL, DIFF = Difference To Personal Best Lap, P = Crossed Finish Line in Pit Lane, D = Time Disallowed

P4 94 D Martin WOOD March 782

IDEAL LAP TIME : 1:27.862 BEST LAP TIME : 1:28.393 DIFFERENCE : 0.531

LAP	SECTOR 1		SECTOR 2		SECTOR 3		LAP TIME		MPH	DIFF	TIME OF DAY
1 -		109.8	39.585	***96.2***	21.115	133.6	1:35.144		92.06	6.751	15:40:41.263
2 -	28.144	112.4	39.890	93.5	21.194	132.6	1:29.228		98.17	0.835	15:42:10.491
3 -	27.932	113.3	39.689	91.6	21.287	132.8	1:28.908		98.52	0.515	15:43:39.399
4 -	27.612	113.1	39.986	89.4	21.320	133.6	1:28.918		98.51	0.525	15:45:08.317
5 -	27.766	113.1	39.648	90.1	21.102	***134.4***	1:28.516		98.96	0.123	15:46:36.833
6 -	27.903	111.6	39.592	88.8	***20.995***	133.9	1:28.490	**(3)**	98.99	0.097	15:48:05.323
7 -	***27.478***	***113.5***	39.823	87.7	21.142	132.3	1:28.443	**(2)**	99.04	0.050	15:49:33.766
8 -	27.814	112.9	***39.389***	89.4	21.190	132.1	***1:28.393***	**(1)**	***99.10***		***15:51:02.159***
9 -	27.854	111.8	39.746	91.6	21.918	131.3	1:29.518		97.85	1.125	15:52:31.677
10 -	27.910	112.7	39.705	91.4	21.284	132.8	1:28.899		98.53	0.506	15:54:00.576
11 -	28.032	112.4	40.139	85.8	22.211	130.0	1:30.382		96.92	1.989	15:55:30.958
12 -	27.926	***113.5***	39.929	91.3	21.528	***134.4***	1:29.383		98.00	0.990	15:57:00.341
13 -	28.313	108.7	40.205	86.3	21.278	133.1	1:29.796		97.55	1.403	15:58:30.137
14 -	27.979	112.4	39.961	92.5	21.195	132.1	1:29.135		98.27	0.742	15:59:59.272

P5 17 D Michael BLETSOE-BROWN Chevron B27

IDEAL LAP TIME : 1:29.270 BEST LAP TIME : 1:29.853 DIFFERENCE : 0.583

LAP	SECTOR 1		SECTOR 2		SECTOR 3		LAP TIME		MPH	DIFF	TIME OF DAY
1 -		106.8	40.053	***93.5***	21.701	133.1	1:36.995		90.31	7.142	15:40:43.114
2 -	28.802	107.2	40.056	92.3	21.697	133.4	1:30.555		96.73	0.702	15:42:13.669
3 -	29.131	111.1	39.924	87.3	21.700	133.6	1:30.755		96.52	0.902	15:43:44.424
4 -	29.374	110.7	40.024	92.0	21.315	133.4	1:30.713		96.56	0.860	15:45:15.137
5 -	28.605	111.6	40.321	90.5	21.482	***135.5***	1:30.408		96.89	0.555	15:46:45.545
6 -	28.973	110.0	39.805	91.9	21.428	132.3	1:30.206		97.10	0.353	15:48:15.751
7 -	28.603	110.7	40.734	87.7	21.757	130.8	1:31.094		96.16	1.241	15:49:46.845
8 -	28.823	106.3	40.821	84.0	21.600	132.6	1:31.244		96.00	1.391	15:51:18.089
9 -	28.846	***112.4***	39.778	89.5	21.417	131.8	1:30.041	**(2)**	97.28	0.188	15:52:48.130
10 -	28.695	107.7	40.273	88.5	21.583	131.8	1:30.551		96.73	0.698	15:54:18.681
11 -	28.660	109.8	40.732	82.1	22.495	132.6	1:31.887		95.33	2.034	15:55:50.568
12 -	28.569	106.6	40.281	89.9	***21.303***	134.2	1:30.153	**(3)**	97.16	0.300	15:57:20.721
13 -	28.542	107.7	***39.760***	87.2	21.551	133.9	***1:29.853***	**(1)**	***97.49***		***15:58:50.574***
14 -	***28.207***	109.8	40.672	85.1	21.941	133.9	1:30.820		96.45	0.967	16:00:21.394

P6 74 D John HARRISON March 742

IDEAL LAP TIME : 1:29.302 BEST LAP TIME : 1:29.794 DIFFERENCE : 0.492

LAP	SECTOR 1		SECTOR 2		SECTOR 3		LAP TIME		MPH	DIFF	TIME OF DAY
1 -		97.6	42.129	88.5	22.015	132.3	1:41.368		86.41	11.574	15:40:47.487
2 -	28.887	108.2	41.272	90.9	21.957	***133.9***	1:32.116		95.09	2.322	15:42:19.603
3 -	29.370	108.9	40.530	***92.3***	21.749	***133.9***	1:31.649		95.58	1.855	15:43:51.252
4 -	28.318	109.6	***39.928***	91.0	21.548	***133.9***	***1:29.794***	**(1)**	***97.55***		***15:45:21.046***
5 -	28.778	108.2	40.142	90.6	***21.452***	***133.9***	1:30.372	**(3)**	96.93	0.578	15:46:51.418
6 -	28.248	***111.6***	41.119	89.4	21.715	132.6	1:31.082		96.17	1.288	15:48:22.500
7 -	28.407	109.1	40.889	87.3	21.749	132.6	1:31.045		96.21	1.251	15:49:53.545
8 -	***27.922***	110.7	40.205	87.3	21.813	130.8	1:29.940	**(2)**	97.39	0.146	15:51:23.485
9 -	28.734	111.4	40.221	88.7	21.615	131.3	1:30.570		96.71	0.776	15:52:54.055
10 -	28.735	110.3	40.253	85.7	21.687	129.5	1:30.675		96.60	0.881	15:54:24.730
11 -	28.919	110.3	40.911	81.2	21.942	131.0	1:31.772		95.45	1.978	15:55:56.502
12 -	29.097	107.8	40.819	83.8	21.953	132.6	1:31.869		95.35	2.075	15:57:28.371
13 -	28.862	***111.6***	40.548	83.7	22.161	132.6	1:31.571		95.66	1.777	15:58:59.942
14 -	28.745	109.1	40.177	85.3	21.743	131.8	1:30.665		96.61	0.871	16:00:30.607

HSCC Historic Formula 2 Championship

RACE 3 - SECTOR ANALYSIS

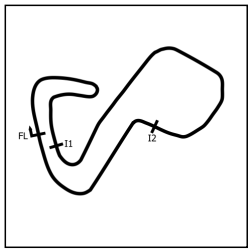

SECTOR 1 = FL to I1, SECTOR 2 = I1 to I2, SECTOR 3 = I2 to FL, DIFF = Difference To Personal Best Lap, P = Crossed Finish Line in Pit Lane, D = Time Disallowed

P7 1 A Robert SIMAC March 712M

IDEAL LAP TIME : 1:31.112 BEST LAP TIME : 1:31.433 DIFFERENCE : 0.321

LAP	SECTOR 1		SECTOR 2		SECTOR 3		LAP TIME	MPH	DIFF	TIME OF DAY
1 -		101.3	42.385	88.0	21.958	***133.1***	1:40.397	87.25	8.964	15:40:46.516
2 -	29.264	108.0	41.474	90.9	***21.838***	131.8	1:32.576	94.62	1.143	15:42:19.092
3 -	28.909	110.3	40.974	87.1	21.953	132.3	1:31.836	95.38	0.403	15:43:50.928
4 -	29.310	107.3	***40.871***	91.8	21.918	132.1	1:32.099	95.11	0.666	15:45:23.027
5 -	28.535	109.2	40.945	89.1	21.953	132.1	***1:31.433*** **(1)**	***95.80***		***15:46:54.460***
6 -	28.610	109.6	41.269	92.8	21.853	132.1	1:31.732	95.49	0.299	15:48:26.192
7 -	28.840	107.0	40.978	91.5	21.852	131.0	1:31.670 **(3)**	95.55	0.237	15:49:57.862
8 -	28.493	***111.2***	41.110	94.2	21.952	131.5	1:31.555 **(2)**	95.67	0.122	15:51:29.417
9 -	28.999	107.5	41.191	92.3	21.964	131.8	1:32.154	95.05	0.721	15:53:01.571
10 -	29.064	109.4	41.397	89.1	22.013	132.1	1:32.474	94.72	1.041	15:54:34.045
11 -	***28.403***	109.4	41.276	93.4	22.073	132.6	1:31.752	95.47	0.319	15:56:05.797
12 -	28.605	108.9	41.965	90.9	22.020	132.6	1:32.590	94.60	1.157	15:57:38.387
13 -	28.918	109.8	41.104	***95.1***	21.976	132.1	1:31.998	95.21	0.565	15:59:10.385
14 -	28.805	107.7	41.033	94.2	21.968	129.8	1:31.806	95.41	0.373	16:00:42.191

P8 16 D Greg AUDI Ralt RT1

IDEAL LAP TIME : 1:31.907 BEST LAP TIME : 1:32.135 DIFFERENCE : 0.228

LAP	SECTOR 1		SECTOR 2		SECTOR 3		LAP TIME	MPH	DIFF	TIME OF DAY
1 -		100.0	43.527	83.7	22.505	133.4	1:44.671	83.68	12.536	15:40:50.790
2 -	30.424	107.0	42.231	86.7	22.203	137.2	1:34.858	92.34	2.723	15:42:25.648
3 -	29.498	108.9	42.130	90.3	22.204	***138.0***	1:33.832	93.35	1.697	15:43:59.480
4 -	29.241	112.7	41.859	87.9	22.332	135.2	1:33.432	93.75	1.297	15:45:32.912
5 -	29.673	110.0	41.123	87.0	***21.741***	133.1	1:32.537	94.66	0.402	15:47:05.449
6 -	29.194	110.3	41.541	91.1	21.757	136.1	1:32.492 **(3)**	94.70	0.357	15:48:37.941
7 -	29.181	111.1	***41.096***	89.4	22.191	135.5	1:32.468 **(2)**	94.73	0.333	15:50:10.409
8 -	29.423	111.2	41.759	89.5	22.292	134.7	1:33.474	93.71	1.339	15:51:43.883
9 -	29.397	108.7	41.854	86.2	22.492	133.4	1:33.743	93.44	1.608	15:53:17.626
10 -	29.883	111.6	41.206	89.3	22.136	134.4	1:33.225	93.96	1.090	15:54:50.851
11 -	29.548	110.7	41.692	87.0	22.270	129.0	1:33.510	93.67	1.375	15:56:24.361
12 -	30.859	107.0	41.657	***95.4***	21.745	135.5	1:34.261	92.93	2.126	15:57:58.622
13 -	***29.070***	***113.7***	41.133	91.0	21.932	131.3	***1:32.135*** **(1)**	***95.07***		***15:59:30.757***

P9 27 B Martin BULLOCK March 722

IDEAL LAP TIME : 1:31.878 BEST LAP TIME : 1:32.189 DIFFERENCE : 0.311

LAP	SECTOR 1		SECTOR 2		SECTOR 3		LAP TIME	MPH	DIFF	TIME OF DAY
1 -		105.8	43.144	83.2	22.535	125.2	1:43.237	84.85	11.048	15:40:49.356
2 -	29.472	102.6	42.329	85.2	22.826	123.5	1:34.627	92.57	2.438	15:42:23.983
3 -	29.380	104.8	41.949	89.4	22.369	123.8	1:33.698	93.49	1.509	15:43:57.681
4 -	29.554	103.2	42.026	86.9	23.048	123.1	1:34.628	92.57	2.439	15:45:32.309
5 -	29.400	100.1	41.490	88.1	22.001	***125.4***	1:32.891 **(3)**	94.30	0.702	15:47:05.200
6 -	28.963	103.5	42.395	86.3	22.415	122.9	1:33.773	93.41	1.584	15:48:38.973
7 -	29.243	101.9	41.445	87.2	22.529	121.3	1:33.217	93.97	1.028	15:50:12.190
8 -	29.750	104.2	41.895	83.3	22.437	123.3	1:34.082	93.10	1.893	15:51:46.272
9 -	29.190	103.2	42.077	87.0	22.388	122.6	1:33.655	93.53	1.466	15:53:19.927
10 -	29.101	103.2	41.729	89.1	22.617	118.5	1:33.447	93.74	1.258	15:54:53.374
11 -	28.933	104.2	41.226	87.6	22.439	120.4	1:32.598 **(2)**	94.60	0.409	15:56:25.972
12 -	29.523	104.0	42.303	85.0	***21.874***	124.9	1:33.700	93.48	1.511	15:57:59.672
13 -	***28.928***	***106.0***	***41.076***	***91.0***	22.185	123.3	***1:32.189*** **(1)**	***95.02***		***15:59:31.861***

HSCC Historic Formula 2 Championship

RACE 3 - SECTOR ANALYSIS

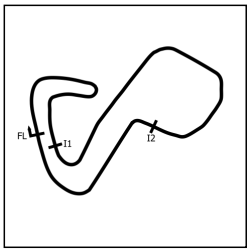

SECTOR 1 = FL to I1, SECTOR 2 = I1 to I2, SECTOR 3 = I2 to FL, DIFF = Difference To Personal Best Lap, P = Crossed Finish Line in Pit Lane, D = Time Disallowed

P10 194 B Martin FRIEDL Brabham BT40

IDEAL LAP TIME : 1:32.761 BEST LAP TIME : 1:33.342 DIFFERENCE : 0.581

LAP	SECTOR 1		SECTOR 2		SECTOR 3		LAP TIME		MPH	DIFF	TIME OF DAY
1 -		100.4	43.353	80.4	23.310	121.7	1:44.225		84.04	10.883	15:40:50.344
2 -	29.051	103.5	42.088	87.7	22.665	122.6	1:33.804		93.38	0.462	15:42:24.148
3 -	29.631	***103.7***	43.810	86.4	23.216	***123.3***	1:36.657		90.62	3.315	15:44:00.805
4 -	29.167	103.2	42.296	94.5	22.677	***123.3***	1:34.140		93.05	0.798	15:45:34.945
5 -	29.273	102.9	41.940	94.6	23.134	122.2	1:34.347		92.84	1.005	15:47:09.292
6 -	29.706	101.6	42.352	93.0	22.861	120.9	1:34.919		92.28	1.577	15:48:44.211
7 -	29.484	102.6	41.954	93.9	***22.357***	122.9	1:33.795		93.39	0.453	15:50:18.006
8 -	29.082	103.2	***41.426***	92.5	22.834	122.0	***1:33.342***	**(1)**	***93.84***		***15:51:51.348***
9 -	***28.978***	103.5	41.869	92.0	22.669	121.1	1:33.516	**(3)**	93.67	0.174	15:53:24.864
10 -	29.215	103.5	41.995	93.7	22.732	121.5	1:33.942		93.24	0.600	15:54:58.806
11 -	29.899	103.2	41.876	93.8	22.671	122.2	1:34.446		92.74	1.104	15:56:33.252
12 -	29.881	101.3	41.931	***96.1***	22.781	122.0	1:34.593		92.60	1.251	15:58:07.845
13 -	29.250	102.4	41.515	95.5	22.636	120.6	1:33.401	**(2)**	93.78	0.059	15:59:41.246

P11 110 A Daniel PYETT Tecno F2

IDEAL LAP TIME : 1:34.024 BEST LAP TIME : 1:34.280 DIFFERENCE : 0.256

LAP	SECTOR 1		SECTOR 2		SECTOR 3		LAP TIME		MPH	DIFF	TIME OF DAY
1 -		103.7	43.237	82.1	22.998	***126.1***	1:44.544		83.79	10.264	15:40:50.663
2 -	30.211	***106.5***	42.839	82.8	23.555	124.5	1:36.605		90.67	2.325	15:42:27.268
3 -	29.962	105.0	42.031	82.4	23.025	125.6	1:35.018		92.19	0.738	15:44:02.286
4 -	29.984	104.8	41.796	86.3	22.994	124.0	1:34.774		92.42	0.494	15:45:37.060
5 -	29.856	104.8	41.880	87.6	23.018	124.9	1:34.754		92.44	0.474	15:47:11.814
6 -	29.959	105.5	41.774	83.8	23.237	121.5	1:34.970		92.23	0.690	15:48:46.784
7 -	30.227	104.0	41.531	85.9	23.155	122.2	1:34.913		92.29	0.633	15:50:21.697
8 -	30.108	104.8	***41.310***	87.6	***22.862***	123.5	***1:34.280***	**(1)**	***92.91***		***15:51:55.977***
9 -	29.988	104.6	41.365	***88.7***	23.360	123.5	1:34.713		92.48	0.433	15:53:30.690
10 -	30.235	105.6	42.848	80.8	22.980	125.2	1:36.063		91.18	1.783	15:55:06.753
11 -	30.081	104.2	41.474	87.6	22.863	124.7	1:34.418	**(3)**	92.77	0.138	15:56:41.171
12 -	30.098	105.1	41.324	86.3	22.977	124.0	1:34.399	**(2)**	92.79	0.119	15:58:15.570
13 -	***29.852***	103.2	42.357	85.8	23.080	123.8	1:35.289		91.92	1.009	15:59:50.859

P12 50 A Paul BASON March 712

IDEAL LAP TIME : 1:34.028 BEST LAP TIME : 1:34.028 DIFFERENCE : 0.000

LAP	SECTOR 1		SECTOR 2		SECTOR 3		LAP TIME		MPH	DIFF	TIME OF DAY
1 -		95.4	46.159	81.9	23.113	127.0	1:49.888		79.71	15.860	15:40:56.007
2 -	30.255	98.2	43.044	84.7	22.922	127.8	1:36.221		91.03	2.193	15:42:32.228
3 -	30.234	102.7	43.172	74.3	23.143	128.8	1:36.549		90.72	2.521	15:44:08.777
4 -	30.060	101.2	42.973	80.4	22.819	129.3	1:35.852	**(2)**	91.38	1.824	15:45:44.629
5 -	30.388	100.7	44.133	80.0	23.316	128.5	1:37.837		89.53	3.809	15:47:22.466
6 -	30.459	101.3	43.164	79.8	23.020	128.0	1:36.643		90.64	2.615	15:48:59.109
7 -	30.351	100.6	44.166	79.7	22.917	128.3	1:37.434		89.90	3.406	15:50:36.543
8 -	30.140	102.1	46.267	77.1	22.856	128.8	1:39.263		88.24	5.235	15:52:15.806
9 -	30.221	98.5	44.052	84.7	22.750	128.5	1:37.023		90.28	2.995	15:53:52.829
10 -	30.623	97.6	44.432	79.6	24.223	120.6	1:39.278		88.23	5.250	15:55:32.107
11 -	31.192	94.3	44.849	80.4	22.906	***129.5***	1:38.947		88.53	4.919	15:57:11.054
12 -	30.617	99.1	42.819	83.6	22.743	128.8	1:36.179	**(3)**	91.07	2.151	15:58:47.233
13 -	***29.863***	***105.1***	***41.971***	***86.9***	***22.194***	128.8	***1:34.028***	**(1)**	***93.16***		***16:00:21.261***

Weather / Track : Sunny / Dry

Brands Hatch GP: 2.4332 miles
Date: 09/07/2022 Start: 15:39 Finish: 15:59

HSCC Historic Formula 2 Championship

RACE 3 - SECTOR ANALYSIS

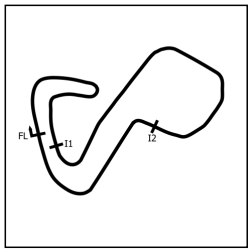

SECTOR 1 = FL to I1, SECTOR 2 = I1 to I2, SECTOR 3 = I2 to FL, DIFF = Difference To Personal Best Lap, P = Crossed Finish Line in Pit Lane, D = Time Disallowed

P13 55 D Steve FUTTER Ralt RT1

IDEAL LAP TIME : 1:35.947 BEST LAP TIME : 1:36.231 DIFFERENCE : 0.284

LAP	SECTOR 1		SECTOR 2		SECTOR 3		LAP TIME		MPH	DIFF	TIME OF DAY
1 -		98.1	43.965	***89.0***	23.190	127.8	1:48.591		80.66	12.360	15:40:54.710
2 -	30.122	97.6	43.580	81.4	22.867	***131.8***	1:36.569	**(3)**	90.71	0.338	15:42:31.279
3 -	30.256	100.0	43.558	76.4	22.836	131.0	1:36.650		90.63	0.419	15:44:07.929
4 -	***29.854***	102.7	***43.356***	84.5	23.021	129.3	***1:36.231***	**(1)**	***91.02***		***15:45:44.160***
5 -	29.879	101.2	44.075	83.7	23.204	127.0	1:37.158		90.16	0.927	15:47:21.318
6 -	30.199	103.0	43.435	86.8	***22.737***	128.5	1:36.371	**(2)**	90.89	0.140	15:48:57.689
7 -	30.339	***105.5***	45.034	84.9	22.917	128.8	1:38.290		89.12	2.059	15:50:35.979
8 -	29.994	101.2	45.902	76.1	23.388	124.5	1:39.284		88.23	3.053	15:52:15.263
9 -	30.275	99.7	43.870	88.6	22.920	127.8	1:37.065		90.24	0.834	15:53:52.328
10 -	30.483	93.0	44.592	82.1	24.524	116.5	1:39.599		87.95	3.368	15:55:31.927
11 -	30.921	98.8	44.667	84.4	23.270	125.9	1:38.858		88.61	2.627	15:57:10.785
12 -	32.029	98.2	44.370	84.5	23.345	127.5	1:39.744		87.82	3.513	15:58:50.529
13 -	31.332	94.6	44.006	80.4	22.839	124.5	1:38.177		89.22	1.946	16:00:28.706

P14 46 B Olivier HUEZ March 722

IDEAL LAP TIME : 1:37.466 BEST LAP TIME : 1:37.942 DIFFERENCE : 0.476

LAP	SECTOR 1		SECTOR 2		SECTOR 3		LAP TIME		MPH	DIFF	TIME OF DAY
1 -		95.8	45.918	83.6	23.618	117.9	1:51.608		78.48	13.666	15:40:57.727
2 -	31.596	97.8	44.285	***87.3***	23.522	120.2	1:39.403		88.12	1.461	15:42:37.130
3 -	***30.545***	100.9	43.907	83.7	23.659	120.2	1:38.111	**(2)**	89.28	0.169	15:44:15.241
4 -	30.861	100.3	43.781	86.3	***23.300***	120.2	***1:37.942***	**(1)**	***89.43***		***15:45:53.183***
5 -	30.782	***102.4***	44.362	80.9	23.545	***120.4***	1:38.689	**(3)**	88.76	0.747	15:47:31.872
6 -	31.033	93.2	44.073	86.7	23.849	117.5	1:38.955		88.52	1.013	15:49:10.827
7 -	33.534	92.4	44.747	81.6	23.813	117.3	1:42.094		85.80	4.152	15:50:52.921
8 -	31.355	97.5	44.142	87.2	24.455	115.7	1:39.952		87.64	2.010	15:52:32.873
9 -	31.572	100.6	43.991	84.2	23.938	118.7	1:39.501		88.03	1.559	15:54:12.374
10 -	31.697	98.2	***43.621***	85.7	25.846	112.4	1:41.164		86.59	3.222	15:55:53.538
11 -	32.804	100.3	45.043	84.2	24.158	114.7	1:42.005		85.87	4.063	15:57:35.543
12 -	32.640	100.7	44.363	85.4	24.783	110.9	1:41.786		86.06	3.844	15:59:17.329
13 -	31.320	96.2	46.130	78.1	25.779	106.1	1:43.229		84.85	5.287	16:01:00.558

P15 81 A Julian STOKES Tecno F2

IDEAL LAP TIME : 1:33.481 BEST LAP TIME : 1:34.044 DIFFERENCE : 0.563

LAP	SECTOR 1		SECTOR 2		SECTOR 3		LAP TIME		MPH	DIFF	TIME OF DAY
1 -		103.0	43.316	86.0	22.557	124.9	1:42.696		85.29	8.652	15:40:48.815
2 -	29.680	105.0	42.112	87.7	22.616	124.7	1:34.408	**(2)**	92.78	0.364	15:42:23.223
3 -	29.846	104.5	***41.697***	87.9	22.501	124.2	***1:34.044***	**(1)**	***93.14***		***15:43:57.267***
4 -	29.646	102.6	41.984	87.7	22.815	125.2	1:34.445	**(3)**	92.75	0.401	15:45:31.712
5 -	30.364	105.0	42.330	88.0	***22.470***	***125.9***	1:35.164		92.04	1.120	15:47:06.876
6 -	***29.314***	104.3	42.503	90.4	22.739	121.5	1:34.556		92.64	0.512	15:48:41.432
7 -	30.180	104.2	42.633	***91.5***	23.188	121.5	1:36.001		91.24	1.957	15:50:17.433
8 -	30.401	***106.1***	43.033	88.1	23.011	122.4	1:36.445		90.82	2.401	15:51:53.878
9 -	30.667	103.5	42.686	89.9	23.274	122.6	1:36.627		90.65	2.583	15:53:30.505
10 -	32.632	102.6	43.409	91.0	22.845	123.5	1:38.886		88.58	4.842	15:55:09.391
11 -	33.428	101.6	43.320	84.3	23.370	119.8	1:40.118		87.49	6.074	15:56:49.509

HSCC Historic Formula 2 Championship

RACE 3 - SECTOR ANALYSIS

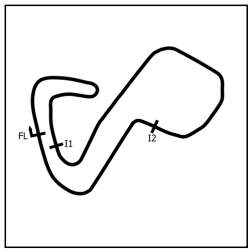

SECTOR 1 = FL to I1, SECTOR 2 = I1 to I2, SECTOR 3 = I2 to FL, DIFF = Difference To Personal Best Lap, P = Crossed Finish Line in Pit Lane, D = Time Disallowed

P16 78 D Matthew WRIGLEY March 782

IDEAL LAP TIME : 1:25.658 BEST LAP TIME : 1:25.800 DIFFERENCE : 0.142

LAP	SECTOR 1		SECTOR 2		SECTOR 3		LAP TIME		MPH	DIFF	TIME OF DAY
1 -		115.3	38.363	102.2	20.750	136.3	1:32.115		95.09	6.315	15:40:38.234
2 -	27.873	116.5	38.451	102.1	20.771	136.3	1:27.095		100.57	1.295	15:42:05.329
3 -	27.368	116.5	38.521	98.3	20.937	137.2	1:26.826		100.88	1.026	15:43:32.155
4 -	27.157	116.9	38.176	101.2	20.603	***138.0***	1:25.936	**(2)**	101.93	0.136	15:44:58.091
5 -	27.266	116.9	38.297	100.1	20.669	137.2	1:26.232		101.58	0.432	15:46:24.323
6 -	***27.136***	116.1	38.168	102.2	***20.496***	137.7	***1:25.800***	**(1)**	***102.09***		***15:47:50.123***
7 -	27.294	116.3	38.251	101.8	20.775	135.5	1:26.320		101.48	0.520	15:49:16.443
8 -	27.343	117.1	***38.026***	102.2	20.574	136.3	1:25.943	**(3)**	101.92	0.143	15:50:42.386
9 -	27.180	117.1	42.016	96.0	20.729	135.5	1:29.925		97.41	4.125	15:52:12.311
10 -	27.390	***117.3***	38.062	***103.0***	20.581	136.9	1:26.033		101.81	0.233	15:53:38.344

P17 26 C Roland WILTSCHEGG Chevron B39

IDEAL LAP TIME : 1:34.661 BEST LAP TIME : 1:35.193 DIFFERENCE : 0.532

LAP	SECTOR 1		SECTOR 2		SECTOR 3		LAP TIME		MPH	DIFF	TIME OF DAY
1 -		101.2	44.072	86.7	23.144	121.5	1:51.674		78.44	16.481	15:40:57.793
2 -	30.276	***105.6***	42.827	92.6	22.716	122.6	1:35.819		91.42	0.626	15:42:33.612
3 -	30.171	104.8	42.656	88.5	22.797	122.9	1:35.624	**(3)**	91.60	0.431	15:44:09.236
4 -	30.290	101.8	42.665	89.3	22.966	***123.1***	1:35.921		91.32	0.728	15:45:45.157
5 -	30.204	102.1	43.014	86.0	23.415	122.9	1:36.633		90.65	1.440	15:47:21.790
6 -	30.118	103.4	43.424	85.8	22.850	122.4	1:36.392		90.87	1.199	15:48:58.182
7 -	30.217	103.5	43.412	***93.7***	***22.352***	121.1	1:35.981		91.26	0.788	15:50:34.163
8 -	***30.019***	104.0	***42.290***	88.7	22.884	121.7	***1:35.193***	**(1)**	***92.02***		***15:52:09.356***
9 -	30.465	101.3	42.432	86.2	22.590	120.6	1:35.487	**(2)**	91.73	0.294	15:53:44.843
10 -	30.375	98.2	42.822	89.5	22.879	122.0	1:36.076		91.17	0.883	15:55:20.919

P18 89 D Daniel CLAYFIELD March 782

IDEAL LAP TIME : 1:29.546 BEST LAP TIME : 1:29.546 DIFFERENCE : 0.000

LAP	SECTOR 1		SECTOR 2		SECTOR 3		LAP TIME		MPH	DIFF	TIME OF DAY
1 -		109.6	42.214	98.2	22.069	131.5	1:39.960		87.63	10.414	15:40:46.079
2 -	28.550	110.1	41.479	94.1	21.886	132.1	1:31.915		95.30	2.369	15:42:17.994
3 -	28.886	***111.1***	40.871	92.0	21.786	132.3	1:31.543		95.69	1.997	15:43:49.537
4 -	28.537	110.0	40.613	93.9	21.695	131.5	1:30.845	**(2)**	96.42	1.299	15:45:20.382
5 -	***28.184***	108.2	***40.254***	90.5	***21.108***	***133.6***	***1:29.546***	**(1)**	***97.82***		***15:46:49.928***
6 -	28.605	105.5	41.919	86.0	21.645	131.5	1:32.169		95.04	2.623	15:48:22.097
7 -	28.343	110.0	40.941	86.5	21.968	122.6	1:31.252	**(3)**	95.99	1.706	15:49:53.349
8 -	29.051	109.2	41.135	***99.2***	22.294	113.3	1:32.480		94.72	2.934	15:51:25.829
9 -	29.407	100.9	41.787	91.3	22.218	130.0	1:33.412		93.77	3.866	15:52:59.241

P19 12 E Steve WELLER Elfin 600B

IDEAL LAP TIME : 1:47.908 BEST LAP TIME : 1:48.710 DIFFERENCE : 0.802

LAP	SECTOR 1		SECTOR 2		SECTOR 3		LAP TIME		MPH	DIFF	TIME OF DAY
1 -		91.4	50.545	***79.2***	***25.878***	***108.5***	2:06.073		69.48	17.363	15:41:12.192
2 -	33.830	90.8	***48.818***	76.3	26.062	107.7	***1:48.710***	**(1)**	***80.57***		***15:43:00.902***
3 -	34.174	84.9	49.652	76.5	26.407	106.8	1:50.233	**(2)**	79.46	1.523	15:44:51.135
4 -	37.035	89.3	50.399	74.8	26.580	105.0	1:54.014	**(3)**	76.83	5.304	15:46:45.149

HSCC Historic Formula 2 Championship

RACE 3 - BEST SECTORS

SECTOR 1				SECTOR 2				SECTOR 3			
POS	NO	NAME	TIME	NO	NAME	TIME	NO	NAME	TIME
1	9	WATTS	27.052	9	WATTS	37.816	9	WATTS	20.208
2	34	STRETTON	27.113	34	STRETTON	37.950	34	STRETTON	20.323
3	78	WRIGLEY	27.136	78	WRIGLEY	38.026	78	WRIGLEY	20.496
4	94	WOOD	27.478	48	TILLEY	38.902	94	WOOD	20.995
5	48	TILLEY	27.677	94	WOOD	39.389	89	CLAYFIELD	21.108
6	74	HARRISON	27.922	17	BLETSOE-BROWN	39.760	17	BLETSOE-BROWN	21.303
7	89	CLAYFIELD	28.184	74	HARRISON	39.928	48	TILLEY	21.378
8	17	BLETSOE-BROWN	28.207	89	CLAYFIELD	40.254	74	HARRISON	21.452
9	1	SIMAC	28.403	1	SIMAC	40.871	16	AUDI	21.741
10	27	BULLOCK	28.928	27	BULLOCK	41.076	1	SIMAC	21.838
11	194	FRIEDL	28.978	16	AUDI	41.096	27	BULLOCK	21.874
12	16	AUDI	29.070	110	PYETT	41.310	50	BASON	22.194
13	81	STOKES	29.314	194	FRIEDL	41.426	26	WILTSCHEGG	22.352
14	110	PYETT	29.852	81	STOKES	41.697	194	FRIEDL	22.357
15	55	FUTTER	29.854	50	BASON	41.971	81	STOKES	22.470
16	50	BASON	29.863	26	WILTSCHEGG	42.290	55	FUTTER	22.737
17	26	WILTSCHEGG	30.019	55	FUTTER	43.356	110	PYETT	22.862
18	46	HUEZ	30.545	46	HUEZ	43.621	46	HUEZ	23.300
19	12	WELLER	33.212	12	WELLER	48.818	12	WELLER	25.878

IDEAL / BEST COMPARISON					
POS	NO	NAME	IDEAL	BEST	DIFF
		PERFECT LAP	1:25.076		
1	9	WATTS	1:25.076	1:25.441	0.365
2	34	STRETTON	1:25.386	1:25.803	0.417
3	78	WRIGLEY	1:25.658	1:25.800	0.142
4	94	WOOD	1:27.862	1:28.393	0.531
5	48	TILLEY	1:27.957	1:28.026	0.069
6	17	BLETSOE-BROWN	1:29.270	1:29.853	0.583
7	74	HARRISON	1:29.302	1:29.794	0.492
8	89	CLAYFIELD	1:29.546	1:29.546	0.000
9	1	SIMAC	1:31.112	1:31.433	0.321
10	27	BULLOCK	1:31.878	1:32.189	0.311
11	16	AUDI	1:31.907	1:32.135	0.228
12	194	FRIEDL	1:32.761	1:33.342	0.581
13	81	STOKES	1:33.481	1:34.044	0.563
14	110	PYETT	1:34.024	1:34.280	0.256
15	50	BASON	1:34.028	1:34.028	0.000
16	26	WILTSCHEGG	1:34.661	1:35.193	0.532
17	55	FUTTER	1:35.947	1:36.231	0.284
18	46	HUEZ	1:37.466	1:37.942	0.476
19	12	WELLER	1:47.908	1:48.710	0.802

Weather / Track : Sunny / Dry

Brands Hatch GP: 2.4332 miles
Date: 09/07/2022 Start: 15:39 Finish: 15:59

Results can be found at www.tsl-timing.com

Printed - 16:08 Saturday, 09 July 2022

HSCC Historic Formula 2 Championship

RACE 3 - BEST SPEEDS

	INTERMEDIATE 1			INTERMEDIATE 2			FINISH LINE		
POS	NO	NAME	MPH	NO	NAME	MPH	NO	NAME	MPH
1	34	STRETTON	120.0	9	WATTS	108.7	9	WATTS	138.9
2	9	WATTS	118.7	34	STRETTON	105.6	34	STRETTON	138.6
3	78	WRIGLEY	117.3	48	TILLEY	103.5	16	AUDI	138.0
4	16	AUDI	113.7	78	WRIGLEY	103.0	78	WRIGLEY	138.0
5	94	WOOD	113.5	89	CLAYFIELD	99.2	17	BLETSOE-BROWN	135.5
6	17	BLETSOE-BROWN	112.4	94	WOOD	96.2	94	WOOD	134.4
7	74	HARRISON	111.6	194	FRIEDL	96.1	74	HARRISON	133.9
8	1	SIMAC	111.2	16	AUDI	95.4	89	CLAYFIELD	133.6
9	89	CLAYFIELD	111.1	1	SIMAC	95.1	1	SIMAC	133.1
10	48	TILLEY	110.9	26	WILTSCHEGG	93.7	55	FUTTER	131.8
11	110	PYETT	106.5	17	BLETSOE-BROWN	93.5	50	BASON	129.5
12	81	STOKES	106.1	74	HARRISON	92.3	48	TILLEY	128.0
13	27	BULLOCK	106.0	81	STOKES	91.5	110	PYETT	126.1
14	26	WILTSCHEGG	105.6	27	BULLOCK	91.0	81	STOKES	125.9
15	55	FUTTER	105.5	55	FUTTER	89.0	27	BULLOCK	125.4
16	50	BASON	105.1	110	PYETT	88.7	194	FRIEDL	123.3
17	194	FRIEDL	103.7	46	HUEZ	87.3	26	WILTSCHEGG	123.1
18	46	HUEZ	102.4	50	BASON	86.9	46	HUEZ	120.4
19	12	WELLER	92.1	12	WELLER	79.2	12	WELLER	108.5

Weather / Track : Sunny / Dry

Brands Hatch GP: 2.4332 miles
Date: 09/07/2022 Start: 15:39 Finish: 15:59

Results can be found at www.tsl-timing.com

Printed - 16:08 Saturday, 09 July 2022

HSCC Historic Formula 2 Championship

RACE 3 - STATISTICS

Competitors Started	19
Planned Start	2022-07-09 @ 15:10:00.000
Actual Start	2022-07-09 @ 15:39:06.118
Finish Time	2022-07-09 @ 15:59:19.239
Track Length	2.4332mi.
Total Laps	233
Total Distance Covered	566.9564mi.

Session Fastest Lap History

NO	CL	NAME	LAP TIME	TIME OF DAY	LAP	VEHICLE
34	D	**Martin STRETTON**	**1:31.642**	15:40:37.775	1	March 712
34	D	**Martin STRETTON**	**1:26.539**	15:42:04.317	2	March 712
34	D	**Martin STRETTON**	**1:26.032**	15:43:30.348	3	March 712
34	D	**Martin STRETTON**	**1:25.810**	15:44:56.158	4	March 712
78	D	**Matthew WRIGLEY**	**1:25.800**	15:47:50.134	6	March 782
9	D	**Matthew WATTS**	**1:25.441**	15:49:15.194	7	March 772

Session Leader History

NO	CL	NAME	FROM LAP	LAPS LED	DISTANCE	VEHICLE
34	D	**Martin STRETTON**	1	14	34.06 miles	March 712

Flag History

TYPE	TIME OF DAY
GREEN	15:39:06.118
FINISH	15:59:19.239

Flag Statistics

TYPE	COUNT	TOTAL LAPS	TOTAL TIME
Green	1	14	22:10.732
Red	0	0	0.000
Safety Car	0	0	0.000
FCY	0	0	0.000

Weather / Track : Sunny / Dry

Brands Hatch GP: 2.4332 miles
Date: 09/07/2022 Start: 15:39 Finish: 15:59

HSCC Historic Formula 2 Championship

RACE 3 - STATISTICS

CLASS : A

4 Starters

Fastest Lap History

NO	NAME	LAP TIME	TIME OF DAY	LAP	VEHICLE
1	**Robert SIMAC**	**1:40.397**	15:40:46.528	1	March 712M
1	**Robert SIMAC**	**1:32.576**	15:42:19.104	2	March 712M
1	**Robert SIMAC**	**1:31.836**	15:43:50.939	3	March 712M
1	**Robert SIMAC**	**1:31.433**	15:46:54.472	5	March 712M

Leader History

NO	NAME	FROM LAP	LAPS LED	DISTANCE	VEHICLE
1	**Robert SIMAC**	1	14	34.06 miles	March 712M

HSCC Historic Formula 2 Championship

RACE 3 - STATISTICS

CLASS : E

1 Starters

Fastest Lap History

NO	NAME	LAP TIME	TIME OF DAY	LAP	VEHICLE
12	**Steve WELLER**	**2:06.073**	15:41:12.216	1	Elfin 600B
12	**Steve WELLER**	**1:48.710**	15:43:00.927	2	Elfin 600B

Leader History

NO	NAME	FROM LAP	LAPS LED	DISTANCE	VEHICLE
12	**Steve WELLER**	1	4	9.73 miles	Elfin 600B

HSCC Historic Formula 2 Championship

RACE 3 - STATISTICS

CLASS : D

9 Starters

Fastest Lap History

NO	NAME	LAP TIME	TIME OF DAY	LAP	VEHICLE
34	**Martin STRETTON**	**1:31.642**	15:40:37.775	1	March 712
34	**Martin STRETTON**	**1:26.539**	15:42:04.317	2	March 712
34	**Martin STRETTON**	**1:26.032**	15:43:30.348	3	March 712
34	**Martin STRETTON**	**1:25.810**	15:44:56.158	4	March 712
78	**Matthew WRIGLEY**	**1:25.800**	15:47:50.134	6	March 782
9	**Matthew WATTS**	**1:25.441**	15:49:15.194	7	March 772

Leader History

NO	NAME	FROM LAP	LAPS LED	DISTANCE	VEHICLE
34	**Martin STRETTON**	1	14	34.06 miles	March 712

Weather / Track : Sunny / Dry

Brands Hatch GP: 2.4332 miles
Date: 09/07/2022 Start: 15:39 Finish: 15:59

HSCC Historic Formula 2 Championship

RACE 3 - STATISTICS

CLASS : C

1 Starters

Fastest Lap History

NO	NAME	LAP TIME	TIME OF DAY	LAP	VEHICLE
26	**Roland WILTSCHEGG**	**1:51.674**	15:40:57.793	1	Chevron B39
26	**Roland WILTSCHEGG**	**1:35.819**	15:42:33.625	2	Chevron B39
26	**Roland WILTSCHEGG**	**1:35.624**	15:44:09.249	3	Chevron B39
26	**Roland WILTSCHEGG**	**1:35.193**	15:52:09.368	8	Chevron B39

Leader History

NO	NAME	FROM LAP	LAPS LED	DISTANCE	VEHICLE
26	**Roland WILTSCHEGG**	1	10	24.33 miles	Chevron B39

HSCC Historic Formula 2 Championship

RACE 3 - STATISTICS

CLASS : B

4 Starters

Fastest Lap History

NO	NAME	LAP TIME	TIME OF DAY	LAP	VEHICLE
48	**Benn TILLEY**	**1:34.508**	15:40:40.630	1	Modus M1
48	**Benn TILLEY**	**1:28.026**	15:42:08.657	2	Modus M1

Leader History

NO	NAME	FROM LAP	LAPS LED	DISTANCE	VEHICLE
48	**Benn TILLEY**	1	14	34.06 miles	Modus M1

Sheet No:	Issue Time:

HSCC Historic Formula 2 Championship

RACE 10 - GRID (25 minutes) - AMENDED

			20	68	James MURRAY
ROW 10	19	12	Steve WELLER		
			18	89	Daniel CLAYFIELD
ROW 9	17	26	Roland WILTSCHEGG		
			16	78	Matthew WRIGLEY
ROW 8	15	81	Julian STOKES		
			14	46	Olivier HUEZ
ROW 7	13	55	Steve FUTTER		
			12	50	Paul BASON
ROW 6	11	110	Daniel PYETT		
			10	194	Martin FRIEDL
ROW 5	9	27	Martin BULLOCK		
			8	16	Greg AUDI
ROW 4	7	1	Robert SIMAC		
			6	74	John HARRISON
ROW 3	5	17	Michael BLETSOE-BROWN		
			4	94	Martin WOOD
ROW 2	3	48	Benn TILLEY		
			2	9	Matthew WATTS
ROW 1	1	34	Martin STRETTON		
		Pole			

Car 68 allowed to start from the back of the grid.

Brands Hatch GP: 2.4332 miles

These results are provisional until the conclusion of any judicial and technical matters.

Clerk Of Course : Julian Floyd	Stewards :	Timekeeper : Nick Palmer

Results can be found at www.tsl-timing.com

Printed - 11:51 Sunday, 10 July 2022

Sheet No:	Issue Time:

HSCC Historic Formula 2 Championship

RACE 10 - GRID (25 minutes)

ROW 10	19	12	Steve WELLER		
				18	89	Daniel CLAYFIELD
ROW 9	17	26	Roland WILTSCHEGG		
				16	78	Matthew WRIGLEY
ROW 8	15	81	Julian STOKES		
				14	46	Olivier HUEZ
ROW 7	13	55	Steve FUTTER		
				12	50	Paul BASON
ROW 6	11	110	Daniel PYETT		
				10	194	Martin FRIEDL
ROW 5	9	27	Martin BULLOCK		
				8	16	Greg AUDI
ROW 4	7	1	Robert SIMAC		
				6	74	John HARRISON
ROW 3	5	17	Michael BLETSOE-BROWN		
				4	94	Martin WOOD
ROW 2	3	48	Benn TILLEY		
				2	9	Matthew WATTS
ROW 1	1	34	Martin STRETTON		
			Pole		

Cars 42 & 88 - Withdrawn.

Brands Hatch GP: 2.4332 miles

These results are provisional until the conclusion of any judicial and technical matters.

Clerk Of Course : Julian Floyd	Stewards :	Timekeeper : Nick Palmer

Sheet No:	Issue Time:

HSCC Historic Formula 2 Championship

RACE 10 - CLASSIFICATION

POS	NO	CL	PIC	NAME	ENTRY	LAPS	TIME	GAP	DIFF	MPH	BEST	ON
1	**34**	D	1	Martin STRETTON	March 712	**18**	26:16.594			100.01	**1:26.278**	13
2	**78**	D	2	Matthew WRIGLEY	March 782	**18**	26:16.855	**0.261**	0.261	99.99	**1:25.823**	10
3	**48**	B	1	Benn TILLEY	Modus M1	**18**	26:53.713	**37.119**	36.858	97.71	**1:28.514**	12
4	**94**	D	3	Martin WOOD	March 782	**18**	27:11.952	**55.358**	18.239	96.61	**1:28.851**	9
5	**17**	D	4	Michael BLETSOE-BROWN	Chevron B27	**18**	27:13.494	**56.900**	1.542	96.52	**1:29.205**	17
6	**1**	A	1	Robert SIMAC	March 712M	**18**	27:41.578	**1:24.984**	28.084	94.89	**1:30.329**	9
7	**194**	B	2	Martin FRIEDL	Brabham BT40	**17**	26:47.594	**1 Lap**	1 Lap	92.63	**1:32.489**	12
8	**26**	C	1	Roland WILTSCHEGG	Chevron B39	**17**	27:00.568	**1 Lap**	12.974	91.89	**1:33.254**	9
9	**50**	A	2	Paul BASON	March 712	**17**	27:25.223	**1 Lap**	24.655	90.51	**1:34.251**	7
10	**74**	D	5	John HARRISON	March 742	**17**	27:27.574	**1 Lap**	2.351	90.38	**1:30.446**	7
11	**55**	D	6	Steve FUTTER	Ralt RT1	**16**	26:34.145	**2 Laps**	1 Lap	87.92	**1:37.125**	16
12	**46**	B	3	Olivier HUEZ	March 722	**16**	27:19.272	**2 Laps**	45.127	85.49	**1:37.180**	5
13	**12**	E	1	Steve WELLER	Elfin 600B	**14**	26:58.680	**4 Laps**	2 Laps	75.76	**1:51.078**	12
					NOT CLASSIFIED							
DNF	**68**	D		James MURRAY	Chevron B25	**17**	25:34.953	**1 Lap**	0.000	97.01	**1:27.781**	4
DNF	**27**	B		Martin BULLOCK	March 722	**13**	20:25.903	**5 Laps**	4 Laps	92.89	**1:32.202**	12
DNF	**81**	A		Julian STOKES	Tecno F2	**7**	11:20.910	**11 Laps**	6 Laps	90.05	**1:34.495**	6
DNF	**9**	D		Matthew WATTS	March 772	**5**	7:20.645	**13 Laps**	2 Laps	99.39	**1:26.721**	4
DNF	**110**	A		Daniel PYETT	Tecno F2	**3**	5:00.372	**15 Laps**	2 Laps	87.48	**1:35.937**	2
DNF	**89**	D		Daniel CLAYFIELD	March 782	**2**	3:18.751	**16 Laps**	1 Lap	88.14	**1:33.744**	2
					NOT STARTED							
NS	**16**	D		Greg AUDI	Ralt RT1							

FASTEST LAP

78	D	Matthew WRIGLEY	March 782	**10**	1:25.823	102.06 mph	164.26 kph
48	B	Benn TILLEY	Modus M1	**12**	1:28.514	98.96 mph	159.26 kph
1	A	Robert SIMAC	March 712M	**9**	1:30.329	96.97 mph	156.06 kph
26	C	Roland WILTSCHEGG	Chevron B39	**9**	1:33.254	93.93 mph	151.17 kph
12	E	Steve WELLER	Elfin 600B	**12**	1:51.078	78.86 mph	126.91 kph

Race Distance: 18 Laps / 43.79 miles
Brands Hatch GP: 2.4332 miles
Date: 10/07/2022 Start: 13:00 Finish: 13:26

Weather / Track : Sunny / Dry
These results are provisional until the conclusion of any judicial and technical matters.

Clerk Of Course : Julian Floyd	Stewards :	Timekeeper : Nick Palmer

HSCC Historic Formula 2 Championship

RACE 10 - LAP CHART

LAP 1		@ 13:02:06.081
NO	BEHIND	LAP TIME
9		1:32.272
34	0.981	1:33.253
48	2.458	1:34.730
17	6.216	1:38.488
94	6.273	1:38.545
78	8.844	1:41.116
1	9.341	1:41.613
74	10.290	1:42.562
27	12.000	1:44.272
89	12.735	1:45.007
68	13.686	1:45.958
194	14.025	1:46.297
110	14.902	1:47.174
81	15.072	1:47.344
26	15.814	1:48.086
50	16.925	1:49.197
55	17.883	1:50.155
46	19.998	1:52.270
12	31.539	2:03.811

LAP 2		@ 13:03:33.854
NO	BEHIND	LAP TIME
9		1:27.773
34	0.785	1:27.577
48	4.031	1:29.346
78	9.805	1:28.734
17	10.527	1:32.084
94	11.824	1:33.324
1	14.294	1:32.726
74	15.433	1:32.916
68	16.149	1:30.236
27	18.190	1:33.963
89	18.706	1:33.744
194	21.188	1:34.936
110	23.066	1:35.937
81	23.456	1:36.157
26	23.748	1:35.707
50	25.072	1:35.920
55	27.931	1:37.821
46	31.184	1:38.959
12	55.911	1:52.145

LAP 3		@ 13:05:00.915
NO	BEHIND	LAP TIME
9		1:27.061
34	0.740	1:27.016
48	6.083	1:29.113
78	9.391	1:26.647
17	13.750	1:30.284
94	16.989	1:32.226
1	19.384	1:32.151
68	19.403	1:30.315
74	20.799	1:32.427
27	24.709	1:33.580
194	28.655	1:34.528
110	33.266	1:37.261
81	33.437	1:37.042
26	33.744	1:37.057
50	34.681	1:36.670
55	37.999	1:37.129
46	41.690	1:37.567
12	1:21.218	1:52.368

LAP 4		@ 13:06:27.636
NO	BEHIND	LAP TIME
9		1:26.721
34	0.981	1:26.962
48	8.709	1:29.347
78	9.491	1:26.821
17	18.493	1:31.464
68	20.463	1:27.781
94	22.191	1:31.923
1	24.463	1:31.800
74	25.334	1:31.256
27	31.469	1:33.481
194	36.898	1:34.964
81	43.067	1:36.351
26	43.950	1:36.927
50	45.629	1:37.669
55	50.643	1:39.365
46	52.443	1:37.474

LAP 5		@ 13:07:54.454
NO	BEHIND	LAP TIME
9		1:26.818
34	0.749	1:26.586
78	10.540	1:27.867
48	12.293	1:30.402
68	22.034	1:28.389
17	23.595	1:31.920
94	26.488	1:31.115
12	1 Lap	1:59.031
1	29.248	1:31.603
74	29.943	1:31.427
27	38.097	1:33.446
194	43.993	1:33.913
81	51.211	1:34.962
26	51.687	1:34.555
50	53.807	1:34.996
55	1:01.501	1:37.676
46	1:02.805	1:37.180

Weather / Track : Sunny / Dry

Brands Hatch GP: 2.4332 miles
Date: 10/07/2022 Start: 13:00 Finish: 13:26

HSCC Historic Formula 2 Championship

RACE 10 - LAP CHART

LAP 6		@ 13:09:22.434
NO	BEHIND	LAP TIME
34		1:27.231
78	9.381	1:26.821
48	13.340	1:29.027
68	22.432	1:28.378
17	25.635	1:30.020
94	29.295	1:30.787
1	32.758	1:31.490
74	33.796	1:31.833
27	45.706	1:35.589
194	50.619	1:34.606
12	1 Lap	1:55.919
81	57.726	1:34.495
26	58.412	1:34.705
50	1:00.313	1:34.486
55	1:11.264	1:37.743
46	1:12.229	1:37.404

LAP 7		@ 13:10:51.025
NO	BEHIND	LAP TIME
34		1:28.591
78	6.891	1:26.101
48	13.523	1:28.774
68	21.830	1:27.989
17	26.650	1:29.606
94	31.039	1:30.335
1	34.928	1:30.761
74	35.651	1:30.446
27	51.020	1:33.905
194	55.918	1:33.890
81	1:03.694	1:34.559
26	1:04.921	1:35.100
50	1:05.973	1:34.251
55	1:21.820	1:39.147
46	1:23.327	1:39.689
12	1 Lap	2:01.760

LAP 8		@ 13:12:20.191
NO	BEHIND	LAP TIME
34		1:29.166
78	4.392	1:26.667
48	12.966	1:28.609
68	22.251	1:29.587
17	27.163	1:29.679
94	31.439	1:29.566
1	36.388	1:30.626
74	37.284	1:30.799
27	55.931	1:34.077
194	1:00.470	1:33.718
26	1:09.387	1:33.632
50	1:11.760	1:34.953

LAP 9		@ 13:13:49.719
NO	BEHIND	LAP TIME
34		1:29.528
78	2.333	1:27.469
55	1 Lap	1:41.712
46	1 Lap	1:40.857
48	12.488	1:29.050
68	21.641	1:28.918
12	2 Laps	1:55.902
17	26.887	1:29.252
94	30.762	1:28.851
1	37.189	1:30.329
74	38.329	1:30.573
27	59.483	1:33.080
194	1:04.037	1:33.095
26	1:13.113	1:33.254
50	1:16.889	1:34.657

LAP 10		@ 13:15:16.832
NO	BEHIND	LAP TIME
34		1:27.113
78	1.043	1:25.823
48	15.406	1:30.031
55	1 Lap	1:38.796
46	1 Lap	1:39.599
68	22.902	1:28.374
17	29.105	1:29.331
94	33.272	1:29.623
1	41.691	1:31.615
12	2 Laps	1:53.618
27	1:05.242	1:32.872
194	1:10.199	1:33.275
26	1:20.488	1:34.488
50	1:24.376	1:34.600

Weather / Track : Sunny / Dry

Brands Hatch GP: 2.4332 miles
Date: 10/07/2022 Start: 13:00 Finish: 13:26

HSCC Historic Formula 2 Championship

RACE 10 - LAP CHART

LAP 11		@ 13:16:43.644
NO	BEHIND	LAP TIME
34		1:26.812
78	0.522	1:26.291
48	17.779	1:29.185
74	1 Lap	2:42.508
68	27.084	1:30.994
55	1 Lap	1:39.836
46	1 Lap	1:39.387
17	31.612	1:29.319
94	35.526	1:29.066
1	46.794	1:31.915
27	1:11.494	1:33.064
194	1:16.579	1:33.192
12	2 Laps	1:56.688

LAP 12		@ 13:18:10.489
NO	BEHIND	LAP TIME
34		1:26.845
78	0.388	1:26.711
26	1 Lap	1:33.688
50	1 Lap	1:36.618
48	19.448	1:28.514
68	29.965	1:29.726
74	1 Lap	1:33.558
17	36.462	1:31.695
94	38.122	1:29.441
46	1 Lap	1:40.919
55	1 Lap	1:42.196
1	51.655	1:31.706
27	1:16.851	1:32.202
194	1:22.223	1:32.489

LAP 13		@ 13:19:36.767
NO	BEHIND	LAP TIME
34		1:26.278
78	0.496	1:26.386
26	1 Lap	1:34.474
50	1 Lap	1:37.492
48	21.758	1:28.588
12	3 Laps	1:57.716
68	33.471	1:29.784
17	40.338	1:30.154
94	40.913	1:29.069
74	1 Lap	1:35.191
46	1 Lap	1:38.660
1	57.940	1:32.563
55	1 Lap	1:40.675
27	1:22.945	1:32.372

LAP 14		@ 13:21:03.454
NO	BEHIND	LAP TIME
34		1:26.687
78	0.190	1:26.381
194	1 Lap	1:33.950
26	1 Lap	1:33.360
48	23.933	1:28.862
50	1 Lap	1:36.367
68	37.312	1:30.528
17	43.844	1:30.193
94	44.221	1:29.995
74	1 Lap	1:33.269
12	3 Laps	1:54.765
1	1:03.384	1:32.131
46	1 Lap	1:38.737
55	1 Lap	1:38.271

LAP 15		@ 13:22:30.148
NO	BEHIND	LAP TIME
34		1:26.694
78	0.289	1:26.793
194	1 Lap	1:33.199
26	1 Lap	1:34.406
48	26.008	1:28.769
50	1 Lap	1:35.693
68	39.920	1:29.302
94	46.638	1:29.111
17	47.126	1:29.976
74	1 Lap	1:31.612
1	1:08.959	1:32.269
12	3 Laps	1:51.078
55	1 Lap	1:38.655

Weather / Track : Sunny / Dry

Brands Hatch GP: 2.4332 miles
Date: 10/07/2022 Start: 13:00 Finish: 13:26

HSCC Historic Formula 2 Championship

RACE 10 - LAP CHART

LAP 16	@ 13:23:56.761	
NO	BEHIND	LAP TIME
34		1:26.613
78	0.337	1:26.661
46	2 Laps	1:54.645
194	1 Lap	1:33.283
48	29.556	1:30.161
26	1 Lap	1:33.519
68	43.141	1:29.834
50	1 Lap	1:35.752
94	49.785	1:29.760
17	50.048	1:29.535
74	1 Lap	1:31.992
1	1:14.225	1:31.879

LAP 17	@ 13:25:23.754	
NO	BEHIND	LAP TIME
34		1:26.993
78	0.904	1:27.560
55	2 Laps	1:37.843
12	4 Laps	1:51.860
194	1 Lap	1:34.372
48	33.832	1:31.269
26	1 Lap	1:33.504
46	2 Laps	1:56.448
68	45.008	1:28.860
94	51.767	1:28.975
17	52.260	1:29.205
50	1 Lap	1:37.045
74	1 Lap	1:31.423
1	1:19.064	1:31.832

LAP 18	@ 13:26:50.403	
NO	BEHIND	LAP TIME
34		1:26.649
78	0.261	1:26.006
55	2 Laps	1:37.125
194	1 Lap	1:33.887
48	37.119	1:29.936
12	4 Laps	1:52.019
26	1 Lap	1:34.106
94	55.358	1:30.240
17	56.900	1:31.289
46	2 Laps	1:49.477
50	1 Lap	1:38.857
74	1 Lap	1:33.782
1	1:24.984	1:32.569

Weather / Track : Sunny / Dry

Brands Hatch GP: 2.4332 miles
Date: 10/07/2022 Start: 13:00 Finish: 13:26

HSCC Historic Formula 2 Championship

RACE 10 - SECTOR ANALYSIS

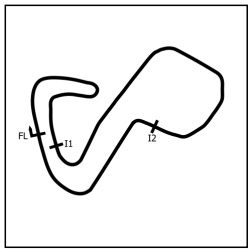

SECTOR 1 = FL to I1, SECTOR 2 = I1 to I2, SECTOR 3 = I2 to FL, DIFF = Difference To Personal Best Lap, P = Crossed Finish Line in Pit Lane, D = Time Disallowed

P1 34 D Martin STRETTON March 712

IDEAL LAP TIME : 1:26.142 BEST LAP TIME : 1:26.278 DIFFERENCE : 0.136

LAP	SECTOR 1		SECTOR 2		SECTOR 3		LAP TIME		MPH	DIFF	TIME OF DAY
1 -		109.2	38.982	100.4	21.211	136.1	1:33.253		93.93	6.975	13:02:07.062
2 -	27.719	116.9	39.082	99.4	20.776	138.6	1:27.577		100.02	1.299	13:03:34.639
3 -	27.598	114.5	38.599	98.1	20.819	138.0	1:27.016		100.66	0.738	13:05:01.655
4 -	27.587	111.4	38.699	97.6	20.676	138.3	1:26.962		100.73	0.684	13:06:28.617
5 -	27.657	115.9	38.350	101.9	20.579	138.3	1:26.586	**(2)**	101.16	0.308	13:07:55.203
6 -	***27.334***	114.3	38.488	102.6	21.409	135.0	1:27.231		100.42	0.953	13:09:22.434
7 -	27.903	114.1	39.445	100.7	21.243	136.3	1:28.591		98.87	2.313	13:10:51.025
8 -	28.077	115.1	39.510	97.2	21.579	137.2	1:29.166		98.24	2.888	13:12:20.191
9 -	28.144	114.1	40.299	96.9	21.085	136.3	1:29.528		97.84	3.250	13:13:49.719
10 -	27.701	115.7	38.674	98.5	20.738	138.9	1:27.113		100.55	0.835	13:15:16.832
11 -	27.583	115.7	38.602	100.4	20.627	138.9	1:26.812		100.90	0.534	13:16:43.644
12 -	27.646	114.7	38.546	102.2	20.653	139.5	1:26.845		100.86	0.567	13:18:10.489
13 -	27.405	116.9	38.355	101.3	***20.518***	138.3	***1:26.278***	**(1)**	***101.53***		***13:19:36.767***
14 -	27.433	116.3	38.649	99.2	20.605	138.6	1:26.687		101.05	0.409	13:21:03.454
15 -	27.756	114.3	***38.290***	100.1	20.648	138.9	1:26.694		101.04	0.416	13:22:30.148
16 -	27.428	***117.1***	38.399	96.6	20.786	***139.8***	1:26.613	**(3)**	101.13	0.335	13:23:56.761
17 -	27.549	112.2	38.722	***104.2***	20.722	138.9	1:26.993		100.69	0.715	13:25:23.754
18 -	27.571	116.9	38.374	101.8	20.704	138.3	1:26.649		101.09	0.371	13:26:50.403

P2 78 D Matthew WRIGLEY March 782

IDEAL LAP TIME : 1:25.797 BEST LAP TIME : 1:25.823 DIFFERENCE : 0.026

LAP	SECTOR 1		SECTOR 2		SECTOR 3		LAP TIME		MPH	DIFF	TIME OF DAY
1 -		110.3	41.062	88.4	21.543	135.2	1:41.116		86.63	15.293	13:02:14.925
2 -	27.882	114.7	39.485	94.3	21.367	135.2	1:28.734		98.72	2.911	13:03:43.659
3 -	27.485	114.3	38.544	101.2	20.618	136.6	1:26.647		101.09	0.824	13:05:10.306
4 -	27.383	114.3	38.769	100.1	20.669	136.3	1:26.821		100.89	0.998	13:06:37.127
5 -	27.646	114.1	39.417	101.0	20.804	135.8	1:27.867		99.69	2.044	13:08:04.994
6 -	27.688	113.1	38.445	97.9	20.688	135.2	1:26.821		100.89	0.998	13:09:31.815
7 -	27.401	115.1	38.119	100.9	20.581	135.5	1:26.101	**(3)**	101.73	0.278	13:10:57.916
8 -	27.657	112.0	38.271	103.4	20.739	135.8	1:26.667		101.07	0.844	13:12:24.583
9 -	27.576	114.3	38.533	93.4	21.360	135.5	1:27.469		100.14	1.646	13:13:52.052
10 -	***27.269***	***116.1***	***38.065***	101.6	20.489	137.2	***1:25.823***	**(1)**	***102.06***		***13:15:17.875***
11 -	27.473	114.3	38.163	103.2	20.655	137.2	1:26.291		101.51	0.468	13:16:44.166
12 -	27.558	114.5	38.441	99.4	20.712	138.0	1:26.711		101.02	0.888	13:18:10.877
13 -	27.527	115.1	38.262	102.1	20.597	137.5	1:26.386		101.40	0.563	13:19:37.263
14 -	27.318	115.9	38.550	100.6	20.513	***138.6***	1:26.381		101.40	0.558	13:21:03.644
15 -	28.015	112.0	38.179	98.8	20.599	137.7	1:26.793		100.92	0.970	13:22:30.437
16 -	27.517	115.7	38.253	93.9	20.891	137.7	1:26.661		101.08	0.838	13:23:57.098
17 -	27.671	113.7	39.253	103.8	20.636	136.1	1:27.560		100.04	1.737	13:25:24.658
18 -	27.424	115.1	38.119	***104.3***	***20.463***	136.6	1:26.006	**(2)**	101.85	0.183	13:26:50.664

Weather / Track : Sunny / Dry

Brands Hatch GP: 2.4332 miles
Date: 10/07/2022 Start: 13:00 Finish: 13:26

HSCC Historic Formula 2 Championship

RACE 10 - SECTOR ANALYSIS

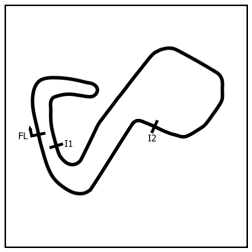

SECTOR 1 = FL to I1, SECTOR 2 = I1 to I2, SECTOR 3 = I2 to FL, DIFF = Difference To Personal Best Lap, P = Crossed Finish Line in Pit Lane, D = Time Disallowed

P3 48 B Benn TILLEY Modus M1

IDEAL LAP TIME : 1:28.403 BEST LAP TIME : 1:28.514 DIFFERENCE : 0.111

LAP	SECTOR 1		SECTOR 2		SECTOR 3		LAP TIME		MPH	DIFF	TIME OF DAY
1 -		107.8	39.653	95.1	21.523	128.0	1:34.730		92.47	6.216	13:02:08.539
2 -	28.364	109.4	39.511	95.3	21.471	127.5	1:29.346		98.04	0.832	13:03:37.885
3 -	28.116	108.9	39.534	97.1	21.463	127.0	1:29.113		98.30	0.599	13:05:06.998
4 -	28.128	107.0	39.853	98.6	21.366	127.8	1:29.347		98.04	0.833	13:06:36.345
5 -	28.268	108.5	40.767	97.9	21.367	128.0	1:30.402		96.89	1.888	13:08:06.747
6 -	28.229	108.9	39.583	97.9	21.215	127.8	1:29.027		98.39	0.513	13:09:35.774
7 -	28.214	109.2	39.301	101.3	21.259	127.5	1:28.774		98.67	0.260	13:11:04.548
8 -	***27.999***	109.4	39.293	***104.2***	21.317	128.0	1:28.609	**(3)**	98.85	0.095	13:12:33.157
9 -	28.022	109.4	39.744	99.4	21.284	127.5	1:29.050		98.36	0.536	13:14:02.207
10 -	28.050	109.8	40.164	85.0	21.817	***128.5***	1:30.031		97.29	1.517	13:15:32.238
11 -	28.140	108.2	39.846	97.9	21.199	***128.5***	1:29.185		98.22	0.671	13:17:01.423
12 -	28.110	108.5	***39.263***	98.9	***21.141***	***128.5***	***1:28.514***	**(1)**	***98.96***		***13:18:29.937***
13 -	28.084	108.7	39.280	97.2	21.224	127.8	1:28.588	**(2)**	98.88	0.074	13:19:58.525
14 -	28.023	108.5	39.693	100.7	21.146	127.5	1:28.862		98.57	0.348	13:21:27.387
15 -	28.107	109.2	39.341	98.6	21.321	127.5	1:28.769		98.68	0.255	13:22:56.156
16 -	28.089	109.6	40.411	87.9	21.661	126.6	1:30.161		97.15	1.647	13:24:26.317
17 -	28.262	***110.3***	41.620	91.9	21.387	128.3	1:31.269		95.97	2.755	13:25:57.586
18 -	28.097	108.7	39.714	73.4	22.125	126.8	1:29.936		97.40	1.422	13:27:27.522

P4 94 D Martin WOOD March 782

IDEAL LAP TIME : 1:28.388 BEST LAP TIME : 1:28.851 DIFFERENCE : 0.463

LAP	SECTOR 1		SECTOR 2		SECTOR 3		LAP TIME		MPH	DIFF	TIME OF DAY
1 -		108.2	41.509	88.0	22.591	129.0	1:38.545		88.89	9.694	13:02:12.354
2 -	29.651	106.8	41.645	85.7	22.028	132.6	1:33.324		93.86	4.473	13:03:45.678
3 -	28.629	110.1	41.497	85.9	22.100	132.3	1:32.226		94.98	3.375	13:05:17.904
4 -	28.443	111.1	41.564	86.1	21.916	132.1	1:31.923		95.29	3.072	13:06:49.827
5 -	28.263	***112.7***	41.077	92.4	21.775	134.2	1:31.115		96.14	2.264	13:08:20.942
6 -	28.419	111.2	40.518	86.9	21.850	131.8	1:30.787		96.48	1.936	13:09:51.729
7 -	28.173	112.5	40.555	88.8	21.607	133.1	1:30.335		96.97	1.484	13:11:22.064
8 -	28.188	111.4	39.969	86.9	21.409	133.4	1:29.566		97.80	0.715	13:12:51.630
9 -	27.796	112.0	39.757	90.6	21.298	132.8	***1:28.851***	**(1)**	***98.59***		***13:14:20.481***
10 -	28.514	108.7	39.748	91.1	21.361	134.2	1:29.623		97.74	0.772	13:15:50.104
11 -	27.930	110.7	39.874	94.9	21.262	134.2	1:29.066	**(3)**	98.35	0.215	13:17:19.170
12 -	28.080	108.2	40.093	94.2	21.268	134.2	1:29.441		97.93	0.590	13:18:48.611
13 -	***27.618***	110.3	39.977	91.3	21.474	132.6	1:29.069		98.34	0.218	13:20:17.680
14 -	28.747	109.8	40.025	91.5	21.223	133.6	1:29.995		97.33	1.144	13:21:47.675
15 -	28.136	110.7	39.630	***95.7***	21.345	***134.7***	1:29.111		98.30	0.260	13:23:16.786
16 -	28.451	108.0	***39.553***	89.8	21.756	132.3	1:29.760		97.59	0.909	13:24:46.546
17 -	28.165	109.6	39.593	95.5	***21.217***	***134.7***	1:28.975	**(2)**	98.45	0.124	13:26:15.521
18 -	28.384	108.0	40.520	94.6	21.336	130.5	1:30.240		97.07	1.389	13:27:45.761

HSCC Historic Formula 2 Championship

RACE 10 - SECTOR ANALYSIS

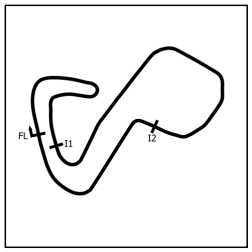

SECTOR 1 = FL to I1, SECTOR 2 = I1 to I2, SECTOR 3 = I2 to FL, DIFF = Difference To Personal Best Lap, P = Crossed Finish Line in Pit Lane, D = Time Disallowed

P5 17 D Michael BLETSOE-BROWN Chevron B27

IDEAL LAP TIME : 1:28.701 BEST LAP TIME : 1:29.205 DIFFERENCE : 0.504

LAP	SECTOR 1		SECTOR 2		SECTOR 3		LAP TIME	MPH	DIFF	TIME OF DAY
1 -		101.2	41.041	87.8	22.078	133.6	1:38.488	88.94	9.283	13:02:12.297
2 -	29.147	106.0	40.896	82.1	22.041	134.4	1:32.084	95.12	2.879	13:03:44.381
3 -	28.874	108.5	40.030	91.4	21.380	134.2	1:30.284	97.02	1.079	13:05:14.665
4 -	28.969	98.9	40.995	92.6	21.500	135.2	1:31.464	95.77	2.259	13:06:46.129
5 -	28.714	104.5	41.125	87.3	22.081	132.1	1:31.920	95.29	2.715	13:08:18.049
6 -	28.652	106.3	39.967	91.3	21.401	134.2	1:30.020	97.30	0.815	13:09:48.069
7 -	28.467	106.5	39.822	***95.7***	21.317	133.6	1:29.606	97.75	0.401	13:11:17.675
8 -	28.299	108.7	39.898	92.9	21.482	135.0	1:29.679	97.67	0.474	13:12:47.354
9 -	28.624	110.9	39.480	90.8	21.148	135.8	1:29.252 **(2)**	98.14	0.047	13:14:16.606
10 -	28.683	***112.7***	39.632	94.6	21.016	136.1	1:29.331	98.06	0.126	13:15:45.937
11 -	28.251	110.7	***39.461***	92.6	21.607	135.0	1:29.319 **(3)**	98.07	0.114	13:17:15.256
12 -	30.617	105.1	39.767	92.8	21.311	134.2	1:31.695	95.53	2.490	13:18:46.951
13 -	28.320	109.6	39.750	79.7	22.084	133.1	1:30.154	97.16	0.949	13:20:17.105
14 -	28.939	108.9	40.125	90.9	21.129	134.2	1:30.193	97.12	0.988	13:21:47.298
15 -	29.041	105.8	39.739	92.5	21.196	135.8	1:29.976	97.35	0.771	13:23:17.274
16 -	***28.249***	103.8	40.012	92.5	21.274	***136.3***	1:29.535	97.83	0.330	13:24:46.809
17 -	28.376	110.5	39.838	95.5	***20.991***	136.1	***1:29.205*** **(1)**	***98.19***		***13:26:16.014***
18 -	28.623	108.2	41.337	***95.7***	21.329	133.6	1:31.289	95.95	2.084	13:27:47.303

P6 1 A Robert SIMAC March 712M

IDEAL LAP TIME : 1:30.070 BEST LAP TIME : 1:30.329 DIFFERENCE : 0.259

LAP	SECTOR 1		SECTOR 2		SECTOR 3		LAP TIME	MPH	DIFF	TIME OF DAY
1 -		100.6	42.465	91.6	22.349	132.8	1:41.613	86.20	11.284	13:02:15.422
2 -	29.229	107.8	41.552	87.8	21.945	132.8	1:32.726	94.47	2.397	13:03:48.148
3 -	29.133	106.8	41.185	88.3	21.833	133.4	1:32.151	95.05	1.822	13:05:20.299
4 -	29.054	109.2	40.880	89.7	21.866	133.4	1:31.800	95.42	1.471	13:06:52.099
5 -	28.765	106.0	41.105	88.7	21.733	***134.2***	1:31.603	95.62	1.274	13:08:23.702
6 -	28.990	107.5	40.792	90.4	21.708	132.8	1:31.490	95.74	1.161	13:09:55.192
7 -	28.904	108.0	***40.310***	93.9	21.547	132.8	1:30.761 **(3)**	96.51	0.432	13:11:25.953
8 -	28.412	108.4	40.603	93.7	21.611	133.4	1:30.626 **(2)**	96.65	0.297	13:12:56.579
9 -	28.574	108.7	40.358	94.9	***21.397***	133.6	***1:30.329*** **(1)**	***96.97***		***13:14:26.908***
10 -	***28.363***	***109.6***	40.933	***98.2***	22.319	133.9	1:31.615	95.61	1.286	13:15:58.523
11 -	28.877	107.5	41.015	88.5	22.023	133.9	1:31.915	95.30	1.586	13:17:30.438
12 -	28.997	107.5	40.985	94.2	21.724	133.6	1:31.706	95.52	1.377	13:19:02.144
13 -	28.854	106.5	40.910	87.3	22.799	132.1	1:32.563	94.63	2.234	13:20:34.707
14 -	29.100	108.4	41.179	88.0	21.852	133.6	1:32.131	95.08	1.802	13:22:06.838
15 -	29.080	100.6	41.199	90.9	21.990	132.6	1:32.269	94.93	1.940	13:23:39.107
16 -	28.867	108.2	41.201	92.3	21.811	133.1	1:31.879	95.34	1.550	13:25:10.986
17 -	28.896	107.3	41.072	88.6	21.864	133.4	1:31.832	95.38	1.503	13:26:42.818
18 -	28.933	108.0	41.532	83.7	22.104	131.5	1:32.569	94.63	2.240	13:28:15.387

HSCC Historic Formula 2 Championship

RACE 10 - SECTOR ANALYSIS

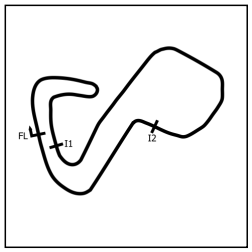

SECTOR 1 = FL to I1, SECTOR 2 = I1 to I2, SECTOR 3 = I2 to FL, DIFF = Difference To Personal Best Lap, P = Crossed Finish Line in Pit Lane, D = Time Disallowed

P7 194 B Martin FRIEDL Brabham BT40

IDEAL LAP TIME : 1:32.327 BEST LAP TIME : 1:32.489 DIFFERENCE : 0.162

LAP	SECTOR 1		SECTOR 2		SECTOR 3		LAP TIME		MPH	DIFF	TIME OF DAY
1 -		98.8	44.203	85.5	22.970	122.0	1:46.297		82.40	13.808	13:02:20.106
2 -	29.880	100.7	42.492	90.6	22.564	122.2	1:34.936		92.27	2.447	13:03:55.042
3 -	29.116	96.6	42.100	91.9	23.312	120.9	1:34.528		92.66	2.039	13:05:29.570
4 -	29.361	100.7	42.780	89.4	22.823	122.4	1:34.964		92.24	2.475	13:07:04.534
5 -	29.522	101.8	41.718	93.5	22.673	122.4	1:33.913		93.27	1.424	13:08:38.447
6 -	29.263	100.9	42.102	86.7	23.241	120.9	1:34.606		92.59	2.117	13:10:13.053
7 -	29.233	101.6	42.133	92.9	22.524	121.7	1:33.890		93.29	1.401	13:11:46.943
8 -	29.228	101.3	41.780	93.7	22.710	121.1	1:33.718		93.47	1.229	13:13:20.661
9 -	29.104	103.0	41.595	93.3	22.396	122.0	1:33.095	(2)	94.09	0.606	13:14:53.756
10 -	29.174	101.3	41.641	94.5	22.460	***122.6***	1:33.275		93.91	0.786	13:16:27.031
11 -	29.138	102.2	41.609	92.1	22.445	122.0	1:33.192	(3)	93.99	0.703	13:18:00.223
12 -	29.115	***104.2***	***41.124***	95.7	22.250	121.7	***1:32.489***	(1)	***94.71***		***13:19:32.712***
13 -	***28.956***	***104.2***	42.318	91.8	22.676	121.5	1:33.950		93.23	1.461	13:21:06.662
14 -	29.216	102.7	41.736	***97.5***	***22.247***	122.0	1:33.199		93.99	0.710	13:22:39.861
15 -	29.307	103.0	41.313	96.5	22.663	122.0	1:33.283		93.90	0.794	13:24:13.144
16 -	29.595	101.6	42.173	93.3	22.604	121.1	1:34.372		92.82	1.883	13:25:47.516
17 -	29.185	***104.2***	41.884	92.0	22.818	119.8	1:33.887		93.30	1.398	13:27:21.403

P8 26 C Roland WILTSCHEGG Chevron B39

IDEAL LAP TIME : 1:33.024 BEST LAP TIME : 1:33.254 DIFFERENCE : 0.230

LAP	SECTOR 1		SECTOR 2		SECTOR 3		LAP TIME		MPH	DIFF	TIME OF DAY
1 -		98.1	43.765	82.0	23.482	124.9	1:48.086		81.04	14.832	13:02:21.895
2 -	30.442	99.5	42.628	85.2	22.637	125.2	1:35.707		91.52	2.453	13:03:57.602
3 -	30.279	98.2	43.352	80.8	23.426	***126.1***	1:37.057		90.25	3.803	13:05:34.659
4 -	30.222	102.6	44.140	93.2	22.565	122.0	1:36.927		90.37	3.673	13:07:11.586
5 -	29.765	101.8	42.031	89.3	22.759	122.9	1:34.555		92.64	1.301	13:08:46.141
6 -	29.914	103.0	41.936	85.2	22.855	122.0	1:34.705		92.49	1.451	13:10:20.846
7 -	29.801	103.0	43.015	90.9	22.284	123.3	1:35.100		92.11	1.846	13:11:55.946
8 -	29.466	***104.3***	41.807	89.0	22.359	123.3	1:33.632		93.55	0.378	13:13:29.578
9 -	***29.265***	102.2	41.637	89.8	22.352	122.6	***1:33.254***	(1)	***93.93***		***13:15:02.832***
10 -	29.652	101.9	42.412	88.5	22.424	123.5	1:34.488		92.70	1.234	13:16:37.320
11 -	29.502	101.3	41.688	90.6	22.498	120.9	1:33.688		93.50	0.434	13:18:11.008
12 -	30.289	98.2	41.856	90.4	22.329	122.0	1:34.474		92.72	1.220	13:19:45.482
13 -	29.475	102.4	41.570	92.0	22.315	122.6	1:33.360	(2)	93.82	0.106	13:21:18.842
14 -	29.915	100.3	42.092	89.5	22.399	123.3	1:34.406		92.78	1.152	13:22:53.248
15 -	29.517	102.1	***41.514***	***93.4***	22.488	123.3	1:33.519		93.66	0.265	13:24:26.767
16 -	29.387	101.9	41.872	93.0	***22.245***	122.6	1:33.504	(3)	93.68	0.250	13:26:00.271
17 -	30.126	100.4	41.682	90.3	22.298	120.9	1:34.106		93.08	0.852	13:27:34.377

P9 50 A Paul BASON March 712

IDEAL LAP TIME : 1:33.869 BEST LAP TIME : 1:34.251 DIFFERENCE : 0.382

LAP	SECTOR 1		SECTOR 2		SECTOR 3		LAP TIME		MPH	DIFF	TIME OF DAY
1 -		88.1	44.666	80.6	23.068	130.3	1:49.197		80.22	14.946	13:02:23.006
2 -	30.524	99.8	42.566	83.9	22.830	129.8	1:35.920		91.32	1.669	13:03:58.926
3 -	30.320	96.5	43.296	80.0	23.054	***130.8***	1:36.670		90.61	2.419	13:05:35.596
4 -	30.989	90.5	44.016	86.4	22.664	130.0	1:37.669		89.68	3.418	13:07:13.265
5 -	30.050	99.1	42.236	88.1	22.710	129.5	1:34.996		92.21	0.745	13:08:48.261
6 -	30.142	99.5	41.955	***88.5***	22.389	***130.8***	1:34.486	(2)	92.71	0.235	13:10:22.747
7 -	29.820	102.2	***41.819***	87.6	22.612	130.0	***1:34.251***	(1)	***92.94***		***13:11:56.998***
8 -	30.023	102.9	42.024	83.3	22.906	127.8	1:34.953		92.25	0.702	13:13:31.951
9 -	30.263	103.4	42.063	84.0	***22.331***	***130.8***	1:34.657		92.54	0.406	13:15:06.608
10 -	***29.719***	***103.5***	42.244	84.0	22.637	***130.8***	1:34.600	(3)	92.59	0.349	13:16:41.208
11 -	30.792	84.5	43.064	83.0	22.762	***130.8***	1:36.618		90.66	2.367	13:18:17.826
12 -	30.205	101.3	44.641	83.1	22.646	128.5	1:37.492		89.85	3.241	13:19:55.318
13 -	30.193	99.5	43.553	82.7	22.621	130.0	1:36.367		90.90	2.116	13:21:31.685
14 -	30.295	102.1	42.712	85.7	22.686	129.0	1:35.693		91.54	1.442	13:23:07.378
15 -	30.208	98.2	43.083	84.0	22.461	130.3	1:35.752		91.48	1.501	13:24:43.130
16 -	30.301	97.1	44.081	83.9	22.663	130.5	1:37.045		90.26	2.794	13:26:20.175
17 -	30.280	99.2	46.003	81.6	22.574	127.3	1:38.857		88.61	4.606	13:27:59.032

Weather / Track : Sunny / Dry

Brands Hatch GP: 2.4332 miles
Date: 10/07/2022 Start: 13:00 Finish: 13:26

HSCC Historic Formula 2 Championship

RACE 10 - SECTOR ANALYSIS

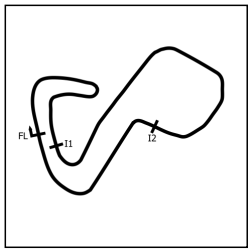

SECTOR 1 = FL to I1, SECTOR 2 = I1 to I2, SECTOR 3 = I2 to FL, DIFF = Difference To Personal Best Lap, P = Crossed Finish Line in Pit Lane, D = Time Disallowed

P10 74 D John HARRISON March 742

IDEAL LAP TIME : 1:30.263 BEST LAP TIME : 1:30.446 DIFFERENCE : 0.183

LAP	SECTOR 1		SECTOR 2		SECTOR 3		LAP TIME	MPH	DIFF	TIME OF DAY
1 -		102.6	42.891	82.0	22.075	135.5	1:42.562	85.40	12.116	13:02:16.371
2 -	29.383	105.6	41.361	85.8	22.172	135.5	1:32.916	94.27	2.470	13:03:49.287
3 -	28.962	108.2	41.495	84.8	21.970	135.2	1:32.427	94.77	1.981	13:05:21.714
4 -	29.047	108.4	40.467	90.4	21.742	***135.8***	1:31.256	95.99	0.810	13:06:52.970
5 -	28.921	108.7	40.751	90.8	21.755	135.0	1:31.427	95.81	0.981	13:08:24.397
6 -	28.848	103.8	41.287	87.8	21.698	***135.8***	1:31.833	95.38	1.387	13:09:56.230
7 -	28.846	109.2	***40.121***	89.7	***21.479***	135.5	***1:30.446*** **(1)**	***96.85***		***13:11:26.676***
8 -	28.840	***109.4***	40.289	***91.4***	21.670	134.7	1:30.799 **(3)**	96.47	0.353	13:12:57.475
9 -	28.738	105.6	40.275	89.2	21.560	134.7	1:30.573 **(2)**	96.71	0.127	13:14:28.048
10 -	28.717	108.5	1:49.402	77.3	24.389	123.8	2:42.508	53.90	1:12.062	13:17:10.556
11 -	30.573	105.3	40.858	82.0	22.127	133.4	1:33.558	93.63	3.112	13:18:44.114
12 -	29.053	105.8	41.539	78.9	24.599	127.5	1:35.191	92.02	4.745	13:20:19.305
13 -	29.402	108.5	41.478	82.2	22.389	133.9	1:33.269	93.92	2.823	13:21:52.574
14 -	***28.663***	100.6	41.121	88.7	21.828	133.6	1:31.612	95.61	1.166	13:23:24.186
15 -	29.185	***109.4***	40.964	86.9	21.843	131.0	1:31.992	95.22	1.546	13:24:56.178
16 -	28.963	***109.4***	40.621	88.6	21.839	134.2	1:31.423	95.81	0.977	13:26:27.601
17 -	29.419	105.1	42.051	77.5	22.312	128.5	1:33.782	93.40	3.336	13:28:01.383

P11 55 D Steve FUTTER Ralt RT1

IDEAL LAP TIME : 1:36.433 BEST LAP TIME : 1:37.125 DIFFERENCE : 0.692

LAP	SECTOR 1		SECTOR 2		SECTOR 3		LAP TIME	MPH	DIFF	TIME OF DAY
1 -		91.0	44.876	86.8	22.975	130.5	1:50.155	79.52	13.030	13:02:23.964
2 -	31.076	***102.7***	43.785	81.8	22.960	***133.1***	1:37.821	89.54	0.696	13:04:01.785
3 -	***30.519***	97.1	43.248	***88.5***	23.362	131.3	1:37.129 **(2)**	90.18	0.004	13:05:38.914
4 -	30.951	97.2	45.153	85.9	23.261	130.3	1:39.365	88.15	2.240	13:07:18.279
5 -	30.732	101.9	43.917	83.8	23.027	130.8	1:37.676 **(3)**	89.68	0.551	13:08:55.955
6 -	30.876	99.4	43.592	77.6	23.275	130.8	1:37.743	89.62	0.618	13:10:33.698
7 -	30.777	96.8	45.059	78.7	23.311	132.3	1:39.147	88.35	2.022	13:12:12.845
8 -	31.218	97.2	46.214	86.8	24.280	127.0	1:41.712	86.12	4.587	13:13:54.557
9 -	31.248	99.2	43.966	82.7	23.582	128.5	1:38.796	88.66	1.671	13:15:33.353
10 -	30.561	99.5	46.010	81.8	23.265	131.0	1:39.836	87.74	2.711	13:17:13.189
11 -	33.447	86.0	45.695	83.8	23.054	128.3	1:42.196	85.71	5.071	13:18:55.385
12 -	31.543	96.0	44.116	82.4	25.016	126.1	1:40.675	87.01	3.550	13:20:36.060
13 -	31.053	101.9	44.342	81.9	***22.876***	126.6	1:38.271	89.13	1.146	13:22:14.331
14 -	31.183	87.7	44.539	80.9	22.933	131.3	1:38.655	88.79	1.530	13:23:52.986
15 -	30.847	98.3	43.897	81.5	23.099	130.5	1:37.843	89.52	0.718	13:25:30.829
16 -	31.046	100.9	***43.038***	79.2	23.041	125.4	***1:37.125*** **(1)**	***90.19***		***13:27:07.954***

P12 46 B Olivier HUEZ March 722

IDEAL LAP TIME : 1:36.388 BEST LAP TIME : 1:37.180 DIFFERENCE : 0.792

LAP	SECTOR 1		SECTOR 2		SECTOR 3		LAP TIME	MPH	DIFF	TIME OF DAY
1 -		92.8	45.661	86.3	23.694	121.1	1:52.270	78.02	15.090	13:02:26.079
2 -	31.450	97.1	43.978	85.4	23.531	121.7	1:38.959	88.51	1.779	13:04:05.038
3 -	30.791	97.5	43.487	85.0	23.289	122.0	1:37.567	89.78	0.387	13:05:42.605
4 -	30.493	97.5	43.695	85.9	***23.286***	122.6	1:37.474 **(3)**	89.86	0.294	13:07:20.079
5 -	30.800	***101.5***	***42.959***	86.2	23.421	121.3	***1:37.180*** **(1)**	***90.14***		***13:08:57.259***
6 -	30.457	101.0	43.119	81.3	23.828	121.7	1:37.404 **(2)**	89.93	0.224	13:10:34.663
7 -	30.822	96.9	44.599	82.5	24.268	121.3	1:39.689	87.87	2.509	13:12:14.352
8 -	30.810	100.4	45.821	76.9	24.226	121.3	1:40.857	86.85	3.677	13:13:55.209
9 -	31.063	96.5	45.223	87.8	23.313	122.4	1:39.599	87.95	2.419	13:15:34.808
10 -	***30.143***	101.2	45.465	88.0	23.779	***122.9***	1:39.387	88.13	2.207	13:17:14.195
11 -	32.293	96.6	44.957	88.7	23.669	121.1	1:40.919	86.80	3.739	13:18:55.114
12 -	31.072	96.8	43.950	88.1	23.638	119.6	1:38.660	88.78	1.480	13:20:33.774
13 -	32.005	99.4	43.389	***89.7***	23.343	120.9	1:38.737	88.71	1.557	13:22:12.511
14 -	32.504	91.3	48.100	71.7	34.041	101.3	1:54.645	76.40	17.465	13:24:07.156
15 -	37.493	75.4	52.173	68.8	26.782	95.5	1:56.448	75.22	19.268	13:26:03.604
16 -	34.748	87.4	48.993	79.1	25.736	89.0	1:49.477	80.01	12.297	13:27:53.081

Weather / Track : Sunny / Dry

Brands Hatch GP: 2.4332 miles
Date: 10/07/2022 Start: 13:00 Finish: 13:26

HSCC Historic Formula 2 Championship

RACE 10 - SECTOR ANALYSIS

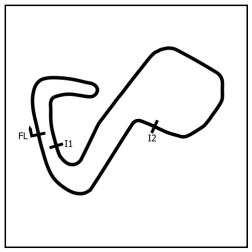

SECTOR 1 = FL to I1, SECTOR 2 = I1 to I2, SECTOR 3 = I2 to FL, DIFF = Difference To Personal Best Lap, P = Crossed Finish Line in Pit Lane, D = Time Disallowed

P13 12 E Steve WELLER Elfin 600B

IDEAL LAP TIME : 1:50.062 BEST LAP TIME : 1:51.078 DIFFERENCE : 1.016

LAP	SECTOR 1		SECTOR 2		SECTOR 3		LAP TIME	MPH	DIFF	TIME OF DAY
1 -		***89.8***	51.544	64.0	26.900	***108.5***	2:03.811	70.75	12.733	13:02:37.620
2 -	34.491	85.7	50.979	73.5	26.675	106.3	1:52.145	78.11	1.067	13:04:29.765
3 -	34.588	86.0	51.095	75.7	26.685	106.6	1:52.368	77.95	1.290	13:06:22.133
4 -	37.116	83.5	53.254	71.5	28.661	101.2	1:59.031	73.59	7.953	13:08:21.164
5 -	35.682	82.2	52.301	76.6	27.936	102.7	1:55.919	75.56	4.841	13:10:17.083
6 -	37.962	83.8	54.397	64.8	29.401	100.3	2:01.760	71.94	10.682	13:12:18.843
7 -	36.376	85.1	52.364	72.4	27.162	105.3	1:55.902	75.57	4.824	13:14:14.745
8 -	35.255	81.2	51.473	75.1	26.890	105.6	1:53.618	77.09	2.540	13:16:08.363
9 -	35.760	84.2	54.030	73.4	26.898	107.0	1:56.688	75.07	5.610	13:18:05.051
10 -	37.354	81.5	52.828	73.2	27.534	94.7	1:57.716	74.41	6.638	13:20:02.767
11 -	35.287	85.2	52.018	77.7	27.460	101.9	1:54.765	76.32	3.687	13:21:57.532
12 -	34.952	82.0	***50.461***	76.6	25.665	108.2	***1:51.078*** **(1)**	***78.86***		***13:23:48.610***
13 -	34.996	84.0	51.275	***81.2***	***25.589***	106.3	1:51.860 **(2)**	78.31	0.782	13:25:40.470
14 -	***34.012***	86.4	50.485	73.9	27.522	102.4	1:52.019 **(3)**	78.19	0.941	13:27:32.489

P14 68 D James MURRAY Chevron B25

IDEAL LAP TIME : 1:27.627 BEST LAP TIME : 1:27.781 DIFFERENCE : 0.154

LAP	SECTOR 1		SECTOR 2		SECTOR 3		LAP TIME	MPH	DIFF	TIME OF DAY
1 -		97.2	43.447	81.3	22.366	135.0	1:45.958	82.67	18.177	13:02:19.767
2 -	28.522	104.0	40.618	89.9	21.096	***138.9***	1:30.236	97.07	2.455	13:03:50.003
3 -	28.338	110.5	40.418	85.4	21.559	137.7	1:30.315	96.99	2.534	13:05:20.318
4 -	***27.705***	113.3	39.158	91.9	***20.918***	137.2	***1:27.781*** **(1)**	***99.79***		***13:06:48.099***
5 -	27.737	110.0	39.466	94.2	21.186	136.9	1:28.389	99.10	0.608	13:08:16.488
6 -	27.970	***113.9***	39.433	94.6	20.975	136.3	1:28.378	99.11	0.597	13:09:44.866
7 -	27.874	110.9	***39.004***	***97.5***	21.111	135.8	1:27.989 **(2)**	99.55	0.208	13:11:12.855
8 -	28.004	112.5	39.216	96.4	22.367	135.2	1:29.587	97.78	1.806	13:12:42.442
9 -	28.182	112.4	39.479	95.5	21.257	136.3	1:28.918	98.51	1.137	13:14:11.360
10 -	28.005	113.3	39.367	95.3	21.002	136.9	1:28.374 **(3)**	99.12	0.593	13:15:39.734
11 -	28.099	113.5	40.242	95.1	22.653	128.3	1:30.994	96.26	3.213	13:17:10.728
12 -	28.354	112.9	39.965	89.0	21.407	135.8	1:29.726	97.62	1.945	13:18:40.454
13 -	28.554	112.4	39.714	93.4	21.516	134.2	1:29.784	97.56	2.003	13:20:10.238
14 -	28.662	102.7	40.532	92.9	21.334	135.2	1:30.528	96.76	2.747	13:21:40.766
15 -	28.096	109.1	39.908	94.7	21.298	134.4	1:29.302	98.09	1.521	13:23:10.068
16 -	28.451	108.7	40.092	95.1	21.291	134.7	1:29.834	97.51	2.053	13:24:39.902
17 -	28.409	110.1	39.367	92.3	21.084	136.9	1:28.860	98.58	1.079	13:26:08.762

P15 27 B Martin BULLOCK March 722

IDEAL LAP TIME : 1:31.871 BEST LAP TIME : 1:32.202 DIFFERENCE : 0.331

LAP	SECTOR 1		SECTOR 2		SECTOR 3		LAP TIME	MPH	DIFF	TIME OF DAY
1 -		96.8	43.049	84.8	22.759	125.4	1:44.272	84.00	12.070	13:02:18.081
2 -	29.279	101.3	42.419	88.1	22.265	125.4	1:33.963	93.22	1.761	13:03:52.044
3 -	29.321	100.4	42.017	87.6	22.242	***125.6***	1:33.580	93.60	1.378	13:05:25.624
4 -	29.464	100.0	41.774	88.1	22.243	125.2	1:33.481	93.70	1.279	13:06:59.105
5 -	29.331	98.3	41.829	85.7	22.286	122.6	1:33.446	93.74	1.244	13:08:32.551
6 -	29.301	94.3	43.840	85.0	22.448	123.1	1:35.589	91.64	3.387	13:10:08.140
7 -	29.528	99.2	41.762	86.7	22.615	120.0	1:33.905	93.28	1.703	13:11:42.045
8 -	29.316	101.6	42.013	85.8	22.748	121.1	1:34.077	93.11	1.875	13:13:16.122
9 -	29.104	101.6	41.824	87.8	22.152	125.4	1:33.080	94.11	0.878	13:14:49.202
10 -	29.222	100.4	41.545	86.9	22.105	***125.6***	1:32.872 **(3)**	94.32	0.670	13:16:22.074
11 -	***28.928***	101.3	42.093	***91.0***	22.043	124.7	1:33.064	94.12	0.862	13:17:55.138
12 -	29.259	99.7	***41.080***	90.3	***21.863***	124.7	***1:32.202*** **(1)**	***95.00***		***13:19:27.340***
13 -	29.003	***102.4***	41.464	88.7	21.905	124.5	1:32.372 **(2)**	94.83	0.170	13:20:59.712

HSCC Historic Formula 2 Championship

RACE 10 - SECTOR ANALYSIS

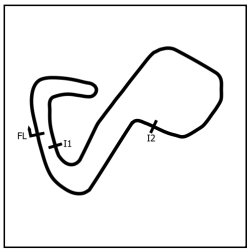

SECTOR 1 = FL to I1, SECTOR 2 = I1 to I2, SECTOR 3 = I2 to FL, DIFF = Difference To Personal Best Lap, P = Crossed Finish Line in Pit Lane, D = Time Disallowed

P16 81 A Julian STOKES Tecno F2

IDEAL LAP TIME : 1:33.893 BEST LAP TIME : 1:34.495 DIFFERENCE : 0.602

LAP	SECTOR 1		SECTOR 2		SECTOR 3		LAP TIME		MPH	DIFF	TIME OF DAY
1 -		99.2	44.211	82.1	23.041	126.1	1:47.344		81.60	12.849	13:02:21.153
2 -	30.805	101.8	42.552	***92.8***	22.800	***127.0***	1:36.157		91.09	1.662	13:03:57.310
3 -	30.310	99.1	43.158	83.4	23.574	126.8	1:37.042		90.26	2.547	13:05:34.352
4 -	30.731	104.2	42.909	84.4	22.711	124.9	1:36.351		90.91	1.856	13:07:10.703
5 -	29.851	103.8	42.560	86.9	22.551	125.6	1:34.962	**(3)**	92.24	0.467	13:08:45.665
6 -	29.932	104.6	42.129	84.7	***22.434***	125.9	***1:34.495***	**(1)**	***92.70***		***13:10:20.160***
7 -	29.720	103.8	***41.945***	89.1	22.894	124.0	1:34.559	**(2)**	92.63	0.064	13:11:54.719

P17 9 D Matthew WATTS March 772

IDEAL LAP TIME : 1:26.119 BEST LAP TIME : 1:26.721 DIFFERENCE : 0.602

LAP	SECTOR 1		SECTOR 2		SECTOR 3		LAP TIME		MPH	DIFF	TIME OF DAY
1 -		113.5	38.673	96.9	20.730	***137.2***	1:32.272		94.93	5.551	13:02:06.081
2 -	27.850	114.1	39.202	94.2	20.721	136.3	1:27.773		99.80	1.052	13:03:33.854
3 -	27.671	***114.9***	38.671	94.9	20.719	136.3	1:27.061	**(3)**	100.61	0.340	13:05:00.915
4 -	***27.431***	107.3	38.842	***102.1***	***20.448***	***137.2***	***1:26.721***	**(1)**	***101.01***		***13:06:27.636***
5 -	28.081	111.1	38.250	99.4	20.487	136.1	1:26.818	**(2)**	100.89	0.097	13:07:54.454

P18 110 A Daniel PYETT Tecno F2

IDEAL LAP TIME : 1:35.457 BEST LAP TIME : 1:35.937 DIFFERENCE : 0.480

LAP	SECTOR 1		SECTOR 2		SECTOR 3		LAP TIME		MPH	DIFF	TIME OF DAY
1 -		97.9	44.659	82.5	23.178	***127.3***	1:47.174	**(3)**	81.73	11.237	13:02:20.983
2 -	30.865	102.1	***42.155***	85.0	***22.917***	***127.3***	***1:35.937***	**(1)**	***91.30***		***13:03:56.920***
3 -	30.460	97.3	43.415	***86.9***	23.386	***127.3***	1:37.261	**(2)**	90.06	1.324	13:05:34.181

P19 89 D Daniel CLAYFIELD March 782

IDEAL LAP TIME : 1:33.744 BEST LAP TIME : 1:33.744 DIFFERENCE : 0.000

LAP	SECTOR 1		SECTOR 2		SECTOR 3		LAP TIME		MPH	DIFF	TIME OF DAY
1 -		105.0	43.080	***91.5***	22.138	133.1	1:45.007	**(2)**	83.42	11.263	13:02:18.816
2 -	***29.207***	***110.1***	***42.508***	86.7	***22.029***	***134.4***	***1:33.744***	**(1)**	***93.44***		***13:03:52.560***

HSCC Historic Formula 2 Championship

RACE 10 - BEST SECTORS

	SECTOR 1			SECTOR 2			SECTOR 3			IDEAL / BEST COMPARISON					
POS	NO	NAME	TIME	NO	NAME	TIME	NO	NAME	TIME	POS	NO	NAME	IDEAL	BEST	DIFF
												PERFECT LAP	1:25.782		
1	78	WRIGLEY	27.269	78	WRIGLEY	38.065	9	WATTS	20.448	1	78	WRIGLEY	1:25.797	1:25.823	0.026
2	34	STRETTON	27.334	9	WATTS	38.240	78	WRIGLEY	20.463	2	9	WATTS	1:26.119	1:26.721	0.602
3	9	WATTS	27.431	34	STRETTON	38.290	34	STRETTON	20.518	3	34	STRETTON	1:26.142	1:26.278	0.136
4	94	WOOD	27.618	68	MURRAY	39.004	68	MURRAY	20.918	4	68	MURRAY	1:27.627	1:27.781	0.154
5	68	MURRAY	27.705	48	TILLEY	39.263	17	BLETSOE-BROWN	20.991	5	94	WOOD	1:28.388	1:28.851	0.463
6	48	TILLEY	27.999	17	BLETSOE-BROWN	39.461	48	TILLEY	21.141	6	48	TILLEY	1:28.403	1:28.514	0.111
7	17	BLETSOE-BROWN	28.249	94	WOOD	39.553	94	WOOD	21.217	7	17	BLETSOE-BROWN	1:28.701	1:29.205	0.504
8	1	SIMAC	28.363	74	HARRISON	40.121	1	SIMAC	21.397	8	1	SIMAC	1:30.070	1:30.329	0.259
9	74	HARRISON	28.663	1	SIMAC	40.310	74	HARRISON	21.479	9	74	HARRISON	1:30.263	1:30.446	0.183
10	27	BULLOCK	28.928	27	BULLOCK	41.080	27	BULLOCK	21.863	10	27	BULLOCK	1:31.871	1:32.202	0.331
11	194	FRIEDL	28.956	194	FRIEDL	41.124	89	CLAYFIELD	22.029	11	194	FRIEDL	1:32.327	1:32.489	0.162
12	89	CLAYFIELD	29.207	26	WILTSCHEGG	41.514	26	WILTSCHEGG	22.245	12	26	WILTSCHEGG	1:33.024	1:33.254	0.230
13	26	WILTSCHEGG	29.265	50	BASON	41.819	194	FRIEDL	22.247	13	89	CLAYFIELD	1:33.744	1:33.744	0.000
14	81	STOKES	29.514	81	STOKES	41.945	50	BASON	22.331	14	50	BASON	1:33.869	1:34.251	0.382
15	50	BASON	29.719	110	PYETT	42.155	81	STOKES	22.434	15	81	STOKES	1:33.893	1:34.495	0.602
16	46	HUEZ	30.143	89	CLAYFIELD	42.508	55	FUTTER	22.876	16	110	PYETT	1:35.457	1:35.937	0.480
17	110	PYETT	30.385	46	HUEZ	42.959	110	PYETT	22.917	17	46	HUEZ	1:36.388	1:37.180	0.792
18	55	FUTTER	30.519	55	FUTTER	43.038	46	HUEZ	23.286	18	55	FUTTER	1:36.433	1:37.125	0.692
19	12	WELLER	34.012	12	WELLER	50.461	12	WELLER	25.589	19	12	WELLER	1:50.062	1:51.078	1.016

Weather / Track : Sunny / Dry

Brands Hatch GP: 2.4332 miles
Date: 10/07/2022 Start: 13:00 Finish: 13:26

Results can be found at www.tsl-timing.com

Printed - 13:29 Sunday, 10 July 2022

HSCC Historic Formula 2 Championship

RACE 10 - BEST SPEEDS

	INTERMEDIATE 1			INTERMEDIATE 2			FINISH LINE		
POS	NO	NAME	MPH	NO	NAME	MPH	NO	NAME	MPH
1	34	STRETTON	117.1	78	WRIGLEY	104.3	34	STRETTON	139.8
2	78	WRIGLEY	116.1	34	STRETTON	104.2	68	MURRAY	138.9
3	9	WATTS	114.9	48	TILLEY	104.2	78	WRIGLEY	138.6
4	68	MURRAY	113.9	9	WATTS	102.1	9	WATTS	137.2
5	94	WOOD	112.7	1	SIMAC	98.2	17	BLETSOE-BROWN	136.3
6	17	BLETSOE-BROWN	112.7	194	FRIEDL	97.5	74	HARRISON	135.8
7	48	TILLEY	110.3	68	MURRAY	97.5	94	WOOD	134.7
8	89	CLAYFIELD	110.1	94	WOOD	95.7	89	CLAYFIELD	134.4
9	1	SIMAC	109.6	17	BLETSOE-BROWN	95.7	1	SIMAC	134.2
10	74	HARRISON	109.4	26	WILTSCHEGG	93.4	55	FUTTER	133.1
11	81	STOKES	107.2	81	STOKES	92.8	50	BASON	130.8
12	26	WILTSCHEGG	104.3	89	CLAYFIELD	91.5	48	TILLEY	128.5
13	194	FRIEDL	104.2	74	HARRISON	91.4	110	PYETT	127.3
14	50	BASON	103.5	27	BULLOCK	91.0	81	STOKES	127.0
15	55	FUTTER	102.7	46	HUEZ	89.7	26	WILTSCHEGG	126.1
16	27	BULLOCK	102.4	50	BASON	88.5	27	BULLOCK	125.6
17	110	PYETT	102.4	55	FUTTER	88.5	46	HUEZ	122.9
18	46	HUEZ	101.5	110	PYETT	86.9	194	FRIEDL	122.6
19	12	WELLER	89.8	12	WELLER	81.2	12	WELLER	108.5
20									

Weather / Track : Sunny / Dry

Brands Hatch GP: 2.4332 miles
Date: 10/07/2022 Start: 13:00 Finish: 13:26

Results can be found at www.tsl-timing.com

Printed - 13:29 Sunday, 10 July 2022

HSCC Historic Formula 2 Championship

RACE 10 - STATISTICS

Competitors Started	19
Planned Start	2022-07-10 @ 12:54:00.000
Actual Start	2022-07-10 @ 13:00:33.808
Finish Time	2022-07-10 @ 13:26:49.968
Track Length	2.4332mi.
Total Laps	269
Total Distance Covered	654.5548mi.

Session Fastest Lap History

NO	CL	NAME	LAP TIME	TIME OF DAY	LAP	VEHICLE
9	D	**Matthew WATTS**	**1:32.272**	13:02:06.088	1	March 772
9	D	**Matthew WATTS**	**1:27.773**	13:03:33.861	2	March 772
34	D	**Martin STRETTON**	**1:27.577**	13:03:34.653	2	March 712
9	D	**Matthew WATTS**	**1:27.061**	13:05:00.923	3	March 772
34	D	**Martin STRETTON**	**1:27.016**	13:05:01.672	3	March 712
78	D	**Matthew WRIGLEY**	**1:26.647**	13:05:10.316	3	March 782
34	D	**Martin STRETTON**	**1:26.586**	13:07:55.219	5	March 712
78	D	**Matthew WRIGLEY**	**1:26.101**	13:10:57.926	7	March 782
78	D	**Matthew WRIGLEY**	**1:25.823**	13:15:17.885	10	March 782

Session Leader History

NO	CL	NAME	FROM LAP	LAPS LED	DISTANCE	VEHICLE
9	D	**Matthew WATTS**	1	5	12.16 miles	March 772
34	D	**Martin STRETTON**	6	13	31.63 miles	March 712

Flag History

TYPE	TIME OF DAY
GREEN	13:00:33.808
FINISH	13:26:49.968

Flag Statistics

TYPE	COUNT	TOTAL LAPS	TOTAL TIME
Green	1	18	28:08.952
Red	0	0	0.000
Safety Car	0	0	0.000
FCY	0	0	0.000

HSCC Historic Formula 2 Championship

RACE 10 - STATISTICS

CLASS : A

4 Starters

Fastest Lap History

NO	NAME	LAP TIME	TIME OF DAY	LAP	VEHICLE
1	**Robert SIMAC**	**1:41.613**	13:02:15.433	1	March 712M
1	**Robert SIMAC**	**1:32.726**	13:03:48.159	2	March 712M
1	**Robert SIMAC**	**1:32.151**	13:05:20.310	3	March 712M
1	**Robert SIMAC**	**1:31.800**	13:06:52.110	4	March 712M
1	**Robert SIMAC**	**1:31.603**	13:08:23.714	5	March 712M
1	**Robert SIMAC**	**1:31.490**	13:09:55.204	6	March 712M
1	**Robert SIMAC**	**1:30.761**	13:11:25.965	7	March 712M
1	**Robert SIMAC**	**1:30.626**	13:12:56.590	8	March 712M
1	**Robert SIMAC**	**1:30.329**	13:14:26.919	9	March 712M

Leader History

NO	NAME	FROM LAP	LAPS LED	DISTANCE	VEHICLE
1	**Robert SIMAC**	1	18	43.79 miles	March 712M

Weather / Track : Sunny / Dry

Brands Hatch GP: 2.4332 miles
Date: 10/07/2022 Start: 13:00 Finish: 13:26

HSCC Historic Formula 2 Championship

RACE 10 - STATISTICS

CLASS : E

1 Starters

Fastest Lap History

NO	NAME	LAP TIME	TIME OF DAY	LAP	VEHICLE
12	**Steve WELLER**	**2:03.811**	13:02:37.644	1	Elfin 600B
12	**Steve WELLER**	**1:52.145**	13:04:29.790	2	Elfin 600B
12	**Steve WELLER**	**1:51.078**	13:23:48.634	12	Elfin 600B

Leader History

NO	NAME	FROM LAP	LAPS LED	DISTANCE	VEHICLE
12	**Steve WELLER**	1	14	34.06 miles	Elfin 600B

Weather / Track : Sunny / Dry

Brands Hatch GP: 2.4332 miles
Date: 10/07/2022 Start: 13:00 Finish: 13:26

HSCC Historic Formula 2 Championship

RACE 10 - STATISTICS

CLASS : D

9 Starters

Fastest Lap History

NO	NAME	LAP TIME	TIME OF DAY	LAP	VEHICLE
9	**Matthew WATTS**	**1:32.272**	13:02:06.088	1	March 772
9	**Matthew WATTS**	**1:27.773**	13:03:33.861	2	March 772
34	**Martin STRETTON**	**1:27.577**	13:03:34.653	2	March 712
9	**Matthew WATTS**	**1:27.061**	13:05:00.923	3	March 772
34	**Martin STRETTON**	**1:27.016**	13:05:01.672	3	March 712
78	**Matthew WRIGLEY**	**1:26.647**	13:05:10.316	3	March 782
34	**Martin STRETTON**	**1:26.586**	13:07:55.219	5	March 712
78	**Matthew WRIGLEY**	**1:26.101**	13:10:57.926	7	March 782
78	**Matthew WRIGLEY**	**1:25.823**	13:15:17.885	10	March 782

Leader History

NO	NAME	FROM LAP	LAPS LED	DISTANCE	VEHICLE
9	**Matthew WATTS**	1	5	12.16 miles	March 772
34	**Martin STRETTON**	6	13	31.63 miles	March 712

Weather / Track : Sunny / Dry

Brands Hatch GP: 2.4332 miles
Date: 10/07/2022 Start: 13:00 Finish: 13:26

HSCC Historic Formula 2 Championship

RACE 10 - STATISTICS

CLASS : C

1 Starters

Fastest Lap History

NO	NAME	LAP TIME	TIME OF DAY	LAP	VEHICLE
26	**Roland WILTSCHEGG**	**1:48.086**	13:02:21.907	1	Chevron B39
26	**Roland WILTSCHEGG**	**1:35.707**	13:03:57.615	2	Chevron B39
26	**Roland WILTSCHEGG**	**1:34.555**	13:08:46.154	5	Chevron B39
26	**Roland WILTSCHEGG**	**1:33.632**	13:13:29.591	8	Chevron B39
26	**Roland WILTSCHEGG**	**1:33.254**	13:15:02.845	9	Chevron B39

Leader History

NO	NAME	FROM LAP	LAPS LED	DISTANCE	VEHICLE
26	**Roland WILTSCHEGG**	1	17	41.36 miles	Chevron B39

HSCC Historic Formula 2 Championship

RACE 10 - STATISTICS

CLASS : B

4 Starters

Fastest Lap History

NO	NAME	LAP TIME	TIME OF DAY	LAP	VEHICLE
48	**Benn TILLEY**	**1:34.730**	13:02:08.542	1	Modus M1
48	**Benn TILLEY**	**1:29.346**	13:03:37.887	2	Modus M1
48	**Benn TILLEY**	**1:29.113**	13:05:07.001	3	Modus M1
48	**Benn TILLEY**	**1:29.027**	13:09:35.777	6	Modus M1
48	**Benn TILLEY**	**1:28.774**	13:11:04.551	7	Modus M1
48	**Benn TILLEY**	**1:28.609**	13:12:33.160	8	Modus M1
48	**Benn TILLEY**	**1:28.514**	13:18:29.940	12	Modus M1

Leader History

NO	NAME	FROM LAP	LAPS LED	DISTANCE	VEHICLE
48	**Benn TILLEY**	1	18	43.79 miles	Modus M1

HSCC HISTORIC FORMULA 3

1000cc F3 cars 1964-1970

Legends of Brands Hatch Super Prix

Brands Hatch GP

9th / 10th July 2022

Timing & Results Provided by Timing Solutions Ltd

www.tsl-timing.com

Brands Hatch GP

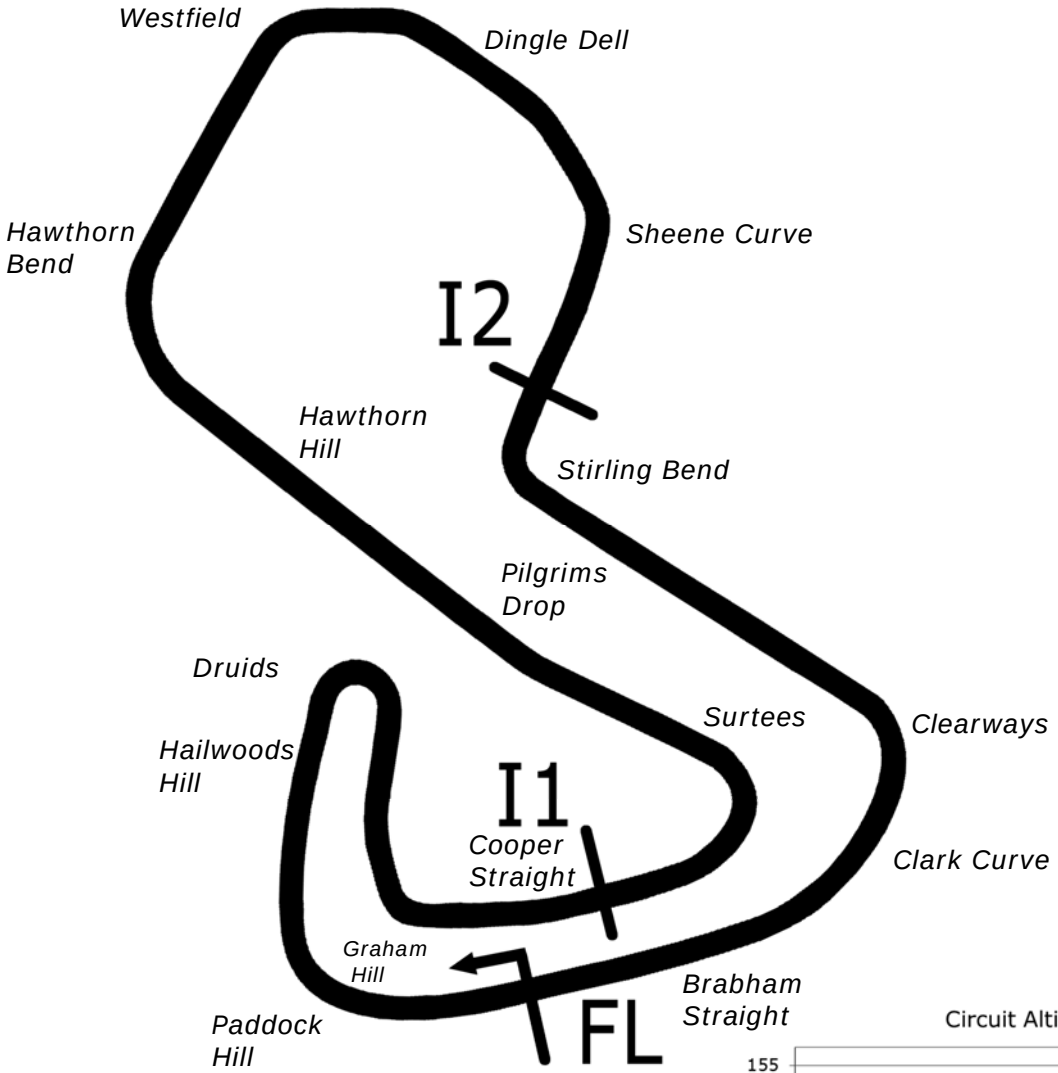

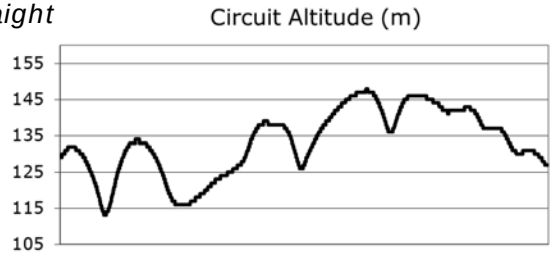

Length	2.4332 miles	3916.0 m	
FL		51.36032 N	0.26032 E
I1	1116m	51.35934 N	0.25955 E
I2	2928m	51.35532 N	0.26250 E
Pit Entry	3646m	51.35911 N	0.25743 E
Pit Exit	26m after FL	51.36027 N	0.26078 E

Pit Entry–Pit Exit 277m, 19.9s @50kph, 16.6s @60kph

All results available at www.tsl-timing.com

Sheet No:	Issue Time:

HSCC Historic Formula 3 Championship

QUALIFYING - RACE 7 - CLASSIFICATION

POS	NO	CL	PIC	NAME	ENTRY	TIME	ON	LAPS	GAP	DIFF	MPH
1	15	B	1	Samuel HARRISON	Chevron B15	1:37.841	2	4			89.53
2	1	B	2	Jeremey TIMMS	Chevron B15	1:38.969	5	6	1.128	1.128	88.51
3	26	B	3	Steve SEAMAN	Brabham BT21	1:41.713	5	6	3.872	2.744	86.12
4	63*	B	4	Christoph WIDMER	Brabham BT18A	1:42.428	6	7	4.587	0.715	85.52
5	11	B	5	Simon ARMER	March 703	1:42.846	6	6	5.005	0.418	85.17
6	411	B	6	Ian BANKHURST	Alexis Mk8	1:42.966	4	6	5.125	0.120	85.07
7	93	B	7	Roland FISCHER	Tecno 169	1:43.036	6	7	5.195	0.070	85.01
8	77	B	8	Francois DEROSSI	Chevron B17	1:43.191	6	7	5.350	0.155	84.88
9	96	B	9	Keith MESSER	Vesey Ford	1:45.700	4	6	7.859	2.509	82.87
10	53	B	10	Josh SHARP	Chevron B17	1:45.739	4	6	7.898	0.039	82.84
11	6	B	11	Leif BOSSON	Brabham BT28	1:45.790	5	6	7.949	0.051	82.80
12	16	B	12	Mark LINSTONE	Brabham BT21	1:46.024	6	6	8.183	0.234	82.62
13	9	B	13	Andrew TART	Merlyn Mk9	1:46.040	6	6	8.199	0.016	82.60
14	5	B	14	Steve NICHOLS	Chevron B17	1:46.551	6	6	8.710	0.511	82.21
15	28	B	15	Jason TIMMS	Brabham BT21	1:46.866	6	6	9.025	0.315	81.97
16	42*	B	16	Will PENROSE	Tecno 69	1:46.982	5	5	9.141	0.116	81.88
17	10	B	17	Ewen SERGISON	De Sanctis F3 69	1:47.435	4	5	9.594	0.453	81.53
18	76	B	18	Clas MULLER	Brabham BT28	1:47.460	3	6	9.619	0.025	81.51
19	44	B	19	Peter HAMILTON	Tecno	1:48.458	5	6	10.617	0.998	80.76
20	39	Inv	1	Austin WIDMER	Lotus 61	1:48.733	5	6	10.892	0.275	80.56
21	34	B	20	Gil DUFFY	Brabham BT21B	1:50.439	5	6	12.598	1.706	79.31
22	59	B	21	Tony WALLEN	Lotus 59A	1:52.193	5	6	14.352	1.754	78.07
23	46	B	22	Mike LAMPLOUGH	Chevron B15	1:52.208	3	6	14.367	0.015	78.06
24	18	A	1	Bill COWING	Ginetta G8	1:57.695	3	5	19.854	5.487	74.42
25	14	B	23	Simon ETHERINGTON	Brabham BT15	2:02.948	4	5	25.107	5.253	71.24
26	52	B	24	Kim SHEARN	Penny Ford PF1	2:07.402	5	5	29.561	4.454	68.75

***Cars 42 & 63 - transponder working intermittently, please check position. - Regulation Q12.8.1 refers.**

Weather / Track : Cloudy / Dry

Brands Hatch GP: 2.4332 miles

These results are provisional until the conclusion of any judicial and technical matters.

Date: 09/07/2022 Start: 11:55 Finish: 12:12

Clerk Of Course : Julian Floyd	Stewards :	Timekeeper : Nick Palmer

Results can be found at www.tsl-timing.com

Printed - 12:11 Saturday, 09 July 2022

HSCC Historic Formula 3 Championship

QUALIFYING - RACE 7 - SECTOR ANALYSIS

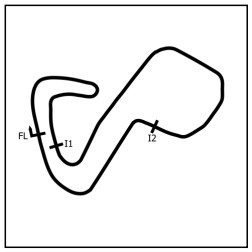

SECTOR 1 = FL to I1, SECTOR 2 = I1 to I2, SECTOR 3 = I2 to FL, DIFF = Difference To Personal Best Lap, P = Crossed Finish Line in Pit Lane, D = Time Disallowed

P1 15 B Samuel HARRISON — Chevron B15

IDEAL LAP TIME : 1:37.742 BEST LAP TIME : 1:37.841 DIFFERENCE : 0.099

LAP	SECTOR 1		SECTOR 2		SECTOR 3		LAP TIME		MPH	DIFF	TIME OF DAY
1 -	OUTLAP	91.3	48.142	63.0	27.894	112.2	1:52.280		78.01	14.439	11:57:31.204
2 -	31.080	93.4	***43.317***	***96.8***	***23.444***	114.1	***1:37.841***	**(1)**	***89.53***		***11:59:09.045***
3 -	32.703	91.5	47.096	64.0	26.579	***114.7***	1:46.378	**(3)**	82.34	8.537	12:00:55.423
4 -	31.783	***93.7***	44.672	94.2	23.944	114.3	1:40.399	**(2)**	87.25	2.558	12:02:35.822

P2 1 B Jeremey TIMMS — Chevron B15

IDEAL LAP TIME : 1:38.565 BEST LAP TIME : 1:38.969 DIFFERENCE : 0.404

LAP	SECTOR 1		SECTOR 2		SECTOR 3		LAP TIME		MPH	DIFF	TIME OF DAY
1 -	OUTLAP	84.5	49.041	68.5	25.260	112.5	1:52.833		77.63	13.864	11:58:06.693
2 -	32.010	94.7	47.692	81.3	24.689	114.3	1:44.391		83.91	5.422	11:59:51.084
3 -	31.181	93.8	45.880	84.2	***23.732***	***115.7***	1:40.793	**(2)**	86.90	1.824	12:01:31.877
4 -	31.267	94.9	46.427	85.1	24.580	114.1	1:42.274		85.65	3.305	12:03:14.151
5 -	***30.886***	***96.4***	***43.947***	***85.5***	24.136	113.9	***1:38.969***	**(1)**	***88.51***		***12:04:53.120***
6 -	31.004	***96.4***	46.282	74.4	24.486	112.0	1:41.772	**(3)**	86.07	2.803	12:06:34.892

P3 26 B Steve SEAMAN — Brabham BT21

IDEAL LAP TIME : 1:41.344 BEST LAP TIME : 1:41.713 DIFFERENCE : 0.369

LAP	SECTOR 1		SECTOR 2		SECTOR 3		LAP TIME		MPH	DIFF	TIME OF DAY
1 -	OUTLAP	82.9	50.365	68.7	25.439	113.5	1:55.825		75.62	14.112	11:58:06.525
2 -	33.925	91.3	46.922	70.7	26.532	115.5	1:47.379	**(3)**	81.57	5.666	11:59:53.904
3 -	33.555	84.0	49.756	76.6	25.718	114.3	1:49.029		80.34	7.316	12:01:42.933
4 -	32.421	93.3	46.503	82.7	24.803	113.9	1:43.727	**(2)**	84.45	2.014	12:03:26.660
5 -	32.294	***96.1***	***45.011***	***85.1***	***24.408***	***115.7***	***1:41.713***	**(1)**	***86.12***		***12:05:08.373***
6 -	***31.925***	90.3	48.174	75.5	IN PIT		2:24.221	**P**	60.73	42.508	12:07:32.594

P4 63 B Christoph WIDMER — Brabham BT18A

IDEAL LAP TIME : 1:42.534 BEST LAP TIME : 1:42.428 DIFFERENCE : -0.106

LAP	SECTOR 1		SECTOR 2		SECTOR 3		LAP TIME		MPH	DIFF	TIME OF DAY
1 -	OUTLAP						2:01.158		72.30	18.730	11:57:40.605
2 -	32.902		46.678		24.739		1:44.319		83.97	1.891	11:59:24.924
3 -					24.667		1:42.702	**(2)**	85.29	0.274	12:01:07.626
4 -	***31.912***		***45.956***		25.054		1:42.922	**(3)**	85.11	0.494	12:02:50.548
5 -				***75.2***	26.056		1:44.211		84.05	1.783	12:04:34.759
6 -					24.685		***1:42.428***	**(1)**	***85.52***		***12:06:17.187***
7 -	32.371		46.107		***24.666***		1:43.144		84.92	0.716	12:08:00.331

P5 11 B Simon ARMER — March 703

IDEAL LAP TIME : 1:41.866 BEST LAP TIME : 1:42.846 DIFFERENCE : 0.980

LAP	SECTOR 1		SECTOR 2		SECTOR 3		LAP TIME		MPH	DIFF	TIME OF DAY
1 -	OUTLAP	86.3	49.049	77.4	25.748	101.2	1:52.933		77.56	10.087	11:57:33.999
2 -	34.673	76.6	50.342	63.3	32.200	101.6	1:57.215		74.73	14.369	11:59:31.214
3 -	32.842	88.6	46.533	85.7	25.819	102.2	1:45.194		83.27	2.348	12:01:16.408
4 -	32.392	88.4	46.445	84.4	***24.951***	105.3	1:43.788	**(2)**	84.40	0.942	12:03:00.196
5 -	32.154	88.5	46.788	84.4	24.977	106.0	1:43.919	**(3)**	84.29	1.073	12:04:44.115
6 -	***31.913***	90.1	45.907	85.3	25.026	***106.5***	***1:42.846***	**(1)**	***85.17***		***12:06:26.961***

P6 411 B Ian BANKHURST — Alexis Mk8

IDEAL LAP TIME : 1:42.149 BEST LAP TIME : 1:42.966 DIFFERENCE : 0.817

LAP	SECTOR 1		SECTOR 2		SECTOR 3		LAP TIME		MPH	DIFF	TIME OF DAY
1 -	OUTLAP	86.2	51.273	68.8	26.643	105.3	1:57.263		74.70	14.297	11:58:31.553
2 -	32.677	91.4	46.876	74.8	25.091	109.8	1:44.644		83.71	1.678	12:00:16.197
3 -	***31.496***	93.3	47.132	79.0	25.151	108.9	1:43.779	**(2)**	84.40	0.813	12:01:59.976
4 -	32.313	92.3	***45.993***	***83.0***	***24.660***	109.2	***1:42.966***	**(1)**	***85.07***		***12:03:42.942***
5 -	31.677	92.8	47.391	80.4	25.382	***111.4***	1:44.450	**(3)**	83.86	1.484	12:05:27.392
6 -	33.490	92.3	46.380	80.8	25.123	108.5	1:44.993		83.43	2.027	12:07:12.385

Weather / Track : Cloudy / Dry

Brands Hatch GP: 2.4332 miles
Date: 09/07/2022 Start: 11:55 Finish: 12:12

HSCC Historic Formula 3 Championship

QUALIFYING - RACE 7 - SECTOR ANALYSIS

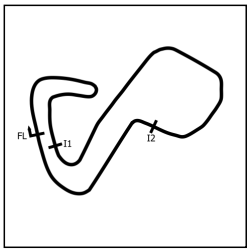

SECTOR 1 = FL to I1, SECTOR 2 = I1 to I2, SECTOR 3 = I2 to FL, DIFF = Difference To Personal Best Lap, P = Crossed Finish Line in Pit Lane, D = Time Disallowed

P7 93 B Roland FISCHER — Tecno 169

IDEAL LAP TIME : 1:42.289 BEST LAP TIME : 1:43.036 DIFFERENCE : 0.747

LAP	SECTOR 1		SECTOR 2		SECTOR 3		LAP TIME		MPH	DIFF	TIME OF DAY
1 -	OUTLAP	87.6	48.619	***83.1***	25.518	111.1	1:51.384		78.64	8.348	11:57:34.189
2 -	33.159	92.8	47.446	75.1	25.676	110.0	1:46.281		82.42	3.245	11:59:20.470
3 -	32.887	92.4	46.236	78.0	24.987	112.0	1:44.110		84.14	1.074	12:01:04.580
4 -	32.637	93.2	46.237	76.9	25.179	111.4	1:44.053	**(3)**	84.18	1.017	12:02:48.633
5 -	32.372	92.8	46.696	79.8	25.982	109.2	1:45.050		83.38	2.014	12:04:33.683
6 -	***32.249***	93.4	***45.551***	80.5	25.236	110.5	***1:43.036***	**(1)**	***85.01***		***12:06:16.719***
7 -	33.435	***94.3***	46.104	80.4	***24.489***	***113.5***	1:44.028	**(2)**	84.20	0.992	12:08:00.747

P8 77 B Francois DEROSSI — Chevron B17

IDEAL LAP TIME : 1:42.425 BEST LAP TIME : 1:43.191 DIFFERENCE : 0.766

LAP	SECTOR 1		SECTOR 2		SECTOR 3		LAP TIME		MPH	DIFF	TIME OF DAY
1 -	OUTLAP	84.5	50.646	76.4	25.315	107.3	1:54.734		76.34	11.543	11:57:35.213
2 -	33.293	90.1	47.695	83.5	25.135	106.6	1:46.123		82.54	2.932	11:59:21.336
3 -	32.538	***93.0***	46.987	86.0	24.805	108.9	1:44.330		83.96	1.139	12:01:05.666
4 -	***32.260***	89.7	45.967	80.8	25.032	***112.0***	1:43.259	**(2)**	84.83	0.068	12:02:48.925
5 -	32.320	92.4	46.729	83.1	25.837	108.5	1:44.886		83.51	1.695	12:04:33.811
6 -	32.403	90.1	***45.548***	84.4	25.240	111.1	***1:43.191***	**(1)**	***84.88***		***12:06:17.002***
7 -	33.934	92.3	45.710	***87.1***	***24.617***	***112.0***	1:44.261	**(3)**	84.01	1.070	12:08:01.263

P9 96 B Keith MESSER — Vesey Ford

IDEAL LAP TIME : 1:45.700 BEST LAP TIME : 1:45.700 DIFFERENCE : 0.000

LAP	SECTOR 1		SECTOR 2		SECTOR 3		LAP TIME		MPH	DIFF	TIME OF DAY
1 -	OUTLAP	79.4	53.017	64.3	27.386	107.8	2:01.710		71.97	16.010	11:58:02.284
2 -	36.535	78.5	50.994	65.2	26.579	109.1	1:54.108		76.76	8.408	11:59:56.392
3 -	34.026	88.0	51.434	71.5	26.439	107.5	1:51.899	**(3)**	78.28	6.199	12:01:48.291
4 -	***32.719***	***91.5***	***48.031***	***76.4***	***24.950***	***111.4***	***1:45.700***	**(1)**	***82.87***		***12:03:33.991***
5 -	33.971	87.3	48.075	69.0	26.294	109.6	1:48.340	**(2)**	80.85	2.640	12:05:22.331
6 -	1:01.630	74.7	49.212	74.8	25.690	105.8	2:16.532		64.15	30.832	12:07:38.863

P10 53 B Josh SHARP — Chevron B17

IDEAL LAP TIME : 1:45.557 BEST LAP TIME : 1:45.739 DIFFERENCE : 0.182

LAP	SECTOR 1		SECTOR 2		SECTOR 3		LAP TIME		MPH	DIFF	TIME OF DAY
1 -	OUTLAP	65.5	55.115	60.0	28.632	103.0	2:10.186		67.28	24.447	11:58:16.419
2 -	35.170	86.7	49.869	62.3	26.334	110.1	1:51.373		78.65	5.634	12:00:07.792
3 -	33.915	90.1	48.915	68.1	25.622	111.1	1:48.452	**(3)**	80.77	2.713	12:01:56.244
4 -	***33.036***	***90.9***	47.519	75.0	***25.184***	113.1	***1:45.739***	**(1)**	***82.84***		***12:03:41.983***
5 -	33.705	90.8	***47.337***	***78.3***	25.402	***115.9***	1:46.444	**(2)**	82.29	0.705	12:05:28.427
6 -	1:01.501	82.0	50.245	75.3	25.895	110.9	2:17.641		63.64	31.902	12:07:46.068

P11 6 B Leif BOSSON — Brabham BT28

IDEAL LAP TIME : 1:45.751 BEST LAP TIME : 1:45.790 DIFFERENCE : 0.039

LAP	SECTOR 1		SECTOR 2		SECTOR 3		LAP TIME		MPH	DIFF	TIME OF DAY
1 -	OUTLAP	87.0	51.561	70.9	28.023	107.3	1:56.864		74.95	11.074	11:57:50.507
2 -	34.264	91.1	49.213	72.7	25.778	***113.3***	1:49.255		80.17	3.465	11:59:39.762
3 -	33.079	88.7	48.989	***79.8***	25.891	111.4	1:47.959		81.14	2.169	12:01:27.721
4 -	32.834	93.0	49.001	72.9	26.000	113.1	1:47.835	**(3)**	81.23	2.045	12:03:15.556
5 -	***32.335***	***95.5***	***47.989***	74.6	25.466	113.1	***1:45.790***	**(1)**	***82.80***		***12:05:01.346***
6 -	32.684	89.4	48.479	76.9	***25.427***	111.1	1:46.590	**(2)**	82.18	0.800	12:06:47.936

Weather / Track : Cloudy / Dry

Brands Hatch GP: 2.4332 miles
Date: 09/07/2022 Start: 11:55 Finish: 12:12

HSCC Historic Formula 3 Championship

QUALIFYING - RACE 7 - SECTOR ANALYSIS

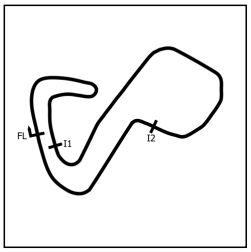

SECTOR 1 = FL to I1, SECTOR 2 = I1 to I2, SECTOR 3 = I2 to FL, DIFF = Difference To Personal Best Lap, P = Crossed Finish Line in Pit Lane, D = Time Disallowed

P12 16 B Mark LINSTONE — Brabham BT21

IDEAL LAP TIME : 1:45.927 BEST LAP TIME : 1:46.024 DIFFERENCE : 0.097

LAP	SECTOR 1		SECTOR 2		SECTOR 3		LAP TIME		MPH	DIFF	TIME OF DAY
1 -	OUTLAP	80.2	51.063	61.7	27.135	108.0	1:59.536		73.28	13.512	11:58:02.746
2 -	34.230	84.9	49.678	60.5	26.777	107.7	1:50.685		79.14	4.661	11:59:53.431
3 -	33.765	82.8	49.109	74.1	25.619	109.6	1:48.493		80.74	2.469	12:01:41.924
4 -	33.610	83.3	47.666	74.0	25.918	109.6	1:47.194	(3)	81.71	1.170	12:03:29.118
5 -	33.459	88.4	47.629	74.3	25.983	109.6	1:47.071	(2)	81.81	1.047	12:05:16.189
6 -	33.556	86.5	47.152	75.2	25.316	110.1	1:46.024	(1)	82.62		12:07:02.213

P13 9 B Andrew TART — Merlyn Mk9

IDEAL LAP TIME : 1:45.942 BEST LAP TIME : 1:46.040 DIFFERENCE : 0.098

LAP	SECTOR 1		SECTOR 2		SECTOR 3		LAP TIME		MPH	DIFF	TIME OF DAY
1 -	OUTLAP	66.9	50.051	71.0	26.496	111.8	1:57.525		74.53	11.485	11:58:09.519
2 -	33.859	91.4	47.314	71.2	25.839	115.5	1:47.012	(2)	81.85	0.972	11:59:56.531
3 -	33.556	90.3	47.901	71.9	25.889	114.3	1:47.346	(3)	81.60	1.306	12:01:43.877
4 -	33.742	89.8	48.478	69.8	25.890	113.3	1:48.110		81.02	2.070	12:03:31.987
5 -	34.155	91.0	48.183	72.8	25.653	114.1	1:47.991		81.11	1.951	12:05:19.978
6 -	33.087	94.7	47.202	68.8	25.751	115.1	1:46.040	(1)	82.60		12:07:06.018

P14 5 B Steve NICHOLS — Chevron B17

IDEAL LAP TIME : 1:46.243 BEST LAP TIME : 1:46.551 DIFFERENCE : 0.308

LAP	SECTOR 1		SECTOR 2		SECTOR 3		LAP TIME		MPH	DIFF	TIME OF DAY
1 -	OUTLAP	77.8	51.543	60.3	26.823	110.0	1:58.573		73.87	12.022	11:58:00.750
2 -	34.991	81.3	50.687	60.8	26.550	111.4	1:52.228		78.05	5.677	11:59:52.978
3 -	33.643	82.8	50.570	69.0	26.377	112.2	1:50.590		79.21	4.039	12:01:43.568
4 -	33.713	88.5	48.591	71.5	25.607	113.1	1:47.911	(3)	81.17	1.360	12:03:31.479
5 -	33.920	89.3	48.341	70.9	25.400	112.7	1:47.661	(2)	81.36	1.110	12:05:19.140
6 -	32.996	92.5	47.847	74.5	25.708	110.1	1:46.551	(1)	82.21		12:07:05.691

P15 28 B Jason TIMMS — Brabham BT21

IDEAL LAP TIME : 1:43.878 BEST LAP TIME : 1:46.866 DIFFERENCE : 2.988

LAP	SECTOR 1		SECTOR 2		SECTOR 3		LAP TIME		MPH	DIFF	TIME OF DAY
1 -	OUTLAP	83.3	52.717	56.4	26.889	113.1	2:01.138		72.31	14.272	11:58:08.645
2 -	34.271	93.3	48.498	74.3	25.763	115.3	1:48.532		80.71	1.666	11:59:57.177
3 -	33.302	87.3	48.062	74.8	25.625	114.9	1:46.989	(2)	81.87	0.123	12:01:44.166
4 -	33.757	88.1	48.739	75.9	25.691	113.9	1:48.187	(3)	80.96	1.321	12:03:32.353
5 -	38.255	74.2	50.491	75.3	25.141	113.7	1:53.887		76.91	7.021	12:05:26.240
6 -	36.290	90.0	45.992	86.2	24.584	113.5	1:46.866	(1)	81.97		12:07:13.106

P16 42 B Will PENROSE — Tecno 69

IDEAL LAP TIME : 1:48.933 BEST LAP TIME : 1:46.982 DIFFERENCE : -1.951

LAP	SECTOR 1		SECTOR 2		SECTOR 3		LAP TIME		MPH	DIFF	TIME OF DAY
1 -	OUTLAP	75.3	52.012	68.1	26.674		1:59.707		73.17	12.725	11:58:03.942
2 -	33.572	84.9	49.766	67.9	27.393		1:50.731	(3)	79.10	3.749	11:59:54.673
3 -	33.073	84.7	49.824	77.0	27.187		1:50.084	(2)	79.57	3.102	12:01:44.757
4 -	35.031	72.1	55.393	65.5	26.094		1:56.518		75.18	9.536	12:03:41.275
5 -				80.0	26.471		1:46.982	(1)	81.88		12:05:28.257

P17 10 B Ewen SERGISON — De Sanctis F3 69

IDEAL LAP TIME : 1:47.295 BEST LAP TIME : 1:47.435 DIFFERENCE : 0.140

LAP	SECTOR 1		SECTOR 2		SECTOR 3		LAP TIME		MPH	DIFF	TIME OF DAY
1 -	OUTLAP	79.5	55.025	64.8	27.589	108.2	2:03.478		70.94	16.043	11:58:22.205
2 -	35.726	83.0	50.367	70.1	26.071	109.6	1:52.164		78.09	4.729	12:00:14.369
3 -	34.385	86.1	49.175	77.3	25.665	109.8	1:49.225	(3)	80.19	1.790	12:02:03.594
4 -	33.452	85.5	48.473	72.2	25.510	110.3	1:47.435	(1)	81.53		12:03:51.029
5 -	33.312	87.1	49.060	76.0	26.193	107.2	1:48.565	(2)	80.68	1.130	12:05:39.594

Weather / Track : Cloudy / Dry

Brands Hatch GP: 2.4332 miles
Date: 09/07/2022 Start: 11:55 Finish: 12:12

HSCC Historic Formula 3 Championship

QUALIFYING - RACE 7 - SECTOR ANALYSIS

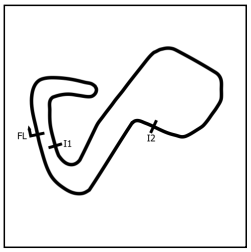

SECTOR 1 = FL to I1, SECTOR 2 = I1 to I2, SECTOR 3 = I2 to FL, DIFF = Difference To Personal Best Lap, P = Crossed Finish Line in Pit Lane, D = Time Disallowed

P18 76 B Clas MULLER — Brabham BT28

IDEAL LAP TIME : 1:46.639 BEST LAP TIME : 1:47.460 DIFFERENCE : 0.821

LAP	SECTOR 1		SECTOR 2		SECTOR 3		LAP TIME	MPH	DIFF	TIME OF DAY
1 -	OUTLAP	79.4	54.515	64.4	27.619	107.2	2:01.335	72.19	13.875	11:57:50.939
2 -	34.575	89.3	50.002	72.9	25.990	112.2	1:50.567	79.22	3.107	11:59:41.506
3 -	33.526	86.0	48.614	77.6	***25.320***	***114.1***	***1:47.460*** **(1)**	***81.51***		***12:01:28.966***
4 -	34.312	85.5	49.780	***79.3***	25.323	112.9	1:49.415	80.06	1.955	12:03:18.381
5 -	33.434	90.4	***48.593***	75.0	25.531	111.6	1:47.558 **(2)**	81.44	0.098	12:05:05.939
6 -	***32.726***	87.2	49.435	77.2	25.501	111.6	1:47.662 **(3)**	81.36	0.202	12:06:53.601

P19 44 B Peter HAMILTON — Tecno

IDEAL LAP TIME : 1:47.727 BEST LAP TIME : 1:48.458 DIFFERENCE : 0.731

LAP	SECTOR 1		SECTOR 2		SECTOR 3		LAP TIME	MPH	DIFF	TIME OF DAY
1 -	OUTLAP	80.8	52.804	66.5	27.031	108.2	1:58.969	73.63	10.511	11:57:49.359
2 -	34.519	88.5	49.592	80.1	25.777	109.2	1:49.888	79.71	1.430	11:59:39.247
3 -	34.005	90.4	49.489	79.6	***25.605***	***112.5***	1:49.099 **(2)**	80.29	0.641	12:01:28.346
4 -	33.563	91.3	50.012	***80.9***	25.870	110.5	1:49.445 **(3)**	80.03	0.987	12:03:17.791
5 -	***33.250***	92.4	***48.872***	77.8	26.336	107.5	***1:48.458*** **(1)**	***80.76***		***12:05:06.249***
6 -	33.526	91.9	50.256	80.8	26.104	109.8	1:49.886	79.71	1.428	12:06:56.135

P20 39 Inv Austin WIDMER — Lotus 61

IDEAL LAP TIME : 1:48.586 BEST LAP TIME : 1:48.733 DIFFERENCE : 0.147

LAP	SECTOR 1		SECTOR 2		SECTOR 3		LAP TIME	MPH	DIFF	TIME OF DAY
1 -	OUTLAP	84.2	52.604	66.5	28.493	103.8	2:00.848	72.48	12.115	11:58:24.142
2 -	34.954	83.9	50.997	68.3	27.276	106.5	1:53.227	77.36	4.494	12:00:17.369
3 -	33.949	89.0	50.396	70.7	26.645	105.8	1:50.990 **(3)**	78.92	2.257	12:02:08.359
4 -	33.411	***90.5***	***49.324***	72.5	26.923	107.2	1:49.658 **(2)**	79.88	0.925	12:03:58.017
5 -	***33.314***	89.9	49.471	***73.5***	***25.948***	***107.5***	***1:48.733*** **(1)**	***80.56***		***12:05:46.750***
6 -	36.514	88.0	53.210	64.4	26.664	97.2	1:56.388	75.26	7.655	12:07:43.138

P21 34 B Gil DUFFY — Brabham BT21B

IDEAL LAP TIME : 1:49.781 BEST LAP TIME : 1:50.439 DIFFERENCE : 0.658

LAP	SECTOR 1		SECTOR 2		SECTOR 3		LAP TIME	MPH	DIFF	TIME OF DAY
1 -	OUTLAP	74.0	53.244	70.2	27.918	104.8	2:01.606	72.03	11.167	11:58:16.838
2 -	35.303	***86.3***	51.737	71.5	26.432	110.9	1:53.472	77.19	3.033	12:00:10.310
3 -	34.092	83.3	50.090	75.7	26.489	***111.6***	1:50.671 **(2)**	79.15	0.232	12:02:00.981
4 -	***33.589***	83.0	50.536	75.4	26.876	109.4	1:51.001 **(3)**	78.91	0.562	12:03:51.982
5 -	34.247	83.3	***49.965***	***75.9***	***26.227***	111.1	***1:50.439*** **(1)**	***79.31***		***12:05:42.421***
6 -	36.009	85.1	52.011	73.1	26.634	108.7	1:54.654	76.40	4.215	12:07:37.075

P22 59 B Tony WALLEN — Lotus 59A

IDEAL LAP TIME : 1:52.102 BEST LAP TIME : 1:52.193 DIFFERENCE : 0.091

LAP	SECTOR 1		SECTOR 2		SECTOR 3		LAP TIME	MPH	DIFF	TIME OF DAY
1 -	OUTLAP	73.6	53.246	70.1	27.623	110.1	2:00.105	72.93	7.912	11:58:17.651
2 -	35.603	84.8	51.841	***75.6***	26.410	110.9	1:53.854 **(3)**	76.93	1.661	12:00:11.505
3 -	34.938	85.9	51.794	63.6	26.671	108.7	1:53.403 **(2)**	77.24	1.210	12:02:04.908
4 -	***34.793***	***89.7***	***50.907***	67.7	28.254	107.0	1:53.954	76.87	1.761	12:03:58.862
5 -	34.869	***89.7***	50.922	71.0	***26.402***	***111.1***	***1:52.193*** **(1)**	***78.07***		***12:05:51.055***
6 -	37.404	87.4	51.700	73.9	27.891	110.1	1:56.995	74.87	4.802	12:07:48.050

P23 46 B Mike LAMPLOUGH — Chevron B15

IDEAL LAP TIME : 1:51.472 BEST LAP TIME : 1:52.208 DIFFERENCE : 0.736

LAP	SECTOR 1		SECTOR 2		SECTOR 3		LAP TIME	MPH	DIFF	TIME OF DAY
1 -	OUTLAP	77.3	55.268	68.5	28.829	105.1	2:05.073	70.03	12.865	11:57:50.770
2 -	36.007	87.6	51.817	74.6	***26.363***	***110.1***	1:54.187	76.71	1.979	11:59:44.957
3 -	***34.619***	83.9	51.207	75.3	26.382	109.1	***1:52.208*** **(1)**	***78.06***		***12:01:37.165***
4 -	34.818	86.2	50.870	***79.8***	26.604	109.6	1:52.292 **(2)**	78.00	0.084	12:03:29.457
5 -	35.008	87.8	51.213	67.1	27.346	107.2	1:53.567 **(3)**	77.13	1.359	12:05:23.024
6 -	40.390	***91.0***	***50.490***	67.8	26.991	106.5	1:57.871	74.31	5.663	12:07:20.895

Weather / Track : Cloudy / Dry

Brands Hatch GP: 2.4332 miles
Date: 09/07/2022 Start: 11:55 Finish: 12:12

HSCC Historic Formula 3 Championship

QUALIFYING - RACE 7 - SECTOR ANALYSIS

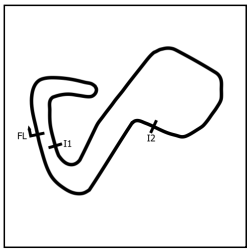

SECTOR 1 = FL to I1, SECTOR 2 = I1 to I2, SECTOR 3 = I2 to FL, DIFF = Difference To Personal Best Lap, P = Crossed Finish Line in Pit Lane, D = Time Disallowed

P24 18 A Bill COWING Ginetta G8

IDEAL LAP TIME : 1:55.620 BEST LAP TIME : 1:57.695 DIFFERENCE : 2.075

LAP	SECTOR 1		SECTOR 2		SECTOR 3		LAP TIME	MPH	DIFF	TIME OF DAY
1 -	OUTLAP	62.8	1:01.932	61.4	31.273	88.8	2:17.705	63.61	20.010	11:58:39.969
2 -	37.288	80.5	54.310	***76.0***	29.307	100.1	2:00.905	72.45	3.210	12:00:40.874
3 -	36.221	83.9	53.045	74.0	28.429	***103.0***	***1:57.695*** **(1)**	***74.42***		***12:02:38.569***
4 -	***35.785***	84.4	53.709	63.7	28.930	102.6	1:58.424 **(3)**	73.97	0.729	12:04:36.993
5 -	36.035	81.1	54.462	73.8	***27.840***	101.8	1:58.337 **(2)**	74.02	0.642	12:06:35.330

P25 14 B Simon ETHERINGTON Brabham BT15

IDEAL LAP TIME : 2:02.002 BEST LAP TIME : 2:02.948 DIFFERENCE : 0.946

LAP	SECTOR 1		SECTOR 2		SECTOR 3		LAP TIME	MPH	DIFF	TIME OF DAY
1 -	OUTLAP	73.6	57.510	58.5	29.875	99.1	2:11.181	66.77	8.233	11:58:46.997
2 -	38.330	***78.3***	***55.917***	62.7	28.897	101.2	2:03.144 **(2)**	71.13	0.196	12:00:50.141
3 -	37.744	72.3	55.987	55.6	29.429	***101.5***	2:03.160 **(3)**	71.12	0.212	12:02:53.301
4 -	***37.700***	76.5	56.399	61.5	28.849	101.3	***2:02.948*** **(1)**	***71.24***		***12:04:56.249***
5 -	38.084	61.7	57.145	***65.2***	***28.385***	100.4	2:03.614	70.86	0.666	12:06:59.863

P26 52 B Kim SHEARN Penny Ford PF1

IDEAL LAP TIME : 2:06.724 BEST LAP TIME : 2:07.402 DIFFERENCE : 0.678

LAP	SECTOR 1		SECTOR 2		SECTOR 3		LAP TIME	MPH	DIFF	TIME OF DAY
1 -	OUTLAP	60.4	1:07.328	54.2	32.495	86.5	2:30.442	58.22	23.040	11:59:03.648
2 -	41.092	70.1	1:01.608	61.6	31.061	95.0	2:13.761	65.48	6.359	12:01:17.409
3 -	***38.931***	71.6	1:00.023	62.9	29.968	95.8	2:08.922 **(3)**	67.94	1.520	12:03:26.331
4 -	39.756	71.6	58.874	63.0	***29.202***	***97.1***	2:07.832 **(2)**	68.52	0.430	12:05:34.163
5 -	39.197	***75.7***	***58.591***	***64.0***	29.614	96.4	***2:07.402*** **(1)**	***68.75***		***12:07:41.565***

HSCC Historic Formula 3 Championship

QUALIFYING - RACE 7 - BEST SECTORS

	SECTOR 1			SECTOR 2			SECTOR 3			IDEAL / BEST COMPARISON					
POS	NO	NAME	TIME	NO	NAME	TIME	NO	NAME	TIME	POS	NO	NAME	IDEAL	BEST	DIFF
												PERFECT LAP	1:37.647		
1	1	TIMMS	30.886	15	HARRISON	43.317	15	HARRISON	23.444	1	15	HARRISON	1:37.742	1:37.841	0.099
2	15	HARRISON	30.981	1	TIMMS	43.947	1	TIMMS	23.732	2	1	TIMMS	1:38.565	1:38.969	0.404
3	411	BANKHURST	31.496	11	ARMER	45.002	26	SEAMAN	24.408	3	26	SEAMAN	1:41.344	1:41.713	0.369
4	63	WIDMER	31.912	26	SEAMAN	45.011	93	FISCHER	24.489	4	11	ARMER	1:41.866	1:42.846	0.980
5	11	ARMER	31.913	77	DEROSSI	45.548	28	TIMMS	24.584	5	411	BANKHURST	1:42.149	1:42.966	0.817
6	26	SEAMAN	31.925	93	FISCHER	45.551	77	DEROSSI	24.617	6	93	FISCHER	1:42.289	1:43.036	0.747
7	93	FISCHER	32.249	63	WIDMER	45.956	411	BANKHURST	24.660	7	77	DEROSSI	1:42.425	1:43.191	0.766
8	77	DEROSSI	32.260	28	TIMMS	45.992	63	WIDMER	24.666	8	63	WIDMER		1:42.428	
9	6	BOSSON	32.335	411	BANKHURST	45.993	96	MESSER	24.950	9	28	TIMMS	1:43.878	1:46.866	2.988
10	96	MESSER	32.719	16	LINSTONE	47.152	11	ARMER	24.951	10	53	SHARP	1:45.557	1:45.739	0.182
11	76	MULLER	32.726	9	TART	47.202	53	SHARP	25.184	11	96	MESSER	1:45.700	1:45.700	0.000
12	5	NICHOLS	32.996	53	SHARP	47.337	16	LINSTONE	25.316	12	6	BOSSON	1:45.751	1:45.790	0.039
13	53	SHARP	33.036	5	NICHOLS	47.847	76	MULLER	25.320	13	16	LINSTONE	1:45.927	1:46.024	0.097
14	42	PENROSE	33.073	6	BOSSON	47.989	5	NICHOLS	25.400	14	9	TART	1:45.942	1:46.040	0.098
15	9	TART	33.087	96	MESSER	48.031	6	BOSSON	25.427	15	5	NICHOLS	1:46.243	1:46.551	0.308
16	44	HAMILTON	33.250	10	SERGISON	48.473	10	SERGISON	25.510	16	76	MULLER	1:46.639	1:47.460	0.821
17	28	TIMMS	33.302	76	MULLER	48.593	44	HAMILTON	25.605	17	10	SERGISON	1:47.295	1:47.435	0.140
18	10	SERGISON	33.312	44	HAMILTON	48.872	9	TART	25.653	18	44	HAMILTON	1:47.727	1:48.458	0.731
19	39	WIDMER	33.314	39	WIDMER	49.324	39	WIDMER	25.948	19	39	WIDMER	1:48.586	1:48.733	0.147
20	16	LINSTONE	33.459	42	PENROSE	49.766	42	PENROSE	26.094	20	42	PENROSE		1:46.982	
21	34	DUFFY	33.589	34	DUFFY	49.965	34	DUFFY	26.227	21	34	DUFFY	1:49.781	1:50.439	0.658
22	46	LAMPLOUGH	34.619	46	LAMPLOUGH	50.490	46	LAMPLOUGH	26.363	22	46	LAMPLOUGH	1:51.472	1:52.208	0.736
23	59	WALLEN	34.793	59	WALLEN	50.907	59	WALLEN	26.402	23	59	WALLEN	1:52.102	1:52.193	0.091
24	18	COWING	35.785	18	COWING	51.995	18	COWING	27.840	24	18	COWING	1:55.620	1:57.695	2.075
25	14	ETHERINGTON	37.700	14	ETHERINGTON	55.917	14	ETHERINGTON	28.385	25	14	ETHERINGTON	2:02.002	2:02.948	0.946
26	52	SHEARN	38.931	52	SHEARN	58.591	52	SHEARN	29.202	26	52	SHEARN	2:06.724	2:07.402	0.678

Weather / Track : Cloudy / Dry

Brands Hatch GP: 2.4332 miles
Date: 09/07/2022 Start: 11:55 Finish: 12:12

Results can be found at www.tsl-timing.com

Printed - 12:12 Saturday, 09 July 2022

HSCC Historic Formula 3 Championship

QUALIFYING - RACE 7 - BEST SPEEDS

	INTERMEDIATE 1			INTERMEDIATE 2			FINISH LINE		
POS	NO	NAME	MPH	NO	NAME	MPH	NO	NAME	MPH
1	1	TIMMS	96.4	15	HARRISON	96.8	53	SHARP	115.9
2	26	SEAMAN	96.1	77	DEROSSI	87.1	1	TIMMS	115.7
3	6	BOSSON	95.5	11	ARMER	86.8	26	SEAMAN	115.7
4	9	TART	94.7	28	TIMMS	86.2	9	TART	115.5
5	93	FISCHER	94.3	1	TIMMS	85.5	28	TIMMS	115.3
6	15	HARRISON	93.7	26	SEAMAN	85.1	15	HARRISON	114.7
7	411	BANKHURST	93.4	93	FISCHER	83.1	76	MULLER	114.1
8	28	TIMMS	93.3	411	BANKHURST	83.0	93	FISCHER	113.5
9	77	DEROSSI	93.0	44	HAMILTON	80.9	6	BOSSON	113.3
10	44	HAMILTON	92.6	42	PENROSE	80.0	5	NICHOLS	113.1
11	5	NICHOLS	92.5	6	BOSSON	79.8	44	HAMILTON	112.5
12	11	ARMER	91.8	46	LAMPLOUGH	79.8	77	DEROSSI	112.0
13	76	MULLER	91.6	76	MULLER	79.3	34	DUFFY	111.6
14	96	MESSER	91.5	53	SHARP	78.3	411	BANKHURST	111.4
15	46	LAMPLOUGH	91.0	10	SERGISON	77.3	96	MESSER	111.4
16	53	SHARP	90.9	96	MESSER	76.4	59	WALLEN	111.1
17	39	WIDMER	90.5	18	COWING	76.0	10	SERGISON	110.3
18	59	WALLEN	89.7	34	DUFFY	75.9	16	LINSTONE	110.1
19	16	LINSTONE	88.4	59	WALLEN	75.6	46	LAMPLOUGH	110.1
20	10	SERGISON	87.1	63	WIDMER	75.2	39	WIDMER	107.5
21	34	DUFFY	86.3	16	LINSTONE	75.2	11	ARMER	106.5
22	42	PENROSE	84.9	5	NICHOLS	74.5	18	COWING	103.0
23	18	COWING	84.8	39	WIDMER	73.5	14	ETHERINGTON	101.5
24	14	ETHERINGTON	78.3	9	TART	72.8	52	SHEARN	97.1
25	52	SHEARN	75.7	14	ETHERINGTON	65.2			
26				52	SHEARN	64.0			

Weather / Track : Cloudy / Dry

Brands Hatch GP: 2.4332 miles
Date: 09/07/2022 Start: 11:55 Finish: 12:12

Results can be found at www.tsl-timing.com

Printed - 12:12 Saturday, 09 July 2022

HSCC Historic Formula 3 Championship

QUALIFYING - RACE 7 - STATISTICS

Competitors Started	26
Planned Start	2022-07-09 @ 12:05:00.000
Actual Start	2022-07-09 @ 11:55:28.201
Finish Time	2022-07-09 @ 12:12:53.464
Track Length	2.4332mi.
Total Laps	152
Total Distance Covered	369.8600mi.

Session Fastest Lap History

NO	CL	NAME	LAP TIME	TIME OF DAY	LAP	VEHICLE
15	B	**Samuel HARRISON**	**1:37.841**	11:59:09.066	2	Chevron B15

Flag History

TYPE	TIME OF DAY
GREEN	11:55:28.201
RED	12:08:02.722
FINISH	12:12:53.464

Flag Statistics

TYPE	COUNT	TOTAL LAPS	TOTAL TIME
Green	1	7	12:34.521
Red	1	0	4:50.741
Safety Car	0	0	0.000
FCY	0	0	0.000

Weather / Track : Cloudy / Dry

Brands Hatch GP: 2.4332 miles
Date: 09/07/2022 Start: 11:55 Finish: 12:12

HSCC Historic Formula 3 Championship

QUALIFYING - RACE 7 - STATISTICS

CLASS : A

1 Starters

Fastest Lap History

NO	NAME	LAP TIME	TIME OF DAY	LAP	VEHICLE
18	**Bill COWING**	**2:00.905**	12:00:40.901	2	Ginetta G8
18	**Bill COWING**	**1:57.695**	12:02:38.595	3	Ginetta G8

Weather / Track : Cloudy / Dry

Brands Hatch GP: 2.4332 miles
Date: 09/07/2022 Start: 11:55 Finish: 12:12

HSCC Historic Formula 3 Championship

QUALIFYING - RACE 7 - STATISTICS

CLASS : B

24 Starters

Fastest Lap History

NO	NAME	LAP TIME	TIME OF DAY	LAP	VEHICLE
15	**Samuel HARRISON**	**1:37.841**	11:59:09.066	2	Chevron B15

Weather / Track : Cloudy / Dry

Brands Hatch GP: 2.4332 miles
Date: 09/07/2022 Start: 11:55 Finish: 12:12

HSCC Historic Formula 3 Championship

QUALIFYING - RACE 7 - STATISTICS

CLASS : Inv

1 Starters

Fastest Lap History

NO	NAME	LAP TIME	TIME OF DAY	LAP	VEHICLE
39	**Austin WIDMER**	**1:53.227**	12:00:17.389	2	Lotus 61
39	**Austin WIDMER**	**1:50.990**	12:02:08.379	3	Lotus 61
39	**Austin WIDMER**	**1:49.658**	12:03:58.037	4	Lotus 61
39	**Austin WIDMER**	**1:48.733**	12:05:46.770	5	Lotus 61

Weather / Track : Cloudy / Dry

Brands Hatch GP: 2.4332 miles
Date: 09/07/2022 Start: 11:55 Finish: 12:12

Sheet No:	Issue Time:

HSCC Historic Formula 3 Championship

RACE 7 - GRID (20 minutes)

ROW 13	25	14	Simon ETHERINGTON	2:02.948
ROW 12	23	46	Mike LAMPLOUGH	1:52.208
ROW 11	21	34	Gil DUFFY	1:50.439
ROW 10	19	44	Peter HAMILTON	1:48.458
ROW 9	17	10	Ewen SERGISON	1:47.435
ROW 8	15	28	Jason TIMMS	1:46.866
ROW 7	13	9	Andrew TART	1:46.040
ROW 6	11	6	Leif BOSSON	1:45.790
ROW 5	9	96	Keith MESSER	1:45.700
ROW 4	7	93	Roland FISCHER	1:43.036
ROW 3	5	11	Simon ARMER	1:42.846
ROW 2	3	26	Steve SEAMAN	1:41.713
ROW 1	1	15	Samuel HARRISON	1:37.841
			Pole	

26	52	Kim SHEARN	2:07.402
24	18	Bill COWING	1:57.695
22	59	Tony WALLEN	1:52.193
20	39	Austin WIDMER	1:48.733
18	76	Clas MULLER	1:47.460
16	42	Will PENROSE	1:46.982
14	5	Steve NICHOLS	1:46.551
12	16	Mark LINSTONE	1:46.024
10	53	Josh SHARP	1:45.739
8	77	Francois DEROSSI	1:43.191
6	411	Ian BANKHURST	1:42.966
4	63	Christoph WIDMER	1:42.428
2	1	Jeremey TIMMS	1:38.969

Brands Hatch GP: 2.4332 miles

These results are provisional until the conclusion of any judicial and technical matters.

Clerk Of Course : Julian Floyd	Stewards :	Timekeeper : Nick Palmer

Sheet No:	Issue Time:

HSCC Historic Formula 3 Championship

RACE 7 - CLASSIFICATION

POS	NO	CL	PIC	NAME	ENTRY	LAPS	TIME	GAP	DIFF	MPH	BEST	ON
1	**15**	B	1	Samuel HARRISON	Chevron B15	**10**	16:34.114			88.11	**1:38.085**	3
2	**1**	B	2	Jeremey TIMMS	Chevron B15	**10**	16:36.187	**2.073**	2.073	87.93	**1:37.794**	4
3	**77**	B	3	Francois DEROSSI	Chevron B17	**10**	17:18.823	**44.709**	42.636	84.32	**1:41.801**	5
4	**63**	B	4	Christoph WIDMER	Brabham BT18A	**10**	17:19.819	**45.705**	0.996	84.24	**1:42.501**	10
5	**11**	B	5	Simon ARMER	March 703	**10**	17:20.417	**46.303**	0.598	84.19	**1:42.358**	3
6	**411**	B	6	Ian BANKHURST	Alexis Mk8	**10**	17:46.026	**1:11.912**	25.609	82.17	**1:42.387**	3
7	**42**	B	7	Will PENROSE	Tecno 69	**10**	17:57.075	**1:22.961**	11.049	81.32	**1:45.047**	5
8	**53**	B	8	Josh SHARP	Chevron B17	**10**	17:58.020	**1:23.906**	0.945	81.25	**1:45.526**	7
9	**16**	B	9	Mark LINSTONE	Brabham BT21	**10**	17:58.504	**1:24.390**	0.484	81.22	**1:45.009**	5
10	**5**	B	10	Steve NICHOLS	Chevron B17	**10**	18:03.956	**1:29.842**	5.452	80.81	**1:46.101**	5
11	**93**	B	11	Roland FISCHER	Tecno 169	**10**	18:04.476	**1:30.362**	0.520	80.77	**1:41.636**	5
12	**9**	B	12	Andrew TART	Merlyn Mk9	**10**	18:11.319	**1:37.205**	6.843	80.26	**1:46.563**	5
13	**44**	B	13	Peter HAMILTON	Tecno	**10**	18:11.542	**1:37.428**	0.223	80.25	**1:46.112**	9
14	**6**	B	14	Leif BOSSON	Brabham BT28	**10**	18:25.267	**1:51.153**	13.725	79.25	**1:46.621**	5
15	**28**	B	15	Jason TIMMS	Brabham BT21	**9**	16:39.418	**1 Lap**	1 Lap	78.88	**1:41.423**	4
16	**39**	Inv	1	Austin WIDMER	Lotus 61	**9**	16:46.620	**1 Lap**	7.202	78.32	**1:48.632**	4
17	**46**	B	16	Mike LAMPLOUGH	Chevron B15	**9**	16:47.714	**1 Lap**	1.094	78.23	**1:46.510**	5
18	**59**	B	17	Tony WALLEN	Lotus 59A	**9**	17:31.109	**1 Lap**	43.395	75.00	**1:52.525**	7
19	**34**	B	18	Gil DUFFY	Brabham BT21B	**9**	17:52.381	**1 Lap**	21.272	73.51	**1:51.138**	2
20	**18**	A	1	Bill COWING	Ginetta G8	**9**	17:54.267	**1 Lap**	1.886	73.38	**1:55.940**	9
21	**14**	B	19	Simon ETHERINGTON	Brabham BT15	**9**	18:26.429	**1 Lap**	32.162	71.25	**1:59.605**	7
					NOT CLASSIFIED							
DNF	**76**	B		Clas MULLER	Brabham BT28	**8**	14:37.364	**2 Laps**	1 Lap	79.87	**1:46.515**	8
DNF	**52**	B		Kim SHEARN	Penny Ford PF1	**6**	12:27.210	**4 Laps**	2 Laps	70.34	**2:00.829**	5
DNF	**26**	B		Steve SEAMAN	Brabham BT21	**5**	8:40.199	**5 Laps**	1 Lap	84.19	**1:42.172**	5
DNF	**10**	B		Ewen SERGISON	De Sanctis F3 69	**4**	11:21.834	**6 Laps**	1 Lap	51.38	**1:59.607**	1
					NOT STARTED							
NS	**96**	B		Keith MESSER	Vesey Ford							

FASTEST LAP

1	B	Jeremey TIMMS	Chevron B15	**4**	1:37.794	89.57 mph	144.15 kph
39	Inv	Austin WIDMER	Lotus 61	**4**	1:48.632	80.63 mph	129.77 kph
18	A	Bill COWING	Ginetta G8	**9**	1:55.940	75.55 mph	121.59 kph

Race Distance: 10 Laps / 24.33 miles
Brands Hatch GP: 2.4332 miles
Date: 09/07/2022 Start: 17:59 Finish: 18:16

Weather / Track : Sunny / Dry
These results are provisional until the conclusion of any judicial and technical matters.

Clerk Of Course : Julian Floyd	Stewards :	Timekeeper : Nick Palmer

HSCC Historic Formula 3 Championship

RACE 7 - LAP CHART

LAP 1		@ 18:01:44.095
NO	BEHIND	LAP TIME
15		1:46.074
1	0.306	1:46.380
26	2.679	1:48.753
63	4.963	1:51.037
11	5.885	1:51.959
77	5.994	1:52.068
411	6.099	1:52.173
53	10.800	1:56.874
28	10.848	1:56.922
93	11.174	1:57.248
16	11.713	1:57.787
42	12.515	1:58.589
5	13.025	1:59.099
10	13.533	1:59.607
6	14.500	2:00.574
44	14.763	2:00.837
9	15.398	2:01.472
76	16.257	2:02.331
46	16.874	2:02.948
34	17.003	2:03.077
39	17.638	2:03.712
18	21.642	2:07.716
59	26.449	2:12.523
14	28.447	2:14.521
52	29.106	2:15.180

LAP 2		@ 18:03:22.292
NO	BEHIND	LAP TIME
15		1:38.197
1	1.396	1:39.287
26	7.509	1:43.027
63	9.835	1:43.069
411	10.886	1:42.984
11	11.064	1:43.376
77	11.529	1:43.732
28	14.895	1:42.244
93	16.366	1:43.389
53	19.550	1:46.947
42	20.330	1:46.012
16	20.915	1:47.399
5	22.723	1:47.895
6	24.982	1:48.679
44	25.116	1:48.550
9	25.308	1:48.107
76	28.216	1:50.156
46	28.452	1:49.775
34	29.944	1:51.138
39	31.008	1:51.567
18	42.791	1:59.346
59	43.138	1:54.886
14	53.039	2:02.789
52	53.724	2:02.815
10	1:37.344	3:02.008 **P**

LAP 3		@ 18:05:00.377
NO	BEHIND	LAP TIME
15		1:38.085
1	1.769	1:38.458
26	12.466	1:43.042
63	14.454	1:42.704
411	15.188	1:42.387
11	15.337	1:42.358
77	15.689	1:42.245
28	19.103	1:42.293
93	20.847	1:42.566
53	27.734	1:46.269
16	29.726	1:46.896
42	30.045	1:47.800
5	31.553	1:46.915
44	35.254	1:48.223
9	37.284	1:50.061
6	37.626	1:50.729
46	38.037	1:47.670
76	39.000	1:48.869
39	42.318	1:49.395
18	1:04.319	1:59.613
59	1:04.493	1:59.440
34	1:12.166	2:20.307
14	1:16.067	2:01.113
52	1:18.277	2:02.638

LAP 4		@ 18:06:38.689
NO	BEHIND	LAP TIME
15		1:38.312
1	1.251	1:37.794
26	17.359	1:43.205
63	18.835	1:42.693
411	21.409	1:44.533
77	21.640	1:44.263
11	21.933	1:44.908
28	22.214	1:41.423
93	25.030	1:42.495
53	35.989	1:46.567
16	37.343	1:45.929
42	37.838	1:46.105
5	40.156	1:46.915
44	45.264	1:48.322
9	46.747	1:47.775
46	47.619	1:47.894
6	49.000	1:49.686
76	49.343	1:48.655
39	52.638	1:48.632
59	1:21.762	1:55.581
18	1:26.681	2:00.674
34	1:28.422	1:54.568
14	1:37.476	1:59.721

LAP 5		@ 18:08:17.025
NO	BEHIND	LAP TIME
15		1:38.336
1	1.711	1:38.796
52	1 Lap	2:04.857
26	21.195	1:42.172
63	23.102	1:42.603
77	25.105	1:41.801
411	26.472	1:43.399
11	26.624	1:43.027
28	26.806	1:42.928
93	28.330	1:41.636
53	43.585	1:45.932
16	44.016	1:45.009
42	44.549	1:45.047
5	47.921	1:46.101
10	2 Laps	4:12.229 **P**
44	54.843	1:47.915
9	54.974	1:46.563
46	55.793	1:46.510
6	57.285	1:46.621
76	57.558	1:46.551
39	1:03.834	1:49.532
59	1:37.578	1:54.152

Weather / Track : Sunny / Dry

Brands Hatch GP: 2.4332 miles
Date: 09/07/2022 Start: 17:59 Finish: 18:16

HSCC Historic Formula 3 Championship

RACE 7 - LAP CHART

LAP 6		@ 18:09:55.856
NO	BEHIND	LAP TIME
15		1:38.831
1	1.810	1:38.930
34	1 Lap	1:55.254
18	1 Lap	1:58.561
14	1 Lap	1:59.979
63	27.550	1:43.279
52	1 Lap	2:00.829
77	28.799	1:42.525
11	30.277	1:42.484
28	30.723	1:42.748
93	31.174	1:41.675
411	38.300	1:50.659
53	51.508	1:46.754
42	51.820	1:46.102
16	52.272	1:47.087
5	56.275	1:47.185
9	1:04.082	1:47.939
44	1:04.318	1:48.306
6	1:05.600	1:47.146
76	1:06.296	1:47.569
46	1:13.833	1:56.871
39	1:16.982	1:51.979
10	2 Laps	2:07.990

LAP 7		@ 18:11:34.095
NO	BEHIND	LAP TIME
15		1:38.239
1	2.899	1:39.328
59	1 Lap	1:53.160
34	1 Lap	1:54.854
18	1 Lap	1:56.136
63	32.425	1:43.114
77	33.916	1:43.356
11	34.996	1:42.958
28	35.286	1:42.802
93	39.298	1:46.363
14	1 Lap	2:00.604
411	44.607	1:44.546
52	1 Lap	2:00.891
53	58.795	1:45.526
42	59.659	1:46.078
16	1:00.289	1:46.256
5	1:06.052	1:48.016
9	1:13.282	1:47.439
76	1:14.775	1:46.718
44	1:15.133	1:49.054
6	1:15.738	1:48.377
46	1:28.147	1:52.553
39	1:28.578	1:49.835

LAP 8		@ 18:13:12.379
NO	BEHIND	LAP TIME
15		1:38.284
1	3.503	1:38.888
59	1 Lap	1:52.525
77	38.647	1:43.015
63	38.689	1:44.548
11	40.065	1:43.353
34	1 Lap	1:57.729
93	44.337	1:43.323
18	1 Lap	1:58.736
411	51.952	1:45.629
14	1 Lap	1:59.605
53	1:08.580	1:48.069
42	1:08.808	1:47.433
16	1:09.075	1:47.070
5	1:15.596	1:47.828
9	1:22.511	1:47.513
76	1:23.006	1:46.515
44	1:23.593	1:46.744
6	1:24.101	1:46.647
28	1:36.269	2:39.267

LAP 9		@ 18:14:53.724
NO	BEHIND	LAP TIME
15		1:41.345
46	1 Lap	1:52.426
1	1.313	1:39.155
39	1 Lap	1:52.537
77	39.941	1:42.639
63	41.615	1:44.271
11	41.814	1:43.094
59	1 Lap	1:56.149
411	59.772	1:49.165
34	1 Lap	2:00.471
18	1 Lap	1:57.545
42	1:14.147	1:46.684
53	1:15.671	1:48.436
16	1:16.329	1:48.599
5	1:21.138	1:46.887
93	1:22.422	2:19.430
14	1 Lap	2:03.755
9	1:27.981	1:46.815
44	1:28.360	1:46.112
6	1:33.865	1:51.109

LAP 10		@ 18:16:32.135
NO	BEHIND	LAP TIME
15		1:38.411
1	2.073	1:39.171
28	1 Lap	1:48.791
39	1 Lap	1:49.431
46	1 Lap	1:51.067
77	44.709	1:43.179
63	45.705	1:42.501
11	46.303	1:42.900
59	1 Lap	1:52.693
411	1:11.912	1:50.551
34	1 Lap	1:54.983
18	1 Lap	1:55.940
42	1:22.961	1:47.225
53	1:23.906	1:46.646
16	1:24.390	1:46.472
5	1:29.842	1:47.115
93	1:30.362	1:46.351
9	1:37.205	1:47.635
44	1:37.428	1:47.479
6	1:51.153	1:55.699
14	1 Lap	2:04.342

Weather / Track : Sunny / Dry

Brands Hatch GP: 2.4332 miles
Date: 09/07/2022 Start: 17:59 Finish: 18:16

HSCC Historic Formula 3 Championship

RACE 7 - SECTOR ANALYSIS

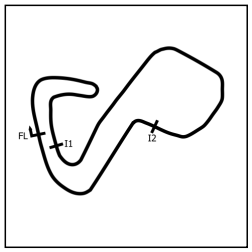

SECTOR 1 = FL to I1, SECTOR 2 = I1 to I2, SECTOR 3 = I2 to FL, DIFF = Difference To Personal Best Lap, P = Crossed Finish Line in Pit Lane, D = Time Disallowed

P1 15 B Samuel HARRISON Chevron B15

IDEAL LAP TIME : 1:37.794 BEST LAP TIME : 1:38.085 DIFFERENCE : 0.291

LAP	SECTOR 1		SECTOR 2		SECTOR 3		LAP TIME		MPH	DIFF	TIME OF DAY
1 -		***98.2***	44.961	92.4	23.856	112.0	1:46.074		82.58	7.989	18:01:44.095
2 -	30.945	97.2	43.520	95.4	23.732	112.2	1:38.197	**(2)**	89.20	0.112	18:03:22.292
3 -	30.948	96.4	***43.387***	93.0	23.750	112.4	***1:38.085***	**(1)**	***89.30***		***18:05:00.377***
4 -	30.828	96.5	43.711	93.9	23.773	112.9	1:38.312		89.10	0.227	18:06:38.689
5 -	30.914	96.9	43.671	91.3	23.751	***113.5***	1:38.336		89.08	0.251	18:08:17.025
6 -	31.046	97.2	44.113	94.1	***23.672***	113.1	1:38.831		88.63	0.746	18:09:55.856
7 -	31.061	96.9	43.492	94.1	23.686	112.9	1:38.239	**(3)**	89.16	0.154	18:11:34.095
8 -	***30.735***	97.3	43.749	***95.5***	23.800	112.9	1:38.284		89.12	0.199	18:13:12.379
9 -	31.244	96.0	45.189	71.6	24.912	112.0	1:41.345		86.43	3.260	18:14:53.724
10 -	31.017	97.6	43.512	93.8	23.882	112.7	1:38.411		89.01	0.326	18:16:32.135

P2 1 B Jeremey TIMMS Chevron B15

IDEAL LAP TIME : 1:37.583 BEST LAP TIME : 1:37.794 DIFFERENCE : 0.211

LAP	SECTOR 1		SECTOR 2		SECTOR 3		LAP TIME		MPH	DIFF	TIME OF DAY
1 -		94.6	45.474	90.9	23.787	114.7	1:46.380		82.34	8.586	18:01:44.401
2 -	31.600	97.5	43.953	87.0	23.734	113.3	1:39.287		88.22	1.493	18:03:23.688
3 -	31.070	97.8	43.921	88.6	***23.467***	113.5	1:38.458	**(2)**	88.97	0.664	18:05:02.146
4 -	30.740	97.2	***43.512***	89.3	23.542	114.5	***1:37.794***	**(1)**	***89.57***		***18:06:39.940***
5 -	***30.604***	98.5	44.034	86.9	24.158	114.1	1:38.796	**(3)**	88.66	1.002	18:08:18.736
6 -	31.110	***98.6***	44.210	89.9	23.610	112.9	1:38.930		88.54	1.136	18:09:57.666
7 -	31.220	97.2	43.757	90.5	24.351	113.3	1:39.328		88.19	1.534	18:11:36.994
8 -	30.996	96.9	43.979	89.5	23.913	112.0	1:38.888		88.58	1.094	18:13:15.882
9 -	31.447	95.7	43.988	88.5	23.720	***115.1***	1:39.155		88.34	1.361	18:14:55.037
10 -	31.698	96.9	43.799	***91.1***	23.674	113.1	1:39.171		88.33	1.377	18:16:34.208

P3 77 B Francois DEROSSI Chevron B17

IDEAL LAP TIME : 1:40.862 BEST LAP TIME : 1:41.801 DIFFERENCE : 0.939

LAP	SECTOR 1		SECTOR 2		SECTOR 3		LAP TIME		MPH	DIFF	TIME OF DAY
1 -		93.4	46.255	89.8	26.047	106.5	1:52.068		78.16	10.267	18:01:50.089
2 -	32.992	94.6	45.701	87.9	25.039	108.4	1:43.732		84.44	1.931	18:03:33.821
3 -	32.526	94.1	***45.107***	87.9	24.612	111.1	1:42.245	**(2)**	85.67	0.444	18:05:16.066
4 -	32.565	93.9	47.407	86.7	24.291	***113.3***	1:44.263		84.01	2.462	18:07:00.329
5 -	***31.559***	***96.6***	46.046	89.1	***24.196***	110.7	***1:41.801***	**(1)**	***86.04***		***18:08:42.130***
6 -	31.717	95.0	45.700	89.4	25.108	108.5	1:42.525	**(3)**	85.44	0.724	18:10:24.655
7 -	32.573	94.6	46.460	***90.0***	24.323	109.8	1:43.356		84.75	1.555	18:12:08.011
8 -	31.942	89.7	46.311	82.8	24.762	112.2	1:43.015		85.03	1.214	18:13:51.026
9 -	32.214	94.1	45.430	89.2	24.995	107.0	1:42.639		85.34	0.838	18:15:33.665
10 -	32.474	94.9	46.162	89.1	24.543	105.5	1:43.179		84.89	1.378	18:17:16.844

P4 63 B Christoph WIDMER Brabham BT18A

IDEAL LAP TIME : 1:42.174 BEST LAP TIME : 1:42.501 DIFFERENCE : 0.327

LAP	SECTOR 1		SECTOR 2		SECTOR 3		LAP TIME		MPH	DIFF	TIME OF DAY
1 -		93.7	46.698	85.0	25.331	108.5	1:51.037		78.89	8.536	18:01:49.058
2 -	32.199	94.2	45.840	86.3	25.030	108.4	1:43.069		84.99	0.568	18:03:32.127
3 -	31.973	94.5	45.954	86.2	24.777	108.5	1:42.704		85.29	0.203	18:05:14.831
4 -	***31.777***	93.7	46.073	87.0	24.843	109.4	1:42.693	**(3)**	85.30	0.192	18:06:57.524
5 -	32.000	94.2	***45.801***	87.2	24.802	109.1	1:42.603	**(2)**	85.37	0.102	18:08:40.127
6 -	31.865	94.5	46.107	85.5	25.307	107.7	1:43.279		84.81	0.778	18:10:23.406
7 -	31.873	95.0	46.489	83.3	24.752	109.2	1:43.114		84.95	0.613	18:12:06.520
8 -	31.894	94.3	47.561	84.3	25.093	109.1	1:44.548		83.78	2.047	18:13:51.068
9 -	32.411	93.5	46.085	***88.5***	25.775	107.7	1:44.271		84.01	1.770	18:15:35.339
10 -	32.004	***95.4***	45.901	83.0	***24.596***	***110.5***	***1:42.501***	**(1)**	***85.46***		***18:17:17.840***

Weather / Track : Sunny / Dry

Brands Hatch GP: 2.4332 miles
Date: 09/07/2022 Start: 17:59 Finish: 18:16

HSCC Historic Formula 3 Championship

RACE 7 - SECTOR ANALYSIS

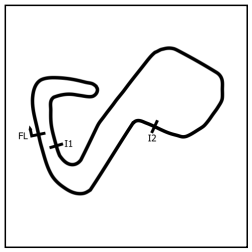

SECTOR 1 = FL to I1, SECTOR 2 = I1 to I2, SECTOR 3 = I2 to FL, DIFF = Difference To Personal Best Lap, P = Crossed Finish Line in Pit Lane, D = Time Disallowed

P5 11 B Simon ARMER — March 703

IDEAL LAP TIME : 1:41.352 BEST LAP TIME : 1:42.358 DIFFERENCE : 1.006

LAP	SECTOR 1		SECTOR 2		SECTOR 3		LAP TIME		MPH	DIFF	TIME OF DAY
1 -		91.4	47.149	81.6	25.425	105.8	1:51.959		78.24	9.601	18:01:49.980
2 -	32.253	92.6	45.979	83.8	25.144	108.7	1:43.376		84.73	1.018	18:03:33.356
3 -	32.174	93.3	***45.220***	81.3	24.964	108.0	***1:42.358***	**(1)**	***85.58***		***18:05:15.714***
4 -	32.725	90.1	47.095	80.1	25.088	110.5	1:44.908		83.50	2.550	18:07:00.622
5 -	32.098	***94.2***	46.108	79.9	24.821	110.1	1:43.027		85.02	0.669	18:08:43.649
6 -	32.796	89.9	45.256	***87.8***	***24.432***	108.5	1:42.484	**(2)**	85.47	0.126	18:10:26.133
7 -	***31.700***	93.8	46.637	85.8	24.621	107.3	1:42.958		85.08	0.600	18:12:09.091
8 -	32.260	93.3	45.814	81.8	25.279	***110.7***	1:43.353		84.75	0.995	18:13:52.444
9 -	32.349	93.7	45.264	81.1	25.481	107.7	1:43.094		84.96	0.736	18:15:35.538
10 -	32.575	93.7	45.470	78.7	24.855	108.0	1:42.900	**(3)**	85.12	0.542	18:17:18.438

P6 411 B Ian BANKHURST — Alexis Mk8

IDEAL LAP TIME : 1:41.854 BEST LAP TIME : 1:42.387 DIFFERENCE : 0.533

LAP	SECTOR 1		SECTOR 2		SECTOR 3		LAP TIME		MPH	DIFF	TIME OF DAY
1 -		89.7	46.864	84.2	25.348	***109.6***	1:52.173		78.09	9.786	18:01:50.194
2 -	32.527	93.8	45.663	85.3	***24.794***	109.4	1:42.984	**(2)**	85.06	0.597	18:03:33.178
3 -	***31.622***	***94.2***	***45.438***	***85.5***	25.327	107.8	***1:42.387***	**(1)**	***85.55***		***18:05:15.565***
4 -	32.853	89.5	46.529	81.1	25.151	108.2	1:44.533		83.79	2.146	18:07:00.098
5 -	31.710	94.1	46.601	81.0	25.088	104.2	1:43.399	**(3)**	84.71	1.012	18:08:43.497
6 -	33.226	88.5	51.666	79.6	25.767	109.2	1:50.659		79.16	8.272	18:10:34.156
7 -	32.329	87.0	46.898	80.1	25.319	109.2	1:44.546		83.78	2.159	18:12:18.702
8 -	33.860	87.0	46.342	81.1	25.427	109.2	1:45.629		82.93	3.242	18:14:04.331
9 -	32.834	86.1	48.393	79.5	27.938	104.2	1:49.165		80.24	6.778	18:15:53.496
10 -	34.090	64.0	50.332	79.2	26.129	96.5	1:50.551		79.23	8.164	18:17:44.047

P7 42 B Will PENROSE — Tecno 69

IDEAL LAP TIME : 1:44.642 BEST LAP TIME : 1:45.047 DIFFERENCE : 0.405

LAP	SECTOR 1		SECTOR 2		SECTOR 3		LAP TIME		MPH	DIFF	TIME OF DAY
1 -		87.9	49.628	82.8	25.612	110.5	1:58.589		73.86	13.542	18:01:56.610
2 -	32.294		48.002	80.5	25.716	110.1	1:46.012	**(2)**	82.63	0.965	18:03:42.622
3 -	***32.239***	***92.1***	50.355	78.0	25.206	***111.4***	1:47.800		81.26	2.753	18:05:30.422
4 -	33.104	91.1	47.969	81.0	25.032	111.1	1:46.105		82.55	1.058	18:07:16.527
5 -	32.644	86.4	***47.407***	81.3	***24.996***	***111.4***	***1:45.047***	**(1)**	***83.38***		***18:09:01.574***
6 -				***85.4***	25.239	111.2	1:46.102		82.56	1.055	18:10:47.676
7 -					25.265	110.1	1:46.078	**(3)**	82.57	1.031	18:12:33.754
8 -							1:47.433		81.53	2.386	18:14:21.187
9 -	33.429		47.963	81.5	25.292		1:46.684		82.11	1.637	18:16:07.871
10 -				79.1	25.403		1:47.225		81.69	2.178	18:17:55.096

P8 53 B Josh SHARP — Chevron B17

IDEAL LAP TIME : 1:45.477 BEST LAP TIME : 1:45.526 DIFFERENCE : 0.049

LAP	SECTOR 1		SECTOR 2		SECTOR 3		LAP TIME		MPH	DIFF	TIME OF DAY
1 -		87.2	48.840	75.1	26.208	109.2	1:56.874		74.95	11.348	18:01:54.895
2 -	33.762	92.4	47.666	79.2	25.519	***110.9***	1:46.947		81.90	1.421	18:03:41.842
3 -	***32.902***	93.4	47.578	73.7	25.789	110.5	1:46.269	**(3)**	82.43	0.743	18:05:28.111
4 -	33.127	92.3	48.002	76.6	25.438	110.7	1:46.567		82.20	1.041	18:07:14.678
5 -	33.050	93.3	47.463	78.9	25.419	110.5	1:45.932	**(2)**	82.69	0.406	18:09:00.610
6 -	33.251	89.9	47.977	80.4	25.526	109.8	1:46.754		82.05	1.228	18:10:47.364
7 -	32.951	92.6	***47.237***	78.3	***25.338***	110.0	***1:45.526***	**(1)**	***83.01***		***18:12:32.890***
8 -	34.076	91.8	48.281	81.0	25.712	106.6	1:48.069		81.05	2.543	18:14:20.959
9 -	34.518	90.4	48.385	80.8	25.533	109.4	1:48.436		80.78	2.910	18:16:09.395
10 -	33.083	***93.7***	48.069	***81.2***	25.494	107.3	1:46.646		82.13	1.120	18:17:56.041

Weather / Track : Sunny / Dry

Brands Hatch GP: 2.4332 miles
Date: 09/07/2022 Start: 17:59 Finish: 18:16

HSCC Historic Formula 3 Championship

RACE 7 - SECTOR ANALYSIS

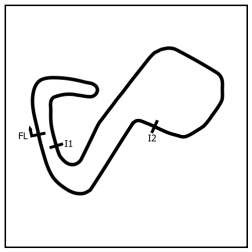

SECTOR 1 = FL to I1, SECTOR 2 = I1 to I2, SECTOR 3 = I2 to FL, DIFF = Difference To Personal Best Lap, P = Crossed Finish Line in Pit Lane, D = Time Disallowed

P9 16 B Mark LINSTONE — Brabham BT21

IDEAL LAP TIME : 1:44.855 BEST LAP TIME : 1:45.009 DIFFERENCE : 0.154

LAP	SECTOR 1		SECTOR 2		SECTOR 3		LAP TIME	MPH	DIFF	TIME OF DAY
1 -		88.1	49.441	74.3	26.667	106.0	1:57.787	74.36	12.778	18:01:55.808
2 -	33.782	90.8	48.031	77.1	25.586	109.8	1:47.399	81.56	2.390	18:03:43.207
3 -	33.218	***92.5***	48.373	77.4	25.305	109.6	1:46.896	81.94	1.887	18:05:30.103
4 -	33.364	91.0	47.268	75.7	25.297	110.0	1:45.929 **(2)**	82.69	0.920	18:07:16.032
5 -	32.898	91.4	***47.267***	77.5	***24.844***	110.9	***1:45.009*** **(1)**	***83.41***		***18:09:01.041***
6 -	33.693	89.4	48.293	79.2	25.101	***111.1***	1:47.087	81.80	2.078	18:10:48.128
7 -	33.169	86.1	48.146	80.6	24.941	110.1	1:46.256 **(3)**	82.44	1.247	18:12:34.384
8 -	33.291	91.6	48.591	***80.7***	25.188	110.3	1:47.070	81.81	2.061	18:14:21.454
9 -	34.406	89.2	48.564	79.7	25.629	108.2	1:48.599	80.66	3.590	18:16:10.053
10 -	***32.744***	89.2	48.589	80.6	25.139	106.0	1:46.472	82.27	1.463	18:17:56.525

P10 5 B Steve NICHOLS — Chevron B17

IDEAL LAP TIME : 1:45.651 BEST LAP TIME : 1:46.101 DIFFERENCE : 0.450

LAP	SECTOR 1		SECTOR 2		SECTOR 3		LAP TIME	MPH	DIFF	TIME OF DAY
1 -		88.3	50.199	73.7	25.927	112.5	1:59.099	73.55	12.998	18:01:57.120
2 -	33.748	91.4	48.522	***78.4***	25.625	112.0	1:47.895	81.18	1.794	18:03:45.015
3 -	33.094	89.7	48.445	72.4	25.376	***112.9***	1:46.915 **(3)**	81.93	0.814	18:05:31.930
4 -	33.336	93.7	48.083	74.9	25.496	112.2	1:46.915 **(3)**	81.93	0.814	18:07:18.845
5 -	33.158	***94.1***	***47.563***	71.6	25.380	111.4	***1:46.101*** **(1)**	***82.56***		***18:09:04.946***
6 -	***32.848***	92.4	48.659	78.1	25.678	110.5	1:47.185	81.72	1.084	18:10:52.131
7 -	33.316	89.1	49.333	75.9	25.367	111.1	1:48.016	81.09	1.915	18:12:40.147
8 -	33.903	92.0	48.472	75.3	25.453	109.6	1:47.828	81.23	1.727	18:14:27.975
9 -	33.178	92.3	48.469	78.2	***25.240***	110.1	1:46.887 **(2)**	81.95	0.786	18:16:14.862
10 -	33.120	92.8	48.617	77.7	25.378	106.5	1:47.115	81.77	1.014	18:18:01.977

P11 93 B Roland FISCHER — Tecno 169

IDEAL LAP TIME : 1:40.922 BEST LAP TIME : 1:41.636 DIFFERENCE : 0.714

LAP	SECTOR 1		SECTOR 2		SECTOR 3		LAP TIME	MPH	DIFF	TIME OF DAY
1 -		91.9	48.788	75.8	25.734	112.2	1:57.248	74.71	15.612	18:01:55.269
2 -	32.558	94.9	46.115	81.1	24.716	111.6	1:43.389	84.72	1.753	18:03:38.658
3 -	32.585	95.0	45.390	83.2	24.591	112.5	1:42.566	85.40	0.930	18:05:21.224
4 -	***31.874***	95.3	45.617	81.6	25.004	110.9	1:42.495 **(3)**	85.46	0.859	18:07:03.719
5 -	32.044	95.7	***44.911***	81.6	24.681	112.5	***1:41.636*** **(1)**	***86.18***		***18:08:45.355***
6 -	32.063	94.9	45.475	***87.9***	***24.137***	***114.3***	1:41.675 **(2)**	86.15	0.039	18:10:27.030
7 -	31.951	***96.5***	48.389	66.7	26.023	109.8	1:46.363	82.35	4.727	18:12:13.393
8 -	32.657	93.9	45.390	87.1	25.276	107.5	1:43.323	84.78	1.687	18:13:56.716
9 -	1:06.941	83.2	47.164	84.3	25.325	108.9	2:19.430	62.82	37.794	18:16:16.146
10 -	33.603	89.7	46.981	81.6	25.767	110.9	1:46.351	82.36	4.715	18:18:02.497

P12 9 B Andrew TART — Merlyn Mk9

IDEAL LAP TIME : 1:46.399 BEST LAP TIME : 1:46.563 DIFFERENCE : 0.164

LAP	SECTOR 1		SECTOR 2		SECTOR 3		LAP TIME	MPH	DIFF	TIME OF DAY
1 -		87.2	51.157	78.4	26.135	112.2	2:01.472	72.11	14.909	18:01:59.493
2 -	33.927	92.5	48.256	77.9	25.924	112.9	1:48.107	81.02	1.544	18:03:47.600
3 -	34.412	92.1	49.637	78.2	26.012	111.8	1:50.061	79.59	3.498	18:05:37.661
4 -	33.877	92.8	48.016	76.5	25.882	112.4	1:47.775	81.27	1.212	18:07:25.436
5 -	33.589	92.8	47.561	79.1	***25.413***	***113.5***	***1:46.563*** **(1)**	***82.20***		***18:09:11.999***
6 -	***33.467***	89.9	48.612	78.3	25.860	111.4	1:47.939	81.15	1.376	18:10:59.938
7 -	33.515	***93.2***	48.237	79.8	25.687	111.6	1:47.439 **(3)**	81.53	0.876	18:12:47.377
8 -	33.999	92.8	47.824	78.1	25.690	111.1	1:47.513	81.47	0.950	18:14:34.890
9 -	33.845	92.5	***47.519***	79.1	25.451	111.4	1:46.815 **(2)**	82.00	0.252	18:16:21.705
10 -	33.643	93.0	48.338	***80.0***	25.654	108.9	1:47.635	81.38	1.072	18:18:09.340

HSCC Historic Formula 3 Championship

RACE 7 - SECTOR ANALYSIS

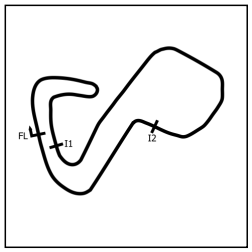

SECTOR 1 = FL to I1, SECTOR 2 = I1 to I2, SECTOR 3 = I2 to FL, DIFF = Difference To Personal Best Lap, P = Crossed Finish Line in Pit Lane, D = Time Disallowed

P13 44 B Peter HAMILTON Tecno

IDEAL LAP TIME : 1:45.914 BEST LAP TIME : 1:46.112 DIFFERENCE : 0.198

LAP	SECTOR 1		SECTOR 2		SECTOR 3		LAP TIME	MPH	DIFF	TIME OF DAY
1 -		92.8	50.680	82.8	25.939	***111.2***	2:00.837	72.49	14.725	18:01:58.858
2 -	33.431	93.5	49.100	79.3	26.019	110.1	1:48.550	80.69	2.438	18:03:47.408
3 -	33.748	91.6	48.806	84.4	25.669	109.4	1:48.223	80.94	2.111	18:05:35.631
4 -	33.393	91.6	49.206	81.5	25.723	108.9	1:48.322	80.86	2.210	18:07:23.953
5 -	33.531	92.3	48.807	83.3	25.577	107.3	1:47.915	81.17	1.803	18:09:11.868
6 -	33.901	89.8	48.716	***85.2***	25.689	108.9	1:48.306	80.88	2.194	18:11:00.174
7 -	33.392	91.5	50.043	78.5	25.619	110.9	1:49.054	80.32	2.942	18:12:49.228
8 -	***33.048***	***93.7***	48.295	84.8	25.401	110.1	1:46.744 **(2)**	82.06	0.632	18:14:35.972
9 -	33.246	83.5	***48.096***	84.7	***24.770***	110.9	***1:46.112*** **(1)**	***82.55***		***18:16:22.084***
10 -	33.500	92.4	48.421	83.8	25.558	108.9	1:47.479 **(3)**	81.50	1.367	18:18:09.563

P14 6 B Leif BOSSON Brabham BT28

IDEAL LAP TIME : 1:45.843 BEST LAP TIME : 1:46.621 DIFFERENCE : 0.778

LAP	SECTOR 1		SECTOR 2		SECTOR 3		LAP TIME	MPH	DIFF	TIME OF DAY
1 -		84.0	50.986	80.7	26.062	112.0	2:00.574	72.65	13.953	18:01:58.595
2 -	33.543	93.5	48.908	78.8	26.228	110.5	1:48.679	80.60	2.058	18:03:47.274
3 -	34.187	85.3	50.907	79.2	25.635	112.2	1:50.729	79.11	4.108	18:05:38.003
4 -	34.221	92.4	49.687	79.6	25.778	112.5	1:49.686	79.86	3.065	18:07:27.689
5 -	***32.681***	93.8	***48.050***	***85.4***	25.890	111.1	***1:46.621*** **(1)**	***82.15***		***18:09:14.310***
6 -	33.281	91.5	48.658	78.3	25.207	112.0	1:47.146 **(3)**	81.75	0.525	18:11:01.456
7 -	32.840	93.9	49.828	79.3	25.709	111.8	1:48.377	80.82	1.756	18:12:49.833
8 -	33.247	***94.7***	48.288	82.2	***25.112***	***113.5***	1:46.647 **(2)**	82.13	0.026	18:14:36.480
9 -	33.433	94.5	50.724	76.0	26.952	108.4	1:51.109	78.84	4.488	18:16:27.589
10 -	33.786	89.4	54.997	68.4	26.916	106.3	1:55.699	75.71	9.078	18:18:23.288

P15 28 B Jason TIMMS Brabham BT21

IDEAL LAP TIME : 1:41.364 BEST LAP TIME : 1:41.423 DIFFERENCE : 0.059

LAP	SECTOR 1		SECTOR 2		SECTOR 3		LAP TIME	MPH	DIFF	TIME OF DAY
1 -		91.0	49.310	75.1	25.646	115.1	1:56.922	74.91	15.499	18:01:54.943
2 -	31.924	93.7	45.750	84.0	24.570	112.9	1:42.244 **(2)**	85.67	0.821	18:03:37.187
3 -	32.082	94.1	45.550	84.2	24.661	112.9	1:42.293 **(3)**	85.63	0.870	18:05:19.480
4 -	***31.670***	94.1	***45.466***	***86.8***	24.287	114.9	***1:41.423*** **(1)**	***86.36***		***18:07:00.903***
5 -	32.338	95.1	45.882	83.2	24.708	***116.3***	1:42.928	85.10	1.505	18:08:43.831
6 -	32.756	92.0	45.764	83.8	***24.228***	113.9	1:42.748	85.25	1.325	18:10:26.579
7 -	31.791	***96.2***	46.599	84.2	24.412	113.5	1:42.802	85.21	1.379	18:12:09.381
8 -	1:23.703	86.2	49.619	75.2	25.945	108.9	2:39.267	55.00	57.844	18:14:48.648
9 -	34.906	90.6	48.864	84.2	25.021	103.0	1:48.791	80.51	7.368	18:16:37.439

P16 39 Inv Austin WIDMER Lotus 61

IDEAL LAP TIME : 1:48.037 BEST LAP TIME : 1:48.632 DIFFERENCE : 0.595

LAP	SECTOR 1		SECTOR 2		SECTOR 3		LAP TIME	MPH	DIFF	TIME OF DAY
1 -		85.8	51.921	76.0	26.548	107.5	2:03.712	70.80	15.080	18:02:01.733
2 -	34.678	89.1	50.729	***78.5***	26.160	***107.7***	1:51.567	78.51	2.935	18:03:53.300
3 -	33.840	90.6	49.159	67.5	26.396	107.2	1:49.395 **(2)**	80.07	0.763	18:05:42.695
4 -	***33.346***	***91.4***	***49.075***	68.8	26.211	107.5	***1:48.632*** **(1)**	***80.63***		***18:07:31.327***
5 -	33.530	90.9	49.672	69.3	26.330	106.5	1:49.532	79.97	0.900	18:09:20.859
6 -	34.555	76.0	51.236	71.6	26.188	106.0	1:51.979	78.22	3.347	18:11:12.838
7 -	33.561	89.8	50.092	68.8	26.182	101.8	1:49.835	79.75	1.203	18:13:02.673
8 -	35.381	82.9	50.589	67.3	26.567	96.9	1:52.537	77.83	3.905	18:14:55.210
9 -	34.050	86.4	49.765	76.0	***25.616***	105.1	1:49.431 **(3)**	80.04	0.799	18:16:44.641

HSCC Historic Formula 3 Championship

RACE 7 - SECTOR ANALYSIS

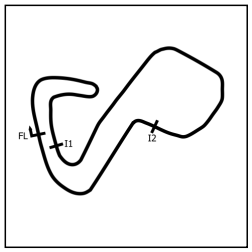

SECTOR 1 = FL to I1, SECTOR 2 = I1 to I2, SECTOR 3 = I2 to FL, DIFF = Difference To Personal Best Lap, P = Crossed Finish Line in Pit Lane, D = Time Disallowed

P17 46 B Mike LAMPLOUGH — Chevron B15

IDEAL LAP TIME : 1:46.460 BEST LAP TIME : 1:46.510 DIFFERENCE : 0.050

LAP	SECTOR 1		SECTOR 2		SECTOR 3		LAP TIME	MPH	DIFF	TIME OF DAY
1 -		90.0	50.851	79.3	26.858	108.7	2:02.948	71.24	16.438	18:02:00.969
2 -	33.993	90.4	50.016	***84.4***	25.766	111.4	1:49.775	79.79	3.265	18:03:50.744
3 -	***33.139***	92.8	49.146	81.3	25.385	***112.9***	1:47.670 **(2)**	81.35	1.160	18:05:38.414
4 -	33.609	92.4	48.490	82.3	25.795	110.9	1:47.894 **(3)**	81.18	1.384	18:07:26.308
5 -	33.189	***93.2***	***48.088***	81.1	***25.233***	111.6	***1:46.510*** **(1)**	***82.24***		***18:09:12.818***
6 -	39.182	83.6	51.196	78.3	26.493	107.8	1:56.871	74.95	10.361	18:11:09.689
7 -	34.469	84.5	51.486	75.8	26.598	106.5	1:52.553	77.82	6.043	18:13:02.242
8 -	35.516	85.4	50.605	78.8	26.305	106.0	1:52.426	77.91	5.916	18:14:54.668
9 -	34.406	87.7	50.252	78.0	26.409	98.1	1:51.067	78.86	4.557	18:16:45.735

P18 59 B Tony WALLEN — Lotus 59A

IDEAL LAP TIME : 1:51.616 BEST LAP TIME : 1:52.525 DIFFERENCE : 0.909

LAP	SECTOR 1		SECTOR 2		SECTOR 3		LAP TIME	MPH	DIFF	TIME OF DAY
1 -		74.1	55.531	70.7	27.511	107.7	2:12.523	66.10	19.998	18:02:10.544
2 -	34.770	88.8	52.113	75.2	28.003	93.2	1:54.886	76.24	2.361	18:04:05.430
3 -	37.236	71.9	54.776	76.7	27.428	100.4	1:59.440	73.34	6.915	18:06:04.870
4 -	36.083	89.7	52.522	74.5	26.976	107.2	1:55.581	75.78	3.056	18:08:00.451
5 -	35.467	87.9	52.003	76.8	26.682	107.8	1:54.152	76.73	1.627	18:09:54.603
6 -	36.206	82.7	***50.301***	78.1	26.653	***108.7***	1:53.160 **(3)**	77.41	0.635	18:11:47.763
7 -	35.006	***90.1***	50.505	74.7	27.014	108.2	***1:52.525*** **(1)**	***77.84***		***18:13:40.288***
8 -	36.097	88.6	51.133	75.3	28.919	105.6	1:56.149	75.41	3.624	18:15:36.437
9 -	***34.704***	87.3	51.378	***78.2***	***26.611***	98.2	1:52.693 **(2)**	77.73	0.168	18:17:29.130

P19 34 B Gil DUFFY — Brabham BT21B

IDEAL LAP TIME : 1:51.027 BEST LAP TIME : 1:51.138 DIFFERENCE : 0.111

LAP	SECTOR 1		SECTOR 2		SECTOR 3		LAP TIME	MPH	DIFF	TIME OF DAY
1 -		***90.1***	50.540	79.6	26.647	107.0	2:03.077	71.17	11.939	18:02:01.098
2 -	34.901	88.0	***50.493***	***81.3***	***25.744***	***110.1***	***1:51.138*** **(1)**	***78.81***		***18:03:52.236***
3 -	58.114	71.3	55.135	69.7	27.058	109.1	2:20.307	62.43	29.169	18:06:12.543
4 -	35.387	80.8	52.314	69.8	26.867	108.2	1:54.568 **(2)**	76.45	3.430	18:08:07.111
5 -	***34.790***	86.0	52.677	69.6	27.787	107.0	1:55.254	76.00	4.116	18:10:02.365
6 -	35.725	86.9	52.266	72.9	26.863	108.0	1:54.854 **(3)**	76.26	3.716	18:11:57.219
7 -	35.996	78.5	53.145	60.9	28.588	105.6	1:57.729	74.40	6.591	18:13:54.948
8 -	36.544	79.7	54.452	62.8	29.475	102.1	2:00.471	72.71	9.333	18:15:55.419
9 -	35.686	87.2	52.681	71.8	26.616	96.8	1:54.983	76.18	3.845	18:17:50.402

P20 18 A Bill COWING — Ginetta G8

IDEAL LAP TIME : 1:55.032 BEST LAP TIME : 1:55.940 DIFFERENCE : 0.908

LAP	SECTOR 1		SECTOR 2		SECTOR 3		LAP TIME	MPH	DIFF	TIME OF DAY
1 -		***84.9***	***52.110***	73.0	28.086	100.4	2:07.716	68.58	11.776	18:02:05.737
2 -	36.420	81.5	54.171	73.7	28.755	98.2	1:59.346	73.39	3.406	18:04:05.083
3 -	37.186	77.4	54.159	74.6	28.268	97.5	1:59.613	73.23	3.673	18:06:04.696
4 -	36.391	79.1	55.815	71.3	28.468	98.5	2:00.674	72.59	4.734	18:08:05.370
5 -	36.862	70.6	53.836	71.9	27.863	101.5	1:58.561	73.88	2.621	18:10:03.931
6 -	***35.346***	83.8	53.214	76.4	***27.576***	101.3	1:56.136 **(2)**	75.42	0.196	18:12:00.067
7 -	35.778	80.8	53.475	69.9	29.483	98.1	1:58.736	73.77	2.796	18:13:58.803
8 -	35.536	83.1	54.174	74.3	27.835	***101.8***	1:57.545 **(3)**	74.52	1.605	18:15:56.348
9 -	35.657	83.7	52.523	***76.7***	27.760	***101.8***	***1:55.940*** **(1)**	***75.55***		***18:17:52.288***

HSCC Historic Formula 3 Championship

RACE 7 - SECTOR ANALYSIS

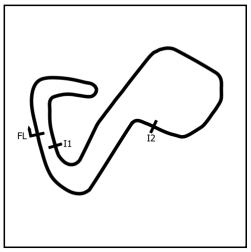

SECTOR 1 = FL to I1, SECTOR 2 = I1 to I2, SECTOR 3 = I2 to FL, DIFF = Difference To Personal Best Lap, P = Crossed Finish Line in Pit Lane, D = Time Disallowed

P21 14 B Simon ETHERINGTON — Brabham BT15

IDEAL LAP TIME : 1:58.585 BEST LAP TIME : 1:59.605 DIFFERENCE : 1.020

LAP	SECTOR 1		SECTOR 2		SECTOR 3		LAP TIME		MPH	DIFF	TIME OF DAY
1 -		72.7	55.462	65.2	29.929	100.1	2:14.521		65.11	14.916	18:02:12.542
2 -	37.950	77.6	55.822	59.4	29.017	95.0	2:02.789		71.34	3.184	18:04:15.331
3 -	38.344	77.1	54.529	66.0	28.240	***101.3***	2:01.113		72.32	1.508	18:06:16.444
4 -	***37.196***	81.6	54.101	64.7	28.424	100.1	1:59.721	**(2)**	73.16	0.116	18:08:16.165
5 -	37.543	81.7	54.430	64.5	28.006	100.9	1:59.979	**(3)**	73.01	0.374	18:10:16.144
6 -	37.451	82.2	55.138	62.6	28.015	100.3	2:00.604		72.63	0.999	18:12:16.748
7 -	38.216	***82.6***	***53.520***	70.1	***27.869***	100.1	***1:59.605***	**(1)**	***73.23***		***18:14:16.353***
8 -	38.637	78.7	56.192	63.1	28.926	97.5	2:03.755		70.78	4.150	18:16:20.108
9 -	38.183	79.5	57.486	***70.4***	28.673	96.0	2:04.342		70.44	4.737	18:18:24.450

P22 76 B Clas MULLER — Brabham BT28

IDEAL LAP TIME : 1:45.738 BEST LAP TIME : 1:46.515 DIFFERENCE : 0.777

LAP	SECTOR 1		SECTOR 2		SECTOR 3		LAP TIME		MPH	DIFF	TIME OF DAY
1 -		88.1	51.213	71.0	26.490	110.1	2:02.331		71.60	15.816	18:02:00.352
2 -	33.957	90.1	50.017	79.0	26.182	109.8	1:50.156		79.52	3.641	18:03:50.508
3 -	34.329	91.6	48.756	78.9	25.784	112.5	1:48.869		80.46	2.354	18:05:39.377
4 -	33.637	91.4	49.370	73.4	25.648	112.7	1:48.655		80.62	2.140	18:07:28.032
5 -	32.943	90.9	***47.743***	***82.0***	25.865	111.4	1:46.551	**(2)**	82.21	0.036	18:09:14.583
6 -	33.408	91.0	48.466	80.0	25.695	***113.9***	1:47.569		81.43	1.054	18:11:02.152
7 -	***32.595***	***92.1***	48.679	75.9	25.444	111.2	1:46.718	**(3)**	82.08	0.203	18:12:48.870
8 -	32.989	91.9	48.126	81.0	***25.400***	112.0	***1:46.515***	**(1)**	***82.24***		***18:14:35.385***

P23 52 B Kim SHEARN — Penny Ford PF1

IDEAL LAP TIME : 2:00.374 BEST LAP TIME : 2:00.829 DIFFERENCE : 0.455

LAP	SECTOR 1		SECTOR 2		SECTOR 3		LAP TIME		MPH	DIFF	TIME OF DAY
1 -		75.8	56.105	***72.3***	28.629	95.0	2:15.180		64.80	14.351	18:02:13.201
2 -	37.605	74.6	56.126	63.2	29.084	88.5	2:02.815		71.32	1.986	18:04:16.016
3 -	38.557	72.6	55.474	61.5	28.607	95.3	2:02.638	**(3)**	71.42	1.809	18:06:18.654
4 -	38.879	68.5	56.438	64.0	29.540	95.0	2:04.857		70.15	4.028	18:08:23.511
5 -	***37.122***	73.2	***55.059***	69.3	28.648	96.5	***2:00.829***	**(1)**	***72.49***		***18:10:24.340***
6 -	37.590	***79.7***	55.108	68.3	***28.193***	***96.9***	2:00.891	**(2)**	72.46	0.062	18:12:25.231

P24 26 B Steve SEAMAN — Brabham BT21

IDEAL LAP TIME : 1:41.803 BEST LAP TIME : 1:42.172 DIFFERENCE : 0.369

LAP	SECTOR 1		SECTOR 2		SECTOR 3		LAP TIME		MPH	DIFF	TIME OF DAY
1 -		95.8	***45.763***	84.9	24.632	112.0	1:48.753		80.54	6.581	18:01:46.774
2 -	31.871	96.1	46.292	81.3	24.864	111.8	1:43.027	**(2)**	85.02	0.855	18:03:29.801
3 -	32.134	95.7	46.098	81.5	24.810	111.2	1:43.042	**(3)**	85.01	0.870	18:05:12.843
4 -	32.279	96.0	46.165	85.7	24.761	111.8	1:43.205		84.87	1.033	18:06:56.048
5 -	32.030	96.2	45.792	***85.9***	***24.350***	***112.5***	***1:42.172***	**(1)**	***85.73***		***18:08:38.220***

P25 10 B Ewen SERGISON — De Sanctis F3 69

IDEAL LAP TIME : 1:49.521 BEST LAP TIME : 1:59.607 DIFFERENCE : 10.086

LAP	SECTOR 1		SECTOR 2		SECTOR 3		LAP TIME		MPH	DIFF	TIME OF DAY
1 -		82.4	***50.084***	74.5	***25.839***	***111.6***	***1:59.607***	**(1)**	***73.23***		***18:01:57.628***
2 -	***33.598***	***88.7***	1:00.802	59.1	IN PIT		3:02.008	**P**	48.12	1:02.400	18:04:59.636
3 -	OUTLAP	85.8	55.920	***80.7***	IN PIT		4:12.229	**P**	34.72	2:12.621	18:09:11.865
4 -	OUTLAP	79.7	55.503	52.5	29.827	107.2	2:07.990		68.44	8.382	18:11:19.855

HSCC Historic Formula 3 Championship

RACE 7 - BEST SECTORS

SECTOR 1				SECTOR 2				SECTOR 3			
POS	NO	NAME	TIME	NO	NAME	TIME	NO	NAME	TIME
1	1	TIMMS	30.604	15	HARRISON	43.387	1	TIMMS	23.467
2	15	HARRISON	30.735	1	TIMMS	43.512	15	HARRISON	23.672
3	77	DEROSSI	31.559	93	FISCHER	44.911	93	FISCHER	24.137
4	411	BANKHURST	31.622	77	DEROSSI	45.107	77	DEROSSI	24.196
5	28	TIMMS	31.670	11	ARMER	45.220	28	TIMMS	24.228
6	26	SEAMAN	31.690	411	BANKHURST	45.438	26	SEAMAN	24.350
7	11	ARMER	31.700	28	TIMMS	45.466	11	ARMER	24.432
8	63	WIDMER	31.777	26	SEAMAN	45.763	63	WIDMER	24.596
9	93	FISCHER	31.874	63	WIDMER	45.801	44	HAMILTON	24.770
10	42	PENROSE	32.239	53	SHARP	47.237	411	BANKHURST	24.794
11	76	MULLER	32.595	16	LINSTONE	47.267	16	LINSTONE	24.844
12	6	BOSSON	32.681	42	PENROSE	47.407	42	PENROSE	24.996
13	16	LINSTONE	32.744	9	TART	47.519	6	BOSSON	25.112
14	5	NICHOLS	32.848	5	NICHOLS	47.563	46	LAMPLOUGH	25.233
15	53	SHARP	32.902	76	MULLER	47.743	5	NICHOLS	25.240
16	44	HAMILTON	33.048	6	BOSSON	48.050	53	SHARP	25.338
17	46	LAMPLOUGH	33.139	46	LAMPLOUGH	48.088	76	MULLER	25.400
18	39	WIDMER	33.346	44	HAMILTON	48.096	9	TART	25.413
19	9	TART	33.467	39	WIDMER	49.075	39	WIDMER	25.616
20	10	SERGISON	33.598	10	SERGISON	50.084	34	DUFFY	25.744
21	59	WALLEN	34.704	59	WALLEN	50.301	10	SERGISON	25.839
22	34	DUFFY	34.790	34	DUFFY	50.493	59	WALLEN	26.611
23	18	COWING	35.346	18	COWING	52.110	18	COWING	27.576
24	52	SHEARN	37.122	14	ETHERINGTON	53.520	14	ETHERINGTON	27.869
25	14	ETHERINGTON	37.196	52	SHEARN	55.059	52	SHEARN	28.193

IDEAL / BEST COMPARISON					
POS	NO	NAME	IDEAL	BEST	DIFF
		PERFECT LAP	1:37.458		
1	1	TIMMS	1:37.583	1:37.794	0.211
2	15	HARRISON	1:37.794	1:38.085	0.291
3	77	DEROSSI	1:40.862	1:41.801	0.939
4	93	FISCHER	1:40.922	1:41.636	0.714
5	11	ARMER	1:41.352	1:42.358	1.006
6	28	TIMMS	1:41.364	1:41.423	0.059
7	26	SEAMAN	1:41.803	1:42.172	0.369
8	411	BANKHURST	1:41.854	1:42.387	0.533
9	63	WIDMER	1:42.174	1:42.501	0.327
10	42	PENROSE	1:44.642	1:45.047	0.405
11	16	LINSTONE	1:44.855	1:45.009	0.154
12	53	SHARP	1:45.477	1:45.526	0.049
13	5	NICHOLS	1:45.651	1:46.101	0.450
14	76	MULLER	1:45.738	1:46.515	0.777
15	6	BOSSON	1:45.843	1:46.621	0.778
16	44	HAMILTON	1:45.914	1:46.112	0.198
17	9	TART	1:46.399	1:46.563	0.164
18	46	LAMPLOUGH	1:46.460	1:46.510	0.050
19	39	WIDMER	1:48.037	1:48.632	0.595
20	10	SERGISON	1:49.521	1:59.607	10.086
21	34	DUFFY	1:51.027	1:51.138	0.111
22	59	WALLEN	1:51.616	1:52.525	0.909
23	18	COWING	1:55.032	1:55.940	0.908
24	14	ETHERINGTON	1:58.585	1:59.605	1.020
25	52	SHEARN	2:00.374	2:00.829	0.455

Weather / Track : Sunny / Dry

Brands Hatch GP: 2.4332 miles
Date: 09/07/2022 Start: 17:59 Finish: 18:16

Results can be found at www.tsl-timing.com

Printed - 18:20 Saturday, 09 July 2022

HSCC Historic Formula 3 Championship

RACE 7 - BEST SPEEDS

	INTERMEDIATE 1			INTERMEDIATE 2			FINISH LINE		
POS	NO	NAME	MPH	NO	NAME	MPH	NO	NAME	MPH
1	1	TIMMS	98.6	15	HARRISON	95.5	28	TIMMS	116.3
2	15	HARRISON	98.2	1	TIMMS	91.1	1	TIMMS	115.1
3	26	SEAMAN	97.6	77	DEROSSI	90.0	93	FISCHER	114.3
4	77	DEROSSI	96.6	63	WIDMER	88.5	76	MULLER	113.9
5	93	FISCHER	96.5	93	FISCHER	87.9	15	HARRISON	113.5
6	28	TIMMS	96.2	11	ARMER	87.8	9	TART	113.5
7	63	WIDMER	95.4	28	TIMMS	86.8	6	BOSSON	113.5
8	6	BOSSON	94.7	26	SEAMAN	85.9	77	DEROSSI	113.3
9	11	ARMER	94.2	411	BANKHURST	85.5	5	NICHOLS	112.9
10	411	BANKHURST	94.2	42	PENROSE	85.4	46	LAMPLOUGH	112.9
11	5	NICHOLS	94.1	6	BOSSON	85.4	26	SEAMAN	112.5
12	53	SHARP	93.7	44	HAMILTON	85.2	10	SERGISON	111.6
13	44	HAMILTON	93.7	46	LAMPLOUGH	84.4	42	PENROSE	111.4
14	9	TART	93.2	76	MULLER	82.0	44	HAMILTON	111.2
15	46	LAMPLOUGH	93.2	34	DUFFY	81.3	16	LINSTONE	111.1
16	16	LINSTONE	92.5	53	SHARP	81.2	53	SHARP	110.9
17	42	PENROSE	92.1	16	LINSTONE	80.7	11	ARMER	110.7
18	76	MULLER	92.1	10	SERGISON	80.7	63	WIDMER	110.5
19	39	WIDMER	91.4	9	TART	80.0	34	DUFFY	110.1
20	59	WALLEN	90.1	39	WIDMER	78.5	411	BANKHURST	109.6
21	34	DUFFY	90.1	5	NICHOLS	78.4	59	WALLEN	108.7
22	10	SERGISON	88.7	59	WALLEN	78.2	39	WIDMER	107.7
23	18	COWING	84.9	18	COWING	76.7	18	COWING	101.8
24	14	ETHERINGTON	82.6	52	SHEARN	72.3	14	ETHERINGTON	101.3
25	52	SHEARN	79.7	14	ETHERINGTON	70.4	52	SHEARN	96.9
26									

Weather / Track : Sunny / Dry

Brands Hatch GP: 2.4332 miles
Date: 09/07/2022 Start: 17:59 Finish: 18:16

Results can be found at www.tsl-timing.com

Printed - 18:20 Saturday, 09 July 2022

HSCC Historic Formula 3 Championship

RACE 7 - STATISTICS

Competitors Started	25
Planned Start	2022-07-09 @ 17:25:00.000
Actual Start	2022-07-09 @ 17:59:58.020
Finish Time	2022-07-09 @ 18:16:31.351
Track Length	2.4332mi.
Total Laps	226
Total Distance Covered	549.9234mi.

Session Fastest Lap History

NO	CL	NAME	LAP TIME	TIME OF DAY	LAP	VEHICLE
15	B	**Samuel HARRISON**	**1:46.074**	18:01:44.117	1	Chevron B15
15	B	**Samuel HARRISON**	**1:38.197**	18:03:22.314	2	Chevron B15
15	B	**Samuel HARRISON**	**1:38.085**	18:05:00.400	3	Chevron B15
1	B	**Jeremey TIMMS**	**1:37.794**	18:06:39.970	4	Chevron B15

Session Leader History

NO	CL	NAME	FROM LAP	LAPS LED	DISTANCE	VEHICLE
15	B	**Samuel HARRISON**	1	10	24.33 miles	Chevron B15

Flag History

TYPE	TIME OF DAY
GREEN	17:59:58.020
FINISH	18:16:31.351

Flag Statistics

TYPE	COUNT	TOTAL LAPS	TOTAL TIME
Green	1	10	18:41.323
Red	0	0	0.000
Safety Car	0	0	0.000
FCY	0	0	0.000

Weather / Track : Sunny / Dry

Brands Hatch GP: 2.4332 miles
Date: 09/07/2022 Start: 17:59 Finish: 18:16

HSCC Historic Formula 3 Championship

RACE 7 - STATISTICS

CLASS : A

1 Starters

Fastest Lap History

NO	NAME	LAP TIME	TIME OF DAY	LAP	VEHICLE
18	**Bill COWING**	**2:07.716**	18:02:05.765	1	Ginetta G8
18	**Bill COWING**	**1:59.346**	18:04:05.112	2	Ginetta G8
18	**Bill COWING**	**1:58.561**	18:10:03.959	5	Ginetta G8
18	**Bill COWING**	**1:56.136**	18:12:00.095	6	Ginetta G8
18	**Bill COWING**	**1:55.940**	18:17:52.316	9	Ginetta G8

Leader History

NO	NAME	FROM LAP	LAPS LED	DISTANCE	VEHICLE
18	**Bill COWING**	1	9	21.89 miles	Ginetta G8

HSCC Historic Formula 3 Championship

RACE 7 - STATISTICS

CLASS : B

23 Starters

Fastest Lap History

NO	NAME	LAP TIME	TIME OF DAY	LAP	VEHICLE
15	**Samuel HARRISON**	**1:46.074**	18:01:44.117	1	Chevron B15
15	**Samuel HARRISON**	**1:38.197**	18:03:22.314	2	Chevron B15
15	**Samuel HARRISON**	**1:38.085**	18:05:00.400	3	Chevron B15
1	**Jeremey TIMMS**	**1:37.794**	18:06:39.970	4	Chevron B15

Leader History

NO	NAME	FROM LAP	LAPS LED	DISTANCE	VEHICLE
15	**Samuel HARRISON**	1	10	24.33 miles	Chevron B15

HSCC Historic Formula 3 Championship

RACE 7 - STATISTICS

CLASS : Inv

1 Starters

Fastest Lap History

NO	NAME	LAP TIME	TIME OF DAY	LAP	VEHICLE
39	**Austin WIDMER**	**2:03.712**	18:02:01.752	1	Lotus 61
39	**Austin WIDMER**	**1:51.567**	18:03:53.319	2	Lotus 61
39	**Austin WIDMER**	**1:49.395**	18:05:42.715	3	Lotus 61
39	**Austin WIDMER**	**1:48.632**	18:07:31.346	4	Lotus 61

Leader History

NO	NAME	FROM LAP	LAPS LED	DISTANCE	VEHICLE
39	**Austin WIDMER**	1	9	21.89 miles	Lotus 61

Sheet No:	Issue Time:

HSCC Historic Formula 3 Championship

RACE 13 - GRID (20 minutes)

ROW 13	25	52	Kim SHEARN	2:00.829
ROW 12	23	14	Simon ETHERINGTON	1:59.605
ROW 11	21	59	Tony WALLEN	1:52.525
ROW 10	19	39	Austin WIDMER	1:48.632
ROW 9	17	9	Andrew TART	1:46.563
ROW 8	15	46	Mike LAMPLOUGH	1:46.510
ROW 7	13	5	Steve NICHOLS	1:46.101
ROW 6	11	42	Will PENROSE	1:45.047
ROW 5	9	63	Christoph WIDMER	1:42.501
ROW 4	7	11	Simon ARMER	1:42.358
ROW 3	5	77	Francois DEROSSI	1:41.801
ROW 2	3	28	Jason TIMMS	1:41.423
ROW 1	1	1	Jeremy TIMMS	1:37.794
			Pole	
	24	10	Ewen SERGISON	1:59.607
	22	18	Bill COWING	1:55.940
	20	34	Gil DUFFY	1:51.138
	18	6	Leif BOSSON	1:46.621
	16	76	Clas MULLER	1:46.515
	14	44	Peter HAMILTON	1:46.112
	12	53	Josh SHARP	1:45.526
	10	16	Mark LINSTONE	1:45.009
	8	411	Ian BANKHURST	1:42.387
	6	26	Steve SEAMAN	1:42.172
	4	93	Roland FISCHER	1:41.636
	2	15	Samuel HARRISON	1:38.085

Brands Hatch GP: 2.4332 miles

These results are provisional until the conclusion of any judicial and technical matters.

Clerk Of Course : Julian Floyd	Stewards :	Timekeeper : Nick Palmer

Sheet No:	Issue Time:

HSCC Historic Formula 3 Championship

RACE 13 - CLASSIFICATION

POS	NO	CL	PIC	NAME	ENTRY	LAPS	TIME	GAP	DIFF	MPH	BEST	ON
1	**15**	B	1	Samuel HARRISON	Chevron B15	**11**	20:24.900			78.66	**1:37.152**	2
2	**1**	B	2	Jeremy TIMMS	Chevron B15	**11**	20:29.974	**5.074**	5.074	78.34	**1:38.539**	11
3	**28**	B	3	Jason TIMMS	Brabham BT21	**11**	20:43.881	**18.981**	13.907	77.46	**1:40.451**	8
4	**11**	B	4	Simon ARMER	March 703	**11**	20:58.376	**33.476**	14.495	76.57	**1:40.707**	7
5	**26**	B	5	Steve SEAMAN	Brabham BT21	**11**	21:02.157	**37.257**	3.781	76.34	**1:41.369**	10
6	**77**	B	6	Francois DEROSSI	Chevron B17	**11**	21:03.791	**38.891**	1.634	76.24	**1:41.430**	10
7	**63**	B	7	Christoph WIDMER	Brabham BT18A	**11**	21:05.505	**40.605**	1.714	76.14	**1:41.995**	8
8	**16**	B	8	Mark LINSTONE	Brabham BT21	**11**	21:18.765	**53.865**	13.260	75.35	**1:43.738**	5
9	**42**	B	9	Will PENROSE	Tecno 69	**11**	21:20.733	**55.833**	1.968	75.23	**1:44.345**	8
10	**6**	B	10	Leif BOSSON	Brabham BT28	**11**	21:23.120	**58.220**	2.387	75.09	**1:43.567**	9
11	**53**	B	11	Josh SHARP	Chevron B17	**11**	21:35.551	**1:10.651**	12.431	74.37	**1:42.788**	9
12	**44**	B	12	Peter HAMILTON	Tecno	**11**	21:36.152	**1:11.252**	0.601	74.34	**1:44.893**	7
13	**10**	B	13	Ewen SERGISON	De Sanctis F3 69	**11**	21:38.790	**1:13.890**	2.638	74.19	**1:45.224**	6
14	**5**	B	14	Steve NICHOLS	Chevron B17	**11**	21:40.120	**1:15.220**	1.330	74.11	**1:45.648**	9
15	**39**	Inv	1	Austin WIDMER	Lotus 61	**11**	21:48.261	**1:23.361**	8.141	73.65	**1:45.717**	9
16	**34**	B	15	Gil DUFFY	Brabham BT21B	**11**	22:12.554	**1:47.654**	24.293	72.31	**1:48.007**	10
17	**59**	B	16	Tony WALLEN	Lotus 59A	**11**	22:13.986	**1:49.086**	1.432	72.23	**1:49.097**	9
18	**46**	B	17	Mike LAMPLOUGH	Chevron B15	**10**	20:35.406	**1 Lap**	1 Lap	70.90	**1:50.717**	5
19	**18**	A	1	Bill COWING	Ginetta G8	**10**	21:09.316	**1 Lap**	33.910	69.01	**1:55.455**	5
20	**14**	B	18	Simon ETHERINGTON	Brabham BT15	**10**	21:09.479	**1 Lap**	0.163	69.00	**1:55.297**	8
					NOT CLASSIFIED							
DNF	**9**	B		Andrew TART	Merlyn Mk9	**10**	19:33.172	**1 Lap**		74.66	**1:43.397**	8
DNF	**93**	B		Roland FISCHER	Tecno 169	**8**	15:40.259	**3 Laps**	2 Laps	74.53	**1:40.732**	7
DNF	**411**	B		Ian BANKHURST	Alexis Mk8	**1**	1:49.252	**10 Laps**	7 Laps	80.17	**1:49.252**	1
DNF	**76**	B		Clas MULLER	Brabham BT28	**0**						
					NOT STARTED							
NS	**52**	B		Kim SHEARN	Penny Ford PF1							

FASTEST LAP

15	B	Samuel HARRISON	Chevron B15	**2**	1:37.152	90.16 mph	145.10 kph
39	Inv	Austin WIDMER	Lotus 61	**9**	1:45.717	82.86 mph	133.35 kph
18	A	Bill COWING	Ginetta G8	**5**	1:55.455	75.87 mph	122.10 kph

Race Distance: 11 Laps / 26.76 miles
Brands Hatch GP: 2.4332 miles
Date: 10/07/2022 Start: 14:53 Finish: 15:14

Weather / Track : Sunny / Dry

These results are provisional until the conclusion of any judicial and technical matters.

Clerk Of Course : Julian Floyd	Stewards :	Timekeeper : Nick Palmer

Results can be found at www.tsl-timing.com

Printed - 15:16 Sunday, 10 July 2022

HSCC Historic Formula 3 Championship

RACE 13 - LAP CHART

LAP 1		@ 14:55:37.912
NO	BEHIND	LAP TIME
15		1:44.036
1	0.959	1:44.995
28	3.173	1:47.209
93	4.927	1:48.963
411	5.216	1:49.252
77	6.111	1:50.147
11	6.924	1:50.960
63	8.277	1:52.313
26	8.424	1:52.460
16	9.007	1:53.043
53	11.040	1:55.076
42	12.463	1:56.499
44	12.611	1:56.647
6	14.418	1:58.454
9	14.569	1:58.605
10	14.845	1:58.881
39	16.128	2:00.164
46	16.159	2:00.195
34	16.508	2:00.544
59	17.516	2:01.552
5	24.325	2:08.361
14	26.820	2:10.856
18	27.259	2:11.295

LAP 2		@ 14:57:15.064
NO	BEHIND	LAP TIME
15		1:37.152
1	2.777	1:38.970
28	8.082	1:42.061
93	10.596	1:42.821
11	11.305	1:41.533
77	15.857	1:46.898
63	16.811	1:45.686
26	18.011	1:46.739
16	18.940	1:47.085
53	22.937	1:49.049
42	24.671	1:49.360
44	26.470	1:51.011
6	28.065	1:50.799
9	29.521	1:52.104
10	30.770	1:53.077
46	31.896	1:52.889
39	33.709	1:54.733
59	35.501	1:55.137
5	42.233	1:55.060
18	56.345	2:06.238
14	56.999	2:07.331
34	59.139	2:19.783

LAP 3		@ 15:01:07.151
NO	BEHIND	LAP TIME
15		3:52.087
1	0.732	3:50.042
28	0.917	3:44.922
93	1.752	3:43.243
11	2.049	3:42.831
77	2.765	3:38.995
63	2.925	3:38.201
26	2.999	3:37.075
16	3.156	3:36.303
53	4.673	3:33.823
42	4.906	3:32.322
44	5.310	3:30.927
6	6.222	3:30.244
9	6.741	3:29.307
10	6.905	3:28.222
46	7.981	3:28.172
39	9.065	3:27.443
5	10.808	3:20.662
59	11.406	3:27.992
18	13.194	3:08.936
14	13.588	3:08.676
34	14.057	3:07.005

LAP 4		@ 15:02:45.446
NO	BEHIND	LAP TIME
15		1:38.295
1	2.092	1:39.655
28	4.365	1:41.743
93	4.682	1:41.225
11	5.680	1:41.926
77	7.142	1:42.672
26	8.692	1:43.988
63	8.708	1:44.078
16	9.924	1:45.063
42	11.462	1:44.851
53	12.795	1:46.417
44	14.629	1:47.614
6	15.273	1:47.346
9	15.543	1:47.097
10	16.074	1:47.464
46	20.712	1:51.026
39	20.900	1:50.130
5	21.122	1:48.609
59	25.369	1:52.258
34	28.282	1:52.520
18	31.205	1:56.306
14	35.275	1:59.982

LAP 5		@ 15:04:23.598
NO	BEHIND	LAP TIME
15		1:38.152
1	6.198	1:42.258
28	7.187	1:40.974
93	7.427	1:40.897
11	8.252	1:40.724
77	11.348	1:42.358
26	12.098	1:41.558
63	13.702	1:43.146
16	15.510	1:43.738
53	19.292	1:44.649
42	19.486	1:46.176
6	23.155	1:46.034
9	23.608	1:46.217
44	23.970	1:47.493
10	25.230	1:47.308
5	31.672	1:48.702
39	33.044	1:50.296
46	33.277	1:50.717
59	38.575	1:51.358
34	40.980	1:50.850
18	48.508	1:55.455
14	54.158	1:57.035

Weather / Track : Sunny / Dry

Brands Hatch GP: 2.4332 miles
Date: 10/07/2022 Start: 14:53 Finish: 15:14

HSCC Historic Formula 3 Championship

RACE 13 - LAP CHART

LAP 6		@ 15:06:03.256
NO	BEHIND	LAP TIME
15		1:39.658
1	5.368	1:38.828
28	8.095	1:40.566
93	8.787	1:41.018
11	9.626	1:41.032
26	15.777	1:43.337
77	15.904	1:44.214
63	16.947	1:42.903
16	20.945	1:45.093
53	24.307	1:44.673
42	25.098	1:45.270
6	28.698	1:45.201
9	28.737	1:44.787
44	30.319	1:46.007
10	30.796	1:45.224
5	39.440	1:47.426
39	40.203	1:46.817
46	44.741	1:51.122
59	51.757	1:52.840
34	52.062	1:50.740
18	1:07.431	1:58.581
14	1:11.390	1:56.890

LAP 7		@ 15:07:42.027
NO	BEHIND	LAP TIME
15		1:38.771
1	5.155	1:38.558
28	10.034	1:40.710
93	10.748	1:40.732
11	11.562	1:40.707
26	19.065	1:42.059
77	19.245	1:42.112
63	20.604	1:42.428
16	26.420	1:44.246
53	29.347	1:43.811
42	30.777	1:44.450
9	34.249	1:44.283
6	34.285	1:44.358
44	36.441	1:44.893
10	42.216	1:50.191
5	46.978	1:46.309
39	47.734	1:46.302
46	59.568	1:53.598
59	1:04.936	1:51.950
34	1:05.417	1:52.126
18	1:26.662	1:58.002
14	1:28.784	1:56.165

LAP 8		@ 15:09:20.716
NO	BEHIND	LAP TIME
15		1:38.689
1	5.376	1:38.910
28	11.796	1:40.451
93	13.419	1:41.360
11	14.151	1:41.278
26	22.913	1:42.537
77	23.337	1:42.781
63	23.910	1:41.995
16	31.948	1:44.217
53	34.437	1:43.779
42	36.433	1:44.345
9	38.957	1:43.397
6	40.200	1:44.604
44	43.512	1:45.760
10	51.995	1:48.468
5	54.304	1:46.015
39	55.592	1:46.547
59	1:16.459	1:50.212
34	1:17.268	1:50.540
46	1:17.440	1:56.561

LAP 9		@ 15:11:01.124
NO	BEHIND	LAP TIME
15		1:40.408
1	4.808	1:39.840
14	1 Lap	1:55.297
18	1 Lap	1:58.134
28	12.604	1:41.216
11	15.599	1:41.856
26	24.338	1:41.833
77	25.259	1:42.330
63	25.835	1:42.333
16	35.772	1:44.232
53	36.817	1:42.788
42	40.846	1:44.821
9	42.055	1:43.506
6	43.359	1:43.567
44	49.510	1:46.406
10	57.950	1:46.363
5	59.544	1:45.648
39	1:00.901	1:45.717
59	1:25.148	1:49.097
34	1:27.326	1:50.466
46	1:31.708	1:54.676

LAP 10		@ 15:12:40.538
NO	BEHIND	LAP TIME
15		1:39.414
1	4.773	1:39.379
28	15.902	1:42.712
11	19.613	1:43.428
18	1 Lap	1:56.964
14	1 Lap	1:57.965
26	26.293	1:41.369
77	27.275	1:41.430
63	29.983	1:43.562
16	41.311	1:44.953
53	41.444	1:44.041
42	46.114	1:44.682
9	46.510	1:43.869
6	47.610	1:43.665
44	57.557	1:47.461
10	1:04.816	1:46.280
5	1:06.469	1:46.339
39	1:07.482	1:45.995
59	1:35.649	1:49.915
34	1:35.919	1:48.007

Weather / Track : Sunny / Dry

Brands Hatch GP: 2.4332 miles
Date: 10/07/2022 Start: 14:53 Finish: 15:14

HSCC Historic Formula 3 Championship

RACE 13 - LAP CHART

LAP 11		@ 15:14:18.776
NO	BEHIND	LAP TIME
15		1:38.238
1	5.074	1:38.539
46	1 Lap	1:56.450
28	18.981	1:41.317
11	33.476	1:52.101
26	37.257	1:49.202
77	38.891	1:49.854
63	40.605	1:48.860
18	1 Lap	1:59.405
14	1 Lap	1:59.282
16	53.865	1:50.792
42	55.833	1:47.957
6	58.220	1:48.848
53	1:10.651	2:07.445
44	1:11.252	1:51.933
10	1:13.890	1:47.312
5	1:15.220	1:46.989
39	1:23.361	1:54.117
34	1:47.654	1:49.973
59	1:49.086	1:51.675

Weather / Track : Sunny / Dry

Brands Hatch GP: 2.4332 miles
Date: 10/07/2022 Start: 14:53 Finish: 15:14

HSCC Historic Formula 3 Championship

RACE 13 - SECTOR ANALYSIS

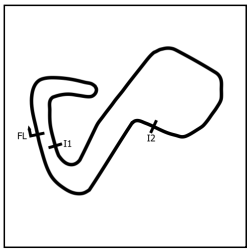

SECTOR 1 = FL to I1, SECTOR 2 = I1 to I2, SECTOR 3 = I2 to FL, DIFF = Difference To Personal Best Lap, P = Crossed Finish Line in Pit Lane, D = Time Disallowed

P1 15 B Samuel HARRISON Chevron B15

IDEAL LAP TIME : 1:37.105 BEST LAP TIME : 1:37.152 DIFFERENCE : 0.047

LAP	SECTOR 1		SECTOR 2		SECTOR 3		LAP TIME		MPH	DIFF	TIME OF DAY
1 -		96.0	43.449	93.5	23.576	114.1	1:44.036		84.19	6.884	14:55:37.912
2 -	30.860	95.3	***42.879***	***95.4***	***23.413***	112.9	***1:37.152***	**(1)**	***90.16***		***14:57:15.064***
3 -	42.333	31.8	2:22.172	52.8	47.582	102.6	3:52.087		37.74	2:14.935	15:01:07.151
4 -	31.420	96.0	43.418	92.9	23.457	114.7	1:38.295		89.11	1.143	15:02:45.446
5 -	***30.813***	***96.2***	43.757	94.2	23.582	114.9	1:38.152	**(2)**	89.24	1.000	15:04:23.598
6 -	30.999	94.7	44.910	92.8	23.749	113.9	1:39.658		87.89	2.506	15:06:03.256
7 -	31.242	95.7	43.520	93.3	24.009	112.9	1:38.771		88.68	1.619	15:07:42.027
8 -	31.338	95.7	43.573	92.1	23.778	113.5	1:38.689		88.76	1.537	15:09:20.716
9 -	30.971	95.0	45.070	75.8	24.367	114.3	1:40.408		87.24	3.256	15:11:01.124
10 -	31.350	94.5	44.193	88.4	23.871	112.7	1:39.414		88.11	2.262	15:12:40.538
11 -	31.127	95.5	43.333	91.5	23.778	***115.3***	1:38.238	**(3)**	89.16	1.086	15:14:18.776

P2 1 B Jeremy TIMMS Chevron B15

IDEAL LAP TIME : 1:38.256 BEST LAP TIME : 1:38.539 DIFFERENCE : 0.283

LAP	SECTOR 1		SECTOR 2		SECTOR 3		LAP TIME		MPH	DIFF	TIME OF DAY
1 -		94.6	44.534	***90.5***	23.653	113.1	1:44.995		83.43	6.456	14:55:38.871
2 -	31.135	95.8	43.810	85.3	24.025	97.1	1:38.970		88.51	0.431	14:57:17.841
3 -	43.553	45.9	2:19.576	46.0	46.913	103.4	3:50.042		38.07	2:11.503	15:01:07.883
4 -	31.884	96.5	44.146	87.0	***23.625***	***114.3***	1:39.655		87.90	1.116	15:02:47.538
5 -	31.408	***96.8***	46.629	63.8	24.221	113.7	1:42.258		85.66	3.719	15:04:29.796
6 -	31.036	94.6	44.062	86.9	23.730	113.7	1:38.828	**(3)**	88.63	0.289	15:06:08.624
7 -	***30.853***	96.6	***43.778***	88.8	23.927	112.5	1:38.558	**(2)**	88.88	0.019	15:07:47.182
8 -	30.998	96.5	44.054	90.1	23.858	113.3	1:38.910		88.56	0.371	15:09:26.092
9 -	31.111	95.7	44.338	***90.5***	24.391	111.2	1:39.840		87.73	1.301	15:11:05.932
10 -	31.543	95.1	44.181	87.9	23.655	113.3	1:39.379		88.14	0.840	15:12:45.311
11 -	31.002	96.1	43.838	87.8	23.699	114.1	***1:38.539***	**(1)**	***88.89***		***15:14:23.850***

P3 28 B Jason TIMMS Brabham BT21

IDEAL LAP TIME : 1:40.262 BEST LAP TIME : 1:40.451 DIFFERENCE : 0.189

LAP	SECTOR 1		SECTOR 2		SECTOR 3		LAP TIME		MPH	DIFF	TIME OF DAY
1 -		94.7	45.243	87.0	24.521	113.3	1:47.209		81.70	6.758	14:55:41.085
2 -	32.001	94.1	45.093	83.2	24.967	92.1	1:42.061		85.82	1.610	14:57:23.146
3 -	41.165	49.9	2:17.926	43.2	45.831	103.4	3:44.922		38.94	2:04.471	15:01:08.068
4 -	32.501	***96.0***	44.996	87.0	24.246	114.5	1:41.743		86.09	1.292	15:02:49.811
5 -	31.866	92.8	44.804	83.1	24.304	***115.7***	1:40.974		86.75	0.523	15:04:30.785
6 -	31.678	94.5	***44.749***	86.2	***24.139***	114.7	1:40.566	**(2)**	87.10	0.115	15:06:11.351
7 -	31.606	93.8	44.849	82.7	24.255	114.1	1:40.710	**(3)**	86.98	0.259	15:07:52.061
8 -	31.518	95.5	44.780	87.0	24.153	114.1	***1:40.451***	**(1)**	***87.20***		***15:09:32.512***
9 -	***31.374***	92.6	45.366	81.9	24.476	114.3	1:41.216		86.54	0.765	15:11:13.728
10 -	31.788	93.5	46.510	***88.6***	24.414	112.5	1:42.712		85.28	2.261	15:12:56.440
11 -	31.806	93.3	45.067	87.0	24.444	111.6	1:41.317		86.45	0.866	15:14:37.757

P4 11 B Simon ARMER March 703

IDEAL LAP TIME : 1:40.343 BEST LAP TIME : 1:40.707 DIFFERENCE : 0.364

LAP	SECTOR 1		SECTOR 2		SECTOR 3		LAP TIME		MPH	DIFF	TIME OF DAY
1 -		89.3	46.651	81.8	24.506	109.4	1:50.960		78.94	10.253	14:55:44.836
2 -	32.314	92.1	44.793	86.3	24.426	102.4	1:41.533		86.27	0.826	14:57:26.369
3 -	40.136	44.1	2:18.060	45.4	44.635	100.1	3:42.831		39.31	2:02.124	15:01:09.200
4 -	32.899	92.8	44.752	84.8	24.275	110.7	1:41.926		85.94	1.219	15:02:51.126
5 -	31.695	93.4	44.632	81.5	24.397	***111.2***	1:40.724	**(2)**	86.96	0.017	15:04:31.850
6 -	***31.604***	91.6	45.206	***86.4***	***24.222***	110.7	1:41.032	**(3)**	86.70	0.325	15:06:12.882
7 -	31.825	***93.7***	***44.517***	86.2	24.365	110.9	***1:40.707***	**(1)**	***86.98***		***15:07:53.589***
8 -	31.808	93.3	44.955	83.0	24.515	110.7	1:41.278		86.49	0.571	15:09:34.867
9 -	31.880	93.2	45.192	81.4	24.784	110.7	1:41.856		86.00	1.149	15:11:16.723
10 -	31.857	93.4	46.741	78.7	24.830	109.8	1:43.428		84.69	2.721	15:13:00.151
11 -	40.868	87.2	46.667	85.5	24.566	110.9	1:52.101		78.14	11.394	15:14:52.252

Weather / Track : Sunny / Dry

Brands Hatch GP: 2.4332 miles
Date: 10/07/2022 Start: 14:53 Finish: 15:14

HSCC Historic Formula 3 Championship

RACE 13 - SECTOR ANALYSIS

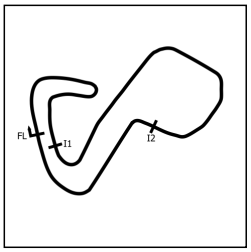

SECTOR 1 = FL to I1, SECTOR 2 = I1 to I2, SECTOR 3 = I2 to FL, DIFF = Difference To Personal Best Lap, P = Crossed Finish Line in Pit Lane, D = Time Disallowed

P5 26 B Steve SEAMAN Brabham BT21

IDEAL LAP TIME : 1:41.112 BEST LAP TIME : 1:41.369 DIFFERENCE : 0.257

LAP	SECTOR 1		SECTOR 2		SECTOR 3		LAP TIME	MPH	DIFF	TIME OF DAY
1 -		92.4	47.459	81.8	25.521	***117.1***	1:52.460	77.89	11.091	14:55:46.336
2 -	32.954	90.3	46.192	79.1	27.593	105.3	1:46.739	82.06	5.370	14:57:33.075
3 -	37.622	44.2	2:16.941	46.7	42.512	102.9	3:37.075	40.35	1:55.706	15:01:10.150
4 -	34.244	91.3	45.343	***83.8***	24.401	116.3	1:43.988	84.23	2.619	15:02:54.138
5 -	32.209	94.6	***45.037***	83.5	24.312	115.9	1:41.558 **(2)**	86.25	0.189	15:04:35.696
6 -	32.011	90.4	47.253	77.4	***24.073***	116.3	1:43.337	84.76	1.968	15:06:19.033
7 -	32.022	***96.8***	45.113	81.3	24.924	112.9	1:42.059	85.83	0.690	15:08:01.092
8 -	32.717	95.0	45.492	83.0	24.328	114.9	1:42.537	85.43	1.168	15:09:43.629
9 -	***32.002***	95.4	45.136	83.3	24.695	114.5	1:41.833 **(3)**	86.02	0.464	15:11:25.462
10 -	32.197	94.7	45.075	81.6	24.097	115.5	***1:41.369*** **(1)**	***86.41***		***15:13:06.831***
11 -	33.919	80.5	50.389	81.7	24.894	106.6	1:49.202	80.21	7.833	15:14:56.033

P6 77 B Francois DEROSSI Chevron B17

IDEAL LAP TIME : 1:40.964 BEST LAP TIME : 1:41.430 DIFFERENCE : 0.466

LAP	SECTOR 1		SECTOR 2		SECTOR 3		LAP TIME	MPH	DIFF	TIME OF DAY
1 -		92.4	46.819	90.4	24.904	110.0	1:50.147	79.52	8.717	14:55:44.023
2 -	34.326	92.6	45.936	89.9	26.636	100.0	1:46.898	81.94	5.468	14:57:30.921
3 -	37.849	47.5	2:16.855	45.4	44.291	100.4	3:38.995	40.00	1:57.565	15:01:09.916
4 -	33.130	93.4	***44.864***	***91.4***	24.678	110.5	1:42.672	85.31	1.242	15:02:52.588
5 -	31.864	91.4	46.058	89.5	24.436	110.0	1:42.358	85.58	0.928	15:04:34.946
6 -	32.386	92.1	47.161	86.3	24.667	106.8	1:44.214	84.05	2.784	15:06:19.160
7 -	32.163	***95.3***	45.593	86.5	24.356	***112.9***	1:42.112 **(2)**	85.78	0.682	15:08:01.272
8 -	32.785	94.7	45.624	86.8	24.372	109.8	1:42.781	85.22	1.351	15:09:44.053
9 -	31.989	92.1	45.382	89.2	24.959	108.5	1:42.330 **(3)**	85.60	0.900	15:11:26.383
10 -	***31.785***	94.1	45.330	90.3	***24.315***	109.4	***1:41.430*** **(1)**	***86.36***		***15:13:07.813***
11 -	34.909	89.8	49.461	86.7	25.484	108.5	1:49.854	79.74	8.424	15:14:57.667

P7 63 B Christoph WIDMER Brabham BT18A

IDEAL LAP TIME : 1:41.348 BEST LAP TIME : 1:41.995 DIFFERENCE : 0.647

LAP	SECTOR 1		SECTOR 2		SECTOR 3		LAP TIME	MPH	DIFF	TIME OF DAY
1 -		91.1	46.704	88.4	25.336	111.4	1:52.313	77.99	10.318	14:55:46.189
2 -	32.828	92.0	46.098	85.7	26.760	96.8	1:45.686	82.88	3.691	14:57:31.875
3 -	37.783	41.2	2:16.966	43.4	43.452	99.8	3:38.201	40.14	1:56.206	15:01:10.076
4 -	33.279	93.7	45.833	90.0	24.966	108.2	1:44.078	84.16	2.083	15:02:54.154
5 -	32.530	94.7	46.044	86.5	24.572	111.8	1:43.146	84.92	1.151	15:04:37.300
6 -	32.168	89.7	46.258	87.0	24.477	112.2	1:42.903	85.12	0.908	15:06:20.203
7 -	32.091	94.1	45.836	86.0	24.501	111.8	1:42.428 **(3)**	85.52	0.433	15:08:02.631
8 -	31.788	***95.1***	45.942	86.8	***24.265***	***113.5***	***1:41.995*** **(1)**	***85.88***		***15:09:44.626***
9 -	***31.746***	94.2	45.939	87.9	24.648	112.5	1:42.333 **(2)**	85.60	0.338	15:11:26.959
10 -	31.998	93.2	***45.337***	***90.1***	26.227	110.7	1:43.562	84.58	1.567	15:13:10.521
11 -	34.533	86.3	48.460	82.3	25.867	110.5	1:48.860	80.46	6.865	15:14:59.381

P8 16 B Mark LINSTONE Brabham BT21

IDEAL LAP TIME : 1:43.046 BEST LAP TIME : 1:43.738 DIFFERENCE : 0.692

LAP	SECTOR 1		SECTOR 2		SECTOR 3		LAP TIME	MPH	DIFF	TIME OF DAY
1 -		85.1	46.926	76.9	25.520	111.4	1:53.043	77.49	9.305	14:55:46.919
2 -	32.851	90.8	46.498	78.6	27.736	101.5	1:47.085	81.80	3.347	14:57:34.004
3 -	37.356	44.4	2:16.890	44.8	42.057	102.2	3:36.303	40.49	1:52.565	15:01:10.307
4 -	34.384	90.6	***46.033***	***83.3***	24.646	***112.4***	1:45.063	83.37	1.325	15:02:55.370
5 -	***32.377***	***93.2***	46.524	80.5	24.837	112.0	***1:43.738*** **(1)**	***84.44***		***15:04:39.108***
6 -	33.112	90.0	46.856	78.9	25.125	110.9	1:45.093	83.35	1.355	15:06:24.201
7 -	32.582	90.0	46.755	79.7	24.909	110.3	1:44.246	84.03	0.508	15:08:08.447
8 -	32.967	90.8	46.614	82.3	***24.636***	110.9	1:44.217 **(2)**	84.05	0.479	15:09:52.664
9 -	32.429	91.4	46.929	78.6	24.874	110.3	1:44.232 **(3)**	84.04	0.494	15:11:36.896
10 -	32.894	90.4	47.105	79.9	24.954	110.3	1:44.953	83.46	1.215	15:13:21.849
11 -	36.379	86.4	49.006	77.3	25.407	107.3	1:50.792	79.06	7.054	15:15:12.641

Weather / Track : Sunny / Dry

Brands Hatch GP: 2.4332 miles
Date: 10/07/2022 Start: 14:53 Finish: 15:14

HSCC Historic Formula 3 Championship

RACE 13 - SECTOR ANALYSIS

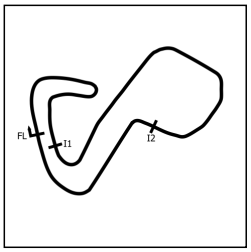

SECTOR 1 = FL to I1, SECTOR 2 = I1 to I2, SECTOR 3 = I2 to FL, DIFF = Difference To Personal Best Lap, P = Crossed Finish Line in Pit Lane, D = Time Disallowed

P9 42 B Will PENROSE Tecno 69

IDEAL LAP TIME : 1:44.001 BEST LAP TIME : 1:44.345 DIFFERENCE : 0.344

LAP	SECTOR 1		SECTOR 2		SECTOR 3		LAP TIME		MPH	DIFF	TIME OF DAY
1 -		85.5	48.506		25.628	111.2	1:56.499		75.19	12.154	14:55:50.375
2 -	33.670		48.010	82.9	27.680	91.1	1:49.360		80.10	5.015	14:57:39.735
3 -	38.285	58.8	2:13.959	44.4	40.078	106.1	3:32.322		41.25	1:47.977	15:01:12.057
4 -	32.918	89.9	47.032	83.6	24.901	111.8	1:44.851		83.54	0.506	15:02:56.908
5 -				81.2	25.831	***113.9***	1:46.176		82.50	1.831	15:04:43.084
6 -	32.724	87.8	47.696	83.9	***24.850***	112.4	1:45.270		83.21	0.925	15:06:28.354
7 -	32.334	91.3	47.160	85.0	24.956	111.2	1:44.450	**(2)**	83.86	0.105	15:08:12.804
8 -				***86.8***	24.991	110.3	***1:44.345***	**(1)**	***83.95***		***15:09:57.149***
9 -	32.380	***91.8***	47.442	84.8	24.999	111.4	1:44.821		83.56	0.476	15:11:41.970
10 -	***32.258***	90.6	***46.893***	84.6	25.531	110.1	1:44.682	**(3)**	83.68	0.337	15:13:26.652
11 -	33.953	85.7	47.706	83.7	26.298	104.0	1:47.957		81.14	3.612	15:15:14.609

P10 6 B Leif BOSSON Brabham BT28

IDEAL LAP TIME : 1:43.454 BEST LAP TIME : 1:43.567 DIFFERENCE : 0.113

LAP	SECTOR 1		SECTOR 2		SECTOR 3		LAP TIME		MPH	DIFF	TIME OF DAY
1 -		90.6	49.374	75.4	25.774	112.5	1:58.454		73.95	14.887	14:55:52.330
2 -	34.222	92.0	47.616	79.7	28.961	94.9	1:50.799		79.06	7.232	14:57:43.129
3 -	38.065	80.0	2:13.963	50.4	38.216	105.3	3:30.244		41.66	1:46.677	15:01:13.373
4 -	34.026	93.2	47.982	82.2	25.338	113.7	1:47.346		81.60	3.779	15:03:00.719
5 -	32.998	92.4	47.834	79.6	25.202	113.3	1:46.034		82.61	2.467	15:04:46.753
6 -	32.693	91.9	47.311	77.9	25.197	113.7	1:45.201		83.26	1.634	15:06:31.954
7 -	32.199	94.9	47.111	80.4	25.048	112.5	1:44.358	**(3)**	83.94	0.791	15:08:16.312
8 -	32.917	***96.1***	46.971	83.6	24.716	113.9	1:44.604		83.74	1.037	15:10:00.916
9 -	32.085	92.5	***46.819***	***85.3***	***24.663***	***114.3***	***1:43.567***	**(1)**	***84.58***		***15:11:44.483***
10 -	***31.972***	94.5	46.862	83.2	24.831	113.3	1:43.665	**(2)**	84.50	0.098	15:13:28.148
11 -	34.802	88.4	48.592	81.1	25.454	111.6	1:48.848		80.47	5.281	15:15:16.996

P11 53 B Josh SHARP Chevron B17

IDEAL LAP TIME : 1:42.788 BEST LAP TIME : 1:42.788 DIFFERENCE : 0.000

LAP	SECTOR 1		SECTOR 2		SECTOR 3		LAP TIME		MPH	DIFF	TIME OF DAY
1 -		85.4	48.302	70.6	25.274	111.4	1:55.076		76.12	12.288	14:55:48.952
2 -	33.941	87.8	47.878	74.9	27.230	90.0	1:49.049		80.32	6.261	14:57:38.001
3 -	39.512	56.9	2:13.879	44.8	40.432	103.8	3:33.823		40.96	1:51.035	15:01:11.824
4 -	33.875	92.1	47.388	77.1	25.154	112.7	1:46.417		82.31	3.629	15:02:58.241
5 -	32.644	92.1	46.871	80.0	25.134	111.6	1:44.649		83.70	1.861	15:04:42.890
6 -	32.719	90.3	46.955	76.5	24.999	111.4	1:44.673		83.68	1.885	15:06:27.563
7 -	32.272	92.1	46.610	78.9	24.929	111.2	1:43.811	**(3)**	84.38	1.023	15:08:11.374
8 -	32.495	86.2	46.588	79.5	24.696	112.2	1:43.779	**(2)**	84.40	0.991	15:09:55.153
9 -	***32.107***	***94.2***	***46.243***	79.1	***24.438***	112.5	***1:42.788***	**(1)**	***85.22***		***15:11:37.941***
10 -	32.277	86.3	46.903	80.3	24.861	***113.9***	1:44.041		84.19	1.253	15:13:21.982
11 -	43.605	80.3	48.641	***80.9***	35.199	93.8	2:07.445		68.73	24.657	15:15:29.427

P12 44 B Peter HAMILTON Tecno

IDEAL LAP TIME : 1:44.755 BEST LAP TIME : 1:44.893 DIFFERENCE : 0.138

LAP	SECTOR 1		SECTOR 2		SECTOR 3		LAP TIME		MPH	DIFF	TIME OF DAY
1 -		89.4	49.059	75.7	25.467	112.2	1:56.647		75.09	11.754	14:55:50.523
2 -	34.525	90.9	48.338	83.2	28.148	88.6	1:51.011		78.90	6.118	14:57:41.534
3 -	37.287	75.7	2:13.788	46.9	39.852	104.3	3:30.927		41.53	1:46.034	15:01:12.461
4 -	33.738	92.5	48.648	82.7	25.228	111.6	1:47.614		81.40	2.721	15:03:00.075
5 -	33.895	92.4	48.452	79.9	25.146	***113.7***	1:47.493		81.49	2.600	15:04:47.568
6 -	33.253	92.1	47.645	81.9	25.109	111.6	1:46.007	**(3)**	82.63	1.114	15:06:33.575
7 -	***32.523***	***92.9***	***47.208***	82.3	25.162	110.3	***1:44.893***	**(1)**	***83.51***		***15:08:18.468***
8 -	32.906	92.1	47.830	***87.8***	***25.024***	110.3	1:45.760	**(2)**	82.82	0.867	15:10:04.228
9 -	32.935	91.0	47.970	80.3	25.501	109.6	1:46.406		82.32	1.513	15:11:50.634
10 -	33.378	92.1	47.959	82.1	26.124	109.2	1:47.461		81.51	2.568	15:13:38.095
11 -	35.906	86.8	49.024	82.5	27.003	104.3	1:51.933		78.25	7.040	15:15:30.028

Weather / Track : Sunny / Dry

Brands Hatch GP: 2.4332 miles
Date: 10/07/2022 Start: 14:53 Finish: 15:14

HSCC Historic Formula 3 Championship

RACE 13 - SECTOR ANALYSIS

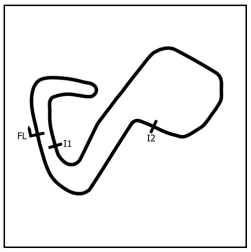

SECTOR 1 = FL to I1, SECTOR 2 = I1 to I2, SECTOR 3 = I2 to FL, DIFF = Difference To Personal Best Lap, P = Crossed Finish Line in Pit Lane, D = Time Disallowed

P13 10 B Ewen SERGISON — De Sanctis F3 69

IDEAL LAP TIME : 1:45.224 BEST LAP TIME : 1:45.224 DIFFERENCE : 0.000

LAP	SECTOR 1		SECTOR 2		SECTOR 3		LAP TIME	MPH	DIFF	TIME OF DAY
1 -		90.9	49.174	72.5	25.494	111.8	1:58.881	73.68	13.657	14:55:52.757
2 -	34.508	***92.5***	48.171	75.6	30.398	88.3	1:53.077	77.46	7.853	14:57:45.834
3 -	37.500	73.5	2:14.805	39.9	35.917	109.4	3:28.222	42.06	1:42.998	15:01:14.056
4 -	34.047	89.4	48.108	79.1	25.309	***112.5***	1:47.464	81.51	2.240	15:03:01.520
5 -	33.324	90.5	48.538	78.8	25.446	111.6	1:47.308	81.63	2.084	15:04:48.828
6 -	***32.566***	89.7	***47.640***	80.2	***25.018***	111.6	***1:45.224*** **(1)**	***83.24***		***15:06:34.052***
7 -	32.846	90.9	49.921	71.8	27.424	100.7	1:50.191	79.49	4.967	15:08:24.243
8 -	33.593	84.6	48.807	80.1	26.068	106.5	1:48.468	80.75	3.244	15:10:12.711
9 -	33.061	85.5	48.148	79.7	25.154	104.2	1:46.363 **(3)**	82.35	1.139	15:11:59.074
10 -	33.470	88.3	47.654	***81.6***	25.156	109.4	1:46.280 **(2)**	82.42	1.056	15:13:45.354
11 -	33.068	86.8	48.016	79.7	26.228	100.1	1:47.312	81.62	2.088	15:15:32.666

P14 5 B Steve NICHOLS — Chevron B17

IDEAL LAP TIME : 1:45.199 BEST LAP TIME : 1:45.648 DIFFERENCE : 0.449

LAP	SECTOR 1		SECTOR 2		SECTOR 3		LAP TIME	MPH	DIFF	TIME OF DAY
1 -		82.9	51.563	68.4	26.262	110.9	2:08.361	68.24	22.713	14:56:02.237
2 -	35.154	86.7	50.929	61.9	28.977	98.8	1:55.060	76.13	9.412	14:57:57.297
3 -	37.444	75.5	2:08.970	48.5	34.248	108.4	3:20.662	43.65	1:35.014	15:01:17.959
4 -	34.088	87.9	49.427	69.3	25.094	***115.3***	1:48.609	80.65	2.961	15:03:06.568
5 -	34.600	85.8	48.629	73.7	25.473	113.1	1:48.702	80.58	3.054	15:04:55.270
6 -	33.262	92.6	48.648	76.0	25.516	112.2	1:47.426	81.54	1.778	15:06:42.696
7 -	33.127	90.9	47.701	74.9	25.481	112.2	1:46.309 **(3)**	82.39	0.661	15:08:29.005
8 -	33.048	92.8	47.868	77.5	25.099	113.7	1:46.015 **(2)**	82.62	0.367	15:10:15.020
9 -	***32.819***	***93.7***	47.943	77.6	***24.886***	113.3	***1:45.648*** **(1)**	***82.91***		***15:12:00.668***
10 -	32.943	91.9	***47.494***	76.3	25.902	110.7	1:46.339	82.37	0.691	15:13:47.007
11 -	34.081	90.6	47.526	***80.2***	25.382	100.7	1:46.989	81.87	1.341	15:15:33.996

P15 39 Inv Austin WIDMER — Lotus 61

IDEAL LAP TIME : 1:45.534 BEST LAP TIME : 1:45.717 DIFFERENCE : 0.183

LAP	SECTOR 1		SECTOR 2		SECTOR 3		LAP TIME	MPH	DIFF	TIME OF DAY
1 -		84.4	49.591	71.3	26.362	107.7	2:00.164	72.89	14.447	14:55:54.040
2 -	34.630	89.2	50.539	60.9	29.564	91.4	1:54.733	76.34	9.016	14:57:48.773
3 -	38.034	74.1	2:13.490	41.1	35.919	103.2	3:27.443	42.22	1:41.726	15:01:16.216
4 -	34.151	83.5	50.275	70.6	25.704	109.2	1:50.130	79.54	4.413	15:03:06.346
5 -	35.059	84.5	49.204	73.3	26.033	108.9	1:50.296	79.42	4.579	15:04:56.642
6 -	32.971	91.1	48.371	76.6	25.475	109.4	1:46.817	82.00	1.100	15:06:43.459
7 -	32.757	***92.1***	48.137	78.9	25.408	***110.3***	1:46.302 **(3)**	82.40	0.585	15:08:29.761
8 -	32.865	91.5	48.194	***79.0***	25.488	109.4	1:46.547	82.21	0.830	15:10:16.308
9 -	32.724	91.5	***47.788***	77.4	***25.205***	108.4	***1:45.717*** **(1)**	***82.86***		***15:12:02.025***
10 -	***32.541***	90.5	47.957	77.0	25.497	108.9	1:45.995 **(2)**	82.64	0.278	15:13:48.020
11 -	37.759	66.9	50.087	70.9	26.271	94.2	1:54.117	76.76	8.400	15:15:42.137

P16 34 B Gil DUFFY — Brabham BT21B

IDEAL LAP TIME : 1:48.007 BEST LAP TIME : 1:48.007 DIFFERENCE : 0.000

LAP	SECTOR 1		SECTOR 2		SECTOR 3		LAP TIME	MPH	DIFF	TIME OF DAY
1 -		87.7	49.602	***81.9***	25.717	112.2	2:00.544	72.66	12.537	14:55:54.420
2 -	35.238	90.5	1:14.465	54.9	30.080	101.6	2:19.783	62.66	31.776	14:58:14.203
3 -	40.781	57.7	1:52.799	36.2	33.425	103.5	3:07.005	46.84	1:18.998	15:01:21.208
4 -	35.719	88.4	50.667	72.5	26.134	112.0	1:52.520	77.85	4.513	15:03:13.728
5 -	34.626	90.5	50.392	74.1	25.832	112.7	1:50.850	79.02	2.843	15:05:04.578
6 -	34.140	88.5	50.463	68.4	26.137	111.2	1:50.740	79.10	2.733	15:06:55.318
7 -	35.463	88.5	49.992	65.7	26.671	112.9	1:52.126	78.12	4.119	15:08:47.444
8 -	34.322	***90.9***	49.498	75.8	26.720	105.3	1:50.540	79.24	2.533	15:10:37.984
9 -	35.731	85.4	49.033	79.1	25.702	112.0	1:50.466 **(3)**	79.29	2.459	15:12:28.450
10 -	***33.629***	89.3	***48.787***	76.0	***25.591***	***113.5***	***1:48.007*** **(1)**	***81.10***		***15:14:16.457***
11 -	34.948	87.3	49.160	77.3	25.865	108.9	1:49.973 **(2)**	79.65	1.966	15:16:06.430

Weather / Track : Sunny / Dry

Brands Hatch GP: 2.4332 miles
Date: 10/07/2022 Start: 14:53 Finish: 15:14

HSCC Historic Formula 3 Championship

RACE 13 - SECTOR ANALYSIS

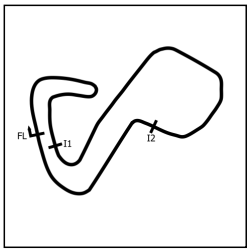

SECTOR 1 = FL to I1, SECTOR 2 = I1 to I2, SECTOR 3 = I2 to FL, DIFF = Difference To Personal Best Lap, P = Crossed Finish Line in Pit Lane, D = Time Disallowed

P17 59 B Tony WALLEN — Lotus 59A

IDEAL LAP TIME : 1:48.908 BEST LAP TIME : 1:49.097 DIFFERENCE : 0.189

LAP	SECTOR 1		SECTOR 2		SECTOR 3		LAP TIME	MPH	DIFF	TIME OF DAY
1 -		86.1	50.092	78.8	25.797	***112.5***	2:01.552	72.06	12.455	14:55:55.428
2 -	35.109	91.1	50.047	67.7	29.981	90.5	1:55.137	76.08	6.040	14:57:50.565
3 -	37.401	74.2	2:14.164	40.4	36.427	104.8	3:27.992	42.11	1:38.895	15:01:18.557
4 -	35.256	88.4	50.617	77.8	26.385	107.8	1:52.258	78.03	3.161	15:03:10.815
5 -	35.127	90.1	50.066	77.8	26.165	111.2	1:51.358	78.66	2.261	15:05:02.173
6 -	35.531	91.0	50.802	77.5	26.507	110.5	1:52.840	77.63	3.743	15:06:55.013
7 -	35.344	90.0	50.141	72.7	26.465	110.9	1:51.950	78.24	2.853	15:08:46.963
8 -	34.164	91.4	49.664	73.3	26.384	109.8	1:50.212 **(3)**	79.48	1.115	15:10:37.175
9 -	***33.903***	***92.5***	***49.236***	76.4	25.958	109.6	***1:49.097*** **(1)**	***80.29***		***15:12:26.272***
10 -	34.151	91.4	49.651	74.8	26.113	108.7	1:49.915 **(2)**	79.69	0.818	15:14:16.187
11 -	35.516	89.3	50.390	***80.3***	***25.769***	110.7	1:51.675	78.44	2.578	15:16:07.862

P18 46 B Mike LAMPLOUGH — Chevron B15

IDEAL LAP TIME : 1:49.522 BEST LAP TIME : 1:50.717 DIFFERENCE : 1.195

LAP	SECTOR 1		SECTOR 2		SECTOR 3		LAP TIME	MPH	DIFF	TIME OF DAY
1 -		82.5	***49.515***	78.4	25.993	***109.6***	2:00.195	72.87	9.478	14:55:54.071
2 -	***34.022***	88.8	49.877	77.9	28.990	86.7	1:52.889	77.59	2.172	14:57:46.960
3 -	38.291	77.6	2:13.896	40.1	35.985	104.0	3:28.172	42.07	1:37.455	15:01:15.132
4 -	35.018	***89.5***	50.023	***81.4***	***25.985***	108.5	1:51.026 **(2)**	78.89	0.309	15:03:06.158
5 -	34.504	83.6	49.681	78.0	26.532	***109.6***	***1:50.717*** **(1)**	***79.11***		***15:04:56.875***
6 -	34.296	86.9	50.131	77.1	26.695	103.2	1:51.122 **(3)**	78.83	0.405	15:06:47.997
7 -	35.004	85.4	51.594	74.0	27.000	97.9	1:53.598	77.11	2.881	15:08:41.595
8 -	35.737	81.5	52.747	72.0	28.077	96.0	1:56.561	75.15	5.844	15:10:38.156
9 -	36.032	84.2	51.584	74.8	27.060	91.6	1:54.676	76.38	3.959	15:12:32.832
10 -	36.071	81.6	53.245	73.8	27.134	92.5	1:56.450	75.22	5.733	15:14:29.282

P19 18 A Bill COWING — Ginetta G8

IDEAL LAP TIME : 1:55.343 BEST LAP TIME : 1:55.455 DIFFERENCE : 0.112

LAP	SECTOR 1		SECTOR 2		SECTOR 3		LAP TIME	MPH	DIFF	TIME OF DAY
1 -		80.4	55.426	66.3	28.093	103.2	2:11.295	66.71	15.840	14:56:05.171
2 -	37.522	78.8	54.108	68.5	34.608	83.8	2:06.238	69.39	10.783	14:58:11.409
3 -	42.377	68.1	1:51.072	46.9	35.487	97.8	3:08.936	46.36	1:13.481	15:01:20.345
4 -	35.874	***84.7***	52.512	73.0	***27.920***	***103.5***	1:56.306 **(2)**	75.31	0.851	15:03:16.651
5 -	***35.277***	82.7	***52.146***	73.9	28.032	101.5	***1:55.455*** **(1)**	***75.87***		***15:05:12.106***
6 -	35.489	82.0	54.884	75.8	28.208	100.9	1:58.581	73.87	3.126	15:07:10.687
7 -	36.177	80.4	53.836	***76.7***	27.989	101.3	1:58.002	74.23	2.547	15:09:08.689
8 -	35.475	82.2	52.147	71.6	30.512	102.7	1:58.134	74.15	2.679	15:11:06.823
9 -	35.368	82.8	53.107	67.6	28.489	101.9	1:56.964 **(3)**	74.89	1.509	15:13:03.787
10 -	36.581	80.2	53.708	74.0	29.116	96.6	1:59.405	73.36	3.950	15:15:03.192

P20 14 B Simon ETHERINGTON — Brabham BT15

IDEAL LAP TIME : 1:54.769 BEST LAP TIME : 1:55.297 DIFFERENCE : 0.528

LAP	SECTOR 1		SECTOR 2		SECTOR 3		LAP TIME	MPH	DIFF	TIME OF DAY
1 -		77.5	55.518	63.6	28.025	***103.2***	2:10.856	66.94	15.559	14:56:04.732
2 -	37.582	75.2	56.925	56.1	32.824	78.1	2:07.331	68.79	12.034	14:58:12.063
3 -	42.321	63.4	1:52.490	37.3	33.865	98.6	3:08.676	46.42	1:13.379	15:01:20.739
4 -	38.153	81.2	53.997	66.6	27.832	100.4	1:59.982	73.00	4.685	15:03:20.721
5 -	36.168	***82.5***	52.649	72.4	28.218	102.1	1:57.035	74.84	1.738	15:05:17.756
6 -	35.996	80.7	52.814	65.8	28.080	102.1	1:56.890 **(3)**	74.94	1.593	15:07:14.646
7 -	35.931	82.4	52.626	69.2	27.608	100.4	1:56.165 **(2)**	75.40	0.868	15:09:10.811
8 -	36.183	79.7	***52.011***	***75.7***	***27.103***	102.2	***1:55.297*** **(1)**	***75.97***		***15:11:06.108***
9 -	***35.655***	82.0	54.483	69.2	27.827	102.6	1:57.965	74.25	2.668	15:13:04.073
10 -	36.306	80.1	53.506	60.5	29.470	101.5	1:59.282	73.43	3.985	15:15:03.355

HSCC Historic Formula 3 Championship

RACE 13 - SECTOR ANALYSIS

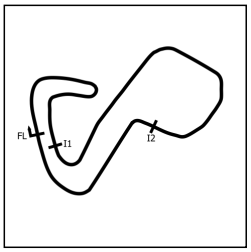

SECTOR 1 = FL to I1, SECTOR 2 = I1 to I2, SECTOR 3 = I2 to FL, DIFF = Difference To Personal Best Lap, P = Crossed Finish Line in Pit Lane, D = Time Disallowed

P21 9 B Andrew TART Merlyn Mk9

IDEAL LAP TIME : 1:42.666 BEST LAP TIME : 1:43.397 DIFFERENCE : 0.731

LAP	SECTOR 1		SECTOR 2		SECTOR 3		LAP TIME	MPH	DIFF	TIME OF DAY
1 -		86.3	49.401	77.5	25.623	114.7	1:58.605	73.85	15.208	14:55:52.481
2 -	34.675	93.0	47.409	76.6	30.020	90.5	1:52.104	78.14	8.707	14:57:44.585
3 -	37.145	80.2	2:15.279	40.9	36.883	109.2	3:29.307	41.85	1:45.910	15:01:13.892
4 -	33.955	93.2	47.795	76.2	25.347	***116.3***	1:47.097	81.79	3.700	15:03:00.989
5 -	33.413	95.3	47.483	77.2	25.321	115.7	1:46.217	82.47	2.820	15:04:47.206
6 -	33.198	94.3	46.637	77.0	24.952	115.1	1:44.787	83.59	1.390	15:06:31.993
7 -	32.781	***95.7***	46.733	76.1	24.769	115.7	1:44.283	84.00	0.886	15:08:16.276
8 -	32.470	95.1	46.128	81.2	24.799	114.5	***1:43.397*** **(1)**	***84.72***		***15:09:59.673***
9 -	32.966	93.9	***46.020***	***84.2***	***24.520***	115.9	1:43.506 **(2)**	84.63	0.109	15:11:43.179
10 -	***32.126***	95.3	46.361	80.6	25.382	113.7	1:43.869 **(3)**	84.33	0.472	15:13:27.048

P22 93 B Roland FISCHER Tecno 169

IDEAL LAP TIME : 1:40.248 BEST LAP TIME : 1:40.732 DIFFERENCE : 0.484

LAP	SECTOR 1		SECTOR 2		SECTOR 3		LAP TIME	MPH	DIFF	TIME OF DAY
1 -		91.6	46.154	79.7	24.661	110.9	1:48.963	80.39	8.231	14:55:42.839
2 -	32.354	91.8	45.431	83.5	25.036	109.1	1:42.821	85.19	2.089	14:57:25.660
3 -	39.451	51.0	2:17.614	44.4	46.178	101.6	3:43.243	39.23	2:02.511	15:01:08.903
4 -	32.114	93.9	44.903	82.9	24.208	114.5	1:41.225	86.53	0.493	15:02:50.128
5 -	32.038	94.1	44.643	81.1	24.216	***115.7***	1:40.897 **(2)**	86.81	0.165	15:04:31.025
6 -	32.172	94.1	44.862	84.6	***23.984***	114.1	1:41.018 **(3)**	86.71	0.286	15:06:12.043
7 -	***31.678***	***94.2***	***44.586***	***86.8***	24.468	112.9	***1:40.732*** **(1)**	***86.96***		***15:07:52.775***
8 -	31.702	***94.2***	45.440	80.5	24.218	112.5	1:41.360	86.42	0.628	15:09:34.135

P23 411 B Ian BANKHURST Alexis Mk8

IDEAL LAP TIME : BEST LAP TIME : 1:49.252 DIFFERENCE :

LAP	SECTOR 1		SECTOR 2		SECTOR 3		LAP TIME	MPH	DIFF	TIME OF DAY
1 -		***92.8***	***45.923***	***85.1***	***24.449***	***113.5***	***1:49.252*** **(1)**	***80.17***		***14:55:43.128***

Weather / Track : Sunny / Dry

Brands Hatch GP: 2.4332 miles
Date: 10/07/2022 Start: 14:53 Finish: 15:14

HSCC Historic Formula 3 Championship

RACE 13 - BEST SECTORS

	SECTOR 1			SECTOR 2			SECTOR 3			IDEAL / BEST COMPARISON					
POS	NO	NAME	TIME	NO	NAME	TIME	NO	NAME	TIME	POS	NO	NAME	IDEAL	BEST	DIFF
												PERFECT LAP	1:37.105		
1	15	HARRISON	30.813	15	HARRISON	42.879	15	HARRISON	23.413	1	15	HARRISON	1:37.105	1:37.152	0.047
2	1	TIMMS	30.853	1	TIMMS	43.778	1	TIMMS	23.625	2	1	TIMMS	1:38.256	1:38.539	0.283
3	28	TIMMS	31.374	11	ARMER	44.517	93	FISCHER	23.984	3	93	FISCHER	1:40.248	1:40.732	0.484
4	11	ARMER	31.604	93	FISCHER	44.586	26	SEAMAN	24.073	4	28	TIMMS	1:40.262	1:40.451	0.189
5	93	FISCHER	31.678	28	TIMMS	44.749	28	TIMMS	24.139	5	11	ARMER	1:40.343	1:40.707	0.364
6	63	WIDMER	31.746	77	DEROSSI	44.864	11	ARMER	24.222	6	77	DEROSSI	1:40.964	1:41.430	0.466
7	77	DEROSSI	31.785	26	SEAMAN	45.037	63	WIDMER	24.265	7	26	SEAMAN	1:41.112	1:41.369	0.257
8	6	BOSSON	31.972	63	WIDMER	45.337	77	DEROSSI	24.315	8	63	WIDMER	1:41.348	1:41.995	0.647
9	26	SEAMAN	32.002	411	BANKHURST	45.923	53	SHARP	24.438	9	9	TART	1:42.666	1:43.397	0.731
10	53	SHARP	32.107	9	TART	46.020	411	BANKHURST	24.449	10	53	SHARP	1:42.788	1:42.788	0.000
11	9	TART	32.126	16	LINSTONE	46.033	9	TART	24.520	11	16	LINSTONE	1:43.046	1:43.738	0.692
12	42	PENROSE	32.258	53	SHARP	46.243	16	LINSTONE	24.636	12	6	BOSSON	1:43.454	1:43.567	0.113
13	16	LINSTONE	32.377	6	BOSSON	46.819	6	BOSSON	24.663	13	42	PENROSE	1:44.001	1:44.345	0.344
14	44	HAMILTON	32.523	42	PENROSE	46.893	42	PENROSE	24.850	14	44	HAMILTON	1:44.755	1:44.893	0.138
15	39	WIDMER	32.541	44	HAMILTON	47.208	5	NICHOLS	24.886	15	5	NICHOLS	1:45.199	1:45.648	0.449
16	10	SERGISON	32.566	5	NICHOLS	47.494	10	SERGISON	25.018	16	10	SERGISON	1:45.224	1:45.224	0.000
17	5	NICHOLS	32.819	10	SERGISON	47.640	44	HAMILTON	25.024	17	39	WIDMER	1:45.534	1:45.717	0.183
18	34	DUFFY	33.629	39	WIDMER	47.788	39	WIDMER	25.205	18	34	DUFFY	1:48.007	1:48.007	0.000
19	59	WALLEN	33.903	34	DUFFY	48.787	34	DUFFY	25.591	19	59	WALLEN	1:48.908	1:49.097	0.189
20	46	LAMPLOUGH	34.022	59	WALLEN	49.236	59	WALLEN	25.769	20	46	LAMPLOUGH	1:49.522	1:50.717	1.195
21	18	COWING	35.277	76	MULLER	49.257	46	LAMPLOUGH	25.985	21	14	ETHERINGTON	1:54.769	1:55.297	0.528
22	14	ETHERINGTON	35.655	46	LAMPLOUGH	49.515	14	ETHERINGTON	27.103	22	18	COWING	1:55.343	1:55.455	0.112
23				14	ETHERINGTON	52.011	18	COWING	27.920	23	411	BANKHURST		1:49.252	
24				18	COWING	52.146									

Weather / Track : Sunny / Dry

Brands Hatch GP: 2.4332 miles
Date: 10/07/2022 Start: 14:53 Finish: 15:14

Results can be found at www.tsl-timing.com

Printed - 15:17 Sunday, 10 July 2022

HSCC Historic Formula 3 Championship

RACE 13 - BEST SPEEDS

	INTERMEDIATE 1			INTERMEDIATE 2			FINISH LINE		
POS	NO	NAME	MPH	NO	NAME	MPH	NO	NAME	MPH
1	1	TIMMS	96.8	15	HARRISON	95.4	26	SEAMAN	117.1
2	26	SEAMAN	96.8	77	DEROSSI	91.4	9	TART	116.3
3	15	HARRISON	96.2	1	TIMMS	90.5	28	TIMMS	115.7
4	6	BOSSON	96.1	63	WIDMER	90.1	93	FISCHER	115.7
5	28	TIMMS	96.0	28	TIMMS	88.6	15	HARRISON	115.3
6	9	TART	95.7	44	HAMILTON	87.8	5	NICHOLS	115.3
7	77	DEROSSI	95.3	42	PENROSE	86.8	1	TIMMS	114.3
8	63	WIDMER	95.1	93	FISCHER	86.8	6	BOSSON	114.3
9	53	SHARP	94.2	11	ARMER	86.4	42	PENROSE	113.9
10	93	FISCHER	94.2	6	BOSSON	85.3	53	SHARP	113.9
11	11	ARMER	93.7	411	BANKHURST	85.1	44	HAMILTON	113.7
12	5	NICHOLS	93.7	9	TART	84.2	63	WIDMER	113.5
13	16	LINSTONE	93.2	26	SEAMAN	83.8	34	DUFFY	113.5
14	44	HAMILTON	92.9	16	LINSTONE	83.3	411	BANKHURST	113.5
15	411	BANKHURST	92.8	34	DUFFY	81.9	77	DEROSSI	112.9
16	10	SERGISON	92.5	10	SERGISON	81.6	10	SERGISON	112.5
17	59	WALLEN	92.5	46	LAMPLOUGH	81.4	59	WALLEN	112.5
18	39	WIDMER	92.1	53	SHARP	80.9	16	LINSTONE	112.4
19	42	PENROSE	91.8	59	WALLEN	80.3	11	ARMER	111.2
20	34	DUFFY	90.9	5	NICHOLS	80.2	39	WIDMER	110.3
21	46	LAMPLOUGH	89.5	39	WIDMER	79.0	46	LAMPLOUGH	109.6
22	76	MULLER	89.3	76	MULLER	77.4	18	COWING	103.5
23	18	COWING	84.7	18	COWING	76.7	14	ETHERINGTON	103.2
24	14	ETHERINGTON	82.5	14	ETHERINGTON	75.7			
25									

Weather / Track : Sunny / Dry

Brands Hatch GP: 2.4332 miles
Date: 10/07/2022 Start: 14:53 Finish: 15:14

Results can be found at www.tsl-timing.com

Printed - 15:17 Sunday, 10 July 2022

HSCC Historic Formula 3 Championship

RACE 13 - STATISTICS

Competitors Started	24
Planned Start	2022-07-10 @ 14:55:00.000
Actual Start	2022-07-10 @ 14:53:53.875
Finish Time	2022-07-10 @ 15:14:18.124
Track Length	2.4332mi.
Total Laps	236
Total Distance Covered	574.2563mi.

Session Fastest Lap History

NO	CL	NAME	LAP TIME	TIME OF DAY	LAP	VEHICLE
15	B	**Samuel HARRISON**	**1:44.036**	14:55:37.933	1	Chevron B15
15	B	**Samuel HARRISON**	**1:37.152**	14:57:15.086	2	Chevron B15

Session Leader History

NO	CL	NAME	FROM LAP	LAPS LED	DISTANCE	VEHICLE
15	B	**Samuel HARRISON**	1	11	26.76 miles	Chevron B15

Flag History

TYPE	TIME OF DAY
GREEN	14:53:53.875
SAFETY	14:57:11.544
GREEN	15:01:03.763
FINISH	15:14:18.124

Flag Statistics

TYPE	COUNT	TOTAL LAPS	TOTAL TIME
Green	2	10	18:30.707
Red	0	0	0.000
Safety Car	1	1	3:52.219
FCY	0	0	0.000

Weather / Track : Sunny / Dry

Brands Hatch GP: 2.4332 miles
Date: 10/07/2022 Start: 14:53 Finish: 15:14

HSCC Historic Formula 3 Championship

RACE 13 - STATISTICS

CLASS : A

1 Starters

Fastest Lap History

NO	NAME	LAP TIME	TIME OF DAY	LAP	VEHICLE
18	**Bill COWING**	**2:11.295**	14:56:05.198	1	Ginetta G8
18	**Bill COWING**	**2:06.238**	14:58:11.442	2	Ginetta G8
18	**Bill COWING**	**1:56.306**	15:03:16.678	4	Ginetta G8
18	**Bill COWING**	**1:55.455**	15:05:12.133	5	Ginetta G8

Leader History

NO	NAME	FROM LAP	LAPS LED	DISTANCE	VEHICLE
18	**Bill COWING**	1	10	24.33 miles	Ginetta G8

HSCC Historic Formula 3 Championship

RACE 13 - STATISTICS

CLASS : B

22 Starters

Fastest Lap History

NO	NAME	LAP TIME	TIME OF DAY	LAP	VEHICLE
15	**Samuel HARRISON**	**1:44.036**	14:55:37.933	1	Chevron B15
15	**Samuel HARRISON**	**1:37.152**	14:57:15.086	2	Chevron B15

Leader History

NO	NAME	FROM LAP	LAPS LED	DISTANCE	VEHICLE
15	**Samuel HARRISON**	1	11	26.76 miles	Chevron B15

HSCC Historic Formula 3 Championship

RACE 13 - STATISTICS

CLASS : Inv

1 Starters

Fastest Lap History

NO	NAME	LAP TIME	TIME OF DAY	LAP	VEHICLE
39	**Austin WIDMER**	**2:00.164**	14:55:54.059	1	Lotus 61
39	**Austin WIDMER**	**1:54.733**	14:57:48.797	2	Lotus 61
39	**Austin WIDMER**	**1:50.130**	15:03:06.295	4	Lotus 61
39	**Austin WIDMER**	**1:46.817**	15:06:43.478	6	Lotus 61
39	**Austin WIDMER**	**1:46.302**	15:08:29.779	7	Lotus 61
39	**Austin WIDMER**	**1:45.717**	15:12:02.044	9	Lotus 61

Leader History

NO	NAME	FROM LAP	LAPS LED	DISTANCE	VEHICLE
39	**Austin WIDMER**	1	11	26.76 miles	Lotus 61

Weather / Track : Sunny / Dry

Brands Hatch GP: 2.4332 miles
Date: 10/07/2022 Start: 14:53 Finish: 15:14

HSCC HISTORIC FORMULA FORD CHAMPIONSHIP

Formula Ford cars built and raced before 1972

Legends of Brands Hatch Super Prix

Brands Hatch GP

9th / 10th July 2022

Timing & Results Provided by Timing Solutions Ltd

www.tsl-timing.com

Brands Hatch GP

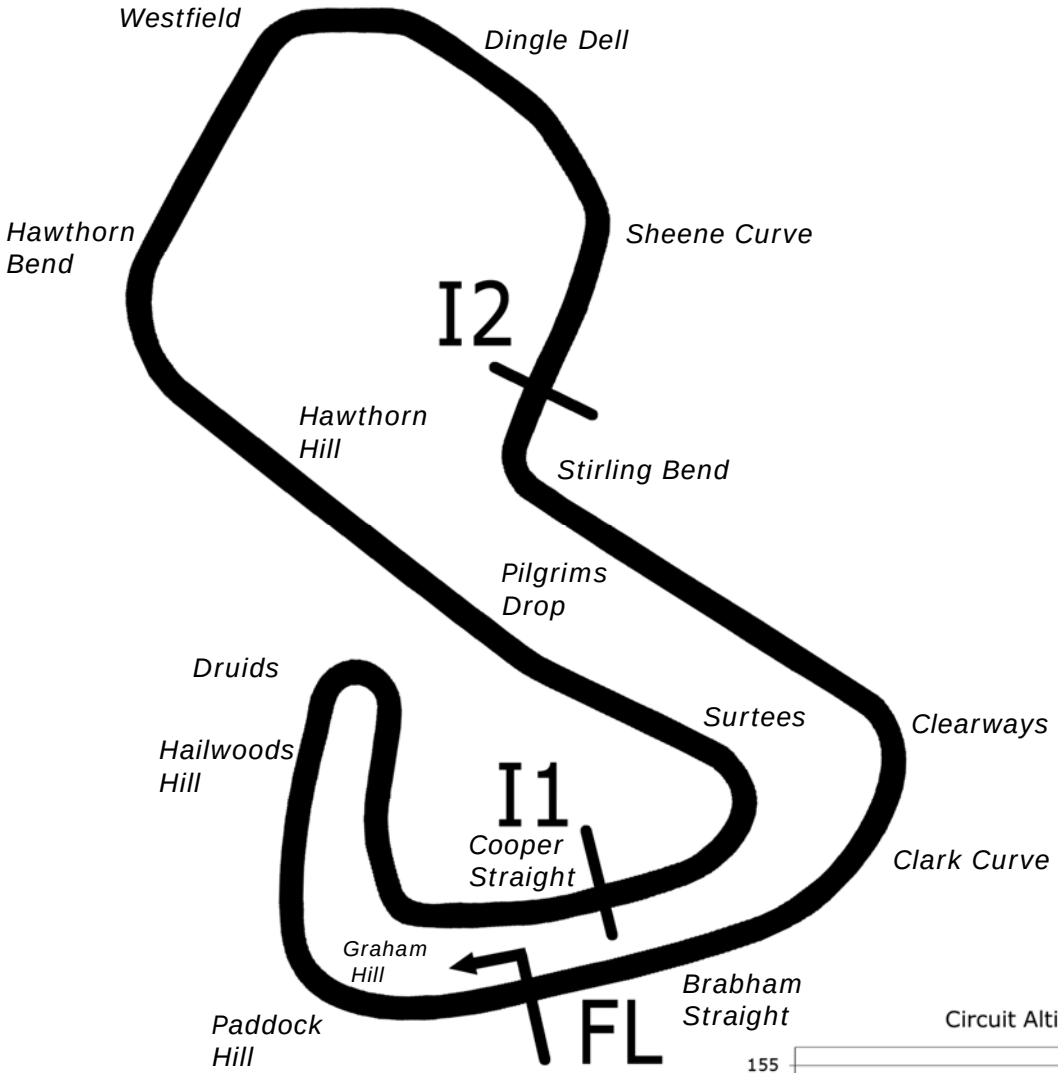

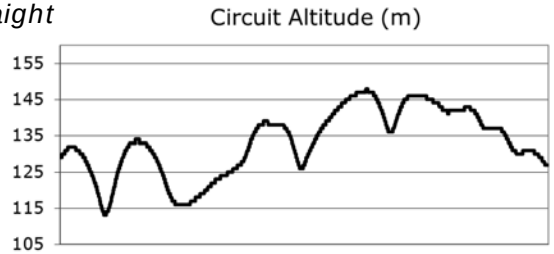

Length	2.4332 miles	3916.0 m	
FL		51.36032 N	0.26032 E
I1	1116m	51.35934 N	0.25955 E
I2	2928m	51.35532 N	0.26250 E
Pit Entry	3646m	51.35911 N	0.25743 E
Pit Exit	26m after FL	51.36027 N	0.26078 E

Pit Entry–Pit Exit 277m, 19.9s @50kph, 16.6s @60kph

All results available at www.tsl-timing.com

Sheet No:	Issue Time:

HSCC Historic Formula Ford Championship

QUALIFYING - RACE 8 - CLASSIFICATION

POS	NO	CL	PIC	NAME	ENTRY	TIME	ON	LAPS	GAP	DIFF	MPH
1	8		1	Samuel HARRISON	Merlyn Mk20	1:37.224	4	5			90.09
2	158*		2	Linton STUTELY	Royale RP3	1:38.858	6	6	1.634	1.634	88.61
3	70		3	Daniel STANZL	Elden Mk8	1:39.722	6	9	2.498	0.864	87.84
4	15*		4	Matthew WRIGLEY	Merlyn Mk11A/20	1:39.995	4	5	2.771	0.273	87.60
5	22*	50	1	Tim BRISE	Merlyn Mk20	1:40.709	7	9	3.485	0.714	86.98
6	25	50	2	Chris PORRITT	Merlyn Mk20A	1:41.055	5	9	3.831	0.346	86.68
7	16		5	Simon TOYNE	Lola T200	1:41.084	6	9	3.860	0.029	86.65
8	41	50	3	Paul UNSWORTH	Lola T200	1:41.148	6	9	3.924	0.064	86.60
9	11	50	4	Westie MITCHELL	Merlyn Mk20	1:41.194	9	9	3.970	0.046	86.56
10	36*	50	5	Rob SMITH	Merlyn Mk20	1:41.694	9	9	4.470	0.500	86.13
11	20	50	6	Kevin STANZL	Crossle 16F	1:42.039	8	9	4.815	0.345	85.84
12	134		6	Scott RAWLINSON	Merlyn Mk11A	1:42.434	9	9	5.210	0.395	85.51
13	69*		7	Oliver CHAPMAN	Lola T200	1:42.756	6	9	5.532	0.322	85.24
14	63	50	7	Matthew STURMER	Macon MR8	1:43.518	8	9	6.294	0.762	84.62
15	98	50	8	Chris STUART	Merlyn Mk11A	1:43.864	9	9	6.640	0.346	84.33
16	77	50	9	Chris SHARPLES	Palliser WDF1	1:44.567	8	9	7.343	0.703	83.77
17	27	50	10	Dick DIXON	Lotus 61	1:44.581	8	9	7.357	0.014	83.76
18	97	50	11	Alan SCHMIDT	Merlyn Mk20A	1:45.996	7	8	8.772	1.415	82.64
19	30	50	12	David SQUIRE	Hawke DL2	1:46.248	8	9	9.024	0.252	82.44
20	76	50	13	Mark CARTER	Merlyn Mk20	1:46.817	8	9	9.593	0.569	82.00
21	147	50	14	Louis HANJOUL	Elden Mk8/10	1:47.076	6	6	9.852	0.259	81.80
22	9	50	15	Kevin WILLIAMS	Merlyn Mk20A	1:47.190	5	8	9.966	0.114	81.72
23	47*	50	16	Ian FERNIHOUGH	Titan Mk6	1:47.724	8	8	10.500	0.534	81.31
24	65	50	17	Damian SAMUEL-CAMPS	Merlyn Mk20	1:48.392	8	8	11.168	0.668	80.81
25	40		8	Peter LAVENDER	Merlyn Mk11A/17	1:51.697	6	8	14.473	3.305	78.42

***Car 15 requires a working transponder - Regulation Q12.8.1 refers.**

No. 22, 158 - 1 Lap time disallowed; exceeding track limits.
No. 36, 47, 69 - 2 Lap times disallowed; exceeding track limits.

Weather / Track : Cloudy / Dry
These results are provisional until the conclusion of any judicial and technical matters.

Brands Hatch GP: 2.4332 miles
Date: 09/07/2022 Start: 12:21 Finish: 12:36

Clerk Of Course : Julian Floyd	Stewards :	Timekeeper : Nick Palmer

HSCC Historic Formula Ford Championship

QUALIFYING - RACE 8 - SECTOR ANALYSIS

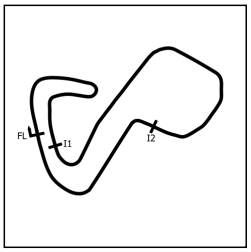

SECTOR 1 = FL to I1, SECTOR 2 = I1 to I2, SECTOR 3 = I2 to FL, DIFF = Difference To Personal Best Lap, P = Crossed Finish Line in Pit Lane, D = Time Disallowed

P1 8 Samuel HARRISON — Merlyn Mk20

IDEAL LAP TIME : 1:37.194 BEST LAP TIME : 1:37.224 DIFFERENCE : 0.030

LAP	SECTOR 1		SECTOR 2		SECTOR 3		LAP TIME		MPH	DIFF	TIME OF DAY
1 -	OUTLAP	92.4	45.405	77.9	24.548	111.6	1:44.314		83.97	7.090	12:23:02.865
2 -	30.884	92.9	43.299	93.5	23.637	112.2	1:37.820	(2)	89.55	0.596	12:24:40.685
3 -	***30.525***	94.2	43.812	***94.7***	23.643	112.2	1:37.980	(3)	89.40	0.756	12:26:18.665
4 -	30.555	93.9	***43.181***	94.6	***23.488***	112.4	***1:37.224***	(1)	***90.09***		***12:27:55.889***
5 -	30.557	94.7	43.696	90.0	24.454	***112.5***	1:38.707		88.74	1.483	12:29:34.596

P2 158 Linton STUTELY — Royale RP3

IDEAL LAP TIME : 1:38.839 BEST LAP TIME : 1:38.858 DIFFERENCE : 0.019

LAP	SECTOR 1		SECTOR 2		SECTOR 3		LAP TIME		MPH	DIFF	TIME OF DAY
1 -	OUTLAP	90.3	45.888	85.4	24.546	110.7	1:45.664		82.90	6.806	12:23:30.129
2 -	31.254	92.9	44.330	81.5	25.030	111.1	1:40.614	(3)	87.06	1.756	12:25:10.743
3 -	31.376	92.6	44.270	88.0	24.060	111.2	1:39.706	(2)	87.85	0.848	12:26:50.449
4 -	33.102	72.0	51.989	73.1	24.581	110.9	1:49.672		79.87	10.814	12:28:40.121
5 -	***31.025***	93.7	44.319	88.0	23.976	111.1	~~1:39.320~~	D	88.19	0.462	12:30:19.441
6 -	31.044	***93.9***	***43.925***	***90.6***	***23.889***	***111.6***	***1:38.858***	(1)	***88.61***		***12:31:58.299***

P3 70 Daniel STANZL — Elden Mk8

IDEAL LAP TIME : 1:39.576 BEST LAP TIME : 1:39.722 DIFFERENCE : 0.146

LAP	SECTOR 1		SECTOR 2		SECTOR 3		LAP TIME		MPH	DIFF	TIME OF DAY
1 -	OUTLAP	89.7	45.671	82.7	24.415	109.8	1:45.823		82.77	6.101	12:23:06.540
2 -	31.597	91.8	45.699	85.8	24.513	108.9	1:41.809		86.04	2.087	12:24:48.349
3 -	31.756	89.8	44.941	88.1	24.407	108.9	1:41.104		86.64	1.382	12:26:29.453
4 -	31.678	89.4	44.570	88.0	24.020	108.2	1:40.268	(3)	87.36	0.546	12:28:09.721
5 -	31.593	89.5	44.562	88.7	24.160	107.5	1:40.315		87.32	0.593	12:29:50.036
6 -	***31.312***	***92.6***	44.540	***89.9***	***23.870***	110.3	***1:39.722***	(1)	***87.84***		***12:31:29.758***
7 -	31.751	91.6	44.748	88.6	24.106	109.8	1:40.605		87.07	0.883	12:33:10.363
8 -	31.427	91.3	***44.394***	88.0	24.067	111.6	1:39.888	(2)	87.69	0.166	12:34:50.251
9 -	31.439	90.5	44.834	88.6	24.185	***112.7***	1:40.458		87.19	0.736	12:36:30.709

P4 15 Matthew WRIGLEY — Merlyn Mk11A/20

IDEAL LAP TIME : BEST LAP TIME : 1:39.995 DIFFERENCE :

LAP	SECTOR 1	SECTOR 2	SECTOR 3	LAP TIME		MPH	DIFF	TIME OF DAY
1 -			***IN PIT***	6:36.525	P	22.09	4:56.530	12:30:19.292
2 -	***OUTLAP***			1:45.609		82.94	5.614	12:32:04.902
3 -				1:40.120	(2)	87.49	0.125	12:33:45.022
4 -				***1:39.995***	(1)	***87.60***		***12:35:25.017***
5 -				1:40.517	(3)	87.14	0.522	12:37:05.534

P5 22 50 Tim BRISE — Merlyn Mk20

IDEAL LAP TIME : 1:40.544 BEST LAP TIME : 1:40.709 DIFFERENCE : 0.165

LAP	SECTOR 1		SECTOR 2		SECTOR 3		LAP TIME		MPH	DIFF	TIME OF DAY
1 -	OUTLAP	90.4	46.408	84.2	25.228	110.3	1:47.890		81.19	7.181	12:23:10.312
2 -	32.110	89.7	45.953	85.3	24.890	110.7	1:42.953		85.08	2.244	12:24:53.265
3 -	31.889	91.0	45.605	87.1	24.783	110.3	1:42.277		85.64	1.568	12:26:35.542
4 -	31.904	91.8	45.503	85.1	25.075	109.8	~~1:42.482~~	D	85.47	1.773	12:28:18.024
5 -	31.876	***94.7***	45.405	87.2	24.895	111.6	1:42.176		85.73	1.467	12:30:00.200
6 -	31.539	94.2	45.205	87.2	24.440	111.6	1:41.184	(3)	86.57	0.475	12:31:41.384
7 -	***31.497***	93.2	44.841	86.4	***24.371***	***115.1***	***1:40.709***	(1)	***86.98***		***12:33:22.093***
8 -	31.744	91.6	45.042	88.6	24.516	110.9	1:41.302		86.47	0.593	12:35:03.395
9 -	31.639	92.3	***44.676***	***89.7***	24.615	110.1	1:40.930	(2)	86.79	0.221	12:36:44.325

Weather / Track : Cloudy / Dry

Brands Hatch GP: 2.4332 miles
Date: 09/07/2022 Start: 12:21 Finish: 12:36

HSCC Historic Formula Ford Championship

QUALIFYING - RACE 8 - SECTOR ANALYSIS

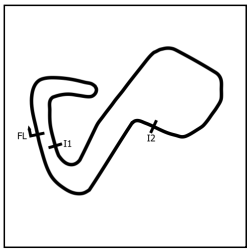

SECTOR 1 = FL to I1, SECTOR 2 = I1 to I2, SECTOR 3 = I2 to FL, DIFF = Difference To Personal Best Lap, P = Crossed Finish Line in Pit Lane, D = Time Disallowed

P6 25 50 Chris PORRITT — Merlyn Mk20A

IDEAL LAP TIME : 1:40.791 BEST LAP TIME : 1:41.055 DIFFERENCE : 0.264

LAP	SECTOR 1		SECTOR 2		SECTOR 3		LAP TIME		MPH	DIFF	TIME OF DAY
1 -	OUTLAP	90.3	46.518	82.1	25.464	107.5	1:48.787		80.52	7.732	12:23:08.930
2 -	32.014	91.8	48.036	80.3	24.893	111.6	1:44.943		83.47	3.888	12:24:53.873
3 -	32.070	93.0	47.346	80.2	24.790	113.1	1:44.206		84.06	3.151	12:26:38.079
4 -	31.959	93.4	45.298	85.9	24.310	***114.1***	1:41.567		86.24	0.512	12:28:19.646
5 -	31.854	93.9	***44.896***	***87.9***	***24.305***	113.9	***1:41.055***	**(1)**	***86.68***		***12:30:00.701***
6 -	***31.590***	***94.7***	45.349	84.8	24.476	111.6	1:41.415	**(3)**	86.37	0.360	12:31:42.116
7 -	31.605	92.8	45.124	85.5	24.591	112.4	1:41.320	**(2)**	86.45	0.265	12:33:23.436
8 -	32.320	92.4	45.571	81.9	24.927	111.4	1:42.818		85.19	1.763	12:35:06.254
9 -	34.831	81.7	50.029	80.4	24.609	102.7	1:49.469		80.02	8.414	12:36:55.723

P7 16 Simon TOYNE — Lola T200

IDEAL LAP TIME : 1:40.549 BEST LAP TIME : 1:41.084 DIFFERENCE : 0.535

LAP	SECTOR 1		SECTOR 2		SECTOR 3		LAP TIME		MPH	DIFF	TIME OF DAY
1 -	OUTLAP	90.6	46.678	82.8	24.964	***113.9***	1:47.091		81.79	6.007	12:23:13.094
2 -	31.689	93.4	46.440	87.0	24.748	111.4	1:42.877		85.14	1.793	12:24:55.971
3 -	31.322	93.7	45.403	86.5	***24.365***	112.7	1:41.090	**(2)**	86.65	0.006	12:26:37.061
4 -	***31.149***	***94.3***	***45.035***	81.8	24.975	113.5	1:41.159	**(3)**	86.59	0.075	12:28:18.220
5 -	31.475	93.5	45.269	88.6	24.672	110.1	1:41.416		86.37	0.332	12:29:59.636
6 -	31.348	93.9	45.194	87.3	24.542	109.4	***1:41.084***	**(1)**	***86.65***		***12:31:40.720***
7 -	31.514	91.4	45.196	88.1	24.511	111.2	1:41.221		86.54	0.137	12:33:21.941
8 -	32.124	92.0	48.128	54.0	31.059	110.1	1:51.311		78.69	10.227	12:35:13.252
9 -	31.756	92.6	45.212	***88.8***	24.654	109.6	1:41.622		86.20	0.538	12:36:54.874

P8 41 50 Paul UNSWORTH — Lola T200

IDEAL LAP TIME : 1:40.990 BEST LAP TIME : 1:41.148 DIFFERENCE : 0.158

LAP	SECTOR 1		SECTOR 2		SECTOR 3		LAP TIME		MPH	DIFF	TIME OF DAY
1 -	OUTLAP	89.0	47.305	83.2	24.766	108.7	1:47.299		81.63	6.151	12:23:11.061
2 -	32.123	90.5	46.146	79.4	25.070	***112.0***	1:43.339		84.76	2.191	12:24:54.400
3 -	32.000	91.4	45.921	85.7	24.680	109.8	1:42.601		85.37	1.453	12:26:37.001
4 -	32.359	91.4	45.312	***86.8***	24.651	110.1	1:42.322		85.61	1.174	12:28:19.323
5 -	31.749	92.3	45.781	83.3	24.663	111.4	1:42.193		85.71	1.045	12:30:01.516
6 -	***31.669***	***92.4***	45.038	85.5	***24.441***	111.4	***1:41.148***	**(1)**	***86.60***		***12:31:42.664***
7 -	31.900	91.8	45.180	84.2	24.630	110.1	1:41.710	**(3)**	86.12	0.562	12:33:24.374
8 -	32.151	89.7	45.211	80.6	24.865	109.8	1:42.227		85.69	1.079	12:35:06.601
9 -	31.927	91.3	***44.880***	86.1	24.544	106.8	1:41.351	**(2)**	86.43	0.203	12:36:47.952

P9 11 50 Westie MITCHELL — Merlyn Mk20

IDEAL LAP TIME : 1:40.907 BEST LAP TIME : 1:41.194 DIFFERENCE : 0.287

LAP	SECTOR 1		SECTOR 2		SECTOR 3		LAP TIME		MPH	DIFF	TIME OF DAY
1 -	OUTLAP	90.1	47.338	66.9	25.804	110.9	1:48.449		80.77	7.255	12:23:35.449
2 -	32.091	91.3	46.252	75.2	25.064	110.3	1:43.407		84.71	2.213	12:25:18.856
3 -	31.800	92.1	45.450	81.3	24.841	110.7	1:42.091		85.80	0.897	12:27:00.947
4 -	33.117	***94.2***	45.817	78.2	24.700	***114.1***	1:43.634		84.52	2.440	12:28:44.581
5 -	31.956	92.4	46.150	78.3	24.863	110.0	1:42.969		85.07	1.775	12:30:27.550
6 -	31.774	92.8	45.535	83.8	24.748	109.2	1:42.057		85.83	0.863	12:32:09.607
7 -	31.731	92.3	45.366	***85.7***	24.711	109.1	1:41.808	**(3)**	86.04	0.614	12:33:51.415
8 -	***31.434***	91.9	45.310	84.7	24.695	109.6	1:41.439	**(2)**	86.35	0.245	12:35:32.854
9 -	31.721	91.9	***44.788***	***85.7***	***24.685***	110.7	***1:41.194***	**(1)**	***86.56***		***12:37:14.048***

Weather / Track : Cloudy / Dry

Brands Hatch GP: 2.4332 miles
Date: 09/07/2022 Start: 12:21 Finish: 12:36

HSCC Historic Formula Ford Championship

QUALIFYING - RACE 8 - SECTOR ANALYSIS

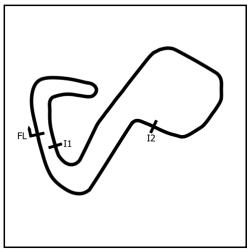

SECTOR 1 = FL to I1, SECTOR 2 = I1 to I2, SECTOR 3 = I2 to FL, DIFF = Difference To Personal Best Lap, P = Crossed Finish Line in Pit Lane, D = Time Disallowed

P10 36 50 Rob SMITH — Merlyn Mk20

IDEAL LAP TIME : 1:41.609 BEST LAP TIME : 1:41.694 DIFFERENCE : 0.085

LAP	SECTOR 1		SECTOR 2		SECTOR 3		LAP TIME		MPH	DIFF	TIME OF DAY
1 -	OUTLAP	89.9	46.210	84.3	24.729	109.6	~~1:46.217~~	D	82.47	4.523	12:23:05.560
2 -	31.960	91.3	46.935	82.6	25.077	111.1	1:43.972		84.25	2.278	12:24:49.532
3 -	31.927	91.4	45.549	86.2	24.737	110.1	1:42.213	(3)	85.70	0.519	12:26:31.745
4 -	32.112	91.4	46.111	85.4	24.636	109.4	1:42.859		85.16	1.165	12:28:14.604
5 -	32.413	90.8	45.549	86.0	24.713	109.8	~~1:42.675~~	D	85.31	0.981	12:29:57.279
6 -	***31.858***	92.4	45.367	86.9	24.783	108.4	1:42.008	(2)	85.87	0.314	12:31:39.287
7 -	39.622	57.8	46.768	87.0	24.806	109.8	1:51.196		78.77	9.502	12:33:30.483
8 -	31.888	91.4	46.627	75.4	25.506	110.9	1:44.021		84.21	2.327	12:35:14.504
9 -	31.943	***92.6***	***45.339***	***88.4***	***24.412***	***113.1***	***1:41.694***	(1)	***86.13***		***12:36:56.198***

P11 20 50 Kevin STANZL — Crossle 16F

IDEAL LAP TIME : 1:41.778 BEST LAP TIME : 1:42.039 DIFFERENCE : 0.261

LAP	SECTOR 1		SECTOR 2		SECTOR 3		LAP TIME		MPH	DIFF	TIME OF DAY
1 -	OUTLAP	86.0	47.568	79.6	25.533	108.5	1:49.256		80.17	7.217	12:23:17.427
2 -	32.973	85.2	46.303	81.9	24.786	110.3	1:44.062		84.17	2.023	12:25:01.489
3 -	32.141	90.3	46.247	85.5	24.834	109.4	1:43.222		84.86	1.183	12:26:44.711
4 -	32.767	91.1	46.115	84.7	25.165	108.7	1:44.047		84.19	2.008	12:28:28.758
5 -	32.162	90.6	46.659	83.8	24.661	109.1	1:43.482		84.65	1.443	12:30:12.240
6 -	31.970	91.9	45.793	84.0	24.615	108.0	1:42.378	(2)	85.56	0.339	12:31:54.618
7 -	31.981	92.0	45.746	84.2	24.704	109.6	1:42.431	(3)	85.51	0.392	12:33:37.049
8 -	31.962	91.0	***45.376***	***85.9***	24.701	110.5	***1:42.039***	(1)	***85.84***		***12:35:19.088***
9 -	***31.945***	***92.3***	46.396	84.2	***24.457***	***110.7***	1:42.798		85.21	0.759	12:37:01.886

P12 134 Scott RAWLINSON — Merlyn Mk11A

IDEAL LAP TIME : 1:42.356 BEST LAP TIME : 1:42.434 DIFFERENCE : 0.078

LAP	SECTOR 1		SECTOR 2		SECTOR 3		LAP TIME		MPH	DIFF	TIME OF DAY
1 -	OUTLAP	89.2	48.508	75.4	25.226	110.3	1:50.236		79.46	7.802	12:23:12.142
2 -	32.112	91.5	47.433	73.8	25.177	110.1	1:44.722		83.64	2.288	12:24:56.864
3 -	32.079	91.9	47.247	82.8	25.278	109.2	1:44.604		83.74	2.170	12:26:41.468
4 -	31.860	92.6	46.767	80.3	25.265	108.4	1:43.892		84.31	1.458	12:28:25.360
5 -	31.837	91.6	46.251	83.9	25.254	108.5	1:43.342		84.76	0.908	12:30:08.702
6 -	31.885	***93.4***	45.959	85.4	25.118	107.5	1:42.962	(3)	85.07	0.528	12:31:51.664
7 -	31.703	91.9	***45.792***	81.4	25.223	109.1	1:42.718	(2)	85.28	0.284	12:33:34.382
8 -	31.703	92.4	46.348	83.5	24.995	***110.5***	1:43.046		85.00	0.612	12:35:17.428
9 -	***31.665***	92.5	45.870	***85.8***	***24.899***	110.1	***1:42.434***	(1)	***85.51***		***12:36:59.862***

P13 69 Oliver CHAPMAN — Lola T200

IDEAL LAP TIME : 1:42.318 BEST LAP TIME : 1:42.756 DIFFERENCE : 0.438

LAP	SECTOR 1		SECTOR 2		SECTOR 3		LAP TIME		MPH	DIFF	TIME OF DAY
1 -	OUTLAP	90.3	48.059	78.7	25.366	108.9	1:48.449		80.77	5.693	12:23:12.913
2 -	32.429	87.7	47.303	80.5	24.980	109.1	1:44.712		83.65	1.956	12:24:57.625
3 -	31.854	***92.3***	47.282	80.8	24.856	***112.5***	~~1:43.992~~	D	84.23	1.236	12:26:41.617
4 -	34.666	91.1	47.066	82.1	25.615	108.4	1:47.347		81.60	4.591	12:28:28.964
5 -	32.369	***92.3***	47.673	78.5	25.230	109.1	1:45.272		83.21	2.516	12:30:14.236
6 -	31.961	91.1	***45.955***	***85.5***	***24.840***	108.0	***1:42.756***	(1)	***85.24***		***12:31:56.992***
7 -	34.073	91.9	46.050	83.8	24.948	108.7	~~1:45.071~~	D	83.37	2.315	12:33:42.063
8 -	31.871	90.6	46.841	79.3	25.296	110.1	1:44.008	(3)	84.22	1.252	12:35:26.071
9 -	***31.523***	92.1	46.884	84.7	24.997	110.1	1:43.404	(2)	84.71	0.648	12:37:09.475

HSCC Historic Formula Ford Championship

QUALIFYING - RACE 8 - SECTOR ANALYSIS

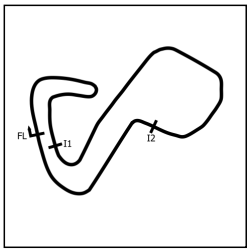

SECTOR 1 = FL to I1, SECTOR 2 = I1 to I2, SECTOR 3 = I2 to FL, DIFF = Difference To Personal Best Lap, P = Crossed Finish Line in Pit Lane, D = Time Disallowed

P14 63 50 Matthew STURMER — Macon MR8

IDEAL LAP TIME : 1:43.518 BEST LAP TIME : 1:43.518 DIFFERENCE : 0.000

LAP	SECTOR 1		SECTOR 2		SECTOR 3		LAP TIME		MPH	DIFF	TIME OF DAY
1 -	OUTLAP	83.4	50.013	72.0	26.016	106.8	1:53.722		77.02	10.204	12:23:25.238
2 -	32.828	87.9	47.274	80.8	26.462	107.3	1:46.564		82.20	3.046	12:25:11.802
3 -	32.717	89.3	46.709	80.4	25.651	109.6	1:45.077		83.36	1.559	12:26:56.879
4 -	36.702	88.3	47.927	77.3	25.272	***110.0***	1:49.901		79.70	6.383	12:28:46.780
5 -	32.694	***90.0***	47.005	82.2	25.074	108.0	1:44.773		83.60	1.255	12:30:31.553
6 -	32.458	89.5	46.753	82.6	25.082	107.3	1:44.293	**(3)**	83.99	0.775	12:32:15.846
7 -	32.216	***90.0***	46.561	80.4	25.506	108.5	1:44.283	**(2)**	84.00	0.765	12:34:00.129
8 -	***32.094***	89.8	***46.423***	***84.2***	***25.001***	***110.0***	***1:43.518***	**(1)**	***84.62***		***12:35:43.647***
9 -	33.259	76.3	50.256	73.0	26.145	101.0	1:49.660		79.88	6.142	12:37:33.307

P15 98 50 Chris STUART — Merlyn Mk11A

IDEAL LAP TIME : 1:43.322 BEST LAP TIME : 1:43.864 DIFFERENCE : 0.542

LAP	SECTOR 1		SECTOR 2		SECTOR 3		LAP TIME		MPH	DIFF	TIME OF DAY
1 -	OUTLAP	87.8	48.200	83.9	25.679	109.4	1:50.160		79.51	6.296	12:23:15.271
2 -	32.569	90.6	47.111	78.9	25.175	109.8	1:44.855		83.54	0.991	12:25:00.126
3 -	***32.167***	91.6	48.121	***86.2***	***24.887***	***112.2***	1:45.175		83.28	1.311	12:26:45.301
4 -	47.024	90.3	47.024	80.0	25.068	109.2	1:59.116		73.54	15.252	12:28:44.417
5 -	32.442	***92.6***	46.579	79.3	25.136	110.1	1:44.157	**(2)**	84.10	0.293	12:30:28.574
6 -	32.237	89.5	46.834	82.6	25.731	108.2	1:44.802		83.58	0.938	12:32:13.376
7 -	32.609	90.3	46.928	83.2	26.043	109.1	1:45.580		82.96	1.716	12:33:58.956
8 -	32.186	89.4	46.895	79.8	25.212	109.4	1:44.293	**(3)**	83.99	0.429	12:35:43.249
9 -	32.287	91.6	***46.268***	84.3	25.309	109.2	***1:43.864***	**(1)**	***84.33***		***12:37:27.113***

P16 77 50 Chris SHARPLES — Palliser WDF1

IDEAL LAP TIME : 1:44.145 BEST LAP TIME : 1:44.567 DIFFERENCE : 0.422

LAP	SECTOR 1		SECTOR 2		SECTOR 3		LAP TIME		MPH	DIFF	TIME OF DAY
1 -	OUTLAP	74.1	50.913	66.7	26.232	108.2	1:57.100		74.80	12.533	12:23:39.633
2 -	33.578	88.3	48.341	68.1	27.173	***110.0***	1:49.092		80.29	4.525	12:25:28.725
3 -	32.714	88.8	47.820	75.5	25.817	107.0	1:46.351		82.36	1.784	12:27:15.076
4 -	32.591	***90.6***	47.400	77.7	25.333	108.2	1:45.324		83.17	0.757	12:29:00.400
5 -	32.436	90.4	47.484	78.1	25.632	108.0	1:45.552		82.99	0.985	12:30:45.952
6 -	32.511	89.8	***46.675***	80.9	25.392	107.7	1:44.578	**(2)**	83.76	0.011	12:32:30.530
7 -	32.846	90.3	46.943	***83.8***	25.383	108.2	1:45.172		83.29	0.605	12:34:15.702
8 -	32.649	90.1	46.713	81.5	***25.205***	108.9	***1:44.567***	**(1)**	***83.77***		***12:36:00.269***
9 -	***32.265***	90.1	47.046	80.1	25.269	109.2	1:44.580	**(3)**	83.76	0.013	12:37:44.849

P17 27 50 Dick DIXON — Lotus 61

IDEAL LAP TIME : 1:44.581 BEST LAP TIME : 1:44.581 DIFFERENCE : 0.000

LAP	SECTOR 1		SECTOR 2		SECTOR 3		LAP TIME		MPH	DIFF	TIME OF DAY
1 -	OUTLAP	79.3	50.593	64.2	27.288	108.0	1:57.947		74.26	13.366	12:23:37.898
2 -	34.136	87.8	49.099	65.3	26.905	***109.8***	1:50.140		79.53	5.559	12:25:28.038
3 -	33.078	89.3	47.687	74.4	26.245	104.8	1:47.010		81.86	2.429	12:27:15.048
4 -	33.329	***90.4***	47.487	75.4	25.495	***109.8***	1:46.311		82.39	1.730	12:29:01.359
5 -	32.663	89.2	47.430	73.8	25.749	108.7	1:45.842	**(3)**	82.76	1.261	12:30:47.201
6 -	33.129	88.7	47.015	76.2	25.823	107.8	1:45.967		82.66	1.386	12:32:33.168
7 -	32.632	88.3	46.968	77.4	25.570	108.4	1:45.170	**(2)**	83.29	0.589	12:34:18.338
8 -	***32.513***	89.2	***46.699***	***79.0***	***25.369***	***109.8***	***1:44.581***	**(1)**	***83.76***		***12:36:02.919***
9 -	33.624	89.4	47.314	78.4	25.679	108.2	1:46.617		82.16	2.036	12:37:49.536

HSCC Historic Formula Ford Championship

QUALIFYING - RACE 8 - SECTOR ANALYSIS

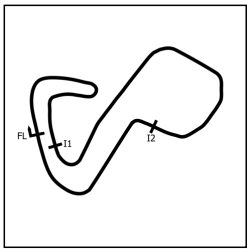

SECTOR 1 = FL to I1, SECTOR 2 = I1 to I2, SECTOR 3 = I2 to FL, DIFF = Difference To Personal Best Lap, P = Crossed Finish Line in Pit Lane, D = Time Disallowed

P18 97 50 Alan SCHMIDT — Merlyn Mk20A

IDEAL LAP TIME : 1:45.996 BEST LAP TIME : 1:45.996 DIFFERENCE : 0.000

LAP	SECTOR 1		SECTOR 2		SECTOR 3		LAP TIME		MPH	DIFF	TIME OF DAY
1 -	OUTLAP	79.3	53.720	61.8	28.216	106.8	2:01.291		72.22	15.295	12:23:37.636
2 -	35.340	87.4	50.121	67.9	27.470	***107.8***	1:52.931		77.56	6.935	12:25:30.567
3 -	34.150	86.4	50.002	***75.2***	27.096	106.3	1:51.248		78.74	5.252	12:27:21.815
4 -	33.724	88.7	48.915	73.9	26.092	106.8	1:48.731	**(3)**	80.56	2.735	12:29:10.546
5 -	32.987	88.8	49.317	73.7	25.948	107.3	1:48.252	**(2)**	80.92	2.256	12:30:58.798
6 -	32.541	***90.5***	50.341	67.7	26.520	106.8	1:49.402		80.07	3.406	12:32:48.200
7 -	***32.434***	89.4	***47.899***	74.8	***25.663***	107.0	***1:45.996***	**(1)**	***82.64***		***12:34:34.196***
8 -	32.756	89.0	52.779	63.2	26.765	106.3	1:52.300		78.00	6.304	12:36:26.496

P19 30 50 David SQUIRE — Hawke DL2

IDEAL LAP TIME : 1:46.056 BEST LAP TIME : 1:46.248 DIFFERENCE : 0.192

LAP	SECTOR 1		SECTOR 2		SECTOR 3		LAP TIME		MPH	DIFF	TIME OF DAY
1 -	OUTLAP	88.6	49.166	81.9	26.014	107.8	1:51.894		78.28	5.646	12:23:21.653
2 -	34.623	88.6	48.808	82.9	25.826	107.8	1:49.257		80.17	3.009	12:25:10.910
3 -	34.413	90.5	47.885	83.8	25.814	106.8	1:48.112		81.02	1.864	12:26:59.022
4 -	34.946	***91.5***	48.644	***86.8***	25.827	108.4	1:49.417		80.05	3.169	12:28:48.439
5 -	33.752	90.3	47.706	85.9	25.464	107.5	1:46.922		81.92	0.674	12:30:35.361
6 -	33.844	90.4	47.826	84.0	25.649	106.6	1:47.319		81.62	1.071	12:32:22.680
7 -	33.505	90.4	47.533	82.8	25.613	108.5	1:46.651	**(3)**	82.13	0.403	12:34:09.331
8 -	33.588	90.9	***47.410***	83.0	***25.250***	***111.2***	***1:46.248***	**(1)**	***82.44***		***12:35:55.579***
9 -	***33.396***	90.4	47.604	85.9	25.402	107.7	1:46.402	**(2)**	82.32	0.154	12:37:41.981

P20 76 50 Mark CARTER — Merlyn Mk20

IDEAL LAP TIME : 1:45.955 BEST LAP TIME : 1:46.817 DIFFERENCE : 0.862

LAP	SECTOR 1		SECTOR 2		SECTOR 3		LAP TIME		MPH	DIFF	TIME OF DAY
1 -	OUTLAP	84.4	48.996	72.0	26.319	106.5	1:52.541		77.83	5.724	12:23:19.521
2 -	33.188	85.2	49.242	71.0	26.613	107.0	1:49.043		80.33	2.226	12:25:08.564
3 -	33.639	85.8	48.433	69.5	26.077	107.3	1:48.149		80.99	1.332	12:26:56.713
4 -	35.291	84.5	48.745	72.2	25.887	107.7	1:49.923		79.69	3.106	12:28:46.636
5 -	33.462	87.9	***47.803***	***74.8***	25.731	108.0	1:46.996	**(2)**	81.87	0.179	12:30:33.632
6 -	32.955	86.7	48.012	71.0	26.083	102.7	1:47.050	**(3)**	81.82	0.233	12:32:20.682
7 -	33.455	***88.4***	48.204	71.7	26.092	106.1	1:47.751		81.29	0.934	12:34:08.433
8 -	33.119	87.1	47.898	72.6	25.800	107.7	***1:46.817***	**(1)**	***82.00***		***12:35:55.250***
9 -	***32.782***	87.2	49.313	71.1	***25.370***	***109.6***	1:47.465		81.51	0.648	12:37:42.715

P21 147 50 Louis HANJOUL — Elden Mk8/10

IDEAL LAP TIME : 1:46.414 BEST LAP TIME : 1:47.076 DIFFERENCE : 0.662

LAP	SECTOR 1		SECTOR 2		SECTOR 3		LAP TIME		MPH	DIFF	TIME OF DAY
1 -	OUTLAP	81.4	52.354	72.7	27.450	104.5	1:59.454		73.33	12.378	12:23:36.817
2 -	37.361	86.3	49.979	77.0	26.194	107.0	1:53.534		77.15	6.458	12:25:30.351
3 -	36.199	69.8	55.763	68.1	28.189	105.0	2:00.151		72.90	13.075	12:27:30.502
4 -	33.441	***89.9***	48.211	80.0	***26.136***	106.1	1:47.788	**(3)**	81.26	0.712	12:29:18.290
5 -	33.829	88.4	47.550	79.5	26.165	***107.8***	1:47.544	**(2)**	81.45	0.468	12:31:05.834
6 -	***32.855***	88.3	***47.423***	***80.9***	26.798	94.2	***1:47.076***	**(1)**	***81.80***		***12:32:52.910***

P22 9 50 Kevin WILLIAMS — Merlyn Mk20A

IDEAL LAP TIME : 1:47.073 BEST LAP TIME : 1:47.190 DIFFERENCE : 0.117

LAP	SECTOR 1		SECTOR 2		SECTOR 3		LAP TIME		MPH	DIFF	TIME OF DAY
1 -	OUTLAP	82.1	51.364	71.0	26.358	109.6	1:57.623		74.47	10.433	12:23:41.323
2 -	34.918	86.1	48.922	76.0	25.954	110.0	1:49.794		79.78	2.604	12:25:31.117
3 -	34.752	87.6	49.314	73.8	26.207	108.2	1:50.273		79.43	3.083	12:27:21.390
4 -	33.764	89.8	48.825	75.4	25.530	109.8	1:48.119	**(3)**	81.02	0.929	12:29:09.509
5 -	33.561	86.9	48.292	***78.2***	25.337	***111.6***	***1:47.190***	**(1)**	***81.72***		***12:30:56.699***
6 -	***33.473***	***90.9***	49.494	75.3	25.556	109.1	1:48.523		80.71	1.333	12:32:45.222
7 -	33.707	87.2	48.778	76.4	***25.315***	109.2	1:47.800	**(2)**	81.26	0.610	12:34:33.022
8 -	34.413	90.8	***48.285***	77.7	25.740	100.1	1:48.438		80.78	1.248	12:36:21.460

Weather / Track : Cloudy / Dry

Brands Hatch GP: 2.4332 miles
Date: 09/07/2022 Start: 12:21 Finish: 12:36

HSCC Historic Formula Ford Championship

QUALIFYING - RACE 8 - SECTOR ANALYSIS

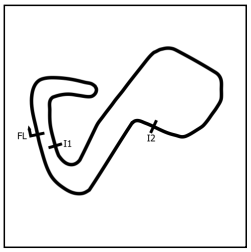

SECTOR 1 = FL to I1, SECTOR 2 = I1 to I2, SECTOR 3 = I2 to FL, DIFF = Difference To Personal Best Lap, P = Crossed Finish Line in Pit Lane, D = Time Disallowed

P23 47 50 Ian FERNIHOUGH — Titan Mk6

IDEAL LAP TIME : 1:47.577 BEST LAP TIME : 1:47.724 DIFFERENCE : 0.147

LAP	SECTOR 1		SECTOR 2		SECTOR 3		LAP TIME		MPH	DIFF	TIME OF DAY
1 -	OUTLAP	80.6	53.371	64.8	27.138	100.6	2:01.362		72.17	13.638	12:23:35.581
2 -	34.080	88.3	51.187	66.4	27.059	105.0	~~1:52.326~~	D	77.98	4.602	12:25:27.907
3 -	34.488	86.5	48.654	73.4	26.413	105.5	1:49.555		79.95	1.831	12:27:17.462
4 -	33.782	88.6	49.033	75.8	26.121	106.1	1:48.936	(3)	80.41	1.212	12:29:06.398
5 -	33.887	89.0	49.353	73.8	26.452	105.1	1:49.692		79.85	1.968	12:30:56.090
6 -	33.978	87.2	50.160	73.1	25.821	107.2	~~1:49.959~~	D	79.66	2.235	12:32:46.049
7 -	33.534	87.9	49.455	***78.3***	***25.615***	***108.9***	1:48.604	(2)	80.65	0.880	12:34:34.653
8 -	***33.358***	***90.4***	***48.604***	77.9	25.762	106.1	***1:47.724***	(1)	***81.31***		***12:36:22.377***

P24 65 50 Damian SAMUEL-CAMPS — Merlyn Mk20

IDEAL LAP TIME : 1:48.318 BEST LAP TIME : 1:48.392 DIFFERENCE : 0.074

LAP	SECTOR 1		SECTOR 2		SECTOR 3		LAP TIME		MPH	DIFF	TIME OF DAY
1 -	OUTLAP	80.4	53.886	63.8	27.148	107.3	1:59.777		73.13	11.385	12:23:32.900
2 -	34.800	81.3	52.487	67.9	28.497	102.7	1:55.784		75.65	7.392	12:25:28.684
3 -	35.852	82.9	51.786	72.8	26.491	***108.9***	1:54.129		76.75	5.737	12:27:22.813
4 -	34.554	87.9	50.119	73.6	26.631	108.0	1:51.304		78.70	2.912	12:29:14.117
5 -	34.518	89.0	50.178	72.5	26.878	105.1	1:51.574		78.51	3.182	12:31:05.691
6 -	34.284	***90.3***	***48.991***	78.6	26.271	107.8	1:49.546	(2)	79.96	1.154	12:32:55.237
7 -	34.277	89.3	49.478	76.9	26.169	106.8	1:49.924	(3)	79.68	1.532	12:34:45.161
8 -	***33.569***	89.1	49.065	***79.7***	***25.758***	107.0	***1:48.392***	(1)	***80.81***		***12:36:33.553***

P25 40 Peter LAVENDER — Merlyn Mk11A/17

IDEAL LAP TIME : 1:51.310 BEST LAP TIME : 1:51.697 DIFFERENCE : 0.387

LAP	SECTOR 1		SECTOR 2		SECTOR 3		LAP TIME		MPH	DIFF	TIME OF DAY
1 -	OUTLAP	72.9	55.121	68.2	28.496	104.5	2:05.239		69.94	13.542	12:23:53.822
2 -	36.275	79.6	52.575	72.5	27.380	106.3	1:56.230		75.36	4.533	12:25:50.052
3 -	35.491	84.0	51.609	76.6	26.924	106.8	1:54.024		76.82	2.327	12:27:44.076
4 -	35.296	87.6	50.848	75.5	26.801	107.7	1:52.945		77.55	1.248	12:29:37.021
5 -	35.114	86.3	***50.111***	77.8	***26.669***	106.3	1:51.894	(3)	78.28	0.197	12:31:28.915
6 -	***34.530***	87.4	50.217	***79.1***	26.950	106.5	***1:51.697***	(1)	***78.42***		***12:33:20.612***
7 -	37.204	76.0	50.870	77.6	27.424	***107.8***	1:55.498		75.84	3.801	12:35:16.110
8 -	34.579	***88.8***	50.457	72.7	26.853	***107.8***	1:51.889	(2)	78.29	0.192	12:37:07.999

Weather / Track : Cloudy / Dry

Brands Hatch GP: 2.4332 miles
Date: 09/07/2022 Start: 12:21 Finish: 12:36

HSCC Historic Formula Ford Championship

QUALIFYING - RACE 8 - BEST SECTORS

	SECTOR 1			SECTOR 2			SECTOR 3			IDEAL / BEST COMPARISON					
POS	NO	NAME	TIME	NO	NAME	TIME	NO	NAME	TIME	POS	NO	NAME	IDEAL	BEST	DIFF
												PERFECT LAP	1:37.194		
1	8	HARRISON	30.525	8	HARRISON	43.181	8	HARRISON	23.488	1	8	HARRISON	1:37.194	1:37.224	0.030
2	158	STUTELY	31.025	158	STUTELY	43.925	70	STANZL	23.870	2	158	STUTELY	1:38.839	1:38.858	0.019
3	16	TOYNE	31.149	70	STANZL	44.394	158	STUTELY	23.889	3	70	STANZL	1:39.576	1:39.722	0.146
4	70	STANZL	31.312	22	BRISE	44.676	25	PORRITT	24.305	4	22	BRISE	1:40.544	1:40.709	0.165
5	11	MITCHELL	31.434	11	MITCHELL	44.788	16	TOYNE	24.365	5	16	TOYNE	1:40.549	1:41.084	0.535
6	22	BRISE	31.497	41	UNSWORTH	44.880	22	BRISE	24.371	6	25	PORRITT	1:40.791	1:41.055	0.264
7	69	CHAPMAN	31.523	25	PORRITT	44.896	36	SMITH	24.412	7	11	MITCHELL	1:40.907	1:41.194	0.287
8	25	PORRITT	31.590	16	TOYNE	45.035	41	UNSWORTH	24.441	8	41	UNSWORTH	1:40.990	1:41.148	0.158
9	134	RAWLINSON	31.665	36	SMITH	45.339	20	STANZL	24.457	9	36	SMITH	1:41.609	1:41.694	0.085
10	41	UNSWORTH	31.669	20	STANZL	45.376	11	MITCHELL	24.685	10	20	STANZL	1:41.778	1:42.039	0.261
11	36	SMITH	31.858	134	RAWLINSON	45.792	69	CHAPMAN	24.840	11	69	CHAPMAN	1:42.318	1:42.756	0.438
12	20	STANZL	31.945	69	CHAPMAN	45.955	98	STUART	24.887	12	134	RAWLINSON	1:42.356	1:42.434	0.078
13	63	STURMER	32.094	98	STUART	46.268	134	RAWLINSON	24.899	13	98	STUART	1:43.322	1:43.864	0.542
14	98	STUART	32.167	63	STURMER	46.423	63	STURMER	25.001	14	63	STURMER	1:43.518	1:43.518	0.000
15	77	SHARPLES	32.265	77	SHARPLES	46.675	77	SHARPLES	25.205	15	77	SHARPLES	1:44.145	1:44.567	0.422
16	97	SCHMIDT	32.434	27	DIXON	46.699	30	SQUIRE	25.250	16	27	DIXON	1:44.581	1:44.581	0.000
17	27	DIXON	32.513	30	SQUIRE	47.410	9	WILLIAMS	25.315	17	76	CARTER	1:45.955	1:46.817	0.862
18	76	CARTER	32.782	147	HANJOUL	47.423	27	DIXON	25.369	18	97	SCHMIDT	1:45.996	1:45.996	0.000
19	147	HANJOUL	32.855	76	CARTER	47.803	76	CARTER	25.370	19	30	SQUIRE	1:46.056	1:46.248	0.192
20	47	FERNIHOUGH	33.358	97	SCHMIDT	47.899	47	FERNIHOUGH	25.615	20	147	HANJOUL	1:46.414	1:47.076	0.662
21	30	SQUIRE	33.396	9	WILLIAMS	48.285	97	SCHMIDT	25.663	21	9	WILLIAMS	1:47.073	1:47.190	0.117
22	9	WILLIAMS	33.473	47	FERNIHOUGH	48.604	65	SAMUEL-CAMPS	25.758	22	47	FERNIHOUGH	1:47.577	1:47.724	0.147
23	65	SAMUEL-CAMPS	33.569	65	SAMUEL-CAMPS	48.991	147	HANJOUL	26.136	23	65	SAMUEL-CAMPS	1:48.318	1:48.392	0.074
24	40	LAVENDER	34.530	40	LAVENDER	50.111	40	LAVENDER	26.669	24	40	LAVENDER	1:51.310	1:51.697	0.387
25										25	15	WRIGLEY		1:39.995	

Weather / Track : Cloudy / Dry

Brands Hatch GP: 2.4332 miles
Date: 09/07/2022 Start: 12:21 Finish: 12:36

Results can be found at www.tsl-timing.com

Printed - 12:39 Saturday, 09 July 2022

HSCC Historic Formula Ford Championship

QUALIFYING - RACE 8 - BEST SPEEDS

	INTERMEDIATE 1			INTERMEDIATE 2			FINISH LINE		
POS	NO	NAME	MPH	NO	NAME	MPH	NO	NAME	MPH
1	8	HARRISON	95.0	8	HARRISON	94.7	22	BRISE	115.1
2	22	BRISE	94.7	158	STUTELY	90.6	25	PORRITT	114.1
3	25	PORRITT	94.7	70	STANZL	89.9	11	MITCHELL	114.1
4	16	TOYNE	94.3	22	BRISE	89.7	16	TOYNE	113.9
5	11	MITCHELL	94.2	16	TOYNE	88.8	36	SMITH	113.1
6	158	STUTELY	93.9	36	SMITH	88.4	70	STANZL	112.7
7	134	RAWLINSON	93.4	25	PORRITT	87.9	8	HARRISON	112.5
8	70	STANZL	92.6	41	UNSWORTH	86.8	69	CHAPMAN	112.5
9	36	SMITH	92.6	30	SQUIRE	86.8	98	STUART	112.2
10	98	STUART	92.6	98	STUART	86.2	41	UNSWORTH	112.0
11	41	UNSWORTH	92.4	20	STANZL	85.9	158	STUTELY	111.6
12	20	STANZL	92.3	134	RAWLINSON	85.8	9	WILLIAMS	111.6
13	69	CHAPMAN	92.3	11	MITCHELL	85.7	30	SQUIRE	111.2
14	30	SQUIRE	91.5	69	CHAPMAN	85.5	20	STANZL	110.7
15	9	WILLIAMS	90.9	63	STURMER	84.2	134	RAWLINSON	110.5
16	77	SHARPLES	90.6	77	SHARPLES	83.8	63	STURMER	110.0
17	97	SCHMIDT	90.5	147	HANJOUL	80.9	77	SHARPLES	110.0
18	27	DIXON	90.4	65	SAMUEL-CAMPS	79.7	27	DIXON	109.8
19	47	FERNIHOUGH	90.4	40	LAVENDER	79.1	76	CARTER	109.6
20	65	SAMUEL-CAMPS	90.3	27	DIXON	79.0	47	FERNIHOUGH	108.9
21	63	STURMER	90.0	47	FERNIHOUGH	78.3	65	SAMUEL-CAMPS	108.9
22	147	HANJOUL	89.9	9	WILLIAMS	78.2	97	SCHMIDT	107.8
23	40	LAVENDER	88.8	97	SCHMIDT	75.2	147	HANJOUL	107.8
24	76	CARTER	88.4	76	CARTER	74.8	40	LAVENDER	107.8
25									

Weather / Track : Cloudy / Dry

Brands Hatch GP: 2.4332 miles
Date: 09/07/2022 Start: 12:21 Finish: 12:36

Results can be found at www.tsl-timing.com

Printed - 12:39 Saturday, 09 July 2022

HSCC Historic Formula Ford Championship

QUALIFYING - RACE 8 - STATISTICS

Competitors Started	25
Planned Start	2022-07-09 @ 12:30:00.000
Actual Start	2022-07-09 @ 12:21:04.580
Finish Time	2022-07-09 @ 12:36:06.568
Track Length	2.4332mi.
Total Laps	206
Total Distance Covered	501.2576mi.

Session Fastest Lap History

NO	CL	NAME	LAP TIME	TIME OF DAY	LAP	VEHICLE
8		**Samuel HARRISON**	**1:37.820**	12:24:40.711	2	Merlyn Mk20
8		**Samuel HARRISON**	**1:37.224**	12:27:55.913	4	Merlyn Mk20

Flag History

TYPE	TIME OF DAY
GREEN	12:21:04.580
FINISH	12:36:06.568

Flag Statistics

TYPE	COUNT	TOTAL LAPS	TOTAL TIME
Green	1	9	16:54.964
Red	0	0	0.000
Safety Car	0	0	0.000
FCY	0	0	0.000

Weather / Track : Cloudy / Dry

Brands Hatch GP: 2.4332 miles
Date: 09/07/2022 Start: 12:21 Finish: 12:36

HSCC Historic Formula Ford Championship

QUALIFYING - RACE 8 - STATISTICS

CLASS : 8 Starters

Fastest Lap History

NO	NAME	LAP TIME	TIME OF DAY	LAP	VEHICLE
8	**Samuel HARRISON**	**1:37.820**	12:24:40.711	2	Merlyn Mk20
8	**Samuel HARRISON**	**1:37.224**	12:27:55.913	4	Merlyn Mk20

Weather / Track : Cloudy / Dry

Brands Hatch GP: 2.4332 miles
Date: 09/07/2022 Start: 12:21 Finish: 12:36

HSCC Historic Formula Ford Championship

QUALIFYING - RACE 8 - STATISTICS

CLASS : 50

17 Starters

Fastest Lap History

NO	NAME	LAP TIME	TIME OF DAY	LAP	VEHICLE
36	**Rob SMITH**	**1:43.972**	12:24:49.549	2	Merlyn Mk20
22	**Tim BRISE**	**1:42.953**	12:24:53.286	2	Merlyn Mk20
36	**Rob SMITH**	**1:42.213**	12:26:31.763	3	Merlyn Mk20
11	**Westie MITCHELL**	**1:42.091**	12:27:00.966	3	Merlyn Mk20
25	**Chris PORRITT**	**1:41.567**	12:28:19.671	4	Merlyn Mk20A
25	**Chris PORRITT**	**1:41.055**	12:30:00.725	5	Merlyn Mk20A
22	**Tim BRISE**	**1:40.709**	12:33:22.112	7	Merlyn Mk20

Weather / Track : Cloudy / Dry

Brands Hatch GP: 2.4332 miles
Date: 09/07/2022 Start: 12:21 Finish: 12:36

Sheet No:	Issue Time:

HSCC Historic Formula Ford Championship

RACE 8 - GRID (15 minutes) - AMENDED

ROW 13	25	40	Peter LAVENDER	1:51.697
ROW 12	23	47	Ian FERNIHOUGH	1:47.724
ROW 11	21	147	Louis HANJOUL	1:47.076
ROW 10	19	30	David SQUIRE	1:46.248
ROW 9	17	27	Dick DIXON	1:44.581
ROW 8	15	98	Chris STUART	1:43.864
ROW 7	13	69	Oliver CHAPMAN	1:42.756
ROW 6	11	20	Kevin STANZL	1:42.039
ROW 5	9	11	Westie MITCHELL	1:41.194
ROW 4	7	16	Simon TOYNE	1:41.084
ROW 3	5	22	Tim BRISE	1:40.709
ROW 2	3	70	Daniel STANZL	1:39.722
ROW 1	1	8	Samuel HARRISON	1:37.224
			Pole	

26	93	Rudolf ERNST	
24	65	Damian SAMUEL-CAMPS	1:48.392
22	9	Kevin WILLIAMS	1:47.190
20	76	Mark CARTER	1:46.817
18	97	Alan SCHMIDT	1:45.996
16	77	Chris SHARPLES	1:44.567
14	63	Matthew STURMER	1:43.518
12	134	Scott RAWLINSON	1:42.434
10	36	Rob SMITH	1:41.694
8	41	Paul UNSWORTH	1:41.148
6	25	Chris PORRITT	1:41.055
4	15	Matthew WRIGLEY	1:39.995
2	158	Linton STUTELY	1:38.858

Race is now a standing start. Car 93 allowed to start from the back of the grid.

Brands Hatch GP: 2.4332 miles

These results are provisional until the conclusion of any judicial and technical matters.

Clerk Of Course : Julian Floyd	Stewards :	Timekeeper : Nick Palmer

Sheet No:	Issue Time:

HSCC Historic Formula Ford Championship

RACE 8 - GRID (20 minutes)

ROW 13	25	40	Peter LAVENDER 1:51.697				
ROW 12	23	47	Ian FERNIHOUGH 1:47.724	24	65	Damian SAMUEL-CAMPS 1:48.392	
ROW 11	21	147	Louis HANJOUL 1:47.076	22	9	Kevin WILLIAMS 1:47.190	
ROW 10	19	30	David SQUIRE 1:46.248	20	76	Mark CARTER 1:46.817	
ROW 9	17	27	Dick DIXON 1:44.581	18	97	Alan SCHMIDT 1:45.996	
ROW 8	15	98	Chris STUART 1:43.864	16	77	Chris SHARPLES 1:44.567	
ROW 7	13	69	Oliver CHAPMAN 1:42.756	14	63	Matthew STURMER 1:43.518	
ROW 6	11	20	Kevin STANZL 1:42.039	12	134	Scott RAWLINSON 1:42.434	
ROW 5	9	11	Westie MITCHELL 1:41.194	10	36	Rob SMITH 1:41.694	
ROW 4	7	16	Simon TOYNE 1:41.084	8	41	Paul UNSWORTH 1:41.148	
ROW 3	5	22	Tim BRISE 1:40.709	6	25	Chris PORRITT 1:41.055	
ROW 2	3	70	Daniel STANZL 1:39.722	4	15	Matthew WRIGLEY 1:39.995	
ROW 1	1	8	Samuel HARRISON 1:37.224	2	158	Linton STUTELY 1:38.858	
			Pole				

Brands Hatch GP: 2.4332 miles

These results are provisional until the conclusion of any judicial and technical matters.

Clerk Of Course : Julian Floyd	Stewards :	Timekeeper : Nick Palmer

Results can be found at www.tsl-timing.com

Printed - 12:40 Saturday, 09 July 2022

Sheet No:	Issue Time:

HSCC Historic Formula Ford Championship

RACE 8 - CLASSIFICATION

POS	NO	CL	PIC	NAME	ENTRY	LAPS	TIME	GAP	DIFF	MPH	BEST	ON
1	**8**		1	Samuel HARRISON	Merlyn Mk20	**8**	13:09.051			88.81	**1:37.493**	4
2	**158**		2	Linton STUTELY	Royale RP3	**8**	13:22.431	**13.380**	13.380	87.33	**1:39.282**	4
3	**15**		3	Matthew WRIGLEY	Merlyn Mk11A/20	**8**	13:28.700	**19.649**	6.269	86.65	**1:39.628**	6
4	**70**		4	Daniel STANZL	Elden Mk8	**8**	13:28.844	**19.793**	0.144	86.64	**1:40.107**	3
5	**36**	50	1	Rob SMITH	Merlyn Mk20	**8**	13:37.252	**28.201**	8.408	85.74	**1:40.498**	7
6	**22**	50	2	Tim BRISE	Merlyn Mk20	**8**	13:37.675	**28.624**	0.423	85.70	**1:40.459**	7
7	**16**		5	Simon TOYNE	Lola T200	**8**	13:38.494	**29.443**	0.819	85.61	**1:40.562**	7
8	**25**	50	3	Chris PORRITT	Merlyn Mk20A	**8**	13:38.724	**29.673**	0.230	85.59	**1:40.753**	7
9	**41**	50	4	Paul UNSWORTH	Lola T200	**8**	13:39.306	**30.255**	0.582	85.53	**1:40.892**	7
10	**69**		6	Oliver CHAPMAN	Lola T200	**8**	13:43.689	**34.638**	4.383	85.07	**1:40.350**	6
11	**20**	50	5	Kevin STANZL	Crossle 16F	**8**	13:44.455	**35.404**	0.766	85.00	**1:41.490**	8
12	**134**		7	Scott RAWLINSON	Merlyn Mk11A	**8**	13:47.762	**38.711**	3.307	84.66	**1:41.379**	8
13	**98**	50	6	Chris STUART	Merlyn Mk11A	**8**	13:57.491	**48.440**	9.729	83.67	**1:42.720**	2
14	**63**	50	7	Matthew STURMER	Macon MR8	**8**	13:59.663	**50.612**	2.172	83.46	**1:43.232**	7
15	**77**	50	8	Chris SHARPLES	Palliser WDF1	**8**	14:09.393	**1:00.342**	9.730	82.50	**1:43.458**	6
16	**76**	50	9	Mark CARTER	Merlyn Mk20	**8**	14:15.767	**1:06.716**	6.374	81.88	**1:44.876**	8
17	**27**	50	10	Dick DIXON	Lotus 61	**8**	14:16.240	**1:07.189**	0.473	81.84	**1:45.222**	8
18	**9**	50	11	Kevin WILLIAMS	Merlyn Mk20A	**8**	14:20.960	**1:11.909**	4.720	81.39	**1:45.844**	7
19	**147**	50	12	Louis HANJOUL	Elden Mk8/10	**8**	14:21.405	**1:12.354**	0.445	81.35	**1:45.064**	5
20	**47**	50	13	Ian FERNIHOUGH	Titan Mk6	**8**	14:21.754	**1:12.703**	0.349	81.32	**1:45.691**	5
21	**30**	50	14	David SQUIRE	Hawke DL2	**8**	14:26.902	**1:17.851**	5.148	80.83	**1:46.218**	3
22	**93**	50	15	Rudolf ERNST	Titan Mk6	**8**	14:27.299	**1:18.248**	0.397	80.80	**1:45.553**	6
23	**65**	50	16	Damian SAMUEL-CAMPS	Merlyn Mk20	**8**	14:27.692	**1:18.641**	0.393	80.76	**1:45.394**	6
24	**97**	50	17	Alan SCHMIDT	Merlyn Mk20A	**8**	14:31.764	**1:22.713**	4.072	80.38	**1:44.437**	6
25	**40**		8	Peter LAVENDER	Merlyn Mk11A/17	**7**	13:09.606	**1 Lap**	1 Lap	77.65	**1:50.115**	6
					NOT CLASSIFIED							
DNF	**11**	50		Westie MITCHELL	Merlyn Mk20	**8**	13:36.548	**27.497**	0.000	85.82	**1:40.637**	7

FASTEST LAP

8		Samuel HARRISON	Merlyn Mk20	**4**	1:37.493	89.85 mph	144.60 kph
22	50	Tim BRISE	Merlyn Mk20	**7**	1:40.459	87.19 mph	140.33 kph

Car 11 not running at the showing of the red flag.

Red Flag (end of session): 10:46

Race Distance: 8 Laps / 19.46 miles
Brands Hatch GP: 2.4332 miles
Date: 10/07/2022 Start: 10:30 Finish: 10:43

Weather / Track : Sunny / Dry

These results are provisional until the conclusion of any judicial and technical matters.

Clerk Of Course : Julian Floyd	Stewards :	Timekeeper : Nick Palmer

Results can be found at www.tsl-timing.com

Printed - 10:59 Sunday, 10 July 2022

HSCC Historic Formula Ford Championship

RACE 8 - LAP CHART

LAP 1		@ 10:32:15.607	LAP 2		@ 10:33:53.835	LAP 3		@ 10:35:31.394	LAP 4		@ 10:37:08.887	LAP 5		@ 10:38:46.621
NO	BEHIND	LAP TIME	NO	BEHIND	LAP TIME	NO	BEHIND	LAP TIME	NO	BEHIND	LAP TIME	NO	BEHIND	LAP TIME
8		1:42.258	**8**		1:38.228	**8**		1:37.559	**8**		1:37.493	**8**		1:37.734
158	1.587	1:43.845	**158**	2.670	1:39.311	**158**	4.520	1:39.409	**158**	6.309	1:39.282	**158**	8.218	1:39.643
70	3.757	1:46.015	**70**	6.015	1:40.486	**70**	8.563	1:40.107	**70**	11.484	1:40.414	**70**	14.004	1:40.254
15	4.845	1:47.103	**15**	7.704	1:41.087	**15**	10.496	1:40.351	**15**	13.209	1:40.206	**15**	15.302	1:39.827
22	5.012	1:47.270	**22**	7.889	1:41.105	**22**	11.887	1:41.557	**11**	15.920	1:41.013	**36**	19.911	1:41.104
25	5.253	1:47.511	**11**	8.978	1:41.626	**11**	12.400	1:40.981	**22**	16.378	1:41.984	**11**	19.954	1:41.768
11	5.580	1:47.838	**25**	9.157	1:42.132	**25**	13.083	1:41.485	**36**	16.541	1:40.769	**22**	20.607	1:41.963
41	6.470	1:48.728	**41**	9.620	1:41.378	**36**	13.265	1:40.871	**25**	17.202	1:41.612	**25**	20.831	1:41.363
36	7.155	1:49.413	**36**	9.953	1:41.026	**41**	13.857	1:41.796	**41**	17.427	1:41.063	**16**	21.372	1:41.315
16	7.335	1:49.593	**16**	11.405	1:42.298	**16**	14.573	1:40.727	**16**	17.791	1:40.711	**41**	21.878	1:42.185
20	7.829	1:50.087	**20**	12.080	1:42.479	**20**	16.350	1:41.829	**20**	20.931	1:42.074	**20**	25.134	1:41.937
134	8.828	1:51.086	**134**	12.734	1:42.134	**134**	18.934	1:43.759	**69**	22.939	1:41.470	**69**	26.875	1:41.670
69	9.304	1:51.562	**69**	13.531	1:42.455	**69**	18.962	1:42.990	**134**	24.074	1:42.633	**134**	28.803	1:42.463
98	9.625	1:51.883	**98**	14.117	1:42.720	**98**	19.954	1:43.396	**98**	26.295	1:43.834	**98**	33.088	1:44.527
63	10.568	1:52.826	**63**	16.609	1:44.269	**63**	22.802	1:43.752	**63**	29.225	1:43.916	**63**	35.847	1:44.356
27	12.488	1:54.746	**27**	20.635	1:46.375	**27**	28.575	1:45.499	**27**	37.150	1:46.068	**77**	44.890	1:45.291
97	13.207	1:55.465	**97**	20.782	1:45.803	**97**	28.740	1:45.517	**77**	37.333	1:45.841	**27**	46.387	1:46.971
76	13.424	1:55.682	**76**	21.157	1:45.961	**77**	28.985	1:45.208	**76**	38.598	1:46.409	**76**	46.586	1:45.722
77	14.158	1:56.416	**77**	21.336	1:45.406	**76**	29.682	1:46.084	**9**	41.277	1:46.640	**9**	49.644	1:46.101
30	14.914	1:57.172	**30**	23.152	1:46.466	**30**	31.811	1:46.218	**30**	42.177	1:47.859	**147**	50.017	1:45.064
9	15.933	1:58.191	**9**	23.775	1:46.070	**9**	32.130	1:45.914	**147**	42.687	1:46.365	**47**	50.995	1:45.691
47	16.858	1:59.116	**47**	24.532	1:45.902	**47**	32.982	1:46.009	**47**	43.038	1:47.549	**30**	52.383	1:47.940
147	17.673	1:59.931	**147**	25.473	1:46.028	**147**	33.815	1:45.901	**93**	46.338	1:47.910	**93**	55.043	1:46.439
93	18.133	2:00.391	**93**	26.308	1:46.403	**93**	35.921	1:47.172	**65**	46.589	1:47.459	**65**	55.610	1:46.755
65	18.636	2:00.894	**65**	26.714	1:46.306	**65**	36.623	1:47.468	**97**	52.959	2:01.712	**97**	1:01.002	1:45.777
40	20.578	2:02.836	**40**	33.462	1:51.112	**40**	47.106	1:51.203	**40**	1:00.655	1:51.042	**40**	1:13.779	1:50.858

Weather / Track : Sunny / Dry

Brands Hatch GP: 2.4332 miles
Date: 10/07/2022 Start: 10:30 Finish: 10:43

HSCC Historic Formula Ford Championship

RACE 8 - LAP CHART

LAP 6		@ 10:40:24.590
NO	BEHIND	LAP TIME
8		1:37.969
158	10.367	1:40.118
70	16.238	1:40.203
15	16.961	1:39.628
11	23.320	1:41.335
36	23.506	1:41.564
22	23.793	1:41.155
25	24.126	1:41.264
16	24.708	1:41.305
41	24.836	1:40.927
20	28.930	1:41.765
69	29.256	1:40.350
134	32.700	1:41.866
98	39.491	1:44.372
63	41.898	1:44.020
77	50.379	1:43.458
27	53.933	1:45.515
76	54.063	1:45.446
9	57.889	1:46.214
147	58.414	1:46.366
47	58.853	1:45.827
30	1:01.546	1:47.132
93	1:02.627	1:45.553
65	1:03.035	1:45.394
97	1:07.470	1:44.437
40	1:25.925	1:50.115

LAP 7		@ 10:42:03.668
NO	BEHIND	LAP TIME
8		1:39.078
158	11.318	1:40.029
70	17.568	1:40.408
15	17.926	1:40.043
11	24.879	1:40.637
36	24.926	1:40.498
22	25.174	1:40.459
25	25.801	1:40.753
16	26.192	1:40.562
41	26.650	1:40.892
69	32.187	1:42.009
20	32.646	1:42.794
134	36.064	1:42.442
98	44.153	1:43.740
63	46.052	1:43.232
77	55.156	1:43.855
76	1:00.572	1:45.587
27	1:00.699	1:45.844
147	1:04.449	1:45.113
9	1:04.655	1:45.844
47	1:05.573	1:45.798
30	1:09.863	1:47.395
93	1:10.344	1:46.795
65	1:10.627	1:46.670
97	1:15.669	1:47.277

LAP 8		@ 10:43:42.400
NO	BEHIND	LAP TIME
8		1:38.732
40	1 Lap	1:52.440
158	13.380	1:40.794
15	19.649	1:40.455
70	19.793	1:40.957
11	27.497	1:41.350
36	28.201	1:42.007
22	28.624	1:42.182
16	29.443	1:41.983
25	29.673	1:42.604
41	30.255	1:42.337
69	34.638	1:41.183
20	35.404	1:41.490
134	38.711	1:41.379
98	48.440	1:43.019
63	50.612	1:43.292
77	1:00.342	1:43.918
76	1:06.716	1:44.876
27	1:07.189	1:45.222
9	1:11.909	1:45.986
147	1:12.354	1:46.637
47	1:12.703	1:45.862
30	1:17.851	1:46.720
93	1:18.248	1:46.636
65	1:18.641	1:46.746
97	1:22.713	1:45.776

Weather / Track : Sunny / Dry

Brands Hatch GP: 2.4332 miles
Date: 10/07/2022 Start: 10:30 Finish: 10:43

HSCC Historic Formula Ford Championship

RACE 8 - SECTOR ANALYSIS

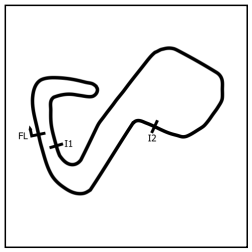

SECTOR 1 = FL to I1, SECTOR 2 = I1 to I2, SECTOR 3 = I2 to FL, DIFF = Difference To Personal Best Lap, P = Crossed Finish Line in Pit Lane, D = Time Disallowed

P1 8 Samuel HARRISON Merlyn Mk20

IDEAL LAP TIME : 1:37.362 BEST LAP TIME : 1:37.493 DIFFERENCE : 0.131

LAP	SECTOR 1		SECTOR 2		SECTOR 3		LAP TIME		MPH	DIFF	TIME OF DAY
1 -		93.0	43.783	93.8	23.723	111.4	1:42.258		85.66	4.765	10:32:15.607
2 -	30.878	93.5	43.532	93.9	23.818	111.8	1:38.228		89.17	0.735	10:33:53.835
3 -	30.727	93.9	***43.274***	94.6	23.558	***112.5***	1:37.559	**(2)**	89.79	0.066	10:35:31.394
4 -	***30.564***	94.7	43.405	94.2	***23.524***	***112.5***	***1:37.493***	**(1)**	***89.85***		***10:37:08.887***
5 -	30.737	93.3	43.404	***95.3***	23.593	***112.5***	1:37.734	**(3)**	89.62	0.241	10:38:46.621
6 -	30.789	92.9	43.473	93.5	23.707	112.4	1:37.969		89.41	0.476	10:40:24.590
7 -	31.708	***94.9***	43.748	93.7	23.622	112.2	1:39.078		88.41	1.585	10:42:03.668
8 -	30.700	***94.9***	43.520	93.9	24.512	108.4	1:38.732		88.72	1.239	10:43:42.400

P2 158 Linton STUTELY Royale RP3

IDEAL LAP TIME : 1:39.180 BEST LAP TIME : 1:39.282 DIFFERENCE : 0.102

LAP	SECTOR 1		SECTOR 2		SECTOR 3		LAP TIME		MPH	DIFF	TIME OF DAY
1 -		***93.9***	44.348	88.6	24.045	111.4	1:43.845		84.35	4.563	10:32:17.194
2 -	31.074	93.2	44.216	88.4	***24.021***	110.7	1:39.311	**(2)**	88.20	0.029	10:33:56.505
3 -	31.039	93.4	44.244	87.4	24.126	***111.6***	1:39.409	**(3)**	88.11	0.127	10:35:35.914
4 -	***31.002***	***93.9***	***44.157***	89.4	24.123	111.1	***1:39.282***	**(1)**	***88.23***		***10:37:15.196***
5 -	31.126	92.8	44.263	***90.0***	24.254	111.1	1:39.643		87.91	0.361	10:38:54.839
6 -	31.341	92.4	44.550	88.8	24.227	110.5	1:40.118		87.49	0.836	10:40:34.957
7 -	31.223	***93.9***	44.567	88.8	24.239	110.5	1:40.029		87.57	0.747	10:42:14.986
8 -	31.215	***93.9***	44.797	82.1	24.782	110.3	1:40.794		86.90	1.512	10:43:55.780

P3 15 Matthew WRIGLEY Merlyn Mk11A/20

IDEAL LAP TIME : 1:39.488 BEST LAP TIME : 1:39.628 DIFFERENCE : 0.140

LAP	SECTOR 1		SECTOR 2		SECTOR 3		LAP TIME		MPH	DIFF	TIME OF DAY
1 -		90.1	45.236	85.1	24.681	111.1	1:47.103		81.78	7.475	10:32:20.452
2 -	31.808	91.9	44.868	86.8	24.411	110.5	1:41.087		86.65	1.459	10:34:01.539
3 -	31.465	92.9	44.683	89.3	24.203	111.6	1:40.351		87.29	0.723	10:35:41.890
4 -	31.497	93.4	44.412	89.0	24.297	111.4	1:40.206		87.41	0.578	10:37:22.096
5 -	31.411	93.0	***44.261***	89.9	24.155	112.0	1:39.827	**(2)**	87.75	0.199	10:39:01.923
6 -	31.368	93.4	44.299	***90.3***	23.961	112.5	***1:39.628***	**(1)**	***87.92***		***10:40:41.551***
7 -	***31.287***	***94.9***	44.816	89.9	***23.940***	***113.9***	1:40.043	**(3)**	87.56	0.415	10:42:21.594
8 -	31.416	94.1	44.805	90.0	24.234	111.2	1:40.455		87.20	0.827	10:44:02.049

P4 70 Daniel STANZL Elden Mk8

IDEAL LAP TIME : 1:39.962 BEST LAP TIME : 1:40.107 DIFFERENCE : 0.145

LAP	SECTOR 1		SECTOR 2		SECTOR 3		LAP TIME		MPH	DIFF	TIME OF DAY
1 -		***91.1***	44.825	90.3	24.477	110.1	1:46.015		82.62	5.908	10:32:19.364
2 -	31.840	88.1	44.624	89.5	24.022	106.3	1:40.486		87.17	0.379	10:33:59.850
3 -	31.603	91.0	44.513	89.4	23.991	110.5	***1:40.107***	**(1)**	***87.50***		***10:35:39.957***
4 -	31.479	90.8	44.619	88.3	24.316	106.6	1:40.414		87.23	0.307	10:37:20.371
5 -	***31.474***	87.7	44.626	89.2	24.154	110.0	1:40.254	**(3)**	87.37	0.147	10:39:00.625
6 -	31.663	89.2	***44.498***	***90.8***	24.042	104.5	1:40.203	**(2)**	87.42	0.096	10:40:40.828
7 -	31.567	89.0	44.851	89.4	***23.990***	106.3	1:40.408		87.24	0.301	10:42:21.236
8 -	31.514	89.8	45.308	84.8	24.135	***111.6***	1:40.957		86.76	0.850	10:44:02.193

P5 36 50 Rob SMITH Merlyn Mk20

IDEAL LAP TIME : 1:40.070 BEST LAP TIME : 1:40.498 DIFFERENCE : 0.428

LAP	SECTOR 1		SECTOR 2		SECTOR 3		LAP TIME		MPH	DIFF	TIME OF DAY
1 -		92.6	46.165	88.0	24.585	112.4	1:49.413		80.06	8.915	10:32:22.762
2 -	31.440	94.1	45.081	86.7	24.505	114.3	1:41.026		86.70	0.528	10:34:03.788
3 -	31.846	92.1	44.737	86.9	24.288	***116.5***	1:40.871	**(3)**	86.84	0.373	10:35:44.659
4 -	***31.346***	94.6	45.172	85.8	24.251	***116.5***	1:40.769	**(2)**	86.92	0.271	10:37:25.428
5 -	31.482	93.3	45.089	85.7	24.533	110.9	1:41.104		86.64	0.606	10:39:06.532
6 -	31.646	92.4	45.589	84.0	24.329	114.5	1:41.564		86.24	1.066	10:40:48.096
7 -	31.702	***95.4***	***44.640***	88.5	24.156	112.4	***1:40.498***	**(1)**	***87.16***		***10:42:28.594***
8 -	31.691	93.9	46.232	***90.0***	***24.084***	112.5	1:42.007		85.87	1.509	10:44:10.601

Weather / Track : Sunny / Dry

Brands Hatch GP: 2.4332 miles
Date: 10/07/2022 Start: 10:30 Finish: 10:43

HSCC Historic Formula Ford Championship

RACE 8 - SECTOR ANALYSIS

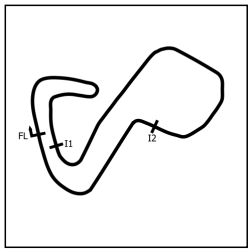

SECTOR 1 = FL to I1, SECTOR 2 = I1 to I2, SECTOR 3 = I2 to FL, DIFF = Difference To Personal Best Lap, P = Crossed Finish Line in Pit Lane, D = Time Disallowed

P6 22 50 Tim BRISE Merlyn Mk20

IDEAL LAP TIME : 1:40.306 BEST LAP TIME : 1:40.459 DIFFERENCE : 0.153

LAP	SECTOR 1		SECTOR 2		SECTOR 3		LAP TIME		MPH	DIFF	TIME OF DAY
1 -		90.0	45.257	85.4	24.709	113.9	1:47.270		81.66	6.811	10:32:20.619
2 -	31.813	94.6	44.859	84.4	24.433	113.9	1:41.105	(2)	86.64	0.646	10:34:01.724
3 -	32.167	93.2	45.012	86.1	24.378	112.7	1:41.557		86.25	1.098	10:35:43.281
4 -	***31.566***	93.5	46.053	86.7	24.365	114.3	1:41.984		85.89	1.525	10:37:25.265
5 -	31.784	95.0	45.111	86.2	25.068	113.7	1:41.963		85.91	1.504	10:39:07.228
6 -	31.619	94.2	45.075	83.7	24.461	114.5	1:41.155	(3)	86.59	0.696	10:40:48.383
7 -	31.594	***97.1***	***44.612***	88.7	24.253	***114.7***	***1:40.459***	(1)	***87.19***		***10:42:28.842***
8 -	32.016	96.5	46.038	***89.1***	***24.128***	114.3	1:42.182		85.72	1.723	10:44:11.024

P7 16 Simon TOYNE Lola T200

IDEAL LAP TIME : 1:40.324 BEST LAP TIME : 1:40.562 DIFFERENCE : 0.238

LAP	SECTOR 1		SECTOR 2		SECTOR 3		LAP TIME		MPH	DIFF	TIME OF DAY
1 -		91.0	45.992	85.9	25.043	108.5	1:49.593		79.93	9.031	10:32:22.942
2 -	32.049	92.1	45.631	86.8	24.618	110.1	1:42.298		85.63	1.736	10:34:05.240
3 -	31.459	93.3	***44.879***	***88.6***	24.389	112.5	1:40.727	(3)	86.96	0.165	10:35:45.967
4 -	***31.177***	95.1	45.266	87.6	***24.268***	***113.3***	1:40.711	(2)	86.97	0.149	10:37:26.678
5 -	31.646	93.4	45.332	87.3	24.337	112.7	1:41.315		86.46	0.753	10:39:07.993
6 -	31.406	94.1	45.127	82.0	24.772	111.6	1:41.305		86.46	0.743	10:40:49.298
7 -	31.324	***95.5***	44.921	86.0	24.317	112.4	***1:40.562***	(1)	***87.10***		***10:42:29.860***
8 -	31.492	95.1	45.981	86.3	24.510	112.9	1:41.983		85.89	1.421	10:44:11.843

P8 25 50 Chris PORRITT Merlyn Mk20A

IDEAL LAP TIME : 1:40.525 BEST LAP TIME : 1:40.753 DIFFERENCE : 0.228

LAP	SECTOR 1		SECTOR 2		SECTOR 3		LAP TIME		MPH	DIFF	TIME OF DAY
1 -		90.5	45.740	86.0	24.312	115.7	1:47.511		81.47	6.758	10:32:20.860
2 -	32.136	94.5	45.722	86.8	24.274	115.3	1:42.132		85.76	1.379	10:34:02.992
3 -	31.743	94.6	45.409	82.6	24.333	114.1	1:41.485		86.31	0.732	10:35:44.477
4 -	31.794	94.5	45.455	87.2	24.363	112.5	1:41.612		86.20	0.859	10:37:26.089
5 -	***31.375***	94.5	45.401	85.2	24.587	***115.9***	1:41.363	(3)	86.42	0.610	10:39:07.452
6 -	31.580	92.9	45.300	81.7	24.384	114.3	1:41.264	(2)	86.50	0.511	10:40:48.716
7 -	31.603	***95.7***	***44.989***	***87.6***	***24.161***	114.3	***1:40.753***	(1)	***86.94***		***10:42:29.469***
8 -	32.415	94.6	45.729	74.9	24.460	114.5	1:42.604		85.37	1.851	10:44:12.073

P9 41 50 Paul UNSWORTH Lola T200

IDEAL LAP TIME : 1:40.638 BEST LAP TIME : 1:40.892 DIFFERENCE : 0.254

LAP	SECTOR 1		SECTOR 2		SECTOR 3		LAP TIME		MPH	DIFF	TIME OF DAY
1 -		89.9	46.239	85.1	24.630	111.2	1:48.728		80.56	7.836	10:32:22.077
2 -	31.823	92.4	45.181	84.7	24.374	112.2	1:41.378		86.40	0.486	10:34:03.455
3 -	32.062	91.4	45.407	***87.2***	24.327	113.7	1:41.796		86.05	0.904	10:35:45.251
4 -	31.658	***92.5***	45.089	84.7	24.316	113.9	1:41.063	(3)	86.67	0.171	10:37:26.314
5 -	31.801	92.1	46.009	86.3	24.375	113.1	1:42.185		85.72	1.293	10:39:08.499
6 -	***31.657***	92.0	44.842	84.8	24.428	***114.9***	1:40.927	(2)	86.79	0.035	10:40:49.426
7 -	31.911	92.0	***44.721***	85.0	***24.260***	113.3	***1:40.892***	(1)	***86.82***		***10:42:30.318***
8 -	32.518	92.1	45.098	78.5	24.721	112.7	1:42.337		85.59	1.445	10:44:12.655

P10 69 Oliver CHAPMAN Lola T200

IDEAL LAP TIME : 1:40.301 BEST LAP TIME : 1:40.350 DIFFERENCE : 0.049

LAP	SECTOR 1		SECTOR 2		SECTOR 3		LAP TIME		MPH	DIFF	TIME OF DAY
1 -		90.5	47.419	78.3	24.668	111.2	1:51.562		78.51	11.212	10:32:24.911
2 -	31.747	92.1	45.925	83.3	24.783	110.7	1:42.455		85.49	2.105	10:34:07.366
3 -	31.596	***94.1***	46.857	85.2	24.537	111.6	1:42.990		85.05	2.640	10:35:50.356
4 -	31.495	92.9	45.375	83.3	24.600	110.1	1:41.470	(3)	86.32	1.120	10:37:31.826
5 -	31.786	90.3	45.384	84.2	24.500	110.5	1:41.670		86.15	1.320	10:39:13.496
6 -	31.527	92.3	***44.715***	***87.2***	***24.108***	***113.3***	***1:40.350***	(1)	***87.29***		***10:40:53.846***
7 -	31.822	91.8	45.400	84.2	24.787	109.8	1:42.009		85.87	1.659	10:42:35.855
8 -	***31.478***	91.4	45.118	83.7	24.587	109.6	1:41.183	(2)	86.57	0.833	10:44:17.038

Weather / Track : Sunny / Dry

Brands Hatch GP: 2.4332 miles
Date: 10/07/2022 Start: 10:30 Finish: 10:43

HSCC Historic Formula Ford Championship

RACE 8 - SECTOR ANALYSIS

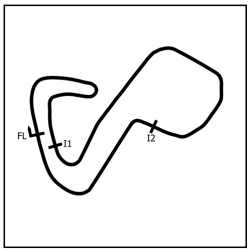

SECTOR 1 = FL to I1, SECTOR 2 = I1 to I2, SECTOR 3 = I2 to FL, DIFF = Difference To Personal Best Lap, P = Crossed Finish Line in Pit Lane, D = Time Disallowed

P11 20 50 Kevin STANZL — Crossle 16F

IDEAL LAP TIME : 1:41.319 BEST LAP TIME : 1:41.490 DIFFERENCE : 0.171

LAP	SECTOR 1		SECTOR 2		SECTOR 3		LAP TIME		MPH	DIFF	TIME OF DAY
1 -		90.5	46.388	87.3	24.612	111.6	1:50.087		79.57	8.597	10:32:23.436
2 -	32.217	92.0	45.576	87.7	24.686	110.7	1:42.479		85.47	0.989	10:34:05.915
3 -	***31.734***	91.8	45.654	88.3	24.441	110.7	1:41.829	**(3)**	86.02	0.339	10:35:47.744
4 -	31.793	92.3	45.635	83.6	24.646	110.5	1:42.074		85.81	0.584	10:37:29.818
5 -	32.038	91.0	45.452	86.5	24.447	110.5	1:41.937		85.93	0.447	10:39:11.755
6 -	31.828	91.4	45.553	87.8	24.384	109.8	1:41.765	**(2)**	86.07	0.275	10:40:53.520
7 -	32.470	91.3	45.948	86.9	24.376	***112.2***	1:42.794		85.21	1.304	10:42:36.314
8 -	31.905	***92.9***	***45.350***	***89.3***	***24.235***	111.8	***1:41.490***	**(1)**	***86.31***		***10:44:17.804***

P12 134 Scott RAWLINSON — Merlyn Mk11A

IDEAL LAP TIME : 1:41.357 BEST LAP TIME : 1:41.379 DIFFERENCE : 0.022

LAP	SECTOR 1		SECTOR 2		SECTOR 3		LAP TIME		MPH	DIFF	TIME OF DAY
1 -		91.3	47.092	82.9	24.651	***111.8***	1:51.086		78.85	9.707	10:32:24.435
2 -	31.667	93.7	***45.400***	***87.0***	25.067	111.1	1:42.134	**(3)**	85.76	0.755	10:34:06.569
3 -	32.042	93.7	46.910	85.9	24.807	110.9	1:43.759		84.42	2.380	10:35:50.328
4 -	32.173	***94.1***	45.675	82.9	24.785	111.2	1:42.633		85.35	1.254	10:37:32.961
5 -	31.648	92.3	45.955	84.7	24.860	110.7	1:42.463		85.49	1.084	10:39:15.424
6 -	31.574	92.6	45.456	85.9	24.836	109.2	1:41.866	**(2)**	85.99	0.487	10:40:57.290
7 -	31.732	93.3	45.589	86.9	25.121	109.2	1:42.442		85.51	1.063	10:42:39.732
8 -	***31.370***	93.7	45.422	85.3	***24.587***	110.7	***1:41.379***	**(1)**	***86.40***		***10:44:21.111***

P13 98 50 Chris STUART — Merlyn Mk11A

IDEAL LAP TIME : 1:42.244 BEST LAP TIME : 1:42.720 DIFFERENCE : 0.476

LAP	SECTOR 1		SECTOR 2		SECTOR 3		LAP TIME		MPH	DIFF	TIME OF DAY
1 -		89.5	47.162	83.7	24.701	***113.9***	1:51.883		78.29	9.163	10:32:25.232
2 -	32.375	91.8	***45.730***	85.2	***24.615***	112.5	***1:42.720***	**(1)**	***85.27***		***10:34:07.952***
3 -	***31.899***	***93.5***	46.650	80.3	24.847	111.8	1:43.396	**(3)**	84.72	0.676	10:35:51.348
4 -	32.450	92.9	46.247	78.3	25.137	110.9	1:43.834		84.36	1.114	10:37:35.182
5 -	32.370	91.5	46.168	***86.8***	25.989	109.6	1:44.527		83.80	1.807	10:39:19.709
6 -	32.440	90.9	46.555	83.4	25.377	109.8	1:44.372		83.92	1.652	10:41:04.081
7 -	32.484	92.9	46.206	84.7	25.050	109.4	1:43.740		84.44	1.020	10:42:47.821
8 -	32.288	92.6	45.888	85.2	24.843	110.0	1:43.019	**(2)**	85.03	0.299	10:44:30.840

P14 63 50 Matthew STURMER — Macon MR8

IDEAL LAP TIME : 1:43.071 BEST LAP TIME : 1:43.232 DIFFERENCE : 0.161

LAP	SECTOR 1		SECTOR 2		SECTOR 3		LAP TIME		MPH	DIFF	TIME OF DAY
1 -		89.9	47.208	***85.8***	25.264	***110.0***	1:52.826		77.64	9.594	10:32:26.175
2 -	32.817	89.5	46.422	84.8	25.030	108.9	1:44.269		84.01	1.037	10:34:10.444
3 -	32.259	90.5	46.617	82.2	24.876	109.8	1:43.752	**(3)**	84.43	0.520	10:35:54.196
4 -	32.292	89.7	***46.252***	82.6	25.372	108.9	1:43.916		84.29	0.684	10:37:38.112
5 -	32.524	89.1	46.711	83.5	25.121	108.4	1:44.356		83.94	1.124	10:39:22.468
6 -	32.309	89.8	46.660	81.9	25.051	109.2	1:44.020		84.21	0.788	10:41:06.488
7 -	32.116	90.8	46.281	80.1	***24.835***	108.9	***1:43.232***	**(1)**	***84.85***		***10:42:49.720***
8 -	***31.984***	***91.8***	46.453	82.2	24.855	109.4	1:43.292	**(2)**	84.80	0.060	10:44:33.012

P15 77 50 Chris SHARPLES — Palliser WDF1

IDEAL LAP TIME : 1:43.320 BEST LAP TIME : 1:43.458 DIFFERENCE : 0.138

LAP	SECTOR 1		SECTOR 2		SECTOR 3		LAP TIME		MPH	DIFF	TIME OF DAY
1 -		87.2	47.478	82.6	25.905	110.7	1:56.416		75.24	12.958	10:32:29.765
2 -	32.371	90.3	47.930	76.6	25.105	***113.7***	1:45.406		83.10	1.948	10:34:15.171
3 -	32.817	92.3	47.635	79.2	24.756	***113.7***	1:45.208		83.26	1.750	10:36:00.379
4 -	33.665	***92.6***	47.165	82.7	25.011	112.0	1:45.841		82.76	2.383	10:37:46.220
5 -	33.323	87.3	47.086	83.6	24.882	108.7	1:45.291		83.19	1.833	10:39:31.511
6 -	***32.276***	90.0	46.509	80.1	***24.673***	108.9	***1:43.458***	**(1)**	***84.67***		***10:41:14.969***
7 -	32.604	91.5	***46.371***	***85.2***	24.880	108.7	1:43.855	**(2)**	84.34	0.397	10:42:58.824
8 -	32.293	91.8	46.608	78.8	25.017	108.5	1:43.918	**(3)**	84.29	0.460	10:44:42.742

HSCC Historic Formula Ford Championship

RACE 8 - SECTOR ANALYSIS

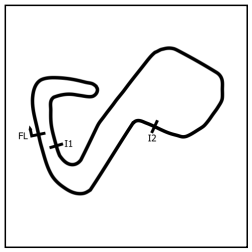

SECTOR 1 = FL to I1, SECTOR 2 = I1 to I2, SECTOR 3 = I2 to FL, DIFF = Difference To Personal Best Lap, P = Crossed Finish Line in Pit Lane, D = Time Disallowed

P16 76 50 Mark CARTER Merlyn Mk20

IDEAL LAP TIME : 1:44.538 BEST LAP TIME : 1:44.876 DIFFERENCE : 0.338

LAP	SECTOR 1		SECTOR 2		SECTOR 3		LAP TIME		MPH	DIFF	TIME OF DAY
1 -		88.4	48.181	76.0	25.305	111.8	1:55.682		75.72	10.806	10:32:29.031
2 -	32.787	88.6	48.051	77.2	25.123	111.2	1:45.961		82.67	1.085	10:34:14.992
3 -	33.451	***92.8***	47.553	***80.8***	25.080	111.4	1:46.084		82.57	1.208	10:36:01.076
4 -	32.692	89.1	48.018	77.9	25.699	109.6	1:46.409		82.32	1.533	10:37:47.485
5 -	***32.458***	87.3	48.094	77.8	25.170	***112.0***	1:45.722		82.85	0.846	10:39:33.207
6 -	33.066	85.8	***47.062***	77.4	25.318	110.0	1:45.446	**(2)**	83.07	0.570	10:41:18.653
7 -	33.026	91.8	47.336	76.2	25.225	108.7	1:45.587	**(3)**	82.96	0.711	10:43:04.240
8 -	32.706	90.6	47.152	78.6	***25.018***	108.4	***1:44.876***	**(1)**	***83.52***		***10:44:49.116***

P17 27 50 Dick DIXON Lotus 61

IDEAL LAP TIME : 1:44.712 BEST LAP TIME : 1:45.222 DIFFERENCE : 0.510

LAP	SECTOR 1		SECTOR 2		SECTOR 3		LAP TIME		MPH	DIFF	TIME OF DAY
1 -		86.7	47.973	78.2	25.390	109.2	1:54.746		76.34	9.524	10:32:28.095
2 -	33.345	88.8	47.484	78.8	25.546	108.9	1:46.375		82.34	1.153	10:34:14.470
3 -	32.964	90.0	47.139	80.3	25.396	109.1	1:45.499	**(2)**	83.03	0.277	10:35:59.969
4 -	33.022	85.9	47.559	***81.0***	25.487	108.4	1:46.068		82.58	0.846	10:37:46.037
5 -	33.611	87.0	48.025	79.9	25.335	109.6	1:46.971		81.88	1.749	10:39:33.008
6 -	33.069	89.0	***46.822***	77.6	25.624	108.5	1:45.515	**(3)**	83.01	0.293	10:41:18.523
7 -	***32.848***	***92.0***	47.954	76.6	***25.042***	***111.6***	1:45.844		82.76	0.622	10:43:04.367
8 -	33.021	91.8	47.120	80.0	25.081	109.8	***1:45.222***	**(1)**	***83.25***		***10:44:49.589***

P18 9 50 Kevin WILLIAMS Merlyn Mk20A

IDEAL LAP TIME : 1:44.707 BEST LAP TIME : 1:45.844 DIFFERENCE : 1.137

LAP	SECTOR 1		SECTOR 2		SECTOR 3		LAP TIME		MPH	DIFF	TIME OF DAY
1 -		89.1	49.084	79.3	25.287	110.9	1:58.191		74.11	12.347	10:32:31.540
2 -	33.374	89.5	47.588	82.2	25.108	112.2	1:46.070		82.58	0.226	10:34:17.610
3 -	33.001	***93.4***	48.015	82.5	24.898	***114.3***	1:45.914	**(2)**	82.70	0.070	10:36:03.524
4 -	33.287	87.4	48.029	77.9	25.324	110.5	1:46.640		82.14	0.796	10:37:50.164
5 -	33.146	89.8	47.641	77.7	25.314	110.3	1:46.101		82.56	0.257	10:39:36.265
6 -	33.061	86.2	48.178	78.0	24.975	110.3	1:46.214		82.47	0.370	10:41:22.479
7 -	33.926	92.5	***47.138***	***83.7***	***24.780***	113.9	***1:45.844***	**(1)**	***82.76***		***10:43:08.323***
8 -	***32.789***	92.3	48.092	81.9	25.105	110.3	1:45.986	**(3)**	82.65	0.142	10:44:54.309

P19 147 50 Louis HANJOUL Elden Mk8/10

IDEAL LAP TIME : 1:44.310 BEST LAP TIME : 1:45.064 DIFFERENCE : 0.754

LAP	SECTOR 1		SECTOR 2		SECTOR 3		LAP TIME		MPH	DIFF	TIME OF DAY
1 -		87.2	49.346	75.1	26.099	107.5	1:59.931		73.04	14.867	10:32:33.280
2 -	33.244	88.5	47.410	84.4	25.374	108.7	1:46.028		82.61	0.964	10:34:19.308
3 -	32.787	88.4	47.572	79.7	25.542	108.7	1:45.901	**(3)**	82.71	0.837	10:36:05.209
4 -	33.024	89.1	47.943	81.5	25.398	108.7	1:46.365		82.35	1.301	10:37:51.574
5 -	32.862	88.7	46.867	80.4	25.335	109.2	***1:45.064***	**(1)**	***83.37***		***10:39:36.638***
6 -	33.068	87.7	48.032	78.3	***25.266***	108.5	1:46.366		82.35	1.302	10:41:23.004
7 -	32.945	89.2	***46.847***	***86.8***	25.321	107.5	1:45.113	**(2)**	83.33	0.049	10:43:08.117
8 -	***32.197***	***90.6***	49.049	82.0	25.391	***109.8***	1:46.637		82.14	1.573	10:44:54.754

P20 47 50 Ian FERNIHOUGH Titan Mk6

IDEAL LAP TIME : 1:44.575 BEST LAP TIME : 1:45.691 DIFFERENCE : 1.116

LAP	SECTOR 1		SECTOR 2		SECTOR 3		LAP TIME		MPH	DIFF	TIME OF DAY
1 -		84.2	49.731	79.8	25.699	107.7	1:59.116		73.54	13.425	10:32:32.465
2 -	32.947	91.4	47.664	83.5	25.291	108.7	1:45.902		82.71	0.211	10:34:18.367
3 -	32.834	91.0	47.834	82.4	25.341	110.1	1:46.009		82.63	0.318	10:36:04.376
4 -	33.289	88.8	48.838	81.3	25.422	***110.5***	1:47.549		81.44	1.858	10:37:51.925
5 -	33.547	89.4	***46.949***	***85.5***	25.195	108.9	***1:45.691***	**(1)**	***82.88***		***10:39:37.616***
6 -	***32.520***	89.7	48.166	79.4	25.141	109.4	1:45.827	**(3)**	82.77	0.136	10:41:23.443
7 -	33.371	***91.8***	47.321	83.7	***25.106***	108.7	1:45.798	**(2)**	82.79	0.107	10:43:09.241
8 -	32.783	90.6	47.871	80.6	25.208	110.1	1:45.862		82.74	0.171	10:44:55.103

HSCC Historic Formula Ford Championship

RACE 8 - SECTOR ANALYSIS

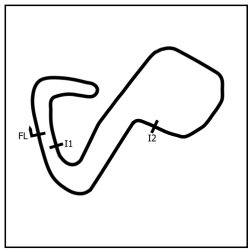

SECTOR 1 = FL to I1, SECTOR 2 = I1 to I2, SECTOR 3 = I2 to FL, DIFF = Difference To Personal Best Lap, P = Crossed Finish Line in Pit Lane, D = Time Disallowed

P21 30 50 David SQUIRE Hawke DL2

IDEAL LAP TIME : 1:45.964 BEST LAP TIME : 1:46.218 DIFFERENCE : 0.254

LAP	SECTOR 1		SECTOR 2		SECTOR 3		LAP TIME	MPH	DIFF	TIME OF DAY
1 -		89.2	48.859	83.0	25.836	***110.0***	1:57.172	74.76	10.954	10:32:30.521
2 -	33.546	90.8	***47.485***	84.5	25.435	109.1	1:46.466 **(2)**	82.27	0.248	10:34:16.987
3 -	***33.179***	***91.6***	47.739	***86.1***	***25.300***	109.8	***1:46.218*** **(1)**	***82.47***		***10:36:03.205***
4 -	34.224	90.8	47.783	79.0	25.852	109.4	1:47.859	81.21	1.641	10:37:51.064
5 -	34.269	89.0	48.027	85.4	25.644	108.7	1:47.940	81.15	1.722	10:39:39.004
6 -	33.526	90.6	47.965	84.2	25.641	108.2	1:47.132	81.76	0.914	10:41:26.136
7 -	34.361	91.3	47.582	84.2	25.452	108.0	1:47.395	81.56	1.177	10:43:13.531
8 -	33.195	90.4	47.939	84.7	25.586	108.5	1:46.720 **(3)**	82.08	0.502	10:45:00.251

P22 93 50 Rudolf ERNST Titan Mk6

IDEAL LAP TIME : 1:45.500 BEST LAP TIME : 1:45.553 DIFFERENCE : 0.053

LAP	SECTOR 1		SECTOR 2		SECTOR 3		LAP TIME	MPH	DIFF	TIME OF DAY
1 -		78.7	49.463	66.3	25.869	***111.8***	2:00.391	72.76	14.838	10:32:33.740
2 -	33.228	89.4	47.579	82.4	25.596	110.1	1:46.403 **(2)**	82.32	0.850	10:34:20.143
3 -	33.439	89.9	47.215	***83.9***	26.518	109.4	1:47.172	81.73	1.619	10:36:07.315
4 -	33.892	89.1	48.243	82.4	25.775	109.6	1:47.910	81.17	2.357	10:37:55.225
5 -	33.309	88.8	47.495	82.0	25.635	109.4	1:46.439 **(3)**	82.29	0.886	10:39:41.664
6 -	***33.082***	89.7	***47.061***	82.2	25.410	109.6	***1:45.553*** **(1)**	***82.98***		***10:41:27.217***
7 -	33.829	***92.3***	47.609	76.7	***25.357***	108.5	1:46.795	82.02	1.242	10:43:14.012
8 -	33.180	91.0	48.058	77.6	25.398	110.3	1:46.636	82.14	1.083	10:45:00.648

P23 65 50 Damian SAMUEL-CAMPS Merlyn Mk20

IDEAL LAP TIME : 1:45.374 BEST LAP TIME : 1:45.394 DIFFERENCE : 0.020

LAP	SECTOR 1		SECTOR 2		SECTOR 3		LAP TIME	MPH	DIFF	TIME OF DAY
1 -		80.5	49.423	68.6	25.962	110.5	2:00.894	72.45	15.500	10:32:34.243
2 -	33.353	91.4	47.601	80.1	25.352	112.0	1:46.306 **(2)**	82.40	0.912	10:34:20.549
3 -	33.896	90.3	48.011	80.2	25.561	111.1	1:47.468	81.51	2.074	10:36:08.017
4 -	34.159	91.0	48.028	81.9	***25.272***	***112.5***	1:47.459	81.51	2.065	10:37:55.476
5 -	33.709	***91.9***	47.652	***83.7***	25.394	110.5	1:46.755	82.05	1.361	10:39:42.231
6 -	***33.112***	90.9	***46.990***	82.2	25.292	111.1	***1:45.394*** **(1)**	***83.11***		***10:41:27.625***
7 -	33.706	89.1	47.559	76.6	25.405	112.2	1:46.670 **(3)**	82.12	1.276	10:43:14.295
8 -	33.250	91.5	48.134	76.5	25.362	111.2	1:46.746	82.06	1.352	10:45:01.041

P24 97 50 Alan SCHMIDT Merlyn Mk20A

IDEAL LAP TIME : 1:43.935 BEST LAP TIME : 1:44.437 DIFFERENCE : 0.502

LAP	SECTOR 1		SECTOR 2		SECTOR 3		LAP TIME	MPH	DIFF	TIME OF DAY
1 -		86.4	47.917	76.7	25.773	107.7	1:55.465	75.86	11.028	10:32:28.814
2 -	32.779	89.1	47.923	78.7	25.101	***111.4***	1:45.803	82.79	1.366	10:34:14.617
3 -	33.196	***91.4***	47.472	82.1	***24.849***	111.2	1:45.517 **(2)**	83.01	1.080	10:36:00.134
4 -	48.137	88.7	47.831	***85.1***	25.744	106.8	2:01.712	71.97	17.275	10:38:01.846
5 -	32.969	88.8	47.348	82.0	25.460	107.0	1:45.777	82.81	1.340	10:39:47.623
6 -	***32.215***	90.5	***46.871***	82.8	25.351	106.5	***1:44.437*** **(1)**	***83.87***		***10:41:32.060***
7 -	32.840	90.3	47.774	79.1	26.663	107.0	1:47.277	81.65	2.840	10:43:19.337
8 -	32.391	89.0	47.771	78.2	25.614	107.5	1:45.776 **(3)**	82.81	1.339	10:45:05.113

P25 40 Peter LAVENDER Merlyn Mk11A/17

IDEAL LAP TIME : 1:50.082 BEST LAP TIME : 1:50.115 DIFFERENCE : 0.033

LAP	SECTOR 1		SECTOR 2		SECTOR 3		LAP TIME	MPH	DIFF	TIME OF DAY
1 -		78.4	50.379	77.4	26.561	108.0	2:02.836	71.31	12.721	10:32:36.185
2 -	34.679	88.1	49.980	78.3	26.453	107.3	1:51.112	78.83	0.997	10:34:27.297
3 -	34.633	88.5	50.170	75.1	26.400	107.3	1:51.203	78.77	1.088	10:36:18.500
4 -	34.842	87.3	49.696	77.0	26.504	***108.2***	1:51.042 **(3)**	78.88	0.927	10:38:09.542
5 -	34.973	88.3	49.576	78.0	26.309	107.2	1:50.858 **(2)**	79.01	0.743	10:40:00.400
6 -	34.370	88.1	***49.543***	76.5	***26.202***	107.3	***1:50.115*** **(1)**	***79.55***		***10:41:50.515***
7 -	***34.337***	***90.3***	49.572	***81.1***	28.531	102.9	1:52.440	77.90	2.325	10:43:42.955

Weather / Track : Sunny / Dry

Brands Hatch GP: 2.4332 miles
Date: 10/07/2022 Start: 10:30 Finish: 10:43

HSCC Historic Formula Ford Championship

RACE 8 - SECTOR ANALYSIS

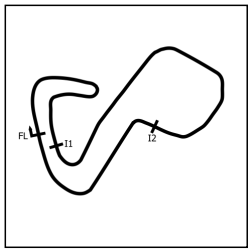

SECTOR 1 = FL to I1, SECTOR 2 = I1 to I2, SECTOR 3 = I2 to FL, DIFF = Difference To Personal Best Lap, P = Crossed Finish Line in Pit Lane, D = Time Disallowed

P26 11 50 Westie MITCHELL Merlyn Mk20

IDEAL LAP TIME : 1:40.213 BEST LAP TIME : 1:40.637 DIFFERENCE : 0.424

LAP	SECTOR 1		SECTOR 2		SECTOR 3		LAP TIME		MPH	DIFF	TIME OF DAY
1 -		93.3	45.661	81.3	***24.216***	***114.9***	1:47.838		81.23	7.201	10:32:21.187
2 -	31.911	95.0	45.281	***87.3***	24.434	111.6	1:41.626		86.19	0.989	10:34:02.813
3 -	31.658	93.7	45.103	83.9	24.220	114.1	1:40.981	**(2)**	86.74	0.344	10:35:43.794
4 -	***31.264***	***95.1***	45.315	86.0	24.434	112.4	1:41.013	**(3)**	86.71	0.376	10:37:24.807
5 -	31.841	92.0	45.475	80.4	24.452	113.7	1:41.768		86.07	1.131	10:39:06.575
6 -	31.992	92.8	44.986	85.4	24.357	111.1	1:41.335		86.44	0.698	10:40:47.910
7 -	31.521	93.4	***44.733***	***87.3***	24.383	111.1	***1:40.637***	**(1)**	***87.04***		***10:42:28.547***
8 -	32.195	94.5	44.777	86.7	24.378	111.2	1:41.350		86.43	0.713	10:44:09.897

Weather / Track : Sunny / Dry

Brands Hatch GP: 2.4332 miles
Date: 10/07/2022 Start: 10:30 Finish: 10:43

HSCC Historic Formula Ford Championship

RACE 8 - BEST SECTORS

SECTOR 1				SECTOR 2				SECTOR 3			
POS	NO	NAME	TIME	NO	NAME	TIME	NO	NAME	TIME
1	8	HARRISON	30.564	8	HARRISON	43.274	8	HARRISON	23.524
2	158	STUTELY	31.002	158	STUTELY	44.157	15	WRIGLEY	23.940
3	16	TOYNE	31.177	15	WRIGLEY	44.261	70	STANZL	23.990
4	11	MITCHELL	31.264	70	STANZL	44.498	158	STUTELY	24.021
5	15	WRIGLEY	31.287	22	BRISE	44.612	36	SMITH	24.084
6	36	SMITH	31.346	36	SMITH	44.640	69	CHAPMAN	24.108
7	134	RAWLINSON	31.370	69	CHAPMAN	44.715	22	BRISE	24.128
8	25	PORRITT	31.375	41	UNSWORTH	44.721	25	PORRITT	24.161
9	70	STANZL	31.474	11	MITCHELL	44.733	11	MITCHELL	24.216
10	69	CHAPMAN	31.478	16	TOYNE	44.879	20	STANZL	24.235
11	22	BRISE	31.566	25	PORRITT	44.989	41	UNSWORTH	24.260
12	41	UNSWORTH	31.657	20	STANZL	45.350	16	TOYNE	24.268
13	20	STANZL	31.734	134	RAWLINSON	45.400	134	RAWLINSON	24.587
14	98	STUART	31.899	98	STUART	45.730	98	STUART	24.615
15	63	STURMER	31.984	63	STURMER	46.252	77	SHARPLES	24.673
16	147	HANJOUL	32.197	77	SHARPLES	46.371	9	WILLIAMS	24.780
17	97	SCHMIDT	32.215	27	DIXON	46.822	63	STURMER	24.835
18	77	SHARPLES	32.276	147	HANJOUL	46.847	97	SCHMIDT	24.849
19	76	CARTER	32.458	97	SCHMIDT	46.871	76	CARTER	25.018
20	47	FERNIHOUGH	32.520	47	FERNIHOUGH	46.949	27	DIXON	25.042
21	9	WILLIAMS	32.789	65	SAMUEL-CAMPS	46.990	47	FERNIHOUGH	25.106
22	27	DIXON	32.848	93	ERNST	47.061	147	HANJOUL	25.266
23	93	ERNST	33.082	76	CARTER	47.062	65	SAMUEL-CAMPS	25.272
24	65	SAMUEL-CAMPS	33.112	9	WILLIAMS	47.138	30	SQUIRE	25.300
25	30	SQUIRE	33.179	30	SQUIRE	47.485	93	ERNST	25.357
26	40	LAVENDER	34.337	40	LAVENDER	49.543	40	LAVENDER	26.202

IDEAL / BEST COMPARISON					
POS	NO	NAME	IDEAL	BEST	DIFF
		PERFECT LAP	1:37.362		
1	8	HARRISON	1:37.362	1:37.493	0.131
2	158	STUTELY	1:39.180	1:39.282	0.102
3	15	WRIGLEY	1:39.488	1:39.628	0.140
4	70	STANZL	1:39.962	1:40.107	0.145
5	36	SMITH	1:40.070	1:40.498	0.428
6	11	MITCHELL	1:40.213	1:40.637	0.424
7	69	CHAPMAN	1:40.301	1:40.350	0.049
8	22	BRISE	1:40.306	1:40.459	0.153
9	16	TOYNE	1:40.324	1:40.562	0.238
10	25	PORRITT	1:40.525	1:40.753	0.228
11	41	UNSWORTH	1:40.638	1:40.892	0.254
12	20	STANZL	1:41.319	1:41.490	0.171
13	134	RAWLINSON	1:41.357	1:41.379	0.022
14	98	STUART	1:42.244	1:42.720	0.476
15	63	STURMER	1:43.071	1:43.232	0.161
16	77	SHARPLES	1:43.320	1:43.458	0.138
17	97	SCHMIDT	1:43.935	1:44.437	0.502
18	147	HANJOUL	1:44.310	1:45.064	0.754
19	76	CARTER	1:44.538	1:44.876	0.338
20	47	FERNIHOUGH	1:44.575	1:45.691	1.116
21	9	WILLIAMS	1:44.707	1:45.844	1.137
22	27	DIXON	1:44.712	1:45.222	0.510
23	65	SAMUEL-CAMPS	1:45.374	1:45.394	0.020
24	93	ERNST	1:45.500	1:45.553	0.053
25	30	SQUIRE	1:45.964	1:46.218	0.254
26	40	LAVENDER	1:50.082	1:50.115	0.033

Weather / Track : Sunny / Dry

Brands Hatch GP: 2.4332 miles
Date: 10/07/2022 Start: 10:30 Finish: 10:43

Results can be found at www.tsl-timing.com

Printed - 11:02 Sunday, 10 July 2022

HSCC Historic Formula Ford Championship

RACE 8 - BEST SPEEDS

	INTERMEDIATE 1			INTERMEDIATE 2			FINISH LINE		
POS	NO	NAME	MPH	NO	NAME	MPH	NO	NAME	MPH
1	22	BRISE	97.1	8	HARRISON	95.3	36	SMITH	116.5
2	25	PORRITT	95.7	70	STANZL	90.8	25	PORRITT	115.9
3	16	TOYNE	95.5	15	WRIGLEY	90.3	41	UNSWORTH	114.9
4	36	SMITH	95.4	158	STUTELY	90.0	11	MITCHELL	114.9
5	11	MITCHELL	95.1	36	SMITH	90.0	22	BRISE	114.7
6	8	HARRISON	94.9	20	STANZL	89.3	9	WILLIAMS	114.3
7	15	WRIGLEY	94.9	22	BRISE	89.1	15	WRIGLEY	113.9
8	69	CHAPMAN	94.1	16	TOYNE	88.6	98	STUART	113.9
9	134	RAWLINSON	94.1	25	PORRITT	87.6	77	SHARPLES	113.7
10	158	STUTELY	93.9	11	MITCHELL	87.3	16	TOYNE	113.3
11	98	STUART	93.5	41	UNSWORTH	87.2	69	CHAPMAN	113.3
12	9	WILLIAMS	93.4	69	CHAPMAN	87.2	8	HARRISON	112.5
13	20	STANZL	92.9	134	RAWLINSON	87.0	65	SAMUEL-CAMPS	112.5
14	76	CARTER	92.8	98	STUART	86.8	20	STANZL	112.2
15	77	SHARPLES	92.6	147	HANJOUL	86.8	76	CARTER	112.0
16	41	UNSWORTH	92.5	30	SQUIRE	86.1	134	RAWLINSON	111.8
17	93	ERNST	92.3	63	STURMER	85.8	93	ERNST	111.8
18	27	DIXON	92.0	47	FERNIHOUGH	85.5	158	STUTELY	111.6
19	65	SAMUEL-CAMPS	91.9	77	SHARPLES	85.2	70	STANZL	111.6
20	63	STURMER	91.8	97	SCHMIDT	85.1	27	DIXON	111.6
21	47	FERNIHOUGH	91.8	93	ERNST	83.9	97	SCHMIDT	111.4
22	30	SQUIRE	91.6	9	WILLIAMS	83.7	47	FERNIHOUGH	110.5
23	97	SCHMIDT	91.4	65	SAMUEL-CAMPS	83.7	63	STURMER	110.0
24	70	STANZL	91.1	40	LAVENDER	81.1	30	SQUIRE	110.0
25	147	HANJOUL	90.6	27	DIXON	81.0	147	HANJOUL	109.8
26	40	LAVENDER	90.3	76	CARTER	80.8	40	LAVENDER	108.2

Weather / Track : Sunny / Dry

Brands Hatch GP: 2.4332 miles
Date: 10/07/2022 Start: 10:30 Finish: 10:43

Results can be found at www.tsl-timing.com

Printed - 11:02 Sunday, 10 July 2022

HSCC Historic Formula Ford Championship

RACE 8 - STATISTICS

Competitors Started	26
Planned Start	2022-07-10 @ 10:30:00.000
Actual Start	2022-07-10 @ 10:30:33.349
Finish Time	2022-07-10 @ 10:43:42.000
Track Length	2.4332mi.
Total Laps	207
Total Distance Covered	503.6909mi.

Session Fastest Lap History

NO	CL	NAME	LAP TIME	TIME OF DAY	LAP	VEHICLE
8		**Samuel HARRISON**	**1:42.258**	10:32:15.631	1	Merlyn Mk20
8		**Samuel HARRISON**	**1:38.228**	10:33:53.860	2	Merlyn Mk20
8		**Samuel HARRISON**	**1:37.559**	10:35:31.418	3	Merlyn Mk20
8		**Samuel HARRISON**	**1:37.493**	10:37:08.911	4	Merlyn Mk20

Session Leader History

NO	CL	NAME	FROM LAP	LAPS LED	DISTANCE	VEHICLE
8		**Samuel HARRISON**	1	8	19.46 miles	Merlyn Mk20

Flag History

TYPE	TIME OF DAY
GREEN	10:30:33.349
FINISH	10:43:42.000

Flag Statistics

TYPE	COUNT	TOTAL LAPS	TOTAL TIME
Green	1	8	24:02.622
Red	0	0	0.000
Safety Car	0	0	0.000
FCY	0	0	0.000

Weather / Track : Sunny / Dry

Brands Hatch GP: 2.4332 miles
Date: 10/07/2022 Start: 10:30 Finish: 10:43

HSCC Historic Formula Ford Championship

RACE 8 - STATISTICS

CLASS : 8 Starters

Fastest Lap History

NO	NAME	LAP TIME	TIME OF DAY	LAP	VEHICLE
8	**Samuel HARRISON**	**1:42.258**	10:32:15.631	1	Merlyn Mk20
8	**Samuel HARRISON**	**1:38.228**	10:33:53.860	2	Merlyn Mk20
8	**Samuel HARRISON**	**1:37.559**	10:35:31.418	3	Merlyn Mk20
8	**Samuel HARRISON**	**1:37.493**	10:37:08.911	4	Merlyn Mk20

Leader History

NO	NAME	FROM LAP	LAPS LED	DISTANCE	VEHICLE
8	**Samuel HARRISON**	1	8	19.46 miles	Merlyn Mk20

HSCC Historic Formula Ford Championship

RACE 8 - STATISTICS

CLASS : 50

18 Starters

Fastest Lap History

NO	NAME	LAP TIME	TIME OF DAY	LAP	VEHICLE
22	**Tim BRISE**	**1:47.270**	10:32:20.638	1	Merlyn Mk20
22	**Tim BRISE**	**1:41.105**	10:34:01.675	2	Merlyn Mk20
36	**Rob SMITH**	**1:41.026**	10:34:03.806	2	Merlyn Mk20
11	**Westie MITCHELL**	**1:40.981**	10:35:43.812	3	Merlyn Mk20
36	**Rob SMITH**	**1:40.871**	10:35:44.611	3	Merlyn Mk20
36	**Rob SMITH**	**1:40.769**	10:37:25.380	4	Merlyn Mk20
11	**Westie MITCHELL**	**1:40.637**	10:42:28.564	7	Merlyn Mk20
36	**Rob SMITH**	**1:40.498**	10:42:28.594	7	Merlyn Mk20
22	**Tim BRISE**	**1:40.459**	10:42:28.862	7	Merlyn Mk20

Leader History

NO	NAME	FROM LAP	LAPS LED	DISTANCE	VEHICLE
22	**Tim BRISE**	1	3	7.29 miles	Merlyn Mk20
11	**Westie MITCHELL**	4	1	2.43 miles	Merlyn Mk20
36	**Rob SMITH**	5	1	2.43 miles	Merlyn Mk20
11	**Westie MITCHELL**	6	3	7.29 miles	Merlyn Mk20

Weather / Track : Sunny / Dry

Brands Hatch GP: 2.4332 miles
Date: 10/07/2022 Start: 10:30 Finish: 10:43

Sheet No:	Issue Time:

HSCC Historic Formula Ford Championship

RACE 15 - GRID (20 minutes)

ROW 13	25	40	Peter LAVENDER
	24	97	Alan SCHMIDT
ROW 12	23	65	Damian SAMUEL-CAMPS
	22	93	Rudolf ERNST
ROW 11	21	30	David SQUIRE
	20	47	Ian FERNIHOUGH
ROW 10	19	147	Louis HANJOUL
	18	9	Kevin WILLIAMS
ROW 9	17	27	Dick DIXON
	16	76	Mark CARTER
ROW 8	15	77	Chris SHARPLES
	14	63	Matthew STURMER
ROW 7	13	98	Chris STUART
	12	134	Scott RAWLINSON
ROW 6	11	20	Kevin STANZL
	10	69	Oliver CHAPMAN
ROW 5	9	41	Paul UNSWORTH
	8	25	Chris PORRITT
ROW 4	7	16	Simon TOYNE
	6	22	Tim BRISE
ROW 3	5	36	Rob SMITH
	4	70	Daniel STANZL
ROW 2	3	15	Matthew WRIGLEY
	2	158	Linton STUTELY
ROW 1	1	8	Samuel HARRISON

Pole

Brands Hatch GP: 2.4332 miles

These results are provisional until the conclusion of any judicial and technical matters.

Clerk Of Course : Julian Floyd	Stewards :	Timekeeper : Nick Palmer

Results can be found at www.tsl-timing.com

Printed - 14:48 Sunday, 10 July 2022

Sheet No:	Issue Time:

HSCC Historic Formula Ford Championship

RACE 15 - CLASSIFICATION

POS	NO	CL	PIC	NAME	ENTRY	LAPS	TIME	GAP	DIFF	MPH	BEST	ON
1	**8**		1	Samuel HARRISON	Merlyn Mk20	**10**	16:37.712			87.79	**1:37.951**	2
2	**158**		2	Linton STUTELY	Royale RP3	**10**	16:46.729	**9.017**	9.017	87.01	**1:39.717**	2
3	**15**		3	Matthew WRIGLEY	Merlyn Mk11A/20	**10**	16:54.238	**16.526**	7.509	86.36	**1:39.865**	4
4	**36**	50	1	Rob SMITH	Merlyn Mk20	**10**	16:54.502	**16.790**	0.264	86.34	**1:40.018**	7
5	**25**	50	2	Chris PORRITT	Merlyn Mk20A	**10**	16:57.547	**19.835**	3.045	86.08	**1:40.071**	4
6	**16**		4	Simon TOYNE	Lola T200	**10**	17:06.824	**29.112**	9.277	85.31	**1:41.212**	4
7	**69**		5	Oliver CHAPMAN	Lola T200	**10**	17:06.950	**29.238**	0.126	85.29	**1:41.009**	4
8	**41**	50	3	Paul UNSWORTH	Lola T200	**10**	17:07.557	**29.845**	0.607	85.24	**1:41.083**	7
9	**22**	50	4	Tim BRISE	Merlyn Mk20	**10**	17:09.494	**31.782**	1.937	85.08	**1:41.264**	3
10	**134**		6	Scott RAWLINSON	Merlyn Mk11A	**10**	17:09.775	**32.063**	0.281	85.06	**1:41.228**	10
11	**20**	50	5	Kevin STANZL	Crossle 16F	**10**	17:13.875	**36.163**	4.100	84.72	**1:42.132**	6
12	**98**	50	6	Chris STUART	Merlyn Mk11A	**10**	17:22.914	**45.202**	9.039	83.99	**1:42.500**	3
13	**77**	50	7	Chris SHARPLES	Palliser WDF1	**10**	17:35.753	**58.041**	12.839	82.97	**1:43.701**	2
14	**63**	50	8	Matthew STURMER	Macon MR8	**10**	17:50.599	**1:12.887**	14.846	81.82	**1:42.840**	4
15	**9**	50	9	Kevin WILLIAMS	Merlyn Mk20A	**10**	17:50.875	**1:13.163**	0.276	81.80	**1:44.420**	10
16	**27**	50	10	Dick DIXON	Lotus 61	**10**	17:51.336	**1:13.624**	0.461	81.76	**1:44.238**	10
17	**65**	50	11	Damian SAMUEL-CAMPS	Merlyn Mk20	**10**	17:55.309	**1:17.597**	3.973	81.46	**1:45.200**	10
18	**147**	50	12	Louis HANJOUL	Elden Mk8/10	**10**	17:56.120	**1:18.408**	0.811	81.40	**1:45.059**	6
19	**93**	50	13	Rudolf ERNST	Titan Mk6	**10**	17:59.936	**1:22.224**	3.816	81.11	**1:45.429**	10
20	**30**	50	14	David SQUIRE	Hawke DL2	**10**	18:00.674	**1:22.962**	0.738	81.05	**1:45.748**	10
21	**76**	50	15	Mark CARTER	Merlyn Mk20	**10**	18:12.924	**1:35.212**	12.250	80.15	**1:44.869**	10
22	**47**	50	16	Ian FERNIHOUGH	Titan Mk6	**9**	16:46.252	**1 Lap**	1 Lap	78.34	**1:46.592**	2
23	**40**		7	Peter LAVENDER	Merlyn Mk11A/17	**9**	16:47.696	**1 Lap**	1.444	78.23	**1:48.951**	2
					NOT CLASSIFIED							
DNF	**70**			Daniel STANZL	Elden Mk8	**10**	16:54.760	**17.048**	0.000	86.32	**1:39.847**	8
DNF	**97**	50		Alan SCHMIDT	Merlyn Mk20A	**8**	14:23.851	**2 Laps**	2 Laps	81.12	**1:45.117**	6

FASTEST LAP

8		Samuel HARRISON	Merlyn Mk20	**2**	1:37.951	89.43 mph	143.92 kph
36	50	Rob SMITH	Merlyn Mk20	**7**	1:40.018	87.58 mph	140.95 kph

Car 70 not running at the showing of the red flag.

Red Flag (end of session): 16:23

Race Distance: 10 Laps / 24.33 miles

Weather / Track : Sunny / Dry

Brands Hatch GP: 2.4332 miles

These results are provisional until the conclusion of any judicial and technical matters.

Date: 10/07/2022 Start: 16:04 Finish: 16:20

Clerk Of Course : Julian Floyd	Stewards :	Timekeeper : Nick Palmer

HSCC Historic Formula Ford Championship

RACE 15 - LAP CHART

LAP 1		@ 16:06:00.308	LAP 2		@ 16:07:38.259	LAP 3		@ 16:09:16.598	LAP 4		@ 16:10:55.390	LAP 5		@ 16:12:34.919
NO	BEHIND	LAP TIME	NO	BEHIND	LAP TIME	NO	BEHIND	LAP TIME	NO	BEHIND	LAP TIME	NO	BEHIND	LAP TIME
8		1:43.834	**8**		1:37.951	**8**		1:38.339	**8**		1:38.792	**8**		1:39.529
158	1.429	1:45.263	**158**	3.195	1:39.717	**158**	4.968	1:40.112	**158**	6.121	1:39.945	**158**	6.984	1:40.392
70	4.996	1:48.830	**70**	8.026	1:40.981	**70**	10.481	1:40.794	**70**	12.147	1:40.458	**15**	14.018	1:41.019
15	5.251	1:49.085	**36**	8.433	1:40.852	**36**	11.237	1:41.143	**15**	12.528	1:39.865	**70**	14.186	1:41.568
36	5.532	1:49.366	**15**	8.673	1:41.373	**15**	11.455	1:41.121	**36**	13.230	1:40.785	**36**	14.718	1:41.017
22	5.717	1:49.551	**22**	9.908	1:42.142	**25**	12.443	1:40.804	**25**	13.722	1:40.071	**25**	15.113	1:40.920
25	6.003	1:49.837	**25**	9.978	1:41.926	**22**	12.833	1:41.264	**22**	15.616	1:41.575	**69**	17.262	1:41.114
69	6.425	1:50.259	**69**	10.657	1:42.183	**69**	13.460	1:41.142	**69**	15.677	1:41.009	**22**	17.740	1:41.653
16	6.777	1:50.611	**16**	10.708	1:41.882	**16**	13.709	1:41.340	**16**	16.129	1:41.212	**16**	18.000	1:41.400
41	7.642	1:51.476	**41**	11.187	1:41.496	**41**	14.951	1:42.103	**41**	17.323	1:41.164	**41**	19.261	1:41.467
20	7.778	1:51.612	**20**	13.019	1:43.192	**20**	17.294	1:42.614	**134**	20.547	1:41.873	**134**	23.105	1:42.087
98	8.273	1:52.107	**134**	13.150	1:42.600	**134**	17.466	1:42.655	**20**	21.055	1:42.553	**20**	23.707	1:42.181
134	8.501	1:52.335	**98**	13.710	1:43.388	**98**	17.871	1:42.500	**98**	21.692	1:42.613	**98**	24.907	1:42.744
63	8.951	1:52.785	**63**	14.475	1:43.475	**63**	19.346	1:43.210	**63**	23.394	1:42.840	**77**	35.045	1:44.820
77	12.151	1:55.985	**77**	17.901	1:43.701	**77**	24.188	1:44.626	**77**	29.754	1:44.358	**63**	43.016	1:59.151
76	12.382	1:56.216	**76**	21.487	1:47.056	**9**	30.933	1:47.523	**9**	38.378	1:46.237	**9**	45.592	1:46.743
27	12.908	1:56.742	**27**	21.620	1:46.663	**27**	31.561	1:48.280	**27**	38.869	1:46.100	**27**	46.262	1:46.922
9	13.432	1:57.266	**9**	21.749	1:46.268	**76**	31.695	1:48.547	**97**	40.678	1:47.304	**97**	48.717	1:47.568
30	15.562	1:59.396	**97**	24.769	1:46.262	**97**	32.166	1:45.736	**76**	41.101	1:48.198	**76**	48.904	1:47.332
97	16.458	2:00.292	**30**	25.217	1:47.606	**30**	34.343	1:47.465	**30**	43.383	1:47.832	**65**	49.513	1:45.479
65	16.677	2:00.511	**65**	25.384	1:46.658	**65**	34.493	1:47.448	**65**	43.563	1:47.862	**30**	50.381	1:46.527
93	17.513	2:01.347	**93**	25.865	1:46.303	**147**	35.103	1:46.972	**147**	44.078	1:47.767	**147**	51.076	1:46.527
147	17.950	2:01.784	**147**	26.470	1:46.471	**93**	35.450	1:47.924	**93**	44.426	1:47.768	**93**	51.477	1:46.580
47	18.121	2:01.955	**47**	26.762	1:46.592	**47**	35.775	1:47.352	**47**	44.790	1:47.807	**40**	1:03.875	1:51.691
40	18.530	2:02.364	**40**	29.530	1:48.951	**40**	40.198	1:49.007	**40**	51.713	1:50.307	**47**	1:12.768	2:07.507

Weather / Track : Sunny / Dry

Brands Hatch GP: 2.4332 miles
Date: 10/07/2022 Start: 16:04 Finish: 16:20

HSCC Historic Formula Ford Championship

RACE 15 - LAP CHART

LAP 6		@ 16:14:14.158	LAP 7		@ 16:15:53.035	LAP 8		@ 16:17:31.685	LAP 9		@ 16:19:11.863	LAP 10		@ 16:20:54.186
NO	BEHIND	LAP TIME	NO	BEHIND	LAP TIME	NO	BEHIND	LAP TIME	NO	BEHIND	LAP TIME	NO	BEHIND	LAP TIME
8		1:39.239	**8**		1:38.877	**8**		1:38.650	**8**		1:40.178	**8**		1:42.323
158	7.673	1:39.928	**158**	8.957	1:40.161	**158**	10.548	1:40.241	**47**	1 Lap	1:48.193	**47**	1 Lap	1:49.856
15	14.937	1:40.158	**15**	16.426	1:40.366	**15**	17.952	1:40.176	**158**	10.790	1:40.420	**158**	9.017	1:40.550
70	15.418	1:40.471	**70**	16.940	1:40.399	**70**	18.137	1:39.847	**15**	18.071	1:40.297	**40**	1 Lap	1:53.298
36	16.242	1:40.763	**36**	17.383	1:40.018	**36**	18.783	1:40.050	**70**	18.215	1:40.256	**15**	16.526	1:40.778
25	16.417	1:40.543	**25**	17.762	1:40.222	**25**	19.968	1:40.856	**36**	18.748	1:40.143	**36**	16.790	1:40.365
69	19.217	1:41.194	**69**	22.165	1:41.825	**69**	26.159	1:42.644	**25**	21.534	1:41.744	**70**	17.048	1:41.156
22	20.155	1:41.654	**16**	22.852	1:41.412	**16**	26.504	1:42.302	**16**	28.574	1:42.248	**25**	19.835	1:40.624
16	20.317	1:41.556	**22**	23.283	1:42.005	**41**	27.073	1:42.139	**69**	28.701	1:42.720	**16**	29.112	1:42.861
41	21.378	1:41.356	**41**	23.584	1:41.083	**22**	30.076	1:45.443	**41**	29.569	1:42.674	**69**	29.238	1:42.860
134	25.540	1:41.674	**134**	28.283	1:41.620	**134**	31.707	1:42.074	**22**	31.879	1:41.981	**41**	29.845	1:42.599
20	26.600	1:42.132	**20**	29.870	1:42.147	**20**	33.744	1:42.524	**134**	33.158	1:41.629	**22**	31.782	1:42.226
98	28.463	1:42.795	**98**	33.335	1:43.749	**98**	38.502	1:43.817	**20**	35.763	1:42.197	**134**	32.063	1:41.228
77	39.761	1:43.955	**77**	45.249	1:44.365	**77**	50.557	1:43.958	**98**	42.695	1:44.371	**20**	36.163	1:42.723
63	49.376	1:45.599	**63**	54.788	1:44.289	**63**	1:01.876	1:45.738	**77**	54.913	1:44.534	**98**	45.202	1:44.830
9	53.013	1:46.660	**9**	1:00.474	1:46.338	**9**	1:06.789	1:44.965	**63**	1:10.282	1:48.584	**77**	58.041	1:45.451
27	53.175	1:46.152	**27**	1:00.646	1:46.348	**27**	1:07.367	1:45.371	**9**	1:11.066	1:44.455	**63**	1:12.887	1:44.928
97	54.595	1:45.117	**97**	1:01.646	1:45.928	**97**	1:08.640	1:45.644	**27**	1:11.709	1:44.520	**9**	1:13.163	1:44.420
76	54.791	1:45.126	**76**	1:01.807	1:45.893	**76**	1:08.846	1:45.689	**65**	1:14.720	1:45.827	**27**	1:13.624	1:44.238
65	55.611	1:45.337	**65**	1:02.314	1:45.580	**65**	1:09.071	1:45.407	**147**	1:15.609	1:45.707	**65**	1:17.597	1:45.200
147	56.896	1:45.059	**147**	1:03.098	1:45.079	**147**	1:10.080	1:45.632	**93**	1:19.118	1:46.646	**147**	1:18.408	1:45.122
30	57.759	1:46.617	**93**	1:04.794	1:45.467	**93**	1:12.650	1:46.506	**30**	1:19.537	1:45.768	**93**	1:22.224	1:45.429
93	58.204	1:45.966	**30**	1:05.722	1:46.840	**30**	1:13.947	1:46.875	**76**	1:32.666	2:03.998	**30**	1:22.962	1:45.748
40	1:15.452	1:50.816	**40**	1:27.079	1:50.504	**40**	1:39.187	1:50.758				**76**	1:35.212	1:44.869
47	1:22.389	1:48.860	**47**	1:31.642	1:48.130									

Weather / Track : Sunny / Dry

Brands Hatch GP: 2.4332 miles
Date: 10/07/2022 Start: 16:04 Finish: 16:20

HSCC Historic Formula Ford Championship

RACE 15 - SECTOR ANALYSIS

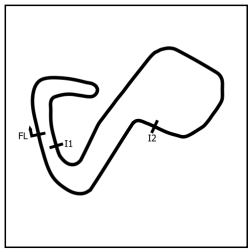

SECTOR 1 = FL to I1, SECTOR 2 = I1 to I2, SECTOR 3 = I2 to FL, DIFF = Difference To Personal Best Lap, P = Crossed Finish Line in Pit Lane, D = Time Disallowed

P1 8 Samuel HARRISON Merlyn Mk20

IDEAL LAP TIME : 1:37.951 BEST LAP TIME : 1:37.951 DIFFERENCE : 0.000

LAP	SECTOR 1		SECTOR 2		SECTOR 3		LAP TIME		MPH	DIFF	TIME OF DAY
1 -		92.6	43.724	92.6	23.898	111.1	1:43.834		84.36	5.883	16:06:00.308
2 -	***30.782***	93.4	***43.583***	***94.5***	***23.586***	111.8	***1:37.951***	**(1)**	***89.43***		***16:07:38.259***
3 -	30.912	***93.7***	43.759	93.2	23.668	111.6	1:38.339	**(2)**	89.07	0.388	16:09:16.598
4 -	31.010	92.5	43.928	92.9	23.854	111.6	1:38.792		88.66	0.841	16:10:55.390
5 -	31.470	91.5	44.202	91.3	23.857	111.8	1:39.529		88.01	1.578	16:12:34.919
6 -	31.170	92.6	43.990	93.0	24.079	***112.0***	1:39.239		88.27	1.288	16:14:14.158
7 -	31.067	92.6	43.912	93.7	23.898	111.4	1:38.877		88.59	0.926	16:15:53.035
8 -	30.954	92.9	43.868	93.9	23.828	***112.0***	1:38.650	**(3)**	88.79	0.699	16:17:31.685
9 -	31.290	92.9	44.297	86.5	24.591	111.1	1:40.178		87.44	2.227	16:19:11.863
10 -	33.959	92.8	44.306	92.6	24.058	111.1	1:42.323		85.60	4.372	16:20:54.186

P2 158 Linton STUTELY Royale RP3

IDEAL LAP TIME : 1:39.603 BEST LAP TIME : 1:39.717 DIFFERENCE : 0.114

LAP	SECTOR 1		SECTOR 2		SECTOR 3		LAP TIME		MPH	DIFF	TIME OF DAY
1 -		***93.8***	***44.423***	88.8	24.229	***111.1***	1:45.263		83.21	5.546	16:06:01.737
2 -	***31.063***	93.2	44.537	88.8	***24.117***	***111.1***	***1:39.717***	**(1)**	***87.84***		***16:07:41.454***
3 -	31.232	92.5	44.553	89.3	24.327	110.9	1:40.112		87.50	0.395	16:09:21.566
4 -	31.158	92.1	44.599	87.8	24.188	***111.1***	1:39.945	**(3)**	87.64	0.228	16:11:01.511
5 -	31.286	92.4	44.807	88.6	24.299	110.7	1:40.392		87.25	0.675	16:12:41.903
6 -	31.235	92.9	***44.423***	87.7	24.270	***111.1***	1:39.928	**(2)**	87.66	0.211	16:14:21.831
7 -	31.290	91.9	44.636	***89.5***	24.235	110.9	1:40.161		87.45	0.444	16:16:01.992
8 -	31.299	92.4	44.689	88.0	24.253	110.7	1:40.241		87.38	0.524	16:17:42.233
9 -	31.204	92.3	44.964	89.1	24.252	110.9	1:40.420		87.23	0.703	16:19:22.653
10 -	31.410	92.9	44.643	87.7	24.497	110.3	1:40.550		87.11	0.833	16:21:03.203

P3 15 Matthew WRIGLEY Merlyn Mk11A/20

IDEAL LAP TIME : 1:39.828 BEST LAP TIME : 1:39.865 DIFFERENCE : 0.037

LAP	SECTOR 1		SECTOR 2		SECTOR 3		LAP TIME		MPH	DIFF	TIME OF DAY
1 -		92.1	46.699	85.1	24.346	112.5	1:49.085		80.30	9.220	16:06:05.559
2 -	32.098	93.2	45.280	88.3	***23.995***	***114.5***	1:41.373		86.41	1.508	16:07:46.932
3 -	31.483	92.9	45.481	87.9	24.157	112.9	1:41.121		86.62	1.256	16:09:28.053
4 -	***31.330***	***94.1***	44.540	88.8	***23.995***	113.3	***1:39.865***	**(1)**	***87.71***		***16:11:07.918***
5 -	31.489	93.7	45.419	87.8	24.111	111.2	1:41.019		86.71	1.154	16:12:48.937
6 -	31.353	92.4	44.556	88.5	24.249	111.2	1:40.158	**(2)**	87.46	0.293	16:14:29.095
7 -	31.475	91.4	44.615	86.4	24.276	110.9	1:40.366		87.27	0.501	16:16:09.461
8 -	31.343	92.3	***44.503***	89.7	24.330	110.5	1:40.176	**(3)**	87.44	0.311	16:17:49.637
9 -	31.401	92.4	44.649	***90.1***	24.247	111.2	1:40.297		87.33	0.432	16:19:29.934
10 -	31.477	92.3	44.653	89.9	24.648	110.5	1:40.778		86.92	0.913	16:21:10.712

P4 36 50 Rob SMITH Merlyn Mk20

IDEAL LAP TIME : 1:39.670 BEST LAP TIME : 1:40.018 DIFFERENCE : 0.348

LAP	SECTOR 1		SECTOR 2		SECTOR 3		LAP TIME		MPH	DIFF	TIME OF DAY
1 -		92.4	46.802	84.8	24.350	113.9	1:49.366		80.09	9.348	16:06:05.840
2 -	31.574	89.3	45.251	87.7	***24.027***	113.3	1:40.852		86.85	0.834	16:07:46.692
3 -	31.452	93.0	45.428	88.8	24.263	112.5	1:41.143		86.60	1.125	16:09:27.835
4 -	31.416	91.9	45.257	87.6	24.112	113.3	1:40.785		86.91	0.767	16:11:08.620
5 -	31.508	93.3	45.220	86.8	24.289	112.9	1:41.017		86.71	0.999	16:12:49.637
6 -	31.584	92.9	44.910	89.5	24.269	113.1	1:40.763		86.93	0.745	16:14:30.400
7 -	31.458	92.1	***44.289***	***92.1***	24.271	***114.3***	***1:40.018***	**(1)**	***87.58***		***16:16:10.418***
8 -	***31.354***	***94.2***	44.636	87.3	24.060	113.7	1:40.050	**(2)**	87.55	0.032	16:17:50.468
9 -	31.407	93.4	44.639	87.4	24.097	114.1	1:40.143	**(3)**	87.47	0.125	16:19:30.611
10 -	31.805	93.7	44.315	89.8	24.245	113.9	1:40.365		87.27	0.347	16:21:10.976

Weather / Track : Sunny / Dry

Brands Hatch GP: 2.4332 miles
Date: 10/07/2022 Start: 16:04 Finish: 16:20

HSCC Historic Formula Ford Championship

RACE 15 - SECTOR ANALYSIS

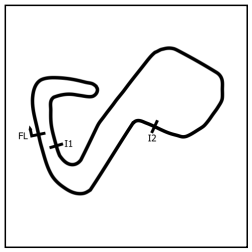

SECTOR 1 = FL to I1, SECTOR 2 = I1 to I2, SECTOR 3 = I2 to FL, DIFF = Difference To Personal Best Lap, P = Crossed Finish Line in Pit Lane, D = Time Disallowed

P5 25 50 Chris PORRITT Merlyn Mk20A

IDEAL LAP TIME : 1:39.766 BEST LAP TIME : 1:40.071 DIFFERENCE : 0.305

LAP	SECTOR 1		SECTOR 2		SECTOR 3		LAP TIME		MPH	DIFF	TIME OF DAY
1 -		94.1	46.434	79.2	24.438	115.7	1:49.837		79.75	9.766	16:06:06.311
2 -	31.939	91.4	45.502	82.3	24.485	112.0	1:41.926		85.94	1.855	16:07:48.237
3 -	31.852	93.9	44.799	85.5	24.153	112.9	1:40.804		86.89	0.733	16:09:29.041
4 -	***31.214***	93.8	44.875	86.4	***23.982***	114.5	***1:40.071***	**(1)**	***87.53***		***16:11:09.112***
5 -	31.430	***94.3***	45.251	84.0	24.239	113.5	1:40.920		86.79	0.849	16:12:50.032
6 -	31.434	91.0	45.074	86.7	24.035	***116.1***	1:40.543	**(3)**	87.12	0.472	16:14:30.575
7 -	31.565	93.8	***44.570***	89.5	24.087	115.5	1:40.222	**(2)**	87.40	0.151	16:16:10.797
8 -	31.530	***94.3***	45.152	***90.8***	24.174	112.4	1:40.856		86.85	0.785	16:17:51.653
9 -	32.394	93.0	45.103	87.8	24.247	112.0	1:41.744		86.09	1.673	16:19:33.397
10 -	31.438	93.0	44.925	89.3	24.261	111.8	1:40.624		87.05	0.553	16:21:14.021

P6 16 Simon TOYNE Lola T200

IDEAL LAP TIME : 1:40.699 BEST LAP TIME : 1:41.212 DIFFERENCE : 0.513

LAP	SECTOR 1		SECTOR 2		SECTOR 3		LAP TIME		MPH	DIFF	TIME OF DAY
1 -		93.7	46.916	77.7	24.464	113.5	1:50.611		79.19	9.399	16:06:07.085
2 -	31.778	92.3	45.624	84.3	24.480	114.3	1:41.882		85.98	0.670	16:07:48.967
3 -	31.880	***95.3***	***45.111***	81.9	24.349	114.9	1:41.340	**(2)**	86.44	0.128	16:09:30.307
4 -	31.385	93.5	45.597	88.4	***24.230***	114.1	***1:41.212***	**(1)**	***86.54***		***16:11:11.519***
5 -	31.631	91.0	45.449	85.3	24.320	114.5	1:41.400	**(3)**	86.38	0.188	16:12:52.919
6 -	31.768	89.5	45.555	***89.7***	24.233	***116.5***	1:41.556		86.25	0.344	16:14:34.475
7 -	31.807	92.1	45.318	89.5	24.287	112.5	1:41.412		86.37	0.200	16:16:15.887
8 -	***31.358***	93.2	46.489	85.9	24.455	112.0	1:42.302		85.62	1.090	16:17:58.189
9 -	31.900	91.8	45.924	88.7	24.424	110.7	1:42.248		85.67	1.036	16:19:40.437
10 -	32.370	92.4	46.141	***89.7***	24.350	110.1	1:42.861		85.16	1.649	16:21:23.298

P7 69 Oliver CHAPMAN Lola T200

IDEAL LAP TIME : 1:40.423 BEST LAP TIME : 1:41.009 DIFFERENCE : 0.586

LAP	SECTOR 1		SECTOR 2		SECTOR 3		LAP TIME		MPH	DIFF	TIME OF DAY
1 -		91.4	47.184	81.5	24.328	112.9	1:50.259		79.44	9.250	16:06:06.733
2 -	32.047	91.5	45.526	83.9	24.610	111.4	1:42.183		85.72	1.174	16:07:48.916
3 -	31.834	***93.8***	45.034	82.4	24.274	112.9	1:41.142	**(3)**	86.60	0.133	16:09:30.058
4 -	***31.455***	93.3	45.176	83.2	24.378	113.3	***1:41.009***	**(1)**	***86.72***		***16:11:11.067***
5 -	31.561	91.9	45.260	87.1	24.293	110.7	1:41.114	**(2)**	86.63	0.105	16:12:52.181
6 -	31.876	90.9	***44.842***	85.4	24.476	110.9	1:41.194		86.56	0.185	16:14:33.375
7 -	31.985	90.5	45.523	87.3	24.317	109.6	1:41.825		86.02	0.816	16:16:15.200
8 -	32.010	91.1	45.973	84.3	24.661	109.2	1:42.644		85.34	1.635	16:17:57.844
9 -	32.144	90.3	46.450	85.9	***24.126***	***114.1***	1:42.720		85.27	1.711	16:19:40.564
10 -	32.187	90.8	46.505	***88.0***	24.168	113.9	1:42.860		85.16	1.851	16:21:23.424

P8 41 50 Paul UNSWORTH Lola T200

IDEAL LAP TIME : 1:40.835 BEST LAP TIME : 1:41.083 DIFFERENCE : 0.248

LAP	SECTOR 1		SECTOR 2		SECTOR 3		LAP TIME		MPH	DIFF	TIME OF DAY
1 -		91.8	46.766	80.9	25.088	110.7	1:51.476		78.58	10.393	16:06:07.950
2 -	31.719	92.0	45.384	82.7	24.393	112.9	1:41.496		86.30	0.413	16:07:49.446
3 -	32.030	91.9	45.499	85.4	24.574	110.7	1:42.103		85.79	1.020	16:09:31.549
4 -	***31.573***	91.1	45.145	***88.7***	24.446	112.0	1:41.164	**(2)**	86.59	0.081	16:11:12.713
5 -	31.761	91.4	45.489	86.8	***24.217***	111.1	1:41.467		86.33	0.384	16:12:54.180
6 -	31.622	***92.3***	45.140	85.2	24.594	111.6	1:41.356	**(3)**	86.42	0.273	16:14:35.536
7 -	31.766	91.0	***45.045***	87.1	24.272	***113.1***	***1:41.083***	**(1)**	***86.65***		***16:16:16.619***
8 -	31.796	90.6	45.832	82.3	24.511	111.6	1:42.139		85.76	1.056	16:17:58.758
9 -	32.006	90.4	46.046	87.7	24.622	110.5	1:42.674		85.31	1.591	16:19:41.432
10 -	32.184	91.0	46.032	85.2	24.383	111.1	1:42.599		85.37	1.516	16:21:24.031

Weather / Track : Sunny / Dry

Brands Hatch GP: 2.4332 miles
Date: 10/07/2022 Start: 16:04 Finish: 16:20

HSCC Historic Formula Ford Championship

RACE 15 - SECTOR ANALYSIS

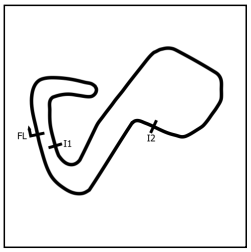

SECTOR 1 = FL to I1, SECTOR 2 = I1 to I2, SECTOR 3 = I2 to FL, DIFF = Difference To Personal Best Lap, P = Crossed Finish Line in Pit Lane, D = Time Disallowed

P9 22 50 Tim BRISE — Merlyn Mk20

IDEAL LAP TIME : 1:40.726 BEST LAP TIME : 1:41.264 DIFFERENCE : 0.538

LAP	SECTOR 1		SECTOR 2		SECTOR 3		LAP TIME		MPH	DIFF	TIME OF DAY
1 -		92.9	46.649	83.8	24.372	***114.3***	1:49.551		79.96	8.287	16:06:06.025
2 -	31.991	92.8	45.398	84.7	24.753	110.9	1:42.142		85.76	0.878	16:07:48.167
3 -	32.053	***94.9***	***44.966***	86.0	***24.245***	113.5	***1:41.264***	**(1)**	***86.50***		***16:09:29.431***
4 -	31.677	92.1	45.319	86.3	24.579	111.4	1:41.575	**(2)**	86.24	0.311	16:11:11.006
5 -	31.972	93.2	45.301	85.1	24.380	112.5	1:41.653	**(3)**	86.17	0.389	16:12:52.659
6 -	31.853	92.4	45.362	***90.1***	24.439	112.4	1:41.654		86.17	0.390	16:14:34.313
7 -	31.917	91.3	45.573	88.6	24.515	112.5	1:42.005		85.87	0.741	16:16:16.318
8 -	***31.515***	93.3				110.1	1:45.443		83.07	4.179	16:18:01.761
9 -	31.936	91.4	45.380	88.6	24.665	110.1	1:41.981		85.89	0.717	16:19:43.742
10 -	31.891	91.5	45.431	88.1	24.904	110.5	1:42.226		85.69	0.962	16:21:25.968

P10 134 Scott RAWLINSON — Merlyn Mk11A

IDEAL LAP TIME : 1:41.100 BEST LAP TIME : 1:41.228 DIFFERENCE : 0.128

LAP	SECTOR 1		SECTOR 2		SECTOR 3		LAP TIME		MPH	DIFF	TIME OF DAY
1 -		91.0	46.709	80.3	25.085	113.1	1:52.335		77.97	11.107	16:06:08.809
2 -	32.426	91.3	45.738	81.4	24.436	***113.5***	1:42.600		85.37	1.372	16:07:51.409
3 -	32.081	***93.5***	46.167	83.3	24.407	112.9	1:42.655		85.33	1.427	16:09:34.064
4 -	31.645	92.0	45.841	81.7	24.387	110.5	1:41.873		85.98	0.645	16:11:15.937
5 -	31.485	91.4	46.013	80.9	24.589	110.0	1:42.087		85.80	0.859	16:12:58.024
6 -	31.615	91.9	45.593	80.9	24.466	110.7	1:41.674		86.15	0.446	16:14:39.698
7 -	***31.474***	91.1	45.547	83.7	24.599	110.1	1:41.620	**(2)**	86.20	0.392	16:16:21.318
8 -	31.799	92.1	45.868	83.6	24.407	110.0	1:42.074		85.81	0.846	16:18:03.392
9 -	31.625	92.5	45.556	84.2	24.448	111.2	1:41.629	**(3)**	86.19	0.401	16:19:45.021
10 -	31.602	88.6	***45.447***	***86.3***	***24.179***	113.3	***1:41.228***	**(1)**	***86.53***		***16:21:26.249***

P11 20 50 Kevin STANZL — Crossle 16F

IDEAL LAP TIME : 1:41.772 BEST LAP TIME : 1:42.132 DIFFERENCE : 0.360

LAP	SECTOR 1		SECTOR 2		SECTOR 3		LAP TIME		MPH	DIFF	TIME OF DAY
1 -		91.5	46.514	79.3	24.990	***113.7***	1:51.612		78.48	9.480	16:06:08.086
2 -	32.705	90.9	45.913	84.8	24.574	110.1	1:43.192		84.88	1.060	16:07:51.278
3 -	32.164	91.3	45.860	84.6	24.590	110.5	1:42.614		85.36	0.482	16:09:33.892
4 -	32.300	91.9	45.938	85.7	***24.315***	112.0	1:42.553		85.41	0.421	16:11:16.445
5 -	32.138	92.0	45.688	86.2	24.355	112.5	1:42.181	**(3)**	85.72	0.049	16:12:58.626
6 -	31.873	***92.3***	45.606	82.9	24.653	111.4	***1:42.132***	**(1)**	***85.76***		***16:14:40.758***
7 -	31.899	91.1	45.635	86.3	24.613	110.1	1:42.147	**(2)**	85.75	0.015	16:16:22.905
8 -	32.334	91.3	***45.592***	***87.0***	24.598	110.5	1:42.524		85.44	0.392	16:18:05.429
9 -	***31.865***	91.9	***45.592***	83.7	24.740	110.0	1:42.197		85.71	0.065	16:19:47.626
10 -	32.238	91.1	45.810	85.3	24.675	109.4	1:42.723		85.27	0.591	16:21:30.349

P12 98 50 Chris STUART — Merlyn Mk11A

IDEAL LAP TIME : 1:42.321 BEST LAP TIME : 1:42.500 DIFFERENCE : 0.179

LAP	SECTOR 1		SECTOR 2		SECTOR 3		LAP TIME		MPH	DIFF	TIME OF DAY
1 -		92.0	46.567	81.1	25.194	112.9	1:52.107		78.13	9.607	16:06:08.581
2 -	32.796	92.5	45.856	***85.4***	24.736	112.0	1:43.388		84.72	0.888	16:07:51.969
3 -	***32.055***	92.4	45.926	83.5	24.519	***113.7***	***1:42.500***	**(1)**	***85.46***		***16:09:34.469***
4 -	32.115	***92.9***	45.988	80.8	***24.510***	112.9	1:42.613	**(2)**	85.36	0.113	16:11:17.082
5 -	32.475	91.8	***45.756***	83.6	24.513	112.0	1:42.744	**(3)**	85.25	0.244	16:12:59.826
6 -	32.124	91.9	46.031	81.7	24.640	111.4	1:42.795		85.21	0.295	16:14:42.621
7 -	32.316	90.8	46.512	77.0	24.921	110.1	1:43.749		84.43	1.249	16:16:26.370
8 -	32.456	90.0	46.328	83.4	25.033	110.0	1:43.817		84.37	1.317	16:18:10.187
9 -	32.492	90.6	46.446	82.0	25.433	109.2	1:44.371		83.92	1.871	16:19:54.558
10 -	33.242	90.9	46.516	77.3	25.072	109.1	1:44.830		83.56	2.330	16:21:39.388

HSCC Historic Formula Ford Championship

RACE 15 - SECTOR ANALYSIS

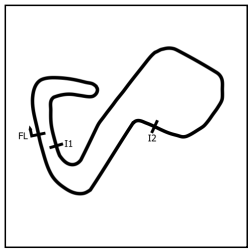

SECTOR 1 = FL to I1, SECTOR 2 = I1 to I2, SECTOR 3 = I2 to FL, DIFF = Difference To Personal Best Lap, P = Crossed Finish Line in Pit Lane, D = Time Disallowed

P13 77 50 Chris SHARPLES — Palliser WDF1

IDEAL LAP TIME : 1:43.289 BEST LAP TIME : 1:43.701 DIFFERENCE : 0.412

LAP	SECTOR 1		SECTOR 2		SECTOR 3		LAP TIME		MPH	DIFF	TIME OF DAY
1 -		89.1	47.307	***86.0***	25.636	108.2	1:55.985		75.52	12.284	16:06:12.459
2 -	32.408	***91.0***	46.389	84.7	***24.904***	***109.4***	***1:43.701***	**(1)**	***84.47***		***16:07:56.160***
3 -	***32.159***	90.0	46.875	81.3	25.592	108.7	1:44.626		83.72	0.925	16:09:40.786
4 -	32.792	88.7	46.368	84.4	25.198	108.4	1:44.358		83.94	0.657	16:11:25.144
5 -	32.967	88.7	46.558	81.0	25.295	108.7	1:44.820		83.57	1.119	16:13:09.964
6 -	32.575	89.4	***46.226***	84.7	25.154	108.9	1:43.955	**(2)**	84.26	0.254	16:14:53.919
7 -	32.407	89.7	46.958	85.2	25.000	108.4	1:44.365		83.93	0.664	16:16:38.284
8 -	32.288	89.5	46.617	79.8	25.053	108.4	1:43.958	**(3)**	84.26	0.257	16:18:22.242
9 -	32.907	87.2	46.603	79.2	25.024	108.2	1:44.534		83.79	0.833	16:20:06.776
10 -	33.001	88.3	46.916	84.4	25.534	106.8	1:45.451		83.07	1.750	16:21:52.227

P14 63 50 Matthew STURMER — Macon MR8

IDEAL LAP TIME : 1:42.762 BEST LAP TIME : 1:42.840 DIFFERENCE : 0.078

LAP	SECTOR 1		SECTOR 2		SECTOR 3		LAP TIME		MPH	DIFF	TIME OF DAY
1 -		90.5	46.349	78.3	25.193	***111.2***	1:52.785		77.66	9.945	16:06:09.259
2 -	32.664	90.6	45.914	84.0	24.897	110.3	1:43.475	**(3)**	84.65	0.635	16:07:52.734
3 -	32.083	***91.0***	46.259	***84.4***	***24.868***	110.5	1:43.210	**(2)**	84.87	0.370	16:09:35.944
4 -	***32.014***	90.5	***45.880***	80.7	24.946	110.0	***1:42.840***	**(1)**	***85.17***		***16:11:18.784***
5 -	32.133	90.8	1:01.231	73.1	25.787	108.7	1:59.151		73.51	16.311	16:13:17.935
6 -	32.551	88.4	47.796	80.1	25.252	108.4	1:45.599		82.95	2.759	16:15:03.534
7 -	32.522	89.3	46.742	83.8	25.025	108.0	1:44.289		83.99	1.449	16:16:47.823
8 -	32.546	88.8	47.642	80.0	25.550	107.8	1:45.738		82.84	2.898	16:18:33.561
9 -	34.556	85.5	48.293	82.0	25.735	106.6	1:48.584		80.67	5.744	16:20:22.145
10 -	32.680	89.0	47.012	84.3	25.236	107.3	1:44.928		83.48	2.088	16:22:07.073

P15 9 50 Kevin WILLIAMS — Merlyn Mk20A

IDEAL LAP TIME : 1:44.371 BEST LAP TIME : 1:44.420 DIFFERENCE : 0.049

LAP	SECTOR 1		SECTOR 2		SECTOR 3		LAP TIME		MPH	DIFF	TIME OF DAY
1 -		88.8	48.412	80.8	25.423	112.0	1:57.266		74.70	12.846	16:06:13.740
2 -	33.211	***91.3***	48.000	80.3	25.057	112.5	1:46.268		82.43	1.848	16:08:00.008
3 -	33.080	90.3	48.941	73.9	25.502	109.8	1:47.523		81.46	3.103	16:09:47.531
4 -	33.347	89.8	47.673	78.1	25.217	109.6	1:46.237		82.45	1.817	16:11:33.768
5 -	33.196	89.1	48.319	79.1	25.228	110.7	1:46.743		82.06	2.323	16:13:20.511
6 -	33.016	89.9	48.357	78.3	25.287	110.1	1:46.660		82.12	2.240	16:15:07.171
7 -	33.295	90.0	47.631	78.9	25.412	109.2	1:46.338		82.37	1.918	16:16:53.509
8 -	32.850	88.7	47.270	79.0	24.845	110.3	1:44.965	**(3)**	83.45	0.545	16:18:38.474
9 -	***32.491***	***91.3***	47.298	***82.8***	24.666	111.6	1:44.455	**(2)**	83.86	0.035	16:20:22.929
10 -	32.540	91.1	***47.250***	82.3	***24.630***	***113.3***	***1:44.420***	**(1)**	***83.89***		***16:22:07.349***

P16 27 50 Dick DIXON — Lotus 61

IDEAL LAP TIME : 1:44.080 BEST LAP TIME : 1:44.238 DIFFERENCE : 0.158

LAP	SECTOR 1		SECTOR 2		SECTOR 3		LAP TIME		MPH	DIFF	TIME OF DAY
1 -		90.1	48.982	73.1	25.654	109.4	1:56.742		75.03	12.504	16:06:13.216
2 -	32.954	92.9	48.272	77.2	25.437	110.1	1:46.663		82.12	2.425	16:07:59.879
3 -	33.808	90.5	49.266	73.0	25.206	112.0	1:48.280		80.89	4.042	16:09:48.159
4 -	33.363	89.1	47.389	74.6	25.348	110.0	1:46.100		82.56	1.862	16:11:34.259
5 -	33.454	89.1	47.908	77.1	25.560	110.0	1:46.922		81.92	2.684	16:13:21.181
6 -	32.661	90.3	48.376	75.7	25.115	111.1	1:46.152		82.52	1.914	16:15:07.333
7 -	33.532	87.9	47.565	75.4	25.251	***112.4***	1:46.348		82.36	2.110	16:16:53.681
8 -	33.096	85.8	47.355	77.6	24.920	110.5	1:45.371	**(3)**	83.13	1.133	16:18:39.052
9 -	***32.281***	91.0	47.317	***79.1***	24.922	111.1	1:44.520	**(2)**	83.81	0.282	16:20:23.572
10 -	32.439	***93.2***	***47.044***	78.6	***24.755***	111.2	***1:44.238***	**(1)**	***84.03***		***16:22:07.810***

HSCC Historic Formula Ford Championship

RACE 15 - SECTOR ANALYSIS

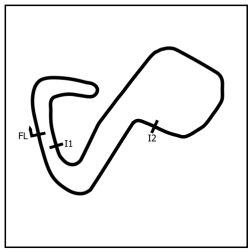

SECTOR 1 = FL to I1, SECTOR 2 = I1 to I2, SECTOR 3 = I2 to FL, DIFF = Difference To Personal Best Lap, P = Crossed Finish Line in Pit Lane, D = Time Disallowed

P17 65 50 Damian SAMUEL-CAMPS Merlyn Mk20

IDEAL LAP TIME : 1:44.778 BEST LAP TIME : 1:45.200 DIFFERENCE : 0.422

LAP	SECTOR 1		SECTOR 2		SECTOR 3		LAP TIME	MPH	DIFF	TIME OF DAY
1 -		86.9	49.582	69.8	26.306	112.0	2:00.511	72.68	15.311	16:06:16.985
2 -	33.501	90.1	47.868	77.7	25.289	105.6	1:46.658	82.13	1.458	16:08:03.643
3 -	34.169	90.0	47.819	82.9	25.460	109.6	1:47.448	81.52	2.248	16:09:51.091
4 -	33.931	89.7	48.645	***83.9***	25.286	110.9	1:47.862	81.21	2.662	16:11:38.953
5 -	33.040	***92.0***	47.246	80.2	25.193	111.2	1:45.479	83.04	0.279	16:13:24.432
6 -	32.960	91.0	47.199	81.2	25.178	110.9	1:45.337 **(2)**	83.16	0.137	16:15:09.769
7 -	32.920	91.3	47.412	81.3	25.248	110.9	1:45.580	82.96	0.380	16:16:55.349
8 -	32.920	91.9	47.472	80.1	***25.015***	***113.3***	1:45.407 **(3)**	83.10	0.207	16:18:40.756
9 -	33.634	90.0	***47.108***	82.0	25.085	109.1	1:45.827	82.77	0.627	16:20:26.583
10 -	***32.655***	90.6	47.369	83.8	25.176	109.2	***1:45.200*** **(1)**	***83.26***		***16:22:11.783***

P18 147 50 Louis HANJOUL Elden Mk8/10

IDEAL LAP TIME : 1:44.720 BEST LAP TIME : 1:45.059 DIFFERENCE : 0.339

LAP	SECTOR 1		SECTOR 2		SECTOR 3		LAP TIME	MPH	DIFF	TIME OF DAY
1 -		85.7	50.388	67.9	27.425	107.3	2:01.784	71.92	16.725	16:06:18.258
2 -	33.338	89.8	47.549	75.7	25.584	109.1	1:46.471	82.27	1.412	16:08:04.729
3 -	33.824	88.6	47.535	86.8	25.613	109.2	1:46.972	81.88	1.913	16:09:51.701
4 -	33.901	89.0	48.472	84.2	25.394	***110.3***	1:47.767	81.28	2.708	16:11:39.468
5 -	33.396	89.5	47.562	81.6	25.569	108.9	1:46.527	82.23	1.468	16:13:25.995
6 -	32.808	89.3	46.921	84.9	25.330	109.1	***1:45.059*** **(1)**	***83.38***		***16:15:11.054***
7 -	***32.720***	***90.0***	46.917	84.2	25.442	109.4	1:45.079 **(2)**	83.36	0.020	16:16:56.133
8 -	32.792	89.0	47.457	81.2	25.383	109.2	1:45.632	82.92	0.573	16:18:41.765
9 -	33.618	88.6	***46.827***	***87.1***	25.262	108.0	1:45.707	82.86	0.648	16:20:27.472
10 -	32.747	89.5	47.202	83.5	***25.173***	107.8	1:45.122 **(3)**	83.33	0.063	16:22:12.594

P19 93 50 Rudolf ERNST Titan Mk6

IDEAL LAP TIME : 1:44.935 BEST LAP TIME : 1:45.429 DIFFERENCE : 0.494

LAP	SECTOR 1		SECTOR 2		SECTOR 3		LAP TIME	MPH	DIFF	TIME OF DAY
1 -		84.2	49.322	64.7	26.458	108.2	2:01.347	72.18	15.918	16:06:17.821
2 -	33.134	***89.5***	47.809	78.8	25.360	***111.8***	1:46.303	82.40	0.874	16:08:04.124
3 -	34.141	89.0	47.819	78.2	25.964	110.5	1:47.924	81.16	2.495	16:09:52.048
4 -	33.862	89.0	48.643	82.3	25.263	111.4	1:47.768	81.28	2.339	16:11:39.816
5 -	33.472	88.4	47.792	82.4	25.316	110.1	1:46.580	82.19	1.151	16:13:26.396
6 -	32.999	89.2	47.774	***83.0***	***25.193***	111.4	1:45.966 **(3)**	82.66	0.537	16:15:12.362
7 -	33.215	88.7	***46.841***	79.1	25.411	110.0	1:45.467 **(2)**	83.05	0.038	16:16:57.829
8 -	33.022	89.3	47.250	81.6	26.234	108.7	1:46.506	82.24	1.077	16:18:44.335
9 -	33.468	88.7	47.359	78.1	25.819	107.8	1:46.646	82.13	1.217	16:20:30.981
10 -	***32.901***	88.7	47.071	80.1	25.457	108.9	***1:45.429*** **(1)**	***83.08***		***16:22:16.410***

P20 30 50 David SQUIRE Hawke DL2

IDEAL LAP TIME : 1:45.351 BEST LAP TIME : 1:45.748 DIFFERENCE : 0.397

LAP	SECTOR 1		SECTOR 2		SECTOR 3		LAP TIME	MPH	DIFF	TIME OF DAY
1 -		87.3	48.719	82.4	25.809	107.0	1:59.396	73.36	13.648	16:06:15.870
2 -	34.069	91.0	48.013	83.4	25.524	110.0	1:47.606	81.40	1.858	16:08:03.476
3 -	33.975	90.1	47.841	85.4	25.649	108.5	1:47.465	81.51	1.717	16:09:50.941
4 -	34.218	90.8	48.124	86.9	25.490	108.5	1:47.832	81.23	2.084	16:11:38.773
5 -	33.781	91.5	47.371	84.3	25.375	110.3	1:46.527 **(3)**	82.23	0.779	16:13:25.300
6 -	33.755	91.0	47.457	86.3	25.405	109.6	1:46.617	82.16	0.869	16:15:11.917
7 -	***33.116***	90.9	47.901	83.8	25.823	108.9	1:46.840	81.99	1.092	16:16:58.757
8 -	33.906	89.8	47.657	85.2	25.312	109.4	1:46.875	81.96	1.127	16:18:45.632
9 -	33.431	90.5	47.154	86.1	***25.183***	***110.7***	1:45.768 **(2)**	82.82	0.020	16:20:31.400
10 -	33.124	***91.6***	***47.052***	***88.4***	25.572	110.0	***1:45.748*** **(1)**	***82.83***		***16:22:17.148***

HSCC Historic Formula Ford Championship

RACE 15 - SECTOR ANALYSIS

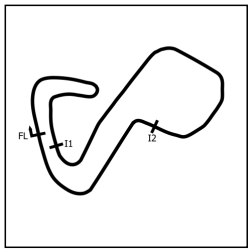

SECTOR 1 = FL to I1, SECTOR 2 = I1 to I2, SECTOR 3 = I2 to FL, DIFF = Difference To Personal Best Lap, P = Crossed Finish Line in Pit Lane, D = Time Disallowed

P21 76 50 Mark CARTER — Merlyn Mk20

IDEAL LAP TIME : 1:44.502 BEST LAP TIME : 1:44.869 DIFFERENCE : 0.367

LAP	SECTOR 1		SECTOR 2		SECTOR 3		LAP TIME	MPH	DIFF	TIME OF DAY
1 -		***89.9***	48.415	76.9	25.965	110.5	1:56.216	75.37	11.347	16:06:12.690
2 -	33.365	***89.9***	48.078	79.3	25.613	107.2	1:47.056	81.82	2.187	16:07:59.746
3 -	32.992	89.5	49.993	73.1	25.562	97.9	1:48.547	80.70	3.678	16:09:48.293
4 -	34.006	88.1	47.959	74.1	26.233	109.2	1:48.198	80.96	3.329	16:11:36.491
5 -	33.191	89.7	48.855	75.7	25.286	111.8	1:47.332	81.61	2.463	16:13:23.823
6 -	32.973	***89.9***	47.178	77.3	***24.975***	***112.5***	1:45.126 **(2)**	83.32	0.257	16:15:08.949
7 -	33.533	***89.9***	47.325	79.0	25.035	***112.5***	1:45.893	82.72	1.024	16:16:54.842
8 -	32.947	***89.9***	47.555	79.7	25.187	***112.5***	1:45.689 **(3)**	82.88	0.820	16:18:40.531
9 -	50.998	88.0	47.732	78.7	25.268	106.8	2:03.998	70.64	19.129	16:20:44.529
10 -	***32.515***	89.7	***47.012***	***84.7***	25.342	107.5	***1:44.869*** **(1)**	***83.53***		***16:22:29.398***

P22 47 50 Ian FERNIHOUGH — Titan Mk6

IDEAL LAP TIME : 1:46.252 BEST LAP TIME : 1:46.592 DIFFERENCE : 0.340

LAP	SECTOR 1		SECTOR 2		SECTOR 3		LAP TIME	MPH	DIFF	TIME OF DAY
1 -		85.4	50.114	65.4	26.712	106.3	2:01.955	71.82	15.363	16:06:18.429
2 -	33.463	86.7	***47.721***	76.4	25.408	110.5	***1:46.592*** **(1)**	***82.18***		***16:08:05.021***
3 -	33.788	87.4	48.219	78.9	25.345	***110.9***	1:47.352 **(2)**	81.59	0.760	16:09:52.373
4 -	33.820	87.7	48.828	***83.3***	***25.159***	110.5	1:47.807 **(3)**	81.25	1.215	16:11:40.180
5 -	33.414	***89.9***	1:05.304	53.0	28.789	106.1	2:07.507	68.70	20.915	16:13:47.687
6 -	33.926	87.9	49.025	72.4	25.909	106.3	1:48.860	80.46	2.268	16:15:36.547
7 -	33.524	88.4	48.892	75.7	25.714	106.3	1:48.130	81.01	1.538	16:17:24.677
8 -	***33.372***	89.1	48.628	76.1	26.193	107.2	1:48.193	80.96	1.601	16:19:12.870
9 -	34.366	88.0	49.459	72.0	26.031	104.2	1:49.856	79.73	3.264	16:21:02.726

P23 40 Peter LAVENDER — Merlyn Mk11A/17

IDEAL LAP TIME : 1:48.531 BEST LAP TIME : 1:48.951 DIFFERENCE : 0.420

LAP	SECTOR 1		SECTOR 2		SECTOR 3		LAP TIME	MPH	DIFF	TIME OF DAY
1 -		86.0	49.904	74.3	26.318	***109.4***	2:02.364	71.58	13.413	16:06:18.838
2 -	34.203	89.3	***48.567***	79.5	26.181	108.7	***1:48.951*** **(1)**	***80.40***		***16:08:07.789***
3 -	***34.036***	***89.5***	49.043	79.0	***25.928***	108.2	1:49.007 **(2)**	80.36	0.056	16:09:56.796
4 -	34.768	87.7	49.273	77.4	26.266	107.8	1:50.307 **(3)**	79.41	1.356	16:11:47.103
5 -	34.491	88.7	50.546	77.4	26.654	107.7	1:51.691	78.42	2.740	16:13:38.794
6 -	34.675	87.4	49.648	***80.9***	26.493	107.3	1:50.816	79.04	1.865	16:15:29.610
7 -	34.513	87.4	49.655	78.7	26.336	107.3	1:50.504	79.27	1.553	16:17:20.114
8 -	34.446	88.5	49.598	79.3	26.714	104.8	1:50.758	79.08	1.807	16:19:10.872
9 -	37.438	84.6	49.519	80.2	26.341	108.9	1:53.298	77.31	4.347	16:21:04.170

P24 70 Daniel STANZL — Elden Mk8

IDEAL LAP TIME : 1:39.847 BEST LAP TIME : 1:39.847 DIFFERENCE : 0.000

LAP	SECTOR 1		SECTOR 2		SECTOR 3		LAP TIME	MPH	DIFF	TIME OF DAY
1 -		92.1	46.536	87.1	24.315	106.3	1:48.830	80.49	8.983	16:06:05.304
2 -	31.973	90.5	44.873	89.2	24.135	107.0	1:40.981	86.74	1.134	16:07:46.285
3 -	31.579	89.3	45.150	90.1	24.065	104.6	1:40.794	86.90	0.947	16:09:27.079
4 -	31.637	90.0	44.707	89.3	24.114	105.8	1:40.458	87.19	0.611	16:11:07.537
5 -	31.679	89.7	45.868	87.4	24.021	111.8	1:41.568	86.24	1.721	16:12:49.105
6 -	31.719	92.4	44.747	90.8	24.005	110.3	1:40.471	87.18	0.624	16:14:29.576
7 -	31.630	91.3	44.725	***92.5***	24.044	112.0	1:40.399 **(3)**	87.25	0.552	16:16:09.975
8 -	***31.483***	91.6	***44.539***	91.1	***23.825***	***113.1***	***1:39.847*** **(1)**	***87.73***		***16:17:49.822***
9 -	31.599	***92.5***	44.606	91.5	24.051	112.4	1:40.256 **(2)**	87.37	0.409	16:19:30.078
10 -	31.858	***92.5***	45.222	***92.5***	24.076	112.9	1:41.156	86.59	1.309	16:21:11.234

Weather / Track : Sunny / Dry

Brands Hatch GP: 2.4332 miles
Date: 10/07/2022 Start: 16:04 Finish: 16:20

HSCC Historic Formula Ford Championship

RACE 15 - SECTOR ANALYSIS

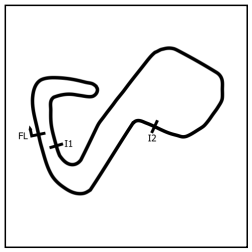

SECTOR 1 = FL to I1, SECTOR 2 = I1 to I2, SECTOR 3 = I2 to FL, DIFF = Difference To Personal Best Lap, P = Crossed Finish Line in Pit Lane, D = Time Disallowed

P25 97 50 Alan SCHMIDT Merlyn Mk20A

IDEAL LAP TIME : 1:44.882 BEST LAP TIME : 1:45.117 DIFFERENCE : 0.235

LAP	SECTOR 1		SECTOR 2		SECTOR 3		LAP TIME	MPH	DIFF	TIME OF DAY
1 -		88.0	49.105	73.2	26.055	107.8	2:00.292	72.82	15.175	16:06:16.766
2 -	32.750	88.3	47.771	75.9	25.741	107.7	1:46.262	82.43	1.145	16:08:03.028
3 -	32.817	89.7	47.576	75.5	25.343	***109.6***	1:45.736 **(3)**	82.84	0.619	16:09:48.764
4 -	33.636	89.5	47.706	76.3	25.962	107.0	1:47.304	81.63	2.187	16:11:36.068
5 -	34.044	89.0	47.996	83.2	25.528	108.0	1:47.568	81.43	2.451	16:13:23.636
6 -	***32.571***	89.8	47.385	***87.6***	***25.161***	109.1	***1:45.117*** **(1)**	***83.33***		***16:15:08.753***
7 -	32.781	***89.9***	47.849	84.0	25.298	108.4	1:45.928	82.69	0.811	16:16:54.681
8 -	33.261	***89.9***	***47.150***	85.5	25.233	108.7	1:45.644 **(2)**	82.91	0.527	16:18:40.325

Weather / Track : Sunny / Dry

Brands Hatch GP: 2.4332 miles
Date: 10/07/2022 Start: 16:04 Finish: 16:20

HSCC Historic Formula Ford Championship

RACE 15 - BEST SECTORS

	SECTOR 1			SECTOR 2			SECTOR 3			IDEAL / BEST COMPARISON					
POS	NO	NAME	TIME	NO	NAME	TIME	NO	NAME	TIME	POS	NO	NAME	IDEAL	BEST	DIFF
												PERFECT LAP	1:37.951		
1	8	HARRISON	30.782	8	HARRISON	43.583	8	HARRISON	23.586	1	8	HARRISON	1:37.951	1:37.951	0.000
2	158	STUTELY	31.063	36	SMITH	44.289	70	STANZL	23.825	2	158	STUTELY	1:39.603	1:39.717	0.114
3	25	PORRITT	31.214	158	STUTELY	44.423	25	PORRITT	23.982	3	36	SMITH	1:39.670	1:40.018	0.348
4	15	WRIGLEY	31.330	15	WRIGLEY	44.503	15	WRIGLEY	23.995	4	25	PORRITT	1:39.766	1:40.071	0.305
5	36	SMITH	31.354	70	STANZL	44.539	36	SMITH	24.027	5	15	WRIGLEY	1:39.828	1:39.865	0.037
6	16	TOYNE	31.358	25	PORRITT	44.570	158	STUTELY	24.117	6	70	STANZL	1:39.847	1:39.847	0.000
7	69	CHAPMAN	31.455	69	CHAPMAN	44.842	69	CHAPMAN	24.126	7	69	CHAPMAN	1:40.423	1:41.009	0.586
8	134	RAWLINSON	31.474	22	BRISE	44.966	134	RAWLINSON	24.179	8	16	TOYNE	1:40.699	1:41.212	0.513
9	70	STANZL	31.483	41	UNSWORTH	45.045	41	UNSWORTH	24.217	9	22	BRISE	1:40.726	1:41.264	0.538
10	22	BRISE	31.515	16	TOYNE	45.111	16	TOYNE	24.230	10	41	UNSWORTH	1:40.835	1:41.083	0.248
11	41	UNSWORTH	31.573	134	RAWLINSON	45.447	22	BRISE	24.245	11	134	RAWLINSON	1:41.100	1:41.228	0.128
12	20	STANZL	31.865	20	STANZL	45.592	20	STANZL	24.315	12	20	STANZL	1:41.772	1:42.132	0.360
13	63	STURMER	32.014	98	STUART	45.756	98	STUART	24.510	13	98	STUART	1:42.321	1:42.500	0.179
14	98	STUART	32.055	63	STURMER	45.880	9	WILLIAMS	24.630	14	63	STURMER	1:42.762	1:42.840	0.078
15	77	SHARPLES	32.159	77	SHARPLES	46.226	27	DIXON	24.755	15	77	SHARPLES	1:43.289	1:43.701	0.412
16	27	DIXON	32.281	147	HANJOUL	46.827	63	STURMER	24.868	16	27	DIXON	1:44.080	1:44.238	0.158
17	9	WILLIAMS	32.491	93	ERNST	46.841	77	SHARPLES	24.904	17	9	WILLIAMS	1:44.371	1:44.420	0.049
18	76	CARTER	32.515	76	CARTER	47.012	76	CARTER	24.975	18	76	CARTER	1:44.502	1:44.869	0.367
19	97	SCHMIDT	32.571	27	DIXON	47.044	65	SAMUEL-CAMPS	25.015	19	147	HANJOUL	1:44.720	1:45.059	0.339
20	65	SAMUEL-CAMPS	32.655	30	SQUIRE	47.052	47	FERNIHOUGH	25.159	20	65	SAMUEL-CAMPS	1:44.778	1:45.200	0.422
21	147	HANJOUL	32.720	65	SAMUEL-CAMPS	47.108	97	SCHMIDT	25.161	21	97	SCHMIDT	1:44.882	1:45.117	0.235
22	93	ERNST	32.901	97	SCHMIDT	47.150	147	HANJOUL	25.173	22	93	ERNST	1:44.935	1:45.429	0.494
23	30	SQUIRE	33.116	9	WILLIAMS	47.250	30	SQUIRE	25.183	23	30	SQUIRE	1:45.351	1:45.748	0.397
24	47	FERNIHOUGH	33.372	47	FERNIHOUGH	47.721	93	ERNST	25.193	24	47	FERNIHOUGH	1:46.252	1:46.592	0.340
25	40	LAVENDER	34.036	40	LAVENDER	48.567	40	LAVENDER	25.928	25	40	LAVENDER	1:48.531	1:48.951	0.420

Weather / Track : Sunny / Dry

Brands Hatch GP: 2.4332 miles
Date: 10/07/2022 Start: 16:04 Finish: 16:20

Results can be found at www.tsl-timing.com

Printed - 16:26 Sunday, 10 July 2022

HSCC Historic Formula Ford Championship

RACE 15 - BEST SPEEDS

	INTERMEDIATE 1			INTERMEDIATE 2			FINISH LINE		
POS	NO	NAME	MPH	NO	NAME	MPH	NO	NAME	MPH
1	16	TOYNE	95.3	8	HARRISON	94.5	16	TOYNE	116.5
2	22	BRISE	94.9	70	STANZL	92.5	25	PORRITT	116.1
3	25	PORRITT	94.3	36	SMITH	92.1	15	WRIGLEY	114.5
4	36	SMITH	94.2	25	PORRITT	90.8	36	SMITH	114.3
5	15	WRIGLEY	94.1	15	WRIGLEY	90.1	22	BRISE	114.3
6	158	STUTELY	93.8	22	BRISE	90.1	69	CHAPMAN	114.1
7	69	CHAPMAN	93.8	16	TOYNE	89.7	20	STANZL	113.7
8	8	HARRISON	93.7	158	STUTELY	89.5	98	STUART	113.7
9	134	RAWLINSON	93.5	41	UNSWORTH	88.7	134	RAWLINSON	113.5
10	27	DIXON	93.2	30	SQUIRE	88.4	9	WILLIAMS	113.3
11	98	STUART	92.9	69	CHAPMAN	88.0	65	SAMUEL-CAMPS	113.3
12	70	STANZL	92.5	97	SCHMIDT	87.6	41	UNSWORTH	113.1
13	41	UNSWORTH	92.3	147	HANJOUL	87.1	70	STANZL	113.1
14	20	STANZL	92.3	20	STANZL	87.0	76	CARTER	112.5
15	65	SAMUEL-CAMPS	92.0	134	RAWLINSON	86.3	27	DIXON	112.4
16	30	SQUIRE	91.6	77	SHARPLES	86.0	8	HARRISON	112.0
17	9	WILLIAMS	91.3	98	STUART	85.4	93	ERNST	111.8
18	77	SHARPLES	91.0	76	CARTER	84.7	63	STURMER	111.2
19	63	STURMER	91.0	63	STURMER	84.4	158	STUTELY	111.1
20	147	HANJOUL	90.0	65	SAMUEL-CAMPS	83.9	47	FERNIHOUGH	110.9
21	76	CARTER	89.9	47	FERNIHOUGH	83.3	30	SQUIRE	110.7
22	47	FERNIHOUGH	89.9	93	ERNST	83.0	147	HANJOUL	110.3
23	97	SCHMIDT	89.9	9	WILLIAMS	82.8	97	SCHMIDT	109.6
24	93	ERNST	89.5	40	LAVENDER	80.9	77	SHARPLES	109.4
25	40	LAVENDER	89.5	27	DIXON	79.1	40	LAVENDER	109.4

Weather / Track : Sunny / Dry

Brands Hatch GP: 2.4332 miles
Date: 10/07/2022 Start: 16:04 Finish: 16:20

Results can be found at www.tsl-timing.com

Printed - 16:26 Sunday, 10 July 2022

HSCC Historic Formula Ford Championship

RACE 15 - STATISTICS

Competitors Started	25
Planned Start	2022-07-10 @ 16:01:00.000
Actual Start	2022-07-10 @ 16:04:16.473
Finish Time	2022-07-10 @ 16:20:53.000
Track Length	2.4332mi.
Total Laps	246
Total Distance Covered	598.5892mi.

Session Fastest Lap History

NO	CL	NAME	LAP TIME	TIME OF DAY	LAP	VEHICLE
8		**Samuel HARRISON**	**1:43.834**	16:06:00.332	1	Merlyn Mk20
8		**Samuel HARRISON**	**1:37.951**	16:07:38.283	2	Merlyn Mk20

Session Leader History

NO	CL	NAME	FROM LAP	LAPS LED	DISTANCE	VEHICLE
8		**Samuel HARRISON**	1	10	24.33 miles	Merlyn Mk20

Flag History

TYPE	TIME OF DAY
GREEN	16:04:16.473
FINISH	16:20:53.000

Flag Statistics

TYPE	COUNT	TOTAL LAPS	TOTAL TIME
Green	1	10	21:46.679
Red	0	0	0.000
Safety Car	0	0	0.000
FCY	0	0	0.000

Weather / Track : Sunny / Dry

Brands Hatch GP: 2.4332 miles
Date: 10/07/2022 Start: 16:04 Finish: 16:20

HSCC Historic Formula Ford Championship

RACE 15 - STATISTICS

CLASS : 8 Starters

Fastest Lap History

NO	NAME	LAP TIME	TIME OF DAY	LAP	VEHICLE
8	**Samuel HARRISON**	**1:43.834**	16:06:00.332	1	Merlyn Mk20
8	**Samuel HARRISON**	**1:37.951**	16:07:38.283	2	Merlyn Mk20

Leader History

NO	NAME	FROM LAP	LAPS LED	DISTANCE	VEHICLE
8	**Samuel HARRISON**	1	10	24.33 miles	Merlyn Mk20

HSCC Historic Formula Ford Championship

RACE 15 - STATISTICS

CLASS : 50

17 Starters

Fastest Lap History

NO	NAME	LAP TIME	TIME OF DAY	LAP	VEHICLE
36	**Rob SMITH**	**1:49.366**	16:06:05.858	1	Merlyn Mk20
36	**Rob SMITH**	**1:40.852**	16:07:46.709	2	Merlyn Mk20
25	**Chris PORRITT**	**1:40.804**	16:09:29.065	3	Merlyn Mk20A
36	**Rob SMITH**	**1:40.785**	16:11:08.638	4	Merlyn Mk20
25	**Chris PORRITT**	**1:40.071**	16:11:09.136	4	Merlyn Mk20A
36	**Rob SMITH**	**1:40.018**	16:16:10.436	7	Merlyn Mk20

Leader History

NO	NAME	FROM LAP	LAPS LED	DISTANCE	VEHICLE
36	**Rob SMITH**	1	10	24.33 miles	Merlyn Mk20

Weather / Track : Sunny / Dry

Brands Hatch GP: 2.4332 miles
Date: 10/07/2022 Start: 16:04 Finish: 16:20

HSCC/FJHRA SILVERLINE HISTORIC FORMULA JUNIOR

Formula Junior single-seater racing cars 1958-1963

Legends of Brands Hatch Super Prix

Brands Hatch GP

10th July 2022

Timing & Results Provided by Timing Solutions Ltd

www.tsl-timing.com

Brands Hatch GP

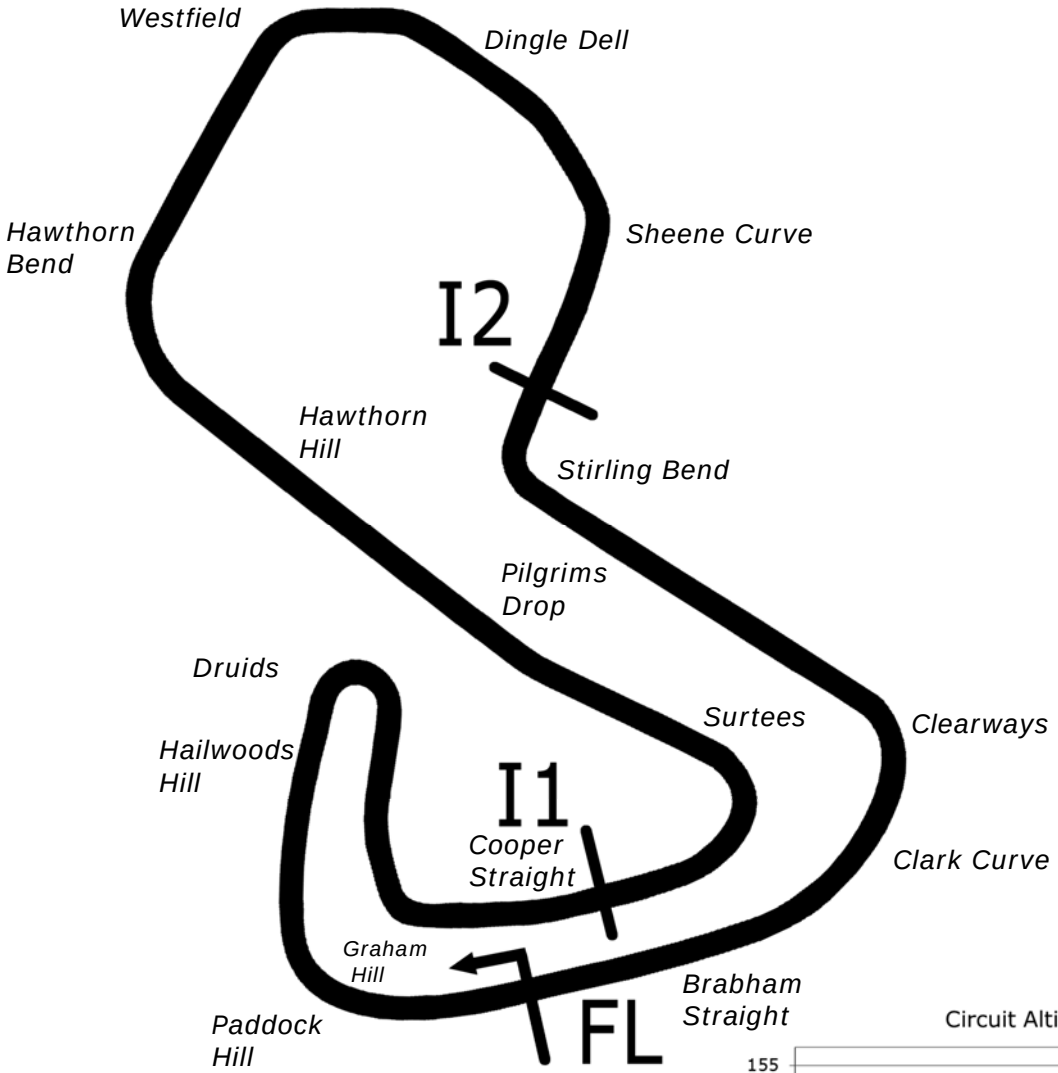

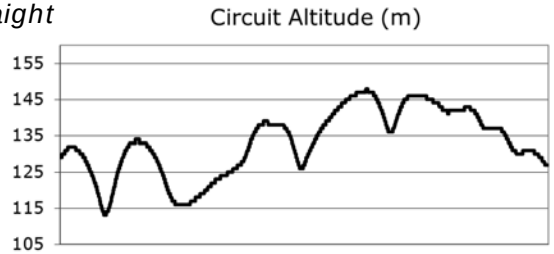

Length	2.4332 miles	3916.0 m	
FL		51.36032 N	0.26032 E
I1	1116m	51.35934 N	0.25955 E
I2	2928m	51.35532 N	0.26250 E
Pit Entry	3646m	51.35911 N	0.25743 E
Pit Exit	26m after FL	51.36027 N	0.26078 E

Pit Entry–Pit Exit 277m, 19.9s @50kph, 16.6s @60kph

All results available at www.tsl-timing.com

Sheet No:	Issue Time:

FJHRA / HSCC Historic Formula Junior Championship

QUALIFYING - RACE 17 - CLASSIFICATION

POS	NO	CL	PIC	NAME	ENTRY	TIME	ON	LAPS	GAP	DIFF	MPH
1	167	E1	1	Michael O'BRIEN	Brabham BT6	1:39.693	3	8			87.86
2	194	E1	2	Clive RICHARDS	Lotus 22	1:39.994	3	8	0.301	0.301	87.60
3	68	E1	3	James MURRAY	Lola Mk5A	1:43.872	3	8	4.179	3.878	84.33
4	50	E1	4	Philipp BUHOFER	Lotus 27	1:44.147	8	8	4.454	0.275	84.11
5	76	E1	5	Tim CHILD	Lotus 22	1:44.254	8	8	4.561	0.107	84.02
6	148	D2	1	Benn SIMMS	Caravelle Mk2	1:44.803	8	8	5.110	0.549	83.58
7	12	D2	2	Stuart ROACH	Alexis Mk3	1:45.906	8	8	6.213	1.103	82.71
8	5	E1	6	Robin LONGDON	Lola Mk5A	1:46.688	2	7	6.995	0.782	82.10
9	85	D2	3	John CHISHOLM	Gemini Mk3A	1:47.023	3	8	7.330	0.335	81.85
10	93	E1	7	Rudolf ERNST	Lotus 22	1:48.966	8	8	9.273	1.943	80.39
11	39	C2	1	Nic CARLTON-SMITH	Kieft FJ	1:49.611	7	8	9.918	0.645	79.91
12	166	E1	8	Geoff UNDERWOOD	Brabham BT2	1:52.424	2	8	12.731	2.813	77.91
13	65	E1	9	Richard FERRIS	Donford FJ	1:56.362	2	8	16.669	3.938	75.28
14	14	B2	1	Crispian BESLEY	Elva 100	1:57.843	2	6	18.150	1.481	74.33
15	133	C2	2	Stuart TIZZARD	Cooper T56	1:58.181	2	7	18.488	0.338	74.12
16	48	C2	3	Simon HEWES	Lotus 18	2:00.119	7	7	20.426	1.938	72.92
17	42	D2	4	Martin AUBERT	Lotus 20	2:00.622	7	7	20.929	0.503	72.62
18	3	B2	2	Justin FLEMING	Lola Mk2	2:01.262	2	7	21.569	0.640	72.23
19	7	B2	3	Duncan RABAGLIATI	Alexis HF1	2:06.576	2	6	26.883	5.314	69.20
20	60	E1	10	Syd FRASER	Lotus 20/22	2:06.863	2	7	27.170	0.287	69.04
21	23	B2	4	Keith ROACH	Condor S2	2:08.172	2	7	28.479	1.309	68.34
22	17	C2	4	Peter FENICHEL	Cooper T56	2:11.139	2	2	31.446	2.967	66.79
23	131	B2	5	Dave WALL	Gemini Mk11	2:13.276	7	7	33.583	2.137	65.72
24	31	C1	1	Peter EDBROOKE	Lotus 18	2:19.947	2	6	40.254	6.671	62.59
25	45	C2	5	Hans CIERS	Lotus 18	2:38.347	2	5	58.654	18.400	55.32

Weather / Track : Sunny / Dry

Brands Hatch GP: 2.4332 miles

These results are provisional until the conclusion of any judicial and technical matters.

Date: 10/07/2022 Start: 10:58 Finish: 11:17

Clerk Of Course : Julian Floyd	Stewards :	Timekeeper : Nick Palmer

Results can be found at www.tsl-timing.com

Printed - 11:21 Sunday, 10 July 2022

FJHRA / HSCC Historic Formula Junior Championship

QUALIFYING - RACE 17 - SECTOR ANALYSIS

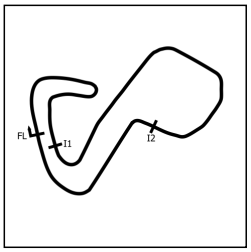

SECTOR 1 = FL to I1, SECTOR 2 = I1 to I2, SECTOR 3 = I2 to FL, DIFF = Difference To Personal Best Lap, P = Crossed Finish Line in Pit Lane, D = Time Disallowed

P1 167 E1 Michael O'BRIEN — Brabham BT6

IDEAL LAP TIME : 1:39.158 BEST LAP TIME : 1:39.693 DIFFERENCE : 0.535

LAP	SECTOR 1		SECTOR 2		SECTOR 3		LAP TIME		MPH	DIFF	TIME OF DAY
1 -	OUTLAP	87.9	47.235	62.2	31.708	114.9	1:56.387		75.26	16.694	11:00:25.215
2 -	31.819	***97.9***	45.141	***85.0***	24.745	110.1	1:41.705	(2)	86.12	2.012	11:02:06.920
3 -	31.672	96.9	***44.228***	83.9	***23.793***	117.9	***1:39.693***	(1)	***87.86***		***11:03:46.613***
4 -	35.416	62.4	1:18.147	44.0	46.841	50.8	2:40.404		54.61	1:00.711	11:06:27.017
5 -	59.387	36.5	1:18.672	47.9	45.574	67.2	3:03.633		47.70	1:23.940	11:09:30.650
6 -	48.116	50.8	1:24.169	28.9	IN PIT		6:01.026	P	24.26	4:21.333	11:15:31.676
7 -	OUTLAP	96.4	47.861	79.6	24.325	***118.1***	1:46.793		82.02	7.100	11:17:18.469
8 -	***31.137***	96.4	44.852	76.5	29.124	97.3	1:45.113	(3)	83.33	5.420	11:19:03.582

P2 194 E1 Clive RICHARDS — Lotus 22

IDEAL LAP TIME : 1:39.994 BEST LAP TIME : 1:39.994 DIFFERENCE : 0.000

LAP	SECTOR 1		SECTOR 2		SECTOR 3		LAP TIME		MPH	DIFF	TIME OF DAY
1 -	OUTLAP	93.4	46.563	75.6	25.260	115.3	1:48.994		80.36	9.000	11:00:20.842
2 -	32.253	96.5	45.131	85.8	24.419	116.5	1:41.803	(3)	86.04	1.809	11:02:02.645
3 -	***31.447***	***97.8***	***44.638***	***87.1***	***23.909***	117.3	***1:39.994***	(1)	***87.60***		***11:03:42.639***
4 -	37.878	56.0	1:17.415	45.8	45.879	57.6	2:41.172		54.35	1:01.178	11:06:23.811
5 -	57.091	48.5	1:22.107	47.3	42.268	53.7	3:01.466		48.27	1:21.472	11:09:25.277
6 -	51.776	55.7	1:22.569	33.3	IN PIT		5:44.486	P	25.42	4:04.492	11:15:09.763
7 -	OUTLAP	89.5	54.522	80.8	24.306	117.1	2:03.495		70.93	23.501	11:17:13.258
8 -	31.880	97.1	45.172	85.8	23.990	***117.7***	1:41.042	(2)	86.69	1.048	11:18:54.300

P3 68 E1 James MURRAY — Lola Mk5A

IDEAL LAP TIME : 1:43.251 BEST LAP TIME : 1:43.872 DIFFERENCE : 0.621

LAP	SECTOR 1		SECTOR 2		SECTOR 3		LAP TIME		MPH	DIFF	TIME OF DAY
1 -	OUTLAP	77.7	49.610	74.9	25.674	114.7	1:51.818		78.34	7.946	11:00:26.903
2 -	33.590	85.7	46.947	76.7	25.096	107.0	1:45.633		82.92	1.761	11:02:12.536
3 -	33.030	88.1	***45.699***	***84.5***	25.143	115.1	***1:43.872***	(1)	***84.33***		***11:03:56.408***
4 -	35.614	66.5	1:41.148	35.7	56.414	42.5	3:13.176		45.34	1:29.304	11:07:09.584
5 -	1:32.411	26.8	2:24.330	26.8	1:13.390	29.8	5:10.131		28.24	3:26.259	11:12:19.715
6 -	1:22.832	27.8	1:21.012	53.1	33.097	109.2	3:16.941		44.47	1:33.069	11:15:36.656
7 -	33.681	93.3	46.271	82.0	***24.926***	115.7	1:44.878	(3)	83.52	1.006	11:17:21.534
8 -	***32.626***	***93.8***	46.404	84.2	25.067	***116.3***	1:44.097	(2)	84.15	0.225	11:19:05.631

P4 50 E1 Philipp BUHOFER — Lotus 27

IDEAL LAP TIME : 1:43.563 BEST LAP TIME : 1:44.147 DIFFERENCE : 0.584

LAP	SECTOR 1		SECTOR 2		SECTOR 3		LAP TIME		MPH	DIFF	TIME OF DAY
1 -	OUTLAP	89.9	47.793	74.6	26.640	114.5	1:52.042		78.18	7.895	11:00:21.683
2 -	***32.823***	***95.8***	46.611	***83.8***	25.554	114.7	1:44.988	(3)	83.43	0.841	11:02:06.671
3 -	32.832	95.1	***46.276***	74.6	25.103	116.7	1:44.211	(2)	84.05	0.064	11:03:50.882
4 -	37.936	44.0	1:43.439	34.9	56.497	43.5	3:17.872		44.27	1:33.725	11:07:08.754
5 -	1:33.120	26.3	2:23.536	27.5	1:13.742	33.9	5:10.398		28.22	3:26.251	11:12:19.152
6 -	1:23.431	27.4	1:20.112	55.1	33.312	110.5	3:16.855		44.49	1:32.708	11:15:36.007
7 -	33.921	95.1	48.062	81.5	24.640	117.3	1:46.623		82.15	2.476	11:17:22.630
8 -	32.890	94.7	46.793	83.3	***24.464***	***118.3***	***1:44.147***	(1)	***84.11***		***11:19:06.777***

P5 76 E1 Tim CHILD — Lotus 22

IDEAL LAP TIME : 1:43.592 BEST LAP TIME : 1:44.254 DIFFERENCE : 0.662

LAP	SECTOR 1		SECTOR 2		SECTOR 3		LAP TIME		MPH	DIFF	TIME OF DAY
1 -	OUTLAP	79.4	49.611	75.7	25.761	114.9	1:53.620		77.09	9.366	11:00:26.681
2 -	33.506	***90.5***	48.365	77.7	25.073	114.9	1:46.944		81.91	2.690	11:02:13.625
3 -	33.072	88.6	***46.344***	75.8	24.963	118.3	1:44.379	(2)	83.92	0.125	11:03:58.004
4 -	35.781	66.1	1:40.675	33.4	56.201	41.7	3:12.657		45.46	1:28.403	11:07:10.661
5 -	1:32.931	24.8	2:24.160	25.8	1:13.101	33.6	5:10.192		28.24	3:25.938	11:12:20.853
6 -	1:24.087	28.7	1:19.941	45.9	32.914	108.9	3:16.942		44.47	1:32.688	11:15:37.795
7 -	33.846	86.7	47.139	72.3	***24.698***	***119.1***	1:45.683	(3)	82.88	1.429	11:17:23.478
8 -	***32.550***	89.9	46.596	***78.3***	25.108	117.5	***1:44.254***	(1)	***84.02***		***11:19:07.732***

Weather / Track : Sunny / Dry

Brands Hatch GP: 2.4332 miles
Date: 10/07/2022 Start: 10:58 Finish: 11:17

FJHRA / HSCC Historic Formula Junior Championship

QUALIFYING - RACE 17 - SECTOR ANALYSIS

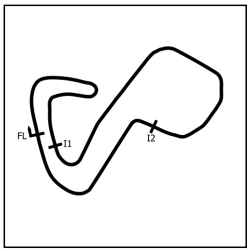

SECTOR 1 = FL to I1, SECTOR 2 = I1 to I2, SECTOR 3 = I2 to FL, DIFF = Difference To Personal Best Lap, P = Crossed Finish Line in Pit Lane, D = Time Disallowed

P6 148 D2 Benn SIMMS — Caravelle Mk2

IDEAL LAP TIME : 1:44.484 BEST LAP TIME : 1:44.803 DIFFERENCE : 0.319

LAP	SECTOR 1		SECTOR 2		SECTOR 3		LAP TIME		MPH	DIFF	TIME OF DAY
1 -	OUTLAP	84.3	49.248	73.2	25.947	113.3	1:52.245		78.04	7.442	11:00:25.998
2 -	33.830	***91.6***	47.243	75.2	25.165	112.2	1:46.238	(3)	82.45	1.435	11:02:12.236
3 -	***32.974***	89.8	***46.757***	***76.9***	25.483	113.3	1:45.214	(2)	83.25	0.411	11:03:57.450
4 -	35.309	65.9	1:41.169	33.5	56.356	41.1	3:12.834		45.42	1:28.031	11:07:10.284
5 -	1:32.775	26.0	2:24.242	25.5	1:12.952	30.8	5:09.969		28.26	3:25.166	11:12:20.253
6 -	1:23.606	27.7	1:20.488	48.4	32.536	108.5	3:16.630		44.54	1:31.827	11:15:36.883
7 -	34.217	88.4	47.400	73.0	25.012	115.3	1:46.629		82.15	1.826	11:17:23.512
8 -	33.184	91.1	46.866	74.1	***24.753***	***116.1***	***1:44.803***	(1)	***83.58***		***11:19:08.315***

P7 12 D2 Stuart ROACH — Alexis Mk3

IDEAL LAP TIME : 1:45.763 BEST LAP TIME : 1:45.906 DIFFERENCE : 0.143

LAP	SECTOR 1		SECTOR 2		SECTOR 3		LAP TIME		MPH	DIFF	TIME OF DAY
1 -	OUTLAP	83.2	49.563	71.2	25.916	111.6	1:53.944		76.87	8.038	11:00:30.057
2 -	34.404	89.9	47.829	76.1	25.223	***113.9***	1:47.456		81.52	1.550	11:02:17.513
3 -	33.923	90.8	***47.170***	76.4	25.204	112.7	1:46.297	(2)	82.40	0.391	11:04:03.810
4 -	39.499	63.1	1:33.292	32.2	56.654	43.1	3:09.445		46.23	1:23.539	11:07:13.255
5 -	1:33.406	25.1	2:23.952	25.9	1:11.864	34.6	5:09.222		28.32	3:23.316	11:12:22.477
6 -	1:25.039	24.4	1:19.409	51.1	33.790	89.7	3:18.238		44.18	1:32.332	11:15:40.715
7 -	34.077	89.1	47.389	79.6	***25.172***	113.5	1:46.638	(3)	82.14	0.732	11:17:27.353
8 -	***33.421***	***92.5***	47.291	***79.7***	25.194	113.5	***1:45.906***	(1)	***82.71***		***11:19:13.259***

P8 5 E1 Robin LONGDON — Lola Mk5A

IDEAL LAP TIME : 1:44.664 BEST LAP TIME : 1:46.688 DIFFERENCE : 2.024

LAP	SECTOR 1		SECTOR 2		SECTOR 3		LAP TIME		MPH	DIFF	TIME OF DAY
1 -	OUTLAP	74.3	53.805	68.6	29.794	104.8	2:06.365		69.32	19.677	11:00:59.113
2 -	33.963	88.0	47.865	80.8	***24.860***	***114.5***	***1:46.688***	(1)	***82.10***		***11:02:45.801***
3 -	***32.934***	***91.8***	***46.870***	***82.6***	28.355	90.1	1:48.159	(2)	80.99	1.471	11:04:33.960
4 -	35.962	86.7	1:12.273	30.3	56.543	43.4	2:44.778		53.16	58.090	11:07:18.738
5 -	1:37.217	25.3	2:19.829	28.4	IN PIT		7:04.331	P	20.64	5:17.643	11:14:23.069
6 -	OUTLAP	68.4	56.734	76.6	25.516	114.3	2:06.110		69.46	19.422	11:16:29.179
7 -	33.430	82.6	53.804	73.1	26.407	100.9	1:53.641	(3)	77.08	6.953	11:18:22.820

P9 85 D2 John CHISHOLM — Gemini Mk3A

IDEAL LAP TIME : 1:46.660 BEST LAP TIME : 1:47.023 DIFFERENCE : 0.363

LAP	SECTOR 1		SECTOR 2		SECTOR 3		LAP TIME		MPH	DIFF	TIME OF DAY
1 -	OUTLAP	78.7	54.746	69.4	26.967	111.2	2:02.705		71.38	15.682	11:00:53.740
2 -	34.807	90.9	***48.304***	75.6	***25.352***	113.1	1:48.463	(3)	80.76	1.440	11:02:42.203
3 -	***33.004***	90.9	48.311	74.5	25.708	107.5	***1:47.023***	(1)	***81.85***		***11:04:29.226***
4 -	37.460	84.3	1:14.553	28.1	55.842	38.7	2:47.855		52.18	1:00.832	11:07:17.081
5 -	1:36.083	23.4	2:21.777	28.3	1:11.466	32.0	5:09.326		28.31	3:22.303	11:12:26.407
6 -	1:26.175	22.2	1:18.392	48.2	30.990	88.6	3:15.557		44.79	1:28.534	11:15:41.964
7 -	36.934	87.3	49.119	***77.4***	25.357	***113.7***	1:51.410		78.62	4.387	11:17:33.374
8 -	33.196	***91.6***	49.440	77.1	25.636	111.1	1:48.272	(2)	80.90	1.249	11:19:21.646

P10 93 E1 Rudolf ERNST — Lotus 22

IDEAL LAP TIME : 1:46.809 BEST LAP TIME : 1:48.966 DIFFERENCE : 2.157

LAP	SECTOR 1		SECTOR 2		SECTOR 3		LAP TIME		MPH	DIFF	TIME OF DAY
1 -	OUTLAP	83.8	53.008	74.1	28.652	107.3	2:04.742		70.22	15.776	11:00:46.435
2 -	34.840	91.5	48.519	72.4	26.769	108.4	1:50.128	(2)	79.54	1.162	11:02:36.563
3 -	33.760	90.1	49.457	***82.7***	27.962	94.3	1:51.179		78.79	2.213	11:04:27.742
4 -	37.522	79.6	1:15.239	28.2	55.677	41.3	2:48.438		52.00	59.472	11:07:16.180
5 -	1:35.538	22.0	2:22.108	23.9	1:11.953	30.2	5:09.599		28.29	3:20.633	11:12:25.779
6 -	1:25.715	21.5	1:18.499	46.5	31.409	85.1	3:15.623		44.77	1:26.657	11:15:41.402
7 -	36.799	88.1	***47.540***	79.6	25.901	111.8	1:50.240	(3)	79.46	1.274	11:17:31.642
8 -	***33.706***	***92.1***	49.697	79.5	***25.563***	***112.9***	***1:48.966***	(1)	***80.39***		***11:19:20.608***

Weather / Track : Sunny / Dry

Brands Hatch GP: 2.4332 miles
Date: 10/07/2022 Start: 10:58 Finish: 11:17

FJHRA / HSCC Historic Formula Junior Championship

QUALIFYING - RACE 17 - SECTOR ANALYSIS

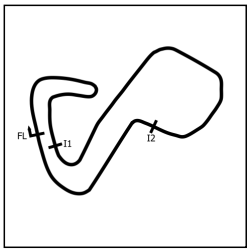

SECTOR 1 = FL to I1, SECTOR 2 = I1 to I2, SECTOR 3 = I2 to FL, DIFF = Difference To Personal Best Lap, P = Crossed Finish Line in Pit Lane, D = Time Disallowed

P11 39 C2 Nic CARLTON-SMITH — Kieft FJ

IDEAL LAP TIME : 1:48.087 BEST LAP TIME : 1:49.611 DIFFERENCE : 1.524

LAP	SECTOR 1		SECTOR 2		SECTOR 3		LAP TIME		MPH	DIFF	TIME OF DAY
1 -	OUTLAP	76.4	52.172	70.9	27.171	111.8	1:59.459		73.32	9.848	11:00:30.733
2 -	35.104	86.2	50.101	69.5	26.693	112.9	1:51.898		78.28	2.287	11:02:22.631
3 -	34.919	82.1	***48.512***	***77.8***	26.627	87.7	1:50.058	(3)	79.59	0.447	11:04:12.689
4 -	40.829	71.8	1:23.906	31.9	56.514	40.5	3:01.249		48.33	1:11.638	11:07:13.938
5 -	1:34.251	26.4	2:23.239	25.4	1:11.787	35.1	5:09.277		28.32	3:19.666	11:12:23.215
6 -	1:25.023	23.2	1:19.258	52.0	33.377	92.0	3:17.658		44.31	1:28.047	11:15:40.873
7 -	34.944	82.1	48.841	75.1	25.826	***113.1***	***1:49.611***	(1)	***79.91***		***11:17:30.484***
8 -	***34.019***	***89.1***	50.088	77.4	***25.556***	112.0	1:49.663	(2)	79.87	0.052	11:19:20.147

P12 166 E1 Geoff UNDERWOOD — Brabham BT2

IDEAL LAP TIME : 1:52.241 BEST LAP TIME : 1:52.424 DIFFERENCE : 0.183

LAP	SECTOR 1		SECTOR 2		SECTOR 3		LAP TIME		MPH	DIFF	TIME OF DAY
1 -	OUTLAP	90.0	52.727	70.7	27.479	108.0	1:59.456		73.33	7.032	11:00:30.025
2 -	35.340	***91.6***	***50.237***	69.7	***26.847***	***112.7***	***1:52.424***	(1)	***77.91***		***11:02:22.449***
3 -	35.396	83.1	51.507	70.3	28.237	83.9	1:55.140	(3)	76.07	2.716	11:04:17.589
4 -	40.995	81.6	1:20.301	30.7	55.985	40.7	2:57.281		49.41	1:04.857	11:07:14.870
5 -	1:35.303	23.8	2:22.793	23.7	1:11.574	31.4	5:09.670		28.28	3:17.246	11:12:24.540
6 -	1:25.865	20.9	1:18.276	49.2	32.480	84.8	3:16.621		44.55	1:24.197	11:15:41.161
7 -	36.506	88.6	52.941	68.7	28.834	110.9	1:58.281		74.05	5.857	11:17:39.442
8 -	***35.157***	88.4	51.587	***74.7***	26.856	110.0	1:53.600	(2)	77.11	1.176	11:19:33.042

P13 65 E1 Richard FERRIS — Donford FJ

IDEAL LAP TIME : 1:56.128 BEST LAP TIME : 1:56.362 DIFFERENCE : 0.234

LAP	SECTOR 1		SECTOR 2		SECTOR 3		LAP TIME		MPH	DIFF	TIME OF DAY
1 -	OUTLAP	76.8	55.480	71.2	28.720	***110.7***	2:06.508		69.24	10.146	11:01:00.520
2 -	35.719	***88.5***	***52.860***	70.5	***27.783***	109.8	***1:56.362***	(1)	***75.28***		***11:02:56.882***
3 -	37.947	83.1	54.985	70.1	35.803	70.0	2:08.735		68.04	12.373	11:05:05.617
4 -	43.097	65.1	1:09.818	44.7	38.306	75.4	2:31.221		57.92	34.859	11:07:36.838
5 -	1:28.345	22.1	2:17.389	26.7	1:06.846	29.7	4:52.580		29.93	2:56.218	11:12:29.418
6 -	1:26.133	20.6	1:19.246	64.4	30.787	106.1	3:16.166		44.65	1:19.804	11:15:45.584
7 -	37.304	76.6	56.197	***73.3***	28.482	106.1	2:01.983	(3)	71.81	5.621	11:17:47.567
8 -	***35.485***	81.2	56.348	71.8	27.989	108.2	1:59.822	(2)	73.10	3.460	11:19:47.389

P14 14 B2 Crispian BESLEY — Elva 100

IDEAL LAP TIME : 1:55.629 BEST LAP TIME : 1:57.843 DIFFERENCE : 2.214

LAP	SECTOR 1		SECTOR 2		SECTOR 3		LAP TIME		MPH	DIFF	TIME OF DAY
1 -	OUTLAP	72.0	56.297	61.4	29.084	104.2	2:07.607		68.64	9.764	11:00:51.106
2 -	37.346	***82.0***	53.676	71.3	***26.821***	***105.6***	***1:57.843***	(1)	***74.33***		***11:02:48.949***
3 -	***35.731***	81.8	***53.077***	***72.3***	33.684	66.4	2:02.492	(2)	71.51	4.649	11:04:51.441
4 -	52.920	50.8	1:12.987	45.6	37.708	73.9	2:43.615	(3)	53.53	45.772	11:07:35.056
5 -	1:27.565	23.9	2:18.572	29.1	1:07.032	32.0	4:53.169		29.87	2:55.326	11:12:28.225
6 -	1:26.394	21.5	1:19.000	53.9	30.787	104.0	3:16.181		44.65	1:18.338	11:15:44.406

P15 133 C2 Stuart TIZZARD — Cooper T56

IDEAL LAP TIME : 1:57.423 BEST LAP TIME : 1:58.181 DIFFERENCE : 0.758

LAP	SECTOR 1		SECTOR 2		SECTOR 3		LAP TIME		MPH	DIFF	TIME OF DAY
1 -	OUTLAP	71.2	54.867	***67.8***	***28.317***	101.8	2:09.067		67.87	10.886	11:01:31.474
2 -	36.713	76.2	***52.940***	65.6	28.528	104.2	***1:58.181***	(1)	***74.12***		***11:03:29.655***
3 -	38.405	75.4	1:09.420	44.7	37.383	71.9	2:25.208	(3)	60.32	27.027	11:05:54.863
4 -	48.124	52.7	1:09.075	48.9	33.864	84.5	2:31.063		57.98	32.882	11:08:25.926
5 -	1:00.719	24.6	2:08.001	24.0	1:06.537	28.5	4:15.257		34.31	2:17.076	11:12:41.183
6 -	1:32.873	25.9	1:28.000	55.8	28.712	***104.3***	3:29.585		41.79	1:31.404	11:16:10.768
7 -	***36.166***	***79.7***	58.324	62.6	28.653	89.4	2:03.143	(2)	71.13	4.962	11:18:13.911

Weather / Track : Sunny / Dry

Brands Hatch GP: 2.4332 miles
Date: 10/07/2022 Start: 10:58 Finish: 11:17

FJHRA / HSCC Historic Formula Junior Championship

QUALIFYING - RACE 17 - SECTOR ANALYSIS

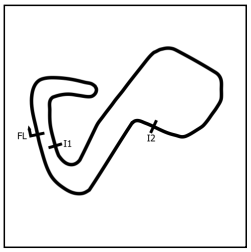

SECTOR 1 = FL to I1, SECTOR 2 = I1 to I2, SECTOR 3 = I2 to FL, DIFF = Difference To Personal Best Lap, P = Crossed Finish Line in Pit Lane, D = Time Disallowed

P16 48 C2 Simon HEWES — Lotus 18

IDEAL LAP TIME : 1:59.865 BEST LAP TIME : 2:00.119 DIFFERENCE : 0.254

LAP	SECTOR 1		SECTOR 2		SECTOR 3		LAP TIME		MPH	DIFF	TIME OF DAY
1 -	OUTLAP	69.6	55.975	63.3	29.432	97.1	2:08.856		67.98	8.737	11:01:04.072
2 -	38.854	68.4	***54.353***	66.2	28.839	***104.6***	2:02.046	(2)	71.77	1.927	11:03:06.118
3 -	2:36.095	55.7	1:13.661	47.0	38.062	72.0	4:27.818		32.70	2:27.699	11:07:33.936
4 -	1:26.829	23.2	2:18.492	27.3	1:08.413	29.6	4:53.734		29.82	2:53.615	11:12:27.670
5 -	1:25.956	23.1	1:18.071	45.2	31.915	104.3	3:15.942		44.70	1:15.823	11:15:43.612
6 -	38.415	73.5	56.640	67.3	29.800	101.9	2:04.855	(3)	70.16	4.736	11:17:48.467
7 -	***37.563***	***75.5***	54.607	***72.9***	***27.949***	102.2	***2:00.119***	(1)	***72.92***		***11:19:48.586***

P17 42 D2 Martin AUBERT — Lotus 20

IDEAL LAP TIME : 1:57.569 BEST LAP TIME : 2:00.622 DIFFERENCE : 3.053

LAP	SECTOR 1		SECTOR 2		SECTOR 3		LAP TIME		MPH	DIFF	TIME OF DAY
1 -	OUTLAP	74.2	***53.847***	***70.8***	***27.323***	***109.4***	2:05.040		70.05	4.418	11:01:04.739
2 -	38.298	77.8	54.801	65.3	28.437	103.4	2:01.536	(2)	72.07	0.914	11:03:06.275
3 -	***36.399***	***81.7***	59.842	53.7	37.719	60.1	2:13.960	(3)	65.39	13.338	11:05:20.235
4 -	44.521	52.3	1:10.280	48.0	38.442	72.1	2:33.243		57.16	32.621	11:07:53.478
5 -	1:20.909	23.5	2:11.634	24.7	1:07.869	32.0	4:40.412		31.23	2:39.790	11:12:33.890
6 -	1:26.129	21.1	1:24.272	58.7	32.311	97.3	3:22.712		43.21	1:22.090	11:15:56.602
7 -	37.192	79.0	56.042	64.7	27.388	104.0	***2:00.622***	(1)	***72.62***		***11:17:57.224***

P18 3 B2 Justin FLEMING — Lola Mk2

IDEAL LAP TIME : 2:01.262 BEST LAP TIME : 2:01.262 DIFFERENCE : 0.000

LAP	SECTOR 1		SECTOR 2		SECTOR 3		LAP TIME		MPH	DIFF	TIME OF DAY
1 -	OUTLAP	61.9	1:00.612	56.2	30.035	93.2	2:18.954		63.04	17.692	11:01:24.675
2 -	***38.105***	80.7	***54.225***	***67.4***	***28.932***	***107.5***	***2:01.262***	(1)	***72.23***		***11:03:25.937***
3 -	41.505	***81.3***	1:08.739	45.6	37.481	57.4	2:27.725	(3)	59.29	26.463	11:05:53.662
4 -	48.433	51.6	1:08.829	51.3	34.110	74.3	2:31.372		57.86	30.110	11:08:25.034
5 -	57.931	27.2	2:08.656	26.2	1:06.185	28.3	4:12.772		34.65	2:11.510	11:12:37.806
6 -	1:29.719	26.9	1:25.504	55.8	30.092	98.8	3:25.315		42.66	1:24.053	11:16:03.121
7 -	38.185	77.6	55.725	59.1	29.022	98.9	2:02.932	(2)	71.25	1.670	11:18:06.053

P19 7 B2 Duncan RABAGLIATI — Alexis HF1

IDEAL LAP TIME : 2:06.133 BEST LAP TIME : 2:06.576 DIFFERENCE : 0.443

LAP	SECTOR 1		SECTOR 2		SECTOR 3		LAP TIME		MPH	DIFF	TIME OF DAY
1 -	OUTLAP	71.8	59.142	64.4	30.980	97.1	2:14.772		64.99	8.196	11:00:59.826
2 -	***39.394***	***77.2***	***56.815***	***66.8***	30.367	97.2	***2:06.576***	(1)	***69.20***		***11:03:06.402***
3 -	40.621	76.3	58.399	64.9	35.435	59.9	2:14.455	(2)	65.15	7.879	11:05:20.857
4 -	44.543	60.0	1:10.181	48.1	38.709	67.8	2:33.433	(3)	57.09	26.857	11:07:54.290
5 -	1:21.781	24.1	2:10.966	25.9	IN PIT		8:08.189	P	17.94	6:01.613	11:16:02.479
6 -	OUTLAP	71.6	1:02.504	61.4	***29.924***	***98.6***	2:19.002		63.01	12.426	11:18:21.481

P20 60 E1 Syd FRASER — Lotus 20/22

IDEAL LAP TIME : 2:04.976 BEST LAP TIME : 2:06.863 DIFFERENCE : 1.887

LAP	SECTOR 1		SECTOR 2		SECTOR 3		LAP TIME		MPH	DIFF	TIME OF DAY
1 -	OUTLAP	78.3	1:00.285	***63.0***	29.441	103.8	2:15.206		64.78	8.343	11:01:03.350
2 -	40.549	***79.4***	***57.495***	62.9	***28.819***	***108.5***	***2:06.863***	(1)	***69.04***		***11:03:10.213***
3 -	***38.662***	***79.4***	1:00.508	57.0	33.299	70.1	2:12.469	(3)	66.12	5.606	11:05:22.682
4 -	46.408	67.7	1:08.931	55.6	37.683	64.4	2:33.022		57.24	26.159	11:07:55.704
5 -	1:22.358	24.3	2:10.477	25.6	1:06.232	32.5	4:39.067		31.38	2:32.204	11:12:34.771
6 -	1:27.254	20.7	1:26.042	62.4	30.889	102.7	3:24.185		42.90	1:17.322	11:15:58.956
7 -	39.246	74.7	1:01.564	60.4	30.122	88.4	2:10.932	(2)	66.90	4.069	11:18:09.888

FJHRA / HSCC Historic Formula Junior Championship

QUALIFYING - RACE 17 - SECTOR ANALYSIS

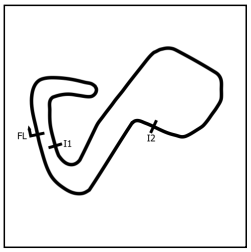

SECTOR 1 = FL to I1, SECTOR 2 = I1 to I2, SECTOR 3 = I2 to FL, DIFF = Difference To Personal Best Lap, P = Crossed Finish Line in Pit Lane, D = Time Disallowed

P21 23 B2 Keith ROACH — Condor S2

IDEAL LAP TIME : 2:07.648 BEST LAP TIME : 2:08.172 DIFFERENCE : 0.524

LAP	SECTOR 1		SECTOR 2		SECTOR 3		LAP TIME		MPH	DIFF	TIME OF DAY
1 -	OUTLAP	72.1	59.063	63.3	32.756	97.9	2:16.491		64.17	8.319	11:00:54.306
2 -	39.231	***77.5***	***58.714***	***66.7***	***30.227***	***100.1***	***2:08.172***	**(1)**	***68.34***		***11:03:02.478***
3 -	***38.707***	76.9	58.849	57.3	36.320	68.5	2:13.876	**(2)**	65.43	5.704	11:05:16.354
4 -	47.294	55.1	1:09.613	55.7	37.993	62.0	2:34.900		56.55	26.728	11:07:51.254
5 -	1:16.735	25.4	2:16.195	25.1	1:06.555	30.4	4:39.485		31.34	2:31.313	11:12:30.739
6 -	1:27.371	22.3	1:22.240	58.7	33.533	96.1	3:23.144		43.12	1:14.972	11:15:53.883
7 -	40.295	68.0	1:02.182	60.7	31.962	92.1	2:14.439	**(3)**	65.15	6.267	11:18:08.322

P22 17 C2 Peter FENICHEL — Cooper T56

IDEAL LAP TIME : 2:10.252 BEST LAP TIME : 2:11.139 DIFFERENCE : 0.887

LAP	SECTOR 1		SECTOR 2		SECTOR 3		LAP TIME		MPH	DIFF	TIME OF DAY
1 -	OUTLAP	74.3	1:00.882	67.5	***30.634***	93.7	2:16.679		64.09	5.540	11:01:03.431
2 -	41.583	72.4	***58.742***	***68.9***	30.814	***95.3***	***2:11.139***	**(1)**	***66.79***		***11:03:14.570***

P23 131 B2 Dave WALL — Gemini Mk11

IDEAL LAP TIME : 2:13.029 BEST LAP TIME : 2:13.276 DIFFERENCE : 0.247

LAP	SECTOR 1		SECTOR 2		SECTOR 3		LAP TIME		MPH	DIFF	TIME OF DAY
1 -	OUTLAP	59.7	1:01.830	53.7	31.916	94.5	2:19.264		62.90	5.988	11:00:59.260
2 -	41.706	***74.3***	1:03.527	59.8	***31.320***	***99.1***	2:16.553	**(2)**	64.14	3.277	11:03:15.813
3 -	42.609	68.1	1:15.753	50.0	38.873	56.8	2:37.235		55.71	23.959	11:05:53.048
4 -	47.899	56.7	1:07.950	53.1	34.886	69.6	2:30.735	**(3)**	58.11	17.459	11:08:23.783
5 -	57.044	27.7	2:09.006	26.8	1:07.003	29.0	4:13.053		34.61	1:59.777	11:12:36.836
6 -	1:27.254	28.0	1:26.333	57.1	31.700	95.0	3:25.287		42.67	1:12.011	11:16:02.123
7 -	***40.635***	71.7	***1:01.074***	***61.5***	31.567	96.2	***2:13.276***	**(1)**	***65.72***		***11:18:15.399***

P24 31 C1 Peter EDBROOKE — Lotus 18

IDEAL LAP TIME : 2:18.390 BEST LAP TIME : 2:19.947 DIFFERENCE : 1.557

LAP	SECTOR 1		SECTOR 2		SECTOR 3		LAP TIME		MPH	DIFF	TIME OF DAY
1 -	OUTLAP	61.7	1:06.755	***52.4***	33.045	***90.1***	2:29.957		58.41	10.010	11:01:38.703
2 -	***41.703***	63.8	***1:04.306***	45.8	33.938	87.0	***2:19.947***	**(1)**	***62.59***		***11:03:58.650***
3 -	43.902	***67.7***	1:33.107	32.5	56.057	42.4	3:13.066	**(3)**	45.37	53.119	11:07:11.716
4 -	1:32.970	23.7	2:24.503	23.3	1:12.568	32.2	5:10.041		28.25	2:50.094	11:12:21.757
5 -	1:24.576	24.3	1:19.992	48.5	34.702	73.9	3:19.270		43.95	59.323	11:15:41.027
6 -	44.510	67.3	1:06.847	50.2	***32.381***	90.0	2:23.738	**(2)**	60.94	3.791	11:18:04.765

P25 45 C2 Hans CIERS — Lotus 18

IDEAL LAP TIME : 2:36.974 BEST LAP TIME : 2:38.347 DIFFERENCE : 1.373

LAP	SECTOR 1		SECTOR 2		SECTOR 3		LAP TIME		MPH	DIFF	TIME OF DAY
1 -	OUTLAP	***66.6***	1:14.943	47.5	40.089	71.6	2:45.298		52.99	6.951	11:02:11.200
2 -	***47.529***	59.5	***1:11.976***	48.5	38.842	69.3	***2:38.347***	**(1)**	***55.32***		***11:04:49.547***
3 -	50.649	61.2	1:14.660	47.1	37.490	***74.7***	2:42.799	**(2)**	53.80	4.452	11:07:32.346
4 -	1:26.995	25.0	2:19.067	29.0	IN PIT		8:35.554	**P**	16.99	5:57.207	11:16:07.900
5 -	OUTLAP	58.6	1:18.767	***49.0***	***37.469***	73.9	2:50.042		51.51	11.695	11:18:57.942

FJHRA / HSCC Historic Formula Junior Championship

QUALIFYING - RACE 17 - BEST SECTORS

	SECTOR 1			SECTOR 2			SECTOR 3			IDEAL / BEST COMPARISON					
POS	NO	NAME	TIME	NO	NAME	TIME	NO	NAME	TIME	POS	NO	NAME	IDEAL	BEST	DIFF
												PERFECT LAP	1:39.158		
1	167	O'BRIEN	31.137	167	O'BRIEN	44.228	167	O'BRIEN	23.793	1	167	O'BRIEN	1:39.158	1:39.693	0.535
2	194	RICHARDS	31.447	194	RICHARDS	44.638	194	RICHARDS	23.909	2	194	RICHARDS	1:39.994	1:39.994	0.000
3	76	CHILD	32.550	68	MURRAY	45.699	50	BUHOFER	24.464	3	68	MURRAY	1:43.251	1:43.872	0.621
4	68	MURRAY	32.626	50	BUHOFER	46.276	76	CHILD	24.698	4	50	BUHOFER	1:43.563	1:44.147	0.584
5	50	BUHOFER	32.823	76	CHILD	46.344	148	SIMMS	24.753	5	76	CHILD	1:43.592	1:44.254	0.662
6	5	LONGDON	32.934	148	SIMMS	46.757	5	LONGDON	24.860	6	148	SIMMS	1:44.484	1:44.803	0.319
7	148	SIMMS	32.974	5	LONGDON	46.870	68	MURRAY	24.926	7	5	LONGDON	1:44.664	1:46.688	2.024
8	85	CHISHOLM	33.004	12	ROACH	47.170	12	ROACH	25.172	8	12	ROACH	1:45.763	1:45.906	0.143
9	12	ROACH	33.421	93	ERNST	47.540	85	CHISHOLM	25.352	9	85	CHISHOLM	1:46.660	1:47.023	0.363
10	93	ERNST	33.706	85	CHISHOLM	48.304	39	CARLTON-SMITH	25.556	10	93	ERNST	1:46.809	1:48.966	2.157
11	39	CARLTON-SMITH	34.019	39	CARLTON-SMITH	48.512	93	ERNST	25.563	11	39	CARLTON-SMITH	1:48.087	1:49.611	1.524
12	166	UNDERWOOD	35.157	166	UNDERWOOD	50.237	14	BESLEY	26.821	12	166	UNDERWOOD	1:52.241	1:52.424	0.183
13	65	FERRIS	35.485	65	FERRIS	52.860	166	UNDERWOOD	26.847	13	14	BESLEY	1:55.629	1:57.843	2.214
14	14	BESLEY	35.731	133	TIZZARD	52.940	42	AUBERT	27.323	14	65	FERRIS	1:56.128	1:56.362	0.234
15	133	TIZZARD	36.166	14	BESLEY	53.077	65	FERRIS	27.783	15	133	TIZZARD	1:57.423	1:58.181	0.758
16	42	AUBERT	36.399	42	AUBERT	53.847	48	HEWES	27.949	16	42	AUBERT	1:57.569	2:00.622	3.053
17	48	HEWES	37.563	3	FLEMING	54.225	133	TIZZARD	28.317	17	48	HEWES	1:59.865	2:00.119	0.254
18	3	FLEMING	38.105	48	HEWES	54.353	60	FRASER	28.819	18	3	FLEMING	2:01.262	2:01.262	0.000
19	60	FRASER	38.662	7	RABAGLIATI	56.815	3	FLEMING	28.932	19	60	FRASER	2:04.976	2:06.863	1.887
20	23	ROACH	38.707	60	FRASER	57.495	7	RABAGLIATI	29.924	20	7	RABAGLIATI	2:06.133	2:06.576	0.443
21	7	RABAGLIATI	39.394	23	ROACH	58.714	23	ROACH	30.227	21	23	ROACH	2:07.648	2:08.172	0.524
22	131	WALL	40.635	17	FENICHEL	58.742	17	FENICHEL	30.634	22	17	FENICHEL	2:10.252	2:11.139	0.887
23	17	FENICHEL	40.876	131	WALL	1:01.074	131	WALL	31.320	23	131	WALL	2:13.029	2:13.276	0.247
24	31	EDBROOKE	41.703	31	EDBROOKE	1:04.306	31	EDBROOKE	32.381	24	31	EDBROOKE	2:18.390	2:19.947	1.557
25	45	CIERS	47.529	45	CIERS	1:11.976	45	CIERS	37.469	25	45	CIERS	2:36.974	2:38.347	1.373

Weather / Track : Sunny / Dry

Brands Hatch GP: 2.4332 miles
Date: 10/07/2022 Start: 10:58 Finish: 11:17

Results can be found at www.tsl-timing.com

Printed - 11:22 Sunday, 10 July 2022

FJHRA / HSCC Historic Formula Junior Championship

QUALIFYING - RACE 17 - BEST SPEEDS

	INTERMEDIATE 1			INTERMEDIATE 2			FINISH LINE		
POS	NO	NAME	MPH	NO	NAME	MPH	NO	NAME	MPH
1	167	O'BRIEN	97.9	194	RICHARDS	87.1	76	CHILD	119.1
2	194	RICHARDS	97.8	167	O'BRIEN	85.0	50	BUHOFER	118.3
3	50	BUHOFER	95.8	68	MURRAY	84.5	167	O'BRIEN	118.1
4	68	MURRAY	93.8	50	BUHOFER	83.8	194	RICHARDS	117.7
5	12	ROACH	92.5	93	ERNST	82.7	68	MURRAY	116.3
6	93	ERNST	92.1	5	LONGDON	82.6	148	SIMMS	116.1
7	5	LONGDON	91.8	12	ROACH	79.7	5	LONGDON	114.5
8	148	SIMMS	91.6	76	CHILD	78.3	12	ROACH	113.9
9	85	CHISHOLM	91.6	39	CARLTON-SMITH	77.8	85	CHISHOLM	113.7
10	166	UNDERWOOD	91.6	85	CHISHOLM	77.4	39	CARLTON-SMITH	113.1
11	76	CHILD	90.5	148	SIMMS	76.9	93	ERNST	112.9
12	39	CARLTON-SMITH	89.1	166	UNDERWOOD	74.7	166	UNDERWOOD	112.7
13	65	FERRIS	88.5	65	FERRIS	73.3	65	FERRIS	110.7
14	14	BESLEY	82.0	48	HEWES	72.9	42	AUBERT	109.4
15	42	AUBERT	81.7	14	BESLEY	72.3	60	FRASER	108.5
16	3	FLEMING	81.3	42	AUBERT	70.8	3	FLEMING	107.5
17	133	TIZZARD	79.7	17	FENICHEL	68.9	14	BESLEY	105.6
18	60	FRASER	79.4	133	TIZZARD	67.8	48	HEWES	104.6
19	17	FENICHEL	78.3	3	FLEMING	67.4	133	TIZZARD	104.3
20	23	ROACH	77.5	7	RABAGLIATI	66.8	23	ROACH	100.1
21	7	RABAGLIATI	77.2	23	ROACH	66.7	131	WALL	99.1
22	48	HEWES	75.5	60	FRASER	63.0	7	RABAGLIATI	98.6
23	131	WALL	74.3	131	WALL	61.5	17	FENICHEL	95.3
24	31	EDBROOKE	67.7	31	EDBROOKE	52.4	31	EDBROOKE	90.1
25	45	CIERS	66.6	45	CIERS	49.0	45	CIERS	74.7

Weather / Track : Sunny / Dry

Brands Hatch GP: 2.4332 miles
Date: 10/07/2022 Start: 10:58 Finish: 11:17

Results can be found at www.tsl-timing.com

Printed - 11:22 Sunday, 10 July 2022

FJHRA / HSCC Historic Formula Junior Championship

QUALIFYING - RACE 17 - STATISTICS

Competitors Started	25
Planned Start	2022-07-10 @ 10:58:00.000
Actual Start	2022-07-10 @ 10:58:21.760
Finish Time	2022-07-10 @ 11:17:53.535
Track Length	2.4332mi.
Total Laps	177
Total Distance Covered	430.6922mi.

Session Fastest Lap History

NO	CL	NAME	LAP TIME	TIME OF DAY	LAP	VEHICLE
194	E1	**Clive RICHARDS**	**1:41.803**	11:02:02.668	2	Lotus 22
167	E1	**Michael O'BRIEN**	**1:41.705**	11:02:06.943	2	Brabham BT6
194	E1	**Clive RICHARDS**	**1:39.994**	11:03:42.661	3	Lotus 22
167	E1	**Michael O'BRIEN**	**1:39.693**	11:03:46.635	3	Brabham BT6

Flag History

TYPE	TIME OF DAY
GREEN	10:58:21.760
SAFETY	11:04:04.159
GREEN	11:15:31.677
FINISH	11:17:53.535

Flag Statistics

TYPE	COUNT	TOTAL LAPS	TOTAL TIME
Green	2	5	11:34.493
Red	0	0	0.000
Safety Car	1	3	11:27.517
FCY	0	0	0.000

Weather / Track : Sunny / Dry

Brands Hatch GP: 2.4332 miles
Date: 10/07/2022 Start: 10:58 Finish: 11:17

FJHRA / HSCC Historic Formula Junior Championship

QUALIFYING - RACE 17 - STATISTICS

CLASS : B2

5 Starters

Fastest Lap History

NO	NAME	LAP TIME	TIME OF DAY	LAP	VEHICLE
14	**Crispian BESLEY**	**1:57.843**	11:02:48.976	2	Elva 100

Weather / Track : Sunny / Dry

Brands Hatch GP: 2.4332 miles
Date: 10/07/2022 Start: 10:58 Finish: 11:17

FJHRA / HSCC Historic Formula Junior Championship

QUALIFYING - RACE 17 - STATISTICS

CLASS : C1

1 Starters

Fastest Lap History

NO	NAME	LAP TIME	TIME OF DAY	LAP	VEHICLE
31	**Peter EDBROOKE**	**2:19.947**	11:03:58.676	2	Lotus 18

Weather / Track : Sunny / Dry

Brands Hatch GP: 2.4332 miles
Date: 10/07/2022 Start: 10:58 Finish: 11:17

FJHRA / HSCC Historic Formula Junior Championship

QUALIFYING - RACE 17 - STATISTICS

CLASS : C2

5 Starters

Fastest Lap History

NO	NAME	LAP TIME	TIME OF DAY	LAP	VEHICLE
39	**Nic CARLTON-SMITH**	**1:51.898**	11:02:22.649	2	Kieft FJ
39	**Nic CARLTON-SMITH**	**1:50.058**	11:04:12.713	3	Kieft FJ
39	**Nic CARLTON-SMITH**	**1:49.611**	11:17:30.501	7	Kieft FJ

FJHRA / HSCC Historic Formula Junior Championship

QUALIFYING - RACE 17 - STATISTICS

CLASS : D2

4 Starters

Fastest Lap History

NO	NAME	LAP TIME	TIME OF DAY	LAP	VEHICLE
148	**Benn SIMMS**	**1:46.238**	11:02:12.250	2	Caravelle Mk2
148	**Benn SIMMS**	**1:45.214**	11:03:57.465	3	Caravelle Mk2
148	**Benn SIMMS**	**1:44.803**	11:19:08.329	8	Caravelle Mk2

Weather / Track : Sunny / Dry

Brands Hatch GP: 2.4332 miles
Date: 10/07/2022 Start: 10:58 Finish: 11:17

FJHRA / HSCC Historic Formula Junior Championship

QUALIFYING - RACE 17 - STATISTICS

CLASS : E1

10 Starters

Fastest Lap History

NO	NAME	LAP TIME	TIME OF DAY	LAP	VEHICLE
194	**Clive RICHARDS**	**1:41.803**	11:02:02.668	2	Lotus 22
167	**Michael O'BRIEN**	**1:41.705**	11:02:06.943	2	Brabham BT6
194	**Clive RICHARDS**	**1:39.994**	11:03:42.661	3	Lotus 22
167	**Michael O'BRIEN**	**1:39.693**	11:03:46.635	3	Brabham BT6

Sheet No:	Issue Time:

FJHRA / HSCC Historic Formula Junior Championship

RACE 17 - GRID (20 minutes) - AMENDED

ROW 11	21	45	Crispian BESLEY	
				2:19.947
	20	31	Peter EDBROOKE	
				2:13.276
ROW 10	19	131	Dave WALL	
				2:11.139
	18	17	Peter FENICHEL	
				2:08.172
ROW 9	17	23	Keith ROACH	
				2:06.863
	16	60	Syd FRASER	
				2:06.576
ROW 8	15	7	Duncan RABAGLIATI	
				2:01.262
	14	3	Justin FLEMING	
				2:00.622
ROW 7	13	42	Martin AUBERT	
				1:56.362
	12	65	Richard FERRIS	
				1:52.424
ROW 6	11	166	Geoff UNDERWOOD	
				1:49.611
	10	39	Nic CARLTON-SMITH	
				1:48.966
ROW 5	9	93	Rudolf ERNST	
				1:47.023
	8	85	John CHISHOLM	
				1:46.688
ROW 4	7	5	Robin LONGDON	
				1:45.906
	6	12	Stuart ROACH	
				1:44.254
ROW 3	5	76	Tim CHILD	
				1:44.147
	4	50	Philipp BUHOFER	
				1:43.872
ROW 2	3	68	James MURRAY	
				1:39.994
	2	194	Clive RICHARDS	
				1:39.693
ROW 1	1	167	Michael O'BRIEN	
			Pole	

Car 45 to start from the back of the grid - change of driver.
Cars 14, 48, 133 & 148 - Withdrawn.

Brands Hatch GP: 2.4332 miles

These results are provisional until the conclusion of any judicial and technical matters.

Clerk Of Course : Julian Floyd	Stewards :	Timekeeper : Nick Palmer

Sheet No:	Issue Time:

FJHRA / HSCC Historic Formula Junior Championship

RACE 17 - GRID (20 minutes)

ROW 13	25	45	Hans CIERS	2:38.347
ROW 12	23	131	Dave WALL	2:13.276
ROW 11	21	23	Keith ROACH	2:08.172
ROW 10	19	7	Duncan RABAGLIATI	2:06.576
ROW 9	17	42	Martin AUBERT	2:00.622
ROW 8	15	133	Stuart TIZZARD	1:58.181
ROW 7	13	65	Richard FERRIS	1:56.362
ROW 6	11	39	Nic CARLTON-SMITH	1:49.611
ROW 5	9	85	John CHISHOLM	1:47.023
ROW 4	7	12	Stuart ROACH	1:45.906
ROW 3	5	76	Tim CHILD	1:44.254
ROW 2	3	68	James MURRAY	1:43.872
ROW 1	1	167	Michael O'BRIEN	1:39.693
			Pole	

24	31	Peter EDBROOKE	2:19.947
22	17	Peter FENICHEL	2:11.139
20	60	Syd FRASER	2:06.863
18	3	Justin FLEMING	2:01.262
16	48	Simon HEWES	2:00.119
14	14	Crispian BESLEY	1:57.843
12	166	Geoff UNDERWOOD	1:52.424
10	93	Rudolf ERNST	1:48.966
8	5	Robin LONGDON	1:46.688
6	148	Benn SIMMS	1:44.803
4	50	Philipp BUHOFER	1:44.147
2	194	Clive RICHARDS	1:39.994

Brands Hatch GP: 2.4332 miles

These results are provisional until the conclusion of any judicial and technical matters.

Clerk Of Course : Julian Floyd	Stewards :	Timekeeper : Nick Palmer

Sheet No:	Issue Time:

FJHRA / HSCC Historic Formula Junior Championship

RACE 17 - CLASSIFICATION

POS	NO	CL	PIC	NAME	ENTRY	LAPS	TIME	GAP	DIFF	MPH	BEST	ON
1	**167**	E1	1	Michael O'BRIEN	Brabham BT6	**12**	20:08.156			87.00	**1:38.830**	9
2	**194**	E1	2	Clive RICHARDS	Lotus 22	**12**	20:19.653	**11.497**	11.497	86.18	**1:39.935**	5
3	**50**	E1	3	Philipp BUHOFER	Lotus 27	**12**	21:05.941	**57.785**	46.288	83.03	**1:43.007**	10
4	**5**	E1	4	Robin LONGDON	Lola Mk5A	**12**	21:10.833	**1:02.677**	4.892	82.71	**1:43.569**	9
5	**76**	E1	5	Tim CHILD	Lotus 22	**12**	21:13.754	**1:05.598**	2.921	82.52	**1:42.861**	12
6	**93**	E1	6	Rudolf ERNST	Lotus 22	**12**	21:22.087	**1:13.931**	8.333	81.98	**1:44.659**	5
7	**12**	D2	1	Stuart ROACH	Alexis Mk3	**12**	21:26.082	**1:17.926**	3.995	81.73	**1:45.447**	11
8	**85**	D2	2	John CHISHOLM	Gemini Mk3A	**12**	21:30.948	**1:22.792**	4.866	81.42	**1:45.167**	12
9	**166**	E1	7	Geoff UNDERWOOD	Brabham BT2	**12**	21:52.886	**1:44.730**	21.938	80.06	**1:46.893**	10
10	**39**	C2	1	Nic CARLTON-SMITH	Kieft FJ	**11**	20:12.768	**1 Lap**	1 Lap	79.45	**1:47.699**	7
11	**42**	D2	3	Martin AUBERT	Lotus 20	**11**	20:54.537	**1 Lap**	41.769	76.80	**1:50.300**	10
12	**3**	B2	1	Justin FLEMING	Lola Mk2	**11**	21:19.365	**1 Lap**	24.828	75.31	**1:53.997**	11
13	**65**	E1	8	Richard FERRIS	Donford FJ	**11**	21:28.877	**1 Lap**	9.512	74.76	**1:53.538**	8
14	**45**	C2	2	Crispian BESLEY	Lotus 18	**10**	20:22.263	**2 Laps**	1 Lap	71.66	**1:58.738**	8
15	**7**	B2	2	Duncan RABAGLIATI	Alexis HF1	**10**	20:56.487	**2 Laps**	34.224	69.71	**2:03.991**	5
16	**60**	E1	9	Syd FRASER	Lotus 20/22	**10**	20:56.536	**2 Laps**	0.049	69.71	**2:02.701**	4
17	**23**	B2	3	Keith ROACH	Condor S2	**10**	20:57.275	**2 Laps**	0.739	69.67	**2:03.443**	9
18	**131**	B2	4	Dave WALL	Gemini Mk11	**9**	20:19.779	**3 Laps**	1 Lap	64.63	**2:08.292**	7
19	**31**	C1	1	Peter EDBROOKE	Lotus 18	**9**	21:15.727	**3 Laps**	55.948	61.79	**2:16.102**	2
					NOT CLASSIFIED							
DNF	**68**	E1		James MURRAY	Lola Mk5A	**5**	8:56.208	**7 Laps**	4 Laps	81.68	**1:44.162**	4
DNF	**17**	C2		Peter FENICHEL	Cooper T56	**2**	4:42.511	**10 Laps**	3 Laps	62.01	**2:15.214**	2

FASTEST LAP

167	E1	Michael O'BRIEN	Brabham BT6	**9**	1:38.830	88.63 mph	142.64 kph
85	D2	John CHISHOLM	Gemini Mk3A	**12**	1:45.167	83.29 mph	134.04 kph
39	C2	Nic CARLTON-SMITH	Kieft FJ	**7**	1:47.699	81.33 mph	130.89 kph
3	B2	Justin FLEMING	Lola Mk2	**11**	1:53.997	76.84 mph	123.66 kph
31	C1	Peter EDBROOKE	Lotus 18	**2**	2:16.102	64.36 mph	103.58 kph

Race Distance: 12 Laps / 29.19 miles
Brands Hatch GP: 2.4332 miles
Date: 10/07/2022 Start: 17:17 Finish: 17:37

Weather / Track : Sunny / Dry
These results are provisional until the conclusion of any judicial and technical matters.

Clerk Of Course : Julian Floyd	Stewards :	Timekeeper : Nick Palmer

Results can be found at www.tsl-timing.com

Printed - 17:39 Sunday, 10 July 2022

FJHRA / HSCC Historic Formula Junior Championship

RACE 17 - LAP CHART

LAP 1		@ 17:18:55.678
NO	BEHIND	LAP TIME
167		1:46.353
194	0.836	1:47.189
12	7.898	1:54.251
5	8.172	1:54.525
68	8.852	1:55.205
93	9.411	1:55.764
50	10.079	1:56.432
85	10.402	1:56.755
76	10.476	1:56.829
39	11.813	1:58.166
166	12.863	1:59.216
65	15.782	2:02.135
42	16.790	2:03.143
3	19.521	2:05.874
45	26.702	2:13.055
60	28.507	2:14.860
7	28.796	2:15.149
23	30.727	2:17.080
17	40.944	2:27.297
31	45.713	2:32.066
131	54.205	2:40.558

LAP 2		@ 17:20:36.025
NO	BEHIND	LAP TIME
167		1:40.347
194	1.485	1:40.996
5	14.886	1:47.061
68	15.098	1:46.593
93	15.378	1:46.314
12	15.951	1:48.400
76	16.097	1:45.968
50	16.593	1:46.861
85	17.653	1:47.598
39	19.609	1:48.143
166	21.206	1:48.690
65	29.593	1:54.158
42	31.066	1:54.623
3	34.067	1:54.893
45	50.054	2:03.699
60	52.028	2:03.868
7	53.139	2:04.690
23	54.613	2:04.233
17	1:15.811	2:15.214
31	1:21.468	2:16.102
131	1:28.655	2:14.797

LAP 3		@ 17:22:15.595
NO	BEHIND	LAP TIME
167		1:39.570
194	2.365	1:40.450
5	21.283	1:45.967
68	21.451	1:45.923
93	21.776	1:45.968
76	21.916	1:45.389
12	22.563	1:46.182
50	22.710	1:45.687
85	23.890	1:45.807
39	28.879	1:48.840
166	30.296	1:48.660
65	46.837	1:56.814
42	47.301	1:55.805
3	50.351	1:55.854
45	1:12.587	2:02.103
60	1:16.297	2:03.839
7	1:17.671	2:04.102
23	1:19.120	2:04.077

LAP 4		@ 17:23:55.203
NO	BEHIND	LAP TIME
167		1:39.608
194	4.028	1:41.271
31	1 Lap	2:19.171
131	1 Lap	2:15.829
68	26.005	1:44.162
5	26.637	1:44.962
50	28.292	1:45.190
93	30.077	1:47.909
12	30.781	1:47.826
85	31.483	1:47.201
39	39.339	1:50.068
76	40.165	1:57.857
166	40.993	1:50.305
42	1:01.982	1:54.289
65	1:02.031	1:54.802
3	1:05.517	1:54.774
45	1:33.946	2:00.967
60	1:39.390	2:02.701

LAP 5		@ 17:25:35.649
NO	BEHIND	LAP TIME
167		1:40.446
7	1 Lap	2:04.350
23	1 Lap	2:03.581
194	3.517	1:39.935
68	29.884	1:44.325
5	30.989	1:44.798
50	31.480	1:43.634
93	34.290	1:44.659
12	37.194	1:46.859
85	37.375	1:46.338
76	43.122	1:43.403
39	47.969	1:49.076
166	50.042	1:49.495
131	1 Lap	2:15.394
31	1 Lap	2:24.249
65	1:15.315	1:53.730
42	1:15.586	1:54.050
3	1:20.642	1:55.571

Weather / Track : Sunny / Dry

Brands Hatch GP: 2.4332 miles
Date: 10/07/2022 Start: 17:17 Finish: 17:37

FJHRA / HSCC Historic Formula Junior Championship

RACE 17 - LAP CHART

LAP 6 @ 17:27:17.530

NO	BEHIND	LAP TIME
167		1:41.881
194	4.400	1:42.764
45	1 Lap	2:01.815
60	1 Lap	2:05.204
7	1 Lap	2:03.991
23	1 Lap	2:04.229
5	33.573	1:44.465
50	33.782	1:44.183
93	37.941	1:45.532
12	41.148	1:45.835
85	41.910	1:46.416
76	44.502	1:43.261
39	54.365	1:48.277
166	57.073	1:48.912
42	1:30.159	1:56.454
65	1:30.301	1:56.867
131	1 Lap	2:14.190
3	1:34.698	1:55.937

LAP 7 @ 17:28:56.557

NO	BEHIND	LAP TIME
167		1:39.027
194	5.911	1:40.538
31	2 Laps	2:22.540
45	1 Lap	2:01.769
50	40.441	1:45.686
5	40.920	1:46.374
93	46.675	1:47.761
60	1 Lap	2:03.645
12	48.771	1:46.650
85	49.516	1:46.633
76	49.641	1:44.166
7	1 Lap	2:04.909
23	1 Lap	2:05.530
39	1:03.037	1:47.699
166	1:05.622	1:47.576

LAP 8 @ 17:30:38.775

NO	BEHIND	LAP TIME
167		1:42.218
42	1 Lap	1:51.236
65	1 Lap	1:54.063
194	4.567	1:40.874
3	1 Lap	1:56.170
131	2 Laps	2:10.519
31	2 Laps	2:16.483
50	41.801	1:43.578
5	42.642	1:43.940
93	50.695	1:46.238
76	51.385	1:43.962
12	52.741	1:46.188
85	53.559	1:46.261
45	1 Lap	2:01.523
60	1 Lap	2:04.505
39	1:11.375	1:50.556
166	1:11.937	1:48.533
7	1 Lap	2:04.426
23	1 Lap	2:04.137

LAP 9 @ 17:32:17.605

NO	BEHIND	LAP TIME
167		1:38.830
194	6.445	1:40.708
42	1 Lap	1:51.237
65	1 Lap	1:53.538
3	1 Lap	1:55.012
50	46.394	1:43.423
5	47.381	1:43.569
131	2 Laps	2:08.292
76	56.438	1:43.883
93	57.204	1:45.339
12	59.627	1:45.716
85	1:06.280	1:51.551
45	1 Lap	1:58.738
166	1:21.569	1:48.462
39	1:23.018	1:50.473
31	2 Laps	2:24.329
60	1 Lap	2:04.984
7	1 Lap	2:04.808

LAP 10 @ 17:33:56.868

NO	BEHIND	LAP TIME
167		1:39.263
23	2 Laps	2:04.952
194	7.554	1:40.372
42	1 Lap	1:50.734
65	1 Lap	1:55.831
3	1 Lap	1:55.397
50	50.138	1:43.007
5	52.110	1:43.992
76	1:00.120	1:42.945
93	1:03.305	1:45.364
12	1:06.573	1:46.209
85	1:12.620	1:45.603
131	2 Laps	2:10.046
166	1:29.199	1:46.893
39	1:33.869	1:50.114
45	1 Lap	1:59.314

Weather / Track : Sunny / Dry

Brands Hatch GP: 2.4332 miles
Date: 10/07/2022 Start: 17:17 Finish: 17:37

FJHRA / HSCC Historic Formula Junior Championship

RACE 17 - LAP CHART

LAP 11		@ 17:35:37.108
NO	BEHIND	LAP TIME
167		1:40.240
194	8.545	1:41.231
60	2 Laps	2:05.607
7	2 Laps	2:04.099
23	2 Laps	2:03.443
31	3 Laps	2:22.345
42	1 Lap	1:50.300
50	54.518	1:44.620
5	57.274	1:45.404
3	1 Lap	1:55.886
76	1:03.110	1:43.230
65	1 Lap	2:11.032
93	1:08.234	1:45.169
12	1:11.780	1:45.447
85	1:17.998	1:45.618
166	1:37.271	1:48.312

LAP 12		@ 17:37:17.481
NO	BEHIND	LAP TIME
167		1:40.373
39	1 Lap	1:51.356
194	11.497	1:43.325
131	3 Laps	2:10.154
45	2 Laps	1:59.280
42	1 Lap	1:52.666
7	2 Laps	2:05.963
60	2 Laps	2:07.323
23	2 Laps	2:06.013
50	57.785	1:43.640
5	1:02.677	1:45.776
76	1:05.598	1:42.861
31	3 Laps	2:18.442
3	1 Lap	1:53.997
93	1:13.931	1:46.070
12	1:17.926	1:46.519
65	1 Lap	1:55.907
85	1:22.792	1:45.167
166	1:44.730	1:47.832

Weather / Track : Sunny / Dry

Brands Hatch GP: 2.4332 miles
Date: 10/07/2022 Start: 17:17 Finish: 17:37

FJHRA / HSCC Historic Formula Junior Championship

RACE 17 - SECTOR ANALYSIS

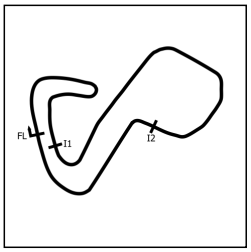

SECTOR 1 = FL to I1, SECTOR 2 = I1 to I2, SECTOR 3 = I2 to FL, DIFF = Difference To Personal Best Lap, P = Crossed Finish Line in Pit Lane, D = Time Disallowed

P1 167 E1 Michael O'BRIEN Brabham BT6

IDEAL LAP TIME : 1:38.755 BEST LAP TIME : 1:38.830 DIFFERENCE : 0.075

LAP	SECTOR 1		SECTOR 2		SECTOR 3		LAP TIME	MPH	DIFF	TIME OF DAY
1 -		96.1	44.837	85.8	24.000	117.1	1:46.353	82.36	7.523	17:18:55.678
2 -	31.225	96.5	45.114	83.5	24.008	117.3	1:40.347	87.29	1.517	17:20:36.025
3 -	31.199	96.5	44.437	86.7	23.934	117.5	1:39.570	87.97	0.740	17:22:15.595
4 -	31.185	96.6	44.543	87.7	23.880	117.3	1:39.608	87.94	0.778	17:23:55.203
5 -	31.485	96.1	44.178	84.8	24.783	116.3	1:40.446	87.20	1.616	17:25:35.649
6 -	31.589	96.5	46.378	87.1	23.914	117.1	1:41.881	85.98	3.051	17:27:17.530
7 -	31.065	96.8	44.194	86.8	23.768	117.5	1:39.027 **(2)**	88.45	0.197	17:28:56.557
8 -	31.488	96.9	46.634	84.6	24.096	116.9	1:42.218	85.69	3.388	17:30:38.775
9 -	31.133	97.6	***44.026***	88.4	***23.671***	116.9	***1:38.830*** **(1)**	***88.63***		***17:32:17.605***
10 -	***31.058***	97.8	44.300	88.0	23.905	***118.5***	1:39.263 **(3)**	88.24	0.433	17:33:56.868
11 -	31.887	***97.9***	44.494	87.2	23.859	117.7	1:40.240	87.38	1.410	17:35:37.108
12 -	31.259	97.8	45.226	***89.0***	23.888	116.9	1:40.373	87.27	1.543	17:37:17.481

P2 194 E1 Clive RICHARDS Lotus 22

IDEAL LAP TIME : 1:39.914 BEST LAP TIME : 1:39.935 DIFFERENCE : 0.021

LAP	SECTOR 1		SECTOR 2		SECTOR 3		LAP TIME	MPH	DIFF	TIME OF DAY
1 -		96.4	44.973	84.9	24.025	118.3	1:47.189	81.72	7.254	17:18:56.514
2 -	31.908	97.3	45.029	84.8	24.059	118.1	1:40.996	86.73	1.061	17:20:37.510
3 -	31.769	97.6	44.789	83.5	23.892	118.1	1:40.450 **(3)**	87.20	0.515	17:22:17.960
4 -	31.700	97.1	45.503	85.0	24.068	117.9	1:41.271	86.49	1.336	17:23:59.231
5 -	31.512	97.9	***44.622***	87.4	***23.801***	***119.6***	***1:39.935*** **(1)**	***87.65***		***17:25:39.166***
6 -	32.850	98.1	45.995	85.7	23.919	117.7	1:42.764	85.24	2.829	17:27:21.930
7 -	***31.491***	98.1	44.871	***89.4***	24.176	117.7	1:40.538	87.12	0.603	17:29:02.468
8 -	31.675	98.1	45.280	88.1	23.919	118.5	1:40.874	86.83	0.939	17:30:43.342
9 -	31.579	97.5	45.135	84.2	23.994	117.3	1:40.708	86.98	0.773	17:32:24.050
10 -	31.564	97.8	44.870	87.9	23.938	117.1	1:40.372 **(2)**	87.27	0.437	17:34:04.422
11 -	31.563	***98.3***	45.628	87.9	24.040	116.7	1:41.231	86.53	1.296	17:35:45.653
12 -	31.756	96.4	46.280	82.0	25.289	114.1	1:43.325	84.77	3.390	17:37:28.978

P3 50 E1 Philipp BUHOFER Lotus 27

IDEAL LAP TIME : 1:42.425 BEST LAP TIME : 1:43.007 DIFFERENCE : 0.582

LAP	SECTOR 1		SECTOR 2		SECTOR 3		LAP TIME	MPH	DIFF	TIME OF DAY
1 -		90.6	48.701	77.9	25.218	117.7	1:56.432	75.23	13.425	17:19:05.757
2 -	33.229	85.9	48.477	78.8	25.155	119.1	1:46.861	81.97	3.854	17:20:52.618
3 -	33.402	91.5	47.691	83.9	24.594	***120.0***	1:45.687	82.88	2.680	17:22:38.305
4 -	34.626	92.0	45.939	86.4	24.625	117.7	1:45.190	83.27	2.183	17:24:23.495
5 -	33.500	96.2	***45.608***	88.4	***24.526***	117.5	1:43.634	84.52	0.627	17:26:07.129
6 -	32.341	94.9	47.197	83.0	24.645	118.9	1:44.183	84.08	1.176	17:27:51.312
7 -	32.951	94.5	47.744	79.9	24.991	116.3	1:45.686	82.88	2.679	17:29:36.998
8 -	32.478	95.5	46.573	87.1	24.527	117.3	1:43.578 **(3)**	84.57	0.571	17:31:20.576
9 -	32.826	94.5	46.027	86.8	24.570	116.1	1:43.423 **(2)**	84.69	0.416	17:33:03.999
10 -	***32.291***	97.1	46.030	86.3	24.686	116.5	***1:43.007*** **(1)**	***85.04***		***17:34:47.006***
11 -	32.820	***97.8***	46.440	***92.4***	25.360	116.1	1:44.620	83.73	1.613	17:36:31.626
12 -	32.455	97.2	46.424	81.3	24.761	116.7	1:43.640	84.52	0.633	17:38:15.266

Weather / Track : Sunny / Dry

Brands Hatch GP: 2.4332 miles
Date: 10/07/2022 Start: 17:17 Finish: 17:37

FJHRA / HSCC Historic Formula Junior Championship

RACE 17 - SECTOR ANALYSIS

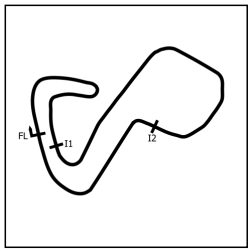

SECTOR 1 = FL to I1, SECTOR 2 = I1 to I2, SECTOR 3 = I2 to FL, DIFF = Difference To Personal Best Lap, P = Crossed Finish Line in Pit Lane, D = Time Disallowed

P4 5 E1 Robin LONGDON Lola Mk5A

IDEAL LAP TIME : 1:43.526 BEST LAP TIME : 1:43.569 DIFFERENCE : 0.043

LAP	SECTOR 1		SECTOR 2		SECTOR 3		LAP TIME		MPH	DIFF	TIME OF DAY
1 -		85.3	48.312	79.9	25.415	115.9	1:54.525		76.48	10.956	17:19:03.850
2 -	33.484	89.3	48.175	79.2	25.402	115.5	1:47.061		81.82	3.492	17:20:50.911
3 -	33.262	91.0	47.380	80.5	25.325	115.9	1:45.967		82.66	2.398	17:22:36.878
4 -	33.541	87.9	46.586	84.9	24.835	116.5	1:44.962		83.45	1.393	17:24:21.840
5 -	33.384	93.4	46.462	85.5	24.952	115.7	1:44.798		83.58	1.229	17:26:06.638
6 -	***32.479***	92.0	46.990	84.4	24.996	116.1	1:44.465		83.85	0.896	17:27:51.103
7 -	32.886	***95.5***	47.687	82.5	25.801	115.9	1:46.374		82.34	2.805	17:29:37.477
8 -	32.563	92.3	46.309	86.0	25.068	***117.1***	1:43.940	**(2)**	84.27	0.371	17:31:21.417
9 -	32.522	92.5	***46.249***	***87.7***	***24.798***	116.3	***1:43.569***	**(1)**	***84.57***		***17:33:04.986***
10 -	32.527	94.7	46.490	84.3	24.975	114.3	1:43.992	**(3)**	84.23	0.423	17:34:48.978
11 -	33.693	88.0	46.702	82.1	25.009	115.7	1:45.404		83.10	1.835	17:36:34.382
12 -	33.030	94.9	47.203	84.0	25.543	112.0	1:45.776		82.81	2.207	17:38:20.158

P5 76 E1 Tim CHILD Lotus 22

IDEAL LAP TIME : 1:42.043 BEST LAP TIME : 1:42.861 DIFFERENCE : 0.818

LAP	SECTOR 1		SECTOR 2		SECTOR 3		LAP TIME		MPH	DIFF	TIME OF DAY
1 -		87.4	49.215	***81.7***	24.954	116.3	1:56.829		74.97	13.968	17:19:06.154
2 -	34.025	90.4	46.884	73.6	25.059	***119.1***	1:45.968		82.66	3.107	17:20:52.122
3 -	33.265	91.1	47.308	78.9	24.816	118.5	1:45.389		83.11	2.528	17:22:37.511
4 -	45.926	85.8	46.674	75.9	25.257	118.5	1:57.857		74.32	14.996	17:24:35.368
5 -	32.443	94.5	46.280	78.4	24.680	117.9	1:43.403		84.71	0.542	17:26:18.771
6 -	32.210	95.0	46.317	75.0	24.734	116.7	1:43.261		84.83	0.400	17:28:02.032
7 -	32.858	94.1	46.225	74.5	25.083	114.3	1:44.166		84.09	1.305	17:29:46.198
8 -	33.018	95.0	46.569	79.7	***24.375***	117.9	1:43.962		84.26	1.101	17:31:30.160
9 -	32.474	90.4	46.298	81.5	25.111	116.9	1:43.883		84.32	1.022	17:33:14.043
10 -	32.463	90.8	45.769	78.1	24.713	116.3	1:42.945	**(2)**	85.09	0.084	17:34:56.988
11 -	32.159	93.4	***45.718***	78.4	25.353	116.5	1:43.230	**(3)**	84.85	0.369	17:36:40.218
12 -	***31.950***	***96.1***	46.367	78.3	24.544	117.5	***1:42.861***	**(1)**	***85.16***		***17:38:23.079***

P6 93 E1 Rudolf ERNST Lotus 22

IDEAL LAP TIME : 1:44.071 BEST LAP TIME : 1:44.659 DIFFERENCE : 0.588

LAP	SECTOR 1		SECTOR 2		SECTOR 3		LAP TIME		MPH	DIFF	TIME OF DAY
1 -		90.4	48.856	79.2	25.492	114.7	1:55.764		75.66	11.105	17:19:05.089
2 -	33.637	90.5	47.391	77.6	25.286	116.1	1:46.314		82.39	1.655	17:20:51.403
3 -	33.835	92.9	47.015	78.9	25.118	***116.9***	1:45.968		82.66	1.309	17:22:37.371
4 -	35.823	88.0	46.856	82.7	25.230	115.3	1:47.909		81.17	3.250	17:24:25.280
5 -	33.351	94.5	***46.301***	85.5	***25.007***	114.9	***1:44.659***	**(1)**	***83.69***		***17:26:09.939***
6 -	32.886	94.3	47.459	84.3	25.187	114.3	1:45.532		83.00	0.873	17:27:55.471
7 -	***32.763***	***95.1***	49.035	66.1	25.963	114.9	1:47.761		81.28	3.102	17:29:43.232
8 -	33.089	93.7	47.837	76.3	25.312	112.4	1:46.238		82.45	1.579	17:31:29.470
9 -	32.876	91.6	47.432	84.8	25.031	114.3	1:45.339	**(3)**	83.15	0.680	17:33:14.809
10 -	33.736	90.5	46.476	82.7	25.152	112.4	1:45.364		83.13	0.705	17:35:00.173
11 -	33.167	94.9	46.471	***85.7***	25.531	113.7	1:45.169	**(2)**	83.29	0.510	17:36:45.342
12 -	32.999	92.8	47.440	84.4	25.631	114.7	1:46.070		82.58	1.411	17:38:31.412

FJHRA / HSCC Historic Formula Junior Championship

RACE 17 - SECTOR ANALYSIS

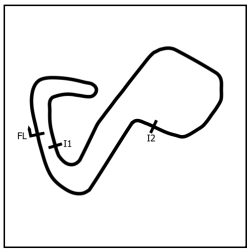

SECTOR 1 = FL to I1, SECTOR 2 = I1 to I2, SECTOR 3 = I2 to FL, DIFF = Difference To Personal Best Lap, P = Crossed Finish Line in Pit Lane, D = Time Disallowed

P7 12 D2 Stuart ROACH Alexis Mk3

IDEAL LAP TIME : 1:44.758 BEST LAP TIME : 1:45.447 DIFFERENCE : 0.689

LAP	SECTOR 1		SECTOR 2		SECTOR 3		LAP TIME	MPH	DIFF	TIME OF DAY
1 -		90.4	48.176	77.3	25.519	112.9	1:54.251	76.67	8.804	17:19:03.576
2 -	33.970	87.3	49.136	81.9	25.294	115.3	1:48.400	80.81	2.953	17:20:51.976
3 -	33.919	92.9	47.249	80.3	***25.014***	***115.5***	1:46.182	82.49	0.735	17:22:38.158
4 -	35.726	87.6	***46.904***	***82.8***	25.196	114.9	1:47.826	81.24	2.379	17:24:25.984
5 -	34.159	88.8	47.490	78.7	25.210	113.7	1:46.859	81.97	1.412	17:26:12.843
6 -	33.213	92.9	47.463	78.0	25.159	112.9	1:45.835 **(3)**	82.76	0.388	17:27:58.678
7 -	33.244	93.9	47.574	73.5	25.832	112.2	1:46.650	82.13	1.203	17:29:45.328
8 -	33.481	94.3	47.596	77.8	25.111	113.1	1:46.188	82.49	0.741	17:31:31.516
9 -	***32.840***	91.0	47.396	80.0	25.480	110.9	1:45.716 **(2)**	82.86	0.269	17:33:17.232
10 -	33.327	***94.7***	47.630	78.9	25.252	112.0	1:46.209	82.47	0.762	17:35:03.441
11 -	33.278	93.4	46.992	77.0	25.177	112.7	***1:45.447*** **(1)**	***83.07***		***17:36:48.888***
12 -	33.227	93.5	47.785	76.6	25.507	112.0	1:46.519	82.23	1.072	17:38:35.407

P8 85 D2 John CHISHOLM Gemini Mk3A

IDEAL LAP TIME : 1:44.804 BEST LAP TIME : 1:45.167 DIFFERENCE : 0.363

LAP	SECTOR 1		SECTOR 2		SECTOR 3		LAP TIME	MPH	DIFF	TIME OF DAY
1 -		90.0	49.081	79.7	25.936	113.3	1:56.755	75.02	11.588	17:19:06.080
2 -	35.099	87.3	47.257	***87.0***	25.242	114.5	1:47.598	81.41	2.431	17:20:53.678
3 -	33.520	92.9	47.333	82.9	24.954	114.5	1:45.807	82.79	0.640	17:22:39.485
4 -	34.810	84.9	47.245	83.7	25.146	***114.7***	1:47.201	81.71	2.034	17:24:26.686
5 -	33.381	***93.9***	48.008	80.3	24.949	114.5	1:46.338	82.37	1.171	17:26:13.024
6 -	33.692	89.8	47.255	80.6	25.469	105.1	1:46.416	82.31	1.249	17:27:59.440
7 -	33.484	93.8	47.672	78.9	25.477	112.2	1:46.633	82.14	1.466	17:29:46.073
8 -	33.794	93.4	47.442	78.3	25.025	112.4	1:46.261	82.43	1.094	17:31:32.334
9 -	32.999	93.2	53.670	81.9	***24.882***	111.8	1:51.551	78.52	6.384	17:33:23.885
10 -	33.141	93.4	47.393	78.3	25.069	111.1	1:45.603 **(2)**	82.95	0.436	17:35:09.488
11 -	33.096	92.9	47.264	80.7	25.258	112.0	1:45.618 **(3)**	82.93	0.451	17:36:55.106
12 -	***32.845***	93.5	***47.077***	77.2	25.245	113.1	***1:45.167*** **(1)**	***83.29***		***17:38:40.273***

P9 166 E1 Geoff UNDERWOOD Brabham BT2

IDEAL LAP TIME : 1:46.805 BEST LAP TIME : 1:46.893 DIFFERENCE : 0.088

LAP	SECTOR 1		SECTOR 2		SECTOR 3		LAP TIME	MPH	DIFF	TIME OF DAY
1 -		86.4	49.543	78.4	25.792	113.7	1:59.216	73.47	12.323	17:19:08.541
2 -	34.091	92.8	48.787	79.0	25.812	113.3	1:48.690	80.59	1.797	17:20:57.231
3 -	33.900	90.8	48.942	***79.1***	25.818	113.3	1:48.660	80.61	1.767	17:22:45.891
4 -	34.262	91.8	49.493	72.1	26.550	112.9	1:50.305	79.41	3.412	17:24:36.196
5 -	33.860	92.1	49.933	***79.1***	25.702	113.7	1:49.495	80.00	2.602	17:26:25.691
6 -	33.656	94.7	49.423	75.1	25.833	113.3	1:48.912	80.43	2.019	17:28:14.603
7 -	33.389	93.2	48.376	74.3	25.811	114.1	1:47.576 **(2)**	81.42	0.683	17:30:02.179
8 -	33.341	91.9	48.675	73.1	26.517	***116.5***	1:48.533	80.71	1.640	17:31:50.712
9 -	33.911	94.2	48.715	72.2	25.836	113.7	1:48.462	80.76	1.569	17:33:39.174
10 -	***33.094***	***95.1***	48.219	76.3	***25.580***	113.7	***1:46.893*** **(1)**	***81.94***		***17:35:26.067***
11 -	33.513	88.1	49.001	77.8	25.798	113.3	1:48.312	80.87	1.419	17:37:14.379
12 -	33.865	93.4	***48.131***	76.5	25.836	112.4	1:47.832 **(3)**	81.23	0.939	17:39:02.211

FJHRA / HSCC Historic Formula Junior Championship

RACE 17 - SECTOR ANALYSIS

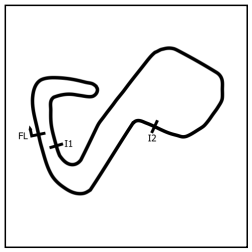

SECTOR 1 = FL to I1, SECTOR 2 = I1 to I2, SECTOR 3 = I2 to FL, DIFF = Difference To Personal Best Lap, P = Crossed Finish Line in Pit Lane, D = Time Disallowed

P10 39 C2 Nic CARLTON-SMITH — Kieft FJ

IDEAL LAP TIME : 1:47.699 BEST LAP TIME : 1:47.699 DIFFERENCE : 0.000

LAP	SECTOR 1		SECTOR 2		SECTOR 3		LAP TIME		MPH	DIFF	TIME OF DAY
1 -		90.0	50.037	77.5	25.784	***113.5***	1:58.166		74.13	10.467	17:19:07.491
2 -	34.145	86.1	48.208	78.0	25.790	112.7	1:48.143	**(2)**	81.00	0.444	17:20:55.634
3 -	34.236	***90.3***	48.784	75.9	25.820	112.2	1:48.840		80.48	1.141	17:22:44.474
4 -	34.792	85.5	49.294	75.4	25.982	112.2	1:50.068		79.58	2.369	17:24:34.542
5 -	34.453	88.8	48.830	76.8	25.793	112.2	1:49.076		80.30	1.377	17:26:23.618
6 -	33.851	88.3	48.697	77.2	25.729	111.8	1:48.277	**(3)**	80.90	0.578	17:28:11.895
7 -	***33.829***	89.4	***48.154***	***79.3***	***25.716***	112.0	***1:47.699***	**(1)**	***81.33***		***17:29:59.594***
8 -	33.920	89.1	49.637	70.1	26.999	109.8	1:50.556		79.23	2.857	17:31:50.150
9 -	34.954	89.3	49.531	77.1	25.988	111.2	1:50.473		79.29	2.774	17:33:40.623
10 -	34.676	88.6	48.585	74.9	26.853	109.8	1:50.114		79.55	2.415	17:35:30.737
11 -	34.602	82.6	50.652	77.2	26.102	107.8	1:51.356		78.66	3.657	17:37:22.093

P11 42 D2 Martin AUBERT — Lotus 20

IDEAL LAP TIME : 1:50.299 BEST LAP TIME : 1:50.300 DIFFERENCE : 0.001

LAP	SECTOR 1		SECTOR 2		SECTOR 3		LAP TIME		MPH	DIFF	TIME OF DAY
1 -		78.9	51.246	72.8	26.944	111.1	2:03.143		71.13	12.843	17:19:12.468
2 -	35.868	82.2	51.609	71.1	27.146	109.4	1:54.623		76.42	4.323	17:21:07.091
3 -	36.238	83.1	52.562	71.8	27.005	106.6	1:55.805		75.64	5.505	17:23:02.896
4 -	36.034	82.3	51.207	73.5	27.048	111.8	1:54.289		76.64	3.989	17:24:57.185
5 -	35.801	80.7	51.847	73.9	26.402	109.1	1:54.050		76.80	3.750	17:26:51.235
6 -	35.625	86.8	53.044	73.2	27.785	110.3	1:56.454		75.22	6.154	17:28:47.689
7 -	34.834	***87.2***	49.904	73.1	26.498	109.8	1:51.236	**(3)**	78.75	0.936	17:30:38.925
8 -	34.905	86.4	49.791	74.1	26.541	112.2	1:51.237		78.74	0.937	17:32:30.162
9 -	34.447	86.8	49.889	***76.8***	***26.398***	112.0	1:50.734	**(2)**	79.10	0.434	17:34:20.896
10 -	***34.266***	87.1	***49.635***	73.5	26.399	***112.7***	***1:50.300***	**(1)**	***79.41***		***17:36:11.196***
11 -	34.792	80.1	51.253	69.6	26.621	108.4	1:52.666		77.75	2.366	17:38:03.862

P12 3 B2 Justin FLEMING — Lola Mk2

IDEAL LAP TIME : 1:53.376 BEST LAP TIME : 1:53.997 DIFFERENCE : 0.621

LAP	SECTOR 1		SECTOR 2		SECTOR 3		LAP TIME		MPH	DIFF	TIME OF DAY
1 -		82.3	52.142	75.0	27.652	107.3	2:05.874		69.59	11.877	17:19:15.199
2 -	35.820	85.7	51.566	76.4	27.507	105.1	1:54.893	**(3)**	76.24	0.896	17:21:10.092
3 -	36.571	81.5	51.993	71.0	27.290	107.8	1:55.854		75.61	1.857	17:23:05.946
4 -	35.815	84.2	51.804	75.6	27.155	107.2	1:54.774	**(2)**	76.32	0.777	17:25:00.720
5 -	35.847	85.1	52.238	76.0	27.486	107.3	1:55.571		75.79	1.574	17:26:56.291
6 -	***35.802***	85.0	52.615	70.6	27.520	105.8	1:55.937		75.55	1.940	17:28:52.228
7 -	36.652	85.1	52.183	75.8	27.335	97.3	1:56.170		75.40	2.173	17:30:48.398
8 -	36.284	***87.1***	51.346	72.3	27.382	106.0	1:55.012		76.16	1.015	17:32:43.410
9 -	35.840	86.1	51.869	74.5	27.688	104.0	1:55.397		75.91	1.400	17:34:38.807
10 -	36.013	86.8	51.571	72.0	28.302	104.8	1:55.886		75.59	1.889	17:36:34.693
11 -	36.423	84.6	***50.691***	***76.8***	***26.883***	***108.2***	***1:53.997***	**(1)**	***76.84***		***17:38:28.690***

P13 65 E1 Richard FERRIS — Donford FJ

IDEAL LAP TIME : 1:52.624 BEST LAP TIME : 1:53.538 DIFFERENCE : 0.914

LAP	SECTOR 1		SECTOR 2		SECTOR 3		LAP TIME		MPH	DIFF	TIME OF DAY
1 -		86.1	51.407	***79.4***	27.117	***111.6***	2:02.135		71.72	8.597	17:19:11.460
2 -	35.451	85.9	51.242	78.3	27.465	106.1	1:54.158		76.73	0.620	17:21:05.618
3 -	36.070	82.7	53.141	74.8	27.603	107.3	1:56.814		74.98	3.276	17:23:02.432
4 -	34.803	88.3	52.165	76.7	27.834	110.5	1:54.802		76.30	1.264	17:24:57.234
5 -	35.477	88.3	***51.013***	77.2	27.240	108.4	1:53.730	**(2)**	77.02	0.192	17:26:50.964
6 -	35.060	88.3	53.008	72.5	28.799	109.1	1:56.867		74.95	3.329	17:28:47.831
7 -	35.699	86.5	51.426	72.3	***26.938***	109.6	1:54.063	**(3)**	76.79	0.525	17:30:41.894
8 -	***34.673***	***90.1***	51.139	73.1	27.726	104.5	***1:53.538***	**(1)**	***77.15***		***17:32:35.432***
9 -	35.083	86.2	51.511	77.5	29.237	100.6	1:55.831		75.62	2.293	17:34:31.263
10 -	35.252	85.7	52.667	77.7	43.113	101.5	2:11.032		66.85	17.494	17:36:42.295
11 -	36.007	83.3	52.075	78.5	27.825	101.6	1:55.907		75.57	2.369	17:38:38.202

FJHRA / HSCC Historic Formula Junior Championship

RACE 17 - SECTOR ANALYSIS

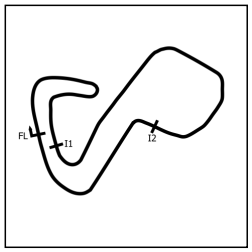

SECTOR 1 = FL to I1, SECTOR 2 = I1 to I2, SECTOR 3 = I2 to FL, DIFF = Difference To Personal Best Lap, P = Crossed Finish Line in Pit Lane, D = Time Disallowed

P14 45 C2 Crispian BESLEY — Lotus 18

IDEAL LAP TIME : 1:57.613 BEST LAP TIME : 1:58.738 DIFFERENCE : 1.125

LAP	SECTOR 1		SECTOR 2		SECTOR 3		LAP TIME		MPH	DIFF	TIME OF DAY
1 -		77.0	56.180	71.4	28.441	102.1	2:13.055		65.83	14.317	17:19:22.380
2 -	38.119	79.1	57.037	71.4	28.543	98.2	2:03.699		70.81	4.961	17:21:26.079
3 -	37.623	77.7	56.201	70.9	28.279	102.7	2:02.103		71.74	3.365	17:23:28.182
4 -	37.098	78.5	55.463	70.2	28.406	101.5	2:00.967		72.41	2.229	17:25:29.149
5 -	37.135	78.3	55.924	***75.1***	28.756	102.4	2:01.815		71.91	3.077	17:27:30.964
6 -	37.002	79.1	56.239	69.2	28.528	101.3	2:01.769		71.93	3.031	17:29:32.733
7 -	36.899	77.2	54.773	62.6	29.851	***102.9***	2:01.523		72.08	2.785	17:31:34.256
8 -	37.009	79.9	53.898	70.9	***27.831***	100.7	***1:58.738***	**(1)**	***73.77***		***17:33:32.994***
9 -	37.052	79.7	***53.238***	71.3	29.024	102.1	1:59.314	**(3)**	73.41	0.576	17:35:32.308
10 -	***36.544***	***80.5***	54.277	73.6	28.459	99.5	1:59.280	**(2)**	73.43	0.542	17:37:31.588

P15 7 B2 Duncan RABAGLIATI — Alexis HF1

IDEAL LAP TIME : 2:03.643 BEST LAP TIME : 2:03.991 DIFFERENCE : 0.348

LAP	SECTOR 1		SECTOR 2		SECTOR 3		LAP TIME		MPH	DIFF	TIME OF DAY
1 -		77.6	57.833	66.4	29.732	97.8	2:15.149		64.81	11.158	17:19:24.474
2 -	39.169	76.6	***55.915***	64.1	29.606	100.3	2:04.690		70.25	0.699	17:21:29.164
3 -	38.526	77.8	56.082	68.6	29.494	98.6	2:04.102	**(3)**	70.58	0.111	17:23:33.266
4 -	38.330	78.0	56.102	70.1	29.918	94.9	2:04.350		70.44	0.359	17:25:37.616
5 -	38.340	78.4	56.072	66.9	29.579	98.8	***2:03.991***	**(1)**	***70.64***		***17:27:41.607***
6 -	38.775	77.6	56.455	***72.8***	29.679	95.7	2:04.909		70.12	0.918	17:29:46.516
7 -	38.801	***79.7***	56.176	70.1	***29.449***	97.1	2:04.426		70.40	0.435	17:31:50.942
8 -	39.155	77.4	56.045	71.6	29.608	98.2	2:04.808		70.18	0.817	17:33:55.750
9 -	***38.279***	79.1	55.943	71.0	29.877	96.6	2:04.099	**(2)**	70.58	0.108	17:35:59.849
10 -	38.701	77.9	57.513	67.2	29.749	***101.0***	2:05.963		69.54	1.972	17:38:05.812

P16 60 E1 Syd FRASER — Lotus 20/22

IDEAL LAP TIME : 2:02.501 BEST LAP TIME : 2:02.701 DIFFERENCE : 0.200

LAP	SECTOR 1		SECTOR 2		SECTOR 3		LAP TIME		MPH	DIFF	TIME OF DAY
1 -		78.3	57.844	65.4	29.050	106.0	2:14.860		64.95	12.159	17:19:24.185
2 -	37.756	77.8	57.179	63.3	28.933	106.8	2:03.868		70.71	1.167	17:21:28.053
3 -	38.056	78.0	56.395	64.0	29.388	106.1	2:03.839	**(3)**	70.73	1.138	17:23:31.892
4 -	***37.558***	81.4	56.268	65.3	28.875	106.1	***2:02.701***	**(1)**	***71.39***		***17:25:34.593***
5 -	40.261	76.6	***56.088***	69.3	***28.855***	***109.4***	2:05.204		69.96	2.503	17:27:39.797
6 -	37.601	81.6	57.148	67.0	28.896	96.5	2:03.645	**(2)**	70.84	0.944	17:29:43.442
7 -	39.102	***84.3***	56.237	64.5	29.166	103.7	2:04.505		70.35	1.804	17:31:47.947
8 -	39.313	82.8	56.293	66.3	29.378	105.5	2:04.984		70.08	2.283	17:33:52.931
9 -	39.018	81.7	57.525	***69.6***	29.064	104.3	2:05.607		69.74	2.906	17:35:58.538
10 -	38.533	72.3	59.610	***69.6***	29.180	108.9	2:07.323		68.80	4.622	17:38:05.861

P17 23 B2 Keith ROACH — Condor S2

IDEAL LAP TIME : 2:01.734 BEST LAP TIME : 2:03.443 DIFFERENCE : 1.709

LAP	SECTOR 1		SECTOR 2		SECTOR 3		LAP TIME		MPH	DIFF	TIME OF DAY
1 -		79.1	56.931	67.2	29.105	***101.3***	2:17.080		63.90	13.637	17:19:26.405
2 -	38.751	79.0	56.323	68.4	29.159	99.1	2:04.233		70.51	0.790	17:21:30.638
3 -	38.948	78.3	***55.686***	67.5	29.443	99.8	2:04.077	**(3)**	70.60	0.634	17:23:34.715
4 -	37.932	80.9	56.398	72.1	29.251	95.4	2:03.581	**(2)**	70.88	0.138	17:25:38.296
5 -	38.214	***81.0***	57.706	***73.8***	***28.309***	99.5	2:04.229		70.51	0.786	17:27:42.525
6 -	38.556	78.2	57.553	70.1	29.421	98.1	2:05.530		69.78	2.087	17:29:48.055
7 -	38.031	80.9	56.208	70.0	29.898	97.1	2:04.137		70.56	0.694	17:31:52.192
8 -	38.359	77.7	57.903	71.5	28.690	98.5	2:04.952		70.10	1.509	17:33:57.144
9 -	***37.739***	80.1	57.228	71.8	28.476	***101.3***	***2:03.443***	**(1)**	***70.96***		***17:36:00.587***
10 -	38.554	79.2	59.064	72.7	28.395	97.6	2:06.013		69.51	2.570	17:38:06.600

FJHRA / HSCC Historic Formula Junior Championship

RACE 17 - SECTOR ANALYSIS

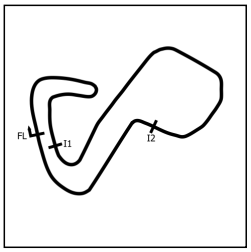

SECTOR 1 = FL to I1, SECTOR 2 = I1 to I2, SECTOR 3 = I2 to FL, DIFF = Difference To Personal Best Lap, P = Crossed Finish Line in Pit Lane, D = Time Disallowed

P18 131 B2 Dave WALL Gemini Mk11

IDEAL LAP TIME : 2:07.652 BEST LAP TIME : 2:08.292 DIFFERENCE : 0.640

LAP	SECTOR 1		SECTOR 2		SECTOR 3		LAP TIME		MPH	DIFF	TIME OF DAY
1 -		55.0	1:04.933	59.2	31.922	95.3	2:40.558		54.55	32.266	17:19:49.883
2 -	41.797	65.4	1:01.512	60.5	31.488	***96.0***	2:14.797		64.98	6.505	17:22:04.680
3 -	41.825	63.0	1:02.025	59.3	31.979	89.4	2:15.829		64.49	7.537	17:24:20.509
4 -	44.159	65.0	1:00.622	61.3	30.613	***96.0***	2:15.394		64.69	7.102	17:26:35.903
5 -	40.685	65.5	1:01.725	62.0	31.780	93.8	2:14.190		65.27	5.898	17:28:50.093
6 -	41.157	70.6	58.950	62.4	30.412	94.7	2:10.519		67.11	2.227	17:31:00.612
7 -	***39.382***	***71.9***	***57.950***	***65.4***	30.960	90.8	***2:08.292***	**(1)**	***68.28***		***17:33:08.904***
8 -	41.304	70.4	58.422	64.0	***30.320***	94.3	2:10.046	**(2)**	67.35	1.754	17:35:18.950
9 -	39.676	70.0	59.919	65.0	30.559	91.0	2:10.154	**(3)**	67.30	1.862	17:37:29.104

P19 31 C1 Peter EDBROOKE Lotus 18

IDEAL LAP TIME : 2:14.077 BEST LAP TIME : 2:16.102 DIFFERENCE : 2.025

LAP	SECTOR 1		SECTOR 2		SECTOR 3		LAP TIME		MPH	DIFF	TIME OF DAY
1 -		***70.1***	1:02.807	57.8	31.778	***91.9***	2:32.066		57.60	15.964	17:19:41.391
2 -	***41.439***	68.1	1:02.527	55.2	32.136	88.6	***2:16.102***	**(1)**	***64.36***		***17:21:57.493***
3 -	42.228	67.1	1:04.231	55.8	32.712	86.3	2:19.171		62.94	3.069	17:24:16.664
4 -	48.726	67.4	1:04.071	58.3	***31.452***	91.5	2:24.249		60.72	8.147	17:26:40.913
5 -	41.593	69.8	1:07.125	54.6	33.822	81.2	2:22.540		61.45	6.438	17:29:03.453
6 -	42.379	70.0	***1:01.186***	59.0	32.918	83.5	2:16.483	**(2)**	64.18	0.381	17:31:19.936
7 -	43.837	60.2	1:06.824	***62.6***	33.668	84.7	2:24.329		60.69	8.227	17:33:44.265
8 -	41.608	69.2	1:08.151	55.5	32.586	88.0	2:22.345		61.53	6.243	17:36:06.610
9 -	42.923	62.9	1:01.929	46.4	33.590	81.6	2:18.442	**(3)**	63.27	2.340	17:38:25.052

P20 68 E1 James MURRAY Lola Mk5A

IDEAL LAP TIME : 1:43.623 BEST LAP TIME : 1:44.162 DIFFERENCE : 0.539

LAP	SECTOR 1		SECTOR 2		SECTOR 3		LAP TIME		MPH	DIFF	TIME OF DAY
1 -		86.4	49.191	77.4	25.465	114.7	1:55.205		76.03	11.043	17:19:04.530
2 -	33.311	84.6	47.993	74.8	25.289	114.7	1:46.593		82.18	2.431	17:20:51.123
3 -	33.286	91.8	47.566	76.1	25.071	***117.3***	1:45.923	**(3)**	82.70	1.761	17:22:37.046
4 -	32.737	91.1	***46.291***	***84.4***	25.134	113.9	***1:44.162***	**(1)**	***84.09***		***17:24:21.208***
5 -	32.973	94.6	46.310	82.5	***25.042***	113.7	1:44.325	**(2)**	83.96	0.163	17:26:05.533

P21 17 C2 Peter FENICHEL Cooper T56

IDEAL LAP TIME : 2:11.597 BEST LAP TIME : 2:15.214 DIFFERENCE : 3.617

LAP	SECTOR 1		SECTOR 2		SECTOR 3		LAP TIME		MPH	DIFF	TIME OF DAY
1 -		73.7	***59.268***	***65.4***	***31.440***	***94.9***	2:27.297	**(2)**	59.47	12.083	17:19:36.622
2 -	***40.889***	73.8	1:02.723	63.3	31.602	91.1	***2:15.214***	**(1)**	***64.78***		***17:21:51.836***

Weather / Track : Sunny / Dry

Brands Hatch GP: 2.4332 miles
Date: 10/07/2022 Start: 17:17 Finish: 17:37

FJHRA / HSCC Historic Formula Junior Championship

RACE 17 - BEST SECTORS

SECTOR 1				SECTOR 2				SECTOR 3			
POS	NO	NAME	TIME	NO	NAME	TIME		NO	NAME	TIME	
1	167	O'BRIEN	31.058	167	O'BRIEN	44.026		167	O'BRIEN	23.671	
2	194	RICHARDS	31.491	194	RICHARDS	44.622		194	RICHARDS	23.801	
3	76	CHILD	31.950	50	BUHOFER	45.608		76	CHILD	24.375	
4	68	MURRAY	32.290	76	CHILD	45.718		50	BUHOFER	24.526	
5	50	BUHOFER	32.291	5	LONGDON	46.249		5	LONGDON	24.798	
6	5	LONGDON	32.479	68	MURRAY	46.291		85	CHISHOLM	24.882	
7	93	ERNST	32.763	93	ERNST	46.301		93	ERNST	25.007	
8	12	ROACH	32.840	12	ROACH	46.904		12	ROACH	25.014	
9	85	CHISHOLM	32.845	85	CHISHOLM	47.077		68	MURRAY	25.042	
10	166	UNDERWOOD	33.094	166	UNDERWOOD	48.131		166	UNDERWOOD	25.580	
11	39	CARLTON-SMITH	33.829	39	CARLTON-SMITH	48.154		39	CARLTON-SMITH	25.716	
12	42	AUBERT	34.266	42	AUBERT	49.635		42	AUBERT	26.398	
13	65	FERRIS	34.673	3	FLEMING	50.691		3	FLEMING	26.883	
14	3	FLEMING	35.802	65	FERRIS	51.013		65	FERRIS	26.938	
15	45	BESLEY	36.544	45	BESLEY	53.238		45	BESLEY	27.831	
16	60	FRASER	37.558	23	ROACH	55.686		23	ROACH	28.309	
17	23	ROACH	37.739	7	RABAGLIATI	55.915		60	FRASER	28.855	
18	7	RABAGLIATI	38.279	60	FRASER	56.088		7	RABAGLIATI	29.449	
19	131	WALL	39.382	131	WALL	57.950		131	WALL	30.320	
20	17	FENICHEL	40.889	17	FENICHEL	59.268		17	FENICHEL	31.440	
21	31	EDBROOKE	41.439	31	EDBROOKE	1:01.186		31	EDBROOKE	31.452	

IDEAL / BEST COMPARISON					
POS	NO	NAME	IDEAL	BEST	DIFF
		PERFECT LAP	1:38.755		
1	167	O'BRIEN	1:38.755	1:38.830	0.075
2	194	RICHARDS	1:39.914	1:39.935	0.021
3	76	CHILD	1:42.043	1:42.861	0.818
4	50	BUHOFER	1:42.425	1:43.007	0.582
5	5	LONGDON	1:43.526	1:43.569	0.043
6	68	MURRAY	1:43.623	1:44.162	0.539
7	93	ERNST	1:44.071	1:44.659	0.588
8	12	ROACH	1:44.758	1:45.447	0.689
9	85	CHISHOLM	1:44.804	1:45.167	0.363
10	166	UNDERWOOD	1:46.805	1:46.893	0.088
11	39	CARLTON-SMITH	1:47.699	1:47.699	0.000
12	42	AUBERT	1:50.299	1:50.300	0.001
13	65	FERRIS	1:52.624	1:53.538	0.914
14	3	FLEMING	1:53.376	1:53.997	0.621
15	45	BESLEY	1:57.613	1:58.738	1.125
16	23	ROACH	2:01.734	2:03.443	1.709
17	60	FRASER	2:02.501	2:02.701	0.200
18	7	RABAGLIATI	2:03.643	2:03.991	0.348
19	131	WALL	2:07.652	2:08.292	0.640
20	17	FENICHEL	2:11.597	2:15.214	3.617
21	31	EDBROOKE	2:14.077	2:16.102	2.025

Weather / Track : Sunny / Dry

Brands Hatch GP: 2.4332 miles
Date: 10/07/2022 Start: 17:17 Finish: 17:37

Results can be found at www.tsl-timing.com

Printed - 17:40 Sunday, 10 July 2022

FJHRA / HSCC Historic Formula Junior Championship

RACE 17 - BEST SPEEDS

	INTERMEDIATE 1			INTERMEDIATE 2			FINISH LINE		
POS	NO	NAME	MPH	NO	NAME	MPH	NO	NAME	MPH
1	194	RICHARDS	98.3	50	BUHOFER	92.4	50	BUHOFER	120.0
2	167	O'BRIEN	97.9	194	RICHARDS	89.4	194	RICHARDS	119.6
3	50	BUHOFER	97.8	167	O'BRIEN	89.0	76	CHILD	119.1
4	76	CHILD	96.1	5	LONGDON	87.7	167	O'BRIEN	118.5
5	5	LONGDON	95.5	85	CHISHOLM	87.0	68	MURRAY	117.3
6	93	ERNST	95.1	93	ERNST	85.7	5	LONGDON	117.1
7	166	UNDERWOOD	95.1	68	MURRAY	84.4	93	ERNST	116.9
8	68	MURRAY	94.9	12	ROACH	82.8	166	UNDERWOOD	116.5
9	12	ROACH	94.7	76	CHILD	81.7	12	ROACH	115.5
10	85	CHISHOLM	93.9	65	FERRIS	79.4	85	CHISHOLM	114.7
11	39	CARLTON-SMITH	90.3	39	CARLTON-SMITH	79.3	39	CARLTON-SMITH	113.5
12	65	FERRIS	90.1	166	UNDERWOOD	79.1	42	AUBERT	112.7
13	42	AUBERT	87.2	42	AUBERT	76.8	65	FERRIS	111.6
14	3	FLEMING	87.1	3	FLEMING	76.8	60	FRASER	109.4
15	60	FRASER	84.3	45	BESLEY	75.1	3	FLEMING	108.2
16	23	ROACH	81.0	23	ROACH	73.8	45	BESLEY	102.9
17	45	BESLEY	80.5	7	RABAGLIATI	72.8	23	ROACH	101.3
18	7	RABAGLIATI	79.7	60	FRASER	69.6	7	RABAGLIATI	101.0
19	17	FENICHEL	75.0	17	FENICHEL	65.4	131	WALL	96.0
20	131	WALL	71.9	131	WALL	65.4	17	FENICHEL	94.9
21	31	EDBROOKE	70.1	31	EDBROOKE	62.6	31	EDBROOKE	91.9

Weather / Track : Sunny / Dry

Brands Hatch GP: 2.4332 miles
Date: 10/07/2022 Start: 17:17 Finish: 17:37

Results can be found at www.tsl-timing.com

Printed - 17:40 Sunday, 10 July 2022

FJHRA / HSCC Historic Formula Junior Championship

RACE 17 - STATISTICS

Competitors Started	21
Planned Start	2022-07-10 @ 17:12:00.000
Actual Start	2022-07-10 @ 17:17:09.324
Finish Time	2022-07-10 @ 17:37:17.092
Track Length	2.4332mi.
Total Laps	217
Total Distance Covered	528.0238mi.

Session Fastest Lap History

NO	CL	NAME	LAP TIME	TIME OF DAY	LAP	VEHICLE
167	E1	**Michael O'BRIEN**	**1:46.353**	17:18:55.701	1	Brabham BT6
167	E1	**Michael O'BRIEN**	**1:40.347**	17:20:36.047	2	Brabham BT6
167	E1	**Michael O'BRIEN**	**1:39.570**	17:22:15.618	3	Brabham BT6
167	E1	**Michael O'BRIEN**	**1:39.027**	17:28:56.579	7	Brabham BT6
167	E1	**Michael O'BRIEN**	**1:38.830**	17:32:17.628	9	Brabham BT6

Session Leader History

NO	CL	NAME	FROM LAP	LAPS LED	DISTANCE	VEHICLE
167	E1	**Michael O'BRIEN**	1	12	29.19 miles	Brabham BT6

Flag History

TYPE	TIME OF DAY
GREEN	17:17:09.324
FINISH	17:37:17.092

Flag Statistics

TYPE	COUNT	TOTAL LAPS	TOTAL TIME
Green	1	12	22:17.476
Red	0	0	0.000
Safety Car	0	0	0.000
FCY	0	0	0.000

Weather / Track : Sunny / Dry

Brands Hatch GP: 2.4332 miles
Date: 10/07/2022 Start: 17:17 Finish: 17:37

FJHRA / HSCC Historic Formula Junior Championship

RACE 17 - STATISTICS

CLASS : B2

4 Starters

Fastest Lap History

NO	NAME	LAP TIME	TIME OF DAY	LAP	VEHICLE
3	**Justin FLEMING**	**2:05.874**	17:19:15.237	1	Lola Mk2
3	**Justin FLEMING**	**1:54.893**	17:21:10.132	2	Lola Mk2
3	**Justin FLEMING**	**1:54.774**	17:25:00.759	4	Lola Mk2
3	**Justin FLEMING**	**1:53.997**	17:38:28.728	11	Lola Mk2

Leader History

NO	NAME	FROM LAP	LAPS LED	DISTANCE	VEHICLE
3	**Justin FLEMING**	1	11	26.76 miles	Lola Mk2

FJHRA / HSCC Historic Formula Junior Championship

RACE 17 - STATISTICS

CLASS : C1

1 Starters

Fastest Lap History

NO	NAME	LAP TIME	TIME OF DAY	LAP	VEHICLE
31	**Peter EDBROOKE**	**2:32.066**	17:19:41.416	1	Lotus 18
31	**Peter EDBROOKE**	**2:16.102**	17:21:57.519	2	Lotus 18

Leader History

NO	NAME	FROM LAP	LAPS LED	DISTANCE	VEHICLE
31	**Peter EDBROOKE**	1	9	21.89 miles	Lotus 18

Weather / Track : Sunny / Dry

Brands Hatch GP: 2.4332 miles
Date: 10/07/2022 Start: 17:17 Finish: 17:37

FJHRA / HSCC Historic Formula Junior Championship

RACE 17 - STATISTICS

CLASS : C2

3 Starters

Fastest Lap History

NO	NAME	LAP TIME	TIME OF DAY	LAP	VEHICLE
39	**Nic CARLTON-SMITH**	**1:58.166**	17:19:07.509	1	Kieft FJ
39	**Nic CARLTON-SMITH**	**1:48.143**	17:20:55.652	2	Kieft FJ
39	**Nic CARLTON-SMITH**	**1:47.699**	17:29:59.612	7	Kieft FJ

Leader History

NO	NAME	FROM LAP	LAPS LED	DISTANCE	VEHICLE
39	**Nic CARLTON-SMITH**	1	11	26.76 miles	Kieft FJ

FJHRA / HSCC Historic Formula Junior Championship

RACE 17 - STATISTICS

CLASS : D2

3 Starters

Fastest Lap History

NO	NAME	LAP TIME	TIME OF DAY	LAP	VEHICLE
12	**Stuart ROACH**	**1:54.251**	17:19:03.598	1	Alexis Mk3
12	**Stuart ROACH**	**1:48.400**	17:20:51.998	2	Alexis Mk3
85	**John CHISHOLM**	**1:47.598**	17:20:53.701	2	Gemini Mk3A
12	**Stuart ROACH**	**1:46.182**	17:22:38.179	3	Alexis Mk3
85	**John CHISHOLM**	**1:45.807**	17:22:39.508	3	Gemini Mk3A
12	**Stuart ROACH**	**1:45.716**	17:33:17.254	9	Alexis Mk3
85	**John CHISHOLM**	**1:45.603**	17:35:09.512	10	Gemini Mk3A
12	**Stuart ROACH**	**1:45.447**	17:36:48.910	11	Alexis Mk3
85	**John CHISHOLM**	**1:45.167**	17:38:40.296	12	Gemini Mk3A

Leader History

NO	NAME	FROM LAP	LAPS LED	DISTANCE	VEHICLE
12	**Stuart ROACH**	1	12	29.19 miles	Alexis Mk3

Weather / Track : Sunny / Dry

Brands Hatch GP: 2.4332 miles
Date: 10/07/2022 Start: 17:17 Finish: 17:37

FJHRA / HSCC Historic Formula Junior Championship

RACE 17 - STATISTICS

CLASS : E1

10 Starters

Fastest Lap History

NO	NAME	LAP TIME	TIME OF DAY	LAP	VEHICLE
167	**Michael O'BRIEN**	**1:46.353**	17:18:55.701	1	Brabham BT6
167	**Michael O'BRIEN**	**1:40.347**	17:20:36.047	2	Brabham BT6
167	**Michael O'BRIEN**	**1:39.570**	17:22:15.618	3	Brabham BT6
167	**Michael O'BRIEN**	**1:39.027**	17:28:56.579	7	Brabham BT6
167	**Michael O'BRIEN**	**1:38.830**	17:32:17.628	9	Brabham BT6

Leader History

NO	NAME	FROM LAP	LAPS LED	DISTANCE	VEHICLE
167	**Michael O'BRIEN**	1	12	29.19 miles	Brabham BT6

Weather / Track : Sunny / Dry

Brands Hatch GP: 2.4332 miles
Date: 10/07/2022 Start: 17:17 Finish: 17:37

HSCC HISTORIC ROAD SPORTS CHAMPIONSHIP with HISTORIC TOURING CAR CHAMPIONSHIP & HAWTHORN CHALLENGE

Production sports and GT cars built between 1947-1969 / For Appendix K and HRSR Cars pre-1968

Legends of Brands Hatch Super Prix

Brands Hatch GP

10th July 2022

Timing & Results Provided by Timing Solutions Ltd

www.tsl-timing.com

Brands Hatch GP

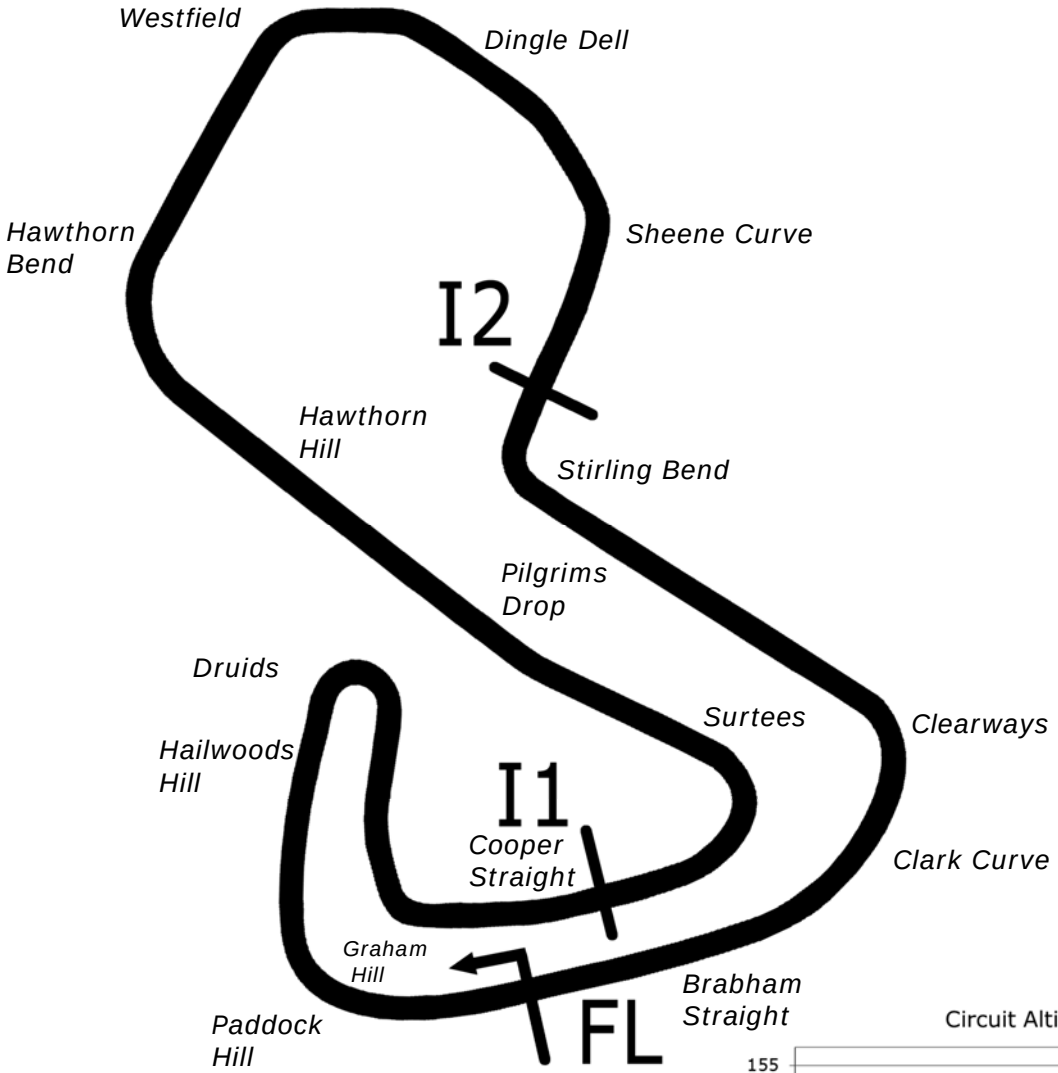

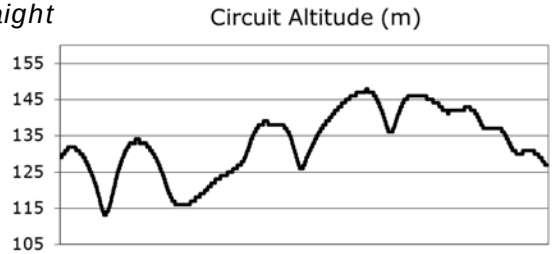

Length	2.4332 miles	3916.0 m	
FL		51.36032 N	0.26032 E
I1	1116m	51.35934 N	0.25955 E
I2	2928m	51.35532 N	0.26250 E
Pit Entry	3646m	51.35911 N	0.25743 E
Pit Exit	26m after FL	51.36027 N	0.26078 E

Pit Entry–Pit Exit 277m, 19.9s @50kph, 16.6s @60kph

All results available at www.tsl-timing.com

Sheet No:	Issue Time:

HSCC Historic Road Sports with Historic Touring Cars & Hawthorn Challenge

QUALIFYING - RACE 16 - CLASSIFICATION

POS	NO	CL	PIC	NAME	ENTRY	TIME	ON	LAPS	GAP	DIFF	MPH
1	1	C	1	**John DAVISON**	Lotus Elan S1	**1:45.205**	5	5			83.26
2	79	A	1	**Richard PLANT**	Morgan +8	**1:49.157**	5	7	**3.952**	3.952	80.24
3	36	C	2	**Frazer GIBNEY**	Lotus Elan S1	**1:49.599**	4	5	**4.394**	0.442	79.92
4	80	A	2	**John SHAW**	Morgan +8	**1:49.614**	4	8	**4.409**	0.015	79.91
5	66	C	3	**Jonathan STRINGER**	Lotus Seven S2	**1:49.964**	8	8	**4.759**	0.350	79.66
6	8	HTCK3	1	**Nick PADDY**	Morris Mini Cooper S	**1:51.525**	8	8	**6.320**	1.561	78.54
7	717	C	4	**Chris MERRICK**	Lotus Elan S3	**1:51.969**	8	8	**6.764**	0.444	78.23
8	521	B	1	**Martin PRATT**	Morgan +4	**1:52.777**	8	8	**7.572**	0.808	77.67
9	18*	HTCK2	1	**Harry BARTON**	BMW 1800Ti	**1:53.830**	5	8	**8.625**	1.053	76.95
10	64	D	1	**Roger SPARROW**	Porsche 911	**1:54.297**	8	8	**9.092**	0.467	76.64
11	4*	D	2	**Rob CULL**	MGB	**1:54.621**	8	8	**9.416**	0.324	76.42
12	6	B	2	**Johan DENEKAMP**	TVR Tuscan	**1:55.266**	7	8	**10.061**	0.645	75.99
13	7*	A	3	**Keith WHYMAN**	Ford Mustang	**1:56.517**	5	6	**11.312**	1.251	75.18
14	43	B	3	**Alex HURST**	Triumph TR4	**1:56.721**	6	8	**11.516**	0.204	75.04
15	71	E	1	**Brian ARCULUS**	Lotus Elite	**1:56.790**	8	8	**11.585**	0.069	75.00
16	60	D	3	**Chris THOMPSON**	MGB	**1:57.389**	8	8	**12.184**	0.599	74.62
17	20	HAWB	1	**Tom SMITH**	Jaguar Mk2	**1:57.698**	4	5	**12.493**	0.309	74.42
18	98	A	4	**Kevin KIVLOCHAN**	Morgan +8	**1:58.949**	2	4	**13.744**	1.251	73.64
19	53	C	5	**Adrian GILBERT**	Lotus Elan S3	**1:59.147**	5	7	**13.942**	0.198	73.52
20	77	HTCA	1	**Roy DAVIS**	Triumph Mk1 PI	**1:59.566**	3	5	**14.361**	0.419	73.26
21	28	G	1	**Nick SMITH**	Rochdale Olympic	**2:00.334**	5	7	**15.129**	0.768	72.79
22	25	HAWB	2	**Nigel WEBB**	Jaguar Compact Saloon Mk1	**2:00.770**	8	8	**15.565**	0.436	72.53
23	88	D	4	**Paul BROWN**	MGB GT	**2:00.938**	5	5	**15.733**	0.168	72.43
24	91	F	1	**Richard OWEN**	Triumph TR2	**2:01.057**	4	7	**15.852**	0.119	72.36
25	42	HAWD	1	**Geoff OTTLEY**	Jaguar XK120	**2:01.947**	2	8	**16.742**	0.890	71.83
26	55	HAWB	3	**Alistair DYSON**	Jaguar Mk2	**2:02.619**	6	6	**17.414**	0.672	71.43
27	17	D	5	**Julian BALME**	Triumph TR4	**2:06.565**	4	7	**21.360**	3.946	69.21
28	70	B	4	**Alan HOUSE**	Morgan +4	**2:10.125**	5	6	**24.920**	3.560	67.31
29	21	E	2	**Peter CHAPPELL**	Austin Healey Sprite Mk1	**2:17.497**	3	6	**32.292**	7.372	63.70

***Car 7 requires a working transponder - Regulation Q12.8.1 refers.**

No. 18 - 1 Lap time disallowed; exceeding track limits.
No. 4 - 2 Lap times disallowed; exceeding track limits.

Weather / Track : Sunny / Dry
These results are provisional until the conclusion of any judicial and technical matters.

Brands Hatch GP: 2.4332 miles
Date: 10/07/2022 Start: 10:00 Finish: 10:15

Clerk Of Course : Julian Floyd	Stewards :	Timekeeper : Nick Palmer

HSCC Historic Road Sports with Historic Touring Cars & Hawthorn Challenge

QUALIFYING - RACE 16 - SECTOR ANALYSIS

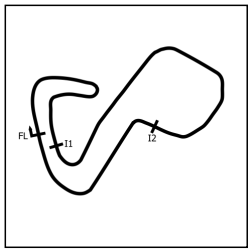

SECTOR 1 = FL to I1, SECTOR 2 = I1 to I2, SECTOR 3 = I2 to FL, DIFF = Difference To Personal Best Lap, P = Crossed Finish Line in Pit Lane, D = Time Disallowed

P1 1 C John DAVISON Lotus Elan S1

IDEAL LAP TIME : 1:45.144 BEST LAP TIME : 1:45.205 DIFFERENCE : 0.061

LAP	SECTOR 1		SECTOR 2		SECTOR 3		LAP TIME	MPH	DIFF	TIME OF DAY
1 -	OUTLAP	64.2	59.521	66.9	26.484	114.1	2:05.027	70.06	19.822	10:02:49.344
2 -	34.477	89.2	47.719	74.0	25.957	***118.3***	1:48.153 **(3)**	80.99	2.948	10:04:37.497
3 -	34.402	91.5	48.941	63.4	26.656	116.9	1:49.999	79.63	4.794	10:06:27.496
4 -	***33.364***	90.5	47.924	76.0	***24.936***	116.7	1:46.224 **(2)**	82.46	1.019	10:08:13.720
5 -	33.389	***92.6***	***46.844***	***81.1***	24.972	117.7	***1:45.205*** **(1)**	***83.26***		***10:09:58.925***

P2 79 A Richard PLANT Morgan +8

IDEAL LAP TIME : 1:48.881 BEST LAP TIME : 1:49.157 DIFFERENCE : 0.276

LAP	SECTOR 1		SECTOR 2		SECTOR 3		LAP TIME	MPH	DIFF	TIME OF DAY
1 -	OUTLAP	67.7	58.903	47.4	28.724	110.9	2:10.859	66.94	21.702	10:02:25.623
2 -	37.059	75.4	54.096	58.6	28.488	115.3	1:59.643	73.21	10.486	10:04:25.266
3 -	35.444	77.8	49.808	71.6	26.973	115.1	1:52.225	78.05	3.068	10:06:17.491
4 -	34.309	***85.9***	49.526	73.1	25.948	***116.3***	1:49.783 **(3)**	79.79	0.626	10:08:07.274
5 -	34.404	85.5	***48.884***	***75.9***	25.869	114.5	***1:49.157*** **(1)**	***80.24***		***10:09:56.431***
6 -	***34.169***	84.6	49.296	71.1	***25.828***	114.9	1:49.293 **(2)**	80.15	0.136	10:11:45.724
7 -	37.736	76.3	51.098	69.9	26.387	106.8	1:55.221	76.02	6.064	10:13:40.945

P3 36 C Frazer GIBNEY Lotus Elan S1

IDEAL LAP TIME : 1:49.599 BEST LAP TIME : 1:49.599 DIFFERENCE : 0.000

LAP	SECTOR 1		SECTOR 2		SECTOR 3		LAP TIME	MPH	DIFF	TIME OF DAY
1 -	OUTLAP	68.5	52.286	72.7	26.985	114.5	2:00.213	72.86	10.614	10:02:40.553
2 -	35.049	79.8	51.497	69.5	27.482	***114.9***	1:54.028 **(3)**	76.82	4.429	10:04:34.581
3 -	35.383	***88.7***	49.762	65.9	26.538	114.7	1:51.683 **(2)**	78.43	2.084	10:06:26.264
4 -	***34.146***	87.3	***49.341***	***78.8***	***26.112***	112.4	***1:49.599*** **(1)**	***79.92***		***10:08:15.863***
5 -	35.211	88.1	50.032	76.0	IN PIT		6:29.609 **P**	22.48	4:40.010	10:14:45.472

P4 80 A John SHAW Morgan +8

IDEAL LAP TIME : 1:48.998 BEST LAP TIME : 1:49.614 DIFFERENCE : 0.616

LAP	SECTOR 1		SECTOR 2		SECTOR 3		LAP TIME	MPH	DIFF	TIME OF DAY
1 -	OUTLAP	70.9	58.863	51.9	29.162	110.5	2:10.484	67.13	20.870	10:02:26.573
2 -	37.303	67.0	55.671	69.1	28.443	111.4	2:01.417	72.14	11.803	10:04:27.990
3 -	35.541	74.6	51.064	79.7	26.320	114.5	1:52.925	77.57	3.311	10:06:20.915
4 -	***34.148***	***92.1***	49.456	79.0	26.010	115.5	***1:49.614*** **(1)**	***79.91***		***10:08:10.529***
5 -	34.628	87.0	50.002	75.7	***25.913***	115.3	1:50.543 **(3)**	79.24	0.929	10:10:01.072
6 -	34.745	***92.1***	***48.937***	***81.0***	25.947	***116.1***	1:49.629 **(2)**	79.90	0.015	10:11:50.701
7 -	34.299	90.4	50.034	70.8	26.666	112.9	1:50.999	78.91	1.385	10:13:41.700
8 -	35.911	90.6	50.064	71.3	26.550	98.8	1:52.525	77.84	2.911	10:15:34.225

P5 66 C Jonathan STRINGER Lotus Seven S2

IDEAL LAP TIME : 1:49.697 BEST LAP TIME : 1:49.964 DIFFERENCE : 0.267

LAP	SECTOR 1		SECTOR 2		SECTOR 3		LAP TIME	MPH	DIFF	TIME OF DAY
1 -	OUTLAP	75.6	58.893	58.8	29.700	101.8	2:08.595	68.11	18.631	10:02:54.481
2 -	35.645	84.9	51.493	73.1	27.380	104.5	1:54.518	76.49	4.554	10:04:48.999
3 -	34.972	85.9	50.182	66.1	27.562	104.2	1:52.716	77.71	2.752	10:06:41.715
4 -	34.850	82.5	53.512	74.4	27.409	103.7	1:55.771	75.66	5.807	10:08:37.486
5 -	34.358	87.8	49.671	72.0	27.195	***105.3***	1:51.224 **(3)**	78.75	1.260	10:10:28.710
6 -	***34.036***	***88.0***	49.771	69.8	26.979	104.5	1:50.786 **(2)**	79.06	0.822	10:12:19.496
7 -	34.463	85.3	50.685	75.9	26.818	103.7	1:51.966	78.23	2.002	10:14:11.462
8 -	34.303	87.1	***49.130***	***79.5***	***26.531***	104.8	***1:49.964*** **(1)**	***79.66***		***10:16:01.426***

Weather / Track : Sunny / Dry

Brands Hatch GP: 2.4332 miles
Date: 10/07/2022 Start: 10:00 Finish: 10:15

HSCC Historic Road Sports with Historic Touring Cars & Hawthorn Challenge

QUALIFYING - RACE 16 - SECTOR ANALYSIS

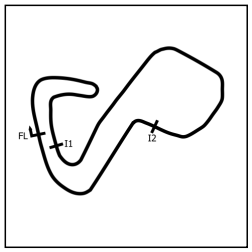

SECTOR 1 = FL to I1, SECTOR 2 = I1 to I2, SECTOR 3 = I2 to FL, DIFF = Difference To Personal Best Lap, P = Crossed Finish Line in Pit Lane, D = Time Disallowed

P6 8 HTCK3 Nick PADDY — Morris Mini Cooper S

IDEAL LAP TIME : 1:51.419 BEST LAP TIME : 1:51.525 DIFFERENCE : 0.106

LAP	SECTOR 1		SECTOR 2		SECTOR 3		LAP TIME	MPH	DIFF	TIME OF DAY
1 -	OUTLAP	61.9	54.919	74.1	27.264	103.8	2:02.991	71.22	11.466	10:02:44.823
2 -	35.551	81.9	50.875	74.3	26.904	106.1	1:53.330	77.29	1.805	10:04:38.153
3 -	35.338	82.8	51.484	77.0	27.370	***107.2***	1:54.192	76.71	2.667	10:06:32.345
4 -	35.380	84.7	51.305	70.5	27.136	104.5	1:53.821	76.96	2.296	10:08:26.166
5 -	***35.022***	83.7	49.943	***77.5***	27.112	103.7	1:52.077 **(3)**	78.15	0.552	10:10:18.243
6 -	35.143	***85.7***	***49.736***	74.7	26.774	104.6	1:51.653 **(2)**	78.45	0.128	10:12:09.896
7 -	35.065	85.4	50.749	67.3	26.930	104.2	1:52.744	77.69	1.219	10:14:02.640
8 -	35.091	84.3	49.773	75.0	***26.661***	104.8	***1:51.525*** **(1)**	***78.54***		***10:15:54.165***

P7 717 C Chris MERRICK — Lotus Elan S3

IDEAL LAP TIME : 1:51.969 BEST LAP TIME : 1:51.969 DIFFERENCE : 0.000

LAP	SECTOR 1		SECTOR 2		SECTOR 3		LAP TIME	MPH	DIFF	TIME OF DAY
1 -	OUTLAP	71.0	55.077	68.8	28.322	106.5	2:08.515	68.16	16.546	10:02:34.611
2 -	37.835	68.8	52.941	65.0	28.343	110.3	1:59.119	73.53	7.150	10:04:33.730
3 -	36.525	78.8	51.557	69.7	27.459	111.2	1:55.541	75.81	3.572	10:06:29.271
4 -	36.039	78.5	51.587	71.9	27.338	109.8	1:54.964	76.19	2.995	10:08:24.235
5 -	35.941	80.1	51.936	70.4	27.336	109.4	1:55.213	76.03	3.244	10:10:19.448
6 -	35.686	82.2	51.012	68.6	26.582	112.7	1:53.280 **(2)**	77.32	1.311	10:12:12.728
7 -	35.276	83.8	51.751	***72.4***	26.725	***112.9***	1:53.752 **(3)**	77.00	1.783	10:14:06.480
8 -	***35.173***	***85.7***	***50.304***	72.2	***26.492***	112.5	***1:51.969*** **(1)**	***78.23***		***10:15:58.449***

P8 521 B Martin PRATT — Morgan +4

IDEAL LAP TIME : 1:52.741 BEST LAP TIME : 1:52.777 DIFFERENCE : 0.036

LAP	SECTOR 1		SECTOR 2		SECTOR 3		LAP TIME	MPH	DIFF	TIME OF DAY
1 -	OUTLAP	75.9	59.046	58.1	32.938	103.7	2:14.400	65.17	21.623	10:02:31.735
2 -	36.878	78.9	53.811	65.5	30.066	104.2	2:00.755	72.54	7.978	10:04:32.490
3 -	35.451	83.4	52.475	66.6	28.134	***107.0***	1:56.060	75.47	3.283	10:06:28.550
4 -	36.783	73.1	58.927	55.2	30.752	105.3	2:06.462	69.26	13.685	10:08:35.012
5 -	34.997	85.5	51.385	71.7	***27.080***	106.1	1:53.462 **(2)**	77.20	0.685	10:10:28.474
6 -	36.029	80.8	53.468	68.1	29.200	105.0	1:58.697	73.80	5.920	10:12:27.171
7 -	***34.996***	84.9	51.863	71.0	27.643	105.6	1:54.502 **(3)**	76.50	1.725	10:14:21.673
8 -	35.026	***85.9***	***50.665***	***74.8***	27.086	106.8	***1:52.777*** **(1)**	***77.67***		***10:16:14.450***

P9 18 HTCK2 Harry BARTON — BMW 1800Ti

IDEAL LAP TIME : 1:53.737 BEST LAP TIME : 1:53.830 DIFFERENCE : 0.093

LAP	SECTOR 1		SECTOR 2		SECTOR 3		LAP TIME	MPH	DIFF	TIME OF DAY
1 -	OUTLAP	74.3	52.900	73.8	27.768	102.7	2:01.714	71.97	7.884	10:03:08.332
2 -	36.432	81.8	52.347	79.8	29.258	99.5	1:58.037	74.21	4.207	10:05:06.369
3 -	36.567	79.7	50.910	78.9	27.632	***103.0***	~~1:55.109~~ **D**	76.10	1.279	10:07:01.478
4 -	36.136	***82.6***	51.549	75.7	27.459	101.9	1:55.144	76.07	1.314	10:08:56.622
5 -	35.686	***82.6***	***50.769***	78.2	27.375	102.6	***1:53.830*** **(1)**	***76.95***		***10:10:50.452***
6 -	***35.647***	82.0	51.038	***80.4***	27.326	***103.0***	1:54.011 **(2)**	76.83	0.181	10:12:44.463
7 -	39.782	74.5	52.991	75.5	***27.321***	102.1	2:00.094	72.94	6.264	10:14:44.557
8 -	35.835	82.2	51.074	74.3	27.667	102.7	1:54.576 **(3)**	76.45	0.746	10:16:39.133

P10 64 D Roger SPARROW — Porsche 911

IDEAL LAP TIME : 1:53.985 BEST LAP TIME : 1:54.297 DIFFERENCE : 0.312

LAP	SECTOR 1		SECTOR 2		SECTOR 3		LAP TIME	MPH	DIFF	TIME OF DAY
1 -	OUTLAP	67.3	56.825	55.5	30.471	107.0	2:10.934	66.90	16.637	10:02:30.059
2 -	37.148	78.3	54.052	68.6	28.331	107.8	1:59.531	73.28	5.234	10:04:29.590
3 -	37.218	82.3	52.642	66.4	28.491	106.3	1:58.351	74.01	4.054	10:06:27.941
4 -	36.406	84.0	54.093	63.7	28.025	107.0	1:58.524	73.90	4.227	10:08:26.465
5 -	37.202	84.4	51.736	72.3	27.230	107.7	1:56.168	75.40	1.871	10:10:22.633
6 -	36.276	83.9	51.946	72.3	27.014	***109.8***	1:55.236 **(3)**	76.01	0.939	10:12:17.869
7 -	***35.744***	***85.0***	52.010	***74.6***	***26.887***	109.6	1:54.641 **(2)**	76.41	0.344	10:14:12.510
8 -	35.748	82.6	***51.354***	73.6	27.195	108.9	***1:54.297*** **(1)**	***76.64***		***10:16:06.807***

Weather / Track : Sunny / Dry

Brands Hatch GP: 2.4332 miles
Date: 10/07/2022 Start: 10:00 Finish: 10:15

HSCC Historic Road Sports with Historic Touring Cars & Hawthorn Challenge

QUALIFYING - RACE 16 - SECTOR ANALYSIS

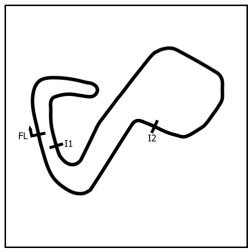

SECTOR 1 = FL to I1, SECTOR 2 = I1 to I2, SECTOR 3 = I2 to FL, DIFF = Difference To Personal Best Lap, P = Crossed Finish Line in Pit Lane, D = Time Disallowed

P11 4 D Rob CULL — MGB

IDEAL LAP TIME : 1:54.525 BEST LAP TIME : 1:54.621 DIFFERENCE : 0.096

LAP	SECTOR 1		SECTOR 2		SECTOR 3		LAP TIME	MPH	DIFF	TIME OF DAY
1 -	OUTLAP	77.3	54.774	64.0	29.701	98.6	2:07.154	68.89	12.533	10:03:06.863
2 -	36.686	79.1	53.097	76.5	28.724	98.6	1:58.507	73.91	3.886	10:05:05.370
3 -	36.204	80.6	51.825	79.4	27.906	99.7	~~1:55.935~~ D	75.55	1.314	10:07:01.305
4 -	36.938	***82.0***	52.028	76.3	27.958	99.7	~~1:56.924~~ D	74.91	2.303	10:08:58.229
5 -	35.691	81.2	52.748	76.0	27.698	99.5	1:56.137 (3)	75.42	1.516	10:10:54.366
6 -	35.753	81.4	52.070	75.8	***27.628***	99.8	1:55.451 (2)	75.87	0.830	10:12:49.817
7 -	35.812	81.0	52.447	75.8	28.143	***100.4***	1:56.402	75.25	1.781	10:14:46.219
8 -	***35.405***	81.8	***51.492***	***80.9***	27.724	***100.4***	***1:54.621*** (1)	***76.42***		***10:16:40.840***

P12 6 B Johan DENEKAMP — TVR Tuscan

IDEAL LAP TIME : 1:54.794 BEST LAP TIME : 1:55.266 DIFFERENCE : 0.472

LAP	SECTOR 1		SECTOR 2		SECTOR 3		LAP TIME	MPH	DIFF	TIME OF DAY
1 -	OUTLAP	73.9	56.575	66.5	29.159	105.5	2:11.732	66.49	16.466	10:02:36.312
2 -	37.908	77.1	53.786	70.8	28.102	109.4	1:59.796	73.12	4.530	10:04:36.108
3 -	37.112	79.6	51.624	74.4	***27.254***	***109.8***	1:55.990 (3)	75.52	0.724	10:06:32.098
4 -	***36.214***	79.7	52.559	74.6	27.706	107.7	1:56.479	75.20	1.213	10:08:28.577
5 -	36.748	82.6	51.498	***75.9***	27.387	107.8	1:55.633 (2)	75.75	0.367	10:10:24.210
6 -	36.295	***84.8***	51.779	71.6	28.144	107.2	1:56.218	75.37	0.952	10:12:20.428
7 -	36.623	84.0	***51.326***	75.0	27.317	108.5	***1:55.266*** (1)	***75.99***		***10:14:15.694***
8 -	37.027	82.2	52.450	70.0	28.507	95.8	1:57.984	74.24	2.718	10:16:13.678

P13 7 A Keith WHYMAN — Ford Mustang

IDEAL LAP TIME : BEST LAP TIME : 1:56.517 DIFFERENCE :

LAP	SECTOR 1		SECTOR 2		SECTOR 3		LAP TIME	MPH	DIFF	TIME OF DAY
1 -							2:11.416	66.65	14.899	10:05:36.468
2 -							2:06.780	69.09	10.263	10:07:43.248
3 -							2:02.453	71.53	5.936	10:09:45.701
4 -							1:57.196 (2)	74.74	0.679	10:11:42.897
5 -							***1:56.517*** (1)	***75.18***		***10:13:39.414***
6 -							2:00.988 (3)	72.40	4.471	10:15:40.402

P14 43 B Alex HURST — Triumph TR4

IDEAL LAP TIME : 1:56.721 BEST LAP TIME : 1:56.721 DIFFERENCE : 0.000

LAP	SECTOR 1		SECTOR 2		SECTOR 3		LAP TIME	MPH	DIFF	TIME OF DAY
1 -	OUTLAP	72.0	57.701	64.6	29.619	101.9	2:12.175	66.27	15.454	10:02:34.132
2 -	37.759	74.3	54.572	65.2	29.349	97.2	2:01.680	71.99	4.959	10:04:35.812
3 -	39.551	74.2	54.068	66.6	28.457	102.9	2:02.076	71.75	5.355	10:06:37.888
4 -	37.721	77.6	53.624	70.7	28.836	100.4	2:00.181	72.88	3.460	10:08:38.069
5 -	36.715	80.1	52.879	69.3	27.842	***103.4***	1:57.436 (2)	74.59	0.715	10:10:35.505
6 -	***36.266***	***80.7***	***52.729***	72.2	***27.726***	103.0	***1:56.721*** (1)	***75.04***		***10:12:32.226***
7 -	37.239	75.4	55.988	68.2	29.366	100.4	2:02.593	71.45	5.872	10:14:34.819
8 -	38.124	77.4	52.918	***74.3***	27.747	103.0	1:58.789 (3)	73.74	2.068	10:16:33.608

P15 71 E Brian ARCULUS — Lotus Elite

IDEAL LAP TIME : 1:56.552 BEST LAP TIME : 1:56.790 DIFFERENCE : 0.238

LAP	SECTOR 1		SECTOR 2		SECTOR 3		LAP TIME	MPH	DIFF	TIME OF DAY
1 -	OUTLAP	68.4	57.622	69.3	29.867	96.5	2:12.180	66.27	15.390	10:02:42.301
2 -	37.087	76.1	54.242	71.3	29.155	98.3	2:00.484	72.70	3.694	10:04:42.785
3 -	37.062	74.8	53.182	69.3	28.966	98.8	1:59.210 (3)	73.48	2.420	10:06:41.995
4 -	36.492	77.1	53.877	68.0	29.283	98.8	1:59.652	73.21	2.862	10:08:41.647
5 -	36.744	76.1	54.719	66.3	28.738	98.3	2:00.201	72.87	3.411	10:10:41.848
6 -	38.279	76.8	54.624	65.8	28.832	***99.8***	2:01.735	71.95	4.945	10:12:43.583
7 -	37.289	77.4	52.909	***72.2***	***28.374***	99.7	1:58.572 (2)	73.87	1.782	10:14:42.155
8 -	***35.921***	***79.0***	***52.257***	69.9	28.612	99.7	***1:56.790*** (1)	***75.00***		***10:16:38.945***

HSCC Historic Road Sports with Historic Touring Cars & Hawthorn Challenge

QUALIFYING - RACE 16 - SECTOR ANALYSIS

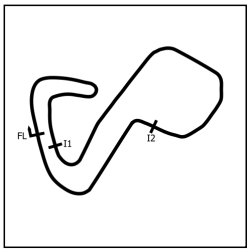

SECTOR 1 = FL to I1, SECTOR 2 = I1 to I2, SECTOR 3 = I2 to FL, DIFF = Difference To Personal Best Lap, P = Crossed Finish Line in Pit Lane, D = Time Disallowed

P16 60 D Chris THOMPSON — MGB

IDEAL LAP TIME : 1:57.381 BEST LAP TIME : 1:57.389 DIFFERENCE : 0.008

LAP	SECTOR 1		SECTOR 2		SECTOR 3		LAP TIME		MPH	DIFF	TIME OF DAY
1 -	OUTLAP	75.4	56.790	67.5	28.908	102.6	2:09.882		67.44	12.493	10:02:38.541
2 -	39.358	81.5	55.296	71.3	28.897	102.6	2:03.551		70.90	6.162	10:04:42.092
3 -	38.328	78.8	53.210	66.5	28.831	103.4	2:00.369		72.77	2.980	10:06:42.461
4 -	37.168	80.7	53.504	66.3	28.581	102.9	1:59.253	(3)	73.45	1.864	10:08:41.714
5 -	40.028	73.3	55.488	66.1	28.545	103.0	2:04.061		70.60	6.672	10:10:45.775
6 -	37.294	75.4	53.134	***75.1***	***27.931***	***104.5***	1:58.359	(2)	74.01	0.970	10:12:44.134
7 -	39.492	80.5	57.614	47.7	29.698	103.0	2:06.804		69.08	9.415	10:14:50.938
8 -	***36.792***	***82.4***	***52.658***	62.7	27.939	102.4	***1:57.389***	**(1)**	***74.62***		***10:16:48.327***

P17 20 HAWB Tom SMITH — Jaguar Mk2

IDEAL LAP TIME : 1:57.153 BEST LAP TIME : 1:57.698 DIFFERENCE : 0.545

LAP	SECTOR 1		SECTOR 2		SECTOR 3		LAP TIME		MPH	DIFF	TIME OF DAY
1 -	OUTLAP	68.2	1:02.102	60.1	31.955	96.6	2:17.809		63.56	20.111	10:02:56.242
2 -	42.533	75.3	56.698	67.9	31.522	84.6	2:10.753		66.99	13.055	10:05:06.995
3 -	39.885	72.0	53.639	72.7	28.727	107.2	2:02.251	(3)	71.65	4.553	10:07:09.246
4 -	37.480	76.0	***52.245***	***76.0***	***27.973***	***107.8***	***1:57.698***	**(1)**	***74.42***		***10:09:06.944***
5 -	***36.935***	***82.4***	52.440	72.0	29.145	102.1	1:58.520	(2)	73.91	0.822	10:11:05.464

P18 98 A Kevin KIVLOCHAN — Morgan +8

IDEAL LAP TIME : 1:58.855 BEST LAP TIME : 1:58.949 DIFFERENCE : 0.094

LAP	SECTOR 1		SECTOR 2		SECTOR 3		LAP TIME		MPH	DIFF	TIME OF DAY
1 -	OUTLAP	69.6	59.363	56.7	28.021	***113.1***	2:10.952		66.89	12.003	10:02:23.765
2 -	38.173	71.3	53.758	64.0	***27.018***	110.9	***1:58.949***	**(1)**	***73.64***		***10:04:22.714***
3 -	39.564	63.3			IN PIT		3:49.621	**P**	38.14	1:50.672	10:08:12.335
4 -	OUTLAP	***76.6***	***53.740***	***66.3***	27.536	107.3	2:02.195		71.68	3.246	10:10:14.530

P19 53 C Adrian GILBERT — Lotus Elan S3

IDEAL LAP TIME : 1:58.749 BEST LAP TIME : 1:59.147 DIFFERENCE : 0.398

LAP	SECTOR 1		SECTOR 2		SECTOR 3		LAP TIME		MPH	DIFF	TIME OF DAY
1 -	OUTLAP	67.5	59.057	61.7	31.793	99.8	2:15.852		64.48	16.705	10:03:26.208
2 -	40.023	70.6	58.011	60.2	31.623	101.6	2:09.657		67.56	10.510	10:05:35.865
3 -	38.585	79.2	54.680	70.8	28.344	105.0	2:01.609	(3)	72.03	2.462	10:07:37.474
4 -	38.134	79.1	54.959	69.3	28.249	107.2	2:01.342	(2)	72.19	2.195	10:09:38.816
5 -	37.392	79.7	***53.797***	***71.6***	***27.958***	***108.0***	***1:59.147***	**(1)**	***73.52***		***10:11:37.963***
6 -	***36.994***	***83.4***	54.588	65.7	31.160	86.9	2:02.742		71.36	3.595	10:13:40.705
7 -	39.492	82.4	55.354	69.3	28.332	105.8	2:03.178		71.11	4.031	10:15:43.883

P20 77 HTCA Roy DAVIS — Triumph Mk1 PI

IDEAL LAP TIME : 1:59.287 BEST LAP TIME : 1:59.566 DIFFERENCE : 0.279

LAP	SECTOR 1		SECTOR 2		SECTOR 3		LAP TIME		MPH	DIFF	TIME OF DAY
1 -	OUTLAP	73.9	56.283	69.3	29.197	107.7	2:10.140		67.31	10.574	10:02:37.317
2 -	37.713	81.1	***54.434***	***79.1***	30.029	***108.2***	2:02.176		71.69	2.610	10:04:39.493
3 -	36.783	***83.6***	54.553	71.5	***28.230***	108.0	***1:59.566***	**(1)**	***73.26***		***10:06:39.059***
4 -	37.377	76.7	55.489	69.8	28.232	107.5	2:01.098	(3)	72.33	1.532	10:08:40.157
5 -	***36.623***	83.5	54.672	69.6	29.010	85.1	2:00.305	(2)	72.81	0.739	10:10:40.462

P21 28 G Nick SMITH — Rochdale Olympic

IDEAL LAP TIME : 2:00.120 BEST LAP TIME : 2:00.334 DIFFERENCE : 0.214

LAP	SECTOR 1		SECTOR 2		SECTOR 3		LAP TIME		MPH	DIFF	TIME OF DAY
1 -	OUTLAP	67.5	58.718	58.0	30.148	98.5	2:11.784		66.47	11.450	10:03:16.081
2 -	38.300	74.8	59.111	55.1	29.908	99.1	2:07.319		68.80	6.985	10:05:23.400
3 -	38.395	77.4	58.677	68.5	28.593	103.5	2:05.665		69.70	5.331	10:07:29.065
4 -	37.989	79.1	56.448	64.2	28.043	103.5	2:02.480	(2)	71.52	2.146	10:09:31.545
5 -	37.235	80.6	***55.143***	***71.5***	***27.956***	***104.2***	***2:00.334***	**(1)**	***72.79***		***10:11:31.879***
6 -	37.621	75.2	58.036	65.4	29.914	100.7	2:05.571		69.76	5.237	10:13:37.450
7 -	***37.021***	***81.2***	57.206	70.9	29.335	100.9	2:03.562	(3)	70.89	3.228	10:15:41.012

Weather / Track : Sunny / Dry

Brands Hatch GP: 2.4332 miles
Date: 10/07/2022 Start: 10:00 Finish: 10:15

HSCC Historic Road Sports with Historic Touring Cars & Hawthorn Challenge

QUALIFYING - RACE 16 - SECTOR ANALYSIS

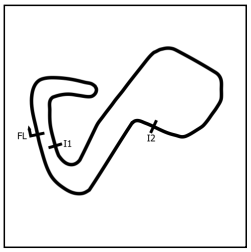

SECTOR 1 = FL to I1, SECTOR 2 = I1 to I2, SECTOR 3 = I2 to FL, DIFF = Difference To Personal Best Lap, P = Crossed Finish Line in Pit Lane, D = Time Disallowed

P22 25 HAWB Nigel WEBB — Jaguar Compact Saloon Mk1

IDEAL LAP TIME : 1:59.523 BEST LAP TIME : 2:00.770 DIFFERENCE : 1.247

LAP	SECTOR 1		SECTOR 2		SECTOR 3		LAP TIME	MPH	DIFF	TIME OF DAY
1 -	OUTLAP	74.8	56.086	65.9	29.021	109.2	2:09.709	67.53	8.939	10:02:32.861
2 -	37.976	78.6	54.040	64.4	30.287	106.3	2:02.303	71.62	1.533	10:04:35.164
3 -	39.550	74.5	54.091	65.2	28.085	***109.8***	2:01.726 **(3)**	71.96	0.956	10:06:36.890
4 -	***37.822***	79.1	56.532	67.1	28.116	109.2	2:02.470	71.52	1.700	10:08:39.360
5 -	38.644	75.0	54.673	66.0	27.974	99.4	2:01.291 **(2)**	72.22	0.521	10:10:40.651
6 -	39.287	76.7	54.552	67.0	28.206	109.4	2:02.045	71.77	1.275	10:12:42.696
7 -	40.327	80.5	55.060	63.0	28.992	106.0	2:04.379	70.42	3.609	10:14:47.075
8 -	39.069	***82.6***	***53.774***	***70.0***	***27.927***	107.2	***2:00.770*** **(1)**	***72.53***		***10:16:47.845***

P23 88 D Paul BROWN — MGB GT

IDEAL LAP TIME : 2:00.896 BEST LAP TIME : 2:00.938 DIFFERENCE : 0.042

LAP	SECTOR 1		SECTOR 2		SECTOR 3		LAP TIME	MPH	DIFF	TIME OF DAY
1 -	OUTLAP	50.0	1:06.541	47.2	33.175	94.3	2:30.657	58.14	29.719	10:03:33.485
2 -	38.938	75.3	56.438	68.5	29.499	***97.1***	2:04.875	70.14	3.937	10:05:38.360
3 -	37.808	***76.9***	55.155	73.1	29.708	94.2	2:02.671 **(2)**	71.40	1.733	10:07:41.031
4 -	37.870	76.6	56.297	73.1	***28.991***	95.0	2:03.158 **(3)**	71.12	2.220	10:09:44.189
5 -	***37.583***	74.3	***54.322***	***73.7***	29.033	95.3	***2:00.938*** **(1)**	***72.43***		***10:11:45.127***

P24 91 F Richard OWEN — Triumph TR2

IDEAL LAP TIME : 2:00.360 BEST LAP TIME : 2:01.057 DIFFERENCE : 0.697

LAP	SECTOR 1		SECTOR 2		SECTOR 3		LAP TIME	MPH	DIFF	TIME OF DAY
1 -	OUTLAP	66.1	1:00.295	61.3	30.563	97.6	2:17.425	63.74	16.368	10:03:07.227
2 -	38.938	69.5	57.084	70.2	28.992	102.2	2:05.014	70.07	3.957	10:05:12.241
3 -	37.564	75.6	***54.740***	69.4	28.912	102.4	2:01.216 **(2)**	72.26	0.159	10:07:13.457
4 -	***36.876***	***81.7***	55.437	67.7	***28.744***	***103.0***	***2:01.057*** **(1)**	***72.36***		***10:09:14.514***
5 -	37.173	77.4	55.444	66.2	29.173	100.9	2:01.790 **(3)**	71.92	0.733	10:11:16.304
6 -	37.860	76.5	55.993	69.6	29.282	101.3	2:03.135	71.14	2.078	10:13:19.439
7 -	37.933	74.5	57.271	***70.8***	29.854	83.5	2:05.058	70.04	4.001	10:15:24.497

P25 42 HAWD Geoff OTTLEY — Jaguar XK120

IDEAL LAP TIME : 2:01.499 BEST LAP TIME : 2:01.947 DIFFERENCE : 0.448

LAP	SECTOR 1		SECTOR 2		SECTOR 3		LAP TIME	MPH	DIFF	TIME OF DAY
1 -	OUTLAP	77.4	55.410	***72.7***	29.586	103.2	2:06.690	69.14	4.743	10:02:16.977
2 -	38.296	76.0	54.603	70.8	29.048	***104.3***	***2:01.947*** **(1)**	***71.83***		***10:04:18.924***
3 -	***37.974***	73.9	55.152	67.4	29.042	103.2	2:02.168 **(2)**	71.70	0.221	10:06:21.092
4 -	38.119	***78.2***	55.685	68.0	29.684	99.7	2:03.488	70.93	1.541	10:08:24.580
5 -	39.194	73.9	55.406	71.6	***28.933***	102.2	2:03.533	70.91	1.586	10:10:28.113
6 -	38.798	76.8	***54.592***	71.9	29.158	102.4	2:02.548 **(3)**	71.48	0.601	10:12:30.661
7 -	38.322	77.8	56.270	70.1	29.175	103.7	2:03.767	70.77	1.820	10:14:34.428
8 -	38.117	76.2	56.331	67.5	29.218	99.5	2:03.666	70.83	1.719	10:16:38.094

P26 55 HAWB Alistair DYSON — Jaguar Mk2

IDEAL LAP TIME : 2:02.022 BEST LAP TIME : 2:02.619 DIFFERENCE : 0.597

LAP	SECTOR 1		SECTOR 2		SECTOR 3		LAP TIME	MPH	DIFF	TIME OF DAY
1 -	41.307	76.3	56.565	***68.7***	29.408	101.5	2:07.280	68.82	4.661	10:05:04.163
2 -	39.478	72.3	55.712	66.7	29.135	***104.2***	2:04.325	70.45	1.706	10:07:08.488
3 -	***37.948***	76.8	55.720	64.3	29.300	102.6	2:02.968 **(2)**	71.23	0.349	10:09:11.456
4 -	38.529	72.1	56.117	68.6	29.143	101.5	2:03.789	70.76	1.170	10:11:15.245
5 -	38.473	74.2	55.418	64.9	29.091	103.0	2:02.982 **(3)**	71.22	0.363	10:13:18.227
6 -	38.545	***77.0***	***54.985***	65.1	***29.089***	97.2	***2:02.619*** **(1)**	***71.43***		***10:15:20.846***

HSCC Historic Road Sports with Historic Touring Cars & Hawthorn Challenge

QUALIFYING - RACE 16 - SECTOR ANALYSIS

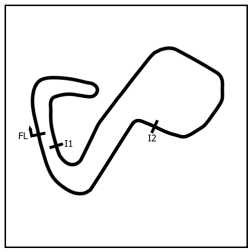

SECTOR 1 = FL to I1, SECTOR 2 = I1 to I2, SECTOR 3 = I2 to FL, DIFF = Difference To Personal Best Lap, P = Crossed Finish Line in Pit Lane, D = Time Disallowed

P27 17 D Julian BALME Triumph TR4

IDEAL LAP TIME : 2:06.059 BEST LAP TIME : 2:06.565 DIFFERENCE : 0.506

LAP	SECTOR 1		SECTOR 2		SECTOR 3		LAP TIME	MPH	DIFF	TIME OF DAY
1 -	OUTLAP	62.6	1:02.666	57.4	32.692	89.1	2:20.928	62.15	14.363	10:02:55.774
2 -	44.123	66.3	1:00.448	58.6	30.953	92.9	2:15.524	64.63	8.959	10:05:11.298
3 -	39.842	71.6	57.360	62.6	30.231	93.7	2:07.433	68.74	0.868	10:07:18.731
4 -	***39.130***	69.8	57.526	***67.9***	***29.909***	***94.3***	***2:06.565 (1)***	***69.21***		***10:09:25.296***
5 -	39.817	71.1	57.159	67.1	29.967	93.7	2:06.943 **(2)**	69.00	0.378	10:11:32.239
6 -	39.290	***72.2***	***57.020***	67.6	30.704	93.0	2:07.014 **(3)**	68.96	0.449	10:13:39.253
7 -	40.958	71.0	57.629	66.9	30.280	93.5	2:08.867	67.97	2.302	10:15:48.120

P28 70 B Alan HOUSE Morgan +4

IDEAL LAP TIME : 2:09.762 BEST LAP TIME : 2:10.125 DIFFERENCE : 0.363

LAP	SECTOR 1		SECTOR 2		SECTOR 3		LAP TIME	MPH	DIFF	TIME OF DAY
1 -	OUTLAP	64.1	1:08.760	53.9	32.451	97.5	2:28.195	59.11	18.070	10:03:00.858
2 -	40.932	66.3	1:05.818	57.7	33.688	90.9	2:20.438	62.37	10.313	10:05:21.296
3 -	42.256	71.6	1:00.901	61.9	30.991	101.3	2:14.148 **(3)**	65.29	4.023	10:07:35.444
4 -	40.456	66.1	1:01.968	63.1	***30.270***	***103.5***	2:12.694 **(2)**	66.01	2.569	10:09:48.138
5 -	***39.997***	71.6	59.554	***64.0***	30.574	99.7	***2:10.125 (1)***	***67.31***		***10:11:58.263***
6 -	40.847	69.3	1:02.644	61.6	30.985	88.8	2:14.476	65.14	4.351	10:14:12.739

P29 21 E Peter CHAPPELL Austin Healey Sprite Mk1

IDEAL LAP TIME : 2:17.253 BEST LAP TIME : 2:17.497 DIFFERENCE : 0.244

LAP	SECTOR 1		SECTOR 2		SECTOR 3		LAP TIME	MPH	DIFF	TIME OF DAY
1 -	OUTLAP	63.1	1:04.291	57.3	34.883	82.9	2:29.298	58.67	11.801	10:03:26.573
2 -	42.421	71.6	1:02.380	57.0	***33.037***	***88.1***	2:17.838 **(2)**	63.55	0.341	10:05:44.411
3 -	***42.017***	69.2	***1:02.199***	***62.0***	33.281	86.7	***2:17.497 (1)***	***63.70***		***10:08:01.908***
4 -	42.134	***72.8***	1:03.197	58.9	33.607	87.9	2:18.938 **(3)**	63.04	1.441	10:10:20.846
5 -	42.875	69.1	1:03.069	61.2	33.262	86.7	2:19.206	62.92	1.709	10:12:40.052
6 -	43.855	65.3	1:05.773	61.5	33.600	82.4	2:23.228	61.16	5.731	10:15:03.280

HSCC Historic Road Sports with Historic Touring Cars & Hawthorn Challenge

QUALIFYING - RACE 16 - BEST SECTORS

	SECTOR 1			SECTOR 2			SECTOR 3		
POS	NO	NAME	TIME	NO	NAME	TIME	NO	NAME	TIME
1	1	DAVISON	33.364	1	DAVISON	46.844	1	DAVISON	24.936
2	66	STRINGER	34.036	79	PLANT	48.884	79	PLANT	25.828
3	36	GIBNEY	34.146	80	SHAW	48.937	80	SHAW	25.913
4	80	SHAW	34.148	66	STRINGER	49.130	36	GIBNEY	26.112
5	79	PLANT	34.169	36	GIBNEY	49.341	717	MERRICK	26.492
6	521	PRATT	34.996	8	PADDY	49.736	66	STRINGER	26.531
7	8	PADDY	35.022	717	MERRICK	50.304	8	PADDY	26.661
8	717	MERRICK	35.173	521	PRATT	50.665	64	SPARROW	26.887
9	4	CULL	35.405	18	BARTON	50.769	98	KIVLOCHAN	27.018
10	18	BARTON	35.647	6	DENEKAMP	51.326	521	PRATT	27.080
11	64	SPARROW	35.744	64	SPARROW	51.354	6	DENEKAMP	27.254
12	71	ARCULUS	35.921	4	CULL	51.492	18	BARTON	27.321
13	6	DENEKAMP	36.214	20	SMITH	52.245	4	CULL	27.628
14	43	HURST	36.266	71	ARCULUS	52.257	43	HURST	27.726
15	77	DAVIS	36.623	60	THOMPSON	52.658	25	WEBB	27.927
16	60	THOMPSON	36.792	43	HURST	52.729	60	THOMPSON	27.931
17	91	OWEN	36.876	98	KIVLOCHAN	53.740	28	SMITH	27.956
18	20	SMITH	36.935	25	WEBB	53.774	53	GILBERT	27.958
19	53	GILBERT	36.994	53	GILBERT	53.797	20	SMITH	27.973
20	28	SMITH	37.021	88	BROWN	54.322	77	DAVIS	28.230
21	88	BROWN	37.583	77	DAVIS	54.434	71	ARCULUS	28.374
22	25	WEBB	37.822	42	OTTLEY	54.592	91	OWEN	28.744
23	55	DYSON	37.948	91	OWEN	54.740	42	OTTLEY	28.933
24	42	OTTLEY	37.974	55	DYSON	54.985	88	BROWN	28.991
25	98	KIVLOCHAN	38.097	28	SMITH	55.143	55	DYSON	29.089
26	17	BALME	39.130	17	BALME	57.020	17	BALME	29.909
27	70	HOUSE	39.997	70	HOUSE	59.495	70	HOUSE	30.270
28	21	CHAPPELL	42.017	21	CHAPPELL	1:02.199	21	CHAPPELL	33.037
29									

IDEAL / BEST COMPARISON					
POS	NO	NAME	IDEAL	BEST	DIFF
		PERFECT LAP	1:45.144		
1	1	DAVISON	1:45.144	1:45.205	0.061
2	79	PLANT	1:48.881	1:49.157	0.276
3	80	SHAW	1:48.998	1:49.614	0.616
4	36	GIBNEY	1:49.599	1:49.599	0.000
5	66	STRINGER	1:49.697	1:49.964	0.267
6	8	PADDY	1:51.419	1:51.525	0.106
7	717	MERRICK	1:51.969	1:51.969	0.000
8	521	PRATT	1:52.741	1:52.777	0.036
9	18	BARTON	1:53.737	1:53.830	0.093
10	64	SPARROW	1:53.985	1:54.297	0.312
11	4	CULL	1:54.525	1:54.621	0.096
12	6	DENEKAMP	1:54.794	1:55.266	0.472
13	71	ARCULUS	1:56.552	1:56.790	0.238
14	43	HURST	1:56.721	1:56.721	0.000
15	20	SMITH	1:57.153	1:57.698	0.545
16	60	THOMPSON	1:57.381	1:57.389	0.008
17	53	GILBERT	1:58.749	1:59.147	0.398
18	98	KIVLOCHAN	1:58.855	1:58.949	0.094
19	77	DAVIS	1:59.287	1:59.566	0.279
20	25	WEBB	1:59.523	2:00.770	1.247
21	28	SMITH	2:00.120	2:00.334	0.214
22	91	OWEN	2:00.360	2:01.057	0.697
23	88	BROWN	2:00.896	2:00.938	0.042
24	42	OTTLEY	2:01.499	2:01.947	0.448
25	55	DYSON	2:02.022	2:02.619	0.597
26	17	BALME	2:06.059	2:06.565	0.506
27	70	HOUSE	2:09.762	2:10.125	0.363
28	21	CHAPPELL	2:17.253	2:17.497	0.244
29	7	WHYMAN		1:56.517	

Weather / Track : Sunny / Dry

Brands Hatch GP: 2.4332 miles
Date: 10/07/2022 Start: 10:00 Finish: 10:15

Results can be found at www.tsl-timing.com

Printed - 10:18 Sunday, 10 July 2022

HSCC Historic Road Sports with Historic Touring Cars & Hawthorn Challenge

QUALIFYING - RACE 16 - BEST SPEEDS

	INTERMEDIATE 1			INTERMEDIATE 2			FINISH LINE		
POS	NO	NAME	MPH	NO	NAME	MPH	NO	NAME	MPH
1	1	DAVISON	92.6	1	DAVISON	81.1	1	DAVISON	118.3
2	80	SHAW	92.1	80	SHAW	81.0	79	PLANT	116.3
3	36	GIBNEY	88.7	4	CULL	80.9	80	SHAW	116.1
4	66	STRINGER	88.0	18	BARTON	80.4	36	GIBNEY	114.9
5	79	PLANT	85.9	66	STRINGER	79.5	98	KIVLOCHAN	113.1
6	521	PRATT	85.9	77	DAVIS	79.1	717	MERRICK	112.9
7	8	PADDY	85.7	36	GIBNEY	78.8	64	SPARROW	109.8
8	717	MERRICK	85.7	8	PADDY	77.5	6	DENEKAMP	109.8
9	64	SPARROW	85.0	20	SMITH	76.0	25	WEBB	109.8
10	6	DENEKAMP	84.8	79	PLANT	75.9	77	DAVIS	108.2
11	77	DAVIS	83.6	6	DENEKAMP	75.9	53	GILBERT	108.0
12	53	GILBERT	83.4	60	THOMPSON	75.1	20	SMITH	107.8
13	18	BARTON	82.6	521	PRATT	74.8	8	PADDY	107.2
14	25	WEBB	82.6	64	SPARROW	74.6	521	PRATT	107.0
15	60	THOMPSON	82.4	43	HURST	74.3	66	STRINGER	105.3
16	20	SMITH	82.4	88	BROWN	73.7	60	THOMPSON	104.5
17	4	CULL	82.0	42	OTTLEY	72.7	42	OTTLEY	104.3
18	91	OWEN	81.7	717	MERRICK	72.4	28	SMITH	104.2
19	28	SMITH	81.2	71	ARCULUS	72.2	55	DYSON	104.2
20	43	HURST	80.7	53	GILBERT	71.6	70	HOUSE	103.5
21	71	ARCULUS	79.0	28	SMITH	71.5	43	HURST	103.4
22	42	OTTLEY	78.2	91	OWEN	70.8	18	BARTON	103.0
23	55	DYSON	77.0	25	WEBB	70.0	91	OWEN	103.0
24	88	BROWN	76.9	55	DYSON	68.7	4	CULL	100.4
25	98	KIVLOCHAN	76.6	17	BALME	67.9	71	ARCULUS	99.8
26	70	HOUSE	75.1	98	KIVLOCHAN	66.3	88	BROWN	97.1
27	21	CHAPPELL	72.8	70	HOUSE	64.0	17	BALME	94.3
28	17	BALME	72.2	21	CHAPPELL	62.0	21	CHAPPELL	88.1
29									

Weather / Track : Sunny / Dry

Brands Hatch GP: 2.4332 miles
Date: 10/07/2022 Start: 10:00 Finish: 10:15

Results can be found at www.tsl-timing.com

Printed - 10:18 Sunday, 10 July 2022

HSCC Historic Road Sports with Historic Touring Cars & Hawthorn Challenge

QUALIFYING - RACE 16 - STATISTICS

Competitors Started	29
Planned Start	2022-07-10 @ 10:00:00.000
Actual Start	2022-07-10 @ 10:00:01.013
Finish Time	2022-07-10 @ 10:15:02.847
Track Length	2.4332mi.
Total Laps	200
Total Distance Covered	486.6579mi.

Session Fastest Lap History

NO	CL	NAME	LAP TIME	TIME OF DAY	LAP	VEHICLE
42	HAWD	**Geoff OTTLEY**	**2:01.947**	10:04:18.943	2	Jaguar XK120
98	A	**Kevin KIVLOCHAN**	**1:58.949**	10:04:22.723	2	Morgan +8
36	C	**Frazer GIBNEY**	**1:54.028**	10:04:34.589	2	Lotus Elan S1
1	C	**John DAVISON**	**1:48.153**	10:04:37.546	2	Lotus Elan S1
1	C	**John DAVISON**	**1:46.224**	10:08:13.769	4	Lotus Elan S1
1	C	**John DAVISON**	**1:45.205**	10:09:58.975	5	Lotus Elan S1

Flag History

TYPE	TIME OF DAY
GREEN	10:00:01.013
FINISH	10:15:02.847

Flag Statistics

TYPE	COUNT	TOTAL LAPS	TOTAL TIME
Green	1	8	17:21.349
Red	0	0	0.000
Safety Car	0	0	0.000
FCY	0	0	0.000

HSCC Historic Road Sports with Historic Touring Cars & Hawthorn Challenge

QUALIFYING - RACE 16 - STATISTICS

CLASS : A

4 Starters

Fastest Lap History

NO	NAME	LAP TIME	TIME OF DAY	LAP	VEHICLE
98	**Kevin KIVLOCHAN**	**1:58.949**	10:04:22.723	2	Morgan +8
79	**Richard PLANT**	**1:52.225**	10:06:17.507	3	Morgan +8
79	**Richard PLANT**	**1:49.783**	10:08:07.287	4	Morgan +8
80	**John SHAW**	**1:49.614**	10:08:10.535	4	Morgan +8
79	**Richard PLANT**	**1:49.157**	10:09:56.447	5	Morgan +8

HSCC Historic Road Sports with Historic Touring Cars & Hawthorn Challenge

QUALIFYING - RACE 16 - STATISTICS

CLASS : B

4 Starters

Fastest Lap History

NO	NAME	LAP TIME	TIME OF DAY	LAP	VEHICLE
521	**Martin PRATT**	**2:00.755**	10:04:32.515	2	Morgan +4
6	**Johan DENEKAMP**	**1:59.796**	10:04:36.138	2	TVR Tuscan
521	**Martin PRATT**	**1:56.060**	10:06:28.574	3	Morgan +4
6	**Johan DENEKAMP**	**1:55.990**	10:06:32.127	3	TVR Tuscan
6	**Johan DENEKAMP**	**1:55.633**	10:10:24.241	5	TVR Tuscan
521	**Martin PRATT**	**1:53.462**	10:10:28.497	5	Morgan +4
521	**Martin PRATT**	**1:52.777**	10:16:14.474	8	Morgan +4

HSCC Historic Road Sports with Historic Touring Cars & Hawthorn Challenge

QUALIFYING - RACE 16 - STATISTICS

CLASS : C

5 Starters

Fastest Lap History

NO	NAME	LAP TIME	TIME OF DAY	LAP	VEHICLE
717	**Chris MERRICK**	**1:59.119**	10:04:33.782	2	Lotus Elan S3
36	**Frazer GIBNEY**	**1:54.028**	10:04:34.589	2	Lotus Elan S1
1	**John DAVISON**	**1:48.153**	10:04:37.546	2	Lotus Elan S1
1	**John DAVISON**	**1:46.224**	10:08:13.769	4	Lotus Elan S1
1	**John DAVISON**	**1:45.205**	10:09:58.975	5	Lotus Elan S1

HSCC Historic Road Sports with Historic Touring Cars & Hawthorn Challenge

QUALIFYING - RACE 16 - STATISTICS

CLASS : D

5 Starters

Fastest Lap History

NO	NAME	LAP TIME	TIME OF DAY	LAP	VEHICLE
64	**Roger SPARROW**	**1:59.531**	10:04:29.646	2	Porsche 911
4	**Rob CULL**	**1:58.507**	10:05:05.377	2	MGB
64	**Roger SPARROW**	**1:58.351**	10:06:28.000	3	Porsche 911
64	**Roger SPARROW**	**1:56.168**	10:10:22.690	5	Porsche 911
4	**Rob CULL**	**1:56.137**	10:10:54.373	5	MGB
64	**Roger SPARROW**	**1:55.236**	10:12:17.926	6	Porsche 911
64	**Roger SPARROW**	**1:54.641**	10:14:12.566	7	Porsche 911
64	**Roger SPARROW**	**1:54.297**	10:16:06.866	8	Porsche 911

Weather / Track : Sunny / Dry

Brands Hatch GP: 2.4332 miles
Date: 10/07/2022 Start: 10:00 Finish: 10:15

HSCC Historic Road Sports with Historic Touring Cars & Hawthorn Challenge

QUALIFYING - RACE 16 - STATISTICS

CLASS : E

2 Starters

Fastest Lap History

NO	NAME	LAP TIME	TIME OF DAY	LAP	VEHICLE
71	**Brian ARCULUS**	**2:00.484**	10:04:42.796	2	Lotus Elite
71	**Brian ARCULUS**	**1:59.210**	10:06:42.006	3	Lotus Elite
71	**Brian ARCULUS**	**1:58.572**	10:14:42.165	7	Lotus Elite
71	**Brian ARCULUS**	**1:56.790**	10:16:38.955	8	Lotus Elite

HSCC Historic Road Sports with Historic Touring Cars & Hawthorn Challenge

QUALIFYING - RACE 16 - STATISTICS

CLASS : F

1 Starters

Fastest Lap History

NO	NAME	LAP TIME	TIME OF DAY	LAP	VEHICLE
91	**Richard OWEN**	**2:05.014**	10:05:12.251	2	Triumph TR2
91	**Richard OWEN**	**2:01.216**	10:07:13.468	3	Triumph TR2
91	**Richard OWEN**	**2:01.057**	10:09:14.523	4	Triumph TR2

HSCC Historic Road Sports with Historic Touring Cars & Hawthorn Challenge

QUALIFYING - RACE 16 - STATISTICS

CLASS : G

1 Starters

Fastest Lap History

NO	NAME	LAP TIME	TIME OF DAY	LAP	VEHICLE
28	**Nick SMITH**	**2:07.319**	10:05:23.462	2	Rochdale Olympic
28	**Nick SMITH**	**2:05.665**	10:07:29.123	3	Rochdale Olympic
28	**Nick SMITH**	**2:02.480**	10:09:31.604	4	Rochdale Olympic
28	**Nick SMITH**	**2:00.334**	10:11:31.937	5	Rochdale Olympic

HSCC Historic Road Sports with Historic Touring Cars & Hawthorn Challenge

QUALIFYING - RACE 16 - STATISTICS

CLASS : HTCK3

1 Starters

Fastest Lap History

NO	NAME	LAP TIME	TIME OF DAY	LAP	VEHICLE
8	**Nick PADDY**	**1:53.330**	10:04:38.161	2	Morris Mini Cooper S
8	**Nick PADDY**	**1:52.077**	10:10:18.254	5	Morris Mini Cooper S
8	**Nick PADDY**	**1:51.653**	10:12:09.904	6	Morris Mini Cooper S
8	**Nick PADDY**	**1:51.525**	10:15:54.173	8	Morris Mini Cooper S

Weather / Track : Sunny / Dry

Brands Hatch GP: 2.4332 miles
Date: 10/07/2022 Start: 10:00 Finish: 10:15

HSCC Historic Road Sports with Historic Touring Cars & Hawthorn Challenge

QUALIFYING - RACE 16 - STATISTICS

CLASS : HTCA

1 Starters

Fastest Lap History

NO	NAME	LAP TIME	TIME OF DAY	LAP	VEHICLE
77	**Roy DAVIS**	**2:02.176**	10:04:39.501	2	Triumph Mk1 PI
77	**Roy DAVIS**	**1:59.566**	10:06:39.070	3	Triumph Mk1 PI

Weather / Track : Sunny / Dry

Brands Hatch GP: 2.4332 miles
Date: 10/07/2022 Start: 10:00 Finish: 10:15

HSCC Historic Road Sports with Historic Touring Cars & Hawthorn Challenge

QUALIFYING - RACE 16 - STATISTICS

CLASS : HAWB

3 Starters

Fastest Lap History

NO	NAME	LAP TIME	TIME OF DAY	LAP	VEHICLE
25	**Nigel WEBB**	**2:02.303**	10:04:35.172	2	Jaguar Compact Saloon Mk1
25	**Nigel WEBB**	**2:01.726**	10:06:36.897	3	Jaguar Compact Saloon Mk1
20	**Tom SMITH**	**1:57.698**	10:09:06.945	4	Jaguar Mk2

Weather / Track : Sunny / Dry

Brands Hatch GP: 2.4332 miles
Date: 10/07/2022 Start: 10:00 Finish: 10:15

HSCC Historic Road Sports with Historic Touring Cars & Hawthorn Challenge

QUALIFYING - RACE 16 - STATISTICS

CLASS : HAWD

1 Starters

Fastest Lap History

NO	NAME	LAP TIME	TIME OF DAY	LAP	VEHICLE
42	**Geoff OTTLEY**	**2:01.947**	10:04:18.943	2	Jaguar XK120

Weather / Track : Sunny / Dry

Brands Hatch GP: 2.4332 miles
Date: 10/07/2022 Start: 10:00 Finish: 10:15

HSCC Historic Road Sports with Historic Touring Cars & Hawthorn Challenge

QUALIFYING - RACE 16 - STATISTICS

CLASS : HTCK2

1 Starters

Fastest Lap History

NO	NAME	LAP TIME	TIME OF DAY	LAP	VEHICLE
18	**Harry BARTON**	**1:58.037**	10:05:06.378	2	BMW 1800Ti
18	**Harry BARTON**	**1:55.144**	10:08:56.631	4	BMW 1800Ti
18	**Harry BARTON**	**1:53.830**	10:10:50.460	5	BMW 1800Ti

Sheet No:	Issue Time:

HSCC Historic Road Sports with Historic Touring Cars & Hawthorn Challenge

RACE 16 - GRID (25 minutes) - AMENDED

ROW 17	33	55	2:02.619 Alistair DYSON				
ROW 16	31	25	2:00.770 Nigel WEBB	32	42	2:01.947 Geoff OTTLEY	
ROW 15	29	20	1:57.698 Tom SMITH	30	77	1:59.566 Roy DAVIS	
ROW 14	27	8	1:51.525 Nick PADDY	28	18	1:53.830 Harry BARTON	
ROW 13							
ROW 12							
ROW 11	21	70	2:10.125 Alan HOUSE	22	21	2:17.497 Peter CHAPPELL	
ROW 10	19	91	2:01.057 Richard OWEN	20	17	2:06.565 Julian BALME	
ROW 9	17	28	2:00.334 Nick SMITH	18	88	2:00.938 Paul BROWN	
ROW 8	15	98	1:58.949 Kevin KIVLOCHAN	16	53	1:59.147 Adrian GILBERT	
ROW 7	13	71	1:56.790 Brian ARCULUS	14	60	1:57.389 Chris THOMPSON	
ROW 6	11	7	1:56.517 Keith WHYMAN	12	43	1:56.721 Alex HURST	
ROW 5	9	4	1:54.621 Rob CULL	10	6	1:55.266 Johan DENEKAMP	
ROW 4	7	521	1:52.777 Martin PRATT	8	64	1:54.297 Roger SPARROW	
ROW 3	5	66	1:49.964 Jonathan STRINGER	6	717	1:51.969 Chris MERRICK	
ROW 2	3	36	1:49.599 Frazer GIBNEY	4	80	1:49.614 John SHAW	
ROW 1	1	1	1:45.205 John DAVISON	2	79	1:49.157 Richard PLANT	

Pole

Brands Hatch GP: 2.4332 miles

These results are provisional until the conclusion of any judicial and technical matters.

Clerk Of Course : Julian Floyd	Stewards :	Timekeeper : Nick Palmer

Sheet No:	Issue Time:

HSCC Historic Road Sports with Historic Touring Cars & Hawthorn Challenge

RACE 16 - GRID (25 minutes)

ROW 15	29	21	2:17.497 Peter CHAPPELL				
ROW 14	27	17	2:06.565 Julian BALME	28	70	2:10.125 Alan HOUSE	
ROW 13	25	42	2:01.947 Geoff OTTLEY	26	55	2:02.619 Alistair DYSON	
ROW 12	23	88	2:00.938 Paul BROWN	24	91	2:01.057 Richard OWEN	
ROW 11	21	28	2:00.334 Nick SMITH	22	25	2:00.770 Nigel WEBB	
ROW 10	19	53	1:59.147 Adrian GILBERT	20	77	1:59.566 Roy DAVIS	
ROW 9	17	20	1:57.698 Tom SMITH	18	98	1:58.949 Kevin KIVLOCHAN	
ROW 8	15	71	1:56.790 Brian ARCULUS	16	60	1:57.389 Chris THOMPSON	
ROW 7	13	7	1:56.517 Keith WHYMAN	14	43	1:56.721 Alex HURST	
ROW 6	11	4	1:54.621 Rob CULL	12	6	1:55.266 Johan DENEKAMP	
ROW 5	9	18	1:53.830 Harry BARTON	10	64	1:54.297 Roger SPARROW	
ROW 4	7	717	1:51.969 Chris MERRICK	8	521	1:52.777 Martin PRATT	
ROW 3	5	66	1:49.964 Jonathan STRINGER	6	8	1:51.525 Nick PADDY	
ROW 2	3	36	1:49.599 Frazer GIBNEY	4	80	1:49.614 John SHAW	
ROW 1	1	1	1:45.205 John DAVISON	2	79	1:49.157 Richard PLANT	

Pole

Brands Hatch GP: 2.4332 miles

These results are provisional until the conclusion of any judicial and technical matters.

Clerk Of Course : Julian Floyd	Stewards :	Timekeeper : Nick Palmer

Sheet No:	Issue Time:

HSCC Historic Road Sports with Historic Touring Cars & Hawthorn Challenge

RACE 16 - CLASSIFICATION

POS	NO	CL	PIC	NAME	ENTRY	LAPS	TIME	GAP	DIFF	MPH	BEST	ON
1	1	C	1	John DAVISON	Lotus Elan S1	11	19:57.188			80.48	1:47.645	11
2	36	C	2	Frazer GIBNEY	Lotus Elan S1	11	20:15.063	17.875	17.875	79.30	1:48.590	6
3	79	A	1	Richard PLANT	Morgan +8	11	20:20.427	23.239	5.364	78.95	1:49.114	11
4	80	A	2	John SHAW	Morgan +8	11	20:22.111	24.923	1.684	78.84	1:49.553	9
5	66	C	3	Jonathan STRINGER	Lotus Seven S2	11	20:38.564	41.376	16.453	77.79	1:50.893	2
6	717	C	4	Chris MERRICK	Lotus Elan S3	11	21:00.262	1:03.074	21.698	76.45	1:53.242	10
7	8	HTCK3	1	Nick PADDY	Morris Mini Cooper S	11	21:21.610	1:24.422	21.348	75.18	1:52.654	9
8	18	HTCK2	1	Harry BARTON	BMW 1800Ti	11	21:28.292	1:31.104	6.682	74.79	1:53.512	4
9	521	B	1	Martin PRATT	Morgan +4	11	21:31.640	1:34.452	3.348	74.60	1:55.504	11
10	64	D	1	Roger SPARROW	Porsche 911	11	21:32.327	1:35.139	0.687	74.56	1:53.674	11
11	4	D	2	Rob CULL	MGB	11	21:36.739	1:39.551	4.412	74.30	1:55.436	10
12	53	C	5	Adrian GILBERT	Lotus Elan S3	10	19:57.647	1 Lap	1 Lap	73.14	1:55.889	7
13	6	B	2	Johan DENEKAMP	TVR Tuscan	10	20:00.301	1 Lap	2.654	72.98	1:58.339	2
14	60	D	3	Chris THOMPSON	MGB	10	20:07.684	1 Lap	7.383	72.53	1:56.224	10
15	71	E	1	Brian ARCULUS	Lotus Elite	10	20:17.211	1 Lap	9.527	71.96	1:59.231	7
16	55	HAWB	1	Alistair DYSON	Jaguar Mk2	10	20:40.220	1 Lap	23.009	70.63	2:00.061	9
17	88	D	4	Paul BROWN	MGB GT	10	20:40.415	1 Lap	0.195	70.62	2:00.351	5
18	91	F	1	Richard OWEN	Triumph TR2	10	20:42.536	1 Lap	2.121	70.49	1:59.784	6
19	25	HAWB	2	Nigel WEBB	Jaguar Compact Saloon Mk1	10	20:44.334	1 Lap	1.798	70.39	2:00.127	6
20	42	HAWD	1	Geoff OTTLEY	Jaguar XK120	10	21:20.009	1 Lap	35.675	68.43	2:01.821	2
21	17	D	5	Julian BALME	Triumph TR4	10	21:48.988	1 Lap	28.979	66.92	2:07.876	10
22	70	B	3	Alan HOUSE	Morgan +4	9	20:43.272	2 Laps	1 Lap	63.41	2:14.597	8
23	21	E	2	Peter CHAPPELL	Austin Healey Sprite Mk1	9	20:43.404	2 Laps	0.132	63.40	2:14.775	7
					NOT CLASSIFIED							
DNF	28	G		Nick SMITH	Rochdale Olympic	10	20:15.463	1 Lap	0.000	72.06	1:58.317	10
DNF	7	A		Keith WHYMAN	Ford Mustang	6	11:46.560	5 Laps	4 Laps	74.38	1:56.454	6
DNF	77	HTCA		Roy DAVIS	Triumph Mk1 PI	4	8:20.859	7 Laps	2 Laps	69.95	1:58.032	2
DNF	43	B		Alex HURST	Triumph TR4	1	2:11.093	10 Laps	3 Laps	66.82	2:11.093	1
DNF	98	A		Kevin KIVLOCHAN	Morgan +8	0						

FASTEST LAP

1	C	John DAVISON	Lotus Elan S1	11	1:47.645	81.37 mph	130.96 kph
79	A	Richard PLANT	Morgan +8	11	1:49.114	80.28 mph	129.20 kph
8	HTCK3	Nick PADDY	Morris Mini Cooper S	9	1:52.654	77.75 mph	125.14 kph
18	HTCK2	Harry BARTON	BMW 1800Ti	4	1:53.512	77.17 mph	124.19 kph
64	D	Roger SPARROW	Porsche 911	11	1:53.674	77.06 mph	124.01 kph
521	B	Martin PRATT	Morgan +4	11	1:55.504	75.84 mph	122.05 kph
77	HTCA	Roy DAVIS	Triumph Mk1 PI	2	1:58.032	74.21 mph	119.43 kph
28	G	Nick SMITH	Rochdale Olympic	10	1:58.317	74.03 mph	119.15 kph
71	E	Brian ARCULUS	Lotus Elite	7	1:59.231	73.46 mph	118.23 kph
91	F	Richard OWEN	Triumph TR2	6	1:59.784	73.13 mph	117.69 kph
55	HAWB	Alistair DYSON	Jaguar Mk2	9	2:00.061	72.96 mph	117.42 kph
42	HAWD	Geoff OTTLEY	Jaguar XK120	2	2:01.821	71.90 mph	115.72 kph

Car 28 not running at the showing of the red flag.

Red Flag (end of session): 17:01

Race Distance: 11 Laps / 26.76 miles
Brands Hatch GP: 2.4332 miles
Date: 10/07/2022 Start: 16:38 Finish: 16:58

Weather / Track : Sunny / Dry

These results are provisional until the conclusion of any judicial and technical matters.

Clerk Of Course : Julian Floyd	Stewards :	Timekeeper : Nick Palmer

HSCC Historic Road Sports with Historic Touring Cars & Hawthorn Challenge

RACE 16 - LAP CHART

LAP 1		@ 16:40:18.617
NO	BEHIND	LAP TIME
79		1:54.067
1	0.372	1:54.439
80	1.014	1:55.081
36	1.723	1:55.790
66	3.242	1:57.309
717	5.762	1:59.829
521	8.028	2:02.095
7	8.162	2:02.229
6	10.727	2:04.794
4	12.537	2:06.604
64	13.317	2:07.384
71	16.712	2:10.779
43	17.026	2:11.093
28	18.015	2:12.082
53	18.608	2:12.675
60	19.913	2:13.980
91	21.299	2:15.366
88	22.534	2:16.601
8	26.470	2:20.537
17	26.805	2:20.872
18	27.530	2:21.597
77	30.816	2:24.883
42	32.879	2:26.946
21	33.725	2:27.792
55	35.414	2:29.481
25	35.870	2:29.937
70	37.414	2:31.481

LAP 2		@ 16:42:07.141
NO	BEHIND	LAP TIME
1		1:48.152
79	1.135	1:49.659
36	2.355	1:49.156
80	3.562	1:51.072
66	5.611	1:50.893
717	12.626	1:55.388
7	16.162	1:56.524
521	17.578	1:58.074
6	20.542	1:58.339
4	21.459	1:57.446
64	22.321	1:57.528
71	28.176	1:59.988
53	30.012	1:59.928
28	32.990	2:03.499
8	33.237	1:55.291
60	34.794	2:03.405
18	35.687	1:56.681
91	37.483	2:04.708
88	38.777	2:04.767
77	40.324	1:58.032
42	46.176	2:01.821
55	47.924	2:01.034
25	49.554	2:02.208
17	49.713	2:11.432
21	1:05.447	2:20.246
70	1:05.851	2:16.961

LAP 3		@ 16:43:56.311
NO	BEHIND	LAP TIME
1		1:49.170
79	1.510	1:49.545
36	3.107	1:49.922
80	5.045	1:50.653
66	8.956	1:52.515
717	18.160	1:54.704
7	24.577	1:57.585
521	25.708	1:57.300
6	30.006	1:58.634
4	30.504	1:58.215
64	30.731	1:57.580
8	38.749	1:54.682
71	41.615	2:02.609
18	41.772	1:55.255
53	42.274	2:01.432
28	43.914	2:00.094
60	45.518	1:59.894
77	50.647	1:59.493
91	51.268	2:02.955
88	52.586	2:02.979
42	59.648	2:02.642
55	59.926	2:01.172
25	1:02.240	2:01.856
17	1:10.185	2:09.642
21	1:36.204	2:19.927
70	1:36.794	2:20.113

LAP 4		@ 16:45:44.275
NO	BEHIND	LAP TIME
1		1:47.964
79	3.884	1:50.338
36	4.526	1:49.383
80	8.139	1:51.058
66	13.348	1:52.356
717	23.763	1:53.567
7	33.447	1:56.834
521	34.758	1:57.014
4	40.282	1:57.742
6	41.790	1:59.748
64	41.915	1:59.148
8	44.541	1:53.756
18	47.320	1:53.512
53	52.822	1:58.512
28	54.953	1:59.003
60	55.953	1:58.399
71	57.209	2:03.558
77	1:01.134	1:58.451
91	1:05.245	2:01.941
88	1:06.401	2:01.779
55	1:14.875	2:02.913
42	1:14.892	2:03.208
25	1:15.803	2:01.527
17	1:31.211	2:08.990

LAP 5		@ 16:47:32.439
NO	BEHIND	LAP TIME
1		1:48.164
36	6.980	1:50.618
79	8.520	1:52.800
80	12.319	1:52.344
66	17.668	1:52.484
21	1 Lap	2:17.799
70	1 Lap	2:18.040
717	29.790	1:54.191
7	42.217	1:56.934
521	43.378	1:56.784
4	48.185	1:56.067
64	49.111	1:55.360
8	52.364	1:55.987
6	53.788	2:00.162
18	53.986	1:54.830
53	1:02.746	1:58.088
28	1:05.310	1:58.521
60	1:06.125	1:58.336
71	1:08.670	1:59.625
91	1:17.564	2:00.483
88	1:18.588	2:00.351
55	1:27.507	2:00.796
25	1:29.333	2:01.694
42	1:34.919	2:08.191

Weather / Track : Sunny / Dry

Brands Hatch GP: 2.4332 miles
Date: 10/07/2022 Start: 16:38 Finish: 16:58

HSCC Historic Road Sports with Historic Touring Cars & Hawthorn Challenge

RACE 16 - LAP CHART

LAP 6		@ 16:49:20.466
NO	BEHIND	LAP TIME
1		1:48.027
17	1 Lap	2:10.033
36	7.543	1:48.590
79	10.923	1:50.430
80	15.160	1:50.868
66	21.965	1:52.324
717	35.891	1:54.128
21	1 Lap	2:15.558
70	1 Lap	2:15.321
7	50.644	1:56.454
521	52.087	1:56.736
64	55.891	1:54.807
4	57.380	1:57.222
8	57.633	1:53.296
18	1:00.433	1:54.474
6	1:04.159	1:58.398
53	1:12.494	1:57.775
28	1:17.068	1:59.785
60	1:17.797	1:59.699
71	1:20.117	1:59.474
91	1:29.321	1:59.784
88	1:33.596	2:03.035
55	1:39.591	2:00.111
25	1:41.433	2:00.127

LAP 7		@ 16:51:08.592
NO	BEHIND	LAP TIME
1		1:48.126
42	1 Lap	2:07.218
36	8.909	1:49.492
79	14.273	1:51.476
80	17.228	1:50.194
66	25.840	1:52.001
17	1 Lap	2:09.734
717	41.119	1:53.354
521	1:01.295	1:57.334
64	1:04.196	1:56.431
8	1:04.459	1:54.952
18	1:07.264	1:54.957
4	1:08.260	1:59.006
21	1 Lap	2:15.631
70	1 Lap	2:16.532
6	1:16.435	2:00.402
53	1:20.257	1:55.889
28	1:29.640	2:00.698
60	1:29.792	2:00.121
71	1:31.222	1:59.231
88	1:46.943	2:01.473

LAP 8		@ 16:52:57.156
NO	BEHIND	LAP TIME
1		1:48.564
55	1 Lap	2:00.847
91	1 Lap	2:12.098
25	1 Lap	2:01.150
36	9.444	1:49.099
79	16.966	1:51.257
80	18.490	1:49.826
42	1 Lap	2:08.289
66	29.126	1:51.850
17	1 Lap	2:08.372
717	46.690	1:54.135
521	1:09.189	1:56.458
8	1:09.399	1:53.504
64	1:11.605	1:55.973
18	1:12.389	1:53.689
4	1:15.672	1:55.976
6	1:28.238	2:00.367
53	1:29.224	1:57.531
21	1 Lap	2:14.775
70	1 Lap	2:14.945
60	1:40.972	1:59.744
28	1:43.254	2:02.178
71	1:44.077	2:01.419

LAP 9		@ 16:54:44.808
NO	BEHIND	LAP TIME
1		1:47.652
36	11.846	1:50.054
88	1 Lap	2:02.258
55	1 Lap	2:00.904
91	1 Lap	2:01.871
79	19.870	1:50.556
25	1 Lap	2:01.964
80	20.391	1:49.553
66	33.855	1:52.381
42	1 Lap	2:08.874
717	53.109	1:54.071
17	1 Lap	2:11.674
8	1:14.401	1:52.654
521	1:18.009	1:56.472
18	1:18.887	1:54.150
64	1:19.569	1:55.616
4	1:25.098	1:57.078
6	1:39.834	1:59.248
53	1:39.989	1:58.417

LAP 10		@ 16:56:34.093
NO	BEHIND	LAP TIME
1		1:49.285
60	1 Lap	1:57.882
71	1 Lap	1:59.677
28	1 Lap	2:01.286
36	14.648	1:52.087
21	2 Laps	2:14.890
70	2 Laps	2:14.597
79	21.770	1:51.185
80	22.513	1:51.407
88	1 Lap	2:03.623
55	1 Lap	2:00.061
91	1 Lap	2:01.647
25	1 Lap	2:01.868
66	35.941	1:51.371
717	57.066	1:53.242
42	1 Lap	2:07.626
8	1:18.549	1:53.433
18	1:24.801	1:55.199
521	1:26.593	1:57.869
64	1:29.110	1:58.826
4	1:31.249	1:55.436
17	1 Lap	2:10.363

Weather / Track : Sunny / Dry

Brands Hatch GP: 2.4332 miles
Date: 10/07/2022 Start: 16:38 Finish: 16:58

HSCC Historic Road Sports with Historic Touring Cars & Hawthorn Challenge

RACE 16 - LAP CHART

LAP 11		@ 16:58:21.738
NO	BEHIND	LAP TIME
1		1:47.645
53	1 Lap	1:57.400
6	1 Lap	2:00.209
60	1 Lap	1:56.224
36	17.875	1:50.872
28	1 Lap	1:58.317
71	1 Lap	2:00.851
79	23.239	1:49.114
80	24.923	1:50.055
66	41.376	1:53.080
55	1 Lap	2:02.901
88	1 Lap	2:03.549
91	1 Lap	2:01.683
70	2 Laps	2:15.282
21	2 Laps	2:16.786
25	1 Lap	2:02.003
717	1:03.074	1:53.653
42	1 Lap	2:05.194
8	1:24.422	1:53.518
18	1:31.104	1:53.948
521	1:34.452	1:55.504
64	1:35.139	1:53.674
4	1:39.551	1:55.947
17	1 Lap	2:07.876

Weather / Track : Sunny / Dry

Brands Hatch GP: 2.4332 miles
Date: 10/07/2022 Start: 16:38 Finish: 16:58

HSCC Historic Road Sports with Historic Touring Cars & Hawthorn Challenge

RACE 16 - SECTOR ANALYSIS

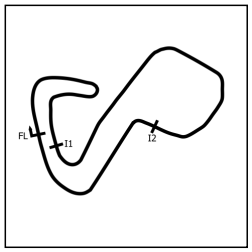

SECTOR 1 = FL to I1, SECTOR 2 = I1 to I2, SECTOR 3 = I2 to FL, DIFF = Difference To Personal Best Lap, P = Crossed Finish Line in Pit Lane, D = Time Disallowed

P1 1 C John DAVISON — Lotus Elan S1

IDEAL LAP TIME : 1:46.957 BEST LAP TIME : 1:47.645 DIFFERENCE : 0.688

LAP	SECTOR 1		SECTOR 2		SECTOR 3		LAP TIME		MPH	DIFF	TIME OF DAY
1 -		84.9	49.665	70.4	26.098	***116.5***	1:54.439		76.54	6.794	16:40:18.989
2 -	34.014	91.3	48.532	75.3	25.606	115.1	1:48.152		80.99	0.507	16:42:07.141
3 -	35.041	87.7	48.438	77.8	25.691	114.5	1:49.170		80.24	1.525	16:43:56.311
4 -	34.273	89.5	48.167	76.8	25.524	114.7	1:47.964	**(3)**	81.13	0.319	16:45:44.275
5 -	34.321	90.3	48.377	78.3	***25.466***	114.5	1:48.164		80.98	0.519	16:47:32.439
6 -	33.946	90.8	48.176	76.6	25.905	113.7	1:48.027		81.08	0.382	16:49:20.466
7 -	34.199	91.3	48.194	76.2	25.733	114.3	1:48.126		81.01	0.481	16:51:08.592
8 -	***33.652***	***92.3***	48.665	74.1	26.247	113.3	1:48.564		80.68	0.919	16:52:57.156
9 -	33.876	91.8	47.993	77.2	25.783	115.1	1:47.652	**(2)**	81.37	0.007	16:54:44.808
10 -	34.177	84.7	49.090	***78.3***	26.018	113.7	1:49.285		80.15	1.640	16:56:34.093
11 -	34.019	92.1	***47.839***	77.4	25.787	114.1	***1:47.645***	**(1)**	***81.37***		***16:58:21.738***

P2 36 C Frazer GIBNEY — Lotus Elan S1

IDEAL LAP TIME : 1:48.381 BEST LAP TIME : 1:48.590 DIFFERENCE : 0.209

LAP	SECTOR 1		SECTOR 2		SECTOR 3		LAP TIME		MPH	DIFF	TIME OF DAY
1 -		82.6	48.953	70.0	26.507	***117.3***	1:55.790		75.65	7.200	16:40:20.340
2 -	34.554	89.8	48.739	***77.8***	25.863	116.5	1:49.156	**(3)**	80.25	0.566	16:42:09.496
3 -	34.718	82.7	49.324	76.0	25.880	116.5	1:49.922		79.69	1.332	16:43:59.418
4 -	***34.271***	87.3	48.827	72.8	26.285	116.7	1:49.383		80.08	0.793	16:45:48.801
5 -	34.308	81.1	50.400	***77.8***	25.910	107.0	1:50.618		79.19	2.028	16:47:39.419
6 -	34.480	89.3	***48.436***	72.9	***25.674***	112.7	***1:48.590***	**(1)**	***80.66***		***16:49:28.009***
7 -	34.867	89.2	48.629	73.3	25.996	114.5	1:49.492		80.00	0.902	16:51:17.501
8 -	34.487	91.4	48.697	76.4	25.915	116.1	1:49.099	**(2)**	80.29	0.509	16:53:06.600
9 -	34.797	85.3	49.096	73.6	26.161	114.9	1:50.054		79.59	1.464	16:54:56.654
10 -	34.599	89.9	50.002	73.2	27.486	108.4	1:52.087		78.15	3.497	16:56:48.741
11 -	34.856	***91.8***	49.176	69.7	26.840	115.3	1:50.872		79.00	2.282	16:58:39.613

P3 79 A Richard PLANT — Morgan +8

IDEAL LAP TIME : 1:48.923 BEST LAP TIME : 1:49.114 DIFFERENCE : 0.191

LAP	SECTOR 1		SECTOR 2		SECTOR 3		LAP TIME		MPH	DIFF	TIME OF DAY
1 -		87.3	49.572	70.7	26.087	113.9	1:54.067		76.79	4.953	16:40:18.617
2 -	34.201	86.9	49.642	***77.4***	25.816	113.5	1:49.659	**(3)**	79.88	0.545	16:42:08.276
3 -	34.625	84.5	***48.951***	77.1	25.969	113.7	1:49.545	**(2)**	79.96	0.431	16:43:57.821
4 -	34.796	85.2	49.573	74.2	25.969	113.5	1:50.338		79.39	1.224	16:45:48.159
5 -	34.687	***89.3***	51.836	75.7	26.277	113.7	1:52.800		77.65	3.686	16:47:40.959
6 -	34.512	88.7	49.752	71.3	26.166	113.1	1:50.430		79.32	1.316	16:49:31.389
7 -	34.987	80.8	49.964	71.1	26.525	112.7	1:51.476		78.58	2.362	16:51:22.865
8 -	34.620	87.6	50.078	72.9	26.559	111.6	1:51.257		78.73	2.143	16:53:14.122
9 -	34.619	88.1	49.267	76.2	26.670	112.4	1:50.556		79.23	1.442	16:55:04.678
10 -	34.966	87.6	50.265	74.1	25.954	113.1	1:51.185		78.78	2.071	16:56:55.863
11 -	***34.200***	85.9	49.142	75.0	***25.772***	***114.1***	***1:49.114***	**(1)**	***80.28***		***16:58:44.977***

P4 80 A John SHAW — Morgan +8

IDEAL LAP TIME : 1:49.053 BEST LAP TIME : 1:49.553 DIFFERENCE : 0.500

LAP	SECTOR 1		SECTOR 2		SECTOR 3		LAP TIME		MPH	DIFF	TIME OF DAY
1 -		90.4	49.785	74.1	26.032	***115.9***	1:55.081		76.11	5.528	16:40:19.631
2 -	34.859	89.7	50.175	74.7	26.038	114.5	1:51.072		78.86	1.519	16:42:10.703
3 -	35.174	90.9	49.411	78.3	26.068	113.7	1:50.653		79.16	1.100	16:44:01.356
4 -	35.367	88.7	49.393	74.6	26.298	113.3	1:51.058		78.87	1.505	16:45:52.414
5 -	34.816	90.1	50.617	70.9	26.911	113.5	1:52.344		77.97	2.791	16:47:44.758
6 -	35.012	90.1	49.666	73.5	26.190	113.9	1:50.868		79.01	1.315	16:49:35.626
7 -	34.639	90.3	49.434	74.1	26.121	112.5	1:50.194		79.49	0.641	16:51:25.820
8 -	34.651	***91.1***	49.361	78.1	***25.814***	114.7	1:49.826	**(2)**	79.76	0.273	16:53:15.646
9 -	***34.376***	90.0	49.102	76.9	26.075	115.1	***1:49.553***	**(1)**	***79.95***		***16:55:05.199***
10 -	34.935	88.1	50.478	74.5	25.994	113.5	1:51.407		78.62	1.854	16:56:56.606
11 -	35.304	90.5	***48.863***	***79.0***	25.888	114.7	1:50.055	**(3)**	79.59	0.502	16:58:46.661

Weather / Track : Sunny / Dry

Brands Hatch GP: 2.4332 miles
Date: 10/07/2022 Start: 16:38 Finish: 16:58

HSCC Historic Road Sports with Historic Touring Cars & Hawthorn Challenge

RACE 16 - SECTOR ANALYSIS

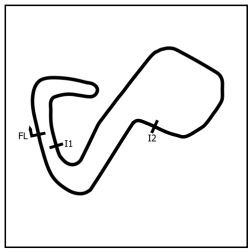

SECTOR 1 = FL to I1, SECTOR 2 = I1 to I2, SECTOR 3 = I2 to FL, DIFF = Difference To Personal Best Lap, P = Crossed Finish Line in Pit Lane, D = Time Disallowed

P5 66 C Jonathan STRINGER — Lotus Seven S2

IDEAL LAP TIME : 1:50.893 BEST LAP TIME : 1:50.893 DIFFERENCE : 0.000

LAP	SECTOR 1		SECTOR 2		SECTOR 3		LAP TIME		MPH	DIFF	TIME OF DAY
1 -		85.5	50.311	74.6	26.873	***104.3***	1:57.309		74.67	6.416	16:40:21.859
2 -	***34.635***	87.6	***49.585***	***79.6***	***26.673***	103.5	***1:50.893***	**(1)**	***78.99***		***16:42:12.752***
3 -	35.306	85.5	50.280	76.0	26.929	102.7	1:52.515		77.85	1.622	16:44:05.267
4 -	35.078	86.7	50.218	74.1	27.060	102.9	1:52.356		77.96	1.463	16:45:57.623
5 -	35.368	85.9	50.069	72.2	27.047	103.2	1:52.484		77.87	1.591	16:47:50.107
6 -	35.501	86.1	49.964	76.6	26.859	103.5	1:52.324		77.98	1.431	16:49:42.431
7 -	34.951	86.8	50.072	75.3	26.978	102.2	1:52.001		78.21	1.108	16:51:34.432
8 -	34.796	87.2	50.215	74.8	26.839	103.0	1:51.850	**(3)**	78.31	0.957	16:53:26.282
9 -	35.393	85.8	50.044	73.8	26.944	101.9	1:52.381		77.94	1.488	16:55:18.663
10 -	34.802	***87.8***	49.783	75.7	26.786	102.6	1:51.371	**(2)**	78.65	0.478	16:57:10.034
11 -	35.284	86.7	50.530	71.4	27.266	101.9	1:53.080		77.46	2.187	16:59:03.114

P6 717 C Chris MERRICK — Lotus Elan S3

IDEAL LAP TIME : 1:52.829 BEST LAP TIME : 1:53.242 DIFFERENCE : 0.413

LAP	SECTOR 1		SECTOR 2		SECTOR 3		LAP TIME		MPH	DIFF	TIME OF DAY
1 -		81.4	51.575	69.2	27.037	110.0	1:59.829		73.10	6.587	16:40:24.379
2 -	36.556	80.7	51.894	69.9	26.938	110.9	1:55.388		75.91	2.146	16:42:19.767
3 -	35.833	81.5	51.816	74.0	27.055	***111.1***	1:54.704		76.36	1.462	16:44:14.471
4 -	35.833	82.7	***50.504***	73.5	27.230	109.8	1:53.567	**(3)**	77.13	0.325	16:46:08.038
5 -	36.126	81.5	51.167	74.6	26.898	110.7	1:54.191		76.71	0.949	16:48:02.229
6 -	***35.529***	82.4	51.572	75.2	27.027	110.7	1:54.128		76.75	0.886	16:49:56.357
7 -	35.624	83.4	50.934	72.7	***26.796***	110.3	1:53.354	**(2)**	77.27	0.112	16:51:49.711
8 -	35.532	82.4	51.354	72.5	27.249	103.5	1:54.135		76.74	0.893	16:53:43.846
9 -	35.897	84.7	51.030	73.8	27.144	108.7	1:54.071		76.79	0.829	16:55:37.917
10 -	35.703	***87.4***	50.737	75.4	26.802	108.9	***1:53.242***	**(1)**	***77.35***		***16:57:31.159***
11 -	35.619	83.4	51.076	***76.8***	26.958	109.8	1:53.653		77.07	0.411	16:59:24.812

P7 8 HTCK3 Nick PADDY — Morris Mini Cooper S

IDEAL LAP TIME : 1:52.570 BEST LAP TIME : 1:52.654 DIFFERENCE : 0.084

LAP	SECTOR 1		SECTOR 2		SECTOR 3		LAP TIME		MPH	DIFF	TIME OF DAY
1 -		84.5	52.158	73.5	27.237	104.3	2:20.537		62.33	27.883	16:40:45.087
2 -	35.801	84.3	52.026	75.5	27.464	104.8	1:55.291		75.98	2.637	16:42:40.378
3 -	35.684	83.2	51.849	72.1	27.149	103.7	1:54.682		76.38	2.028	16:44:35.060
4 -	35.784	84.6	50.809	70.7	27.163	103.8	1:53.756		77.00	1.102	16:46:28.816
5 -	36.000	84.7	52.309	***76.8***	27.678	104.3	1:55.987		75.52	3.333	16:48:24.803
6 -	35.803	83.3	50.541	71.9	***26.952***	***105.8***	1:53.296	**(2)**	77.31	0.642	16:50:18.099
7 -	35.535	84.8	51.583	71.8	27.834	102.2	1:54.952		76.20	2.298	16:52:13.051
8 -	35.995	85.2	50.355	70.8	27.154	104.2	1:53.504		77.17	0.850	16:54:06.555
9 -	***35.297***	***85.3***	***50.321***	73.1	27.036	103.5	***1:52.654***	**(1)**	***77.75***		***16:55:59.209***
10 -	35.684	83.6	50.463	74.0	27.286	103.0	1:53.433	**(3)**	77.22	0.779	16:57:52.642
11 -	35.774	84.6	50.534	75.2	27.210	103.5	1:53.518		77.16	0.864	16:59:46.160

P8 18 HTCK2 Harry BARTON — BMW 1800Ti

IDEAL LAP TIME : 1:52.879 BEST LAP TIME : 1:53.512 DIFFERENCE : 0.633

LAP	SECTOR 1		SECTOR 2		SECTOR 3		LAP TIME		MPH	DIFF	TIME OF DAY
1 -		***83.5***	51.762	76.6	27.930	***103.0***	2:21.597		61.86	28.085	16:40:46.147
2 -	37.245	81.3	51.486	75.6	27.950	102.1	1:56.681		75.07	3.169	16:42:42.828
3 -	36.114	82.6	51.312	79.3	27.829	102.1	1:55.255		76.00	1.743	16:44:38.083
4 -	36.030	81.6	50.321	78.7	***27.161***	102.4	***1:53.512***	**(1)**	***77.17***		***16:46:31.595***
5 -	35.907	80.0	50.375	75.4	28.548	101.8	1:54.830		76.28	1.318	16:48:26.425
6 -	36.528	83.4	50.677	76.4	27.269	102.4	1:54.474		76.52	0.962	16:50:20.899
7 -	35.945	82.4	50.928	***79.8***	28.084	101.6	1:54.957		76.20	1.445	16:52:15.856
8 -	35.728	83.0	***50.196***	78.4	27.765	101.9	1:53.689	**(2)**	77.05	0.177	16:54:09.545
9 -	***35.522***	83.3	51.200	77.4	27.428	101.8	1:54.150		76.73	0.638	16:56:03.695
10 -	36.229	82.0	51.619	78.6	27.351	101.2	1:55.199		76.04	1.687	16:57:58.894
11 -	35.820	82.1	50.720	77.8	27.408	101.8	1:53.948	**(3)**	76.87	0.436	16:59:52.842

HSCC Historic Road Sports with Historic Touring Cars & Hawthorn Challenge

RACE 16 - SECTOR ANALYSIS

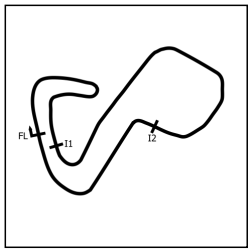

SECTOR 1 = FL to I1, SECTOR 2 = I1 to I2, SECTOR 3 = I2 to FL, DIFF = Difference To Personal Best Lap, P = Crossed Finish Line in Pit Lane, D = Time Disallowed

P9 521 B Martin PRATT Morgan +4

IDEAL LAP TIME : 1:55.014 BEST LAP TIME : 1:55.504 DIFFERENCE : 0.490

LAP	SECTOR 1		SECTOR 2		SECTOR 3		LAP TIME		MPH	DIFF	TIME OF DAY
1 -		82.1	52.457	66.3	27.674	104.6	2:02.095		71.74	6.591	16:40:26.645
2 -	***35.693***	84.6	54.262	64.6	28.119	104.8	1:58.074		74.18	2.570	16:42:24.719
3 -	36.679	81.9	52.604	67.3	28.017	104.3	1:57.300		74.67	1.796	16:44:22.019
4 -	36.447	85.0	52.515	68.7	28.052	103.7	1:57.014		74.86	1.510	16:46:19.033
5 -	36.205	85.0	52.370	63.8	28.209	103.5	1:56.784		75.00	1.280	16:48:15.817
6 -	36.431	85.2	52.241	70.9	28.064	104.0	1:56.736		75.03	1.232	16:50:12.553
7 -	36.862	83.9	52.306	72.4	28.166	102.2	1:57.334		74.65	1.830	16:52:09.887
8 -	36.043	85.0	52.605	73.1	27.810	102.7	1:56.458	**(2)**	75.21	0.954	16:54:06.345
9 -	36.582	***85.7***	***51.709***	***76.0***	28.181	105.0	1:56.472	**(3)**	75.20	0.968	16:56:02.817
10 -	37.499	82.2	52.734	74.3	27.636	103.8	1:57.869		74.31	2.365	16:58:00.686
11 -	35.951	***85.7***	51.941	72.5	***27.612***	***105.1***	***1:55.504***	**(1)**	***75.84***		***16:59:56.190***

P10 64 D Roger SPARROW Porsche 911

IDEAL LAP TIME : 1:53.584 BEST LAP TIME : 1:53.674 DIFFERENCE : 0.090

LAP	SECTOR 1		SECTOR 2		SECTOR 3		LAP TIME		MPH	DIFF	TIME OF DAY
1 -		64.4	53.353	71.5	27.620	107.2	2:07.384		68.76	13.710	16:40:31.934
2 -	36.760	82.5	53.283	72.3	27.485	107.3	1:57.528		74.53	3.854	16:42:29.462
3 -	37.162	82.9	52.924	73.5	27.494	107.3	1:57.580		74.50	3.906	16:44:27.042
4 -	37.435	82.4	53.864	72.1	27.849	106.1	1:59.148		73.52	5.474	16:46:26.190
5 -	36.787	83.8	***51.169***	74.5	27.404	106.6	1:55.360	**(3)**	75.93	1.686	16:48:21.550
6 -	35.935	82.3	51.443	73.1	27.429	108.2	1:54.807	**(2)**	76.30	1.133	16:50:16.357
7 -	36.117	***85.1***	52.347	73.9	27.967	107.0	1:56.431		75.23	2.757	16:52:12.788
8 -	36.656	83.6	51.910	71.0	27.407	108.0	1:55.973		75.53	2.299	16:54:08.761
9 -	35.867	84.9	52.565	71.7	27.184	108.5	1:55.616		75.76	1.942	16:56:04.377
10 -	36.343	84.2	54.822	66.0	27.661	108.4	1:58.826		73.71	5.152	16:58:03.203
11 -	***35.466***	***85.1***	51.259	***76.2***	***26.949***	***108.9***	***1:53.674***	**(1)**	***77.06***		***16:59:56.877***

P11 4 D Rob CULL MGB

IDEAL LAP TIME : 1:55.436 BEST LAP TIME : 1:55.436 DIFFERENCE : 0.000

LAP	SECTOR 1		SECTOR 2		SECTOR 3		LAP TIME		MPH	DIFF	TIME OF DAY
1 -		78.2				98.6	2:06.604		69.19	11.168	16:40:31.154
2 -	36.736	***80.4***	52.548	73.4	28.162	99.1	1:57.446		74.58	2.010	16:42:28.600
3 -	37.039	80.2	52.720	69.7	28.456	100.0	1:58.215		74.10	2.779	16:44:26.815
4 -	36.611	79.5	53.150	77.2	27.981	97.9	1:57.742		74.39	2.306	16:46:24.557
5 -	36.199	79.9	52.006	76.1	27.862	98.5	1:56.067		75.47	0.631	16:48:20.624
6 -	37.017	76.5	52.303	76.0	27.902	99.5	1:57.222		74.72	1.786	16:50:17.846
7 -	36.978	79.5	52.951	67.1	29.077	98.9	1:59.006		73.60	3.570	16:52:16.852
8 -	36.041	***80.4***	52.005	***79.8***	27.930	98.5	1:55.976	**(3)**	75.53	0.540	16:54:12.828
9 -	36.649	77.3	52.506	77.9	27.923	98.3	1:57.078		74.82	1.642	16:56:09.906
10 -	***35.886***	80.2	***51.810***	79.6	***27.740***	***100.1***	***1:55.436***	**(1)**	***75.88***		***16:58:05.342***
11 -	36.077	79.9	52.125	79.6	27.745	99.2	1:55.947	**(2)**	75.55	0.511	17:00:01.289

P12 53 C Adrian GILBERT Lotus Elan S3

IDEAL LAP TIME : 1:55.673 BEST LAP TIME : 1:55.889 DIFFERENCE : 0.216

LAP	SECTOR 1		SECTOR 2		SECTOR 3		LAP TIME		MPH	DIFF	TIME OF DAY
1 -		68.3	57.229	71.2	28.014	108.4	2:12.675		66.02	16.786	16:40:37.225
2 -	38.113	83.0	53.893	70.1	27.922	108.5	1:59.928		73.04	4.039	16:42:37.153
3 -	37.041	83.2	55.929	67.6	28.462	105.6	2:01.432		72.13	5.543	16:44:38.585
4 -	37.228	83.5	53.491	69.7	27.793	109.2	1:58.512		73.91	2.623	16:46:37.097
5 -	36.965	83.8	53.558	71.1	27.565	108.9	1:58.088		74.18	2.199	16:48:35.185
6 -	36.710	83.3	53.794	70.3	27.271	109.6	1:57.775		74.37	1.886	16:50:32.960
7 -	***36.062***	85.1	52.514	73.5	27.313	109.6	***1:55.889***	**(1)**	***75.58***		***16:52:28.849***
8 -	36.668	86.4	53.690	74.8	***27.173***	***110.1***	1:57.531	**(3)**	74.53	1.642	16:54:26.380
9 -	37.126	82.7	53.561	72.8	27.730	108.7	1:58.417		73.97	2.528	16:56:24.797
10 -	36.480	***86.9***	***52.438***	***75.5***	28.482	104.2	1:57.400	**(2)**	74.61	1.511	16:58:22.197

HSCC Historic Road Sports with Historic Touring Cars & Hawthorn Challenge

RACE 16 - SECTOR ANALYSIS

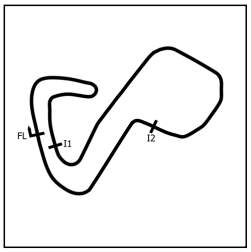

SECTOR 1 = FL to I1, SECTOR 2 = I1 to I2, SECTOR 3 = I2 to FL, DIFF = Difference To Personal Best Lap, P = Crossed Finish Line in Pit Lane, D = Time Disallowed

P13 6 B Johan DENEKAMP — TVR Tuscan

IDEAL LAP TIME : 1:57.649 BEST LAP TIME : 1:58.339 DIFFERENCE : 0.690

LAP	SECTOR 1		SECTOR 2		SECTOR 3		LAP TIME		MPH	DIFF	TIME OF DAY
1 -		81.8	53.626	71.0	28.209	104.2	2:04.794		70.19	6.455	16:40:29.344
2 -	37.791	83.5	***52.736***	71.7	***27.812***	104.6	***1:58.339***	**(1)**	***74.02***		***16:42:27.683***
3 -	***37.101***	***84.2***	53.338	68.8	28.195	***105.8***	1:58.634	**(3)**	73.83	0.295	16:44:26.317
4 -	37.773	82.2	53.623	71.6	28.352	104.8	1:59.748		73.15	1.409	16:46:26.065
5 -	37.857	83.7	53.163	73.0	29.142	105.6	2:00.162		72.90	1.823	16:48:26.227
6 -	37.314	81.5	52.936	73.6	28.148	105.6	1:58.398	**(2)**	73.98	0.059	16:50:24.625
7 -	37.986	80.0	53.905	67.5	28.511	105.1	2:00.402		72.75	2.063	16:52:25.027
8 -	38.124	82.5	53.851	70.3	28.392	105.3	2:00.367		72.77	2.028	16:54:25.394
9 -	37.693	82.1	53.348	***73.7***	28.207	105.1	1:59.248		73.45	0.909	16:56:24.642
10 -	37.801	81.0	53.859	65.5	28.549	101.3	2:00.209		72.87	1.870	16:58:24.851

P14 60 D Chris THOMPSON — MGB

IDEAL LAP TIME : 1:56.035 BEST LAP TIME : 1:56.224 DIFFERENCE : 0.189

LAP	SECTOR 1		SECTOR 2		SECTOR 3		LAP TIME		MPH	DIFF	TIME OF DAY
1 -		63.7	58.054	64.9	28.968	101.8	2:13.980		65.38	17.756	16:40:38.530
2 -	38.415	80.6	56.079	66.5	28.911	102.2	2:03.405		70.98	7.181	16:42:41.935
3 -	38.531	80.7	53.215	74.3	28.148	102.4	1:59.894		73.06	3.670	16:44:41.829
4 -	36.934	82.1	53.599	72.5	27.866	102.7	1:58.399		73.98	2.175	16:46:40.228
5 -	36.489	82.6	53.746	62.0	28.101	102.1	1:58.336	**(3)**	74.02	2.112	16:48:38.564
6 -	36.579	82.0	55.077	69.3	28.043	102.6	1:59.699		73.18	3.475	16:50:38.263
7 -	36.750	79.3	54.552	69.6	28.819	99.8	2:00.121		72.92	3.897	16:52:38.384
8 -	37.433	81.9	54.670	74.8	***27.641***	***103.4***	1:59.744		73.15	3.520	16:54:38.128
9 -	37.091	***82.9***	52.899	68.4	27.892	102.4	1:57.882	**(2)**	74.31	1.658	16:56:36.010
10 -	***36.217***	***82.9***	***52.177***	***79.2***	27.830	102.4	***1:56.224***	**(1)**	***75.37***		***16:58:32.234***

P15 71 E Brian ARCULUS — Lotus Elite

IDEAL LAP TIME : 1:58.487 BEST LAP TIME : 1:59.231 DIFFERENCE : 0.744

LAP	SECTOR 1		SECTOR 2		SECTOR 3		LAP TIME		MPH	DIFF	TIME OF DAY
1 -		72.5	55.960	68.8	29.011	98.1	2:10.779		66.98	11.548	16:40:35.329
2 -	37.027	***79.3***	53.933	66.3	29.028	97.2	1:59.988		73.00	0.757	16:42:35.317
3 -	38.246	77.2	55.348	64.9	29.015	97.8	2:02.609		71.44	3.378	16:44:37.926
4 -	37.843	75.8	57.255	67.9	28.460	98.9	2:03.558		70.89	4.327	16:46:41.484
5 -	37.216	78.9	53.870	67.7	28.539	98.6	1:59.625	**(3)**	73.22	0.394	16:48:41.109
6 -	37.315	78.0	53.771	***70.1***	***28.388***	***99.1***	1:59.474	**(2)**	73.32	0.243	16:50:40.583
7 -	***36.696***	78.9	***53.403***	69.1	29.132	98.2	***1:59.231***	**(1)**	***73.46***		***16:52:39.814***
8 -	37.088	78.9	55.103	66.5	29.228	97.8	2:01.419		72.14	2.188	16:54:41.233
9 -	37.149	78.0	54.104	66.1	28.424	98.8	1:59.677		73.19	0.446	16:56:40.910
10 -	37.056	73.7	54.550	68.2	29.245	97.6	2:00.851		72.48	1.620	16:58:41.761

P16 55 HAWB Alistair DYSON — Jaguar Mk2

IDEAL LAP TIME : 1:59.989 BEST LAP TIME : 2:00.061 DIFFERENCE : 0.072

LAP	SECTOR 1		SECTOR 2		SECTOR 3		LAP TIME		MPH	DIFF	TIME OF DAY
1 -		77.0	54.972	***70.2***	28.767	104.0	2:29.481		58.60	29.420	16:40:54.031
2 -	38.152		54.333	61.4	28.549	104.2	2:01.034		72.37	0.973	16:42:55.065
3 -	37.971	76.3	54.952	61.9	28.249	105.1	2:01.172		72.29	1.111	16:44:56.237
4 -	38.632	79.1	55.102	68.8	29.179	***111.1***	2:02.913		71.26	2.852	16:46:59.150
5 -	38.278	78.9	***54.301***	63.6	28.217	104.6	2:00.796	**(3)**	72.51	0.735	16:48:59.946
6 -	37.770	78.1	54.333	66.7	28.008	105.6	2:00.111	**(2)**	72.93	0.050	16:51:00.057
7 -	***37.709***	***79.7***	54.651	65.9	28.487	102.9	2:00.847		72.48	0.786	16:53:00.904
8 -	38.219	77.9	54.642	67.7	28.043	105.5	2:00.904		72.45	0.843	16:55:01.808
9 -	37.729	***79.7***	54.353	69.6	***27.979***	105.3	***2:00.061***	**(1)**	***72.96***		***16:57:01.869***
10 -	37.900	76.3	54.563	64.0	30.438	103.7	2:02.901		71.27	2.840	16:59:04.770

Weather / Track : Sunny / Dry

Brands Hatch GP: 2.4332 miles
Date: 10/07/2022 Start: 16:38 Finish: 16:58

HSCC Historic Road Sports with Historic Touring Cars & Hawthorn Challenge

RACE 16 - SECTOR ANALYSIS

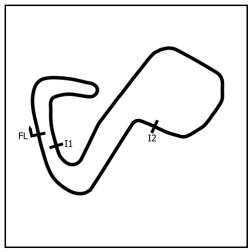

SECTOR 1 = FL to I1, SECTOR 2 = I1 to I2, SECTOR 3 = I2 to FL, DIFF = Difference To Personal Best Lap, P = Crossed Finish Line in Pit Lane, D = Time Disallowed

P17 88 D Paul BROWN MGB GT

IDEAL LAP TIME : 2:00.016 BEST LAP TIME : 2:00.351 DIFFERENCE : 0.335

LAP	SECTOR 1		SECTOR 2		SECTOR 3		LAP TIME		MPH	DIFF	TIME OF DAY
1 -		68.8	57.493	66.7	30.165	94.2	2:16.601		64.12	16.250	16:40:41.151
2 -	38.311	77.8	56.526	67.5	29.930	94.2	2:04.767		70.20	4.416	16:42:45.918
3 -	37.933	76.9	55.685	71.5	29.361	95.4	2:02.979		71.23	2.628	16:44:48.897
4 -	37.681	77.8	54.816	67.6	29.282	94.9	2:01.779	(3)	71.93	1.428	16:46:50.676
5 -	36.951	***78.9***	54.488	69.5	***28.912***	***97.5***	***2:00.351***	**(1)**	***72.78***		***16:48:51.027***
6 -	***36.899***	78.0	56.100	73.9	30.036	94.5	2:03.035		71.19	2.684	16:50:54.062
7 -	37.833	77.4	54.291	***76.1***	29.349	93.4	2:01.473	(2)	72.11	1.122	16:52:55.535
8 -	37.854	78.6	54.794	71.6	29.610	93.0	2:02.258		71.65	1.907	16:54:57.793
9 -	38.024	77.9	55.985	74.4	29.614	94.3	2:03.623		70.85	3.272	16:57:01.416
10 -	39.218	75.1	***54.205***	66.0	30.126	94.6	2:03.549		70.90	3.198	16:59:04.965

P18 91 F Richard OWEN Triumph TR2

IDEAL LAP TIME : 1:59.316 BEST LAP TIME : 1:59.784 DIFFERENCE : 0.468

LAP	SECTOR 1		SECTOR 2		SECTOR 3		LAP TIME		MPH	DIFF	TIME OF DAY
1 -		73.3	57.174	65.1	29.524	99.7	2:15.366		64.71	15.582	16:40:39.916
2 -	38.508	76.6	56.391	67.1	29.809	101.0	2:04.708		70.24	4.924	16:42:44.624
3 -	37.637	76.0	56.022	65.0	29.296	99.8	2:02.955		71.24	3.171	16:44:47.579
4 -	37.759	76.0	55.362	67.7	28.820	101.2	2:01.941		71.83	2.157	16:46:49.520
5 -	37.353	75.4	54.680	67.8	28.450	101.9	2:00.483	(2)	72.70	0.699	16:48:50.003
6 -	36.872	77.4	***54.553***	69.6	28.359	101.9	***1:59.784***	**(1)**	***73.13***		***16:50:49.787***
7 -	36.930	74.3	1:04.187	46.2	30.981	98.1	2:12.098		66.31	12.314	16:53:01.885
8 -	37.827	75.0	55.776	68.2	***28.268***	102.2	2:01.871		71.87	2.087	16:55:03.756
9 -	38.245	***80.8***	55.035	***72.7***	28.367	***102.7***	2:01.647	(3)	72.01	1.863	16:57:05.403
10 -	***36.495***	78.4	55.329	69.6	29.859	99.5	2:01.683		71.98	1.899	16:59:07.086

P19 25 HAWB Nigel WEBB Jaguar Compact Saloon Mk1

IDEAL LAP TIME : 2:00.077 BEST LAP TIME : 2:00.127 DIFFERENCE : 0.050

LAP	SECTOR 1		SECTOR 2		SECTOR 3		LAP TIME		MPH	DIFF	TIME OF DAY
1 -		77.9	54.419	68.4	28.728	106.8	2:29.937		58.42	29.810	16:40:54.487
2 -	38.972	79.6	54.672	67.2	28.564	***108.4***	2:02.208		71.67	2.081	16:42:56.695
3 -	38.663	***81.2***	54.916	65.0	28.277	106.3	2:01.856		71.88	1.729	16:44:58.551
4 -	38.695	79.7	54.437	68.8	28.395	106.1	2:01.527	(3)	72.08	1.400	16:47:00.078
5 -	39.235	79.7	54.327	69.0	28.132	***108.4***	2:01.694		71.98	1.567	16:49:01.772
6 -	***37.757***	80.6	54.214	65.0	28.156	107.3	***2:00.127***	**(1)**	***72.92***		***16:51:01.899***
7 -	38.242	80.4	54.513	62.8	28.395	106.6	2:01.150	(2)	72.30	1.023	16:53:03.049
8 -	38.997	80.8	***54.193***	68.6	28.774	106.0	2:01.964		71.82	1.837	16:55:05.013
9 -	38.526	79.1	55.108	***69.1***	28.234	106.5	2:01.868		71.87	1.741	16:57:06.881
10 -	38.703	76.0	55.173	66.5	***28.127***	105.8	2:02.003		71.80	1.876	16:59:08.884

P20 42 HAWD Geoff OTTLEY Jaguar XK120

IDEAL LAP TIME : 1:59.895 BEST LAP TIME : 2:01.821 DIFFERENCE : 1.926

LAP	SECTOR 1		SECTOR 2		SECTOR 3		LAP TIME		MPH	DIFF	TIME OF DAY
1 -		***81.4***	***53.381***	71.3	28.646	***104.0***	2:26.946		59.61	25.125	16:40:51.496
2 -	***37.883***	77.2	55.126	68.5	28.812	103.5	***2:01.821***	**(1)**	***71.90***		***16:42:53.317***
3 -	38.733	77.1	55.278	66.2	***28.631***	103.7	2:02.642	(2)	71.42	0.821	16:44:55.959
4 -	38.242	79.6	54.899	69.1	30.067	100.3	2:03.208	(3)	71.09	1.387	16:46:59.167
5 -	40.256	73.2	56.984	67.5	30.951	96.5	2:08.191		68.33	6.370	16:49:07.358
6 -	39.593	74.3	57.743	68.0	29.882	97.1	2:07.218		68.85	5.397	16:51:14.576
7 -	40.341	79.3	58.215	69.1	29.733	97.2	2:08.289		68.28	6.468	16:53:22.865
8 -	40.428	76.3	57.723	68.3	30.723	90.4	2:08.874		67.97	7.053	16:55:31.739
9 -	40.085	77.2	57.467	70.8	30.074	96.6	2:07.626		68.63	5.805	16:57:39.365
10 -	39.155	79.1	56.884	***71.6***	29.155	96.2	2:05.194		69.97	3.373	16:59:44.559

HSCC Historic Road Sports with Historic Touring Cars & Hawthorn Challenge

RACE 16 - SECTOR ANALYSIS

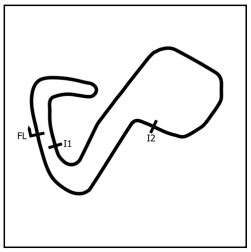

SECTOR 1 = FL to I1, SECTOR 2 = I1 to I2, SECTOR 3 = I2 to FL, DIFF = Difference To Personal Best Lap, P = Crossed Finish Line in Pit Lane, D = Time Disallowed

P21 17 D Julian BALME — Triumph TR4

IDEAL LAP TIME : 2:07.644 BEST LAP TIME : 2:07.876 DIFFERENCE : 0.232

LAP	SECTOR 1		SECTOR 2		SECTOR 3		LAP TIME		MPH	DIFF	TIME OF DAY
1 -		69.4	58.189	61.0	30.426	92.6	2:20.872		62.18	12.996	16:40:45.422
2 -	39.957	***75.3***	1:00.629	63.6	30.846	92.5	2:11.432		66.64	3.556	16:42:56.854
3 -	40.243	70.0	59.007	64.6	30.392	***93.7***	2:09.642		67.56	1.766	16:45:06.496
4 -	***39.442***	72.3	58.779	57.1	30.769	92.1	2:08.990	**(3)**	67.91	1.114	16:47:15.486
5 -	40.168	70.9	59.310	61.3	30.555	92.5	2:10.033		67.36	2.157	16:49:25.519
6 -	40.196	72.2	58.802	64.0	30.736	92.4	2:09.734		67.52	1.858	16:51:35.253
7 -	39.834	71.4	58.137	66.7	30.401	90.9	2:08.372	**(2)**	68.23	0.496	16:53:43.625
8 -	40.227	72.3	1:01.041	66.8	30.406	90.1	2:11.674		66.52	3.798	16:55:55.299
9 -	40.347	69.7	59.364	66.3	30.652	91.0	2:10.363		67.19	2.487	16:58:05.662
10 -	39.674	70.0	***57.885***	***67.3***	***30.317***	89.9	***2:07.876***	**(1)**	***68.50***		***17:00:13.538***

P22 70 B Alan HOUSE — Morgan +4

IDEAL LAP TIME : 2:12.112 BEST LAP TIME : 2:14.597 DIFFERENCE : 2.485

LAP	SECTOR 1		SECTOR 2		SECTOR 3		LAP TIME		MPH	DIFF	TIME OF DAY
1 -		59.9	1:03.699	58.5	32.571	94.3	2:31.481		57.82	16.884	16:40:56.031
2 -	***41.657***	66.7	1:02.808	59.4	32.496	81.9	2:16.961		63.95	2.364	16:43:12.992
3 -	44.433	66.7	1:02.290	57.6	33.390	82.3	2:20.113		62.51	5.516	16:45:33.105
4 -	42.728	69.9	1:03.721	62.4	31.591	84.4	2:18.040		63.45	3.443	16:47:51.145
5 -	41.766	71.4	1:01.987	59.8	31.568	80.9	2:15.321		64.73	0.724	16:50:06.466
6 -	43.091	62.5	1:02.501	62.4	30.940	98.9	2:16.532		64.15	1.935	16:52:22.998
7 -	43.725	73.1	1:00.552	***63.9***	***30.668***	96.9	2:14.945	**(2)**	64.91	0.348	16:54:37.943
8 -	44.024	***73.6***	***59.787***	57.4	30.786	***99.7***	***2:14.597***	**(1)**	***65.08***		***16:56:52.540***
9 -	42.104	72.8	1:01.793	60.1	31.385	93.5	2:15.282	**(3)**	64.75	0.685	16:59:07.822

P23 21 E Peter CHAPPELL — Austin Healey Sprite Mk1

IDEAL LAP TIME : 2:13.498 BEST LAP TIME : 2:14.775 DIFFERENCE : 1.277

LAP	SECTOR 1		SECTOR 2		SECTOR 3		LAP TIME		MPH	DIFF	TIME OF DAY
1 -		68.4	1:02.388	61.6	34.171	88.1	2:27.792		59.27	13.017	16:40:52.342
2 -	43.732	67.6	1:03.716	59.9	32.798	86.3	2:20.246		62.46	5.471	16:43:12.588
3 -	42.898	71.5	1:03.483	59.9	33.546	88.1	2:19.927		62.60	5.152	16:45:32.515
4 -	42.346	72.3	1:02.161	59.9	33.292	84.9	2:17.799		63.56	3.024	16:47:50.314
5 -	41.674	71.1	1:01.855	64.1	32.029	88.8	2:15.558	**(3)**	64.62	0.783	16:50:05.872
6 -	***41.297***	72.4	***1:00.324***	63.3	34.010	***89.4***	2:15.631		64.58	0.856	16:52:21.503
7 -	41.399	69.6	1:01.304	64.6	32.072	86.3	***2:14.775***	**(1)**	***64.99***		***16:54:36.278***
8 -	41.982	70.7	1:01.031	***65.0***	***31.877***	88.4	2:14.890	**(2)**	64.94	0.115	16:56:51.168
9 -	41.815	***74.3***	1:00.934	62.6	34.037	85.0	2:16.786		64.04	2.011	16:59:07.954

P24 28 G Nick SMITH — Rochdale Olympic

IDEAL LAP TIME : 1:56.975 BEST LAP TIME : 1:58.317 DIFFERENCE : 1.342

LAP	SECTOR 1		SECTOR 2		SECTOR 3		LAP TIME		MPH	DIFF	TIME OF DAY
1 -		60.9	57.430	75.1	28.011	105.8	2:12.082		66.32	13.765	16:40:36.632
2 -	39.155	80.7	56.302	73.3	28.042	105.0	2:03.499		70.93	5.182	16:42:40.131
3 -	36.736	***85.4***	55.349	74.9	28.009	103.8	2:00.094		72.94	1.777	16:44:40.225
4 -	36.860	82.7	54.674	74.8	***27.469***	105.1	1:59.003	**(3)**	73.61	0.686	16:46:39.228
5 -	36.340	84.4	54.455	66.9	27.726	106.0	1:58.521	**(2)**	73.90	0.204	16:48:37.749
6 -	36.471	81.9	55.521	69.4	27.793	105.6	1:59.785		73.12	1.468	16:50:37.534
7 -	36.900	83.8	55.094	73.7	28.704	103.5	2:00.698		72.57	2.381	16:52:38.232
8 -	37.900	75.0	55.223	76.7	29.055	105.5	2:02.178		71.69	3.861	16:54:40.410
9 -	40.205	82.2	***53.403***	***77.0***	27.678	***106.8***	2:01.286		72.22	2.969	16:56:41.696
10 -	***36.103***	82.2	54.288	72.5	27.926	101.8	***1:58.317***	**(1)**	***74.03***		***16:58:40.013***

HSCC Historic Road Sports with Historic Touring Cars & Hawthorn Challenge

RACE 16 - SECTOR ANALYSIS

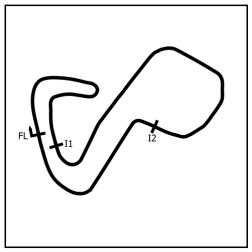

SECTOR 1 = FL to I1, SECTOR 2 = I1 to I2, SECTOR 3 = I2 to FL, DIFF = Difference To Personal Best Lap, P = Crossed Finish Line in Pit Lane, D = Time Disallowed

P25 7 A Keith WHYMAN Ford Mustang

IDEAL LAP TIME : 1:55.177 BEST LAP TIME : 1:56.454 DIFFERENCE : 1.277

LAP	SECTOR 1		SECTOR 2		SECTOR 3		LAP TIME		MPH	DIFF	TIME OF DAY
1 -		77.3	***51.869***	65.4	***27.050***		2:02.229		71.66	5.775	16:40:26.779
2 -	36.524	88.0	52.398	64.5	27.602		1:56.524	**(2)**	75.17	0.070	16:42:23.303
3 -	36.706	87.0	53.183	63.9	27.696		1:57.585		74.49	1.131	16:44:20.888
4 -	***36.258***	***89.5***	52.703	66.3	27.873		1:56.834	**(3)**	74.97	0.380	16:46:17.722
5 -	36.285	86.3	53.025	66.3	27.624		1:56.934		74.91	0.480	16:48:14.656
6 -	36.478	87.4	52.321	***69.5***	27.655		***1:56.454***	**(1)**	***75.22***		***16:50:11.110***

P26 77 HTCA Roy DAVIS Triumph Mk1 PI

IDEAL LAP TIME : 1:57.739 BEST LAP TIME : 1:58.032 DIFFERENCE : 0.293

LAP	SECTOR 1		SECTOR 2		SECTOR 3		LAP TIME		MPH	DIFF	TIME OF DAY
1 -		83.4	***53.705***	72.9	28.353	105.0	2:24.883		60.46	26.851	16:40:49.433
2 -	36.641	83.4	53.830	73.1	***27.561***	***106.6***	***1:58.032***	**(1)**	***74.21***		***16:42:47.465***
3 -	36.995	***85.5***	54.451	72.3	28.047	106.3	1:59.493	**(3)**	73.30	1.461	16:44:46.958
4 -	***36.473***	83.7	54.065	73.2	27.913	106.1	1:58.451	**(2)**	73.95	0.419	16:46:45.409

P27 43 B Alex HURST Triumph TR4

IDEAL LAP TIME : BEST LAP TIME : 2:11.093 DIFFERENCE :

LAP	SECTOR 1		SECTOR 2		SECTOR 3		LAP TIME		MPH	DIFF	TIME OF DAY
1 -		***63.6***	***56.097***	***66.7***	***28.701***	***99.7***	***2:11.093***	**(1)**	***66.82***		***16:40:35.643***

HSCC Historic Road Sports with Historic Touring Cars & Hawthorn Challenge

RACE 16 - BEST SECTORS

	SECTOR 1			SECTOR 2			SECTOR 3			IDEAL / BEST COMPARISON					
POS	NO	NAME	TIME	NO	NAME	TIME	NO	NAME	TIME	POS	NO	NAME	IDEAL	BEST	DIFF
												PERFECT LAP	1:46.957		
1	1	DAVISON	33.652	1	DAVISON	47.839	1	DAVISON	25.466	1	1	DAVISON	1:46.957	1:47.645	0.688
2	79	PLANT	34.200	36	GIBNEY	48.436	36	GIBNEY	25.674	2	36	GIBNEY	1:48.381	1:48.590	0.209
3	36	GIBNEY	34.271	80	SHAW	48.863	79	PLANT	25.772	3	79	PLANT	1:48.923	1:49.114	0.191
4	80	SHAW	34.376	79	PLANT	48.951	80	SHAW	25.814	4	80	SHAW	1:49.053	1:49.553	0.500
5	66	STRINGER	34.635	66	STRINGER	49.585	66	STRINGER	26.673	5	66	STRINGER	1:50.893	1:50.893	0.000
6	8	PADDY	35.297	18	BARTON	50.196	717	MERRICK	26.796	6	8	PADDY	1:52.570	1:52.654	0.084
7	64	SPARROW	35.466	8	PADDY	50.321	64	SPARROW	26.949	7	717	MERRICK	1:52.829	1:53.242	0.413
8	18	BARTON	35.522	717	MERRICK	50.504	8	PADDY	26.952	8	18	BARTON	1:52.879	1:53.512	0.633
9	717	MERRICK	35.529	64	SPARROW	51.169	7	WHYMAN	27.050	9	64	SPARROW	1:53.584	1:53.674	0.090
10	521	PRATT	35.693	521	PRATT	51.709	18	BARTON	27.161	10	521	PRATT	1:55.014	1:55.504	0.490
11	4	CULL	35.886	4	CULL	51.810	53	GILBERT	27.173	11	7	WHYMAN	1:55.177	1:56.454	1.277
12	53	GILBERT	36.062	7	WHYMAN	51.869	28	SMITH	27.469	12	4	CULL	1:55.436	1:55.436	0.000
13	28	SMITH	36.103	60	THOMPSON	52.177	77	DAVIS	27.561	13	53	GILBERT	1:55.673	1:55.889	0.216
14	60	THOMPSON	36.217	53	GILBERT	52.438	521	PRATT	27.612	14	60	THOMPSON	1:56.035	1:56.224	0.189
15	7	WHYMAN	36.258	6	DENEKAMP	52.736	60	THOMPSON	27.641	15	28	SMITH	1:56.975	1:58.317	1.342
16	77	DAVIS	36.473	42	OTTLEY	53.381	4	CULL	27.740	16	6	DENEKAMP	1:57.649	1:58.339	0.690
17	91	OWEN	36.495	71	ARCULUS	53.403	6	DENEKAMP	27.812	17	77	DAVIS	1:57.739	1:58.032	0.293
18	71	ARCULUS	36.696	28	SMITH	53.403	55	DYSON	27.979	18	71	ARCULUS	1:58.487	1:59.231	0.744
19	88	BROWN	36.899	77	DAVIS	53.705	25	WEBB	28.127	19	91	OWEN	1:59.316	1:59.784	0.468
20	6	DENEKAMP	37.101	25	WEBB	54.193	91	OWEN	28.268	20	42	OTTLEY	1:59.895	2:01.821	1.926
21	55	DYSON	37.709	88	BROWN	54.205	71	ARCULUS	28.388	21	55	DYSON	1:59.989	2:00.061	0.072
22	25	WEBB	37.757	55	DYSON	54.301	42	OTTLEY	28.631	22	88	BROWN	2:00.016	2:00.351	0.335
23	42	OTTLEY	37.883	91	OWEN	54.553	43	HURST	28.701	23	25	WEBB	2:00.077	2:00.127	0.050
24	17	BALME	39.442	43	HURST	56.097	88	BROWN	28.912	24	17	BALME	2:07.644	2:07.876	0.232
25	21	CHAPPELL	41.297	17	BALME	57.885	17	BALME	30.317	25	70	HOUSE	2:12.112	2:14.597	2.485
26	70	HOUSE	41.657	70	HOUSE	59.787	70	HOUSE	30.668	26	21	CHAPPELL	2:13.498	2:14.775	1.277
27				21	CHAPPELL	1:00.324	21	CHAPPELL	31.877	27	43	HURST		2:11.093	
28															

Weather / Track : Sunny / Dry

Brands Hatch GP: 2.4332 miles
Date: 10/07/2022 Start: 16:38 Finish: 16:58

Results can be found at www.tsl-timing.com

Printed - 17:07 Sunday, 10 July 2022

HSCC Historic Road Sports with Historic Touring Cars & Hawthorn Challenge

RACE 16 - BEST SPEEDS

	INTERMEDIATE 1			INTERMEDIATE 2			FINISH LINE		
POS	NO	NAME	MPH	NO	NAME	MPH	NO	NAME	MPH
1	1	DAVISON	92.3	18	BARTON	79.8	36	GIBNEY	117.3
2	36	GIBNEY	91.8	4	CULL	79.8	1	DAVISON	116.5
3	80	SHAW	91.1	66	STRINGER	79.6	80	SHAW	115.9
4	7	WHYMAN	89.5	60	THOMPSON	79.2	79	PLANT	114.1
5	79	PLANT	89.3	80	SHAW	79.0	717	MERRICK	111.1
6	66	STRINGER	87.8	1	DAVISON	78.3	55	DYSON	111.1
7	717	MERRICK	87.4	36	GIBNEY	77.8	53	GILBERT	110.1
8	53	GILBERT	86.9	79	PLANT	77.4	64	SPARROW	108.9
9	521	PRATT	85.7	28	SMITH	77.0	25	WEBB	108.4
10	77	DAVIS	85.5	717	MERRICK	76.8	28	SMITH	106.8
11	28	SMITH	85.4	8	PADDY	76.8	77	DAVIS	106.6
12	8	PADDY	85.3	64	SPARROW	76.2	8	PADDY	105.8
13	64	SPARROW	85.1	88	BROWN	76.1	6	DENEKAMP	105.8
14	6	DENEKAMP	84.2	521	PRATT	76.0	521	PRATT	105.1
15	18	BARTON	83.5	53	GILBERT	75.5	66	STRINGER	104.3
16	60	THOMPSON	82.9	6	DENEKAMP	73.7	42	OTTLEY	104.0
17	42	OTTLEY	81.4	77	DAVIS	73.3	60	THOMPSON	103.4
18	25	WEBB	81.2	91	OWEN	72.7	18	BARTON	103.0
19	91	OWEN	80.8	42	OTTLEY	71.6	91	OWEN	102.7
20	4	CULL	80.4	55	DYSON	70.2	4	CULL	100.1
21	55	DYSON	79.7	71	ARCULUS	70.1	70	HOUSE	99.7
22	71	ARCULUS	79.3	7	WHYMAN	69.5	43	HURST	99.7
23	88	BROWN	78.9	25	WEBB	69.1	71	ARCULUS	99.1
24	17	BALME	75.3	17	BALME	67.3	88	BROWN	97.5
25	21	CHAPPELL	74.3	43	HURST	66.7	17	BALME	93.7
26	70	HOUSE	73.6	21	CHAPPELL	65.0	21	CHAPPELL	89.4
27	43	HURST	63.6	70	HOUSE	63.9			
28	98	KIVLOCHAN	53.3						

Weather / Track : Sunny / Dry

Brands Hatch GP: 2.4332 miles
Date: 10/07/2022 Start: 16:38 Finish: 16:58

Results can be found at www.tsl-timing.com

Printed - 17:07 Sunday, 10 July 2022

HSCC Historic Road Sports with Historic Touring Cars & Hawthorn Challenge

RACE 16 - STATISTICS

Competitors Started	28
Planned Start	2022-07-10 @ 16:34:00.000
Actual Start	2022-07-10 @ 16:38:24.549
Finish Time	2022-07-10 @ 16:58:21.000
Track Length	2.4332mi.
Total Laps	260
Total Distance Covered	632.6552mi.

Session Fastest Lap History

NO	CL	NAME	LAP TIME	TIME OF DAY	LAP	VEHICLE
79	A	**Richard PLANT**	**1:54.067**	16:40:18.633	1	Morgan +8
1	C	**John DAVISON**	**1:48.152**	16:42:07.191	2	Lotus Elan S1
1	C	**John DAVISON**	**1:47.964**	16:45:44.325	4	Lotus Elan S1
1	C	**John DAVISON**	**1:47.652**	16:54:44.858	9	Lotus Elan S1
1	C	**John DAVISON**	**1:47.645**	16:58:21.790	11	Lotus Elan S1

Session Leader History

NO	CL	NAME	FROM LAP	LAPS LED	DISTANCE	VEHICLE
79	A	**Richard PLANT**	1	1	2.43 miles	Morgan +8
1	C	**John DAVISON**	2	10	24.33 miles	Lotus Elan S1

Flag History

TYPE	TIME OF DAY
GREEN	16:38:24.549
FINISH	16:58:21.000

Flag Statistics

TYPE	COUNT	TOTAL LAPS	TOTAL TIME
Green	1	11	25:44.967
Red	0	0	0.000
Safety Car	0	0	0.000
FCY	0	0	0.000

Weather / Track : Sunny / Dry

Brands Hatch GP: 2.4332 miles
Date: 10/07/2022 Start: 16:38 Finish: 16:58

HSCC Historic Road Sports with Historic Touring Cars & Hawthorn Challenge

RACE 16 - STATISTICS

CLASS : A

4 Starters

Fastest Lap History

NO	NAME	LAP TIME	TIME OF DAY	LAP	VEHICLE
79	**Richard PLANT**	**1:54.067**	16:40:18.633	1	Morgan +8
79	**Richard PLANT**	**1:49.659**	16:42:08.292	2	Morgan +8
79	**Richard PLANT**	**1:49.545**	16:43:57.838	3	Morgan +8
79	**Richard PLANT**	**1:49.114**	16:58:44.993	11	Morgan +8

Leader History

NO	NAME	FROM LAP	LAPS LED	DISTANCE	VEHICLE
79	**Richard PLANT**	1	11	26.76 miles	Morgan +8

HSCC Historic Road Sports with Historic Touring Cars & Hawthorn Challenge

RACE 16 - STATISTICS

CLASS : B

4 Starters

Fastest Lap History

NO	NAME	LAP TIME	TIME OF DAY	LAP	VEHICLE
521	**Martin PRATT**	**2:02.095**	16:40:26.669	1	Morgan +4
521	**Martin PRATT**	**1:58.074**	16:42:24.744	2	Morgan +4
521	**Martin PRATT**	**1:57.300**	16:44:22.043	3	Morgan +4
521	**Martin PRATT**	**1:57.014**	16:46:19.058	4	Morgan +4
521	**Martin PRATT**	**1:56.784**	16:48:15.842	5	Morgan +4
521	**Martin PRATT**	**1:56.736**	16:50:12.578	6	Morgan +4
521	**Martin PRATT**	**1:56.458**	16:54:06.370	8	Morgan +4
521	**Martin PRATT**	**1:55.504**	16:59:56.215	11	Morgan +4

Leader History

NO	NAME	FROM LAP	LAPS LED	DISTANCE	VEHICLE
521	**Martin PRATT**	1	11	26.76 miles	Morgan +4

HSCC Historic Road Sports with Historic Touring Cars & Hawthorn Challenge

RACE 16 - STATISTICS

CLASS : C

5 Starters

Fastest Lap History

NO	NAME	LAP TIME	TIME OF DAY	LAP	VEHICLE
1	**John DAVISON**	**1:54.439**	16:40:19.039	1	Lotus Elan S1
1	**John DAVISON**	**1:48.152**	16:42:07.191	2	Lotus Elan S1
1	**John DAVISON**	**1:47.964**	16:45:44.325	4	Lotus Elan S1
1	**John DAVISON**	**1:47.652**	16:54:44.858	9	Lotus Elan S1
1	**John DAVISON**	**1:47.645**	16:58:21.790	11	Lotus Elan S1

Leader History

NO	NAME	FROM LAP	LAPS LED	DISTANCE	VEHICLE
1	**John DAVISON**	1	11	26.76 miles	Lotus Elan S1

HSCC Historic Road Sports with Historic Touring Cars & Hawthorn Challenge

RACE 16 - STATISTICS

CLASS : D

5 Starters

Fastest Lap History

NO	NAME	LAP TIME	TIME OF DAY	LAP	VEHICLE
4	**Rob CULL**	**2:06.604**	16:40:31.161	1	MGB
4	**Rob CULL**	**1:57.446**	16:42:28.608	2	MGB
4	**Rob CULL**	**1:56.067**	16:48:20.632	5	MGB
64	**Roger SPARROW**	**1:55.360**	16:48:21.607	5	Porsche 911
64	**Roger SPARROW**	**1:54.807**	16:50:16.413	6	Porsche 911
64	**Roger SPARROW**	**1:53.674**	16:59:56.935	11	Porsche 911

Leader History

NO	NAME	FROM LAP	LAPS LED	DISTANCE	VEHICLE
4	**Rob CULL**	1	5	12.16 miles	MGB
64	**Roger SPARROW**	6	6	14.59 miles	Porsche 911

HSCC Historic Road Sports with Historic Touring Cars & Hawthorn Challenge

RACE 16 - STATISTICS

CLASS : E

2 Starters

Fastest Lap History

NO	NAME	LAP TIME	TIME OF DAY	LAP	VEHICLE
71	**Brian ARCULUS**	**2:10.779**	16:40:35.339	1	Lotus Elite
71	**Brian ARCULUS**	**1:59.988**	16:42:35.327	2	Lotus Elite
71	**Brian ARCULUS**	**1:59.625**	16:48:41.119	5	Lotus Elite
71	**Brian ARCULUS**	**1:59.474**	16:50:40.594	6	Lotus Elite
71	**Brian ARCULUS**	**1:59.231**	16:52:39.824	7	Lotus Elite

Leader History

NO	NAME	FROM LAP	LAPS LED	DISTANCE	VEHICLE
71	**Brian ARCULUS**	1	10	24.33 miles	Lotus Elite

HSCC Historic Road Sports with Historic Touring Cars & Hawthorn Challenge

RACE 16 - STATISTICS

CLASS : F

1 Starters

Fastest Lap History

NO	NAME	LAP TIME	TIME OF DAY	LAP	VEHICLE
91	**Richard OWEN**	**2:15.366**	16:40:39.927	1	Triumph TR2
91	**Richard OWEN**	**2:04.708**	16:42:44.633	2	Triumph TR2
91	**Richard OWEN**	**2:02.955**	16:44:47.589	3	Triumph TR2
91	**Richard OWEN**	**2:01.941**	16:46:49.529	4	Triumph TR2
91	**Richard OWEN**	**2:00.483**	16:48:50.013	5	Triumph TR2
91	**Richard OWEN**	**1:59.784**	16:50:49.798	6	Triumph TR2

Leader History

NO	NAME	FROM LAP	LAPS LED	DISTANCE	VEHICLE
91	**Richard OWEN**	1	10	24.33 miles	Triumph TR2

HSCC Historic Road Sports with Historic Touring Cars & Hawthorn Challenge

RACE 16 - STATISTICS

CLASS : G

1 Starters

Fastest Lap History

NO	NAME	LAP TIME	TIME OF DAY	LAP	VEHICLE
28	**Nick SMITH**	**2:12.082**	16:40:36.689	1	Rochdale Olympic
28	**Nick SMITH**	**2:03.499**	16:42:40.187	2	Rochdale Olympic
28	**Nick SMITH**	**2:00.094**	16:44:40.283	3	Rochdale Olympic
28	**Nick SMITH**	**1:59.003**	16:46:39.285	4	Rochdale Olympic
28	**Nick SMITH**	**1:58.521**	16:48:37.805	5	Rochdale Olympic
28	**Nick SMITH**	**1:58.317**	16:58:40.072	10	Rochdale Olympic

Leader History

NO	NAME	FROM LAP	LAPS LED	DISTANCE	VEHICLE
28	**Nick SMITH**	1	10	24.33 miles	Rochdale Olympic

HSCC Historic Road Sports with Historic Touring Cars & Hawthorn Challenge

RACE 16 - STATISTICS

CLASS : HTCK2

1 Starters

Fastest Lap History

NO	NAME	LAP TIME	TIME OF DAY	LAP	VEHICLE
18	**Harry BARTON**	**2:21.597**	16:40:46.155	1	BMW 1800Ti
18	**Harry BARTON**	**1:56.681**	16:42:42.836	2	BMW 1800Ti
18	**Harry BARTON**	**1:55.255**	16:44:38.094	3	BMW 1800Ti
18	**Harry BARTON**	**1:53.512**	16:46:31.603	4	BMW 1800Ti

Leader History

NO	NAME	FROM LAP	LAPS LED	DISTANCE	VEHICLE
18	**Harry BARTON**	1	11	26.76 miles	BMW 1800Ti

HSCC Historic Road Sports with Historic Touring Cars & Hawthorn Challenge

RACE 16 - STATISTICS

CLASS : HTCK3

1 Starters

Fastest Lap History

NO	NAME	LAP TIME	TIME OF DAY	LAP	VEHICLE
8	**Nick PADDY**	**2:20.537**	16:40:45.094	1	Morris Mini Cooper S
8	**Nick PADDY**	**1:55.291**	16:42:40.387	2	Morris Mini Cooper S
8	**Nick PADDY**	**1:54.682**	16:44:35.068	3	Morris Mini Cooper S
8	**Nick PADDY**	**1:53.756**	16:46:28.824	4	Morris Mini Cooper S
8	**Nick PADDY**	**1:53.296**	16:50:18.107	6	Morris Mini Cooper S
8	**Nick PADDY**	**1:52.654**	16:55:59.218	9	Morris Mini Cooper S

Leader History

NO	NAME	FROM LAP	LAPS LED	DISTANCE	VEHICLE
8	**Nick PADDY**	1	11	26.76 miles	Morris Mini Cooper S

HSCC Historic Road Sports with Historic Touring Cars & Hawthorn Challenge

RACE 16 - STATISTICS

CLASS : HTCA

1 Starters

Fastest Lap History

NO	NAME	LAP TIME	TIME OF DAY	LAP	VEHICLE
77	**Roy DAVIS**	**2:24.883**	16:40:49.441	1	Triumph Mk1 PI
77	**Roy DAVIS**	**1:58.032**	16:42:47.475	2	Triumph Mk1 PI

Leader History

NO	NAME	FROM LAP	LAPS LED	DISTANCE	VEHICLE
77	**Roy DAVIS**	1	4	9.73 miles	Triumph Mk1 PI

HSCC Historic Road Sports with Historic Touring Cars & Hawthorn Challenge

RACE 16 - STATISTICS

CLASS : HAWB

2 Starters

Fastest Lap History

NO	NAME	LAP TIME	TIME OF DAY	LAP	VEHICLE
55	**Alistair DYSON**	**2:29.481**	16:40:54.092	1	Jaguar Mk2
55	**Alistair DYSON**	**2:01.034**	16:42:55.128	2	Jaguar Mk2
55	**Alistair DYSON**	**2:00.796**	16:49:00.007	5	Jaguar Mk2
55	**Alistair DYSON**	**2:00.111**	16:51:00.116	6	Jaguar Mk2
55	**Alistair DYSON**	**2:00.061**	16:57:01.932	9	Jaguar Mk2

Leader History

NO	NAME	FROM LAP	LAPS LED	DISTANCE	VEHICLE
55	**Alistair DYSON**	1	10	24.33 miles	Jaguar Mk2

HSCC Historic Road Sports with Historic Touring Cars & Hawthorn Challenge

RACE 16 - STATISTICS

CLASS : HAWD

1 Starters

Fastest Lap History

NO	NAME	LAP TIME	TIME OF DAY	LAP	VEHICLE
42	**Geoff OTTLEY**	**2:26.946**	16:40:51.516	1	Jaguar XK120
42	**Geoff OTTLEY**	**2:01.821**	16:42:53.335	2	Jaguar XK120

Leader History

NO	NAME	FROM LAP	LAPS LED	DISTANCE	VEHICLE
42	**Geoff OTTLEY**	1	10	24.33 miles	Jaguar XK120

THUNDERSPORTS SERIES

World Endurance, FIA GT, FIA 2L Sports Cars or other International Competition cars up to 1979

Legends of Brands Hatch Super Prix

Brands Hatch GP

9th / 10th July 2022

Timing & Results Provided by Timing Solutions Ltd

www.tsl-timing.com

Brands Hatch GP

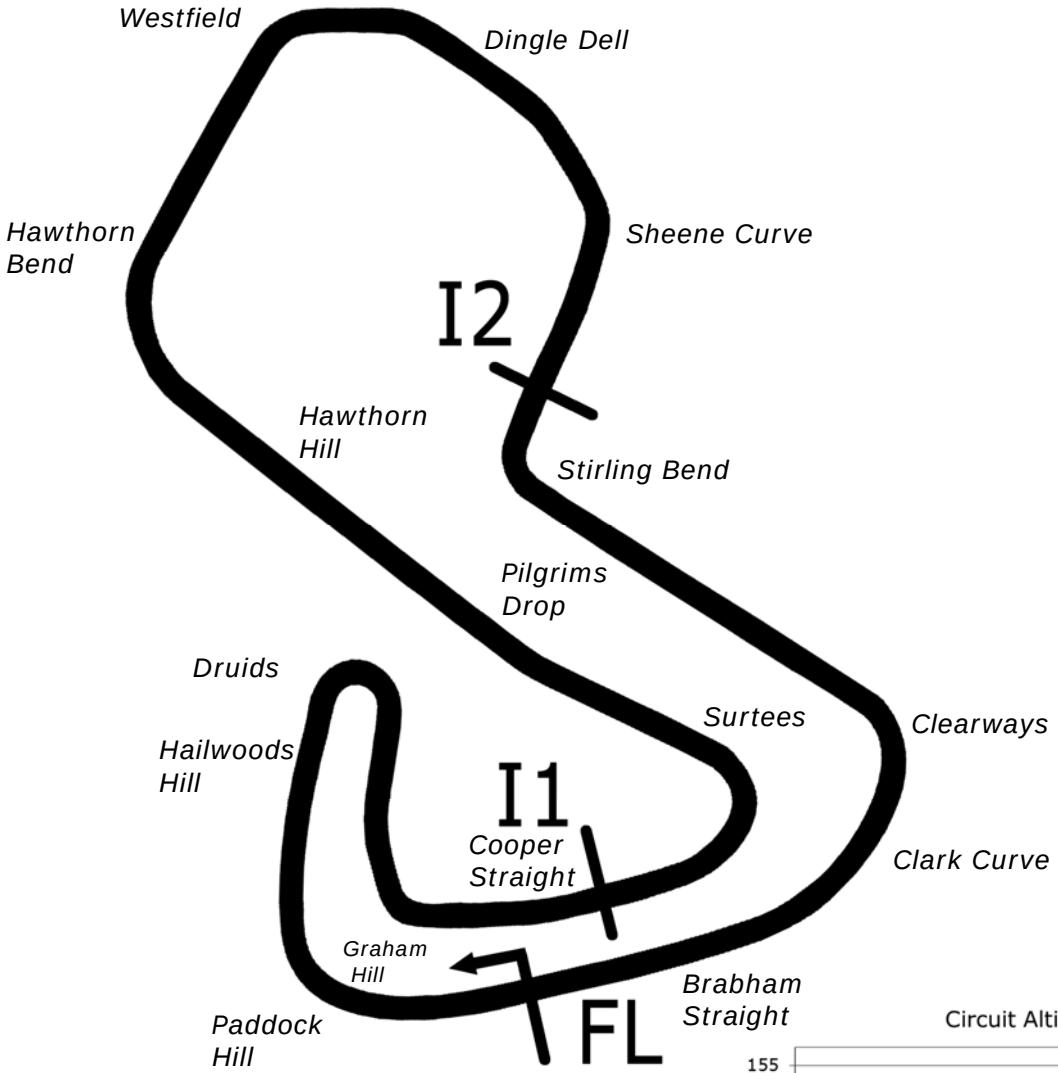

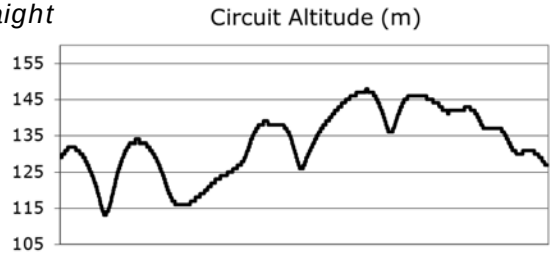

Length	2.4332 miles	3916.0 m	
FL		51.36032 N	0.26032 E
I1	1116m	51.35934 N	0.25955 E
I2	2928m	51.35532 N	0.26250 E
Pit Entry	3646m	51.35911 N	0.25743 E
Pit Exit	26m after FL	51.36027 N	0.26078 E

Pit Entry–Pit Exit 277m, 19.9s @50kph, 16.6s @60kph

All results available at www.tsl-timing.com

Sheet No:	Issue Time:

HSCC Thundersports Series

QUALIFYING - RACE 1 - CLASSIFICATION

POS	NO	CL	PIC	NAME	ENTRY	TIME	ON	LAPS	GAP	DIFF	MPH
1	**60**	SP3	1	**John BURTON**	Chevron B26	**1:28.926**	8	9			98.50
2	**89**	SP2	1	**Warren BRIGGS**	Mclaren M8E	**1:30.567**	14	14	**1.641**	1.641	96.72
3	**9**	SP3	2	**Simon WATTS**	Chevron B26	**1:31.826**	13	16	**2.900**	1.259	95.39
4	**21**	SP3	3	**Robert PARKER**	Osella PA5	**1:32.458**	18	18	**3.532**	0.632	94.74
5	**14**	SP3	4	**John SPIERS**	Osella PA3	**1:32.474**	8	8	**3.548**	0.016	94.72
6	**31**	SP1	1	**Gary FURST**	Lola T212	**1:33.920**	15	17	**4.994**	1.446	93.26
7	**22**	SP3	5	**Gwyn POLLARD**	Royale RP6/17	**1:35.968**	4	9	**7.042**	2.048	91.27
8	**3**	SP2	2	**BRADLEY / DODKINS**	March 717	**1:35.979**	4	4	**7.053**	0.011	91.26
9	**12***	SP1	2	**Paul ALLEN**	Lola T212	**1:36.253**	14	15	**7.327**	0.274	91.00
10	**37***	S20	1	**Will SCHRYVER**	Royale RP37	**1:39.532**	8	9	**10.606**	3.279	88.01
11	**25**	S20	2	**Juerg TOBLER**	Royale S2000M	**1:42.081**	17	17	**13.155**	2.549	85.81
12	**72**	SP1	3	**Hugh PRICE**	Chevron B16	**1:42.715**	12	13	**13.789**	0.634	85.28
13	**16**	SP3	6	**David ALBOROUGH**	Osella PA2	**1:43.047**	6	6	**14.121**	0.332	85.00
14	**26**	SP1	4	**George DOUGLAS**	Martin BM9	**1:49.426**	12	12	**20.500**	6.379	80.05
15	**7**	GT2	1	**Howard SPOONER**	BMW Alpina	**1:51.388**	6	7	**22.462**	1.962	78.64

***Car 12 requires a working transponder - Regulation Q12.8.1 refers.**

No. 37 - 1 Lap time disallowed; exceeding track limits.

Weather / Track : Cloudy / Dry

Brands Hatch GP: 2.4332 miles

These results are provisional until the conclusion of any judicial and technical matters.

Date: 09/07/2022 Start: 09:00 Finish: 09:30

Clerk Of Course : Julian Floyd	Stewards :	Timekeeper : Nick Palmer

Results can be found at www.tsl-timing.com

Printed - 09:34 Saturday, 09 July 2022

HSCC Thundersports Series

QUALIFYING - RACE 1 - SECTOR ANALYSIS

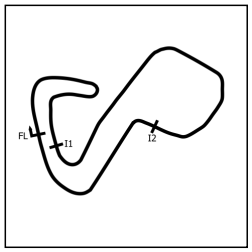

SECTOR 1 = FL to I1, SECTOR 2 = I1 to I2, SECTOR 3 = I2 to FL, DIFF = Difference To Personal Best Lap, P = Crossed Finish Line in Pit Lane, D = Time Disallowed

P1 60 SP3 John BURTON — Chevron B26

IDEAL LAP TIME : 1:28.896 BEST LAP TIME : 1:28.926 DIFFERENCE : 0.030

LAP	SECTOR 1		SECTOR 2		SECTOR 3		LAP TIME		MPH	DIFF	TIME OF DAY
1 -	OUTLAP	87.0	51.021	70.4	25.774	121.5	1:54.378		76.58	25.452	09:02:01.602
2 -	32.452	95.4	43.133	86.1	22.398	132.6	1:37.983		89.40	9.057	09:03:39.585
3 -	29.554	101.8	41.851	83.2	IN PIT		3:17.682	P	44.31	1:48.756	09:06:57.267
4 -	OUTLAP	105.1	43.513	83.4	22.151	134.2	1:42.670		85.32	13.744	09:08:39.937
5 -	29.502	107.0	39.948	93.5	22.564	130.8	1:32.014		95.20	3.088	09:10:11.951
6 -	28.836	***111.1***	40.425	83.9	21.863	133.6	1:31.124	(3)	96.13	2.198	09:11:43.075
7 -	28.554	106.3	39.738	***96.1***	***21.021***	133.6	1:29.313	(2)	98.08	0.387	09:13:12.388
8 -	***28.406***	110.0	***39.469***	94.2	21.051	***135.5***	***1:28.926***	(1)	***98.50***		***09:14:41.314***
9 -	29.167	110.3	1:24.129	75.0	IN PIT		6:42.152	P	21.78	5:13.226	09:21:23.466

P2 89 SP2 Warren BRIGGS — Mclaren M8E

IDEAL LAP TIME : 1:30.061 BEST LAP TIME : 1:30.567 DIFFERENCE : 0.506

LAP	SECTOR 1		SECTOR 2		SECTOR 3		LAP TIME		MPH	DIFF	TIME OF DAY
1 -	OUTLAP	95.1	45.697	85.5	22.929	146.8	1:48.100		81.03	17.533	09:02:03.670
2 -	31.092	102.7	41.936	91.6	21.683	158.2	1:34.711		92.49	4.144	09:03:38.381
3 -	29.500	104.3	42.696	90.4	21.374	157.5	1:33.570		93.61	3.003	09:05:11.951
4 -	29.266	107.3	41.989	88.5	21.774	151.4	1:33.029		94.16	2.462	09:06:44.980
5 -	29.818	105.5	41.125	93.2	21.681	148.4	1:32.624		94.57	2.057	09:08:17.604
6 -	32.477	98.9	43.439	87.0	IN PIT		4:56.803	P	29.51	3:26.236	09:13:14.407
7 -	OUTLAP	98.1	44.170	86.4	21.523	***160.9***	1:42.061		85.82	11.494	09:14:56.468
8 -	***28.676***	108.7	45.578	76.6	25.246	155.3	1:39.500		88.03	8.933	09:16:35.968
9 -	29.555	109.1	40.672	100.0	21.979	155.3	1:32.206	(3)	95.00	1.639	09:18:08.174
10 -	30.169	107.5	43.812	84.4	22.009	156.7	1:35.990		91.25	5.423	09:19:44.164
11 -	31.767	106.3	44.032	87.0	21.565	158.2	1:37.364		89.97	6.797	09:21:21.528
12 -	32.492	104.6	40.757	96.8	***21.371***	157.5	1:34.620		92.57	4.053	09:22:56.148
13 -	28.781	110.5	40.172	96.5	21.628	156.4	1:30.581	(2)	96.70	0.014	09:24:26.729
14 -	29.002	***112.5***	***40.014***	***101.9***	21.551	150.8	***1:30.567***	(1)	***96.72***		***09:25:57.296***

P3 9 SP3 Simon WATTS — Chevron B26

IDEAL LAP TIME : 1:31.487 BEST LAP TIME : 1:31.826 DIFFERENCE : 0.339

LAP	SECTOR 1		SECTOR 2		SECTOR 3		LAP TIME		MPH	DIFF	TIME OF DAY
1 -	OUTLAP	84.2	51.290	72.4	26.353	118.7	2:02.999		71.21	31.173	09:02:31.694
2 -	34.447	99.8	47.565	85.0	24.241	128.3	1:46.253		82.44	14.427	09:04:17.947
3 -	31.517	100.4	43.244	84.2	22.613	131.3	1:37.374		89.96	5.548	09:05:55.321
4 -	30.026	107.3	41.970	84.9	24.403	130.8	1:36.399		90.87	4.573	09:07:31.720
5 -	30.347	108.5	41.664	86.8	22.313	132.3	1:34.324		92.86	2.498	09:09:06.044
6 -	29.864	***110.1***	41.706	90.1	22.856	131.0	1:34.426		92.76	2.600	09:10:40.470
7 -	29.484	107.0	42.062	90.6	22.181	132.6	1:33.727		93.46	1.901	09:12:14.197
8 -	***29.410***	106.3	41.165	93.0	22.336	133.6	1:32.911		94.28	1.085	09:13:47.108
9 -	30.188	101.6	43.614	69.6	IN PIT		3:30.310	P	41.65	1:58.484	09:17:17.418
10 -	OUTLAP	103.0	44.721	88.5	23.473	131.0	1:46.307		82.40	14.481	09:19:03.725
11 -	30.210	109.2	41.610	***96.2***	22.381	132.8	1:34.201		92.99	2.375	09:20:37.926
12 -	29.487	105.8	41.094	91.9	***21.885***	133.9	1:32.466	(2)	94.73	0.640	09:22:10.392
13 -	29.599	107.3	***40.192***	92.8	22.035	***134.2***	***1:31.826***	(1)	***95.39***		***09:23:42.218***
14 -	30.869	93.4	41.876	89.3	IN PIT		3:04.418	P	47.49	1:32.592	09:26:46.636
15 -	OUTLAP	105.5	43.125	76.6	23.561	133.1	1:44.058		84.18	12.232	09:28:30.694
16 -	29.947	108.7	40.852	92.3	22.041	133.6	1:32.840	(3)	94.35	1.014	09:30:03.534

Weather / Track : Cloudy / Dry

Brands Hatch GP: 2.4332 miles
Date: 09/07/2022 Start: 09:00 Finish: 09:30

HSCC Thundersports Series

QUALIFYING - RACE 1 - SECTOR ANALYSIS

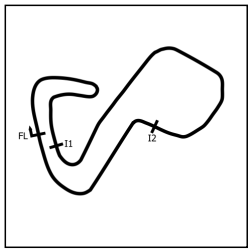

SECTOR 1 = FL to I1, SECTOR 2 = I1 to I2, SECTOR 3 = I2 to FL, DIFF = Difference To Personal Best Lap, P = Crossed Finish Line in Pit Lane, D = Time Disallowed

P4 21 SP3 Robert PARKER — Osella PA5

IDEAL LAP TIME : 1:31.939 BEST LAP TIME : 1:32.458 DIFFERENCE : 0.519

LAP	SECTOR 1		SECTOR 2		SECTOR 3		LAP TIME		MPH	DIFF	TIME OF DAY
1 -	OUTLAP	84.5	47.189	69.1	24.956	122.4	1:53.654		77.07	21.196	09:02:03.032
2 -	33.201	97.1	43.967	77.4	22.968	131.5	1:40.136		87.47	7.678	09:03:43.168
3 -	31.568	94.7	42.626	87.7	22.459	132.3	1:36.653		90.63	4.195	09:05:19.821
4 -	30.495	103.0	43.255	77.3	22.610	117.1	1:36.360		90.90	3.902	09:06:56.181
5 -	32.677	91.6	43.028	73.5	23.481	131.8	1:39.186		88.31	6.728	09:08:35.367
6 -	29.905	102.4	41.338	85.0	22.580	132.1	1:33.823		93.36	1.365	09:10:09.190
7 -	29.785	104.5	41.816	84.2	22.128	132.1	1:33.729		93.45	1.271	09:11:42.919
8 -	30.234	107.2	40.725	***92.8***	***21.900***	132.6	1:32.859	**(3)**	94.33	0.401	09:13:15.778
9 -	33.351	89.5	47.783	79.9	IN PIT		3:37.941	**P**	40.19	2:05.483	09:16:53.719
10 -	OUTLAP	86.3	45.006	86.0	23.568	130.5	1:44.908		83.50	12.450	09:18:38.627
11 -	31.711	97.2	42.605	83.9	22.739	131.3	1:37.055		90.25	4.597	09:20:15.682
12 -	29.852	105.1	42.758	78.3	22.607	133.1	1:35.217		91.99	2.759	09:21:50.899
13 -	29.874	100.6	42.367	87.3	22.331	***133.6***	1:34.572		92.62	2.114	09:23:25.471
14 -	31.140	81.6	43.480	86.7	22.414	133.4	1:37.034		90.27	4.576	09:25:02.505
15 -	***29.463***	106.0	41.074	90.9	21.983	133.4	1:32.520	**(2)**	94.68	0.062	09:26:35.025
16 -	30.447	102.9	40.844	89.0	22.087	***133.6***	1:33.378		93.81	0.920	09:28:08.403
17 -	29.550	99.5	***40.576***	90.0	22.916	128.3	1:33.042		94.14	0.584	09:29:41.445
18 -	29.773	***108.9***	40.687	91.8	21.998	123.8	***1:32.458***	**(1)**	***94.74***		***09:31:13.903***

P5 14 SP3 John SPIERS — Osella PA3

IDEAL LAP TIME : 1:32.344 BEST LAP TIME : 1:32.474 DIFFERENCE : 0.130

LAP	SECTOR 1		SECTOR 2		SECTOR 3		LAP TIME		MPH	DIFF	TIME OF DAY
1 -	OUTLAP	87.1	47.475	85.9	24.521	124.2	1:51.769		78.37	19.295	09:02:10.255
2 -	31.666	100.1	43.185	92.3	23.662	124.5	1:38.513		88.92	6.039	09:03:48.768
3 -	30.840	102.4	43.020	89.7	22.762	126.3	1:36.622		90.66	4.148	09:05:25.390
4 -	30.162	104.5	43.047	92.6	22.603	127.3	1:35.812		91.42	3.338	09:07:01.202
5 -	29.783	105.3	43.472	94.5	22.843	126.3	1:36.098		91.15	3.624	09:08:37.300
6 -	29.505	107.3	41.999	93.5	22.434	127.3	1:33.938	**(2)**	93.25	1.464	09:10:11.238
7 -	***29.325***	107.0	42.642	91.5	22.483	127.8	1:34.450	**(3)**	92.74	1.976	09:11:45.688
8 -	29.455	***107.7***	***41.056***	***99.5***	***21.963***	***129.0***	***1:32.474***	**(1)**	***94.72***		***09:13:18.162***

P6 31 SP1 Gary FURST — Lola T212

IDEAL LAP TIME : 1:33.494 BEST LAP TIME : 1:33.920 DIFFERENCE : 0.426

LAP	SECTOR 1		SECTOR 2		SECTOR 3		LAP TIME		MPH	DIFF	TIME OF DAY
1 -	OUTLAP	75.3	52.999	72.0	27.279	106.8	2:03.424		70.97	29.504	09:02:42.710
2 -	36.182	81.8	48.868	77.2	25.743	110.5	1:50.793		79.06	16.873	09:04:33.503
3 -	34.279	86.7	46.788	76.6	24.862	115.1	1:45.929		82.69	12.009	09:06:19.432
4 -	32.213	93.9	43.123	82.2	23.144	128.8	1:38.480		88.95	4.560	09:07:57.912
5 -	30.331	98.6	42.289	87.6	22.362	128.5	1:34.982		92.22	1.062	09:09:32.894
6 -	***29.930***	100.0	41.798	87.9	22.414	129.8	1:34.142		93.04	0.222	09:11:07.036
7 -	30.138	95.8	42.520	83.9	IN PIT		2:29.558	**P**	58.57	55.638	09:13:36.594
8 -	OUTLAP	95.8	42.651	87.3	23.470	128.5	1:43.057		84.99	9.137	09:15:19.651
9 -	30.137	97.8	50.189	86.5	23.102	126.3	1:43.428		84.69	9.508	09:17:03.079
10 -	31.038	88.1	42.053	***90.8***	22.839	128.0	1:35.930		91.31	2.010	09:18:39.009
11 -	30.495	96.8	***41.563***	85.0	22.020	129.5	1:34.078	**(3)**	93.11	0.158	09:20:13.087
12 -	30.189	96.1	44.238	73.7	22.519	129.5	1:36.946		90.35	3.026	09:21:50.033
13 -	30.079	99.4	42.514	***90.8***	***22.001***	129.3	1:34.594		92.60	0.674	09:23:24.627
14 -	30.129	99.7	41.759	84.5	22.175	130.3	1:34.063	**(2)**	93.12	0.143	09:24:58.690
15 -	30.202	98.1	41.574	85.0	22.144	128.8	***1:33.920***	**(1)**	***93.26***		***09:26:32.610***
16 -	30.459	101.8	41.753	84.4	22.326	***130.8***	1:34.538		92.65	0.618	09:28:07.148
17 -	***29.930***	***103.0***	41.937	88.3	22.962	115.7	1:34.829		92.37	0.909	09:29:41.977

HSCC Thundersports Series

QUALIFYING - RACE 1 - SECTOR ANALYSIS

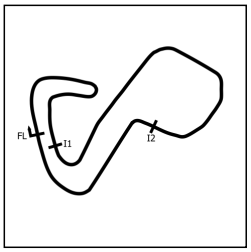

SECTOR 1 = FL to I1, SECTOR 2 = I1 to I2, SECTOR 3 = I2 to FL, DIFF = Difference To Personal Best Lap, P = Crossed Finish Line in Pit Lane, D = Time Disallowed

P7 22 SP3 Gwyn POLLARD — Royale RP6/17

IDEAL LAP TIME : 1:35.592 BEST LAP TIME : 1:35.968 DIFFERENCE : 0.376

LAP	SECTOR 1		SECTOR 2		SECTOR 3		LAP TIME	MPH	DIFF	TIME OF DAY
1 -	OUTLAP	85.5	48.764	79.7	24.835	124.0	1:52.710	77.72	16.742	09:02:12.970
2 -	32.248	106.0	46.254	80.0	23.953	127.5	1:42.455	85.49	6.487	09:03:55.425
3 -	30.834	106.3	44.946	82.6	23.097	130.5	1:38.877	88.59	2.909	09:05:34.302
4 -	30.301	107.2	***42.494***	***89.8***	23.173	131.3	***1:35.968*** **(1)**	***91.27***		***09:07:10.270***
5 -	30.616	109.6	43.637	80.7	23.666	127.8	1:37.919	89.46	1.951	09:08:48.189
6 -	30.145	109.1	44.255	83.6	23.508	129.3	1:37.908	89.47	1.940	09:10:26.097
7 -	30.963	108.9	43.794	83.6	***22.956***	***132.1***	1:37.713 **(3)**	89.64	1.745	09:12:03.810
8 -	***30.142***	***110.5***	43.032	87.0	23.227	129.3	1:36.401 **(2)**	90.86	0.433	09:13:40.211
9 -	31.399	95.3	44.033	84.2	24.539	126.3	1:39.971	87.62	4.003	09:15:20.182

P8 3 SP2 BRADLEY / DODKINS — March 717

IDEAL LAP TIME : 1:35.815 BEST LAP TIME : 1:35.979 DIFFERENCE : 0.164

LAP	SECTOR 1		SECTOR 2		SECTOR 3		LAP TIME	MPH	DIFF	TIME OF DAY
1 -	OUTLAP	65.0	53.100	68.4	25.868	103.5	2:04.795	70.19	28.816	09:02:39.844
2 -	33.877	106.5	45.749	82.0	23.375	137.5	1:43.001 **(3)**	85.04	7.022	09:04:22.845
3 -	31.955	108.4	43.382	82.9	22.888	***145.5***	1:38.225 **(2)**	89.18	2.246	09:06:01.070
4 -	30.973	***110.9***	***42.616***	***87.6***	***22.390***	144.3	***1:35.979*** **(1)**	***91.26***		***09:07:37.049***

P9 12 SP1 Paul ALLEN — Lola T212

IDEAL LAP TIME : BEST LAP TIME : 1:36.253 DIFFERENCE :

LAP	SECTOR 1		SECTOR 2		SECTOR 3		LAP TIME	MPH	DIFF	TIME OF DAY
1 -							1:43.718	84.45	7.465	09:04:45.104
2 -							1:38.589	88.85	2.336	09:06:23.693
3 -							1:38.025	89.36	1.772	09:08:01.718
4 -							1:36.541 **(3)**	90.73	0.288	09:09:38.259
5 -							1:36.874	90.42	0.621	09:11:15.133
6 -							1:42.157	85.74	5.904	09:12:57.290
7 -							1:41.198	86.56	4.945	09:14:38.488
8 -							1:43.869	84.33	7.616	09:16:22.357
9 -							1:41.685	86.14	5.432	09:18:04.042
10 -							1:42.636	85.34	6.383	09:19:46.678
11 -							1:38.591	88.85	2.338	09:21:25.269
12 -							1:36.964	90.34	0.711	09:23:02.233
13 -							1:36.502 **(2)**	90.77	0.249	09:24:38.735
14 -							***1:36.253*** **(1)**	***91.00***		***09:26:14.988***
15 -							1:36.891	90.40	0.638	09:27:51.879

P10 37 S20 Will SCHRYVER — Royale RP37

IDEAL LAP TIME : 1:39.444 BEST LAP TIME : 1:39.532 DIFFERENCE : 0.088

LAP	SECTOR 1		SECTOR 2		SECTOR 3		LAP TIME	MPH	DIFF	TIME OF DAY
1 -	OUTLAP	90.8	47.408	82.3	24.982	110.9	1:48.217	80.94	8.685	09:01:53.298
2 -	31.986	93.9	45.708	85.3	24.591	111.2	1:42.285	85.64	2.753	09:03:35.583
3 -	31.475	93.9	45.467	***87.4***	24.251	112.5	1:41.193	86.56	1.661	09:05:16.776
4 -	31.042	95.0	45.331	79.8	24.684	112.0	1:41.057	86.68	1.525	09:06:57.833
5 -	31.743	88.8	46.306	86.8	24.209	113.1	1:42.258	85.66	2.726	09:08:40.091
6 -	32.072	95.5	***44.423***	85.4	24.098	112.9	1:40.593 **(3)**	87.08	1.061	09:10:20.684
7 -	***30.966***	***96.2***	44.479	86.8	24.125	113.1	1:39.570 **(2)**	87.97	0.038	09:12:00.254
8 -	30.984	95.7	44.493	86.5	***24.055***	***113.5***	***1:39.532*** **(1)**	***88.01***		***09:13:39.786***
9 -	31.474	94.7	48.965	70.1	26.255	112.7	~~1:46.694~~ **D**	82.10	7.162	09:15:26.480

Weather / Track : Cloudy / Dry

Brands Hatch GP: 2.4332 miles
Date: 09/07/2022 Start: 09:00 Finish: 09:30

HSCC Thundersports Series

QUALIFYING - RACE 1 - SECTOR ANALYSIS

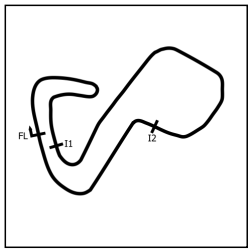

SECTOR 1 = FL to I1, SECTOR 2 = I1 to I2, SECTOR 3 = I2 to FL, DIFF = Difference To Personal Best Lap, P = Crossed Finish Line in Pit Lane, D = Time Disallowed

P11 25 S20 Juerg TOBLER — Royale S2000M

IDEAL LAP TIME : 1:41.055 BEST LAP TIME : 1:42.081 DIFFERENCE : 1.026

LAP	SECTOR 1		SECTOR 2		SECTOR 3		LAP TIME		MPH	DIFF	TIME OF DAY
1 -	OUTLAP	82.6	50.042	79.7	26.764	107.5	1:59.977		73.01	17.896	09:02:14.206
2 -	33.154	88.3	48.518	72.2	26.361	108.9	1:48.033		81.08	5.952	09:04:02.239
3 -	32.091	89.4	46.218	80.5	27.613	97.2	1:45.922		82.70	3.841	09:05:48.161
4 -	32.763	91.3	46.315	76.6	27.678	108.4	1:46.756		82.05	4.675	09:07:34.917
5 -	32.239	90.0	46.560	80.7	25.281	109.1	1:44.080		84.16	1.999	09:09:18.997
6 -	32.624	85.0	47.681	78.5	25.129	109.8	1:45.434		83.08	3.353	09:11:04.431
7 -	32.016	91.1	49.017	78.1	24.899	110.0	1:45.932		82.69	3.851	09:12:50.363
8 -	32.354	82.4	45.989	80.2	26.813	98.2	1:45.156		83.30	3.075	09:14:35.519
9 -	32.528	91.4	46.061	***83.5***	25.057	109.6	1:43.646	**(3)**	84.51	1.565	09:16:19.165
10 -	***31.258***	90.8	50.610	77.5	25.578	109.2	1:47.446		81.52	5.365	09:18:06.611
11 -	32.179	88.6	46.237	82.4	25.293	109.6	1:43.709		84.46	1.628	09:19:50.320
12 -	32.627	81.4	46.578	78.4	27.241	98.3	1:46.446		82.29	4.365	09:21:36.766
13 -	33.289	90.5	45.827	77.5	25.293	109.8	1:44.409		83.89	2.328	09:23:21.175
14 -	32.130	89.3	47.105	67.5	25.507	***110.7***	1:44.742		83.63	2.661	09:25:05.917
15 -	31.527	***91.6***	45.450	80.0	25.790	98.9	1:42.767	**(2)**	85.23	0.686	09:26:48.684
16 -	32.536	86.9	45.483	75.1	26.784	***110.7***	1:44.803		83.58	2.722	09:28:33.487
17 -	32.284	84.9	***44.968***	81.5	***24.829***	109.6	***1:42.081***	**(1)**	***85.81***		***09:30:15.568***

P12 72 SP1 Hugh PRICE — Chevron B16

IDEAL LAP TIME : 1:42.715 BEST LAP TIME : 1:42.715 DIFFERENCE : 0.000

LAP	SECTOR 1		SECTOR 2		SECTOR 3		LAP TIME		MPH	DIFF	TIME OF DAY
1 -	OUTLAP	68.2	55.357	63.4	28.944	94.5	2:12.062		66.33	29.347	09:02:39.315
2 -	36.678	84.9	50.079	69.4	27.127	97.8	1:53.884		76.91	11.169	09:04:33.199
3 -	35.960	90.6	49.076	77.4	26.345	108.4	1:51.381		78.64	8.666	09:06:24.580
4 -	33.735	93.8	48.378	74.6	25.704	113.7	1:47.817		81.24	5.102	09:08:12.397
5 -	33.338	93.7	49.073	78.9	25.937	114.3	1:48.348		80.84	5.633	09:10:00.745
6 -	33.681	93.9	49.423	75.2	25.861	113.3	1:48.965		80.39	6.250	09:11:49.710
7 -	33.250	95.0	46.700	79.9	25.373	110.9	1:45.323		83.17	2.608	09:13:35.033
8 -	33.179	93.7	46.892	78.9	26.203	112.4	1:46.274		82.42	3.559	09:15:21.307
9 -	33.280	88.4	52.204	78.5	IN PIT		6:06.521	**P**	23.89	4:23.806	09:21:27.828
10 -	OUTLAP	76.3	53.949	72.2	26.140	112.0	2:05.392		69.85	22.677	09:23:33.220
11 -	32.751	92.6	46.622	***80.6***	24.892	114.7	1:44.265	**(3)**	84.01	1.550	09:25:17.485
12 -	***32.608***	95.3	***45.533***	80.5	***24.574***	***116.1***	***1:42.715***	**(1)**	***85.28***		***09:27:00.200***
13 -	32.651	***95.5***	45.918	78.5	25.182	115.3	1:43.751	**(2)**	84.43	1.036	09:28:43.951

P13 16 SP3 David ALBOROUGH — Osella PA2

IDEAL LAP TIME : 1:42.113 BEST LAP TIME : 1:43.047 DIFFERENCE : 0.934

LAP	SECTOR 1		SECTOR 2		SECTOR 3		LAP TIME		MPH	DIFF	TIME OF DAY
1 -	OUTLAP	80.2	51.146	70.4	25.704	112.0	1:55.189		76.04	12.142	09:15:16.868
2 -	36.656	75.3	58.354	75.5	28.309	112.4	2:03.319		71.03	20.272	09:17:20.187
3 -	35.651	59.4	50.846	78.4	25.651	117.5	1:52.148		78.10	9.101	09:19:12.335
4 -	33.530	78.3	49.017	81.7	***23.809***	***120.9***	1:46.356	**(2)**	82.36	3.309	09:20:58.691
5 -	33.382	84.4	48.180	76.9	25.094	***120.9***	1:46.656	**(3)**	82.13	3.609	09:22:45.347
6 -	***32.599***	***94.3***	***45.705***	***85.4***	24.743	114.5	***1:43.047***	**(1)**	***85.00***		***09:24:28.394***

Weather / Track : Cloudy / Dry

Brands Hatch GP: 2.4332 miles
Date: 09/07/2022 Start: 09:00 Finish: 09:30

HSCC Thundersports Series

QUALIFYING - RACE 1 - SECTOR ANALYSIS

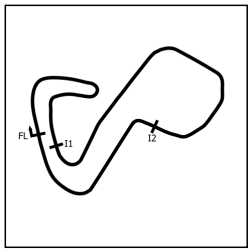

SECTOR 1 = FL to I1, SECTOR 2 = I1 to I2, SECTOR 3 = I2 to FL, DIFF = Difference To Personal Best Lap, P = Crossed Finish Line in Pit Lane, D = Time Disallowed

P14 26 SP1 George DOUGLAS Martin BM9

IDEAL LAP TIME : 1:48.261 BEST LAP TIME : 1:49.426 DIFFERENCE : 1.165

LAP	SECTOR 1		SECTOR 2		SECTOR 3		LAP TIME		MPH	DIFF	TIME OF DAY
1 -	OUTLAP	72.3	58.963	61.6	29.123	97.2	2:16.756		64.05	27.330	09:02:47.843
2 -	39.228	77.3	54.013	68.1	27.514	111.1	2:00.755		72.54	11.329	09:04:48.598
3 -	35.269	86.2	52.963	65.5	28.535	102.6	1:56.767		75.01	7.341	09:06:45.365
4 -	34.871	83.0	51.068	69.4	27.262	104.6	1:53.201		77.38	3.775	09:08:38.566
5 -	35.933	87.2	49.638	***74.8***	27.395	109.6	1:52.966		77.54	3.540	09:10:31.532
6 -	35.478	85.8	50.082	65.1	26.350	107.8	1:51.910		78.27	2.484	09:12:23.442
7 -	***33.600***	***91.4***	51.822	67.9	28.845	104.3	1:54.267		76.66	4.841	09:14:17.709
8 -	36.426	86.2	50.269	74.2	IN PIT		3:42.845	**P**	39.30	1:53.419	09:18:00.554
9 -	OUTLAP	83.6	50.504	71.9	27.900	110.5	2:02.542		71.48	13.116	09:20:03.096
10 -	33.996	90.3	50.943	61.6	25.843	***114.7***	1:50.782	**(2)**	79.07	1.356	09:21:53.878
11 -	35.023	86.9	***48.927***	66.7	27.287	108.4	1:51.237	**(3)**	78.74	1.811	09:23:45.115
12 -	34.149	90.0	49.543	72.5	***25.734***	106.0	***1:49.426***	**(1)**	***80.05***		***09:25:34.541***

P15 7 GT2 Howard SPOONER BMW Alpina

IDEAL LAP TIME : 1:50.832 BEST LAP TIME : 1:51.388 DIFFERENCE : 0.556

LAP	SECTOR 1		SECTOR 2		SECTOR 3		LAP TIME		MPH	DIFF	TIME OF DAY
1 -	OUTLAP	69.1	1:03.985	65.7	31.028	83.4	2:26.211		59.91	34.823	09:02:39.105
2 -	42.603	79.5	1:01.181	67.6	29.472	102.2	2:13.256		65.73	21.868	09:04:52.361
3 -	38.374	81.4	53.431	64.0	27.775	105.8	1:59.580		73.25	8.192	09:06:51.941
4 -	36.881	75.4	53.090	69.5	27.079	112.5	1:57.050		74.83	5.662	09:08:48.991
5 -	35.737	85.9	50.700	68.2	27.069	115.7	1:53.506	**(3)**	77.17	2.118	09:10:42.497
6 -	35.195	87.8	***49.701***	***72.7***	***26.492***	114.1	***1:51.388***	**(1)**	***78.64***		***09:12:33.885***
7 -	35.685	87.6	50.650	69.3	26.566	***115.9***	1:52.901	**(2)**	77.58	1.513	09:14:26.786

Weather / Track : Cloudy / Dry

Brands Hatch GP: 2.4332 miles
Date: 09/07/2022 Start: 09:00 Finish: 09:30

HSCC Thundersports Series

QUALIFYING - RACE 1 - BEST SECTORS

	SECTOR 1			SECTOR 2			SECTOR 3			IDEAL / BEST COMPARISON					
POS	NO	NAME	TIME	NO	NAME	TIME	NO	NAME	TIME	POS	NO	NAME	IDEAL	BEST	DIFF
												PERFECT LAP	1:28.896		
1	60	BURTON	28.406	60	BURTON	39.469	60	BURTON	21.021	1	60	BURTON	1:28.896	1:28.926	0.030
2	89	BRIGGS	28.676	89	BRIGGS	40.014	89	BRIGGS	21.371	2	89	BRIGGS	1:30.061	1:30.567	0.506
3	14	SPIERS	29.325	9	WATTS	40.192	9	WATTS	21.885	3	9	WATTS	1:31.487	1:31.826	0.339
4	9	WATTS	29.410	21	PARKER	40.576	21	PARKER	21.900	4	21	PARKER	1:31.939	1:32.458	0.519
5	21	PARKER	29.463	14	SPIERS	41.056	14	SPIERS	21.963	5	14	SPIERS	1:32.344	1:32.474	0.130
6	31	FURST	29.930	31	FURST	41.563	31	FURST	22.001	6	31	FURST	1:33.494	1:33.920	0.426
7	22	POLLARD	30.142	22	POLLARD	42.494	3	BRADLEY / DODKIN	22.390	7	22	POLLARD	1:35.592	1:35.968	0.376
8	3	BRADLEY / DODKIN	30.809	3	BRADLEY / DODKIN	42.616	22	POLLARD	22.956	8	3	BRADLEY / DODKINS	1:35.815	1:35.979	0.164
9	37	SCHRYVER	30.966	37	SCHRYVER	44.423	16	ALBOROUGH	23.809	9	37	SCHRYVER	1:39.444	1:39.532	0.088
10	25	TOBLER	31.258	25	TOBLER	44.968	37	SCHRYVER	24.055	10	25	TOBLER	1:41.055	1:42.081	1.026
11	16	ALBOROUGH	32.599	72	PRICE	45.533	72	PRICE	24.574	11	16	ALBOROUGH	1:42.113	1:43.047	0.934
12	72	PRICE	32.608	16	ALBOROUGH	45.705	25	TOBLER	24.829	12	72	PRICE	1:42.715	1:42.715	0.000
13	26	DOUGLAS	33.600	26	DOUGLAS	48.927	26	DOUGLAS	25.734	13	26	DOUGLAS	1:48.261	1:49.426	1.165
14	7	SPOONER	34.639	7	SPOONER	49.701	7	SPOONER	26.492	14	7	SPOONER	1:50.832	1:51.388	0.556
15										15	12	ALLEN		1:36.253	

Weather / Track : Cloudy / Dry

Brands Hatch GP: 2.4332 miles
Date: 09/07/2022 Start: 09:00 Finish: 09:30

Results can be found at www.tsl-timing.com

Printed - 09:35 Saturday, 09 July 2022

HSCC Thundersports Series

QUALIFYING - RACE 1 - BEST SPEEDS

	INTERMEDIATE 1			INTERMEDIATE 2			FINISH LINE		
POS	NO	NAME	MPH	NO	NAME	MPH	NO	NAME	MPH
1	**89**	BRIGGS	**112.5**	**89**	BRIGGS	**101.9**	**89**	BRIGGS	**160.9**
2	**60**	BURTON	**111.1**	**14**	SPIERS	**99.5**	**3**	BRADLEY / DODKINS	**145.5**
3	**3**	BRADLEY / DODKINS	**110.9**	**9**	WATTS	**96.2**	**60**	BURTON	**135.5**
4	**22**	POLLARD	**110.5**	**60**	BURTON	**96.1**	**9**	WATTS	**134.2**
5	**9**	WATTS	**110.1**	**21**	PARKER	**92.8**	**21**	PARKER	**133.6**
6	**21**	PARKER	**108.9**	**31**	FURST	**90.8**	**22**	POLLARD	**132.1**
7	**14**	SPIERS	**107.7**	**22**	POLLARD	**89.8**	**31**	FURST	**130.8**
8	**31**	FURST	**103.0**	**3**	BRADLEY / DODKINS	**87.6**	**14**	SPIERS	**129.0**
9	**37**	SCHRYVER	**96.2**	**37**	SCHRYVER	**87.4**	**16**	ALBOROUGH	**120.9**
10	**72**	PRICE	**95.5**	**16**	ALBOROUGH	**85.4**	**72**	PRICE	**116.1**
11	**16**	ALBOROUGH	**94.3**	**25**	TOBLER	**83.5**	**7**	SPOONER	**115.9**
12	**25**	TOBLER	**91.6**	**72**	PRICE	**80.6**	**26**	DOUGLAS	**114.7**
13	**26**	DOUGLAS	**91.4**	**26**	DOUGLAS	**74.8**	**37**	SCHRYVER	**113.5**
14	**7**	SPOONER	**89.8**	**7**	SPOONER	**72.7**	**25**	TOBLER	**110.7**
15									

Weather / Track : Cloudy / Dry

Brands Hatch GP: 2.4332 miles
Date: 09/07/2022 Start: 09:00 Finish: 09:30

Results can be found at www.tsl-timing.com

Printed - 09:35 Saturday, 09 July 2022

HSCC Thundersports Series

QUALIFYING - RACE 1 - STATISTICS

Competitors Started	15
Planned Start	2022-07-09 @ 09:00:00.000
Actual Start	2022-07-09 @ 09:00:00.652
Finish Time	2022-07-09 @ 09:30:01.978
Track Length	2.4332mi.
Total Laps	174
Total Distance Covered	423.3923mi.

Session Fastest Lap History

NO	CL	NAME	LAP TIME	TIME OF DAY	LAP	VEHICLE
37	S20	**Will SCHRYVER**	**1:42.285**	09:03:35.591	2	Royale RP37
89	SP2	**Warren BRIGGS**	**1:34.711**	09:03:38.397	2	Mclaren M8E
89	SP2	**Warren BRIGGS**	**1:33.570**	09:05:11.968	3	Mclaren M8E
89	SP2	**Warren BRIGGS**	**1:33.029**	09:06:44.997	4	Mclaren M8E
89	SP2	**Warren BRIGGS**	**1:32.624**	09:08:17.621	5	Mclaren M8E
60	SP3	**John BURTON**	**1:32.014**	09:10:11.961	5	Chevron B26
60	SP3	**John BURTON**	**1:31.124**	09:11:43.026	6	Chevron B26
60	SP3	**John BURTON**	**1:29.313**	09:13:12.398	7	Chevron B26
60	SP3	**John BURTON**	**1:28.926**	09:14:41.324	8	Chevron B26

Flag History

TYPE	TIME OF DAY
GREEN	09:00:00.652
FINISH	09:30:01.978

Flag Statistics

TYPE	COUNT	TOTAL LAPS	TOTAL TIME
Green	1	18	31:44.258
Red	0	0	0.000
Safety Car	0	0	0.000
FCY	0	0	0.000

Weather / Track : Cloudy / Dry

Brands Hatch GP: 2.4332 miles
Date: 09/07/2022 Start: 09:00 Finish: 09:30

HSCC Thundersports Series

QUALIFYING - RACE 1 - STATISTICS

CLASS : S20

2 Starters

Fastest Lap History

NO	NAME	LAP TIME	TIME OF DAY	LAP	VEHICLE
37	**Will SCHRYVER**	**1:42.285**	09:03:35.591	2	Royale RP37
37	**Will SCHRYVER**	**1:41.193**	09:05:16.782	3	Royale RP37
37	**Will SCHRYVER**	**1:41.057**	09:06:57.841	4	Royale RP37
37	**Will SCHRYVER**	**1:40.593**	09:10:20.691	6	Royale RP37
37	**Will SCHRYVER**	**1:39.570**	09:12:00.262	7	Royale RP37
37	**Will SCHRYVER**	**1:39.532**	09:13:39.794	8	Royale RP37

Weather / Track : Cloudy / Dry

Brands Hatch GP: 2.4332 miles
Date: 09/07/2022 Start: 09:00 Finish: 09:30

HSCC Thundersports Series

QUALIFYING - RACE 1 - STATISTICS

CLASS : SP1

4 Starters

Fastest Lap History

NO	NAME	LAP TIME	TIME OF DAY	LAP	VEHICLE
72	**Hugh PRICE**	**1:53.884**	09:04:33.214	2	Chevron B16
31	**Gary FURST**	**1:50.793**	09:04:33.525	2	Lola T212
12	**Paul ALLEN**	**1:43.718**	09:04:45.104	1	Lola T212
12	**Paul ALLEN**	**1:38.589**	09:06:23.693	2	Lola T212
31	**Gary FURST**	**1:38.480**	09:07:57.930	4	Lola T212
12	**Paul ALLEN**	**1:38.025**	09:08:01.718	3	Lola T212
31	**Gary FURST**	**1:34.982**	09:09:32.913	5	Lola T212
31	**Gary FURST**	**1:34.142**	09:11:07.054	6	Lola T212
31	**Gary FURST**	**1:34.078**	09:20:13.105	11	Lola T212
31	**Gary FURST**	**1:34.063**	09:24:58.708	14	Lola T212
31	**Gary FURST**	**1:33.920**	09:26:32.628	15	Lola T212

Weather / Track : Cloudy / Dry

Brands Hatch GP: 2.4332 miles
Date: 09/07/2022 Start: 09:00 Finish: 09:30

HSCC Thundersports Series

QUALIFYING - RACE 1 - STATISTICS

CLASS : SP2

2 Starters

Fastest Lap History

NO	NAME	LAP TIME	TIME OF DAY	LAP	VEHICLE
89	**Warren BRIGGS**	**1:34.711**	09:03:38.397	2	Mclaren M8E
89	**Warren BRIGGS**	**1:33.570**	09:05:11.968	3	Mclaren M8E
89	**Warren BRIGGS**	**1:33.029**	09:06:44.997	4	Mclaren M8E
89	**Warren BRIGGS**	**1:32.624**	09:08:17.621	5	Mclaren M8E
89	**Warren BRIGGS**	**1:32.206**	09:18:08.191	9	Mclaren M8E
89	**Warren BRIGGS**	**1:30.581**	09:24:26.746	13	Mclaren M8E
89	**Warren BRIGGS**	**1:30.567**	09:25:57.314	14	Mclaren M8E

Weather / Track : Cloudy / Dry

Brands Hatch GP: 2.4332 miles
Date: 09/07/2022 Start: 09:00 Finish: 09:30

HSCC Thundersports Series

QUALIFYING - RACE 1 - STATISTICS

CLASS : SP3

6 Starters

Fastest Lap History

NO	NAME	LAP TIME	TIME OF DAY	LAP	VEHICLE
60	**John BURTON**	**1:37.983**	09:03:39.594	2	Chevron B26
21	**Robert PARKER**	**1:36.653**	09:05:19.882	3	Osella PA5
14	**John SPIERS**	**1:36.622**	09:05:25.400	3	Osella PA3
21	**Robert PARKER**	**1:36.360**	09:06:56.249	4	Osella PA5
14	**John SPIERS**	**1:35.812**	09:07:01.212	4	Osella PA3
9	**Simon WATTS**	**1:34.324**	09:09:06.053	5	Chevron B26
21	**Robert PARKER**	**1:33.823**	09:10:09.248	6	Osella PA5
60	**John BURTON**	**1:32.014**	09:10:11.961	5	Chevron B26
60	**John BURTON**	**1:31.124**	09:11:43.026	6	Chevron B26
60	**John BURTON**	**1:29.313**	09:13:12.398	7	Chevron B26
60	**John BURTON**	**1:28.926**	09:14:41.324	8	Chevron B26

Weather / Track : Cloudy / Dry

Brands Hatch GP: 2.4332 miles
Date: 09/07/2022 Start: 09:00 Finish: 09:30

HSCC Thundersports Series

QUALIFYING - RACE 1 - STATISTICS

CLASS : GT2

1 Starters

Fastest Lap History

NO	NAME	LAP TIME	TIME OF DAY	LAP	VEHICLE
7	**Howard SPOONER**	**2:13.256**	09:04:52.375	2	BMW Alpina
7	**Howard SPOONER**	**1:59.580**	09:06:51.954	3	BMW Alpina
7	**Howard SPOONER**	**1:57.050**	09:08:49.003	4	BMW Alpina
7	**Howard SPOONER**	**1:53.506**	09:10:42.508	5	BMW Alpina
7	**Howard SPOONER**	**1:51.388**	09:12:33.896	6	BMW Alpina

Weather / Track : Cloudy / Dry

Brands Hatch GP: 2.4332 miles
Date: 09/07/2022 Start: 09:00 Finish: 09:30

Sheet No:	Issue Time:

HSCC Thundersports Series

RACE 1 - GRID (30 minutes) - AMENDED

ROW 8	15	53	Michiel CAMPAGNE			
ROW 7	13	16	David ALBOROUGH (1:43.047)	14	26	George DOUGLAS (1:49.426)
ROW 6	11	25	Juerg TOBLER (1:42.081)	12	72	Hugh PRICE (1:42.715)
ROW 5	9	12	Paul ALLEN (1:36.253)	10	37	Will SCHRYVER (1:39.532)
ROW 4	7	22	Gwyn POLLARD (1:35.968)	8	3	Frank BRADLEY (1:35.979)
ROW 3	5	14	John SPIERS (1:32.474)	6	31	Gary FURST (1:33.920)
ROW 2	3	9	Simon WATTS (1:31.826)	4	21	Robert PARKER (1:32.458)
ROW 1	1	60	John BURTON (1:28.926) **Pole**	2	89	Warren BRIGGS (1:30.567)

Car 53 allowed to start from the back of the grid. Car 7 withdrawn.

Brands Hatch GP: 2.4332 miles

These results are provisional until the conclusion of any judicial and technical matters.

Clerk Of Course : Julian Floyd	Stewards :	Timekeeper : Nick Palmer

Sheet No:	Issue Time:

HSCC Thundersports Series

RACE 1 - GRID (30 minutes)

ROW 8	15	7	Howard SPOONER	1:51.388		
ROW 7	13	16	David ALBOROUGH	1:43.047	14	26	George DOUGLAS	1:49.426
ROW 6	11	25	Juerg TOBLER	1:42.081	12	72	Hugh PRICE	1:42.715
ROW 5	9	12	Paul ALLEN	1:36.253	10	37	Will SCHRYVER	1:39.532
ROW 4	7	22	Gwyn POLLARD	1:35.968	8	3	Frank BRADLEY	1:35.979
ROW 3	5	14	John SPIERS	1:32.474	6	31	Gary FURST	1:33.920
ROW 2	3	9	Simon WATTS	1:31.826	4	21	Robert PARKER	1:32.458
ROW 1	1	60	John BURTON	1:28.926	2	89	Warren BRIGGS	1:30.567
			Pole					

Brands Hatch GP: 2.4332 miles

These results are provisional until the conclusion of any judicial and technical matters.

Clerk Of Course : Julian Floyd	Stewards :	Timekeeper : Nick Palmer

Results can be found at www.tsl-timing.com

Printed - 09:37 Saturday, 09 July 2022

Sheet No:	Issue Time:

HSCC Thundersports Series

RACE 1 - CLASSIFICATION

POS	NO	CL	PIC	NAME	ENTRY	LAPS	TIME	GAP	DIFF	MPH	BEST	ON
1	**60**	SP3	1	John BURTON	Chevron B26	**20**	30:29.573			95.75	**1:29.153**	5
2	**9**	SP3	2	Simon WATTS	Chevron B26	**20**	31:31.849	**1:02.276**	1:02.276	92.60	**1:33.411**	4
3	**14**	SP3	3	John SPIERS	Osella PA3	**20**	31:32.367	**1:02.794**	0.518	92.58	**1:32.926**	13
4	**31**	SP1	1	Gary FURST	Lola T212	**20**	31:44.644	**1:15.071**	12.277	91.98	**1:33.001**	3
5	**21**	SP3	4	Robert PARKER	Osella PA5	**20**	31:55.229	**1:25.656**	10.585	91.47	**1:34.366**	2
6	**22**	SP3	5	Gwyn POLLARD	Royale RP6/17	**19**	30:40.034	**1 Lap**	1 Lap	90.45	**1:35.462**	3
7	**16**	SP3	6	David ALBOROUGH	Osella PA2	**19**	31:21.386	**1 Lap**	41.352	88.46	**1:35.701**	17
8	**37**	S20	1	Will SCHRYVER	Royale RP37	**19**	32:04.644	**1 Lap**	43.258	86.47	**1:39.942**	8
9	**53***	SP2	1	Michiel CAMPAGNE	McLaren M8F	**18**	30:37.212	**2 Laps**	1 Lap	85.82	**1:39.098**	16
10	**72**	SP1	2	Hugh PRICE	Chevron B16	**18**	32:02.778	**2 Laps**	1:25.566	82.00	**1:44.415**	2
11	**25**	S20	2	Juerg TOBLER	Royale S2000M	**17**	31:07.966	**3 Laps**	1 Lap	79.72	**1:43.148**	13
12	**26**	SP1	3	George DOUGLAS	Martin BM9	**16**	30:37.529	**4 Laps**	1 Lap	76.27	**1:49.061**	2
					NOT CLASSIFIED							
DNF	**12**	SP1		Paul ALLEN	Lola T212	**18**	29:04.544	**2 Laps**	0.000	90.38	**1:35.537**	11
DNF	**89**	SP2		Warren BRIGGS	Mclaren M8E	**12**	18:25.892	**8 Laps**	6 Laps	95.05	**1:29.801**	4
DNF	**3**	SP2		Frank BRADLEY	March 717	**5**	8:00.458	**15 Laps**	7 Laps	91.16	**1:33.319**	5

FASTEST LAP

60	SP3	John BURTON	Chevron B26	**5**	1:29.153	98.25 mph	158.12 kph
89	SP2	Warren BRIGGS	Mclaren M8E	**4**	1:29.801	97.54 mph	156.98 kph
31	SP1	Gary FURST	Lola T212	**3**	1:33.001	94.19 mph	151.58 kph
37	S20	Will SCHRYVER	Royale RP37	**8**	1:39.942	87.64 mph	141.05 kph

***Car 53 requires a working transponder - Regulation Q12.8.1 refers.**

Race Distance: 20 Laps / 48.66 miles
Brands Hatch GP: 2.4332 miles
Date: 09/07/2022 Start: 13:34 Finish: 14:05

Weather / Track : Bright / Dry
These results are provisional until the conclusion of any judicial and technical matters.

Clerk Of Course : Julian Floyd	Stewards :	Timekeeper : Nick Palmer

HSCC Thundersports Series

RACE 1 - LAP CHART

LAP 1		@ 13:36:09.032
NO	BEHIND	LAP TIME
60		1:36.579
89	0.610	1:37.189
9	2.267	1:38.846
21	3.721	1:40.300
31	4.658	1:41.237
14	5.711	1:42.290
12	6.550	1:43.129
22	7.712	1:44.291
3	7.870	1:44.449
37	10.411	1:46.990
16	12.367	1:48.946
53	14.256	1:50.835
25	14.493	1:51.072
72	17.022	1:53.601
26	18.768	1:55.347

LAP 2		@ 13:37:39.735
NO	BEHIND	LAP TIME
60		1:30.703
89	1.069	1:31.162
9	5.253	1:33.689
21	7.384	1:34.366
31	7.705	1:33.750
14	9.454	1:34.446
3	11.216	1:34.049
12	12.839	1:36.992
22	13.737	1:36.728
37	20.482	1:40.774
16	20.613	1:38.949
53	23.586	1:40.033
25	30.278	1:46.488
72	30.734	1:44.415
26	37.126	1:49.061

LAP 3		@ 13:39:09.763
NO	BEHIND	LAP TIME
60		1:30.028
89	0.964	1:29.923
9	8.950	1:33.725
31	10.678	1:33.001
21	14.444	1:37.088
3	14.632	1:33.444
14	14.693	1:35.267
12	18.670	1:35.859
22	19.171	1:35.462
16	29.047	1:38.462
37	32.150	1:41.696
53	34.104	1:40.546
25	44.379	1:44.129
72	45.136	1:44.430
26	1:00.957	1:53.859

LAP 4		@ 13:40:39.677
NO	BEHIND	LAP TIME
60		1:29.914
89	0.851	1:29.801
9	12.447	1:33.411
31	14.258	1:33.494
3	19.915	1:35.197
21	21.353	1:36.823
14	21.780	1:37.001
12	25.263	1:36.507
22	25.621	1:36.364
16	39.567	1:40.434
37	42.607	1:40.371
53	45.024	1:40.834
25	59.240	1:44.775
72	59.975	1:44.753
26	1:23.027	1:51.984

LAP 5		@ 13:42:08.830
NO	BEHIND	LAP TIME
60		1:29.153
89	1.559	1:29.861
9	17.236	1:33.942
31	19.257	1:34.152
3	24.081	1:33.319
14	26.269	1:33.642
21	27.171	1:34.971
22	32.167	1:35.699
12	33.262	1:37.152
16	49.444	1:39.030
37	54.709	1:41.255
53	57.907	1:42.036
25	1:13.380	1:43.293
72	1:15.380	1:44.558

Weather / Track : Bright / Dry

Brands Hatch GP: 2.4332 miles
Date: 09/07/2022 Start: 13:34 Finish: 14:05

HSCC Thundersports Series

RACE 1 - LAP CHART

LAP 6		@ 13:43:39.498
NO	BEHIND	LAP TIME
60		1:30.668
89	1.077	1:30.186
26	1 Lap	1:56.100
9	20.498	1:33.930
31	22.805	1:34.216
14	29.322	1:33.721
21	32.493	1:35.990
22	38.021	1:36.522
12	38.986	1:36.392
16	1:01.423	1:42.647
37	1:04.889	1:40.848
53	1:08.717	1:41.478
25	1:26.979	1:44.267

LAP 7		@ 13:45:09.425
NO	BEHIND	LAP TIME
60		1:29.927
72	1 Lap	1:45.790
89	2.203	1:31.053
9	25.231	1:34.660
31	26.584	1:33.706
14	34.171	1:34.776
21	39.082	1:36.516
22	43.691	1:35.597
12	45.290	1:36.231
26	1 Lap	1:57.939
16	1:10.698	1:39.202
37	1:15.838	1:40.876
53	1:19.982	1:41.192

LAP 8		@ 13:46:39.943
NO	BEHIND	LAP TIME
60		1:30.518
89	2.850	1:31.165
25	1 Lap	1:44.002
72	1 Lap	1:46.853
9	28.605	1:33.892
31	30.094	1:34.028
14	36.976	1:33.323
21	44.014	1:35.450
22	49.838	1:36.665
12	51.631	1:36.859
26	1 Lap	1:52.059
16	1:18.145	1:37.965
37	1:25.262	1:39.942

LAP 9		@ 13:48:10.382
NO	BEHIND	LAP TIME
60		1:30.439
53	1 Lap	1:44.718
89	5.197	1:32.786
25	1 Lap	1:43.232
72	1 Lap	1:45.412
9	32.042	1:33.876
31	34.243	1:34.588
14	41.096	1:34.559
21	49.725	1:36.150
22	55.800	1:36.401
12	57.519	1:36.327
16	1:25.609	1:37.903

LAP 10		@ 13:49:41.729
NO	BEHIND	LAP TIME
60		1:31.347
26	2 Laps	1:56.973
37	1 Lap	1:40.923
89	6.879	1:33.029
53	1 Lap	1:42.237
9	34.164	1:33.469
25	1 Lap	1:43.505
31	37.169	1:34.273
14	43.115	1:33.366
72	1 Lap	1:47.032
21	53.346	1:34.968
22	1:00.785	1:36.332
12	1:01.891	1:35.719

Weather / Track : Bright / Dry

Brands Hatch GP: 2.4332 miles
Date: 09/07/2022 Start: 13:34 Finish: 14:05

HSCC Thundersports Series

RACE 1 - LAP CHART

LAP 11 @ 13:51:12.892		
NO	BEHIND	LAP TIME
60		1:31.163
16	1 Lap	1:38.383
89	9.904	1:34.188
37	1 Lap	1:39.990
53	1 Lap	1:44.064
26	2 Laps	1:57.861
9	36.813	1:33.812
31	40.823	1:34.817
14	45.475	1:33.523
21	57.601	1:35.418
72	1 Lap	1:45.578
22	1:05.905	1:36.283
12	1:06.265	1:35.537

LAP 12 @ 13:52:44.682		
NO	BEHIND	LAP TIME
60		1:31.790
16	1 Lap	1:36.811
89	13.663	1:35.549
37	1 Lap	1:39.996
53	1 Lap	1:41.363
25	2 Laps	3:05.283 **P**
9	39.207	1:34.184
31	44.712	1:35.679
14	48.169	1:34.484
26	2 Laps	1:55.000
21	1:00.221	1:34.410
12	1:11.087	1:36.612
22	1:11.503	1:37.388
72	1 Lap	1:46.321

LAP 13 @ 13:54:16.365		
NO	BEHIND	LAP TIME
60		1:31.683
16	1 Lap	1:36.509
37	1 Lap	1:40.332
9	41.612	1:34.088
53	1 Lap	1:42.530
31	48.407	1:35.378
14	49.412	1:32.926
25	2 Laps	1:49.463
21	1:03.058	1:34.520
12	1:15.743	1:36.339
22	1:16.126	1:36.306
26	2 Laps	1:54.250

LAP 14 @ 13:55:47.574		
NO	BEHIND	LAP TIME
60		1:31.209
72	2 Laps	1:46.538
16	1 Lap	1:37.225
37	1 Lap	1:40.749
9	43.951	1:33.548
31	53.125	1:35.927
14	53.410	1:35.207
53	1 Lap	1:42.311
21	1:06.793	1:34.944
25	2 Laps	1:45.168
22	1:21.392	1:36.475
12	1:22.534	1:38.000

LAP 15 @ 13:57:20.318		
NO	BEHIND	LAP TIME
60		1:32.744
26	3 Laps	1:57.539
72	2 Laps	1:46.334
16	1 Lap	1:36.648
9	45.882	1:34.675
37	1 Lap	1:41.589
31	54.337	1:33.956
14	54.637	1:33.971
53	1 Lap	1:41.785
21	1:09.484	1:35.435
25	2 Laps	1:43.148
22	1:24.388	1:35.740
12	1:26.192	1:36.402

Weather / Track : Bright / Dry

Brands Hatch GP: 2.4332 miles
Date: 09/07/2022 Start: 13:34 Finish: 14:05

HSCC Thundersports Series

RACE 1 - LAP CHART

LAP 16 @ 13:58:53.880		
NO	BEHIND	LAP TIME
60		1:33.562
16	1 Lap	1:39.806
72	2 Laps	1:50.143
26	3 Laps	1:57.381
9	46.186	1:33.866
14	54.648	1:33.573
37	1 Lap	1:40.359
31	55.421	1:34.646
21	1:10.586	1:34.664
53	1 Lap	1:41.030
22	1:27.612	1:36.786
12	1:28.862	1:36.232

LAP 17 @ 14:00:24.552		
NO	BEHIND	LAP TIME
60		1:30.672
25	3 Laps	1:44.852
16	1 Lap	1:36.883
72	2 Laps	1:45.943
9	50.171	1:34.657
26	3 Laps	1:52.109
14	57.608	1:33.632
31	59.770	1:35.021
37	1 Lap	1:40.854
21	1:15.355	1:35.441
53	1 Lap	1:39.098

LAP 18 @ 14:01:56.095		
NO	BEHIND	LAP TIME
60		1:31.543
22	1 Lap	1:37.168
12	1 Lap	1:36.943
25	3 Laps	1:43.777
16	1 Lap	1:35.701
9	53.713	1:35.085
14	59.535	1:33.470
72	2 Laps	1:46.514
31	1:04.174	1:35.947
37	1 Lap	1:40.855
21	1:18.363	1:34.551
26	3 Laps	1:55.165

LAP 19 @ 14:03:28.226		
NO	BEHIND	LAP TIME
60		1:32.131
53	2 Laps	1:40.242
22	1 Lap	1:35.488
12	1 Lap	1:37.312
25	3 Laps	1:43.834
16	1 Lap	1:36.545
9	58.074	1:36.492
14	1:01.763	1:34.359
31	1:09.084	1:37.041
72	2 Laps	1:48.869
21	1:21.700	1:35.468
37	1 Lap	1:42.215

LAP 20 @ 14:05:02.026		
NO	BEHIND	LAP TIME
60		1:33.800
53	2 Laps	1:40.880
26	4 Laps	1:54.902
22	1 Lap	1:38.339
25	3 Laps	1:47.678
16	1 Lap	1:43.337
9	1:02.276	1:38.002
14	1:02.794	1:34.831
31	1:15.071	1:39.787
21	1:25.656	1:37.756
72	2 Laps	1:49.694
37	1 Lap	1:44.030

Weather / Track : Bright / Dry

Brands Hatch GP: 2.4332 miles
Date: 09/07/2022 Start: 13:34 Finish: 14:05

HSCC Thundersports Series

RACE 1 - SECTOR ANALYSIS

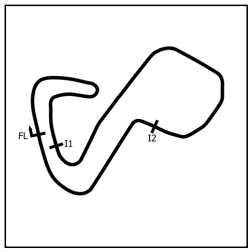

SECTOR 1 = FL to I1, SECTOR 2 = I1 to I2, SECTOR 3 = I2 to FL, DIFF = Difference To Personal Best Lap, P = Crossed Finish Line in Pit Lane, D = Time Disallowed

P1 60 SP3 John BURTON Chevron B26

IDEAL LAP TIME : 1:29.101 BEST LAP TIME : 1:29.153 DIFFERENCE : 0.052

LAP	SECTOR 1		SECTOR 2		SECTOR 3		LAP TIME	MPH	DIFF	TIME OF DAY
1 -		102.2	41.590	86.2	21.921	133.1	1:36.579	90.70	7.426	13:36:09.032
2 -	29.216	108.4	40.191	92.9	21.296	134.7	1:30.703	96.57	1.550	13:37:39.735
3 -	28.833	109.4	40.016	88.8	21.179	134.4	1:30.028	97.30	0.875	13:39:09.763
4 -	28.597	110.7	39.992	90.5	21.325	133.9	1:29.914 **(2)**	97.42	0.761	13:40:39.677
5 -	***28.522***	111.2	39.498	90.4	***21.133***	134.4	***1:29.153*** **(1)**	***98.25***		***13:42:08.830***
6 -	29.923	107.7	***39.446***	92.5	21.299	134.4	1:30.668	96.61	1.515	13:43:39.498
7 -	28.560	***111.4***	39.827	87.2	21.540	130.5	1:29.927 **(3)**	97.41	0.774	13:45:09.425
8 -	29.307	110.7	39.915	***94.5***	21.296	134.2	1:30.518	96.77	1.365	13:46:39.943
9 -	28.585	***111.4***	40.165	87.0	21.689	132.6	1:30.439	96.85	1.286	13:48:10.382
10 -	28.985	109.6	40.376	83.9	21.986	133.6	1:31.347	95.89	2.194	13:49:41.729
11 -	29.059	109.2	40.336	85.8	21.768	132.8	1:31.163	96.08	2.010	13:51:12.892
12 -	29.056	110.3	40.915	84.4	21.819	133.1	1:31.790	95.43	2.637	13:52:44.682
13 -	29.364	108.0	40.410	86.2	21.909	131.8	1:31.683	95.54	2.530	13:54:16.365
14 -	29.310	109.8	40.275	90.3	21.624	133.1	1:31.209	96.04	2.056	13:55:47.574
15 -	29.199	106.0	41.822	86.7	21.723	133.4	1:32.744	94.45	3.591	13:57:20.318
16 -	29.224	108.4	42.661	86.3	21.677	133.9	1:33.562	93.62	4.409	13:58:53.880
17 -	29.154	109.8	40.029	87.7	21.489	***135.0***	1:30.672	96.61	1.519	14:00:24.552
18 -	29.223	110.3	40.560	84.2	21.760	134.2	1:31.543	95.69	2.390	14:01:56.095
19 -	29.610	107.0	40.602	94.1	21.919	133.1	1:32.131	95.08	2.978	14:03:28.226
20 -	29.829	100.3	42.163	86.2	21.808	133.6	1:33.800	93.38	4.647	14:05:02.026

P2 9 SP3 Simon WATTS Chevron B26

IDEAL LAP TIME : 1:32.701 BEST LAP TIME : 1:33.411 DIFFERENCE : 0.710

LAP	SECTOR 1		SECTOR 2		SECTOR 3		LAP TIME	MPH	DIFF	TIME OF DAY
1 -		106.5	42.062	89.5	22.387	132.3	1:38.846	88.62	5.435	13:36:11.299
2 -	29.951	106.0	41.603	95.1	22.135	133.1	1:33.689	93.49	0.278	13:37:44.988
3 -	30.139	101.2	41.387	90.1	22.199	133.9	1:33.725	93.46	0.314	13:39:18.713
4 -	29.973	105.6	41.303	89.3	22.135	133.6	***1:33.411*** **(1)**	***93.77***		***13:40:52.124***
5 -	30.280	107.3	41.436	88.8	22.226	133.6	1:33.942	93.24	0.531	13:42:26.066
6 -	30.051	104.0	41.551	91.9	22.328	***134.4***	1:33.930	93.25	0.519	13:43:59.996
7 -	30.397	104.8	41.706	91.3	22.557	133.4	1:34.660	92.54	1.249	13:45:34.656
8 -	30.703	100.1	***40.814***	89.9	22.375	133.4	1:33.892	93.29	0.481	13:47:08.548
9 -	29.842	105.0	41.296	89.9	22.738	133.9	1:33.876	93.31	0.465	13:48:42.424
10 -	29.898	109.4	41.006	89.3	22.565	133.1	1:33.469 **(2)**	93.71	0.058	13:50:15.893
11 -	30.648	104.5	41.074	92.3	***22.090***	133.9	1:33.812	93.37	0.401	13:51:49.705
12 -	30.125	103.2	41.861	***95.3***	22.198	133.6	1:34.184	93.00	0.773	13:53:23.889
13 -	30.377	108.2	41.347	85.5	22.364	132.6	1:34.088	93.10	0.677	13:54:57.977
14 -	30.099	109.4	41.106	88.1	22.343	132.3	1:33.548 **(3)**	93.64	0.137	13:56:31.525
15 -	***29.797***	107.5	42.135	93.5	22.743	132.8	1:34.675	92.52	1.264	13:58:06.200
16 -	30.089	***109.6***	41.136	89.5	22.641	132.8	1:33.866	93.32	0.455	13:59:40.066
17 -	30.181	108.4	42.072	88.4	22.404	132.6	1:34.657	92.54	1.246	14:01:14.723
18 -	30.321	105.3	42.231	88.4	22.533	132.3	1:35.085	92.12	1.674	14:02:49.808
19 -	30.483	106.1	42.871	85.0	23.138	132.3	1:36.492	90.78	3.081	14:04:26.300
20 -	30.763	102.6	42.472	87.3	24.767	114.9	1:38.002	89.38	4.591	14:06:04.302

Weather / Track : Bright / Dry

Brands Hatch GP: 2.4332 miles
Date: 09/07/2022 Start: 13:34 Finish: 14:05

HSCC Thundersports Series

RACE 1 - SECTOR ANALYSIS

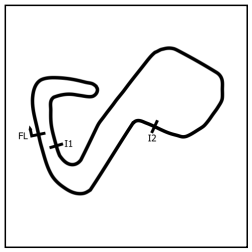

SECTOR 1 = FL to I1, SECTOR 2 = I1 to I2, SECTOR 3 = I2 to FL, DIFF = Difference To Personal Best Lap, P = Crossed Finish Line in Pit Lane, D = Time Disallowed

P3 14 SP3 John SPIERS Osella PA3

IDEAL LAP TIME : 1:32.522 BEST LAP TIME : 1:32.926 DIFFERENCE : 0.404

LAP	SECTOR 1		SECTOR 2		SECTOR 3		LAP TIME		MPH	DIFF	TIME OF DAY
1 -		93.5	43.739	93.0	22.633	129.0	1:42.290		85.63	9.364	13:36:14.743
2 -	29.917	104.3	42.367	90.9	22.162	128.3	1:34.446		92.74	1.520	13:37:49.189
3 -	29.719	105.3	42.150	89.4	23.398	128.0	1:35.267		91.95	2.341	13:39:24.456
4 -	31.653	101.6	43.026	93.9	22.322	129.0	1:37.001		90.30	4.075	13:41:01.457
5 -	29.830	105.8	41.774	95.1	22.038	***130.0***	1:33.642		93.54	0.716	13:42:35.099
6 -	29.410	106.3	42.071	97.3	22.240	128.8	1:33.721		93.46	0.795	13:44:08.820
7 -	29.818	103.0	42.692	92.9	22.266	128.5	1:34.776		92.42	1.850	13:45:43.596
8 -	29.474	106.1	41.699	97.6	22.150	128.0	1:33.323	**(2)**	93.86	0.397	13:47:16.919
9 -	29.420	105.8	42.858	91.4	22.281	129.8	1:34.559		92.63	1.633	13:48:51.478
10 -	29.551	105.1	41.722	94.5	22.093	128.5	1:33.366	**(3)**	93.82	0.440	13:50:24.844
11 -	29.463	107.7	41.799	92.5	22.261	128.5	1:33.523		93.66	0.597	13:51:58.367
12 -	29.337	107.7	42.999	90.1	22.148	128.8	1:34.484		92.71	1.558	13:53:32.851
13 -	***29.302***	***108.0***	41.605	95.8	22.019	128.8	***1:32.926***	**(1)**	***94.26***		***13:55:05.777***
14 -	30.212	106.1	42.927	94.6	22.068	128.5	1:35.207		92.00	2.281	13:56:40.984
15 -	30.182	106.6	41.573	91.1	22.216	128.8	1:33.971		93.21	1.045	13:58:14.955
16 -	30.006	106.5	***41.276***	***99.4***	22.291	127.0	1:33.573		93.61	0.647	13:59:48.528
17 -	29.564	107.0	42.124	93.9	***21.944***	129.3	1:33.632		93.55	0.706	14:01:22.160
18 -	29.495	106.1	41.603	94.1	22.372	127.3	1:33.470		93.71	0.544	14:02:55.630
19 -	29.886	104.5	42.087	92.0	22.386	127.0	1:34.359		92.83	1.433	14:04:29.989
20 -	29.756	105.8	41.991	95.8	23.084	123.1	1:34.831		92.37	1.905	14:06:04.820

P4 31 SP1 Gary FURST Lola T212

IDEAL LAP TIME : 1:33.001 BEST LAP TIME : 1:33.001 DIFFERENCE : 0.000

LAP	SECTOR 1		SECTOR 2		SECTOR 3		LAP TIME		MPH	DIFF	TIME OF DAY
1 -		96.2	42.998	87.4	22.224	129.8	1:41.237		86.52	8.236	13:36:13.690
2 -	29.862	97.3	41.503	88.5	22.385	130.0	1:33.750		93.43	0.749	13:37:47.440
3 -	***29.742***	102.7	***41.468***	***91.6***	***21.791***	***132.1***	***1:33.001***	**(1)**	***94.19***		***13:39:20.441***
4 -	29.773	100.1	41.726	87.9	21.995	131.3	1:33.494	**(2)**	93.69	0.493	13:40:53.935
5 -	30.183	100.0	41.687	86.7	22.282	129.5	1:34.152		93.03	1.151	13:42:28.087
6 -	30.411	97.6	41.624	86.4	22.181	130.5	1:34.216		92.97	1.215	13:44:02.303
7 -	29.880	102.7	41.583	86.4	22.243	130.8	1:33.706	**(3)**	93.48	0.705	13:45:36.009
8 -	29.845	***105.8***	42.034	86.8	22.149	131.0	1:34.028		93.16	1.027	13:47:10.037
9 -	30.241	101.5	41.846	84.3	22.501	131.0	1:34.588		92.61	1.587	13:48:44.625
10 -	30.001	102.7	42.105	87.3	22.167	130.8	1:34.273		92.91	1.272	13:50:18.898
11 -	29.888	101.9	42.331	84.9	22.598	129.0	1:34.817		92.38	1.816	13:51:53.715
12 -	30.137	98.9	42.939	88.6	22.603	129.5	1:35.679		91.55	2.678	13:53:29.394
13 -	30.462	104.0	42.414	84.8	22.502	130.5	1:35.378		91.84	2.377	13:55:04.772
14 -	31.673	100.6	41.977	90.6	22.277	130.3	1:35.927		91.31	2.926	13:56:40.699
15 -	30.038	104.8	41.656	88.6	22.262	130.8	1:33.956		93.23	0.955	13:58:14.655
16 -	30.634	95.0	41.894	89.8	22.118	130.8	1:34.646		92.55	1.645	13:59:49.301
17 -	30.157	100.1	42.507	89.0	22.357	130.5	1:35.021		92.18	2.020	14:01:24.322
18 -	30.837	101.2	42.590	86.7	22.520	129.0	1:35.947		91.29	2.946	14:03:00.269
19 -	30.718	94.3	43.714	83.1	22.609	129.8	1:37.041		90.26	4.040	14:04:37.310
20 -	30.725	97.1	42.594	83.4	26.468	103.8	1:39.787		87.78	6.786	14:06:17.097

HSCC Thundersports Series

RACE 1 - SECTOR ANALYSIS

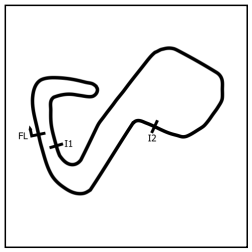

SECTOR 1 = FL to I1, SECTOR 2 = I1 to I2, SECTOR 3 = I2 to FL, DIFF = Difference To Personal Best Lap, P = Crossed Finish Line in Pit Lane, D = Time Disallowed

P5 21 SP3 Robert PARKER Osella PA5

IDEAL LAP TIME : 1:33.627 BEST LAP TIME : 1:34.366 DIFFERENCE : 0.739

LAP	SECTOR 1		SECTOR 2		SECTOR 3		LAP TIME		MPH	DIFF	TIME OF DAY
1 -		98.6	42.974	83.0	22.423	***133.6***	1:40.300		87.33	5.934	13:36:12.753
2 -	30.096	105.8	41.787	85.9	22.483	132.3	***1:34.366***	**(1)**	***92.82***		***13:37:47.119***
3 -	30.999	104.8	42.535	81.5	23.554	131.3	1:37.088		90.22	2.722	13:39:24.207
4 -	31.022	101.3	43.069	82.4	22.732	133.1	1:36.823		90.47	2.457	13:41:01.030
5 -	30.818	103.0	41.761	87.1	***22.392***	133.1	1:34.971		92.23	0.605	13:42:36.001
6 -	29.931	108.9	43.235	88.1	22.824	131.5	1:35.990		91.25	1.624	13:44:11.991
7 -	30.330	101.9	43.200	76.0	22.986	131.3	1:36.516		90.76	2.150	13:45:48.507
8 -	30.509	105.3	42.239	81.9	22.702	131.0	1:35.450		91.77	1.084	13:47:23.957
9 -	30.730	107.0	42.607	83.8	22.813	131.8	1:36.150		91.10	1.784	13:49:00.107
10 -	30.219	107.2	42.126	83.3	22.623	130.8	1:34.968		92.23	0.602	13:50:35.075
11 -	30.381	***109.4***	42.303	83.1	22.734	130.8	1:35.418		91.80	1.052	13:52:10.493
12 -	30.147	107.3	41.807	83.1	22.456	131.3	1:34.410	**(2)**	92.78	0.044	13:53:44.903
13 -	30.218	106.6	41.636	87.9	22.666	130.0	1:34.520	**(3)**	92.67	0.154	13:55:19.423
14 -	30.290	103.5	41.751	84.9	22.903	130.8	1:34.944		92.26	0.578	13:56:54.367
15 -	30.675	103.0	42.208	87.9	22.552	130.8	1:35.435		91.78	1.069	13:58:29.802
16 -	30.479	108.0	41.597	87.3	22.588	131.8	1:34.664		92.53	0.298	14:00:04.466
17 -	30.547	105.5	42.190	90.0	22.704	131.0	1:35.441		91.78	1.075	14:01:39.907
18 -	30.161	107.3	41.754	89.3	22.636	131.0	1:34.551		92.64	0.185	14:03:14.458
19 -	29.877	109.2	42.777	***92.6***	22.814	132.3	1:35.468		91.75	1.102	14:04:49.926
20 -	***29.874***	101.2	***41.361***	89.4	26.521	114.1	1:37.756		89.60	3.390	14:06:27.682

P6 22 SP3 Gwyn POLLARD Royale RP6/17

IDEAL LAP TIME : 1:35.094 BEST LAP TIME : 1:35.462 DIFFERENCE : 0.368

LAP	SECTOR 1		SECTOR 2		SECTOR 3		LAP TIME		MPH	DIFF	TIME OF DAY
1 -		93.0	45.098	82.0	23.118	133.1	1:44.291		83.99	8.829	13:36:16.744
2 -	31.027	107.5	43.031	88.8	22.670	134.7	1:36.728		90.56	1.266	13:37:53.472
3 -	30.460	107.0	42.442	***91.5***	***22.560***	***135.2***	***1:35.462***	**(1)**	***91.76***		***13:39:28.934***
4 -	30.695	105.6	42.974	89.3	22.695	***135.2***	1:36.364		90.90	0.902	13:41:05.298
5 -	30.591	106.8	42.410	87.3	22.698	133.4	1:35.699		91.53	0.237	13:42:40.997
6 -	30.310	109.6	43.493	85.4	22.719	133.1	1:36.522		90.75	1.060	13:44:17.519
7 -	30.324	106.5	***42.349***	85.7	22.924	133.4	1:35.597	**(3)**	91.63	0.135	13:45:53.116
8 -	30.962	109.6	42.896	85.7	22.807	132.6	1:36.665		90.62	1.203	13:47:29.781
9 -	30.538	110.7	43.023	86.3	22.840	132.6	1:36.401		90.86	0.939	13:49:06.182
10 -	30.883	109.1	42.740	84.4	22.709	133.1	1:36.332		90.93	0.870	13:50:42.514
11 -	30.215	***112.0***	43.226	85.3	22.842	132.6	1:36.283		90.98	0.821	13:52:18.797
12 -	31.329	107.7	43.372	86.3	22.687	134.2	1:37.388		89.94	1.926	13:53:56.185
13 -	30.657	106.5	42.704	88.7	22.945	129.3	1:36.306		90.95	0.844	13:55:32.491
14 -	30.495	111.8	43.235	86.8	22.745	132.6	1:36.475		90.79	1.013	13:57:08.966
15 -	30.535	111.2	42.576	85.4	22.629	133.6	1:35.740		91.49	0.278	13:58:44.706
16 -	30.584	108.4	43.251	83.6	22.951	131.8	1:36.786		90.50	1.324	14:00:21.492
17 -	30.744	108.9	43.696	86.9	22.728	133.6	1:37.168		90.15	1.706	14:01:58.660
18 -	***30.185***	111.4	42.534	85.5	22.769	134.2	1:35.488	**(2)**	91.73	0.026	14:03:34.148
19 -	30.940	102.6	44.063	84.2	23.336	128.5	1:38.339		89.07	2.877	14:05:12.487

HSCC Thundersports Series

RACE 1 - SECTOR ANALYSIS

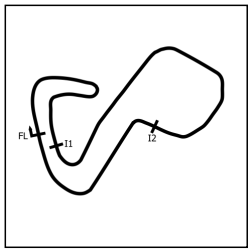

SECTOR 1 = FL to I1, SECTOR 2 = I1 to I2, SECTOR 3 = I2 to FL, DIFF = Difference To Personal Best Lap, P = Crossed Finish Line in Pit Lane, D = Time Disallowed

P7 16 SP3 David ALBOROUGH Osella PA2

IDEAL LAP TIME : 1:35.701 BEST LAP TIME : 1:35.701 DIFFERENCE : 0.000

LAP	SECTOR 1		SECTOR 2		SECTOR 3		LAP TIME	MPH	DIFF	TIME OF DAY
1 -		80.0	45.725	82.8	24.347	122.4	1:48.946	80.40	13.245	13:36:21.399
2 -	30.882	93.2	44.507	83.4	23.560	***124.7***	1:38.949	88.52	3.248	13:38:00.348
3 -	30.806	100.6	43.925	89.1	23.731	123.3	1:38.462	88.96	2.761	13:39:38.810
4 -	31.821	95.3	44.452	85.4	24.161	123.1	1:40.434	87.21	4.733	13:41:19.244
5 -	31.737	93.2	43.943	89.9	23.350	123.8	1:39.030	88.45	3.329	13:42:58.274
6 -	31.818	93.0	45.206	68.8	25.623	121.5	1:42.647	85.33	6.946	13:44:40.921
7 -	31.615	97.6	43.844	90.5	23.743	122.9	1:39.202	88.30	3.501	13:46:20.123
8 -	31.307	101.9	43.343	89.9	23.315	122.6	1:37.965	89.41	2.264	13:47:58.088
9 -	30.985	***102.1***	43.419	88.3	23.499	122.9	1:37.903	89.47	2.202	13:49:35.991
10 -	31.441	99.5	43.187	87.8	23.755	123.3	1:38.383	89.03	2.682	13:51:14.374
11 -	30.343	101.6	42.830	85.9	23.638	122.9	1:36.811	90.48	1.110	13:52:51.185
12 -	30.370	100.4	42.548	89.3	23.591	123.3	1:36.509 **(2)**	90.76	0.808	13:54:27.694
13 -	30.547	98.6	43.062	89.1	23.616	122.6	1:37.225	90.09	1.524	13:56:04.919
14 -	30.477	99.5	42.909	90.9	23.262	123.1	1:36.648	90.63	0.947	13:57:41.567
15 -	30.790	100.6	44.782	69.6	24.234	123.1	1:39.806	87.76	4.105	13:59:21.373
16 -	30.628	99.8	42.941	92.3	23.314	124.2	1:36.883	90.41	1.182	14:00:58.256
17 -	***30.291***	101.9	***42.306***	89.1	***23.104***	123.5	***1:35.701*** **(1)**	***91.53***		***14:02:33.957***
18 -	30.585	101.9	42.817	91.0	23.143	124.5	1:36.545 **(3)**	90.73	0.844	14:04:10.502
19 -	30.785	94.9	43.366	***92.5***	29.186	93.2	1:43.337	84.76	7.636	14:05:53.839

P8 37 S20 Will SCHRYVER Royale RP37

IDEAL LAP TIME : 1:39.568 BEST LAP TIME : 1:39.942 DIFFERENCE : 0.374

LAP	SECTOR 1		SECTOR 2		SECTOR 3		LAP TIME	MPH	DIFF	TIME OF DAY
1 -		93.0	44.980	82.6	24.459	***114.3***	1:46.990	81.87	7.048	13:36:19.443
2 -	31.227	94.9	45.267	84.0	24.280	113.9	1:40.774	86.92	0.832	13:38:00.217
3 -	31.951	95.1	45.291	84.3	24.454	113.3	1:41.696	86.13	1.754	13:39:41.913
4 -	***31.040***	95.1	44.984	85.8	24.347	113.5	1:40.371	87.27	0.429	13:41:22.284
5 -	31.938	92.9	45.126	86.2	24.191	113.9	1:41.255	86.51	1.313	13:43:03.539
6 -	31.456	94.6	45.021	86.0	24.371	113.7	1:40.848	86.86	0.906	13:44:44.387
7 -	31.255	95.1	45.208	87.1	24.413	113.1	1:40.876	86.83	0.934	13:46:25.263
8 -	31.281	94.5	44.751	88.0	***23.910***	113.9	***1:39.942*** **(1)**	***87.64***		***13:48:05.205***
9 -	31.393	94.6	45.437	86.9	24.093	114.1	1:40.923	86.79	0.981	13:49:46.128
10 -	31.365	95.5	***44.618***	88.4	24.007	114.1	1:39.990 **(2)**	87.60	0.048	13:51:26.118
11 -	31.282	94.2	44.668	90.6	24.046	113.1	1:39.996 **(3)**	87.60	0.054	13:53:06.114
12 -	31.326	95.4	44.833	86.4	24.173	112.9	1:40.332	87.30	0.390	13:54:46.446
13 -	32.080	93.9	44.735	90.1	23.934	113.1	1:40.749	86.94	0.807	13:56:27.195
14 -	31.448	94.6	46.052	88.8	24.089	114.1	1:41.589	86.22	1.647	13:58:08.784
15 -	31.254	94.6	44.717	87.7	24.388	112.4	1:40.359	87.28	0.417	13:59:49.143
16 -	31.746	***96.1***	44.881	86.0	24.227	113.5	1:40.854	86.85	0.912	14:01:29.997
17 -	31.078	95.1	45.253	89.7	24.524	112.4	1:40.855	86.85	0.913	14:03:10.852
18 -	31.543	94.1	46.386	89.8	24.286	113.9	1:42.215	85.70	2.273	14:04:53.067
19 -	31.511	94.9	45.173	***91.0***	27.346	103.7	1:44.030	84.20	4.088	14:06:37.097

HSCC Thundersports Series

RACE 1 - SECTOR ANALYSIS

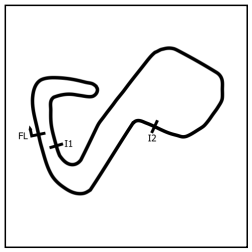

SECTOR 1 = FL to I1, SECTOR 2 = I1 to I2, SECTOR 3 = I2 to FL, DIFF = Difference To Personal Best Lap, P = Crossed Finish Line in Pit Lane, D = Time Disallowed

P9 53 SP2 Michiel CAMPAGNE McLaren M8F

IDEAL LAP TIME : BEST LAP TIME : 1:39.098 DIFFERENCE :

LAP	SECTOR 1	SECTOR 2	SECTOR 3	LAP TIME	MPH	DIFF	TIME OF DAY
1 -				1:50.835	79.03	11.737	13:36:23.288
2 -				1:40.033 **(2)**	87.56	0.935	13:38:03.321
3 -				1:40.546	87.12	1.448	13:39:43.867
4 -				1:40.834	86.87	1.736	13:41:24.701
5 -				1:42.036	85.85	2.938	13:43:06.737
6 -				1:41.478	86.32	2.380	13:44:48.215
7 -				1:41.192	86.56	2.094	13:46:29.407
8 -				1:44.718	83.65	5.620	13:48:14.125
9 -				1:42.237	85.68	3.139	13:49:56.362
10 -				1:44.064	84.17	4.966	13:51:40.426
11 -				1:41.363	86.42	2.265	13:53:21.789
12 -				1:42.530	85.43	3.432	13:55:04.319
13 -				1:42.311	85.61	3.213	13:56:46.630
14 -				1:41.785	86.06	2.687	13:58:28.415
15 -				1:41.030	86.70	1.932	14:00:09.445
16 -				***1:39.098* (1)**	***88.39***		***14:01:48.543***
17 -				1:40.242 **(3)**	87.38	1.144	14:03:28.785
18 -				1:40.880	86.83	1.782	14:05:09.665

P10 72 SP1 Hugh PRICE Chevron B16

IDEAL LAP TIME : 1:43.707 BEST LAP TIME : 1:44.415 DIFFERENCE : 0.708

LAP	SECTOR 1		SECTOR 2		SECTOR 3		LAP TIME	MPH	DIFF	TIME OF DAY
1 -		87.0	49.610	72.2	25.011	116.1	1:53.601	77.11	9.186	13:36:26.054
2 -	32.820	93.0	46.804	77.6	24.791	113.5	***1:44.415* (1)**	***83.89***		***13:38:10.469***
3 -	33.148	94.2	46.507	77.6	***24.775***	***116.3***	1:44.430 **(2)**	83.88	0.015	13:39:54.899
4 -	32.967	93.3	***46.201***	77.8	25.585	114.1	1:44.753	83.62	0.338	13:41:39.652
5 -	***32.731***	92.9	46.759	***79.7***	25.068	114.1	1:44.558 **(3)**	83.77	0.143	13:43:24.210
6 -	33.066	93.4	46.936	77.7	25.788	111.2	1:45.790	82.80	1.375	13:45:10.000
7 -	33.774	93.7	47.469	72.5	25.610	112.5	1:46.853	81.98	2.438	13:46:56.853
8 -	33.279	93.3	46.715	77.8	25.418	111.6	1:45.412	83.10	0.997	13:48:42.265
9 -	33.883	91.6	47.833	75.4	25.316	112.9	1:47.032	81.84	2.617	13:50:29.297
10 -	32.854	***94.9***	47.226	77.5	25.498	112.0	1:45.578	82.97	1.163	13:52:14.875
11 -	32.903	92.9	48.052	77.2	25.366	111.4	1:46.321	82.39	1.906	13:54:01.196
12 -	33.320	93.4	46.989	77.1	26.229	111.4	1:46.538	82.22	2.123	13:55:47.734
13 -	33.502	93.4	47.297	78.3	25.535	112.7	1:46.334	82.38	1.919	13:57:34.068
14 -	33.297	92.4	49.431	71.2	27.415	112.5	1:50.143	79.53	5.728	13:59:24.211
15 -	33.047	92.8	47.413	75.1	25.483	111.2	1:45.943	82.68	1.528	14:01:10.154
16 -	33.331	92.3	47.322	77.0	25.861	107.3	1:46.514	82.24	2.099	14:02:56.668
17 -	33.813	88.6	49.225	71.8	25.831	112.5	1:48.869	80.46	4.454	14:04:45.537
18 -	33.166	94.5	47.357	78.3	29.171	85.8	1:49.694	79.85	5.279	14:06:35.231

HSCC Thundersports Series

RACE 1 - SECTOR ANALYSIS

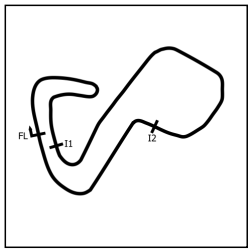

SECTOR 1 = FL to I1, SECTOR 2 = I1 to I2, SECTOR 3 = I2 to FL, DIFF = Difference To Personal Best Lap, P = Crossed Finish Line in Pit Lane, D = Time Disallowed

P11 25 S20 Juerg TOBLER — Royale S2000M

IDEAL LAP TIME : 1:42.250 BEST LAP TIME : 1:43.148 DIFFERENCE : 0.898

LAP	SECTOR 1		SECTOR 2		SECTOR 3		LAP TIME		MPH	DIFF	TIME OF DAY
1 -		91.4	46.171	79.3	26.869	98.1	1:51.072		78.86	7.924	13:36:23.525
2 -	33.473	89.9	46.218	73.6	26.797	99.1	1:46.488		82.26	3.340	13:38:10.013
3 -	32.224	92.3	45.227	77.7	26.678	98.2	1:44.129		84.12	0.981	13:39:54.142
4 -	32.418	90.1	45.701	74.0	26.656	***100.9***	1:44.775		83.60	1.627	13:41:38.917
5 -	***31.548***	91.8	44.739	77.2	27.006	98.3	1:43.293	**(3)**	84.80	0.145	13:43:22.210
6 -	32.827	91.6	45.103	77.3	26.337	98.9	1:44.267		84.01	1.119	13:45:06.477
7 -	32.862	90.3	45.025	81.3	26.115	98.8	1:44.002		84.22	0.854	13:46:50.479
8 -	32.208	89.4	44.864	81.3	26.160	99.1	1:43.232	**(2)**	84.85	0.084	13:48:33.711
9 -	32.399	90.8	45.044	78.9	***26.062***	98.9	1:43.505		84.63	0.357	13:50:17.216
10 -	32.927	91.9	45.249	78.7	IN PIT		3:05.283	**P**	47.27	1:22.135	13:53:22.499
11 -	OUTLAP	85.3	45.878	79.9	26.266	98.1	1:49.463		80.02	6.315	13:55:11.962
12 -	33.155	90.3	45.102	***82.0***	26.911	97.1	1:45.168		83.29	2.020	13:56:57.130
13 -	32.385	92.5	***44.640***	78.8	26.123	98.2	***1:43.148***	**(1)**	***84.92***		***13:58:40.278***
14 -	32.148	***93.7***	45.551	77.8	27.153	96.5	1:44.852		83.54	1.704	14:00:25.130
15 -	32.160	91.9	45.208	76.2	26.409	99.5	1:43.777		84.41	0.629	14:02:08.907
16 -	32.618	92.0	44.751	79.7	26.465	98.8	1:43.834		84.36	0.686	14:03:52.741
17 -	32.379	93.2	44.809	79.0	30.490	91.3	1:47.678		81.35	4.530	14:05:40.419

P12 26 SP1 George DOUGLAS — Martin BM9

IDEAL LAP TIME : 1:47.501 BEST LAP TIME : 1:49.061 DIFFERENCE : 1.560

LAP	SECTOR 1		SECTOR 2		SECTOR 3		LAP TIME		MPH	DIFF	TIME OF DAY
1 -		79.6	***48.866***	***74.8***	***25.572***	110.7	1:55.347		75.94	6.286	13:36:27.800
2 -	***33.063***	***92.9***	49.287	64.9	26.711	113.9	***1:49.061***	**(1)**	***80.32***		***13:38:16.861***
3 -	35.296	87.4	50.823	63.1	27.740	***114.9***	1:53.859		76.93	4.798	13:40:10.720
4 -	34.977	91.5	50.596	63.9	26.411	105.8	1:51.984	**(2)**	78.22	2.923	13:42:02.704
5 -	37.450	80.4	51.468	60.2	27.182	110.3	1:56.100		75.45	7.039	13:43:58.804
6 -	36.181	90.3	53.690	63.6	28.068	113.1	1:57.939		74.27	8.878	13:45:56.743
7 -	34.645	88.8	50.455	61.2	26.959	107.8	1:52.059	**(3)**	78.17	2.998	13:47:48.802
8 -	37.137	88.5	52.795	68.8	27.041	109.2	1:56.973		74.88	7.912	13:49:45.775
9 -	37.627	83.4	52.001	63.4	28.233	108.5	1:57.861		74.32	8.800	13:51:43.636
10 -	35.669	89.5	52.395	54.2	26.936	106.1	1:55.000		76.17	5.939	13:53:38.636
11 -	36.298	89.5	50.480	58.5	27.472	102.4	1:54.250		76.67	5.189	13:55:32.886
12 -	37.032	82.7	52.619	64.7	27.888	104.2	1:57.539		74.52	8.478	13:57:30.425
13 -	36.039	84.5	53.207	65.9	28.135	107.2	1:57.381		74.62	8.320	13:59:27.806
14 -	35.359	87.9	49.865	59.9	26.885	106.6	1:52.109		78.13	3.048	14:01:19.915
15 -	36.215	89.9	52.420	69.7	26.530	106.3	1:55.165		76.06	6.104	14:03:15.080
16 -	34.818	88.8	52.867	65.5	27.217	100.4	1:54.902		76.23	5.841	14:05:09.982

P13 12 SP1 Paul ALLEN — Lola T212

IDEAL LAP TIME : 1:34.965 BEST LAP TIME : 1:35.537 DIFFERENCE : 0.572

LAP	SECTOR 1		SECTOR 2		SECTOR 3		LAP TIME		MPH	DIFF	TIME OF DAY
1 -		88.6	44.011	***88.7***	22.667	129.0	1:43.129		84.93	7.592	13:36:15.582
2 -	30.269	93.2	43.830	85.1	22.893	129.5	1:36.992		90.31	1.455	13:37:52.574
3 -	30.340	96.6	42.692	85.7	22.827	130.0	1:35.859	**(3)**	91.38	0.322	13:39:28.433
4 -	30.650	97.5	43.186	83.3	22.671	129.5	1:36.507		90.76	0.970	13:41:04.940
5 -	31.477	92.9	43.269	82.1	***22.406***	130.0	1:37.152		90.16	1.615	13:42:42.092
6 -	30.312	96.0	43.453	77.9	22.627	129.8	1:36.392		90.87	0.855	13:44:18.484
7 -	30.257	***100.0***	42.858	78.5	23.116	128.3	1:36.231		91.02	0.694	13:45:54.715
8 -	30.630	93.8	43.501	78.7	22.728	128.0	1:36.859		90.43	1.322	13:47:31.574
9 -	30.719	96.5	42.920	82.4	22.688	127.8	1:36.327		90.93	0.790	13:49:07.901
10 -	***30.185***	98.8	42.936	80.6	22.598	129.0	1:35.719	**(2)**	91.51	0.182	13:50:43.620
11 -	30.615	95.8	***42.374***	88.4	22.548	126.8	***1:35.537***	**(1)**	***91.69***		***13:52:19.157***
12 -	30.532	97.3	43.499	86.0	22.581	126.8	1:36.612		90.67	1.075	13:53:55.769
13 -	30.399	96.8	42.831	87.1	23.109	128.0	1:36.339		90.92	0.802	13:55:32.108
14 -	30.549	97.3	44.811	84.8	22.640	128.0	1:38.000		89.38	2.463	13:57:10.108
15 -	30.670	98.2	42.987	88.4	22.745	125.2	1:36.402		90.86	0.865	13:58:46.510
16 -	30.433	94.9	42.809	83.1	22.990	124.5	1:36.232		91.02	0.695	14:00:22.742
17 -	30.465	98.2	43.928	88.1	22.550	***131.3***	1:36.943		90.36	1.406	14:01:59.685
18 -	30.429	93.8	43.459	83.8	23.424	126.8	1:37.312		90.01	1.775	14:03:36.997

Weather / Track : Bright / Dry

Brands Hatch GP: 2.4332 miles
Date: 09/07/2022 Start: 13:34 Finish: 14:05

HSCC Thundersports Series

RACE 1 - SECTOR ANALYSIS

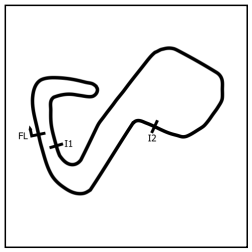

SECTOR 1 = FL to I1, SECTOR 2 = I1 to I2, SECTOR 3 = I2 to FL, DIFF = Difference To Personal Best Lap, P = Crossed Finish Line in Pit Lane, D = Time Disallowed

P14 89 SP2 Warren BRIGGS Mclaren M8E

IDEAL LAP TIME : 1:29.339 BEST LAP TIME : 1:29.801 DIFFERENCE : 0.462

LAP	SECTOR 1		SECTOR 2		SECTOR 3		LAP TIME	MPH	DIFF	TIME OF DAY
1 -		102.6	41.906	85.7	21.581	159.0	1:37.189	90.13	7.388	13:36:09.642
2 -	29.368	107.0	40.535	89.0	21.259	161.3	1:31.162	96.09	1.361	13:37:40.804
3 -	29.088	111.2	39.842	92.6	***20.993***	***162.0***	1:29.923 **(3)**	97.41	0.122	13:39:10.727
4 -	***28.724***	109.6	40.040	93.4	21.037	159.7	***1:29.801*** **(1)**	***97.54***		***13:40:40.528***
5 -	28.936	110.0	***39.622***	***98.1***	21.303	159.0	1:29.861 **(2)**	97.48	0.060	13:42:10.389
6 -	29.285	112.4	39.786	93.4	21.115	157.5	1:30.186	97.13	0.385	13:43:40.575
7 -	29.456	***113.3***	40.053	89.4	21.544	154.9	1:31.053	96.20	1.252	13:45:11.628
8 -	29.522	110.1	40.424	89.0	21.219	158.6	1:31.165	96.08	1.364	13:46:42.793
9 -	29.869	110.5	41.491	92.0	21.426	152.1	1:32.786	94.40	2.985	13:48:15.579
10 -	30.438	112.5	41.000	89.0	21.591	153.5	1:33.029	94.16	3.228	13:49:48.608
11 -	30.001	112.0	42.766	85.5	21.421	152.1	1:34.188	93.00	4.387	13:51:22.796
12 -	30.309	106.5	41.944	83.9	23.296	100.0	1:35.549	91.67	5.748	13:52:58.345

P15 3 SP2 Frank BRADLEY March 717

IDEAL LAP TIME : 1:33.064 BEST LAP TIME : 1:33.319 DIFFERENCE : 0.255

LAP	SECTOR 1		SECTOR 2		SECTOR 3		LAP TIME	MPH	DIFF	TIME OF DAY
1 -		102.2	45.351	82.8	22.428	146.5	1:44.449	83.86	11.130	13:36:16.902
2 -	***29.994***	108.2	42.135	87.1	21.920	147.4	1:34.049 **(3)**	93.14	0.730	13:37:50.951
3 -	30.157	***116.5***	***41.474***	***88.0***	21.813	143.0	1:33.444 **(2)**	93.74	0.125	13:39:24.395
4 -	31.154	110.5	42.137	87.1	21.906	148.7	1:35.197	92.01	1.878	13:40:59.592
5 -	30.008	113.9	41.715	86.0	***21.596***	***149.4***	***1:33.319*** **(1)**	***93.86***		***13:42:32.911***

Weather / Track : Bright / Dry

Brands Hatch GP: 2.4332 miles
Date: 09/07/2022 Start: 13:34 Finish: 14:05

HSCC Thundersports Series

RACE 1 - BEST SECTORS

	SECTOR 1			SECTOR 2			SECTOR 3			IDEAL / BEST COMPARISON					
POS	NO	NAME	TIME	NO	NAME	TIME	NO	NAME	TIME	POS	NO	NAME	IDEAL	BEST	DIFF
												PERFECT LAP	1:28.961		
1	60	BURTON	28.522	60	BURTON	39.446	89	BRIGGS	20.993	1	60	BURTON	1:29.101	1:29.153	0.052
2	89	BRIGGS	28.724	89	BRIGGS	39.622	60	BURTON	21.133	2	89	BRIGGS	1:29.339	1:29.801	0.462
3	14	SPIERS	29.302	9	WATTS	40.814	3	BRADLEY	21.596	3	14	SPIERS	1:32.522	1:32.926	0.404
4	31	FURST	29.742	14	SPIERS	41.276	31	FURST	21.791	4	9	WATTS	1:32.701	1:33.411	0.710
5	9	WATTS	29.797	21	PARKER	41.361	14	SPIERS	21.944	5	31	FURST	1:33.001	1:33.001	0.000
6	21	PARKER	29.874	31	FURST	41.468	9	WATTS	22.090	6	3	BRADLEY	1:33.064	1:33.319	0.255
7	3	BRADLEY	29.994	3	BRADLEY	41.474	21	PARKER	22.392	7	21	PARKER	1:33.627	1:34.366	0.739
8	22	POLLARD	30.185	16	ALBOROUGH	42.306	12	ALLEN	22.406	8	12	ALLEN	1:34.965	1:35.537	0.572
9	12	ALLEN	30.185	22	POLLARD	42.349	22	POLLARD	22.560	9	22	POLLARD	1:35.094	1:35.462	0.368
10	16	ALBOROUGH	30.291	12	ALLEN	42.374	16	ALBOROUGH	23.104	10	16	ALBOROUGH	1:35.701	1:35.701	0.000
11	37	SCHRYVER	31.040	37	SCHRYVER	44.618	37	SCHRYVER	23.910	11	37	SCHRYVER	1:39.568	1:39.942	0.374
12	25	TOBLER	31.548	25	TOBLER	44.640	72	PRICE	24.775	12	25	TOBLER	1:42.250	1:43.148	0.898
13	72	PRICE	32.731	72	PRICE	46.201	26	DOUGLAS	25.572	13	72	PRICE	1:43.707	1:44.415	0.708
14	26	DOUGLAS	33.063	26	DOUGLAS	48.866	25	TOBLER	26.062	14	26	DOUGLAS	1:47.501	1:49.061	1.560
15										15	53	CAMPAGNE		1:39.098	

Weather / Track : Bright / Dry

Brands Hatch GP: 2.4332 miles
Date: 09/07/2022 Start: 13:34 Finish: 14:05

Results can be found at www.tsl-timing.com

Printed - 14:08 Saturday, 09 July 2022

HSCC Thundersports Series

RACE 1 - BEST SPEEDS

	INTERMEDIATE 1			INTERMEDIATE 2			FINISH LINE		
POS	NO	NAME	MPH	NO	NAME	MPH	NO	NAME	MPH
1	**3**	BRADLEY	**116.5**	**14**	SPIERS	**99.4**	**89**	BRIGGS	**162.0**
2	**89**	BRIGGS	**113.3**	**89**	BRIGGS	**98.1**	**3**	BRADLEY	**149.4**
3	**22**	POLLARD	**112.0**	**9**	WATTS	**95.3**	**22**	POLLARD	**135.2**
4	**60**	BURTON	**111.4**	**60**	BURTON	**94.5**	**60**	BURTON	**135.0**
5	**9**	WATTS	**109.6**	**21**	PARKER	**92.6**	**9**	WATTS	**134.4**
6	**21**	PARKER	**109.4**	**16**	ALBOROUGH	**92.5**	**21**	PARKER	**133.6**
7	**14**	SPIERS	**108.0**	**31**	FURST	**91.6**	**31**	FURST	**132.1**
8	**31**	FURST	**105.8**	**22**	POLLARD	**91.5**	**12**	ALLEN	**131.3**
9	**16**	ALBOROUGH	**102.1**	**37**	SCHRYVER	**91.0**	**14**	SPIERS	**130.0**
10	**12**	ALLEN	**100.0**	**12**	ALLEN	**88.7**	**16**	ALBOROUGH	**124.7**
11	**37**	SCHRYVER	**96.1**	**3**	BRADLEY	**88.0**	**72**	PRICE	**116.3**
12	**72**	PRICE	**94.9**	**25**	TOBLER	**82.0**	**26**	DOUGLAS	**114.9**
13	**25**	TOBLER	**93.7**	**72**	PRICE	**79.7**	**37**	SCHRYVER	**114.3**
14	**26**	DOUGLAS	**92.9**	**26**	DOUGLAS	**74.8**	**25**	TOBLER	**100.9**
15									

Weather / Track : Bright / Dry

Brands Hatch GP: 2.4332 miles
Date: 09/07/2022 Start: 13:34 Finish: 14:05

Results can be found at www.tsl-timing.com

Printed - 14:09 Saturday, 09 July 2022

HSCC Thundersports Series

RACE 1 - STATISTICS

Competitors Started	15
Planned Start	2022-07-09 @ 13:35:00.000
Actual Start	2022-07-09 @ 13:34:32.452
Finish Time	2022-07-09 @ 14:05:02.025
Track Length	2.4332mi.
Total Laps	261
Total Distance Covered	635.0885mi.

Session Fastest Lap History

NO	CL	NAME	LAP TIME	TIME OF DAY	LAP	VEHICLE
60	SP3	**John BURTON**	**1:36.579**	13:36:09.042	1	Chevron B26
60	SP3	**John BURTON**	**1:30.703**	13:37:39.745	2	Chevron B26
60	SP3	**John BURTON**	**1:30.028**	13:39:09.773	3	Chevron B26
89	SP2	**Warren BRIGGS**	**1:29.923**	13:39:10.743	3	Mclaren M8E
60	SP3	**John BURTON**	**1:29.914**	13:40:39.686	4	Chevron B26
89	SP2	**Warren BRIGGS**	**1:29.801**	13:40:40.545	4	Mclaren M8E
60	SP3	**John BURTON**	**1:29.153**	13:42:08.840	5	Chevron B26

Session Leader History

NO	CL	NAME	FROM LAP	LAPS LED	DISTANCE	VEHICLE
60	SP3	**John BURTON**	1	20	48.66 miles	Chevron B26

Flag History

TYPE	TIME OF DAY
GREEN	13:34:32.452
FINISH	14:05:02.025

Flag Statistics

TYPE	COUNT	TOTAL LAPS	TOTAL TIME
Green	1	20	32:26.305
Red	0	0	0.000
Safety Car	0	0	0.000
FCY	0	0	0.000

Weather / Track : Bright / Dry

Brands Hatch GP: 2.4332 miles
Date: 09/07/2022 Start: 13:34 Finish: 14:05

HSCC Thundersports Series

RACE 1 - STATISTICS

CLASS : S20

2 Starters

Fastest Lap History

NO	NAME	LAP TIME	TIME OF DAY	LAP	VEHICLE
37	**Will SCHRYVER**	**1:46.990**	13:36:19.449	1	Royale RP37
37	**Will SCHRYVER**	**1:40.774**	13:38:00.224	2	Royale RP37
37	**Will SCHRYVER**	**1:40.371**	13:41:22.291	4	Royale RP37
37	**Will SCHRYVER**	**1:39.942**	13:48:05.211	8	Royale RP37

Leader History

NO	NAME	FROM LAP	LAPS LED	DISTANCE	VEHICLE
37	**Will SCHRYVER**	1	19	46.23 miles	Royale RP37

HSCC Thundersports Series

RACE 1 - STATISTICS

CLASS : SP1

4 Starters

Fastest Lap History

NO	NAME	LAP TIME	TIME OF DAY	LAP	VEHICLE
31	**Gary FURST**	**1:41.237**	13:36:13.708	1	Lola T212
31	**Gary FURST**	**1:33.750**	13:37:47.458	2	Lola T212
31	**Gary FURST**	**1:33.001**	13:39:20.459	3	Lola T212

Leader History

NO	NAME	FROM LAP	LAPS LED	DISTANCE	VEHICLE
31	**Gary FURST**	1	20	48.66 miles	Lola T212

HSCC Thundersports Series

RACE 1 - STATISTICS

CLASS : SP2

3 Starters

Fastest Lap History

NO	NAME	LAP TIME	TIME OF DAY	LAP	VEHICLE
89	**Warren BRIGGS**	**1:37.189**	13:36:09.659	1	Mclaren M8E
89	**Warren BRIGGS**	**1:31.162**	13:37:40.820	2	Mclaren M8E
89	**Warren BRIGGS**	**1:29.923**	13:39:10.743	3	Mclaren M8E
89	**Warren BRIGGS**	**1:29.801**	13:40:40.545	4	Mclaren M8E

Leader History

NO	NAME	FROM LAP	LAPS LED	DISTANCE	VEHICLE
89	**Warren BRIGGS**	1	12	29.19 miles	Mclaren M8E
53	**Michiel CAMPAGNE**	13	6	14.59 miles	McLaren M8F

HSCC Thundersports Series

RACE 1 - STATISTICS

CLASS : SP3

6 Starters

Fastest Lap History

NO	NAME	LAP TIME	TIME OF DAY	LAP	VEHICLE
60	**John BURTON**	**1:36.579**	13:36:09.042	1	Chevron B26
60	**John BURTON**	**1:30.703**	13:37:39.745	2	Chevron B26
60	**John BURTON**	**1:30.028**	13:39:09.773	3	Chevron B26
60	**John BURTON**	**1:29.914**	13:40:39.686	4	Chevron B26
60	**John BURTON**	**1:29.153**	13:42:08.840	5	Chevron B26

Leader History

NO	NAME	FROM LAP	LAPS LED	DISTANCE	VEHICLE
60	**John BURTON**	1	20	48.66 miles	Chevron B26

Sheet No:	Issue Time:

HSCC Thundersports Series

RACE 9 - GRID (30 minutes)

ROW 7	13	3	Richard DODKINS			
ROW 6	11	26	George DOUGLAS	12	89	Warren BRIGGS
ROW 5	9	72	Hugh PRICE	10	25	Juerg TOBLER
ROW 4	7	37	Will SCHRYVER	8	53	Michiel CAMPAGNE
ROW 3	5	22	Gwyn POLLARD	6	16	David ALBOROUGH
ROW 2	3	31	Gary FURST	4	21	Robert PARKER
ROW 1	1	9	Simon WATTS	2	14	John SPIERS

Pole

Cars 12 & 60 - Withdrawn.

Brands Hatch GP: 2.4332 miles

These results are provisional until the conclusion of any judicial and technical matters.

Clerk Of Course : Julian Floyd	Stewards :	Timekeeper : Nick Palmer

Results can be found at www.tsl-timing.com

Printed - 09:19 Sunday, 10 July 2022

Sheet No:	Issue Time:

HSCC Thundersports Series

RACE 9 - CLASSIFICATION

POS	NO	CL	PIC	NAME	ENTRY	LAPS	TIME	GAP	DIFF	MPH	BEST	ON
1	**89**	SP2	*1*	Warren BRIGGS	Mclaren M8E	**20**	31:12.593			93.55	**1:31.495**	14
2	**21**	SP3	*1*	Robert PARKER	Osella PA5	**20**	31:14.314	**1.721**	1.721	93.47	**1:31.548**	13
3	**31**	SP1	*1*	Gary FURST	Lola T212	**20**	31:54.873	**42.280**	40.559	91.49	**1:34.133**	3
4	**16**	SP3	*2*	David ALBOROUGH	Osella PA2	**19**	31:54.342	**1 Lap**	1 Lap	86.94	**1:38.140**	5
5	**37**	S20	*1*	Will SCHRYVER	Royale RP37	**19**	32:20.487	**1 Lap**	26.145	85.77	**1:40.613**	8
					NOT CLASSIFIED							
DNF	**26**	SP1		George DOUGLAS	Martin BM9	**17**	30:39.942	**3 Laps**	2 Laps	80.93	**1:44.169**	2
DNF	**22**	SP3		Gwyn POLLARD	Royale RP6/17	**16**	26:58.849	**4 Laps**	1 Lap	86.57	**1:36.842**	3
DNF	**53***	SP2		Michiel CAMPAGNE	McLaren M8F	**14**	23:29.733	**6 Laps**	2 Laps	86.99	**1:38.405**	3
DNF	**72**	SP1		Hugh PRICE	Chevron B16	**13**	23:19.865	**7 Laps**	1 Lap	81.34	**1:44.350**	2
DNF	**9**	SP3		Simon WATTS	Chevron B26	**9**	14:10.243	**11 Laps**	4 Laps	92.72	**1:33.213**	2
DNF	**25**	S20		Juerg TOBLER	Royale S2000M	**5**	8:38.964	**15 Laps**	4 Laps	84.39	**1:41.281**	5
DNF	**3**	SP2		Frank BRADLEY	March 717	**4**	6:34.027	**16 Laps**	1 Lap	88.92	**1:33.745**	3
DNF	**14**	SP3		John SPIERS	Osella PA3	**3**	4:59.861	**17 Laps**	1 Lap	87.63	**1:37.401**	3

FASTEST LAP

89	SP2	Warren BRIGGS	Mclaren M8E	**14**	1:31.495	95.74 mph	154.08 kph
21	SP3	Robert PARKER	Osella PA5	**13**	1:31.548	95.68 mph	153.99 kph
31	SP1	Gary FURST	Lola T212	**3**	1:34.133	93.05 mph	149.76 kph
37	S20	Will SCHRYVER	Royale RP37	**8**	1:40.613	87.06 mph	140.11 kph

***Car 53 requires a working transponder - Regulation Q12.8.1 refers.**

Race Distance: 20 Laps / 48.66 miles
Brands Hatch GP: 2.4332 miles
Date: 10/07/2022 Start: 12:12 Finish: 12:44

Weather / Track : Sunny / Dry
These results are provisional until the conclusion of any judicial and technical matters.

Clerk Of Course : Julian Floyd	Stewards :	Timekeeper : Nick Palmer

Results can be found at www.tsl-timing.com

Printed - 12:45 Sunday, 10 July 2022

HSCC Thundersports Series

RACE 9 - LAP CHART

LAP 1		@ 12:14:34.613
NO	BEHIND	LAP TIME
9		1:37.363
21	0.550	1:37.913
31	3.097	1:40.460
22	6.798	1:44.161
14	7.421	1:44.784
37	9.594	1:46.957
53	11.073	1:48.436
3	11.280	1:48.643
89	11.555	1:48.918
16	12.243	1:49.606
25	14.207	1:51.570
26	14.916	1:52.279
72	17.127	1:54.490

LAP 2		@ 12:16:07.826
NO	BEHIND	LAP TIME
9		1:33.213
21	1.828	1:34.491
31	4.694	1:34.810
22	10.953	1:37.368
89	11.715	1:33.373
14	11.884	1:37.676
3	15.586	1:37.519
53	18.895	1:41.035
37	18.912	1:42.531
16	22.335	1:43.305
25	23.859	1:42.865
26	25.872	1:44.169
72	28.264	1:44.350

LAP 3		@ 12:17:41.286
NO	BEHIND	LAP TIME
9		1:33.460
21	3.912	1:35.544
31	5.367	1:34.133
89	9.946	1:31.691
22	14.335	1:36.842
14	15.825	1:37.401
3	15.871	1:33.745
53	23.840	1:38.405
37	27.866	1:42.414
16	29.667	1:40.792
25	31.840	1:41.441
26	38.511	1:46.099
72	40.251	1:45.447

LAP 4		@ 12:19:14.703
NO	BEHIND	LAP TIME
9		1:33.417
21	5.790	1:35.295
31	6.700	1:34.750
89	8.058	1:31.529
3	16.574	1:34.120
22	18.226	1:37.308
53	29.168	1:38.745
16	36.294	1:40.044
37	36.580	1:42.131
25	40.230	1:41.807
26	50.619	1:45.525
72	52.388	1:45.554

LAP 5		@ 12:20:48.537
NO	BEHIND	LAP TIME
9		1:33.834
21	6.033	1:34.077
89	6.677	1:32.453
31	8.158	1:35.292
22	23.732	1:39.340
53	35.490	1:40.156
16	40.600	1:38.140
37	44.679	1:41.933
25	47.677	1:41.281
26	1:04.048	1:47.263
72	1:04.826	1:46.272

Weather / Track : Sunny / Dry

Brands Hatch GP: 2.4332 miles
Date: 10/07/2022 Start: 12:12 Finish: 12:44

HSCC Thundersports Series

RACE 9 - LAP CHART

LAP 6		@ 12:22:22.775
NO	BEHIND	LAP TIME
9		1:34.238
89	4.716	1:32.277
21	7.052	1:35.257
31	8.697	1:34.777
22	27.844	1:38.350
53	40.575	1:39.323
16	46.212	1:39.850
37	52.909	1:42.468
26	1:18.811	1:49.001
72	1:19.344	1:48.756

LAP 7		@ 12:23:56.988
NO	BEHIND	LAP TIME
9		1:34.213
89	2.522	1:32.019
21	6.442	1:33.603
31	9.109	1:34.625
22	31.633	1:38.002
53	46.037	1:39.675
16	50.190	1:38.191
37	1:00.208	1:41.512
26	1:33.215	1:48.617

LAP 8		@ 12:25:30.391
NO	BEHIND	LAP TIME
9		1:33.403
72	1 Lap	1:48.792
89	1.123	1:32.004
21	6.107	1:33.068
31	11.613	1:35.907
22	37.898	1:39.668
53	53.954	1:41.320
16	54.959	1:38.172
37	1:07.418	1:40.613

LAP 9		@ 12:27:05.045
NO	BEHIND	LAP TIME
89		1:33.531
9	2.448	1:37.102
21	5.162	1:33.709
31	13.015	1:36.056
72	1 Lap	1:47.787
26	1 Lap	1:49.307
22	43.181	1:39.937
53	59.966	1:40.666
16	1:00.377	1:40.072
37	1:13.980	1:41.216

LAP 10		@ 12:28:38.828
NO	BEHIND	LAP TIME
89		1:33.783
21	4.438	1:33.059
31	15.375	1:36.143
72	1 Lap	1:46.481
26	1 Lap	1:46.653
22	49.281	1:39.883
53	1:05.987	1:39.804
16	1:07.126	1:40.532
37	1:21.105	1:40.908

Weather / Track : Sunny / Dry

Brands Hatch GP: 2.4332 miles
Date: 10/07/2022 Start: 12:12 Finish: 12:44

HSCC Thundersports Series

RACE 9 - LAP CHART

LAP 11		@ 12:30:12.780
NO	BEHIND	LAP TIME
89		1:33.952
21	2.662	1:32.176
31	16.762	1:35.339
72	1 Lap	1:45.397
26	1 Lap	1:45.005
22	54.743	1:39.414
53	1:10.963	1:38.928
16	1:11.829	1:38.655
37	1:28.527	1:41.374

LAP 12		@ 12:31:45.318
NO	BEHIND	LAP TIME
89		1:32.538
21	1.961	1:31.837
31	19.157	1:34.933
72	1 Lap	1:51.049
26	1 Lap	1:51.392
22	1:02.130	1:39.925
53	1:17.873	1:39.448
16	1:18.672	1:39.381

LAP 13		@ 12:33:17.122
NO	BEHIND	LAP TIME
89		1:31.804
21	1.705	1:31.548
37	1 Lap	1:41.575
31	23.322	1:35.969
22	1:10.525	1:40.199
72	1 Lap	1:46.337
26	1 Lap	1:47.374
53	1:26.369	1:40.300
16	1:26.693	1:39.825

LAP 14		@ 12:34:48.617
NO	BEHIND	LAP TIME
89		1:31.495
21	2.509	1:32.299
37	1 Lap	1:41.295
31	26.692	1:34.865
22	1:19.164	1:40.134
26	1 Lap	1:45.572
72	1 Lap	1:49.153

LAP 15		@ 12:36:23.046
NO	BEHIND	LAP TIME
89		1:34.429
21	3.509	1:35.429
53	1 Lap	1:43.492
16	1 Lap	1:43.599
37	1 Lap	1:41.188
31	26.461	1:34.198

Weather / Track : Sunny / Dry

Brands Hatch GP: 2.4332 miles
Date: 10/07/2022 Start: 12:12 Finish: 12:44

HSCC Thundersports Series

RACE 9 - LAP CHART

LAP 16 @ 12:37:56.835		
NO	BEHIND	LAP TIME
89		1:33.789
21	3.801	1:34.081
26	2 Laps	1:50.227
22	1 Lap	1:59.796
16	1 Lap	1:40.621
31	30.144	1:37.472
37	1 Lap	1:44.116

LAP 17 @ 12:39:30.587		
NO	BEHIND	LAP TIME
89		1:33.752
21	3.814	1:33.765
16	1 Lap	1:41.546
22	1 Lap	1:48.522
26	2 Laps	1:51.007
31	32.773	1:36.381
37	1 Lap	1:41.387

LAP 18 @ 12:41:03.598		
NO	BEHIND	LAP TIME
89		1:33.011
21	3.543	1:32.740
16	1 Lap	1:39.199
31	35.370	1:35.608
26	2 Laps	1:49.806
37	1 Lap	1:41.901

LAP 19 @ 12:42:37.154		
NO	BEHIND	LAP TIME
89		1:33.556
21	2.585	1:32.598
16	1 Lap	1:39.487
31	38.510	1:36.696
37	1 Lap	1:43.299
26	2 Laps	1:50.646

LAP 20 @ 12:44:09.843		
NO	BEHIND	LAP TIME
89		1:32.689
21	1.721	1:31.825
16	1 Lap	1:43.325
31	42.280	1:36.459
37	1 Lap	1:41.669

Weather / Track : Sunny / Dry

Brands Hatch GP: 2.4332 miles
Date: 10/07/2022 Start: 12:12 Finish: 12:44

HSCC Thundersports Series

RACE 9 - SECTOR ANALYSIS

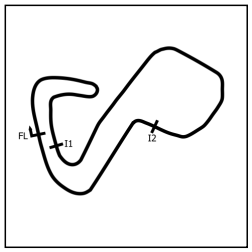

SECTOR 1 = FL to I1, SECTOR 2 = I1 to I2, SECTOR 3 = I2 to FL, DIFF = Difference To Personal Best Lap, P = Crossed Finish Line in Pit Lane, D = Time Disallowed

P1 89 SP2 Warren BRIGGS Mclaren M8E

IDEAL LAP TIME : 1:31.174 BEST LAP TIME : 1:31.495 DIFFERENCE : 0.321

LAP	SECTOR 1		SECTOR 2		SECTOR 3		LAP TIME	MPH	DIFF	TIME OF DAY
1 -		95.3	47.306	81.9	22.794	146.2	1:48.918	80.42	17.423	12:14:46.168
2 -	30.356	100.9	41.481	85.9	21.536	146.8	1:33.373	93.81	1.878	12:16:19.541
3 -	29.632	106.6	40.751	91.8	***21.308***	***160.9***	1:31.691 **(3)**	95.53	0.196	12:17:51.232
4 -	29.701	106.8	40.472	91.8	21.356	***160.9***	1:31.529 **(2)**	95.70	0.034	12:19:22.761
5 -	29.672	107.5	41.399	***92.5***	21.382	158.6	1:32.453	94.74	0.958	12:20:55.214
6 -	29.682	111.4	41.124	85.4	21.471	156.4	1:32.277	94.92	0.782	12:22:27.491
7 -	29.623	111.2	40.709	91.9	21.687	155.7	1:32.019	95.19	0.524	12:23:59.510
8 -	29.657	107.5	40.736	89.8	21.611	145.8	1:32.004	95.21	0.509	12:25:31.514
9 -	30.056	107.5	41.675	85.5	21.800	153.5	1:33.531	93.65	2.036	12:27:05.045
10 -	30.108	110.9	41.799	88.6	21.876	152.8	1:33.783	93.40	2.288	12:28:38.828
11 -	30.580	110.0	41.319	89.2	22.053	152.1	1:33.952	93.23	2.457	12:30:12.780
12 -	30.700	110.5	***40.411***	89.3	21.427	152.1	1:32.538	94.66	1.043	12:31:45.318
13 -	29.593	110.9	40.769	89.3	21.442	152.5	1:31.804	95.41	0.309	12:33:17.122
14 -	***29.455***	113.1	40.502	90.4	21.538	152.5	***1:31.495*** **(1)**	***95.74***		***12:34:48.617***
15 -	29.631	110.0	43.344	91.1	21.454	151.4	1:34.429	92.76	2.934	12:36:23.046
16 -	30.279	111.1	41.743	88.6	21.767	147.1	1:33.789	93.39	2.294	12:37:56.835
17 -	30.217	105.8	41.489	83.9	22.046	149.4	1:33.752	93.43	2.257	12:39:30.587
18 -	30.071	110.1	40.952	91.5	21.988	149.4	1:33.011	94.18	1.516	12:41:03.598
19 -	30.137	***113.3***	41.356	86.3	22.063	149.1	1:33.556	93.63	2.061	12:42:37.154
20 -	30.052	109.8	40.994	89.1	21.643	147.8	1:32.689	94.50	1.194	12:44:09.843

P2 21 SP3 Robert PARKER Osella PA5

IDEAL LAP TIME : 1:31.130 BEST LAP TIME : 1:31.548 DIFFERENCE : 0.418

LAP	SECTOR 1		SECTOR 2		SECTOR 3		LAP TIME	MPH	DIFF	TIME OF DAY
1 -		98.3	42.009	85.4	22.244	***133.9***	1:37.913	89.46	6.365	12:14:35.163
2 -	30.010	105.1	41.773	87.3	22.708	132.1	1:34.491	92.70	2.943	12:16:09.654
3 -	30.363	101.0	42.481	82.0	22.700	132.1	1:35.544	91.68	3.996	12:17:45.198
4 -	30.441	103.4	42.364	79.3	22.490	132.8	1:35.295	91.92	3.747	12:19:20.493
5 -	29.854	102.6	41.777	81.4	22.446	133.1	1:34.077	93.11	2.529	12:20:54.570
6 -	30.304	99.7	42.468	86.8	22.485	132.3	1:35.257	91.96	3.709	12:22:29.827
7 -	30.030	105.5	41.357	90.1	22.216	133.4	1:33.603	93.58	2.055	12:24:03.430
8 -	29.849	108.0	41.179	89.4	22.040	***133.9***	1:33.068	94.12	1.520	12:25:36.498
9 -	29.644	93.4	41.834	91.5	22.231	132.6	1:33.709	93.47	2.161	12:27:10.207
10 -	29.261	108.2	41.271	86.7	22.527	132.6	1:33.059	94.13	1.511	12:28:43.266
11 -	29.373	110.7	40.829	94.3	21.974	132.6	1:32.176	95.03	0.628	12:30:15.442
12 -	29.192	108.4	40.622	94.9	22.023	132.3	1:31.837 **(3)**	95.38	0.289	12:31:47.279
13 -	***28.854***	***110.9***	40.797	95.7	***21.897***	132.3	***1:31.548*** **(1)**	***95.68***		***12:33:18.827***
14 -	29.392	108.7	40.649	99.2	22.258	132.3	1:32.299	94.90	0.751	12:34:51.126
15 -	29.507	109.1	42.059	79.0	23.863	130.3	1:35.429	91.79	3.881	12:36:26.555
16 -	29.855	109.6	42.065	90.9	22.161	132.8	1:34.081	93.10	2.533	12:38:00.636
17 -	29.602	109.2	40.881	94.5	23.282	131.8	1:33.765	93.42	2.217	12:39:34.401
18 -	29.582	108.7	40.859	92.9	22.299	133.1	1:32.740	94.45	1.192	12:41:07.141
19 -	29.573	109.4	40.682	92.8	22.343	131.3	1:32.598	94.60	1.050	12:42:39.739
20 -	29.324	110.5	***40.379***	***99.5***	22.122	132.1	1:31.825 **(2)**	95.39	0.277	12:44:11.564

Weather / Track : Sunny / Dry

Brands Hatch GP: 2.4332 miles
Date: 10/07/2022 Start: 12:12 Finish: 12:44

HSCC Thundersports Series

RACE 9 - SECTOR ANALYSIS

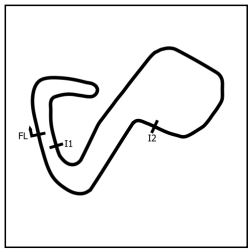

SECTOR 1 = FL to I1, SECTOR 2 = I1 to I2, SECTOR 3 = I2 to FL, DIFF = Difference To Personal Best Lap, P = Crossed Finish Line in Pit Lane, D = Time Disallowed

P3 31 SP1 Gary FURST Lola T212

IDEAL LAP TIME : 1:33.959 BEST LAP TIME : 1:34.133 DIFFERENCE : 0.174

LAP	SECTOR 1		SECTOR 2		SECTOR 3		LAP TIME		MPH	DIFF	TIME OF DAY
1 -		99.5	43.500	85.2	22.329	129.8	1:40.460		87.19	6.327	12:14:37.710
2 -	30.270	97.3	42.266	89.2	22.274	131.5	1:34.810		92.39	0.677	12:16:12.520
3 -	30.128	98.5	41.953	91.4	***22.052***	***131.8***	***1:34.133***	**(1)**	***93.05***		***12:17:46.653***
4 -	30.263	96.6	42.215	88.5	22.272	131.0	1:34.750		92.45	0.617	12:19:21.403
5 -	30.128	101.0	42.797	***91.5***	22.367	131.5	1:35.292		91.92	1.159	12:20:56.695
6 -	30.142	99.2	42.319	87.4	22.316	131.5	1:34.777		92.42	0.644	12:22:31.472
7 -	30.078	100.1	42.009	85.9	22.538	130.0	1:34.625	**(3)**	92.57	0.492	12:24:06.097
8 -	30.714	100.7	42.514	82.1	22.679	129.5	1:35.907		91.33	1.774	12:25:42.004
9 -	30.739	96.6	42.744	87.7	22.573	128.8	1:36.056		91.19	1.923	12:27:18.060
10 -	30.607	97.9	43.058	85.4	22.478	129.8	1:36.143		91.11	2.010	12:28:54.203
11 -	30.461	***101.9***	42.372	85.7	22.506	129.8	1:35.339		91.88	1.206	12:30:29.542
12 -	30.212	99.7	42.349	86.3	22.372	129.5	1:34.933		92.27	0.800	12:32:04.475
13 -	30.885	98.8	42.684	88.0	22.400	130.5	1:35.969		91.27	1.836	12:33:40.444
14 -	30.129	101.2	42.305	89.2	22.431	130.8	1:34.865		92.34	0.732	12:35:15.309
15 -	***30.007***	98.3	***41.900***	87.8	22.291	***131.8***	1:34.198	**(2)**	92.99	0.065	12:36:49.507
16 -	30.834	97.9	43.345	79.4	23.293	130.0	1:37.472		89.87	3.339	12:38:26.979
17 -	30.719	98.5	42.752	84.6	22.910	128.8	1:36.381		90.88	2.248	12:40:03.360
18 -	30.431	101.0	42.807	77.7	22.370	129.8	1:35.608		91.62	1.475	12:41:38.968
19 -	30.327	99.2	42.969	82.7	23.400	128.5	1:36.696		90.59	2.563	12:43:15.664
20 -	30.596	96.1	42.888	86.4	22.975	114.7	1:36.459		90.81	2.326	12:44:52.123

P4 16 SP3 David ALBOROUGH Osella PA2

IDEAL LAP TIME : 1:37.175 BEST LAP TIME : 1:38.140 DIFFERENCE : 0.965

LAP	SECTOR 1		SECTOR 2		SECTOR 3		LAP TIME		MPH	DIFF	TIME OF DAY
1 -		88.5	46.529	85.5	25.277	120.9	1:49.606		79.92	11.466	12:14:46.856
2 -	32.867	90.6	46.633	81.7	23.805	124.9	1:43.305		84.79	5.165	12:16:30.161
3 -	32.068	96.6	44.644	86.3	24.080	122.6	1:40.792		86.91	2.652	12:18:10.953
4 -	31.643	90.8	44.588	85.5	23.813	124.0	1:40.044		87.55	1.904	12:19:50.997
5 -	31.302	90.0	43.416	***91.9***	23.422	124.9	***1:38.140***	**(1)**	***89.25***		***12:21:29.137***
6 -	31.249	91.1	44.036	86.0	24.565	118.5	1:39.850		87.73	1.710	12:23:08.987
7 -	31.510	98.8	***43.247***	89.4	23.434	124.2	1:38.191	**(3)**	89.21	0.051	12:24:47.178
8 -	***30.836***	***100.7***	43.574	86.4	23.762	125.4	1:38.172	**(2)**	89.22	0.032	12:26:25.350
9 -	32.402	93.8	44.057	85.3	23.613	125.6	1:40.072		87.53	1.932	12:28:05.422
10 -	33.208	92.3	43.982	79.3	23.342	124.0	1:40.532		87.13	2.392	12:29:45.954
11 -	31.804	96.9	43.479	80.6	23.372	124.7	1:38.655		88.79	0.515	12:31:24.609
12 -	32.114	96.6	43.748	83.7	23.519	***126.6***	1:39.381		88.14	1.241	12:33:03.990
13 -	31.746	96.4	44.454	80.6	23.625	124.7	1:39.825		87.75	1.685	12:34:43.815
14 -	32.383	100.6	46.269	76.8	24.947	123.3	1:43.599		84.55	5.459	12:36:27.414
15 -	32.572	96.8	44.957	89.0	***23.092***	124.5	1:40.621		87.05	2.481	12:38:08.035
16 -	33.054	96.8	43.755	83.5	24.737	124.2	1:41.546		86.26	3.406	12:39:49.581
17 -	31.918	98.3	43.692	75.9	23.589	123.1	1:39.199		88.30	1.059	12:41:28.780
18 -	31.457	99.4	43.576	73.3	24.454	123.1	1:39.487		88.05	1.347	12:43:08.267
19 -	33.143	71.3	45.503	75.0	24.679	122.2	1:43.325		84.77	5.185	12:44:51.592

HSCC Thundersports Series

RACE 9 - SECTOR ANALYSIS

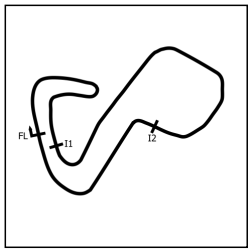

SECTOR 1 = FL to I1, SECTOR 2 = I1 to I2, SECTOR 3 = I2 to FL, DIFF = Difference To Personal Best Lap, P = Crossed Finish Line in Pit Lane, D = Time Disallowed

P5 37 S20 Will SCHRYVER Royale RP37

IDEAL LAP TIME : 1:40.420 BEST LAP TIME : 1:40.613 DIFFERENCE : 0.193

LAP	SECTOR 1		SECTOR 2		SECTOR 3		LAP TIME		MPH	DIFF	TIME OF DAY
1 -		92.6	45.651	84.9	24.753	111.1	1:46.957		81.90	6.344	12:14:44.207
2 -	32.048	92.4	46.191	87.4	24.292	***124.5***	1:42.531		85.43	1.918	12:16:26.738
3 -	32.436	93.0	45.599	87.1	24.379	112.7	1:42.414		85.53	1.801	12:18:09.152
4 -	31.546	***94.2***	45.699	84.7	24.886	111.4	1:42.131		85.77	1.518	12:19:51.283
5 -	31.971	93.5	45.440	86.4	24.522	112.2	1:41.933		85.93	1.320	12:21:33.216
6 -	31.896	92.8	45.784	86.1	24.788	109.8	1:42.468		85.48	1.855	12:23:15.684
7 -	31.929	93.4	45.180	89.1	24.403	112.4	1:41.512		86.29	0.899	12:24:57.196
8 -	31.678	93.9	***44.748***	90.3	24.187	113.7	***1:40.613***	**(1)**	***87.06***		***12:26:37.809***
9 -	31.688	93.7	45.175	85.0	24.353	113.7	1:41.216		86.54	0.603	12:28:19.025
10 -	***31.509***	93.3	45.017	85.4	24.382	112.9	1:40.908	**(2)**	86.81	0.295	12:29:59.933
11 -	31.780	92.8	45.280	***90.6***	24.314	113.1	1:41.374		86.41	0.761	12:31:41.307
12 -	31.737	***94.2***	45.657	89.1	24.181	113.5	1:41.575		86.24	0.962	12:33:22.882
13 -	31.521	94.1	45.611	88.6	***24.163***	114.1	1:41.295		86.47	0.682	12:35:04.177
14 -	31.633	93.2	45.324	89.2	24.231	114.1	1:41.188	**(3)**	86.56	0.575	12:36:45.365
15 -	32.689	93.8	46.390	76.0	25.037	113.3	1:44.116		84.13	3.503	12:38:29.481
16 -	31.895	93.4	45.129	89.0	24.363	113.1	1:41.387		86.40	0.774	12:40:10.868
17 -	31.630	92.8	45.585	83.6	24.686	113.3	1:41.901		85.96	1.288	12:41:52.769
18 -	31.768	92.6	45.411	74.3	26.120	111.6	1:43.299		84.80	2.686	12:43:36.068
19 -	31.958	92.4	45.463	89.1	24.248	112.0	1:41.669		86.16	1.056	12:45:17.737

P6 26 SP1 George DOUGLAS Martin BM9

IDEAL LAP TIME : 1:43.192 BEST LAP TIME : 1:44.169 DIFFERENCE : 0.977

LAP	SECTOR 1		SECTOR 2		SECTOR 3		LAP TIME		MPH	DIFF	TIME OF DAY
1 -		89.5	47.928	76.5	***23.964***	123.8	1:52.279		78.01	8.110	12:14:49.529
2 -	32.602	92.6	***46.983***	***81.5***	24.584	***127.5***	***1:44.169***	**(1)**	***84.09***		***12:16:33.698***
3 -	***32.245***	94.9	47.844	68.1	26.010	118.5	1:46.099		82.56	1.930	12:18:19.797
4 -	32.736	94.1	48.070	70.4	24.719	124.7	1:45.525	**(3)**	83.01	1.356	12:20:05.322
5 -	33.417	94.3	48.613	73.6	25.233	116.5	1:47.263		81.66	3.094	12:21:52.585
6 -	33.779	89.3	48.616	74.9	26.606	116.3	1:49.001		80.36	4.832	12:23:41.586
7 -	34.783	***95.4***	47.866	72.8	25.968	106.0	1:48.617		80.64	4.448	12:25:30.203
8 -	36.061	77.4	47.827	79.6	25.419	120.6	1:49.307		80.13	5.138	12:27:19.510
9 -	33.030	95.3	48.669	78.7	24.954	123.5	1:46.653		82.13	2.484	12:29:06.163
10 -	32.534	91.3	***46.983***	77.8	25.488	117.1	1:45.005	**(2)**	83.42	0.836	12:30:51.168
11 -	33.486	89.0	49.473	74.2	28.433	113.5	1:51.392		78.63	7.223	12:32:42.560
12 -	33.611	91.8	48.953	71.4	24.810	119.1	1:47.374		81.58	3.205	12:34:29.934
13 -	32.873	93.9	47.263	70.8	25.436	116.7	1:45.572		82.97	1.403	12:36:15.506
14 -	35.035	89.0	49.507	75.4	25.685	114.5	1:50.227		79.47	6.058	12:38:05.733
15 -	35.890	89.3	48.837	75.4	26.280	117.3	1:51.007		78.91	6.838	12:39:56.740
16 -	34.531	87.6	48.908	76.8	26.367	112.0	1:49.806		79.77	5.637	12:41:46.546
17 -	34.169	89.7	48.806	78.2	27.671	83.1	1:50.646		79.16	6.477	12:43:37.192

HSCC Thundersports Series

RACE 9 - SECTOR ANALYSIS

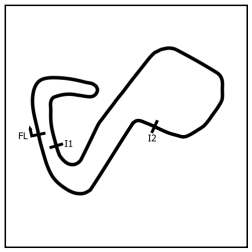

SECTOR 1 = FL to I1, SECTOR 2 = I1 to I2, SECTOR 3 = I2 to FL, DIFF = Difference To Personal Best Lap, P = Crossed Finish Line in Pit Lane, D = Time Disallowed

P7 22 SP3 Gwyn POLLARD — Royale RP6/17

IDEAL LAP TIME : 1:36.566 BEST LAP TIME : 1:36.842 DIFFERENCE : 0.276

LAP	SECTOR 1		SECTOR 2		SECTOR 3		LAP TIME		MPH	DIFF	TIME OF DAY
1 -		98.2	45.198	84.6	23.408	131.0	1:44.161		84.09	7.319	12:14:41.411
2 -	30.510	107.5	43.538	84.2	23.320	131.5	1:37.368	(3)	89.96	0.526	12:16:18.779
3 -	***30.500***	102.7	***43.150***	***88.3***	23.192	131.5	***1:36.842***	**(1)**	***90.45***		***12:17:55.621***
4 -	30.788	104.5	43.604	86.7	***22.916***	***133.9***	1:37.308	(2)	90.02	0.466	12:19:32.929
5 -	30.585	***107.7***	44.258	85.3	24.497	127.3	1:39.340		88.18	2.498	12:21:12.269
6 -	31.417	104.0	43.545	83.2	23.388	131.5	1:38.350		89.06	1.508	12:22:50.619
7 -	30.888	103.5	43.822	81.9	23.292	131.3	1:38.002		89.38	1.160	12:24:28.621
8 -	31.310	101.3	44.766	78.7	23.592	130.5	1:39.668		87.89	2.826	12:26:08.289
9 -	31.735	104.2	44.790	82.9	23.412	130.0	1:39.937		87.65	3.095	12:27:48.226
10 -	31.572	102.4	44.704	83.1	23.607	129.8	1:39.883		87.70	3.041	12:29:28.109
11 -	31.507	104.5	44.482	81.8	23.425	130.5	1:39.414		88.11	2.572	12:31:07.523
12 -	31.486	104.2	44.540	82.1	23.899	130.0	1:39.925		87.66	3.083	12:32:47.448
13 -	31.793	105.0	44.397	84.0	24.009	125.9	1:40.199		87.42	3.357	12:34:27.647
14 -	31.688	102.7	44.851	78.1	23.595	130.3	1:40.134		87.48	3.292	12:36:07.781
15 -	44.810	96.2	49.625	67.1	25.361	114.7	1:59.796		73.12	22.954	12:38:07.577
16 -	37.518	85.9	45.954	78.2	25.050	125.9	1:48.522		80.71	11.680	12:39:56.099

P8 53 SP2 Michiel CAMPAGNE — McLaren M8F

IDEAL LAP TIME : BEST LAP TIME : 1:38.405 DIFFERENCE :

LAP	SECTOR 1	SECTOR 2	SECTOR 3	LAP TIME		MPH	DIFF	TIME OF DAY
1 -				1:48.436		80.78	10.031	12:14:45.686
2 -				1:41.035		86.70	2.630	12:16:26.721
3 -				***1:38.405***	**(1)**	***89.01***		***12:18:05.126***
4 -				1:38.745	(2)	88.71	0.340	12:19:43.871
5 -				1:40.156		87.46	1.751	12:21:24.027
6 -				1:39.323		88.19	0.918	12:23:03.350
7 -				1:39.675		87.88	1.270	12:24:43.025
8 -				1:41.320		86.45	2.915	12:26:24.345
9 -				1:40.666		87.01	2.261	12:28:05.011
10 -				1:39.804		87.77	1.399	12:29:44.815
11 -				1:38.928	(3)	88.54	0.523	12:31:23.743
12 -				1:39.448		88.08	1.043	12:33:03.191
13 -				1:40.300		87.33	1.895	12:34:43.491
14 -				1:43.492		84.64	5.087	12:36:26.983

P9 72 SP1 Hugh PRICE — Chevron B16

IDEAL LAP TIME : 1:44.229 BEST LAP TIME : 1:44.350 DIFFERENCE : 0.121

LAP	SECTOR 1		SECTOR 2		SECTOR 3		LAP TIME		MPH	DIFF	TIME OF DAY
1 -		83.9	48.553	72.5	25.656	113.3	1:54.490		76.51	10.140	12:14:51.740
2 -	***32.529***	93.5	46.811	76.7	***25.010***	114.1	***1:44.350***	**(1)**	***83.94***		***12:16:36.090***
3 -	32.867	***95.1***	47.177	73.8	25.403	114.5	1:45.447	(3)	83.07	1.097	12:18:21.537
4 -	32.786	93.8	47.181	71.6	25.587	113.7	1:45.554		82.98	1.204	12:20:07.091
5 -	33.053	91.9	47.611	70.8	25.608	113.7	1:46.272		82.42	1.922	12:21:53.363
6 -	33.433	92.4	48.571	70.9	26.752	111.4	1:48.756		80.54	4.406	12:23:42.119
7 -	33.639	90.8	48.730	71.5	26.423	108.2	1:48.792		80.51	4.442	12:25:30.911
8 -	34.476	89.3	47.725	77.1	25.586	112.2	1:47.787		81.26	3.437	12:27:18.698
9 -	33.119	93.8	47.699	77.8	25.663	***115.5***	1:46.481		82.26	2.131	12:29:05.179
10 -	32.974	92.9	***46.690***	74.3	25.733	113.5	1:45.397	(2)	83.11	1.047	12:30:50.576
11 -	34.359	78.0	49.733	69.7	26.957	110.3	1:51.049		78.88	6.699	12:32:41.625
12 -	33.765	94.2	46.812	***79.3***	25.760	110.9	1:46.337		82.37	1.987	12:34:27.962
13 -	33.566	94.1	48.924	72.3	26.663	107.8	1:49.153		80.25	4.803	12:36:17.115

HSCC Thundersports Series

RACE 9 - SECTOR ANALYSIS

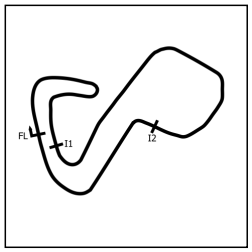

SECTOR 1 = FL to I1, SECTOR 2 = I1 to I2, SECTOR 3 = I2 to FL, DIFF = Difference To Personal Best Lap, P = Crossed Finish Line in Pit Lane, D = Time Disallowed

P10 9 SP3 Simon WATTS — Chevron B26

IDEAL LAP TIME : 1:32.911 BEST LAP TIME : 1:33.213 DIFFERENCE : 0.302

LAP	SECTOR 1		SECTOR 2		SECTOR 3		LAP TIME		MPH	DIFF	TIME OF DAY
1 -		107.0	41.955	88.0	22.316	132.3	1:37.363		89.97	4.150	12:14:34.613
2 -	29.969	108.4	***41.227***	***90.6***	***22.017***	***134.2***	***1:33.213***	**(1)**	***93.97***		***12:16:07.826***
3 -	29.999	109.1	41.325	88.4	22.136	***134.2***	1:33.460		93.72	0.247	12:17:41.286
4 -	29.911	108.9	41.434	89.7	22.072	***134.2***	1:33.417	**(3)**	93.77	0.204	12:19:14.703
5 -	29.758	108.0	41.629	87.0	22.447	132.6	1:33.834		93.35	0.621	12:20:48.537
6 -	30.163	105.5	41.865	88.0	22.210	133.9	1:34.238		92.95	1.025	12:22:22.775
7 -	29.886	108.5	41.956	88.8	22.371	133.9	1:34.213		92.97	1.000	12:23:56.988
8 -	***29.667***	108.4	41.343	89.7	22.393	132.6	1:33.403	**(2)**	93.78	0.190	12:25:30.391
9 -	30.196	109.1	43.974	86.0	22.932	133.9	1:37.102		90.21	3.889	12:27:07.493

P11 25 S20 Juerg TOBLER — Royale S2000M

IDEAL LAP TIME : 1:40.764 BEST LAP TIME : 1:41.281 DIFFERENCE : 0.517

LAP	SECTOR 1		SECTOR 2		SECTOR 3		LAP TIME		MPH	DIFF	TIME OF DAY
1 -		84.8	46.723	76.2	24.882	111.2	1:51.570		78.51	10.289	12:14:48.820
2 -	31.828	91.9	46.437	78.5	24.600	111.6	1:42.865		85.15	1.584	12:16:31.685
3 -	31.786	92.6	45.058	***82.6***	24.597	111.2	1:41.441	**(2)**	86.35	0.160	12:18:13.126
4 -	***31.438***	***93.2***	46.001	76.8	***24.368***	***112.0***	1:41.807	**(3)**	86.04	0.526	12:19:54.933
5 -	31.742	91.6	***44.958***	81.1	24.581	111.2	***1:41.281***	**(1)**	***86.49***		***12:21:36.214***

P12 3 SP2 Frank BRADLEY — March 717

IDEAL LAP TIME : 1:33.504 BEST LAP TIME : 1:33.745 DIFFERENCE : 0.241

LAP	SECTOR 1		SECTOR 2		SECTOR 3		LAP TIME		MPH	DIFF	TIME OF DAY
1 -		92.1	47.195	83.4	22.974	140.3	1:48.643		80.62	14.898	12:14:45.893
2 -	31.269	100.9	44.325	87.2	***21.925***	137.2	1:37.519	**(3)**	89.82	3.774	12:16:23.412
3 -	29.879	***117.3***	41.793	89.3	22.073	140.9	***1:33.745***	**(1)**	***93.44***		***12:17:57.157***
4 -	30.104	108.7	***41.789***	***89.7***	22.227	***141.8***	1:34.120	**(2)**	93.07	0.375	12:19:31.277

P13 14 SP3 John SPIERS — Osella PA3

IDEAL LAP TIME : 1:37.215 BEST LAP TIME : 1:37.401 DIFFERENCE : 0.186

LAP	SECTOR 1		SECTOR 2		SECTOR 3		LAP TIME		MPH	DIFF	TIME OF DAY
1 -		96.4	46.601	81.6	23.600	126.3	1:44.784	**(3)**	83.59	7.383	12:14:42.034
2 -	30.901	100.7	43.542	85.2	***23.233***	***127.8***	1:37.676	**(2)**	89.68	0.275	12:16:19.710
3 -	***30.724***	***101.9***	***43.258***	***85.9***	23.419	127.3	***1:37.401***	**(1)**	***89.93***		***12:17:57.111***

Weather / Track : Sunny / Dry

Brands Hatch GP: 2.4332 miles
Date: 10/07/2022 Start: 12:12 Finish: 12:44

HSCC Thundersports Series

RACE 9 - BEST SECTORS

	SECTOR 1			SECTOR 2			SECTOR 3			IDEAL / BEST COMPARISON					
POS	NO	NAME	TIME	NO	NAME	TIME	NO	NAME	TIME	POS	NO	NAME	IDEAL	BEST	DIFF
												PERFECT LAP	1:30.541		
1	21	PARKER	28.854	21	PARKER	40.379	89	BRIGGS	21.308	1	21	PARKER	1:31.130	1:31.548	0.418
2	89	BRIGGS	29.455	89	BRIGGS	40.411	21	PARKER	21.897	2	89	BRIGGS	1:31.174	1:31.495	0.321
3	9	WATTS	29.667	9	WATTS	41.227	3	BRADLEY	21.925	3	9	WATTS	1:32.911	1:33.213	0.302
4	3	BRADLEY	29.790	3	BRADLEY	41.789	9	WATTS	22.017	4	3	BRADLEY	1:33.504	1:33.745	0.241
5	31	FURST	30.007	31	FURST	41.900	31	FURST	22.052	5	31	FURST	1:33.959	1:34.133	0.174
6	22	POLLARD	30.500	22	POLLARD	43.150	22	POLLARD	22.916	6	22	POLLARD	1:36.566	1:36.842	0.276
7	14	SPIERS	30.724	16	ALBOROUGH	43.247	16	ALBOROUGH	23.092	7	16	ALBOROUGH	1:37.175	1:38.140	0.965
8	16	ALBOROUGH	30.836	14	SPIERS	43.258	14	SPIERS	23.233	8	14	SPIERS	1:37.215	1:37.401	0.186
9	25	TOBLER	31.438	37	SCHRYVER	44.748	26	DOUGLAS	23.964	9	37	SCHRYVER	1:40.420	1:40.613	0.193
10	37	SCHRYVER	31.509	25	TOBLER	44.958	37	SCHRYVER	24.163	10	25	TOBLER	1:40.764	1:41.281	0.517
11	26	DOUGLAS	32.245	72	PRICE	46.690	25	TOBLER	24.368	11	26	DOUGLAS	1:43.192	1:44.169	0.977
12	72	PRICE	32.529	26	DOUGLAS	46.983	72	PRICE	25.010	12	72	PRICE	1:44.229	1:44.350	0.121
13										13	53	CAMPAGNE		1:38.405	

Weather / Track : Sunny / Dry

Brands Hatch GP: 2.4332 miles
Date: 10/07/2022 Start: 12:12 Finish: 12:44

Results can be found at www.tsl-timing.com

Printed - 12:47 Sunday, 10 July 2022

HSCC Thundersports Series

RACE 9 - BEST SPEEDS

	INTERMEDIATE 1			INTERMEDIATE 2			FINISH LINE		
POS	NO	NAME	MPH	NO	NAME	MPH	NO	NAME	MPH
1	**3**	BRADLEY	**117.3**	**21**	PARKER	**99.5**	**89**	BRIGGS	**160.9**
2	**89**	BRIGGS	**113.3**	**89**	BRIGGS	**92.5**	**3**	BRADLEY	**141.8**
3	**21**	PARKER	**110.9**	**16**	ALBOROUGH	**91.9**	**9**	WATTS	**134.2**
4	**9**	WATTS	**109.2**	**31**	FURST	**91.5**	**21**	PARKER	**133.9**
5	**22**	POLLARD	**107.7**	**37**	SCHRYVER	**90.6**	**22**	POLLARD	**133.9**
6	**31**	FURST	**101.9**	**9**	WATTS	**90.6**	**31**	FURST	**131.8**
7	**14**	SPIERS	**101.9**	**3**	BRADLEY	**89.7**	**14**	SPIERS	**127.8**
8	**16**	ALBOROUGH	**100.7**	**22**	POLLARD	**88.3**	**26**	DOUGLAS	**127.5**
9	**26**	DOUGLAS	**95.4**	**14**	SPIERS	**85.9**	**16**	ALBOROUGH	**126.6**
10	**72**	PRICE	**95.1**	**25**	TOBLER	**82.6**	**37**	SCHRYVER	**124.5**
11	**37**	SCHRYVER	**94.2**	**26**	DOUGLAS	**81.5**	**72**	PRICE	**115.5**
12	**25**	TOBLER	**93.2**	**72**	PRICE	**79.3**	**25**	TOBLER	**112.0**
13									

Weather / Track : Sunny / Dry

Brands Hatch GP: 2.4332 miles
Date: 10/07/2022 Start: 12:12 Finish: 12:44

Results can be found at www.tsl-timing.com

Printed - 12:47 Sunday, 10 July 2022

HSCC Thundersports Series

RACE 9 - STATISTICS

Competitors Started	13
Planned Start	2022-07-10 @ 12:11:00.000
Actual Start	2022-07-10 @ 12:12:57.249
Finish Time	2022-07-10 @ 12:44:09.373
Track Length	2.4332mi.
Total Laps	179
Total Distance Covered	435.5588mi.

Session Fastest Lap History

NO	CL	NAME	LAP TIME	TIME OF DAY	LAP	VEHICLE
9	SP3	**Simon WATTS**	**1:37.363**	12:14:34.622	1	Chevron B26
9	SP3	**Simon WATTS**	**1:33.213**	12:16:07.834	2	Chevron B26
89	SP2	**Warren BRIGGS**	**1:31.691**	12:17:51.247	3	Mclaren M8E
89	SP2	**Warren BRIGGS**	**1:31.529**	12:19:22.777	4	Mclaren M8E
89	SP2	**Warren BRIGGS**	**1:31.495**	12:34:48.634	14	Mclaren M8E

Session Leader History

NO	CL	NAME	FROM LAP	LAPS LED	DISTANCE	VEHICLE
9	SP3	**Simon WATTS**	1	8	19.46 miles	Chevron B26
89	SP2	**Warren BRIGGS**	9	12	29.19 miles	Mclaren M8E

Flag History

TYPE	TIME OF DAY
GREEN	12:12:57.249
FINISH	12:44:09.373

Flag Statistics

TYPE	COUNT	TOTAL LAPS	TOTAL TIME
Green	1	20	32:29.058
Red	0	0	0.000
Safety Car	0	0	0.000
FCY	0	0	0.000

Weather / Track : Sunny / Dry

Brands Hatch GP: 2.4332 miles
Date: 10/07/2022 Start: 12:12 Finish: 12:44

HSCC Thundersports Series

RACE 9 - STATISTICS

CLASS : S20

2 Starters

Fastest Lap History

NO	NAME	LAP TIME	TIME OF DAY	LAP	VEHICLE
37	**Will SCHRYVER**	**1:46.957**	12:14:44.214	1	Royale RP37
37	**Will SCHRYVER**	**1:42.531**	12:16:26.738	2	Royale RP37
37	**Will SCHRYVER**	**1:42.414**	12:18:09.159	3	Royale RP37
25	**Juerg TOBLER**	**1:41.441**	12:18:13.148	3	Royale S2000M
25	**Juerg TOBLER**	**1:41.281**	12:21:36.236	5	Royale S2000M
37	**Will SCHRYVER**	**1:40.613**	12:26:37.815	8	Royale RP37

Leader History

NO	NAME	FROM LAP	LAPS LED	DISTANCE	VEHICLE
37	**Will SCHRYVER**	1	19	46.23 miles	Royale RP37

HSCC Thundersports Series

RACE 9 - STATISTICS

CLASS : SP1

3 Starters

Fastest Lap History

NO	NAME	LAP TIME	TIME OF DAY	LAP	VEHICLE
31	**Gary FURST**	**1:40.460**	12:14:37.726	1	Lola T212
31	**Gary FURST**	**1:34.810**	12:16:12.538	2	Lola T212
31	**Gary FURST**	**1:34.133**	12:17:46.670	3	Lola T212

Leader History

NO	NAME	FROM LAP	LAPS LED	DISTANCE	VEHICLE
31	**Gary FURST**	1	20	48.66 miles	Lola T212

HSCC Thundersports Series

RACE 9 - STATISTICS

CLASS : SP2

3 Starters

Fastest Lap History

NO	NAME	LAP TIME	TIME OF DAY	LAP	VEHICLE
53	**Michiel CAMPAGNE**	**1:48.436**	12:14:45.686	1	McLaren M8F
89	**Warren BRIGGS**	**1:33.373**	12:16:19.558	2	Mclaren M8E
89	**Warren BRIGGS**	**1:31.691**	12:17:51.247	3	Mclaren M8E
89	**Warren BRIGGS**	**1:31.529**	12:19:22.777	4	Mclaren M8E
89	**Warren BRIGGS**	**1:31.495**	12:34:48.634	14	Mclaren M8E

Leader History

NO	NAME	FROM LAP	LAPS LED	DISTANCE	VEHICLE
53	**Michiel CAMPAGNE**	1	1	2.43 miles	McLaren M8F
89	**Warren BRIGGS**	2	19	46.23 miles	Mclaren M8E

Weather / Track : Sunny / Dry

Brands Hatch GP: 2.4332 miles
Date: 10/07/2022 Start: 12:12 Finish: 12:44

HSCC Thundersports Series

RACE 9 - STATISTICS

CLASS : SP3

5 Starters

Fastest Lap History

NO	NAME	LAP TIME	TIME OF DAY	LAP	VEHICLE
9	**Simon WATTS**	**1:37.363**	12:14:34.622	1	Chevron B26
9	**Simon WATTS**	**1:33.213**	12:16:07.834	2	Chevron B26
21	**Robert PARKER**	**1:33.068**	12:25:36.503	8	Osella PA5
21	**Robert PARKER**	**1:33.059**	12:28:43.272	10	Osella PA5
21	**Robert PARKER**	**1:32.176**	12:30:15.448	11	Osella PA5
21	**Robert PARKER**	**1:31.837**	12:31:47.285	12	Osella PA5
21	**Robert PARKER**	**1:31.548**	12:33:18.833	13	Osella PA5

Leader History

NO	NAME	FROM LAP	LAPS LED	DISTANCE	VEHICLE
9	**Simon WATTS**	1	9	21.89 miles	Chevron B26
21	**Robert PARKER**	10	11	26.76 miles	Osella PA5

Weather / Track : Sunny / Dry

Brands Hatch GP: 2.4332 miles
Date: 10/07/2022 Start: 12:12 Finish: 12:44