

Drivers briefing

Brands Hatch – 24/25 October 2020

Andrew Rowe – Senior Clerk of the Course

Andy Stevens – Clerk of the Course

Kelly Williams-Janes – Clerk of the Course

Luke Souch – Clerk of the Course



General

- Please remember to read the Final Instructions and any other instructions for your championship or series
- Please also ensure you comply with the Covid-19 guidance around the circuit and keep to social distancing with mandatory face coverings
- We will be running to timetable and so please be ready and listen to announcements in the paddock
- Ensure you have a ticket for yourself and your immediate crew. Without a competitor ticket you will not be allowed in the paddock
- Park sensibly in the paddock
- When you are out on track please make sure all your personal belongings are secure in the paddock!



Scrutineering (self declaration with spot checks)

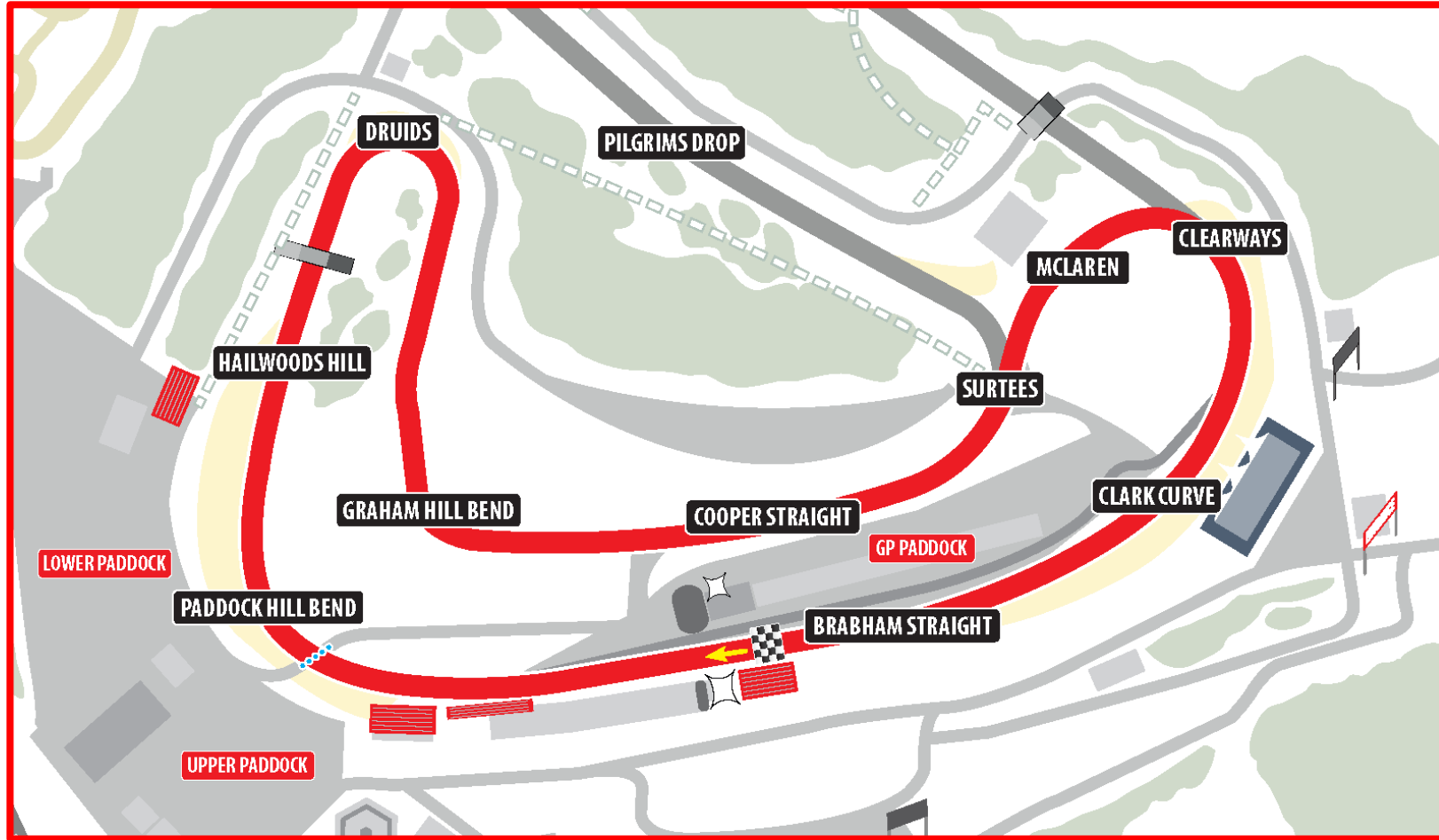
Please ensure:

- Car is empty of anything non race related (bags, shoes, jerry cans etc)
- Make sure NOTHING is loose and could roll around inside.
- Check fire extinguisher PIN is armed
- Ensure transponder subscription is up to date
- Check seat belts are untwisted
- Passenger seat belts are secure
- Tyre pressures are correct
- Rain light works (and you know which switch it is)
- Video camera charged and focused on the right image

NO MOBILE PHONES (in the car / your pockets)



Track layout




Qualifying

- Please be ready in the Assembly Area twenty minutes before your session
- All cars will be noise tested prior to their first session on the circuit entry to the Assembly Area
- Cars will be released from the assembly area into the pit lane and out onto the circuit as directed by marshals
- Each driver **MUST** get three timed laps completed
- If we have to RED flag in qualifying we will need you to return to the PIT LANE
- End of the track session, please complete a slowing down lap, exit the circuit at the pit entry and proceed straight through the pit lane to the outer or inner paddock for parc ferme



Pit Lane exit



Pit lane entry




Pit lane entry



Yellow Flag:

- Danger
- No overtaking
- MUST BE OBSERVED
- **No overtaking until after the Green Flag at the next post**
- NOT SEEING IS NO EXCUSE
- PENALTY possible DISQUALIFICATION



Red Flag:

- Stop racing
- No overtaking
- Qualifying: Return to Pit Lane
- Race: Return to Start Line
- Or as directed by Marshals



Signaling area

On the start-line the following flags may be shown



The Black and White, the Black and Orange and Drive Through board will also be displayed with a car number – please obey this instruction if shown for you car.


Signalling Point:



Chequered flag

At the end of each session the chequered flag will be shown on the Control Line – PLEASE DO NOT MISS THIS FLAG.

After the chequered flag, immediately SLOW DOWN, and return to pit lane



Race (standing start)

- Cars will be released from the assembly area, across the pit lane and directly out onto the grid
- When all cars are in position the countdown will begin
- 1 minute, 30 second boards will be show and then the green flag waved
- During green flag lap(s), practice starts and excessive weaving are specifically forbidden
- If you stall or spin off and fall behind all other competing cars, you must remain behind those cars and start the race from the rear of the grid
- The pole car with set the green flag pace and unnecessarily slow green flag laps may result in the race duration being reduced
- A 5 second board will be shown once all cars are in position back on the grid
- The red lights will be displayed, at some time between 2-7secs the red lights will switch off – signalling the start of the race
- In the case of starting lights failure, the Union flag will be used instead. No team personnel are allowed on the pit wall for the start of the race



Special instructions for BRSCC Formula Ford

- At the end of Race 21 (BRSCC Formula Ford Festival – Grand Final), the top three finishing cars will complete a slowing down lap after taking the chequered flag and then stop on the start line for the final podium and winner photo's.



Blue Flag

- Blue flag – Stationary: Another competitor is following close behind
- Blue flag – Waved: Another competitor is trying to overtake
- Any driver not observing blue flags will be reported and may be penalised



Start line



Track limits

Track limits will be monitored and penalties issued for exceeding track limits for qualifying and race sessions

At Brands Hatch track limit sensors are located at Turn 1 (Paddock Hill exit), Turn 2 (Druids exit), Turn 3 (Graham Hill exit), but we will be monitoring all parts of the track to ensure track limits are respected.



Parc Ferme

- Remember with PARC FERME you are on your own, no adjustments to the car, tyres etc, no family, team or friends (and please remain in your car in parc ferme, but you can remove your helmets and balaclavas)
- There will be more stringent eligibility checks to ensure that we maintaining a fair and level playing field
- Teams: You will be required to have a member of staff available to remove/replace parts being checked for scrutineering and that person must have a face mask and gloves.
- Parc Ferme – please make sure your team and family are social distancing



Safety Car

- As soon as the Safety Car boards and flags are displayed immediately stop racing and slow down and no overtaking!
- The Safety Car itself may not have been deployed when the boards and flags are displayed but cease racing
- The safety car will join the track between Turn 3 and 4
- Please join the crocodile behind the safety car and maintain a pace with all other cars, allowing us to clear the circuit
- In the event of an incident at the start of the race the safety car may be deployed from the pit lane entry
- On restart the lights will be extinguished and the car will return to pitlane. The leader will set the pace and you cannot pass another car until you have passed the GREEN flag on the start line



Safety car deployed



The Safety Car will be deployed from the back of Race Control between Turns 3 & 4

Safety on Track

- If you need help on track please try to stop in a SAFE place near a marshals post
- If the car is in a safe place, get out of the car and over the barrier and to a place of safety
- If you remain in the car give the thumbs up to marshals if you are okay



Driving standards

- Remember this is a **NON CONTACT** sport
- You need to be aware of all other cars around you at all times
- Make sure the overtake can be completed without contact
- Contact is expensive and potentially dangerous
- Reported incidents will be investigated and judicial action may be taken
- You may **Only Change Direction Once** in front of the pursuing car, that is to say you can only move left or right in front of the car, not both
- **Pushing or Squeezing** competitors off the track is strictly forbidden i.e. reducing the available track width to less than a car's width
- Unpredictable moves causes incidents!



Judicial

- You may lodge a protest with the secretary of the meeting contactable on the race telephone number published in the final instructions
- If you are reported for a race incident then the co-ordinators will collect your SD card and seal it into an envelope
- If you are then requested to attend a race investigation with the clerk please come to the Media Centre on the first floor of the Race Control building (or this maybe carried out by telephone). Please ensure you comply with social distancing at all times and wear a face mask if attending the race clerks office
- Any SD cards will be returned to you once the video incident has been reviewed



Enjoy

- Remember to enjoy the experience
- If you have any questions during the day please contact one of your co-ordinators or get in touch with race control by phone

