SILVERSTONE CLASSIC

Silverstone GP Circuit

26th - 28th July 2019

Results Provided by Timing Solutions Ltd
www.tsl-timing.com

Silverstone GP

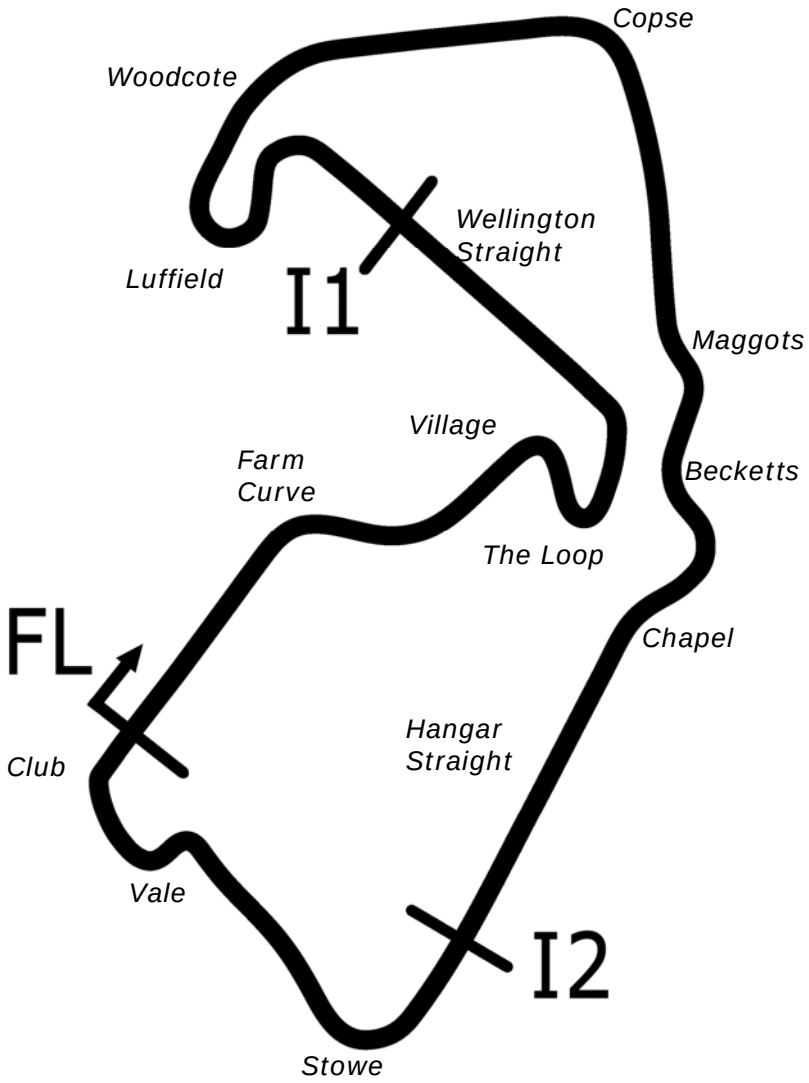

Length	3.6605 miles	5891.0 m	
FL		52.06826 N	1.02344 W
I1	1932m	52.07603 N	1.01669 W
I2	4756m	52.06559 N	1.01486 W

International Pit Entry–Pit Exit 512m, 30.7s @60kph, 23.0s @80kph
National Pit Entry-Pit Exit 336m, 20.2s @60kph, 15.1s @80kph
Start Line Offset-132.3m

All results available at www.tsl-timing.com

Silverstone Classic

Royal Automobile Club Woodcote & Stirling Moss Trophy

QUALIFYING - RACE 2 - CLASSIFICATION

Sheet No:	Issue Time:

POS	NO	CL	PIC	NAME	ENTRY	TIME	ON	LAPS	GAP	DIFF	MPH
1	1	S5	1	Oliver BRYANT	Lotus 15	2:26.018	7	7			90.24
2	37	S5	2	WALKER / GRIFFITHS	Lotus 15	2:28.563	9	9	2.545	2.545	88.70
3	88	S6	1	KENT / OSBORNE	Lister Costin Jaguar	2:29.968	5	9	3.950	1.405	87.87
4	25	S5	3	Michael GANS	Lotus 15	2:30.017	5	9	3.999	0.049	87.84
5	8	S6	2	WOOD / NUTHALL	Lister Knobbly	2:30.093	9	9	4.075	0.076	87.79
6	43	S6	3	David HART	Lister Costin	2:30.421	5	9	4.403	0.328	87.60
7	29	S1	1	AHLERS / BELLINGER	Lola Mk1 Prototype	2:31.973	8	9	5.955	1.552	86.71
8	51	S4	1	WATSON / O'CONNELL	Lotus 11 Le Mans	2:32.451	8	8	6.433	0.478	86.43
9	52	S6	4	John SPIERS	Lister Jaguar Knobbly	2:32.729	5	8	6.711	0.278	86.28
10	11	S6	5	WAKEMAN / BL'-EDWARDS	Cooper T38	2:33.100	5	9	7.082	0.371	86.07
11	170	S6	6	RATCLIFF / STEVENS	Lister Knobbly	2:34.376	7	9	8.358	1.276	85.36
12	2	W4a	1	J.PEARSON / G.PEARSON	Jaguar D-type	2:34.419	7	8	8.401	0.043	85.33
13	4	S4	2	Philip CHAMPION	Lotus 11 Le Mans	2:34.807	1	9	8.789	0.388	85.12
14	199	S2	1	KEEN / MCALPINE	Kurtis 500s Corvette	2:35.666	8	8	9.648	0.859	84.65
15	15	W3	1	WILSON / STRETTON	Maserati 250S	2:36.118	9	9	10.100	0.452	84.40
16	74	W4	1	HUNT / BL'EDWARDS	HWM Sports Racing	2:36.337	2	9	10.319	0.219	84.29
17	18	S5I	1	DITHERIDGE / CANNELL	Cooper Monaco	2:36.791	8	8	10.773	0.454	84.04
18	30	S5I	2	A.SMITH / D.SMITH	Cooper Monaco	2:37.030	8	8	11.012	0.239	83.91
19	35	S4	3	Gregory PRINS	Rejo Mk4	2:37.074	9	9	11.056	0.044	83.89
20	26	S5	4	HARTOGS / NUTHALL	Lotus 15 Series	2:37.298	5	7	11.280	0.224	83.77
21	57	S1	2	Ben ADAMS	Lola Mk1	2:37.848	2	6	11.830	0.550	83.48
22	144	W4a	2	POCHCIOL / HANSON	Jaguar C-type	2:38.217	2	9	12.199	0.369	83.28
23	10	W3a	1	PAUL / BOURNE	Lotus Mk10	2:38.377	8	8	12.359	0.160	83.20
24	28	W3	2	Martin HALUSA	Maserati 300S	2:38.534	8	9	12.516	0.157	83.12
25	20	W4	2	Rudiger FRIEDRICHS	Jaguar C-Type	2:38.654	8	9	12.636	0.120	83.05
26	9	W4a	3	EASTICK / JONES	Jaguar D-type	2:38.771	8	9	12.753	0.117	82.99
27	155	S4	4	H.DE SILVA / T.DE SILVA	Lotus 11	2:39.396	1	7	13.378	0.625	82.67
28	6	W2	1	URE / STRETTON	Cooper Bristol T24/25	2:39.407	5	7	13.389	0.011	82.66
29	32	W4	3	LLEWELLYN/LLEWELLYN	Allard J2	2:39.594	7	8	13.576	0.187	82.57
30	137	S4I	1	HAYNES / GIRARDO	Lotus 11 Le Mans	2:40.264	6	8	14.246	0.670	82.22
31	101	W4	4	Till BECHTOLSHEIMER	Allard J2	2:41.102	8	9	15.084	0.838	81.79
32	17	W4	5	WAKEMAN / FISKEN	Jaguar C-type	2:41.535	4	8	15.517	0.433	81.57
33	7	W3a	2	FRIEDRICHS / HADFIELD	Aston Martin DB3S	2:41.843	5	8	15.825	0.308	81.42
34	55	W4aI	1	WEBB / YOUNG	Jaguar C-type	2:41.939	5	8	15.921	0.096	81.37
35	115	S6I	1	John BURTON	Jaguar Alton	2:41.989	6	7	15.971	0.050	81.34
36	201	S3I	1	HARRISON / ADCOCK	Rejo Mk3	2:42.859	3	6	16.841	0.870	80.91
37	24	W4	6	J.WARD / C.WARD	Jaguar XK120 Ecurie Ecosse	2:43.200	8	8	17.182	0.341	80.74
38	46	S5	5	Olivier BLANPAIN	Cooper Monaco	2:43.411	8	8	17.393	0.211	80.64
39	39	W1	1	BERNBERG / UGO	Cooper T39 Bobtail	2:43.942	6	8	17.924	0.531	80.38
40	36	W4a	4	Richard GUY	Jaguar D-type	2:44.684	7	8	18.666	0.742	80.01
41	85	W2	2	Stephen BOND	Lister Bristol Flat Iron	2:45.186	6	9	19.168	0.502	79.77
42	77	S5	6	MAHMOUD / BUSTROS	Cooper Monaco T49	2:46.031	1	4	20.013	0.845	79.36
43	98	W3a	3	Nick MATTHEWS	Austin-Healey 100/4	2:46.585	8	9	20.567	0.554	79.10
44	23	W4	7	Barry WOOD	RGS Atlanta	2:46.612	1	7	20.594	0.027	79.09
45	53	W3	3	REED / SNOWDON	Aston Martin DB2	2:46.842	7	8	20.824	0.230	78.98
46	21	S4	5	Jason YATES	Lotus 11	2:47.239	6	8	21.221	0.397	78.79
47	76	W3a	4	O.HARRIS / N.HARRIS	Austin-Healey 100-4	2:47.723	3	6	21.705	0.484	78.56
48	16	W3	4	Christopher JOLLY	Aston Martin DB2	2:48.774	8	8	22.756	1.051	78.07
49	133	W3a	5	Paul KENNELLY	Austin-Healey 100M	2:49.193	7	8	23.175	0.419	77.88
50	44	W3a	6	THORNE / BENNETT-BAGGS	Austin-Healey 100/4	2:50.018	2	8	24.000	0.825	77.50
51	33	W2	3	C.PHILLIPS / O.PHILIPS	Cooper Bristol	2:52.531	7	7	26.513	2.513	76.37
52	19	S1	3	EMMERLING / HOOPER	Elva Mk5	2:53.515	2	4	27.497	0.984	75.94
53	81	W3aI	1	REICHMAN / WILSON	Austin-Healey 100/4	2:55.034	5	7	29.016	1.519	75.28
54	450	W3a	7	P.MORTIMER / J.MORTIMER	Austin-Healey 100M	2:55.340	1	2	29.322	0.306	75.15
55	118*	W3a	8	RAWE / SANZ DE ACEDO	Austin-Healey 100M	2:56.409	6	6	30.391	1.069	74.70
56	58	W3a	9	David STANLEY	Austin-Healey 100 Le Mans	3:00.651	8	8	34.633	4.242	72.94
57	3	W2	4	Steve WARD	Frazer Nash Le Mans	3:09.140	4	7	43.122	8.489	69.67
58	22	W4I	1	Derek DRINKWATER	Cadillac 61S Le Monstre	3:13.802	5	7	47.784	4.662	67.99
59	12	S6	7	Gary PEARSON	Lister Jaguar Knobbly			0			

***Car 118 requires a working transponder - Regulation Q12.2.1 refers.**

Silverstone GP

Weather / Track : Bright / Dry

Circuit Length = 3.6604 miles

These results are provisional until the conclusion of any judicial and technical matters.

Start: 09:30 Flag 09:57 End: 10:01

Clerk Of Course :	Steward :	Timekeeper :

Results can be found at www.tsl-timing.com

Printed - 10:18 Friday, 26 July 2019

Silverstone Classic

Royal Automobile Club Woodcote & Stirling Moss Trophy

QUALIFYING - RACE 2 - SECTOR ANALYSIS

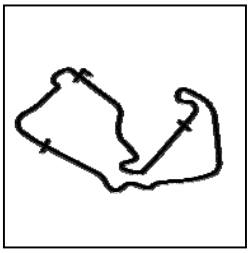

SECTOR 1 = FL to I1, SECTOR 2 = I1 to I2, SECTOR 3 = I2 to FL, DIFF = Difference To Personal Best Lap, P = Crossed Finish Line in Pit Lane, D = Time Disallowed

P1 1 S5 Oliver BRYANT — Lotus 15

IDEAL LAP TIME : 2:26.018 BEST LAP TIME : 2:26.018 DIFFERENCE : 0.000

LAP	SECTOR 1		SECTOR 2		SECTOR 3		LAP TIME		MPH	DIFF	TIME OF DAY
1 -	45.644	126.1	1:12.710	***134.7***	32.925	88.6	2:31.279		87.10	5.261	09:36:24.338
2 -	46.156	126.1	1:13.447	90.3	40.276	66.6	2:39.879		82.42	13.861	09:39:04.217
3 -	54.900	91.9	1:26.999	85.4	38.013	89.9	2:59.912		73.24	33.894	09:42:04.129
4 -	OUTLAP			132.1	32.139	91.4	4:40.744		46.93	2:14.726	09:46:44.873
5 -	45.217	***129.0***	1:11.433	132.6	31.028	92.4	2:27.678	**(3)**	89.23	1.660	09:49:12.551
6 -	45.013	127.5	1:11.163	132.8	31.120	92.4	2:27.296	**(2)**	89.46	1.278	09:51:39.847
7 -	***44.463***	128.5	***1:10.777***	133.9	***30.778***	***93.0***	***2:26.018***	**(1)**	***90.24***		***09:54:05.865***

P2 37 S5 WALKER / GRIFFITHS — Lotus 15

IDEAL LAP TIME : 2:28.370 BEST LAP TIME : 2:28.563 DIFFERENCE : 0.193

LAP	SECTOR 1		SECTOR 2		SECTOR 3		LAP TIME		MPH	DIFF	TIME OF DAY
1 -	46.814	124.9	1:14.512	130.0	32.430	88.1	2:33.756		85.70	5.193	09:35:42.239
2 -	46.894	125.6	1:14.423	131.0	37.500	83.4	2:38.817		82.97	10.254	09:38:21.056
3 -	OUTLAP			89.0	42.341	65.0	5:15.993		41.70	2:47.430	09:43:37.049
4 -	54.875	93.5	1:16.045	130.8	32.116	91.1	2:43.036		80.82	14.473	09:46:20.085
5 -	45.648	128.0	1:12.901	130.8	***31.277***	***92.3***	2:29.826		87.95	1.263	09:48:49.911
6 -	45.089	127.5	1:12.793	130.5	31.564	91.9	2:29.446	**(2)**	88.17	0.883	09:51:19.357
7 -	45.976	127.8	1:13.353	***132.6***	32.180	89.1	2:31.509		86.97	2.946	09:53:50.866
8 -	45.267	***128.5***	***1:12.337***	131.3	31.909	88.5	2:29.513	**(3)**	88.13	0.950	09:56:20.379
9 -	***44.756***	128.3	1:12.418	131.3	31.389	91.0	***2:28.563***	**(1)**	***88.70***		***09:58:48.942***

P3 88 S6 KENT / OSBORNE — Lister Costin Jaguar

IDEAL LAP TIME : 2:28.709 BEST LAP TIME : 2:29.968 DIFFERENCE : 1.259

LAP	SECTOR 1		SECTOR 2		SECTOR 3		LAP TIME		MPH	DIFF	TIME OF DAY
1 -	45.525	127.3	1:13.729	141.2	32.461	90.6	2:31.715		86.85	1.747	09:35:38.520
2 -	45.579	131.5	1:13.026	141.5	32.101	90.3	2:30.706		87.44	0.738	09:38:09.226
3 -	OUTLAP			57.3	42.937	79.2	5:06.568		42.98	2:36.600	09:43:15.794
4 -	49.986	132.1	1:18.466	114.3	34.559	90.3	2:43.011		80.83	13.043	09:45:58.805
5 -	45.260	***135.5***	***1:11.792***	142.1	32.916	***91.3***	***2:29.968***	**(1)**	***87.87***		***09:48:28.773***
6 -	45.467	134.4	1:12.596	***142.4***	32.016	90.0	2:30.079	**(2)**	87.80	0.111	09:50:58.852
7 -	45.391	130.8	1:14.178	130.5	32.326	90.1	2:31.895		86.75	1.927	09:53:30.747
8 -	***45.056***	132.6	1:13.246	141.8	***31.861***	***91.3***	2:30.163	**(3)**	87.75	0.195	09:56:00.910
9 -	45.821	117.7	1:15.891	140.1	33.164	88.5	2:34.876		85.08	4.908	09:58:35.786

P4 25 S5 Michael GANS — Lotus 15

IDEAL LAP TIME : 2:29.233 BEST LAP TIME : 2:30.017 DIFFERENCE : 0.784

LAP	SECTOR 1		SECTOR 2		SECTOR 3		LAP TIME		MPH	DIFF	TIME OF DAY
1 -	45.857	124.9	1:13.041	133.6	31.777	89.3	2:30.675	**(3)**	87.45	0.658	09:37:48.262
2 -	58.901	47.2	2:02.835	51.7	52.307	61.2	3:54.043		56.30	1:24.026	09:41:42.305
3 -	1:07.258	79.6	1:29.510	113.9	36.627	79.1	3:13.395		68.13	43.378	09:44:55.700
4 -	46.864	121.5	1:14.392	132.8	***31.393***	91.5	2:32.649		86.32	2.632	09:47:28.349
5 -	***45.210***	126.1	1:13.078	133.6	31.729	87.3	***2:30.017***	**(1)**	***87.84***		***09:49:58.366***
6 -	45.932	***129.0***	***1:12.630***	***136.3***	32.021	91.4	2:30.583	**(2)**	87.51	0.566	09:52:28.949
7 -	45.796	125.9	1:24.062	133.6	33.035	89.0	2:42.893		80.89	12.876	09:55:11.842
8 -	46.041	117.5	1:13.868	133.1	31.407	91.6	2:31.316		87.08	1.299	09:57:43.158
9 -	46.747	127.0	1:13.468	132.6	31.492	***93.7***	2:31.707		86.86	1.690	10:00:14.865

Weather / Track : Sunny / Dry

Silverstone GP
Circuit Length = 3.6604 miles
Start: 09:30 Flag 09:57 End: 10:01

Silverstone Classic

Royal Automobile Club Woodcote & Stirling Moss Trophy

QUALIFYING - RACE 2 - SECTOR ANALYSIS

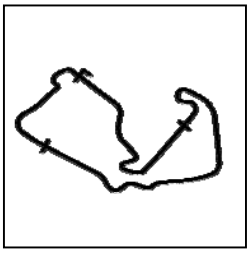

SECTOR 1 = FL to I1, SECTOR 2 = I1 to I2, SECTOR 3 = I2 to FL, DIFF = Difference To Personal Best Lap, P = Crossed Finish Line in Pit Lane, D = Time Disallowed

P5 8 S6 WOOD / NUTHALL — Lister Knobbly

IDEAL LAP TIME : 2:29.794 BEST LAP TIME : 2:30.093 DIFFERENCE : 0.299

LAP	SECTOR 1		SECTOR 2		SECTOR 3		LAP TIME	MPH	DIFF	TIME OF DAY
1 -	46.775	114.5	1:15.405	133.4	33.048	87.3	2:35.228	84.89	5.135	09:36:01.027
2 -	45.905	127.8	***1:12.661***	136.1	32.016	89.1	2:30.582 **(2)**	87.51	0.489	09:38:31.609
3 -	53.339	85.7	1:36.166	60.1	49.300	62.4	3:18.805	66.28	48.712	09:41:50.414
4 -	1:09.931	65.4	1:37.064	88.4	33.959	89.1	3:20.954	65.57	50.861	09:45:11.368
5 -	OUTLAP			128.5	33.217	85.3	3:37.024	60.72	1:06.931	09:48:48.392
6 -	47.554	121.5	1:14.645	***136.9***	32.183	85.5	2:34.382	85.35	4.289	09:51:22.774
7 -	45.868	123.5	1:13.516	136.6	***31.745***	91.8	2:31.129	87.19	1.036	09:53:53.903
8 -	45.833	***128.3***	1:13.136	136.1	31.993	***92.6***	2:30.962 **(3)**	87.29	0.869	09:56:24.865
9 -	***45.388***	125.9	1:12.769	136.6	31.936	89.9	***2:30.093*** **(1)**	***87.79***		***09:58:54.958***

P6 43 S6 David HART — Lister Costin

IDEAL LAP TIME : 2:29.785 BEST LAP TIME : 2:30.421 DIFFERENCE : 0.636

LAP	SECTOR 1		SECTOR 2		SECTOR 3		LAP TIME	MPH	DIFF	TIME OF DAY
1 -	45.997	121.3	1:16.753	143.0	32.653	90.9	2:35.403	84.79	4.982	09:37:45.628
2 -	1:00.202	51.4	2:03.107	52.6	52.716	66.3	3:56.025	55.83	1:25.604	09:41:41.653
3 -	1:07.173	82.5	1:29.590	110.5	37.112	78.0	3:13.875	67.97	43.454	09:44:55.528
4 -	46.496	121.5	1:15.369	134.7	31.938	***96.0***	2:33.803	85.67	3.382	09:47:29.331
5 -	45.769	131.0	1:13.009	***143.3***	***31.643***	92.4	***2:30.421*** **(1)**	***87.60***		***09:49:59.752***
6 -	45.667	***131.8***	1:13.031	***143.3***	32.250	88.1	2:30.948	87.30	0.527	09:52:30.700
7 -	***45.258***	131.3	***1:12.884***	136.1	32.411	93.7	2:30.553 **(3)**	87.52	0.132	09:55:01.253
8 -	46.492	128.0	1:13.520	141.8	32.499	93.9	2:32.511	86.40	2.090	09:57:33.764
9 -	45.335	126.1	1:13.058	138.9	32.152	95.5	2:30.545 **(2)**	87.53	0.124	10:00:04.309

P7 29 S1 AHLERS / BELLINGER — Lola Mk1 Prototype

IDEAL LAP TIME : 2:31.558 BEST LAP TIME : 2:31.973 DIFFERENCE : 0.415

LAP	SECTOR 1		SECTOR 2		SECTOR 3		LAP TIME	MPH	DIFF	TIME OF DAY
1 -	47.477	113.3	1:15.942	117.7	32.784	87.1	2:36.203	84.36	4.230	09:35:18.334
2 -	46.876	115.5	1:15.080	118.1	32.697	87.7	2:34.653	85.20	2.680	09:37:52.987
3 -	OUTLAP			111.2	39.627	70.9	4:36.014	47.74	2:04.041	09:42:29.001
4 -	55.231	90.3	1:36.899	113.9	34.104	86.7	3:06.234	70.75	34.261	09:45:35.235
5 -	48.644	111.8	1:18.438	116.3	33.146	84.8	2:40.228	82.24	8.255	09:48:15.463
6 -	OUTLAP			***122.0***	32.679	88.1	3:37.790	60.50	1:05.817	09:51:53.253
7 -	46.671	117.7	***1:13.959***	118.3	31.473	89.2	2:32.103 **(2)**	86.63	0.130	09:54:25.356
8 -	***46.157***	***118.1***	1:14.156	119.6	31.660	87.6	***2:31.973*** **(1)**	***86.71***		***09:56:57.329***
9 -	47.046	116.3	1:14.727	117.3	***31.442***	***89.7***	2:33.215 **(3)**	86.00	1.242	09:59:30.544

P8 51 S4 WATSON / O'CONNELL — Lotus 11 Le Mans

IDEAL LAP TIME : 2:32.451 BEST LAP TIME : 2:32.451 DIFFERENCE : 0.000

LAP	SECTOR 1		SECTOR 2		SECTOR 3		LAP TIME	MPH	DIFF	TIME OF DAY
1 -	50.427	113.7	1:18.146	116.3	34.490	85.5	2:43.063	80.81	10.612	09:36:08.295
2 -	49.663	115.5	1:16.702	116.5	37.030	78.0	2:43.395	80.64	10.944	09:38:51.690
3 -	52.179	101.2	1:25.451	92.5	44.547	70.2	3:02.177	72.33	29.726	09:41:53.867
4 -	OUTLAP			116.7	32.981	84.7	6:47.611	32.32	4:15.160	09:48:41.478
5 -	47.131	117.9	1:14.944	117.9	32.958	81.6	2:35.033	84.99	2.582	09:51:16.511
6 -	47.136	116.3	1:14.742	118.1	32.723	86.9	2:34.601 **(3)**	85.23	2.150	09:53:51.112
7 -	46.921	118.3	1:14.779	118.1	32.516	***88.6***	2:34.216 **(2)**	85.45	1.765	09:56:25.328
8 -	***46.134***	***118.9***	***1:14.036***	***118.7***	***32.281***	79.8	***2:32.451*** **(1)**	***86.43***		***09:58:57.779***

Weather / Track : Sunny / Dry

Silverstone GP
Circuit Length = 3.6604 miles
Start: 09:30 Flag 09:57 End: 10:01

Silverstone Classic

Royal Automobile Club Woodcote & Stirling Moss Trophy

QUALIFYING - RACE 2 - SECTOR ANALYSIS

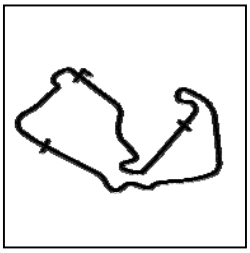

SECTOR 1 = FL to I1, SECTOR 2 = I1 to I2, SECTOR 3 = I2 to FL, DIFF = Difference To Personal Best Lap, P = Crossed Finish Line in Pit Lane, D = Time Disallowed

P9 52 S6 John SPIERS — Lister Jaguar Knobbly

IDEAL LAP TIME : 2:32.286 BEST LAP TIME : 2:32.729 DIFFERENCE : 0.443

LAP	SECTOR 1		SECTOR 2		SECTOR 3		LAP TIME	MPH	DIFF	TIME OF DAY
1 -	49.087	125.4	1:14.438	130.5	33.543	87.3	2:37.068 (2)	83.89	4.339	09:35:19.623
2 -	1:02.465	112.7	1:15.872	***138.3***	34.128	81.4	2:52.465	76.40	19.736	09:38:12.088
3 -	OUTLAP			83.5	45.653	64.5	5:10.626	42.42	2:37.897	09:43:22.714
4 -	57.048	97.9	1:25.799	131.5	33.831	85.4	2:56.678	74.58	23.949	09:46:19.392
5 -	46.992	125.6	***1:13.882***	137.5	***31.855***	***89.7***	***2:32.729*** (1)	***86.28***		***09:48:52.121***
6 -	48.477	***126.1***	1:15.956	135.0	32.765	87.9	2:37.198 (3)	83.82	4.469	09:51:29.319
7 -	***46.549***	120.6	1:16.309	132.6	34.775	89.1	2:37.633	83.59	4.904	09:54:06.952
8 -	OUTLAP			134.4	33.123	89.5	3:55.330	55.99	1:22.601	09:58:02.282

P10 11 S6 WAKEMAN / BL'-EDWARDS — Cooper T38

IDEAL LAP TIME : 2:32.397 BEST LAP TIME : 2:33.100 DIFFERENCE : 0.703

LAP	SECTOR 1		SECTOR 2		SECTOR 3		LAP TIME	MPH	DIFF	TIME OF DAY
1 -	47.937	110.7	1:17.125	130.0	33.603	93.7	2:38.665	83.05	5.565	09:35:39.859
2 -	46.749	117.5	***1:13.950***	126.3	33.473	93.2	2:34.172	85.47	1.072	09:38:14.031
3 -	OUTLAP			80.4	48.393	65.7	6:04.848	36.11	3:31.748	09:44:18.879
4 -	48.392	***123.3***	1:23.156	108.0	34.459	***94.1***	2:46.007	79.38	12.907	09:47:04.886
5 -	***46.095***	121.1	1:14.369	134.7	32.636	91.6	***2:33.100*** (1)	***86.07***		***09:49:37.986***
6 -	46.852	118.1	1:15.411	129.8	33.512	90.3	2:35.775	84.59	2.675	09:52:13.761
7 -	49.990	117.3	1:15.682	92.9	37.108	91.6	2:42.780	80.95	9.680	09:54:56.541
8 -	46.473	117.9	1:14.353	***136.6***	32.693	93.7	2:33.519 (3)	85.83	0.419	09:57:30.060
9 -	46.701	121.3	1:14.338	132.3	***32.352***	91.6	2:33.391 (2)	85.90	0.291	10:00:03.451

P11 170 S6 RATCLIFF / STEVENS — Lister Knobbly

IDEAL LAP TIME : 2:33.689 BEST LAP TIME : 2:34.376 DIFFERENCE : 0.687

LAP	SECTOR 1		SECTOR 2		SECTOR 3		LAP TIME	MPH	DIFF	TIME OF DAY
1 -	49.230	111.6	1:20.076	127.8	34.049	88.5	2:43.355	80.66	8.979	09:36:49.939
2 -	47.629	***127.8***	1:17.803	104.3	36.507	75.9	2:41.939	81.37	7.563	09:39:31.878
3 -	OUTLAP			88.7	40.873	74.0	4:20.016	50.68	1:45.640	09:43:51.894
4 -	54.196	108.4	1:17.075	129.3	33.296	***91.3***	2:44.567	80.07	10.191	09:46:36.461
5 -	***46.627***	126.6	1:15.689	136.6	33.620	87.9	2:35.936 (2)	84.50	1.560	09:49:12.397
6 -	47.888	115.1	1:16.614	138.6	***32.719***	88.0	2:37.221	83.81	2.845	09:51:49.618
7 -	47.314	121.1	***1:14.343***	***139.8***	***32.719***	90.1	***2:34.376*** (1)	***85.36***		***09:54:23.994***
8 -	47.107	121.3	1:17.370	116.3	33.496	89.2	2:37.973	83.41	3.597	09:57:01.967
9 -	46.848	120.4	1:15.236	139.2	34.554	78.7	2:36.638 (3)	84.12	2.262	09:59:38.605

P12 2 W4a J.PEARSON / G.PEARSON — Jaguar D-type

IDEAL LAP TIME : 2:34.393 BEST LAP TIME : 2:34.419 DIFFERENCE : 0.026

LAP	SECTOR 1		SECTOR 2		SECTOR 3		LAP TIME	MPH	DIFF	TIME OF DAY
1 -	48.710	111.8	1:17.573	131.0	34.659	89.8	2:40.942	81.87	6.523	09:35:40.829
2 -	48.107	111.1	1:17.181	135.2	35.377	83.4	2:40.665	82.02	6.246	09:38:21.494
3 -	OUTLAP			104.8	36.508	79.9	5:33.629	39.49	2:59.210	09:43:55.123
4 -	52.510	97.5	1:19.128	132.3	34.809	77.7	2:46.447	79.17	12.028	09:46:41.570
5 -	48.121	113.5	1:16.478	135.8	34.015	80.7	2:38.614 (3)	83.08	4.195	09:49:20.184
6 -	OUTLAP			135.2	33.071	***90.9***	3:43.385	58.99	1:08.966	09:53:03.569
7 -	***46.239***	***123.3***	***1:15.413***	***136.3***	32.767	88.4	***2:34.419*** (1)	***85.33***		***09:55:37.988***
8 -	46.256	117.5	1:15.432	135.8	***32.741***	90.0	2:34.429 (2)	85.33	0.010	09:58:12.417

Weather / Track : Sunny / Dry

Silverstone GP
Circuit Length = 3.6604 miles
Start: 09:30 Flag 09:57 End: 10:01

Silverstone Classic

Royal Automobile Club Woodcote & Stirling Moss Trophy

QUALIFYING - RACE 2 - SECTOR ANALYSIS

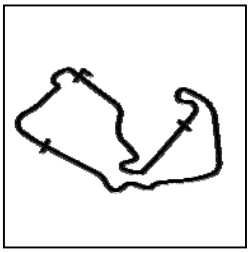

SECTOR 1 = FL to I1, SECTOR 2 = I1 to I2, SECTOR 3 = I2 to FL, DIFF = Difference To Personal Best Lap, P = Crossed Finish Line in Pit Lane, D = Time Disallowed

P13 4 S4 Philip CHAMPION — Lotus 11 Le Mans

IDEAL LAP TIME : 2:34.625 BEST LAP TIME : 2:34.807 DIFFERENCE : 0.182

LAP	SECTOR 1		SECTOR 2		SECTOR 3		LAP TIME	MPH	DIFF	TIME OF DAY
1 -	47.182	117.9	***1:15.089***	122.9	***32.536***	86.9	***2:34.807 (1)***	***85.12***		***09:35:15.196***
2 -	***47.000***	***118.9***	1:16.013	***123.5***	32.786	***88.8***	2:35.799 (2)	84.58	0.992	09:37:50.995
3 -	OUTLAP			56.0	43.773	79.2	5:26.449	40.36	2:51.642	09:43:17.444
4 -	51.336	105.1	1:18.909	119.8	34.179	86.8	2:44.424	80.14	9.617	09:46:01.868
5 -	48.112	111.1	1:17.104	122.0	33.644	85.9	2:38.860	82.95	4.053	09:48:40.728
6 -	48.595	108.5	1:16.463	122.9	33.345	85.3	2:38.403	83.19	3.596	09:51:19.131
7 -	49.000	111.2	1:17.305	117.5	33.703	86.9	2:40.008	82.35	5.201	09:53:59.139
8 -	48.013	118.5	1:16.051	***123.5***	33.563	85.2	2:37.627 (3)	83.60	2.820	09:56:36.766
9 -	48.340	115.3	1:16.054	123.1	34.042	84.9	2:38.436	83.17	3.629	09:59:15.202

P14 199 S2 KEEN / MCALPINE — Kurtis 500s Corvette

IDEAL LAP TIME : 2:34.778 BEST LAP TIME : 2:35.666 DIFFERENCE : 0.888

LAP	SECTOR 1		SECTOR 2		SECTOR 3		LAP TIME	MPH	DIFF	TIME OF DAY
1 -	51.831	95.5	1:21.953	110.0	37.330	80.4	2:51.114	77.01	15.448	09:37:15.104
2 -	1:17.394	54.5	2:10.801	47.6	53.547	51.8	4:21.742	50.34	1:46.076	09:41:36.846
3 -	OUTLAP			115.3	34.793	86.8	5:00.057	43.91	2:24.391	09:46:36.903
4 -	48.064	118.9	1:16.278	134.7	33.295	88.5	2:37.637	83.59	1.971	09:49:14.540
5 -	47.273	107.2	1:16.259	136.1	***32.909***	***90.3***	2:36.441	84.23	0.775	09:51:50.981
6 -	47.213	116.5	1:15.848	131.3	33.223	88.3	2:36.284 (3)	84.31	0.618	09:54:27.265
7 -	47.329	***127.3***	1:15.355	138.0	33.197	90.1	2:35.881 (2)	84.53	0.215	09:57:03.146
8 -	***46.762***	125.4	***1:15.107***	***139.8***	33.797	74.8	***2:35.666 (1)***	***84.65***		***09:59:38.812***

P15 15 W3 WILSON / STRETTON — Maserati 250S

IDEAL LAP TIME : 2:35.662 BEST LAP TIME : 2:36.118 DIFFERENCE : 0.456

LAP	SECTOR 1		SECTOR 2		SECTOR 3		LAP TIME	MPH	DIFF	TIME OF DAY
1 -	48.732	118.9	1:17.654	123.8	33.708	88.7	2:40.094	82.31	3.976	09:36:02.749
2 -	48.726	116.9	1:15.664	124.2	33.573	86.3	2:37.963	83.42	1.845	09:38:40.712
3 -	52.802	90.6	1:30.350	65.3	47.578	61.8	3:10.730	69.09	34.612	09:41:51.442
4 -	1:10.140	68.6	1:36.911	88.6	37.637	76.0	3:24.688	64.37	48.570	09:45:16.130
5 -	OUTLAP			125.6	***32.961***	86.3	3:50.743	57.11	1:14.625	09:49:06.873
6 -	48.202	112.4	1:16.271	127.5	33.122	87.1	2:37.595	83.61	1.477	09:51:44.468
7 -	47.597	116.7	***1:15.478***	***128.5***	33.201	84.8	2:36.276 (2)	84.32	0.158	09:54:20.744
8 -	47.473	119.4	1:15.664	128.0	33.203	***89.2***	2:36.340 (3)	84.28	0.222	09:56:57.084
9 -	***47.223***	***119.6***	1:15.846	127.8	33.049	87.9	***2:36.118 (1)***	***84.40***		***09:59:33.202***

P16 74 W4 HUNT / BL'EDWARDS — HWM Sports Racing

IDEAL LAP TIME : 2:36.068 BEST LAP TIME : 2:36.337 DIFFERENCE : 0.269

LAP	SECTOR 1		SECTOR 2		SECTOR 3		LAP TIME	MPH	DIFF	TIME OF DAY
1 -	47.550	113.5	1:15.788	131.3	***33.248***	89.2	2:36.586 (2)	84.15	0.249	09:35:34.487
2 -	***47.203***	***119.8***	***1:15.617***	125.6	33.517	***89.8***	***2:36.337 (1)***	***84.29***		***09:38:10.824***
3 -	OUTLAP			80.0	39.375	74.3	5:35.069	39.32	2:58.732	09:43:45.893
4 -	53.928	93.4	1:20.349	130.0	33.556	89.0	2:47.833	78.51	11.496	09:46:33.726
5 -	47.299	109.2	1:16.941	***132.1***	34.018	85.9	2:38.258 (3)	83.26	1.921	09:49:11.984
6 -	49.392	107.8	1:18.355	124.0	34.656	87.8	2:42.403	81.14	6.066	09:51:54.387
7 -	48.450	114.5	1:17.339	130.0	33.602	86.1	2:39.391	82.67	3.054	09:54:33.778
8 -	48.170	110.5	1:17.436	129.8	33.913	88.5	2:39.519	82.60	3.182	09:57:13.297
9 -	48.064	115.5	1:17.078	130.5	33.531	88.6	2:38.673	83.04	2.336	09:59:51.970

Weather / Track : Sunny / Dry

Silverstone GP
Circuit Length = 3.6604 miles
Start: 09:30 Flag 09:57 End: 10:01

Silverstone Classic

Royal Automobile Club Woodcote & Stirling Moss Trophy

QUALIFYING - RACE 2 - SECTOR ANALYSIS

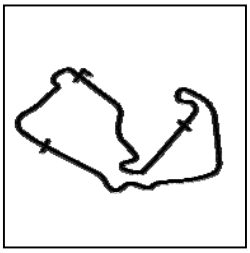

SECTOR 1 = FL to I1, SECTOR 2 = I1 to I2, SECTOR 3 = I2 to FL, DIFF = Difference To Personal Best Lap, P = Crossed Finish Line in Pit Lane, D = Time Disallowed

P17 18 S5I DITHERIDGE / CANNELL — Cooper Monaco

IDEAL LAP TIME : 2:36.120 BEST LAP TIME : 2:36.791 DIFFERENCE : 0.671

LAP	SECTOR 1		SECTOR 2		SECTOR 3		LAP TIME		MPH	DIFF	TIME OF DAY
1 -	53.596	102.6	1:20.409	126.3	35.585	72.6	2:49.590		77.70	12.799	09:37:05.185
2 -	1:20.830	43.8	2:12.668	51.5	54.869	55.8	4:28.367		49.10	1:51.576	09:41:33.552
3 -	OUTLAP			111.1	37.800	76.0	4:46.209		46.04	2:09.418	09:46:19.761
4 -	49.989	112.9	1:18.038	124.2	34.103	88.4	2:42.130		81.27	5.339	09:49:01.891
5 -	48.070	116.1	1:17.362	125.9	34.227	84.6	2:39.659		82.53	2.868	09:51:41.550
6 -	48.400	118.3	1:16.524	126.6	34.700	87.9	2:39.624	(3)	82.55	2.833	09:54:21.174
7 -	***47.543***	113.7	1:17.344	116.5	***33.038***	***89.0***	2:37.925	(2)	83.44	1.134	09:56:59.099
8 -	47.805	***121.7***	***1:15.539***	***128.5***	33.447	78.6	***2:36.791***	(1)	***84.04***		***09:59:35.890***

P18 30 S5I A.SMITH / D.SMITH — Cooper Monaco

IDEAL LAP TIME : 2:36.371 BEST LAP TIME : 2:37.030 DIFFERENCE : 0.659

LAP	SECTOR 1		SECTOR 2		SECTOR 3		LAP TIME		MPH	DIFF	TIME OF DAY
1 -	52.932	108.2	1:19.247	119.6	36.503	83.5	2:48.682		78.12	11.652	09:36:32.434
2 -	51.155	110.1	1:21.120	93.4	38.359	77.2	2:50.634		77.22	13.604	09:39:23.068
3 -	54.068	98.3	1:24.835	103.4	36.834	80.3	2:55.737		74.98	18.707	09:42:18.805
4 -	OUTLAP			119.8	33.632	88.4	5:15.512		41.76	2:38.482	09:47:34.317
5 -	48.781	116.7	1:16.788	125.4	***32.749***	***90.9***	2:38.318	(2)	83.23	1.288	09:50:12.635
6 -	48.360	117.7	1:16.380	***126.8***	34.154	81.5	2:38.894	(3)	82.93	1.864	09:52:51.529
7 -	49.502	115.3	1:17.250	126.3	33.212	85.4	2:39.964		82.37	2.934	09:55:31.493
8 -	***47.532***	***118.3***	***1:16.090***	126.6	33.408	89.5	***2:37.030***	(1)	***83.91***		***09:58:08.523***

P19 35 S4 Gregory PRINS — Rejo Mk4

IDEAL LAP TIME : 2:36.366 BEST LAP TIME : 2:37.074 DIFFERENCE : 0.708

LAP	SECTOR 1		SECTOR 2		SECTOR 3		LAP TIME		MPH	DIFF	TIME OF DAY
1 -	49.292	109.1	1:18.231	115.5	35.492	***86.4***	2:43.015		80.83	5.941	09:35:41.713
2 -	48.566	***115.3***	1:17.202	117.7	34.453	79.7	2:40.221		82.24	3.147	09:38:21.934
3 -	54.625	96.5	1:39.910	45.0	50.782	67.0	3:25.317		64.18	48.243	09:41:47.251
4 -	1:10.111	64.1	1:37.313	79.4	36.511	85.7	3:23.935		64.61	46.861	09:45:11.186
5 -	49.134	114.3	***1:16.405***	118.3	32.441	85.2	2:37.980	(2)	83.41	0.906	09:47:49.166
6 -	48.299	114.7	1:17.178	***118.7***	32.946	85.8	2:38.423		83.18	1.349	09:50:27.589
7 -	47.997	114.5	1:17.819	115.7	***32.415***	84.0	2:38.231	(3)	83.28	1.157	09:53:05.820
8 -	48.054	112.9	1:17.994	114.3	32.627	85.4	2:38.675		83.04	1.601	09:55:44.495
9 -	***47.546***	112.9	1:16.763	115.5	32.765	82.1	***2:37.074***	(1)	***83.89***		***09:58:21.569***

P20 26 S5 HARTOGS / NUTHALL — Lotus 15 Series

IDEAL LAP TIME : 2:36.196 BEST LAP TIME : 2:37.298 DIFFERENCE : 1.102

LAP	SECTOR 1		SECTOR 2		SECTOR 3		LAP TIME		MPH	DIFF	TIME OF DAY
1 -	53.203	98.3	1:17.496	116.5	35.357	82.5	2:46.056		79.35	8.758	09:37:00.690
2 -	1:19.338	44.3	2:16.419	48.9	54.328	58.7	4:30.085		48.79	1:52.787	09:41:30.775
3 -	1:02.631	89.5	1:22.685	100.9	41.408	82.9	3:06.724		70.57	29.426	09:44:37.499
4 -	48.459	107.0	1:16.901	***130.3***	***32.497***	***90.8***	2:37.857	(2)	83.47	0.559	09:47:15.356
5 -	***46.853***	***116.3***	***1:16.846***	122.0	33.599	89.5	***2:37.298***	(1)	***83.77***		***09:49:52.654***
6 -	47.045	***116.3***	1:16.981	124.7	33.866	86.8	2:37.892	(3)	83.46	0.594	09:52:30.546
7 -	48.079	114.9	1:17.905	121.1	33.473	85.3	2:39.457		82.64	2.159	09:55:10.003

P21 57 S1 Ben ADAMS — Lola Mk1

IDEAL LAP TIME : 2:36.465 BEST LAP TIME : 2:37.848 DIFFERENCE : 1.383

LAP	SECTOR 1		SECTOR 2		SECTOR 3		LAP TIME		MPH	DIFF	TIME OF DAY
1 -	48.295	115.3	1:17.509	117.3	33.955	86.7	2:39.759	(3)	82.48	1.911	09:35:29.020
2 -	***47.699***	***115.9***	***1:15.960***	***119.8***	34.189	85.1	***2:37.848***	(1)	***83.48***		***09:38:06.868***
3 -	51.602	73.0	1:56.953	43.8	50.878	64.6	3:39.433		60.05	1:01.585	09:41:46.301
4 -	1:08.968	68.4	1:38.037	81.5	36.407	***87.4***	3:23.412		64.78	45.564	09:45:09.713
5 -	48.797	113.1	1:17.379	114.5	***32.806***	84.4	2:38.982	(2)	82.88	1.134	09:47:48.695
6 -	48.194	110.1	1:17.473	109.8	34.093	84.2	2:39.760		82.48	1.912	09:50:28.455

Weather / Track : Sunny / Dry

Silverstone GP
Circuit Length = 3.6604 miles
Start: 09:30 Flag 09:57 End: 10:01

Silverstone Classic

Royal Automobile Club Woodcote & Stirling Moss Trophy

QUALIFYING - RACE 2 - SECTOR ANALYSIS

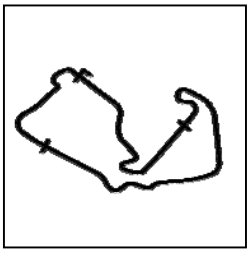

SECTOR 1 = FL to I1, SECTOR 2 = I1 to I2, SECTOR 3 = I2 to FL, DIFF = Difference To Personal Best Lap, P = Crossed Finish Line in Pit Lane, D = Time Disallowed

P22 144 W4a POCHCIOL / HANSON — Jaguar C-type

IDEAL LAP TIME : 2:38.117 BEST LAP TIME : 2:38.217 DIFFERENCE : 0.100

LAP	SECTOR 1		SECTOR 2		SECTOR 3		LAP TIME	MPH	DIFF	TIME OF DAY
1 -	***48.090***	119.1	1:17.124	122.2	***33.255***	***86.2***	2:38.469 **(2)**	83.15	0.252	09:35:27.299
2 -	48.175	***119.4***	***1:16.772***	123.3	33.270	84.0	***2:38.217*** **(1)**	***83.28***		***09:38:05.516***
3 -	OUTLAP			107.5	39.657	73.7	4:22.823	50.13	1:44.606	09:42:28.339
4 -	55.466	93.5	1:36.206	118.7	37.026	79.9	3:08.698	69.83	30.481	09:45:37.037
5 -	51.754	116.3	1:22.427	122.0	36.560	80.8	2:50.741	77.18	12.524	09:48:27.778
6 -	51.710	115.1	1:21.287	121.5	36.086	76.3	2:49.083	77.93	10.866	09:51:16.861
7 -	51.772	115.3	1:20.918	***123.5***	35.294	78.5	2:47.984	78.44	9.767	09:54:04.845
8 -	50.444	114.5	1:21.578	123.1	35.030	81.6	2:47.052	78.88	8.835	09:56:51.897
9 -	50.279	116.7	1:20.536	***123.5***	35.748	75.9	2:46.563 **(3)**	79.11	8.346	09:59:38.460

P23 10 W3a PAUL / BOURNE — Lotus Mk10

IDEAL LAP TIME : 2:37.976 BEST LAP TIME : 2:38.377 DIFFERENCE : 0.401

LAP	SECTOR 1		SECTOR 2		SECTOR 3		LAP TIME	MPH	DIFF	TIME OF DAY
1 -	48.680	114.1	1:18.458	116.3	34.885	86.3	2:42.023 **(3)**	81.33	3.646	09:35:30.056
2 -	48.247	***116.3***	1:18.301	120.2	33.555	80.6	2:40.103 **(2)**	82.30	1.726	09:38:10.159
3 -	OUTLAP			116.9	37.148	80.7	5:15.094	41.82	2:36.717	09:43:25.253
4 -	59.622	67.8	1:23.316	120.4	36.419	84.7	2:59.357	73.47	20.980	09:46:24.610
5 -	50.283	114.1	1:20.634	121.1	34.227	85.5	2:45.144	79.79	6.767	09:49:09.754
6 -	OUTLAP			120.4	33.242	84.8	3:59.453	55.03	1:21.076	09:53:09.207
7 -	58.852	115.3	1:17.217	121.7	***33.169***	84.0	2:49.238	77.86	10.861	09:55:58.445
8 -	***47.949***	114.3	***1:16.858***	***123.3***	33.570	***86.5***	***2:38.377*** **(1)**	***83.20***		***09:58:36.822***

P24 28 W3 Martin HALUSA — Maserati 300S

IDEAL LAP TIME : 2:38.166 BEST LAP TIME : 2:38.534 DIFFERENCE : 0.368

LAP	SECTOR 1		SECTOR 2		SECTOR 3		LAP TIME	MPH	DIFF	TIME OF DAY
1 -	55.528	89.2	1:27.457	111.6	36.910	80.4	2:59.895	73.25	21.361	09:36:05.790
2 -	54.299	96.0	1:24.421	89.3	40.767	67.5	2:59.487	73.41	20.953	09:39:05.277
3 -	57.005	93.2	1:25.177	88.7	39.349	80.1	3:01.531	72.59	22.997	09:42:06.808
4 -	OUTLAP			120.0	36.615	81.3	4:35.213	47.88	1:56.679	09:46:42.021
5 -	50.698	109.2	1:17.206	119.8	***33.605***	88.7	2:41.509	81.59	2.975	09:49:23.530
6 -	49.702	107.7	1:19.553	124.7	34.513	87.2	2:43.768	80.46	5.234	09:52:07.298
7 -	48.221	***112.9***	1:17.781	***125.4***	33.817	87.4	2:39.819 **(2)**	82.45	1.285	09:54:47.117
8 -	***47.568***	112.2	1:17.298	123.5	33.668	***89.9***	***2:38.534*** **(1)**	***83.12***		***09:57:25.651***
9 -	48.576	112.7	***1:16.993***	123.1	34.331	86.4	2:39.900 **(3)**	82.41	1.366	10:00:05.551

P25 20 W4 Rudiger FRIEDRICHS — Jaguar C-Type

IDEAL LAP TIME : 2:38.191 BEST LAP TIME : 2:38.654 DIFFERENCE : 0.463

LAP	SECTOR 1		SECTOR 2		SECTOR 3		LAP TIME	MPH	DIFF	TIME OF DAY
1 -	48.998	116.1	1:19.168	117.9	34.560	87.4	2:42.726	80.98	4.072	09:35:44.434
2 -	48.801	118.3	1:18.152	124.2	34.531	87.0	2:41.484	81.60	2.830	09:38:25.918
3 -	57.971	92.3	1:36.397	58.3	49.485	65.4	3:23.853	64.64	45.199	09:41:49.771
4 -	1:09.952	65.3	1:37.477	86.9	35.478	88.3	3:22.907	64.94	44.253	09:45:12.678
5 -	49.815	119.8	1:17.776	129.0	34.016	88.0	2:41.607	81.54	2.953	09:47:54.285
6 -	49.254	109.6	1:17.628	128.5	33.941	87.6	2:40.823	81.93	2.169	09:50:35.108
7 -	***47.930***	122.4	1:17.648	***130.8***	33.726	***88.6***	2:39.304 **(3)**	82.72	0.650	09:53:14.412
8 -	48.216	***124.9***	***1:16.775***	130.5	33.663	86.9	***2:38.654*** **(1)**	***83.05***		***09:55:53.066***
9 -	48.448	117.3	1:16.802	130.3	***33.486***	86.8	2:38.736 **(2)**	83.01	0.082	09:58:31.802

Weather / Track : Sunny / Dry

Silverstone GP
Circuit Length = 3.6604 miles
Start: 09:30 Flag 09:57 End: 10:01

Silverstone Classic

Royal Automobile Club Woodcote & Stirling Moss Trophy

QUALIFYING - RACE 2 - SECTOR ANALYSIS

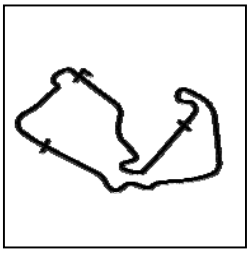

SECTOR 1 = FL to I1, SECTOR 2 = I1 to I2, SECTOR 3 = I2 to FL, DIFF = Difference To Personal Best Lap, P = Crossed Finish Line in Pit Lane, D = Time Disallowed

P26 9 W4a EASTICK / JONES — Jaguar D-type

IDEAL LAP TIME : 2:37.297 BEST LAP TIME : 2:38.771 DIFFERENCE : 1.474

LAP	SECTOR 1		SECTOR 2		SECTOR 3		LAP TIME	MPH	DIFF	TIME OF DAY
1 -	51.986	103.4	1:18.737	122.9	36.204	84.0	2:46.927	78.94	8.156	09:36:21.384
2 -	50.303	104.5	1:18.709	128.0	35.834	74.1	2:44.846	79.94	6.075	09:39:06.230
3 -	57.909	89.9	1:24.950	96.4	38.913	78.3	3:01.772	72.49	23.001	09:42:08.002
4 -	OUTLAP			131.0	34.367	79.7	4:49.498	45.51	2:10.727	09:46:57.500
5 -	49.200	111.2	1:17.830	133.1	***33.128***	87.6	2:40.158	82.27	1.387	09:49:37.658
6 -	48.451	109.4	1:21.667	113.1	34.330	86.9	2:44.448	80.13	5.677	09:52:22.106
7 -	49.655	***118.3***	1:16.607	***135.0***	33.623	***87.7***	2:39.885 **(3)**	82.42	1.114	09:55:01.991
8 -	***48.222***	111.6	1:17.161	130.3	33.388	86.7	***2:38.771*** **(1)**	***82.99***		***09:57:40.762***
9 -	50.314	114.1	***1:15.947***	***135.0***	33.174	87.2	2:39.435 **(2)**	82.65	0.664	10:00:20.197

P27 155 S4 H.DE SILVA / T.DE SILVA — Lotus 11

IDEAL LAP TIME : 2:39.396 BEST LAP TIME : 2:39.396 DIFFERENCE : 0.000

LAP	SECTOR 1		SECTOR 2		SECTOR 3		LAP TIME	MPH	DIFF	TIME OF DAY
1 -	***48.683***	112.4	***1:16.588***	***122.0***	***34.125***	***86.7***	***2:39.396*** **(1)**	***82.67***		***09:37:18.320***
2 -	OUTLAP			114.5	37.393	79.9	6:36.121	33.26	3:56.725	09:43:54.441
3 -	52.909	96.5	1:25.763	115.3	38.070	80.8	2:56.742	74.55	17.346	09:46:51.183
4 -	52.598	***116.9***	1:22.459	118.1	36.412	80.5	2:51.469	76.85	12.073	09:49:42.652
5 -	51.181	112.0	1:21.145	***122.0***	37.507	82.6	2:49.833	77.59	10.437	09:52:32.485
6 -	50.127	115.7	1:21.476	120.2	35.404	84.4	2:47.007 **(2)**	78.90	7.611	09:55:19.492
7 -	50.002	103.2	1:22.033	121.3	35.620	82.9	2:47.655 **(3)**	78.60	8.259	09:58:07.147

P28 6 W2 URE / STRETTON — Cooper Bristol T24/25

IDEAL LAP TIME : 2:39.398 BEST LAP TIME : 2:39.407 DIFFERENCE : 0.009

LAP	SECTOR 1		SECTOR 2		SECTOR 3		LAP TIME	MPH	DIFF	TIME OF DAY
1 -	50.696	***113.5***	1:19.333	116.5	33.826	***86.1***	2:43.855 **(3)**	80.42	4.448	09:36:18.550
2 -	49.300	99.2	1:18.683	113.1	39.256	70.8	2:47.239	78.79	7.832	09:39:05.789
3 -	57.552	92.3	1:24.791	93.5	39.206	76.9	3:01.549	72.58	22.142	09:42:07.338
4 -	OUTLAP			***117.1***	34.090	85.4	4:35.159	47.89	1:55.752	09:46:42.497
5 -	49.118	99.1	***1:17.757***	116.1	***32.532***	82.3	***2:39.407*** **(1)**	***82.66***		***09:49:21.904***
6 -	***49.109***	96.1	1:17.825	113.9	32.872	76.6	2:39.806 **(2)**	82.46	0.399	09:52:01.710
7 -	OUTLAP			111.8	36.257	***86.1***	6:10.185	35.59	3:30.778	09:58:11.895

P29 32 W4 LLEWELLYN/LLEWELLYN — Allard J2

IDEAL LAP TIME : 2:39.039 BEST LAP TIME : 2:39.594 DIFFERENCE : 0.555

LAP	SECTOR 1		SECTOR 2		SECTOR 3		LAP TIME	MPH	DIFF	TIME OF DAY
1 -	54.449	96.0	1:20.764	124.0	35.624	86.4	2:50.837	77.13	11.243	09:36:56.790
2 -		42.7		53.3	50.802	55.9	4:26.477	49.45	1:46.883	09:41:23.267
3 -		86.7		103.0	36.245	***90.1***	3:03.381	71.86	23.787	09:44:26.648
4 -	49.176	107.8	1:17.989	130.0	34.747	89.0	2:41.912 **(3)**	81.38	2.318	09:47:08.560
5 -	OUTLAP			123.3	36.727	84.7	4:46.890	45.93	2:07.296	09:51:55.450
6 -	50.022	104.2	1:17.923	***135.2***	34.030	86.0	2:41.975	81.35	2.381	09:54:37.425
7 -	***48.298***	***109.8***	1:17.162	133.4	34.134	82.5	***2:39.594*** **(1)**	***82.57***		***09:57:17.019***
8 -	48.931	106.6	***1:16.882***	126.6	***33.859***	87.1	2:39.672 **(2)**	82.53	0.078	09:59:56.691

P30 137 S4I HAYNES / GIRARDO — Lotus 11 Le Mans

IDEAL LAP TIME : 2:38.508 BEST LAP TIME : 2:40.264 DIFFERENCE : 1.756

LAP	SECTOR 1		SECTOR 2		SECTOR 3		LAP TIME	MPH	DIFF	TIME OF DAY
1 -	50.085	***115.1***	1:17.579	***123.3***	33.734	81.8	2:41.398	81.64	1.134	09:36:25.706
2 -	48.325	114.1	***1:17.319***	120.4	35.407	76.7	2:41.051 **(3)**	81.82	0.787	09:39:06.757
3 -	58.786	88.6	1:24.838	96.6	38.295	77.5	3:01.919	72.43	21.655	09:42:08.676
4 -	OUTLAP			115.3	36.551	84.7	5:17.324	41.52	2:37.060	09:47:26.000
5 -	52.099	112.5	1:18.483	120.0	34.214	88.7	2:44.796	79.96	4.532	09:50:10.796
6 -	***47.918***	114.5	1:17.415	120.6	34.931	84.4	***2:40.264*** **(1)**	***82.22***		***09:52:51.060***
7 -	50.658	99.8	1:18.643	120.4	33.692	89.2	2:42.993	80.84	2.729	09:55:34.053
8 -	48.642	105.3	1:18.993	119.4	***33.271***	***89.5***	2:40.906 **(2)**	81.89	0.642	09:58:14.959

Weather / Track : Sunny / Dry

Silverstone GP
Circuit Length = 3.6604 miles
Start: 09:30 Flag 09:57 End: 10:01

Silverstone Classic

Royal Automobile Club Woodcote & Stirling Moss Trophy

QUALIFYING - RACE 2 - SECTOR ANALYSIS

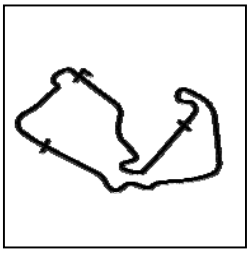

SECTOR 1 = FL to I1, SECTOR 2 = I1 to I2, SECTOR 3 = I2 to FL, DIFF = Difference To Personal Best Lap, P = Crossed Finish Line in Pit Lane, D = Time Disallowed

P31 101 W4 Till BECHTOLSHEIMER — Allard J2

IDEAL LAP TIME : 2:39.548 BEST LAP TIME : 2:41.102 DIFFERENCE : 1.554

LAP	SECTOR 1		SECTOR 2		SECTOR 3		LAP TIME		MPH	DIFF	TIME OF DAY
1 -	50.440	101.3	1:20.762	117.9	36.832	85.1	2:48.034		78.42	6.932	09:36:28.068
2 -	51.049	107.7	1:20.310	84.9	40.247	85.4	2:51.606		76.79	10.504	09:39:19.674
3 -	53.195	82.2	1:24.240	105.6	39.563	82.0	2:56.998		74.45	15.896	09:42:16.672
4 -	56.546	60.6	1:28.823	113.9	35.805	85.5	3:01.174		72.73	20.072	09:45:17.846
5 -	50.360	101.9	1:19.519	125.6	34.673	84.9	2:44.552		80.08	3.450	09:48:02.398
6 -	48.735	105.0	1:18.166	116.9	35.342	85.7	2:42.243		81.22	1.141	09:50:44.641
7 -	49.048	***113.3***	1:17.406	118.7	35.128	86.2	2:41.582	**(3)**	81.55	0.480	09:53:26.223
8 -	49.158	108.5	1:17.554	125.6	***34.390***	***87.2***	***2:41.102***	**(1)**	***81.79***		***09:56:07.325***
9 -	***47.975***	109.4	***1:17.183***	***131.5***	36.100	75.3	2:41.258	**(2)**	81.71	0.156	09:58:48.583

P32 17 W4 WAKEMAN / FISKEN — Jaguar C-type

IDEAL LAP TIME : 2:40.482 BEST LAP TIME : 2:41.535 DIFFERENCE : 1.053

LAP	SECTOR 1		SECTOR 2		SECTOR 3		LAP TIME		MPH	DIFF	TIME OF DAY
1 -	50.540	112.7	1:28.401	117.7	35.489	86.3	2:54.430		75.54	12.895	09:36:57.492
2 -	1:18.633	42.2	2:17.883	53.2	53.433	53.1	4:29.949		48.81	1:48.414	09:41:27.441
3 -	58.091	91.3	1:25.740	112.0	36.136	86.1	2:59.967		73.22	18.432	09:44:27.408
4 -	49.287	114.5	1:18.050	123.8	***34.198***	83.9	***2:41.535***	**(1)**	***81.57***		***09:47:08.943***
5 -	48.733	111.4	***1:17.618***	***125.6***	35.196	86.8	2:41.547	**(2)**	81.57	0.012	09:49:50.490
6 -	OUTLAP			97.6	37.002	***88.6***	4:10.161		52.67	1:28.626	09:54:00.651
7 -	48.829	***120.4***	1:19.083	121.1	34.912	86.7	2:42.824		80.93	1.289	09:56:43.475
8 -	49.072	100.9	1:18.804	120.4	34.490	88.4	2:42.366	**(3)**	81.16	0.831	09:59:25.841

P33 7 W3a FRIEDRICHS / HADFIELD — Aston Martin DB3S

IDEAL LAP TIME : 2:40.497 BEST LAP TIME : 2:41.843 DIFFERENCE : 1.346

LAP	SECTOR 1		SECTOR 2		SECTOR 3		LAP TIME		MPH	DIFF	TIME OF DAY
1 -	53.723	90.3	1:24.842	106.3	38.606	81.2	2:57.171		74.37	15.328	09:36:30.290
2 -	52.079	103.5	1:24.019	109.6	37.408	84.2	2:53.506		75.95	11.663	09:39:23.796
3 -	54.888	97.3	1:24.605	113.3	36.246	85.3	2:55.739		74.98	13.896	09:42:19.535
4 -	OUTLAP			120.2	34.383	81.6	4:24.708		49.78	1:42.865	09:46:44.243
5 -	49.580	115.5	1:18.763	***122.9***	33.500	85.8	***2:41.843***	**(1)**	***81.42***		***09:49:26.086***
6 -	OUTLAP			121.3	***33.464***	***86.2***	3:47.345		57.96	1:05.502	09:53:13.431
7 -	***48.631***	***118.1***	1:19.655	122.4	33.580	86.1	2:41.866	**(2)**	81.41	0.023	09:55:55.297
8 -	48.946	116.7	***1:18.402***	121.7	35.573	85.1	2:42.921	**(3)**	80.88	1.078	09:58:38.218

P34 55 W4al WEBB / YOUNG — Jaguar C-type

IDEAL LAP TIME : 2:40.007 BEST LAP TIME : 2:41.939 DIFFERENCE : 1.932

LAP	SECTOR 1		SECTOR 2		SECTOR 3		LAP TIME		MPH	DIFF	TIME OF DAY
1 -	49.974	112.7	1:22.185	118.7	34.951	83.6	2:47.110		78.85	5.171	09:37:11.771
2 -	1:16.454	47.0	2:12.050	44.7	54.714	56.4	4:23.218		50.06	1:41.279	09:41:34.989
3 -	1:03.694	89.5	1:27.308	107.3	36.503	85.5	3:07.505		70.27	25.566	09:44:42.494
4 -	51.121	112.7	1:18.273	122.4	34.506	82.9	2:43.900		80.40	1.961	09:47:26.394
5 -	50.521	115.9	***1:17.712***	122.6	***33.706***	82.3	***2:41.939***	**(1)**	***81.37***		***09:50:08.333***
6 -	***48.589***	***117.1***	1:18.483	118.9	35.369	81.5	2:42.441	**(2)**	81.12	0.502	09:52:50.774
7 -	OUTLAP			120.6	34.822	83.5	4:13.987		51.88	1:32.048	09:57:04.761
8 -	50.199	115.5	1:19.068	***124.7***	33.963	***87.3***	2:43.230	**(3)**	80.73	1.291	09:59:47.991

Weather / Track : Sunny / Dry

Silverstone GP
Circuit Length = 3.6604 miles
Start: 09:30 Flag 09:57 End: 10:01

Silverstone Classic

Royal Automobile Club Woodcote & Stirling Moss Trophy

QUALIFYING - RACE 2 - SECTOR ANALYSIS

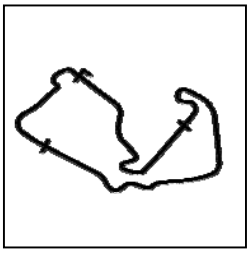

SECTOR 1 = FL to I1, SECTOR 2 = I1 to I2, SECTOR 3 = I2 to FL, DIFF = Difference To Personal Best Lap, P = Crossed Finish Line in Pit Lane, D = Time Disallowed

P35 115 S6I John BURTON — Jaguar Alton

IDEAL LAP TIME : 2:41.903 BEST LAP TIME : 2:41.989 DIFFERENCE : 0.086

LAP	SECTOR 1		SECTOR 2		SECTOR 3		LAP TIME		MPH	DIFF	TIME OF DAY
1 -	54.621	91.4	1:23.865	114.7	36.660	71.4	2:55.146		75.23	13.157	09:37:40.404
2 -	OUTLAP			111.1	36.035	79.8	9:03.668		24.23	6:21.679	09:46:44.072
3 -	54.689	107.5	1:19.710	120.2	35.113	81.7	2:49.512		77.73	7.523	09:49:33.584
4 -	49.407	112.5	1:19.392	119.6	35.128	81.5	2:43.927	(3)	80.38	1.938	09:52:17.511
5 -	***49.344***	***114.7***	1:18.926	122.9	34.610	83.6	2:42.880	(2)	80.90	0.891	09:55:00.391
6 -	49.430	114.1	***1:18.414***	***123.8***	***34.145***	84.4	***2:41.989***	(1)	***81.34***		***09:57:42.380***
7 -	50.296	108.9	1:20.994	121.3	34.617	***84.8***	2:45.907		79.42	3.918	10:00:28.287

P36 201 S3I HARRISON / ADCOCK — Rejo Mk3

IDEAL LAP TIME : 2:42.439 BEST LAP TIME : 2:42.859 DIFFERENCE : 0.420

LAP	SECTOR 1		SECTOR 2		SECTOR 3		LAP TIME		MPH	DIFF	TIME OF DAY
1 -	52.330	107.0	1:19.369	110.7	34.068	84.4	2:45.767	(3)	79.49	2.908	09:37:01.643
2 -	OUTLAP			117.7	36.857	84.4	8:18.200		26.45	5:35.341	09:45:19.843
3 -	49.657	114.9	***1:19.289***	***119.6***	33.913	82.4	***2:42.859***	(1)	***80.91***		***09:48:02.702***
4 -	OUTLAP			115.1	36.243	84.2	4:23.633		49.98	1:40.774	09:52:26.335
5 -	50.239	113.3	1:20.983	119.4	34.681	82.7	2:45.903		79.43	3.044	09:55:12.238
6 -	49.687	115.1	1:19.600	116.3	***33.835***	***86.0***	2:43.122	(2)	80.78	0.263	09:57:55.360

P37 24 W4 J.WARD / C.WARD — Jaguar XK120 Ecurie Ecosse

IDEAL LAP TIME : 2:42.272 BEST LAP TIME : 2:43.200 DIFFERENCE : 0.928

LAP	SECTOR 1		SECTOR 2		SECTOR 3		LAP TIME		MPH	DIFF	TIME OF DAY
1 -	55.038	96.0	1:24.030	119.4	35.991	83.6	2:55.059		75.27	11.859	09:37:45.381
2 -	58.860	48.6	2:04.021	50.5	52.752	66.1	3:55.633		55.92	1:12.433	09:41:41.014
3 -	1:06.984	81.5	1:30.220	111.4	36.866	80.6	3:14.070		67.90	30.870	09:44:55.084
4 -	52.846	105.6	1:22.132	115.7	36.253	78.1	2:51.231		76.95	8.031	09:47:46.315
5 -	OUTLAP			120.2	34.776	82.2	3:44.613		58.66	1:01.413	09:51:30.928
6 -	49.504	114.9	1:20.179	120.9	34.101	***85.7***	2:43.784	(3)	80.45	0.584	09:54:14.712
7 -	***48.992***	112.4	1:19.488	121.1	34.882	83.4	2:43.362	(2)	80.66	0.162	09:56:58.074
8 -	49.920	***115.9***	***1:19.210***	***122.4***	***34.070***	85.0	***2:43.200***	(1)	***80.74***		***09:59:41.274***

P38 46 S5 Olivier BLANPAIN — Cooper Monaco

IDEAL LAP TIME : 2:43.411 BEST LAP TIME : 2:43.411 DIFFERENCE : 0.000

LAP	SECTOR 1		SECTOR 2		SECTOR 3		LAP TIME		MPH	DIFF	TIME OF DAY
1 -	50.549	100.7	1:20.766	119.1	35.469	76.0	2:46.784	(2)	79.01	3.373	09:37:00.280
2 -	1:17.859	47.2	2:17.731	48.5	54.364	63.4	4:29.954		48.81	1:46.543	09:41:30.234
3 -	1:00.019	94.7	1:24.891	94.7	37.757	77.5	3:02.667		72.14	19.256	09:44:32.901
4 -	51.872	101.5	1:20.793	118.5	35.123	82.9	2:47.788		78.53	4.377	09:47:20.689
5 -	2:49.767	57.2	1:26.259	117.1	35.728	***83.2***	4:51.754		45.16	2:08.343	09:52:12.443
6 -	51.930	103.4	1:20.407	120.2	35.271	79.1	2:47.608		78.62	4.197	09:55:00.051
7 -	51.696	104.8	1:20.821	115.9	34.971	82.2	2:47.488	(3)	78.67	4.077	09:57:47.539
8 -	***50.303***	***107.8***	***1:18.579***	***121.3***	***34.529***	82.5	***2:43.411***	(1)	***80.64***		***10:00:30.950***

P39 39 W1 BERNBERG / UGO — Cooper T39 Bobtail

IDEAL LAP TIME : 2:42.528 BEST LAP TIME : 2:43.942 DIFFERENCE : 1.414

LAP	SECTOR 1		SECTOR 2		SECTOR 3		LAP TIME		MPH	DIFF	TIME OF DAY
1 -	54.564	100.0	1:25.854	95.1	40.461	77.3	3:00.879		72.85	16.937	09:36:25.474
2 -	56.024	98.2	1:27.243	98.9	39.808	77.2	3:03.075		71.98	19.133	09:39:28.549
3 -	OUTLAP			111.6	36.776	84.3	5:23.359		40.75	2:39.417	09:44:51.908
4 -	50.882	108.7	1:20.919	116.3	37.087	71.8	2:48.888		78.02	4.946	09:47:40.796
5 -	50.247	113.9	***1:19.386***	***116.5***	34.624	85.1	2:44.257	(2)	80.22	0.315	09:50:25.053
6 -	***48.522***	***115.9***	1:20.230	115.7	35.190	78.5	***2:43.942***	(1)	***80.38***		***09:53:08.995***
7 -	53.875	107.5	1:19.823	***116.5***	***34.620***	***85.5***	2:48.318		78.29	4.376	09:55:57.313
8 -	48.878	111.4	1:21.214	116.1	35.645	76.2	2:45.737	(3)	79.51	1.795	09:58:43.050

Weather / Track : Sunny / Dry

Silverstone GP
Circuit Length = 3.6604 miles
Start: 09:30 Flag 09:57 End: 10:01

Silverstone Classic

Royal Automobile Club Woodcote & Stirling Moss Trophy

QUALIFYING - RACE 2 - SECTOR ANALYSIS

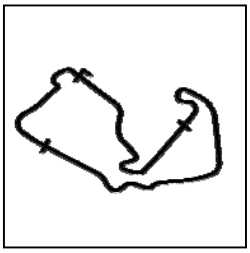

SECTOR 1 = FL to I1, SECTOR 2 = I1 to I2, SECTOR 3 = I2 to FL, DIFF = Difference To Personal Best Lap, P = Crossed Finish Line in Pit Lane, D = Time Disallowed

P40 36 W4a Richard GUY Jaguar D-type

IDEAL LAP TIME : 2:43.856 BEST LAP TIME : 2:44.684 DIFFERENCE : 0.828

LAP	SECTOR 1		SECTOR 2		SECTOR 3		LAP TIME		MPH	DIFF	TIME OF DAY
1 -	50.320	103.2	1:24.077	112.7	36.428	81.5	2:50.825		77.14	6.141	09:37:13.689
2 -	1:15.978	50.9	2:11.660	44.4	54.618	53.6	4:22.256		50.24	1:37.572	09:41:35.945
3 -	1:03.560	89.4	1:27.420	103.8	37.260	80.6	3:08.240		70.00	23.556	09:44:44.185
4 -	50.134	105.3	1:22.507	122.9	36.076	***84.5***	2:48.717		78.10	4.033	09:47:32.902
5 -	51.364	107.3	1:20.354	128.5	***35.680***	83.7	2:47.398	**(3)**	78.72	2.714	09:50:20.300
6 -	***49.583***	110.9	1:20.170	127.3	36.756	74.4	2:46.509	**(2)**	79.14	1.825	09:53:06.809
7 -	50.206	***114.1***	1:18.751	128.0	35.727	78.3	***2:44.684***	**(1)**	***80.01***		***09:55:51.493***
8 -	49.928	110.3	***1:18.593***	***130.5***	47.413	78.6	2:55.934		74.90	11.250	09:58:47.427

P41 85 W2 Stephen BOND Lister Bristol Flat Iron

IDEAL LAP TIME : 2:44.358 BEST LAP TIME : 2:45.186 DIFFERENCE : 0.828

LAP	SECTOR 1		SECTOR 2		SECTOR 3		LAP TIME		MPH	DIFF	TIME OF DAY
1 -	54.453	99.7	1:25.217	113.1	37.981	78.5	2:57.651		74.17	12.465	09:36:31.668
2 -	51.750	99.8	1:24.053	109.8	37.723	77.4	2:53.526		75.94	8.340	09:39:25.194
3 -	55.003	89.5	1:24.563	112.2	36.324	80.1	2:55.890		74.92	10.704	09:42:21.084
4 -	OUTLAP			102.6	35.618	82.5	4:24.536		49.81	1:39.350	09:46:45.620
5 -	51.752	108.4	1:20.053	***115.5***	***34.411***	***83.1***	2:46.216	**(2)**	79.28	1.030	09:49:31.836
6 -	***50.025***	***111.1***	***1:19.922***	***115.5***	35.239	76.2	***2:45.186***	**(1)**	***79.77***		***09:52:17.022***
7 -	51.397	107.8	1:21.614	114.7	35.215	83.0	2:48.226		78.33	3.040	09:55:05.248
8 -	51.140	110.0	1:20.783	112.4	35.185	81.3	2:47.108	**(3)**	78.85	1.922	09:57:52.356
9 -	51.049	108.7	1:21.554	108.5	36.719	75.4	2:49.322		77.82	4.136	10:00:41.678

P42 77 S5 MAHMOUD / BUSTROS Cooper Monaco T49

IDEAL LAP TIME : 2:43.818 BEST LAP TIME : 2:46.031 DIFFERENCE : 2.213

LAP	SECTOR 1		SECTOR 2		SECTOR 3		LAP TIME		MPH	DIFF	TIME OF DAY
1 -	51.631	111.1	***1:19.991***	122.2	34.409	82.2	***2:46.031***	**(1)**	***79.36***		***09:50:23.172***
2 -	OUTLAP			92.8	40.178	78.3	4:28.212		49.13	1:42.181	09:54:51.384
3 -	51.807	98.1	1:21.246	***122.6***	35.560	83.3	2:48.613	**(3)**	78.15	2.582	09:57:39.997
4 -	52.352	110.1	1:20.795	121.3	***34.282***	***86.2***	2:47.429	**(2)**	78.70	1.398	10:00:27.426

P43 98 W3a Nick MATTHEWS Austin-Healey 100/4

IDEAL LAP TIME : 2:46.585 BEST LAP TIME : 2:46.585 DIFFERENCE : 0.000

LAP	SECTOR 1		SECTOR 2		SECTOR 3		LAP TIME		MPH	DIFF	TIME OF DAY
1 -	52.753	103.8	1:24.529	104.2	35.714	79.0	2:52.996		76.17	6.411	09:36:06.454
2 -	52.900	103.5	1:22.746	106.1	35.275	80.2	2:50.921		77.09	4.336	09:38:57.375
3 -	52.221	104.0	1:21.969	108.5	43.120	67.0	2:57.310		74.32	10.725	09:41:54.685
4 -	1:09.702	63.2	1:34.783	85.8	37.069	77.4	3:21.554		65.38	34.969	09:45:16.239
5 -	51.287	105.5	1:22.678	***112.0***	34.867	80.7	2:48.832		78.05	2.247	09:48:05.071
6 -	51.768	105.1	1:21.831	108.9	34.955	81.1	2:48.554		78.18	1.969	09:50:53.625
7 -	51.708	***107.0***	1:21.685	108.0	34.729	***81.5***	2:48.122	**(2)**	78.38	1.537	09:53:41.747
8 -	***50.352***	106.1	***1:21.669***	109.4	***34.564***	81.3	***2:46.585***	**(1)**	***79.10***		***09:56:28.332***
9 -	50.734	106.1	1:22.212	108.0	35.496	80.7	2:48.442	**(3)**	78.23	1.857	09:59:16.774

P44 23 W4 Barry WOOD RGS Atlanta

IDEAL LAP TIME : 2:46.612 BEST LAP TIME : 2:46.612 DIFFERENCE : 0.000

LAP	SECTOR 1		SECTOR 2		SECTOR 3		LAP TIME		MPH	DIFF	TIME OF DAY
1 -	***49.916***	***101.3***	***1:21.000***	***124.0***	***35.696***	***85.4***	***2:46.612***	**(1)**	***79.09***		***09:36:58.842***
2 -	1:18.751	43.4	2:17.428	46.9	53.129	54.0	4:29.308		48.93	1:42.696	09:41:28.150
3 -	OUTLAP			90.9	40.158	75.4	5:21.889		40.93	2:35.277	09:46:50.039
4 -	59.857	87.4	1:24.256	117.1	40.318	70.4	3:04.431		71.45	17.819	09:49:54.470
5 -	54.153	97.8	1:25.149	109.6	36.827	75.5	2:56.129	**(2)**	74.81	9.517	09:52:50.599
6 -	54.799	93.4	1:27.016	114.3	38.636	67.8	3:00.451		73.02	13.839	09:55:51.050
7 -	54.427	99.5	1:25.203	116.9	37.534	75.4	2:57.164	**(3)**	74.38	10.552	09:58:48.214

Weather / Track : Sunny / Dry

Silverstone GP
Circuit Length = 3.6604 miles
Start: 09:30 Flag 09:57 End: 10:01

Silverstone Classic

Royal Automobile Club Woodcote & Stirling Moss Trophy

QUALIFYING - RACE 2 - SECTOR ANALYSIS

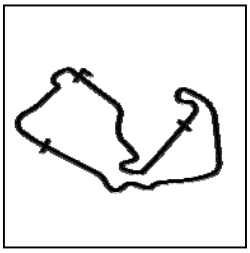

SECTOR 1 = FL to I1, SECTOR 2 = I1 to I2, SECTOR 3 = I2 to FL, DIFF = Difference To Personal Best Lap, P = Crossed Finish Line in Pit Lane, D = Time Disallowed

P45 53 W3 REED / SNOWDON — Aston Martin DB2

IDEAL LAP TIME : 2:46.323 BEST LAP TIME : 2:46.842 DIFFERENCE : 0.519

LAP	SECTOR 1		SECTOR 2		SECTOR 3		LAP TIME	MPH	DIFF	TIME OF DAY
1 -	53.917	99.8	1:25.107	118.7	38.832	76.0	2:57.856	74.09	11.014	09:36:48.794
2 -	53.267	111.8	1:29.788	108.4	42.266	71.5	3:05.321	71.10	18.479	09:39:54.115
3 -	56.940	100.4	1:43.849	56.3	46.151	70.3	3:26.940	63.67	40.098	09:43:21.055
4 -	57.100	95.7	1:28.069	114.7	40.127	77.7	3:05.296	71.11	18.454	09:46:26.351
5 -	OUTLAP			117.1	43.030	***82.1***	4:20.919	50.50	1:34.077	09:50:47.270
6 -	50.430	***112.7***	***1:21.500***	***122.6***	34.983	***82.1***	2:46.913 **(2)**	78.95	0.071	09:53:34.183
7 -	50.215	103.2	1:21.656	119.6	***34.971***	81.8	***2:46.842*** **(1)**	***78.98***		***09:56:21.025***
8 -	***49.852***	103.4	1:22.350	116.5	35.542	81.2	2:47.744 **(3)**	78.55	0.902	09:59:08.769

P46 21 S4 Jason YATES — Lotus 11

IDEAL LAP TIME : 2:47.148 BEST LAP TIME : 2:47.239 DIFFERENCE : 0.091

LAP	SECTOR 1		SECTOR 2		SECTOR 3		LAP TIME	MPH	DIFF	TIME OF DAY
1 -	54.202	99.7	1:25.216	111.6	36.955	79.6	2:56.373	74.71	9.134	09:37:10.439
2 -	1:16.464	44.4	2:12.771	49.1	54.671	57.7	4:23.906	49.93	1:36.667	09:41:34.345
3 -	1:03.801	89.1	1:27.687	105.3	36.317	82.7	3:07.805	70.16	20.566	09:44:42.150
4 -	52.468	105.5	1:23.727	***115.3***	35.285	***84.2***	2:51.480	76.84	4.241	09:47:33.630
5 -	50.800	106.0	***1:21.855***	113.5	***35.120***	82.5	2:47.775 **(2)**	78.54	0.536	09:50:21.405
6 -	***50.173***	106.6	1:21.894	113.1	35.172	82.4	***2:47.239*** **(1)**	***78.79***		***09:53:08.644***
7 -	51.579	105.8	1:21.894	109.8	36.131	82.7	2:49.604 **(3)**	77.69	2.365	09:55:58.248
8 -	51.194	***107.0***	1:22.033	112.7	36.606	76.8	2:49.833	77.59	2.594	09:58:48.081

P47 76 W3a O.HARRIS / N.HARRIS — Austin-Healey 100-4

IDEAL LAP TIME : 2:47.376 BEST LAP TIME : 2:47.723 DIFFERENCE : 0.347

LAP	SECTOR 1		SECTOR 2		SECTOR 3		LAP TIME	MPH	DIFF	TIME OF DAY
1 -	53.212	106.3	1:21.988	109.2	35.977	80.2	2:51.177 **(3)**	76.98	3.454	09:37:31.846
2 -	OUTLAP			112.7	35.300	80.5	9:38.747	22.76	6:51.024	09:47:10.593
3 -	51.004	108.9	***1:21.497***	***114.3***	***35.222***	***80.7***	***2:47.723*** **(1)**	***78.56***		***09:49:58.316***
4 -	51.054	110.3	1:21.914	113.1	35.279	77.8	2:48.247 **(2)**	78.32	0.524	09:52:46.563
5 -	***50.657***	***111.8***	1:35.463	110.1	37.218	72.7	3:03.338	71.87	15.615	09:55:49.901
6 -	51.858	99.2	1:24.592	112.9	36.066	75.1	2:52.516	76.38	4.793	09:58:42.417

P48 16 W3 Christopher JOLLY — Aston Martin DB2

IDEAL LAP TIME : 2:48.432 BEST LAP TIME : 2:48.774 DIFFERENCE : 0.342

LAP	SECTOR 1		SECTOR 2		SECTOR 3		LAP TIME	MPH	DIFF	TIME OF DAY
1 -	57.266	99.5	1:26.060	116.9	39.053	70.2	3:02.379	72.25	13.605	09:37:15.925
2 -	1:17.860	46.7	2:10.125	46.1	53.503	51.1	4:21.488	50.39	1:32.714	09:41:37.413
3 -	1:05.118	75.9	1:27.564	108.9	37.780	78.3	3:10.462	69.18	21.688	09:44:47.875
4 -	51.809	109.6	1:22.644	118.3	38.362	66.5	2:52.815	76.25	4.041	09:47:40.690
5 -	52.351	112.5	1:22.239	118.1	***35.939***	77.4	2:50.529	77.27	1.755	09:50:31.219
6 -	50.968	112.4	1:22.090	118.3	36.003	***80.4***	2:49.061 **(2)**	77.94	0.287	09:53:20.280
7 -	51.177	113.9	***1:21.676***	***118.5***	36.272	79.1	2:49.125 **(3)**	77.91	0.351	09:56:09.405
8 -	***50.817***	***114.3***	1:21.761	118.1	36.196	75.3	***2:48.774*** **(1)**	***78.07***		***09:58:58.179***

P49 133 W3a Paul KENNELLY — Austin-Healey 100M

IDEAL LAP TIME : 2:48.972 BEST LAP TIME : 2:49.193 DIFFERENCE : 0.221

LAP	SECTOR 1		SECTOR 2		SECTOR 3		LAP TIME	MPH	DIFF	TIME OF DAY
1 -	53.482	107.7	1:23.707	111.6	36.238	***80.7***	2:53.427	75.98	4.234	09:36:20.582
2 -	53.532	106.8	1:22.856	111.4	36.428	80.4	2:52.816	76.25	3.623	09:39:13.398
3 -	55.138	103.5	1:25.388	110.1	36.730	80.0	2:57.256	74.34	8.063	09:42:10.654
4 -	1:01.039	61.1	1:28.883	97.9	36.368	80.2	3:06.290	70.73	17.097	09:45:16.944
5 -	53.809	***109.2***	1:22.937	***112.2***	***35.490***	80.3	2:52.236	76.51	3.043	09:48:09.180
6 -	51.786	107.8	1:22.126	111.2	35.534	79.6	2:49.446 **(2)**	77.76	0.253	09:50:58.626
7 -	***51.659***	107.3	***1:21.823***	110.9	35.711	79.5	***2:49.193*** **(1)**	***77.88***		***09:53:47.819***
8 -	51.807	107.0	1:23.394	109.8	36.138	77.0	2:51.339 **(3)**	76.91	2.146	09:56:39.158

Weather / Track : Sunny / Dry

Silverstone GP
Circuit Length = 3.6604 miles
Start: 09:30 Flag 09:57 End: 10:01

Silverstone Classic

Royal Automobile Club Woodcote & Stirling Moss Trophy

QUALIFYING - RACE 2 - SECTOR ANALYSIS

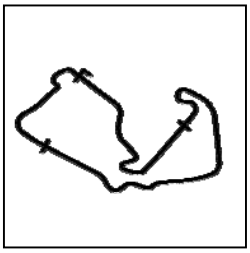

SECTOR 1 = FL to I1, SECTOR 2 = I1 to I2, SECTOR 3 = I2 to FL, DIFF = Difference To Personal Best Lap, P = Crossed Finish Line in Pit Lane, D = Time Disallowed

P50 44 W3a THORNE / BENNETT-BAGGS Austin-Healey 100/4

IDEAL LAP TIME : 2:48.463 BEST LAP TIME : 2:50.018 DIFFERENCE : 1.555

LAP	SECTOR 1		SECTOR 2		SECTOR 3		LAP TIME	MPH	DIFF	TIME OF DAY
1 -	***51.404***	102.9	1:23.408	114.3	***35.638***	***81.7***	2:50.450 **(2)**	77.31	0.432	09:36:00.862
2 -	52.018	108.5	***1:21.421***	115.3	36.579	76.6	***2:50.018*** **(1)**	***77.50***		***09:38:50.880***
3 -	51.879	107.0	1:25.570	88.3	44.848	70.6	3:02.297	72.28	12.279	09:41:53.177
4 -	OUTLAP			104.3	38.631	68.4	4:48.238	45.71	1:58.220	09:46:41.415
5 -	57.382	99.7	1:26.652	***115.9***	36.471	80.8	3:00.505	73.00	10.487	09:49:41.920
6 -	51.988	***109.8***	1:26.546	113.7	36.389	79.2	2:54.923	75.33	4.905	09:52:36.843
7 -	51.808	108.7	1:24.123	115.7	35.682	78.3	2:51.613 **(3)**	76.78	1.595	09:55:28.456
8 -	OUTLAP			113.1	37.487	78.3	3:17.570	66.69	27.552	09:58:46.026

P51 33 W2 C.PHILLIPS / O.PHILIPS Cooper Bristol

IDEAL LAP TIME : 2:52.370 BEST LAP TIME : 2:52.531 DIFFERENCE : 0.161

LAP	SECTOR 1		SECTOR 2		SECTOR 3		LAP TIME	MPH	DIFF	TIME OF DAY
1 -	58.179	89.9	1:29.396	107.5	39.239	70.9	3:06.814	70.53	14.283	09:37:04.984
2 -	1:19.428	43.6	2:13.651	49.7	54.856	56.6	4:27.935	49.18	1:35.404	09:41:32.919
3 -	OUTLAP			111.6	37.834	78.3	4:50.225	45.40	1:57.694	09:46:23.144
4 -	53.502	108.0	1:24.844	112.7	39.549	69.9	2:57.895 **(3)**	74.07	5.364	09:49:21.039
5 -	53.187	107.5	1:24.203	113.5	42.409	74.3	2:59.799	73.29	7.268	09:52:20.838
6 -	***52.883***	***108.7***	1:23.665	112.9	36.480	***80.0***	2:53.028 **(2)**	76.15	0.497	09:55:13.866
7 -	53.044	107.5	***1:23.379***	***113.9***	***36.108***	***80.0***	***2:52.531*** **(1)**	***76.37***		***09:58:06.397***

P52 19 S1 EMMERLING / HOOPER Elva Mk5

IDEAL LAP TIME : 2:53.515 BEST LAP TIME : 2:53.515 DIFFERENCE : 0.000

LAP	SECTOR 1		SECTOR 2		SECTOR 3		LAP TIME	MPH	DIFF	TIME OF DAY
1 -	53.135	92.3	1:25.508	***103.5***	37.697	78.5	2:56.340 **(2)**	74.72	2.825	09:36:22.840
2 -	***51.529***	***104.3***	***1:24.439***	101.9	***37.547***	***80.5***	***2:53.515*** **(1)**	***75.94***		***09:39:16.355***
3 -	OUTLAP			88.3	40.804	74.2	4:35.213	47.88	1:41.698	09:43:51.568
4 -	54.470	95.4	1:25.739	103.2	38.650	75.3	2:58.859 **(3)**	73.67	5.344	09:46:50.427

P53 81 W3al REICHMAN / WILSON Austin-Healey 100/4

IDEAL LAP TIME : 2:53.145 BEST LAP TIME : 2:55.034 DIFFERENCE : 1.889

LAP	SECTOR 1		SECTOR 2		SECTOR 3		LAP TIME	MPH	DIFF	TIME OF DAY
1 -	59.457	84.3	1:34.519	90.3	42.006	67.7	3:15.982	67.23	20.948	09:37:19.753
2 -	1:19.022	37.5	2:08.566	48.9	52.726	61.9	4:20.314	50.62	1:25.280	09:41:40.067
3 -	OUTLAP			100.6	40.318	69.9	6:00.486	36.55	3:05.452	09:47:40.553
4 -	56.242	97.3	1:28.305	107.2	38.273	74.8	3:02.820	72.08	7.786	09:50:43.373
5 -	54.312	103.8	***1:24.213***	***110.1***	36.509	76.5	***2:55.034*** **(1)**	***75.28***		***09:53:38.407***
6 -	53.454	101.9	1:25.979	108.9	***36.005***	***79.1***	2:55.438 **(2)**	75.11	0.404	09:56:33.845
7 -	***52.927***	***104.2***	1:26.112	107.8	36.743	77.1	2:55.782 **(3)**	74.96	0.748	09:59:29.627

P54 450 W3a P.MORTIMER / J.MORTIMER Austin-Healey 100M

IDEAL LAP TIME : 2:55.300 BEST LAP TIME : 2:55.340 DIFFERENCE : 0.040

LAP	SECTOR 1		SECTOR 2		SECTOR 3		LAP TIME	MPH	DIFF	TIME OF DAY
1 -	***52.454***	***101.2***	***1:24.745***	***109.2***	38.141	70.2	***2:55.340*** **(1)**	***75.15***		***09:37:16.376***
2 -	1:19.400	41.6	2:09.596	50.9	53.331	47.3	4:22.327 **(2)**	50.23	1:26.987	09:41:38.703

P55 118 W3a RAWE / SANZ DE ACEDO Austin-Healey 100M

IDEAL LAP TIME : BEST LAP TIME : 2:56.409 DIFFERENCE :

LAP	SECTOR 1		SECTOR 2		SECTOR 3		LAP TIME	MPH	DIFF	TIME OF DAY
1 -							2:59.172 **(3)**	73.54	2.763	09:36:29.621
2 -							3:01.531	72.59	5.122	09:39:31.152
3 -							4:48.092	45.74	1:51.683	09:44:19.244
4 -							6:31.276	33.67	3:34.867	09:50:50.520
5 -							2:58.764 **(2)**	73.71	2.355	09:53:49.284
6 -							***2:56.409*** **(1)**	***74.70***		***09:56:45.693***

Weather / Track : Sunny / Dry

Silverstone GP
Circuit Length = 3.6604 miles
Start: 09:30 Flag 09:57 End: 10:01

Silverstone Classic

Royal Automobile Club Woodcote & Stirling Moss Trophy

QUALIFYING - RACE 2 - SECTOR ANALYSIS

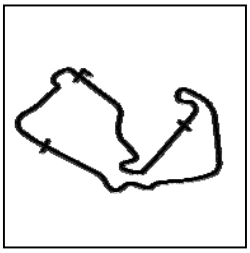

SECTOR 1 = FL to I1, SECTOR 2 = I1 to I2, SECTOR 3 = I2 to FL, DIFF = Difference To Personal Best Lap, P = Crossed Finish Line in Pit Lane, D = Time Disallowed

P56 58 W3a David STANLEY — Austin-Healey 100 Le Mans

IDEAL LAP TIME : 3:00.651 BEST LAP TIME : 3:00.651 DIFFERENCE : 0.000

LAP	SECTOR 1		SECTOR 2		SECTOR 3		LAP TIME		MPH	DIFF	TIME OF DAY
1 -	57.332	93.7	1:31.818	98.8	39.594	69.9	3:08.744		69.81	8.093	09:37:57.494
2 -	59.429	80.7	1:55.831	51.2	52.579	67.3	3:47.839		57.83	47.188	09:41:45.333
3 -	1:07.220	78.2	1:35.878	95.0	39.858	69.9	3:22.956		64.92	22.305	09:45:08.289
4 -	56.729	102.4	1:29.982	108.0	38.481	74.9	3:05.192		71.15	4.541	09:48:13.481
5 -	55.563	99.4	1:30.265	108.2	39.419	73.9	3:05.247		71.13	4.596	09:51:18.728
6 -	54.896	***105.8***	1:28.807	***110.7***	38.112	76.0	3:01.815	**(2)**	72.47	1.164	09:54:20.543
7 -	55.304	104.8	1:29.918	96.8	37.769	72.4	3:02.991	**(3)**	72.01	2.340	09:57:23.534
8 -	***54.518***	105.0	***1:28.521***	110.1	***37.612***	***77.0***	***3:00.651***	**(1)**	***72.94***		***10:00:24.185***

P57 3 W2 Steve WARD — Frazer Nash Le Mans

IDEAL LAP TIME : 3:08.463 BEST LAP TIME : 3:09.140 DIFFERENCE : 0.677

LAP	SECTOR 1		SECTOR 2		SECTOR 3		LAP TIME		MPH	DIFF	TIME OF DAY
1 -	1:01.468	85.7	1:35.843	96.8	43.215	69.6	3:20.526		65.71	11.386	09:38:23.354
2 -	59.984	92.0	1:36.458	59.5	49.586	65.7	3:26.028		63.96	16.888	09:41:49.382
3 -	1:09.847	64.5	1:37.483	90.3	44.429	72.6	3:31.759		62.23	22.619	09:45:21.141
4 -	***56.634***	***96.9***	1:32.228	98.9	40.278	72.6	***3:09.140***	**(1)**	***69.67***		***09:48:30.281***
5 -	57.056	91.5	1:33.941	***100.1***	***40.009***	***73.7***	3:11.006	**(3)**	68.99	1.866	09:51:41.287
6 -	57.706	94.5	***1:31.820***	98.1	40.204	73.1	3:09.730	**(2)**	69.45	0.590	09:54:51.017
7 -	59.314	91.8	1:34.306	99.7	41.297	69.3	3:14.917		67.60	5.777	09:58:05.934

P58 22 W4I Derek DRINKWATER — Cadillac 61S Le Monstre

IDEAL LAP TIME : 3:12.484 BEST LAP TIME : 3:13.802 DIFFERENCE : 1.318

LAP	SECTOR 1		SECTOR 2		SECTOR 3		LAP TIME		MPH	DIFF	TIME OF DAY
1 -	1:02.185	83.3	1:34.622	***97.8***	39.854	63.5	3:16.661		67.00	2.859	09:37:55.324
2 -	1:00.604	84.0	1:55.232	47.8	52.577	***68.6***	3:48.413		57.69	34.611	09:41:43.737
3 -	1:07.628	77.8	1:35.972	97.1	39.846	65.9	3:23.446		64.77	9.644	09:45:07.183
4 -	1:01.446	87.3	1:34.583	95.5	***39.003***	66.9	3:15.032	**(3)**	67.56	1.230	09:48:22.215
5 -	***59.528***	81.2	1:34.774	96.5	39.500	66.1	***3:13.802***	**(1)**	***67.99***		***09:51:36.017***
6 -	1:17.629	89.9	***1:33.953***	96.6	40.036	66.9	3:31.618		62.27	17.816	09:55:07.635
7 -	1:00.117	***90.6***	1:34.237	97.3	39.639	66.8	3:13.993	**(2)**	67.92	0.191	09:58:21.628

Weather / Track : Sunny / Dry

Silverstone GP
Circuit Length = 3.6604 miles
Start: 09:30 Flag 09:57 End: 10:01

Silverstone Classic

Royal Automobile Club Woodcote & Stirling Moss Trophy

QUALIFYING - RACE 2 - BEST SECTORS

	SECTOR 1			SECTOR 2			SECTOR 3			IDEAL / BEST COMPARISON					
POS	NO	NAME	TIME	NO	NAME	TIME	NO	NAME	TIME	POS	NO	NAME	IDEAL	BEST	DIFF
												PERFECT LAP	2:26.018		
1	1	BRYANT	44.463	1	BRYANT	1:10.777	1	BRYANT	30.778	1	1	BRYANT	2:26.018	2:26.018	0.000
2	37	WALKER / GRIFFIT	44.756	88	KENT / OSBORNE	1:11.792	37	WALKER / GRIFFIT	31.277	2	37	WALKER / GRIFFITH	2:28.370	2:28.563	0.193
3	88	KENT / OSBORNE	45.056	37	WALKER / GRIFFIT	1:12.337	25	GANS	31.393	3	88	KENT / OSBORNE	2:28.709	2:29.968	1.259
4	25	GANS	45.210	25	GANS	1:12.630	29	AHLERS / BELLING	31.442	4	25	GANS	2:29.233	2:30.017	0.784
5	43	HART	45.258	8	WOOD / NUTHALL	1:12.661	43	HART	31.643	5	43	HART	2:29.785	2:30.421	0.636
6	8	WOOD / NUTHALL	45.388	43	HART	1:12.884	8	WOOD / NUTHALL	31.745	6	8	WOOD / NUTHALL	2:29.794	2:30.093	0.299
7	11	WAKEMAN / BL'-ED	46.095	52	SPIERS	1:13.882	52	SPIERS	31.855	7	29	AHLERS / BELLINGE	2:31.558	2:31.973	0.415
8	51	WATSON / O'CONN	46.134	11	WAKEMAN / BL'-ED	1:13.950	88	KENT / OSBORNE	31.861	8	52	SPIERS	2:32.286	2:32.729	0.443
9	29	AHLERS / BELLING	46.157	29	AHLERS / BELLING	1:13.959	51	WATSON / O'CONN	32.281	9	11	WAKEMAN / BL'-EDW	2:32.397	2:33.100	0.703
10	2	J.PEARSON / G.PE	46.239	51	WATSON / O'CONN	1:14.036	11	WAKEMAN / BL'-ED	32.352	10	51	WATSON / O'CONNE	2:32.451	2:32.451	0.000
11	52	SPIERS	46.549	170	RATCLIFF / STEVE	1:14.343	35	PRINS	32.415	11	170	RATCLIFF / STEVEN	2:33.689	2:34.376	0.687
12	170	RATCLIFF / STEVE	46.627	4	CHAMPION	1:15.089	26	HARTOGS / NUTHA	32.497	12	2	J.PEARSON / G.PEA	2:34.393	2:34.419	0.026
13	199	KEEN / MCALPINE	46.762	199	KEEN / MCALPINE	1:15.107	6	URE / STRETTON	32.532	13	4	CHAMPION	2:34.625	2:34.807	0.182
14	26	HARTOGS / NUTHA	46.853	2	J.PEARSON / G.PE	1:15.413	4	CHAMPION	32.536	14	199	KEEN / MCALPINE	2:34.778	2:35.666	0.888
15	4	CHAMPION	47.000	15	WILSON / STRETT	1:15.478	170	RATCLIFF / STEVE	32.719	15	15	WILSON / STRETTON	2:35.662	2:36.118	0.456
16	74	HUNT / BL'EDWARI	47.203	18	DITHERIDGE / CAN	1:15.539	2	J.PEARSON / G.PE	32.741	16	74	HUNT / BL'EDWARDS	2:36.068	2:36.337	0.269
17	15	WILSON / STRETT	47.223	74	HUNT / BL'EDWARI	1:15.617	30	A.SMITH / D.SMITH	32.749	17	18	DITHERIDGE / CANN	2:36.120	2:36.791	0.671
18	30	A.SMITH / D.SMITH	47.532	9	EASTICK / JONES	1:15.947	57	ADAMS	32.806	18	26	HARTOGS / NUTHAL	2:36.196	2:37.298	1.102
19	18	DITHERIDGE / CAN	47.543	57	ADAMS	1:15.960	199	KEEN / MCALPINE	32.909	19	35	PRINS	2:36.366	2:37.074	0.708
20	35	PRINS	47.546	30	A.SMITH / D.SMITH	1:16.090	15	WILSON / STRETT	32.961	20	30	A.SMITH / D.SMITH	2:36.371	2:37.030	0.659
21	28	HALUSA	47.568	35	PRINS	1:16.405	18	DITHERIDGE / CAN	33.038	21	57	ADAMS	2:36.465	2:37.848	1.383
22	57	ADAMS	47.699	155	H.DE SILVA / T.DE	1:16.588	9	EASTICK / JONES	33.128	22	9	EASTICK / JONES	2:37.297	2:38.771	1.474
23	137	HAYNES / GIRARD	47.918	144	POCHCIOL / HANS	1:16.772	10	PAUL / BOURNE	33.169	23	10	PAUL / BOURNE	2:37.976	2:38.377	0.401
24	20	FRIEDRICHS	47.930	20	FRIEDRICHS	1:16.775	74	HUNT / BL'EDWARI	33.248	24	144	POCHCIOL / HANSOI	2:38.117	2:38.217	0.100
25	10	PAUL / BOURNE	47.949	26	HARTOGS / NUTHA	1:16.846	144	POCHCIOL / HANS	33.255	25	28	HALUSA	2:38.166	2:38.534	0.368
26	101	BECHTOLSHEIMEF	47.975	10	PAUL / BOURNE	1:16.858	137	HAYNES / GIRARD	33.271	26	20	FRIEDRICHS	2:38.191	2:38.654	0.463
27	144	POCHCIOL / HANS	48.090	32	LLEWELLYN/LLEW	1:16.882	7	FRIEDRICHS / HAD	33.464	27	137	HAYNES / GIRARDO	2:38.508	2:40.264	1.756
28	9	EASTICK / JONES	48.222	28	HALUSA	1:16.993	20	FRIEDRICHS	33.486	28	32	LLEWELLYN/LLEWEI	2:39.039	2:39.594	0.555
29	32	LLEWELLYN/LLEW	48.298	101	BECHTOLSHEIMEF	1:17.183	28	HALUSA	33.605	29	155	H.DE SILVA / T.DE SI	2:39.396	2:39.396	0.000
30	39	BERNBERG / UGO	48.522	137	HAYNES / GIRARD	1:17.319	55	WEBB / YOUNG	33.706	30	6	URE / STRETTON	2:39.398	2:39.407	0.009
31	55	WEBB / YOUNG	48.589	17	WAKEMAN / FISKE	1:17.618	201	HARRISON / ADCO	33.835	31	101	BECHTOLSHEIMER	2:39.548	2:41.102	1.554
32	7	FRIEDRICHS / HAD	48.631	55	WEBB / YOUNG	1:17.712	32	LLEWELLYN/LLEW	33.859	32	55	WEBB / YOUNG	2:40.007	2:41.939	1.932
33	17	WAKEMAN / FISKE	48.666	6	URE / STRETTON	1:17.757	24	J.WARD / C.WARD	34.070	33	17	WAKEMAN / FISKEN	2:40.482	2:41.535	1.053
34	155	H.DE SILVA / T.DE	48.683	7	FRIEDRICHS / HAD	1:18.402	155	H.DE SILVA / T.DE	34.125	34	7	FRIEDRICHS / HADF	2:40.497	2:41.843	1.346
35	24	J.WARD / C.WARD	48.992	115	BURTON	1:18.414	115	BURTON	34.145	35	115	BURTON	2:41.903	2:41.989	0.086
36	6	URE / STRETTON	49.109	46	BLANPAIN	1:18.579	17	WAKEMAN / FISKE	34.198	36	24	J.WARD / C.WARD	2:42.272	2:43.200	0.928
37	201	HARRISON / ADCO	49.315	36	GUY	1:18.593	77	MAHMOUD / BUSTI	34.282	37	201	HARRISON / ADCOC	2:42.439	2:42.859	0.420
38	115	BURTON	49.344	24	J.WARD / C.WARD	1:19.210	101	BECHTOLSHEIMEF	34.390	38	39	BERNBERG / UGO	2:42.528	2:43.942	1.414
39	77	MAHMOUD / BUSTI	49.545	201	HARRISON / ADCO	1:19.289	85	BOND	34.411	39	46	BLANPAIN	2:43.411	2:43.411	0.000
40	36	GUY	49.583	39	BERNBERG / UGO	1:19.386	46	BLANPAIN	34.529	40	77	MAHMOUD / BUSTR	2:43.818	2:46.031	2.213
41	53	REED / SNOWDON	49.852	85	BOND	1:19.922	98	MATTHEWS	34.564	41	36	GUY	2:43.856	2:44.684	0.828
42	23	WOOD	49.916	77	MAHMOUD / BUSTI	1:19.991	39	BERNBERG / UGO	34.620	42	85	BOND	2:44.358	2:45.186	0.828
43	85	BOND	50.025	23	WOOD	1:21.000	53	REED / SNOWDON	34.971	43	53	REED / SNOWDON	2:46.323	2:46.842	0.519
44	21	YATES	50.173	44	THORNE / BENNET	1:21.421	21	YATES	35.120	44	98	MATTHEWS	2:46.585	2:46.585	0.000
45	46	BLANPAIN	50.303	76	O.HARRIS / N.HARI	1:21.497	76	O.HARRIS / N.HARI	35.222	45	23	WOOD	2:46.612	2:46.612	0.000
46	98	MATTHEWS	50.352	53	REED / SNOWDON	1:21.500	133	KENNELLY	35.490	46	21	YATES	2:47.148	2:47.239	0.091
47	76	O.HARRIS / N.HARI	50.657	98	MATTHEWS	1:21.669	44	THORNE / BENNET	35.638	47	76	O.HARRIS / N.HARRI	2:47.376	2:47.723	0.347
48	16	JOLLY	50.817	16	JOLLY	1:21.676	36	GUY	35.680	48	16	JOLLY	2:48.432	2:48.774	0.342
49	44	THORNE / BENNET	51.404	133	KENNELLY	1:21.823	23	WOOD	35.696	49	44	THORNE / BENNETT	2:48.463	2:50.018	1.555
50	19	EMMERLING / HOC	51.529	21	YATES	1:21.855	16	JOLLY	35.939	50	133	KENNELLY	2:48.972	2:49.193	0.221
51	133	KENNELLY	51.659	33	C.PHILLIPS / O.PHI	1:23.379	81	REICHMAN / WILS	36.005	51	33	C.PHILLIPS / O.PHILI	2:52.370	2:52.531	0.161
52	450	P.MORTIMER / J.M	52.454	81	REICHMAN / WILS	1:24.213	33	C.PHILLIPS / O.PHI	36.108	52	81	REICHMAN / WILSON	2:53.145	2:55.034	1.889
53	33	C.PHILLIPS / O.PHI	52.883	19	EMMERLING / HOC	1:24.439	19	EMMERLING / HOC	37.547	53	19	EMMERLING / HOOP	2:53.515	2:53.515	0.000
54	81	REICHMAN / WILS	52.927	450	P.MORTIMER / J.M	1:24.745	58	STANLEY	37.612	54	450	P.MORTIMER / J.MOI	2:55.300	2:55.340	0.040
55	58	STANLEY	54.518	58	STANLEY	1:28.521	450	P.MORTIMER / J.M	38.101	55	58	STANLEY	3:00.651	3:00.651	0.000
56	3	WARD	56.634	3	WARD	1:31.820	22	DRINKWATER	39.003	56	3	WARD	3:08.463	3:09.140	0.677
57	22	DRINKWATER	59.528	22	DRINKWATER	1:33.953	3	WARD	40.009	57	22	DRINKWATER	3:12.484	3:13.802	1.318
58										58	118	RAWE / SANZ DE AC		2:56.409	
59															

Weather / Track : Sunny / Dry

Silverstone GP
Circuit Length = 3.6604 miles
Start: 09:30 Flag 09:57 End: 10:01

Results can be found at www.tsl-timing.com

Printed - 10:12 Friday, 26 July 2019

Silverstone Classic

Royal Automobile Club Woodcote & Stirling Moss Trophy

QUALIFYING - RACE 2 - BEST SPEEDS

	INTERMEDIATE 1			INTERMEDIATE 2			FINISH LINE		
POS	NO	NAME	MPH	NO	NAME	MPH	NO	NAME	MPH
1	88	KENT / OSBORNE	135.5	43	HART	143.3	43	HART	96.0
2	43	HART	131.8	88	KENT / OSBORNE	142.4	11	WAKEMAN / BL'-EDWARDS	94.1
3	1	BRYANT	129.0	170	RATCLIFF / STEVENS	139.8	25	GANS	93.7
4	25	GANS	129.0	199	KEEN / MCALPINE	139.8	1	BRYANT	93.0
5	37	WALKER / GRIFFITHS	128.5	52	SPIERS	138.3	8	WOOD / NUTHALL	92.6
6	8	WOOD / NUTHALL	128.3	8	WOOD / NUTHALL	136.9	37	WALKER / GRIFFITHS	92.3
7	170	RATCLIFF / STEVENS	127.8	11	WAKEMAN / BL'-EDWARDS	136.6	88	KENT / OSBORNE	91.3
8	199	KEEN / MCALPINE	127.3	25	GANS	136.3	170	RATCLIFF / STEVENS	91.3
9	52	SPIERS	126.1	2	J.PEARSON / G.PEARSON	136.3	2	J.PEARSON / G.PEARSON	90.9
10	20	FRIEDRICHS	124.9	32	LLEWELLYN/LLEWELLYN	135.2	30	A.SMITH / D.SMITH	90.9
11	11	WAKEMAN / BL'-EDWARDS	123.3	9	EASTICK / JONES	135.0	26	HARTOGS / NUTHALL	90.8
12	2	J.PEARSON / G.PEARSON	123.3	1	BRYANT	134.7	199	KEEN / MCALPINE	90.3
13	18	DITHERIDGE / CANNELL	121.7	37	WALKER / GRIFFITHS	132.6	32	LLEWELLYN/LLEWELLYN	90.1
14	17	WAKEMAN / FISKEN	120.4	74	HUNT / BL'EDWARDS	132.1	28	HALUSA	89.9
15	74	HUNT / BL'EDWARDS	119.8	101	BECHTOLSHEIMER	131.5	74	HUNT / BL'EDWARDS	89.8
16	15	WILSON / STRETTON	119.6	20	FRIEDRICHS	130.8	29	AHLERS / BELLINGER	89.7
17	144	POCHCIOL / HANSON	119.4	36	GUY	130.5	52	SPIERS	89.7
18	51	WATSON / O'CONNELL	118.9	26	HARTOGS / NUTHALL	130.3	137	HAYNES / GIRARDO	89.5
19	4	CHAMPION	118.9	15	WILSON / STRETTON	128.5	15	WILSON / STRETTON	89.2
20	30	A.SMITH / D.SMITH	118.3	18	DITHERIDGE / CANNELL	128.5	18	DITHERIDGE / CANNELL	89.0
21	9	EASTICK / JONES	118.3	30	A.SMITH / D.SMITH	126.8	4	CHAMPION	88.8
22	29	AHLERS / BELLINGER	118.1	17	WAKEMAN / FISKEN	125.6	51	WATSON / O'CONNELL	88.6
23	7	FRIEDRICHS / HADFIELD	118.1	28	HALUSA	125.4	20	FRIEDRICHS	88.6
24	55	WEBB / YOUNG	117.1	55	WEBB / YOUNG	124.7	17	WAKEMAN / FISKEN	88.6
25	155	H.DE SILVA / T.DE SILVA	116.9	23	WOOD	124.0	9	EASTICK / JONES	87.7
26	26	HARTOGS / NUTHALL	116.3	115	BURTON	123.8	57	ADAMS	87.4
27	10	PAUL / BOURNE	116.3	4	CHAMPION	123.5	55	WEBB / YOUNG	87.3
28	57	ADAMS	115.9	144	POCHCIOL / HANSON	123.5	101	BECHTOLSHEIMER	87.2
29	201	HARRISON / ADCOCK	115.9	10	PAUL / BOURNE	123.3	155	H.DE SILVA / T.DE SILVA	86.7
30	24	J.WARD / C.WARD	115.9	137	HAYNES / GIRARDO	123.3	10	PAUL / BOURNE	86.5
31	39	BERNBERG / UGO	115.9	7	FRIEDRICHS / HADFIELD	122.9	35	PRINS	86.4
32	35	PRINS	115.3	77	MAHMOUD / BUSTROS	122.6	144	POCHCIOL / HANSON	86.2
33	137	HAYNES / GIRARDO	115.1	53	REED / SNOWDON	122.6	7	FRIEDRICHS / HADFIELD	86.2
34	115	BURTON	114.7	24	J.WARD / C.WARD	122.4	77	MAHMOUD / BUSTROS	86.2
35	16	JOLLY	114.3	29	AHLERS / BELLINGER	122.0	6	URE / STRETTON	86.1
36	36	GUY	114.1	155	H.DE SILVA / T.DE SILVA	122.0	201	HARRISON / ADCOCK	86.0
37	6	URE / STRETTON	113.5	46	BLANPAIN	121.3	24	J.WARD / C.WARD	85.7
38	101	BECHTOLSHEIMER	113.3	57	ADAMS	119.8	39	BERNBERG / UGO	85.5
39	77	MAHMOUD / BUSTROS	113.3	201	HARRISON / ADCOCK	119.6	23	WOOD	85.4
40	28	HALUSA	112.9	51	WATSON / O'CONNELL	118.7	115	BURTON	84.8
41	53	REED / SNOWDON	112.7	35	PRINS	118.7	36	GUY	84.5
42	76	O.HARRIS / N.HARRIS	111.8	16	JOLLY	118.5	21	YATES	84.2
43	85	BOND	111.1	6	URE / STRETTON	117.1	46	BLANPAIN	83.2
44	32	LLEWELLYN/LLEWELLYN	109.8	39	BERNBERG / UGO	116.5	85	BOND	83.1
45	44	THORNE / BENNETT-BAGGS	109.8	44	THORNE / BENNETT-BAGGS	115.9	53	REED / SNOWDON	82.1
46	133	KENNELLY	109.2	85	BOND	115.5	44	THORNE / BENNETT-BAGGS	81.7
47	33	C.PHILLIPS / O.PHILIPS	108.7	21	YATES	115.3	98	MATTHEWS	81.5
48	46	BLANPAIN	107.8	76	O.HARRIS / N.HARRIS	114.3	76	O.HARRIS / N.HARRIS	80.7
49	98	MATTHEWS	107.0	33	C.PHILLIPS / O.PHILIPS	113.9	133	KENNELLY	80.7
50	21	YATES	107.0	133	KENNELLY	112.2	19	EMMERLING / HOOPER	80.5
51	58	STANLEY	105.8	98	MATTHEWS	112.0	16	JOLLY	80.4
52	19	EMMERLING / HOOPER	104.3	58	STANLEY	110.7	33	C.PHILLIPS / O.PHILIPS	80.0
53	81	REICHMAN / WILSON	104.2	81	REICHMAN / WILSON	110.1	81	REICHMAN / WILSON	79.1
54	23	WOOD	101.3	450	P.MORTIMER / J.MORTIMER	109.2	450	P.MORTIMER / J.MORTIMER	78.5
55	450	P.MORTIMER / J.MORTIMER	101.2	19	EMMERLING / HOOPER	103.5	58	STANLEY	77.0
56	3	WARD	96.9	3	WARD	100.1	3	WARD	73.7
57	22	DRINKWATER	90.6	22	DRINKWATER	97.8	22	DRINKWATER	68.6
58				12	PEARSON	25.9			
59									

Weather / Track : Sunny / Dry

Silverstone GP
Circuit Length = 3.6604 miles
Start: 09:30 Flag 09:57 End: 10:01

Silverstone Classic

Royal Automobile Club Woodcote & Stirling Moss Trophy

QUALIFYING - RACE 2 - STATISTICS

Competitors Started	59
Planned Start	2019-07-26 @ 09:32:00.000
Actual Start	2019-07-26 @ 09:30:50.562
Finish Time	2019-07-26 @ 09:57:58.606
Track Length	3.6604mi.
Total Laps	451
Total Distance Covered	1650.8844mi.

Session Fastest Lap History

NO	CL	NAME	LAP TIME	TIME OF DAY	LAP	VEHICLE
4	S4	**Philip CHAMPION**	**2:34.807**	09:35:15.211	1	Lotus 11 Le Mans
88	S6	**KENT / OSBORNE**	**2:31.715**	09:35:38.534	1	Lister Costin Jaguar
1	S5	**Oliver BRYANT**	**2:31.279**	09:36:24.345	1	Lotus 15
25	S5	**Michael GANS**	**2:30.675**	09:37:48.278	1	Lotus 15
8	S6	**WOOD / NUTHALL**	**2:30.582**	09:38:31.619	2	Lister Knobbly
88	S6	**KENT / OSBORNE**	**2:29.968**	09:48:28.788	5	Lister Costin Jaguar
37	S5	**WALKER / GRIFFITHS**	**2:29.826**	09:48:49.923	5	Lotus 15
1	S5	**Oliver BRYANT**	**2:27.678**	09:49:12.556	5	Lotus 15
1	S5	**Oliver BRYANT**	**2:27.296**	09:51:39.854	6	Lotus 15
1	S5	**Oliver BRYANT**	**2:26.018**	09:54:05.872	7	Lotus 15

Flag History

TYPE	TIME OF DAY
GREEN	09:30:50.562
SAFETY	09:41:22.279
GREEN	09:45:10.238
FINISH	09:57:58.606

Flag Statistics

TYPE	COUNT	TOTAL LAPS	TOTAL TIME
Green	2	7	26:31.362
Red	0	0	0.000
Safety Car	1	2	3:47.959
FCY	0	0	0.000

Silverstone GP
Circuit Length = 3.6604 miles
Start: 09:30 Flag 09:57 End: 10:01

Weather / Track : Sunny / Dry

These results are provisional until the conclusion of any judicial and technical matters.

Clerk Of Course :		Timekeeper :

Silverstone Classic

Royal Automobile Club Woodcote & Stirling Moss Trophy

QUALIFYING - RACE 2 - STATISTICS

CLASS : S5

6 Starters

Fastest Lap History

NO	NAME	LAP TIME	TIME OF DAY	LAP	VEHICLE
37	**WALKER / GRIFFITHS**	**2:33.756**	09:35:42.255	1	Lotus 15
1	**Oliver BRYANT**	**2:31.279**	09:36:24.345	1	Lotus 15
25	**Michael GANS**	**2:30.675**	09:37:48.278	1	Lotus 15
37	**WALKER / GRIFFITHS**	**2:29.826**	09:48:49.923	5	Lotus 15
1	**Oliver BRYANT**	**2:27.678**	09:49:12.556	5	Lotus 15
1	**Oliver BRYANT**	**2:27.296**	09:51:39.854	6	Lotus 15
1	**Oliver BRYANT**	**2:26.018**	09:54:05.872	7	Lotus 15

Silverstone GP

Weather / Track : Sunny / Dry

Circuit Length = 3.6604 miles

These results are provisional until the conclusion of any judicial and technical matters.

Start: 09:30 Flag 09:57 End: 10:01

Clerk Of Course :		Timekeeper :

Silverstone Classic

Royal Automobile Club Woodcote & Stirling Moss Trophy

QUALIFYING - RACE 2 - STATISTICS

CLASS : S4

5 Starters

Fastest Lap History

NO	NAME	LAP TIME	TIME OF DAY	LAP	VEHICLE
4	**Philip CHAMPION**	**2:34.807**	09:35:15.211	1	Lotus 11 Le Mans
51	**WATSON / O'CONNELL**	**2:34.601**	09:53:51.130	6	Lotus 11 Le Mans
51	**WATSON / O'CONNELL**	**2:34.216**	09:56:25.347	7	Lotus 11 Le Mans
51	**WATSON / O'CONNELL**	**2:32.451**	09:58:57.799	8	Lotus 11 Le Mans

Silverstone GP

Weather / Track : Sunny / Dry

Circuit Length = 3.6604 miles

These results are provisional until the conclusion of any judicial and technical matters.

Start: 09:30 Flag 09:57 End: 10:01

Clerk Of Course :		Timekeeper :

Silverstone Classic

Royal Automobile Club Woodcote & Stirling Moss Trophy

QUALIFYING - RACE 2 - STATISTICS

CLASS : S6

7 Starters

Fastest Lap History

NO	NAME	LAP TIME	TIME OF DAY	LAP	VEHICLE
52	**John SPIERS**	**2:37.068**	09:35:19.654	1	Lister Jaguar Knobbly
88	**KENT / OSBORNE**	**2:31.715**	09:35:38.534	1	Lister Costin Jaguar
88	**KENT / OSBORNE**	**2:30.706**	09:38:09.242	2	Lister Costin Jaguar
8	**WOOD / NUTHALL**	**2:30.582**	09:38:31.619	2	Lister Knobbly
88	**KENT / OSBORNE**	**2:29.968**	09:48:28.788	5	Lister Costin Jaguar

Silverstone GP

Weather / Track : Sunny / Dry

Circuit Length = 3.6604 miles

These results are provisional until the conclusion of any judicial and technical matters.

Start: 09:30 Flag 09:57 End: 10:01

Clerk Of Course :		Timekeeper :

Silverstone Classic

Royal Automobile Club Woodcote & Stirling Moss Trophy

QUALIFYING - RACE 2 - STATISTICS

CLASS : S5I

2 Starters

Fastest Lap History

NO	NAME	LAP TIME	TIME OF DAY	LAP	VEHICLE
30	**A.SMITH / D.SMITH**	**2:48.682**	09:36:32.449	1	Cooper Monaco
18	**DITHERIDGE / CANNELL**	**2:42.130**	09:49:01.900	4	Cooper Monaco
30	**A.SMITH / D.SMITH**	**2:38.318**	09:50:12.651	5	Cooper Monaco
18	**DITHERIDGE / CANNELL**	**2:37.925**	09:56:59.108	7	Cooper Monaco
30	**A.SMITH / D.SMITH**	**2:37.030**	09:58:08.539	8	Cooper Monaco
18	**DITHERIDGE / CANNELL**	**2:36.791**	09:59:35.901	8	Cooper Monaco

Silverstone GP

Weather / Track : Sunny / Dry

Circuit Length = 3.6604 miles

These results are provisional until the conclusion of any judicial and technical matters.

Start: 09:30 Flag 09:57 End: 10:01

Clerk Of Course :		Timekeeper :

Silverstone Classic

Royal Automobile Club Woodcote & Stirling Moss Trophy

QUALIFYING - RACE 2 - STATISTICS

CLASS : S1

3 Starters

Fastest Lap History

NO	NAME	LAP TIME	TIME OF DAY	LAP	VEHICLE
29	**AHLERS / BELLINGER**	**2:36.203**	09:35:18.342	1	Lola Mk1 Prototype
29	**AHLERS / BELLINGER**	**2:34.653**	09:37:52.994	2	Lola Mk1 Prototype
29	**AHLERS / BELLINGER**	**2:32.103**	09:54:25.363	7	Lola Mk1 Prototype
29	**AHLERS / BELLINGER**	**2:31.973**	09:56:57.338	8	Lola Mk1 Prototype

Silverstone GP

Weather / Track : Sunny / Dry

Circuit Length = 3.6604 miles

These results are provisional until the conclusion of any judicial and technical matters.

Start: 09:30 Flag 09:57 End: 10:01

Clerk Of Course :		Timekeeper :

Silverstone Classic

Royal Automobile Club Woodcote & Stirling Moss Trophy

QUALIFYING - RACE 2 - STATISTICS

CLASS : S6I

1 Starters

Fastest Lap History

NO	NAME	LAP TIME	TIME OF DAY	LAP	VEHICLE
115	**John BURTON**	**2:55.146**	09:37:40.430	1	Jaguar Alton
115	**John BURTON**	**2:49.512**	09:49:33.606	3	Jaguar Alton
115	**John BURTON**	**2:43.927**	09:52:17.532	4	Jaguar Alton
115	**John BURTON**	**2:42.880**	09:55:00.412	5	Jaguar Alton
115	**John BURTON**	**2:41.989**	09:57:42.402	6	Jaguar Alton

Silverstone GP

Weather / Track : Sunny / Dry

Circuit Length = 3.6604 miles

These results are provisional until the conclusion of any judicial and technical matters.

Start: 09:30 Flag 09:57 End: 10:01

Clerk Of Course :		Timekeeper :

Silverstone Classic

Royal Automobile Club Woodcote & Stirling Moss Trophy

QUALIFYING - RACE 2 - STATISTICS

CLASS : S4I

1 Starters

Fastest Lap History

NO	NAME	LAP TIME	TIME OF DAY	LAP	VEHICLE
137	**HAYNES / GIRARDO**	**2:41.398**	09:36:25.789	1	Lotus 11 Le Mans
137	**HAYNES / GIRARDO**	**2:41.051**	09:39:06.846	2	Lotus 11 Le Mans
137	**HAYNES / GIRARDO**	**2:40.264**	09:52:51.139	6	Lotus 11 Le Mans

Silverstone GP

Weather / Track : Sunny / Dry

Circuit Length = 3.6604 miles

These results are provisional until the conclusion of any judicial and technical matters.

Start: 09:30 Flag 09:57 End: 10:01

Clerk Of Course :		Timekeeper :

Silverstone Classic

Royal Automobile Club Woodcote & Stirling Moss Trophy

QUALIFYING - RACE 2 - STATISTICS

CLASS : S2

1 Starters

Fastest Lap History

NO	NAME	LAP TIME	TIME OF DAY	LAP	VEHICLE
199	**KEEN / MCALPINE**	**2:51.114**	09:37:15.125	1	Kurtis 500s Corvette
199	**KEEN / MCALPINE**	**2:37.637**	09:49:14.559	4	Kurtis 500s Corvette
199	**KEEN / MCALPINE**	**2:36.441**	09:51:51.000	5	Kurtis 500s Corvette
199	**KEEN / MCALPINE**	**2:36.284**	09:54:27.283	6	Kurtis 500s Corvette
199	**KEEN / MCALPINE**	**2:35.881**	09:57:03.164	7	Kurtis 500s Corvette
199	**KEEN / MCALPINE**	**2:35.666**	09:59:38.834	8	Kurtis 500s Corvette

Silverstone GP

Weather / Track : Sunny / Dry

Circuit Length = 3.6604 miles

These results are provisional until the conclusion of any judicial and technical matters.

Start: 09:30 Flag 09:57 End: 10:01

Clerk Of Course :		Timekeeper :

Silverstone Classic

Royal Automobile Club Woodcote & Stirling Moss Trophy

QUALIFYING - RACE 2 - STATISTICS

CLASS : S3I

1 Starters

Fastest Lap History

NO	NAME	LAP TIME	TIME OF DAY	LAP	VEHICLE
201	**HARRISON / ADCOCK**	**2:45.767**	09:37:01.650	1	Rejo Mk3
201	**HARRISON / ADCOCK**	**2:42.859**	09:48:02.711	3	Rejo Mk3

Silverstone GP

Weather / Track : Sunny / Dry

Circuit Length = 3.6604 miles

These results are provisional until the conclusion of any judicial and technical matters.

Start: 09:30 Flag 09:57 End: 10:01

Clerk Of Course :		Timekeeper :

Silverstone Classic

Royal Automobile Club Woodcote & Stirling Moss Trophy

QUALIFYING - RACE 2 - STATISTICS

CLASS : W4a

4 Starters

Fastest Lap History

NO	NAME	LAP TIME	TIME OF DAY	LAP	VEHICLE
144	**POCHCIOL / HANSON**	**2:38.469**	09:35:27.309	1	Jaguar C-type
144	**POCHCIOL / HANSON**	**2:38.217**	09:38:05.526	2	Jaguar C-type
2	**J.PEARSON / G.PEARSON**	**2:34.419**	09:55:38.011	7	Jaguar D-type

Silverstone GP

Weather / Track : Sunny / Dry

Circuit Length = 3.6604 miles

These results are provisional until the conclusion of any judicial and technical matters.

Start: 09:30 Flag 09:57 End: 10:01

Clerk Of Course :		Timekeeper :

Silverstone Classic

Royal Automobile Club Woodcote & Stirling Moss Trophy

QUALIFYING - RACE 2 - STATISTICS

CLASS : W2

4 Starters

Fastest Lap History

NO	NAME	LAP TIME	TIME OF DAY	LAP	VEHICLE
6	**URE / STRETTON**	**2:43.855**	09:36:18.569	1	Cooper Bristol T24/25
6	**URE / STRETTON**	**2:39.407**	09:49:21.920	5	Cooper Bristol T24/25

Silverstone GP

Weather / Track : Sunny / Dry

Circuit Length = 3.6604 miles

These results are provisional until the conclusion of any judicial and technical matters.

Start: 09:30 Flag 09:57 End: 10:01

Clerk Of Course :		Timekeeper :

Silverstone Classic

Royal Automobile Club Woodcote & Stirling Moss Trophy

QUALIFYING - RACE 2 - STATISTICS

CLASS : W3a

9 Starters

Fastest Lap History

NO	NAME	LAP TIME	TIME OF DAY	LAP	VEHICLE
10	**PAUL / BOURNE**	**2:42.023**	09:35:30.065	1	Lotus Mk10
10	**PAUL / BOURNE**	**2:40.103**	09:38:10.169	2	Lotus Mk10
10	**PAUL / BOURNE**	**2:38.377**	09:58:36.831	8	Lotus Mk10

Silverstone GP

Weather / Track : Sunny / Dry

Circuit Length = 3.6604 miles

These results are provisional until the conclusion of any judicial and technical matters.

Start: 09:30 Flag 09:57 End: 10:01

Clerk Of Course :		Timekeeper :

Silverstone Classic

Royal Automobile Club Woodcote & Stirling Moss Trophy

QUALIFYING - RACE 2 - STATISTICS

CLASS : W3

4 Starters

Fastest Lap History

NO	NAME	LAP TIME	TIME OF DAY	LAP	VEHICLE
15	**WILSON / STRETTON**	**2:40.094**	09:36:02.769	1	Maserati 250S
15	**WILSON / STRETTON**	**2:37.963**	09:38:40.732	2	Maserati 250S
15	**WILSON / STRETTON**	**2:37.595**	09:51:44.488	6	Maserati 250S
15	**WILSON / STRETTON**	**2:36.276**	09:54:20.760	7	Maserati 250S
15	**WILSON / STRETTON**	**2:36.118**	09:59:33.219	9	Maserati 250S

Silverstone GP

Weather / Track : Sunny / Dry

Circuit Length = 3.6604 miles

These results are provisional until the conclusion of any judicial and technical matters.

Start: 09:30 Flag 09:57 End: 10:01

Clerk Of Course :		Timekeeper :

Silverstone Classic

Royal Automobile Club Woodcote & Stirling Moss Trophy

QUALIFYING - RACE 2 - STATISTICS

CLASS : W4

7 Starters

Fastest Lap History

NO	NAME	LAP TIME	TIME OF DAY	LAP	VEHICLE
74	**HUNT / BL'EDWARDS**	**2:36.586**	09:35:34.496	1	HWM Sports Racing
74	**HUNT / BL'EDWARDS**	**2:36.337**	09:38:10.833	2	HWM Sports Racing

Silverstone GP

Weather / Track : Sunny / Dry

Circuit Length = 3.6604 miles

These results are provisional until the conclusion of any judicial and technical matters.

Start: 09:30 Flag 09:57 End: 10:01

Clerk Of Course :		Timekeeper :

Silverstone Classic

Royal Automobile Club Woodcote & Stirling Moss Trophy

QUALIFYING - RACE 2 - STATISTICS

CLASS : W4I

1 Starters

Fastest Lap History

NO	NAME	LAP TIME	TIME OF DAY	LAP	VEHICLE
22	**Derek DRINKWATER**	**3:16.661**	09:37:55.385	1	Cadillac 61S Le Monstre
22	**Derek DRINKWATER**	**3:15.032**	09:48:22.277	4	Cadillac 61S Le Monstre
22	**Derek DRINKWATER**	**3:13.802**	09:51:36.078	5	Cadillac 61S Le Monstre

Silverstone GP

Weather / Track : Sunny / Dry

Circuit Length = 3.6604 miles

These results are provisional until the conclusion of any judicial and technical matters.

Start: 09:30 Flag 09:57 End: 10:01

Clerk Of Course :		Timekeeper :

Silverstone Classic

Royal Automobile Club Woodcote & Stirling Moss Trophy

QUALIFYING - RACE 2 - STATISTICS

CLASS : W1

1 Starters

Fastest Lap History

NO	NAME	LAP TIME	TIME OF DAY	LAP	VEHICLE
39	**BERNBERG / UGO**	**3:00.879**	09:36:25.495	1	Cooper T39 Bobtail
39	**BERNBERG / UGO**	**2:48.888**	09:47:40.796	4	Cooper T39 Bobtail
39	**BERNBERG / UGO**	**2:44.257**	09:50:25.070	5	Cooper T39 Bobtail
39	**BERNBERG / UGO**	**2:43.942**	09:53:09.013	6	Cooper T39 Bobtail

Silverstone GP

Weather / Track : Sunny / Dry

Circuit Length = 3.6604 miles

These results are provisional until the conclusion of any judicial and technical matters.

Start: 09:30 Flag 09:57 End: 10:01

Clerk Of Course :		Timekeeper :

Silverstone Classic

Royal Automobile Club Woodcote & Stirling Moss Trophy

QUALIFYING - RACE 2 - STATISTICS

CLASS : W4al

1 Starters

Fastest Lap History

NO	NAME	LAP TIME	TIME OF DAY	LAP	VEHICLE
55	**WEBB / YOUNG**	**2:47.110**	09:37:11.786	1	Jaguar C-type
55	**WEBB / YOUNG**	**2:43.900**	09:47:26.412	4	Jaguar C-type
55	**WEBB / YOUNG**	**2:41.939**	09:50:08.347	5	Jaguar C-type

Silverstone GP

Weather / Track : Sunny / Dry

Circuit Length = 3.6604 miles

These results are provisional until the conclusion of any judicial and technical matters.

Start: 09:30 Flag 09:57 End: 10:01

Clerk Of Course :		Timekeeper :

Silverstone Classic

Royal Automobile Club Woodcote & Stirling Moss Trophy

QUALIFYING - RACE 2 - STATISTICS

CLASS : W3al

1 Starters

Fastest Lap History

NO	NAME	LAP TIME	TIME OF DAY	LAP	VEHICLE
81	**REICHMAN / WILSON**	**3:15.982**	09:37:19.776	1	Austin-Healey 100/4
81	**REICHMAN / WILSON**	**3:02.820**	09:50:43.394	4	Austin-Healey 100/4
81	**REICHMAN / WILSON**	**2:55.034**	09:53:38.430	5	Austin-Healey 100/4

Silverstone GP

Weather / Track : Sunny / Dry

Circuit Length = 3.6604 miles

These results are provisional until the conclusion of any judicial and technical matters.

Start: 09:30 Flag 09:57 End: 10:01

Clerk Of Course :		Timekeeper :

Silverstone Classic

Royal Automobile Club Woodcote & Stirling Moss Trophy

RACE 2 - GRID (50 minutes) - AMENDED

Sheet No:	Issue Time:

ROW 29	57	31	Paul GRIFFIN	58	68	Marc GORDON	
ROW 28	55	58	3:00.651 David STANLEY	56	3	3:09.140 Steve WARD	
ROW 27	53	450	2:55.340 P.MORTIMER / J.MORTIMER	54	118	2:56.409 RAWE / SANZ DE ACEDO	
ROW 26	51	19	2:53.515 EMMERLING / HOOPER	52	81	2:55.034 REICHMAN / WILSON	
ROW 25	49	44	2:50.018 THORNE / BENNETT-BAGGS	50	33	2:52.531 C.PHILLIPS / O.PHILIPS	
ROW 24	47	16	2:48.774 Christopher JOLLY	48	133	2:49.193 Paul KENNELLY	
ROW 23	45	21	2:47.239 Jason YATES	46	76	2:47.723 O.HARRIS / N.HARRIS	
ROW 22	43	23	2:46.612 Barry WOOD	44	53	2:46.842 REED / SNOWDON	
ROW 21	41	77	2:46.031 MAHMOUD / BUSTROS	42	98	2:46.585 Nick MATTHEWS	
ROW 20	39	36	2:44.684 Richard GUY	40	85	2:45.186 Stephen BOND	
ROW 19	37	46	2:43.411 Olivier BLANPAIN	38	39	2:43.942 BERNBERG / UGO	
ROW 18	35	201	2:42.859 HARRISON / ADCOCK	36	24	2:43.200 J.WARD / C.WARD	
ROW 17	33	7	2:41.843 FRIEDRICHS / HADFIELD	34	115	2:41.989 John BURTON	
ROW 16	31	101	2:41.102 Till BECHTOLSHEIMER	32	17	2:41.535 WAKEMAN / FISKEN	
ROW 15	29	32	2:39.594 LLEWELLYN/LLEWELLYN	30	137	2:40.264 HAYNES / GIRARDO	
ROW 14	27	155	2:39.396 H.DE SILVA / T.DE SILVA	28	6	2:39.407 URE / WATTS	
ROW 13	25	20	2:38.654 Rudiger FRIEDRICHS	26	9	2:38.771 EASTICK / JONES	
ROW 12	23	10	2:38.377 PAUL / BOURNE	24	28	2:38.534 M. HALUSA / L. HALUSA	
ROW 11	21	57	2:37.848 Ben ADAMS	22	144	2:38.217 POCHCIOL / HANSON	
ROW 10	19	35	2:37.074 Gregory DE PRINS	20	26	2:37.298 Bernado HARTOGS	
ROW 9	17	18	2:36.791 DITHERIDGE / CANNELL	18	30	2:37.030 A.SMITH / D.SMITH	
ROW 8	15	15	2:36.118 WILSON / STRETTON	16	74	2:36.337 HUNT / BL'EDWARDS	
ROW 7	13	4	2:34.807 CHAMPION / STRETTON	14	199	2:35.666 KEEN / MCALPINE	
ROW 6	11	170	2:34.376 Peter RATCLIFF	12	2	2:34.419 J.PEARSON / G.PEARSON	
ROW 5	9	52	2:32.729 John SPIERS	10	11	2:33.100 WAKEMAN / BL'-EDWARDS	
ROW 4	7	29	2:31.973 AHLERS / BELLINGER	8	51	2:32.451 WATSON / O'CONNELL	
ROW 3	5	8	2:30.093 WOOD / NUTHALL	6	43	2:30.421 David HART	
ROW 2	3	88	2:29.968 KENT / OSBORNE	4	25	2:30.017 Michael GANS	
ROW 1	1	1	2:26.018 Oliver BRYANT	2	37	2:28.563 WALKER / GRIFFITHS	

Pole

Reserves - 1st - 55; 2nd - 22; 3rd - 12.

Silverstone GP
Circuit Length = 3.6604 miles

These results are provisional until the conclusion of any judicial and technical matters.

Clerk Of Course :	Steward :	Timekeeper :

Results can be found at www.tsl-timing.com

Printed - 16:25 Friday, 26 July 2019

Silverstone Classic

Royal Automobile Club Woodcote & Stirling Moss Trophy

RACE 2 - CLASSIFICATION

Sheet No:	Issue Time:

POS	NO	CL	PIC	NAME	ENTRY	LAPS	TIME	GAP	DIFF	MPH	BEST	ON
1	1	S5	1	Oliver BRYANT	Lotus 15	17	51:32.834			72.43	2:42.399	11
2	43	S6	1	David HART	Lister Costin	17	51:35.866	3.032	3.032	72.36	2:42.718	9
3	8	S6	2	NUTHALL / WOOD	Lister Knobbly	17	52:01.547	28.713	25.681	71.76	2:43.716	7
4	25	S5	2	Michael GANS	Lotus 15	17	52:04.509	31.675	2.962	71.69	2:45.029	7
5	52	S6	3	John SPIERS	Lister Jaguar Knobbly	17	52:25.984	53.150	21.475	71.20	2:46.825	8
6	11	S6	4	WAKEMAN / BLAKENEY-EDWARDS	Cooper T38	17	53:04.523	1:31.689	38.539	70.34	2:48.028	13
7	29	S1	1	AHLERS / BELLINGER	Lola Mk1 Prototype	17	53:05.024	1:32.190	0.501	70.33	2:48.669	15
8	2	W4a	1	J.PEARSON / G.PEARSON	Jaguar D-type	17	53:09.269	1:36.435	4.245	70.24	2:47.806	13
9	6	W2	1	URE / WATTS	Cooper Bristol T24/25	17	53:12.304	1:39.470	3.035	70.17	2:48.573	14
10	57	S1	2	Ben ADAMS	Lola Mk1	17	53:24.972	1:52.138	12.668	69.89	2:47.209	8
11	170	S6	5	Peter RATCLIFF	Lister Knobbly	17	53:27.142	1:54.308	2.170	69.85	2:48.099	15
12	15	W3	1	WILSON / STRETTON	Maserati 250S	17	53:43.416	2:10.582	16.274	69.49	2:50.952	15
13	32	W4	1	O.LLEWELLYN / T.LLEWELLYN	Allard J2	17	53:50.693	2:17.859	7.277	69.34	2:48.865	9
14	101	W4	2	Till BECHTOLSHEIMER	Allard J2	17	53:51.883	2:19.049	1.190	69.31	2:50.897	13
15	115	S6I	1	John BURTON	Alton Jaguar	17	54:15.743	2:42.909	23.860	68.80	2:53.117	11
16	26	S5	3	Bernardo HARTOGS	Lotus 15 Series	17	54:17.097	2:44.263	1.354	68.77	2:51.694	17
17	4	S4	1	CHAMPION / STRETTON	Lotus 11 Le Mans	17	54:23.256	2:50.422	6.159	68.64	2:51.136	12
18	35	S4	2	Gregory DE PRINS	Rejo Mk4	17	54:25.659	2:52.825	2.403	68.59	2:52.870	15
19	20	W4	3	Rudiger FRIEDRICHS	Jaguar C-Type	17	54:30.756	2:57.922	5.097	68.49	2:54.196	13
20	10	W3a	1	BOURNE / PAUL	Lotus Mk10	16	51:33.914	1 Lap	1 Lap	68.14	2:52.875	8
21	7	W3a	2	FRIEDRICHS / HADFIELD	Aston Martin DB3S	16	51:34.227	1 Lap	0.313	68.14	2:50.966	12
22	30	S5I	1	A.SMITH / D.SMITH	Cooper Monaco T49	16	51:45.260	1 Lap	11.033	67.89	2:51.527	8
23	137	S4I	1	HAYNES / GIRARDO	Lotus 11 Le Mans	16	51:58.565	1 Lap	13.305	67.60	2:52.656	8
24	17	W4	4	FISKEN / WAKEMAN	Jaguar C-type	16	51:59.801	1 Lap	1.236	67.58	2:54.638	8
25	144	W4a	2	HANSON / POCHCIOL	Jaguar C-type	16	52:02.686	1 Lap	2.885	67.52	2:50.918	9
26	9	W4a	3	EASTICK / JONES	Jaguar D-type	16	52:03.146	1 Lap	0.460	67.51	2:55.055	15
27	155	S4	3	Timothy DE SILVA	Lotus 11	16	52:05.508	1 Lap	2.362	67.45	2:50.669	12
28	201	S3I	1	HARRISON / ADCOCK	Rejo Mk3	16	52:19.343	1 Lap	13.835	67.16	2:55.123	8
29	98	W3a	3	Nick MATTHEWS	Austin-Healey 100/4	16	52:21.029	1 Lap	1.686	67.12	2:59.115	6
30	24	W4	5	J.WARD / C.WARD	Jaguar XK120 Ecurie Ecosse	16	52:27.198	1 Lap	6.169	66.99	2:54.646	15
31	21	S4	4	Jason YATES	Lotus 11	16	52:30.630	1 Lap	3.432	66.92	2:57.245	15
32	46	S5	4	Olivier BLANPAIN	Cooper Monaco T49	16	52:31.502	1 Lap	0.872	66.90	2:56.872	16
33	53	W3	2	REED / SNOWDON	Aston Martin DB2	16	52:37.337	1 Lap	5.835	66.77	2:54.906	14
34	18	S5I	2	CANNELL / DITHERIDGE	Cooper Monaco T49	16	52:50.421	1 Lap	13.084	66.50	2:57.208	4
35	44	W3a	4	THORNE / BENNETT-BAGGS	Austin-Healey 100/4	16	52:52.209	1 Lap	1.788	66.46	2:56.994	8
36	76	W3a	5	HARRIS / KNIGHT	Austin-Healey 100-4	16	52:52.623	1 Lap	0.414	66.45	2:59.748	15
37	85	W2	2	Stephen BOND	Lister Bristol Flat Iron	16	52:53.557	1 Lap	0.934	66.43	2:59.494	15
38	450	W3a	6	P.MORTIMER / J.MORTIMER	Austin-Healey 100M	16	53:02.403	1 Lap	8.846	66.25	2:54.482	12
39	199	S2	1	MCALPINE / KEEN	Kurtis 500s Corvette	16	53:18.286	1 Lap	15.883	65.92	2:52.305	4
40	74	W4	6	BLAKENEY-EDWARDS / HUNT	HWM Sports Racing	16	53:21.061	1 Lap	2.775	65.86	2:48.811	4
41	88	S6	6	KENT / OSBORNE	Lister Costin Jaguar	16	53:33.209	1 Lap	12.148	65.61	2:43.703	16
42	23	W4	7	T. WOOD / B. WOOD	RGS Atlanta	16	53:59.197	1 Lap	25.988	65.09	2:53.691	7
43	28	W3	3	L. HALUSA / M. HALUSA	Maserati 300S	16	54:11.850	1 Lap	12.653	64.83	2:56.562	8
44	19	S1	3	EMMERLING / HOOPER	Elva Mk5	16	54:24.665	1 Lap	12.815	64.58	3:05.321	15
45	31	W1	1	Paul GRIFFIN	Connaught ALSR	15	51:38.844	2 Laps	1 Lap	63.78	3:06.292	13
46	33	W2	3	C.PHILLIPS / O.PHILLIPS	Cooper Bristol	15	52:03.263	2 Laps	24.419	63.28	3:10.755	6
47	58	W3a	7	David STANLEY	Austin-Healey 100 Le Mans	15	52:07.803	2 Laps	4.540	63.19	3:10.928	11
48	118	W3a	8	RAWE / SANZ DE ACEDO	Austin-Healey 100M	15	52:22.621	2 Laps	14.818	62.89	3:07.756	7
49	68	W4	8	Marc GORDON	Jaguar XK140 FHC	15	52:31.634	2 Laps	9.013	62.71	3:10.490	11
50	81	W3al	1	WILSON / REICHMAN	Austin-Healey 100/4	15	52:51.240	2 Laps	19.606	62.33	3:05.019	14
51	3	W2	4	Steve WARD	Frazer Nash Le Mans	15	53:16.102	2 Laps	24.862	61.84	3:18.484	7
52	77	S5	5	MAHMOUD / BUSTROS	Cooper Monaco T49	15	53:36.192	2 Laps	20.090	61.45	3:07.200	7
				NOT CLASSIFIED								
DNF	51	S4		O'CONNELL / WATSON	Lotus 11 Le Mans	16	49:55.632	1 Lap	0.000	70.38	2:43.741	8
DNF	16	W3		Christopher JOLLY	Aston Martin DB2	15	50:22.313	2 Laps	1 Lap	65.40	3:02.566	14
DNF	36	W4a		Richard GUY	Jaguar D-type	14	47:17.235	3 Laps	1 Lap	65.02	2:57.662	11
DNF	39	W1		BERNBERG / UGO	Cooper T39 Bobtail	8	26:49.637	9 Laps	6 Laps	65.49	2:59.347	8
DNF	133	W3a		Paul KENNELLY	Austin-Healey 100M	8	27:13.336	9 Laps	23.699	64.54	3:01.789	8
DNF	37	S5		WALKER / GRIFFITHS	Lotus 15	5	17:16.847	12 Laps	3 Laps	63.54	2:49.198	4

FASTEST LAP

1	S5	Oliver BRYANT	Lotus 15	11	2:42.399	81.14 mph	130.58 kph
43	S6	David HART	Lister Costin	9	2:42.718	80.98 mph	130.33 kph
51	S4	O'CONNELL / WATSON	Lotus 11 Le Mans	8	2:43.741	80.47 mph	129.51 kph
57	S1	Ben ADAMS	Lola Mk1	8	2:47.209	78.81 mph	126.83 kph

Silverstone GP

Weather / Track : Rain / Wet

Circuit Length = 3.6604 miles

These results are provisional until the conclusion of any judicial and technical matters.

Start: 09:57 Flag 10:49 End: 10:53

Clerk Of Course :	Steward :	Timekeeper :

Silverstone Classic

Royal Automobile Club Woodcote & Stirling Moss Trophy

RACE 2 - CLASSIFICATION

Sheet No:	Issue Time:

2	W4a	J.PEARSON / G.PEARSON	Jaguar D-type	**13**	2:47.806	78.52 mph	126.38 kph
6	W2	URE / WATTS	Cooper Bristol T24/25	**14**	2:48.573	78.17 mph	125.80 kph
74	W4	BLAKENEY-EDWARDS / HUNT	HWM Sports Racing	**4**	2:48.811	78.06 mph	125.62 kph
15	W3	WILSON / STRETTON	Maserati 250S	**15**	2:50.952	77.08 mph	124.05 kph
7	W3a	FRIEDRICHS / HADFIELD	Aston Martin DB3S	**12**	2:50.966	77.07 mph	124.04 kph
30	S5I	A.SMITH / D.SMITH	Cooper Monaco T49	**8**	2:51.527	76.82 mph	123.64 kph
199	S2	MCALPINE / KEEN	Kurtis 500s Corvette	**4**	2:52.305	76.47 mph	123.08 kph
137	S4I	HAYNES / GIRARDO	Lotus 11 Le Mans	**8**	2:52.656	76.32 mph	122.83 kph
115	S6I	John BURTON	Alton Jaguar	**11**	2:53.117	76.12 mph	122.50 kph
201	S3I	HARRISON / ADCOCK	Rejo Mk3	**8**	2:55.123	75.24 mph	121.10 kph
39	W1	BERNBERG / UGO	Cooper T39 Bobtail	**8**	2:59.347	73.47 mph	118.24 kph
81	W3al	WILSON / REICHMAN	Austin-Healey 100/4	**14**	3:05.019	71.22 mph	114.62 kph

Silverstone GP

Weather / Track : Rain / Wet

Circuit Length = 3.6604 miles

These results are provisional until the conclusion of any judicial and technical matters.

Start: 09:57 Flag 10:49 End: 10:53

Clerk Of Course :	Steward :	Timekeeper :

Silverstone Classic

Royal Automobile Club Woodcote & Stirling Moss Trophy

RACE 2 - LAP CHART

LAP 1		@ 10:01:57.203	LAP 2		@ 10:04:46.690	LAP 3		@ 10:07:32.047	LAP 4		@ 10:10:16.616	LAP 5		@ 10:15:06.095
NO	BEHIND	LAP TIME	NO	BEHIND	LAP TIME	NO	BEHIND	LAP TIME	NO	BEHIND	LAP TIME	NO	BEHIND	LAP TIME
1		4:04.434	1		2:49.487	1		2:45.357	1		2:44.569	1		4:49.479
37	0.119	4:04.553	88	4.295	2:53.521	43	7.372	2:48.188	43	6.213	2:43.410	43	1.021	4:44.287
88	0.261	4:04.695	43	4.541	2:52.878	8	8.318	2:47.371	8	8.350	2:44.601	8	1.309	4:42.438
25	0.424	4:04.858	25	5.183	2:54.246	88	9.267	2:50.329	25	10.868	2:45.989	25	2.130	4:40.741
8	0.582	4:05.016	37	5.931	2:55.299	25	9.448	2:49.622	51	11.759	2:46.618	51	2.288	4:40.008
43	1.150	4:05.584	8	6.304	2:55.209	51	9.710	2:47.807	37	15.705	2:49.198	37	3.521	4:37.295
51	1.441	4:05.875	51	7.260	2:55.306	37	11.076	2:50.502	52	24.162	2:49.042	52	5.920	4:31.237
11	2.022	4:06.456	2	11.466	2:58.028	52	19.689	2:52.704	74	25.278	2:48.811	57	6.456	4:21.884
29	2.197	4:06.631	52	12.342	2:58.959	74	21.036	2:51.011	57	34.051	2:51.400	2	7.556	4:17.937
52	2.870	4:07.304	29	14.488	3:01.778	2	27.031	3:00.922	2	39.098	2:56.636	29	8.182	4:16.375
2	2.925	4:07.359	74	15.382	2:59.590	57	27.220	2:53.429	29	41.286	2:57.612	144	8.634	4:16.372
170	3.491	4:07.925	11	17.874	3:05.339	29	28.243	2:59.112	144	41.741	2:56.071	35	9.777	4:17.344
4	4.115	4:08.549	15	18.326	3:02.688	11	29.254	2:56.737	35	41.912	2:55.009	11	10.851	4:17.771
199	4.653	4:09.087	57	19.148	3:01.065	144	30.239	2:55.529	11	42.559	2:57.874	30	11.252	4:18.016
15	5.125	4:09.559	30	19.454	3:02.873	30	31.077	2:56.980	30	42.715	2:56.207	137	11.796	4:17.782
74	5.279	4:09.713	144	20.067	3:01.669	35	31.472	2:55.914	137	43.493	2:53.720	15	12.937	4:18.605
30	6.068	4:10.502	35	20.915	3:03.520	15	32.614	2:59.645	15	43.811	2:55.766	32	13.481	4:18.445
18	6.456	4:10.890	4	21.646	3:07.018	137	34.342	2:54.591	32	44.515	2:53.016	155	14.338	4:17.963
35	6.882	4:11.316	10	24.106	3:05.118	32	36.068	2:53.612	155	45.854	2:52.596	6	15.386	4:15.971
26	7.150	4:11.584	137	25.108	3:02.764	155	37.827	2:56.951	6	48.894	2:54.837	10	17.456	4:16.259
57	7.570	4:12.004	18	26.034	3:09.065	10	38.390	2:59.641	10	50.676	2:56.855	199	19.038	4:17.608
144	7.885	4:12.319	155	26.233	3:05.013	6	38.626	2:56.541	199	50.909	2:52.305	18	19.571	4:15.299
10	8.475	4:12.909	26	27.370	3:09.707	18	41.112	3:00.435	18	53.751	2:57.208	26	20.856	4:15.056
28	9.736	4:14.170	6	27.442	3:05.738	26	42.756	3:00.743	26	55.279	2:57.092	20	21.448	4:14.121
20	10.130	4:14.564	32	27.813	3:05.628	199	43.173	2:58.812	20	56.806	2:56.891	101	21.781	4:12.290
155	10.707	4:15.141	20	29.099	3:08.456	20	44.484	3:00.742	101	58.970	2:56.895	9	23.438	4:07.541
9	10.935	4:15.369	199	29.718	3:14.552	101	46.644	2:56.754	9	1:05.376	3:01.825	115	24.661	4:07.414
6	11.191	4:15.625	9	31.364	3:09.916	9	48.120	3:02.113	115	1:06.726	3:02.730	170	25.531	4:08.018
32	11.672	4:16.106	115	35.012	3:09.537	115	48.565	2:58.910	170	1:06.992	2:59.398	23	26.088	4:06.155
137	11.831	4:16.265	101	35.247	3:11.944	4	50.112	3:13.823	23	1:09.412	3:02.749	4	27.479	4:06.782
98	12.303	4:16.737	28	35.771	3:15.522	23	51.232	2:58.866	4	1:10.176	3:04.633	17	28.562	4:06.421
101	12.790	4:17.224	98	35.885	3:13.069	170	52.163	3:00.499	17	1:11.620	3:00.982	201	29.884	4:06.931
17	12.909	4:17.343	17	36.273	3:12.851	17	55.207	3:04.291	201	1:12.432	3:01.160	98	30.543	4:05.301
115	14.962	4:19.396	170	37.021	3:23.017	201	55.841	3:01.850	98	1:14.721	3:02.154	44	33.368	4:07.047
7	15.421	4:19.855	23	37.723	3:06.848	98	57.136	3:06.608	44	1:15.800	3:00.848	39	34.264	4:05.345
201	15.865	4:20.299	201	39.348	3:12.970	39	58.881	3:03.010	39	1:18.398	3:04.086	28	36.831	4:06.920
24	16.100	4:20.534	39	41.228	3:13.641	44	59.521	3:02.163	28	1:19.390	3:01.458	7	37.759	3:56.888
39	17.074	4:21.508	7	42.237	3:16.303	28	1:02.501	3:12.087	7	1:30.350	3:08.983	46	38.699	3:56.985
46	17.120	4:21.554	44	42.715	3:10.313	7	1:05.936	3:09.056	46	1:31.193	3:08.392	36	39.379	3:56.347
21	17.778	4:22.212	24	43.586	3:16.973	85	1:06.908	3:07.708	36	1:32.511	3:08.300	85	39.754	3:55.329
85	17.873	4:22.307	21	44.191	3:15.900	46	1:07.370	3:07.700	85	1:33.904	3:11.565	76	40.471	3:55.322
53	18.661	4:23.095	85	44.557	3:16.171	24	1:07.844	3:09.615	76	1:34.628	3:10.108	21	41.196	3:54.762
36	18.914	4:23.348	46	45.027	3:17.394	21	1:08.254	3:09.420	21	1:35.913	3:12.228	24	42.077	3:54.082
77	20.324	4:24.758	53	45.457	3:16.283	36	1:08.780	3:08.126	24	1:37.474	3:14.199	133	42.804	3:53.953
23	20.362	4:24.796	36	46.011	3:16.584	76	1:09.089	3:07.962	133	1:38.330	3:12.697	53	43.100	3:52.058
76	20.501	4:24.935	76	46.484	3:15.470	133	1:10.202	3:07.213	53	1:40.521	3:13.637	450	44.954	3:49.345
133	21.317	4:25.751	133	48.346	3:16.516	53	1:11.453	3:11.353	450	1:45.088	3:13.636	77	45.801	3:47.251
16	21.639	4:26.073	77	51.182	3:20.345	450	1:16.021	3:09.411	77	1:48.029	3:14.613	16	46.142	3:46.063
44	21.889	4:26.323	16	51.422	3:19.270	77	1:17.985	3:12.160	16	1:49.558	3:15.443	19	46.576	3:45.968
33	22.120	4:26.554	33	51.589	3:18.956	16	1:18.684	3:12.619	19	1:50.087	3:15.005	118	47.366	3:44.574
19	22.509	4:26.943	450	51.967	3:18.022	19	1:19.651	3:12.527	118	1:52.271	3:15.105	33	48.941	3:45.466
68	23.002	4:27.436	19	52.481	3:19.459	33	1:20.317	3:14.085	33	1:52.954	3:17.206	31	49.596	3:45.605
450	23.432	4:27.866	118	53.769	3:18.403	118	1:21.735	3:13.323	31	1:53.470	3:15.676	88	1 Lap	8:15.549
81	24.595	4:29.029	68	55.858	3:22.343	31	1:22.363	3:10.522	58	2:12.834	3:20.707	58	53.982	3:30.627
118	24.853	4:29.287	31	57.198	3:20.648	58	1:36.696	3:17.910	3	2:24.035	3:23.791	3	55.617	3:21.061
58	25.686	4:30.120	58	1:04.143	3:27.944	3	1:44.813	3:22.916	68	2:24.863	3:20.400	68	57.089	3:21.705
31	26.037	4:30.471	81	1:06.332	3:31.224	81	1:48.767	3:27.792	81	2:36.060	3:31.862	81	1:17.508	3:30.927
3	28.002	4:32.436	3	1:07.254	3:28.739	68	1:49.032	3:38.531				74	1:27.339	5:51.540

Weather / Track : Rain / Wet

Silverstone GP
Circuit Length = 3.6604 miles
Start: 09:57 Flag 10:49 End: 10:53

Silverstone Classic

Royal Automobile Club Woodcote & Stirling Moss Trophy

RACE 2 - LAP CHART

LAP 6	@ 10:17:49.277	
NO	BEHIND	LAP TIME
1		2:43.182
43	1.582	2:43.743
8	2.189	2:44.062
51	3.606	2:44.500
25	5.016	2:46.068
52	11.725	2:48.987
57	13.053	2:49.779
144	18.576	2:53.124
2	19.138	2:54.764
29	19.740	2:54.740
35	20.711	2:54.116
32	21.259	2:50.960
137	22.112	2:53.498
11	22.707	2:55.038
30	23.318	2:55.248
155	24.458	2:53.302
6	26.322	2:54.118
10	29.052	2:54.778
18	33.632	2:57.243
26	34.637	2:56.963
20	35.901	2:57.635
170	36.789	2:54.440
101	37.622	2:59.023
115	38.234	2:56.755
15	38.609	3:08.854
23	39.255	2:56.349
199	40.316	3:04.460
9	41.122	3:00.866
4	41.614	2:57.317
17	42.769	2:57.389
201	44.843	2:58.141
98	46.476	2:59.115
44	48.166	2:57.980
39	52.446	3:01.364
28	53.330	2:59.681
46	1:01.443	3:05.926
76	1:07.306	3:10.017
7	1:08.420	3:13.843
85	1:09.052	3:12.480
21	1:09.622	3:11.608
88	1 Lap	3:02.927
24	1:11.138	3:12.243
133	1:11.631	3:12.009
53	1:11.873	3:11.955
16	1:12.114	3:09.154
19	1:12.459	3:09.065
77	1:14.600	3:11.981
118	1:15.867	3:11.683
33	1:16.514	3:10.755
31	1:17.536	3:11.122
36	1:22.576	3:26.379
68	1:26.981	3:13.074
3	1:32.428	3:19.993
74	1:37.144	2:52.987
450	1:45.725	3:43.953
81	2:03.766	3:29.440

LAP 7	@ 10:20:32.681	
NO	BEHIND	LAP TIME
1		2:43.404
43	1.992	2:43.814
8	2.501	2:43.716
51	4.190	2:43.988
25	6.641	2:45.029
58	1 Lap	4:49.111
52	16.901	2:48.580
57	17.521	2:47.872
144	26.856	2:51.684
32	28.651	2:50.796
2	32.895	2:57.161
11	33.102	2:53.799
30	33.697	2:53.783
35	34.616	2:57.309
6	35.164	2:52.246
155	36.125	2:55.071
10	38.724	2:53.076
137	40.106	3:01.398
101	48.266	2:54.048
170	49.304	2:55.919
23	49.542	2:53.691
115	50.651	2:55.821
199	53.246	2:56.334
9	57.912	3:00.194
17	58.146	2:58.781
201	58.854	2:57.415
44	1:02.113	2:57.351
28	1:07.992	2:58.066
39	1:10.378	3:01.336
46	1:19.029	3:00.990
88	1 Lap	2:54.238
76	1:24.514	3:00.612
85	1:26.639	3:00.991
21	1:27.304	3:01.086
133	1:31.635	3:03.408
53	1:32.904	3:04.435
19	1:35.738	3:06.683
16	1:36.936	3:08.226
24	1:37.659	3:09.925
77	1:38.396	3:07.200
118	1:40.219	3:07.756
36	1:40.804	3:01.632
68	1:56.688	3:13.111
29	2:01.496	4:25.160
3	2:07.508	3:18.484
15	2:16.642	4:21.437
26	2:28.517	4:37.284
20	2:30.152	4:37.655
98	2:32.659	4:29.587
18	2:36.252	4:46.024
4	2:36.434	4:38.224

LAP 8	@ 10:23:15.647	
NO	BEHIND	LAP TIME
1		2:42.966
43	2.304	2:43.278
8	3.425	2:43.890
51	4.965	2:43.741
25	9.054	2:45.379
7	1 Lap	4:33.391
52	20.760	2:46.825
57	21.764	2:47.209
31	1 Lap	4:43.332
32	34.803	2:49.118
144	37.147	2:53.257
33	1 Lap	4:51.378
30	42.258	2:51.527
11	43.519	2:53.383
10	48.633	2:52.875
137	49.796	2:52.656
58	1 Lap	3:19.299
170	1:00.363	2:54.025
74	1 Lap	4:52.245
450	1 Lap	4:46.797
17	1:09.818	2:54.638
201	1:11.011	2:55.123
44	1:16.141	2:56.994
28	1:21.588	2:56.562
39	1:26.759	2:59.347
46	1:35.980	2:59.917
76	1:41.983	3:00.435
21	1:43.234	2:58.896
85	1:47.405	3:03.732
133	1:50.458	3:01.789
53	1:52.154	3:02.216
16	2:00.021	3:06.051
24	2:00.277	3:05.584
36	2:02.899	3:05.061
29	2:09.956	2:51.426
81	1 Lap	5:36.240
2	2:17.536	4:27.607
35	2:17.993	4:26.343
6	2:18.208	4:26.010
155	2:19.551	4:26.392
15	2:29.172	2:55.496
115	2:30.759	4:23.074
101	2:35.836	4:30.536
26	2:38.212	2:52.661
20	2:43.767	2:56.581

LAP 9	@ 10:26:00.067	
NO	BEHIND	LAP TIME
1		2:44.420
43	0.602	2:42.718
8	4.428	2:45.423
51	6.478	2:45.933
98	1 Lap	3:01.987
23	1 Lap	4:45.771
4	1 Lap	2:58.917
9	1 Lap	4:39.534
25	11.985	2:47.351
18	1 Lap	3:09.108
199	1 Lap	4:57.060
52	23.385	2:47.045
7	1 Lap	2:55.227
32	39.248	2:48.865
88	2 Laps	4:46.363
144	43.645	2:50.918
30	52.159	2:54.321
10	59.214	2:55.001
19	1 Lap	4:54.135
170	1:10.672	2:54.729
68	1 Lap	4:42.008
118	1 Lap	4:58.905
33	1 Lap	3:24.138
17	1:21.425	2:56.027
450	1 Lap	3:00.695
201	1:24.487	2:57.896
58	1 Lap	3:17.111
74	1 Lap	3:09.298
31	1 Lap	3:40.364
44	1:30.587	2:58.866
3	1 Lap	4:55.910
77	1 Lap	5:28.660
46	1:52.309	3:00.749
21	1:57.606	2:58.792
85	2:04.900	3:01.915
24	2:17.063	3:01.206
29	2:17.403	2:51.867
11	2:18.739	4:19.640
2	2:26.388	2:53.272
6	2:26.817	2:53.029
35	2:27.422	2:53.849
15	2:37.677	2:52.925
81	1 Lap	3:13.639
115	2:43.153	2:56.814
101	2:43.456	2:52.040
26	2:46.594	2:52.802
137	2:47.050	4:41.674
57	2:47.196	5:09.852

LAP 10	@ 10:28:48.657	
NO	BEHIND	LAP TIME
8		2:44.162
51	3.294	2:45.406
20	1 Lap	2:56.884
25	10.710	2:47.315
4	1 Lap	2:52.127
98	1 Lap	2:59.403
9	1 Lap	3:02.768
52	26.513	2:51.718
7	1 Lap	2:55.124
23	1 Lap	3:14.354
18	1 Lap	3:09.684
88	2 Laps	2:48.337
76	1 Lap	4:33.486
28	1 Lap	4:56.606
199	1 Lap	3:11.320
53	1 Lap	4:41.005
16	1 Lap	4:35.683
10	1:04.103	2:53.479
155	1 Lap	4:18.547
170	1:14.049	2:51.967
36	1 Lap	4:55.931
43	1:25.979	4:13.967
1	1:27.470	4:16.060
17	1:29.727	2:56.892
19	1 Lap	3:17.651
450	1 Lap	3:00.794
68	1 Lap	3:12.271
74	1 Lap	3:01.283
44	1:41.007	2:59.010
33	1 Lap	3:17.398
31	1 Lap	3:09.415
118	1 Lap	3:30.369
58	1 Lap	3:17.404
46	2:02.443	2:58.724
3	1 Lap	3:19.524
21	2:08.823	2:59.807
77	1 Lap	3:23.241
85	2:17.696	3:01.386
29	2:17.891	2:49.078
32	2:22.713	4:32.055
11	2:23.106	2:52.957
144	2:26.968	4:31.913
2	2:27.878	2:50.080
6	2:28.276	2:50.049
15	2:41.705	2:52.618

Weather / Track : Rain / Wet

Silverstone GP
Circuit Length = 3.6604 miles
Start: 09:57 Flag 10:49 End: 10:53

Silverstone Classic

Royal Automobile Club Woodcote & Stirling Moss Trophy

RACE 2 - LAP CHART

LAP 11 @ 10:31:33.942

NO	BEHIND	LAP TIME
8		2:45.285
101	1 Lap	2:52.884
57	1 Lap	2:50.621
115	1 Lap	2:55.610
51	5.898	2:47.889
35	1 Lap	3:12.555
26	1 Lap	2:53.784
137	1 Lap	3:02.169
30	1 Lap	4:58.511
81	2 Laps	3:10.067
20	1 Lap	2:56.919
4	1 Lap	2:53.276
52	29.428	2:48.200
201	1 Lap	4:39.780
98	1 Lap	3:00.697
9	1 Lap	2:56.035
88	2 Laps	2:44.258
7	1 Lap	2:51.812
23	1 Lap	3:10.498
18	1 Lap	3:07.106
76	1 Lap	3:04.832
199	1 Lap	3:04.129
24	1 Lap	4:28.618
155	1 Lap	2:52.994
10	1:13.715	2:54.897
53	1 Lap	2:59.822
28	1 Lap	3:18.305
16	1 Lap	3:03.228
1	1:24.584	2:42.399
43	1:24.803	2:44.109
25	1:39.845	4:14.420
36	1 Lap	2:59.982
450	1 Lap	2:59.473
74	1 Lap	2:56.731
44	1:52.843	2:57.121
19	1 Lap	3:13.378
68	1 Lap	3:12.026
33	1 Lap	3:10.933
31	1 Lap	3:10.050
46	2:16.763	2:59.605
58	1 Lap	3:12.087
29	2:24.070	2:51.464
118	1 Lap	3:19.191
11	2:28.136	2:50.315
6	2:34.634	2:51.643
2	2:35.343	2:52.750
32	2:36.779	2:59.351
3	1 Lap	3:19.764
170	2:49.511	4:20.747
144	2:49.543	3:07.860
15	2:49.657	2:53.237
57	2:51.315	2:47.373
77	1 Lap	3:25.623
101	2:55.882	2:53.417
115	2:58.005	2:53.117
35	3:00.681	2:54.579
137	3:14.277	2:58.933
20	3:14.769	2:55.494
4	3:15.000	2:55.507
30	3:16.057	2:59.262
17	3:18.175	4:33.733
26	3:18.598	3:12.095
88	1 Lap	2:43.921
7	3:32.044	2:52.735
9	3:33.886	2:58.898
81	1 Lap	3:16.554
98	3:36.025	3:02.540
201	3:37.578	3:07.186
21	3:56.222	4:32.684
18	4:02.843	3:01.954
85	4:04.048	4:31.637
155	4:04.903	2:52.106
76	4:06.510	3:04.504

LAP 12 @ 10:35:42.406

NO	BEHIND	LAP TIME
1		2:43.880
23	1 Lap	3:10.198
24	1 Lap	2:57.811
53	1 Lap	2:55.798
199	1 Lap	3:07.095
43	3.291	2:46.952
8	6.819	4:15.283
16	1 Lap	3:06.056
25	19.622	2:48.241
28	1 Lap	3:14.297
51	24.192	4:26.758
36	1 Lap	2:57.662
52	32.270	4:11.306
450	1 Lap	2:55.847
74	1 Lap	2:55.295
19	1 Lap	3:10.421
68	1 Lap	3:10.490
29	1:06.309	2:50.703
11	1:08.757	2:49.085
2	1:15.359	2:48.480
6	1:16.139	2:49.969
33	1 Lap	3:11.215
31	1 Lap	3:11.283
58	1 Lap	3:10.928
32	1:25.994	2:57.679
118	1 Lap	3:12.892
170	1:32.358	2:51.311
57	1:32.632	2:49.781
15	1:33.903	2:52.710
10	1:38.478	4:33.227
101	1:41.665	2:54.247
115	1:44.995	2:55.454
35	1:45.394	2:53.177
144	1:48.915	3:07.836
3	1 Lap	3:23.070
4	1:57.672	2:51.136
88	1 Lap	2:46.481
20	2:01.745	2:55.440
26	2:03.822	2:53.688
30	2:06.441	2:58.848
137	2:07.344	3:01.531
17	2:11.662	3:01.951
77	1 Lap	3:28.064
7	2:14.546	2:50.966
44	2:21.273	4:36.894
9	2:23.278	2:57.856
98	2:27.494	2:59.933
201	2:28.381	2:59.267
81	1 Lap	3:08.002

LAP 13 @ 10:38:26.023

NO	BEHIND	LAP TIME
1		2:43.617
46	1 Lap	4:35.794
21	1 Lap	2:58.496
155	1 Lap	2:50.669
43	5.511	2:45.837
18	1 Lap	2:59.783
85	1 Lap	3:00.493
24	1 Lap	2:55.527
8	13.287	2:50.085
76	1 Lap	3:00.680
53	1 Lap	2:58.444
25	22.558	2:46.553
199	1 Lap	3:09.738
23	1 Lap	3:14.154
51	35.891	2:55.316
52	36.551	2:47.898
16	1 Lap	3:03.801
36	1 Lap	2:57.743
450	1 Lap	2:54.482
74	1 Lap	2:57.884
28	1 Lap	3:16.397
29	1:11.874	2:49.182
11	1:13.168	2:48.028
2	1:19.548	2:47.806
6	1:21.622	2:49.100
19	1 Lap	3:06.302
68	1 Lap	3:14.629
57	1:37.104	2:48.089
170	1:39.890	2:51.149
15	1:41.667	2:51.381
31	1 Lap	3:07.012
32	1:42.770	3:00.393
33	1 Lap	3:10.951
101	1:48.945	2:50.897
58	1 Lap	3:12.313
10	1:56.727	3:01.866
115	1:57.307	2:55.929
35	2:01.095	2:59.318
88	1 Lap	2:43.918
118	1 Lap	3:15.992
4	2:07.182	2:53.127
144	2:09.761	3:04.463
20	2:12.324	2:54.196
26	2:12.877	2:52.672
30	2:18.468	2:55.644
137	2:20.280	2:56.553
7	2:22.750	2:51.821
17	2:26.566	2:58.521
3	1 Lap	3:24.077
9	2:38.239	2:58.578

LAP 14 @ 10:41:10.713

NO	BEHIND	LAP TIME
1		2:44.690
201	1 Lap	3:01.564
98	1 Lap	3:03.499
43	4.088	2:43.267
77	2 Laps	3:21.506
44	1 Lap	3:14.955
155	1 Lap	2:53.533
81	2 Laps	3:07.194
21	1 Lap	2:58.155
8	17.750	2:49.153
46	1 Lap	3:04.827
24	1 Lap	2:55.965
25	24.695	2:46.827
53	1 Lap	2:56.604
18	1 Lap	3:03.191
85	1 Lap	3:01.689
76	1 Lap	3:00.168
52	40.620	2:48.759
51	47.284	2:56.083
199	1 Lap	3:05.217
16	1 Lap	3:04.642
450	1 Lap	2:56.248
23	1 Lap	3:13.154
36	1 Lap	3:00.899
74	1 Lap	2:58.561
29	1:16.033	2:48.849
11	1:16.719	2:48.241
28	1 Lap	3:09.950
2	1:23.098	2:48.240
6	1:25.505	2:48.573
57	1:39.908	2:47.494
170	1:43.752	2:48.552
19	1 Lap	3:07.251
15	1:48.154	2:51.177
32	1:51.929	2:53.849
101	1:56.345	2:52.090
88	1 Lap	2:44.988
31	1 Lap	3:06.292
115	2:09.272	2:56.655
35	2:11.681	2:55.276
10	2:13.098	3:01.061
4	2:14.798	2:52.306
33	1 Lap	3:14.349
26	2:21.916	2:53.729
58	1 Lap	3:14.546
20	2:22.390	2:54.756
68	1 Lap	3:32.436
144	2:30.085	3:05.014
30	2:30.119	2:56.341
7	2:30.305	2:52.245
137	2:33.841	2:58.251
118	1 Lap	3:16.238
17	2:39.440	2:57.564

Weather / Track : Rain / Wet

Silverstone GP
Circuit Length = 3.6604 miles
Start: 09:57 Flag 10:49 End: 10:53

Silverstone Classic

Royal Automobile Club Woodcote & Stirling Moss Trophy

RACE 2 - LAP CHART

LAP 15	@ 10:43:54.131	
NO	BEHIND	LAP TIME
1		2:43.418
43	4.763	2:44.093
9	1 Lap	2:57.513
201	1 Lap	3:00.920
98	1 Lap	3:00.888
155	1 Lap	2:52.764
8	23.359	2:49.027
25	26.678	2:45.401
3	2 Laps	3:22.192
21	1 Lap	3:00.155
46	1 Lap	2:58.586
44	1 Lap	3:11.778
24	1 Lap	2:55.469
81	2 Laps	3:07.745
53	1 Lap	2:54.906
52	45.149	2:47.947
18	1 Lap	3:00.512
85	1 Lap	3:01.127
76	1 Lap	3:00.721
77	2 Laps	3:28.314
51	57.942	2:54.076
199	1 Lap	3:00.881
450	1 Lap	2:55.167
36	1 Lap	2:59.241
16	1 Lap	3:02.566
29	1:21.284	2:48.669
11	1:22.307	2:49.006
74	1 Lap	3:00.515
23	1 Lap	3:10.476
2	1:28.301	2:48.621
6	1:31.158	2:49.071
57	1:44.094	2:47.604
170	1:48.433	2:48.099
28	1 Lap	3:10.037
15	1:55.688	2:50.952
88	1 Lap	2:44.416
32	2:03.250	2:54.739
101	2:03.840	2:50.913
19	1 Lap	3:06.469
115	2:20.328	2:54.474
35	2:21.133	2:52.870
4	2:23.562	2:52.182
31	1 Lap	3:07.614
26	2:30.435	2:51.937
10	2:30.800	3:01.120
20	2:34.031	2:55.059
7	2:39.693	2:52.806
33	1 Lap	3:13.395
30	2:46.091	2:59.390

LAP 16	@ 10:46:40.397	
NO	BEHIND	LAP TIME
1		2:46.266
43	2.312	2:43.815
58	2 Laps	3:11.640
144	1 Lap	3:04.543
137	1 Lap	3:01.020
17	1 Lap	2:59.788
9	1 Lap	2:55.055
118	2 Laps	3:14.128
68	2 Laps	3:29.487
8	22.650	2:45.557
155	1 Lap	2:51.474
25	30.303	2:49.891
201	1 Lap	3:00.232
98	1 Lap	2:59.921
21	1 Lap	2:57.245
24	1 Lap	2:54.646
46	1 Lap	2:57.487
52	48.262	2:49.379
53	1 Lap	2:56.974
81	2 Laps	3:05.019
44	1 Lap	3:07.799
18	1 Lap	2:59.424
85	1 Lap	2:59.494
76	1 Lap	2:59.748
3	2 Laps	3:22.110
51	1:08.004	2:56.328
450	1 Lap	2:55.884
77	2 Laps	3:18.835
29	1:25.102	2:50.084
11	1:25.514	2:49.473
199	1 Lap	3:05.218
2	1:31.695	2:49.660
16	1 Lap	3:03.438
6	1:34.759	2:49.867
74	1 Lap	2:58.856
57	1:47.858	2:50.030
170	1:50.458	2:48.291
23	1 Lap	3:12.854
88	1 Lap	2:45.565
15	2:02.466	2:53.044
101	2:09.964	2:52.390
32	2:11.099	2:54.115
28	1 Lap	3:10.861
19	1 Lap	3:05.321
115	2:29.367	2:55.305
4	2:32.483	2:55.187
26	2:37.775	2:53.606
35	2:42.465	3:07.598
20	2:44.823	2:57.058

LAP 17	@ 10:49:25.603	
NO	BEHIND	LAP TIME
1		2:45.206
10	1 Lap	3:01.752
7	1 Lap	2:53.172
43	3.032	2:45.926
31	2 Laps	3:09.438
30	1 Lap	2:57.807
137	1 Lap	3:05.760
17	1 Lap	3:02.629
8	28.713	2:51.269
144	1 Lap	3:10.114
9	1 Lap	2:59.085
33	2 Laps	3:16.484
25	31.675	2:46.578
155	1 Lap	2:50.992
58	2 Laps	3:16.056
201	1 Lap	2:58.609
98	1 Lap	2:59.590
118	2 Laps	3:14.775
52	53.150	2:50.094
24	1 Lap	2:54.801
21	1 Lap	2:59.184
46	1 Lap	2:56.872
68	2 Laps	3:21.687
53	1 Lap	2:58.752
18	1 Lap	3:03.495
81	2 Laps	3:06.506
44	1 Lap	3:06.767
76	1 Lap	3:03.623
85	1 Lap	3:05.533
450	1 Lap	2:54.783
11	1:31.689	2:51.381
29	1:32.190	2:52.294
2	1:36.435	2:49.946
6	1:39.470	2:49.917
3	2 Laps	3:22.035
199	1 Lap	3:04.470
74	1 Lap	2:56.741
57	1:52.138	2:49.486
170	1:54.308	2:49.056
88	1 Lap	2:43.703
77	2 Laps	3:23.641
15	2:10.582	2:53.322
32	2:17.859	2:51.966
101	2:19.049	2:54.291
23	1 Lap	3:18.284
28	1 Lap	3:10.931
115	2:42.909	2:58.748
26	2:44.263	2:51.694
4	2:50.422	3:03.145
19	1 Lap	3:08.087
35	2:52.825	2:55.566
20	2:57.922	2:58.305

Weather / Track : Rain / Wet

Silverstone GP
Circuit Length = 3.6604 miles
Start: 09:57 Flag 10:49 End: 10:53

Silverstone Classic

Royal Automobile Club Woodcote & Stirling Moss Trophy

RACE 2 - SECTOR ANALYSIS

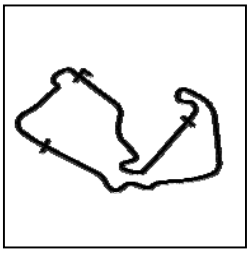

SECTOR 1 = FL to I1, SECTOR 2 = I1 to I2, SECTOR 3 = I2 to FL, DIFF = Difference To Personal Best Lap, P = Crossed Finish Line in Pit Lane, D = Time Disallowed

P1 1 S5 Oliver BRYANT Lotus 15

IDEAL LAP TIME : 2:41.766 BEST LAP TIME : 2:42.399 DIFFERENCE : 0.633

LAP	SECTOR 1		SECTOR 2		SECTOR 3		LAP TIME		MPH	DIFF	TIME OF DAY
1 -		71.5	1:57.083	52.9	59.352	51.8	4:04.434		53.91	1:22.035	10:01:57.203
2 -	54.022	111.1	1:20.333	126.8	35.132	80.5	2:49.487		77.75	7.088	10:04:46.690
3 -	50.445	114.1	1:19.850	128.0	35.062	81.6	2:45.357		79.69	2.958	10:07:32.047
4 -	49.646	113.9	1:19.712	127.8	35.211	80.9	2:44.569		80.07	2.170	10:10:16.616
5 -	1:15.624	46.7	2:42.912	59.4	50.943	82.6	4:49.479		45.52	2:07.080	10:15:06.095
6 -	49.421	116.3	1:19.138	129.0	34.623	83.3	2:43.182	(3)	80.75	0.783	10:17:49.277
7 -	49.435	116.3	1:19.332	127.3	34.637	83.4	2:43.404		80.64	1.005	10:20:32.681
8 -	49.252	118.3	1:18.862	128.0	34.852	83.2	2:42.966	(2)	80.86	0.567	10:23:15.647
9 -	49.591	114.9	1:19.829	126.1	35.000	***83.9***	2:44.420		80.14	2.021	10:26:00.067
10 -	OUTLAP			127.8	34.948	83.8	4:16.060		51.46	1:33.661	10:30:16.127
11 -	***48.923***	***120.2***	***1:18.234***	***130.5***	35.242	80.6	***2:42.399***	(1)	***81.14***		***10:32:58.526***
12 -	49.770	117.9	1:18.526	128.5	35.584	78.2	2:43.880		80.41	1.481	10:35:42.406
13 -	49.554	112.2	1:18.842	127.0	35.221	79.1	2:43.617		80.54	1.218	10:38:26.023
14 -	49.504	112.9	1:19.882	124.5	35.304	***83.9***	2:44.690		80.01	2.291	10:41:10.713
15 -	49.378	113.7	1:19.431	129.0	***34.609***	83.2	2:43.418		80.63	1.019	10:43:54.131
16 -	49.955	113.1	1:20.961	128.0	35.350	81.8	2:46.266		79.25	3.867	10:46:40.397
17 -	49.191	118.3	1:20.298	128.5	35.717	78.7	2:45.206		79.76	2.807	10:49:25.603

P2 43 S6 David HART Lister Costin

IDEAL LAP TIME : 2:42.081 BEST LAP TIME : 2:42.718 DIFFERENCE : 0.637

LAP	SECTOR 1		SECTOR 2		SECTOR 3		LAP TIME		MPH	DIFF	TIME OF DAY
1 -		79.5	1:56.792	57.6	57.353	49.6	4:05.584		53.65	1:22.866	10:01:58.353
2 -	55.912	105.0	1:21.393	116.9	35.573	84.6	2:52.878		76.22	10.160	10:04:51.231
3 -	51.195	106.5	1:20.961	127.3	36.032	84.4	2:48.188		78.35	5.470	10:07:39.419
4 -	49.453	112.9	1:18.550	128.3	35.407	82.3	2:43.410		80.64	0.692	10:10:22.829
5 -	1:10.521	47.1	2:42.997	60.0	50.769	81.2	4:44.287		46.35	2:01.569	10:15:07.116
6 -	49.560	117.1	1:18.974	134.7	35.209	84.6	2:43.743		80.47	1.025	10:17:50.859
7 -	49.024	117.7	1:19.529	132.3	35.261	83.9	2:43.814		80.44	1.096	10:20:34.673
8 -	48.939	120.9	1:18.890	125.9	35.449	84.8	2:43.278	(3)	80.70	0.560	10:23:17.951
9 -	***48.908***	109.6	1:18.741	129.8	35.069	85.1	***2:42.718***	(1)	***80.98***		***10:26:00.669***
10 -	OUTLAP			121.7	35.739	82.4	4:13.967		51.88	1:31.249	10:30:14.636
11 -	49.339	122.0	1:18.839	125.2	35.931	82.8	2:44.109		80.29	1.391	10:32:58.745
12 -	50.365	105.3	1:21.014	120.9	35.573	72.6	2:46.952		78.93	4.234	10:35:45.697
13 -	51.605	115.7	1:19.381	135.5	***34.851***	83.9	2:45.837		79.46	3.119	10:38:31.534
14 -	49.587	***123.5***	***1:18.322***	122.4	35.358	***86.3***	2:43.267	(2)	80.71	0.549	10:41:14.801
15 -	49.683	107.0	1:19.040	***137.2***	35.370	84.3	2:44.093		80.30	1.375	10:43:58.894
16 -	49.185	111.2	1:18.831	126.6	35.799	83.9	2:43.815		80.44	1.097	10:46:42.709
17 -	49.827	117.9	1:19.776	115.3	36.323	84.8	2:45.926		79.41	3.208	10:49:28.635

Weather / Track : Rain / Wet

Silverstone GP
Circuit Length = 3.6604 miles
Start: 09:57 Flag 10:49 End: 10:53

Silverstone Classic

Royal Automobile Club Woodcote & Stirling Moss Trophy

RACE 2 - SECTOR ANALYSIS

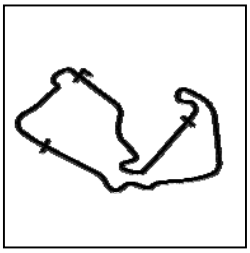

SECTOR 1 = FL to I1, SECTOR 2 = I1 to I2, SECTOR 3 = I2 to FL, DIFF = Difference To Personal Best Lap, P = Crossed Finish Line in Pit Lane, D = Time Disallowed

P3 8 S6 NUTHALL / WOOD Lister Knobbly

IDEAL LAP TIME : 2:43.468 BEST LAP TIME : 2:43.716 DIFFERENCE : 0.248

LAP	SECTOR 1		SECTOR 2		SECTOR 3		LAP TIME	MPH	DIFF	TIME OF DAY
1 -		64.6	1:56.424	58.4	57.639	54.2	4:05.016	53.78	1:21.300	10:01:57.785
2 -	56.443	108.7	1:22.905	118.5	35.861	83.8	2:55.209	75.21	11.493	10:04:52.994
3 -	50.603	108.5	1:21.313	***133.4***	35.455	83.8	2:47.371	78.73	3.655	10:07:40.365
4 -	49.866	109.2	***1:19.122***	127.0	35.613	84.0	2:44.601	80.05	0.885	10:10:24.966
5 -	1:09.034	47.0	2:43.068	59.9	50.336	82.5	4:42.438	46.65	1:58.722	10:15:07.404
6 -	49.682	109.2	1:19.293	131.3	***35.087***	***84.3***	2:44.062 **(3)**	80.32	0.346	10:17:51.466
7 -	49.362	114.1	1:19.226	129.0	35.128	82.0	***2:43.716*** **(1)**	***80.49***		***10:20:35.182***
8 -	***49.259***	***116.1***	1:19.347	130.0	35.284	83.7	2:43.890 **(2)**	80.40	0.174	10:23:19.072
9 -	49.565	111.6	1:20.077	126.8	35.781	83.5	2:45.423	79.66	1.707	10:26:04.495
10 -	49.306	112.7	1:19.439	127.5	35.417	83.0	2:44.162	80.27	0.446	10:28:48.657
11 -	50.560	112.9	1:19.545	129.8	35.180	82.9	2:45.285	79.72	1.569	10:31:33.942
12 -	OUTLAP			113.1	37.327	79.8	4:15.283	51.62	1:31.567	10:35:49.225
13 -	51.680	101.8	1:22.067	122.0	36.338	81.3	2:50.085	77.47	6.369	10:38:39.310
14 -	51.537	106.6	1:21.581	130.5	36.035	82.6	2:49.153	77.90	5.437	10:41:28.463
15 -	50.912	101.2	1:22.287	121.5	35.828	83.7	2:49.027	77.96	5.311	10:44:17.490
16 -	49.794	112.5	1:20.265	132.1	35.498	80.4	2:45.557	79.59	1.841	10:47:03.047
17 -	50.361	114.1	1:23.196	120.9	37.712	78.8	2:51.269	76.94	7.553	10:49:54.316

P4 25 S5 Michael GANS Lotus 15

IDEAL LAP TIME : 2:44.276 BEST LAP TIME : 2:45.029 DIFFERENCE : 0.753

LAP	SECTOR 1		SECTOR 2		SECTOR 3		LAP TIME	MPH	DIFF	TIME OF DAY
1 -		65.7	1:57.050	55.5	57.944	51.5	4:04.858	53.81	1:19.829	10:01:57.627
2 -	55.550	116.1	1:21.382	133.1	37.314	79.4	2:54.246	75.62	9.217	10:04:51.873
3 -	51.377	107.5	1:21.656	131.5	36.589	***83.9***	2:49.622	77.68	4.593	10:07:41.495
4 -	50.365	109.1	1:20.155	132.1	35.469	81.4	2:45.989	79.38	0.960	10:10:27.484
5 -	1:07.294	46.9	2:43.058	60.8	50.389	82.3	4:40.741	46.93	1:55.712	10:15:08.225
6 -	50.723	113.7	1:19.821	118.9	35.524	80.6	2:46.068	79.35	1.039	10:17:54.293
7 -	49.865	116.5	1:19.541	133.4	35.623	80.8	***2:45.029*** **(1)**	***79.85***		***10:20:39.322***
8 -	50.255	118.5	1:19.679	131.0	35.445	81.7	2:45.379 **(2)**	79.68	0.350	10:23:24.701
9 -	50.236	118.1	1:21.178	124.9	35.937	81.8	2:47.351	78.74	2.322	10:26:12.052
10 -	51.183	115.3	1:20.505	131.8	35.627	83.1	2:47.315	78.76	2.286	10:28:59.367
11 -	OUTLAP			128.3	35.938	79.2	4:14.420	51.79	1:29.391	10:33:13.787
12 -	50.382	116.5	1:22.192	130.0	35.667	81.6	2:48.241	78.32	3.212	10:36:02.028
13 -	50.327	121.1	1:20.418	131.0	35.808	82.9	2:46.553	79.12	1.524	10:38:48.581
14 -	50.083	120.0	1:21.459	132.1	35.285	83.6	2:46.827	78.99	1.798	10:41:35.408
15 -	50.038	120.0	1:20.091	132.3	***35.272***	82.1	2:45.401 **(3)**	79.67	0.372	10:44:20.809
16 -	50.494	***122.9***	***1:19.148***	***135.2***	40.249	78.7	2:49.891	77.56	4.862	10:47:10.700
17 -	50.428	111.4	1:20.294	122.9	35.856	80.4	2:46.578	79.10	1.549	10:49:57.278

Weather / Track : Rain / Wet

Silverstone GP
Circuit Length = 3.6604 miles
Start: 09:57 Flag 10:49 End: 10:53

Silverstone Classic

Royal Automobile Club Woodcote & Stirling Moss Trophy

RACE 2 - SECTOR ANALYSIS

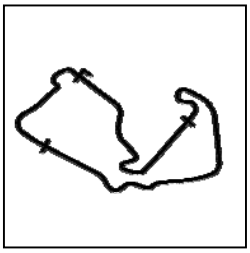

SECTOR 1 = FL to I1, SECTOR 2 = I1 to I2, SECTOR 3 = I2 to FL, DIFF = Difference To Personal Best Lap, P = Crossed Finish Line in Pit Lane, D = Time Disallowed

P5 52 S6 John SPIERS Lister Jaguar Knobbly

IDEAL LAP TIME : BEST LAP TIME : 2:46.825 DIFFERENCE :

LAP	SECTOR 1	SECTOR 2	SECTOR 3	LAP TIME	MPH	DIFF	TIME OF DAY
1 -		51.3	54.786	62.8	4:07.304	53.28	1:20.479	10:02:00.073
2 -		120.6	37.526	81.3	2:58.959	73.63	12.134	10:04:59.032
3 -		115.7	36.852	80.8	2:52.704	76.30	5.879	10:07:51.736
4 -		127.0	36.139	76.7	2:49.042	77.95	2.217	10:10:40.778
5 -		62.8	50.930	79.3	4:31.237	48.58	1:44.412	10:15:12.015
6 -		126.3	36.401	79.6	2:48.987	77.98	2.162	10:18:01.002
7 -		128.5	36.383	76.1	2:48.580	78.16	1.755	10:20:49.582
8 -		***132.3***	35.979	82.0	***2:46.825*** **(1)**	***78.99***		***10:23:36.407***
9 -		131.3	36.236	73.0	2:47.045 **(2)**	78.88	0.220	10:26:23.452
10 -		130.5	***35.323***	***82.7***	2:51.718	76.74	4.893	10:29:15.170
11 -		131.3	36.589	76.2	2:48.200	78.34	1.375	10:32:03.370
12 -	***OUTLAP***	131.8	35.518	82.0	4:11.306	52.43	1:24.481	10:36:14.676
13 -		126.8	35.853	82.2	2:47.898 **(3)**	78.48	1.073	10:39:02.574
14 -		132.1	36.187	81.9	2:48.759	78.08	1.934	10:41:51.333
15 -		127.3	36.427	79.8	2:47.947	78.46	1.122	10:44:39.280
16 -		***132.3***	35.647	80.7	2:49.379	77.80	2.554	10:47:28.659
17 -		127.8	36.429	80.0	2:50.094	77.47	3.269	10:50:18.753

P6 11 S6 WAKEMAN / BLAKENEY-EDWARDS Cooper T38

IDEAL LAP TIME : 2:46.933 BEST LAP TIME : 2:48.028 DIFFERENCE : 1.095

LAP	SECTOR 1		SECTOR 2		SECTOR 3		LAP TIME	MPH	DIFF	TIME OF DAY
1 -		64.7	1:55.371	53.0	55.332	56.5	4:06.456	53.46	1:18.428	10:01:59.225
2 -	59.483	94.6	1:27.094	104.6	38.762	76.8	3:05.339	71.10	17.311	10:05:04.564
3 -	53.736	93.8	1:25.019	108.2	37.982	81.0	2:56.737	74.56	8.709	10:08:01.301
4 -	52.934	95.8	1:24.842	112.4	40.098	64.5	2:57.874	74.08	9.846	10:10:59.175
5 -	55.929	92.0	2:31.873	57.6	49.969	71.9	4:17.771	51.12	1:29.743	10:15:16.946
6 -	53.044	100.6	1:24.727	121.1	37.267	78.3	2:55.038	75.28	7.010	10:18:11.984
7 -	51.925	104.8	1:24.058	120.2	37.816	80.1	2:53.799	75.82	5.771	10:21:05.783
8 -	51.827	103.5	1:24.150	115.9	37.406	79.5	2:53.383	76.00	5.355	10:23:59.166
9 -	OUTLAP			115.3	37.407	80.7	4:19.640	50.75	1:31.612	10:28:18.806
10 -	51.943	111.8	1:23.299	124.7	37.715	77.4	2:52.957	76.19	4.929	10:31:11.763
11 -	52.771	114.5	1:21.267	***128.3***	36.277	81.1	2:50.315	77.37	2.287	10:34:02.078
12 -	51.289	113.1	1:21.541	125.9	36.255	***82.8***	2:49.085	77.93	1.057	10:36:51.163
13 -	51.209	111.2	1:20.998	124.7	***35.821***	82.4	***2:48.028*** **(1)**	***78.42***		***10:39:39.191***
14 -	50.556	114.1	***1:20.789***	120.2	36.896	80.6	2:48.241 **(2)**	78.32	0.213	10:42:27.432
15 -	51.535	113.7	1:21.305	122.0	36.166	81.6	2:49.006 **(3)**	77.97	0.978	10:45:16.438
16 -	***50.323***	112.2	1:21.968	121.5	37.182	77.1	2:49.473	77.75	1.445	10:48:05.911
17 -	51.143	***116.7***	1:23.771	121.3	36.467	79.7	2:51.381	76.89	3.353	10:50:57.292

Weather / Track : Rain / Wet

Silverstone GP
Circuit Length = 3.6604 miles
Start: 09:57 Flag 10:49 End: 10:53

Silverstone Classic

Royal Automobile Club Woodcote & Stirling Moss Trophy

RACE 2 - SECTOR ANALYSIS

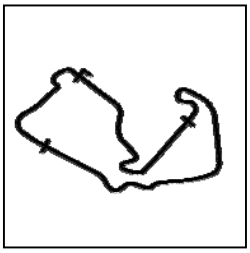

SECTOR 1 = FL to I1, SECTOR 2 = I1 to I2, SECTOR 3 = I2 to FL, DIFF = Difference To Personal Best Lap, P = Crossed Finish Line in Pit Lane, D = Time Disallowed

P7 29 S1 AHLERS / BELLINGER Lola Mk1 Prototype

IDEAL LAP TIME : 2:47.873 BEST LAP TIME : 2:48.669 DIFFERENCE : 0.796

LAP	SECTOR 1		SECTOR 2		SECTOR 3		LAP TIME		MPH	DIFF	TIME OF DAY
1 -		69.7	1:55.469	52.0	55.125	63.3	4:06.631		53.43	1:17.962	10:01:59.400
2 -	58.351	104.3	1:26.316	115.3	37.111	78.3	3:01.778		72.49	13.109	10:05:01.178
3 -	54.066	105.0	1:27.421	114.9	37.625	77.2	2:59.112		73.57	10.443	10:08:00.290
4 -	52.825	101.3	1:25.602	116.9	39.185	70.6	2:57.612		74.19	8.943	10:10:57.902
5 -	54.259	85.0	2:32.427	60.2	49.689	74.4	4:16.375		51.40	1:27.706	10:15:14.277
6 -	53.571	103.8	1:24.496	113.7	36.673	79.3	2:54.740		75.41	6.071	10:18:09.017
7 -	OUTLAP			114.1	37.543	78.6	4:25.160		49.69	1:36.491	10:22:34.177
8 -	52.565	105.5	1:22.974	116.7	35.887	79.8	2:51.426		76.87	2.757	10:25:25.603
9 -	51.497	111.6	1:24.536	114.3	35.834	79.4	2:51.867		76.67	3.198	10:28:17.470
10 -	51.201	111.2	1:22.344	117.1	35.533	78.8	2:49.078	(3)	77.93	0.409	10:31:06.548
11 -	52.077	109.1	1:23.009	117.5	36.378	***81.6***	2:51.464		76.85	2.795	10:33:58.012
12 -	51.358	106.3	1:23.611	117.1	35.734	80.0	2:50.703		77.19	2.034	10:36:48.715
13 -	51.284	111.4	1:22.160	116.3	35.738	79.2	2:49.182		77.89	0.513	10:39:37.897
14 -	51.147	111.8	***1:21.656***	114.7	36.046	81.4	2:48.849	(2)	78.04	0.180	10:42:26.746
15 -	***50.913***	111.8	1:22.452	117.3	***35.304***	81.0	***2:48.669***	(1)	***78.12***		***10:45:15.415***
16 -	51.019	***112.4***	1:21.763	***117.7***	37.302	74.3	2:50.084		77.47	1.415	10:48:05.499
17 -	51.896	110.7	1:24.678	117.3	35.720	80.7	2:52.294		76.48	3.625	10:50:57.793

P8 2 W4a J.PEARSON / G.PEARSON Jaguar D-type

IDEAL LAP TIME : 2:47.545 BEST LAP TIME : 2:47.806 DIFFERENCE : 0.261

LAP	SECTOR 1		SECTOR 2		SECTOR 3		LAP TIME		MPH	DIFF	TIME OF DAY
1 -		69.1	1:55.224	54.1	54.965	64.4	4:07.359		53.27	1:19.553	10:02:00.128
2 -	55.823	104.3	1:24.819	120.2	37.386	78.3	2:58.028		74.02	10.222	10:04:58.156
3 -	52.448	102.7	1:30.497	122.9	37.977	78.4	3:00.922		72.83	13.116	10:07:59.078
4 -	53.007	97.8	1:25.546	126.1	38.083	76.3	2:56.636		74.60	8.830	10:10:55.714
5 -	56.156	79.8	2:32.132	59.7	49.649	78.1	4:17.937		51.08	1:30.131	10:15:13.651
6 -	52.622	105.8	1:24.450	131.3	37.692	78.5	2:54.764		75.40	6.958	10:18:08.415
7 -	54.095	100.4	1:24.940	120.6	38.126	77.9	2:57.161		74.38	9.355	10:21:05.576
8 -	OUTLAP			119.8	37.574	78.6	4:27.607		49.24	1:39.801	10:25:33.183
9 -	54.188	105.1	1:22.563	130.0	36.521	78.7	2:53.272		76.05	5.466	10:28:26.455
10 -	51.273	107.3	1:21.977	132.3	36.830	79.9	2:50.080		77.47	2.274	10:31:16.535
11 -	51.372	117.1	1:24.068	119.6	37.310	81.3	2:52.750		76.28	4.944	10:34:09.285
12 -	50.838	112.7	1:21.036	130.8	36.606	80.1	2:48.480	(3)	78.21	0.674	10:36:57.765
13 -	***50.381***	***117.9***	***1:20.899***	123.3	36.526	80.8	***2:47.806***	(1)	***78.52***		***10:39:45.571***
14 -	50.545	117.5	1:21.267	***132.6***	36.428	81.6	2:48.240	(2)	78.32	0.434	10:42:33.811
15 -	50.946	115.5	1:21.286	132.3	36.389	***82.3***	2:48.621		78.15	0.815	10:45:22.432
16 -	50.853	115.1	1:22.542	132.1	***36.265***	79.9	2:49.660		77.67	1.854	10:48:12.092
17 -	51.079	116.7	1:22.283	129.0	36.584	77.4	2:49.946		77.54	2.140	10:51:02.038

Weather / Track : Rain / Wet

Silverstone GP
Circuit Length = 3.6604 miles
Start: 09:57 Flag 10:49 End: 10:53

Silverstone Classic

Royal Automobile Club Woodcote & Stirling Moss Trophy

RACE 2 - SECTOR ANALYSIS

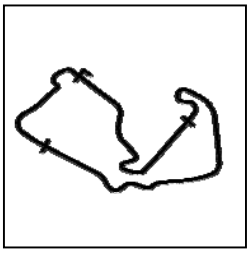

SECTOR 1 = FL to I1, SECTOR 2 = I1 to I2, SECTOR 3 = I2 to FL, DIFF = Difference To Personal Best Lap, P = Crossed Finish Line in Pit Lane, D = Time Disallowed

P9 6 W2 URE / WATTS Cooper Bristol T24/25

IDEAL LAP TIME : 2:48.195 BEST LAP TIME : 2:48.573 DIFFERENCE : 0.378

LAP	SECTOR 1		SECTOR 2		SECTOR 3		LAP TIME		MPH	DIFF	TIME OF DAY
1 -		67.1	1:51.215	51.0	53.497	65.2	4:15.625		51.55	1:27.052	10:02:08.394
2 -	57.649	97.6	1:30.090	115.3	37.999	77.2	3:05.738		70.94	17.165	10:05:14.132
3 -	54.907	104.8	1:24.749	117.3	36.885	80.0	2:56.541		74.64	7.968	10:08:10.673
4 -	52.891	103.5	1:25.158	113.7	36.788	77.1	2:54.837		75.37	6.264	10:11:05.510
5 -	57.475	88.6	2:28.531	72.0	49.965	77.9	4:15.971		51.48	1:27.398	10:15:21.481
6 -	53.285	106.8	1:24.436	115.3	36.397	78.0	2:54.118		75.68	5.545	10:18:15.599
7 -	52.108	110.7	1:23.386	117.5	36.752	76.5	2:52.246		76.50	3.673	10:21:07.845
8 -	OUTLAP			114.1	36.319	76.8	4:26.010		49.53	1:37.437	10:25:33.855
9 -	54.467	107.3	1:22.738	114.7	35.824	79.2	2:53.029		76.15	4.456	10:28:26.884
10 -	51.860	108.4	1:22.403	116.3	35.786	78.5	2:50.049		77.49	1.476	10:31:16.933
11 -	52.408	108.9	1:22.733	***117.7***	36.502	80.1	2:51.643		76.77	3.070	10:34:08.576
12 -	51.483	109.6	1:21.757	115.1	36.729	***80.3***	2:49.969		77.53	1.396	10:36:58.545
13 -	***51.085***	***111.6***	1:21.735	115.9	36.280	78.2	2:49.100	**(3)**	77.92	0.527	10:39:47.645
14 -	51.259	110.9	1:21.822	113.7	***35.492***	80.2	***2:48.573***	**(1)**	***78.17***		***10:42:36.218***
15 -	51.546	110.9	1:21.925	114.1	35.600	79.0	2:49.071	**(2)**	77.94	0.498	10:45:25.289
16 -	52.180	110.0	***1:21.618***	116.3	36.069	77.4	2:49.867		77.57	1.294	10:48:15.156
17 -	51.794	110.3	1:21.879	114.5	36.244	74.5	2:49.917		77.55	1.344	10:51:05.073

P10 57 S1 Ben ADAMS Lola Mk1

IDEAL LAP TIME : 2:46.303 BEST LAP TIME : 2:47.209 DIFFERENCE : 0.906

LAP	SECTOR 1		SECTOR 2		SECTOR 3		LAP TIME		MPH	DIFF	TIME OF DAY
1 -		62.8	1:54.246	44.3	52.336	67.5	4:12.004		52.29	1:24.795	10:02:04.773
2 -	58.146	98.9	1:25.294	118.1	37.625	76.7	3:01.065		72.77	13.856	10:05:05.838
3 -	53.004	108.5	1:23.710	117.1	36.715	77.9	2:53.429		75.98	6.220	10:07:59.267
4 -	52.165	109.2	1:23.060	118.1	36.175	78.2	2:51.400		76.88	4.191	10:10:50.667
5 -	53.698	83.3	2:37.765	62.4	50.421	76.6	4:21.884		50.31	1:34.675	10:15:12.551
6 -	51.813	111.4	1:22.425	118.7	35.541	81.0	2:49.779		77.61	2.570	10:18:02.330
7 -	50.849	113.1	1:21.362	***119.8***	35.661	80.3	2:47.872		78.49	0.663	10:20:50.202
8 -	***50.517***	113.7	1:20.909	***119.8***	35.783	81.9	***2:47.209***	**(1)**	***78.81***		***10:23:37.411***
9 -	OUTLAP			118.3	36.201	78.1	5:09.852		42.52	2:22.643	10:28:47.263
10 -	52.423	108.5	1:22.239	119.4	35.959	79.7	2:50.621		77.23	3.412	10:31:37.884
11 -	50.967	113.1	1:21.060	119.4	35.346	81.3	2:47.373	**(2)**	78.73	0.164	10:34:25.257
12 -	51.174	113.5	1:23.161	118.9	35.446	81.0	2:49.781		77.61	2.572	10:37:15.038
13 -	51.308	***113.9***	1:21.371	118.9	35.410	78.0	2:48.089		78.39	0.880	10:40:03.127
14 -	51.105	***113.9***	1:20.885	118.1	35.504	81.7	2:47.494	**(3)**	78.67	0.285	10:42:50.621
15 -	50.835	113.3	***1:20.479***	118.5	36.290	***82.1***	2:47.604		78.62	0.395	10:45:38.225
16 -	50.771	113.5	1:23.952	118.5	***35.307***	81.6	2:50.030		77.50	2.821	10:48:28.255
17 -	50.745	111.4	1:22.621	118.5	36.120	80.3	2:49.486		77.75	2.277	10:51:17.741

Weather / Track : Rain / Wet

Silverstone GP
Circuit Length = 3.6604 miles
Start: 09:57 Flag 10:49 End: 10:53

Silverstone Classic

Royal Automobile Club Woodcote & Stirling Moss Trophy

RACE 2 - SECTOR ANALYSIS

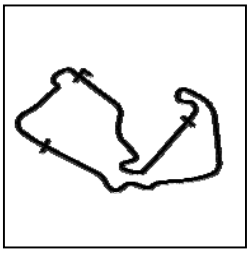

SECTOR 1 = FL to I1, SECTOR 2 = I1 to I2, SECTOR 3 = I2 to FL, DIFF = Difference To Personal Best Lap, P = Crossed Finish Line in Pit Lane, D = Time Disallowed

P11 170 S6 Peter RATCLIFF Lister Knobbly

IDEAL LAP TIME : 2:47.594 BEST LAP TIME : 2:48.099 DIFFERENCE : 0.505

LAP	SECTOR 1		SECTOR 2		SECTOR 3		LAP TIME		MPH	DIFF	TIME OF DAY
1 -		58.8	1:54.356	49.0	53.803	59.8	4:07.925		53.15	1:19.826	10:02:00.694
2 -	57.382	101.3	1:47.452	106.5	38.183	74.9	3:23.017		64.90	34.918	10:05:23.711
3 -	56.791	91.9	1:25.908	111.4	37.800	78.3	3:00.499		73.00	12.400	10:08:24.210
4 -	52.000	97.1	1:28.330	105.6	39.068	74.4	2:59.398		73.45	11.299	10:11:23.608
5 -	55.216	87.0	2:23.277	71.5	49.525	74.5	4:08.018		53.13	1:19.919	10:15:31.626
6 -	52.497	112.7	1:24.307	111.2	37.636	77.5	2:54.440		75.54	6.341	10:18:26.066
7 -	54.888	99.7	1:23.195	116.1	37.836	79.0	2:55.919		74.90	7.820	10:21:21.985
8 -	52.806	97.8	1:23.555	124.2	37.664	78.8	2:54.025		75.72	5.926	10:24:16.010
9 -	51.965	107.2	1:24.859	126.8	37.905	70.3	2:54.729		75.41	6.630	10:27:10.739
10 -	52.566	105.1	1:22.666	127.3	36.735	77.8	2:51.967		76.62	3.868	10:30:02.706
11 -	OUTLAP			122.9	38.098	69.1	4:20.747		50.53	1:32.648	10:34:23.453
12 -	51.765	102.1	1:23.218	122.9	36.328	***80.4***	2:51.311		76.92	3.212	10:37:14.764
13 -	51.841	108.4	1:22.510	122.4	36.798	80.1	2:51.149		76.99	3.050	10:40:05.913
14 -	51.360	110.5	1:21.022	122.0	***36.170***	80.3	2:48.552	**(3)**	78.18	0.453	10:42:54.465
15 -	50.897	112.0	1:21.012	***134.4***	36.190	77.4	***2:48.099***	**(1)**	***78.39***		***10:45:42.564***
16 -	50.776	***120.6***	***1:20.757***	132.1	36.758	79.8	2:48.291	**(2)**	78.30	0.192	10:48:30.855
17 -	***50.667***	109.6	1:22.046	124.5	36.343	80.1	2:49.056		77.94	0.957	10:51:19.911

P12 15 W3 WILSON / STRETTON Maserati 250S

IDEAL LAP TIME : 2:50.169 BEST LAP TIME : 2:50.952 DIFFERENCE : 0.783

LAP	SECTOR 1		SECTOR 2		SECTOR 3		LAP TIME		MPH	DIFF	TIME OF DAY
1 -		61.5	1:55.129	45.6	52.685	62.7	4:09.559		52.80	1:18.607	10:02:02.328
2 -	58.017	99.8	1:26.754	116.3	37.917	77.7	3:02.688		72.13	11.736	10:05:05.016
3 -	54.323	102.4	1:27.448	109.1	37.874	77.9	2:59.645		73.35	8.693	10:08:04.661
4 -	52.945	107.7	1:24.497	117.5	38.324	73.0	2:55.766		74.97	4.814	10:11:00.427
5 -	58.341	93.3	2:29.724	65.9	50.540	73.1	4:18.605		50.95	1:27.653	10:15:19.032
6 -	55.262	98.8	1:24.933	116.3	48.659	77.8	3:08.854		69.77	17.902	10:18:27.886
7 -	OUTLAP			117.9	37.414	76.5	4:21.437		50.40	1:30.485	10:22:49.323
8 -	53.290	105.5	1:24.424	121.5	37.782	76.0	2:55.496		75.08	4.544	10:25:44.819
9 -	52.465	109.1	1:23.496	117.7	36.964	77.6	2:52.925		76.20	1.973	10:28:37.744
10 -	52.334	108.7	1:23.607	122.6	36.677	72.8	2:52.618		76.34	1.666	10:31:30.362
11 -	52.073	***114.1***	1:23.554	120.2	37.610	69.4	2:53.237		76.06	2.285	10:34:23.599
12 -	52.329	107.2	1:24.203	***126.1***	***36.178***	78.4	2:52.710		76.30	1.758	10:37:16.309
13 -	51.634	112.5	1:22.660	123.5	37.087	73.1	2:51.381	**(3)**	76.89	0.429	10:40:07.690
14 -	51.893	103.8	1:22.441	125.4	36.843	77.1	2:51.177	**(2)**	76.98	0.225	10:42:58.867
15 -	52.119	104.5	***1:22.378***	124.9	36.455	75.7	***2:50.952***	**(1)**	***77.08***		***10:45:49.819***
16 -	52.027	108.7	1:23.929	121.7	37.088	***80.8***	2:53.044		76.15	2.092	10:48:42.863
17 -	***51.613***	108.9	1:24.833	123.5	36.876	75.8	2:53.322		76.03	2.370	10:51:36.185

Weather / Track : Rain / Wet

Silverstone GP
Circuit Length = 3.6604 miles
Start: 09:57 Flag 10:49 End: 10:53

Silverstone Classic

Royal Automobile Club Woodcote & Stirling Moss Trophy

RACE 2 - SECTOR ANALYSIS

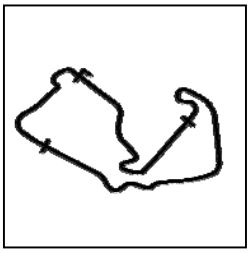

SECTOR 1 = FL to I1, SECTOR 2 = I1 to I2, SECTOR 3 = I2 to FL, DIFF = Difference To Personal Best Lap, P = Crossed Finish Line in Pit Lane, D = Time Disallowed

P13 32 W4 O.LLEWELLYN / T.LLEWELLYN Allard J2

IDEAL LAP TIME : 2:48.094 BEST LAP TIME : 2:48.865 DIFFERENCE : 0.771

LAP	SECTOR 1		SECTOR 2		SECTOR 3		LAP TIME		MPH	DIFF	TIME OF DAY
1 -		65.7	1:52.363	49.8	52.712	70.0	4:16.106		51.45	1:27.241	10:02:08.875
2 -	58.359	97.1	1:28.252	112.9	39.017	79.6	3:05.628		70.99	16.763	10:05:14.503
3 -	53.122	99.4	1:23.018	114.3	37.472	81.2	2:53.612		75.90	4.747	10:08:08.115
4 -	52.470	98.9	1:22.551	109.6	37.995	73.3	2:53.016		76.16	4.151	10:11:01.131
5 -	58.571	90.3	2:30.036	62.3	49.838	80.4	4:18.445		50.98	1:29.580	10:15:19.576
6 -	52.095	107.5	1:22.039	115.3	36.826	83.8	2:50.960		77.08	2.095	10:18:10.536
7 -	52.439	105.5	1:21.965	115.7	36.392	84.0	2:50.796	**(3)**	77.15	1.931	10:21:01.332
8 -	***50.610***	***109.1***	1:22.075	115.5	36.433	79.3	2:49.118	**(2)**	77.92	0.253	10:23:50.450
9 -	51.381	103.0	***1:21.813***	***128.5***	***35.671***	83.3	***2:48.865***	**(1)**	***78.03***		***10:26:39.315***
10 -	OUTLAP			100.3	39.629	79.5	4:32.055		48.43	1:43.190	10:31:11.370
11 -	54.257	92.8	1:25.717	104.3	39.377	81.2	2:59.351		73.47	10.486	10:34:10.721
12 -	53.161	93.9	1:25.334	111.1	39.184	82.3	2:57.679		74.16	8.814	10:37:08.400
13 -	54.078	98.6	1:27.270	109.1	39.045	77.9	3:00.393		73.05	11.528	10:40:08.793
14 -	52.653	106.1	1:23.673	118.3	37.523	83.1	2:53.849		75.80	4.984	10:43:02.642
15 -	52.096	98.2	1:23.937	117.3	38.706	82.0	2:54.739		75.41	5.874	10:45:57.381
16 -	51.509	101.5	1:23.203	108.5	39.403	83.1	2:54.115		75.68	5.250	10:48:51.496
17 -	51.503	106.5	1:24.156	124.7	36.307	***84.2***	2:51.966		76.63	3.101	10:51:43.462

P14 101 W4 Till BECHTOLSHEIMER Allard J2

IDEAL LAP TIME : 2:50.160 BEST LAP TIME : 2:50.897 DIFFERENCE : 0.737

LAP	SECTOR 1		SECTOR 2		SECTOR 3		LAP TIME		MPH	DIFF	TIME OF DAY
1 -		65.8	1:52.409	48.6	52.626	69.7	4:17.224		51.23	1:26.327	10:02:09.993
2 -	59.722	89.4	1:31.631	101.0	40.591	72.7	3:11.944		68.65	21.047	10:05:21.937
3 -	52.917	101.8	1:26.097	117.3	37.740	78.4	2:56.754		74.55	5.857	10:08:18.691
4 -	52.461	100.0	1:24.927	111.8	39.507	78.3	2:56.895		74.49	5.998	10:11:15.586
5 -	56.301	93.7	2:26.471	73.5	49.518	80.5	4:12.290		52.23	1:21.393	10:15:27.876
6 -	53.993	96.0	1:26.308	103.0	38.722	81.0	2:59.023		73.60	8.126	10:18:26.899
7 -	53.063	108.4	1:23.565	113.9	37.420	78.0	2:54.048		75.71	3.151	10:21:20.947
8 -	OUTLAP			114.9	37.004	***81.4***	4:30.536		48.70	1:39.639	10:25:51.483
9 -	52.620	106.8	1:21.997	115.7	37.423	79.5	2:52.040	**(3)**	76.59	1.143	10:28:43.523
10 -	53.028	106.1	1:22.383	115.7	37.473	79.8	2:52.884		76.22	1.987	10:31:36.407
11 -	52.138	105.6	1:23.831	116.9	37.448	78.3	2:53.417		75.98	2.520	10:34:29.824
12 -	53.623	107.7	1:23.458	114.9	37.166	79.0	2:54.247		75.62	3.350	10:37:24.071
13 -	51.737	107.8	***1:21.889***	116.9	37.271	80.2	***2:50.897***	**(1)**	***77.10***		***10:40:14.968***
14 -	53.090	***110.7***	1:22.028	119.6	***36.972***	75.4	2:52.090		76.57	1.193	10:43:07.058
15 -	***51.299***	107.5	1:22.392	***124.0***	37.222	81.2	2:50.913	**(2)**	77.10	0.016	10:45:57.971
16 -	51.772	102.6	1:23.302	117.9	37.316	79.7	2:52.390		76.44	1.493	10:48:50.361
17 -	51.714	103.8	1:25.128	121.3	37.449	78.2	2:54.291		75.60	3.394	10:51:44.652

Weather / Track : Rain / Wet

Silverstone GP
Circuit Length = 3.6604 miles
Start: 09:57 Flag 10:49 End: 10:53

Silverstone Classic

Royal Automobile Club Woodcote & Stirling Moss Trophy

RACE 2 - SECTOR ANALYSIS

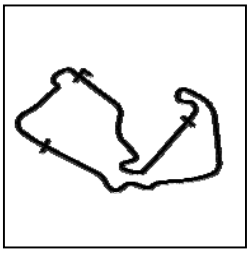

SECTOR 1 = FL to I1, SECTOR 2 = I1 to I2, SECTOR 3 = I2 to FL, DIFF = Difference To Personal Best Lap, P = Crossed Finish Line in Pit Lane, D = Time Disallowed

P15 115 S6I John BURTON Alton Jaguar

IDEAL LAP TIME : 2:52.833 BEST LAP TIME : 2:53.117 DIFFERENCE : 0.284

LAP	SECTOR 1		SECTOR 2		SECTOR 3		LAP TIME	MPH	DIFF	TIME OF DAY
1 -		69.5	1:52.250	47.0	53.585	66.3	4:19.396	50.80	1:26.279	10:02:12.165
2 -	57.974	90.4	1:30.720	105.8	40.843	71.6	3:09.537	69.52	16.420	10:05:21.702
3 -	54.430	101.9	1:26.757	115.9	37.723	79.3	2:58.910	73.65	5.793	10:08:20.612
4 -	54.131	92.1	1:28.208	101.2	40.391	72.0	3:02.730	72.11	9.613	10:11:23.342
5 -	55.078	88.5	2:22.628	75.8	49.708	73.5	4:07.414	53.26	1:14.297	10:15:30.756
6 -	53.482	104.2	1:24.625	113.1	38.648	78.2	2:56.755	74.55	3.638	10:18:27.511
7 -	54.197	96.1	1:24.536	116.3	37.088	78.9	2:55.821	74.95	2.704	10:21:23.332
8 -	OUTLAP			119.6	37.154	78.8	4:23.074	50.09	1:29.957	10:25:46.406
9 -	***52.283***	109.8	1:25.913	118.7	38.618	74.5	2:56.814	74.52	3.697	10:28:43.220
10 -	53.835	104.5	1:24.091	121.5	37.684	76.9	2:55.610	75.04	2.493	10:31:38.830
11 -	52.328	111.4	***1:23.483***	116.7	37.306	78.9	***2:53.117*** **(1)**	***76.12***		***10:34:31.947***
12 -	52.630	109.4	1:25.757	116.3	***37.067***	77.9	2:55.454	75.10	2.337	10:37:27.401
13 -	54.047	***114.3***	1:24.418	119.6	37.464	***80.0***	2:55.929	74.90	2.812	10:40:23.330
14 -	53.263	***114.3***	1:26.200	117.7	37.192	75.5	2:56.655	74.59	3.538	10:43:19.985
15 -	52.476	104.8	1:24.237	120.6	37.761	73.2	2:54.474 **(2)**	75.52	1.357	10:46:14.459
16 -	52.480	109.2	1:25.089	***123.8***	37.736	73.1	2:55.305 **(3)**	75.17	2.188	10:49:09.764
17 -	53.301	104.3	1:26.602	115.7	38.845	62.3	2:58.748	73.72	5.631	10:52:08.512

P16 26 S5 Bernardo HARTOGS Lotus 15 Series

IDEAL LAP TIME : 2:49.412 BEST LAP TIME : 2:51.694 DIFFERENCE : 2.282

LAP	SECTOR 1		SECTOR 2		SECTOR 3		LAP TIME	MPH	DIFF	TIME OF DAY
1 -		62.4	1:54.065	45.6	53.086	66.3	4:11.584	52.37	1:19.890	10:02:04.353
2 -	59.793	92.9	1:30.356	108.5	39.558	75.9	3:09.707	69.46	18.013	10:05:14.060
3 -	55.846	98.2	1:27.239	113.3	37.658	79.7	3:00.743	72.90	9.049	10:08:14.803
4 -	54.041	106.3	1:25.512	111.2	37.539	78.1	2:57.092	74.41	5.398	10:11:11.895
5 -	54.809	93.3	2:29.896	75.1	50.351	78.3	4:15.056	51.66	1:23.362	10:15:26.951
6 -	54.016	96.6	1:25.144	116.3	37.803	77.8	2:56.963	74.46	5.269	10:18:23.914
7 -	OUTLAP			108.0	36.942	77.6	4:37.284	47.52	1:45.590	10:23:01.198
8 -	52.297	112.9	1:23.672	116.7	36.692	73.9	2:52.661 **(3)**	76.32	0.967	10:25:53.859
9 -	52.665	111.8	1:22.658	***122.0***	37.479	75.8	2:52.802	76.25	1.108	10:28:46.661
10 -	52.577	104.3	1:24.384	118.3	36.823	76.7	2:53.784	75.82	2.090	10:31:40.445
11 -	51.507	113.7	1:44.251	121.1	***36.337***	***80.8***	3:12.095	68.60	20.401	10:34:52.540
12 -	51.932	107.5	1:24.821	116.9	36.935	76.5	2:53.688	75.87	1.994	10:37:46.228
13 -	51.958	***116.3***	1:22.871	117.7	37.843	78.2	2:52.672	76.31	0.978	10:40:38.900
14 -	52.178	110.5	***1:22.307***	118.1	39.244	71.1	2:53.729	75.85	2.035	10:43:32.629
15 -	51.989	114.3	1:22.695	121.5	37.253	73.9	2:51.937 **(2)**	76.64	0.243	10:46:24.566
16 -	52.710	113.1	1:23.438	117.1	37.458	78.3	2:53.606	75.90	1.912	10:49:18.172
17 -	***50.768***	106.3	1:24.190	119.6	36.736	77.5	***2:51.694*** **(1)**	***76.75***		***10:52:09.866***

Weather / Track : Rain / Wet

Silverstone GP
Circuit Length = 3.6604 miles
Start: 09:57 Flag 10:49 End: 10:53

Silverstone Classic

Royal Automobile Club Woodcote & Stirling Moss Trophy

RACE 2 - SECTOR ANALYSIS

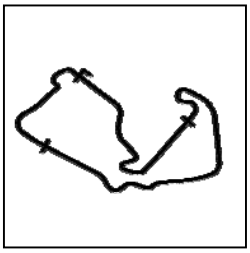

SECTOR 1 = FL to I1, SECTOR 2 = I1 to I2, SECTOR 3 = I2 to FL, DIFF = Difference To Personal Best Lap, P = Crossed Finish Line in Pit Lane, D = Time Disallowed

P17 4 S4 CHAMPION / STRETTON Lotus 11 Le Mans

IDEAL LAP TIME : BEST LAP TIME : 2:51.136 DIFFERENCE :

LAP	SECTOR 1	SECTOR 2	SECTOR 3	LAP TIME	MPH	DIFF	TIME OF DAY
1 -		51.5	53.404	61.6	4:08.549	53.01	1:17.413	10:02:01.318
2 -		110.7	37.235	75.3	3:07.018	70.46	15.882	10:05:08.336
3 -		108.9	37.664	76.8	3:13.823	67.98	22.687	10:08:22.159
4 -		85.4	40.629	65.0	3:04.633	71.37	13.497	10:11:26.792
5 -		72.7	48.689	75.4	4:06.782	53.39	1:15.646	10:15:33.574
6 -		116.1	38.047	76.4	2:57.317	74.31	6.181	10:18:30.891
7 -	***OUTLAP***	106.8	39.105	74.3	4:38.224	47.36	1:47.088	10:23:09.115
8 -		114.9	37.211	75.4	2:58.917	73.65	7.781	10:26:08.032
9 -		112.9	36.198	***81.4***	2:52.127 **(2)**	76.55	0.991	10:29:00.159
10 -		113.7	38.560	77.8	2:53.276	76.05	2.140	10:31:53.435
11 -		116.7	37.509	80.5	2:55.507	75.08	4.371	10:34:48.942
12 -		116.3	36.324	79.6	***2:51.136*** **(1)**	***77.00***		***10:37:40.078***
13 -		115.1	36.615	81.1	2:53.127	76.11	1.991	10:40:33.205
14 -		***118.1***	37.050	78.3	2:52.306	76.47	1.170	10:43:25.511
15 -		115.1	***35.746***	80.4	2:52.182 **(3)**	76.53	1.046	10:46:17.693
16 -		108.2	37.844	76.7	2:55.187	75.22	4.051	10:49:12.880
17 -		115.9	39.532	64.7	3:03.145	71.95	12.009	10:52:16.025

P18 35 S4 Gregory DE PRINS Rejo Mk4

IDEAL LAP TIME : 2:50.968 BEST LAP TIME : 2:52.870 DIFFERENCE : 1.902

LAP	SECTOR 1		SECTOR 2		SECTOR 3		LAP TIME	MPH	DIFF	TIME OF DAY
1 -		60.4	1:54.191	44.5	52.865	66.4	4:11.316	52.43	1:18.446	10:02:04.085
2 -	58.094	94.3	1:27.042	116.1	38.384	75.7	3:03.520	71.80	10.650	10:05:07.605
3 -	53.452	108.2	1:25.253	117.1	37.209	78.3	2:55.914	74.91	3.044	10:08:03.519
4 -	52.191	111.8	1:24.848	118.3	37.970	68.1	2:55.009	75.29	2.139	10:10:58.528
5 -	55.338	92.0	2:32.500	56.7	49.506	73.5	4:17.344	51.20	1:24.474	10:15:15.872
6 -	52.969	***112.4***	1:24.253	118.3	36.894	78.8	2:54.116	75.68	1.246	10:18:09.988
7 -	53.379	96.0	1:26.542	116.9	37.388	78.6	2:57.309	74.32	4.439	10:21:07.297
8 -	OUTLAP			116.3	36.764	76.3	4:26.343	49.47	1:33.473	10:25:33.640
9 -	54.523	108.0	***1:23.551***	***119.1***	***35.775***	77.4	2:53.849 **(3)**	75.80	0.979	10:28:27.489
10 -	1:09.809	93.3	1:25.831	117.7	36.915	68.1	3:12.555	68.43	19.685	10:31:40.044
11 -	53.205	111.4	1:24.639	115.9	36.735	80.7	2:54.579	75.48	1.709	10:34:34.623
12 -	52.561	110.7	1:23.857	117.5	36.759	***81.0***	2:53.177 **(2)**	76.09	0.307	10:37:27.800
13 -	57.103	109.6	1:24.617	115.1	37.598	77.1	2:59.318	73.48	6.448	10:40:27.118
14 -	***51.642***	111.6	1:25.619	116.1	38.015	79.2	2:55.276	75.18	2.406	10:43:22.394
15 -	52.437	110.5	1:24.074	116.1	36.359	78.9	***2:52.870*** **(1)**	***76.22***		***10:46:15.264***
16 -	52.595	110.1	1:24.344	115.1	50.659	71.6	3:07.598	70.24	14.728	10:49:22.862
17 -	53.633	107.3	1:25.269	114.9	36.664	79.0	2:55.566	75.05	2.696	10:52:18.428

Weather / Track : Rain / Wet

Silverstone GP
Circuit Length = 3.6604 miles
Start: 09:57 Flag 10:49 End: 10:53

Silverstone Classic

Royal Automobile Club Woodcote & Stirling Moss Trophy

RACE 2 - SECTOR ANALYSIS

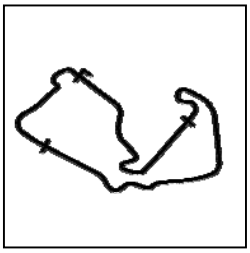

SECTOR 1 = FL to I1, SECTOR 2 = I1 to I2, SECTOR 3 = I2 to FL, DIFF = Difference To Personal Best Lap, P = Crossed Finish Line in Pit Lane, D = Time Disallowed

P19 20 W4 Rudiger FRIEDRICHS Jaguar C-Type

IDEAL LAP TIME : 2:53.489 BEST LAP TIME : 2:54.196 DIFFERENCE : 0.707

LAP	SECTOR 1		SECTOR 2		SECTOR 3		LAP TIME		MPH	DIFF	TIME OF DAY
1 -		65.5	1:55.332	45.9	53.383	67.8	4:14.564		51.76	1:20.368	10:02:07.333
2 -	57.693	96.9	1:31.065	105.3	39.698	75.7	3:08.456		69.92	14.260	10:05:15.789
3 -	54.916	101.5	1:27.414	109.6	38.412	78.6	3:00.742		72.90	6.546	10:08:16.531
4 -	53.872	102.2	1:25.228	125.2	37.791	77.4	2:56.891		74.49	2.695	10:11:13.422
5 -	54.507	95.1	2:29.096	72.7	50.518	76.5	4:14.121		51.85	1:19.925	10:15:27.543
6 -	54.019	106.0	1:25.807	119.8	37.809	79.2	2:57.635		74.18	3.439	10:18:25.178
7 -	OUTLAP			110.3	37.954	78.9	4:37.655		47.46	1:43.459	10:23:02.833
8 -	53.032	98.5	1:26.033	118.7	37.516	79.3	2:56.581		74.62	2.385	10:25:59.414
9 -	53.483	102.7	1:25.928	120.0	37.473	79.2	2:56.884		74.49	2.688	10:28:56.298
10 -	52.658	108.7	1:25.322	118.5	38.939	76.6	2:56.919		74.48	2.723	10:31:53.217
11 -	52.798	108.5	1:24.919	125.2	37.777	78.8	2:55.494		75.08	1.298	10:34:48.711
12 -	53.608	108.2	1:24.181	122.9	37.651	79.1	2:55.440		75.11	1.244	10:37:44.151
13 -	53.112	***112.2***	***1:23.663***	119.6	37.421	79.2	***2:54.196***	**(1)**	***75.64***		***10:40:38.347***
14 -	52.538	***112.2***	1:24.589	***126.3***	37.629	74.6	2:54.756	**(2)**	75.40	0.560	10:43:33.103
15 -	53.001	108.5	1:24.699	116.7	***37.359***	***79.7***	2:55.059	**(3)**	75.27	0.863	10:46:28.162
16 -	***52.467***	105.3	1:26.440	114.5	38.151	78.0	2:57.058		74.42	2.862	10:49:25.220
17 -	53.093	96.5	1:26.935	113.3	38.277	78.3	2:58.305		73.90	4.109	10:52:23.525

P20 10 W3a BOURNE / PAUL Lotus Mk10

IDEAL LAP TIME : 2:52.269 BEST LAP TIME : 2:52.875 DIFFERENCE : 0.606

LAP	SECTOR 1		SECTOR 2		SECTOR 3		LAP TIME		MPH	DIFF	TIME OF DAY
1 -		67.3	1:53.016	45.4	52.342	70.2	4:12.909		52.10	1:20.034	10:02:05.678
2 -	58.606	94.7	1:28.265	119.6	38.247	76.9	3:05.118		71.18	12.243	10:05:10.796
3 -	54.371	105.1	1:27.564	119.8	37.706	77.5	2:59.641		73.35	6.766	10:08:10.437
4 -	53.789	105.8	1:25.427	118.9	37.639	77.0	2:56.855		74.51	3.980	10:11:07.292
5 -	56.673	92.4	2:28.524	75.6	51.062	74.8	4:16.259		51.42	1:23.384	10:15:23.551
6 -	52.861	99.8	1:24.184	***120.6***	37.733	77.4	2:54.778		75.39	1.903	10:18:18.329
7 -	52.480	***111.4***	***1:23.814***	120.0	36.782	***79.6***	2:53.076	**(2)**	76.13	0.201	10:21:11.405
8 -	***51.918***	109.8	1:23.903	118.3	37.054	79.5	***2:52.875***	**(1)**	***76.22***		***10:24:04.280***
9 -	52.075	110.9	1:25.725	116.5	37.201	78.3	2:55.001		75.30	2.126	10:26:59.281
10 -	52.428	107.3	1:24.514	119.8	***36.537***	79.2	2:53.479	**(3)**	75.96	0.604	10:29:52.760
11 -	52.404	109.8	1:24.922	119.1	37.571	79.1	2:54.897		75.34	2.022	10:32:47.657
12 -	OUTLAP			114.1	38.936	73.5	4:33.227		48.23	1:40.352	10:37:20.884
13 -	56.341	106.1	1:27.890	118.1	37.635	79.0	3:01.866		72.45	8.991	10:40:22.750
14 -	53.829	106.3	1:28.228	117.5	39.004	79.5	3:01.061		72.78	8.186	10:43:23.811
15 -	54.683	110.9	1:27.125	115.7	39.312	72.5	3:01.120		72.75	8.245	10:46:24.931
16 -	54.883	105.0	1:28.937	119.1	37.932	78.0	3:01.752		72.50	8.877	10:49:26.683

P21 7 W3a FRIEDRICHS / HADFIELD Aston Martin DB3S

IDEAL LAP TIME : 2:50.413 BEST LAP TIME : 2:50.966 DIFFERENCE : 0.553

LAP	SECTOR 1		SECTOR 2		SECTOR 3		LAP TIME		MPH	DIFF	TIME OF DAY
1 -		68.6	1:51.010	48.2	53.927	66.5	4:19.855		50.71	1:28.889	10:02:12.624
2 -	1:00.371	88.1	1:33.831	97.2	42.101	73.1	3:16.303		67.12	25.337	10:05:28.927
3 -	57.874	91.4	1:30.645	103.5	40.537	77.2	3:09.056		69.70	18.090	10:08:37.983
4 -	55.334	91.5	1:32.506	102.4	41.143	75.4	3:08.983		69.73	18.017	10:11:46.966
5 -	56.459	90.6	2:09.002	63.6	51.427	70.5	3:56.888		55.62	1:05.922	10:15:43.854
6 -	59.084	94.6	1:33.572	99.5	41.187	76.6	3:13.843		67.98	22.877	10:18:57.697
7 -	OUTLAP			118.5	37.081	78.0	4:33.391		48.20	1:42.425	10:23:31.088
8 -	53.760	106.6	1:24.866	118.9	36.601	77.4	2:55.227		75.20	4.261	10:26:26.315
9 -	52.790	105.1	1:25.786	118.9	36.548	***79.3***	2:55.124		75.24	4.158	10:29:21.439
10 -	52.251	111.1	1:23.449	119.6	36.112	79.1	2:51.812	**(2)**	76.69	0.846	10:32:13.251
11 -	***51.522***	110.0	1:24.737	118.7	36.476	77.3	2:52.735		76.28	1.769	10:35:05.986
12 -	51.961	111.8	1:23.007	120.0	***35.998***	77.4	***2:50.966***	**(1)**	***77.07***		***10:37:56.952***
13 -	52.188	110.0	1:23.421	***121.1***	36.212	79.2	2:51.821	**(3)**	76.69	0.855	10:40:48.773
14 -	51.698	109.4	1:24.015	120.0	36.532	76.2	2:52.245		76.50	1.279	10:43:41.018
15 -	53.478	110.9	***1:22.893***	119.4	36.435	78.1	2:52.806		76.25	1.840	10:46:33.824
16 -	51.858	***114.1***	1:24.428	***121.1***	36.886	79.0	2:53.172		76.09	2.206	10:49:26.996

Weather / Track : Rain / Wet

Silverstone GP
Circuit Length = 3.6604 miles
Start: 09:57 Flag 10:49 End: 10:53

Silverstone Classic

Royal Automobile Club Woodcote & Stirling Moss Trophy

RACE 2 - SECTOR ANALYSIS

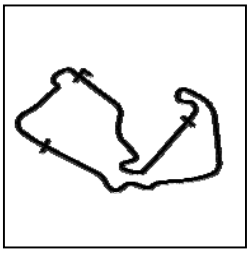

SECTOR 1 = FL to I1, SECTOR 2 = I1 to I2, SECTOR 3 = I2 to FL, DIFF = Difference To Personal Best Lap, P = Crossed Finish Line in Pit Lane, D = Time Disallowed

P22 30 S5I A.SMITH / D.SMITH Cooper Monaco T49

IDEAL LAP TIME : 2:50.718 BEST LAP TIME : 2:51.527 DIFFERENCE : 0.809

LAP	SECTOR 1		SECTOR 2		SECTOR 3		LAP TIME		MPH	DIFF	TIME OF DAY
1 -		63.9	1:54.506	46.5	52.920	70.4	4:10.502		52.60	1:18.975	10:02:03.271
2 -	58.009	99.4	1:26.350	120.9	38.514	77.6	3:02.873		72.05	11.346	10:05:06.144
3 -	55.605	106.5	1:24.457	124.2	36.918	79.9	2:56.980		74.45	5.453	10:08:03.124
4 -	53.780	109.2	1:23.597	***127.3***	38.830	71.1	2:56.207		74.78	4.680	10:10:59.331
5 -	57.202	95.8	2:30.551	61.7	50.263	76.0	4:18.016		51.07	1:26.489	10:15:17.347
6 -	54.255	101.6	1:23.946	123.5	37.047	79.6	2:55.248		75.19	3.721	10:18:12.595
7 -	53.081	108.4	1:23.988	123.1	36.714	***82.4***	2:53.783	**(2)**	75.82	2.256	10:21:06.378
8 -	52.652	112.2	***1:23.036***	126.1	***35.839***	81.9	***2:51.527***	**(1)**	***76.82***		***10:23:57.905***
9 -	***51.843***	***113.9***	1:25.319	121.7	37.159	79.6	2:54.321	**(3)**	75.59	2.794	10:26:52.226
10 -	OUTLAP			99.4	38.460	76.9	4:58.511		44.14	2:06.984	10:31:50.737
11 -	54.272	105.8	1:25.716	110.0	39.274	76.3	2:59.262		73.51	7.735	10:34:49.999
12 -	54.268	110.3	1:26.957	108.2	37.623	79.0	2:58.848		73.68	7.321	10:37:48.847
13 -	53.845	99.5	1:24.522	118.7	37.277	76.5	2:55.644		75.02	4.117	10:40:44.491
14 -	53.830	104.8	1:24.886	114.1	37.625	77.6	2:56.341		74.72	4.814	10:43:40.832
15 -	55.321	106.0	1:26.449	113.7	37.620	77.7	2:59.390		73.45	7.863	10:46:40.222
16 -	55.197	109.6	1:24.820	116.1	37.790	77.6	2:57.807		74.11	6.280	10:49:38.029

P23 137 S4I HAYNES / GIRARDO Lotus 11 Le Mans

IDEAL LAP TIME : 2:51.428 BEST LAP TIME : 2:52.656 DIFFERENCE : 1.228

LAP	SECTOR 1		SECTOR 2		SECTOR 3		LAP TIME		MPH	DIFF	TIME OF DAY
1 -		55.7	1:56.906	51.1	53.252	66.8	4:16.265		51.42	1:23.609	10:02:09.034
2 -	56.802	96.6	1:27.443	117.1	38.519	76.0	3:02.764		72.10	10.108	10:05:11.798
3 -	52.754	107.7	1:24.924	117.1	36.913	74.3	2:54.591		75.47	1.935	10:08:06.389
4 -	52.920	113.3	***1:23.386***	118.9	37.414	67.4	2:53.720	**(3)**	75.85	1.064	10:11:00.109
5 -	57.802	94.3	2:29.747	61.4	50.233	76.8	4:17.782		51.11	1:25.126	10:15:17.891
6 -	53.213	111.1	1:24.086	***120.6***	***36.199***	***80.5***	2:53.498	**(2)**	75.95	0.842	10:18:11.389
7 -	52.708	105.1	1:32.416	118.5	36.274	76.9	3:01.398		72.64	8.742	10:21:12.787
8 -	51.894	***113.5***	1:24.182	119.8	36.580	80.2	***2:52.656***	**(1)**	***76.32***		***10:24:05.443***
9 -	OUTLAP			107.5	40.996	75.3	4:41.674		46.78	1:49.018	10:28:47.117
10 -	56.219	104.8	1:26.853	115.5	39.097	77.3	3:02.169		72.33	9.513	10:31:49.286
11 -	54.489	103.4	1:26.589	117.1	37.855	78.7	2:58.933		73.64	6.277	10:34:48.219
12 -	55.296	109.1	1:28.553	113.1	37.682	77.1	3:01.531		72.59	8.875	10:37:49.750
13 -	54.314	102.6	1:25.103	118.7	37.136	78.7	2:56.553		74.63	3.897	10:40:46.303
14 -	53.162	106.0	1:25.954	108.5	39.135	78.4	2:58.251		73.92	5.595	10:43:44.554
15 -	54.096	96.1	1:28.190	115.3	38.734	78.3	3:01.020		72.79	8.364	10:46:45.574
16 -	53.378	104.3	1:27.455	117.1	44.927	76.9	3:05.760		70.93	13.104	10:49:51.334

P24 17 W4 FISKEN / WAKEMAN Jaguar C-type

IDEAL LAP TIME : 2:54.035 BEST LAP TIME : 2:54.638 DIFFERENCE : 0.603

LAP	SECTOR 1		SECTOR 2		SECTOR 3		LAP TIME		MPH	DIFF	TIME OF DAY
1 -		64.1	1:52.403	51.3	52.943	61.3	4:17.343		51.20	1:22.705	10:02:10.112
2 -	59.081	95.1	1:32.661	106.1	41.109	69.0	3:12.851		68.33	18.213	10:05:22.963
3 -	55.999	100.0	1:29.700	121.7	38.592	77.8	3:04.291		71.50	9.653	10:08:27.254
4 -	54.024	100.4	1:27.177	109.1	39.781	71.4	3:00.982		72.81	6.344	10:11:28.236
5 -	56.235	97.9	2:21.307	74.8	48.879	69.5	4:06.421		53.47	1:11.783	10:15:34.657
6 -	53.404	105.3	1:25.350	122.0	38.635	76.7	2:57.389		74.28	2.751	10:18:32.046
7 -	53.462	100.0	1:27.151	116.1	38.168	75.2	2:58.781		73.70	4.143	10:21:30.827
8 -	53.026	101.5	***1:24.264***	123.5	***37.348***	77.8	***2:54.638***	**(1)**	***75.45***		***10:24:25.465***
9 -	***52.423***	106.6	1:26.128	***124.5***	37.476	73.3	2:56.027	**(2)**	74.86	1.389	10:27:21.492
10 -	53.228	***110.3***	1:26.055	123.1	37.609	***78.0***	2:56.892	**(3)**	74.49	2.254	10:30:18.384
11 -	OUTLAP			97.5	40.789	72.0	4:33.733		48.14	1:39.095	10:34:52.117
12 -	54.964	95.8	1:27.172	102.4	39.815	75.4	3:01.951		72.42	7.313	10:37:54.068
13 -	53.602	98.1	1:26.580	109.4	38.339	72.7	2:58.521		73.81	3.883	10:40:52.589
14 -	54.072	93.4	1:25.682	117.3	37.810	75.4	2:57.564		74.21	2.926	10:43:50.153
15 -	54.515	97.6	1:26.970	112.5	38.303	76.7	2:59.788		73.29	5.150	10:46:49.941
16 -	54.099	100.4	1:28.012	112.9	40.518	77.8	3:02.629		72.15	7.991	10:49:52.570

Weather / Track : Rain / Wet

Silverstone GP
Circuit Length = 3.6604 miles
Start: 09:57 Flag 10:49 End: 10:53

Silverstone Classic

Royal Automobile Club Woodcote & Stirling Moss Trophy

RACE 2 - SECTOR ANALYSIS

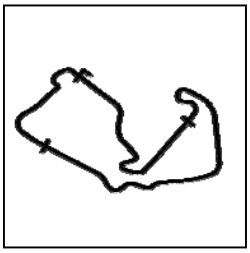

SECTOR 1 = FL to I1, SECTOR 2 = I1 to I2, SECTOR 3 = I2 to FL, DIFF = Difference To Personal Best Lap, P = Crossed Finish Line in Pit Lane, D = Time Disallowed

P25 144 W4a HANSON / POCHCIOL — Jaguar C-type

IDEAL LAP TIME : 2:50.539 BEST LAP TIME : 2:50.918 DIFFERENCE : 0.379

LAP	SECTOR 1		SECTOR 2		SECTOR 3		LAP TIME	MPH	DIFF	TIME OF DAY
1 -		60.4	1:54.305	45.2	52.746	65.4	4:12.319	52.22	1:21.401	10:02:05.088
2 -	57.410	109.1	1:26.842	123.5	37.417	75.4	3:01.669	72.53	10.751	10:05:06.757
3 -	53.526	113.3	1:25.458	122.6	36.545	***77.0***	2:55.529	75.07	4.611	10:08:02.286
4 -	52.320	114.1	1:24.437	123.5	39.314	69.0	2:56.071	74.84	5.153	10:10:58.357
5 -	54.223	83.0	2:32.768	65.4	49.381	74.4	4:16.372	51.40	1:25.454	10:15:14.729
6 -	53.293	***115.9***	1:23.650	***124.7***	***36.181***	75.4	2:53.124 **(3)**	76.11	2.206	10:18:07.853
7 -	51.984	115.7	1:23.483	121.5	36.217	76.2	2:51.684 **(2)**	76.75	0.766	10:20:59.537
8 -	52.342	114.3	1:23.896	123.5	37.019	76.7	2:53.257	76.05	2.339	10:23:52.794
9 -	52.141	***115.9***	***1:22.488***	123.3	36.289	76.6	***2:50.918*** **(1)**	***77.10***		***10:26:43.712***
10 -	OUTLAP			114.7	40.044	68.5	4:31.913	48.46	1:40.995	10:31:15.625
11 -	56.463	105.6	1:30.837	116.1	40.560	66.5	3:07.860	70.14	16.942	10:34:23.485
12 -	56.172	105.8	1:31.180	115.9	40.484	66.9	3:07.836	70.15	16.918	10:37:31.321
13 -	55.584	110.3	1:29.055	120.4	39.824	69.3	3:04.463	71.43	13.545	10:40:35.784
14 -	55.293	110.7	1:30.281	118.9	39.440	69.1	3:05.014	71.22	14.096	10:43:40.798
15 -	56.307	109.1	1:29.106	121.7	39.130	67.0	3:04.543	71.40	13.625	10:46:45.341
16 -	58.146	111.4	1:30.763	120.2	41.205	66.3	3:10.114	69.31	19.196	10:49:55.455

P26 9 W4a EASTICK / JONES — Jaguar D-type

IDEAL LAP TIME : 2:54.064 BEST LAP TIME : 2:55.055 DIFFERENCE : 0.991

LAP	SECTOR 1		SECTOR 2		SECTOR 3		LAP TIME	MPH	DIFF	TIME OF DAY
1 -		65.2	1:51.577	47.9	53.933	65.4	4:15.369	51.60	1:20.314	10:02:08.138
2 -	59.400	89.5	1:30.737	110.3	39.779	74.2	3:09.916	69.38	14.861	10:05:18.054
3 -	54.988	100.7	1:27.989	115.3	39.136	75.4	3:02.113	72.36	7.058	10:08:20.167
4 -	54.232	93.5	1:27.516	102.9	40.077	74.9	3:01.825	72.47	6.770	10:11:21.992
5 -	55.631	89.1	2:21.886	78.7	50.024	72.7	4:07.541	53.23	1:12.486	10:15:29.533
6 -	54.254	100.7	1:28.208	116.3	38.404	76.0	3:00.866	72.85	5.811	10:18:30.399
7 -	54.731	93.8	1:26.491	113.9	38.972	75.4	3:00.194	73.13	5.139	10:21:30.593
8 -	OUTLAP			116.9	37.341	76.0	4:39.534	47.14	1:44.479	10:26:10.127
9 -	53.904	101.2	1:31.817	***122.6***	***37.047***	78.1	3:02.768	72.10	7.713	10:29:12.895
10 -	***52.111***	***114.9***	1:25.895	108.0	38.029	75.3	2:56.035 **(2)**	74.85	0.980	10:32:08.930
11 -	53.321	94.9	1:27.182	112.4	38.395	73.6	2:58.898	73.66	3.843	10:35:07.828
12 -	53.470	96.5	1:26.654	115.3	37.732	74.7	2:57.856	74.09	2.801	10:38:05.684
13 -	55.144	101.9	1:25.683	118.1	37.751	76.2	2:58.578	73.79	3.523	10:41:04.262
14 -	53.105	97.9	1:26.534	116.1	37.874	***78.8***	2:57.513 **(3)**	74.23	2.458	10:44:01.775
15 -	52.543	100.6	***1:24.906***	109.1	37.606	78.4	***2:55.055*** **(1)**	***75.27***		***10:46:56.830***
16 -	52.649	100.4	1:27.717	111.1	38.719	72.7	2:59.085	73.58	4.030	10:49:55.915

P27 155 S4 Timothy DE SILVA — Lotus 11

IDEAL LAP TIME : 2:48.859 BEST LAP TIME : 2:50.669 DIFFERENCE : 1.810

LAP	SECTOR 1		SECTOR 2		SECTOR 3		LAP TIME	MPH	DIFF	TIME OF DAY
1 -		64.7	1:53.596	46.8	53.332	69.4	4:15.141	51.64	1:24.472	10:02:07.910
2 -	57.389	94.9	1:29.132	119.1	38.492	76.4	3:05.013	71.22	14.344	10:05:12.923
3 -	55.335	99.8	1:24.500	122.2	37.116	79.9	2:56.951	74.47	6.282	10:08:09.874
4 -	52.258	106.1	1:22.952	123.5	37.386	70.5	2:52.596	76.35	1.927	10:11:02.470
5 -	58.672	88.6	2:29.631	67.0	49.660	79.1	4:17.963	51.08	1:27.294	10:15:20.433
6 -	52.994	103.4	1:22.973	115.5	37.335	78.7	2:53.302	76.03	2.633	10:18:13.735
7 -	52.234	105.8	1:23.955	122.0	38.882	67.5	2:55.071	75.27	4.402	10:21:08.806
8 -	OUTLAP			***124.0***	36.506	78.9	4:26.392	49.46	1:35.723	10:25:35.198
9 -	2:19.583	98.8	1:22.517	122.2	36.447	79.4	4:18.547	50.96	1:27.878	10:29:53.745
10 -	52.273	103.7	1:24.152	116.9	36.569	80.1	2:52.994	76.17	2.325	10:32:46.739
11 -	52.042	109.8	1:22.666	116.5	37.398	***80.6***	2:52.106	76.56	1.437	10:35:38.845
12 -	52.705	111.2	1:22.096	123.3	***35.868***	79.4	***2:50.669*** **(1)**	***77.21***		***10:38:29.514***
13 -	53.792	110.7	1:22.818	122.9	36.923	77.8	2:53.533	75.93	2.864	10:41:23.047
14 -	52.453	***114.5***	1:24.189	120.9	36.122	79.1	2:52.764	76.27	2.095	10:44:15.811
15 -	52.257	111.8	***1:21.979***	123.3	37.238	79.6	2:51.474 **(3)**	76.85	0.805	10:47:07.285
16 -	***51.012***	111.2	1:22.603	117.5	37.377	79.0	2:50.992 **(2)**	77.06	0.323	10:49:58.277

Weather / Track : Rain / Wet

Silverstone GP
Circuit Length = 3.6604 miles
Start: 09:57 Flag 10:49 End: 10:53

Silverstone Classic

Royal Automobile Club Woodcote & Stirling Moss Trophy

RACE 2 - SECTOR ANALYSIS

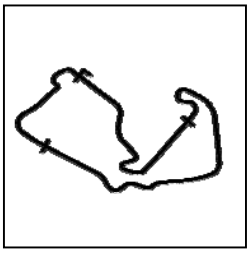

SECTOR 1 = FL to I1, SECTOR 2 = I1 to I2, SECTOR 3 = I2 to FL, DIFF = Difference To Personal Best Lap, P = Crossed Finish Line in Pit Lane, D = Time Disallowed

P28 201 S3I HARRISON / ADCOCK Rejo Mk3

IDEAL LAP TIME : 2:53.652 BEST LAP TIME : 2:55.123 DIFFERENCE : 1.471

LAP	SECTOR 1		SECTOR 2		SECTOR 3		LAP TIME	MPH	DIFF	TIME OF DAY
1 -		70.7	1:50.808	49.2	53.496	63.1	4:20.299	50.62	1:25.176	10:02:13.068
2 -	1:00.948	92.0	1:32.873	112.0	39.149	72.2	3:12.970	68.28	17.847	10:05:26.038
3 -	55.150	99.2	1:28.252	114.3	38.448	76.1	3:01.850	72.46	6.727	10:08:27.888
4 -	54.319	105.5	1:27.126	113.7	39.715	74.7	3:01.160	72.74	6.037	10:11:29.048
5 -	56.210	101.3	2:21.347	75.0	49.374	73.7	4:06.931	53.36	1:11.808	10:15:35.979
6 -	53.976	107.2	1:27.042	116.3	37.123	78.9	2:58.141	73.97	3.018	10:18:34.120
7 -	53.016	109.8	1:26.410	***117.5***	37.989	77.4	2:57.415 **(2)**	74.27	2.292	10:21:31.535
8 -	53.857	108.7	***1:24.601***	116.7	***36.665***	79.3	***2:55.123*** **(1)**	***75.24***		***10:24:26.658***
9 -	***52.386***	***113.3***	1:27.727	115.3	37.783	75.8	2:57.896 **(3)**	74.07	2.773	10:27:24.554
10 -	OUTLAP			112.4	41.994	67.0	4:39.780	47.10	1:44.657	10:32:04.334
11 -	57.658	99.8	1:31.505	115.5	38.023	78.9	3:07.186	70.39	12.063	10:35:11.520
12 -	55.029	105.6	1:26.163	117.3	38.075	73.2	2:59.267	73.50	4.144	10:38:10.787
13 -	53.788	103.2	1:28.830	115.5	38.946	76.4	3:01.564	72.57	6.441	10:41:12.351
14 -	54.658	108.4	1:27.704	115.7	38.558	77.7	3:00.920	72.83	5.797	10:44:13.271
15 -	53.900	105.8	1:27.378	116.9	38.954	75.5	3:00.232	73.11	5.109	10:47:13.503
16 -	53.096	107.3	1:27.064	115.9	38.449	***79.5***	2:58.609	73.78	3.486	10:50:12.112

P29 98 W3a Nick MATTHEWS Austin-Healey 100/4

IDEAL LAP TIME : 2:58.072 BEST LAP TIME : 2:59.115 DIFFERENCE : 1.043

LAP	SECTOR 1		SECTOR 2		SECTOR 3		LAP TIME	MPH	DIFF	TIME OF DAY
1 -		82.7	1:48.951	42.2	53.923	66.7	4:16.737	51.32	1:17.622	10:02:09.506
2 -	59.151	89.4	1:32.171	106.3	41.747	67.9	3:13.069	68.25	13.954	10:05:22.575
3 -	58.848	95.5	1:29.515	107.5	38.245	75.6	3:06.608	70.61	7.493	10:08:29.183
4 -	54.221	104.6	1:28.545	101.2	39.388	73.0	3:02.154	72.34	3.039	10:11:31.337
5 -	54.902	103.2	2:21.750	68.2	48.649	76.1	4:05.301	53.72	1:06.186	10:15:36.638
6 -	54.066	104.0	1:27.259	***109.4***	37.790	74.3	***2:59.115*** **(1)**	***73.57***		***10:18:35.753***
7 -	OUTLAP			107.7	38.065	73.4	4:29.587	48.88	1:30.472	10:23:05.340
8 -	54.289	104.5	1:27.683	105.8	40.015	73.1	3:01.987	72.41	2.872	10:26:07.327
9 -	54.512	105.3	***1:26.783***	106.5	38.108	75.9	2:59.403 **(2)**	73.45	0.288	10:29:06.730
10 -	54.479	101.0	1:28.511	108.4	37.707	74.9	3:00.697	72.92	1.582	10:32:07.427
11 -	55.088	87.3	1:28.669	108.2	38.783	73.2	3:02.540	72.19	3.425	10:35:09.967
12 -	54.407	101.5	1:27.524	107.7	38.002	76.1	2:59.933	73.23	0.818	10:38:09.900
13 -	54.681	103.8	1:29.882	103.8	38.936	74.5	3:03.499	71.81	4.384	10:41:13.399
14 -	54.439	102.9	1:28.480	108.0	37.969	75.5	3:00.888	72.85	1.773	10:44:14.287
15 -	53.705	103.2	1:28.521	108.7	***37.695***	***76.6***	2:59.921	73.24	0.806	10:47:14.208
16 -	***53.594***	***105.6***	1:27.445	108.5	38.551	75.4	2:59.590 **(3)**	73.37	0.475	10:50:13.798

P30 24 W4 J.WARD / C.WARD Jaguar XK120 Ecurie Ecosse

IDEAL LAP TIME : 2:53.413 BEST LAP TIME : 2:54.646 DIFFERENCE : 1.233

LAP	SECTOR 1		SECTOR 2		SECTOR 3		LAP TIME	MPH	DIFF	TIME OF DAY
1 -		69.8	1:51.835	45.3	53.871	65.5	4:20.534	50.57	1:25.888	10:02:13.303
2 -	1:01.367	85.8	1:33.700	101.3	41.906	69.5	3:16.973	66.90	22.327	10:05:30.276
3 -	57.828	94.3	1:30.766	98.6	41.021	72.4	3:09.615	69.49	14.969	10:08:39.891
4 -	58.375	94.5	1:34.773	92.4	41.051	71.0	3:14.199	67.85	19.553	10:11:54.090
5 -	57.627	88.1	2:06.081	44.8	50.374	68.6	3:54.082	56.29	59.436	10:15:48.172
6 -	58.643	99.4	1:31.530	94.7	42.070	70.9	3:12.243	68.54	17.597	10:19:00.415
7 -	58.121	96.1	1:32.706	107.8	39.098	72.9	3:09.925	69.38	15.279	10:22:10.340
8 -	57.427	104.3	1:28.567	108.2	39.590	73.3	3:05.584	71.00	10.938	10:25:15.924
9 -	54.968	101.9	1:27.314	107.2	38.924	74.7	3:01.206	72.72	6.560	10:28:17.130
10 -	OUTLAP			110.3	38.706	76.2	4:28.618	49.05	1:33.972	10:32:45.748
11 -	54.065	98.6	1:25.298	117.1	38.448	75.9	2:57.811	74.11	3.165	10:35:43.559
12 -	53.197	***105.8***	1:25.104	117.7	37.226	76.3	2:55.527	75.07	0.881	10:38:39.086
13 -	53.225	99.8	1:25.615	118.1	37.125	74.8	2:55.965	74.88	1.319	10:41:35.051
14 -	52.544	100.9	1:25.354	113.7	37.571	73.2	2:55.469 **(3)**	75.10	0.823	10:44:30.520
15 -	53.617	102.6	***1:24.059***	***119.6***	***36.970***	76.4	***2:54.646*** **(1)**	***75.45***		***10:47:25.166***
16 -	***52.384***	105.0	1:24.940	113.5	37.477	***78.0***	2:54.801 **(2)**	75.38	0.155	10:50:19.967

Weather / Track : Rain / Wet

Silverstone GP
Circuit Length = 3.6604 miles
Start: 09:57 Flag 10:49 End: 10:53

Silverstone Classic

Royal Automobile Club Woodcote & Stirling Moss Trophy

RACE 2 - SECTOR ANALYSIS

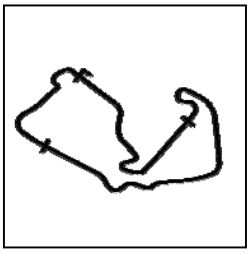

SECTOR 1 = FL to I1, SECTOR 2 = I1 to I2, SECTOR 3 = I2 to FL, DIFF = Difference To Personal Best Lap, P = Crossed Finish Line in Pit Lane, D = Time Disallowed

P31 21 S4 Jason YATES Lotus 11

IDEAL LAP TIME : 2:56.413 BEST LAP TIME : 2:57.245 DIFFERENCE : 0.832

LAP	SECTOR 1		SECTOR 2		SECTOR 3		LAP TIME	MPH	DIFF	TIME OF DAY
1 -		75.2	1:45.341	47.0	53.744	62.3	4:22.212	50.25	1:24.967	10:02:14.981
2 -	1:00.868	87.6	1:33.299	104.0	41.733	70.0	3:15.900	67.26	18.655	10:05:30.881
3 -	57.806	96.1	1:30.909	106.8	40.705	73.1	3:09.420	69.56	12.175	10:08:40.301
4 -	55.864	98.3	1:36.255	94.5	40.109	71.2	3:12.228	68.55	14.983	10:11:52.529
5 -	57.959	93.3	2:06.096	51.7	50.707	70.1	3:54.762	56.13	57.517	10:15:47.291
6 -	58.740	101.6	1:32.453	95.5	40.415	72.0	3:11.608	68.77	14.363	10:18:58.899
7 -	57.085	99.7	1:26.329	108.2	37.672	78.1	3:01.086	72.77	3.841	10:21:59.985
8 -	54.847	102.9	1:26.202	108.2	37.847	77.4	2:58.896	73.66	1.651	10:24:58.881
9 -	***54.142***	103.0	1:26.838	107.3	37.812	76.5	2:58.792	73.70	1.547	10:27:57.673
10 -	54.558	100.4	1:26.926	107.7	38.323	75.4	2:59.807	73.28	2.562	10:30:57.480
11 -	OUTLAP			104.0	38.201	76.2	4:32.684	48.32	1:35.439	10:35:30.164
12 -	54.448	101.6	1:26.652	108.4	37.396	77.7	2:58.496 **(3)**	73.82	1.251	10:38:28.660
13 -	55.304	***105.5***	***1:25.548***	108.0	37.303	***78.8***	2:58.155 **(2)**	73.96	0.910	10:41:26.815
14 -	54.449	98.6	1:28.983	108.2	***36.723***	78.3	3:00.155	73.14	2.910	10:44:26.970
15 -	54.315	101.3	1:25.822	108.4	37.108	77.0	***2:57.245*** **(1)**	***74.34***		***10:47:24.215***
16 -	55.353	104.8	1:25.615	***108.9***	38.216	74.7	2:59.184	73.54	1.939	10:50:23.399

P32 46 S5 Olivier BLANPAIN Cooper Monaco T49

IDEAL LAP TIME : 2:55.790 BEST LAP TIME : 2:56.872 DIFFERENCE : 1.082

LAP	SECTOR 1		SECTOR 2		SECTOR 3		LAP TIME	MPH	DIFF	TIME OF DAY
1 -		71.2	1:50.769	47.8	53.913	65.0	4:21.554	50.38	1:24.682	10:02:14.323
2 -	1:02.139	87.7	1:33.558	94.1	41.697	69.9	3:17.394	66.75	20.522	10:05:31.717
3 -	57.283	96.5	1:30.612	104.3	39.805	73.8	3:07.700	70.20	10.828	10:08:39.417
4 -	55.312	96.6	1:32.410	96.4	40.670	75.5	3:08.392	69.94	11.520	10:11:47.809
5 -	57.225	83.6	2:08.025	62.6	51.735	69.5	3:56.985	55.60	1:00.113	10:15:44.794
6 -	58.321	103.7	1:28.319	104.0	39.286	72.7	3:05.926	70.87	9.054	10:18:50.720
7 -	55.919	100.3	1:26.735	110.1	38.336	76.8	3:00.990	72.80	4.118	10:21:51.710
8 -	55.127	99.2	1:26.511	112.4	38.279	75.1	2:59.917	73.24	3.045	10:24:51.627
9 -	55.933	102.6	1:26.434	110.1	38.382	75.9	3:00.749	72.90	3.877	10:27:52.376
10 -	55.135	100.6	1:25.681	108.0	37.908	77.5	2:58.724	73.73	1.852	10:30:51.100
11 -	54.846	106.6	1:26.790	111.8	37.969	***78.5***	2:59.605	73.37	2.733	10:33:50.705
12 -	OUTLAP			116.1	38.446	75.6	4:35.794	47.78	1:38.922	10:38:26.499
13 -	55.353	107.7	1:32.354	108.5	***37.120***	76.6	3:04.827	71.29	7.955	10:41:31.326
14 -	55.432	102.9	1:25.635	***117.1***	37.519	72.4	2:58.586 **(3)**	73.78	1.714	10:44:29.912
15 -	55.582	102.7	1:24.500	113.9	37.405	78.2	2:57.487 **(2)**	74.24	0.615	10:47:27.399
16 -	***54.240***	***110.0***	***1:24.430***	107.3	38.202	74.2	***2:56.872*** **(1)**	***74.50***		***10:50:24.271***

P33 53 W3 REED / SNOWDON Aston Martin DB2

IDEAL LAP TIME : 2:54.802 BEST LAP TIME : 2:54.906 DIFFERENCE : 0.104

LAP	SECTOR 1		SECTOR 2		SECTOR 3		LAP TIME	MPH	DIFF	TIME OF DAY
1 -		73.7	1:49.062	45.2	53.647	58.7	4:23.095	50.08	1:28.189	10:02:15.864
2 -	1:01.775	86.2	1:33.467	103.8	41.041	70.8	3:16.283	67.13	21.377	10:05:32.147
3 -	57.249	92.9	1:34.142	103.8	39.962	69.6	3:11.353	68.86	16.447	10:08:43.500
4 -	55.657	95.4	1:36.237	89.3	41.743	69.3	3:13.637	68.05	18.731	10:11:57.137
5 -	57.930	92.3	2:05.148	42.5	48.980	65.4	3:52.058	56.78	57.152	10:15:49.195
6 -	58.459	***103.7***	1:31.269	90.1	42.227	66.4	3:11.955	68.65	17.049	10:19:01.150
7 -	55.877	96.5	1:29.348	118.3	39.210	74.4	3:04.435	71.44	9.529	10:22:05.585
8 -	54.831	103.4	1:27.671	115.9	39.714	73.1	3:02.216	72.31	7.310	10:25:07.801
9 -	OUTLAP			108.5	38.873	74.3	4:41.005	46.89	1:46.099	10:29:48.806
10 -	54.632	99.2	1:27.535	110.5	37.655	77.5	2:59.822	73.28	4.916	10:32:48.628
11 -	53.032	98.6	***1:24.958***	116.1	37.808	73.5	2:55.798 **(2)**	74.95	0.892	10:35:44.426
12 -	54.966	101.6	1:25.725	113.3	37.753	70.6	2:58.444	73.84	3.538	10:38:42.870
13 -	53.582	96.6	1:25.231	116.1	37.791	72.9	2:56.604 **(3)**	74.61	1.698	10:41:39.474
14 -	***52.995***	103.4	1:25.062	***119.8***	***36.849***	***78.2***	***2:54.906*** **(1)**	***75.34***		***10:44:34.380***
15 -	53.521	101.3	1:25.637	112.4	37.816	76.7	2:56.974	74.46	2.068	10:47:31.354
16 -	53.108	100.6	1:27.223	116.1	38.421	74.9	2:58.752	73.72	3.846	10:50:30.106

Weather / Track : Rain / Wet

Silverstone GP
Circuit Length = 3.6604 miles
Start: 09:57 Flag 10:49 End: 10:53

Silverstone Classic

Royal Automobile Club Woodcote & Stirling Moss Trophy

RACE 2 - SECTOR ANALYSIS

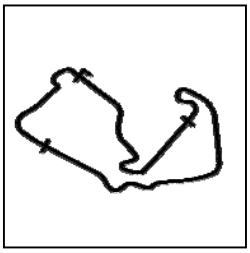

SECTOR 1 = FL to I1, SECTOR 2 = I1 to I2, SECTOR 3 = I2 to FL, DIFF = Difference To Personal Best Lap, P = Crossed Finish Line in Pit Lane, D = Time Disallowed

P34 18 S5I CANNELL / DITHERIDGE — Cooper Monaco T49

IDEAL LAP TIME : 2:56.167 BEST LAP TIME : 2:57.208 DIFFERENCE : 1.041

LAP	SECTOR 1		SECTOR 2		SECTOR 3		LAP TIME		MPH	DIFF	TIME OF DAY
1 -		61.3	1:54.581	44.5	52.968	65.0	4:10.890		52.52	1:13.682	10:02:03.659
2 -	59.927	91.1	1:28.624	115.3	40.514	68.6	3:09.065		69.69	11.857	10:05:12.724
3 -	55.029	93.0	1:27.182	117.7	38.224	***78.7***	3:00.435		73.03	3.227	10:08:13.159
4 -	53.640	104.5	***1:25.104***	117.9	38.464	77.3	***2:57.208***	**(1)**	***74.36***		***10:11:10.367***
5 -	55.571	95.0	2:30.004	74.3	49.724	75.4	4:15.299		51.61	1:18.091	10:15:25.666
6 -	***53.282***	***110.3***	1:26.180	***121.1***	***37.781***	74.9	2:57.243	**(2)**	74.34	0.035	10:18:22.909
7 -	OUTLAP			97.5	41.342	70.5	4:46.024		46.07	1:48.816	10:23:08.933
8 -	58.240	85.2	1:30.615	112.2	40.253	70.2	3:09.108		69.68	11.900	10:26:18.041
9 -	56.632	101.9	1:31.962	98.6	41.090	70.7	3:09.684		69.47	12.476	10:29:27.725
10 -	55.583	100.9	1:31.010	108.7	40.513	69.9	3:07.106		70.42	9.898	10:32:34.831
11 -	55.125	101.0	1:27.723	114.9	39.106	71.4	3:01.954		72.42	4.746	10:35:36.785
12 -	54.855	97.6	1:27.060	120.6	37.868	77.3	2:59.783		73.29	2.575	10:38:36.568
13 -	55.591	94.1	1:27.808	116.3	39.792	66.0	3:03.191		71.93	5.983	10:41:39.759
14 -	54.287	102.9	1:26.974	118.3	39.251	71.8	3:00.512		73.00	3.304	10:44:40.271
15 -	54.436	103.8	1:26.728	117.3	38.260	75.8	2:59.424	**(3)**	73.44	2.216	10:47:39.695
16 -	54.769	101.5	1:29.285	117.7	39.441	70.1	3:03.495		71.81	6.287	10:50:43.190

P35 44 W3a THORNE / BENNETT-BAGGS — Austin-Healey 100/4

IDEAL LAP TIME : 2:56.246 BEST LAP TIME : 2:56.994 DIFFERENCE : 0.748

LAP	SECTOR 1		SECTOR 2		SECTOR 3		LAP TIME		MPH	DIFF	TIME OF DAY
1 -		67.7	1:46.793	46.7	55.327	62.7	4:26.323		49.48	1:29.329	10:02:19.092
2 -	58.142	96.0	1:31.683	109.6	40.488	73.3	3:10.313		69.24	13.319	10:05:29.405
3 -	55.177	96.5	1:28.530	112.5	38.456	77.2	3:02.163		72.34	5.169	10:08:31.568
4 -	54.090	***104.0***	1:27.612	103.4	39.146	73.7	3:00.848		72.86	3.854	10:11:32.416
5 -	56.671	98.9	2:20.035	60.6	50.341	71.9	4:07.047		53.34	1:10.053	10:15:39.463
6 -	53.569	102.1	1:26.742	112.0	37.669	77.5	2:57.980		74.04	0.986	10:18:37.443
7 -	53.284	97.9	1:26.177	112.4	37.890	77.7	2:57.351	**(3)**	74.30	0.357	10:21:34.794
8 -	53.551	103.5	***1:25.921***	111.2	37.522	***78.2***	***2:56.994***	**(1)**	***74.45***		***10:24:31.788***
9 -	53.504	103.0	1:27.104	110.5	38.258	73.4	2:58.866		73.67	1.872	10:27:30.654
10 -	54.307	98.1	1:26.747	113.7	37.956	77.1	2:59.010		73.61	2.016	10:30:29.664
11 -	53.597	94.6	1:26.124	***115.7***	***37.400***	77.2	2:57.121	**(2)**	74.39	0.127	10:33:26.785
12 -	OUTLAP			96.6	42.319	68.6	4:36.894		47.59	1:39.900	10:38:03.679
13 -	1:00.954	94.9	1:33.396	111.4	40.605	68.6	3:14.955		67.59	17.961	10:41:18.634
14 -	59.785	94.5	1:31.523	112.7	40.470	69.1	3:11.778		68.71	14.784	10:44:30.412
15 -	56.751	94.9	1:30.804	113.5	40.244	71.9	3:07.799		70.16	10.805	10:47:38.211
16 -	56.161	102.6	1:31.616	113.7	38.990	74.0	3:06.767		70.55	9.773	10:50:44.978

P36 76 W3a HARRIS / KNIGHT — Austin-Healey 100-4

IDEAL LAP TIME : 2:58.639 BEST LAP TIME : 2:59.748 DIFFERENCE : 1.109

LAP	SECTOR 1		SECTOR 2		SECTOR 3		LAP TIME		MPH	DIFF	TIME OF DAY
1 -		67.1	1:46.008	45.9	54.739	58.2	4:24.935		49.73	1:25.187	10:02:17.704
2 -	1:00.874	90.5	1:34.582	99.4	40.014	68.4	3:15.470		67.41	15.722	10:05:33.174
3 -	57.251	95.8	1:31.534	101.9	39.177	72.7	3:07.962		70.10	8.214	10:08:41.136
4 -	56.651	104.3	1:33.482	106.5	39.975	74.3	3:10.108		69.31	10.360	10:11:51.244
5 -	58.039	94.2	2:06.400	48.9	50.883	67.5	3:55.322		55.99	55.574	10:15:46.566
6 -	59.056	102.1	1:31.782	104.2	39.179	75.0	3:10.017		69.35	10.269	10:18:56.583
7 -	54.931	104.5	1:27.514	110.1	38.167	76.9	3:00.612		72.96	0.864	10:21:57.195
8 -	***54.119***	99.4	***1:26.738***	111.1	39.578	70.4	3:00.435	**(3)**	73.03	0.687	10:24:57.630
9 -	OUTLAP			106.8	41.529	72.1	4:33.486		48.18	1:33.738	10:29:31.116
10 -	57.183	96.9	1:29.329	111.1	38.320	77.4	3:04.832		71.29	5.084	10:32:35.948
11 -	55.287	102.9	1:30.040	108.2	39.177	75.8	3:04.504		71.42	4.756	10:35:40.452
12 -	54.756	101.5	1:27.133	110.7	38.791	75.4	3:00.680		72.93	0.932	10:38:41.132
13 -	54.257	99.8	1:28.056	112.2	37.855	76.0	3:00.168	**(2)**	73.14	0.420	10:41:41.300
14 -	55.628	105.1	1:27.311	110.1	***37.782***	***77.8***	3:00.721		72.91	0.973	10:44:42.021
15 -	54.360	105.6	1:27.595	112.4	37.793	77.3	***2:59.748***	**(1)**	***73.31***		***10:47:41.769***
16 -	54.375	101.9	1:30.289	***114.3***	38.959	77.2	3:03.623		71.76	3.875	10:50:45.392

Weather / Track : Rain / Wet

Silverstone GP
Circuit Length = 3.6604 miles
Start: 09:57 Flag 10:49 End: 10:53

Silverstone Classic

Royal Automobile Club Woodcote & Stirling Moss Trophy

RACE 2 - SECTOR ANALYSIS

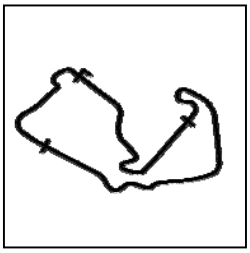

SECTOR 1 = FL to I1, SECTOR 2 = I1 to I2, SECTOR 3 = I2 to FL, DIFF = Difference To Personal Best Lap, P = Crossed Finish Line in Pit Lane, D = Time Disallowed

P37 85 W2 Stephen BOND Lister Bristol Flat Iron

IDEAL LAP TIME : 2:59.012 BEST LAP TIME : 2:59.494 DIFFERENCE : 0.482

LAP	SECTOR 1		SECTOR 2		SECTOR 3		LAP TIME		MPH	DIFF	TIME OF DAY
1 -		73.5	1:50.352	47.9	53.823	60.4	4:22.307		50.23	1:22.813	10:02:15.076
2 -	1:01.853	87.7	1:33.446	98.6	40.872	69.0	3:16.171		67.17	16.677	10:05:31.247
3 -	56.908	100.3	1:30.239	110.7	40.561	70.6	3:07.708		70.20	8.214	10:08:38.955
4 -	56.727	93.9	1:34.347	103.5	40.491	70.4	3:11.565		68.79	12.071	10:11:50.520
5 -	58.208	87.1	2:06.139	51.5	50.982	65.7	3:55.329		55.99	55.835	10:15:45.849
6 -	59.376	98.1	1:32.548	92.6	40.556	73.7	3:12.480		68.46	12.986	10:18:58.329
7 -	54.901	96.8	1:27.889	112.7	38.201	73.9	3:00.991	(3)	72.80	1.497	10:21:59.320
8 -	55.274	99.4	1:30.033	111.4	38.425	75.5	3:03.732		71.72	4.238	10:25:03.052
9 -	55.048	101.8	1:28.357	***113.5***	38.510	74.1	3:01.915		72.43	2.421	10:28:04.967
10 -	54.543	99.8	1:28.211	111.6	38.632	73.9	3:01.386		72.65	1.892	10:31:06.353
11 -	OUTLAP			112.5	38.635	74.0	4:31.637		48.51	1:32.143	10:35:37.990
12 -	55.983	94.7	***1:27.002***	112.9	***37.508***	***76.2***	3:00.493	(2)	73.00	0.999	10:38:38.483
13 -	55.068	95.8	1:28.343	109.8	38.278	73.2	3:01.689		72.52	2.195	10:41:40.172
14 -	55.078	103.8	1:27.788	107.7	38.261	72.4	3:01.127		72.75	1.633	10:44:41.299
15 -	54.567	***105.8***	1:27.082	108.7	37.845	74.4	***2:59.494***	(1)	***73.41***		***10:47:40.793***
16 -	***54.502***	94.2	1:31.672	108.7	39.359	65.6	3:05.533		71.02	6.039	10:50:46.326

P38 450 W3a P.MORTIMER / J.MORTIMER Austin-Healey 100M

IDEAL LAP TIME : 2:53.409 BEST LAP TIME : 2:54.482 DIFFERENCE : 1.073

LAP	SECTOR 1		SECTOR 2		SECTOR 3		LAP TIME		MPH	DIFF	TIME OF DAY
1 -		69.1	1:47.029	55.4	52.876	60.6	4:27.866		49.19	1:33.384	10:02:20.635
2 -	1:01.538	98.8	1:35.560	101.5	40.924	66.3	3:18.022		66.54	23.540	10:05:38.657
3 -	58.002	94.9	1:31.467	107.8	39.942	70.2	3:09.411		69.57	14.929	10:08:48.068
4 -	57.921	96.6	1:32.733	99.1	42.982	65.6	3:13.636		68.05	19.154	10:12:01.704
5 -	1:00.129	89.0	1:59.529	40.0	49.687	68.4	3:49.345		57.45	54.863	10:15:51.049
6 -	OUTLAP			102.1	39.402	67.1	3:43.953		58.84	49.471	10:19:35.002
7 -	OUTLAP			110.1	38.684	75.0	4:46.797		45.94	1:52.315	10:24:21.799
8 -	54.338	105.1	1:28.773	110.3	37.584	77.1	3:00.695		72.92	6.213	10:27:22.494
9 -	54.696	103.7	1:27.360	112.5	38.738	68.4	3:00.794		72.88	6.312	10:30:23.288
10 -	55.918	101.6	1:26.265	111.6	37.290	77.2	2:59.473		73.42	4.991	10:33:22.761
11 -	53.588	104.5	1:25.357	112.2	36.902	76.8	2:55.847		74.93	1.365	10:36:18.608
12 -	52.911	106.3	1:24.783	112.0	***36.788***	77.1	***2:54.482***	(1)	***75.52***		***10:39:13.090***
13 -	52.747	106.0	***1:24.260***	110.5	39.241	72.4	2:56.248		74.76	1.766	10:42:09.338
14 -	53.743	105.6	1:24.417	111.6	37.007	***78.3***	2:55.167	(3)	75.22	0.685	10:45:04.505
15 -	52.766	101.0	1:25.751	***113.7***	37.367	77.4	2:55.884		74.92	1.402	10:48:00.389
16 -	***52.361***	***107.8***	1:25.366	112.0	37.056	77.0	2:54.783	(2)	75.39	0.301	10:50:55.172

P39 199 S2 MCALPINE / KEEN Kurtis 500s Corvette

IDEAL LAP TIME : 2:52.182 BEST LAP TIME : 2:52.305 DIFFERENCE : 0.123

LAP	SECTOR 1		SECTOR 2		SECTOR 3		LAP TIME		MPH	DIFF	TIME OF DAY
1 -		61.7	1:54.534	47.0	55.133	60.2	4:09.087		52.90	1:16.782	10:02:01.856
2 -	1:03.072	87.2	1:32.400	105.1	39.080	77.3	3:14.552		67.73	22.247	10:05:16.408
3 -	54.973	99.8	1:26.416	118.5	***37.423***	80.0	2:58.812	(3)	73.69	6.507	10:08:15.220
4 -	***51.505***	***106.6***	***1:23.254***	109.2	37.546	***80.1***	***2:52.305***	(1)	***76.47***		***10:11:07.525***
5 -	54.551	92.4	2:33.535	67.8	49.522	73.9	4:17.608		51.15	1:25.303	10:15:25.133
6 -	55.361	101.6	1:28.487	101.6	40.612	75.8	3:04.460		71.43	12.155	10:18:29.593
7 -	54.799	103.5	1:23.931	***123.8***	37.604	72.9	2:56.334	(2)	74.73	4.029	10:21:25.927
8 -	OUTLAP			100.4	41.501	67.4	4:57.060		44.36	2:04.755	10:26:22.987
9 -	57.674	87.9	1:31.250	109.4	42.396	67.9	3:11.320		68.87	19.015	10:29:34.307
10 -	56.336	90.4	1:28.069	109.8	39.724	71.7	3:04.129		71.56	11.824	10:32:38.436
11 -	54.736	89.2	1:29.385	106.3	42.974	67.9	3:07.095		70.43	14.790	10:35:45.531
12 -	57.798	92.0	1:31.977	102.9	39.963	72.6	3:09.738		69.45	17.433	10:38:55.269
13 -	55.029	89.9	1:30.249	106.1	39.939	73.0	3:05.217		71.14	12.912	10:42:00.486
14 -	54.093	98.2	1:27.258	113.9	39.530	72.7	3:00.881		72.85	8.576	10:45:01.367
15 -	54.781	89.4	1:29.082	106.1	41.355	72.9	3:05.218		71.14	12.913	10:48:06.585
16 -	56.468	94.5	1:28.470	106.0	39.532	69.9	3:04.470		71.43	12.165	10:51:11.055

Weather / Track : Rain / Wet

Silverstone GP
Circuit Length = 3.6604 miles
Start: 09:57 Flag 10:49 End: 10:53

Silverstone Classic

Royal Automobile Club Woodcote & Stirling Moss Trophy

RACE 2 - SECTOR ANALYSIS

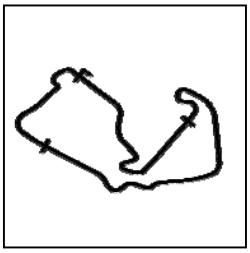

SECTOR 1 = FL to I1, SECTOR 2 = I1 to I2, SECTOR 3 = I2 to FL, DIFF = Difference To Personal Best Lap, P = Crossed Finish Line in Pit Lane, D = Time Disallowed

P40 74 W4 BLAKENEY-EDWARDS / HUNT — HWM Sports Racing

IDEAL LAP TIME : 2:48.811 BEST LAP TIME : 2:48.811 DIFFERENCE : 0.000

LAP	SECTOR 1		SECTOR 2		SECTOR 3		LAP TIME	MPH	DIFF	TIME OF DAY
1 -		64.4	1:54.351	47.5	52.780	63.7	4:09.713	52.77	1:20.902	10:02:02.482
2 -	56.640	92.9	1:26.467	117.9	36.483	80.3	2:59.590	73.37	10.779	10:05:02.072
3 -	51.261	108.2	1:23.155	122.0	36.595	79.9	2:51.011 (2)	77.05	2.200	10:07:53.083
4 -	***50.913***	107.8	***1:21.912***	***124.7***	***35.986***	80.2	***2:48.811*** (1)	***78.06***		***10:10:41.894***
5 -	OUTLAP			107.2	38.511	78.0	5:51.540	37.48	3:02.729	10:16:33.434
6 -	52.078	106.6	1:23.870	120.9	37.039	***81.2***	2:52.987 (3)	76.17	4.176	10:19:26.421
7 -	OUTLAP			97.8	42.194	76.0	4:52.245	45.09	2:03.434	10:24:18.666
8 -	55.089	90.1	1:34.999	103.5	39.210	76.4	3:09.298	69.61	20.487	10:27:27.964
9 -	55.386	95.3	1:27.664	117.1	38.233	76.6	3:01.283	72.69	12.472	10:30:29.247
10 -	52.927	98.2	1:25.468	111.4	38.336	74.4	2:56.731	74.56	7.920	10:33:25.978
11 -	52.196	101.5	1:25.305	107.8	37.794	77.7	2:55.295	75.17	6.484	10:36:21.273
12 -	52.595	102.4	1:27.146	113.9	38.143	76.2	2:57.884	74.08	9.073	10:39:19.157
13 -	53.303	101.9	1:26.487	115.7	38.771	75.4	2:58.561	73.79	9.750	10:42:17.718
14 -	53.120	96.4	1:27.344	111.4	40.051	76.6	3:00.515	73.00	11.704	10:45:18.233
15 -	52.735	101.9	1:26.678	110.9	39.443	78.7	2:58.856	73.67	10.045	10:48:17.089
16 -	53.141	104.8	1:26.119	119.4	37.481	74.4	2:56.741	74.55	7.930	10:51:13.830

P41 88 S6 KENT / OSBORNE — Lister Costin Jaguar

IDEAL LAP TIME : 2:43.183 BEST LAP TIME : 2:43.703 DIFFERENCE : 0.520

LAP	SECTOR 1		SECTOR 2		SECTOR 3		LAP TIME	MPH	DIFF	TIME OF DAY
1 -		75.2	1:56.648	61.0	58.806	51.6	4:04.695	53.85	1:20.992	10:01:57.464
2 -	55.761	123.1	1:20.895	135.0	36.865	76.0	2:53.521	75.94	9.818	10:04:50.985
3 -	51.775	115.9	1:21.933	135.2	36.621	***84.2***	2:50.329	77.36	6.626	10:07:41.314
4 -	50.249	113.5	6:35.749	38.8	49.551	68.4	8:15.549	26.59	5:31.846	10:15:56.863
5 -	54.316	107.5	1:27.927	104.3	40.684	73.8	3:02.927	72.03	19.224	10:18:59.790
6 -	52.989	108.7	1:23.726	125.2	37.523	75.6	2:54.238	75.63	10.535	10:21:54.028
7 -	OUTLAP			126.8	37.027	79.8	4:46.363	46.01	2:02.660	10:26:40.391
8 -	50.552	107.5	1:20.982	123.3	36.803	79.0	2:48.337	78.28	4.634	10:29:28.728
9 -	49.629	123.5	1:19.019	***138.0***	35.610	80.3	2:44.258	80.22	0.555	10:32:12.986
10 -	49.016	122.6	1:19.363	132.8	***35.542***	80.5	2:43.921 (3)	80.39	0.218	10:34:56.907
11 -	49.512	***124.7***	1:20.735	132.8	36.234	81.0	2:46.481	79.15	2.778	10:37:43.388
12 -	49.572	121.3	1:18.748	128.5	35.598	80.4	2:43.918 (2)	80.39	0.215	10:40:27.306
13 -	49.191	117.7	1:19.920	130.8	35.877	82.1	2:44.988	79.87	1.285	10:43:12.294
14 -	***48.966***	124.2	1:19.634	134.2	35.816	80.6	2:44.416	80.14	0.713	10:45:56.710
15 -	49.378	122.0	1:20.023	128.3	36.164	81.9	2:45.565	79.59	1.862	10:48:42.275
16 -	49.455	124.5	***1:18.675***	137.2	35.573	82.9	***2:43.703*** (1)	***80.49***		***10:51:25.978***

P42 23 W4 T. WOOD / B. WOOD — RGS Atlanta

IDEAL LAP TIME : 2:52.815 BEST LAP TIME : 2:53.691 DIFFERENCE : 0.876

LAP	SECTOR 1		SECTOR 2		SECTOR 3		LAP TIME	MPH	DIFF	TIME OF DAY
1 -		60.4	1:47.223	45.0	54.144	66.3	4:24.796	49.76	1:31.105	10:02:17.565
2 -	58.469	91.8	1:30.288	110.0	38.091	79.7	3:06.848	70.52	13.157	10:05:24.413
3 -	55.118	97.3	1:26.139	114.9	37.609	79.3	2:58.866 (3)	73.67	5.175	10:08:23.279
4 -	52.699	94.5	1:29.490	88.1	40.560	73.1	3:02.749	72.10	9.058	10:11:26.028
5 -	54.389	87.6	2:23.312	75.4	48.454	76.7	4:06.155	53.53	1:12.464	10:15:32.183
6 -	52.793	102.1	1:26.059	***116.1***	37.497	80.2	2:56.349 (2)	74.72	2.658	10:18:28.532
7 -	52.856	98.2	***1:24.066***	115.5	***36.769***	***80.6***	***2:53.691*** (1)	***75.86***		***10:21:22.223***
8 -	OUTLAP			96.1	44.775	68.6	4:45.771	46.11	1:52.080	10:26:07.994
9 -	59.082	95.8	1:34.064	97.9	41.208	69.8	3:14.354	67.80	20.663	10:29:22.348
10 -	57.329	87.0	1:31.477	99.2	41.692	74.7	3:10.498	69.17	16.807	10:32:32.846
11 -				102.6	42.385	68.0	3:10.198	69.28	16.507	10:35:43.044
12 -	58.471	90.4	1:34.081	92.4	41.602	74.6	3:14.154	67.87	20.463	10:38:57.198
13 -	58.409	89.8	1:31.744	98.6	43.001	67.9	3:13.154	68.22	19.463	10:42:10.352
14 -				112.7	39.249	71.8	3:10.476	69.18	16.785	10:45:20.828
15 -				101.0	41.918	70.4	3:12.854	68.33	19.163	10:48:33.682
16 -	59.432	94.1	1:35.521	95.0	43.331	67.5	3:18.284	66.45	24.593	10:51:51.966

Weather / Track : Rain / Wet

Silverstone GP
Circuit Length = 3.6604 miles
Start: 09:57 Flag 10:49 End: 10:53

Silverstone Classic

Royal Automobile Club Woodcote & Stirling Moss Trophy

RACE 2 - SECTOR ANALYSIS

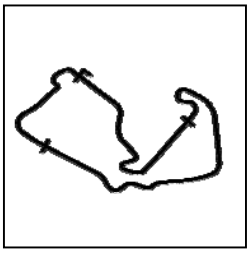

SECTOR 1 = FL to I1, SECTOR 2 = I1 to I2, SECTOR 3 = I2 to FL, DIFF = Difference To Personal Best Lap, P = Crossed Finish Line in Pit Lane, D = Time Disallowed

P43 28 W3 L. HALUSA / M. HALUSA — Maserati 300S

IDEAL LAP TIME : 2:55.676 BEST LAP TIME : 2:56.562 DIFFERENCE : 0.886

LAP	SECTOR 1		SECTOR 2		SECTOR 3		LAP TIME	MPH	DIFF	TIME OF DAY
1 -		67.9	1:52.139	47.3	53.511	68.8	4:14.170	51.84	1:17.608	10:02:06.939
2 -	1:00.201	94.5	1:33.054	100.0	42.267	67.1	3:15.522	67.39	18.960	10:05:22.461
3 -	1:00.016	91.1	1:32.214	105.6	39.857	73.5	3:12.087	68.60	15.525	10:08:34.548
4 -	53.996	95.3	1:27.545	100.0	39.917	75.4	3:01.458	72.62	4.896	10:11:36.006
5 -	55.765	93.2	2:19.259	62.5	51.896	65.7	4:06.920	53.36	1:10.358	10:15:42.926
6 -	56.459	95.4	1:25.492	113.9	37.730	***80.2***	2:59.681 **(3)**	73.33	3.119	10:18:42.607
7 -	54.093	***98.6***	1:26.377	***119.1***	***37.596***	78.8	2:58.066 **(2)**	74.00	1.504	10:21:40.673
8 -	53.304	95.7	***1:25.291***	115.1	37.967	77.6	***2:56.562*** **(1)**	***74.63***		***10:24:37.235***
9 -	OUTLAP			88.1	46.840	66.9	4:56.606	44.42	2:00.044	10:29:33.841
10 -	1:01.569	88.5	1:35.712	99.8	41.024	73.5	3:18.305	66.45	21.743	10:32:52.146
11 -	1:00.770	96.1	1:31.700	109.4	41.827	70.7	3:14.297	67.82	17.735	10:36:06.443
12 -	1:00.356	82.2	1:34.292	101.6	41.749	72.2	3:16.397	67.09	19.835	10:39:22.840
13 -	57.313	97.6	1:29.987	99.8	42.650	72.8	3:09.950	69.37	13.388	10:42:32.790
14 -	58.801	89.2	1:29.303	108.2	41.933	67.3	3:10.037	69.34	13.475	10:45:42.827
15 -	57.207	92.0	1:31.162	100.1	42.492	70.5	3:10.861	69.04	14.299	10:48:53.688
16 -	58.241	85.8	1:30.952	102.7	41.738	70.5	3:10.931	69.01	14.369	10:52:04.619

P44 19 S1 EMMERLING / HOOPER — Elva Mk5

IDEAL LAP TIME : 3:04.072 BEST LAP TIME : 3:05.321 DIFFERENCE : 1.249

LAP	SECTOR 1		SECTOR 2		SECTOR 3		LAP TIME	MPH	DIFF	TIME OF DAY
1 -		70.7	1:46.924	51.4	53.041	61.9	4:26.943	49.36	1:21.622	10:02:19.712
2 -	1:02.093	88.6	1:35.550	100.3	41.816	71.0	3:19.459	66.06	14.138	10:05:39.171
3 -	58.905	87.7	1:33.037	104.2	40.585	70.1	3:12.527	68.44	7.206	10:08:51.698
4 -	57.652	88.5	1:36.196	96.6	41.157	65.7	3:15.005	67.57	9.684	10:12:06.703
5 -	58.997	80.2	1:57.951	34.3	49.020	70.7	3:45.968	58.31	40.647	10:15:52.671
6 -	57.468	***101.9***	1:30.462	96.6	41.135	70.1	3:09.065	69.69	3.744	10:19:01.736
7 -	57.580	98.6	1:29.881	***106.8***	***39.222***	68.4	3:06.683	70.58	1.362	10:22:08.419
8 -	OUTLAP			87.9	44.648	68.6	4:54.135	44.80	1:48.814	10:27:02.554
9 -	1:00.297	92.4	1:34.057	91.8	43.297	72.3	3:17.651	66.67	12.330	10:30:20.205
10 -	1:00.109	89.3	1:32.274	97.8	40.995	74.3	3:13.378	68.14	8.057	10:33:33.583
11 -	57.503	93.9	1:31.828	91.3	41.090	***75.9***	3:10.421	69.20	5.100	10:36:44.004
12 -	56.566	94.9	***1:28.964***	97.5	40.772	75.5	3:06.302 **(2)**	70.73	0.981	10:39:50.306
13 -	56.655	93.7	1:30.671	102.1	39.925	75.8	3:07.251	70.37	1.930	10:42:57.557
14 -	56.018	95.1	1:30.466	101.3	39.985	74.8	3:06.469 **(3)**	70.67	1.148	10:46:04.026
15 -	***55.886***	97.5	1:29.489	98.9	39.946	72.2	***3:05.321*** **(1)**	***71.10***		***10:49:09.347***
16 -	56.931	90.0	1:30.341	99.2	40.815	72.7	3:08.087	70.06	2.766	10:52:17.434

P45 31 W1 Paul GRIFFIN — Connaught ALSR

IDEAL LAP TIME : 3:05.087 BEST LAP TIME : 3:06.292 DIFFERENCE : 1.205

LAP	SECTOR 1		SECTOR 2		SECTOR 3		LAP TIME	MPH	DIFF	TIME OF DAY
1 -		77.0	1:44.443	54.8	52.853	64.5	4:30.471	48.72	1:24.179	10:02:23.240
2 -	1:03.635	81.5	1:35.317	94.3	41.696	68.4	3:20.648	65.67	14.356	10:05:43.888
3 -	57.555	92.4	1:32.327	101.0	40.640	69.5	3:10.522	69.16	4.230	10:08:54.410
4 -	57.416	94.7	1:36.363	89.0	41.897	70.3	3:15.676	67.34	9.384	10:12:10.086
5 -	1:00.027	77.3	1:56.051	32.4	49.527	67.4	3:45.605	58.41	39.313	10:15:55.691
6 -	59.057	92.9	1:32.213	98.8	39.852	70.4	3:11.122	68.94	4.830	10:19:06.813
7 -	OUTLAP			101.6	40.352	70.1	4:43.332	46.51	1:37.040	10:23:50.145
8 -	57.711	98.5	2:02.639	103.7	40.014	69.1	3:40.364	59.80	34.072	10:27:30.509
9 -	56.904	95.5	1:30.967	95.3	41.544	70.5	3:09.415	69.57	3.123	10:30:39.924
10 -	57.425	95.1	1:32.436	***104.8***	40.189	***73.3***	3:10.050	69.33	3.758	10:33:49.974
11 -	59.146	95.3	1:31.636	102.7	40.501	72.8	3:11.283	68.89	4.991	10:37:01.257
12 -	57.570	***100.1***	***1:29.467***	101.0	39.975	65.5	3:07.012 **(2)**	70.46	0.720	10:40:08.269
13 -	56.882	98.8	1:29.968	102.6	39.442	72.1	***3:06.292*** **(1)**	***70.73***		***10:43:14.561***
14 -	***56.179***	97.9	1:31.994	100.1	***39.441***	70.9	3:07.614 **(3)**	70.23	1.322	10:46:22.175
15 -	57.108	97.9	1:32.196	102.2	40.134	68.1	3:09.438	69.56	3.146	10:49:31.613

Weather / Track : Rain / Wet

Silverstone GP
Circuit Length = 3.6604 miles
Start: 09:57 Flag 10:49 End: 10:53

Silverstone Classic

Royal Automobile Club Woodcote & Stirling Moss Trophy

RACE 2 - SECTOR ANALYSIS

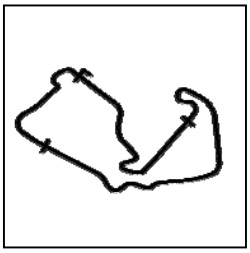

SECTOR 1 = FL to I1, SECTOR 2 = I1 to I2, SECTOR 3 = I2 to FL, DIFF = Difference To Personal Best Lap, P = Crossed Finish Line in Pit Lane, D = Time Disallowed

P46 33 W2 C.PHILLIPS / O.PHILLIPS — Cooper Bristol

IDEAL LAP TIME : 3:09.456 BEST LAP TIME : 3:10.755 DIFFERENCE : 1.299

LAP	SECTOR 1		SECTOR 2		SECTOR 3		LAP TIME	MPH	DIFF	TIME OF DAY
1 -		64.7	1:46.829	55.3	54.059	60.5	4:26.554	49.43	1:15.799	10:02:19.323
2 -	1:01.760	81.4	1:35.311	99.4	41.885	63.7	3:18.956	66.23	8.201	10:05:38.279
3 -	59.366	89.8	1:33.837	101.6	40.882	73.7	3:14.085	67.89	3.330	10:08:52.364
4 -	57.879	86.8	1:37.540	93.0	41.787	68.4	3:17.206	66.82	6.451	10:12:09.570
5 -	59.447	82.5	1:56.107	31.5	49.912	68.4	3:45.466	58.44	34.711	10:15:55.036
6 -	58.416	96.2	1:32.280	98.5	***40.059***	70.6	***3:10.755*** **(1)**	***69.08***		***10:19:05.791***
7 -	OUTLAP			95.3	45.148	65.1	4:51.378	45.22	1:40.623	10:23:57.169
8 -	1:03.549	90.3	1:37.960	101.3	42.629	67.4	3:24.138	64.55	13.383	10:27:21.307
9 -	59.873	97.9	1:35.501	107.2	42.024	69.0	3:17.398	66.75	6.643	10:30:38.705
10 -	57.894	98.2	1:32.254	***110.5***	40.785	73.0	3:10.933 **(2)**	69.01	0.178	10:33:49.638
11 -	58.092	94.5	***1:32.237***	110.3	40.886	***75.0***	3:11.215	68.91	0.460	10:37:00.853
12 -	***57.160***	102.2	1:32.606	102.4	41.185	72.3	3:10.951 **(3)**	69.01	0.196	10:40:11.804
13 -	58.903	***102.7***	1:32.996	108.2	42.450	70.6	3:14.349	67.80	3.594	10:43:26.153
14 -	58.233	99.5	1:33.445	105.6	41.717	70.7	3:13.395	68.13	2.640	10:46:39.548
15 -	58.575	101.9	1:33.330	108.5	44.579	65.3	3:16.484	67.06	5.729	10:49:56.032

P47 58 W3a David STANLEY — Austin-Healey 100 Le Mans

IDEAL LAP TIME : 3:09.233 BEST LAP TIME : 3:10.928 DIFFERENCE : 1.695

LAP	SECTOR 1		SECTOR 2		SECTOR 3		LAP TIME	MPH	DIFF	TIME OF DAY
1 -		67.4	1:47.433	57.8	53.272	61.1	4:30.120	48.78	1:19.192	10:02:22.889
2 -	1:04.506	81.0	1:40.702	92.9	42.736	68.9	3:27.944	63.37	17.016	10:05:50.833
3 -	59.788	91.5	1:36.077	98.2	42.045	70.3	3:17.910	66.58	6.982	10:09:08.743
4 -	59.198	91.6	1:38.443	98.2	43.066	67.0	3:20.707	65.65	9.779	10:12:29.450
5 -	59.607	93.9	1:40.732	60.8	50.288	67.3	3:30.627	62.56	19.699	10:16:00.077
6 -	OUTLAP			94.1	41.972	66.1	4:49.111	45.58	1:38.183	10:20:49.188
7 -	59.600	94.6	1:36.012	92.3	43.687	69.4	3:19.299	66.12	8.371	10:24:08.487
8 -	58.042	96.6	1:35.047	104.0	44.022	62.3	3:17.111	66.85	6.183	10:27:25.598
9 -	1:01.423	95.7	1:34.717	102.6	41.264	70.4	3:17.404	66.75	6.476	10:30:43.002
10 -	58.444	98.2	1:33.248	***106.3***	40.395	70.7	3:12.087 **(3)**	68.60	1.159	10:33:55.089
11 -	57.846	***100.6***	1:33.022	103.0	40.060	70.4	***3:10.928*** **(1)**	***69.01***		***10:37:06.017***
12 -	58.839	97.2	1:33.494	102.6	***39.980***	***73.2***	3:12.313	68.52	1.385	10:40:18.330
13 -	***57.057***	96.8	1:35.400	104.5	42.089	60.3	3:14.546	67.73	3.618	10:43:32.876
14 -	58.223	99.4	***1:32.196***	103.8	41.221	66.2	3:11.640 **(2)**	68.76	0.712	10:46:44.516
15 -	1:00.310	99.4	1:34.232	102.2	41.514	71.0	3:16.056	67.21	5.128	10:50:00.572

P48 118 W3a RAWE / SANZ DE ACEDO — Austin-Healey 100M

IDEAL LAP TIME : BEST LAP TIME : 3:07.756 DIFFERENCE :

LAP	SECTOR 1	SECTOR 2	SECTOR 3		LAP TIME	MPH	DIFF	TIME OF DAY
1 -		60.1	53.695	64.7	4:29.287	48.93	1:21.531	10:02:22.056
2 -		97.6	41.854	70.4	3:18.403	66.41	10.647	10:05:40.459
3 -		96.6	41.945	71.1	3:13.323	68.16	5.567	10:08:53.782
4 -		91.3	42.008	68.1	3:15.105	67.54	7.349	10:12:08.887
5 -		31.0	48.701	71.5	3:44.574	58.67	36.818	10:15:53.461
6 -		93.9	40.674	69.7	3:11.683 **(2)**	68.74	3.927	10:19:05.144
7 -		99.7	***40.223***	***73.5***	***3:07.756*** **(1)**	***70.18***		***10:22:12.900***
8 -	***OUTLAP***	87.0	45.980	58.4	4:58.905	44.08	1:51.149	10:27:11.805
9 -		90.5	44.470	68.4	3:30.369	62.64	22.613	10:30:42.174
10 -		99.5	41.366	71.6	3:19.191	66.15	11.435	10:34:01.365
11 -		***103.8***	40.387	73.3	3:12.892 **(3)**	68.31	5.136	10:37:14.257
12 -		98.8	41.328	73.3	3:15.992	67.23	8.236	10:40:30.249
13 -		91.5	41.902	70.2	3:16.238	67.15	8.482	10:43:46.487
14 -		101.9	40.301	73.4	3:14.128	67.88	6.372	10:47:00.615
15 -		102.2	42.110	72.8	3:14.775	67.65	7.019	10:50:15.390

Weather / Track : Rain / Wet

Silverstone GP
Circuit Length = 3.6604 miles
Start: 09:57 Flag 10:49 End: 10:53

Silverstone Classic

Royal Automobile Club Woodcote & Stirling Moss Trophy

RACE 2 - SECTOR ANALYSIS

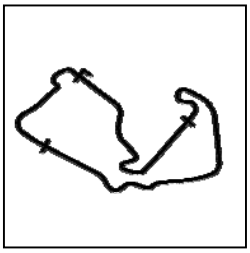

SECTOR 1 = FL to I1, SECTOR 2 = I1 to I2, SECTOR 3 = I2 to FL, DIFF = Difference To Personal Best Lap, P = Crossed Finish Line in Pit Lane, D = Time Disallowed

P49 68 W4 Marc GORDON Jaguar XK140 FHC

IDEAL LAP TIME : 3:10.234 BEST LAP TIME : 3:10.490 DIFFERENCE : 0.256

LAP	SECTOR 1		SECTOR 2		SECTOR 3		LAP TIME	MPH	DIFF	TIME OF DAY
1 -		75.4	1:42.556	58.7	51.695	59.5	4:27.436	49.27	1:16.946	10:02:20.205
2 -	1:04.440	84.0	1:36.695	100.0	41.208	65.8	3:22.343	65.12	11.853	10:05:42.548
3 -	58.415	92.3	1:55.674	97.6	44.442	64.4	3:38.531	60.30	28.041	10:09:21.079
4 -	1:02.065	91.9	1:35.657	96.1	42.678	67.0	3:20.400	65.75	9.910	10:12:41.479
5 -	1:00.848	89.5	1:37.756	86.8	43.101	66.5	3:21.705	65.33	11.215	10:16:03.184
6 -	59.115	93.0	1:33.963	99.8	39.996	66.2	3:13.074	68.25	2.584	10:19:16.258
7 -	***57.927***	93.8	1:34.584	101.8	40.600	68.7	3:13.111	68.23	2.621	10:22:29.369
8 -	OUTLAP			101.9	42.717	65.5	4:42.008	46.72	1:31.518	10:27:11.377
9 -	58.000	96.8	1:32.799	101.0	41.472	63.6	3:12.271 **(3)**	68.53	1.781	10:30:23.648
10 -	58.748	90.5	1:33.075	105.3	40.203	66.5	3:12.026 **(2)**	68.62	1.536	10:33:35.674
11 -	58.183	94.9	***1:32.322***	***105.5***	***39.985***	***69.5***	***3:10.490*** **(1)**	***69.17***		***10:36:46.164***
12 -	59.871	***96.9***	1:33.690	105.0	41.068	65.2	3:14.629	67.70	4.139	10:40:00.793
13 -	1:01.778	85.5	1:42.833	73.5	47.825	50.8	3:32.436	62.03	21.946	10:43:33.229
14 -	1:04.407	87.6	1:42.443	89.7	42.637	66.6	3:29.487	62.90	18.997	10:47:02.716
15 -	1:00.306	96.2	1:37.415	96.8	43.966	62.6	3:21.687	65.33	11.197	10:50:24.403

P50 81 W3al WILSON / REICHMAN Austin-Healey 100/4

IDEAL LAP TIME : 3:05.019 BEST LAP TIME : 3:05.019 DIFFERENCE : 0.000

LAP	SECTOR 1		SECTOR 2		SECTOR 3		LAP TIME	MPH	DIFF	TIME OF DAY
1 -		66.4	1:47.081	59.2	55.362	57.2	4:29.029	48.98	1:24.010	10:02:21.798
2 -	1:04.957	73.9	1:41.030	88.5	45.237	61.2	3:31.224	62.38	26.205	10:05:53.022
3 -	1:02.134	92.5	1:40.525	89.1	45.133	64.6	3:27.792	63.41	22.773	10:09:20.814
4 -	1:03.369	87.1	1:42.989	89.8	45.504	62.1	3:31.862	62.19	26.843	10:12:52.676
5 -	1:03.306	85.7	1:42.963	86.5	44.658	63.3	3:30.927	62.47	25.908	10:16:23.603
6 -	1:03.592	87.3	1:40.972	83.8	44.876	61.0	3:29.440	62.91	24.421	10:19:53.043
7 -	OUTLAP			91.3	42.759	71.8	5:36.240	39.19	2:31.221	10:25:29.283
8 -	59.159	91.8	1:34.304	106.3	40.176	72.1	3:13.639	68.05	8.620	10:28:42.922
9 -	59.034	103.0	1:31.495	106.8	39.538	73.6	3:10.067	69.33	5.048	10:31:52.989
10 -	57.269	***104.2***	1:40.028	107.2	39.257	74.4	3:16.554	67.04	11.535	10:35:09.543
11 -	57.313	94.6	1:30.931	102.9	39.758	***74.6***	3:08.002	70.09	2.983	10:38:17.545
12 -	56.258	87.8	1:30.993	106.8	39.943	72.0	3:07.194 **(3)**	70.39	2.175	10:41:24.739
13 -	56.234	91.4	1:32.191	106.0	39.320	74.3	3:07.745	70.18	2.726	10:44:32.484
14 -	***55.735***	100.4	***1:30.224***	***108.5***	***39.060***	72.4	***3:05.019*** **(1)**	***71.22***		***10:47:37.503***
15 -	56.179	97.3	1:30.239	108.2	40.088	69.1	3:06.506 **(2)**	70.65	1.487	10:50:44.009

P51 3 W2 Steve WARD Frazer Nash Le Mans

IDEAL LAP TIME : 3:17.078 BEST LAP TIME : 3:18.484 DIFFERENCE : 1.406

LAP	SECTOR 1		SECTOR 2		SECTOR 3		LAP TIME	MPH	DIFF	TIME OF DAY
1 -		80.0	1:45.667	71.5	54.215	49.2	4:32.436	48.37	1:13.952	10:02:25.205
2 -	1:03.276	82.3	1:41.431	98.9	44.032	63.0	3:28.739	63.13	10.255	10:05:53.944
3 -	1:02.014	92.4	1:37.959	95.4	42.943	67.9	3:22.916	64.94	4.432	10:09:16.860
4 -	1:00.860	89.9	1:39.541	93.9	43.390	67.3	3:23.791	64.66	5.307	10:12:40.651
5 -	1:00.855	91.0	1:37.677	94.5	42.529	***71.1***	3:21.061	65.54	2.577	10:16:01.712
6 -	1:01.458	91.6	1:36.715	97.8	41.820	68.0	3:19.993	65.89	1.509	10:19:21.705
7 -	1:00.840	94.7	***1:35.579***	94.6	42.065	67.6	***3:18.484*** **(1)**	***66.39***		***10:22:40.189***
8 -	OUTLAP			91.0	42.009	68.4	4:55.910	44.53	1:37.426	10:27:36.099
9 -	***59.989***	92.9	1:37.026	***99.2***	42.509	65.1	3:19.524 **(2)**	66.04	1.040	10:30:55.623
10 -	1:00.901	90.4	1:37.353	93.3	***41.510***	68.8	3:19.764 **(3)**	65.96	1.280	10:34:15.387
11 -	1:00.066	87.1	1:40.631	97.1	42.373	69.1	3:23.070	64.89	4.586	10:37:38.457
12 -	1:03.482	90.3	1:38.502	98.2	42.093	68.0	3:24.077	64.57	5.593	10:41:02.534
13 -	1:02.371	90.8	1:36.917	97.6	42.904	69.1	3:22.192	65.17	3.708	10:44:24.726
14 -	1:00.980	83.9	1:39.021	95.3	42.109	66.5	3:22.110	65.20	3.626	10:47:46.836
15 -	1:01.157	***95.5***	1:37.675	91.8	43.203	68.4	3:22.035	65.22	3.551	10:51:08.871

Weather / Track : Rain / Wet

Silverstone GP
Circuit Length = 3.6604 miles
Start: 09:57 Flag 10:49 End: 10:53

Silverstone Classic

Royal Automobile Club Woodcote & Stirling Moss Trophy

RACE 2 - SECTOR ANALYSIS

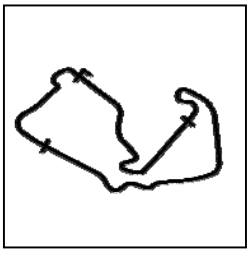

SECTOR 1 = FL to I1, SECTOR 2 = I1 to I2, SECTOR 3 = I2 to FL, DIFF = Difference To Personal Best Lap, P = Crossed Finish Line in Pit Lane, D = Time Disallowed

P52 77 S5 MAHMOUD / BUSTROS — Cooper Monaco T49

IDEAL LAP TIME : 3:07.200 BEST LAP TIME : 3:07.200 DIFFERENCE : 0.000

LAP	SECTOR 1		SECTOR 2		SECTOR 3		LAP TIME	MPH	DIFF	TIME OF DAY
1 -		74.8	1:47.355	53.4	54.737	59.5	4:24.758	49.77	1:17.558	10:02:17.527
2 -	1:02.331	86.5	1:35.527	99.2	42.487	65.5	3:20.345	65.77	13.145	10:05:37.872
3 -	57.996	99.2	1:33.450	***106.5***	40.714	68.1	3:12.160 **(3)**	68.57	4.960	10:08:50.032
4 -	58.208	92.4	1:34.926	104.5	41.479	66.7	3:14.613	67.71	7.413	10:12:04.645
5 -	59.488	87.6	1:58.264	36.4	49.499	63.7	3:47.251	57.98	40.051	10:15:51.896
6 -	59.016	100.7	1:33.125	101.8	39.840	67.9	3:11.981 **(2)**	68.64	4.781	10:19:03.877
7 -	***56.152***	91.6	***1:31.818***	106.3	***39.230***	***71.8***	***3:07.200*** **(1)**	***70.39***		***10:22:11.077***
8 -	OUTLAP			80.5	45.733	66.8	5:28.660	40.09	2:21.460	10:27:39.737
9 -	1:02.879	82.9	1:39.054	98.6	41.308	66.2	3:23.241	64.83	16.041	10:31:02.978
10 -	1:04.633	82.5	1:38.465	96.0	42.525	68.7	3:25.623	64.08	18.423	10:34:28.601
11 -	1:03.624	93.3	1:41.132	91.5	43.308	71.2	3:28.064	63.33	20.864	10:37:56.665
12 -	1:00.506	92.9	1:37.391	93.3	43.609	66.9	3:21.506	65.39	14.306	10:41:18.171
13 -	1:02.511	91.5	1:44.105	86.5	41.698	66.0	3:28.314	63.25	21.114	10:44:46.485
14 -	59.638	87.7	1:36.579	101.8	42.618	70.0	3:18.835	66.27	11.635	10:48:05.320
15 -	1:02.853	96.1	1:37.376	99.2	43.412	66.9	3:23.641	64.71	16.441	10:51:28.961

P53 51 S4 O'CONNELL / WATSON — Lotus 11 Le Mans

IDEAL LAP TIME : 2:43.658 BEST LAP TIME : 2:43.741 DIFFERENCE : 0.083

LAP	SECTOR 1		SECTOR 2		SECTOR 3		LAP TIME	MPH	DIFF	TIME OF DAY
1 -		68.1	1:55.946	56.6	56.478	51.3	4:05.875	53.59	1:22.134	10:01:58.644
2 -	55.710	103.7	1:23.502	122.6	36.094	81.2	2:55.306	75.17	11.565	10:04:53.950
3 -	50.630	112.9	1:21.305	***123.3***	35.872	82.1	2:47.807	78.52	4.066	10:07:41.757
4 -	51.162	112.5	1:20.486	121.7	34.970	78.5	2:46.618	79.08	2.877	10:10:28.375
5 -	1:07.733	45.5	2:42.809	58.1	49.466	80.8	4:40.008	47.06	1:56.267	10:15:08.383
6 -	50.282	116.3	1:19.494	123.1	34.724	***83.8***	2:44.500 **(3)**	80.10	0.759	10:17:52.883
7 -	49.773	116.1	***1:19.485***	122.9	34.730	83.0	2:43.988 **(2)**	80.35	0.247	10:20:36.871
8 -	49.635	116.3	1:19.496	122.6	***34.610***	81.2	***2:43.741*** **(1)**	***80.47***		***10:23:20.612***
9 -	49.914	110.1	1:19.976	123.1	36.043	79.6	2:45.933	79.41	2.192	10:26:06.545
10 -	49.746	115.1	1:20.025	122.2	35.635	61.9	2:45.406	79.66	1.665	10:28:51.951
11 -	51.934	112.7	1:20.360	122.6	35.595	78.4	2:47.889	78.49	4.148	10:31:39.840
12 -	OUTLAP			118.3	39.531	74.5	4:26.758	49.39	1:43.017	10:36:06.598
13 -	52.971	113.5	1:25.357	120.9	36.988	77.4	2:55.316	75.16	11.575	10:39:01.914
14 -	53.102	110.5	1:25.761	118.1	37.220	76.2	2:56.083	74.83	12.342	10:41:57.997
15 -	51.866	112.7	1:24.819	120.6	37.391	74.1	2:54.076	75.70	10.335	10:44:52.073
16 -	52.559	112.2	1:26.115	118.9	37.654	79.2	2:56.328	74.73	12.587	10:47:48.401

P54 16 W3 Christopher JOLLY — Aston Martin DB2

IDEAL LAP TIME : 3:01.344 BEST LAP TIME : 3:02.566 DIFFERENCE : 1.222

LAP	SECTOR 1		SECTOR 2		SECTOR 3		LAP TIME	MPH	DIFF	TIME OF DAY
1 -	OUTLAP	73.9	1:45.676	45.7	57.485	61.2	4:26.073	49.52	1:23.507	10:02:18.842
2 -	1:01.277	93.7	1:35.609	103.2	42.384	65.6	3:19.270	66.13	16.704	10:05:38.112
3 -	58.770	96.5	1:33.574	110.1	40.275	68.1	3:12.619	68.41	10.053	10:08:50.731
4 -	57.855	89.5	1:36.556	104.0	41.032	67.9	3:15.443	67.42	12.877	10:12:06.174
5 -	58.540	83.8	1:58.131	35.0	49.392	67.7	3:46.063	58.29	43.497	10:15:52.237
6 -	57.045	***108.5***	1:30.400	94.2	41.709	68.2	3:09.154	69.66	6.588	10:19:01.391
7 -	57.821	100.4	1:30.474	112.0	39.931	69.9	3:08.226	70.01	5.660	10:22:09.617
8 -	56.088	101.8	1:30.334	114.1	39.629	70.9	3:06.051	70.82	3.485	10:25:15.668
9 -	OUTLAP			113.9	39.664	72.0	4:35.683	47.80	1:33.117	10:29:51.351
10 -	56.087	101.5	1:28.896	***115.5***	***38.245***	73.0	3:03.228 **(2)**	71.92	0.662	10:32:54.579
11 -	56.785	100.6	***1:28.233***	115.1	41.038	72.7	3:06.056	70.82	3.490	10:36:00.635
12 -	55.489	100.4	1:28.419	113.5	39.893	72.9	3:03.801	71.69	1.235	10:39:04.436
13 -	55.371	97.3	1:28.816	110.3	40.455	73.1	3:04.642	71.36	2.076	10:42:09.078
14 -	55.310	96.9	1:28.675	112.5	38.581	***74.4***	***3:02.566*** **(1)**	***72.18***		***10:45:11.644***
15 -	***54.866***	103.2	1:29.592	111.8	38.980	72.0	3:03.438 **(3)**	71.83	0.872	10:48:15.082

Weather / Track : Rain / Wet

Silverstone GP
Circuit Length = 3.6604 miles
Start: 09:57 Flag 10:49 End: 10:53

Silverstone Classic

Royal Automobile Club Woodcote & Stirling Moss Trophy

RACE 2 - SECTOR ANALYSIS

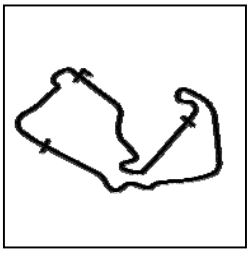

SECTOR 1 = FL to I1, SECTOR 2 = I1 to I2, SECTOR 3 = I2 to FL, DIFF = Difference To Personal Best Lap, P = Crossed Finish Line in Pit Lane, D = Time Disallowed

P55 36 W4a Richard GUY — Jaguar D-type

IDEAL LAP TIME : 2:56.723 BEST LAP TIME : 2:57.662 DIFFERENCE : 0.939

LAP	SECTOR 1		SECTOR 2		SECTOR 3		LAP TIME	MPH	DIFF	TIME OF DAY
1 -		71.8	1:50.648	48.2	54.346	60.5	4:23.348	50.03	1:25.686	10:02:16.117
2 -	1:01.835	91.3	1:33.658	114.7	41.091	68.1	3:16.584	67.03	18.922	10:05:32.701
3 -	56.906	89.3	1:30.978	112.5	40.242	72.7	3:08.126	70.04	10.464	10:08:40.827
4 -	55.426	107.5	1:31.777	101.3	41.097	73.1	3:08.300	69.98	10.638	10:11:49.127
5 -	56.616	79.5	2:08.363	59.4	51.368	65.5	3:56.347	55.75	58.685	10:15:45.474
6 -	58.201	102.2	1:49.806	100.4	38.372	75.7	3:26.379	63.85	28.717	10:19:11.853
7 -	53.394	99.5	1:28.537	119.1	39.701	74.9	3:01.632	72.55	3.970	10:22:13.485
8 -	56.407	106.0	1:28.993	125.9	39.661	73.0	3:05.061	71.20	7.399	10:25:18.546
9 -	OUTLAP			123.1	39.013	72.4	4:55.931	44.52	1:58.269	10:30:14.477
10 -	54.509	106.0	1:26.537	120.0	38.936	74.1	2:59.982	73.21	2.320	10:33:14.459
11 -	53.234	106.1	1:25.982	***127.0***	38.446	***75.8***	***2:57.662*** **(1)**	***74.17***		***10:36:12.121***
12 -	53.674	102.6	1:25.843	116.9	***38.226***	75.7	2:57.743 **(2)**	74.13	0.081	10:39:09.864
13 -	53.157	111.6	***1:25.689***	111.1	42.053	68.3	3:00.899	72.84	3.237	10:42:10.763
14 -	53.487	104.5	1:26.302	123.5	39.452	75.0	2:59.241 **(3)**	73.51	1.579	10:45:10.004

P56 39 W1 BERNBERG / UGO — Cooper T39 Bobtail

IDEAL LAP TIME : 2:58.596 BEST LAP TIME : 2:59.347 DIFFERENCE : 0.751

LAP	SECTOR 1		SECTOR 2		SECTOR 3		LAP TIME	MPH	DIFF	TIME OF DAY
1 -		70.4	1:51.631	44.9	53.711	59.8	4:21.508	50.39	1:22.161	10:02:14.277
2 -	1:00.795	89.7	1:32.637	106.5	40.209	72.3	3:13.641	68.05	14.294	10:05:27.918
3 -	55.209	95.4	1:29.460	113.7	38.341	75.3	3:03.010	72.00	3.663	10:08:30.928
4 -	54.534	101.8	1:29.538	96.8	40.014	69.7	3:04.086	71.58	4.739	10:11:35.014
5 -	55.366	92.0	2:19.755	63.7	50.224	70.1	4:05.345	53.71	1:05.998	10:15:40.359
6 -	55.281	102.4	1:27.773	***114.7***	38.310	75.6	3:01.364 **(3)**	72.65	2.017	10:18:41.723
7 -	54.656	103.7	1:28.472	112.4	38.208	76.2	3:01.336 **(2)**	72.67	1.989	10:21:43.059
8 -	54.406	94.7	***1:27.511***	114.3	***37.430***	***78.1***	***2:59.347*** **(1)**	***73.47***		***10:24:42.406***

P57 133 W3a Paul KENNELLY — Austin-Healey 100M

IDEAL LAP TIME : 3:01.517 BEST LAP TIME : 3:01.789 DIFFERENCE : 0.272

LAP	SECTOR 1		SECTOR 2		SECTOR 3		LAP TIME	MPH	DIFF	TIME OF DAY
1 -	OUTLAP	66.6	1:46.311	51.5	54.673	63.9	4:25.751	49.58	1:23.962	10:02:18.520
2 -	1:02.941	86.3	1:33.522	106.0	40.053	73.5	3:16.516	67.05	14.727	10:05:35.036
3 -	56.384	95.5	1:31.769	107.8	39.060	73.5	3:07.213 **(3)**	70.38	5.424	10:08:42.249
4 -	56.333	95.8	1:35.536	87.2	40.828	71.2	3:12.697	68.38	10.908	10:11:54.946
5 -	57.977	85.7	2:06.118	46.1	49.858	67.7	3:53.953	56.32	52.164	10:15:48.899
6 -	58.660	97.6	1:31.531	90.8	41.818	69.6	3:12.009	68.63	10.220	10:19:00.908
7 -	55.861	98.9	1:28.291	111.2	39.256	74.8	3:03.408 **(2)**	71.84	1.619	10:22:04.316
8 -	55.056	***105.3***	***1:28.134***	***111.6***	***38.599***	***74.9***	***3:01.789*** **(1)**	***72.48***		***10:25:06.105***

P58 37 S5 WALKER / GRIFFITHS — Lotus 15

IDEAL LAP TIME : 2:49.089 BEST LAP TIME : 2:49.198 DIFFERENCE : 0.109

LAP	SECTOR 1		SECTOR 2		SECTOR 3		LAP TIME	MPH	DIFF	TIME OF DAY
1 -	OUTLAP	65.0	1:57.168	55.2	58.782	50.2	4:04.553	53.88	1:15.355	10:01:57.322
2 -	56.539	***113.1***	1:22.463	***125.4***	36.297	76.0	2:55.299 **(3)**	75.17	6.101	10:04:52.621
3 -	***51.372***	112.2	1:23.114	122.2	36.016	76.6	2:50.502 **(2)**	77.28	1.304	10:07:43.123
4 -	51.481	111.2	***1:22.135***	114.3	***35.582***	75.6	***2:49.198*** **(1)**	***77.88***		***10:10:32.321***
5 -	1:04.633	46.4	2:42.440	58.3	50.222	***77.5***	4:37.295	47.52	1:48.097	10:15:09.616

Weather / Track : Rain / Wet

Silverstone GP
Circuit Length = 3.6604 miles
Start: 09:57 Flag 10:49 End: 10:53

Silverstone Classic

Royal Automobile Club Woodcote & Stirling Moss Trophy

RACE 2 - BEST SECTORS

	SECTOR 1			SECTOR 2			SECTOR 3		
POS	NO	NAME	TIME	NO	NAME	TIME	NO	NAME	TIME
1	43	HART	48.908	1	BRYANT	1:18.234	1	BRYANT	34.609
2	1	BRYANT	48.923	43	HART	1:18.322	51	O'CONNELL / WAT	34.610
3	88	KENT / OSBORNE	48.966	88	KENT / OSBORNE	1:18.675	43	HART	34.851
4	8	NUTHALL / WOOD	49.259	8	NUTHALL / WOOD	1:19.122	8	NUTHALL / WOOD	35.087
5	51	O'CONNELL / WAT	49.563	25	GANS	1:19.148	25	GANS	35.272
6	25	GANS	49.856	51	O'CONNELL / WAT	1:19.485	29	AHLERS / BELLING	35.304
7	11	WAKEMAN / BLAKE	50.323	57	ADAMS	1:20.479	57	ADAMS	35.307
8	2	J.PEARSON / G.PE	50.381	170	RATCLIFF	1:20.757	52	SPIERS	35.323
9	57	ADAMS	50.517	11	WAKEMAN / BLAKE	1:20.789	6	URE / WATTS	35.492
10	32	O.LLEWELLYN / T.I	50.610	2	J.PEARSON / G.PE	1:20.899	88	KENT / OSBORNE	35.542
11	170	RATCLIFF	50.667	6	URE / WATTS	1:21.618	37	WALKER / GRIFFIT	35.582
12	26	HARTOGS	50.768	29	AHLERS / BELLING	1:21.656	32	O.LLEWELLYN / T.I	35.671
13	29	AHLERS / BELLING	50.913	32	O.LLEWELLYN / T.I	1:21.813	4	CHAMPION / STRE	35.746
14	74	BLAKENEY-EDWAI	50.913	101	BECHTOLSHEIMEI	1:21.889	35	DE PRINS	35.775
15	155	DE SILVA	51.012	74	BLAKENEY-EDWAI	1:21.912	11	WAKEMAN / BLAKE	35.821
16	6	URE / WATTS	51.085	155	DE SILVA	1:21.979	30	A.SMITH / D.SMITH	35.839
17	101	BECHTOLSHEIMEI	51.299	37	WALKER / GRIFFIT	1:22.135	155	DE SILVA	35.868
18	37	WALKER / GRIFFIT	51.372	26	HARTOGS	1:22.307	74	BLAKENEY-EDWAI	35.986
19	199	MCALPINE / KEEN	51.505	15	WILSON / STRETT	1:22.378	7	FRIEDRICHS / HAD	35.998
20	7	FRIEDRICHS / HAD	51.522	144	HANSON / POCHCI	1:22.488	170	RATCLIFF	36.170
21	15	WILSON / STRETT	51.613	7	FRIEDRICHS / HAD	1:22.893	15	WILSON / STRETT	36.178
22	35	DE PRINS	51.642	30	A.SMITH / D.SMITH	1:23.036	144	HANSON / POCHCI	36.181
23	30	A.SMITH / D.SMITH	51.843	199	MCALPINE / KEEN	1:23.254	137	HAYNES / GIRARD	36.199
24	137	HAYNES / GIRARD	51.843	137	HAYNES / GIRARD	1:23.386	2	J.PEARSON / G.PE	36.265
25	144	HANSON / POCHCI	51.870	115	BURTON	1:23.483	26	HARTOGS	36.337
26	10	BOURNE / PAUL	51.918	35	DE PRINS	1:23.551	10	BOURNE / PAUL	36.537
27	23	T. WOOD / B. WOO	51.980	20	FRIEDRICHS	1:23.663	201	HARRISON / ADCO	36.665
28	9	EASTICK / JONES	52.111	10	BOURNE / PAUL	1:23.814	21	YATES	36.723
29	115	BURTON	52.283	24	J.WARD / C.WARD	1:24.059	23	T. WOOD / B. WOO	36.769
30	450	P.MORTIMER / J.M	52.361	23	T. WOOD / B. WOO	1:24.066	450	P.MORTIMER / J.M	36.788
31	24	J.WARD / C.WARD	52.384	450	P.MORTIMER / J.M	1:24.260	53	REED / SNOWDON	36.849
32	201	HARRISON / ADCO	52.386	17	FISKEN / WAKEMA	1:24.264	24	J.WARD / C.WARD	36.970
33	17	FISKEN / WAKEMA	52.423	46	BLANPAIN	1:24.430	101	BECHTOLSHEIMEI	36.972
34	20	FRIEDRICHS	52.467	201	HARRISON / ADCO	1:24.601	9	EASTICK / JONES	37.047
35	28	L. HALUSA / M. HAI	52.789	9	EASTICK / JONES	1:24.906	115	BURTON	37.067
36	36	GUY	52.808	53	REED / SNOWDON	1:24.958	46	BLANPAIN	37.120
37	44	THORNE / BENNET	52.925	18	CANNELL / DITHEI	1:25.104	17	FISKEN / WAKEMA	37.348
38	53	REED / SNOWDON	52.995	28	L. HALUSA / M. HAI	1:25.291	20	FRIEDRICHS	37.359
39	18	CANNELL / DITHEI	53.282	21	YATES	1:25.548	44	THORNE / BENNET	37.400
40	98	MATTHEWS	53.594	36	GUY	1:25.689	199	MCALPINE / KEEN	37.423
41	39	BERNBERG / UGO	53.655	44	THORNE / BENNET	1:25.921	39	BERNBERG / UGO	37.430
42	76	HARRIS / KNIGHT	54.119	76	HARRIS / KNIGHT	1:26.738	85	BOND	37.508
43	21	YATES	54.142	98	MATTHEWS	1:26.783	28	L. HALUSA / M. HAI	37.596
44	46	BLANPAIN	54.240	85	BOND	1:27.002	98	MATTHEWS	37.695
45	85	BOND	54.502	39	BERNBERG / UGO	1:27.511	18	CANNELL / DITHEI	37.781
46	133	KENNELLY	54.784	133	KENNELLY	1:28.134	76	HARRIS / KNIGHT	37.782
47	16	JOLLY	54.866	16	JOLLY	1:28.233	36	GUY	38.226
48	81	WILSON / REICHM	55.735	19	EMMERLING / HOC	1:28.964	16	JOLLY	38.245
49	19	EMMERLING / HOC	55.886	31	GRIFFIN	1:29.467	133	KENNELLY	38.599
50	77	MAHMOUD / BUST	56.152	81	WILSON / REICHM	1:30.224	81	WILSON / REICHM	39.060
51	31	GRIFFIN	56.179	77	MAHMOUD / BUST	1:31.818	19	EMMERLING / HOC	39.222
52	58	STANLEY	57.057	58	STANLEY	1:32.196	77	MAHMOUD / BUST	39.230
53	33	C.PHILLIPS / O.PHI	57.160	33	C.PHILLIPS / O.PHI	1:32.237	31	GRIFFIN	39.441
54	68	GORDON	57.927	68	GORDON	1:32.322	58	STANLEY	39.980
55	3	WARD	59.989	3	WARD	1:35.579	68	GORDON	39.985
56							33	C.PHILLIPS / O.PHI	40.059
57							118	RAWE / SANZ DE A	40.223
58							3	WARD	41.510

IDEAL / BEST COMPARISON					
POS	NO	NAME	IDEAL	BEST	DIFF
		PERFECT LAP	2:41.751		
1	1	BRYANT	2:41.766	2:42.399	0.633
2	43	HART	2:42.081	2:42.718	0.637
3	88	KENT / OSBORNE	2:43.183	2:43.703	0.520
4	8	NUTHALL / WOOD	2:43.468	2:43.716	0.248
5	51	O'CONNELL / WATSC	2:43.658	2:43.741	0.083
6	25	GANS	2:44.276	2:45.029	0.753
7	57	ADAMS	2:46.303	2:47.209	0.906
8	11	WAKEMAN / BLAKEN	2:46.933	2:48.028	1.095
9	2	J.PEARSON / G.PEAI	2:47.545	2:47.806	0.261
10	170	RATCLIFF	2:47.594	2:48.099	0.505
11	29	AHLERS / BELLINGE	2:47.873	2:48.669	0.796
12	32	O.LLEWELLYN / T.LL	2:48.094	2:48.865	0.771
13	6	URE / WATTS	2:48.195	2:48.573	0.378
14	74	BLAKENEY-EDWARD	2:48.811	2:48.811	0.000
15	155	DE SILVA	2:48.859	2:50.669	1.810
16	37	WALKER / GRIFFITH	2:49.089	2:49.198	0.109
17	26	HARTOGS	2:49.412	2:51.694	2.282
18	101	BECHTOLSHEIMER	2:50.160	2:50.897	0.737
19	15	WILSON / STRETTON	2:50.169	2:50.952	0.783
20	7	FRIEDRICHS / HADF	2:50.413	2:50.966	0.553
21	144	HANSON / POCHCIO	2:50.539	2:50.918	0.379
22	30	A.SMITH / D.SMITH	2:50.718	2:51.527	0.809
23	35	DE PRINS	2:50.968	2:52.870	1.902
24	137	HAYNES / GIRARDO	2:51.428	2:52.656	1.228
25	199	MCALPINE / KEEN	2:52.182	2:52.305	0.123
26	10	BOURNE / PAUL	2:52.269	2:52.875	0.606
27	23	T. WOOD / B. WOOD	2:52.815	2:53.691	0.876
28	115	BURTON	2:52.833	2:53.117	0.284
29	450	P.MORTIMER / J.MOI	2:53.409	2:54.482	1.073
30	24	J.WARD / C.WARD	2:53.413	2:54.646	1.233
31	20	FRIEDRICHS	2:53.489	2:54.196	0.707
32	201	HARRISON / ADCOC	2:53.652	2:55.123	1.471
33	17	FISKEN / WAKEMAN	2:54.035	2:54.638	0.603
34	9	EASTICK / JONES	2:54.064	2:55.055	0.991
35	53	REED / SNOWDON	2:54.802	2:54.906	0.104
36	28	L. HALUSA / M. HALL	2:55.676	2:56.562	0.886
37	46	BLANPAIN	2:55.790	2:56.872	1.082
38	18	CANNELL / DITHERID	2:56.167	2:57.208	1.041
39	44	THORNE / BENNETT	2:56.246	2:56.994	0.748
40	21	YATES	2:56.413	2:57.245	0.832
41	36	GUY	2:56.723	2:57.662	0.939
42	98	MATTHEWS	2:58.072	2:59.115	1.043
43	39	BERNBERG / UGO	2:58.596	2:59.347	0.751
44	76	HARRIS / KNIGHT	2:58.639	2:59.748	1.109
45	85	BOND	2:59.012	2:59.494	0.482
46	16	JOLLY	3:01.344	3:02.566	1.222
47	133	KENNELLY	3:01.517	3:01.789	0.272
48	19	EMMERLING / HOOP	3:04.072	3:05.321	1.249
49	81	WILSON / REICHMAN	3:05.019	3:05.019	0.000
50	31	GRIFFIN	3:05.087	3:06.292	1.205
51	77	MAHMOUD / BUSTR	3:07.200	3:07.200	0.000
52	58	STANLEY	3:09.233	3:10.928	1.695
53	33	C.PHILLIPS / O.PHILL	3:09.456	3:10.755	1.299
54	68	GORDON	3:10.234	3:10.490	0.256
55	3	WARD	3:17.078	3:18.484	1.406
56	118	RAWE / SANZ DE AC		3:07.756	
57	4	CHAMPION / STRETT		2:51.136	
58	52	SPIERS		2:46.825	

Weather / Track : Rain / Wet

Silverstone GP
Circuit Length = 3.6604 miles
Start: 09:57 Flag 10:49 End: 10:53

Results can be found at www.tsl-timing.com

Printed - 10:55 Saturday, 27 July 2019

Silverstone Classic

Royal Automobile Club Woodcote & Stirling Moss Trophy

RACE 2 - BEST SPEEDS

	INTERMEDIATE 1			INTERMEDIATE 2			FINISH LINE		
POS	NO	NAME	MPH	NO	NAME	MPH	NO	NAME	MPH
1	88	KENT / OSBORNE	124.7	88	KENT / OSBORNE	138.0	43	HART	86.3
2	43	HART	123.5	43	HART	137.2	8	NUTHALL / WOOD	84.3
3	25	GANS	122.9	25	GANS	135.2	32	O.LLEWELLYN / T.LLEWELLYN	84.2
4	170	RATCLIFF	120.6	170	RATCLIFF	134.4	88	KENT / OSBORNE	84.2
5	1	BRYANT	120.2	8	NUTHALL / WOOD	133.4	1	BRYANT	83.9
6	2	J.PEARSON / G.PEARSON	117.9	2	J.PEARSON / G.PEARSON	132.6	25	GANS	83.9
7	51	O'CONNELL / WATSON	117.1	52	SPIERS	132.3	51	O'CONNELL / WATSON	83.8
8	11	WAKEMAN / BLAKENEY-EDWAF	116.7	1	BRYANT	130.5	11	WAKEMAN / BLAKENEY-EDWAF	82.8
9	26	HARTOGS	116.3	32	O.LLEWELLYN / T.LLEWELLYN	128.5	52	SPIERS	82.7
10	8	NUTHALL / WOOD	116.1	11	WAKEMAN / BLAKENEY-EDWAF	128.3	30	A.SMITH / D.SMITH	82.4
11	144	HANSON / POCHCIOL	115.9	30	A.SMITH / D.SMITH	127.3	2	J.PEARSON / G.PEARSON	82.3
12	9	EASTICK / JONES	114.9	36	GUY	127.0	57	ADAMS	82.1
13	155	DE SILVA	114.5	20	FRIEDRICHS	126.3	29	AHLERS / BELLINGER	81.6
14	115	BURTON	114.3	15	WILSON / STRETTON	126.1	101	BECHTOLSHEIMER	81.4
15	15	WILSON / STRETTON	114.1	37	WALKER / GRIFFITHS	125.4	4	CHAMPION / STRETTON	81.4
16	7	FRIEDRICHS / HADFIELD	114.1	144	HANSON / POCHCIOL	124.7	74	BLAKENEY-EDWARDS / HUNT	81.2
17	57	ADAMS	113.9	74	BLAKENEY-EDWARDS / HUNT	124.7	35	DE PRINS	81.0
18	30	A.SMITH / D.SMITH	113.9	17	FISKEN / WAKEMAN	124.5	15	WILSON / STRETTON	80.8
19	36	GUY	113.7	101	BECHTOLSHEIMER	124.0	26	HARTOGS	80.8
20	137	HAYNES / GIRARDO	113.5	155	DE SILVA	124.0	155	DE SILVA	80.6
21	201	HARRISON / ADCOCK	113.3	115	BURTON	123.8	23	T. WOOD / B. WOOD	80.6
22	37	WALKER / GRIFFITHS	113.1	199	MCALPINE / KEEN	123.8	137	HAYNES / GIRARDO	80.5
23	29	AHLERS / BELLINGER	112.4	51	O'CONNELL / WATSON	123.3	170	RATCLIFF	80.4
24	35	DE PRINS	112.4	9	EASTICK / JONES	122.6	6	URE / WATTS	80.3
25	20	FRIEDRICHS	112.2	26	HARTOGS	122.0	28	L. HALUSA / M. HALUSA	80.2
26	6	URE / WATTS	111.6	7	FRIEDRICHS / HADFIELD	121.1	199	MCALPINE / KEEN	80.1
27	10	BOURNE / PAUL	111.4	18	CANNELL / DITHERIDGE	121.1	115	BURTON	80.0
28	101	BECHTOLSHEIMER	110.7	10	BOURNE / PAUL	120.6	20	FRIEDRICHS	79.7
29	17	FISKEN / WAKEMAN	110.3	137	HAYNES / GIRARDO	120.6	10	BOURNE / PAUL	79.6
30	18	CANNELL / DITHERIDGE	110.3	57	ADAMS	119.8	201	HARRISON / ADCOCK	79.5
31	46	BLANPAIN	110.0	53	REED / SNOWDON	119.8	7	FRIEDRICHS / HADFIELD	79.3
32	32	O.LLEWELLYN / T.LLEWELLYN	109.1	24	J.WARD / C.WARD	119.6	9	EASTICK / JONES	78.8
33	74	BLAKENEY-EDWARDS / HUNT	108.7	35	DE PRINS	119.1	21	YATES	78.8
34	16	JOLLY	108.5	28	L. HALUSA / M. HALUSA	119.1	18	CANNELL / DITHERIDGE	78.7
35	450	P.MORTIMER / J.MORTIMER	107.8	4	CHAMPION / STRETTON	118.1	46	BLANPAIN	78.5
36	76	HARRIS / KNIGHT	106.6	29	AHLERS / BELLINGER	117.7	450	P.MORTIMER / J.MORTIMER	78.3
37	199	MCALPINE / KEEN	106.6	6	URE / WATTS	117.7	53	REED / SNOWDON	78.2
38	24	J.WARD / C.WARD	105.8	201	HARRISON / ADCOCK	117.5	44	THORNE / BENNETT-BAGGS	78.2
39	85	BOND	105.8	46	BLANPAIN	117.1	39	BERNBERG / UGO	78.1
40	98	MATTHEWS	105.6	23	T. WOOD / B. WOOD	116.1	17	FISKEN / WAKEMAN	78.0
41	21	YATES	105.5	44	THORNE / BENNETT-BAGGS	115.7	24	J.WARD / C.WARD	78.0
42	133	KENNELLY	105.3	16	JOLLY	115.5	76	HARRIS / KNIGHT	77.8
43	39	BERNBERG / UGO	105.0	39	BERNBERG / UGO	114.7	37	WALKER / GRIFFITHS	77.5
44	81	WILSON / REICHMAN	104.2	76	HARRIS / KNIGHT	114.3	144	HANSON / POCHCIOL	77.0
45	44	THORNE / BENNETT-BAGGS	104.0	450	P.MORTIMER / J.MORTIMER	113.7	98	MATTHEWS	76.6
46	53	REED / SNOWDON	103.7	85	BOND	113.5	85	BOND	76.2
47	77	MAHMOUD / BUSTROS	103.5	133	KENNELLY	111.6	19	EMMERLING / HOOPER	75.9
48	33	C.PHILLIPS / O.PHILLIPS	102.7	33	C.PHILLIPS / O.PHILLIPS	110.5	36	GUY	75.8
49	23	T. WOOD / B. WOOD	102.4	98	MATTHEWS	109.4	33	C.PHILLIPS / O.PHILLIPS	75.0
50	19	EMMERLING / HOOPER	101.9	21	YATES	108.9	133	KENNELLY	74.9
51	58	STANLEY	100.6	81	WILSON / REICHMAN	108.5	81	WILSON / REICHMAN	74.6
52	31	GRIFFIN	100.1	19	EMMERLING / HOOPER	106.8	16	JOLLY	74.4
53	28	L. HALUSA / M. HALUSA	98.6	77	MAHMOUD / BUSTROS	106.5	118	RAWE / SANZ DE ACEDO	73.5
54	68	GORDON	96.9	58	STANLEY	106.3	31	GRIFFIN	73.3
55	3	WARD	95.5	68	GORDON	105.5	58	STANLEY	73.2
56				31	GRIFFIN	104.8	77	MAHMOUD / BUSTROS	71.8
57				118	RAWE / SANZ DE ACEDO	103.8	3	WARD	71.1
58				3	WARD	99.2	68	GORDON	69.5

Weather / Track : Rain / Wet

Silverstone GP
Circuit Length = 3.6604 miles
Start: 09:57 Flag 10:49 End: 10:53

Silverstone Classic

Royal Automobile Club Woodcote & Stirling Moss Trophy

RACE 2 - STATISTICS

Competitors Started	58
Planned Start	2019-07-27 @ 09:40:00.000
Actual Start	2019-07-27 @ 09:57:52.769
Finish Time	2019-07-27 @ 10:49:25.421
Track Length	3.6604mi.
Total Laps	909
Total Distance Covered	3327.3924mi.

Session Fastest Lap History

NO	CL	NAME	LAP TIME	TIME OF DAY	LAP	VEHICLE
1	S5	**Oliver BRYANT**	**4:04.434**	10:01:57.150	1	Lotus 15
1	S5	**Oliver BRYANT**	**2:49.487**	10:04:46.694	2	Lotus 15
1	S5	**Oliver BRYANT**	**2:45.357**	10:07:32.052	3	Lotus 15
1	S5	**Oliver BRYANT**	**2:44.569**	10:10:16.621	4	Lotus 15
43	S6	**David HART**	**2:43.410**	10:10:22.858	4	Lister Costin
1	S5	**Oliver BRYANT**	**2:43.182**	10:17:49.283	6	Lotus 15
1	S5	**Oliver BRYANT**	**2:42.966**	10:23:15.652	8	Lotus 15
43	S6	**David HART**	**2:42.718**	10:26:00.698	9	Lister Costin
1	S5	**Oliver BRYANT**	**2:42.399**	10:32:58.532	11	Lotus 15

Session Leader History

NO	CL	NAME	FROM LAP	LAPS LED	DISTANCE	VEHICLE
1	S5	**Oliver BRYANT**	1	9	32.94 miles	Lotus 15
8	S6	**NUTHALL / WOOD**	10	2	7.32 miles	Lister Knobbly
1	S5	**Oliver BRYANT**	12	6	21.96 miles	Lotus 15

Flag History

TYPE	TIME OF DAY
GREEN	09:57:52.769
SAFETY	10:10:13.553
GREEN	10:15:02.668
FINISH	10:49:25.421

Flag Statistics

TYPE	COUNT	TOTAL LAPS	TOTAL TIME
Green	2	16	50:55.736
Red	0	0	0.000
Safety Car	1	1	4:49.114
FCY	0	0	0.000

Silverstone GP
Circuit Length = 3.6604 miles
Start: 09:57 Flag 10:49 End: 10:53

Weather / Track : Rain / Wet

These results are provisional until the conclusion of any judicial and technical matters.

Clerk Of Course :		Timekeeper :

Silverstone Classic

Royal Automobile Club Woodcote & Stirling Moss Trophy

RACE 2 - STATISTICS

CLASS : S5

6 Starters

Fastest Lap History

NO	NAME	LAP TIME	TIME OF DAY	LAP	VEHICLE
1	**Oliver BRYANT**	**4:04.434**	10:01:57.150	1	Lotus 15
1	**Oliver BRYANT**	**2:49.487**	10:04:46.694	2	Lotus 15
1	**Oliver BRYANT**	**2:45.357**	10:07:32.052	3	Lotus 15
1	**Oliver BRYANT**	**2:44.569**	10:10:16.621	4	Lotus 15
1	**Oliver BRYANT**	**2:43.182**	10:17:49.283	6	Lotus 15
1	**Oliver BRYANT**	**2:42.966**	10:23:15.652	8	Lotus 15
1	**Oliver BRYANT**	**2:42.399**	10:32:58.532	11	Lotus 15

Leader History

NO	NAME	FROM LAP	LAPS LED	DISTANCE	VEHICLE
1	**Oliver BRYANT**	1	9	32.94 miles	Lotus 15
25	**Michael GANS**	10	1	3.66 miles	Lotus 15
1	**Oliver BRYANT**	11	7	25.62 miles	Lotus 15

Silverstone GP

Weather / Track : Rain / Wet

Circuit Length = 3.6604 miles

These results are provisional until the conclusion of any judicial and technical matters.

Start: 09:57 Flag 10:49 End: 10:53

Clerk Of Course :		Timekeeper :

Silverstone Classic

Royal Automobile Club Woodcote & Stirling Moss Trophy

RACE 2 - STATISTICS

CLASS : S4

5 Starters

Fastest Lap History

NO	NAME	LAP TIME	TIME OF DAY	LAP	VEHICLE
51	**O'CONNELL / WATSON**	**4:05.875**	10:01:58.670	1	Lotus 11 Le Mans
51	**O'CONNELL / WATSON**	**2:55.306**	10:04:53.969	2	Lotus 11 Le Mans
51	**O'CONNELL / WATSON**	**2:47.807**	10:07:41.775	3	Lotus 11 Le Mans
51	**O'CONNELL / WATSON**	**2:46.618**	10:10:28.396	4	Lotus 11 Le Mans
51	**O'CONNELL / WATSON**	**2:44.500**	10:17:52.901	6	Lotus 11 Le Mans
51	**O'CONNELL / WATSON**	**2:43.988**	10:20:36.890	7	Lotus 11 Le Mans
51	**O'CONNELL / WATSON**	**2:43.741**	10:23:20.632	8	Lotus 11 Le Mans

Leader History

NO	NAME	FROM LAP	LAPS LED	DISTANCE	VEHICLE
51	**O'CONNELL / WATSON**	1	16	58.56 miles	Lotus 11 Le Mans
4	**CHAMPION / STRETTON**	17	1	3.66 miles	Lotus 11 Le Mans

Silverstone GP

Weather / Track : Rain / Wet

Circuit Length = 3.6604 miles

These results are provisional until the conclusion of any judicial and technical matters.

Start: 09:57 Flag 10:49 End: 10:53

Clerk Of Course :		Timekeeper :

Silverstone Classic

Royal Automobile Club Woodcote & Stirling Moss Trophy

RACE 2 - STATISTICS

CLASS : S6

6 Starters

Fastest Lap History

NO	NAME	LAP TIME	TIME OF DAY	LAP	VEHICLE
88	**KENT / OSBORNE**	**4:04.695**	10:01:57.407	1	Lister Costin Jaguar
88	**KENT / OSBORNE**	**2:53.521**	10:04:50.999	2	Lister Costin Jaguar
43	**David HART**	**2:52.878**	10:04:51.258	2	Lister Costin
43	**David HART**	**2:48.188**	10:07:39.448	3	Lister Costin
8	**NUTHALL / WOOD**	**2:47.371**	10:07:40.378	3	Lister Knobbly
43	**David HART**	**2:43.410**	10:10:22.858	4	Lister Costin
43	**David HART**	**2:43.278**	10:23:17.980	8	Lister Costin
43	**David HART**	**2:42.718**	10:26:00.698	9	Lister Costin

Leader History

NO	NAME	FROM LAP	LAPS LED	DISTANCE	VEHICLE
88	**KENT / OSBORNE**	1	2	7.32 miles	Lister Costin Jaguar
43	**David HART**	3	7	25.62 miles	Lister Costin
8	**NUTHALL / WOOD**	10	2	7.32 miles	Lister Knobbly
43	**David HART**	12	6	21.96 miles	Lister Costin

Silverstone GP

Weather / Track : Rain / Wet

Circuit Length = 3.6604 miles

These results are provisional until the conclusion of any judicial and technical matters.

Start: 09:57 Flag 10:49 End: 10:53

Clerk Of Course :		Timekeeper :

Silverstone Classic

Royal Automobile Club Woodcote & Stirling Moss Trophy

RACE 2 - STATISTICS

CLASS : S5I

2 Starters

Fastest Lap History

NO	NAME	LAP TIME	TIME OF DAY	LAP	VEHICLE
30	**A.SMITH / D.SMITH**	**4:10.502**	10:02:03.288	1	Cooper Monaco T49
30	**A.SMITH / D.SMITH**	**3:02.873**	10:05:06.161	2	Cooper Monaco T49
30	**A.SMITH / D.SMITH**	**2:56.980**	10:08:03.140	3	Cooper Monaco T49
30	**A.SMITH / D.SMITH**	**2:56.207**	10:10:59.343	4	Cooper Monaco T49
30	**A.SMITH / D.SMITH**	**2:55.248**	10:18:12.612	6	Cooper Monaco T49
30	**A.SMITH / D.SMITH**	**2:53.783**	10:21:06.394	7	Cooper Monaco T49
30	**A.SMITH / D.SMITH**	**2:51.527**	10:23:57.921	8	Cooper Monaco T49

Leader History

NO	NAME	FROM LAP	LAPS LED	DISTANCE	VEHICLE
30	**A.SMITH / D.SMITH**	1	16	58.56 miles	Cooper Monaco T49

Silverstone GP

Weather / Track : Rain / Wet

Circuit Length = 3.6604 miles

These results are provisional until the conclusion of any judicial and technical matters.

Start: 09:57 Flag 10:49 End: 10:53

Clerk Of Course :		Timekeeper :

Silverstone Classic

Royal Automobile Club Woodcote & Stirling Moss Trophy

RACE 2 - STATISTICS

CLASS : S1

3 Starters

Fastest Lap History

NO	NAME	LAP TIME	TIME OF DAY	LAP	VEHICLE
29	**AHLERS / BELLINGER**	**4:06.631**	10:01:59.395	1	Lola Mk1 Prototype
29	**AHLERS / BELLINGER**	**3:01.778**	10:05:01.187	2	Lola Mk1 Prototype
57	**Ben ADAMS**	**3:01.065**	10:05:05.860	2	Lola Mk1
57	**Ben ADAMS**	**2:53.429**	10:07:59.287	3	Lola Mk1
57	**Ben ADAMS**	**2:51.400**	10:10:50.688	4	Lola Mk1
57	**Ben ADAMS**	**2:49.779**	10:18:02.351	6	Lola Mk1
57	**Ben ADAMS**	**2:47.872**	10:20:50.223	7	Lola Mk1
57	**Ben ADAMS**	**2:47.209**	10:23:37.431	8	Lola Mk1

Leader History

NO	NAME	FROM LAP	LAPS LED	DISTANCE	VEHICLE
29	**AHLERS / BELLINGER**	1	2	7.32 miles	Lola Mk1 Prototype
57	**Ben ADAMS**	3	6	21.96 miles	Lola Mk1
29	**AHLERS / BELLINGER**	9	9	32.94 miles	Lola Mk1 Prototype

Silverstone GP

Weather / Track : Rain / Wet

Circuit Length = 3.6604 miles

These results are provisional until the conclusion of any judicial and technical matters.

Start: 09:57 Flag 10:49 End: 10:53

Clerk Of Course :		Timekeeper :

Silverstone Classic

Royal Automobile Club Woodcote & Stirling Moss Trophy

RACE 2 - STATISTICS

CLASS : S6I

1 Starters

Fastest Lap History

NO	NAME	LAP TIME	TIME OF DAY	LAP	VEHICLE
115	**John BURTON**	**4:19.396**	10:02:12.192	1	Alton Jaguar
115	**John BURTON**	**3:09.537**	10:05:21.726	2	Alton Jaguar
115	**John BURTON**	**2:58.910**	10:08:20.634	3	Alton Jaguar
115	**John BURTON**	**2:56.755**	10:18:27.534	6	Alton Jaguar
115	**John BURTON**	**2:55.821**	10:21:23.355	7	Alton Jaguar
115	**John BURTON**	**2:55.610**	10:31:38.853	10	Alton Jaguar
115	**John BURTON**	**2:53.117**	10:34:31.968	11	Alton Jaguar

Leader History

NO	NAME	FROM LAP	LAPS LED	DISTANCE	VEHICLE
115	**John BURTON**	1	17	62.22 miles	Alton Jaguar

Silverstone GP

Weather / Track : Rain / Wet

Circuit Length = 3.6604 miles

These results are provisional until the conclusion of any judicial and technical matters.

Start: 09:57 Flag 10:49 End: 10:53

Clerk Of Course :		Timekeeper :

Silverstone Classic

Royal Automobile Club Woodcote & Stirling Moss Trophy

RACE 2 - STATISTICS

CLASS : S4I

1 Starters

Fastest Lap History

NO	NAME	LAP TIME	TIME OF DAY	LAP	VEHICLE
137	**HAYNES / GIRARDO**	**4:16.265**	10:02:09.034	1	Lotus 11 Le Mans
137	**HAYNES / GIRARDO**	**3:02.764**	10:05:11.885	2	Lotus 11 Le Mans
137	**HAYNES / GIRARDO**	**2:54.591**	10:08:06.477	3	Lotus 11 Le Mans
137	**HAYNES / GIRARDO**	**2:53.720**	10:11:00.208	4	Lotus 11 Le Mans
137	**HAYNES / GIRARDO**	**2:53.498**	10:18:11.473	6	Lotus 11 Le Mans
137	**HAYNES / GIRARDO**	**2:52.656**	10:24:05.526	8	Lotus 11 Le Mans

Leader History

NO	NAME	FROM LAP	LAPS LED	DISTANCE	VEHICLE
137	**HAYNES / GIRARDO**	1	16	58.56 miles	Lotus 11 Le Mans

Silverstone GP

Weather / Track : Rain / Wet

Circuit Length = 3.6604 miles

These results are provisional until the conclusion of any judicial and technical matters.

Start: 09:57 Flag 10:49 End: 10:53

Clerk Of Course :		Timekeeper :

Silverstone Classic

Royal Automobile Club Woodcote & Stirling Moss Trophy

RACE 2 - STATISTICS

CLASS : S2

1 Starters

Fastest Lap History

NO	NAME	LAP TIME	TIME OF DAY	LAP	VEHICLE
199	**MCALPINE / KEEN**	**4:09.087**	10:02:01.882	1	Kurtis 500s Corvette
199	**MCALPINE / KEEN**	**3:14.552**	10:05:16.430	2	Kurtis 500s Corvette
199	**MCALPINE / KEEN**	**2:58.812**	10:08:15.240	3	Kurtis 500s Corvette
199	**MCALPINE / KEEN**	**2:52.305**	10:11:07.545	4	Kurtis 500s Corvette

Leader History

NO	NAME	FROM LAP	LAPS LED	DISTANCE	VEHICLE
199	**MCALPINE / KEEN**	1	16	58.56 miles	Kurtis 500s Corvette

Silverstone GP

Weather / Track : Rain / Wet

Circuit Length = 3.6604 miles

These results are provisional until the conclusion of any judicial and technical matters.

Start: 09:57 Flag 10:49 End: 10:53

Clerk Of Course :		Timekeeper :

Silverstone Classic

Royal Automobile Club Woodcote & Stirling Moss Trophy

RACE 2 - STATISTICS

CLASS : S3I

1 Starters

Fastest Lap History

NO	NAME	LAP TIME	TIME OF DAY	LAP	VEHICLE
201	**HARRISON / ADCOCK**	**4:20.299**	10:02:13.067	1	Rejo Mk3
201	**HARRISON / ADCOCK**	**3:12.970**	10:05:26.045	2	Rejo Mk3
201	**HARRISON / ADCOCK**	**3:01.850**	10:08:27.895	3	Rejo Mk3
201	**HARRISON / ADCOCK**	**3:01.160**	10:11:29.054	4	Rejo Mk3
201	**HARRISON / ADCOCK**	**2:58.141**	10:18:34.128	6	Rejo Mk3
201	**HARRISON / ADCOCK**	**2:57.415**	10:21:31.542	7	Rejo Mk3
201	**HARRISON / ADCOCK**	**2:55.123**	10:24:26.665	8	Rejo Mk3

Leader History

NO	NAME	FROM LAP	LAPS LED	DISTANCE	VEHICLE
201	**HARRISON / ADCOCK**	1	16	58.56 miles	Rejo Mk3

Silverstone GP

Weather / Track : Rain / Wet

Circuit Length = 3.6604 miles

These results are provisional until the conclusion of any judicial and technical matters.

Start: 09:57 Flag 10:49 End: 10:53

Clerk Of Course :		Timekeeper :

Silverstone Classic

Royal Automobile Club Woodcote & Stirling Moss Trophy

RACE 2 - STATISTICS

CLASS : W4a

4 Starters

Fastest Lap History

NO	NAME	LAP TIME	TIME OF DAY	LAP	VEHICLE
2	**J.PEARSON / G.PEARSON**	**4:07.359**	10:02:00.128	1	Jaguar D-type
2	**J.PEARSON / G.PEARSON**	**2:58.028**	10:04:58.181	2	Jaguar D-type
144	**HANSON / POCHCIOL**	**2:55.529**	10:08:02.297	3	Jaguar C-type
144	**HANSON / POCHCIOL**	**2:53.124**	10:18:07.865	6	Jaguar C-type
144	**HANSON / POCHCIOL**	**2:51.684**	10:20:59.548	7	Jaguar C-type
144	**HANSON / POCHCIOL**	**2:50.918**	10:26:43.723	9	Jaguar C-type
2	**J.PEARSON / G.PEARSON**	**2:50.080**	10:31:16.560	10	Jaguar D-type
2	**J.PEARSON / G.PEARSON**	**2:48.480**	10:36:57.790	12	Jaguar D-type
2	**J.PEARSON / G.PEARSON**	**2:47.806**	10:39:45.596	13	Jaguar D-type

Leader History

NO	NAME	FROM LAP	LAPS LED	DISTANCE	VEHICLE
2	**J.PEARSON / G.PEARSON**	1	5	18.30 miles	Jaguar D-type
144	**HANSON / POCHCIOL**	6	5	18.30 miles	Jaguar C-type
2	**J.PEARSON / G.PEARSON**	11	7	25.62 miles	Jaguar D-type

Silverstone GP

Weather / Track : Rain / Wet

Circuit Length = 3.6604 miles

These results are provisional until the conclusion of any judicial and technical matters.

Start: 09:57 Flag 10:49 End: 10:53

Clerk Of Course :		Timekeeper :

Silverstone Classic

Royal Automobile Club Woodcote & Stirling Moss Trophy

RACE 2 - STATISTICS

CLASS : W2

4 Starters

Fastest Lap History

NO	NAME	LAP TIME	TIME OF DAY	LAP	VEHICLE
6	**URE / WATTS**	**4:15.625**	10:02:08.418	1	Cooper Bristol T24/25
6	**URE / WATTS**	**3:05.738**	10:05:14.132	2	Cooper Bristol T24/25
6	**URE / WATTS**	**2:56.541**	10:08:10.693	3	Cooper Bristol T24/25
6	**URE / WATTS**	**2:54.837**	10:11:05.528	4	Cooper Bristol T24/25
6	**URE / WATTS**	**2:54.118**	10:18:15.617	6	Cooper Bristol T24/25
6	**URE / WATTS**	**2:52.246**	10:21:07.864	7	Cooper Bristol T24/25
6	**URE / WATTS**	**2:50.049**	10:31:16.954	10	Cooper Bristol T24/25
6	**URE / WATTS**	**2:49.969**	10:36:58.565	12	Cooper Bristol T24/25
6	**URE / WATTS**	**2:49.100**	10:39:47.667	13	Cooper Bristol T24/25
6	**URE / WATTS**	**2:48.573**	10:42:36.236	14	Cooper Bristol T24/25

Leader History

NO	NAME	FROM LAP	LAPS LED	DISTANCE	VEHICLE
6	**URE / WATTS**	1	7	25.62 miles	Cooper Bristol T24/25
85	**Stephen BOND**	8	3	10.98 miles	Lister Bristol Flat Iron
6	**URE / WATTS**	11	7	25.62 miles	Cooper Bristol T24/25

Silverstone GP

Weather / Track : Rain / Wet

Circuit Length = 3.6604 miles

These results are provisional until the conclusion of any judicial and technical matters.

Start: 09:57 Flag 10:49 End: 10:53

Clerk Of Course :		Timekeeper :

Silverstone Classic

Royal Automobile Club Woodcote & Stirling Moss Trophy

RACE 2 - STATISTICS

CLASS : W3a

9 Starters

Fastest Lap History

NO	NAME	LAP TIME	TIME OF DAY	LAP	VEHICLE
10	**BOURNE / PAUL**	**4:12.909**	10:02:05.688	1	Lotus Mk10
10	**BOURNE / PAUL**	**3:05.118**	10:05:10.805	2	Lotus Mk10
10	**BOURNE / PAUL**	**2:59.641**	10:08:10.446	3	Lotus Mk10
10	**BOURNE / PAUL**	**2:56.855**	10:11:07.301	4	Lotus Mk10
10	**BOURNE / PAUL**	**2:54.778**	10:18:18.337	6	Lotus Mk10
10	**BOURNE / PAUL**	**2:53.076**	10:21:11.415	7	Lotus Mk10
10	**BOURNE / PAUL**	**2:52.875**	10:24:04.290	8	Lotus Mk10
7	**FRIEDRICHS / HADFIELD**	**2:51.812**	10:32:13.258	10	Aston Martin DB3S
7	**FRIEDRICHS / HADFIELD**	**2:50.966**	10:37:56.959	12	Aston Martin DB3S

Leader History

NO	NAME	FROM LAP	LAPS LED	DISTANCE	VEHICLE
10	**BOURNE / PAUL**	1	16	58.56 miles	Lotus Mk10

Silverstone GP

Weather / Track : Rain / Wet

Circuit Length = 3.6604 miles

These results are provisional until the conclusion of any judicial and technical matters.

Start: 09:57 Flag 10:49 End: 10:53

Clerk Of Course :		Timekeeper :

Silverstone Classic

Royal Automobile Club Woodcote & Stirling Moss Trophy

RACE 2 - STATISTICS

CLASS : W3

4 Starters

Fastest Lap History

NO	NAME	LAP TIME	TIME OF DAY	LAP	VEHICLE
15	**WILSON / STRETTON**	**4:09.559**	10:02:02.340	1	Maserati 250S
15	**WILSON / STRETTON**	**3:02.688**	10:05:05.034	2	Maserati 250S
15	**WILSON / STRETTON**	**2:59.645**	10:08:04.680	3	Maserati 250S
15	**WILSON / STRETTON**	**2:55.766**	10:11:00.443	4	Maserati 250S
15	**WILSON / STRETTON**	**2:55.496**	10:25:44.839	8	Maserati 250S
15	**WILSON / STRETTON**	**2:52.925**	10:28:37.763	9	Maserati 250S
15	**WILSON / STRETTON**	**2:52.618**	10:31:30.380	10	Maserati 250S
15	**WILSON / STRETTON**	**2:51.381**	10:40:07.708	13	Maserati 250S
15	**WILSON / STRETTON**	**2:51.177**	10:42:58.888	14	Maserati 250S
15	**WILSON / STRETTON**	**2:50.952**	10:45:49.838	15	Maserati 250S

Leader History

NO	NAME	FROM LAP	LAPS LED	DISTANCE	VEHICLE
15	**WILSON / STRETTON**	1	6	21.96 miles	Maserati 250S
28	**L. HALUSA / M. HALUSA**	7	2	7.32 miles	Maserati 300S
15	**WILSON / STRETTON**	9	9	32.94 miles	Maserati 250S

Silverstone GP

Weather / Track : Rain / Wet

Circuit Length = 3.6604 miles

These results are provisional until the conclusion of any judicial and technical matters.

Start: 09:57 Flag 10:49 End: 10:53

Clerk Of Course :		Timekeeper :

Silverstone Classic

Royal Automobile Club Woodcote & Stirling Moss Trophy

RACE 2 - STATISTICS

CLASS : W4

8 Starters

Fastest Lap History

NO	NAME	LAP TIME	TIME OF DAY	LAP	VEHICLE
74	**BLAKENEY-EDWARDS / HUNT**	**4:09.713**	10:02:02.495	1	HWM Sports Racing
74	**BLAKENEY-EDWARDS / HUNT**	**2:59.590**	10:05:02.083	2	HWM Sports Racing
74	**BLAKENEY-EDWARDS / HUNT**	**2:51.011**	10:07:53.092	3	HWM Sports Racing
74	**BLAKENEY-EDWARDS / HUNT**	**2:48.811**	10:10:41.903	4	HWM Sports Racing

Leader History

NO	NAME	FROM LAP	LAPS LED	DISTANCE	VEHICLE
74	**BLAKENEY-EDWARDS / HUNT**	1	4	14.64 miles	HWM Sports Racing
32	**O.LLEWELLYN / T.LLEWELLYN**	5	5	18.30 miles	Allard J2
17	**FISKEN / WAKEMAN**	10	1	3.66 miles	Jaguar C-type
32	**O.LLEWELLYN / T.LLEWELLYN**	11	5	18.30 miles	Allard J2
101	**Till BECHTOLSHEIMER**	16	1	3.66 miles	Allard J2
32	**O.LLEWELLYN / T.LLEWELLYN**	17	1	3.66 miles	Allard J2

Silverstone GP

Weather / Track : Rain / Wet

Circuit Length = 3.6604 miles

These results are provisional until the conclusion of any judicial and technical matters.

Start: 09:57 Flag 10:49 End: 10:53

Clerk Of Course :		Timekeeper :

Silverstone Classic

Royal Automobile Club Woodcote & Stirling Moss Trophy

RACE 2 - STATISTICS

CLASS : W1

2 Starters

Fastest Lap History

NO	NAME	LAP TIME	TIME OF DAY	LAP	VEHICLE
39	**BERNBERG / UGO**	**4:21.508**	10:02:14.302	1	Cooper T39 Bobtail
39	**BERNBERG / UGO**	**3:13.641**	10:05:27.938	2	Cooper T39 Bobtail
39	**BERNBERG / UGO**	**3:03.010**	10:08:30.948	3	Cooper T39 Bobtail
39	**BERNBERG / UGO**	**3:01.364**	10:18:41.743	6	Cooper T39 Bobtail
39	**BERNBERG / UGO**	**3:01.336**	10:21:43.079	7	Cooper T39 Bobtail
39	**BERNBERG / UGO**	**2:59.347**	10:24:42.425	8	Cooper T39 Bobtail

Leader History

NO	NAME	FROM LAP	LAPS LED	DISTANCE	VEHICLE
39	**BERNBERG / UGO**	1	8	29.28 miles	Cooper T39 Bobtail
31	**Paul GRIFFIN**	9	7	25.62 miles	Connaught ALSR

Silverstone GP

Weather / Track : Rain / Wet

Circuit Length = 3.6604 miles

These results are provisional until the conclusion of any judicial and technical matters.

Start: 09:57 Flag 10:49 End: 10:53

Clerk Of Course :		Timekeeper :

Silverstone Classic

Royal Automobile Club Woodcote & Stirling Moss Trophy

RACE 2 - STATISTICS

CLASS : W3al

1 Starters

Fastest Lap History

NO	NAME	LAP TIME	TIME OF DAY	LAP	VEHICLE
81	**WILSON / REICHMAN**	**4:29.029**	10:02:21.825	1	Austin-Healey 100/4
81	**WILSON / REICHMAN**	**3:31.224**	10:05:53.044	2	Austin-Healey 100/4
81	**WILSON / REICHMAN**	**3:27.792**	10:09:20.836	3	Austin-Healey 100/4
81	**WILSON / REICHMAN**	**3:13.639**	10:28:42.943	8	Austin-Healey 100/4
81	**WILSON / REICHMAN**	**3:10.067**	10:31:53.008	9	Austin-Healey 100/4
81	**WILSON / REICHMAN**	**3:08.002**	10:38:17.564	11	Austin-Healey 100/4
81	**WILSON / REICHMAN**	**3:07.194**	10:41:24.761	12	Austin-Healey 100/4
81	**WILSON / REICHMAN**	**3:05.019**	10:47:37.524	14	Austin-Healey 100/4

Leader History

NO	NAME	FROM LAP	LAPS LED	DISTANCE	VEHICLE
81	**WILSON / REICHMAN**	1	15	54.90 miles	Austin-Healey 100/4

Silverstone GP

Weather / Track : Rain / Wet

Circuit Length = 3.6604 miles

These results are provisional until the conclusion of any judicial and technical matters.

Start: 09:57 Flag 10:49 End: 10:53

Clerk Of Course :		Timekeeper :

Silverstone Classic

Royal Automobile Club Tourist Trophy for Historic Cars (Pre '63 GT)

QUALIFYING - RACE 5 - CLASSIFICATION

Sheet No:	Issue Time:

POS	NO	CL	PIC	NAME	ENTRY	TIME	ON	LAPS	GAP	DIFF	MPH
1	19	INV	1	BECHTOLSHEIMER/LINDSAY	Tojeiro GT Tojeiro EE	2:32.242	9	9			86.55
2	16	C	1	L.HALUSA / N.HALUSA	Ferrari 250 GT Breadvan	2:33.082	9	10	0.840	0.840	86.08
3	211	D	1	G.DODD / J.DODD	Jaguar E-type	2:33.627	6	7	1.385	0.545	85.77
4	73	D	2	COTTINGHAM / STANLEY	Jaguar E-type	2:34.422	3	10	2.180	0.795	85.33
5	33	D	3	Jo.MINSHAW / Ja.MINSHAW	Jaguar E-type	2:35.251	2	9	3.009	0.829	84.88
6	24	D	4	HUNT / BL'-EDWARDS	AC Cobra	2:36.148	7	9	3.906	0.897	84.39
7	91	C	2	HOLME / GREENSALL	Austin-Healey 3000 Mk2	2:37.638	8	8	5.396	1.490	83.59
8	133	C	3	BELL / THOMAS	Austin-Healey 3000	2:38.406	2	9	6.164	0.768	83.18
9	66	D	5	MCFADDEN / CULLEN	Jaguar E-type	2:38.683	7	9	6.441	0.277	83.04
10	2	D	6	FISKEN / WAKEMAN	Jaguar E-type	2:39.964	8	9	7.722	1.281	82.37
11	7*	D	7	JO. YOUNG / JA. YOUNG	Jaguar E-type	2:40.624	2	9	8.382	0.660	82.04
12	23	D	8	Tony WOOD	Jaguar E-type	2:41.064	3	8	8.822	0.440	81.81
13	10	A	1	Peter STOHRMANN JR	Lotus Elite	2:43.212	7	7	10.970	2.148	80.74
14	41	C	4	HUNT / GRANT-PETERKIN	Austin-Healey 3000	2:43.702	7	9	11.460	0.490	80.49
15	15	D	9	John BURTON	Jaguar E-type	2:44.066	9	9	11.824	0.364	80.32
16	22	INV	2	MILLER / GOBLE	Aston Martin DB4 GT	2:44.110	6	8	11.868	0.044	80.29
17	100*	C	5	THORNE / TODD	Austin-Healey 3000	2:44.629	7	9	12.387	0.519	80.04
18	74	D	10	Mike WRIGLEY	Jaguar E-type	2:44.667	3	7	12.425	0.038	80.02
19	207	C	6	HARRIS / WILMOTH	Austin-Healey 3000	2:45.219	7	9	12.977	0.552	79.75
20	82	D	11	Bob BINFIELD	Jaguar E-type Series 1	2:45.245	9	9	13.003	0.026	79.74
21	21*	C	7	Karsten LE BLANC	Austin-Healey 3000	2:45.618	6	9	13.376	0.373	79.56
22	44	C	8	S.DRABBLE / A.DRABBLE	Reliant Sabre Six	2:46.099	8	8	13.857	0.481	79.33
23	68	A	2	GORDON / FINBURGH	Lotus Elite	2:46.613	5	8	14.371	0.514	79.09
24	600	B	1	Sam TORDOFF	Porsche 356 1500S	2:46.808	8	8	14.566	0.195	78.99
25	141	B	2	Gareth BURNETT	Porsche 356 Coupe GT	2:47.570	2	2	15.328	0.762	78.64
26	120	D	12	O'SHEA / HALL	Jaguar E-type	2:49.254	7	9	17.012	1.684	77.85
27	119	C	9	HUDSON / MORLEY	Austin-Healey 3000 Mk2	2:49.746	8	8	17.504	0.492	77.63
28	25	A	3	WATSON / O'CONNELL	Lotus Elite	2:49.843	5	6	17.601	0.097	77.58
29	118	C	10	RAWE / SANZ DE ACEDO	Triumph TR4	2:50.696	4	9	18.454	0.853	77.20
30	48	INV	3	JAMES / LETTS	Chevrolet Corvette	2:51.961	8	8	19.719	1.265	76.63
31	77	INV	4	PRICHARD-JONES / CREWDSON	Turner Mk3	2:52.040	3	8	19.798	0.079	76.59
32	29	A	4	Nicholas JAMES	Ogle SX1000	2:54.137	6	6	21.895	2.097	75.67
33	99	B	3	GURNEY / COLES	Morgan Plus 4 Supersports	2:54.717	3	8	22.475	0.580	75.42
34	129	D	13	Rick WILLMOTT	Jaguar XK150 FHC	2:55.508	3	9	23.266	0.791	75.08
35	14	A	5	Paul GARSIDE	Lotus Elite	2:56.163	2	3	23.921	0.655	74.80
36	49	C	11	Chris WOODGATE	Aston Martin DB3	2:56.163	6	7	23.921	0.000	74.80
37	149	A	6	INGRAM / ROWLEY	Lotus Elite S2 Super 95	2:59.110	2	8	26.868	2.947	73.57
38	8	D	14	John CLARK	Jaguar E-type	3:03.385	1	1	31.143	4.275	71.85
39	43	INV	5	JO.WILLMOTT / JA.WILLMOTT	Alfa Romeo Guilia 1600 Sprint	3:07.343	5	5	35.101	3.958	70.34
40	6	A	7	ADELMAN / HALL	Alfa Romeo	3:07.437	2	7	35.195	0.094	70.30

***Cars 7, 21 & 100 require working transponders - Regulation Q12.2.1 refers.**

Silverstone GP
Circuit Length = 3.6604 miles
Start: 10:50 Flag 11:17 End: 11:20

Weather / Track : Bright / Dry

These results are provisional until the conclusion of any judicial and technical matters.

Clerk Of Course :	Steward :	Timekeeper :

Results can be found at www.tsl-timing.com

Printed - 11:22 Friday, 26 July 2019

Silverstone Classic

Royal Automobile Club Tourist Trophy for Historic Cars (Pre '63 GT)

QUALIFYING - RACE 5 - SECTOR ANALYSIS

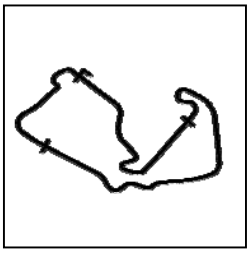

SECTOR 1 = FL to I1, SECTOR 2 = I1 to I2, SECTOR 3 = I2 to FL, DIFF = Difference To Personal Best Lap, P = Crossed Finish Line in Pit Lane, D = Time Disallowed

P1 19 INV BECHTOLSHEIMER/LINDSAY — Tojeiro GT Tojeiro EE

IDEAL LAP TIME : 2:31.111 BEST LAP TIME : 2:32.242 DIFFERENCE : 1.131

LAP	SECTOR 1		SECTOR 2		SECTOR 3		LAP TIME		MPH	DIFF	TIME OF DAY
1 -	49.790	107.0	1:21.318	130.3	34.561	90.5	2:45.669		79.54	13.427	10:56:14.988
2 -	48.234	121.1	1:16.968	121.3	35.098	89.4	2:40.300		82.20	8.058	10:58:55.288
3 -	48.598	117.9	1:15.893	133.1	33.391	91.4	2:37.882		83.46	5.640	11:01:33.170
4 -	OUTLAP			116.9	34.560	81.3	4:35.190		47.88	2:02.948	11:06:08.360
5 -	47.857	112.9	1:13.973	129.5	32.660	74.9	2:34.490		85.29	2.248	11:08:42.850
6 -	47.565	117.9	1:13.850	***134.2***	***32.527***	***91.8***	2:33.942	**(2)**	85.60	1.700	11:11:16.792
7 -	45.824	120.0	1:14.015	128.0	34.544	87.9	2:34.383	**(3)**	85.35	2.141	11:13:51.175
8 -	49.305	119.8	1:13.794	127.8	32.913	90.9	2:36.012		84.46	3.770	11:16:27.187
9 -	***45.510***	***127.0***	***1:13.074***	131.8	33.658	86.9	***2:32.242***	**(1)**	***86.55***		***11:18:59.429***

P2 16 C L.HALUSA / N.HALUSA — Ferrari 250 GT Breadvan

IDEAL LAP TIME : 2:33.037 BEST LAP TIME : 2:33.082 DIFFERENCE : 0.045

LAP	SECTOR 1		SECTOR 2		SECTOR 3		LAP TIME		MPH	DIFF	TIME OF DAY
1 -	47.585	115.7	1:17.909	128.3	33.137	85.0	2:38.631		83.07	5.549	10:55:24.357
2 -	46.716	120.9	1:14.737	130.0	***32.756***	86.8	2:34.209	**(3)**	85.45	1.127	10:57:58.566
3 -	46.592	121.5	1:14.878	127.0	32.962	86.2	2:34.432		85.33	1.350	11:00:32.998
4 -	OUTLAP			125.9	34.918	83.5	3:52.419		56.69	1:19.337	11:04:25.417
5 -	46.924	123.5	***1:14.136***	128.5	32.782	86.7	2:33.842	**(2)**	85.65	0.760	11:06:59.259
6 -	46.224	***125.2***	1:15.094	127.8	34.456	79.7	2:35.774		84.59	2.692	11:09:35.033
7 -	47.915	122.0	1:14.198	130.0	32.907	86.0	2:35.020		85.00	1.938	11:12:10.053
8 -	46.690	122.0	1:14.377	130.0	33.679	88.0	2:34.746		85.15	1.664	11:14:44.799
9 -	***46.145***	122.4	1:14.152	***130.5***	32.785	88.3	***2:33.082***	**(1)**	***86.08***		***11:17:17.881***
10 -	48.125	118.9	1:16.414	117.3	34.540	***88.8***	2:39.079		82.83	5.997	11:19:56.960

P3 211 D G.DODD / J.DODD — Jaguar E-type

IDEAL LAP TIME : 2:32.828 BEST LAP TIME : 2:33.627 DIFFERENCE : 0.799

LAP	SECTOR 1		SECTOR 2		SECTOR 3		LAP TIME		MPH	DIFF	TIME OF DAY
1 -	47.703	109.1	1:14.835	131.8	34.021	83.6	2:36.559	**(3)**	84.17	2.932	10:56:22.391
2 -	48.675	102.9	1:19.568	118.5	34.223	90.4	2:42.466		81.11	8.839	10:59:04.857
3 -	***46.253***	113.9	1:16.421	136.9	32.877	91.9	2:35.551	**(2)**	84.71	1.924	11:01:40.408
4 -	OUTLAP			110.9	35.699	87.3	4:47.440		45.84	2:13.813	11:06:27.848
5 -	47.131	112.7	1:16.803	120.4	34.464	85.9	2:38.398		83.19	4.771	11:09:06.246
6 -	47.052	118.5	***1:14.487***	***138.9***	***32.088***	***92.6***	***2:33.627***	**(1)**	***85.77***		***11:11:39.873***
7 -	48.356	***124.5***	1:15.945	107.5	34.755	83.3	2:39.056		82.85	5.429	11:14:18.929

P4 73 D COTTINGHAM / STANLEY — Jaguar E-type

IDEAL LAP TIME : 2:34.021 BEST LAP TIME : 2:34.422 DIFFERENCE : 0.401

LAP	SECTOR 1		SECTOR 2		SECTOR 3		LAP TIME		MPH	DIFF	TIME OF DAY
1 -	47.516	122.9	1:16.087	128.8	***32.175***	89.7	2:35.778		84.59	1.356	10:55:26.086
2 -	47.181	124.5	1:15.338	129.8	32.678	89.3	2:35.197	**(2)**	84.91	0.775	10:58:01.283
3 -	46.560	123.8	***1:15.291***	***130.3***	32.571	88.4	***2:34.422***	**(1)**	***85.33***		***11:00:35.705***
4 -	***46.555***	124.5	1:16.112	129.3	32.616	87.1	2:35.283	**(3)**	84.86	0.861	11:03:10.988
5 -	46.837	118.7	1:16.002	***130.3***	32.907	89.4	2:35.746		84.61	1.324	11:05:46.734
6 -	OUTLAP			124.5	34.686	77.9	3:50.578		57.15	1:16.156	11:09:37.312
7 -	48.598	120.0	1:17.360	127.0	41.980	81.5	2:47.938		78.46	13.516	11:12:25.250
8 -	48.043	123.8	1:16.111	128.5	33.220	87.3	2:37.374		83.73	2.952	11:15:02.624
9 -	47.339	***125.2***	1:15.740	128.0	33.188	88.4	2:36.267		84.32	1.845	11:17:38.891
10 -	47.160	124.2	1:16.087	128.0	33.291	87.3	2:36.538		84.18	2.116	11:20:15.429

Weather / Track : Bright / Dry

Silverstone GP
Circuit Length = 3.6604 miles
Start: 10:50 Flag 11:17 End: 11:20

Silverstone Classic

Royal Automobile Club Tourist Trophy for Historic Cars (Pre '63 GT)

QUALIFYING - RACE 5 - SECTOR ANALYSIS

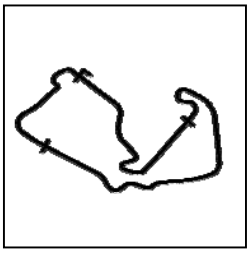

SECTOR 1 = FL to I1, SECTOR 2 = I1 to I2, SECTOR 3 = I2 to FL, DIFF = Difference To Personal Best Lap, P = Crossed Finish Line in Pit Lane, D = Time Disallowed

P5 33 D Jo.MINSHAW / Ja.MINSHAW — Jaguar E-type

IDEAL LAP TIME : 2:34.740 BEST LAP TIME : 2:35.251 DIFFERENCE : 0.511

LAP	SECTOR 1		SECTOR 2		SECTOR 3		LAP TIME	MPH	DIFF	TIME OF DAY
1 -	47.364	121.1	1:15.212	***130.8***	***32.681***	85.3	2:35.257 **(2)**	84.87	0.006	10:55:55.069
2 -	47.688	***126.1***	***1:14.847***	***130.8***	32.716	89.1	***2:35.251*** **(1)**	***84.88***		***10:58:30.320***
3 -	***47.212***	123.1	1:15.908	129.0	33.383	87.6	2:36.503 **(3)**	84.20	1.252	11:01:06.823
4 -	OUTLAP			130.0	35.036	84.6	4:44.927	46.24	2:09.676	11:05:51.750
5 -	48.469	124.7	1:18.467	129.0	33.479	84.3	2:40.415	82.14	5.164	11:08:32.165
6 -	48.168	124.5	1:16.101	128.5	33.020	88.7	2:37.289	83.78	2.038	11:11:09.454
7 -	48.030	121.7	1:17.304	107.7	35.815	81.1	2:41.149	81.77	5.898	11:13:50.603
8 -	48.842	120.0	1:17.284	125.4	36.381	85.9	2:42.507	81.09	7.256	11:16:33.110
9 -	48.370	118.3	1:16.978	122.6	33.084	86.4	2:38.432	83.17	3.181	11:19:11.542

P6 24 D HUNT / BL'-EDWARDS — AC Cobra

IDEAL LAP TIME : 2:35.688 BEST LAP TIME : 2:36.148 DIFFERENCE : 0.460

LAP	SECTOR 1		SECTOR 2		SECTOR 3		LAP TIME	MPH	DIFF	TIME OF DAY
1 -	48.947	110.3	1:18.207	127.8	34.862	86.2	2:42.016	81.33	5.868	10:55:25.176
2 -	48.915	113.1	1:18.179	129.3	34.090	84.5	2:41.184	81.75	5.036	10:58:06.360
3 -	47.950	116.7	1:17.927	129.0	34.408	84.2	2:40.285	82.21	4.137	11:00:46.645
4 -	48.351	116.7	1:18.231	128.8	34.550	83.4	2:41.132	81.78	4.984	11:03:27.777
5 -	OUTLAP			107.3	34.918	***88.4***	3:53.440	56.45	1:17.292	11:07:21.217
6 -	49.359	116.3	1:16.417	***130.8***	33.965	80.7	2:39.741 **(3)**	82.49	3.593	11:10:00.958
7 -	46.930	120.9	1:16.239	130.5	***32.979***	88.3	***2:36.148*** **(1)**	***84.39***		***11:12:37.106***
8 -	***46.600***	***124.2***	***1:16.109***	130.0	33.540	***88.4***	2:36.249 **(2)**	84.33	0.101	11:15:13.355
9 -	49.093	117.9	1:18.258	118.5	33.808	87.8	2:41.159	81.76	5.011	11:17:54.514

P7 91 C HOLME / GREENSALL — Austin-Healey 3000 Mk2

IDEAL LAP TIME : 2:37.593 BEST LAP TIME : 2:37.638 DIFFERENCE : 0.045

LAP	SECTOR 1		SECTOR 2		SECTOR 3		LAP TIME	MPH	DIFF	TIME OF DAY
1 -	50.039	114.7	1:20.091	117.5	34.655	76.2	2:44.785	79.96	7.147	10:56:42.643
2 -	49.984	117.1	1:20.896	115.3	34.763	83.8	2:45.643	79.55	8.005	10:59:28.286
3 -	49.411	116.5	1:18.176	125.6	34.383	84.5	2:41.970	81.35	4.332	11:02:10.256
4 -	53.085	112.9	1:18.916	116.7	35.270	83.9	2:47.271	78.78	9.633	11:04:57.527
5 -	OUTLAP			123.8	35.566	86.2	3:59.382	55.04	1:21.744	11:08:56.909
6 -	47.981	120.9	1:17.804	126.6	33.913	***88.7***	2:39.698 **(3)**	82.51	2.060	11:11:36.607
7 -	49.077	119.8	1:17.001	125.9	***33.097***	87.8	2:39.175 **(2)**	82.78	1.537	11:14:15.782
8 -	***47.919***	***122.6***	***1:16.577***	***127.0***	33.142	88.1	***2:37.638*** **(1)**	***83.59***		***11:16:53.420***

P8 133 C BELL / THOMAS — Austin-Healey 3000

IDEAL LAP TIME : 2:38.216 BEST LAP TIME : 2:38.406 DIFFERENCE : 0.190

LAP	SECTOR 1		SECTOR 2		SECTOR 3		LAP TIME	MPH	DIFF	TIME OF DAY
1 -	48.502	118.3	1:17.514	122.4	33.347	86.1	2:39.363	82.69	0.957	10:55:16.230
2 -	47.947	120.0	***1:17.315***	122.4	***33.144***	86.4	***2:38.406*** **(1)**	***83.18***		***10:57:54.636***
3 -	***47.757***	119.8	1:17.561	122.6	33.850	86.7	2:39.168 **(3)**	82.79	0.762	11:00:33.804
4 -	48.207	120.0	1:17.694	122.9	33.209	86.4	2:39.110 **(2)**	82.82	0.704	11:03:12.914
5 -	48.057	***120.6***	1:18.783	***123.1***	33.954	77.6	2:40.794	81.95	2.388	11:05:53.708
6 -	OUTLAP			117.7	35.540	82.9	4:24.419	49.83	1:46.013	11:10:18.127
7 -	52.727	109.1	1:21.206	120.6	35.933	73.9	2:49.866	77.57	11.460	11:13:07.993
8 -	50.546	101.9	1:21.170	121.5	35.899	79.5	2:47.615	78.61	9.209	11:15:55.608
9 -	OUTLAP			122.4	35.420	84.8	3:30.239	62.68	51.833	11:19:25.847

Weather / Track : Bright / Dry

Silverstone GP
Circuit Length = 3.6604 miles
Start: 10:50 Flag 11:17 End: 11:20

Silverstone Classic

Royal Automobile Club Tourist Trophy for Historic Cars (Pre '63 GT)

QUALIFYING - RACE 5 - SECTOR ANALYSIS

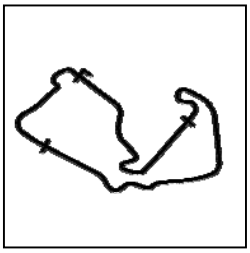

SECTOR 1 = FL to I1, SECTOR 2 = I1 to I2, SECTOR 3 = I2 to FL, DIFF = Difference To Personal Best Lap, P = Crossed Finish Line in Pit Lane, D = Time Disallowed

P9 66 D MCFADDEN / CULLEN — Jaguar E-type

IDEAL LAP TIME : 2:38.411 BEST LAP TIME : 2:38.683 DIFFERENCE : 0.272

LAP	SECTOR 1		SECTOR 2		SECTOR 3		LAP TIME		MPH	DIFF	TIME OF DAY
1 -	49.857	97.5	1:20.757	124.5	34.332	82.6	2:44.946		79.89	6.263	10:56:37.810
2 -	49.037	112.5	1:18.080	129.0	34.698	87.4	2:41.815		81.43	3.132	10:59:19.625
3 -	47.848	121.3	1:18.157	126.3	34.043	85.8	2:40.048		82.33	1.365	11:01:59.673
4 -	OUTLAP			123.1	35.262	84.4	4:21.232		50.44	1:42.549	11:06:20.905
5 -	48.171	123.5	1:19.028	129.0	34.454	81.4	2:41.653		81.51	2.970	11:09:02.558
6 -	47.941	120.6	1:17.474	128.0	33.755	84.5	2:39.170	(3)	82.79	0.487	11:11:41.728
7 -	48.089	***124.0***	***1:16.942***	***129.3***	***33.652***	87.1	***2:38.683***	(1)	***83.04***		***11:14:20.411***
8 -	48.021	***124.0***	1:17.293	127.5	33.783	***87.9***	2:39.097	(2)	82.82	0.414	11:16:59.508
9 -	***47.817***	120.6	1:18.484	128.8	33.877	85.7	2:40.178		82.26	1.495	11:19:39.686

P10 2 D FISKEN / WAKEMAN — Jaguar E-type

IDEAL LAP TIME : 2:39.856 BEST LAP TIME : 2:39.964 DIFFERENCE : 0.108

LAP	SECTOR 1		SECTOR 2		SECTOR 3		LAP TIME		MPH	DIFF	TIME OF DAY
1 -	53.144	110.3	1:22.084	115.7	36.252	85.1	2:51.480		76.84	11.516	10:56:20.501
2 -	50.048	116.5	1:19.560	124.2	34.547	84.5	2:44.155		80.27	4.191	10:59:04.656
3 -	50.702	104.0	1:21.387	111.8	35.426	84.6	2:47.515		78.66	7.551	11:01:52.171
4 -	52.884	97.5	1:23.569	112.0	36.290	74.3	2:52.743		76.28	12.779	11:04:44.914
5 -	OUTLAP			122.6	35.633	73.2	4:18.410		50.99	1:38.446	11:09:03.324
6 -	50.383	112.2	1:18.735	124.5	***33.572***	***86.3***	2:42.690		80.99	2.726	11:11:46.014
7 -	48.654	120.9	1:18.093	***125.9***	33.664	85.5	2:40.411	(2)	82.15	0.447	11:14:26.425
8 -	***48.348***	***123.1***	***1:17.936***	124.7	33.680	84.9	***2:39.964***	(1)	***82.37***		***11:17:06.389***
9 -	48.730	118.5	1:18.342	124.9	34.145	82.2	2:41.217	(3)	81.73	1.253	11:19:47.606

P11 7 D JO. YOUNG / JA. YOUNG — Jaguar E-type

IDEAL LAP TIME : BEST LAP TIME : 2:40.624 DIFFERENCE :

LAP	SECTOR 1		SECTOR 2		SECTOR 3		LAP TIME		MPH	DIFF	TIME OF DAY
1 -							2:43.515		80.59	2.891	10:55:36.857
2 -							***2:40.624***	(1)	***82.04***		***10:58:17.481***
3 -							2:41.732	(3)	81.47	1.108	11:00:59.213
4 -							2:41.646	(2)	81.52	1.022	11:03:40.859
5 -							2:45.332		79.70	4.708	11:06:26.191
6 -							3:52.313		56.72	1:11.689	11:10:18.504
7 -							2:44.583		80.06	3.959	11:13:03.087
8 -							2:41.876		81.40	1.252	11:15:44.963
9 -							2:43.005		80.84	2.381	11:18:27.968

P12 23 D Tony WOOD — Jaguar E-type

IDEAL LAP TIME : 2:40.780 BEST LAP TIME : 2:41.064 DIFFERENCE : 0.284

LAP	SECTOR 1		SECTOR 2		SECTOR 3		LAP TIME		MPH	DIFF	TIME OF DAY
1 -	49.870	113.9	1:19.943	127.3	35.559	81.4	2:45.372	(3)	79.68	4.308	10:55:55.003
2 -	49.310	116.9	***1:17.777***	***128.0***	34.212	***86.5***	2:41.299	(2)	81.69	0.235	10:58:36.302
3 -	***48.951***	***118.7***	1:18.061	127.8	***34.052***	86.3	***2:41.064***	(1)	***81.81***		***11:01:17.366***
4 -	OUTLAP			103.4	41.583	77.3	5:13.872		41.98	2:32.808	11:06:31.238
5 -	55.736	101.0	1:28.317	109.1	41.587	72.1	3:05.640		70.98	24.576	11:09:36.878
6 -	54.830	100.4	1:25.238	110.1	39.021	73.9	2:59.089		73.58	18.025	11:12:35.967
7 -	54.756	101.5	1:25.103	119.8	37.442	81.5	2:57.301		74.32	16.237	11:15:33.268
8 -	53.005	105.0	1:24.084	114.7	37.414	78.4	2:54.503		75.51	13.439	11:18:27.771

Weather / Track : Bright / Dry

Silverstone GP
Circuit Length = 3.6604 miles
Start: 10:50 Flag 11:17 End: 11:20

Silverstone Classic

Royal Automobile Club Tourist Trophy for Historic Cars (Pre '63 GT)

QUALIFYING - RACE 5 - SECTOR ANALYSIS

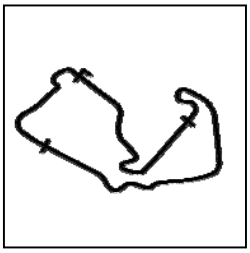

SECTOR 1 = FL to I1, SECTOR 2 = I1 to I2, SECTOR 3 = I2 to FL, DIFF = Difference To Personal Best Lap, P = Crossed Finish Line in Pit Lane, D = Time Disallowed

P13 10 A Peter STOHRMANN JR — Lotus Elite

IDEAL LAP TIME : 2:43.212 BEST LAP TIME : 2:43.212 DIFFERENCE : 0.000

LAP	SECTOR 1		SECTOR 2		SECTOR 3		LAP TIME		MPH	DIFF	TIME OF DAY
1 -	54.028	103.2	1:26.493	114.7	36.900	78.2	2:57.421		74.27	14.209	10:55:59.458
2 -	52.040	101.3	1:23.820	114.5	36.470	81.3	2:52.330		76.46	9.118	10:58:51.788
3 -	51.268	108.7	1:23.987	114.1	36.329	79.2	2:51.584	(3)	76.80	8.372	11:01:43.372
4 -	51.283	109.4	1:23.248	113.3	37.789	79.2	2:52.320		76.47	9.108	11:04:35.692
5 -	OUTLAP			112.4	41.149	78.1	4:58.287		44.17	2:15.075	11:09:33.979
6 -	50.093	***112.2***	1:19.441	115.3	34.250	***83.4***	2:43.784	(2)	80.45	0.572	11:12:17.763
7 -	***49.671***	112.0	***1:19.332***	***115.7***	***34.209***	83.0	***2:43.212***	(1)	***80.74***		***11:15:00.975***

P14 41 C HUNT / GRANT-PETERKIN — Austin-Healey 3000

IDEAL LAP TIME : 2:43.329 BEST LAP TIME : 2:43.702 DIFFERENCE : 0.373

LAP	SECTOR 1		SECTOR 2		SECTOR 3		LAP TIME		MPH	DIFF	TIME OF DAY
1 -	51.046	110.1	1:23.864	116.7	35.184	85.7	2:50.094		77.47	6.392	10:55:28.908
2 -	49.331	115.3	1:20.966	118.7	***34.144***	84.7	2:44.441		80.13	0.739	10:58:13.349
3 -	49.514	114.9	1:20.296	118.1	34.384	84.4	2:44.194	(3)	80.25	0.492	11:00:57.543
4 -	49.319	115.3	1:21.070	118.9	34.925	85.9	2:45.314		79.71	1.612	11:03:42.857
5 -	OUTLAP			119.8	37.212	86.5	4:08.509		53.02	1:24.807	11:07:51.366
6 -	50.515	105.0	1:22.150	120.2	34.269	86.3	2:46.934		78.94	3.232	11:10:38.300
7 -	***49.104***	117.5	1:20.397	121.1	34.201	85.3	***2:43.702***	(1)	***80.49***		***11:13:22.002***
8 -	49.488	116.7	***1:20.081***	***121.7***	34.258	86.1	2:43.827	(2)	80.43	0.125	11:16:05.829
9 -	50.815	***118.5***	1:20.298	119.1	34.248	***86.9***	2:45.361		79.69	1.659	11:18:51.190

P15 15 D John BURTON — Jaguar E-type

IDEAL LAP TIME : 2:43.594 BEST LAP TIME : 2:44.066 DIFFERENCE : 0.472

LAP	SECTOR 1		SECTOR 2		SECTOR 3		LAP TIME		MPH	DIFF	TIME OF DAY
1 -							2:47.111		78.85	3.045	10:55:41.808
2 -							2:46.005		79.38	1.939	10:58:27.813
3 -							2:44.075	(2)	80.31	0.009	11:01:11.888
4 -							2:47.849		78.50	3.783	11:03:59.737
5 -	OUTLAP			121.5	35.730	79.4	4:18.136		51.04	1:34.070	11:08:17.873
6 -	49.952	117.3	1:19.470	***124.7***	35.086	***84.0***	2:44.508	(3)	80.10	0.442	11:11:02.381
7 -	***49.524***	***118.1***	1:20.033	124.0	38.504	77.8	2:48.061		78.41	3.995	11:13:50.442
8 -	50.494	114.9	1:20.148	***124.7***	36.300	76.8	2:46.942		78.93	2.876	11:16:37.384
9 -	49.996	116.7	***1:19.218***	123.8	***34.852***	81.2	***2:44.066***	(1)	***80.32***		***11:19:21.450***

P16 22 INV MILLER / GOBLE — Aston Martin DB4 GT

IDEAL LAP TIME : 2:43.982 BEST LAP TIME : 2:44.110 DIFFERENCE : 0.128

LAP	SECTOR 1		SECTOR 2		SECTOR 3		LAP TIME		MPH	DIFF	TIME OF DAY
1 -	55.417	107.3	1:26.456	116.7	38.989	75.8	3:00.862		72.86	16.752	10:57:02.052
2 -	54.464	111.8	1:25.540	108.5	38.798	75.9	2:58.802		73.70	14.692	11:00:00.854
3 -	OUTLAP			119.1	36.607	79.0	4:24.435		49.83	1:40.325	11:04:25.289
4 -	50.318	108.0	1:21.258	126.8	34.712	83.6	2:46.288		79.24	2.178	11:07:11.577
5 -	49.707	110.0	1:20.249	126.8	34.962	79.7	2:44.918		79.90	0.808	11:09:56.495
6 -	***49.502***	***118.7***	1:19.983	125.6	34.625	***83.8***	***2:44.110***	(1)	***80.29***		***11:12:40.605***
7 -	49.681	114.5	***1:19.923***	***128.8***	***34.557***	82.4	2:44.161	(2)	80.27	0.051	11:15:24.766
8 -	49.523	117.9	1:20.229	123.5	35.057	82.9	2:44.809	(3)	79.95	0.699	11:18:09.575

Weather / Track : Bright / Dry

Silverstone GP
Circuit Length = 3.6604 miles
Start: 10:50 Flag 11:17 End: 11:20

Silverstone Classic

Royal Automobile Club Tourist Trophy for Historic Cars (Pre '63 GT)

QUALIFYING - RACE 5 - SECTOR ANALYSIS

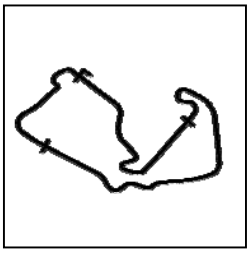

SECTOR 1 = FL to I1, SECTOR 2 = I1 to I2, SECTOR 3 = I2 to FL, DIFF = Difference To Personal Best Lap, P = Crossed Finish Line in Pit Lane, D = Time Disallowed

P17 100 C THORNE / TODD — Austin-Healey 3000

IDEAL LAP TIME : BEST LAP TIME : 2:44.629 DIFFERENCE :

LAP	SECTOR 1	SECTOR 2	SECTOR 3	LAP TIME	MPH	DIFF	TIME OF DAY
1 -				2:53.844	75.80	9.215	10:56:04.441
2 -				2:51.989	76.61	7.360	10:58:56.430
3 -				2:48.394	78.25	3.765	11:01:44.824
4 -				4:11.528	52.39	1:26.899	11:05:56.352
5 -				2:46.894 **(2)**	78.95	2.265	11:08:43.246
6 -				2:46.983 **(3)**	78.91	2.354	11:11:30.229
7 -				***2:44.629*** **(1)**	***80.04***		***11:14:14.858***
8 -				2:48.920	78.01	4.291	11:17:03.778
9 -				2:51.144	76.99	6.515	11:19:54.922

P18 74 D Mike WRIGLEY — Jaguar E-type

IDEAL LAP TIME : 2:44.252 BEST LAP TIME : 2:44.667 DIFFERENCE : 0.415

LAP	SECTOR 1		SECTOR 2		SECTOR 3		LAP TIME	MPH	DIFF	TIME OF DAY
1 -	50.596	115.7	1:20.741	123.5	34.738	84.2	2:46.075	79.34	1.408	10:55:33.445
2 -	49.952	***118.9***	1:20.113	118.9	34.790	85.0	2:44.855 **(2)**	79.93	0.188	10:58:18.300
3 -	50.075	116.7	***1:20.040***	***124.5***	***34.552***	***86.1***	***2:44.667*** **(1)**	***80.02***		***11:01:02.967***
4 -	OUTLAP			110.1	37.948	79.7	4:40.942	46.90	1:56.275	11:05:43.909
5 -	52.324	106.1	1:23.810	118.1	35.625	84.3	2:51.759	76.72	7.092	11:08:35.668
6 -	50.069	110.1	1:20.726	***124.5***	34.650	81.6	2:45.445 **(3)**	79.65	0.778	11:11:21.113
7 -	***49.660***	115.3	1:21.169	123.8	34.867	85.5	2:45.696	79.52	1.029	11:14:06.809

P19 207 C HARRIS / WILMOTH — Austin-Healey 3000

IDEAL LAP TIME : 2:44.907 BEST LAP TIME : 2:45.219 DIFFERENCE : 0.312

LAP	SECTOR 1		SECTOR 2		SECTOR 3		LAP TIME	MPH	DIFF	TIME OF DAY
1 -	53.277	104.8	1:22.807	120.4	35.193	80.3	2:51.277	76.93	6.058	10:56:07.675
2 -	51.027	105.3	1:22.029	112.9	37.019	79.9	2:50.075	77.48	4.856	10:58:57.750
3 -	51.947	112.7	1:21.402	119.8	35.434	82.2	2:48.783	78.07	3.564	11:01:46.533
4 -	50.309	113.1	1:22.512	111.2	38.637	76.9	2:51.458	76.85	6.239	11:04:37.991
5 -	OUTLAP			122.4	35.133	81.9	4:13.531	51.97	1:28.312	11:08:51.522
6 -	50.275	112.4	1:22.201	123.3	34.773	83.6	2:47.249	78.79	2.030	11:11:38.771
7 -	49.914	***118.9***	***1:20.726***	***124.0***	***34.579***	85.0	***2:45.219*** **(1)**	***79.75***		***11:14:23.990***
8 -	***49.602***	116.1	1:21.139	123.3	34.665	84.3	2:45.406 **(2)**	79.66	0.187	11:17:09.396
9 -	49.865	115.5	1:22.620	123.8	34.607	***85.2***	2:47.092 **(3)**	78.86	1.873	11:19:56.488

P20 82 D Bob BINFIELD — Jaguar E-type Series 1

IDEAL LAP TIME : 2:45.243 BEST LAP TIME : 2:45.245 DIFFERENCE : 0.002

LAP	SECTOR 1		SECTOR 2		SECTOR 3		LAP TIME	MPH	DIFF	TIME OF DAY
1 -	53.032	93.9	1:23.513	117.1	36.593	77.5	2:53.138	76.11	7.893	10:56:28.606
2 -	51.977	102.7	1:22.619	120.9	37.226	79.9	2:51.822	76.69	6.577	10:59:20.428
3 -	50.964	107.5	1:22.334	115.5	36.193	85.1	2:49.491	77.74	4.246	11:02:09.919
4 -	52.323	104.3	1:22.653	118.7	35.899	83.6	2:50.875	77.11	5.630	11:05:00.794
5 -	52.327	106.3	1:21.766	120.4	35.569	83.5	2:49.662	77.67	4.417	11:07:50.456
6 -	50.836	107.2	1:22.753	121.5	37.187	73.5	2:50.776	77.16	5.531	11:10:41.232
7 -	50.667	113.7	1:20.867	122.6	35.871	84.6	2:47.405 **(3)**	78.71	2.160	11:13:28.637
8 -	49.460	***117.3***	1:21.181	***124.5***	***35.316***	***86.1***	2:45.957 **(2)**	79.40	0.712	11:16:14.594
9 -	***49.370***	109.4	***1:20.557***	121.1	35.318	83.6	***2:45.245*** **(1)**	***79.74***		***11:18:59.839***

Weather / Track : Bright / Dry

Silverstone GP
Circuit Length = 3.6604 miles
Start: 10:50 Flag 11:17 End: 11:20

Silverstone Classic

Royal Automobile Club Tourist Trophy for Historic Cars (Pre '63 GT)

QUALIFYING - RACE 5 - SECTOR ANALYSIS

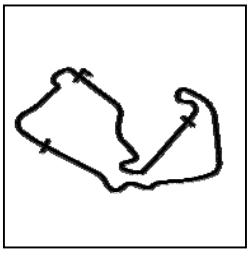

SECTOR 1 = FL to I1, SECTOR 2 = I1 to I2, SECTOR 3 = I2 to FL, DIFF = Difference To Personal Best Lap, P = Crossed Finish Line in Pit Lane, D = Time Disallowed

P21 21 C Karsten LE BLANC — Austin-Healey 3000

IDEAL LAP TIME : BEST LAP TIME : 2:45.618 DIFFERENCE :

LAP	SECTOR 1	SECTOR 2	SECTOR 3	LAP TIME	MPH	DIFF	TIME OF DAY
1 -				2:51.480	76.84	5.862	10:55:41.283
2 -				2:46.214 (2)	79.28	0.596	10:58:27.497
3 -				2:46.956	78.92	1.338	11:01:14.453
4 -				2:46.438 (3)	79.17	0.820	11:04:00.891
5 -				2:50.377	77.34	4.759	11:06:51.268
6 -				***2:45.618 (1)***	***79.56***		***11:09:36.886***
7 -				2:47.623	78.61	2.005	11:12:24.509
8 -				2:46.937	78.93	1.319	11:15:11.446
9 -				2:47.101	78.86	1.483	11:17:58.547

P22 44 C S.DRABBLE / A.DRABBLE — Reliant Sabre Six

IDEAL LAP TIME : 2:46.099 BEST LAP TIME : 2:46.099 DIFFERENCE : 0.000

LAP	SECTOR 1		SECTOR 2		SECTOR 3		LAP TIME	MPH	DIFF	TIME OF DAY
1 -	OUTLAP			106.6	38.692	71.0	4:16.606	51.35	1:30.507	10:57:31.709
2 -	53.866	96.4	1:27.033	109.4	37.615	75.1	2:58.514	73.81	12.415	11:00:30.223
3 -	OUTLAP			110.3	36.441	79.3	5:10.453	42.44	2:24.354	11:05:40.676
4 -	50.860	108.2	2:04.512	100.0	36.070	78.1	3:31.442	62.32	45.343	11:09:12.118
5 -	51.060	110.3	1:22.058	114.1	35.356	81.4	2:48.474 (3)	78.21	2.375	11:12:00.592
6 -	50.300	110.0	1:21.530	***115.1***	34.896	81.3	2:46.726 (2)	79.03	0.627	11:14:47.318
7 -	51.430	105.0	1:22.771	113.3	35.046	80.6	2:49.247	77.86	3.148	11:17:36.565
8 -	***50.171***	***111.6***	***1:21.276***	112.5	***34.652***	***81.8***	***2:46.099 (1)***	***79.33***		***11:20:22.664***

P23 68 A GORDON / FINBURGH — Lotus Elite

IDEAL LAP TIME : 2:46.417 BEST LAP TIME : 2:46.613 DIFFERENCE : 0.196

LAP	SECTOR 1		SECTOR 2		SECTOR 3		LAP TIME	MPH	DIFF	TIME OF DAY
1 -	51.771	105.6	1:24.034	109.2	36.200	79.4	2:52.005	76.61	5.392	10:56:16.609
2 -	50.801	107.3	1:22.589	110.5	36.118	***81.4***	2:49.508	77.74	2.895	10:59:06.117
3 -	50.745	107.7	***1:21.318***	***111.6***	***34.648***	***81.4***	2:46.711 (2)	79.04	0.098	11:01:52.828
4 -	51.668	107.5	1:21.708	111.4	35.000	81.3	2:48.376	78.26	1.763	11:04:41.204
5 -	***50.451***	***107.8***	1:21.414	111.4	34.748	***81.4***	***2:46.613 (1)***	***79.09***		***11:07:27.817***
6 -	50.827	106.1	1:22.672	110.5	35.701	72.8	2:49.200	77.88	2.587	11:10:17.017
7 -	51.629	100.9	1:22.088	104.8	35.298	***81.4***	2:49.015	77.96	2.402	11:13:06.032
8 -	51.667	94.3	1:21.832	110.5	34.719	81.1	2:48.218 (3)	78.33	1.605	11:15:54.250

P24 600 B Sam TORDOFF — Porsche 356 1500S

IDEAL LAP TIME : 2:46.808 BEST LAP TIME : 2:46.808 DIFFERENCE : 0.000

LAP	SECTOR 1		SECTOR 2		SECTOR 3		LAP TIME	MPH	DIFF	TIME OF DAY
1 -	52.681	101.9	1:22.929	107.7	35.606	77.8	2:51.216	76.96	4.408	10:56:37.447
2 -	52.455	103.0	1:24.537	108.2	35.954	78.0	2:52.946	76.19	6.138	10:59:30.393
3 -	52.044	102.9	1:22.477	108.7	35.962	76.6	2:50.483	77.29	3.675	11:02:20.876
4 -	51.399	103.7	1:22.458	108.7	34.810	79.6	2:48.667 (2)	78.12	1.859	11:05:09.543
5 -	OUTLAP			108.2	35.069	79.7	4:40.799	46.92	1:53.991	11:09:50.342
6 -	52.176	104.2	1:23.109	108.0	36.549	79.6	2:51.834	76.68	5.026	11:12:42.176
7 -	51.455	104.0	1:23.260	***110.3***	34.975	79.3	2:49.690 (3)	77.65	2.882	11:15:31.866
8 -	***50.992***	***105.3***	***1:21.285***	108.7	***34.531***	***79.8***	***2:46.808 (1)***	***78.99***		***11:18:18.674***

P25 141 B Gareth BURNETT — Porsche 356 Coupe GT

IDEAL LAP TIME : 2:47.384 BEST LAP TIME : 2:47.570 DIFFERENCE : 0.186

LAP	SECTOR 1		SECTOR 2		SECTOR 3		LAP TIME	MPH	DIFF	TIME OF DAY
1 -	50.457	***115.3***	***1:21.743***	***119.6***	36.399	77.3	2:48.599 (2)	78.16	1.029	10:56:22.266
2 -	***50.382***	114.3	1:21.929	119.1	***35.259***	***78.8***	***2:47.570 (1)***	***78.64***		***10:59:09.836***

Weather / Track : Bright / Dry

Silverstone GP
Circuit Length = 3.6604 miles
Start: 10:50 Flag 11:17 End: 11:20

Silverstone Classic

Royal Automobile Club Tourist Trophy for Historic Cars (Pre '63 GT)

QUALIFYING - RACE 5 - SECTOR ANALYSIS

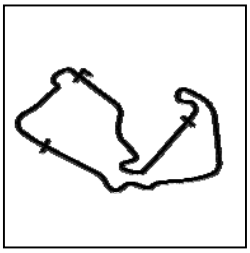

SECTOR 1 = FL to I1, SECTOR 2 = I1 to I2, SECTOR 3 = I2 to FL, DIFF = Difference To Personal Best Lap, P = Crossed Finish Line in Pit Lane, D = Time Disallowed

P26 120 D O'SHEA / HALL — Jaguar E-type

IDEAL LAP TIME : 2:49.015 BEST LAP TIME : 2:49.254 DIFFERENCE : 0.239

LAP	SECTOR 1		SECTOR 2		SECTOR 3		LAP TIME	MPH	DIFF	TIME OF DAY
1 -	54.439	106.5	1:23.838	109.2	37.366	74.8	2:55.643	75.02	6.389	10:56:03.516
2 -	52.657	108.2	1:23.648	119.8	37.407	***78.0***	2:53.712	75.85	4.458	10:58:57.228
3 -	53.043	105.0	1:23.590	120.2	36.845	73.7	2:53.478	75.96	4.224	11:01:50.706
4 -	52.913	110.5	1:23.538	118.1	38.048	75.1	2:54.499	75.51	5.245	11:04:45.205
5 -	OUTLAP			123.1	36.694	75.8	4:20.975	50.49	1:31.721	11:09:06.180
6 -	51.779	112.9	1:23.002	124.7	***35.794***	77.4	2:50.575 **(2)**	77.25	1.321	11:11:56.755
7 -	***50.936***	117.5	***1:22.285***	***125.9***	36.033	73.9	***2:49.254*** **(1)**	***77.85***		***11:14:46.009***
8 -	52.531	111.4	1:23.213	124.2	36.649	75.1	2:52.393 **(3)**	76.44	3.139	11:17:38.402
9 -	51.906	***118.1***	1:26.490	113.7	37.274	76.4	2:55.670	75.01	6.416	11:20:34.072

P27 119 C HUDSON / MORLEY — Austin-Healey 3000 Mk2

IDEAL LAP TIME : 2:49.746 BEST LAP TIME : 2:49.746 DIFFERENCE : 0.000

LAP	SECTOR 1		SECTOR 2		SECTOR 3		LAP TIME	MPH	DIFF	TIME OF DAY
1 -	53.642	99.7	1:25.958	116.3	37.327	81.4	2:56.927	74.48	7.181	10:56:49.303
2 -	52.186	102.9	1:24.305	107.7	37.154	82.1	2:53.645	75.88	3.899	10:59:42.948
3 -	51.647	98.3	1:24.869	110.7	37.378	68.2	2:53.894	75.78	4.148	11:02:36.842
4 -	53.814	***115.3***	1:23.100	113.5	37.053	75.8	2:53.967	75.74	4.221	11:05:30.809
5 -	OUTLAP			113.3	38.538	77.2	4:31.486	48.53	1:41.740	11:10:02.295
6 -	51.671	112.4	1:22.940	114.5	36.434	83.8	2:51.045 **(2)**	77.04	1.299	11:12:53.340
7 -	51.465	111.2	1:22.728	***117.7***	37.219	83.9	2:51.412 **(3)**	76.87	1.666	11:15:44.752
8 -	***51.273***	98.3	***1:22.380***	117.5	***36.093***	***85.9***	***2:49.746*** **(1)**	***77.63***		***11:18:34.498***

P28 25 A WATSON / O'CONNELL — Lotus Elite

IDEAL LAP TIME : 2:49.259 BEST LAP TIME : 2:49.843 DIFFERENCE : 0.584

LAP	SECTOR 1		SECTOR 2		SECTOR 3		LAP TIME	MPH	DIFF	TIME OF DAY
1 -	55.465	96.8	1:29.434	105.3	38.434	72.7	3:03.333	71.87	13.490	10:56:21.843
2 -	OUTLAP			104.5	37.741	72.7	5:46.061	38.07	2:56.218	11:02:07.904
3 -	56.819	99.2	1:27.101	104.5	37.312	74.2	3:01.232 **(3)**	72.71	11.389	11:05:09.136
4 -	OUTLAP			106.0	35.653	75.7	5:06.579	42.98	2:16.736	11:10:15.715
5 -	52.425	***102.2***	***1:22.265***	***107.3***	***35.153***	***77.7***	***2:49.843*** **(1)**	***77.58***		***11:13:05.558***
6 -	***51.841***	102.1	1:22.291	105.6	38.001	76.6	2:52.133 **(2)**	76.55	2.290	11:15:57.691

P29 118 C RAWE / SANZ DE ACEDO — Triumph TR4

IDEAL LAP TIME : 2:50.002 BEST LAP TIME : 2:50.696 DIFFERENCE : 0.694

LAP	SECTOR 1		SECTOR 2		SECTOR 3		LAP TIME	MPH	DIFF	TIME OF DAY
1 -	53.775	99.7	1:24.526	111.4	36.978	76.4	2:55.279	75.18	4.583	10:55:52.149
2 -	52.647	***108.0***	1:24.324	111.6	36.580	79.4	2:53.551 **(3)**	75.93	2.855	10:58:45.700
3 -	***51.358***	106.0	1:23.516	110.3	36.156	81.1	2:51.030 **(2)**	77.04	0.334	11:01:36.730
4 -	52.052	107.7	***1:22.662***	***112.7***	***35.982***	***81.4***	***2:50.696*** **(1)**	***77.20***		***11:04:27.426***
5 -	OUTLAP			98.3	38.437	78.3	4:12.915	52.10	1:22.219	11:08:40.341
6 -	54.791	103.0	1:24.853	103.5	38.590	77.4	2:58.234	73.93	7.538	11:11:38.575
7 -	54.785	102.4	1:24.755	110.3	36.849	79.5	2:56.389	74.70	5.693	11:14:34.964
8 -	52.905	105.6	1:23.982	110.9	37.097	80.3	2:53.984	75.74	3.288	11:17:28.948
9 -	53.092	107.3	1:25.464	96.5	37.195	79.4	2:55.751	74.97	5.055	11:20:24.699

Weather / Track : Bright / Dry

Silverstone GP
Circuit Length = 3.6604 miles
Start: 10:50 Flag 11:17 End: 11:20

Silverstone Classic

Royal Automobile Club Tourist Trophy for Historic Cars (Pre '63 GT)

QUALIFYING - RACE 5 - SECTOR ANALYSIS

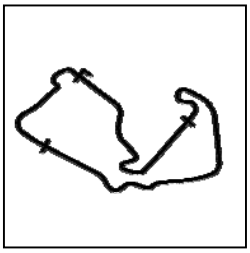

SECTOR 1 = FL to I1, SECTOR 2 = I1 to I2, SECTOR 3 = I2 to FL, DIFF = Difference To Personal Best Lap, P = Crossed Finish Line in Pit Lane, D = Time Disallowed

P30 48 INV JAMES / LETTS — Chevrolet Corvette

IDEAL LAP TIME : 2:51.646 BEST LAP TIME : 2:51.961 DIFFERENCE : 0.315

LAP	SECTOR 1		SECTOR 2		SECTOR 3		LAP TIME		MPH	DIFF	TIME OF DAY
1 -	55.209	85.7	1:28.970	111.4	37.144	74.1	3:01.323		72.67	9.362	10:56:34.369
2 -	52.714	96.9	1:26.701	100.7	39.311	75.5	2:58.726		73.73	6.765	10:59:33.095
3 -	58.028	85.0	1:25.751	109.4	38.125	72.7	3:01.904		72.44	9.943	11:02:34.999
4 -	OUTLAP			116.1	38.004	74.5	4:41.462		46.81	1:49.501	11:07:16.461
5 -	55.219	96.6	1:24.556	119.8	40.635	70.1	3:00.410		73.04	8.449	11:10:16.871
6 -	54.320	***100.0***	1:23.813	114.7	36.729	72.4	2:54.862	**(3)**	75.36	2.901	11:13:11.733
7 -	52.870	92.1	1:23.777	***121.1***	***35.885***	73.9	2:52.532	**(2)**	76.37	0.571	11:16:04.265
8 -	***52.440***	93.5	***1:23.321***	114.3	36.200	74.6	***2:51.961***	**(1)**	***76.63***		***11:18:56.226***

P31 77 INV PRICHARD-JONES / CREWDSON — Turner Mk3

IDEAL LAP TIME : 2:51.713 BEST LAP TIME : 2:52.040 DIFFERENCE : 0.327

LAP	SECTOR 1		SECTOR 2		SECTOR 3		LAP TIME		MPH	DIFF	TIME OF DAY
1 -	55.009	97.6	1:25.600	108.7	38.043	71.0	2:58.652	**(3)**	73.76	6.612	10:56:56.284
2 -	54.029	101.2	1:24.095	112.5	36.844	***78.1***	2:54.968	**(2)**	75.31	2.928	10:59:51.252
3 -	52.839	***103.8***	***1:23.068***	***115.1***	***36.133***	78.0	***2:52.040***	**(1)**	***76.59***		***11:02:43.292***
4 -	OUTLAP			95.8	44.169	70.7	4:49.355		45.54	1:57.315	11:07:32.647
5 -	58.432	87.8	1:33.664	91.0	41.090	72.4	3:13.186		68.21	21.146	11:10:45.833
6 -	56.089	98.2	1:28.788	107.3	42.075	70.7	3:06.952		70.48	14.912	11:13:52.785
7 -	56.379	100.1	1:28.225	105.0	39.690	76.6	3:04.294		71.50	12.254	11:16:57.079
8 -	56.165	103.7	1:28.302	109.4	39.585	77.5	3:04.052		71.59	12.012	11:20:01.131

P32 29 A Nicholas JAMES — Ogle SX1000

IDEAL LAP TIME : 2:54.137 BEST LAP TIME : 2:54.137 DIFFERENCE : 0.000

LAP	SECTOR 1		SECTOR 2		SECTOR 3		LAP TIME		MPH	DIFF	TIME OF DAY
1 -	57.768	94.7	1:27.427	106.5	37.429	74.2	3:02.624		72.15	8.487	10:57:04.157
2 -	54.354	100.9	1:26.876	104.5	37.521	76.6	2:58.751		73.72	4.614	11:00:02.908
3 -	55.124	101.0	1:28.690	104.8	36.839	76.1	3:00.653		72.94	6.516	11:03:03.561
4 -	53.396	101.5	1:27.840	***107.0***	36.588	75.7	2:57.824	**(3)**	74.10	3.687	11:06:01.385
5 -	53.110	***102.2***	1:26.217	106.0	37.700	***77.5***	2:57.027	**(2)**	74.43	2.890	11:08:58.412
6 -	***52.932***	102.1	***1:24.903***	105.1	***36.302***	76.1	***2:54.137***	**(1)**	***75.67***		***11:11:52.549***

P33 99 B GURNEY / COLES — Morgan Plus 4 Supersports

IDEAL LAP TIME : 2:52.627 BEST LAP TIME : 2:54.717 DIFFERENCE : 2.090

LAP	SECTOR 1		SECTOR 2		SECTOR 3		LAP TIME		MPH	DIFF	TIME OF DAY
1 -	57.140	77.0	1:27.994	110.7	36.623	74.3	3:01.757		72.50	7.040	10:57:05.661
2 -	53.085	106.6	1:24.374	***114.7***	38.236	74.0	2:55.695	**(2)**	75.00	0.978	11:00:01.356
3 -	54.536	104.6	***1:24.102***	112.9	***36.079***	75.3	***2:54.717***	**(1)**	***75.42***		***11:02:56.073***
4 -	***52.446***	***107.0***	1:25.216	106.5	39.827	69.1	2:57.489	**(3)**	74.24	2.772	11:05:53.562
5 -	OUTLAP			100.7	39.920	69.9	4:47.562		45.82	1:52.845	11:10:41.124
6 -	56.604	100.7	1:28.726	110.5	37.567	76.0	3:02.897		72.05	8.180	11:13:44.021
7 -	54.556	104.2	1:27.691	110.3	37.873	***77.4***	3:00.120		73.16	5.403	11:16:44.141
8 -	59.433	93.9	1:26.400	110.9	37.504	75.8	3:03.337		71.87	8.620	11:19:47.478

P34 129 D Rick WILLMOTT — Jaguar XK150 FHC

IDEAL LAP TIME : 2:54.451 BEST LAP TIME : 2:55.508 DIFFERENCE : 1.057

LAP	SECTOR 1		SECTOR 2		SECTOR 3		LAP TIME		MPH	DIFF	TIME OF DAY
1 -	54.857	95.3	1:25.802	109.8	37.666	70.7	2:58.325		73.89	2.817	10:56:10.237
2 -	53.794	104.5	1:25.110	111.2	38.546	72.9	2:57.450		74.26	1.942	10:59:07.687
3 -	53.827	105.6	1:24.777	111.1	36.904	71.8	***2:55.508***	**(1)**	***75.08***		***11:02:03.195***
4 -	53.344	***109.6***	1:24.746	111.2	38.220	73.0	2:56.310	**(3)**	74.74	0.802	11:04:59.505
5 -	54.001	99.2	1:24.761	***115.3***	37.031	72.4	2:55.793	**(2)**	74.96	0.285	11:07:55.298
6 -	***53.198***	103.2	1:25.615	108.2	37.783	74.8	2:56.596		74.62	1.088	11:10:51.894
7 -	53.201	103.2	1:26.251	109.2	38.964	73.0	2:58.416		73.85	2.908	11:13:50.310
8 -	53.654	107.5	1:25.446	105.1	37.536	***75.2***	2:56.636		74.60	1.128	11:16:46.946
9 -	55.741	96.5	***1:24.741***	114.3	***36.512***	74.3	2:56.994		74.45	1.486	11:19:43.940

Weather / Track : Bright / Dry

Silverstone GP
Circuit Length = 3.6604 miles
Start: 10:50 Flag 11:17 End: 11:20

Silverstone Classic

Royal Automobile Club Tourist Trophy for Historic Cars (Pre '63 GT)

QUALIFYING - RACE 5 - SECTOR ANALYSIS

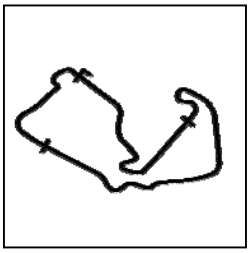

SECTOR 1 = FL to I1, SECTOR 2 = I1 to I2, SECTOR 3 = I2 to FL, DIFF = Difference To Personal Best Lap, P = Crossed Finish Line in Pit Lane, D = Time Disallowed

P35 14 A Paul GARSIDE — Lotus Elite

IDEAL LAP TIME : 2:55.521 BEST LAP TIME : 2:56.163 DIFFERENCE : 0.642

LAP	SECTOR 1		SECTOR 2		SECTOR 3		LAP TIME		MPH	DIFF	TIME OF DAY
1 -	55.844	97.2	1:26.494	107.8	***36.428***	75.5	2:58.766	**(2)**	73.71	2.603	10:56:44.489
2 -	54.084	***103.4***	***1:25.627***	***109.2***	36.452	***77.8***	***2:56.163***	**(1)**	***74.80***		***10:59:40.652***
3 -	OUTLAP			103.4	45.093	57.0	4:26.811		49.38	1:30.648	11:04:07.463

P36 49 C Chris WOODGATE — Aston Martin DB3

IDEAL LAP TIME : 2:56.004 BEST LAP TIME : 2:56.163 DIFFERENCE : 0.159

LAP	SECTOR 1		SECTOR 2		SECTOR 3		LAP TIME		MPH	DIFF	TIME OF DAY
1 -	57.160	92.6	1:29.347	106.3	37.326	72.1	3:03.833		71.68	7.670	10:57:06.341
2 -	55.275	101.6	1:27.619	105.8	37.162	76.3	3:00.056		73.18	3.893	11:00:06.397
3 -	53.669	103.7	1:27.351	106.6	37.101	***77.4***	2:58.121	**(2)**	73.98	1.958	11:03:04.518
4 -	53.684	98.3	1:27.805	***108.9***	37.205	76.5	2:58.694	**(3)**	73.74	2.531	11:06:03.212
5 -	***53.312***	103.7	1:31.913	89.0	40.611	76.4	3:05.836		70.91	9.673	11:09:09.048
6 -	53.471	***105.6***	***1:26.281***	107.5	***36.411***	77.2	***2:56.163***	**(1)**	***74.80***		***11:12:05.211***
7 -	54.375	102.7	1:27.420	105.3	37.796	76.9	2:59.591		73.37	3.428	11:15:04.802

P37 149 A INGRAM / ROWLEY — Lotus Elite S2 Super 95

IDEAL LAP TIME : 2:58.500 BEST LAP TIME : 2:59.110 DIFFERENCE : 0.610

LAP	SECTOR 1		SECTOR 2		SECTOR 3		LAP TIME		MPH	DIFF	TIME OF DAY
1 -	55.622	101.6	1:26.717	106.1	***37.377***	76.0	2:59.716	**(2)**	73.32	0.606	10:57:02.568
2 -	***54.580***	***102.4***	***1:26.543***	***108.2***	37.987	***76.6***	***2:59.110***	**(1)**	***73.57***		***11:00:01.678***
3 -	OUTLAP			97.6	41.281	70.4	4:35.976		47.74	1:36.866	11:04:37.654
4 -	57.752	95.3	1:33.022	98.5	39.893	71.0	3:10.667		69.11	11.557	11:07:48.321
5 -	57.633	98.8	1:28.289	99.2	39.107	71.9	3:05.029		71.22	5.919	11:10:53.350
6 -	55.790	94.1	1:30.583	100.4	38.848	71.6	3:05.221		71.14	6.111	11:13:58.571
7 -	56.240	94.6	1:30.433	96.6	39.336	67.3	3:06.009		70.84	6.899	11:17:04.580
8 -	56.567	94.5	1:29.160	96.2	39.293	70.8	3:05.020	**(3)**	71.22	5.910	11:20:09.600

P38 8 D John CLARK — Jaguar E-type

IDEAL LAP TIME : 2:54.292 BEST LAP TIME : 3:03.385 DIFFERENCE : 9.093

LAP	SECTOR 1		SECTOR 2		SECTOR 3		LAP TIME		MPH	DIFF	TIME OF DAY
1 -	***52.000***	***106.3***	***1:25.472***	106.8	45.913	31.5	***3:03.385***	**(1)**	***71.85***		***10:56:29.509***

P39 43 INV JO.WILLMOTT / JA.WILLMOTT — Alfa Romeo Guilia 1600 Sprint

IDEAL LAP TIME : 3:05.864 BEST LAP TIME : 3:07.343 DIFFERENCE : 1.479

LAP	SECTOR 1		SECTOR 2		SECTOR 3		LAP TIME		MPH	DIFF	TIME OF DAY
1 -	57.781	86.3	1:33.335	***95.5***	39.404	68.1	3:10.520		69.16	3.177	10:56:26.391
2 -	57.663	91.6	***1:31.138***	93.8	38.755	70.7	3:07.556	**(2)**	70.26	0.213	10:59:33.947
3 -	57.585	81.2	1:31.894	93.8	38.351	66.2	3:07.830	**(3)**	70.15	0.487	11:02:41.777
4 -	OUTLAP			93.0	38.976	69.6	7:07.303		30.83	3:59.960	11:09:49.080
5 -	57.778	***96.2***	1:32.268	95.0	***37.297***	***72.1***	***3:07.343***	**(1)**	***70.34***		***11:12:56.423***

P40 6 A ADELMAN / HALL — Alfa Romeo

IDEAL LAP TIME : 3:06.537 BEST LAP TIME : 3:07.437 DIFFERENCE : 0.900

LAP	SECTOR 1		SECTOR 2		SECTOR 3		LAP TIME		MPH	DIFF	TIME OF DAY
1 -	58.959	91.5	1:33.530	97.6	***38.296***	***72.2***	3:10.785	**(2)**	69.07	3.348	10:57:09.498
2 -	***56.452***	***94.1***	***1:31.789***	94.7	39.196	71.5	***3:07.437***	**(1)**	***70.30***		***11:00:16.935***
3 -	OUTLAP			***98.8***	42.575	65.4	5:51.298		37.51	2:43.861	11:06:08.233
4 -	1:02.095	87.6	1:39.504	90.4	46.750	61.7	3:28.349	**(3)**	63.24	20.912	11:09:36.582
5 -	1:03.134	90.1	1:43.505	96.0	45.224	60.7	3:31.863		62.19	24.426	11:13:08.445
6 -	1:04.473	91.5	1:41.535	94.7	44.977	62.8	3:30.985		62.45	23.548	11:16:39.430
7 -	1:04.059	88.4	1:43.207	96.0	46.234	67.1	3:33.500		61.72	26.063	11:20:12.930

Weather / Track : Bright / Dry

Silverstone GP
Circuit Length = 3.6604 miles
Start: 10:50 Flag 11:17 End: 11:20

Silverstone Classic

Royal Automobile Club Tourist Trophy for Historic Cars (Pre '63 GT)

QUALIFYING - RACE 5 - BEST SECTORS

	SECTOR 1			SECTOR 2			SECTOR 3		
POS	NO	NAME	TIME	NO	NAME	TIME	NO	NAME	TIME
1	19	BECHTOLSHEIMEF	45.510	19	BECHTOLSHEIMEF	1:13.074	211	G.DODD / J.DODD	32.088
2	16	L.HALUSA / N.HALU	46.145	16	L.HALUSA / N.HALU	1:14.136	73	COTTINGHAM / ST.	32.175
3	211	G.DODD / J.DODD	46.253	211	G.DODD / J.DODD	1:14.487	19	BECHTOLSHEIMEF	32.527
4	73	COTTINGHAM / ST.	46.555	33	Jo.MINSHAW / Ja.M	1:14.847	33	Jo.MINSHAW / Ja.M	32.681
5	24	HUNT / BL'-EDWAR	46.600	73	COTTINGHAM / ST.	1:15.291	16	L.HALUSA / N.HALU	32.756
6	33	Jo.MINSHAW / Ja.M	47.212	24	HUNT / BL'-EDWAR	1:16.109	24	HUNT / BL'-EDWAR	32.979
7	133	BELL / THOMAS	47.757	91	HOLME / GREENSA	1:16.577	91	HOLME / GREENSA	33.097
8	66	MCFADDEN / CULL	47.817	66	MCFADDEN / CULL	1:16.942	133	BELL / THOMAS	33.144
9	91	HOLME / GREENSA	47.919	133	BELL / THOMAS	1:17.315	2	FISKEN / WAKEMA	33.572
10	2	FISKEN / WAKEMA	48.348	23	WOOD	1:17.777	66	MCFADDEN / CULL	33.652
11	23	WOOD	48.951	2	FISKEN / WAKEMA	1:17.936	23	WOOD	34.052
12	41	HUNT / GRANT-PE	49.104	15	BURTON	1:19.218	41	HUNT / GRANT-PE	34.144
13	82	BINFIELD	49.370	10	STOHRMANN JR	1:19.332	10	STOHRMANN JR	34.209
14	22	MILLER / GOBLE	49.502	22	MILLER / GOBLE	1:19.923	600	TORDOFF	34.531
15	15	BURTON	49.524	74	WRIGLEY	1:20.040	74	WRIGLEY	34.552
16	207	HARRIS / WILMOTH	49.602	41	HUNT / GRANT-PE	1:20.081	22	MILLER / GOBLE	34.557
17	74	WRIGLEY	49.660	82	BINFIELD	1:20.557	207	HARRIS / WILMOTH	34.579
18	10	STOHRMANN JR	49.671	207	HARRIS / WILMOTH	1:20.726	68	GORDON / FINBUR	34.648
19	44	S.DRABBLE / A.DR.	50.171	44	S.DRABBLE / A.DR.	1:21.276	44	S.DRABBLE / A.DR.	34.652
20	141	BURNETT	50.382	600	TORDOFF	1:21.285	15	BURTON	34.852
21	68	GORDON / FINBUR	50.451	68	GORDON / FINBUR	1:21.318	25	WATSON / O'CONN	35.153
22	120	O'SHEA / HALL	50.936	141	BURNETT	1:21.743	141	BURNETT	35.259
23	600	TORDOFF	50.992	25	WATSON / O'CONN	1:22.265	82	BINFIELD	35.316
24	119	HUDSON / MORLE'	51.273	120	O'SHEA / HALL	1:22.285	120	O'SHEA / HALL	35.794
25	118	RAWE / SANZ DE A	51.358	119	HUDSON / MORLE'	1:22.380	48	JAMES / LETTS	35.885
26	25	WATSON / O'CONN	51.841	118	RAWE / SANZ DE A	1:22.662	118	RAWE / SANZ DE A	35.982
27	8	CLARK	52.000	77	PRICHARD-JONES	1:23.068	99	GURNEY / COLES	36.079
28	48	JAMES / LETTS	52.440	48	JAMES / LETTS	1:23.321	119	HUDSON / MORLE'	36.093
29	99	GURNEY / COLES	52.446	99	GURNEY / COLES	1:24.102	77	PRICHARD-JONES	36.133
30	77	PRICHARD-JONES	52.512	129	WILLMOTT	1:24.741	29	JAMES	36.302
31	29	JAMES	52.932	29	JAMES	1:24.903	49	WOODGATE	36.411
32	129	WILLMOTT	53.198	8	CLARK	1:25.472	14	GARSIDE	36.428
33	49	WOODGATE	53.312	14	GARSIDE	1:25.627	129	WILLMOTT	36.512
34	14	GARSIDE	53.466	49	WOODGATE	1:26.281	8	CLARK	36.820
35	149	INGRAM / ROWLEY	54.580	149	INGRAM / ROWLEY	1:26.543	43	JO.WILLMOTT / JA.	37.297
36	6	ADELMAN / HALL	56.452	43	JO.WILLMOTT / JA.	1:31.138	149	INGRAM / ROWLEY	37.377
37	43	JO.WILLMOTT / JA.	57.429	6	ADELMAN / HALL	1:31.789	6	ADELMAN / HALL	38.296
38									
39									
40									

	IDEAL / BEST COMPARISON				
POS	NO	NAME	IDEAL	BEST	DIFF
		PERFECT LAP	2:30.672		
1	19	BECHTOLSHEIMER/I	2:31.111	2:32.242	1.131
2	211	G.DODD / J.DODD	2:32.828	2:33.627	0.799
3	16	L.HALUSA / N.HALUS	2:33.037	2:33.082	0.045
4	73	COTTINGHAM / STAN	2:34.021	2:34.422	0.401
5	33	Jo.MINSHAW / Ja.MIN	2:34.740	2:35.251	0.511
6	24	HUNT / BL'-EDWARD	2:35.688	2:36.148	0.460
7	91	HOLME / GREENSAL	2:37.593	2:37.638	0.045
8	133	BELL / THOMAS	2:38.216	2:38.406	0.190
9	66	MCFADDEN / CULLE	2:38.411	2:38.683	0.272
10	2	FISKEN / WAKEMAN	2:39.856	2:39.964	0.108
11	23	WOOD	2:40.780	2:41.064	0.284
12	10	STOHRMANN JR	2:43.212	2:43.212	0.000
13	41	HUNT / GRANT-PETE	2:43.329	2:43.702	0.373
14	15	BURTON	2:43.594	2:44.066	0.472
15	22	MILLER / GOBLE	2:43.982	2:44.110	0.128
16	74	WRIGLEY	2:44.252	2:44.667	0.415
17	207	HARRIS / WILMOTH	2:44.907	2:45.219	0.312
18	82	BINFIELD	2:45.243	2:45.245	0.002
19	44	S.DRABBLE / A.DRAE	2:46.099	2:46.099	0.000
20	68	GORDON / FINBURG	2:46.417	2:46.613	0.196
21	600	TORDOFF	2:46.808	2:46.808	0.000
22	141	BURNETT	2:47.384	2:47.570	0.186
23	120	O'SHEA / HALL	2:49.015	2:49.254	0.239
24	25	WATSON / O'CONNE	2:49.259	2:49.843	0.584
25	119	HUDSON / MORLEY	2:49.746	2:49.746	0.000
26	118	RAWE / SANZ DE AC	2:50.002	2:50.696	0.694
27	48	JAMES / LETTS	2:51.646	2:51.961	0.315
28	77	PRICHARD-JONES /	2:51.713	2:52.040	0.327
29	99	GURNEY / COLES	2:52.627	2:54.717	2.090
30	29	JAMES	2:54.137	2:54.137	0.000
31	8	CLARK	2:54.292	3:03.385	9.093
32	129	WILLMOTT	2:54.451	2:55.508	1.057
33	14	GARSIDE	2:55.521	2:56.163	0.642
34	49	WOODGATE	2:56.004	2:56.163	0.159
35	149	INGRAM / ROWLEY	2:58.500	2:59.110	0.610
36	43	JO.WILLMOTT / JA.W	3:05.864	3:07.343	1.479
37	6	ADELMAN / HALL	3:06.537	3:07.437	0.900
38	7	JO. YOUNG / JA. YOU		2:40.624	
39	100	THORNE / TODD		2:44.629	
40	21	LE BLANC		2:45.618	

Weather / Track : Bright / Dry

Silverstone GP
Circuit Length = 3.6604 miles
Start: 10:50 Flag 11:17 End: 11:20

Results can be found at www.tsl-timing.com

Printed - 11:23 Friday, 26 July 2019

Silverstone Classic

Royal Automobile Club Tourist Trophy for Historic Cars (Pre '63 GT)

QUALIFYING - RACE 5 - BEST SPEEDS

	INTERMEDIATE 1			INTERMEDIATE 2			FINISH LINE		
POS	NO	NAME	MPH	NO	NAME	MPH	NO	NAME	MPH
1	19	BECHTOLSHEIMER/LINDSAY	127.0	211	G.DODD / J.DODD	138.9	211	G.DODD / J.DODD	92.6
2	33	Jo.MINSHAW / Ja.MINSHAW	126.1	19	BECHTOLSHEIMER/LINDSAY	134.2	19	BECHTOLSHEIMER/LINDSAY	91.8
3	16	L.HALUSA / N.HALUSA	125.2	33	Jo.MINSHAW / Ja.MINSHAW	130.8	73	COTTINGHAM / STANLEY	90.5
4	73	COTTINGHAM / STANLEY	125.2	24	HUNT / BL'-EDWARDS	130.8	33	Jo.MINSHAW / Ja.MINSHAW	89.5
5	211	G.DODD / J.DODD	124.5	16	L.HALUSA / N.HALUSA	130.5	16	L.HALUSA / N.HALUSA	88.8
6	24	HUNT / BL'-EDWARDS	124.2	73	COTTINGHAM / STANLEY	130.3	91	HOLME / GREENSALL	88.7
7	66	MCFADDEN / CULLEN	124.0	66	MCFADDEN / CULLEN	129.3	24	HUNT / BL'-EDWARDS	88.4
8	2	FISKEN / WAKEMAN	123.1	22	MILLER / GOBLE	128.8	66	MCFADDEN / CULLEN	87.9
9	91	HOLME / GREENSALL	122.6	23	WOOD	128.0	133	BELL / THOMAS	87.2
10	133	BELL / THOMAS	120.6	91	HOLME / GREENSALL	127.0	41	HUNT / GRANT-PETERKIN	86.9
11	74	WRIGLEY	118.9	2	FISKEN / WAKEMAN	125.9	23	WOOD	86.5
12	207	HARRIS / WILMOTH	118.9	120	O'SHEA / HALL	125.9	2	FISKEN / WAKEMAN	86.3
13	23	WOOD	118.7	15	BURTON	124.7	74	WRIGLEY	86.1
14	22	MILLER / GOBLE	118.7	74	WRIGLEY	124.5	82	BINFIELD	86.1
15	41	HUNT / GRANT-PETERKIN	118.5	82	BINFIELD	124.5	119	HUDSON / MORLEY	85.9
16	15	BURTON	118.1	207	HARRIS / WILMOTH	124.0	207	HARRIS / WILMOTH	85.2
17	120	O'SHEA / HALL	118.1	133	BELL / THOMAS	123.1	15	BURTON	84.0
18	82	BINFIELD	117.3	41	HUNT / GRANT-PETERKIN	121.7	22	MILLER / GOBLE	83.8
19	141	BURNETT	115.3	48	JAMES / LETTS	121.1	10	STOHRMANN JR	83.4
20	119	HUDSON / MORLEY	115.3	141	BURNETT	119.6	44	S.DRABBLE / A.DRABBLE	81.8
21	10	STOHRMANN JR	112.2	119	HUDSON / MORLEY	117.7	68	GORDON / FINBURGH	81.4
22	44	S.DRABBLE / A.DRABBLE	111.6	10	STOHRMANN JR	115.7	118	RAWE / SANZ DE ACEDO	81.4
23	129	WILLMOTT	109.6	129	WILLMOTT	115.3	48	JAMES / LETTS	80.8
24	118	RAWE / SANZ DE ACEDO	108.0	44	S.DRABBLE / A.DRABBLE	115.1	600	TORDOFF	79.8
25	68	GORDON / FINBURGH	107.8	77	PRICHARD-JONES / CREWDSO	115.1	8	CLARK	79.5
26	99	GURNEY / COLES	107.0	99	GURNEY / COLES	114.7	141	BURNETT	78.8
27	8	CLARK	106.3	118	RAWE / SANZ DE ACEDO	112.7	77	PRICHARD-JONES / CREWDSO	78.1
28	49	WOODGATE	105.6	8	CLARK	112.5	120	O'SHEA / HALL	78.0
29	600	TORDOFF	105.3	68	GORDON / FINBURGH	111.6	14	GARSIDE	77.8
30	77	PRICHARD-JONES / CREWDSO	103.8	600	TORDOFF	110.3	25	WATSON / O'CONNELL	77.7
31	14	GARSIDE	103.4	14	GARSIDE	109.2	29	JAMES	77.5
32	149	INGRAM / ROWLEY	102.4	49	WOODGATE	108.9	49	WOODGATE	77.4
33	25	WATSON / O'CONNELL	102.2	149	INGRAM / ROWLEY	108.2	99	GURNEY / COLES	77.4
34	29	JAMES	102.2	25	WATSON / O'CONNELL	107.3	149	INGRAM / ROWLEY	76.6
35	48	JAMES / LETTS	100.0	29	JAMES	107.0	129	WILLMOTT	75.2
36	43	JO.WILLMOTT / JA.WILLMOTT	96.2	6	ADELMAN / HALL	98.8	6	ADELMAN / HALL	72.2
37	6	ADELMAN / HALL	94.1	43	JO.WILLMOTT / JA.WILLMOTT	95.5	43	JO.WILLMOTT / JA.WILLMOTT	72.1
38									
39									
40									

Weather / Track : Bright / Dry

Silverstone GP
Circuit Length = 3.6604 miles
Start: 10:50 Flag 11:17 End: 11:20

Results can be found at www.tsl-timing.com

Printed - 11:24 Friday, 26 July 2019

Silverstone Classic

Royal Automobile Club Tourist Trophy for Historic Cars (Pre '63 GT)

QUALIFYING - RACE 5 - STATISTICS

Competitors Started	40
Planned Start	2019-07-26 @ 10:54:00.000
Actual Start	2019-07-26 @ 10:50:36.678
Finish Time	2019-07-26 @ 11:17:41.140
Track Length	3.6604mi.
Total Laps	310
Total Distance Covered	1134.7542mi.

Session Fastest Lap History

NO	CL	NAME	LAP TIME	TIME OF DAY	LAP	VEHICLE
133	C	**BELL / THOMAS**	**2:39.363**	10:55:16.258	1	Austin-Healey 3000
16	C	**L.HALUSA / N.HALUSA**	**2:38.631**	10:55:24.369	1	Ferrari 250 GT Breadvan
73	D	**COTTINGHAM / STANLEY**	**2:35.778**	10:55:26.112	1	Jaguar E-type
33	D	**Jo.MINSHAW / Ja.MINSHAW**	**2:35.257**	10:55:55.069	1	Jaguar E-type
16	C	**L.HALUSA / N.HALUSA**	**2:34.209**	10:57:58.579	2	Ferrari 250 GT Breadvan
16	C	**L.HALUSA / N.HALUSA**	**2:33.842**	11:06:59.270	5	Ferrari 250 GT Breadvan
211	D	**G.DODD / J.DODD**	**2:33.627**	11:11:39.888	6	Jaguar E-type
16	C	**L.HALUSA / N.HALUSA**	**2:33.082**	11:17:17.893	9	Ferrari 250 GT Breadvan
19	INV	**BECHTOLSHEIMER/LINDSAY**	**2:32.242**	11:18:59.443	9	Tojeiro GT Tojeiro EE

Flag History

TYPE	TIME OF DAY
GREEN	10:50:36.678
FINISH	11:17:41.140

Flag Statistics

TYPE	COUNT	TOTAL LAPS	TOTAL TIME
Green	1	10	30:08.454
Red	0	0	0.000
Safety Car	0	0	0.000
FCY	0	0	0.000

Silverstone GP
Circuit Length = 3.6604 miles
Start: 10:50 Flag 11:17 End: 11:20

Weather / Track : Bright / Dry

These results are provisional until the conclusion of any judicial and technical matters.

Clerk Of Course :		Timekeeper :

Silverstone Classic

Royal Automobile Club Tourist Trophy for Historic Cars (Pre '63 GT)

QUALIFYING - RACE 5 - STATISTICS

CLASS : D

14 Starters

Fastest Lap History

NO	NAME	LAP TIME	TIME OF DAY	LAP	VEHICLE
24	**HUNT / BL'-EDWARDS**	**2:42.016**	10:55:25.190	1	AC Cobra
73	**COTTINGHAM / STANLEY**	**2:35.778**	10:55:26.112	1	Jaguar E-type
33	**Jo.MINSHAW / Ja.MINSHAW**	**2:35.257**	10:55:55.069	1	Jaguar E-type
73	**COTTINGHAM / STANLEY**	**2:35.197**	10:58:01.309	2	Jaguar E-type
73	**COTTINGHAM / STANLEY**	**2:34.422**	11:00:35.731	3	Jaguar E-type
211	**G.DODD / J.DODD**	**2:33.627**	11:11:39.888	6	Jaguar E-type

Silverstone GP

Weather / Track : Bright / Dry

Circuit Length = 3.6604 miles

These results are provisional until the conclusion of any judicial and technical matters.

Start: 10:50 Flag 11:17 End: 11:20

Clerk Of Course :		Timekeeper :

Silverstone Classic

Royal Automobile Club Tourist Trophy for Historic Cars (Pre '63 GT)

QUALIFYING - RACE 5 - STATISTICS

CLASS : A

7 Starters

Fastest Lap History

NO	NAME	LAP TIME	TIME OF DAY	LAP	VEHICLE
10	**Peter STOHRMANN JR**	**2:57.421**	10:55:59.514	1	Lotus Elite
68	**GORDON / FINBURGH**	**2:52.005**	10:56:16.613	1	Lotus Elite
68	**GORDON / FINBURGH**	**2:49.508**	10:59:06.122	2	Lotus Elite
68	**GORDON / FINBURGH**	**2:46.711**	11:01:52.832	3	Lotus Elite
68	**GORDON / FINBURGH**	**2:46.613**	11:07:27.820	5	Lotus Elite
10	**Peter STOHRMANN JR**	**2:43.784**	11:12:17.814	6	Lotus Elite
10	**Peter STOHRMANN JR**	**2:43.212**	11:15:01.028	7	Lotus Elite

Silverstone GP

Weather / Track : Bright / Dry

Circuit Length = 3.6604 miles

These results are provisional until the conclusion of any judicial and technical matters.

Start: 10:50 Flag 11:17 End: 11:20

Clerk Of Course :		Timekeeper :

Silverstone Classic

Royal Automobile Club Tourist Trophy for Historic Cars (Pre '63 GT)

QUALIFYING - RACE 5 - STATISTICS

CLASS : C

11 Starters

Fastest Lap History

NO	NAME	LAP TIME	TIME OF DAY	LAP	VEHICLE
133	**BELL / THOMAS**	**2:39.363**	10:55:16.258	1	Austin-Healey 3000
16	**L.HALUSA / N.HALUSA**	**2:38.631**	10:55:24.369	1	Ferrari 250 GT Breadvan
133	**BELL / THOMAS**	**2:38.406**	10:57:54.665	2	Austin-Healey 3000
16	**L.HALUSA / N.HALUSA**	**2:34.209**	10:57:58.579	2	Ferrari 250 GT Breadvan
16	**L.HALUSA / N.HALUSA**	**2:33.842**	11:06:59.270	5	Ferrari 250 GT Breadvan
16	**L.HALUSA / N.HALUSA**	**2:33.082**	11:17:17.893	9	Ferrari 250 GT Breadvan

Silverstone GP

Weather / Track : Bright / Dry

Circuit Length = 3.6604 miles

These results are provisional until the conclusion of any judicial and technical matters.

Start: 10:50 Flag 11:17 End: 11:20

Clerk Of Course :		Timekeeper :

Silverstone Classic

Royal Automobile Club Tourist Trophy for Historic Cars (Pre '63 GT)

QUALIFYING - RACE 5 - STATISTICS

CLASS : INV

5 Starters

Fastest Lap History

NO	NAME	LAP TIME	TIME OF DAY	LAP	VEHICLE
19	**BECHTOLSHEIMER/LINDSAY**	**2:45.669**	10:56:14.999	1	Tojeiro GT Tojeiro EE
19	**BECHTOLSHEIMER/LINDSAY**	**2:40.300**	10:58:55.299	2	Tojeiro GT Tojeiro EE
19	**BECHTOLSHEIMER/LINDSAY**	**2:37.882**	11:01:33.182	3	Tojeiro GT Tojeiro EE
19	**BECHTOLSHEIMER/LINDSAY**	**2:34.490**	11:08:42.867	5	Tojeiro GT Tojeiro EE
19	**BECHTOLSHEIMER/LINDSAY**	**2:33.942**	11:11:16.803	6	Tojeiro GT Tojeiro EE
19	**BECHTOLSHEIMER/LINDSAY**	**2:32.242**	11:18:59.443	9	Tojeiro GT Tojeiro EE

Silverstone GP

Weather / Track : Bright / Dry

Circuit Length = 3.6604 miles

These results are provisional until the conclusion of any judicial and technical matters.

Start: 10:50 Flag 11:17 End: 11:20

Clerk Of Course :		Timekeeper :

Silverstone Classic

Royal Automobile Club Tourist Trophy for Historic Cars (Pre '63 GT)

QUALIFYING - RACE 5 - STATISTICS

CLASS : B

3 Starters

Fastest Lap History

NO	NAME	LAP TIME	TIME OF DAY	LAP	VEHICLE
141	**Gareth BURNETT**	**2:48.599**	10:56:22.319	1	Porsche 356 Coupe GT
141	**Gareth BURNETT**	**2:47.570**	10:59:09.887	2	Porsche 356 Coupe GT
600	**Sam TORDOFF**	**2:46.808**	11:18:18.684	8	Porsche 356 1500S

Silverstone GP

Weather / Track : Bright / Dry

Circuit Length = 3.6604 miles

These results are provisional until the conclusion of any judicial and technical matters.

Start: 10:50 Flag 11:17 End: 11:20

Clerk Of Course :		Timekeeper :

Silverstone Classic

Royal Automobile Club Tourist Trophy for Historic Cars (Pre '63 GT)

RACE 5 - GRID (50 minutes) - AMENDED

Sheet No:	Issue Time:

ROW 19	37	43	3:07.343 Jo.WILLMOTT / Ja.WILLMOTT	38	6	3:07.437 ADELMAN / HALL
ROW 18	35	49	2:56.163 Chris WOODGATE	36	149	2:59.110 INGRAM / ROWLEY
ROW 17	33	129	2:55.508 Rick WILLMOTT	34	14	2:56.163 Paul GARSIDE
ROW 16	31	29	2:54.137 Nicholas JAMES	32	99	2:54.717 GURNEY / COLES
ROW 15	29	48	2:51.961 JAMES / LETTS	30	77	2:52.040 PRICHARD-JONES / CREWDSON
ROW 14	27	25	2:49.843 WATSON / O'CONNELL	28	118	2:50.696 RAWE / SANZ DE ACEDO
ROW 13	25	120	2:49.254 O'SHEA / HALL	26	119	2:49.746 HUDSON / MORLEY
ROW 12	23	600	2:46.808 Sam TORDOFF	24	141	2:47.570 Gareth BURNETT
ROW 11	21	44	2:46.099 S.DRABBLE / A.DRABBLE	22	68	2:46.613 GORDON / FINBURGH
ROW 10	19	82	2:45.245 Bob BINFIELD	20	21	2:45.618 Karsten LE BLANC
ROW 9	17	74	2:44.667 Mike WRIGLEY	18	207	2:45.219 HARRIS / WILMOTH
ROW 8	15	22	2:44.110 MILLER / GOBLE	16	100	2:44.629 THORNE / TODD
ROW 7	13	41	2:43.702 HUNT / GRANT-PETERKIN	14	15	2:44.066 John BURTON
ROW 6	11	23	2:41.064 Tony WOOD	12	10	2:43.212 Peter STOHRMANN JR
ROW 5	9	2	2:39.964 FISKEN / WAKEMAN	10	7	2:40.624 JO. YOUNG / JA. YOUNG
ROW 4	7	133	2:38.406 BELL / THOMAS	8	66	2:38.683 MCFADDEN / SHOVLIN
ROW 3	5	24	2:36.148 HUNT / BLAKENEY-EDWARDS	6	91	2:37.638 HOLME / GREENSALL
ROW 2	3	73	2:34.422 COTTINGHAM / STANLEY	4	33	2:35.251 Jo.MINSHAW / Ja.MINSHAW
ROW 1	1	19	2:32.242 BECHTOLSHEIMER / LINDSAY	2	16	2:33.082 L.HALUSA / N.HALUSA

Pole

Cars 8 & 211 withdrawn.

Silverstone GP
Circuit Length = 3.6604 miles

These results are provisional until the conclusion of any judicial and technical matters.

Clerk Of Course :	Steward :	Timekeeper :

Results can be found at www.tsl-timing.com

Printed - 11:45 Saturday, 27 July 2019

Silverstone Classic

Royal Automobile Club Tourist Trophy for Historic Cars (Pre '63 GT)

RACE 5 - CLASSIFICATION

Sheet No:	Issue Time:

POS	NO	CL	PIC	NAME	ENTRY	LAPS	TIME	GAP	DIFF	MPH	BEST	ON
1	24	D	1	HUNT / BLAKENEY-EDWARDS	AC Cobra	17	52:30.301			71.11	2:47.458	15
2	73	D	2	COTTINGHAM / STANLEY	Jaguar E-type	17	52:37.218	6.917	6.917	70.95	2:46.483	7
3	16	C	1	N.HALUSA / L.HALUSA	Ferrari 250 GT Breadvan	17	52:55.756	25.455	18.538	70.54	2:48.150	15
4	33	D	3	Jo.MINSHAW / Ja.MINSHAW	Jaguar E-type	17	52:58.465	28.164	2.709	70.48	2:47.387	5
5	2	D	4	WAKEMAN / FISKEN	Jaguar E-type	17	53:50.826	1:20.525	52.361	69.33	2:50.417	16
6	133	C	2	BELL / THOMAS	Austin-Healey 3000	17	53:52.354	1:22.053	1.528	69.30	2:52.860	12
7	19	INV	1	BECHTOLSHEIMER / LINDSAY	Tojeiro GT Tojeiro EE	17	53:55.361	1:25.060	3.007	69.24	2:49.386	4
8	141	B	1	Gareth BURNETT	Porsche 356 Coupe GT	17	54:42.624	2:12.323	47.263	68.24	2:58.602	6
9	600	B	2	Sam TORDOFF	Porsche 356 1500S	17	54:47.890	2:17.589	5.266	68.13	2:58.099	13
10	21 *	C	3	Karsten LE BLANC	Austin-Healey 3000	17	55:32.291	3:01.990	44.401	67.22	2:57.642	11
11	207	C	4	HARRIS / WILMOTH	Austin-Healey 3000	16	52:50.189	1 Lap	1 Lap	66.50	2:56.629	6
12	15	D	5	John BURTON	Jaguar E-type	16	53:18.838	1 Lap	28.649	65.91	2:59.505	15
13	118	C	5	RAWE / SANZ DE ACEDO	Triumph TR4	16	53:30.326	1 Lap	11.488	65.67	3:01.136	6
14	25	A	1	O'CONNELL / WATSON	Lotus Elite	16	53:53.568	1 Lap	23.242	65.20	3:00.541	4
15	100	C	6	THORNE / TODD	Austin-Healey 3000	16	53:55.415	1 Lap	1.847	65.16	2:57.242	4
16	74	D	6	MI. WRIGLEY / MA. WRIGLEY	Jaguar E-type	16	54:02.154	1 Lap	6.739	65.03	3:02.443	15
17	68	A	2	FINBURGH / GORDON	Lotus Elite	16	54:29.194	1 Lap	27.040	64.49	3:00.173	6
18	44	C	7	A.DRABBLE / S.DRABBLE	Reliant Sabre Six	16	54:58.610	1 Lap	29.416	63.91	3:00.740	4
19	129	D	7	Rick WILLMOTT	Jaguar XK150 FHC	16	55:00.438	1 Lap	1.828	63.88	3:08.673	13
20	82	D	8	Bob BINFIELD	Jaguar E-type Series 1	16	55:02.030	1 Lap	1.592	63.85	3:06.786	16
21	49	C	8	Chris WOODGATE	Aston Martin DB3	16	55:22.301	1 Lap	20.271	63.46	3:09.840	10
22	22	INV	2	GOBLE / MILLER	Aston Martin DB4 GT	16	55:27.773	1 Lap	5.472	63.35	2:58.581	6
23	14	A	3	Paul GARSIDE	Lotus Elite	16	55:34.367	1 Lap	6.594	63.23	3:07.579	14
24	99	B	3	GURNEY / COLES	Morgan Plus 4 Supersports	15	52:55.051	2 Laps	1 Lap	62.25	3:06.417	6
25	29	A	4	Nicholas JAMES	Ogle SX1000	15	53:07.331	2 Laps	12.280	62.01	3:10.880	5
26	119	C	9	HUDSON / MORLEY	Austin-Healey 3000 Mk2	15	53:19.804	2 Laps	12.473	61.77	3:14.994	13
27	48	INV	3	LETTS / JAMES	Chevrolet Corvette	15	53:32.760	2 Laps	12.956	61.52	3:07.193	5
28	6	A	5	ADELMAN / HALL	Alfa Romeo	14	54:39.195	3 Laps	1 Lap	56.26	3:09.742	13
29	149	A	6	INGRAM / ROWLEY	Lotus Elite S2 Super 95	13	52:53.418	4 Laps	1 Lap	53.98	3:27.485	12
30	77	INV	4	CREWDSON / PRICHARD-JONES	Turner Mk3	13	52:54.340	4 Laps	0.922	53.96	3:00.741	6

NOT CLASSIFIED

DNF	66	D		MCFADDEN / SHOVLIN	Jaguar E-type	15	47:58.561	2 Laps	0.000	68.66	2:54.617	15
DNF	23	D		T.WOOD / B.WOOD	Jaguar E-type	10	33:12.627	7 Laps	5 Laps	66.13	2:53.723	7
DNF	91	C		HOLME / GREENSALL	Austin-Healey 3000 Mk2	5	32:46.541	12 Laps	5 Laps	33.50	3:25.107	2
DNF	7	D		Ja. YOUNG / Jo. YOUNG	Jaguar E-type	3	10:55.443	14 Laps	2 Laps	60.31	3:02.538	3
DNF	41	C		HUNT / GRANT-PETERKIN	Austin-Healey 3000	2	7:54.031	15 Laps	1 Lap	55.59	3:08.734	2
DNF	43	INV		Ja.WILLMOTT / Jo.WILLMOTT	Alfa Romeo Guilia 1600 Sprint	2	10:25.059	15 Laps	2:31.028	42.16	5:02.417	1
DNF	10	A		P. STOHRMANN JR / P. STOHRMANN	Lotus Elite	0						
DNF	120	D		O'SHEA / HALL	Jaguar E-type	0						

FASTEST LAP

73	D	COTTINGHAM / STANLEY	Jaguar E-type	7	2:46.483	79.15 mph	127.38 kph
16	C	N.HALUSA / L.HALUSA	Ferrari 250 GT Breadvan	15	2:48.150	78.36 mph	126.12 kph
19	INV	BECHTOLSHEIMER / LINDSAY	Tojeiro GT Tojeiro EE	4	2:49.386	77.79 mph	125.20 kph
600	B	Sam TORDOFF	Porsche 356 1500S	13	2:58.099	73.99 mph	119.07 kph
68	A	FINBURGH / GORDON	Lotus Elite	6	3:00.173	73.13 mph	117.70 kph

Car 21 - 30 second penalty, no working transponder - Regulation Q12.2.1 refers.

Silverstone GP
Circuit Length = 3.6604 miles
Start: 12:25 Flag 13:17 End: 13:20

Weather / Track : Rain / Wet

These results are provisional until the conclusion of any judicial and technical matters.

Clerk Of Course :	Steward :	Timekeeper :

Results can be found at www.tsl-timing.com

Printed - 13:23 Saturday, 27 July 2019

Silverstone Classic

Royal Automobile Club Tourist Trophy for Historic Cars (Pre '63 GT)

RACE 5 - LAP CHART

LAP 1		@ 12:29:43.776
NO	BEHIND	LAP TIME
19		4:40.839
16	0.132	4:40.971
73	0.534	4:41.373
33	0.632	4:41.471
24	1.376	4:42.215
91	1.668	4:42.507
66	2.358	4:43.197
133	2.822	4:43.661
7	3.086	4:43.925
2	3.641	4:44.480
15	3.864	4:44.703
23	4.217	4:45.056
41	4.458	4:45.297
100	4.836	4:45.675
22	5.742	4:46.581
207	5.826	4:46.665
74	6.384	4:47.223
21	6.904	4:47.743
68	7.290	4:48.129
82	7.697	4:48.536
44	8.170	4:49.009
600	8.375	4:49.214
141	8.496	4:49.335
25	8.642	4:49.481
119	11.070	4:51.909
48	11.105	4:51.944
118	11.366	4:52.205
77	11.683	4:52.522
99	14.394	4:55.233
29	14.868	4:55.707
14	15.174	4:56.013
129	15.528	4:56.367
49	15.887	4:56.726
149	19.429	5:00.268
6	21.054	5:01.893
43	21.578	5:02.417

LAP 2		@ 12:32:38.719
NO	BEHIND	LAP TIME
33		2:54.311
73	0.718	2:55.127
19	2.260	2:57.203
16	3.598	2:58.409
66	12.454	3:05.039
24	13.545	3:07.112
133	14.997	3:07.118
23	15.216	3:05.942
7	17.123	3:08.980
15	17.777	3:08.856
41	18.249	3:08.734
100	18.478	3:08.585
68	18.856	3:06.509
25	18.995	3:05.296
141	21.539	3:07.986
2	22.730	3:14.032
600	23.178	3:09.746
22	25.015	3:14.216
44	25.743	3:12.516
118	28.667	3:12.244
21	30.286	3:18.325
91	31.832	3:25.107
82	32.475	3:19.721
77	32.802	3:16.062
48	33.277	3:17.115
207	33.591	3:22.708
99	36.862	3:17.411
74	40.032	3:28.591
129	41.921	3:21.336
29	43.859	3:23.934
119	46.152	3:30.025
49	46.810	3:25.866
14	47.600	3:27.369
149	1:16.744	3:52.258
6	1:25.271	3:59.160

LAP 3		@ 12:35:27.667
NO	BEHIND	LAP TIME
33		2:48.948
73	0.204	2:48.434
43	1 Lap	5:22.642
19	2.988	2:49.676
16	4.837	2:50.187
24	20.989	2:56.392
23	22.168	2:55.900
66	24.922	3:01.416
7	30.713	3:02.538
100	30.930	3:01.400
133	31.473	3:05.424
25	31.718	3:01.671
15	32.202	3:03.373
68	33.932	3:04.024
2	34.541	3:00.759
600	37.731	3:03.501
22	39.106	3:03.039
44	41.026	3:04.231
141	43.657	3:11.066
118	44.728	3:05.009
21	45.658	3:04.320
207	46.893	3:02.250
77	54.454	3:10.600
48	55.312	3:10.983
74	59.091	3:08.007
99	1:00.811	3:12.897
82	1:06.518	3:22.991
129	1:08.988	3:16.015
29	1:09.721	3:14.810
49	1:12.650	3:14.788
119	1:14.511	3:17.307
14	1:14.833	3:16.181

LAP 4		@ 12:38:15.439
NO	BEHIND	LAP TIME
73		2:47.568
33	1.814	2:49.586
6	1 Lap	4:13.950
19	4.602	2:49.386
16	5.877	2:48.812
24	27.543	2:54.326
23	28.518	2:54.122
66	34.406	2:57.256
100	40.400	2:57.242
133	44.283	3:00.582
25	44.487	3:00.541
15	45.701	3:01.271
2	45.973	2:59.204
68	48.797	3:02.637
600	51.112	3:01.153
22	53.607	3:02.273
44	53.994	3:00.740
141	55.664	2:59.779
207	58.713	2:59.592
118	1:00.324	3:03.368
21	1:00.964	3:03.078
77	1:13.078	3:06.396
149	1 Lap	5:33.870
74	1:17.241	3:05.922
48	1:17.772	3:10.232
99	1:20.636	3:07.597
82	1:29.397	3:10.651
49	1:36.502	3:11.624
129	1:37.437	3:16.221
14	1:40.025	3:12.964
119	1:48.049	3:21.310
29	1:52.648	3:30.699

LAP 5		@ 12:41:02.710
NO	BEHIND	LAP TIME
73		2:47.271
33	1.930	2:47.387
16	7.456	2:48.850
19	13.692	2:56.361
91	2 Laps	8:19.818
24	34.663	2:54.391
23	34.980	2:53.733
66	44.521	2:57.386
2	56.898	2:58.196
133	58.736	3:01.724
25	59.214	3:01.998
15	1:00.448	3:02.018
100	1:01.655	3:08.526
68	1:02.733	3:01.207
600	1:05.130	3:01.289
22	1:07.390	3:01.054
141	1:07.787	2:59.394
207	1:11.012	2:59.570
118	1:15.698	3:02.645
21	1:16.401	3:02.708
44	1:26.640	3:19.917
77	1:30.734	3:04.927
6	1 Lap	4:18.406
48	1:37.694	3:07.193
99	1:41.063	3:07.698
74	1:49.997	3:20.027
82	1:52.179	3:10.053
49	2:00.830	3:11.599
129	2:04.278	3:14.112
14	2:05.673	3:12.919
149	1 Lap	3:49.466
29	2:16.257	3:10.880
119	2:19.712	3:18.934

Weather / Track : Rain / Wet

Silverstone GP
Circuit Length = 3.6604 miles
Start: 12:25 Flag 13:17 End: 13:20

Silverstone Classic

Royal Automobile Club Tourist Trophy for Historic Cars (Pre '63 GT)

RACE 5 - LAP CHART

LAP 6		@ 12:43:49.892
NO	BEHIND	LAP TIME
73		2:47.182
33	2.359	2:47.611
16	16.983	2:56.709
19	39.760	3:13.250
24	43.582	2:56.101
23	46.385	2:58.587
66	56.926	2:59.587
2	1:07.445	2:57.729
133	1:11.894	3:00.340
15	1:12.845	2:59.579
100	1:13.210	2:58.737
25	1:13.513	3:01.481
68	1:15.724	3:00.173
600	1:17.491	2:59.543
22	1:18.789	2:58.581
141	1:19.207	2:58.602
207	1:20.459	2:56.629
118	1:29.652	3:01.136
21	1:31.692	3:02.473
77	1:44.293	3:00.741
44	1:48.135	3:08.677
48	1:58.795	3:08.283
99	2:00.298	3:06.417
74	2:11.324	3:08.509
82	2:14.594	3:09.597
49	2:25.038	3:11.390
129	2:30.444	3:13.348
14	2:30.802	3:12.311
29	2:44.887	3:15.812

LAP 7		@ 12:46:36.375
NO	BEHIND	LAP TIME
73		2:46.483
33	4.224	2:48.348
119	1 Lap	3:22.846
6	2 Laps	4:19.866
16	22.126	2:51.626
149	2 Laps	3:46.850
19	47.325	2:54.048
23	53.625	2:53.723
66	1:08.095	2:57.652
2	1:17.517	2:56.555
100	1:26.618	2:59.891
15	1:27.101	3:00.739
133	1:28.551	3:03.140
25	1:28.830	3:01.800
600	1:31.571	3:00.563
141	1:33.180	3:00.456
22	1:34.150	3:01.844
118	1:44.963	3:01.794
21	1:45.311	3:00.102
207	1:54.384	3:20.408
44	2:08.318	3:06.666
24	2:18.863	4:21.764
48	2:21.680	3:09.368
99	2:22.771	3:08.956
74	2:32.083	3:07.242
82	2:40.045	3:11.934

LAP 8		@ 12:49:25.893
NO	BEHIND	LAP TIME
73		2:49.518
49	1 Lap	3:11.782
33	2.716	2:48.010
129	1 Lap	3:13.508
14	1 Lap	3:14.820
29	1 Lap	3:15.795
16	27.451	2:54.843
119	1 Lap	3:21.895
68	1 Lap	5:04.053
19	53.555	2:55.748
23	58.646	2:54.539
66	1:17.317	2:58.740
2	1:26.347	2:58.348
149	2 Laps	3:54.168
25	1:40.383	3:01.071
133	1:42.163	3:03.130
141	1:43.681	3:00.019
600	1:44.455	3:02.402
22	1:46.758	3:02.126
21	1:54.936	2:59.143
118	1:57.896	3:02.451
207	2:03.336	2:58.470
24	2:20.616	2:51.271
44	2:31.030	3:12.230
48	2:39.974	3:07.812
99	2:43.941	3:10.688

LAP 9		@ 12:52:15.064
NO	BEHIND	LAP TIME
73		2:49.171
33	12.373	2:58.828
82	1 Lap	3:13.730
6	3 Laps	5:34.389
15	1 Lap	4:32.765
100	1 Lap	4:34.846
49	1 Lap	3:11.775
91	5 Laps	11:12.477
16	29.761	2:51.481
14	1 Lap	3:13.543
29	1 Lap	3:12.825
19	59.505	2:55.121
23	1:07.325	2:57.850
68	1 Lap	3:20.283
119	1 Lap	3:26.930
66	1:29.554	3:01.408
74	1 Lap	4:46.406
25	1:54.171	3:02.959
141	1:58.657	3:04.147
22	2:00.022	3:02.435
129	1 Lap	4:55.953
24	2:34.677	3:03.232
149	2 Laps	4:02.631
77	2 Laps	9:47.984
48	3:07.773	3:16.970
2	3:12.217	4:35.041
133	3:24.447	4:31.455
600	3:31.666	4:36.382
21	3:38.102	4:32.337
118	3:51.894	4:43.169
207	3:54.937	4:40.772
6	2 Laps	4:40.113
15	4:57.126	4:35.949
100	4:58.274	4:35.499
68	4:58.971	3:44.083
74	5:00.976	3:21.176
44	5:05.476	5:23.617
99	5:07.606	5:12.836

LAP 10		@ 12:57:23.469
NO	BEHIND	LAP TIME
22		3:08.383
129	1 Lap	3:15.165
24	22.322	2:56.050
73	22.602	5:31.007
91	5 Laps	5:06.632
82	1 Lap	5:29.942
33	37.260	5:33.292
49	1 Lap	5:28.492
16	44.348	5:22.992
14	1 Lap	5:25.413
23	52.095	4:53.175
66	53.968	4:32.819
19	55.192	5:04.092
119	1 Lap	4:58.603
29	1 Lap	5:29.940
2	1:15.127	3:11.315
133	1:16.425	3:00.383
141	1:19.495	4:29.243
600	1:26.144	3:02.883
21	1:30.212	3:00.515
25	1:32.851	4:47.085
207	2:00.757	3:14.225
118	2:02.569	3:19.080
15	2:52.307	3:03.586
149	2 Laps	5:21.144
100	3:02.109	3:12.240
6	2 Laps	3:16.699
68	3:06.514	3:15.948
74	3:07.848	3:15.277

Weather / Track : Rain / Wet

Silverstone GP
Circuit Length = 3.6604 miles
Start: 12:25 Flag 13:17 End: 13:20

Silverstone Classic

Royal Automobile Club Tourist Trophy for Historic Cars (Pre '63 GT)

RACE 5 - LAP CHART

LAP 11	@ 13:00:36.982	
NO	BEHIND	LAP TIME
24		2:51.191
44	1 Lap	3:18.897
77	3 Laps	5:17.425
73	2.767	2:53.678
99	1 Lap	3:20.584
129	1 Lap	3:11.220
33	19.522	2:55.775
16	21.315	2:50.480
82	1 Lap	3:13.432
49	1 Lap	3:09.840
66	43.064	3:02.609
19	44.307	3:02.628
14	1 Lap	3:12.660
133	57.482	2:54.570
2	57.979	2:56.365
141	1:06.692	3:00.710
48	1 Lap	6:27.682
29	1 Lap	3:17.510
600	1:13.912	3:01.281
21	1:14.341	2:57.642
119	1 Lap	3:24.882
25	1:41.774	3:22.436
207	1:50.724	3:03.480
22	1:58.031	5:11.544
118	2:00.971	3:11.915
15	2:39.753	3:00.959

LAP 12	@ 13:03:27.916	
NO	BEHIND	LAP TIME
24		2:50.934
73	3.978	2:52.145
100	1 Lap	3:11.317
74	1 Lap	3:10.995
6	3 Laps	3:15.852
68	1 Lap	3:14.174
33	20.296	2:51.708
16	24.166	2:53.785
44	1 Lap	3:15.628
149	3 Laps	3:35.631
99	1 Lap	3:20.287
77	3 Laps	3:27.256
129	1 Lap	3:11.102
66	47.998	2:55.868
19	48.900	2:55.527
82	1 Lap	3:09.603
49	1 Lap	3:10.282
133	59.408	2:52.860
2	1:00.245	2:53.200
14	1 Lap	3:09.570
141	1:15.149	2:59.391
600	1:23.197	3:00.219
21	1:24.476	3:01.069
29	1 Lap	3:20.811
119	1 Lap	3:18.558
48	1 Lap	3:27.989
207	2:03.464	3:03.674
25	2:11.335	3:20.495
118	2:21.899	3:11.862
22	2:48.866	3:41.769
15	2:48.907	3:00.088

LAP 13	@ 13:06:17.296	
NO	BEHIND	LAP TIME
24		2:49.380
73	4.066	2:49.468
33	21.299	2:50.383
16	25.830	2:51.044
100	1 Lap	3:07.992
74	1 Lap	3:06.711
6	3 Laps	3:11.432
68	1 Lap	3:12.212
44	1 Lap	3:14.743
66	53.587	2:54.969
19	57.657	2:58.137
99	1 Lap	3:17.861
133	1:04.271	2:54.243
2	1:04.508	2:53.643
129	1 Lap	3:15.412
149	3 Laps	3:30.449
77	3 Laps	3:23.841
82	1 Lap	3:10.382
49	1 Lap	3:10.242
141	1:24.726	2:58.957
14	1 Lap	3:08.042
600	1:31.916	2:58.099
21	1:33.865	2:58.769
29	1 Lap	3:13.401
119	1 Lap	3:16.475
207	2:16.533	3:02.449
48	1 Lap	3:19.437
25	2:40.164	3:18.209
118	2:42.206	3:09.687

LAP 14	@ 13:09:06.788	
NO	BEHIND	LAP TIME
24		2:49.492
73	3.823	2:49.249
15	1 Lap	3:02.615
33	21.892	2:50.085
16	24.837	2:48.499
100	1 Lap	3:03.711
22	1 Lap	3:36.369
74	1 Lap	3:04.275
68	1 Lap	3:09.948
66	1:00.093	2:55.998
6	3 Laps	3:12.253
19	1:03.446	2:55.281
133	1:08.137	2:53.358
2	1:09.790	2:54.774
44	1 Lap	3:15.014
129	1 Lap	3:08.673
82	1 Lap	3:08.834
141	1:36.219	3:00.985
49	1 Lap	3:10.707
600	1:43.083	3:00.659
21	1:44.586	3:00.213
14	1 Lap	3:11.563
77	3 Laps	3:26.025
149	3 Laps	3:28.420
99	1 Lap	3:58.429
29	1 Lap	3:13.311
207	2:32.090	3:05.049
119	1 Lap	3:14.994
48	1 Lap	3:13.381

LAP 15	@ 13:11:54.246	
NO	BEHIND	LAP TIME
24		2:47.458
73	6.751	2:50.386
118	1 Lap	3:11.941
25	1 Lap	3:18.402
33	24.758	2:50.324
16	25.529	2:48.150
15	1 Lap	3:03.128
100	1 Lap	3:02.985
74	1 Lap	3:04.297
66	1:07.252	2:54.617
19	1:10.200	2:54.212
133	1:13.614	2:52.935
2	1:16.187	2:53.855
68	1 Lap	3:13.474
6	3 Laps	3:13.171
22	1 Lap	3:33.783
44	1 Lap	3:12.554
129	1 Lap	3:09.485
141	1:48.059	2:59.298
600	1:55.228	2:59.603
82	1 Lap	3:08.166
21	1:56.483	2:59.355
49	1 Lap	3:12.525
14	1 Lap	3:07.579
149	3 Laps	3:27.485
77	3 Laps	3:41.229
99	1 Lap	3:19.904

Weather / Track : Rain / Wet

Silverstone GP
Circuit Length = 3.6604 miles
Start: 12:25 Flag 13:17 End: 13:20

Silverstone Classic

Royal Automobile Club Tourist Trophy for Historic Cars (Pre '63 GT)

RACE 5 - LAP CHART

LAP 16	@ 13:14:43.428	
NO	BEHIND	LAP TIME
24		2:49.182
207	1 Lap	3:05.905
73	6.899	2:49.330
29	2 Laps	3:15.176
119	2 Laps	3:15.743
48	2 Laps	3:14.630
33	25.738	2:50.162
16	26.362	2:50.015
118	1 Lap	3:10.356
15	1 Lap	2:59.505
25	1 Lap	3:20.547
100	1 Lap	3:02.620
74	1 Lap	3:02.443
2	1:17.422	2:50.417
133	1:18.240	2:53.808
19	1:18.939	2:57.921
68	1 Lap	3:06.402
6	3 Laps	3:09.742
141	2:01.408	3:02.531
600	2:07.150	3:01.104
44	1 Lap	3:14.432
129	1 Lap	3:12.691
82	1 Lap	3:07.672
21	2:15.732	3:08.431
22	1 Lap	3:32.433
49	1 Lap	3:11.899
14	1 Lap	3:20.949

LAP 17	@ 13:17:33.238	
NO	BEHIND	LAP TIME
24		2:49.810
73	6.917	2:49.828
207	1 Lap	3:08.343
149	4 Laps	3:30.778
77	4 Laps	3:19.332
99	2 Laps	3:18.253
16	25.455	2:48.903
33	28.164	2:52.236
29	2 Laps	3:16.720
15	1 Lap	2:59.704
119	2 Laps	3:19.393
118	1 Lap	3:11.464
48	2 Laps	3:29.741
2	1:20.525	2:52.913
133	1:22.053	2:53.623
25	1 Lap	3:20.096
19	1:25.060	2:55.931
100	1 Lap	3:04.149
74	1 Lap	3:05.053
68	1 Lap	3:05.938
6	3 Laps	3:12.269
141	2:12.323	3:00.725
600	2:17.589	3:00.249
44	1 Lap	3:09.739
129	1 Lap	3:09.830
82	1 Lap	3:06.786
21	2:31.990	3:06.068
49	1 Lap	3:12.764
22	1 Lap	3:31.343
14	1 Lap	3:12.471

Weather / Track : Rain / Wet

Silverstone GP
Circuit Length = 3.6604 miles
Start: 12:25 Flag 13:17 End: 13:20

Silverstone Classic

Royal Automobile Club Tourist Trophy for Historic Cars (Pre '63 GT)

RACE 5 - SECTOR ANALYSIS

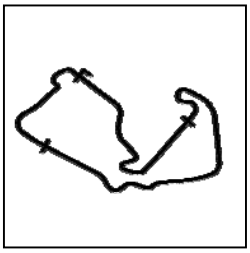

SECTOR 1 = FL to I1, SECTOR 2 = I1 to I2, SECTOR 3 = I2 to FL, DIFF = Difference To Personal Best Lap, P = Crossed Finish Line in Pit Lane, D = Time Disallowed

P1 24 D HUNT / BLAKENEY-EDWARDS AC Cobra

IDEAL LAP TIME : 2:47.458 BEST LAP TIME : 2:47.458 DIFFERENCE : 0.000

LAP	SECTOR 1		SECTOR 2		SECTOR 3		LAP TIME		MPH	DIFF	TIME OF DAY
1 -		36.3	1:56.449	39.8	55.230	60.0	4:42.215		46.69	1:54.757	12:29:45.152
2 -	1:01.570	96.4	1:27.157	118.9	38.385	73.3	3:07.112		70.42	19.654	12:32:52.264
3 -	53.141	101.5	1:25.673	119.4	37.578	71.0	2:56.392		74.70	8.934	12:35:48.656
4 -	52.278	106.8	1:24.144	117.5	37.904	75.3	2:54.326		75.59	6.868	12:38:42.982
5 -	52.374	101.2	1:24.172	***125.6***	37.845	77.6	2:54.391		75.56	6.933	12:41:37.373
6 -	53.553	108.9	1:24.714	117.7	37.834	77.8	2:56.101		74.83	8.643	12:44:33.474
7 -	OUTLAP			109.8	37.527	80.7	4:21.764		50.34	1:34.306	12:48:55.238
8 -	51.722	105.1	1:22.918	125.2	36.631	80.6	2:51.271		76.94	3.813	12:51:46.509
9 -	51.085	101.9	1:33.061	74.3	39.086	75.9	3:03.232		71.91	15.774	12:54:49.741
10 -	52.429	104.6	1:24.957	111.4	38.664	71.7	2:56.050		74.85	8.592	12:57:45.791
11 -	51.926	112.7	1:21.829	124.2	37.436	79.8	2:51.191		76.97	3.733	13:00:36.982
12 -	51.259	107.2	1:23.364	120.9	36.311	80.5	2:50.934		77.09	3.476	13:03:27.916
13 -	50.623	112.4	1:22.088	122.9	36.669	77.2	2:49.380	**(3)**	77.80	1.922	13:06:17.296
14 -	51.332	113.3	1:21.782	123.5	36.378	81.2	2:49.492		77.74	2.034	13:09:06.788
15 -	***50.309***	112.5	***1:20.841***	122.2	***36.308***	***81.4***	***2:47.458***	**(1)**	***78.69***		***13:11:54.246***
16 -	51.046	***116.3***	1:21.421	***125.6***	36.715	80.0	2:49.182	**(2)**	77.89	1.724	13:14:43.428
17 -	51.064	111.1	1:21.883	120.2	36.863	77.6	2:49.810		77.60	2.352	13:17:33.238

P2 73 D COTTINGHAM / STANLEY Jaguar E-type

IDEAL LAP TIME : 2:46.239 BEST LAP TIME : 2:46.483 DIFFERENCE : 0.244

LAP	SECTOR 1		SECTOR 2		SECTOR 3		LAP TIME		MPH	DIFF	TIME OF DAY
1 -		34.7	1:56.443	43.4	55.835	54.7	4:41.373		46.83	1:54.890	12:29:44.310
2 -	56.835	108.7	1:22.514	128.5	35.778	80.7	2:55.127		75.24	8.644	12:32:39.437
3 -	50.592	113.3	1:21.755	129.5	36.087	76.1	2:48.434		78.23	1.951	12:35:27.871
4 -	50.868	115.5	1:21.263	***130.0***	***35.437***	79.8	2:47.568		78.64	1.085	12:38:15.439
5 -	50.582	115.3	1:20.814	128.5	35.875	82.7	2:47.271	**(3)**	78.78	0.788	12:41:02.710
6 -	50.487	116.5	1:20.659	128.0	36.036	79.9	2:47.182	**(2)**	78.82	0.699	12:43:49.892
7 -	***50.414***	117.3	1:20.560	128.8	35.509	***82.9***	***2:46.483***	**(1)**	***79.15***		***12:46:36.375***
8 -	50.488	***118.5***	***1:20.388***	124.7	38.642	76.6	2:49.518		77.73	3.035	12:49:25.893
9 -	51.040	116.5	1:21.755	127.0	36.376	80.7	2:49.171		77.89	2.688	12:52:15.064
10 -	OUTLAP			115.3	37.831	77.1	5:31.007		39.81	2:44.524	12:57:46.071
11 -	53.133	110.3	1:23.067	124.9	37.478	70.4	2:53.678		75.87	7.195	13:00:39.749
12 -	51.638	99.7	1:24.537	124.5	35.970	81.4	2:52.145		76.55	5.662	13:03:31.894
13 -	51.018	117.3	1:22.028	125.4	36.422	81.4	2:49.468		77.75	2.985	13:06:21.362
14 -	52.160	107.3	1:21.532	126.3	35.557	80.7	2:49.249		77.86	2.766	13:09:10.611
15 -	50.870	117.7	1:22.605	126.1	36.911	81.4	2:50.386		77.34	3.903	13:12:00.997
16 -	51.484	116.5	1:21.663	126.8	36.183	80.7	2:49.330		77.82	2.847	13:14:50.327
17 -	51.317	112.5	1:21.867	123.1	36.644	81.4	2:49.828		77.59	3.345	13:17:40.155

Weather / Track : Rain / Wet

Silverstone GP
Circuit Length = 3.6604 miles
Start: 12:25 Flag 13:17 End: 13:20

Silverstone Classic

Royal Automobile Club Tourist Trophy for Historic Cars (Pre '63 GT)

RACE 5 - SECTOR ANALYSIS

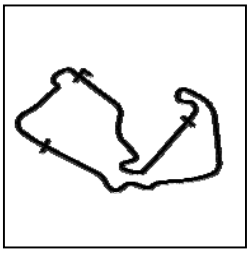

SECTOR 1 = FL to I1, SECTOR 2 = I1 to I2, SECTOR 3 = I2 to FL, DIFF = Difference To Personal Best Lap, P = Crossed Finish Line in Pit Lane, D = Time Disallowed

P3 16 C N.HALUSA / L.HALUSA Ferrari 250 GT Breadvan

IDEAL LAP TIME : 2:46.577 BEST LAP TIME : 2:48.150 DIFFERENCE : 1.573

LAP	SECTOR 1		SECTOR 2		SECTOR 3		LAP TIME		MPH	DIFF	TIME OF DAY
1 -		34.2	1:57.385	46.8	56.610	53.3	4:40.971		46.90	1:52.821	12:29:43.908
2 -	57.394	110.1	1:24.028	122.0	36.987	80.7	2:58.409		73.86	10.259	12:32:42.317
3 -	51.184	111.1	1:22.471	125.2	36.532	78.3	2:50.187		77.43	2.037	12:35:32.504
4 -	51.111	***116.7***	1:21.428	***127.3***	36.273	***83.4***	2:48.812	**(3)**	78.06	0.662	12:38:21.316
5 -	51.605	110.7	1:20.830	***127.3***	36.415	79.1	2:48.850		78.04	0.700	12:41:10.166
6 -	51.133	113.1	1:29.955	123.3	***35.621***	80.4	2:56.709		74.57	8.559	12:44:06.875
7 -	52.014	114.9	1:21.951	121.5	37.661	80.6	2:51.626		76.78	3.476	12:46:58.501
8 -	51.631	116.3	1:23.219	120.0	39.993	81.3	2:54.843		75.36	6.693	12:49:53.344
9 -	52.434	115.5	1:22.145	122.6	36.902	82.3	2:51.481		76.84	3.331	12:52:44.825
10 -	OUTLAP			95.7	40.820	77.9	5:22.992		40.79	2:34.842	12:58:07.817
11 -	52.116	106.6	1:21.588	124.5	36.776	81.4	2:50.480		77.29	2.330	13:00:58.297
12 -	52.441	115.1	1:24.058	116.3	37.286	76.0	2:53.785		75.82	5.635	13:03:52.082
13 -	52.075	108.7	1:22.279	119.1	36.690	80.3	2:51.044		77.04	2.894	13:06:43.126
14 -	50.544	113.5	1:22.291	126.6	35.664	82.1	2:48.499	**(2)**	78.20	0.349	13:09:31.625
15 -	***50.191***	111.1	***1:20.765***	120.2	37.194	82.0	***2:48.150***	**(1)**	***78.36***		***13:12:19.775***
16 -	51.380	110.9	1:22.354	125.9	36.281	77.7	2:50.015		77.50	1.865	13:15:09.790
17 -	51.436	112.4	1:21.162	122.4	36.305	82.4	2:48.903		78.01	0.753	13:17:58.693

P4 33 D Jo.MINSHAW / Ja.MINSHAW Jaguar E-type

IDEAL LAP TIME : 2:47.372 BEST LAP TIME : 2:47.387 DIFFERENCE : 0.015

LAP	SECTOR 1		SECTOR 2		SECTOR 3		LAP TIME		MPH	DIFF	TIME OF DAY
1 -		34.7	1:56.570	43.6	55.831	57.7	4:41.471		46.81	1:54.084	12:29:44.408
2 -	54.987	115.9	1:22.673	127.8	36.651	80.7	2:54.311		75.59	6.924	12:32:38.719
3 -	50.905	114.3	1:21.687	126.6	36.356	75.8	2:48.948		77.99	1.561	12:35:27.667
4 -	50.745	118.1	1:22.790	129.3	36.051	79.0	2:49.586		77.70	2.199	12:38:17.253
5 -	50.538	117.9	***1:20.866***	129.3	35.983	81.4	***2:47.387***	**(1)**	***78.72***		***12:41:04.640***
6 -	***50.536***	120.6	1:21.098	***131.5***	35.977	***82.7***	2:47.611	**(2)**	78.62	0.224	12:43:52.251
7 -	50.907	118.7	1:21.258	129.8	36.183	80.3	2:48.348		78.27	0.961	12:46:40.599
8 -	51.021	***126.1***	1:21.019	127.8	***35.970***	79.7	2:48.010	**(3)**	78.43	0.623	12:49:28.609
9 -	59.886	116.9	1:21.942	127.5	37.000	79.1	2:58.828		73.68	11.441	12:52:27.437
10 -	OUTLAP			117.3	42.190	72.5	5:33.292		39.53	2:45.905	12:58:00.729
11 -	55.986	115.9	1:23.145	127.8	36.644	78.9	2:55.775		74.96	8.388	13:00:56.504
12 -	51.441	121.3	1:22.933	126.1	37.334	80.1	2:51.708		76.74	4.321	13:03:48.212
13 -	52.165	116.9	1:21.947	128.8	36.271	81.1	2:50.383		77.34	2.996	13:06:38.595
14 -	51.783	118.9	1:21.474	128.8	36.828	80.9	2:50.085		77.47	2.698	13:09:28.680
15 -	51.654	122.6	1:21.744	129.5	36.926	80.7	2:50.324		77.36	2.937	13:12:19.004
16 -	51.458	118.5	1:22.081	129.3	36.623	77.5	2:50.162		77.44	2.775	13:15:09.166
17 -	51.980	113.1	1:22.750	125.6	37.506	77.6	2:52.236		76.51	4.849	13:18:01.402

Weather / Track : Rain / Wet

Silverstone GP
Circuit Length = 3.6604 miles
Start: 12:25 Flag 13:17 End: 13:20

Silverstone Classic

Royal Automobile Club Tourist Trophy for Historic Cars (Pre '63 GT)

RACE 5 - SECTOR ANALYSIS

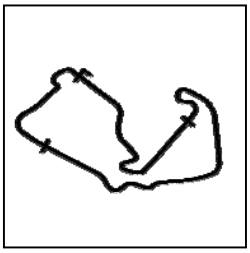

SECTOR 1 = FL to I1, SECTOR 2 = I1 to I2, SECTOR 3 = I2 to FL, DIFF = Difference To Personal Best Lap, P = Crossed Finish Line in Pit Lane, D = Time Disallowed

P5 2 D WAKEMAN / FISKEN Jaguar E-type

IDEAL LAP TIME : 2:50.256 BEST LAP TIME : 2:50.417 DIFFERENCE : 0.161

LAP	SECTOR 1		SECTOR 2		SECTOR 3		LAP TIME	MPH	DIFF	TIME OF DAY
1 -		32.3	1:55.604	42.7	55.761	63.3	4:44.480	46.32	1:54.063	12:29:47.417
2 -	1:01.540	88.3	1:33.350	107.5	39.142	74.2	3:14.032	67.91	23.615	12:33:01.449
3 -	54.967	98.8	1:27.416	106.0	38.376	74.9	3:00.759	72.90	10.342	12:36:02.208
4 -	53.959	99.1	1:26.719	112.0	38.526	77.6	2:59.204	73.53	8.787	12:39:01.412
5 -	54.165	100.3	1:25.908	120.0	38.123	79.0	2:58.196	73.95	7.779	12:41:59.608
6 -	54.401	97.5	1:25.778	121.1	37.550	79.0	2:57.729	74.14	7.312	12:44:57.337
7 -	53.733	98.3	1:25.027	115.7	37.795	79.2	2:56.555	74.63	6.138	12:47:53.892
8 -	53.883	99.2	1:25.125	112.5	39.340	78.5	2:58.348	73.88	7.931	12:50:52.240
9 -	OUTLAP			108.7	39.206	75.3	4:35.041	47.91	1:44.624	12:55:27.281
10 -	1:02.253	78.9	1:31.140	119.8	37.922	75.4	3:11.315	68.88	20.898	12:58:38.596
11 -	53.888	106.1	1:25.707	122.2	36.770	80.0	2:56.365	74.71	5.948	13:01:34.961
12 -	52.561	108.4	1:23.825	***126.6***	36.814	76.6	2:53.200 **(3)**	76.08	2.783	13:04:28.161
13 -	52.035	109.1	1:23.988	121.1	37.620	73.5	2:53.643	75.89	3.226	13:07:21.804
14 -	53.531	110.5	1:24.980	123.5	36.263	79.6	2:54.774	75.39	4.357	13:10:16.578
15 -	52.758	***117.1***	1:24.849	126.1	***36.248***	***81.0***	2:53.855	75.79	3.438	13:13:10.433
16 -	***51.078***	***117.1***	***1:22.930***	125.4	36.409	78.7	***2:50.417*** **(1)**	***77.32***		***13:16:00.850***
17 -	52.049	***117.1***	1:23.406	***126.6***	37.458	80.4	2:52.913 **(2)**	76.21	2.496	13:18:53.763

P6 133 C BELL / THOMAS Austin-Healey 3000

IDEAL LAP TIME : 2:52.016 BEST LAP TIME : 2:52.860 DIFFERENCE : 0.844

LAP	SECTOR 1		SECTOR 2		SECTOR 3		LAP TIME	MPH	DIFF	TIME OF DAY
1 -		33.5	1:56.088	41.2	55.864	66.8	4:43.661	46.45	1:50.801	12:29:46.598
2 -	58.228	96.4	1:30.010	114.7	38.880	71.8	3:07.118	70.42	14.258	12:32:53.716
3 -	55.566	101.8	1:28.784	111.1	41.074	72.0	3:05.424	71.06	12.564	12:35:59.140
4 -	55.385	104.0	1:27.233	119.6	37.964	70.7	3:00.582	72.97	7.722	12:38:59.722
5 -	55.133	104.0	1:27.916	119.1	38.675	75.7	3:01.724	72.51	8.864	12:42:01.446
6 -	54.760	106.0	1:27.118	118.7	38.462	75.9	3:00.340	73.07	7.480	12:45:01.786
7 -	54.733	107.8	1:28.091	118.5	40.316	76.1	3:03.140	71.95	10.280	12:48:04.926
8 -	55.512	104.0	1:28.766	119.6	38.852	74.6	3:03.130	71.95	10.270	12:51:08.056
9 -	OUTLAP			93.9	38.222	77.2	4:31.455	48.54	1:38.595	12:55:39.511
10 -	54.433	93.9	1:27.380	111.2	38.570	79.1	3:00.383	73.05	7.523	12:58:39.894
11 -	52.977	110.3	1:24.344	120.4	37.249	78.3	2:54.570	75.48	1.710	13:01:34.464
12 -	52.529	113.1	1:23.081	120.6	37.250	76.7	***2:52.860*** **(1)**	***76.23***		***13:04:27.324***
13 -	***52.260***	105.6	1:24.359	118.5	37.624	73.5	2:54.243	75.62	1.383	13:07:21.567
14 -	53.191	114.9	1:23.195	120.2	***36.972***	***79.6***	2:53.358 **(3)**	76.01	0.498	13:10:14.925
15 -	52.572	106.8	1:23.316	119.8	37.047	79.2	2:52.935 **(2)**	76.20	0.075	13:13:07.860
16 -	52.327	***115.1***	1:24.396	120.6	37.085	77.3	2:53.808	75.81	0.948	13:16:01.668
17 -	52.844	113.1	***1:22.784***	***121.1***	37.995	76.9	2:53.623	75.89	0.763	13:18:55.291

Weather / Track : Rain / Wet

Silverstone GP
Circuit Length = 3.6604 miles
Start: 12:25 Flag 13:17 End: 13:20

Silverstone Classic

Royal Automobile Club Tourist Trophy for Historic Cars (Pre '63 GT)

RACE 5 - SECTOR ANALYSIS

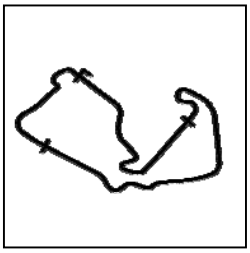

SECTOR 1 = FL to I1, SECTOR 2 = I1 to I2, SECTOR 3 = I2 to FL, DIFF = Difference To Personal Best Lap, P = Crossed Finish Line in Pit Lane, D = Time Disallowed

P7 19 INV BECHTOLSHEIMER / LINDSAY Tojeiro GT Tojeiro EE

IDEAL LAP TIME : 2:47.923 BEST LAP TIME : 2:49.386 DIFFERENCE : 1.463

LAP	SECTOR 1		SECTOR 2		SECTOR 3		LAP TIME	MPH	DIFF	TIME OF DAY
1 -		35.6	1:57.600	46.2	56.613	53.0	4:40.839	46.92	1:51.453	12:29:43.776
2 -	56.524	105.3	1:23.131	120.2	37.548	82.1	2:57.203	74.36	7.817	12:32:40.979
3 -	51.585	108.5	1:22.134	119.1	***35.957***	83.0	2:49.676 **(2)**	77.66	0.290	12:35:30.655
4 -	***51.154***	105.0	1:21.818	122.2	36.414	***84.3***	***2:49.386*** **(1)**	***77.79***		***12:38:20.041***
5 -	51.162	106.8	***1:20.812***	130.3	44.387	82.1	2:56.361	74.72	6.975	12:41:16.402
6 -	1:10.311	75.1	1:25.179	115.7	37.760	82.1	3:13.250	68.19	23.864	12:44:29.652
7 -	53.427	98.9	1:22.660	126.1	37.961	83.1	2:54.048 **(3)**	75.71	4.662	12:47:23.700
8 -	52.482	93.3	1:24.789	118.3	38.477	82.0	2:55.748	74.98	6.362	12:50:19.448
9 -	53.030	105.0	1:23.851	122.6	38.240	79.8	2:55.121	75.24	5.735	12:53:14.569
10 -	OUTLAP			106.0	40.538	78.5	5:04.092	43.33	2:14.706	12:58:18.661
11 -	55.552	93.2	1:29.149	118.7	37.927	82.3	3:02.628	72.15	13.242	13:01:21.289
12 -	53.053	106.0	1:24.529	118.1	37.945	76.6	2:55.527	75.07	6.141	13:04:16.816
13 -	53.169	100.9	1:26.420	121.3	38.548	76.2	2:58.137	73.97	8.751	13:07:14.953
14 -	54.058	108.2	1:23.642	125.4	37.581	81.6	2:55.281	75.18	5.895	13:10:10.234
15 -	54.137	106.3	1:23.173	125.4	36.902	78.2	2:54.212	75.64	4.826	13:13:04.446
16 -	53.696	***113.1***	1:25.987	114.3	38.238	78.5	2:57.921	74.06	8.535	13:16:02.367
17 -	54.179	103.0	1:23.078	***130.5***	38.674	71.5	2:55.931	74.90	6.545	13:18:58.298

P8 141 B Gareth BURNETT Porsche 356 Coupe GT

IDEAL LAP TIME : 2:57.266 BEST LAP TIME : 2:58.602 DIFFERENCE : 1.336

LAP	SECTOR 1		SECTOR 2		SECTOR 3		LAP TIME	MPH	DIFF	TIME OF DAY
1 -		31.8	1:54.669	49.9	53.443	65.0	4:49.335	45.54	1:50.733	12:29:52.272
2 -	59.467	98.5	1:30.282	113.7	38.237	73.1	3:07.986	70.09	9.384	12:33:00.258
3 -	55.793	108.9	1:36.829	114.5	38.444	74.0	3:11.066	68.96	12.464	12:36:11.324
4 -	54.432	102.4	1:27.408	116.7	37.939	74.8	2:59.779	73.29	1.177	12:39:11.103
5 -	53.792	103.4	1:27.054	116.5	38.548	74.7	2:59.394	73.45	0.792	12:42:10.497
6 -	54.169	105.0	1:26.777	***117.7***	***37.656***	75.9	***2:58.602*** **(1)**	***73.78***		***12:45:09.099***
7 -	54.169	108.4	***1:26.082***	116.1	40.205	75.1	3:00.456	73.02	1.854	12:48:09.555
8 -	54.751	108.4	1:26.740	112.9	38.528	75.5	3:00.019	73.20	1.417	12:51:09.574
9 -	54.989	100.3	1:29.333	111.6	39.825	69.8	3:04.147	71.56	5.545	12:54:13.721
10 -	OUTLAP			115.5	38.487	75.4	4:29.243	48.94	1:30.641	12:58:42.964
11 -	53.833	102.9	1:29.136	116.3	37.741	74.8	3:00.710	72.92	2.108	13:01:43.674
12 -	***53.528***	106.8	1:27.329	116.3	38.534	***76.6***	2:59.391	73.45	0.789	13:04:43.065
13 -	53.674	***109.1***	1:26.850	116.5	38.433	76.2	2:58.957 **(2)**	73.63	0.355	13:07:42.022
14 -	53.547	102.2	1:29.477	115.3	37.961	75.9	3:00.985	72.81	2.383	13:10:43.007
15 -	53.995	107.8	1:26.635	116.5	38.668	74.8	2:59.298 **(3)**	73.49	0.696	13:13:42.305
16 -	54.078	104.8	1:28.813	115.9	39.640	74.5	3:02.531	72.19	3.929	13:16:44.836
17 -	54.544	99.7	1:27.602	116.5	38.579	74.4	3:00.725	72.91	2.123	13:19:45.561

Weather / Track : Rain / Wet

Silverstone GP
Circuit Length = 3.6604 miles
Start: 12:25 Flag 13:17 End: 13:20

Silverstone Classic

Royal Automobile Club Tourist Trophy for Historic Cars (Pre '63 GT)

RACE 5 - SECTOR ANALYSIS

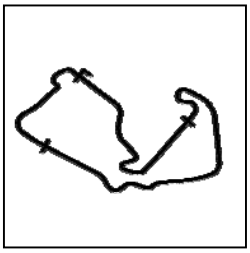

SECTOR 1 = FL to I1, SECTOR 2 = I1 to I2, SECTOR 3 = I2 to FL, DIFF = Difference To Personal Best Lap, P = Crossed Finish Line in Pit Lane, D = Time Disallowed

P9 600 B Sam TORDOFF Porsche 356 1500S

IDEAL LAP TIME : 2:57.805 BEST LAP TIME : 2:58.099 DIFFERENCE : 0.294

LAP	SECTOR 1		SECTOR 2		SECTOR 3		LAP TIME		MPH	DIFF	TIME OF DAY
1 -		33.8	1:53.932	52.4	52.558	63.7	4:49.214		45.56	1:51.115	12:29:52.151
2 -	1:00.685	95.5	1:30.426	107.5	38.635	71.8	3:09.746		69.44	11.647	12:33:01.897
3 -	55.685	102.6	1:28.596	107.5	39.220	73.2	3:03.501		71.81	5.402	12:36:05.398
4 -	55.435	102.6	1:27.884	107.0	37.834	75.8	3:01.153		72.74	3.054	12:39:06.551
5 -	55.628	102.6	1:28.298	108.7	37.363	76.0	3:01.289		72.68	3.190	12:42:07.840
6 -	54.439	***103.4***	1:27.838	107.0	37.266	74.3	2:59.543	**(2)**	73.39	1.444	12:45:07.383
7 -	54.608	103.2	1:27.659	108.4	38.296	***76.3***	3:00.563		72.98	2.464	12:48:07.946
8 -	55.053	102.6	1:28.004	106.3	39.345	74.6	3:02.402		72.24	4.303	12:51:10.348
9 -	OUTLAP			104.5	38.174	74.2	4:36.382		47.67	1:38.283	12:55:46.730
10 -	55.452	100.4	1:29.540	107.2	37.891	75.6	3:02.883		72.05	4.784	12:58:49.613
11 -	54.513	101.0	1:27.840	107.7	38.928	67.9	3:01.281		72.69	3.182	13:01:50.894
12 -	56.087	102.1	1:26.729	108.0	37.403	***76.3***	3:00.219		73.12	2.120	13:04:51.113
13 -	54.232	***103.4***	***1:26.512***	***109.2***	37.355	74.7	***2:58.099***	**(1)**	***73.99***		***13:07:49.212***
14 -	54.771	101.5	1:28.624	107.3	***37.264***	75.4	3:00.659		72.94	2.560	13:10:49.871
15 -	54.725	101.9	1:26.909	109.1	37.969	75.5	2:59.603	**(3)**	73.37	1.504	13:13:49.474
16 -	***54.029***	***103.4***	1:27.085	104.6	39.990	74.8	3:01.104		72.76	3.005	13:16:50.578
17 -	54.542	101.6	1:27.940	106.0	37.767	75.0	3:00.249		73.10	2.150	13:19:50.827

P10 21 C Karsten LE BLANC Austin-Healey 3000

IDEAL LAP TIME : BEST LAP TIME : 2:57.642 DIFFERENCE :

LAP	SECTOR 1	SECTOR 2	SECTOR 3	LAP TIME		MPH	DIFF	TIME OF DAY
1 -				4:47.743		45.79	1:50.101	12:29:50.680
2 -				3:18.325		66.44	20.683	12:33:09.005
3 -				3:04.320		71.49	6.678	12:36:13.325
4 -				3:03.078		71.97	5.436	12:39:16.403
5 -				3:02.708		72.12	5.066	12:42:19.111
6 -				3:02.473		72.21	4.831	12:45:21.584
7 -				3:00.102		73.16	2.460	12:48:21.686
8 -				2:59.143	**(3)**	73.56	1.501	12:51:20.829
9 -				4:32.337		48.38	1:34.695	12:55:53.166
10 -				3:00.515		73.00	2.873	12:58:53.681
11 -				***2:57.642***	**(1)**	***74.18***		***13:01:51.323***
12 -				3:01.069		72.77	3.427	13:04:52.392
13 -				2:58.769	**(2)**	73.71	1.127	13:07:51.161
14 -				3:00.213		73.12	2.571	13:10:51.374
15 -				2:59.355		73.47	1.713	13:13:50.729
16 -				3:08.431		69.93	10.789	13:16:59.160
17 -				3:06.068		70.82	8.426	13:20:05.228

P11 207 C HARRIS / WILMOTH Austin-Healey 3000

IDEAL LAP TIME : 2:56.629 BEST LAP TIME : 2:56.629 DIFFERENCE : 0.000

LAP	SECTOR 1		SECTOR 2		SECTOR 3		LAP TIME		MPH	DIFF	TIME OF DAY
1 -		31.9	1:56.257	47.5	53.248	65.0	4:46.665		45.96	1:50.036	12:29:49.602
2 -	1:13.499	91.3	1:30.096	111.6	39.113	75.6	3:22.708		65.00	26.079	12:33:12.310
3 -	56.979	97.2	1:26.808	120.4	38.463	77.2	3:02.250		72.30	5.621	12:36:14.560
4 -	54.095	99.5	1:27.923	120.9	37.574	78.4	2:59.592		73.37	2.963	12:39:14.152
5 -	53.945	99.8	1:27.291	122.0	38.334	78.4	2:59.570	**(3)**	73.38	2.941	12:42:13.722
6 -	***53.322***	100.6	***1:25.741***	119.8	***37.566***	77.5	***2:56.629***	**(1)**	***74.60***		***12:45:10.351***
7 -	1:16.545	97.1	1:25.777	117.7	38.086	***78.5***	3:20.408		65.75	23.779	12:48:30.759
8 -	54.041	104.0	1:26.304	***122.2***	38.125	77.0	2:58.470	**(2)**	73.83	1.841	12:51:29.229
9 -	OUTLAP			90.1	43.155	70.4	4:40.772		46.93	1:44.143	12:56:10.001
10 -	59.733	82.2	1:34.412	111.8	40.080	74.8	3:14.225		67.84	17.596	12:59:24.226
11 -	54.899	***108.9***	1:28.329	105.5	40.252	73.8	3:03.480		71.82	6.851	13:02:27.706
12 -	54.846	102.2	1:29.216	112.5	39.612	73.7	3:03.674		71.74	7.045	13:05:31.380
13 -	54.553	107.8	1:28.521	117.9	39.375	75.8	3:02.449		72.22	5.820	13:08:33.829
14 -	55.226	100.3	1:29.184	113.3	40.639	71.0	3:05.049		71.21	8.420	13:11:38.878
15 -	55.722	102.1	1:29.640	113.9	40.543	70.7	3:05.905		70.88	9.276	13:14:44.783
16 -	55.660	89.9	1:31.778	95.0	40.905	71.2	3:08.343		69.96	11.714	13:17:53.126

Weather / Track : Rain / Wet

Silverstone GP
Circuit Length = 3.6604 miles
Start: 12:25 Flag 13:17 End: 13:20

Silverstone Classic

Royal Automobile Club Tourist Trophy for Historic Cars (Pre '63 GT)

RACE 5 - SECTOR ANALYSIS

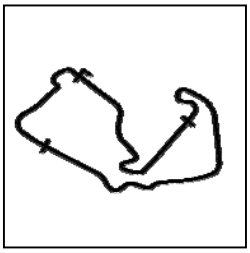

SECTOR 1 = FL to I1, SECTOR 2 = I1 to I2, SECTOR 3 = I2 to FL, DIFF = Difference To Personal Best Lap, P = Crossed Finish Line in Pit Lane, D = Time Disallowed

P12 15 D John BURTON Jaguar E-type

IDEAL LAP TIME : 2:58.672 BEST LAP TIME : 2:59.505 DIFFERENCE : 0.833

LAP	SECTOR 1		SECTOR 2		SECTOR 3		LAP TIME		MPH	DIFF	TIME OF DAY
1 -		32.8	1:55.940	50.1	53.811	63.7	4:44.703		46.28	1:45.198	12:29:47.640
2 -	1:00.271	93.2	1:29.325	109.1	39.260	72.7	3:08.856		69.77	9.351	12:32:56.496
3 -	54.979	102.4	1:28.099	113.5	40.295	65.6	3:03.373		71.86	3.868	12:35:59.869
4 -	55.259	101.9	1:27.337	115.1	38.675	74.3	3:01.271		72.69	1.766	12:39:01.140
5 -	54.730	94.7	1:28.616	113.7	38.672	74.8	3:02.018		72.39	2.513	12:42:03.158
6 -	***53.690***	107.7	1:27.007	117.5	38.882	76.6	2:59.579	**(2)**	73.38	0.074	12:45:02.737
7 -	54.980	105.8	1:27.224	114.1	38.535	75.4	3:00.739		72.91	1.234	12:48:03.476
8 -	OUTLAP			113.5	40.779	65.4	4:32.765		48.31	1:33.260	12:52:36.241
9 -	1:14.256	31.4	2:39.775	98.3	41.918	73.5	4:35.949		47.75	1:36.444	12:57:12.190
10 -	55.553	104.5	1:27.154	112.7	40.879	76.0	3:03.586		71.77	4.081	13:00:15.776
11 -	55.267	104.6	1:27.212	113.3	38.480	***77.4***	3:00.959		72.82	1.454	13:03:16.735
12 -	54.042	98.2	1:26.906	120.6	39.140	73.3	3:00.088		73.17	0.583	13:06:16.823
13 -	55.962	105.0	1:27.915	114.7	38.738	76.5	3:02.615		72.16	3.110	13:09:19.438
14 -	55.260	100.0	1:28.232	107.8	39.636	74.1	3:03.128		71.95	3.623	13:12:22.566
15 -	54.523	101.3	***1:26.548***	***121.5***	***38.434***	76.5	***2:59.505***	**(1)**	***73.41***		***13:15:22.071***
16 -	53.867	***107.8***	1:27.187	112.5	38.650	70.7	2:59.704	**(3)**	73.33	0.199	13:18:21.775

P13 118 C RAWE / SANZ DE ACEDO Triumph TR4

IDEAL LAP TIME : 3:00.256 BEST LAP TIME : 3:01.136 DIFFERENCE : 0.880

LAP	SECTOR 1		SECTOR 2		SECTOR 3		LAP TIME		MPH	DIFF	TIME OF DAY
1 -		36.9	1:54.378	52.9	53.836	61.5	4:52.205		45.09	1:51.069	12:29:55.142
2 -	59.132	89.4	1:32.460	100.9	40.652	69.3	3:12.244		68.54	11.108	12:33:07.386
3 -	56.000	103.2	1:29.597	105.1	39.412	***74.4***	3:05.009		71.22	3.873	12:36:12.395
4 -	55.267	102.2	1:29.432	107.0	38.669	73.4	3:03.368		71.86	2.232	12:39:15.763
5 -	55.009	101.8	1:28.553	110.1	39.083	73.9	3:02.645		72.14	1.509	12:42:18.408
6 -	55.229	102.9	***1:27.303***	110.7	***38.604***	74.3	***3:01.136***	**(1)**	***72.75***		***12:45:19.544***
7 -	***54.349***	103.5	1:28.177	***112.0***	39.268	73.6	3:01.794	**(2)**	72.48	0.658	12:48:21.338
8 -	55.498	***105.1***	1:27.672	110.1	39.281	73.0	3:02.451	**(3)**	72.22	1.315	12:51:23.789
9 -	OUTLAP			80.6	44.808	67.1	4:43.169		46.53	1:42.033	12:56:06.958
10 -	1:01.088	85.7	1:36.558	101.9	41.434	69.2	3:19.080		66.19	17.944	12:59:26.038
11 -	58.020	93.4	1:32.865	105.8	41.030	70.8	3:11.915		68.66	10.779	13:02:37.953
12 -	58.952	97.9	1:32.359	110.1	40.551	71.4	3:11.862		68.68	10.726	13:05:49.815
13 -	57.125	99.8	1:32.106	100.1	40.456	72.8	3:09.687		69.47	8.551	13:08:59.502
14 -	58.671	93.2	1:32.653	104.5	40.617	73.3	3:11.941		68.65	10.805	13:12:11.443
15 -	57.375	99.4	1:32.097	109.8	40.884	70.7	3:10.356		69.22	9.220	13:15:21.799
16 -	58.033	98.9	1:32.205	103.7	41.226	71.8	3:11.464		68.82	10.328	13:18:33.263

P14 25 A O'CONNELL / WATSON Lotus Elite

IDEAL LAP TIME : 2:59.148 BEST LAP TIME : 3:00.541 DIFFERENCE : 1.393

LAP	SECTOR 1		SECTOR 2		SECTOR 3		LAP TIME		MPH	DIFF	TIME OF DAY
1 -		34.7	1:53.646	72.7	50.132	66.1	4:49.481		45.52	1:48.940	12:29:52.418
2 -	58.165	96.4	1:29.209	106.5	37.922	72.7	3:05.296		71.11	4.755	12:32:57.714
3 -	55.226	***101.6***	1:28.023	***107.5***	38.422	69.8	3:01.671		72.53	1.130	12:35:59.385
4 -	55.402	100.6	1:27.380	103.0	37.759	73.5	***3:00.541***	**(1)**	***72.99***		***12:38:59.926***
5 -	56.047	89.8	1:28.373	105.5	37.578	***76.0***	3:01.998		72.40	1.457	12:42:01.924
6 -	55.469	100.3	1:28.646	106.8	37.366	72.3	3:01.481	**(3)**	72.61	0.940	12:45:03.405
7 -	56.627	99.2	***1:26.788***	106.8	38.385	72.6	3:01.800		72.48	1.259	12:48:05.205
8 -	56.071	98.1	1:27.671	104.8	***37.329***	75.4	3:01.071	**(2)**	72.77	0.530	12:51:06.276
9 -	***55.031***	98.5	1:29.370	103.5	38.558	74.4	3:02.959		72.02	2.418	12:54:09.235
10 -	OUTLAP			101.3	42.851	70.4	4:47.085		45.90	1:46.544	12:58:56.320
11 -	1:02.011	88.8	1:37.972	101.5	42.453	70.5	3:22.436		65.09	21.895	13:02:18.756
12 -	1:00.136	85.8	1:38.165	101.5	42.194	68.9	3:20.495		65.72	19.954	13:05:39.251
13 -	1:00.462	93.4	1:36.154	102.6	41.593	69.7	3:18.209		66.48	17.668	13:08:57.460
14 -	1:01.154	92.8	1:35.563	103.4	41.685	69.9	3:18.402		66.41	17.861	13:12:15.862
15 -	1:01.762	88.7	1:37.235	103.0	41.550	69.3	3:20.547		65.70	20.006	13:15:36.409
16 -	1:00.112	93.4	1:36.864	102.6	43.120	69.4	3:20.096		65.85	19.555	13:18:56.505

Weather / Track : Rain / Wet

Silverstone GP
Circuit Length = 3.6604 miles
Start: 12:25 Flag 13:17 End: 13:20

Silverstone Classic

Royal Automobile Club Tourist Trophy for Historic Cars (Pre '63 GT)

RACE 5 - SECTOR ANALYSIS

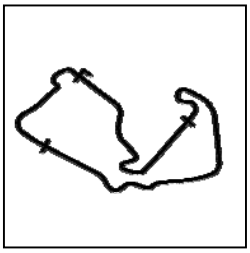

SECTOR 1 = FL to I1, SECTOR 2 = I1 to I2, SECTOR 3 = I2 to FL, DIFF = Difference To Personal Best Lap, P = Crossed Finish Line in Pit Lane, D = Time Disallowed

P15 100 C THORNE / TODD — Austin-Healey 3000

IDEAL LAP TIME : 2:56.909 BEST LAP TIME : 2:57.242 DIFFERENCE : 0.333

LAP	SECTOR 1		SECTOR 2		SECTOR 3		LAP TIME	MPH	DIFF	TIME OF DAY
1 -		31.8	1:56.361	48.1	53.208	65.9	4:45.675	46.12	1:48.433	12:29:48.612
2 -	59.774	87.3	1:29.304	114.7	39.507	72.3	3:08.585	69.87	11.343	12:32:57.197
3 -	54.417	97.3	1:27.534	110.0	39.449	73.5	3:01.400	72.64	4.158	12:35:58.597
4 -	53.609	105.3	***1:25.846***	117.3	37.787	77.2	***2:57.242*** **(1)**	***74.34***		***12:38:55.839***
5 -	1:04.534	99.8	1:26.439	118.9	***37.553***	77.0	3:08.526	69.89	11.284	12:42:04.365
6 -	53.700	102.4	1:26.234	119.8	38.803	***77.4***	2:58.737 **(2)**	73.72	1.495	12:45:03.102
7 -	54.650	***109.8***	1:26.930	***120.4***	38.311	75.6	2:59.891 **(3)**	73.25	2.649	12:48:02.993
8 -	OUTLAP			103.8	43.145	68.6	4:34.846	47.94	1:37.604	12:52:37.839
9 -	1:13.883	30.8	2:39.471	93.8	42.145	70.7	4:35.499	47.83	1:38.257	12:57:13.338
10 -	57.476	91.4	1:34.538	114.1	40.226	71.9	3:12.240	68.54	14.998	13:00:25.578
11 -	58.153	92.5	1:32.617	101.5	40.547	70.4	3:11.317	68.87	14.075	13:03:36.895
12 -	56.383	102.9	1:31.402	110.7	40.207	74.4	3:07.992	70.09	10.750	13:06:44.887
13 -	55.559	106.0	1:28.349	115.9	39.803	70.6	3:03.711	71.73	6.469	13:09:48.598
14 -	55.077	104.8	1:28.204	117.3	39.704	71.6	3:02.985	72.01	5.743	13:12:51.583
15 -	55.488	108.2	1:27.668	114.9	39.464	71.6	3:02.620	72.15	5.378	13:15:54.203
16 -	55.412	104.3	1:28.409	113.7	40.328	68.4	3:04.149	71.56	6.907	13:18:58.352

P16 74 D MI. WRIGLEY / MA. WRIGLEY — Jaguar E-type

IDEAL LAP TIME : 3:01.345 BEST LAP TIME : 3:02.443 DIFFERENCE : 1.098

LAP	SECTOR 1		SECTOR 2		SECTOR 3		LAP TIME	MPH	DIFF	TIME OF DAY
1 -		31.1	1:54.874	42.7	53.691	65.0	4:47.223	45.87	1:44.780	12:29:50.160
2 -	1:14.686	90.3	1:34.324	117.5	39.581	72.1	3:28.591	63.17	26.148	12:33:18.751
3 -	56.204	97.8	1:32.098	114.7	39.705	72.9	3:08.007	70.09	5.564	12:36:26.758
4 -	55.544	92.1	1:30.623	113.3	39.755	73.4	3:05.922	70.87	3.479	12:39:32.680
5 -	***55.434***	100.4	1:28.464	118.7	56.129	70.4	3:20.027	65.88	17.584	12:42:52.707
6 -	57.788	95.7	1:30.981	110.3	39.740	74.9	3:08.509	69.90	6.066	12:46:01.216
7 -	56.424	100.3	1:30.452	111.8	40.366	74.3	3:07.242	70.37	4.799	12:49:08.458
8 -	OUTLAP			102.9	42.903	70.1	4:46.406	46.01	1:43.963	12:53:54.864
9 -	59.085	97.9	1:40.490	94.1	41.601	71.8	3:21.176	65.50	18.733	12:57:16.040
10 -	58.065	94.2	1:36.034	102.1	41.178	73.1	3:15.277	67.48	12.834	13:00:31.317
11 -	58.472	90.9	1:33.018	109.2	39.505	73.9	3:10.995	68.99	8.552	13:03:42.312
12 -	56.802	104.8	1:30.626	118.3	39.283	71.3	3:06.711	70.57	4.268	13:06:49.023
13 -	56.097	104.2	1:29.031	119.6	39.147	72.0	3:04.275 **(2)**	71.51	1.832	13:09:53.298
14 -	56.660	104.2	***1:27.130***	***120.4***	40.507	75.4	3:04.297 **(3)**	71.50	1.854	13:12:57.595
15 -	56.132	105.0	1:27.530	118.7	***38.781***	73.6	***3:02.443*** **(1)**	***72.22***		***13:16:00.038***
16 -	58.233	***106.8***	1:27.488	117.9	39.332	***76.0***	3:05.053	71.21	2.610	13:19:05.091

P17 68 A FINBURGH / GORDON — Lotus Elite

IDEAL LAP TIME : 2:58.760 BEST LAP TIME : 3:00.173 DIFFERENCE : 1.413

LAP	SECTOR 1		SECTOR 2		SECTOR 3		LAP TIME	MPH	DIFF	TIME OF DAY
1 -		29.3	1:55.434	46.0	53.060	64.0	4:48.129	45.73	1:47.956	12:29:51.066
2 -	59.040	96.1	1:28.834	102.4	38.635	69.3	3:06.509	70.65	6.336	12:32:57.575
3 -	55.801	93.4	1:30.001	107.8	38.222	74.8	3:04.024	71.60	3.851	12:36:01.599
4 -	***54.746***	101.9	1:30.388	105.0	37.503	74.3	3:02.637 **(3)**	72.15	2.464	12:39:04.236
5 -	55.426	99.1	1:28.341	***110.1***	***37.440***	***76.5***	3:01.207 **(2)**	72.72	1.034	12:42:05.443
6 -	55.762	***103.0***	***1:26.574***	109.6	37.837	76.0	***3:00.173*** **(1)**	***73.13***		***12:45:05.616***
7 -	OUTLAP			102.9	57.380	67.7	5:04.053	43.34	2:03.880	12:50:09.669
8 -	59.771	96.4	1:37.801	105.5	42.711	68.6	3:20.283	65.79	20.110	12:53:29.952
9 -	58.369	92.8	2:04.298	82.7	41.416	67.7	3:44.083	58.80	43.910	12:57:14.035
10 -	58.575	92.5	1:37.057	105.6	40.316	70.7	3:15.948	67.25	15.775	13:00:29.983
11 -	58.246	94.3	1:35.877	100.3	40.051	69.0	3:14.174	67.86	14.001	13:03:44.157
12 -	59.087	97.5	1:33.190	106.3	39.935	71.1	3:12.212	68.55	12.039	13:06:56.369
13 -	57.619	96.9	1:31.342	106.6	40.987	71.7	3:09.948	69.37	9.775	13:10:06.317
14 -	58.716	95.8	1:34.390	105.8	40.368	71.5	3:13.474	68.11	13.301	13:13:19.791
15 -	56.872	99.7	1:29.934	106.6	39.596	74.1	3:06.402	70.69	6.229	13:16:26.193
16 -	56.774	99.7	1:29.883	107.3	39.281	73.4	3:05.938	70.87	5.765	13:19:32.131

Weather / Track : Rain / Wet

Silverstone GP
Circuit Length = 3.6604 miles
Start: 12:25 Flag 13:17 End: 13:20

Silverstone Classic

Royal Automobile Club Tourist Trophy for Historic Cars (Pre '63 GT)

RACE 5 - SECTOR ANALYSIS

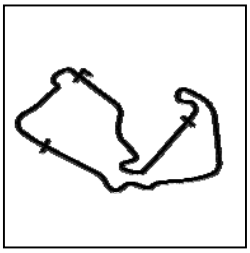

SECTOR 1 = FL to I1, SECTOR 2 = I1 to I2, SECTOR 3 = I2 to FL, DIFF = Difference To Personal Best Lap, P = Crossed Finish Line in Pit Lane, D = Time Disallowed

P18 44 C A.DRABBLE / S.DRABBLE Reliant Sabre Six

IDEAL LAP TIME : 3:00.731 BEST LAP TIME : 3:00.740 DIFFERENCE : 0.009

LAP	SECTOR 1		SECTOR 2		SECTOR 3		LAP TIME	MPH	DIFF	TIME OF DAY
1 -		34.5	1:53.693	48.9	53.853	62.2	4:49.009	45.59	1:48.269	12:29:51.946
2 -	59.588	93.2	1:33.993	99.1	38.935	73.2	3:12.516	68.45	11.776	12:33:04.462
3 -	55.754	91.1	1:30.249	110.9	***38.228***	73.4	3:04.231 **(2)**	71.52	3.491	12:36:08.693
4 -	54.889	96.9	***1:27.618***	***111.8***	38.233	***75.6***	***3:00.740*** **(1)**	***72.91***		***12:39:09.433***
5 -	***54.885***	***103.5***	1:45.947	110.9	39.085	73.5	3:19.917	65.91	19.177	12:42:29.350
6 -	55.682	***103.5***	1:33.909	108.5	39.086	73.1	3:08.677	69.84	7.937	12:45:38.027
7 -	56.285	87.0	1:30.864	109.6	39.517	74.3	3:06.666 **(3)**	70.59	5.926	12:48:44.693
8 -	55.790	88.7	1:36.545	111.4	39.895	73.9	3:12.230	68.55	11.490	12:51:56.923
9 -	OUTLAP			87.7	43.685	63.2	5:23.617	40.72	2:22.877	12:57:20.540
10 -	1:00.023	83.3	1:35.301	101.5	43.573	65.0	3:18.897	66.25	18.157	13:00:39.437
11 -	59.412	90.3	1:34.364	98.6	41.852	68.2	3:15.628	67.36	14.888	13:03:55.065
12 -	58.689	90.6	1:34.711	102.2	41.343	65.9	3:14.743	67.66	14.003	13:07:09.808
13 -	1:00.382	88.1	1:33.968	107.2	40.664	67.7	3:15.014	67.57	14.274	13:10:24.822
14 -	58.607	96.4	1:33.049	101.0	40.898	67.2	3:12.554	68.43	11.814	13:13:37.376
15 -	57.980	93.0	1:34.452	100.1	42.000	67.1	3:14.432	67.77	13.692	13:16:51.808
16 -	57.876	94.2	1:31.460	109.4	40.403	66.7	3:09.739	69.45	8.999	13:20:01.547

P19 129 D Rick WILLMOTT Jaguar XK150 FHC

IDEAL LAP TIME : 3:07.396 BEST LAP TIME : 3:08.673 DIFFERENCE : 1.277

LAP	SECTOR 1		SECTOR 2		SECTOR 3		LAP TIME	MPH	DIFF	TIME OF DAY
1 -		40.6	1:54.987	68.5	51.260	61.3	4:56.367	44.46	1:47.694	12:29:59.304
2 -	1:00.818	87.6	1:37.408	102.4	43.110	64.5	3:21.336	65.45	12.663	12:33:20.640
3 -	58.766	91.0	1:35.436	101.9	41.813	68.6	3:16.015	67.22	7.342	12:36:36.655
4 -	57.649	95.3	1:34.392	105.6	44.180	62.9	3:16.221	67.15	7.548	12:39:52.876
5 -	58.304	95.3	1:33.869	102.1	41.939	68.8	3:14.112	67.88	5.439	12:43:06.988
6 -	57.635	99.4	1:33.928	105.3	41.785	68.1	3:13.348	68.15	4.675	12:46:20.336
7 -	58.294	96.1	1:33.109	106.1	42.105	67.9	3:13.508	68.09	4.835	12:49:33.844
8 -	OUTLAP			94.5	43.288	66.5	4:55.953	44.52	1:47.280	12:54:29.797
9 -	58.381	85.9	1:35.362	98.9	41.422	71.0	3:15.165	67.52	6.492	12:57:44.962
10 -	58.106	95.4	1:32.434	***110.7***	***40.680***	70.4	3:11.220	68.91	2.547	13:00:56.182
11 -	57.331	96.5	1:32.354	110.1	41.417	69.9	3:11.102	68.95	2.429	13:04:07.284
12 -	57.456	97.1	1:35.738	99.5	42.218	66.7	3:15.412	67.43	6.739	13:07:22.696
13 -	57.945	***99.5***	***1:29.857***	109.4	40.871	67.0	***3:08.673*** **(1)**	***69.84***		***13:10:31.369***
14 -	56.903	97.8	1:31.591	102.2	40.991	***71.6***	3:09.485 **(2)**	69.54	0.812	13:13:40.854
15 -	57.195	95.4	1:33.272	96.6	42.224	66.7	3:12.691	68.38	4.018	13:16:53.545
16 -	***56.859***	91.6	1:31.858	103.4	41.113	67.5	3:09.830 **(3)**	69.41	1.157	13:20:03.375

P20 82 D Bob BINFIELD Jaguar E-type Series 1

IDEAL LAP TIME : 3:04.885 BEST LAP TIME : 3:06.786 DIFFERENCE : 1.901

LAP	SECTOR 1		SECTOR 2		SECTOR 3		LAP TIME	MPH	DIFF	TIME OF DAY
1 -		33.0	1:54.523	49.1	53.875	64.5	4:48.536	45.67	1:41.750	12:29:51.473
2 -	1:02.093	89.9	1:35.507	108.2	42.121	70.8	3:19.721	65.98	12.935	12:33:11.194
3 -	57.113	101.8	1:45.279	113.5	40.599	72.3	3:22.991	64.91	16.205	12:36:34.185
4 -	57.553	99.8	1:32.105	113.5	40.993	71.2	3:10.651	69.11	3.865	12:39:44.836
5 -	56.871	100.3	1:32.159	***116.7***	41.023	71.0	3:10.053	69.33	3.267	12:42:54.889
6 -	57.171	97.3	1:31.608	115.3	40.818	72.7	3:09.597	69.50	2.811	12:46:04.486
7 -	56.948	102.2	1:33.452	113.5	41.534	71.0	3:11.934	68.65	5.148	12:49:16.420
8 -	56.947	105.6	1:33.615	107.7	43.168	70.7	3:13.730	68.02	6.944	12:52:30.150
9 -	OUTLAP			106.0	42.661	70.2	5:29.942	39.93	2:23.156	12:58:00.092
10 -	59.361	96.1	1:33.581	113.9	40.490	73.1	3:13.432	68.12	6.646	13:01:13.524
11 -	56.529	103.4	1:31.840	107.3	41.234	72.4	3:09.603	69.50	2.817	13:04:23.127
12 -	56.545	103.2	1:32.290	106.1	41.547	72.3	3:10.382	69.21	3.596	13:07:33.509
13 -	57.137	101.0	1:31.020	115.5	40.677	***73.9***	3:08.834	69.78	2.048	13:10:42.343
14 -	58.363	95.1	1:29.932	115.7	***39.871***	72.3	3:08.166 **(3)**	70.03	1.380	13:13:50.509
15 -	***55.230***	***106.6***	1:31.109	115.7	41.333	69.9	3:07.672 **(2)**	70.21	0.886	13:16:58.181
16 -	55.361	101.5	***1:29.784***	112.4	41.641	69.1	***3:06.786*** **(1)**	***70.55***		***13:20:04.967***

Weather / Track : Rain / Wet

Silverstone GP
Circuit Length = 3.6604 miles
Start: 12:25 Flag 13:17 End: 13:20

Silverstone Classic

Royal Automobile Club Tourist Trophy for Historic Cars (Pre '63 GT)

RACE 5 - SECTOR ANALYSIS

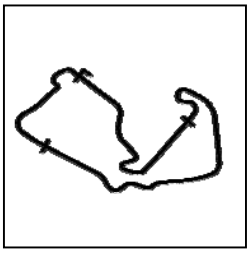

SECTOR 1 = FL to I1, SECTOR 2 = I1 to I2, SECTOR 3 = I2 to FL, DIFF = Difference To Personal Best Lap, P = Crossed Finish Line in Pit Lane, D = Time Disallowed

P21 49 C Chris WOODGATE Aston Martin DB3

IDEAL LAP TIME : 3:08.705 BEST LAP TIME : 3:09.840 DIFFERENCE : 1.135

LAP	SECTOR 1		SECTOR 2		SECTOR 3		LAP TIME	MPH	DIFF	TIME OF DAY
1 -		43.0	1:55.215	83.1	49.471	61.2	4:56.726	44.41	1:46.886	12:29:59.663
2 -	1:04.925	80.8	1:38.445	101.9	42.496	64.2	3:25.866	64.01	16.026	12:33:25.529
3 -	59.545	95.7	1:35.073	106.0	40.170	72.2	3:14.788	67.65	4.948	12:36:40.317
4 -	57.590	96.8	1:33.142	103.5	40.892	69.1	3:11.624	68.76	1.784	12:39:51.941
5 -	58.069	96.5	1:32.850	106.5	40.680	***73.1***	3:11.599	68.77	1.759	12:43:03.540
6 -	58.393	***97.8***	1:33.080	***106.8***	39.917	70.8	3:11.390	68.85	1.550	12:46:14.930
7 -	57.552	97.3	1:32.271	105.0	41.959	71.9	3:11.782	68.71	1.942	12:49:26.712
8 -	58.655	95.7	1:33.039	106.5	40.081	67.9	3:11.775	68.71	1.935	12:52:38.487
9 -	OUTLAP			100.1	40.768	72.8	5:28.492	40.11	2:18.652	12:58:06.979
10 -	57.794	97.5	1:32.742	106.3	***39.304***	***73.1***	***3:09.840*** **(1)**	***69.41***		***13:01:16.819***
11 -	58.009	91.5	1:32.694	105.1	39.579	72.7	3:10.282 **(3)**	69.25	0.442	13:04:27.101
12 -	58.350	***97.8***	***1:32.182***	101.3	39.710	72.6	3:10.242 **(2)**	69.26	0.402	13:07:37.343
13 -	***57.219***	96.4	1:33.507	105.6	39.981	***73.1***	3:10.707	69.09	0.867	13:10:48.050
14 -	59.456	97.6	1:32.641	101.6	40.428	71.8	3:12.525	68.44	2.685	13:14:00.575
15 -	57.362	95.7	1:32.628	98.5	41.909	69.2	3:11.899	68.67	2.059	13:17:12.474
16 -	57.905	96.1	1:34.213	101.6	40.646	70.4	3:12.764	68.36	2.924	13:20:25.238

P22 22 INV GOBLE / MILLER Aston Martin DB4 GT

IDEAL LAP TIME : 2:58.314 BEST LAP TIME : 2:58.581 DIFFERENCE : 0.267

LAP	SECTOR 1		SECTOR 2		SECTOR 3		LAP TIME	MPH	DIFF	TIME OF DAY
1 -		29.8	1:54.972	48.3	54.053	65.3	4:46.581	45.98	1:48.000	12:29:49.518
2 -	1:00.633	88.4	1:34.685	109.1	38.898	73.1	3:14.216	67.85	15.635	12:33:03.734
3 -	54.864	99.4	1:28.306	115.1	39.869	69.3	3:03.039	71.99	4.458	12:36:06.773
4 -	54.893	103.4	1:28.157	112.4	39.223	75.3	3:02.273	72.29	3.692	12:39:09.046
5 -	***53.688***	102.2	1:28.766	112.5	38.600	76.0	3:01.054 **(2)**	72.78	2.473	12:42:10.100
6 -	53.955	***115.5***	***1:26.467***	111.8	***38.159***	***77.1***	***2:58.581*** **(1)**	***73.79***		***12:45:08.681***
7 -	55.233	107.7	1:27.340	***121.7***	39.271	76.0	3:01.844 **(3)**	72.46	3.263	12:48:10.525
8 -	54.248	102.4	1:27.787	116.7	40.091	73.9	3:02.126	72.35	3.545	12:51:12.651
9 -	54.019	110.1	1:28.285	105.8	40.131	73.6	3:02.435	72.23	3.854	12:54:15.086
10 -	56.507	93.3	1:30.325	108.0	41.551	68.4	3:08.383	69.95	9.802	12:57:23.469
11 -	OUTLAP			84.4	51.483	59.7	5:11.544	42.29	2:12.963	13:02:35.013
12 -	1:08.049	82.8	1:46.952	93.0	46.768	63.1	3:41.769	59.42	43.188	13:06:16.782
13 -	1:06.226	85.3	1:43.295	95.5	46.848	65.6	3:36.369	60.90	37.788	13:09:53.151
14 -	1:03.540	87.0	1:44.361	83.8	45.882	66.7	3:33.783	61.64	35.202	13:13:26.934
15 -	1:02.028	91.5	1:42.741	82.4	47.664	57.5	3:32.433	62.03	33.852	13:16:59.367
16 -	1:03.699	86.3	1:41.572	92.9	46.072	63.3	3:31.343	62.35	32.762	13:20:30.710

P23 14 A Paul GARSIDE Lotus Elite

IDEAL LAP TIME : 3:06.137 BEST LAP TIME : 3:07.579 DIFFERENCE : 1.442

LAP	SECTOR 1		SECTOR 2		SECTOR 3		LAP TIME	MPH	DIFF	TIME OF DAY
1 -		40.1	1:55.844	83.4	51.004	60.2	4:56.013	44.51	1:48.434	12:29:58.950
2 -	1:06.942	81.8	1:37.956	96.1	42.471	63.9	3:27.369	63.54	19.790	12:33:26.319
3 -	1:01.059	96.0	1:33.500	102.9	41.622	66.4	3:16.181	67.17	8.602	12:36:42.500
4 -	1:00.358	96.9	1:32.188	107.3	40.418	69.1	3:12.964	68.29	5.385	12:39:55.464
5 -	58.489	99.5	1:32.857	107.7	41.573	68.1	3:12.919	68.30	5.340	12:43:08.383
6 -	58.932	99.4	1:32.867	108.0	40.512	68.6	3:12.311	68.52	4.732	12:46:20.694
7 -	59.519	99.7	1:32.811	106.8	42.490	64.2	3:14.820	67.64	7.241	12:49:35.514
8 -	59.558	97.2	1:32.734	106.5	41.251	66.9	3:13.543	68.08	5.964	12:52:49.057
9 -	OUTLAP			102.1	41.600	69.3	5:25.413	40.49	2:17.834	12:58:14.470
10 -	58.762	97.6	1:34.063	106.5	39.835	70.7	3:12.660	68.39	5.081	13:01:27.130
11 -	57.563	98.5	1:31.974	106.8	40.033	72.6	3:09.570 **(3)**	69.51	1.991	13:04:36.700
12 -	***57.233***	***100.7***	1:31.504	106.1	39.305	***72.9***	3:08.042 **(2)**	70.07	0.463	13:07:44.742
13 -	57.518	97.9	1:32.510	102.2	41.535	66.7	3:11.563	68.79	3.984	13:10:56.305
14 -	58.675	99.7	***1:30.058***	***108.5***	***38.846***	71.7	***3:07.579*** **(1)**	***70.25***		***13:14:03.884***
15 -	1:08.220	98.9	1:30.711	99.4	42.018	70.2	3:20.949	65.57	13.370	13:17:24.833
16 -	58.983	98.1	1:32.364	105.1	41.124	68.8	3:12.471	68.46	4.892	13:20:37.304

Weather / Track : Rain / Wet

Silverstone GP
Circuit Length = 3.6604 miles
Start: 12:25 Flag 13:17 End: 13:20

Silverstone Classic

Royal Automobile Club Tourist Trophy for Historic Cars (Pre '63 GT)

RACE 5 - SECTOR ANALYSIS

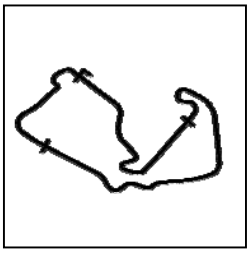

SECTOR 1 = FL to I1, SECTOR 2 = I1 to I2, SECTOR 3 = I2 to FL, DIFF = Difference To Personal Best Lap, P = Crossed Finish Line in Pit Lane, D = Time Disallowed

P24 99 B GURNEY / COLES Morgan Plus 4 Supersports

IDEAL LAP TIME : 3:06.342 BEST LAP TIME : 3:06.417 DIFFERENCE : 0.075

LAP	SECTOR 1		SECTOR 2		SECTOR 3		LAP TIME		MPH	DIFF	TIME OF DAY
1 -		38.9	1:54.496	75.4	52.997	60.9	4:55.233		44.63	1:48.816	12:29:58.170
2 -	1:00.994	87.2	1:34.561	104.6	41.856	69.3	3:17.411		66.75	10.994	12:33:15.581
3 -	58.698	98.9	1:33.564	108.4	40.635	67.9	3:12.897		68.31	6.480	12:36:28.478
4 -	57.111	101.5	1:30.173	110.3	40.313	72.7	3:07.597	(2)	70.24	1.180	12:39:36.075
5 -	57.577	***102.9***	1:30.235	***112.7***	***39.886***	72.8	3:07.698	(3)	70.20	1.281	12:42:43.773
6 -	***56.845***	102.6	***1:29.611***	111.6	39.961	70.8	***3:06.417***	(1)	***70.68***		***12:45:50.190***
7 -	56.995	99.8	1:30.262	108.7	41.699	***74.2***	3:08.956		69.74	2.539	12:48:59.146
8 -	57.494	97.1	1:32.717	110.7	40.477	70.1	3:10.688		69.10	4.271	12:52:09.834
9 -	OUTLAP			85.9	44.900	64.8	5:12.836		42.12	2:06.419	12:57:22.670
10 -	1:01.333	91.3	1:36.188	106.5	43.063	69.9	3:20.584		65.69	14.167	13:00:43.254
11 -	1:00.393	89.8	1:37.944	100.9	41.950	72.3	3:20.287		65.79	13.870	13:04:03.541
12 -	59.896	96.0	1:36.345	103.5	41.620	70.1	3:17.861		66.60	11.444	13:07:21.402
13 -	59.156	101.0	1:33.779	103.4	1:25.494	66.5	3:58.429		55.26	52.012	13:11:19.831
14 -	1:00.989	91.4	1:35.943	103.7	42.972	69.3	3:19.904		65.92	13.487	13:14:39.735
15 -	59.878	95.0	1:35.968	100.4	42.407	64.0	3:18.253		66.46	11.836	13:17:57.988

P25 29 A Nicholas JAMES Ogle SX1000

IDEAL LAP TIME : 3:09.904 BEST LAP TIME : 3:10.880 DIFFERENCE : 0.976

LAP	SECTOR 1		SECTOR 2		SECTOR 3		LAP TIME		MPH	DIFF	TIME OF DAY
1 -		39.9	1:54.897	65.9	52.001	61.1	4:55.707		44.56	1:44.827	12:29:58.644
2 -	1:03.586	82.6	1:39.167	100.7	41.181	68.5	3:23.934		64.61	13.054	12:33:22.578
3 -	58.609	84.7	1:35.682	101.8	***40.519***	70.5	3:14.810		67.64	3.930	12:36:37.388
4 -	58.804	90.5	1:33.851	103.8	58.044	72.5	3:30.699		62.54	19.819	12:40:08.087
5 -	***56.771***	92.8	1:33.245	94.2	40.864	70.4	***3:10.880***	(1)	***69.03***		***12:43:18.967***
6 -	58.716	86.9	1:36.265	103.0	40.831	***72.6***	3:15.812		67.29	4.932	12:46:34.779
7 -	1:00.766	88.0	1:33.548	102.2	41.481	70.3	3:15.795		67.30	4.915	12:49:50.574
8 -	59.265	92.9	***1:32.614***	101.5	40.946	67.9	3:12.825	(2)	68.34	1.945	12:53:03.399
9 -	OUTLAP			91.4	43.014	68.1	5:29.940		39.93	2:19.060	12:58:33.339
10 -	1:00.265	80.7	1:35.268	99.5	41.977	64.6	3:17.510		66.71	6.630	13:01:50.849
11 -	1:05.932	76.0	1:33.718	104.6	41.161	71.1	3:20.811		65.62	9.931	13:05:11.660
12 -	58.176	***93.8***	1:33.739	102.1	41.486	69.9	3:13.401		68.13	2.521	13:08:25.061
13 -	58.676	92.4	1:32.917	***105.0***	41.718	67.0	3:13.311	(3)	68.16	2.431	13:11:38.372
14 -	59.983	93.2	1:33.884	101.5	41.309	71.3	3:15.176		67.51	4.296	13:14:53.548
15 -	59.274	87.3	1:35.484	97.2	41.962	70.2	3:16.720		66.98	5.840	13:18:10.268

P26 119 C HUDSON / MORLEY Austin-Healey 3000 Mk2

IDEAL LAP TIME : 3:13.995 BEST LAP TIME : 3:14.994 DIFFERENCE : 0.999

LAP	SECTOR 1		SECTOR 2		SECTOR 3		LAP TIME		MPH	DIFF	TIME OF DAY
1 -		36.3	1:54.137	52.5	54.821	63.1	4:51.909		45.14	1:36.915	12:29:54.846
2 -	1:08.709	83.3	1:38.547	93.9	42.769	69.3	3:30.025		62.74	15.031	12:33:24.871
3 -	59.077	94.9	1:35.296	104.2	42.934	66.1	3:17.307		66.78	2.313	12:36:42.178
4 -	59.204	***106.5***	1:37.385	108.7	44.721	70.4	3:21.310		65.46	6.316	12:40:03.488
5 -	58.791	102.7	1:35.640	***111.4***	44.503	67.1	3:18.934		66.24	3.940	12:43:22.422
6 -	1:00.662	99.4	1:37.903	97.5	44.281	68.2	3:22.846		64.96	7.852	12:46:45.268
7 -	59.341	96.6	1:37.547	104.8	45.007	63.1	3:21.895		65.27	6.901	12:50:07.163
8 -	1:01.085	101.8	1:39.824	97.8	46.021	59.2	3:26.930		63.68	11.936	12:53:34.093
9 -	OUTLAP			88.6	43.774	71.3	4:58.603		44.13	1:43.609	12:58:32.696
10 -	1:02.686	88.6	1:38.091	87.4	44.105	66.8	3:24.882		64.31	9.888	13:01:57.578
11 -	59.708	78.3	1:37.173	100.7	***41.677***	73.6	3:18.558		66.36	3.564	13:05:16.136
12 -	59.689	96.9	1:34.442	97.3	42.344	73.9	3:16.475	(3)	67.07	1.481	13:08:32.611
13 -	59.081	99.1	***1:33.822***	106.5	42.091	***75.3***	***3:14.994***	(1)	***67.58***		***13:11:47.605***
14 -	***58.496***	96.9	1:34.128	98.1	43.119	72.5	3:15.743	(2)	67.32	0.749	13:15:03.348
15 -	1:01.036	102.1	1:34.876	103.2	43.481	66.6	3:19.393		66.08	4.399	13:18:22.741

Weather / Track : Rain / Wet

Silverstone GP
Circuit Length = 3.6604 miles
Start: 12:25 Flag 13:17 End: 13:20

Silverstone Classic

Royal Automobile Club Tourist Trophy for Historic Cars (Pre '63 GT)

RACE 5 - SECTOR ANALYSIS

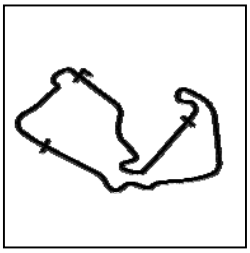

SECTOR 1 = FL to I1, SECTOR 2 = I1 to I2, SECTOR 3 = I2 to FL, DIFF = Difference To Personal Best Lap, P = Crossed Finish Line in Pit Lane, D = Time Disallowed

P27 48 INV LETTS / JAMES — Chevrolet Corvette

IDEAL LAP TIME : 3:06.932 BEST LAP TIME : 3:07.193 DIFFERENCE : 0.261

LAP	SECTOR 1		SECTOR 2		SECTOR 3		LAP TIME		MPH	DIFF	TIME OF DAY
1 -		37.8	1:53.123	69.1	51.543	65.1	4:51.944		45.13	1:44.751	12:29:54.881
2 -	1:02.266	82.9	1:34.126	105.8	40.723	69.1	3:17.115		66.85	9.922	12:33:11.996
3 -	59.828	86.4	1:31.666	116.7	39.489	70.9	3:10.983		68.99	3.790	12:36:22.979
4 -	58.217	83.6	1:30.987	107.2	41.028	68.4	3:10.232		69.27	3.039	12:39:33.211
5 -	***57.618***	89.5	1:30.320	115.3	***39.255***	71.5	***3:07.193***	**(1)**	***70.39***		***12:42:40.404***
6 -	58.266	90.1	***1:30.059***	112.9	39.958	69.0	3:08.283	**(3)**	69.98	1.090	12:45:48.687
7 -	58.364	92.1	1:31.340	***117.1***	39.664	69.1	3:09.368		69.58	2.175	12:48:58.055
8 -	57.763	92.6	1:30.748	113.7	39.301	***73.6***	3:07.812	**(2)**	70.16	0.619	12:52:05.867
9 -	58.290	84.4	1:35.952	92.8	42.728	58.6	3:16.970		66.90	9.777	12:55:22.837
10 -	OUTLAP			83.4	46.460	63.4	6:27.682		33.99	3:20.489	13:01:50.519
11 -	1:04.984	78.0	1:39.094	93.9	43.911	66.9	3:27.989		63.35	20.796	13:05:18.508
12 -	1:00.160	76.1	1:37.179	86.4	42.098	69.5	3:19.437		66.07	12.244	13:08:37.945
13 -	57.876	89.3	1:33.871	101.5	41.634	70.6	3:13.381		68.14	6.188	13:11:51.326
14 -	58.604	87.9	1:34.654	100.0	41.372	71.6	3:14.630		67.70	7.437	13:15:05.956
15 -	59.107	***99.5***	1:49.108	104.2	41.526	66.1	3:29.741		62.82	22.548	13:18:35.697

P28 6 A ADELMAN / HALL — Alfa Romeo

IDEAL LAP TIME : 3:09.167 BEST LAP TIME : 3:09.742 DIFFERENCE : 0.575

LAP	SECTOR 1		SECTOR 2		SECTOR 3		LAP TIME		MPH	DIFF	TIME OF DAY
1 -		44.4	2:00.450	82.2	49.774	58.0	5:01.893		43.65	1:52.151	12:30:04.830
2 -	1:12.689	81.6	1:54.259	83.4	52.212	54.9	3:59.160		55.10	49.418	12:34:03.990
3 -	1:15.266	70.4	2:04.121	77.4	54.563	54.2	4:13.950		51.89	1:04.208	12:38:17.940
4 -	1:14.780	76.0	2:09.751	78.7	53.875	57.2	4:18.406		50.99	1:08.664	12:42:36.346
5 -	1:19.013	68.0	2:06.536	76.2	54.317	56.2	4:19.866		50.70	1:10.124	12:46:56.212
6 -	OUTLAP			94.1	44.195	66.8	5:34.389		39.40	2:24.647	12:52:30.601
7 -	1:18.192	32.6	2:40.523	96.4	41.398	70.2	4:40.113		47.04	1:30.371	12:57:10.714
8 -	1:00.406	85.7	1:36.241	98.3	40.052	71.3	3:16.699		66.99	6.957	13:00:27.413
9 -	59.761	93.8	1:35.794	100.3	40.297	70.3	3:15.852		67.28	6.110	13:03:43.265
10 -	58.735	94.9	1:32.914	***100.9***	39.783	69.1	3:11.432	**(2)**	68.83	1.690	13:06:54.697
11 -	58.441	94.5	1:32.125	99.5	41.687	68.1	3:12.253	**(3)**	68.54	2.511	13:10:06.950
12 -	59.628	91.1	1:33.886	99.5	***39.657***	***71.4***	3:13.171		68.21	3.429	13:13:20.121
13 -	***57.651***	***95.8***	***1:31.859***	100.1	40.232	70.1	***3:09.742***	**(1)**	***69.45***		***13:16:29.863***
14 -	58.675	93.9	1:32.785	99.7	40.809	69.0	3:12.269		68.53	2.527	13:19:42.132

P29 149 A INGRAM / ROWLEY — Lotus Elite S2 Super 95

IDEAL LAP TIME : 3:26.967 BEST LAP TIME : 3:27.485 DIFFERENCE : 0.518

LAP	SECTOR 1		SECTOR 2		SECTOR 3		LAP TIME		MPH	DIFF	TIME OF DAY
1 -		41.9	1:59.981	78.8	49.824	56.0	5:00.268		43.88	1:32.783	12:30:03.205
2 -	1:11.073	72.2	1:50.718	77.2	50.467	49.5	3:52.258		56.73	24.773	12:33:55.463
3 -	OUTLAP			82.4	47.050	57.5	5:33.870		39.46	2:06.385	12:39:29.333
4 -	1:09.383	81.3	1:52.228	81.6	47.855	57.0	3:49.466		57.42	21.981	12:43:18.799
5 -	1:09.467	81.2	1:48.272	75.9	49.111	57.3	3:46.850		58.09	19.365	12:47:05.649
6 -	1:08.194	77.8	1:55.919	83.8	50.055	55.4	3:54.168		56.27	26.683	12:50:59.817
7 -	1:14.581	77.1	1:56.791	61.2	51.259	51.3	4:02.631		54.31	35.146	12:55:02.448
8 -	OUTLAP			***104.2***	49.728	62.2	5:21.144		41.03	1:53.659	13:00:23.592
9 -	1:06.946	82.0	1:42.751	94.2	45.934	65.5	3:35.631		61.11	8.146	13:03:59.223
10 -	1:03.308	90.0	1:42.820	96.4	44.321	63.7	3:30.449	**(3)**	62.61	2.964	13:07:29.672
11 -	1:04.021	***93.8***	***1:40.151***	89.3	***44.248***	***67.5***	3:28.420	**(2)**	63.22	0.935	13:10:58.092
12 -	***1:02.568***	91.3	1:40.337	99.7	44.580	62.0	***3:27.485***	**(1)**	***63.51***		***13:14:25.577***
13 -	1:03.897	86.3	1:41.551	100.0	45.330	61.3	3:30.778		62.51	3.293	13:17:56.355

Weather / Track : Rain / Wet

Silverstone GP
Circuit Length = 3.6604 miles
Start: 12:25 Flag 13:17 End: 13:20

Silverstone Classic

Royal Automobile Club Tourist Trophy for Historic Cars (Pre '63 GT)

RACE 5 - SECTOR ANALYSIS

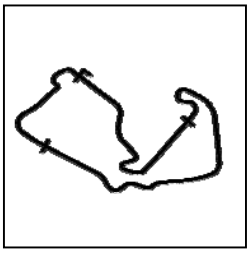

SECTOR 1 = FL to I1, SECTOR 2 = I1 to I2, SECTOR 3 = I2 to FL, DIFF = Difference To Personal Best Lap, P = Crossed Finish Line in Pit Lane, D = Time Disallowed

P30 77 INV CREWDSON / PRICHARD-JONES Turner Mk3

IDEAL LAP TIME : 3:00.741 BEST LAP TIME : 3:00.741 DIFFERENCE : 0.000

LAP	SECTOR 1		SECTOR 2		SECTOR 3		LAP TIME	MPH	DIFF	TIME OF DAY
1 -		39.1	1:53.096	61.0	53.768	61.5	4:52.522	45.04	1:51.781	12:29:55.459
2 -	59.299	92.4	1:35.156	103.7	41.607	69.7	3:16.062	67.21	15.321	12:33:11.521
3 -	58.409	95.4	1:32.350	101.2	39.841	***74.0***	3:10.600	69.13	9.859	12:36:22.121
4 -	56.713	97.9	1:30.034	108.5	39.649	73.5	3:06.396 **(3)**	70.69	5.655	12:39:28.517
5 -	57.011	95.8	1:28.647	***113.3***	39.269	72.0	3:04.927 **(2)**	71.25	4.186	12:42:33.444
6 -	***54.495***	***102.1***	***1:27.694***	111.4	***38.552***	73.1	***3:00.741*** **(1)**	***72.90***		***12:45:34.185***
7 -	54.972	101.2	1:37.598	111.1	7:15.414	55.2	9:47.984	22.41	6:47.243	12:55:22.169
8 -	OUTLAP			84.8	48.461	61.0	5:17.425	41.51	2:16.684	13:00:39.594
9 -	1:03.465	90.1	1:38.624	88.1	45.167	66.9	3:27.256	63.58	26.515	13:04:06.850
10 -	1:01.726	81.8	1:38.881	86.9	43.234	69.4	3:23.841	64.64	23.100	13:07:30.691
11 -	1:03.636	86.5	1:39.430	95.8	42.959	67.9	3:26.025	63.96	25.284	13:10:56.716
12 -	59.885	93.5	1:57.951	100.1	43.393	68.8	3:41.229	59.56	40.488	13:14:37.945
13 -	1:00.953	95.3	1:36.135	94.2	42.244	67.7	3:19.332	66.10	18.591	13:17:57.277

P31 66 D MCFADDEN / SHOVLIN Jaguar E-type

IDEAL LAP TIME : 2:53.219 BEST LAP TIME : 2:54.617 DIFFERENCE : 1.398

LAP	SECTOR 1		SECTOR 2		SECTOR 3		LAP TIME	MPH	DIFF	TIME OF DAY
1 -		32.9	1:56.412	40.1	54.836	65.8	4:43.197	46.53	1:48.580	12:29:46.134
2 -	57.704	92.6	1:28.728	111.2	38.607	77.9	3:05.039	71.21	10.422	12:32:51.173
3 -	53.600	96.1	1:29.563	115.9	38.253	76.0	3:01.416	72.63	6.799	12:35:52.589
4 -	53.241	96.8	1:26.059	112.2	37.956	76.8	2:57.256	74.34	2.639	12:38:49.845
5 -	53.643	103.8	1:25.543	122.2	38.200	74.8	2:57.386	74.28	2.769	12:41:47.231
6 -	54.654	91.5	1:26.655	117.1	38.278	75.2	2:59.587	73.37	4.970	12:44:46.818
7 -	53.787	102.9	1:25.734	118.3	38.131	***78.2***	2:57.652	74.17	3.035	12:47:44.470
8 -	53.150	103.4	1:26.254	114.7	39.336	71.0	2:58.740	73.72	4.123	12:50:43.210
9 -	54.131	103.2	1:28.110	109.6	39.167	72.2	3:01.408	72.64	6.791	12:53:44.618
10 -	OUTLAP			102.6	39.929	75.8	4:32.819	48.30	1:38.202	12:58:17.437
11 -	57.070	91.1	1:28.309	124.5	37.230	77.1	3:02.609	72.16	7.992	13:01:20.046
12 -	53.098	108.0	1:25.035	118.5	37.735	76.3	2:55.868 **(3)**	74.93	1.251	13:04:15.914
13 -	***52.259***	***116.7***	1:25.322	121.1	37.388	77.3	2:54.969 **(2)**	75.31	0.352	13:07:10.883
14 -	52.762	106.5	***1:24.184***	123.3	39.052	73.7	2:55.998	74.87	1.381	13:10:06.881
15 -	52.974	110.9	1:24.867	***126.8***	***36.776***	75.7	***2:54.617*** **(1)**	***75.46***		***13:13:01.498***

P32 23 D T.WOOD / B.WOOD Jaguar E-type

IDEAL LAP TIME : 2:53.016 BEST LAP TIME : 2:53.723 DIFFERENCE : 0.707

LAP	SECTOR 1		SECTOR 2		SECTOR 3		LAP TIME	MPH	DIFF	TIME OF DAY
1 -		32.5	1:55.683	44.7	55.105	66.5	4:45.056	46.22	1:51.333	12:29:47.993
2 -	59.181	94.1	1:27.913	108.7	38.848	76.3	3:05.942	70.87	12.219	12:32:53.935
3 -	53.036	105.5	1:25.025	119.6	37.839	76.2	2:55.900	74.91	2.177	12:35:49.835
4 -	52.289	108.5	1:23.968	123.8	37.865	76.3	2:54.122 **(3)**	75.68	0.399	12:38:43.957
5 -	52.145	105.0	1:23.701	122.4	37.887	78.7	2:53.733 **(2)**	75.85	0.010	12:41:37.690
6 -	52.776	***112.5***	1:27.999	123.5	37.812	***80.2***	2:58.587	73.78	4.864	12:44:36.277
7 -	52.752	104.8	***1:23.266***	***126.6***	***37.705***	79.7	***2:53.723*** **(1)**	***75.85***		***12:47:30.000***
8 -	***52.045***	108.4	1:23.963	123.8	38.531	78.1	2:54.539	75.50	0.816	12:50:24.539
9 -	53.035	106.1	1:25.843	125.6	38.972	78.3	2:57.850	74.09	4.127	12:53:22.389
10 -	OUTLAP			93.5	42.117	72.0	4:53.175	44.94	1:59.452	12:58:15.564

P33 91 C HOLME / GREENSALL Austin-Healey 3000 Mk2

IDEAL LAP TIME : 3:10.582 BEST LAP TIME : 3:25.107 DIFFERENCE : 14.525

LAP	SECTOR 1		SECTOR 2		SECTOR 3		LAP TIME	MPH	DIFF	TIME OF DAY
1 -		34.6	1:56.739	42.1	55.489	61.7	4:42.507 **(2)**	46.64	1:17.400	12:29:45.444
2 -	1:01.877	83.9	***1:37.707***	73.9	45.523	73.4	***3:25.107*** **(1)**	***64.24***		***12:33:10.551***
3 -	OUTLAP			101.6	39.662	74.7	8:19.818	26.36	4:54.711	12:41:30.369
4 -	OUTLAP			103.5	39.871	75.4	11:12.477	19.59	7:47.370	12:52:42.846
5 -	OUTLAP			***112.0***	***38.448***	***77.0***	5:06.632	42.97	1:41.525	12:57:49.478

Weather / Track : Rain / Wet

Silverstone GP
Circuit Length = 3.6604 miles
Start: 12:25 Flag 13:17 End: 13:20

Silverstone Classic

Royal Automobile Club Tourist Trophy for Historic Cars (Pre '63 GT)

RACE 5 - SECTOR ANALYSIS

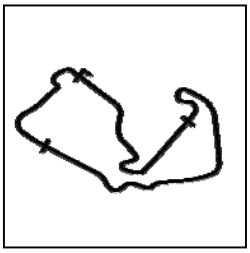

SECTOR 1 = FL to I1, SECTOR 2 = I1 to I2, SECTOR 3 = I2 to FL, DIFF = Difference To Personal Best Lap, P = Crossed Finish Line in Pit Lane, D = Time Disallowed

P34 7 D Ja. YOUNG / Jo. YOUNG Jaguar E-type

IDEAL LAP TIME : 3:02.044 BEST LAP TIME : 3:02.538 DIFFERENCE : 0.494

LAP	SECTOR 1		SECTOR 2		SECTOR 3		LAP TIME	MPH	DIFF	TIME OF DAY
1 -		34.3	1:55.922	41.8	55.039	62.1	4:43.925 **(3)**	46.41	1:41.387	12:29:46.862
2 -	59.723	90.3	1:29.371	110.3	***39.886***	***72.7***	3:08.980 **(2)**	69.73	6.442	12:32:55.842
3 -	***55.282***	***100.0***	***1:26.876***	***119.8***	40.380	69.6	***3:02.538*** **(1)**	***72.19***		***12:35:58.380***

P35 41 C HUNT / GRANT-PETERKIN Austin-Healey 3000

IDEAL LAP TIME : 3:08.734 BEST LAP TIME : 3:08.734 DIFFERENCE : 0.000

LAP	SECTOR 1		SECTOR 2		SECTOR 3		LAP TIME	MPH	DIFF	TIME OF DAY
1 -		34.5	1:55.657	43.1	54.446	***64.9***	4:45.297 **(2)**	46.18	1:36.563	12:29:48.234
2 -	***59.230***	***94.3***	***1:29.218***	***114.5***	***40.286***	43.8	***3:08.734*** **(1)**	***69.82***		***12:32:56.968***

P36 43 INV Ja.WILLMOTT / Jo.WILLMOTT Alfa Romeo Guilia 1600 Sprint

IDEAL LAP TIME : 3:56.739 BEST LAP TIME : 5:02.417 DIFFERENCE : 1:05.678

LAP	SECTOR 1		SECTOR 2		SECTOR 3		LAP TIME	MPH	DIFF	TIME OF DAY
1 -		46.0	***1:59.959***	81.2	48.629	***54.7***	***5:02.417*** **(1)**	***43.57***		***12:30:05.354***
2 -	OUTLAP			***85.3***	***44.018***	51.9	5:22.642	40.84	20.224	12:35:27.996

Weather / Track : Rain / Wet

Silverstone GP
Circuit Length = 3.6604 miles
Start: 12:25 Flag 13:17 End: 13:20

Silverstone Classic

Royal Automobile Club Tourist Trophy for Historic Cars (Pre '63 GT)

RACE 5 - BEST SECTORS

	SECTOR 1			SECTOR 2			SECTOR 3		
POS	NO	NAME	TIME	NO	NAME	TIME	NO	NAME	TIME
1	16	N.HALUSA / L.HALL	50.191	73	COTTINGHAM / ST.	1:20.388	73	COTTINGHAM / ST.	35.437
2	24	HUNT / BLAKENEY	50.309	16	N.HALUSA / L.HALL	1:20.765	16	N.HALUSA / L.HALL	35.621
3	73	COTTINGHAM / ST.	50.414	19	BECHTOLSHEIMEF	1:20.812	19	BECHTOLSHEIMEF	35.957
4	33	Jo.MINSHAW / Ja.M	50.536	24	HUNT / BLAKENEY	1:20.841	33	Jo.MINSHAW / Ja.M	35.970
5	2	WAKEMAN / FISKE	51.078	33	Jo.MINSHAW / Ja.M	1:20.866	2	WAKEMAN / FISKE	36.248
6	19	BECHTOLSHEIMEF	51.154	133	BELL / THOMAS	1:22.784	24	HUNT / BLAKENEY	36.308
7	23	T.WOOD / B.WOOD	52.045	2	WAKEMAN / FISKE	1:22.930	66	MCFADDEN / SHOV	36.776
8	66	MCFADDEN / SHOV	52.259	23	T.WOOD / B.WOOD	1:23.266	133	BELL / THOMAS	36.972
9	133	BELL / THOMAS	52.260	66	MCFADDEN / SHOV	1:24.184	600	TORDOFF	37.264
10	207	HARRIS / WILMOTH	53.322	207	HARRIS / WILMOTH	1:25.741	25	O'CONNELL / WATS	37.329
11	100	THORNE / TODD	53.510	100	THORNE / TODD	1:25.846	68	FINBURGH / GORD	37.440
12	141	BURNETT	53.528	141	BURNETT	1:26.082	100	THORNE / TODD	37.553
13	22	GOBLE / MILLER	53.688	22	GOBLE / MILLER	1:26.467	207	HARRIS / WILMOTH	37.566
14	15	BURTON	53.690	600	TORDOFF	1:26.512	141	BURNETT	37.656
15	600	TORDOFF	54.029	15	BURTON	1:26.548	23	T.WOOD / B.WOOD	37.705
16	118	RAWE / SANZ DE A	54.349	68	FINBURGH / GORD	1:26.574	22	GOBLE / MILLER	38.159
17	91	HOLME / GREENSA	54.427	25	O'CONNELL / WATS	1:26.788	44	A.DRABBLE / S.DR.	38.228
18	77	CREWDSON / PRIC	54.495	7	Ja. YOUNG / Jo. YC	1:26.876	15	BURTON	38.434
19	68	FINBURGH / GORD	54.746	74	MI. WRIGLEY / MA.	1:27.130	91	HOLME / GREENSA	38.448
20	44	A.DRABBLE / S.DR.	54.885	118	RAWE / SANZ DE A	1:27.303	77	CREWDSON / PRIC	38.552
21	25	O'CONNELL / WATS	55.031	44	A.DRABBLE / S.DR.	1:27.618	118	RAWE / SANZ DE A	38.604
22	82	BINFIELD	55.230	77	CREWDSON / PRIC	1:27.694	74	MI. WRIGLEY / MA.	38.781
23	7	Ja. YOUNG / Jo. YC	55.282	41	HUNT / GRANT-PE	1:29.218	14	GARSIDE	38.846
24	74	MI. WRIGLEY / MA.	55.434	99	GURNEY / COLES	1:29.611	48	LETTS / JAMES	39.255
25	29	JAMES	56.771	82	BINFIELD	1:29.784	49	WOODGATE	39.304
26	99	GURNEY / COLES	56.845	129	WILLMOTT	1:29.857	6	ADELMAN / HALL	39.657
27	129	WILLMOTT	56.859	14	GARSIDE	1:30.058	82	BINFIELD	39.871
28	49	WOODGATE	57.219	48	LETTS / JAMES	1:30.059	99	GURNEY / COLES	39.886
29	14	GARSIDE	57.233	6	ADELMAN / HALL	1:31.859	7	Ja. YOUNG / Jo. YC	39.886
30	48	LETTS / JAMES	57.618	49	WOODGATE	1:32.182	41	HUNT / GRANT-PE	40.286
31	6	ADELMAN / HALL	57.651	29	JAMES	1:32.614	29	JAMES	40.519
32	119	HUDSON / MORLE	58.496	119	HUDSON / MORLE	1:33.822	129	WILLMOTT	40.680
33	41	HUNT / GRANT-PE	59.230	91	HOLME / GREENSA	1:37.707	119	HUDSON / MORLE	41.677
34	149	INGRAM / ROWLEY	1:02.568	149	INGRAM / ROWLEY	1:40.151	43	Ja.WILLMOTT / Jo.\	44.018
35	43	Ja.WILLMOTT / Jo.\	1:12.762	43	Ja.WILLMOTT / Jo.\	1:59.959	149	INGRAM / ROWLEY	44.248
36									
37									
38									

IDEAL / BEST COMPARISON					
POS	NO	NAME	IDEAL	BEST	DIFF
		PERFECT LAP	2:46.016		
1	73	COTTINGHAM / STAI	2:46.239	2:46.483	0.244
2	16	N.HALUSA / L.HALUS	2:46.577	2:48.150	1.573
3	33	Jo.MINSHAW / Ja.MI	2:47.372	2:47.387	0.015
4	24	HUNT / BLAKENEY-E	2:47.458	2:47.458	0.000
5	19	BECHTOLSHEIMER /	2:47.923	2:49.386	1.463
6	2	WAKEMAN / FISKEN	2:50.256	2:50.417	0.161
7	133	BELL / THOMAS	2:52.016	2:52.860	0.844
8	23	T.WOOD / B.WOOD	2:53.016	2:53.723	0.707
9	66	MCFADDEN / SHOVL	2:53.219	2:54.617	1.398
10	207	HARRIS / WILMOTH	2:56.629	2:56.629	0.000
11	100	THORNE / TODD	2:56.909	2:57.242	0.333
12	141	BURNETT	2:57.266	2:58.602	1.336
13	600	TORDOFF	2:57.805	2:58.099	0.294
14	22	GOBLE / MILLER	2:58.314	2:58.581	0.267
15	15	BURTON	2:58.672	2:59.505	0.833
16	68	FINBURGH / GORDO	2:58.760	3:00.173	1.413
17	25	O'CONNELL / WATSC	2:59.148	3:00.541	1.393
18	118	RAWE / SANZ DE AC	3:00.256	3:01.136	0.880
19	44	A.DRABBLE / S.DRAE	3:00.731	3:00.740	0.009
20	77	CREWDSON / PRICH	3:00.741	3:00.741	0.000
21	74	MI. WRIGLEY / MA. W	3:01.345	3:02.443	1.098
22	7	Ja. YOUNG / Jo. YOU	3:02.044	3:02.538	0.494
23	82	BINFIELD	3:04.885	3:06.786	1.901
24	14	GARSIDE	3:06.137	3:07.579	1.442
25	99	GURNEY / COLES	3:06.342	3:06.417	0.075
26	48	LETTS / JAMES	3:06.932	3:07.193	0.261
27	129	WILLMOTT	3:07.396	3:08.673	1.277
28	49	WOODGATE	3:08.705	3:09.840	1.135
29	41	HUNT / GRANT-PETE	3:08.734	3:08.734	0.000
30	6	ADELMAN / HALL	3:09.167	3:09.742	0.575
31	29	JAMES	3:09.904	3:10.880	0.976
32	91	HOLME / GREENSAL	3:10.582	3:25.107	14.525
33	119	HUDSON / MORLEY	3:13.995	3:14.994	0.999
34	149	INGRAM / ROWLEY	3:26.967	3:27.485	0.518
35	43	Ja.WILLMOTT / Jo.WI	3:56.739	5:02.417	1:05.678
36	21	LE BLANC		2:57.642	

Weather / Track : Rain / Wet

Silverstone GP
Circuit Length = 3.6604 miles
Start: 12:25 Flag 13:17 End: 13:20

Results can be found at www.tsl-timing.com

Printed - 13:25 Saturday, 27 July 2019

Silverstone Classic

Royal Automobile Club Tourist Trophy for Historic Cars (Pre '63 GT)

RACE 5 - BEST SPEEDS

	INTERMEDIATE 1			INTERMEDIATE 2			FINISH LINE		
POS	NO	NAME	MPH	NO	NAME	MPH	NO	NAME	MPH
1	33	Jo.MINSHAW / Ja.MINSHAW	126.1	33	Jo.MINSHAW / Ja.MINSHAW	131.5	19	BECHTOLSHEIMER / LINDSAY	84.3
2	73	COTTINGHAM / STANLEY	118.5	19	BECHTOLSHEIMER / LINDSAY	130.5	16	N.HALUSA / L.HALUSA	83.4
3	2	WAKEMAN / FISKEN	117.1	73	COTTINGHAM / STANLEY	130.0	73	COTTINGHAM / STANLEY	82.9
4	16	N.HALUSA / L.HALUSA	116.7	16	N.HALUSA / L.HALUSA	127.3	33	Jo.MINSHAW / Ja.MINSHAW	82.7
5	66	MCFADDEN / SHOVLIN	116.7	66	MCFADDEN / SHOVLIN	126.8	24	HUNT / BLAKENEY-EDWARDS	81.4
6	24	HUNT / BLAKENEY-EDWARDS	116.3	2	WAKEMAN / FISKEN	126.6	2	WAKEMAN / FISKEN	81.0
7	22	GOBLE / MILLER	115.5	23	T.WOOD / B.WOOD	126.6	23	T.WOOD / B.WOOD	80.2
8	133	BELL / THOMAS	115.1	24	HUNT / BLAKENEY-EDWARDS	125.6	133	BELL / THOMAS	79.6
9	19	BECHTOLSHEIMER / LINDSAY	113.1	207	HARRIS / WILMOTH	122.2	207	HARRIS / WILMOTH	78.5
10	23	T.WOOD / B.WOOD	112.5	22	GOBLE / MILLER	121.7	66	MCFADDEN / SHOVLIN	78.2
11	100	THORNE / TODD	109.8	15	BURTON	121.5	100	THORNE / TODD	77.4
12	141	BURNETT	109.1	133	BELL / THOMAS	121.1	15	BURTON	77.4
13	207	HARRIS / WILMOTH	108.9	100	THORNE / TODD	120.4	22	GOBLE / MILLER	77.1
14	15	BURTON	107.8	74	MI. WRIGLEY / MA. WRIGLEY	120.4	91	HOLME / GREENSALL	77.0
15	74	MI. WRIGLEY / MA. WRIGLEY	106.8	7	Ja. YOUNG / Jo. YOUNG	119.8	141	BURNETT	76.6
16	82	BINFIELD	106.6	141	BURNETT	117.7	68	FINBURGH / GORDON	76.5
17	119	HUDSON / MORLEY	106.5	48	LETTS / JAMES	117.1	600	TORDOFF	76.3
18	118	RAWE / SANZ DE ACEDO	105.1	82	BINFIELD	116.7	25	O'CONNELL / WATSON	76.0
19	44	A.DRABBLE / S.DRABBLE	103.5	41	HUNT / GRANT-PETERKIN	114.5	74	MI. WRIGLEY / MA. WRIGLEY	76.0
20	600	TORDOFF	103.4	77	CREWDSON / PRICHARD-JONE	113.3	44	A.DRABBLE / S.DRABBLE	75.6
21	68	FINBURGH / GORDON	103.0	99	GURNEY / COLES	112.7	119	HUDSON / MORLEY	75.3
22	99	GURNEY / COLES	102.9	118	RAWE / SANZ DE ACEDO	112.0	118	RAWE / SANZ DE ACEDO	74.4
23	77	CREWDSON / PRICHARD-JONE	102.1	91	HOLME / GREENSALL	112.0	99	GURNEY / COLES	74.2
24	25	O'CONNELL / WATSON	101.6	44	A.DRABBLE / S.DRABBLE	111.8	77	CREWDSON / PRICHARD-JONE	74.0
25	14	GARSIDE	100.7	119	HUDSON / MORLEY	111.4	82	BINFIELD	73.9
26	7	Ja. YOUNG / Jo. YOUNG	100.0	129	WILLMOTT	110.7	48	LETTS / JAMES	73.6
27	129	WILLMOTT	99.5	68	FINBURGH / GORDON	110.1	49	WOODGATE	73.1
28	48	LETTS / JAMES	99.5	600	TORDOFF	109.2	14	GARSIDE	72.9
29	49	WOODGATE	97.8	14	GARSIDE	108.5	7	Ja. YOUNG / Jo. YOUNG	72.7
30	91	HOLME / GREENSALL	97.8	25	O'CONNELL / WATSON	107.5	29	JAMES	72.6
31	6	ADELMAN / HALL	95.8	49	WOODGATE	106.8	129	WILLMOTT	71.6
32	41	HUNT / GRANT-PETERKIN	94.3	29	JAMES	105.0	6	ADELMAN / HALL	71.4
33	29	JAMES	93.8	149	INGRAM / ROWLEY	104.2	149	INGRAM / ROWLEY	67.5
34	149	INGRAM / ROWLEY	93.8	6	ADELMAN / HALL	100.9	41	HUNT / GRANT-PETERKIN	64.9
35	43	Ja.WILLMOTT / Jo.WILLMOTT	72.2	43	Ja.WILLMOTT / Jo.WILLMOTT	85.3	43	Ja.WILLMOTT / Jo.WILLMOTT	54.7
36	120	O'SHEA / HALL	36.8						
37									
38									

Weather / Track : Rain / Wet

Silverstone GP
Circuit Length = 3.6604 miles
Start: 12:25 Flag 13:17 End: 13:20

Results can be found at www.tsl-timing.com

Printed - 13:25 Saturday, 27 July 2019

Silverstone Classic

Royal Automobile Club Tourist Trophy for Historic Cars (Pre '63 GT)

RACE 5 - STATISTICS

Competitors Started	37
Planned Start	2019-07-27 @ 12:15:00.000
Actual Start	2019-07-27 @ 12:25:02.936
Finish Time	2019-07-27 @ 13:17:28.958
Track Length	3.6604mi.
Total Laps	515
Total Distance Covered	1885.1563mi.

Session Fastest Lap History

NO	CL	NAME	LAP TIME	TIME OF DAY	LAP	VEHICLE
19	INV	**BECHTOLSHEIMER / LINDSAY**	**4:40.839**	12:29:43.783	1	Tojeiro GT Tojeiro EE
33	D	**Jo.MINSHAW / Ja.MINSHAW**	**2:54.311**	12:32:38.754	2	Jaguar E-type
33	D	**Jo.MINSHAW / Ja.MINSHAW**	**2:48.948**	12:35:27.694	3	Jaguar E-type
73	D	**COTTINGHAM / STANLEY**	**2:48.434**	12:35:27.900	3	Jaguar E-type
73	D	**COTTINGHAM / STANLEY**	**2:47.568**	12:38:15.467	4	Jaguar E-type
73	D	**COTTINGHAM / STANLEY**	**2:47.271**	12:41:02.737	5	Jaguar E-type
73	D	**COTTINGHAM / STANLEY**	**2:47.182**	12:43:49.920	6	Jaguar E-type
73	D	**COTTINGHAM / STANLEY**	**2:46.483**	12:46:36.402	7	Jaguar E-type

Session Leader History

NO	CL	NAME	FROM LAP	LAPS LED	DISTANCE	VEHICLE
19	INV	**BECHTOLSHEIMER / LINDSAY**	1	1	3.66 miles	Tojeiro GT Tojeiro EE
33	D	**Jo.MINSHAW / Ja.MINSHAW**	2	2	7.32 miles	Jaguar E-type
73	D	**COTTINGHAM / STANLEY**	4	6	21.96 miles	Jaguar E-type
22	INV	**GOBLE / MILLER**	10	1	3.66 miles	Aston Martin DB4 GT
24	D	**HUNT / BLAKENEY-EDWARDS**	11	7	25.62 miles	AC Cobra

Flag History

TYPE	TIME OF DAY
GREEN	12:25:02.936
SAFETY	12:52:05.218
GREEN	12:57:12.151
FINISH	13:17:28.958

Flag Statistics

TYPE	COUNT	TOTAL LAPS	TOTAL TIME
Green	2	16	50:35.763
Red	0	0	0.000
Safety Car	1	1	5:06.932
FCY	0	0	0.000

Silverstone GP
Circuit Length = 3.6604 miles
Start: 12:25 Flag 13:17 End: 13:20

Weather / Track : Rain / Wet

These results are provisional until the conclusion of any judicial and technical matters.

Clerk Of Course :		Timekeeper :

Silverstone Classic

Royal Automobile Club Tourist Trophy for Historic Cars (Pre '63 GT)

RACE 5 - STATISTICS

CLASS : D

12 Starters

Fastest Lap History

NO	NAME	LAP TIME	TIME OF DAY	LAP	VEHICLE
73	**COTTINGHAM / STANLEY**	**4:41.373**	12:29:44.339	1	Jaguar E-type
33	**Jo.MINSHAW / Ja.MINSHAW**	**2:54.311**	12:32:38.754	2	Jaguar E-type
33	**Jo.MINSHAW / Ja.MINSHAW**	**2:48.948**	12:35:27.694	3	Jaguar E-type
73	**COTTINGHAM / STANLEY**	**2:48.434**	12:35:27.900	3	Jaguar E-type
73	**COTTINGHAM / STANLEY**	**2:47.568**	12:38:15.467	4	Jaguar E-type
73	**COTTINGHAM / STANLEY**	**2:47.271**	12:41:02.737	5	Jaguar E-type
73	**COTTINGHAM / STANLEY**	**2:47.182**	12:43:49.920	6	Jaguar E-type
73	**COTTINGHAM / STANLEY**	**2:46.483**	12:46:36.402	7	Jaguar E-type

Leader History

NO	NAME	FROM LAP	LAPS LED	DISTANCE	VEHICLE
73	**COTTINGHAM / STANLEY**	1	1	3.66 miles	Jaguar E-type
33	**Jo.MINSHAW / Ja.MINSHAW**	2	2	7.32 miles	Jaguar E-type
73	**COTTINGHAM / STANLEY**	4	6	21.96 miles	Jaguar E-type
24	**HUNT / BLAKENEY-EDWARDS**	10	8	29.28 miles	AC Cobra

Silverstone GP

Weather / Track : Rain / Wet

Circuit Length = 3.6604 miles

These results are provisional until the conclusion of any judicial and technical matters.

Start: 12:25 Flag 13:17 End: 13:20

Clerk Of Course :		Timekeeper :

Silverstone Classic

Royal Automobile Club Tourist Trophy for Historic Cars (Pre '63 GT)

RACE 5 - STATISTICS

CLASS : A

6 Starters

Fastest Lap History

NO	NAME	LAP TIME	TIME OF DAY	LAP	VEHICLE
68	**FINBURGH / GORDON**	**4:48.129**	12:29:51.071	1	Lotus Elite
68	**FINBURGH / GORDON**	**3:06.509**	12:32:57.579	2	Lotus Elite
25	**O'CONNELL / WATSON**	**3:05.296**	12:32:57.720	2	Lotus Elite
25	**O'CONNELL / WATSON**	**3:01.671**	12:35:59.392	3	Lotus Elite
25	**O'CONNELL / WATSON**	**3:00.541**	12:38:59.932	4	Lotus Elite
68	**FINBURGH / GORDON**	**3:00.173**	12:45:05.619	6	Lotus Elite

Leader History

NO	NAME	FROM LAP	LAPS LED	DISTANCE	VEHICLE
68	**FINBURGH / GORDON**	1	2	7.32 miles	Lotus Elite
25	**O'CONNELL / WATSON**	3	14	51.24 miles	Lotus Elite

Silverstone GP

Weather / Track : Rain / Wet

Circuit Length = 3.6604 miles

These results are provisional until the conclusion of any judicial and technical matters.

Start: 12:25 Flag 13:17 End: 13:20

Clerk Of Course :		Timekeeper :

Silverstone Classic

Royal Automobile Club Tourist Trophy for Historic Cars (Pre '63 GT)

RACE 5 - STATISTICS

CLASS : C

11 Starters

Fastest Lap History

NO	NAME	LAP TIME	TIME OF DAY	LAP	VEHICLE
16	**N.HALUSA / L.HALUSA**	**4:40.971**	12:29:43.908	1	Ferrari 250 GT Breadvan
16	**N.HALUSA / L.HALUSA**	**2:58.409**	12:32:42.328	2	Ferrari 250 GT Breadvan
16	**N.HALUSA / L.HALUSA**	**2:50.187**	12:35:32.517	3	Ferrari 250 GT Breadvan
16	**N.HALUSA / L.HALUSA**	**2:48.812**	12:38:21.326	4	Ferrari 250 GT Breadvan
16	**N.HALUSA / L.HALUSA**	**2:48.499**	13:09:31.636	14	Ferrari 250 GT Breadvan
16	**N.HALUSA / L.HALUSA**	**2:48.150**	13:12:19.785	15	Ferrari 250 GT Breadvan

Leader History

NO	NAME	FROM LAP	LAPS LED	DISTANCE	VEHICLE
16	**N.HALUSA / L.HALUSA**	1	17	62.22 miles	Ferrari 250 GT Breadvan

Silverstone GP

Weather / Track : Rain / Wet

Circuit Length = 3.6604 miles

These results are provisional until the conclusion of any judicial and technical matters.

Start: 12:25 Flag 13:17 End: 13:20

Clerk Of Course :		Timekeeper :

Silverstone Classic

Royal Automobile Club Tourist Trophy for Historic Cars (Pre '63 GT)

RACE 5 - STATISTICS

CLASS : INV

5 Starters

Fastest Lap History

NO	NAME	LAP TIME	TIME OF DAY	LAP	VEHICLE
19	**BECHTOLSHEIMER / LINDSAY**	**4:40.839**	12:29:43.783	1	Tojeiro GT Tojeiro EE
19	**BECHTOLSHEIMER / LINDSAY**	**2:57.203**	12:32:40.990	2	Tojeiro GT Tojeiro EE
19	**BECHTOLSHEIMER / LINDSAY**	**2:49.676**	12:35:30.667	3	Tojeiro GT Tojeiro EE
19	**BECHTOLSHEIMER / LINDSAY**	**2:49.386**	12:38:20.054	4	Tojeiro GT Tojeiro EE

Leader History

NO	NAME	FROM LAP	LAPS LED	DISTANCE	VEHICLE
19	**BECHTOLSHEIMER / LINDSAY**	1	9	32.94 miles	Tojeiro GT Tojeiro EE
22	**GOBLE / MILLER**	10	1	3.66 miles	Aston Martin DB4 GT
19	**BECHTOLSHEIMER / LINDSAY**	11	7	25.62 miles	Tojeiro GT Tojeiro EE

Silverstone GP

Weather / Track : Rain / Wet

Circuit Length = 3.6604 miles

These results are provisional until the conclusion of any judicial and technical matters.

Start: 12:25 Flag 13:17 End: 13:20

Clerk Of Course :		Timekeeper :

Silverstone Classic

Royal Automobile Club Tourist Trophy for Historic Cars (Pre '63 GT)

RACE 5 - STATISTICS

CLASS : B

3 Starters

Fastest Lap History

NO	NAME	LAP TIME	TIME OF DAY	LAP	VEHICLE
600	**Sam TORDOFF**	**4:49.214**	12:29:52.162	1	Porsche 356 1500S
141	**Gareth BURNETT**	**3:07.986**	12:33:00.302	2	Porsche 356 Coupe GT
600	**Sam TORDOFF**	**3:03.501**	12:36:05.410	3	Porsche 356 1500S
600	**Sam TORDOFF**	**3:01.153**	12:39:06.562	4	Porsche 356 1500S
141	**Gareth BURNETT**	**2:59.779**	12:39:11.147	4	Porsche 356 Coupe GT
141	**Gareth BURNETT**	**2:59.394**	12:42:10.543	5	Porsche 356 Coupe GT
141	**Gareth BURNETT**	**2:58.602**	12:45:09.144	6	Porsche 356 Coupe GT
600	**Sam TORDOFF**	**2:58.099**	13:07:49.223	13	Porsche 356 1500S

Leader History

NO	NAME	FROM LAP	LAPS LED	DISTANCE	VEHICLE
600	**Sam TORDOFF**	1	1	3.66 miles	Porsche 356 1500S
141	**Gareth BURNETT**	2	1	3.66 miles	Porsche 356 Coupe GT
600	**Sam TORDOFF**	3	5	18.30 miles	Porsche 356 1500S
141	**Gareth BURNETT**	8	10	36.60 miles	Porsche 356 Coupe GT

Silverstone GP

Weather / Track : Rain / Wet

Circuit Length = 3.6604 miles

These results are provisional until the conclusion of any judicial and technical matters.

Start: 12:25 Flag 13:17 End: 13:20

Clerk Of Course :		Timekeeper :

Silverstone Classic

Sir Jackie Stewart Trophy for FIA Masters Historic Formula One

QUALIFYING - RACE 6 - CLASSIFICATION - PROVISIONAL

Sheet No: | **Issue Time:**

POS	NO	CL	PIC	NAME	ENTRY	TIME	ON	LAPS	GAP	DIFF	MPH
1	77	Hea	1	**Steve HARTLEY**	McLaren MP4/1	**1:52.743**	5	8			116.88
2	2	Hea	2	**Katsuaki KUBOTA**	Lotus 91/7	**1:53.239**	5	7	**0.496**	0.496	116.37
3	7	Hea	3	**Mike CANTILLON**	Williams FW07C	**1:53.691**	4	5	**0.948**	0.452	115.90
4	44*	Lau	1	**Martin STRETTON**	Tyrrell 012	**1:54.045**	7	8	**1.302**	0.354	115.54
5	99	Hea	4	**Jamie CONSTABLE**	Tyrrell 011	**1:54.890**	5	7	**2.147**	0.845	114.69
6	26	Hea	5	**Matteo FERRER-AZA**	Ligier JS11/15	**1:55.037**	4	6	**2.294**	0.147	114.55
7	24*	Fit	1	**Michael LYONS**	McLaren M26	**1:55.271**	3	6	**2.528**	0.234	114.32
8	37	Hea	6	**Christophe D'ANSEMBOURG**	Williams FW07C	**1:55.465**	5	9	**2.722**	0.194	114.12
9	47	Hea	7	**Antoine D'ANSEMBOURG**	Brabham BT49	**1:56.735**	6	7	**3.992**	1.270	112.88
10	34*	Fit	2	**Henry FLETCHER**	March 761	**1:57.767**	6	9	**5.024**	1.032	111.89
11	16	Lau	2	**Mark HAZELL**	Williams FW08C	**1:59.054**	8	9	**6.311**	1.287	110.68
12	75*	Fit	3	**Gregor FISKEN**	Shadow DN5	**2:00.385**	3	6	**7.642**	1.331	109.46
13	21	Fit	4	**Mark MARTIN**	Hesketh 308C	**2:01.049**	3	3	**8.306**	0.664	108.86
14	61	Fit	5	**Jason WRIGHT**	Shadow DN8	**2:01.057**	3	7	**8.314**	0.008	108.85
15	32	Fit	6	**Philip HALL**	Theodore TR1	**2:01.725**	3	7	**8.982**	0.668	108.25
16	12	Fit	7	**Kyle TILLEY**	Ensign MN177	**2:05.850**	4	5	**13.107**	4.125	104.71
17	28	Inv	1	**Sidney HOOLE**	Ensign N173	**2:16.115**	4	6	**23.372**	10.265	96.81
18	9*	Ste	1	**Judy LYONS**	Surtees TS9	**3:02.764**	4	4	**1:10.021**	46.649	72.10
19	22	Fit	8	**James HAGAN**	Hesketh 308			2			
20	63	Lau	3	**Georg HALLAU**	Theodore N183			0			

***Cars 9, 24, 34, 44 & 75 require working transponders.**

Silverstone GP
Circuit Length = 3.6604 miles
Start: 14:15 Flag 14:39 End: 14:41

Weather / Track : Cloudy / Dry

These results are provisional until the conclusion of any judicial and technical matters.

FIA Race Director : Richard Cuene-Grandidier	Chief Timekeeper : Nicholas Palmer	

Results can be found at www.tsl-timing.com

Printed - 14:42 Friday, 26 July 2019

Silverstone Classic

Sir Jackie Stewart Trophy for FIA Masters Historic Formula One

QUALIFYING - RACE 6 - CLASSIFICATION - FINAL

Sheet No:	Issue Time:

POS	NO	CL	PIC	NAME	ENTRY	TIME	ON	LAPS	GAP	DIFF	MPH
1	7	Hea	1	**Mike CANTILLON**	Williams FW07C	**1:53.691**	4	5			115.90
2	44	Lau	1	**Martin STRETTON**	Tyrrell 012	**1:54.045**	7	8	**0.354**	0.354	115.54
3	77*	Hea	2	**Steve HARTLEY**	McLaren MP4/1	**1:54.126**	6	8	**0.435**	0.081	115.46
4	99	Hea	3	**Jamie CONSTABLE**	Tyrrell 011	**1:54.890**	5	7	**1.199**	0.764	114.69
5	26	Hea	4	**Matteo FERRER-AZA**	Ligier JS11/15	**1:55.037**	4	6	**1.346**	0.147	114.55
6	24	Fit	1	**Michael LYONS**	McLaren M26	**1:55.271**	3	6	**1.580**	0.234	114.32
7	2*	Hea	5	**Katsuaki KUBOTA**	Lotus 91/7	**1:55.399**	3	7	**1.708**	0.128	114.19
8	37	Hea	6	**Christophe D'ANSEMBOURG**	Williams FW07C	**1:55.465**	5	9	**1.774**	0.066	114.12
9	47	Hea	7	**Antoine D'ANSEMBOURG**	Brabham BT49	**1:56.735**	6	7	**3.044**	1.270	112.88
10	34	Fit	2	**Henry FLETCHER**	March 761	**1:57.767**	6	9	**4.076**	1.032	111.89
11	16	Lau	2	**Mark HAZELL**	Williams FW08C	**1:59.054**	8	9	**5.363**	1.287	110.68
12	75	Fit	3	**Gregor FISKEN**	Shadow DN5	**2:00.385**	3	6	**6.694**	1.331	109.46
13	21	Fit	4	**Mark MARTIN**	Hesketh 308C	**2:01.049**	3	3	**7.358**	0.664	108.86
14	61	Fit	5	**Jason WRIGHT**	Shadow DN8	**2:01.057**	3	7	**7.366**	0.008	108.85
15	32	Fit	6	**Philip HALL**	Theodore TR1	**2:01.725**	3	7	**8.034**	0.668	108.25
16	12	Fit	7	**Kyle TILLEY**	Ensign MN177	**2:05.850**	4	5	**12.159**	4.125	104.71
17	28	Inv	1	**Sidney HOOLE**	Ensign N173	**2:16.115**	4	6	**22.424**	10.265	96.81
18	9	Ste	1	**Judy LYONS**	Surtees TS9	**3:02.764**	4	4	**1:09.073**	46.649	72.10
19	22	Fit	8	**James HAGAN**	Hesketh 308			2			
20	63	Lau	3	**Georg HALLAU**	Theodore N183			0			

***Car 2 - two best qualifying laps removed, Stewards Decision 1 refers.**
***Car 77 - two best qualifying laps removed, Stewards Decision 2 refers.**

Weather / Track : Cloudy / Dry

Silverstone GP
Circuit Length = 3.6604 miles
Start: 14:15 Flag 14:39 End: 14:41

Chief Steward : John Naylor	Steward : Marc Van Geel	Steward : Rod Parkin

Results can be found at www.tsl-timing.com

Printed - 17:17 Friday, 26 July 2019

Silverstone Classic

Sir Jackie Stewart Trophy for FIA Masters Historic Formula One

QUALIFYING - RACE 6 - SECTOR ANALYSIS

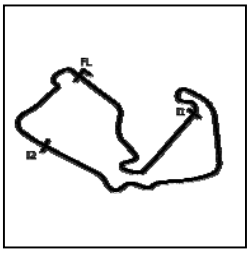

SECTOR 1 = FL to I1, SECTOR 2 = I1 to I2, SECTOR 3 = I2 to FL, DIFF = Difference To Personal Best Lap, P = Crossed Finish Line in Pit Lane, D = Time Disallowed

P1 77 Hea Steve HARTLEY — McLaren MP4/1

IDEAL LAP TIME : BEST LAP TIME : 1:52.743 DIFFERENCE :

LAP	SECTOR 1	SECTOR 2	SECTOR 3	LAP TIME	MPH	DIFF	TIME OF DAY
1 -	***OUTLAP***	156.0	24.052	9:13.133	23.82	7:20.390	14:27:26.328
2 -		156.0	24.089	1:54.239	115.35	1.496	14:29:20.567
3 -		155.3	25.228	1:55.884	113.71	3.141	14:31:16.451
4 -		124.0	26.319	1:58.746	110.97	6.003	14:33:15.197
5 -		***157.5***	24.030	***1:52.743*** **(1)**	***116.88***		***14:35:07.940***
6 -		155.3	24.739	1:54.126 **(3)**	115.46	1.383	14:37:02.066
7 -		156.0	***23.688***	1:53.004 **(2)**	116.61	0.261	14:38:55.070
8 -		124.5	IN PIT	2:13.463 **P**	98.73	20.720	14:41:08.533

P2 2 Hea Katsuaki KUBOTA — Lotus 91/7

IDEAL LAP TIME : 1:52.882 BEST LAP TIME : 1:53.239 DIFFERENCE : 0.357

LAP	SECTOR 1		SECTOR 2		SECTOR 3		LAP TIME	MPH	DIFF	TIME OF DAY
1 -	36.412	155.7	57.016	151.4	24.917	117.7	1:58.345	111.35	5.106	14:19:39.346
2 -	OUTLAP	154.9	56.614	159.0	25.207	117.1	7:16.045	30.22	5:22.806	14:26:55.391
3 -	35.224	156.7	55.745	157.5	24.430	118.7	1:55.399 **(3)**	114.19	2.160	14:28:50.790
4 -	34.665	157.1	54.989	***160.5***	***23.755***	***123.8***	1:53.409 **(2)**	116.19	0.170	14:30:44.199
5 -	***34.501***	155.7	***54.626***	159.0	24.112	***123.8***	***1:53.239*** **(1)**	***116.37***		***14:32:37.438***
6 -	34.507	***157.5***	1:02.709	131.8	25.796	122.6	2:03.012	107.12	9.773	14:34:40.450
7 -	36.665	144.0	55.937	158.6	IN PIT		2:01.716 **P**	108.26	8.477	14:36:42.166

P3 7 Hea Mike CANTILLON — Williams FW07C

IDEAL LAP TIME : 1:53.584 BEST LAP TIME : 1:53.691 DIFFERENCE : 0.107

LAP	SECTOR 1		SECTOR 2		SECTOR 3		LAP TIME	MPH	DIFF	TIME OF DAY
1 -	35.459	155.3	56.523	159.0	24.598	119.1	1:56.580 **(2)**	113.03	2.889	14:19:24.402
2 -	OUTLAP	142.7	57.819	159.0	24.460	120.6	7:29.896	29.29	5:36.205	14:26:54.298
3 -	34.965	156.0	58.904	123.8	33.218	120.0	2:07.087 **(3)**	103.69	13.396	14:29:01.385
4 -	34.966	155.3	***54.769***	***159.4***	***23.956***	***123.1***	***1:53.691*** **(1)**	***115.90***		***14:30:55.076***
5 -	39.084	149.4	59.481	135.0	IN PIT		2:07.714 **P**	103.18	14.023	14:33:02.790

P4 44 Lau Martin STRETTON — Tyrrell 012

IDEAL LAP TIME : BEST LAP TIME : 1:54.045 DIFFERENCE :

LAP	SECTOR 1	SECTOR 2	SECTOR 3	LAP TIME	MPH	DIFF	TIME OF DAY
1 -				1:56.344	113.26	2.299	14:19:22.726
2 -				7:30.387	29.25	5:36.342	14:26:53.113
3 -				1:55.178	114.41	1.133	14:28:48.291
4 -				1:54.718 **(3)**	114.87	0.673	14:30:43.009
5 -			***IN PIT***	1:54.430 **P**	115.16	0.385	14:32:37.439
6 -				3:39.635	59.99	1:45.590	14:36:17.074
7 -				***1:54.045*** **(1)**	***115.54***		***14:38:11.119***
8 -				1:54.285 **(2)**	115.30	0.240	14:40:05.404

P5 99 Hea Jamie CONSTABLE — Tyrrell 011

IDEAL LAP TIME : 1:54.650 BEST LAP TIME : 1:54.890 DIFFERENCE : 0.240

LAP	SECTOR 1		SECTOR 2		SECTOR 3		LAP TIME	MPH	DIFF	TIME OF DAY
1 -	36.903	***154.6***	58.091	***157.9***	IN PIT		2:00.255 **P**	109.58	5.365	14:19:41.605
2 -	OUTLAP	117.9	1:01.107	117.7	26.798	111.2	7:27.917	29.42	5:33.027	14:27:09.522
3 -	35.579	151.8	56.110	156.0	***24.220***	118.3	1:55.909	113.69	1.019	14:29:05.431
4 -	***34.973***	153.2	56.574	156.7	24.253	118.1	1:55.800 **(3)**	113.79	0.910	14:31:01.231
5 -	35.052	153.2	***55.457***	157.5	24.381	***119.8***	***1:54.890*** **(1)**	***114.69***		***14:32:56.121***
6 -	35.266	152.8	55.766	155.7	24.363	116.9	1:55.395 **(2)**	114.19	0.505	14:34:51.516
7 -	36.068	149.4	56.151	***157.9***	IN PIT		1:59.207 **P**	110.54	4.317	14:36:50.723

Weather / Track : Cloudy / Dry

Silverstone GP
Circuit Length = 3.6604 miles
Start: 14:15 Flag 14:39 End: 14:41

Silverstone Classic

Sir Jackie Stewart Trophy for FIA Masters Historic Formula One

QUALIFYING - RACE 6 - SECTOR ANALYSIS

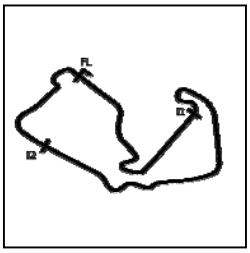

SECTOR 1 = FL to I1, SECTOR 2 = I1 to I2, SECTOR 3 = I2 to FL, DIFF = Difference To Personal Best Lap, P = Crossed Finish Line in Pit Lane, D = Time Disallowed

P6 26 Hea Matteo FERRER-AZA Ligier JS11/15

IDEAL LAP TIME : 1:54.936 BEST LAP TIME : 1:55.037 DIFFERENCE : 0.101

LAP	SECTOR 1		SECTOR 2		SECTOR 3		LAP TIME		MPH	DIFF	TIME OF DAY
1 -	35.565	***152.8***	56.752	***156.0***	24.757	118.1	1:57.074		112.55	2.037	14:19:42.667
2 -	OUTLAP	146.5	1:02.324	110.7	27.235	118.3	8:01.053		27.39	6:06.016	14:27:43.720
3 -	35.018	152.5	***55.941***	155.7	24.412	118.9	1:55.371	**(2)**	114.22	0.334	14:29:39.091
4 -	***34.694***	***152.8***	56.042	***156.0***	***24.301***	***120.2***	***1:55.037***	**(1)**	***114.55***		***14:31:34.128***
5 -	34.874	***152.8***	56.177	155.7	24.480	119.4	1:55.531	**(3)**	114.06	0.494	14:33:29.659
6 -	38.047	143.0	1:00.632	150.4	IN PIT		2:08.832	**P**	102.28	13.795	14:35:38.491

P7 24 Fit Michael LYONS McLaren M26

IDEAL LAP TIME : BEST LAP TIME : 1:55.271 DIFFERENCE :

LAP	SECTOR 1		SECTOR 2		SECTOR 3		LAP TIME		MPH	DIFF	TIME OF DAY
1 -							1:56.764	**(3)**	112.85	1.493	14:19:46.785
2 -							7:33.889		29.03	5:38.618	14:27:20.674
3 -							***1:55.271***	**(1)**	***114.32***		***14:29:15.945***
4 -							1:58.183		111.50	2.912	14:31:14.128
5 -							1:55.528	**(2)**	114.06	0.257	14:33:09.656
6 -					***IN PIT***		2:36.857	**P**	84.01	41.586	14:35:46.513

P8 37 Hea Christophe D'ANSEMBOURG Williams FW07C

IDEAL LAP TIME : 1:54.962 BEST LAP TIME : 1:55.465 DIFFERENCE : 0.503

LAP	SECTOR 1		SECTOR 2		SECTOR 3		LAP TIME		MPH	DIFF	TIME OF DAY
1 -	36.390	154.6	58.189	158.6	25.944	118.7	2:00.523		109.33	5.058	14:19:40.109
2 -	OUTLAP	144.6	58.170	158.6	25.335	118.3	7:17.701		30.10	5:22.236	14:26:57.810
3 -	35.469	***156.7***	57.254	158.6	24.964	121.3	1:57.687		111.97	2.222	14:28:55.497
4 -	35.322	***156.7***	57.087	157.1	25.074	120.0	1:57.483		112.16	2.018	14:30:52.980
5 -	34.769	***156.7***	***56.015***	***159.4***	24.681	122.4	***1:55.465***	**(1)**	***114.12***		***14:32:48.445***
6 -	***34.318***	156.0	56.501	157.1	25.030	122.0	1:55.849	**(3)**	113.74	0.384	14:34:44.294
7 -	37.946	149.1	1:00.102	151.8	26.188	123.1	2:04.236		106.07	8.771	14:36:48.530
8 -	34.663	***156.7***	59.223	120.4	26.560	***124.0***	2:00.446		109.40	4.981	14:38:48.976
9 -	34.436	156.0	56.564	158.6	***24.629***	122.6	1:55.629	**(2)**	113.96	0.164	14:40:44.605

P9 47 Hea Antoine D'ANSEMBOURG Brabham BT49

IDEAL LAP TIME : 1:56.735 BEST LAP TIME : 1:56.735 DIFFERENCE : 0.000

LAP	SECTOR 1		SECTOR 2		SECTOR 3		LAP TIME		MPH	DIFF	TIME OF DAY
1 -	37.941	150.8	59.386	157.9	25.487	117.1	2:02.814	**(3)**	107.29	6.079	14:19:59.159
2 -	OUTLAP	153.5	1:00.754	157.9	26.133	117.1	8:00.920		27.40	6:04.185	14:28:00.079
3 -	36.330	150.8	56.932	158.6	24.955	120.4	1:58.217	**(2)**	111.47	1.482	14:29:58.296
4 -	39.486	131.8	59.245	159.0	25.512	117.9	2:04.243		106.06	7.508	14:32:02.539
5 -	40.251	146.5	59.303	123.1	29.357	121.3	2:08.911		102.22	12.176	14:34:11.450
6 -	***35.866***	***154.6***	***55.940***	***159.7***	***24.929***	***121.7***	***1:56.735***	**(1)**	***112.88***		***14:36:08.185***
7 -	38.101	146.5	1:00.648	151.8	IN PIT		2:06.196	**P**	104.42	9.461	14:38:14.381

P10 34 Fit Henry FLETCHER March 761

IDEAL LAP TIME : BEST LAP TIME : 1:57.767 DIFFERENCE :

LAP	SECTOR 1		SECTOR 2		SECTOR 3		LAP TIME		MPH	DIFF	TIME OF DAY
1 -							1:59.088	**(2)**	110.65	1.321	14:19:30.921
2 -							7:43.292		28.44	5:45.525	14:27:14.213
3 -							2:03.324		106.85	5.557	14:29:17.537
4 -							1:59.601		110.18	1.834	14:31:17.138
5 -							1:59.377		110.38	1.610	14:33:16.515
6 -							***1:57.767***	**(1)**	***111.89***		***14:35:14.282***
7 -							1:59.302	**(3)**	110.45	1.535	14:37:13.584
8 -							2:02.987		107.14	5.220	14:39:16.571
9 -							1:59.400		110.36	1.633	14:41:15.971

Weather / Track : Cloudy / Dry

Silverstone GP
Circuit Length = 3.6604 miles
Start: 14:15 Flag 14:39 End: 14:41

Silverstone Classic

Sir Jackie Stewart Trophy for FIA Masters Historic Formula One

QUALIFYING - RACE 6 - SECTOR ANALYSIS

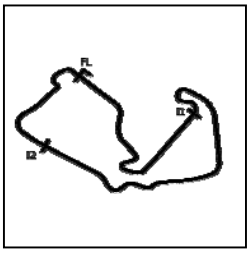

SECTOR 1 = FL to I1, SECTOR 2 = I1 to I2, SECTOR 3 = I2 to FL, DIFF = Difference To Personal Best Lap, P = Crossed Finish Line in Pit Lane, D = Time Disallowed

P11 16 Lau Mark HAZELL — Williams FW08C

IDEAL LAP TIME : 1:58.914 BEST LAP TIME : 1:59.054 DIFFERENCE : 0.140

LAP	SECTOR 1		SECTOR 2		SECTOR 3		LAP TIME		MPH	DIFF	TIME OF DAY
1 -	36.750	***148.1***	59.103	150.8	25.188	***117.1***	2:01.041		108.87	1.987	14:19:30.035
2 -	OUTLAP	137.7	1:01.255	139.8	25.624	116.5	7:53.118		27.85	5:54.064	14:27:23.153
3 -	36.360	146.5	59.142	150.4	25.058	115.1	2:00.560		109.30	1.506	14:29:23.713
4 -	36.151	145.8	58.714	149.1	24.920	115.7	1:59.785		110.01	0.731	14:31:23.498
5 -	36.606	144.6	58.151	150.1	25.062	114.1	1:59.819		109.98	0.765	14:33:23.317
6 -	36.648	145.2	58.809	148.7	25.256	116.9	2:00.713		109.16	1.659	14:35:24.030
7 -	36.091	145.5	58.340	149.4	***24.787***	113.3	1:59.218	**(2)**	110.53	0.164	14:37:23.248
8 -	***36.041***	146.5	***58.086***	150.1	24.927	114.3	***1:59.054***	**(1)**	***110.68***		***14:39:22.302***
9 -	36.248	144.3	58.113	***151.4***	24.905	116.1	1:59.266	**(3)**	110.49	0.212	14:41:21.568

P12 75 Fit Gregor FISKEN — Shadow DN5

IDEAL LAP TIME : BEST LAP TIME : 2:00.385 DIFFERENCE :

LAP	SECTOR 1		SECTOR 2		SECTOR 3		LAP TIME		MPH	DIFF	TIME OF DAY
1 -							2:02.774	**(3)**	107.33	2.389	14:19:54.709
2 -							7:18.999		30.01	5:18.614	14:27:13.708
3 -							***2:00.385***	**(1)**	***109.46***		***14:29:14.093***
4 -							2:02.165	**(2)**	107.86	1.780	14:31:16.258
5 -							2:02.855		107.26	2.470	14:33:19.113
6 -					***IN PIT***		2:13.540	**P**	98.68	13.155	14:35:32.653

P13 21 Fit Mark MARTIN — Hesketh 308C

IDEAL LAP TIME : 2:01.049 BEST LAP TIME : 2:01.049 DIFFERENCE : 0.000

LAP	SECTOR 1		SECTOR 2		SECTOR 3		LAP TIME		MPH	DIFF	TIME OF DAY
1 -	OUTLAP	148.1	1:01.194	146.8	IN PIT		9:41.188	**P**	22.67	7:40.139	14:27:36.080
2 -	OUTLAP	149.1	1:01.145	153.2	26.770	110.3	11:41.156		18.79	9:40.107	14:39:17.236
3 -	***37.359***	***152.8***	***58.384***	***157.9***	***25.306***	***113.3***	***2:01.049***	**(1)**	***108.86***		***14:41:18.285***

P14 61 Fit Jason WRIGHT — Shadow DN8

IDEAL LAP TIME : 2:00.750 BEST LAP TIME : 2:01.057 DIFFERENCE : 0.307

LAP	SECTOR 1		SECTOR 2		SECTOR 3		LAP TIME		MPH	DIFF	TIME OF DAY
1 -	OUTLAP	146.5	59.940	152.1	25.689	116.9	8:18.514		26.43	6:17.457	14:26:49.334
2 -	36.960	146.8	59.191	***154.9***	26.236	118.1	2:02.387		107.67	1.330	14:28:51.721
3 -	36.751	***149.4***	58.790	152.1	***25.516***	***118.3***	***2:01.057***	**(1)**	***108.85***		***14:30:52.778***
4 -	43.338	132.3	1:02.071	151.8	IN PIT		2:14.047	**P**	98.30	12.990	14:33:06.825
5 -	OUTLAP	147.4	59.463	***154.9***	27.187	111.1	3:42.948		59.10	1:41.891	14:36:49.773
6 -	***36.739***	147.8	59.172	153.5	26.212	117.7	2:02.123	**(3)**	107.90	1.066	14:38:51.896
7 -	36.879	146.8	***58.495***	153.5	25.884	***118.3***	2:01.258	**(2)**	108.67	0.201	14:40:53.154

P15 32 Fit Philip HALL — Theodore TR1

IDEAL LAP TIME : 2:01.238 BEST LAP TIME : 2:01.725 DIFFERENCE : 0.487

LAP	SECTOR 1		SECTOR 2		SECTOR 3		LAP TIME		MPH	DIFF	TIME OF DAY
1 -	37.982	149.7	59.517	154.6	25.728	110.5	2:03.227		106.93	1.502	14:19:37.770
2 -	OUTLAP	146.5	1:00.711	153.5	26.442	109.6	8:47.503		24.98	6:45.778	14:28:25.273
3 -	37.050	***150.1***	***59.101***	***154.9***	25.574	***113.9***	***2:01.725***	**(1)**	***108.25***		***14:30:26.998***
4 -	36.896	149.7	59.660	***154.9***	26.222	107.5	2:02.778	**(3)**	107.33	1.053	14:32:29.776
5 -	37.628	149.1	1:00.434	153.5	25.944	107.3	2:04.006		106.26	2.281	14:34:33.782
6 -	***36.677***	149.7	59.651	153.9	***25.460***	113.7	2:01.788	**(2)**	108.20	0.063	14:36:35.570
7 -	40.241	135.2	1:07.755	119.6	IN PIT		2:19.992	**P**	94.13	18.267	14:38:55.562

Weather / Track : Cloudy / Dry

Silverstone GP
Circuit Length = 3.6604 miles
Start: 14:15 Flag 14:39 End: 14:41

Silverstone Classic

Sir Jackie Stewart Trophy for FIA Masters Historic Formula One

QUALIFYING - RACE 6 - SECTOR ANALYSIS

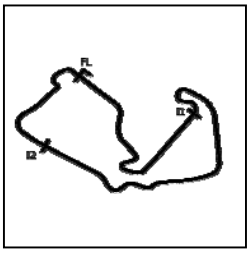

SECTOR 1 = FL to I1, SECTOR 2 = I1 to I2, SECTOR 3 = I2 to FL, DIFF = Difference To Personal Best Lap, P = Crossed Finish Line in Pit Lane, D = Time Disallowed

P16 12 Fit Kyle TILLEY — Ensign MN177

IDEAL LAP TIME : 2:05.850 BEST LAP TIME : 2:05.850 DIFFERENCE : 0.000

LAP	SECTOR 1		SECTOR 2		SECTOR 3		LAP TIME		MPH	DIFF	TIME OF DAY
1 -	39.279	***136.6***	1:02.112	138.9	27.010	112.7	2:08.401	**(2)**	102.62	2.551	14:19:39.071
2 -	OUTLAP	121.1	1:04.764	133.6	IN PIT		8:11.881	**P**	26.79	6:06.031	14:27:50.952
3 -	OUTLAP	133.6	1:01.929	135.5	26.736	108.9	4:00.499		54.79	1:54.649	14:31:51.451
4 -	***38.088***	135.0	***1:01.406***	134.2	***26.356***	109.6	***2:05.850***	**(1)**	***104.71***		***14:33:57.301***
5 -	38.687	127.8	1:09.706	114.3	IN PIT		2:16.926	**P**	96.24	11.076	14:36:14.227

P17 28 Inv Sidney HOOLE — Ensign N173

IDEAL LAP TIME : 2:15.226 BEST LAP TIME : 2:16.115 DIFFERENCE : 0.889

LAP	SECTOR 1		SECTOR 2		SECTOR 3		LAP TIME		MPH	DIFF	TIME OF DAY
1 -	OUTLAP	121.5	1:08.958	145.5	30.410	97.8	9:23.735		23.37	7:07.620	14:27:54.409
2 -	42.494	129.5	1:06.916	151.8	***29.189***	96.0	2:18.599		95.07	2.484	14:30:13.008
3 -	42.086	139.8	1:05.536	152.8	29.761	99.2	2:17.383	**(3)**	95.92	1.268	14:32:30.391
4 -	***40.743***	***145.2***	1:05.789	151.4	29.583	102.2	***2:16.115***	**(1)**	***96.81***		***14:34:46.506***
5 -	41.560	127.8	***1:05.294***	***154.2***	30.453	***103.2***	2:17.307	**(2)**	95.97	1.192	14:37:03.813
6 -	41.416	144.0	1:05.602	118.1	IN PIT		2:26.523	**P**	89.93	10.408	14:39:30.336

P18 9 Ste Judy LYONS — Surtees TS9

IDEAL LAP TIME : BEST LAP TIME : 3:02.764 DIFFERENCE :

LAP	SECTOR 1		SECTOR 2		SECTOR 3		LAP TIME		MPH	DIFF	TIME OF DAY
1 -							9:12.373	**(3)**	23.85	6:09.609	14:28:26.583
2 -					***IN PIT***		3:15.280	**P**	67.48	12.516	14:31:41.863
3 -							6:12.592	**(2)**	35.36	3:09.828	14:37:54.456
4 -							***3:02.764***	**(1)**	***72.10***		***14:40:57.220***

P19 22 Fit James HAGAN — Hesketh 308

IDEAL LAP TIME : 2:18.762 BEST LAP TIME : DIFFERENCE :

LAP	SECTOR 1		SECTOR 2		SECTOR 3		LAP TIME		MPH	DIFF	TIME OF DAY
1 -	OUTLAP	***133.9***	1:14.468	102.2	IN PIT		14:13.180	**P**	15.44		14:32:48.372
2 -	OUTLAP	115.5	***1:07.964***	90.8	IN PIT		5:45.486	**P**	38.14		14:38:33.858

Weather / Track : Cloudy / Dry

Silverstone GP
Circuit Length = 3.6604 miles
Start: 14:15 Flag 14:39 End: 14:41

Silverstone Classic

Sir Jackie Stewart Trophy for FIA Masters Historic Formula One

QUALIFYING - RACE 6 - BEST SECTORS

	SECTOR 1			SECTOR 2			SECTOR 3			IDEAL / BEST COMPARISON					
POS	NO	NAME	TIME	NO	NAME	TIME	NO	NAME	TIME	POS	NO	NAME	IDEAL	BEST	DIFF
												PERFECT LAP	1:52.632		
1	37	D'ANSEMBOURG	34.318	2	KUBOTA	54.626	77	HARTLEY	23.688	1	2	KUBOTA	1:52.882	1:53.239	0.357
2	2	KUBOTA	34.501	7	CANTILLON	54.769	2	KUBOTA	23.755	2	7	CANTILLON	1:53.584	1:53.691	0.107
3	26	FERRER-AZA	34.694	99	CONSTABLE	55.457	7	CANTILLON	23.956	3	99	CONSTABLE	1:54.650	1:54.890	0.240
4	7	CANTILLON	34.859	47	D'ANSEMBOURG	55.940	99	CONSTABLE	24.220	4	26	FERRER-AZA	1:54.936	1:55.037	0.101
5	99	CONSTABLE	34.973	26	FERRER-AZA	55.941	26	FERRER-AZA	24.301	5	37	D'ANSEMBOURG	1:54.962	1:55.465	0.503
6	47	D'ANSEMBOURG	35.866	37	D'ANSEMBOURG	56.015	37	D'ANSEMBOURG	24.629	6	47	D'ANSEMBOURG	1:56.735	1:56.735	0.000
7	16	HAZELL	36.041	16	HAZELL	58.086	16	HAZELL	24.787	7	16	HAZELL	1:58.914	1:59.054	0.140
8	32	HALL	36.677	21	MARTIN	58.384	47	D'ANSEMBOURG	24.929	8	61	WRIGHT	2:00.750	2:01.057	0.307
9	61	WRIGHT	36.739	61	WRIGHT	58.495	21	MARTIN	25.306	9	21	MARTIN	2:01.049	2:01.049	0.000
10	21	MARTIN	37.359	32	HALL	59.101	32	HALL	25.460	10	32	HALL	2:01.238	2:01.725	0.487
11	12	TILLEY	38.088	12	TILLEY	1:01.406	61	WRIGHT	25.516	11	12	TILLEY	2:05.850	2:05.850	0.000
12	63	HALLAU	39.204	28	HOOLE	1:05.294	12	TILLEY	26.356	12	28	HOOLE	2:15.226	2:16.115	0.889
13	28	HOOLE	40.743	63	HALLAU	1:06.797	63	HALLAU	28.058	13	22	HAGAN	2:18.762		
14	22	HAGAN	42.635	22	HAGAN	1:07.964	22	HAGAN	28.163	14	34	FLETCHER		1:57.767	
15							28	HOOLE	29.189	15	24	LYONS		1:55.271	
16										16	77	HARTLEY		1:52.743	
17										17	75	FISKEN		2:00.385	
18										18	9	LYONS		3:02.764	
19										19	44	STRETTON		1:54.045	
20															

Weather / Track : Cloudy / Dry

Silverstone GP
Circuit Length = 3.6604 miles
Start: 14:15 Flag 14:39 End: 14:41

Results can be found at www.tsl-timing.com

Printed - 14:42 Friday, 26 July 2019

Silverstone Classic

Sir Jackie Stewart Trophy for FIA Masters Historic Formula One

QUALIFYING - RACE 6 - BEST SPEEDS

	INTERMEDIATE 1			INTERMEDIATE 2			FINISH LINE		
POS	NO	NAME	MPH	NO	NAME	MPH	NO	NAME	MPH
1	**2**	KUBOTA	**157.5**	**2**	KUBOTA	**160.5**	**37**	D'ANSEMBOURG	**124.0**
2	**7**	CANTILLON	**156.7**	**47**	D'ANSEMBOURG	**159.7**	**2**	KUBOTA	**123.8**
3	**37**	D'ANSEMBOURG	**156.7**	**7**	CANTILLON	**159.4**	**7**	CANTILLON	**123.1**
4	**99**	CONSTABLE	**154.6**	**37**	D'ANSEMBOURG	**159.4**	**47**	D'ANSEMBOURG	**121.7**
5	**47**	D'ANSEMBOURG	**154.6**	**99**	CONSTABLE	**157.9**	**26**	FERRER-AZA	**120.2**
6	**26**	FERRER-AZA	**152.8**	**21**	MARTIN	**157.9**	**99**	CONSTABLE	**119.8**
7	**21**	MARTIN	**152.8**	**77**	HARTLEY	**157.5**	**61**	WRIGHT	**118.3**
8	**32**	HALL	**150.1**	**26**	FERRER-AZA	**156.0**	**16**	HAZELL	**117.1**
9	**61**	WRIGHT	**149.4**	**61**	WRIGHT	**154.9**	**12**	TILLEY	**114.7**
10	**16**	HAZELL	**148.1**	**32**	HALL	**154.9**	**32**	HALL	**113.9**
11	**28**	HOOLE	**145.2**	**28**	HOOLE	**154.2**	**21**	MARTIN	**113.3**
12	**63**	HALLAU	**144.0**	**16**	HAZELL	**151.4**	**63**	HALLAU	**109.6**
13	**12**	TILLEY	**136.6**	**12**	TILLEY	**147.8**	**28**	HOOLE	**103.2**
14	**22**	HAGAN	**133.9**	**63**	HALLAU	**145.5**	**22**	HAGAN	**98.2**
15				**22**	HAGAN	**141.8**			
16									
17									
18									
19									
20									

Weather / Track : Cloudy / Dry

Silverstone GP
Circuit Length = 3.6604 miles
Start: 14:15 Flag 14:39 End: 14:41

Results can be found at www.tsl-timing.com

Printed - 14:43 Friday, 26 July 2019

Silverstone Classic

Sir Jackie Stewart Trophy for FIA Masters Historic Formula One

QUALIFYING - RACE 6 - STATISTICS

Competitors Started	20
Planned Start	2019-07-26 @ 14:15:00.000
Actual Start	2019-07-26 @ 14:15:09.705
Finish Time	2019-07-26 @ 14:39:58.308
Track Length	3.6604mi.
Total Laps	121
Total Distance Covered	442.9202mi.

Session Fastest Lap History

NO	CL	NAME	LAP TIME	TIME OF DAY	LAP	VEHICLE
44	Lau	**Martin STRETTON**	**1:56.344**	14:19:22.726	1	Tyrrell 012
44	Lau	**Martin STRETTON**	**1:55.178**	14:28:48.291	3	Tyrrell 012
77	Hea	**Steve HARTLEY**	**1:54.239**	14:29:20.559	2	McLaren MP4/1
2	Hea	**Katsuaki KUBOTA**	**1:53.409**	14:30:44.213	4	Lotus 91/7
2	Hea	**Katsuaki KUBOTA**	**1:53.239**	14:32:37.452	5	Lotus 91/7
77	Hea	**Steve HARTLEY**	**1:52.743**	14:35:07.934	5	McLaren MP4/1

Flag History

TYPE	TIME OF DAY
GREEN	14:15:09.705
RED	14:20:01.391
GREEN	14:24:42.017
FINISH	14:39:58.308

Flag Statistics

TYPE	COUNT	TOTAL LAPS	TOTAL TIME
Green	2	9	21:51.218
Red	1	0	4:40.626
Safety Car	0	0	0.000
FCY	0	0	0.000

Silverstone GP

Weather / Track : Cloudy / Dry

Circuit Length = 3.6604 miles

These results are provisional until the conclusion of any judicial and technical matters.

Start: 14:15 Flag 14:39 End: 14:41

Race Director : Richard Cuene-Grandidier	Stewards :	Timekeeper : Nicholas Palmer

Silverstone Classic

Sir Jackie Stewart Trophy for FIA Masters Historic Formula One

QUALIFYING - RACE 6 - STATISTICS

CLASS : Fit

8 Starters

Fastest Lap History

NO	NAME	LAP TIME	TIME OF DAY	LAP	VEHICLE
34	**Henry FLETCHER**	**1:59.088**	14:19:30.921	1	March 761
24	**Michael LYONS**	**1:56.764**	14:19:46.785	1	McLaren M26
24	**Michael LYONS**	**1:55.271**	14:29:15.945	3	McLaren M26

Silverstone GP

Weather / Track : Cloudy / Dry

Circuit Length = 3.6604 miles

These results are provisional until the conclusion of any judicial and technical matters.

Start: 14:15 Flag 14:39 End: 14:41

Race Director : Richard Cuene-Grandidier	Stewards :	Timekeeper : Nicholas Palmer

Silverstone Classic

Sir Jackie Stewart Trophy for FIA Masters Historic Formula One

QUALIFYING - RACE 6 - STATISTICS

CLASS : Lau

3 Starters

Fastest Lap History

NO	NAME	LAP TIME	TIME OF DAY	LAP	VEHICLE
44	**Martin STRETTON**	**1:56.344**	14:19:22.726	1	Tyrrell 012
44	**Martin STRETTON**	**1:55.178**	14:28:48.291	3	Tyrrell 012
44	**Martin STRETTON**	**1:54.718**	14:30:43.009	4	Tyrrell 012
44	**Martin STRETTON**	**1:54.045**	14:38:11.119	7	Tyrrell 012

Silverstone GP

Weather / Track : Cloudy / Dry

Circuit Length = 3.6604 miles

These results are provisional until the conclusion of any judicial and technical matters.

Start: 14:15 Flag 14:39 End: 14:41

Race Director : Richard Cuene-Grandidier	Stewards :	Timekeeper : Nicholas Palmer

Silverstone Classic

Sir Jackie Stewart Trophy for FIA Masters Historic Formula One

QUALIFYING - RACE 6 - STATISTICS

CLASS : Hea

7 Starters

Fastest Lap History

NO	NAME	LAP TIME	TIME OF DAY	LAP	VEHICLE
7	**Mike CANTILLON**	**1:56.580**	14:19:24.414	1	Williams FW07C
2	**Katsuaki KUBOTA**	**1:55.399**	14:28:50.803	3	Lotus 91/7
77	**Steve HARTLEY**	**1:54.239**	14:29:20.559	2	McLaren MP4/1
2	**Katsuaki KUBOTA**	**1:53.409**	14:30:44.213	4	Lotus 91/7
2	**Katsuaki KUBOTA**	**1:53.239**	14:32:37.452	5	Lotus 91/7
77	**Steve HARTLEY**	**1:52.743**	14:35:07.934	5	McLaren MP4/1

Silverstone GP

Weather / Track : Cloudy / Dry

Circuit Length = 3.6604 miles

These results are provisional until the conclusion of any judicial and technical matters.

Start: 14:15 Flag 14:39 End: 14:41

Race Director : Richard Cuene-Grandidier	Stewards :	Timekeeper : Nicholas Palmer

Silverstone Classic

Sir Jackie Stewart Trophy for FIA Masters Historic Formula One

QUALIFYING - RACE 6 - STATISTICS

CLASS : Ste

1 Starters

Fastest Lap History

NO	NAME	LAP TIME	TIME OF DAY	LAP	VEHICLE
9	**Judy LYONS**	**9:12.373**	14:28:26.583	1	Surtees TS9
9	**Judy LYONS**	**6:12.592**	14:37:54.456	3	Surtees TS9
9	**Judy LYONS**	**3:02.764**	14:40:57.220	4	Surtees TS9

Silverstone GP

Weather / Track : Cloudy / Dry

Circuit Length = 3.6604 miles

These results are provisional until the conclusion of any judicial and technical matters.

Start: 14:15 Flag 14:39 End: 14:41

Race Director : Richard Cuene-Grandidier	Stewards :	Timekeeper : Nicholas Palmer

Silverstone Classic

Sir Jackie Stewart Trophy for FIA Masters Historic Formula One

QUALIFYING - RACE 6 - STATISTICS

CLASS : Inv

1 Starters

Fastest Lap History

NO	NAME	LAP TIME	TIME OF DAY	LAP	VEHICLE
28	**Sidney HOOLE**	**2:18.599**	14:30:13.010	2	Ensign N173
28	**Sidney HOOLE**	**2:17.383**	14:32:30.393	3	Ensign N173
28	**Sidney HOOLE**	**2:16.115**	14:34:46.508	4	Ensign N173

Silverstone GP

Weather / Track : Cloudy / Dry

Circuit Length = 3.6604 miles

These results are provisional until the conclusion of any judicial and technical matters.

Start: 14:15 Flag 14:39 End: 14:41

Race Director : Richard Cuene-Grandidier	Stewards :	Timekeeper : Nicholas Palmer

Silverstone Classic

Sir Jackie Stewart Trophy for FIA Masters Historic Formula One

RACE 6 - GRID (20 minutes)

Sheet No:	Issue Time:

ROW 10	19	22	James HAGAN	20	63	Georg HALLAU
ROW 9	17	28	Sidney HOOLE 2:16.115	18	9	Judy LYONS 3:02.764
ROW 8	15	32	Philip HALL 2:01.725	16	12	Kyle TILLEY 2:05.850
ROW 7	13	21	Mark MARTIN 2:01.049	14	61	Jason WRIGHT 2:01.057
ROW 6	11	75	Gregor FISKEN 2:00.385	12	34	Henry FLETCHER 1:57.767
ROW 5	9	47	Antoine D'ANSEMBOURG 1:56.735	10	16	Mark HAZELL 1:59.054
ROW 4	7	2	Katsuaki KUBOTA 1:55.399	8	37	Christophe D'ANSEMBOURG 1:55.465
ROW 3	5	26	Matteo FERRER-AZA 1:55.037	6	24	Michael LYONS 1:55.271
ROW 2	3	77	Steve HARTLEY 1:54.126	4	99	Jamie CONSTABLE 1:54.890
ROW 1	1	7	Mike CANTILLON 1:53.691 **Pole**	2	44	Martin STRETTON 1:54.045

***Car 34 - 2 place grid penalty applied, Stewards Decision 8 (Magny-Cours) refers.**

Silverstone GP
Circuit Length = 3.6604 miles

These results are provisional until the conclusion of any judicial and technical matters.

Chief Steward : John Naylor	Steward : Marc Van Geel	Steward : Rod Parkin

Results can be found at www.tsl-timing.com

Printed - 12:00 Saturday, 27 July 2019

Silverstone Classic

Sir Jackie Stewart Trophy for FIA Masters Historic Formula One

RACE 6 - CLASSIFICATION - PROVISIONAL

Sheet No:	Issue Time:

POS	NO	CL	PIC	NAME	ENTRY	LAPS	TIME	GAP	DIFF	MPH	BEST	ON
1	**26**	Hea	1	Matteo FERRER-AZA	Ligier JS11/15	**9**	21:24.274			92.34	**2:09.620**	8
2	**44**	Lau	1	Martin STRETTON	Tyrrell 012	**9**	21:30.035	**5.761**	5.761	91.93	**2:11.087**	4
3	**7**	Hea	2	Mike CANTILLON	Williams FW07C	**9**	21:30.646	**6.372**	0.611	91.89	**2:10.695**	8
4	**99**	Hea	3	Jamie CONSTABLE	Tyrrell 011	**9**	21:42.855	**18.581**	12.209	91.03	**2:11.950**	9
5	**24**	Fit	1	Michael LYONS	McLaren M26	**9**	21:52.595	**28.321**	9.740	90.35	**2:13.392**	9
6	**2**	Hea	4	Katsuaki KUBOTA	Lotus 91/7	**9**	21:53.270	**28.996**	0.675	90.30	**2:11.701**	7
7	**77**	Hea	5	Steve HARTLEY	McLaren MP4/1	**9**	22:01.793	**37.519**	8.523	89.72	**2:13.906**	5
8	**12**	Fit	2	Kyle TILLEY	Ensign MN177	**9**	22:08.008	**43.734**	6.215	89.30	**2:13.427**	9
9	**34**	Fit	3	Henry FLETCHER	March 761	**9**	22:10.175	**45.901**	2.167	89.16	**2:13.864**	8
10	**32**	Fit	4	Philip HALL	Theodore TR1	**9**	22:17.441	**53.167**	7.266	88.67	**2:13.977**	9
11	**75**	Fit	5	Gregor FISKEN	Shadow DN5	**9**	22:19.605	**55.331**	2.164	88.53	**2:14.059**	9
12	**16**	Lau	2	Mark HAZELL	Williams FW08C	**9**	22:26.902	**1:02.628**	7.297	88.05	**2:17.161**	8
13	**37**	Hea	6	Christophe D'ANSEMBOURG	Williams FW07C	**9**	22:29.567	**1:05.293**	2.665	87.88	**2:13.976**	7
14	**61**	Fit	6	Jason WRIGHT	Shadow DN8	**9**	22:49.233	**1:24.959**	19.666	86.61	**2:17.664**	8
15	**47**	Hea	7	Antoine D'ANSEMBOURG	Brabham BT49	**9**	22:49.660	**1:25.386**	0.427	86.59	**2:16.415**	5
16	**21**	Fit	7	Mark MARTIN	Hesketh 308C	**9**	22:56.504	**1:32.230**	6.844	86.16	**2:18.805**	8
17	**63**	Lau	3	Georg HALLAU	Theodore N183	**9**	23:23.280	**1:59.006**	26.776	84.51	**2:22.290**	9
18	**22**	Fit	8	James HAGAN	Hesketh 308	**9**	23:51.459	**2:27.185**	28.179	82.85	**2:26.089**	5
					NOT CLASSIFIED							
NC	**28**	Inv		Sidney HOOLE	Ensign N173	**3**	9:12.823	**6 Laps**	6 Laps	71.51	**2:55.081**	2
NC	**9 ***	Ste		Judy LYONS	Surtees TS9	**1**	5:04.590	**8 Laps**	2 Laps	43.26		

FASTEST LAP

26	Hea	Matteo FERRER-AZA	Ligier JS11/15	**8**	2:09.620	101.66 mph	163.61 kph
44	Lau	Martin STRETTON	Tyrrell 012	**4**	2:11.087	100.52 mph	161.78 kph
24	Fit	Michael LYONS	McLaren M26	**9**	2:13.392	98.78 mph	158.98 kph
28	Inv	Sidney HOOLE	Ensign N173	**2**	2:55.081	75.26 mph	121.13 kph

***Car 9 - no working transponder.**

Silverstone GP
Circuit Length = 3.6604 miles
Start: 14:13 Flag 14:34 End: 14:37

Weather / Track : Rain / Wet

These results are provisional until the conclusion of any judicial and technical matters.

FIA Race Director : Richard Cuene-Grandidier	Chief Timekeeper : Nicholas Palmer	

Results can be found at www.tsl-timing.com

Printed - 14:38 Saturday, 27 July 2019

Silverstone Classic

Sir Jackie Stewart Trophy for FIA Masters Historic Formula One

RACE 6 - CLASSIFICATION BY CLASS - PROVISIONAL

Sheet No:	Issue Time:

CLASS : HF1 - Fit

POS	NO	NAME	ENTRY	LAPS	TIME	GAP	DIFF	MPH	BEST	ON
1	24	**Michael LYONS**	McLaren M26	9	21:52.595			90.35	**2:13.392**	9
2	12	**Kyle TILLEY**	Ensign MN177	9	22:08.008	**15.413**	15.413	89.30	**2:13.427**	9
3	34	**Henry FLETCHER**	March 761	9	22:10.175	**17.580**	2.167	89.16	**2:13.864**	8
4	32	**Philip HALL**	Theodore TR1	9	22:17.441	**24.846**	7.266	88.67	**2:13.977**	9
5	75	**Gregor FISKEN**	Shadow DN5	9	22:19.605	**27.010**	2.164	88.53	**2:14.059**	9
6	61	**Jason WRIGHT**	Shadow DN8	9	22:49.233	**56.638**	29.628	86.61	**2:17.664**	8
7	21	**Mark MARTIN**	Hesketh 308C	9	22:56.504	**1:03.909**	7.271	86.16	**2:18.805**	8
8	22	**James HAGAN**	Hesketh 308	9	23:51.459	**1:58.864**	54.955	82.85	**2:26.089**	5

CLASS : HF1 - Lau

POS	NO	NAME	ENTRY	LAPS	TIME	GAP	DIFF	MPH	BEST	ON
1	44	**Martin STRETTON**	Tyrrell 012	9	21:30.035			91.93	**2:11.087**	4
2	16	**Mark HAZELL**	Williams FW08C	9	22:26.902	**56.867**	56.867	88.05	**2:17.161**	8
3	63	**Georg HALLAU**	Theodore N183	9	23:23.280	**1:53.245**	56.378	84.51	**2:22.290**	9

CLASS : HF1 - Hea

POS	NO	NAME	ENTRY	LAPS	TIME	GAP	DIFF	MPH	BEST	ON
1	26	**Matteo FERRER-AZA**	Ligier JS11/15	9	21:24.274			92.34	**2:09.620**	8
2	7	**Mike CANTILLON**	Williams FW07C	9	21:30.646	**6.372**	6.372	91.89	**2:10.695**	8
3	99	**Jamie CONSTABLE**	Tyrrell 011	9	21:42.855	**18.581**	12.209	91.03	**2:11.950**	9
4	2	**Katsuaki KUBOTA**	Lotus 91/7	9	21:53.270	**28.996**	10.415	90.30	**2:11.701**	7
5	77	**Steve HARTLEY**	McLaren MP4/1	9	22:01.793	**37.519**	8.523	89.72	**2:13.906**	5
6	37	**Christophe D'ANSEMBOURG**	Williams FW07C	9	22:29.567	**1:05.293**	27.774	87.88	**2:13.976**	7
7	47	**Antoine D'ANSEMBOURG**	Brabham BT49	9	22:49.660	**1:25.386**	20.093	86.59	**2:16.415**	5

CLASS : HF1 - Ste

POS	NO	NAME	ENTRY	LAPS	TIME	GAP	DIFF	MPH	BEST	ON
NC	9 *	**Judy LYONS**	Surtees TS9	1	5:04.590			43.26		

CLASS : HF1 - Inv

POS	NO	NAME	ENTRY	LAPS	TIME	GAP	DIFF	MPH	BEST	ON
NC	28	**Sidney HOOLE**	Ensign N173	3	9:12.823			71.51	**2:55.081**	2

FASTEST LAP

26	Hea	Matteo FERRER-AZA	Ligier JS11/15 - Blue/White	8	2:09.620	101.66 mph	163.61 kph
44	Lau	Martin STRETTON	Tyrrell 012 - Green	4	2:11.087	100.52 mph	161.78 kph
24	Fit	Michael LYONS	McLaren M26 - Red / White	9	2:13.392	98.78 mph	158.98 kph
28	Inv	Sidney HOOLE	Ensign N173 - Green	2	2:55.081	75.26 mph	121.13 kph

***Car 9 - no working transponder.**

Silverstone GP
Circuit Length = 3.6604 miles
Start: 14:13 Flag 14:34 End: 14:37

Weather / Track : Rain / Wet

These results are provisional until the conclusion of any judicial and technical matters.

FIA Race Director : Richard Cuene-Grandidier	Chief Timekeeper : Nicholas Palmer	

Results can be found at www.tsl-timing.com

Printed - 14:46 Saturday, 27 July 2019

Silverstone Classic

Sir Jackie Stewart Trophy for FIA Masters Historic Formula One

RACE 6 - CLASSIFICATION - FINAL

Sheet No:	Issue Time:

POS	NO	CL	PIC	NAME	ENTRY	LAPS	TIME	GAP	DIFF	MPH	BEST	ON
1	**26**	Hea	1	Matteo FERRER-AZA	Ligier JS11/15	**9**	21:24.274			92.34	**2:09.620**	8
2	**44**	Lau	1	Martin STRETTON	Tyrrell 012	**9**	21:30.035	**5.761**	5.761	91.93	**2:11.087**	4
3	**7**	Hea	2	Mike CANTILLON	Williams FW07C	**9**	21:30.646	**6.372**	0.611	91.89	**2:10.695**	8
4	**99**	Hea	3	Jamie CONSTABLE	Tyrrell 011	**9**	21:42.855	**18.581**	12.209	91.03	**2:11.950**	9
5	**24**	Fit	1	Michael LYONS	McLaren M26	**9**	21:52.595	**28.321**	9.740	90.35	**2:13.392**	9
6	**2**	Hea	4	Katsuaki KUBOTA	Lotus 91/7	**9**	21:53.270	**28.996**	0.675	90.30	**2:11.701**	7
7	**77**	Hea	5	Steve HARTLEY	McLaren MP4/1	**9**	22:01.793	**37.519**	8.523	89.72	**2:13.906**	5
8	**12**	Fit	2	Kyle TILLEY	Ensign MN177	**9**	22:08.008	**43.734**	6.215	89.30	**2:13.427**	9
9	**34**	Fit	3	Henry FLETCHER	March 761	**9**	22:10.175	**45.901**	2.167	89.16	**2:13.864**	8
10	**32**	Fit	4	Philip HALL	Theodore TR1	**9**	22:17.441	**53.167**	7.266	88.67	**2:13.977**	9
11	**75**	Fit	5	Gregor FISKEN	Shadow DN5	**9**	22:19.605	**55.331**	2.164	88.53	**2:14.059**	9
12	**16**	Lau	2	Mark HAZELL	Williams FW08C	**9**	22:26.902	**1:02.628**	7.297	88.05	**2:17.161**	8
13	**37**	Hea	6	Christophe D'ANSEMBOURG	Williams FW07C	**9**	22:29.567	**1:05.293**	2.665	87.88	**2:13.976**	7
14	**61**	Fit	6	Jason WRIGHT	Shadow DN8	**9**	22:49.233	**1:24.959**	19.666	86.61	**2:17.664**	8
15	**47**	Hea	7	Antoine D'ANSEMBOURG	Brabham BT49	**9**	22:49.660	**1:25.386**	0.427	86.59	**2:16.415**	5
16	**21**	Fit	7	Mark MARTIN	Hesketh 308C	**9**	22:56.504	**1:32.230**	6.844	86.16	**2:18.805**	8
17	**63**	Lau	3	Georg HALLAU	Theodore N183	**9**	23:23.280	**1:59.006**	26.776	84.51	**2:22.290**	9
18	**22**	Fit	8	James HAGAN	Hesketh 308	**9**	23:51.459	**2:27.185**	28.179	82.85	**2:26.089**	5
					NOT CLASSIFIED							
NC	**28**	Inv		Sidney HOOLE	Ensign N173	**3**	9:12.823	**6 Laps**	6 Laps	71.51	**2:55.081**	2
NC	**9 ***	Ste		Judy LYONS	Surtees TS9	**1**	5:04.590	**8 Laps**	2 Laps	43.26		

FASTEST LAP

26	Hea	Matteo FERRER-AZA	Ligier JS11/15	**8**	2:09.620	101.66 mph	163.61 kph
44	Lau	Martin STRETTON	Tyrrell 012	**4**	2:11.087	100.52 mph	161.78 kph
24	Fit	Michael LYONS	McLaren M26	**9**	2:13.392	98.78 mph	158.98 kph
28	Inv	Sidney HOOLE	Ensign N173	**2**	2:55.081	75.26 mph	121.13 kph

***Car 9 - no working transponder.**

Weather / Track : Rain / Wet

Silverstone GP
Circuit Length = 3.6604 miles
Start: 14:13 Flag 14:34 End: 14:37

Chief Steward : John Naylor	Steward : Marc Van Geel	Steward : Rod Parkin

Silverstone Classic

Sir Jackie Stewart Trophy for FIA Masters Historic Formula One

RACE 6 - CLASSIFICATION BY CLASS - FINAL

Sheet No:	Issue Time:

CLASS : HF1 - Fit

POS	NO	NAME	ENTRY	LAPS	TIME	GAP	DIFF	MPH	BEST	ON
1	24	**Michael LYONS**	McLaren M26	9	21:52.595			90.35	**2:13.392**	9
2	12	**Kyle TILLEY**	Ensign MN177	9	22:08.008	**15.413**	15.413	89.30	**2:13.427**	9
3	34	**Henry FLETCHER**	March 761	9	22:10.175	**17.580**	2.167	89.16	**2:13.864**	8
4	32	**Philip HALL**	Theodore TR1	9	22:17.441	**24.846**	7.266	88.67	**2:13.977**	9
5	75	**Gregor FISKEN**	Shadow DN5	9	22:19.605	**27.010**	2.164	88.53	**2:14.059**	9
6	61	**Jason WRIGHT**	Shadow DN8	9	22:49.233	**56.638**	29.628	86.61	**2:17.664**	8
7	21	**Mark MARTIN**	Hesketh 308C	9	22:56.504	**1:03.909**	7.271	86.16	**2:18.805**	8
8	22	**James HAGAN**	Hesketh 308	9	23:51.459	**1:58.864**	54.955	82.85	**2:26.089**	5

CLASS : HF1 - Lau

POS	NO	NAME	ENTRY	LAPS	TIME	GAP	DIFF	MPH	BEST	ON
1	44	**Martin STRETTON**	Tyrrell 012	9	21:30.035			91.93	**2:11.087**	4
2	16	**Mark HAZELL**	Williams FW08C	9	22:26.902	**56.867**	56.867	88.05	**2:17.161**	8
3	63	**Georg HALLAU**	Theodore N183	9	23:23.280	**1:53.245**	56.378	84.51	**2:22.290**	9

CLASS : HF1 - Hea

POS	NO	NAME	ENTRY	LAPS	TIME	GAP	DIFF	MPH	BEST	ON
1	26	**Matteo FERRER-AZA**	Ligier JS11/15	9	21:24.274			92.34	**2:09.620**	8
2	7	**Mike CANTILLON**	Williams FW07C	9	21:30.646	**6.372**	6.372	91.89	**2:10.695**	8
3	99	**Jamie CONSTABLE**	Tyrrell 011	9	21:42.855	**18.581**	12.209	91.03	**2:11.950**	9
4	2	**Katsuaki KUBOTA**	Lotus 91/7	9	21:53.270	**28.996**	10.415	90.30	**2:11.701**	7
5	77	**Steve HARTLEY**	McLaren MP4/1	9	22:01.793	**37.519**	8.523	89.72	**2:13.906**	5
6	37	**Christophe D'ANSEMBOURG**	Williams FW07C	9	22:29.567	**1:05.293**	27.774	87.88	**2:13.976**	7
7	47	**Antoine D'ANSEMBOURG**	Brabham BT49	9	22:49.660	**1:25.386**	20.093	86.59	**2:16.415**	5

CLASS : HF1 - Ste

POS	NO	NAME	ENTRY	LAPS	TIME	GAP	DIFF	MPH	BEST	ON
NC	9 *	**Judy LYONS**	Surtees TS9	1	5:04.590			43.26		

CLASS : HF1 - Inv

POS	NO	NAME	ENTRY	LAPS	TIME	GAP	DIFF	MPH	BEST	ON
NC	28	**Sidney HOOLE**	Ensign N173	3	9:12.823			71.51	**2:55.081**	2

FASTEST LAP

26	Hea	Matteo FERRER-AZA	Ligier JS11/15 - Blue/White	8	2:09.620	101.66 mph	163.61 kph
44	Lau	Martin STRETTON	Tyrrell 012 - Green	4	2:11.087	100.52 mph	161.78 kph
24	Fit	Michael LYONS	McLaren M26 - Red / White	9	2:13.392	98.78 mph	158.98 kph
28	Inv	Sidney HOOLE	Ensign N173 - Green	2	2:55.081	75.26 mph	121.13 kph

***Car 9 - no working transponder.**

Weather / Track : Rain / Wet

Silverstone GP
Circuit Length = 3.6604 miles
Start: 14:13 Flag 14:34 End: 14:37

Chief Steward : John Naylor	Steward : Marc Van Geel	Steward : Rod Parkin

Silverstone Classic

Sir Jackie Stewart Trophy for FIA Masters Historic Formula One

RACE 6 - LAP CHART

LAP 1		@ 14:16:24.399	LAP 2		@ 14:19:15.837	LAP 3		@ 14:21:31.036	LAP 4		@ 14:23:42.123	LAP 5		@ 14:25:54.438
NO	BEHIND	LAP TIME	NO	BEHIND	LAP TIME	NO	BEHIND	LAP TIME	NO	BEHIND	LAP TIME	NO	BEHIND	LAP TIME
7		3:11.533	**7**		2:51.438	**44**		2:14.742	**44**		2:11.087	**44**		2:12.315
44	0.652	3:12.185	**44**	0.457	2:51.243	**7**	0.717	2:15.916	**26**	2.957	2:10.911	**26**	1.829	2:11.187
77	1.971	3:13.504	**77**	3.318	2:52.785	**26**	3.133	2:14.273	**7**	4.160	2:14.530	**7**	4.506	2:12.661
99	2.926	3:14.459	**99**	3.875	2:52.387	**77**	4.124	2:16.005	**77**	7.965	2:14.928	**77**	9.556	2:13.906
26	3.522	3:15.055	**26**	4.059	2:51.975	**99**	7.985	2:19.309	**99**	11.258	2:14.360	**99**	12.009	2:13.066
24	4.519	3:16.052	**24**	5.014	2:51.933	**24**	9.479	2:19.664	**24**	13.215	2:14.823	**24**	16.063	2:15.163
37	5.799	3:17.332	**37**	6.115	2:51.754	**2**	12.316	2:19.735	**2**	18.361	2:17.132	**2**	19.752	2:13.706
2	7.329	3:18.862	**2**	7.780	2:51.889	**16**	15.524	2:22.001	**16**	25.299	2:20.862	**12**	30.211	2:16.198
16	8.107	3:19.640	**16**	8.722	2:52.053	**47**	17.146	2:21.950	**12**	26.328	2:17.309	**34**	31.104	2:16.519
47	8.838	3:20.371	**47**	10.395	2:52.995	**34**	18.562	2:22.398	**34**	26.900	2:19.425	**75**	33.441	2:17.734
34	9.500	3:21.033	**34**	11.363	2:53.301	**75**	19.575	2:22.333	**75**	28.022	2:19.534	**16**	34.363	2:21.379
75	10.177	3:21.710	**75**	12.441	2:53.702	**12**	20.106	2:21.178	**32**	32.768	2:18.645	**32**	36.853	2:16.400
61	11.236	3:22.769	**61**	13.705	2:53.907	**61**	24.779	2:26.273	**21**	40.458	2:22.588	**21**	48.380	2:20.237
12	11.699	3:23.232	**12**	14.127	2:53.866	**32**	25.210	2:23.121	**61**	40.763	2:27.071	**37**	50.151	2:16.209
21	12.706	3:24.239	**21**	16.239	2:54.971	**21**	28.957	2:27.917	**37**	46.257	2:20.230	**61**	50.866	2:22.418
32	13.544	3:25.077	**32**	17.288	2:55.182	**63**	35.311	2:32.007	**47**	50.555	2:44.496	**47**	54.655	2:16.415
63	14.891	3:26.424	**63**	18.503	2:55.050	**22**	35.605	2:29.270	**63**	53.192	2:28.968	**63**	1:06.652	2:25.775
28	17.513	3:29.046	**28**	21.156	2:55.081	**37**	37.114	2:46.198	**22**	56.183	2:31.665	**22**	1:09.957	2:26.089
22	18.161	3:29.694	**22**	21.534	2:54.811	**28**	54.653	2:48.696 **P**						
9	1:53.056	5:04.590 **P**												
999	2:48.003	2:48.858 **P**												

Silverstone GP
Circuit Length = 3.6604 miles
Start: 14:13 Flag 14:34 End: 14:37

Weather / Track : Rain / Wet

Silverstone Classic

Sir Jackie Stewart Trophy for FIA Masters Historic Formula One

RACE 6 - LAP CHART

LAP 6		@ 14:28:06.673	LAP 7		@ 14:30:17.515	LAP 8		@ 14:32:27.135	LAP 9		@ 14:34:37.140
NO	BEHIND	LAP TIME	NO	BEHIND	LAP TIME	NO	BEHIND	LAP TIME	NO	BEHIND	LAP TIME
44		2:12.235	**26**		2:10.576	**26**		2:09.620	**26**		2:10.005
26	0.266	2:10.672	**44**	1.413	2:12.255	**44**	3.936	2:12.143	**44**	5.761	2:11.830
7	3.256	2:10.985	**7**	3.881	2:11.467	**7**	4.956	2:10.695	**7**	6.372	2:11.421
99	11.826	2:12.052	**99**	13.627	2:12.643	**99**	16.636	2:12.629	**99**	18.581	2:11.950
24	17.996	2:14.168	**24**	20.979	2:13.825	**24**	24.934	2:13.575	**24**	28.321	2:13.392
77	20.855	2:23.534	**2**	22.320	2:11.701	**2**	26.794	2:14.094	**2**	28.996	2:12.207
2	21.461	2:13.944	**77**	28.353	2:18.340	**77**	33.135	2:14.402	**77**	37.519	2:14.389
12	32.963	2:14.987	**12**	36.124	2:14.003	**12**	40.312	2:13.808	**12**	43.734	2:13.427
34	34.040	2:15.171	**34**	37.377	2:14.179	**34**	41.621	2:13.864	**34**	45.901	2:14.285
75	37.964	2:16.758	**75**	42.368	2:15.246	**32**	49.195	2:14.189	**32**	53.167	2:13.977
16	40.009	2:17.881	**32**	44.626	2:15.129	**75**	51.277	2:18.529	**75**	55.331	2:14.059
32	40.339	2:15.721	**16**	46.540	2:17.373	**16**	54.081	2:17.161	**16**	1:02.628	2:18.552
37	52.466	2:14.550	**37**	55.600	2:13.976	**37**	1:00.590	2:14.610	**37**	1:05.293	2:14.708
21	57.673	2:21.528	**61**	1:08.277	2:20.413	**61**	1:16.321	2:17.664	**61**	1:24.959	2:18.643
61	58.706	2:20.075	**21**	1:08.666	2:21.835	**21**	1:17.851	2:18.805	**47**	1:25.386	2:16.970
47	1:00.019	2:17.599	**47**	1:09.239	2:20.062	**47**	1:18.421	2:18.802	**21**	1:32.230	2:24.384
63	1:19.714	2:25.297	**63**	1:32.583	2:23.711	**63**	1:46.721	2:23.758	**63**	1:59.006	2:22.290
22	1:26.780	2:29.058	**22**	1:46.370	2:30.432	**22**	2:05.466	2:28.716	**22**	2:27.185	2:31.724

Silverstone GP
Circuit Length = 3.6604 miles
Start: 14:13 Flag 14:34 End: 14:37

Weather / Track : Rain / Wet

Silverstone Classic

Sir Jackie Stewart Trophy for FIA Masters Historic Formula One

RACE 6 - SECTOR ANALYSIS

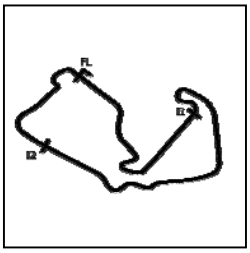

SECTOR 1 = FL to I1, SECTOR 2 = I1 to I2, SECTOR 3 = I2 to FL, DIFF = Difference To Personal Best Lap, P = Crossed Finish Line in Pit Lane, D = Time Disallowed

P1 26 Hea Matteo FERRER-AZA — Ligier JS11/15

IDEAL LAP TIME : 2:09.620 BEST LAP TIME : 2:09.620 DIFFERENCE : 0.000

LAP	SECTOR 1		SECTOR 2		SECTOR 3		LAP TIME	MPH	DIFF	TIME OF DAY
1 -		69.1	1:32.470	80.9	37.815	89.2	3:15.055	67.55	1:05.435	14:16:27.921
2 -	53.295	81.5	1:27.199	111.6	31.481	101.5	2:51.975	76.62	42.355	14:19:19.896
3 -	40.697	140.3	1:04.961	***152.1***	28.615	107.5	2:14.273	98.14	4.653	14:21:34.169
4 -	39.404	144.6	1:03.370	148.4	28.137	107.3	2:10.911	100.66	1.291	14:23:45.080
5 -	39.147	143.7	1:04.066	147.1	27.974	105.1	2:11.187	100.45	1.567	14:25:56.267
6 -	39.194	***146.5***	1:02.953	151.1	28.525	107.2	2:10.672	100.84	1.052	14:28:06.939
7 -	39.672	145.5	1:02.979	151.8	27.925	***109.8***	2:10.576 **(3)**	100.92	0.956	14:30:17.515
8 -	***39.057***	***146.5***	***1:02.722***	149.4	***27.841***	109.2	***2:09.620*** **(1)**	***101.66***		***14:32:27.135***
9 -	39.068	143.3	1:03.021	151.4	27.916	103.5	2:10.005 **(2)**	101.36	0.385	14:34:37.140

P2 44 Lau Martin STRETTON — Tyrrell 012

IDEAL LAP TIME : 2:10.930 BEST LAP TIME : 2:11.087 DIFFERENCE : 0.157

LAP	SECTOR 1		SECTOR 2		SECTOR 3		LAP TIME	MPH	DIFF	TIME OF DAY
1 -		81.0	1:32.871	76.2	36.866	83.5	3:12.185	68.56	1:01.098	14:16:25.051
2 -	54.213	73.9	1:27.143	101.3	29.887	105.0	2:51.243	76.95	40.156	14:19:16.294
3 -	41.287	140.9	1:04.722	149.7	28.733	106.0	2:14.742	97.80	3.655	14:21:31.036
4 -	***39.659***	144.9	1:03.437	150.8	27.991	103.4	***2:11.087*** **(1)**	***100.52***		***14:23:42.123***
5 -	40.145	145.2	1:04.241	151.4	27.929	104.5	2:12.315	99.59	1.228	14:25:54.438
6 -	39.949	144.6	1:03.942	150.4	28.344	104.5	2:12.235	99.65	1.148	14:28:06.673
7 -	39.694	144.9	1:04.633	***152.1***	***27.928***	105.8	2:12.255	99.63	1.168	14:30:18.928
8 -	40.583	144.9	1:03.613	151.4	27.947	***107.7***	2:12.143 **(3)**	99.72	1.056	14:32:31.071
9 -	39.740	***145.5***	***1:03.343***	151.8	28.747	103.5	2:11.830 **(2)**	99.96	0.743	14:34:42.901

P3 7 Hea Mike CANTILLON — Williams FW07C

IDEAL LAP TIME : 2:10.151 BEST LAP TIME : 2:10.695 DIFFERENCE : 0.544

LAP	SECTOR 1		SECTOR 2		SECTOR 3		LAP TIME	MPH	DIFF	TIME OF DAY
1 -		69.6	1:33.433	80.6	36.977	77.1	3:11.533	68.80	1:00.838	14:16:24.399
2 -	53.899	78.4	1:27.565	105.5	29.974	103.2	2:51.438	76.86	40.743	14:19:15.837
3 -	41.437	145.5	1:04.357	152.5	30.122	100.6	2:15.916	96.95	5.221	14:21:31.753
4 -	41.136	146.5	1:03.921	154.2	29.473	104.5	2:14.530	97.95	3.835	14:23:46.283
5 -	40.570	147.8	1:03.348	155.3	28.743	100.1	2:12.661	99.33	1.966	14:25:58.944
6 -	40.074	147.8	1:02.896	154.9	***28.015***	***109.2***	2:10.985 **(2)**	100.60	0.290	14:28:09.929
7 -	40.611	146.2	***1:02.596***	156.0	28.260	105.1	2:11.467	100.23	0.772	14:30:21.396
8 -	39.765	149.4	1:02.682	***157.1***	28.248	105.8	***2:10.695*** **(1)**	***100.82***		***14:32:32.091***
9 -	***39.540***	***149.7***	1:03.493	156.7	28.388	101.8	2:11.421 **(3)**	100.27	0.726	14:34:43.512

P4 99 Hea Jamie CONSTABLE — Tyrrell 011

IDEAL LAP TIME : 2:11.571 BEST LAP TIME : 2:11.950 DIFFERENCE : 0.379

LAP	SECTOR 1		SECTOR 2		SECTOR 3		LAP TIME	MPH	DIFF	TIME OF DAY
1 -		73.6	1:32.999	63.2	37.806	89.1	3:14.459	67.76	1:02.509	14:16:27.325
2 -	52.911	75.4	1:27.186	105.3	32.290	96.5	2:52.387	76.44	40.437	14:19:19.712
3 -	42.896	141.8	1:06.715	151.1	29.698	102.9	2:19.309	94.59	7.359	14:21:39.021
4 -	41.294	144.3	1:04.504	154.6	28.562	104.5	2:14.360	98.07	2.410	14:23:53.381
5 -	40.710	146.8	1:03.852	154.2	28.504	104.8	2:13.066	99.03	1.116	14:26:06.447
6 -	***40.257***	***147.1***	1:03.534	154.6	28.261	104.5	2:12.052 **(2)**	99.79	0.102	14:28:18.499
7 -	40.854	144.9	1:03.864	154.6	***27.925***	104.8	2:12.643	99.34	0.693	14:30:31.142
8 -	40.562	146.5	1:03.919	***154.9***	28.148	***105.5***	2:12.629 **(3)**	99.35	0.679	14:32:43.771
9 -	40.392	145.8	***1:03.389***	***154.9***	28.169	103.5	***2:11.950*** **(1)**	***99.86***		***14:34:55.721***

Weather / Track : Rain / Wet

Silverstone GP
Circuit Length = 3.6604 miles
Start: 14:13 Flag 14:34 End: 14:37

Silverstone Classic

Sir Jackie Stewart Trophy for FIA Masters Historic Formula One

RACE 6 - SECTOR ANALYSIS

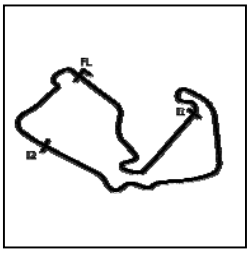

SECTOR 1 = FL to I1, SECTOR 2 = I1 to I2, SECTOR 3 = I2 to FL, DIFF = Difference To Personal Best Lap, P = Crossed Finish Line in Pit Lane, D = Time Disallowed

P5 24 Fit Michael LYONS — McLaren M26

IDEAL LAP TIME : 2:13.163 BEST LAP TIME : 2:13.392 DIFFERENCE : 0.229

LAP	SECTOR 1		SECTOR 2		SECTOR 3		LAP TIME	MPH	DIFF	TIME OF DAY
1 -		76.5	1:32.482	79.3	38.307	88.7	3:16.052	67.21	1:02.660	14:16:28.918
2 -	52.928	80.3	1:26.937	111.6	32.068	100.3	2:51.933	76.64	38.541	14:19:20.851
3 -	42.243	131.3	1:06.857	154.2	30.564	105.6	2:19.664	94.35	6.272	14:21:40.515
4 -	41.063	147.4	1:05.003	***154.9***	28.757	104.3	2:14.823	97.74	1.431	14:23:55.338
5 -	40.928	147.1	1:05.577	151.4	28.658	102.4	2:15.163	97.49	1.771	14:26:10.501
6 -	40.481	148.1	1:04.844	153.5	28.843	105.3	2:14.168	98.21	0.776	14:28:24.669
7 -	40.600	***148.4***	***1:04.427***	153.9	28.798	***106.8***	2:13.825 (3)	98.47	0.433	14:30:38.494
8 -	***40.212***	***148.4***	1:04.489	154.6	28.874	103.2	2:13.575 (2)	98.65	0.183	14:32:52.069
9 -	40.401	147.4	1:04.467	154.2	***28.524***	103.0	***2:13.392*** (1)	***98.78***		***14:35:05.461***

P6 2 Hea Katsuaki KUBOTA — Lotus 91/7

IDEAL LAP TIME : 2:11.019 BEST LAP TIME : 2:11.701 DIFFERENCE : 0.682

LAP	SECTOR 1		SECTOR 2		SECTOR 3		LAP TIME	MPH	DIFF	TIME OF DAY
1 -		65.7	1:31.804	66.3	38.906	88.7	3:18.862	66.26	1:07.161	14:16:31.728
2 -	52.078	75.7	1:26.852	108.9	32.959	99.2	2:51.889	76.66	40.188	14:19:23.617
3 -	42.679	133.6	1:06.507	152.5	30.549	104.2	2:19.735	94.30	8.034	14:21:43.352
4 -	42.159	145.2	1:05.734	154.9	29.239	105.8	2:17.132	96.09	5.431	14:24:00.484
5 -	40.340	149.1	1:04.729	152.5	28.637	101.6	2:13.706 (3)	98.55	2.005	14:26:14.190
6 -	40.420	147.1	1:04.312	155.3	29.212	106.1	2:13.944	98.38	2.243	14:28:28.134
7 -	40.428	147.4	***1:03.255***	157.1	***28.018***	105.0	***2:11.701*** (1)	***100.05***		***14:30:39.835***
8 -	***39.746***	***150.1***	1:04.086	***157.5***	30.262	82.7	2:14.094	98.27	2.393	14:32:53.929
9 -	40.452	149.4	1:03.546	154.6	28.209	***107.2***	2:12.207 (2)	99.67	0.506	14:35:06.136

P7 77 Hea Steve HARTLEY — McLaren MP4/1

IDEAL LAP TIME : 2:13.242 BEST LAP TIME : 2:13.906 DIFFERENCE : 0.664

LAP	SECTOR 1		SECTOR 2		SECTOR 3		LAP TIME	MPH	DIFF	TIME OF DAY
1 -		71.3	1:32.783	70.4	37.445	90.0	3:13.504	68.10	59.598	14:16:26.370
2 -	53.345	68.0	1:27.395	100.1	32.045	96.9	2:52.785	76.26	38.879	14:19:19.155
3 -	41.030	147.4	1:05.208	153.5	29.767	104.8	2:16.005	96.89	2.099	14:21:35.160
4 -	41.178	146.5	1:04.974	152.5	28.776	106.8	2:14.928	97.66	1.022	14:23:50.088
5 -	40.628	148.7	1:04.944	153.9	***28.334***	107.2	***2:13.906*** (1)	***98.41***		***14:26:03.994***
6 -	***40.348***	147.8	1:13.756	150.4	29.430	107.5	2:23.534	91.80	9.628	14:28:27.528
7 -	40.437	140.1	1:09.099	146.2	28.804	***109.2***	2:18.340	95.25	4.434	14:30:45.868
8 -	40.577	***149.1***	1:04.890	***154.6***	28.935	108.0	2:14.402 (3)	98.04	0.496	14:33:00.270
9 -	40.703	147.8	***1:04.560***	153.9	29.126	106.8	2:14.389 (2)	98.05	0.483	14:35:14.659

P8 12 Fit Kyle TILLEY — Ensign MN177

IDEAL LAP TIME : 2:13.410 BEST LAP TIME : 2:13.427 DIFFERENCE : 0.017

LAP	SECTOR 1		SECTOR 2		SECTOR 3		LAP TIME	MPH	DIFF	TIME OF DAY
1 -		72.0	1:31.941	62.3	39.503	83.2	3:23.232	64.84	1:09.805	14:16:36.098
2 -	51.700	78.0	1:26.996	97.3	35.170	98.1	2:53.866	75.79	40.439	14:19:29.964
3 -	44.819	128.3	1:05.992	134.7	30.367	98.9	2:21.178	93.34	7.751	14:21:51.142
4 -	41.547	138.3	1:06.592	147.1	29.170	101.3	2:17.309	95.97	3.882	14:24:08.451
5 -	41.840	140.1	1:05.442	152.8	28.916	103.0	2:16.198	96.75	2.771	14:26:24.649
6 -	41.023	144.0	1:04.852	153.2	29.112	102.4	2:14.987	97.62	1.560	14:28:39.636
7 -	40.754	144.6	1:04.501	152.8	28.748	103.2	2:14.003 (3)	98.33	0.576	14:30:53.639
8 -	40.777	144.9	***1:04.444***	153.5	28.587	102.2	2:13.808 (2)	98.48	0.381	14:33:07.447
9 -	***40.463***	***146.5***	1:04.461	***153.9***	***28.503***	***103.7***	***2:13.427*** (1)	***98.76***		***14:35:20.874***

Weather / Track : Rain / Wet

Silverstone GP
Circuit Length = 3.6604 miles
Start: 14:13 Flag 14:34 End: 14:37

Silverstone Classic

Sir Jackie Stewart Trophy for FIA Masters Historic Formula One

RACE 6 - SECTOR ANALYSIS

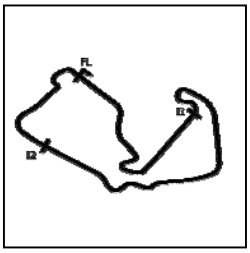

SECTOR 1 = FL to I1, SECTOR 2 = I1 to I2, SECTOR 3 = I2 to FL, DIFF = Difference To Personal Best Lap, P = Crossed Finish Line in Pit Lane, D = Time Disallowed

P9 34 Fit Henry FLETCHER — March 761

IDEAL LAP TIME : 2:13.153 BEST LAP TIME : 2:13.864 DIFFERENCE : 0.711

LAP	SECTOR 1		SECTOR 2		SECTOR 3		LAP TIME	MPH	DIFF	TIME OF DAY
1 -		68.6	1:31.916	73.6	39.247	83.3	3:21.033	65.55	1:07.169	14:16:33.899
2 -	51.618	76.4	1:27.103	92.0	34.580	96.0	2:53.301	76.03	39.437	14:19:27.200
3 -	43.670	127.3	1:08.005	154.9	30.723	105.0	2:22.398	92.54	8.534	14:21:49.598
4 -	40.988	135.8	1:08.703	145.2	29.734	103.0	2:19.425	94.51	5.561	14:24:09.023
5 -	41.830	145.5	1:05.899	156.7	***28.790***	87.7	2:16.519	96.52	2.655	14:26:25.542
6 -	40.961	149.1	1:05.174	157.1	29.036	102.6	2:15.171	97.48	1.307	14:28:40.713
7 -	40.428	149.1	1:04.538	***159.0***	29.213	102.7	2:14.179 **(2)**	98.21	0.315	14:30:54.892
8 -	40.328	147.8	***1:04.260***	154.9	29.276	***105.6***	***2:13.864*** **(1)**	***98.44***		***14:33:08.756***
9 -	***40.103***	***150.1***	1:04.833	157.9	29.349	103.8	2:14.285 **(3)**	98.13	0.421	14:35:23.041

P10 32 Fit Philip HALL — Theodore TR1

IDEAL LAP TIME : 2:13.878 BEST LAP TIME : 2:13.977 DIFFERENCE : 0.099

LAP	SECTOR 1		SECTOR 2		SECTOR 3		LAP TIME	MPH	DIFF	TIME OF DAY
1 -		72.1	1:29.779	59.9	39.894	83.9	3:25.077	64.25	1:11.100	14:16:37.943
2 -	52.581	92.1	1:26.210	91.6	36.391	89.3	2:55.182	75.22	41.205	14:19:33.125
3 -	44.517	121.7	1:08.446	141.2	30.158	100.4	2:23.121	92.07	9.144	14:21:56.246
4 -	41.922	131.8	1:07.000	142.1	29.723	106.1	2:18.645	95.04	4.668	14:24:14.891
5 -	41.040	144.9	1:05.799	153.5	29.561	105.3	2:16.400	96.61	2.423	14:26:31.291
6 -	40.932	144.9	1:05.107	***156.4***	29.682	100.9	2:15.721	97.09	1.744	14:28:47.012
7 -	40.954	146.8	1:04.944	155.7	29.231	105.3	2:15.129 **(3)**	97.52	1.152	14:31:02.141
8 -	40.926	145.5	1:04.489	155.7	***28.774***	***107.3***	2:14.189 **(2)**	98.20	0.212	14:33:16.330
9 -	***40.683***	***148.4***	***1:04.421***	154.9	28.873	106.3	***2:13.977*** **(1)**	***98.35***		***14:35:30.307***

P11 75 Fit Gregor FISKEN — Shadow DN5

IDEAL LAP TIME : 2:14.018 BEST LAP TIME : 2:14.059 DIFFERENCE : 0.041

LAP	SECTOR 1		SECTOR 2		SECTOR 3		LAP TIME	MPH	DIFF	TIME OF DAY
1 -		84.3	1:29.517	67.4	38.898	82.8	3:21.710	65.33	1:07.651	14:16:34.576
2 -	52.565	91.6	1:26.335	86.1	34.802	83.0	2:53.702	75.86	39.643	14:19:28.278
3 -	44.278	135.8	1:07.670	152.5	30.385	103.0	2:22.333	92.58	8.274	14:21:50.611
4 -	41.276	***149.1***	1:08.249	143.0	30.009	102.7	2:19.534	94.44	5.475	14:24:10.145
5 -	41.080	148.1	1:06.948	154.6	29.706	101.6	2:17.734	95.67	3.675	14:26:27.879
6 -	41.714	142.7	1:05.425	155.7	29.619	104.3	2:16.758 **(3)**	96.35	2.699	14:28:44.637
7 -	41.351	139.5	1:04.447	156.0	29.448	***106.3***	2:15.246 **(2)**	97.43	1.187	14:30:59.883
8 -	43.758	148.1	1:05.530	***157.1***	***29.241***	103.5	2:18.529	95.12	4.470	14:33:18.412
9 -	***40.383***	147.1	***1:04.394***	155.3	29.282	101.2	***2:14.059*** **(1)**	***98.29***		***14:35:32.471***

P12 16 Lau Mark HAZELL — Williams FW08C

IDEAL LAP TIME : 2:16.576 BEST LAP TIME : 2:17.161 DIFFERENCE : 0.585

LAP	SECTOR 1		SECTOR 2		SECTOR 3		LAP TIME	MPH	DIFF	TIME OF DAY
1 -		59.0	1:32.195	74.0	39.379	87.3	3:19.640	66.00	1:02.479	14:16:32.506
2 -	51.698	79.4	1:27.077	101.8	33.278	93.7	2:52.053	76.59	34.892	14:19:24.559
3 -	42.879	135.0	1:08.746	144.0	30.376	95.8	2:22.001	92.80	4.840	14:21:46.560
4 -	42.724	136.3	1:08.048	141.8	30.090	97.1	2:20.862	93.55	3.701	14:24:07.422
5 -	42.440	139.2	1:08.660	144.0	30.279	99.4	2:21.379	93.20	4.218	14:26:28.801
6 -	41.325	138.6	1:07.071	***148.4***	29.485	98.8	2:17.881 **(3)**	95.57	0.720	14:28:46.682
7 -	***40.796***	***141.8***	1:07.116	146.8	***29.461***	***101.5***	2:17.373 **(2)**	95.92	0.212	14:31:04.055
8 -	41.195	141.2	***1:06.319***	146.8	29.647	101.3	***2:17.161*** **(1)**	***96.07***		***14:33:21.216***
9 -	41.986	141.2	1:06.634	146.8	29.932	100.1	2:18.552	95.11	1.391	14:35:39.768

Weather / Track : Rain / Wet

Silverstone GP
Circuit Length = 3.6604 miles
Start: 14:13 Flag 14:34 End: 14:37

Silverstone Classic

Sir Jackie Stewart Trophy for FIA Masters Historic Formula One

RACE 6 - SECTOR ANALYSIS

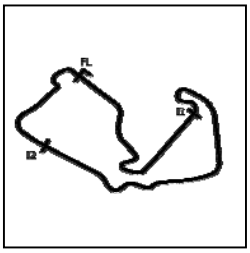

SECTOR 1 = FL to I1, SECTOR 2 = I1 to I2, SECTOR 3 = I2 to FL, DIFF = Difference To Personal Best Lap, P = Crossed Finish Line in Pit Lane, D = Time Disallowed

P13 37 Hea Christophe D'ANSEMBOURG — Williams FW07C

IDEAL LAP TIME : 2:13.740 BEST LAP TIME : 2:13.976 DIFFERENCE : 0.236

LAP	SECTOR 1		SECTOR 2		SECTOR 3		LAP TIME	MPH	DIFF	TIME OF DAY
1 -		65.0	1:32.273	79.6	38.220	98.3	3:17.332	66.77	1:03.356	14:16:30.198
2 -	52.627	84.4	1:27.266	102.6	31.861	101.6	2:51.754	76.72	37.778	14:19:21.952
3 -	1:06.963	117.5	1:08.809	152.1	30.426	102.6	2:46.198	79.28	32.222	14:22:08.150
4 -	43.227	144.9	1:07.208	142.4	29.795	103.0	2:20.230	93.97	6.254	14:24:28.380
5 -	40.477	147.4	1:05.925	***156.0***	29.807	100.6	2:16.209	96.74	2.233	14:26:44.589
6 -	40.871	***150.1***	1:04.634	154.9	***29.045***	***107.7***	2:14.550 **(2)**	97.93	0.574	14:28:59.139
7 -	40.320	148.7	***1:04.482***	***156.0***	29.174	102.2	***2:13.976*** **(1)**	***98.35***		***14:31:13.115***
8 -	***40.213***	149.4	1:04.929	155.7	29.468	106.1	2:14.610 **(3)**	97.89	0.634	14:33:27.725
9 -	40.605	147.8	1:04.858	***156.0***	29.245	99.8	2:14.708	97.82	0.732	14:35:42.433

P14 61 Fit Jason WRIGHT — Shadow DN8

IDEAL LAP TIME : 2:17.664 BEST LAP TIME : 2:17.664 DIFFERENCE : 0.000

LAP	SECTOR 1		SECTOR 2		SECTOR 3		LAP TIME	MPH	DIFF	TIME OF DAY
1 -		76.5	1:32.550	64.7	39.472	83.7	3:22.769	64.98	1:05.105	14:16:35.635
2 -	51.257	77.0	1:27.288	85.8	35.362	90.6	2:53.907	75.77	36.243	14:19:29.542
3 -	45.770	108.0	1:10.449	150.8	30.054	103.5	2:26.273	90.09	8.609	14:21:55.815
4 -	44.216	131.8	1:08.100	150.1	34.755	86.4	2:27.071	89.60	9.407	14:24:22.886
5 -	43.220	133.4	1:07.861	150.8	31.337	97.6	2:22.418	92.52	4.754	14:26:45.304
6 -	42.659	140.3	1:07.160	150.8	30.256	***104.2***	2:20.075 **(3)**	94.07	2.411	14:29:05.379
7 -	42.536	138.6	1:07.668	150.4	30.209	102.1	2:20.413	93.85	2.749	14:31:25.792
8 -	***41.770***	***143.0***	***1:06.210***	***151.1***	***29.684***	103.2	***2:17.664*** **(1)**	***95.72***		***14:33:43.456***
9 -	42.174	141.8	1:06.432	***151.1***	30.037	101.9	2:18.643 **(2)**	95.04	0.979	14:36:02.099

P15 47 Hea Antoine D'ANSEMBOURG — Brabham BT49

IDEAL LAP TIME : 2:14.562 BEST LAP TIME : 2:16.415 DIFFERENCE : 1.853

LAP	SECTOR 1		SECTOR 2		SECTOR 3		LAP TIME	MPH	DIFF	TIME OF DAY
1 -		65.6	1:32.011	75.5	39.445	86.1	3:20.371	65.76	1:03.956	14:16:33.237
2 -	51.626	80.2	1:26.897	100.4	34.472	92.6	2:52.995	76.17	36.580	14:19:26.232
3 -	44.168	129.5	1:07.382	137.2	30.400	101.9	2:21.950	92.83	5.535	14:21:48.182
4 -	41.767	144.6	1:31.595	101.8	31.134	102.6	2:44.496	80.11	28.081	14:24:32.678
5 -	***41.010***	140.1	1:06.013	***151.8***	***29.392***	101.6	***2:16.415*** **(1)**	***96.60***		***14:26:49.093***
6 -	41.638	***148.7***	1:06.210	147.4	29.751	102.9	2:17.599 **(3)**	95.76	1.184	14:29:06.692
7 -	41.628	138.0	1:08.139	148.1	30.295	100.6	2:20.062	94.08	3.647	14:31:26.754
8 -	42.025	141.8	1:06.876	151.4	29.901	***104.5***	2:18.802	94.93	2.387	14:33:45.556
9 -	42.602	142.4	***1:04.160***	146.2	30.208	100.0	2:16.970 **(2)**	96.20	0.555	14:36:02.526

P16 21 Fit Mark MARTIN — Hesketh 308C

IDEAL LAP TIME : 2:18.793 BEST LAP TIME : 2:18.805 DIFFERENCE : 0.012

LAP	SECTOR 1		SECTOR 2		SECTOR 3		LAP TIME	MPH	DIFF	TIME OF DAY
1 -		78.0	1:29.998	69.6	39.550	81.0	3:24.239	64.52	1:05.434	14:16:37.105
2 -	52.651	98.5	1:26.047	93.7	36.273	85.0	2:54.971	75.31	36.166	14:19:32.076
3 -	46.740	119.6	1:09.898	141.5	31.279	***104.2***	2:27.917	89.08	9.112	14:21:59.993
4 -	42.970	141.2	1:07.991	153.2	31.627	90.3	2:22.588	92.41	3.783	14:24:22.581
5 -	42.714	144.0	1:07.450	***153.9***	30.073	97.9	2:20.237 **(2)**	93.96	1.432	14:26:42.818
6 -	42.345	145.5	1:08.856	152.8	30.327	99.5	2:21.528 **(3)**	93.11	2.723	14:29:04.346
7 -	43.130	144.0	1:08.766	153.5	29.939	93.2	2:21.835	92.90	3.030	14:31:26.181
8 -	***42.035***	***147.1***	1:07.050	153.5	***29.720***	97.3	***2:18.805*** **(1)**	***94.93***		***14:33:44.986***
9 -	43.630	136.9	***1:07.038***	153.5	33.716	100.3	2:24.384	91.26	5.579	14:36:09.370

Weather / Track : Rain / Wet

Silverstone GP
Circuit Length = 3.6604 miles
Start: 14:13 Flag 14:34 End: 14:37

Silverstone Classic

Sir Jackie Stewart Trophy for FIA Masters Historic Formula One

RACE 6 - SECTOR ANALYSIS

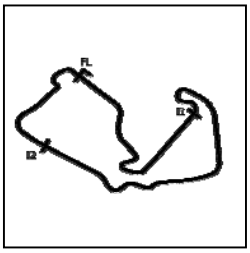

SECTOR 1 = FL to I1, SECTOR 2 = I1 to I2, SECTOR 3 = I2 to FL, DIFF = Difference To Personal Best Lap, P = Crossed Finish Line in Pit Lane, D = Time Disallowed

P17 63 Lau Georg HALLAU — Theodore N183

IDEAL LAP TIME : 2:22.201 BEST LAP TIME : 2:22.290 DIFFERENCE : 0.089

LAP	SECTOR 1		SECTOR 2		SECTOR 3		LAP TIME	MPH	DIFF	TIME OF DAY
1 -		70.5	1:29.164	70.7	40.562	77.7	3:26.424	63.83	1:04.134	14:16:39.290
2 -	53.249	108.9	1:24.873	100.0	36.928	86.0	2:55.050	75.28	32.760	14:19:34.340
3 -	47.851	117.3	1:11.378	144.9	32.778	87.8	2:32.007	86.69	9.717	14:22:06.347
4 -	45.383	121.7	1:11.344	138.3	32.241	96.4	2:28.968	88.46	6.678	14:24:35.315
5 -	43.879	133.1	1:10.410	***148.1***	31.486	95.8	2:25.775	90.39	3.485	14:27:01.090
6 -	44.110	131.5	1:09.673	146.5	31.514	96.8	2:25.297	90.69	3.007	14:29:26.387
7 -	43.396	133.6	***1:09.024***	147.4	31.291	***99.8***	2:23.711 **(2)**	91.69	1.421	14:31:50.098
8 -	43.292	133.1	1:09.430	147.1	31.036	99.2	2:23.758 **(3)**	91.66	1.468	14:34:13.856
9 -	***42.649***	***135.5***	1:09.113	147.4	***30.528***	99.1	***2:22.290*** **(1)**	***92.61***		***14:36:36.146***

P18 22 Fit James HAGAN — Hesketh 308

IDEAL LAP TIME : 2:25.510 BEST LAP TIME : 2:26.089 DIFFERENCE : 0.579

LAP	SECTOR 1		SECTOR 2		SECTOR 3		LAP TIME	MPH	DIFF	TIME OF DAY
1 -		98.8	1:26.738	77.2	42.259	73.8	3:29.694	62.84	1:03.605	14:16:42.560
2 -	52.347	110.9	1:25.213	99.1	37.251	86.2	2:54.811	75.38	28.722	14:19:37.371
3 -	46.422	128.5	1:10.996	148.7	31.852	94.7	2:29.270	88.28	3.181	14:22:06.641
4 -	***43.837***	145.2	1:16.303	141.5	31.525	91.1	2:31.665	86.88	5.576	14:24:38.306
5 -	44.416	137.7	***1:10.740***	150.4	***30.933***	***96.8***	***2:26.089*** **(1)**	***90.20***		***14:27:04.395***
6 -	44.224	***146.2***	1:12.888	148.7	31.946	94.6	2:29.058 **(3)**	88.40	2.969	14:29:33.453
7 -	44.841	133.1	1:13.907	151.4	31.684	90.3	2:30.432	87.59	4.343	14:32:03.885
8 -	44.427	140.1	1:12.505	***152.5***	31.784	93.8	2:28.716 **(2)**	88.61	2.627	14:34:32.601
9 -	45.058	139.8	1:14.138	149.1	32.528	93.4	2:31.724	86.85	5.635	14:37:04.325

P19 28 Inv Sidney HOOLE — Ensign N173

IDEAL LAP TIME : 2:46.829 BEST LAP TIME : 2:55.081 DIFFERENCE : 8.252

LAP	SECTOR 1		SECTOR 2		SECTOR 3		LAP TIME	MPH	DIFF	TIME OF DAY
1 -		96.4	1:27.882	76.6	42.341	80.4	3:29.046 **(2)**	63.03	33.965	14:16:41.912
2 -	***51.658***	96.2	1:25.752	102.4	***37.671***	***83.2***	***2:55.081*** **(1)**	***75.26***		***14:19:36.993***
3 -	52.321	***100.4***	***1:17.500***	***125.4***	IN PIT		2:48.696 **P**	78.11		14:22:25.689

P20 9 Ste Judy LYONS — Surtees TS9

IDEAL LAP TIME : BEST LAP TIME : DIFFERENCE :

LAP	SECTOR 1	SECTOR 2	SECTOR 3	LAP TIME	MPH	DIFF	TIME OF DAY
1 -			***IN PIT***	5:04.590 **P**	43.26		14:18:17.455

Weather / Track : Rain / Wet

Silverstone GP
Circuit Length = 3.6604 miles
Start: 14:13 Flag 14:34 End: 14:37

Silverstone Classic

Sir Jackie Stewart Trophy for FIA Masters Historic Formula One

RACE 6 - BEST SECTORS

	SECTOR 1			SECTOR 2			SECTOR 3			IDEAL / BEST COMPARISON					
POS	NO	NAME	TIME	NO	NAME	TIME	NO	NAME	TIME	POS	NO	NAME	IDEAL	BEST	DIFF
												PERFECT LAP	2:09.494		
1	26	FERRER-AZA	39.057	7	CANTILLON	1:02.596	26	FERRER-AZA	27.841	1	26	FERRER-AZA	2:09.620	2:09.620	0.000
2	7	CANTILLON	39.540	26	FERRER-AZA	1:02.722	99	CONSTABLE	27.925	2	7	CANTILLON	2:10.151	2:10.695	0.544
3	44	STRETTON	39.659	2	KUBOTA	1:03.255	44	STRETTON	27.928	3	44	STRETTON	2:10.930	2:11.087	0.157
4	2	KUBOTA	39.746	44	STRETTON	1:03.343	7	CANTILLON	28.015	4	2	KUBOTA	2:11.019	2:11.701	0.682
5	34	FLETCHER	40.103	99	CONSTABLE	1:03.389	2	KUBOTA	28.018	5	99	CONSTABLE	2:11.571	2:11.950	0.379
6	24	LYONS	40.212	47	D'ANSEMBOURG	1:04.160	77	HARTLEY	28.334	6	34	FLETCHER	2:13.153	2:13.864	0.711
7	37	D'ANSEMBOURG	40.213	34	FLETCHER	1:04.260	12	TILLEY	28.503	7	24	LYONS	2:13.163	2:13.392	0.229
8	99	CONSTABLE	40.257	75	FISKEN	1:04.394	24	LYONS	28.524	8	77	HARTLEY	2:13.242	2:13.906	0.664
9	77	HARTLEY	40.348	32	HALL	1:04.421	32	HALL	28.774	9	12	TILLEY	2:13.410	2:13.427	0.017
10	75	FISKEN	40.383	24	LYONS	1:04.427	34	FLETCHER	28.790	10	37	D'ANSEMBOURG	2:13.740	2:13.976	0.236
11	12	TILLEY	40.463	12	TILLEY	1:04.444	37	D'ANSEMBOURG	29.045	11	32	HALL	2:13.878	2:13.977	0.099
12	32	HALL	40.683	37	D'ANSEMBOURG	1:04.482	75	FISKEN	29.241	12	75	FISKEN	2:14.018	2:14.059	0.041
13	16	HAZELL	40.796	77	HARTLEY	1:04.560	47	D'ANSEMBOURG	29.392	13	47	D'ANSEMBOURG	2:14.562	2:16.415	1.853
14	47	D'ANSEMBOURG	41.010	61	WRIGHT	1:06.210	16	HAZELL	29.461	14	16	HAZELL	2:16.576	2:17.161	0.585
15	61	WRIGHT	41.770	16	HAZELL	1:06.319	61	WRIGHT	29.684	15	61	WRIGHT	2:17.664	2:17.664	0.000
16	21	MARTIN	42.035	21	MARTIN	1:07.038	21	MARTIN	29.720	16	21	MARTIN	2:18.793	2:18.805	0.012
17	63	HALLAU	42.649	63	HALLAU	1:09.024	63	HALLAU	30.528	17	63	HALLAU	2:22.201	2:22.290	0.089
18	22	HAGAN	43.837	22	HAGAN	1:10.740	22	HAGAN	30.933	18	22	HAGAN	2:25.510	2:26.089	0.579
19	28	HOOLE	51.658	28	HOOLE	1:17.500	28	HOOLE	37.671	19	28	HOOLE	2:46.829	2:55.081	8.252
20										20	9	LYONS			

Weather / Track : Rain / Wet

Silverstone GP
Circuit Length = 3.6604 miles
Start: 14:13 Flag 14:34 End: 14:37

Results can be found at www.tsl-timing.com

Printed - 14:38 Saturday, 27 July 2019

Silverstone Classic

Sir Jackie Stewart Trophy for FIA Masters Historic Formula One

RACE 6 - BEST SPEEDS

	INTERMEDIATE 1			INTERMEDIATE 2			FINISH LINE		
POS	NO	NAME	MPH	NO	NAME	MPH	NO	NAME	MPH
1	**2**	KUBOTA	**150.1**	**34**	FLETCHER	**159.0**	**26**	FERRER-AZA	**109.8**
2	**34**	FLETCHER	**150.1**	**2**	KUBOTA	**157.5**	**7**	CANTILLON	**109.2**
3	**37**	D'ANSEMBOURG	**150.1**	**7**	CANTILLON	**157.1**	**77**	HARTLEY	**109.2**
4	**7**	CANTILLON	**149.7**	**75**	FISKEN	**157.1**	**44**	STRETTON	**107.7**
5	**77**	HARTLEY	**149.1**	**32**	HALL	**156.4**	**37**	D'ANSEMBOURG	**107.7**
6	**75**	FISKEN	**149.1**	**37**	D'ANSEMBOURG	**156.0**	**32**	HALL	**107.3**
7	**47**	D'ANSEMBOURG	**148.7**	**99**	CONSTABLE	**154.9**	**2**	KUBOTA	**107.2**
8	**24**	LYONS	**148.4**	**24**	LYONS	**154.9**	**24**	LYONS	**106.8**
9	**32**	HALL	**148.4**	**77**	HARTLEY	**154.6**	**75**	FISKEN	**106.3**
10	**99**	CONSTABLE	**147.1**	**12**	TILLEY	**153.9**	**34**	FLETCHER	**105.6**
11	**21**	MARTIN	**147.1**	**21**	MARTIN	**153.9**	**99**	CONSTABLE	**105.5**
12	**26**	FERRER-AZA	**146.5**	**22**	HAGAN	**152.5**	**47**	D'ANSEMBOURG	**104.5**
13	**12**	TILLEY	**146.5**	**26**	FERRER-AZA	**152.1**	**61**	WRIGHT	**104.2**
14	**22**	HAGAN	**146.2**	**44**	STRETTON	**152.1**	**21**	MARTIN	**104.2**
15	**44**	STRETTON	**145.5**	**47**	D'ANSEMBOURG	**151.8**	**12**	TILLEY	**103.7**
16	**61**	WRIGHT	**143.0**	**61**	WRIGHT	**151.1**	**16**	HAZELL	**101.5**
17	**16**	HAZELL	**141.8**	**16**	HAZELL	**148.4**	**63**	HALLAU	**99.8**
18	**63**	HALLAU	**135.5**	**63**	HALLAU	**148.1**	**22**	HAGAN	**96.8**
19	**28**	HOOLE	**100.4**	**28**	HOOLE	**125.4**	**28**	HOOLE	**83.2**
20									

Weather / Track : Rain / Wet

Silverstone GP
Circuit Length = 3.6604 miles
Start: 14:13 Flag 14:34 End: 14:37

Results can be found at www.tsl-timing.com

Printed - 14:39 Saturday, 27 July 2019

Silverstone Classic

Sir Jackie Stewart Trophy for FIA Masters Historic Formula One

RACE 6 - STATISTICS

Competitors Started	20
Planned Start	2019-07-27 @ 14:10:00.000
Actual Start	2019-07-27 @ 14:13:12.865
Finish Time	2019-07-27 @ 14:34:36.060
Track Length	3.6604mi.
Total Laps	167
Total Distance Covered	611.3031mi.

Session Fastest Lap History

NO	CL	NAME	LAP TIME	TIME OF DAY	LAP	VEHICLE
7	Hea	**Mike CANTILLON**	**3:11.533**	14:16:24.385	1	Williams FW07C
7	Hea	**Mike CANTILLON**	**2:51.438**	14:19:15.849	2	Williams FW07C
44	Lau	**Martin STRETTON**	**2:51.243**	14:19:16.303	2	Tyrrell 012
44	Lau	**Martin STRETTON**	**2:14.742**	14:21:31.043	3	Tyrrell 012
26	Hea	**Matteo FERRER-AZA**	**2:14.273**	14:21:34.201	3	Ligier JS11/15
44	Lau	**Martin STRETTON**	**2:11.087**	14:23:42.129	4	Tyrrell 012
26	Hea	**Matteo FERRER-AZA**	**2:10.911**	14:23:45.114	4	Ligier JS11/15
26	Hea	**Matteo FERRER-AZA**	**2:10.672**	14:28:06.974	6	Ligier JS11/15
26	Hea	**Matteo FERRER-AZA**	**2:10.576**	14:30:17.549	7	Ligier JS11/15
26	Hea	**Matteo FERRER-AZA**	**2:09.620**	14:32:27.172	8	Ligier JS11/15

Session Leader History

NO	CL	NAME	FROM LAP	LAPS LED	DISTANCE	VEHICLE
7	Hea	**Mike CANTILLON**	1	2	7.32 miles	Williams FW07C
44	Lau	**Martin STRETTON**	3	4	14.64 miles	Tyrrell 012
26	Hea	**Matteo FERRER-AZA**	7	3	10.98 miles	Ligier JS11/15

Flag History

TYPE	TIME OF DAY
GREEN	14:13:12.865
SAFETY	14:13:13.696
GREEN	14:19:11.795
FINISH	14:34:36.060

Flag Statistics

TYPE	COUNT	TOTAL LAPS	TOTAL TIME
Green	2	8	18:00.099
Red	0	0	0.000
Safety Car	1	1	5:58.099
FCY	0	0	0.000

Silverstone GP

Weather / Track : Rain / Wet

Circuit Length = 3.6604 miles

These results are provisional until the conclusion of any judicial and technical matters.

Start: 14:13 Flag 14:34 End: 14:37

Race Director : Richard Cuene-Grandidier	Stewards : John Naylor	Timekeeper : Nicholas Palmer

Silverstone Classic

Sir Jackie Stewart Trophy for FIA Masters Historic Formula One

RACE 6 - STATISTICS

CLASS : Fit

8 Starters

Fastest Lap History

NO	NAME	LAP TIME	TIME OF DAY	LAP	VEHICLE
24	**Michael LYONS**	**3:16.052**	14:16:28.914	1	McLaren M26
24	**Michael LYONS**	**2:51.933**	14:19:20.847	2	McLaren M26
24	**Michael LYONS**	**2:19.664**	14:21:40.512	3	McLaren M26
24	**Michael LYONS**	**2:14.823**	14:23:55.338	4	McLaren M26
24	**Michael LYONS**	**2:14.168**	14:28:24.667	6	McLaren M26
24	**Michael LYONS**	**2:13.825**	14:30:38.493	7	McLaren M26
24	**Michael LYONS**	**2:13.575**	14:32:52.066	8	McLaren M26
24	**Michael LYONS**	**2:13.392**	14:35:05.460	9	McLaren M26

Leader History

NO	NAME	FROM LAP	LAPS LED	DISTANCE	VEHICLE
24	**Michael LYONS**	1	9	32.94 miles	McLaren M26

Silverstone GP

Weather / Track : Rain / Wet

Circuit Length = 3.6604 miles

These results are provisional until the conclusion of any judicial and technical matters.

Start: 14:13 Flag 14:34 End: 14:37

Race Director : Richard Cuene-Grandidier	Stewards : John Naylor	Timekeeper : Nicholas Palmer

Silverstone Classic

Sir Jackie Stewart Trophy for FIA Masters Historic Formula One

RACE 6 - STATISTICS

CLASS : Lau

3 Starters

Fastest Lap History

NO	NAME	LAP TIME	TIME OF DAY	LAP	VEHICLE
44	**Martin STRETTON**	**3:12.185**	14:16:25.062	1	Tyrrell 012
44	**Martin STRETTON**	**2:51.243**	14:19:16.303	2	Tyrrell 012
44	**Martin STRETTON**	**2:14.742**	14:21:31.043	3	Tyrrell 012
44	**Martin STRETTON**	**2:11.087**	14:23:42.129	4	Tyrrell 012

Leader History

NO	NAME	FROM LAP	LAPS LED	DISTANCE	VEHICLE
44	**Martin STRETTON**	1	9	32.94 miles	Tyrrell 012

Silverstone GP

Weather / Track : Rain / Wet

Circuit Length = 3.6604 miles

These results are provisional until the conclusion of any judicial and technical matters.

Start: 14:13 Flag 14:34 End: 14:37

Race Director : Richard Cuene-Grandidier	Stewards : John Naylor	Timekeeper : Nicholas Palmer

Silverstone Classic

Sir Jackie Stewart Trophy for FIA Masters Historic Formula One

RACE 6 - STATISTICS

CLASS : Hea

7 Starters

Fastest Lap History

NO	NAME	LAP TIME	TIME OF DAY	LAP	VEHICLE
7	**Mike CANTILLON**	**3:11.533**	14:16:24.385	1	Williams FW07C
7	**Mike CANTILLON**	**2:51.438**	14:19:15.849	2	Williams FW07C
7	**Mike CANTILLON**	**2:15.916**	14:21:31.765	3	Williams FW07C
26	**Matteo FERRER-AZA**	**2:14.273**	14:21:34.201	3	Ligier JS11/15
26	**Matteo FERRER-AZA**	**2:10.911**	14:23:45.114	4	Ligier JS11/15
26	**Matteo FERRER-AZA**	**2:10.672**	14:28:06.974	6	Ligier JS11/15
26	**Matteo FERRER-AZA**	**2:10.576**	14:30:17.549	7	Ligier JS11/15
26	**Matteo FERRER-AZA**	**2:09.620**	14:32:27.172	8	Ligier JS11/15

Leader History

NO	NAME	FROM LAP	LAPS LED	DISTANCE	VEHICLE
7	**Mike CANTILLON**	1	3	10.98 miles	Williams FW07C
26	**Matteo FERRER-AZA**	4	6	21.96 miles	Ligier JS11/15

Silverstone GP

Weather / Track : Rain / Wet

Circuit Length = 3.6604 miles

These results are provisional until the conclusion of any judicial and technical matters.

Start: 14:13 Flag 14:34 End: 14:37

Race Director : Richard Cuene-Grandidier	Stewards : John Naylor	Timekeeper : Nicholas Palmer

Silverstone Classic

Sir Jackie Stewart Trophy for FIA Masters Historic Formula One

RACE 6 - STATISTICS

CLASS : Ste 1 Starters

Leader History

NO	NAME	FROM LAP	LAPS LED	DISTANCE	VEHICLE
9	**Judy LYONS**	1	1	3.66 miles	Surtees TS9

Silverstone GP

Weather / Track : Rain / Wet

Circuit Length = 3.6604 miles

These results are provisional until the conclusion of any judicial and technical matters.

Start: 14:13 Flag 14:34 End: 14:37

Race Director : Richard Cuene-Grandidier	Stewards : John Naylor	Timekeeper : Nicholas Palmer

Silverstone Classic

Sir Jackie Stewart Trophy for FIA Masters Historic Formula One

RACE 6 - STATISTICS

CLASS : Inv

1 Starters

Fastest Lap History

NO	NAME	LAP TIME	TIME OF DAY	LAP	VEHICLE
28	**Sidney HOOLE**	**3:29.046**	14:16:41.899	1	Ensign N173
28	**Sidney HOOLE**	**2:55.081**	14:19:36.981	2	Ensign N173

Leader History

NO	NAME	FROM LAP	LAPS LED	DISTANCE	VEHICLE
28	**Sidney HOOLE**	1	3	10.98 miles	Ensign N173

Silverstone GP

Weather / Track : Rain / Wet

Circuit Length = 3.6604 miles

These results are provisional until the conclusion of any judicial and technical matters.

Start: 14:13 Flag 14:34 End: 14:37

Race Director : Richard Cuene-Grandidier	Stewards : John Naylor	Timekeeper : Nicholas Palmer

Silverstone Classic

Sir Jackie Stewart Trophy for FIA Masters Historic Formula One

RACE 17 - GRID (20 minutes)

Sheet No:	Issue Time:

ROW 10	19	28	Sidney HOOLE	20	9	Judy LYONS
ROW 9	17	63	Georg HALLAU	18	22	James HAGAN
ROW 8	15	47	Antoine D'ANSEMBOURG	16	21	Mark MARTIN
ROW 7	13	37	Christophe D'ANSEMBOURG	14	61	Jason WRIGHT
ROW 6	11	75	Gregor FISKEN	12	16	Mark HAZELL
ROW 5	9	34	Henry FLETCHER	10	32	Philip HALL
ROW 4	7	44	Martin STRETTON	8	26	Matteo FERRER-AZA
ROW 3	5	99	Jamie CONSTABLE	6	7	Mike CANTILLON
ROW 2	3	2	Katsuaki KUBOTA	4	24	Michael LYONS
ROW 1	1	12	Kyle TILLEY	2	77	Steve HARTLEY

Pole

Silverstone GP
Circuit Length = 3.6604 miles

Chief Steward : John Naylor	Steward : Marc Van Geel	Steward : Rod Parkin

Results can be found at www.tsl-timing.com

Printed - 11:45 Sunday, 28 July 2019

Silverstone Classic

Sir Jackie Stewart Trophy for FIA Masters Historic Formula One

RACE 17 - CLASSIFICATION - PROVISIONAL REVISED

Sheet No:	Issue Time:

POS	NO	CL	PIC	NAME	ENTRY	LAPS	TIME	GAP	DIFF	MPH	BEST	ON
1	77	Hea	1	Steve HARTLEY	McLaren MP4/1	11	21:04.265			114.65	1:54.109	5
2	7	Hea	2	Mike CANTILLON	Williams FW07C	11	21:04.647	0.382	0.382	114.62	1:53.006	8
3	37	Hea	3	Christophe D'ANSEMBOURG	Williams FW07C	11	21:25.516	21.251	20.869	112.76	1:54.187	5
4	26	Hea	4	Matteo FERRER-AZA	Ligier JS11/15	11	21:27.441	23.176	1.925	112.59	1:55.614	5
5	24	Fit	1	Michael LYONS	McLaren M26	11	21:28.455	24.190	1.014	112.50	1:55.530	2
6	99	Hea	5	Jamie CONSTABLE	Tyrrell 011	11	21:36.172	31.907	7.717	111.83	1:55.579	5
7	44 *	Lau	1	Martin STRETTON	Tyrrell 012	11	21:51.142	46.877	14.970	110.55	1:54.510	3
8	34	Fit	2	Henry FLETCHER	March 761	11	21:51.229	46.964	0.087	110.54	1:57.199	3
9	32	Fit	3	Philip HALL	Theodore TR1	11	22:14.740	1:10.475	23.511	108.60	1:59.101	6
10	61	Fit	4	Jason WRIGHT	Shadow DN8	11	22:21.531	1:17.266	6.791	108.05	2:00.439	4
11	16 *	Lau	2	Mark HAZELL	Williams FW08C	11	22:43.939	1:39.674	22.408	106.27	1:59.235	6
12	63	Lau	3	Georg HALLAU	Theodore N183	11	23:02.875	1:58.610	18.936	104.82	2:03.908	6
13	47 *	Hea	6	Antoine D'ANSEMBOURG	Brabham BT49	11	23:06.958	2:02.693	4.083	104.51	1:56.493	7
14	2	Hea	7	Katsuaki KUBOTA	Lotus 91/7	10	19:35.542	1 Lap	1 Lap	112.09	1:54.925	6
15	21	Fit	5	Mark MARTIN	Hesketh 308C	10	20:46.670	1 Lap	1:11.128	105.70	1:59.990	5
16	22	Fit	6	James HAGAN	Hesketh 308	10	21:18.973	1 Lap	32.303	103.03	2:03.513	3
17	9	Ste	1	Judy LYONS	Surtees TS9	8	22:35.043	3 Laps	2 Laps	77.79	2:42.706	2
					NOT CLASSIFIED							
NC	75	Fit		Gregor FISKEN	Shadow DN5	7	14:13.385	4 Laps	1 Lap	108.09	2:00.304	5
NC	28	Inv		Sidney HOOLE	Ensign N173	3	7:07.356	8 Laps	4 Laps	92.50	2:14.914	2
NC	12	Fit		Kyle TILLEY	Ensign MN177	1	2:01.169	10 Laps	2 Laps	108.75	2:01.169	1

FASTEST LAP

7	Hea	Mike CANTILLON	Williams FW07C	8	1:53.006	116.61 mph	187.66 kph
44	Lau	Martin STRETTON	Tyrrell 012	3	1:54.510	115.07 mph	185.20 kph
24	Fit	Michael LYONS	McLaren M26	2	1:55.530	114.06 mph	183.56 kph
28	Inv	Sidney HOOLE	Ensign N173	2	2:14.914	97.67 mph	157.19 kph
9	Ste	Judy LYONS	Surtees TS9	2	2:42.706	80.99 mph	130.34 kph

***Car 16 - 30.7 second penalty applied in lieu of drive-through for jump start.**
***Car 47 - 30.7 second penalty applied in lieu of drive-through for speeding in pit lane.**
***Car 44 - 30.7 second penalty applied in lieu of drive-through for non-respect of yellow flags.**

Silverstone GP
Circuit Length = 3.6604 miles
Start: 13:21 Flag 13:42 End: 13:45

Weather / Track : Bright / Dry
These results are provisional until the conclusion of any judicial and technical matters.

FIA Race Director : Richard Cuene-Grandidier	Chief Timekeeper : Nicholas Palmer	

Results can be found at www.tsl-timing.com

Printed - 14:07 Sunday, 28 July 2019

Silverstone Classic

Sir Jackie Stewart Trophy for FIA Masters Historic Formula One

RACE 17 - CLASSIFICATION BY CLASS - PROVISIONAL

Sheet No:	Issue Time:

CLASS : HF1 - Fit

POS	NO	NAME	ENTRY	LAPS	TIME	GAP	DIFF	MPH	BEST	ON
1	24	**Michael LYONS**	McLaren M26	11	21:28.455			112.50	**1:55.530**	2
2	34	**Henry FLETCHER**	March 761	11	21:51.229	**22.774**	22.774	110.54	**1:57.199**	3
3	32	**Philip HALL**	Theodore TR1	11	22:14.740	**46.285**	23.511	108.60	**1:59.101**	6
4	61	**Jason WRIGHT**	Shadow DN8	11	22:21.531	**53.076**	6.791	108.05	**2:00.439**	4
5	21	**Mark MARTIN**	Hesketh 308C	10	20:46.670	**1 Lap**	1 Lap	105.70	**1:59.990**	5
6	22	**James HAGAN**	Hesketh 308	10	21:18.973	**1 Lap**	32.303	103.03	**2:03.513**	3
NC	75	**Gregor FISKEN**	Shadow DN5	7	14:13.385	**4 Laps**	3 Laps	108.09	**2:00.304**	5
NC	12	**Kyle TILLEY**	Ensign MN177	1	2:01.169	**10 Laps**	6 Laps	108.75	**2:01.169**	1

CLASS : HF1 - Lau

POS	NO	NAME	ENTRY	LAPS	TIME	GAP	DIFF	MPH	BEST	ON
1	44 *	**Martin STRETTON**	Tyrrell 012	11	21:51.142			110.55	**1:54.510**	3
2	16 *	**Mark HAZELL**	Williams FW08C	11	22:43.939	**52.797**	52.797	106.27	**1:59.235**	6
3	63	**Georg HALLAU**	Theodore N183	11	23:02.875	**1:11.733**	18.936	104.82	**2:03.908**	6

CLASS : HF1 - Hea

POS	NO	NAME	ENTRY	LAPS	TIME	GAP	DIFF	MPH	BEST	ON
1	77	**Steve HARTLEY**	McLaren MP4/1	11	21:04.265			114.65	**1:54.109**	5
2	7	**Mike CANTILLON**	Williams FW07C	11	21:04.647	**0.382**	0.382	114.62	**1:53.006**	8
3	37	**Christophe D'ANSEMBOURG**	Williams FW07C	11	21:25.516	**21.251**	20.869	112.76	**1:54.187**	5
4	26	**Matteo FERRER-AZA**	Ligier JS11/15	11	21:27.441	**23.176**	1.925	112.59	**1:55.614**	5
5	99	**Jamie CONSTABLE**	Tyrrell 011	11	21:36.172	**31.907**	8.731	111.83	**1:55.579**	5
6	47 *	**Antoine D'ANSEMBOURG**	Brabham BT49	11	23:06.958	**2:02.693**	1:30.786	104.51	**1:56.493**	7
7	2	**Katsuaki KUBOTA**	Lotus 91/7	10	19:35.542	**1 Lap**	1 Lap	112.09	**1:54.925**	6

CLASS : HF1 - Ste

POS	NO	NAME	ENTRY	LAPS	TIME	GAP	DIFF	MPH	BEST	ON
1	9	**Judy LYONS**	Surtees TS9	8	22:35.043			77.79	**2:42.706**	2

CLASS : HF1 - Inv

POS	NO	NAME	ENTRY	LAPS	TIME	GAP	DIFF	MPH	BEST	ON
NC	28	**Sidney HOOLE**	Ensign N173	3	7:07.356			92.50	**2:14.914**	2

FASTEST LAP

7	Hea	Mike CANTILLON	Williams FW07C - White	8	1:53.006	116.61 mph	187.66 kph
44	Lau	Martin STRETTON	Tyrrell 012 - Green	3	1:54.510	115.07 mph	185.20 kph
24	Fit	Michael LYONS	McLaren M26 - Red / White	2	1:55.530	114.06 mph	183.56 kph
28	Inv	Sidney HOOLE	Ensign N173 - Green	2	2:14.914	97.67 mph	157.19 kph
9	Ste	Judy LYONS	Surtees TS9 - Blue/White	2	2:42.706	80.99 mph	130.34 kph

***Car 16 - 30.7 second penalty applied in lieu of drive-through for jump start.**
***Car 47 - 30.7 second penalty applied in lieu of drive-through for speeding in pit lane.**
***Car 44 - 30.7 second penalty applied in lieu of drive-through for non-respect of yellow flags.**

Silverstone GP
Circuit Length = 3.6604 miles
Start: 13:21 Flag 13:42 End: 13:45

Weather / Track : Bright / Dry
These results are provisional until the conclusion of any judicial and technical matters.

FIA Race Director : Richard Cuene-Grandidier	Chief Timekeeper : Nicholas Palmer	

Results can be found at www.tsl-timing.com

Printed - 14:09 Sunday, 28 July 2019

Silverstone Classic

Sir Jackie Stewart Trophy for FIA Masters Historic Formula One

RACE 17 - CLASSIFICATION - FINAL

Sheet No:	Issue Time:

POS	NO	CL	PIC	NAME	ENTRY	LAPS	TIME	GAP	DIFF	MPH	BEST	ON
1	**77**	Hea	1	Steve HARTLEY	McLaren MP4/1	**11**	21:04.265			114.65	**1:54.109**	5
2	**7**	Hea	2	Mike CANTILLON	Williams FW07C	**11**	21:04.647	**0.382**	0.382	114.62	**1:53.006**	8
3	**37**	Hea	3	Christophe D'ANSEMBOURG	Williams FW07C	**11**	21:25.516	**21.251**	20.869	112.76	**1:54.187**	5
4	**26**	Hea	4	Matteo FERRER-AZA	Ligier JS11/15	**11**	21:27.441	**23.176**	1.925	112.59	**1:55.614**	5
5	**24**	Fit	1	Michael LYONS	McLaren M26	**11**	21:28.455	**24.190**	1.014	112.50	**1:55.530**	2
6	**99**	Hea	5	Jamie CONSTABLE	Tyrrell 011	**11**	21:36.172	**31.907**	7.717	111.83	**1:55.579**	5
7	**44 ***	Lau	1	Martin STRETTON	Tyrrell 012	**11**	21:51.142	**46.877**	14.970	110.55	**1:54.510**	3
8	**34**	Fit	2	Henry FLETCHER	March 761	**11**	21:51.229	**46.964**	0.087	110.54	**1:57.199**	3
9	**32**	Fit	3	Philip HALL	Theodore TR1	**11**	22:14.740	**1:10.475**	23.511	108.60	**1:59.101**	6
10	**61**	Fit	4	Jason WRIGHT	Shadow DN8	**11**	22:21.531	**1:17.266**	6.791	108.05	**2:00.439**	4
11	**16 ***	Lau	2	Mark HAZELL	Williams FW08C	**11**	22:43.939	**1:39.674**	22.408	106.27	**1:59.235**	6
12	**63**	Lau	3	Georg HALLAU	Theodore N183	**11**	23:02.875	**1:58.610**	18.936	104.82	**2:03.908**	6
13	**47 ***	Hea	6	Antoine D'ANSEMBOURG	Brabham BT49	**11**	23:06.958	**2:02.693**	4.083	104.51	**1:56.493**	7
14	**2**	Hea	7	Katsuaki KUBOTA	Lotus 91/7	**10**	19:35.542	**1 Lap**	1 Lap	112.09	**1:54.925**	6
15	**21**	Fit	5	Mark MARTIN	Hesketh 308C	**10**	20:46.670	**1 Lap**	1:11.128	105.70	**1:59.990**	5
16	**22**	Fit	6	James HAGAN	Hesketh 308	**10**	21:18.973	**1 Lap**	32.303	103.03	**2:03.513**	3
17	**9**	Ste	1	Judy LYONS	Surtees TS9	**8**	22:35.043	**3 Laps**	2 Laps	77.79	**2:42.706**	2
					NOT CLASSIFIED							
NC	**75**	Fit		Gregor FISKEN	Shadow DN5	**7**	14:13.385	**4 Laps**	1 Lap	108.09	**2:00.304**	5
NC	**28**	Inv		Sidney HOOLE	Ensign N173	**3**	7:07.356	**8 Laps**	4 Laps	92.50	**2:14.914**	2
NC	**12**	Fit		Kyle TILLEY	Ensign MN177	**1**	2:01.169	**10 Laps**	2 Laps	108.75	**2:01.169**	1

FASTEST LAP

7	Hea	Mike CANTILLON	Williams FW07C	**8**	1:53.006	116.61 mph	187.66 kph
44	Lau	Martin STRETTON	Tyrrell 012	**3**	1:54.510	115.07 mph	185.20 kph
24	Fit	Michael LYONS	McLaren M26	**2**	1:55.530	114.06 mph	183.56 kph
28	Inv	Sidney HOOLE	Ensign N173	**2**	2:14.914	97.67 mph	157.19 kph
9	Ste	Judy LYONS	Surtees TS9	**2**	2:42.706	80.99 mph	130.34 kph

***Car 16 - 30.7 second penalty applied in lieu of drive-through for jump start.**
***Car 47 - 30.7 second penalty applied in lieu of drive-through for speeding in pit lane.**
***Car 44 - 30.7 second penalty applied in lieu of drive-through for non-respect of yellow flags.**

Weather / Track : Bright / Dry

Silverstone GP
Circuit Length = 3.6604 miles
Start: 13:21 Flag 13:42 End: 13:45

Chief Steward : John Naylor	Steward : Marc Van Geel	Steward : Rod Parkin

Silverstone Classic

Sir Jackie Stewart Trophy for FIA Masters Historic Formula One

RACE 17 - CLASSIFICATION BY CLASS - FINAL

Sheet No:	Issue Time:

CLASS : HF1 - Fit

POS	NO	NAME	ENTRY	LAPS	TIME	GAP	DIFF	MPH	BEST	ON
1	24	**Michael LYONS**	McLaren M26	11	21:28.455			112.50	**1:55.530**	2
2	34	**Henry FLETCHER**	March 761	11	21:51.229	**22.774**	22.774	110.54	**1:57.199**	3
3	32	**Philip HALL**	Theodore TR1	11	22:14.740	**46.285**	23.511	108.60	**1:59.101**	6
4	61	**Jason WRIGHT**	Shadow DN8	11	22:21.531	**53.076**	6.791	108.05	**2:00.439**	4
5	21	**Mark MARTIN**	Hesketh 308C	10	20:46.670	**1 Lap**	1 Lap	105.70	**1:59.990**	5
6	22	**James HAGAN**	Hesketh 308	10	21:18.973	**1 Lap**	32.303	103.03	**2:03.513**	3
NC	75	**Gregor FISKEN**	Shadow DN5	7	14:13.385	**4 Laps**	3 Laps	108.09	**2:00.304**	5
NC	12	**Kyle TILLEY**	Ensign MN177	1	2:01.169	**10 Laps**	6 Laps	108.75	**2:01.169**	1

CLASS : HF1 - Lau

POS	NO	NAME	ENTRY	LAPS	TIME	GAP	DIFF	MPH	BEST	ON
1	44 *	**Martin STRETTON**	Tyrrell 012	11	21:51.142			110.55	**1:54.510**	3
2	16 *	**Mark HAZELL**	Williams FW08C	11	22:43.939	**52.797**	52.797	106.27	**1:59.235**	6
3	63	**Georg HALLAU**	Theodore N183	11	23:02.875	**1:11.733**	18.936	104.82	**2:03.908**	6

CLASS : HF1 - Hea

POS	NO	NAME	ENTRY	LAPS	TIME	GAP	DIFF	MPH	BEST	ON
1	77	**Steve HARTLEY**	McLaren MP4/1	11	21:04.265			114.65	**1:54.109**	5
2	7	**Mike CANTILLON**	Williams FW07C	11	21:04.647	**0.382**	0.382	114.62	**1:53.006**	8
3	37	**Christophe D'ANSEMBOURG**	Williams FW07C	11	21:25.516	**21.251**	20.869	112.76	**1:54.187**	5
4	26	**Matteo FERRER-AZA**	Ligier JS11/15	11	21:27.441	**23.176**	1.925	112.59	**1:55.614**	5
5	99	**Jamie CONSTABLE**	Tyrrell 011	11	21:36.172	**31.907**	8.731	111.83	**1:55.579**	5
6	47 *	**Antoine D'ANSEMBOURG**	Brabham BT49	11	23:06.958	**2:02.693**	1:30.786	104.51	**1:56.493**	7
7	2	**Katsuaki KUBOTA**	Lotus 91/7	10	19:35.542	**1 Lap**	1 Lap	112.09	**1:54.925**	6

CLASS : HF1 - Ste

POS	NO	NAME	ENTRY	LAPS	TIME	GAP	DIFF	MPH	BEST	ON
1	9	**Judy LYONS**	Surtees TS9	8	22:35.043			77.79	**2:42.706**	2

CLASS : HF1 - Inv

POS	NO	NAME	ENTRY	LAPS	TIME	GAP	DIFF	MPH	BEST	ON
NC	28	**Sidney HOOLE**	Ensign N173	3	7:07.356			92.50	**2:14.914**	2

FASTEST LAP

7	Hea	Mike CANTILLON	Williams FW07C - White	8	1:53.006	116.61 mph	187.66 kph
44	Lau	Martin STRETTON	Tyrrell 012 - Green	3	1:54.510	115.07 mph	185.20 kph
24	Fit	Michael LYONS	McLaren M26 - Red / White	2	1:55.530	114.06 mph	183.56 kph
28	Inv	Sidney HOOLE	Ensign N173 - Green	2	2:14.914	97.67 mph	157.19 kph
9	Ste	Judy LYONS	Surtees TS9 - Blue/White	2	2:42.706	80.99 mph	130.34 kph

***Car 16 - 30.7 second penalty applied in lieu of drive-through for jump start.**
***Car 47 - 30.7 second penalty applied in lieu of drive-through for speeding in pit lane.**
***Car 44 - 30.7 second penalty applied in lieu of drive-through for non-respect of yellow flags.**

Weather / Track : Bright / Dry

Silverstone GP
Circuit Length = 3.6604 miles
Start: 13:21 Flag 13:42 End: 13:45

Chief Steward : John Naylor	Steward : Marc Van Geel	Steward : Rod Parkin

Results can be found at www.tsl-timing.com

Printed - 14:52 Sunday, 28 July 2019

Silverstone Classic

Sir Jackie Stewart Trophy for FIA Masters Historic Formula One

RACE 17 - LAP CHART

LAP 1		@ 13:23:45.239
NO	BEHIND	LAP TIME
77		1:58.042
24	0.254	1:58.296
2	2.688	2:00.730
12	3.127	2:01.169
44	3.410	2:01.452
7	3.764	2:01.806
99	4.102	2:02.144
26	4.344	2:02.386
34	4.744	2:02.786
47	5.306	2:03.348
37	7.955	2:05.997
32	8.816	2:06.858
16	9.438	2:07.480
75	9.977	2:08.019
61	10.339	2:08.381
21	11.277	2:09.319
63	14.747	2:12.789
22	14.956	2:12.998
28	24.320	2:22.362
9	45.130	2:43.172

LAP 2		@ 13:25:40.257
NO	BEHIND	LAP TIME
77		1:55.018
24	0.766	1:55.530
44	3.220	1:54.828
7	5.248	1:56.502
2	5.599	1:57.929
99	6.710	1:57.626
26	7.593	1:58.267
34	8.433	1:58.707
47	9.181	1:58.893
37	10.013	1:57.076
32	15.156	2:01.358
16	15.436	2:01.016
61	16.271	2:00.950
75	16.877	2:01.918
21	17.455	2:01.196
63	27.222	2:07.493
22	31.288	2:11.350
28	44.216	2:14.914
9	1:32.818	2:42.706

LAP 3		@ 13:27:34.670
NO	BEHIND	LAP TIME
77		1:54.413
24	1.924	1:55.571
44	3.317	1:54.510
7	5.186	1:54.351
2	6.899	1:55.713
99	7.916	1:55.619
26	9.474	1:56.294
34	11.219	1:57.199
37	11.851	1:56.251
47	12.764	1:57.996
32	20.531	1:59.788
16	21.089	2:00.066
75	23.416	2:00.952
61	23.741	2:01.883
21	24.417	2:01.375
63	39.027	2:06.218
22	40.388	2:03.513
28	1:19.883	2:30.080 **P**

LAP 4		@ 13:29:29.015
NO	BEHIND	LAP TIME
77		1:54.345
44	3.723	1:54.751
24	4.393	1:56.814
7	4.734	1:53.893
2	8.043	1:55.489
99	9.153	1:55.582
26	10.847	1:55.718
37	13.153	1:55.647
34	15.662	1:58.788
47	16.045	1:57.626
32	26.223	2:00.037
16	26.585	1:59.841
75	29.627	2:00.556
61	29.835	2:00.439
21	30.841	2:00.769
9	1 Lap	2:51.852
63	50.714	2:06.032
22	51.078	2:05.035

LAP 5		@ 13:31:23.124
NO	BEHIND	LAP TIME
77		1:54.109
44	4.501	1:54.887
7	5.368	1:54.743
24	7.299	1:57.015
2	9.183	1:55.249
99	10.623	1:55.579
26	12.352	1:55.614
37	13.231	1:54.187
34	19.598	1:58.045
47	20.183	1:58.247
32	31.612	1:59.498
16	31.967	1:59.491
75	35.822	2:00.304
61	36.332	2:00.606
21	36.722	1:59.990
63	1:00.812	2:04.207
22	1:01.376	2:04.407
9	1 Lap	2:48.626

Silverstone GP
Circuit Length = 3.6604 miles
Start: 13:21 Flag 13:42 End: 13:45

Weather / Track : Bright / Dry

Silverstone Classic

Sir Jackie Stewart Trophy for FIA Masters Historic Formula One

RACE 17 - LAP CHART

LAP 6		@ 13:33:17.426
NO	BEHIND	LAP TIME
77		1:54.302
7	4.779	1:53.713
44	5.904	1:55.705
24	9.440	1:56.443
2	9.806	1:54.925
99	12.856	1:56.535
37	13.808	1:54.879
26	15.265	1:57.215
47	24.032	1:58.151
34	24.434	1:59.138
32	36.411	1:59.101
16	36.900	1:59.235
75	42.256	2:00.736
61	42.649	2:00.619
21	43.182	2:00.762
63	1:10.418	2:03.908
22	1:13.263	2:06.189

LAP 7		@ 13:35:12.686
NO	BEHIND	LAP TIME
77		1:55.260
7	3.219	1:53.700
44	7.221	1:56.577
24	11.825	1:57.645
2	12.281	1:57.735
37	13.121	1:54.573
99	14.969	1:57.373
26	15.928	1:55.923
47	25.265	1:56.493
34	28.193	1:59.019
9	2 Laps	2:52.955
32	42.988	2:01.837
16	43.467	2:01.827
75	47.896	2:00.900
61	48.193	2:00.804
21	49.809	2:01.887
63	1:19.072	2:03.914
22	1:23.856	2:05.853

LAP 8		@ 13:37:07.735
NO	BEHIND	LAP TIME
77		1:55.049
7	1.176	1:53.006
44	8.156	1:55.984
24	14.241	1:57.465
37	14.397	1:56.325
99	15.899	1:55.979
2	16.696	1:59.464
26	17.451	1:56.572
34	31.925	1:58.781
47	33.239	2:03.023 **P**
32	49.168	2:01.229
16	49.458	2:01.040
61	54.966	2:01.822
21	55.344	2:00.584
63	1:28.542	2:04.519
9	2 Laps	2:51.833
22	1:35.233	2:06.426

LAP 9		@ 13:39:02.268
NO	BEHIND	LAP TIME
77		1:54.533
7	0.518	1:53.875
44	10.289	1:56.666
37	16.128	1:56.264
24	17.472	1:57.764
99	18.262	1:56.896
26	20.052	1:57.134
2	20.933	1:58.770
34	36.268	1:58.876
32	55.554	2:00.919
16	55.742	2:00.817
61	1:02.191	2:01.758
21	1:16.101	2:15.290
47	1:26.254	2:47.548
63	1:38.992	2:04.983
22	1:50.538	2:09.838

LAP 10		@ 13:40:56.648
NO	BEHIND	LAP TIME
77		1:54.380
7	0.595	1:54.457
44	14.007	1:58.098
37	18.628	1:56.880
24	20.493	1:57.401
26	21.292	1:55.620
99	22.850	1:58.968
2	26.091	1:59.538
9	3 Laps	2:53.955
34	41.565	1:59.677
32	1:02.680	2:01.506
16	1:02.853	2:01.491
61	1:10.678	2:02.867
47	1:29.644	1:57.770
21	1:37.219	2:15.498 **P**
63	1:49.027	2:04.415

Silverstone GP
Circuit Length = 3.6604 miles
Start: 13:21 Flag 13:42 End: 13:45

Weather / Track : Bright / Dry

Silverstone Classic

Sir Jackie Stewart Trophy for FIA Masters Historic Formula One

RACE 17 - LAP CHART

LAP 11	@ 13:42:51.462	
NO	BEHIND	LAP TIME
77		1:54.814
7	0.382	1:54.601
22	1 Lap	2:13.364
44	16.177	1:56.984
37	21.251	1:57.437
26	23.176	1:56.698
24	24.190	1:58.511
99	31.907	2:03.871
34	46.964	2:00.213
16	1:08.974	2:00.935
32	1:10.475	2:02.609
61	1:17.266	2:01.402
9	3 Laps	2:49.944
47	1:31.993	1:57.163
63	1:58.610	2:04.397

Weather / Track : Bright / Dry

Silverstone GP
Circuit Length = 3.6604 miles
Start: 13:21 Flag 13:42 End: 13:45

Silverstone Classic

Sir Jackie Stewart Trophy for FIA Masters Historic Formula One

RACE 17 - SECTOR ANALYSIS

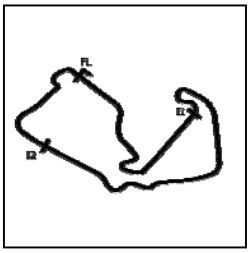

SECTOR 1 = FL to I1, SECTOR 2 = I1 to I2, SECTOR 3 = I2 to FL, DIFF = Difference To Personal Best Lap, P = Crossed Finish Line in Pit Lane, D = Time Disallowed

P1 77 Hea Steve HARTLEY — McLaren MP4/1

IDEAL LAP TIME : 1:53.827 BEST LAP TIME : 1:54.109 DIFFERENCE : 0.282

LAP	SECTOR 1		SECTOR 2		SECTOR 3		LAP TIME	MPH	DIFF	TIME OF DAY
1 -		151.1	56.366	156.4	24.696		1:58.042	111.63	3.933	13:23:45.239
2 -	35.070	150.4	55.865	156.4	24.083		1:55.018	114.57	0.909	13:25:40.257
3 -	34.592	150.4	55.661		24.160		1:54.413	115.17	0.304	13:27:34.670
4 -	***34.471***	151.4	55.652		24.222		1:54.345 (3)	115.24	0.236	13:29:29.015
5 -	34.580	152.5	55.721	156.4	***23.808***		***1:54.109*** (1)	***115.48***		***13:31:23.124***
6 -	34.723	152.1	***55.548***	157.1	24.031		1:54.302 (2)	115.28	0.193	13:33:17.426
7 -	34.791	***152.8***	56.025		24.444		1:55.260	114.33	1.151	13:35:12.686
8 -	34.939	152.5	55.743	157.5	24.367	115.7	1:55.049	114.54	0.940	13:37:07.735
9 -	34.982	151.8	55.629	***157.9***	23.922	***120.2***	1:54.533	115.05	0.424	13:39:02.268
10 -	34.673	***152.8***	55.876	157.5	23.831		1:54.380	115.21	0.271	13:40:56.648
11 -	34.847	152.5	55.641	***157.9***	24.326		1:54.814	114.77	0.705	13:42:51.462

P2 7 Hea Mike CANTILLON — Williams FW07C

IDEAL LAP TIME : 1:52.997 BEST LAP TIME : 1:53.006 DIFFERENCE : 0.009

LAP	SECTOR 1		SECTOR 2		SECTOR 3		LAP TIME	MPH	DIFF	TIME OF DAY
1 -		151.4	57.187	158.2	25.974	121.3	2:01.806	108.18	8.800	13:23:49.003
2 -	35.807	151.1	55.980	160.1	24.715	115.9	1:56.502	113.11	3.496	13:25:45.505
3 -	34.902	152.8	55.274	159.4	24.175	120.6	1:54.351	115.23	1.345	13:27:39.856
4 -	***34.254***	***154.9***	55.442	160.1	24.197	120.0	1:53.893	115.70	0.887	13:29:33.749
5 -	35.408	***154.9***	55.401	159.7	23.934	123.1	1:54.743	114.84	1.737	13:31:28.492
6 -	34.302	***154.9***	55.424	159.7	23.987	122.4	1:53.713 (3)	115.88	0.707	13:33:22.205
7 -	34.261	153.9	55.398	159.4	24.041	122.6	1:53.700 (2)	115.89	0.694	13:35:15.905
8 -	34.263	154.2	***54.913***	160.5	***23.830***	122.4	***1:53.006*** (1)	***116.61***		***13:37:08.911***
9 -	34.640	***154.9***	55.203	160.9	24.032	120.4	1:53.875	115.72	0.869	13:39:02.786
10 -	34.494	154.6	55.647	***162.4***	24.316	***123.3***	1:54.457	115.13	1.451	13:40:57.243
11 -	34.616	***154.9***	55.534	160.9	24.451	122.6	1:54.601	114.98	1.595	13:42:51.844

P3 44 Lau Martin STRETTON — Tyrrell 012

IDEAL LAP TIME : 1:53.874 BEST LAP TIME : 1:54.510 DIFFERENCE : 0.636

LAP	SECTOR 1		SECTOR 2		SECTOR 3		LAP TIME	MPH	DIFF	TIME OF DAY
1 -		149.7	57.269	155.3	25.345	122.9	2:01.452	108.50	6.942	13:23:48.649
2 -	35.203	149.1	55.745	153.5	***23.880***	122.0	1:54.828 (3)	114.76	0.318	13:25:43.477
3 -	34.979	148.1	***55.305***	***155.7***	24.226	122.6	***1:54.510*** (1)	***115.07***		***13:27:37.987***
4 -	***34.689***	150.4	55.626	154.9	24.436	121.1	1:54.751 (2)	114.83	0.241	13:29:32.738
5 -	34.837	***151.4***	55.704	152.8	24.346	120.9	1:54.887	114.70	0.377	13:31:27.625
6 -	34.715	150.4	56.743	153.9	24.247	119.8	1:55.705	113.89	1.195	13:33:23.330
7 -	35.471	149.4	56.544	154.2	24.562	121.5	1:56.577	113.03	2.067	13:35:19.907
8 -	35.419	148.7	56.205	155.3	24.360	***123.1***	1:55.984	113.61	1.474	13:37:15.891
9 -	35.220	148.4	56.511	154.9	24.935	118.7	1:56.666	112.95	2.156	13:39:12.557
10 -	35.540	149.1	57.619	154.2	24.939	120.9	1:58.098	111.58	3.588	13:41:10.655
11 -	35.566	148.1	56.611	154.2	24.807	119.4	1:56.984	112.64	2.474	13:43:07.639

P4 37 Hea Christophe D'ANSEMBOURG — Williams FW07C

IDEAL LAP TIME : 1:54.061 BEST LAP TIME : 1:54.187 DIFFERENCE : 0.126

LAP	SECTOR 1		SECTOR 2		SECTOR 3		LAP TIME	MPH	DIFF	TIME OF DAY
1 -		151.8	58.285	158.2	25.163	119.4	2:05.997	104.58	11.810	13:23:53.194
2 -	35.525	152.8	56.632	159.0	24.919	122.4	1:57.076	112.55	2.889	13:25:50.270
3 -	35.083	156.4	56.554	159.0	24.614	123.1	1:56.251	113.35	2.064	13:27:46.521
4 -	34.954	155.3	56.236	158.2	24.457	124.5	1:55.647	113.94	1.460	13:29:42.168
5 -	***34.443***	155.7	***55.505***	158.6	24.239	123.8	***1:54.187*** (1)	***115.40***		***13:31:36.355***
6 -	34.897	154.6	55.706	***161.3***	24.276	124.0	1:54.879 (3)	114.71	0.692	13:33:31.234
7 -	34.645	***157.9***	55.815	159.0	***24.113***	***124.7***	1:54.573 (2)	115.01	0.386	13:35:25.807
8 -	34.785	156.0	57.005	160.5	24.535	122.2	1:56.325	113.28	2.138	13:37:22.132
9 -	35.358	154.6	56.442	159.7	24.464	122.9	1:56.264	113.34	2.077	13:39:18.396
10 -	35.150	154.9	56.899	159.0	24.831	122.4	1:56.880	112.74	2.693	13:41:15.276
11 -	35.320	154.2	56.997	158.6	25.120	122.0	1:57.437	112.21	3.250	13:43:12.713

Weather / Track : Bright / Dry

Silverstone GP
Circuit Length = 3.6604 miles
Start: 13:21 Flag 13:42 End: 13:45

Silverstone Classic

Sir Jackie Stewart Trophy for FIA Masters Historic Formula One

RACE 17 - SECTOR ANALYSIS

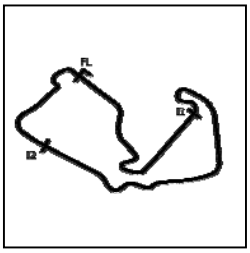

SECTOR 1 = FL to I1, SECTOR 2 = I1 to I2, SECTOR 3 = I2 to FL, DIFF = Difference To Personal Best Lap, P = Crossed Finish Line in Pit Lane, D = Time Disallowed

P5 26 Hea Matteo FERRER-AZA — Ligier JS11/15

IDEAL LAP TIME : 1:55.283 BEST LAP TIME : 1:55.614 DIFFERENCE : 0.331

LAP	SECTOR 1		SECTOR 2		SECTOR 3		LAP TIME	MPH	DIFF	TIME OF DAY
1 -		160.1	57.413	***159.0***	25.586	117.9	2:02.386	107.67	6.772	13:23:49.583
2 -	35.623	***163.6***	57.893	156.0	24.751	119.1	1:58.267	111.42	2.653	13:25:47.850
3 -	35.143	148.7	56.753	150.8	24.398	120.2	1:56.294	113.31	0.680	13:27:44.144
4 -	35.114	150.8	56.303	151.1	***24.301***	118.9	1:55.718 **(3)**	113.87	0.104	13:29:39.862
5 -	***34.980***	151.4	56.154	151.1	24.480	121.1	***1:55.614*** **(1)**	***113.98***		***13:31:35.476***
6 -	36.138	152.5	56.759	154.9	24.318	***121.5***	1:57.215	112.42	1.601	13:33:32.691
7 -	35.197	149.7	56.313	153.9	24.413	121.3	1:55.923	113.67	0.309	13:35:28.614
8 -	35.420	152.1	56.825	154.6	24.327	120.9	1:56.572	113.04	0.958	13:37:25.186
9 -	35.467	150.1	56.665	154.9	25.002	118.9	1:57.134	112.50	1.520	13:39:22.320
10 -	35.230	150.1	***56.002***	156.0	24.388	120.6	1:55.620 **(2)**	113.97	0.006	13:41:17.940
11 -	35.549	154.2	56.830	147.4	24.319	120.0	1:56.698	112.92	1.084	13:43:14.638

P6 24 Fit Michael LYONS — McLaren M26

IDEAL LAP TIME : 1:54.929 BEST LAP TIME : 1:55.530 DIFFERENCE : 0.601

LAP	SECTOR 1		SECTOR 2		SECTOR 3		LAP TIME	MPH	DIFF	TIME OF DAY
1 -		***154.6***	56.265	156.7	***24.074***	***121.1***	1:58.296	111.39	2.766	13:23:45.493
2 -	35.380	152.1	***55.959***	156.7	24.191	***121.1***	***1:55.530*** **(1)**	***114.06***		***13:25:41.023***
3 -	***34.896***	151.8	56.249	156.7	24.426	119.1	1:55.571 **(2)**	114.02	0.041	13:27:36.594
4 -	35.198	152.5	56.261	156.4	25.355	117.9	1:56.814	112.81	1.284	13:29:33.408
5 -	35.710	153.2	56.750	157.5	24.555	118.1	1:57.015	112.61	1.485	13:31:30.423
6 -	35.636	152.1	56.261	156.7	24.546	116.9	1:56.443 **(3)**	113.16	0.913	13:33:26.866
7 -	35.948	152.1	57.066	157.1	24.631	117.9	1:57.645	112.01	2.115	13:35:24.511
8 -	35.710	152.1	56.986	157.5	24.769	116.9	1:57.465	112.18	1.935	13:37:21.976
9 -	36.454	152.8	56.551	***158.6***	24.759	116.5	1:57.764	111.90	2.234	13:39:19.740
10 -	35.644	153.5	57.015	156.0	24.742	118.3	1:57.401	112.24	1.871	13:41:17.141
11 -	36.168	152.1	57.302	***158.6***	25.041	115.5	1:58.511	111.19	2.981	13:43:15.652

P7 99 Hea Jamie CONSTABLE — Tyrrell 011

IDEAL LAP TIME : 1:55.277 BEST LAP TIME : 1:55.579 DIFFERENCE : 0.302

LAP	SECTOR 1		SECTOR 2		SECTOR 3		LAP TIME	MPH	DIFF	TIME OF DAY
1 -		150.8	57.816	156.4	25.776	117.9	2:02.144	107.88	6.565	13:23:49.341
2 -	35.741	151.8	57.769	153.5	***24.116***	116.9	1:57.626	112.03	2.047	13:25:46.967
3 -	35.394	152.1	55.954	156.7	24.271	117.1	1:55.619 **(3)**	113.97	0.040	13:27:42.586
4 -	***35.265***	150.8	***55.896***	157.9	24.421	***119.1***	1:55.582 **(2)**	114.01	0.003	13:29:38.168
5 -	35.298	***152.8***	55.919	157.9	24.362	117.3	***1:55.579*** **(1)**	***114.01***		***13:31:33.747***
6 -	35.566	151.8	56.572	157.1	24.397	116.7	1:56.535	113.08	0.956	13:33:30.282
7 -	35.521	151.8	57.541	156.4	24.311	116.7	1:57.373	112.27	1.794	13:35:27.655
8 -	35.539	151.1	55.939	156.4	24.501	117.1	1:55.979	113.62	0.400	13:37:23.634
9 -	35.658	151.1	56.740	***159.0***	24.498	116.3	1:56.896	112.73	1.317	13:39:20.530
10 -	35.559	151.1	56.769	157.9	26.640	112.5	1:58.968	110.76	3.389	13:41:19.498
11 -	37.168	149.7	1:00.051	155.7	26.652	106.0	2:03.871	106.38	8.292	13:43:23.369

P8 34 Fit Henry FLETCHER — March 761

IDEAL LAP TIME : 1:57.168 BEST LAP TIME : 1:57.199 DIFFERENCE : 0.031

LAP	SECTOR 1		SECTOR 2		SECTOR 3		LAP TIME	MPH	DIFF	TIME OF DAY
1 -		***157.1***	57.265	***161.7***	25.608	113.7	2:02.786	107.32	5.587	13:23:49.983
2 -	***35.593***	149.7	58.057	159.4	25.057	116.7	1:58.707 **(3)**	111.01	1.508	13:25:48.690
3 -	35.624	154.9	***56.953***	159.0	***24.622***	***117.1***	***1:57.199*** **(1)**	***112.43***		***13:27:45.889***
4 -	35.913	148.7	57.621	158.6	25.254	116.9	1:58.788	110.93	1.589	13:29:44.677
5 -	35.731	153.9	57.084	158.6	25.230	116.5	1:58.045 **(2)**	111.63	0.846	13:31:42.722
6 -	35.806	153.2	57.471	157.5	25.861	116.7	1:59.138	110.60	1.939	13:33:41.860
7 -	35.926	153.9	57.338	159.0	25.755	***117.1***	1:59.019	110.72	1.820	13:35:40.879
8 -	36.189	153.2	57.396	159.0	25.196	116.7	1:58.781	110.94	1.582	13:37:39.660
9 -	36.119	153.5	57.484	159.4	25.273	***117.1***	1:58.876	110.85	1.677	13:39:38.536
10 -	36.361	154.2	57.881	159.0	25.435	114.5	1:59.677	110.11	2.478	13:41:38.213
11 -	36.766	152.8	57.931	159.0	25.516	116.1	2:00.213	109.62	3.014	13:43:38.426

Weather / Track : Bright / Dry

Silverstone GP
Circuit Length = 3.6604 miles
Start: 13:21 Flag 13:42 End: 13:45

Silverstone Classic

Sir Jackie Stewart Trophy for FIA Masters Historic Formula One

RACE 17 - SECTOR ANALYSIS

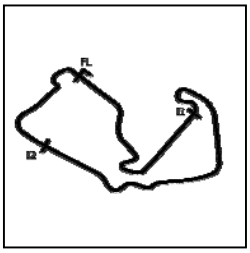

SECTOR 1 = FL to I1, SECTOR 2 = I1 to I2, SECTOR 3 = I2 to FL, DIFF = Difference To Personal Best Lap, P = Crossed Finish Line in Pit Lane, D = Time Disallowed

P9 16 Lau Mark HAZELL — Williams FW08C

IDEAL LAP TIME : 1:59.115 BEST LAP TIME : 1:59.235 DIFFERENCE : 0.120

LAP	SECTOR 1		SECTOR 2		SECTOR 3		LAP TIME		MPH	DIFF	TIME OF DAY
1 -		144.0	59.673	***151.4***	25.570	***117.5***	2:07.480		103.37	8.245	13:23:54.677
2 -	36.484	145.2	58.810	149.1	25.722	112.0	2:01.016		108.89	1.781	13:25:55.693
3 -	36.552	144.6	58.289	149.7	25.225	116.5	2:00.066		109.75	0.831	13:27:55.759
4 -	***36.089***	***146.2***	58.436	150.4	25.316	117.1	1:59.841	**(3)**	109.96	0.606	13:29:55.600
5 -	36.150	143.3	58.438	149.4	24.903	115.3	1:59.491	**(2)**	110.28	0.256	13:31:55.091
6 -	36.194	143.7	***58.142***	149.1	24.899	117.3	***1:59.235***	**(1)**	***110.51***		***13:33:54.326***
7 -	37.460	142.1	59.456	149.4	24.911	116.9	2:01.827		108.16	2.592	13:35:56.153
8 -	36.536	143.0	59.620	149.7	***24.884***	113.9	2:01.040		108.87	1.805	13:37:57.193
9 -	36.760	144.6	58.489	150.8	25.568	110.3	2:00.817		109.07	1.582	13:39:58.010
10 -	37.227	144.6	58.804	150.4	25.460	110.5	2:01.491		108.46	2.256	13:41:59.501
11 -	37.296	142.1	58.619	148.4	25.020	116.5	2:00.935		108.96	1.700	13:44:00.436

P10 32 Fit Philip HALL — Theodore TR1

IDEAL LAP TIME : 1:58.995 BEST LAP TIME : 1:59.101 DIFFERENCE : 0.106

LAP	SECTOR 1		SECTOR 2		SECTOR 3		LAP TIME		MPH	DIFF	TIME OF DAY
1 -		***151.1***	59.363	154.6	26.062	112.5	2:06.858		103.87	7.757	13:23:54.055
2 -	36.398	149.7	59.300	149.1	25.660	113.5	2:01.358		108.58	2.257	13:25:55.413
3 -	***35.937***	149.7	58.631	155.3	25.220	114.1	1:59.788	**(3)**	110.00	0.687	13:27:55.201
4 -	36.036	150.1	58.550	154.6	25.451	***114.7***	2:00.037		109.78	0.936	13:29:55.238
5 -	36.030	149.1	58.338	153.2	25.130	114.1	1:59.498	**(2)**	110.27	0.397	13:31:54.736
6 -	36.043	149.7	***57.987***	153.5	***25.071***	114.5	***1:59.101***	**(1)**	***110.64***		***13:33:53.837***
7 -	37.970	147.1	58.667	***155.7***	25.200	113.9	2:01.837		108.15	2.736	13:35:55.674
8 -	37.118	149.4	58.700	***155.7***	25.411	114.1	2:01.229		108.70	2.128	13:37:56.903
9 -	36.463	150.4	58.635	***155.7***	25.821	111.6	2:00.919		108.98	1.818	13:39:57.822
10 -	36.798	149.4	59.072	154.6	25.636	110.1	2:01.506		108.45	2.405	13:41:59.328
11 -	37.623	146.2	59.392	154.9	25.594	110.0	2:02.609		107.47	3.508	13:44:01.937

P11 61 Fit Jason WRIGHT — Shadow DN8

IDEAL LAP TIME : 1:59.597 BEST LAP TIME : 2:00.439 DIFFERENCE : 0.842

LAP	SECTOR 1		SECTOR 2		SECTOR 3		LAP TIME		MPH	DIFF	TIME OF DAY
1 -		***148.7***	59.442	154.6	25.786	***120.2***	2:08.381		102.64	7.942	13:23:55.578
2 -	36.528	146.2	58.336	***156.4***	26.086	119.1	2:00.950		108.95	0.511	13:25:56.528
3 -	37.024	148.1	59.567	154.6	***25.292***	118.9	2:01.883		108.11	1.444	13:27:58.411
4 -	36.803	148.4	58.084	155.3	25.552	118.9	***2:00.439***	**(1)**	***109.41***		***13:29:58.850***
5 -	36.790	148.1	***57.814***	156.0	26.002	118.9	2:00.606	**(2)**	109.26	0.167	13:31:59.456
6 -	***36.491***	147.1	58.381	156.0	25.747	118.5	2:00.619	**(3)**	109.25	0.180	13:34:00.075
7 -	37.127	146.5	57.847	155.3	25.830	118.7	2:00.804		109.08	0.365	13:36:00.879
8 -	37.137	145.8	59.008	154.9	25.677	111.8	2:01.822		108.17	1.383	13:38:02.701
9 -	37.204	146.8	58.632	154.2	25.922	93.8	2:01.758		108.22	1.319	13:40:04.459
10 -	38.326	145.5	59.069	154.2	25.472	117.1	2:02.867		107.25	2.428	13:42:07.326
11 -	36.870	146.2	59.029	154.6	25.503	116.3	2:01.402		108.54	0.963	13:44:08.728

P12 47 Hea Antoine D'ANSEMBOURG — Brabham BT49

IDEAL LAP TIME : 1:55.124 BEST LAP TIME : 1:56.493 DIFFERENCE : 1.369

LAP	SECTOR 1		SECTOR 2		SECTOR 3		LAP TIME		MPH	DIFF	TIME OF DAY
1 -		152.1	57.335	158.6	25.409	121.7	2:03.348		106.83	6.855	13:23:50.545
2 -	36.137	152.1	57.156	159.4	25.600	122.4	1:58.893		110.83	2.400	13:25:49.438
3 -	35.732	151.4	56.980	149.1	25.284	122.4	1:57.996		111.67	1.503	13:27:47.434
4 -	***34.824***	***157.9***	57.334	150.1	25.468	122.2	1:57.626	**(3)**	112.03	1.133	13:29:45.060
5 -	36.094	155.3	56.795	153.2	25.358	122.6	1:58.247		111.44	1.754	13:31:43.307
6 -	36.222	155.3	56.435	160.9	25.494	122.4	1:58.151		111.53	1.658	13:33:41.458
7 -	35.195	154.9	***55.491***	160.5	25.807	***122.9***	***1:56.493***	**(1)**	***113.12***		***13:35:37.951***
8 -	37.560	153.2	56.787	159.4	IN PIT		2:03.023	**P**	107.11	6.530	13:37:40.974
9 -	OUTLAP	153.5	56.447	160.9	24.867	120.2	2:47.548		78.65	51.055	13:40:28.522
10 -	35.625	153.5	57.336	160.1	***24.809***	120.4	1:57.770		111.89	1.277	13:42:26.292
11 -	36.306	153.9	55.844	***161.3***	25.013	121.7	1:57.163	**(2)**	112.47	0.670	13:44:23.455

Silverstone GP
Circuit Length = 3.6604 miles
Start: 13:21 Flag 13:42 End: 13:45

Weather / Track : Bright / Dry

Silverstone Classic

Sir Jackie Stewart Trophy for FIA Masters Historic Formula One

RACE 17 - SECTOR ANALYSIS

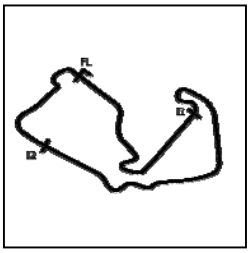

SECTOR 1 = FL to I1, SECTOR 2 = I1 to I2, SECTOR 3 = I2 to FL, DIFF = Difference To Personal Best Lap, P = Crossed Finish Line in Pit Lane, D = Time Disallowed

P13 63 Lau Georg HALLAU — Theodore N183

IDEAL LAP TIME : 2:03.505 BEST LAP TIME : 2:03.908 DIFFERENCE : 0.403

LAP	SECTOR 1		SECTOR 2		SECTOR 3		LAP TIME		MPH	DIFF	TIME OF DAY
1 -		136.1	1:00.742	148.4	26.969	110.0	2:12.789		99.23	8.881	13:23:59.986
2 -	39.303	139.5	1:01.417	148.7	26.773	113.1	2:07.493		103.36	3.585	13:26:07.479
3 -	38.414	146.2	1:01.009	150.1	26.795	113.7	2:06.218		104.40	2.310	13:28:13.697
4 -	38.263	143.3	1:01.282	149.4	26.487	112.4	2:06.032		104.55	2.124	13:30:19.729
5 -	37.201	143.3	1:00.684	149.7	26.322	114.1	2:04.207	(3)	106.09	0.299	13:32:23.936
6 -	***37.154***	143.0	1:00.623	149.4	***26.131***	112.9	***2:03.908***	**(1)**	***106.35***		***13:34:27.844***
7 -	37.179	144.0	***1:00.220***	151.1	26.515	112.2	2:03.914	(2)	106.34	0.006	13:36:31.758
8 -	37.514	143.7	1:00.258	150.1	26.747	105.6	2:04.519		105.82	0.611	13:38:36.277
9 -	37.976	***146.8***	1:00.407	150.8	26.600	113.1	2:04.983		105.43	1.075	13:40:41.260
10 -	37.384	143.0	1:00.348	150.1	26.683	110.9	2:04.415		105.91	0.507	13:42:45.675
11 -	37.339	146.5	1:00.347	***151.4***	26.711	***114.3***	2:04.397		105.93	0.489	13:44:50.072

P14 2 Hea Katsuaki KUBOTA — Lotus 91/7

IDEAL LAP TIME : 1:54.326 BEST LAP TIME : 1:54.925 DIFFERENCE : 0.599

LAP	SECTOR 1		SECTOR 2		SECTOR 3		LAP TIME		MPH	DIFF	TIME OF DAY
1 -		152.1	57.857	157.1	25.091	120.2	2:00.730		109.15	5.805	13:23:47.927
2 -	35.410	151.4	57.069	155.3	25.450	108.7	1:57.929		111.74	3.004	13:25:45.856
3 -	35.141	153.5	56.219	157.9	24.353	119.8	1:55.713		113.88	0.788	13:27:41.569
4 -	34.745	154.2	56.617	156.7	***24.127***	***122.6***	1:55.489	(3)	114.10	0.564	13:29:37.058
5 -	***34.686***	155.3	56.069	157.5	24.494	120.4	1:55.249	(2)	114.34	0.324	13:31:32.307
6 -	34.843	155.7	***55.513***	***162.0***	24.569	122.2	***1:54.925***	**(1)**	***114.66***		***13:33:27.232***
7 -	35.820	***156.4***	57.116	160.5	24.799	121.1	1:57.735		111.92	2.810	13:35:24.967
8 -	38.465	156.0	56.251	160.5	24.748	115.7	1:59.464		110.30	4.539	13:37:24.431
9 -	34.935	156.0	57.955	161.7	25.880	114.1	1:58.770		110.95	3.845	13:39:23.201
10 -	35.013	156.0	59.904	157.1	24.621	120.9	1:59.538		110.23	4.613	13:41:22.739

P15 21 Fit Mark MARTIN — Hesketh 308C

IDEAL LAP TIME : 1:59.465 BEST LAP TIME : 1:59.990 DIFFERENCE : 0.525

LAP	SECTOR 1		SECTOR 2		SECTOR 3		LAP TIME		MPH	DIFF	TIME OF DAY
1 -		151.1	59.485	156.7	25.652	114.5	2:09.319		101.90	9.329	13:23:56.516
2 -	36.622	152.1	58.085	157.9	26.489	109.1	2:01.196		108.73	1.206	13:25:57.712
3 -	36.749	***154.9***	59.085	***158.2***	25.541	113.9	2:01.375		108.57	1.385	13:27:59.087
4 -	36.773	***154.9***	58.185	157.1	25.811	113.5	2:00.769		109.11	0.779	13:29:59.856
5 -	36.420	154.6	***57.687***	***158.2***	25.883	109.8	***1:59.990***	**(1)**	***109.82***		***13:31:59.846***
6 -	***36.310***	153.5	58.529	***158.2***	25.923	111.1	2:00.762	(3)	109.12	0.772	13:34:00.608
7 -	37.801	148.4	58.618	157.9	***25.468***	113.9	2:01.887		108.11	1.897	13:36:02.495
8 -	36.784	151.8	58.263	157.9	25.537	***114.9***	2:00.584	(2)	109.28	0.594	13:38:03.079
9 -	50.176	145.5	59.302	152.8	25.812	109.6	2:15.290		97.40	15.300	13:40:18.369
10 -	38.644	144.9	1:05.160	103.0	IN PIT		2:15.498	**P**	97.25	15.508	13:42:33.867

P16 22 Fit James HAGAN — Hesketh 308

IDEAL LAP TIME : 2:02.945 BEST LAP TIME : 2:03.513 DIFFERENCE : 0.568

LAP	SECTOR 1		SECTOR 2		SECTOR 3		LAP TIME		MPH	DIFF	TIME OF DAY
1 -		145.5	1:01.441	157.1	26.260	109.8	2:12.998		99.08	9.485	13:24:00.195
2 -	44.958	148.4	1:00.395	157.1	***25.997***	108.7	2:11.350		100.32	7.837	13:26:11.545
3 -	37.775	149.7	***59.699***	159.0	26.039	107.3	***2:03.513***	**(1)**	***106.69***		***13:28:15.058***
4 -	37.462	149.4	1:00.896	***160.5***	26.677	108.9	2:05.035	(3)	105.39	1.522	13:30:20.093
5 -	***37.249***	147.4	1:01.045	158.6	26.113	***110.5***	2:04.407	(2)	105.92	0.894	13:32:24.500
6 -	37.617	***152.5***	1:01.848	158.6	26.724	108.5	2:06.189		104.42	2.676	13:34:30.689
7 -	37.660	152.1	1:01.526	157.9	26.667	110.3	2:05.853		104.70	2.340	13:36:36.542
8 -	38.303	151.1	1:01.323	159.0	26.800	107.8	2:06.426		104.23	2.913	13:38:42.968
9 -	39.789	147.4	1:02.010	159.7	28.039	102.6	2:09.838		101.49	6.325	13:40:52.806
10 -	43.210	140.6	1:02.147	155.7	28.007	104.3	2:13.364		98.81	9.851	13:43:06.170

Weather / Track : Bright / Dry

Silverstone GP
Circuit Length = 3.6604 miles
Start: 13:21 Flag 13:42 End: 13:45

Silverstone Classic

Sir Jackie Stewart Trophy for FIA Masters Historic Formula One

RACE 17 - SECTOR ANALYSIS

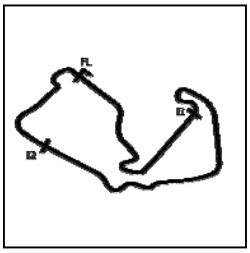

SECTOR 1 = FL to I1, SECTOR 2 = I1 to I2, SECTOR 3 = I2 to FL, DIFF = Difference To Personal Best Lap, P = Crossed Finish Line in Pit Lane, D = Time Disallowed

P17 9 Ste Judy LYONS — Surtees TS9

IDEAL LAP TIME : 2:37.898 BEST LAP TIME : 2:42.706 DIFFERENCE : 4.808

LAP	SECTOR 1		SECTOR 2		SECTOR 3		LAP TIME		MPH	DIFF	TIME OF DAY
1 -		114.3	***1:16.416***	***116.3***	***34.141***	***89.1***	2:43.172	**(2)**	80.75	0.466	13:24:30.369
2 -	***47.341***	106.3	1:19.579	114.3	35.786	75.9	***2:42.706***	**(1)**	***80.99***		***13:27:13.075***
3 -	49.036	***116.1***	1:24.735	110.0	38.081	83.9	2:51.852		76.68	9.146	13:30:04.927
4 -	49.399	103.2	1:23.875	112.2	35.352	78.4	2:48.626	**(3)**	78.14	5.920	13:32:53.553
5 -	49.359	113.7	1:27.124	110.5	36.472	79.7	2:52.955		76.19	10.249	13:35:46.508
6 -	52.347	98.6	1:23.958	112.0	35.528	74.8	2:51.833		76.68	9.127	13:38:38.341
7 -	51.574	114.3	1:26.387	107.3	35.994	78.2	2:53.955		75.75	11.249	13:41:32.296
8 -	50.142	111.1	1:24.302	110.3	35.500	75.4	2:49.944		77.54	7.238	13:44:22.240

P18 75 Fit Gregor FISKEN — Shadow DN5

IDEAL LAP TIME : 2:00.058 BEST LAP TIME : 2:00.304 DIFFERENCE : 0.246

LAP	SECTOR 1		SECTOR 2		SECTOR 3		LAP TIME		MPH	DIFF	TIME OF DAY
1 -		145.2	59.384	156.7	25.997	***115.3***	2:08.019		102.93	7.715	13:23:55.216
2 -	***36.340***	***152.8***	58.518	***158.2***	27.060	113.3	2:01.918		108.08	1.614	13:25:57.134
3 -	36.591	152.5	58.597	***158.2***	***25.764***	114.3	2:00.952		108.95	0.648	13:27:58.086
4 -	36.761	***152.8***	***57.954***	156.4	25.841	113.1	2:00.556	**(2)**	109.30	0.252	13:29:58.642
5 -	36.400	151.8	58.030	157.1	25.874	112.2	***2:00.304***	**(1)**	***109.53***		***13:31:58.946***
6 -	36.354	151.4	58.402	157.1	25.980	109.8	2:00.736	**(3)**	109.14	0.432	13:33:59.682
7 -	36.678	151.8	58.208	157.5	26.014	110.3	2:00.900		108.99	0.596	13:36:00.582

P19 28 Inv Sidney HOOLE — Ensign N173

IDEAL LAP TIME : 2:14.914 BEST LAP TIME : 2:14.914 DIFFERENCE : 0.000

LAP	SECTOR 1		SECTOR 2		SECTOR 3		LAP TIME		MPH	DIFF	TIME OF DAY
1 -		125.9	1:05.534	152.1	29.290	***102.7***	2:22.362	**(2)**	92.56	7.448	13:24:09.559
2 -	***41.025***	***138.6***	***1:04.827***	***152.8***	***29.062***	101.6	***2:14.914***	**(1)**	***97.67***		***13:26:24.473***
3 -	41.506	136.6	1:05.910	151.4	IN PIT		2:30.080	**P**	87.80	15.166	13:28:54.553

P20 12 Fit Kyle TILLEY — Ensign MN177

IDEAL LAP TIME : 2:00.143 BEST LAP TIME : 2:01.169 DIFFERENCE : 1.026

LAP	SECTOR 1		SECTOR 2		SECTOR 3		LAP TIME		MPH	DIFF	TIME OF DAY
1 -		147.8	58.984	***154.6***	***25.659***	***117.5***	***2:01.169***	**(1)**	***108.75***		***13:23:48.366***

Weather / Track : Bright / Dry

Silverstone GP
Circuit Length = 3.6604 miles
Start: 13:21 Flag 13:42 End: 13:45

Silverstone Classic

Sir Jackie Stewart Trophy for FIA Masters Historic Formula One

RACE 17 - BEST SECTORS

	SECTOR 1			SECTOR 2			SECTOR 3			IDEAL / BEST COMPARISON				
POS	NO	NAME	TIME	NO	NAME	TIME	NO	NAME	TIME	POS	NO	NAME	IDEAL	BEST	DIFF
												PERFECT LAP	1:52.975		
1	7	CANTILLON	34.254	7	CANTILLON	54.913	77	HARTLEY	23.808	1	7	CANTILLON	1:52.997	1:53.006	0.009
2	37	D'ANSEMBOURG	34.443	44	STRETTON	55.305	7	CANTILLON	23.830	2	77	HARTLEY	1:53.827	1:54.109	0.282
3	77	HARTLEY	34.471	47	D'ANSEMBOURG	55.491	44	STRETTON	23.880	3	44	STRETTON	1:53.874	1:54.510	0.636
4	2	KUBOTA	34.686	37	D'ANSEMBOURG	55.505	24	LYONS	24.074	4	37	D'ANSEMBOURG	1:54.061	1:54.187	0.126
5	44	STRETTON	34.689	2	KUBOTA	55.513	37	D'ANSEMBOURG	24.113	5	2	KUBOTA	1:54.326	1:54.925	0.599
6	47	D'ANSEMBOURG	34.824	77	HARTLEY	55.548	99	CONSTABLE	24.116	6	24	LYONS	1:54.929	1:55.530	0.601
7	24	LYONS	34.896	99	CONSTABLE	55.896	2	KUBOTA	24.127	7	47	D'ANSEMBOURG	1:55.124	1:56.493	1.369
8	26	FERRER-AZA	34.980	24	LYONS	55.959	26	FERRER-AZA	24.301	8	99	CONSTABLE	1:55.277	1:55.579	0.302
9	99	CONSTABLE	35.265	26	FERRER-AZA	56.002	34	FLETCHER	24.622	9	26	FERRER-AZA	1:55.283	1:55.614	0.331
10	34	FLETCHER	35.593	34	FLETCHER	56.953	47	D'ANSEMBOURG	24.809	10	34	FLETCHER	1:57.168	1:57.199	0.031
11	32	HALL	35.937	21	MARTIN	57.687	16	HAZELL	24.884	11	32	HALL	1:58.995	1:59.101	0.106
12	16	HAZELL	36.089	61	WRIGHT	57.814	32	HALL	25.071	12	16	HAZELL	1:59.115	1:59.235	0.120
13	21	MARTIN	36.310	75	FISKEN	57.954	61	WRIGHT	25.292	13	21	MARTIN	1:59.465	1:59.990	0.525
14	75	FISKEN	36.340	32	HALL	57.987	21	MARTIN	25.468	14	61	WRIGHT	1:59.597	2:00.439	0.842
15	12	TILLEY	36.393	12	TILLEY	58.091	12	TILLEY	25.659	15	75	FISKEN	2:00.058	2:00.304	0.246
16	61	WRIGHT	36.491	16	HAZELL	58.142	75	FISKEN	25.764	16	12	TILLEY	2:00.143	2:01.169	1.026
17	63	HALLAU	37.154	22	HAGAN	59.699	22	HAGAN	25.997	17	22	HAGAN	2:02.945	2:03.513	0.568
18	22	HAGAN	37.249	63	HALLAU	1:00.220	63	HALLAU	26.131	18	63	HALLAU	2:03.505	2:03.908	0.403
19	28	HOOLE	41.025	28	HOOLE	1:04.827	28	HOOLE	29.062	19	28	HOOLE	2:14.914	2:14.914	0.000
20	9	LYONS	47.341	9	LYONS	1:16.416	9	LYONS	34.141	20	9	LYONS	2:37.898	2:42.706	4.808

Weather / Track : Bright / Dry

Silverstone GP
Circuit Length = 3.6604 miles
Start: 13:21 Flag 13:42 End: 13:45

Results can be found at www.tsl-timing.com

Printed - 13:46 Sunday, 28 July 2019

Silverstone Classic

Sir Jackie Stewart Trophy for FIA Masters Historic Formula One

RACE 17 - BEST SPEEDS

	INTERMEDIATE 1			INTERMEDIATE 2			FINISH LINE		
POS	NO	NAME	MPH	NO	NAME	MPH	NO	NAME	MPH
1	26	FERRER-AZA	163.6	7	CANTILLON	162.4	37	D'ANSEMBOURG	124.7
2	37	D'ANSEMBOURG	157.9	2	KUBOTA	162.0	7	CANTILLON	123.3
3	47	D'ANSEMBOURG	157.9	34	FLETCHER	161.7	44	STRETTON	123.1
4	34	FLETCHER	157.1	37	D'ANSEMBOURG	161.3	47	D'ANSEMBOURG	122.9
5	2	KUBOTA	156.4	47	D'ANSEMBOURG	161.3	2	KUBOTA	122.6
6	7	CANTILLON	154.9	22	HAGAN	160.5	26	FERRER-AZA	121.5
7	21	MARTIN	154.9	26	FERRER-AZA	159.0	24	LYONS	121.1
8	24	LYONS	154.6	99	CONSTABLE	159.0	77	HARTLEY	120.2
9	77	HARTLEY	152.8	24	LYONS	158.6	61	WRIGHT	120.2
10	99	CONSTABLE	152.8	21	MARTIN	158.2	99	CONSTABLE	119.1
11	75	FISKEN	152.8	75	FISKEN	158.2	16	HAZELL	117.5
12	22	HAGAN	152.5	77	HARTLEY	157.9	12	TILLEY	117.5
13	44	STRETTON	151.4	61	WRIGHT	156.4	34	FLETCHER	117.1
14	32	HALL	151.1	44	STRETTON	155.7	75	FISKEN	115.3
15	61	WRIGHT	148.7	32	HALL	155.7	21	MARTIN	114.9
16	12	TILLEY	148.1	12	TILLEY	154.6	32	HALL	114.7
17	63	HALLAU	146.8	28	HOOLE	152.8	63	HALLAU	114.3
18	16	HAZELL	146.2	16	HAZELL	151.4	22	HAGAN	110.5
19	28	HOOLE	138.6	63	HALLAU	151.4	28	HOOLE	102.7
20	9	LYONS	116.1	9	LYONS	116.3	9	LYONS	89.1

Weather / Track : Bright / Dry

Silverstone GP
Circuit Length = 3.6604 miles
Start: 13:21 Flag 13:42 End: 13:45

Results can be found at www.tsl-timing.com

Printed - 13:46 Sunday, 28 July 2019

Silverstone Classic

Sir Jackie Stewart Trophy for FIA Masters Historic Formula One

RACE 17 - STATISTICS

Competitors Started	20
Planned Start	2019-07-28 @ 13:25:00.000
Actual Start	2019-07-28 @ 13:21:47.196
Finish Time	2019-07-28 @ 13:42:50.876
Track Length	3.6604mi.
Total Laps	192
Total Distance Covered	702.8155mi.

Session Fastest Lap History

NO	CL	NAME	LAP TIME	TIME OF DAY	LAP	VEHICLE
77	Hea	**Steve HARTLEY**	**1:58.042**	13:23:45.232	1	McLaren MP4/1
77	Hea	**Steve HARTLEY**	**1:55.018**	13:25:40.250	2	McLaren MP4/1
44	Lau	**Martin STRETTON**	**1:54.828**	13:25:43.488	2	Tyrrell 012
77	Hea	**Steve HARTLEY**	**1:54.413**	13:27:34.664	3	McLaren MP4/1
7	Hea	**Mike CANTILLON**	**1:54.351**	13:27:39.867	3	Williams FW07C
77	Hea	**Steve HARTLEY**	**1:54.345**	13:29:29.009	4	McLaren MP4/1
7	Hea	**Mike CANTILLON**	**1:53.893**	13:29:33.761	4	Williams FW07C
7	Hea	**Mike CANTILLON**	**1:53.713**	13:33:22.216	6	Williams FW07C
7	Hea	**Mike CANTILLON**	**1:53.700**	13:35:15.916	7	Williams FW07C
7	Hea	**Mike CANTILLON**	**1:53.006**	13:37:08.922	8	Williams FW07C

Session Leader History

NO	CL	NAME	FROM LAP	LAPS LED	DISTANCE	VEHICLE
77	Hea	**Steve HARTLEY**	1	11	40.26 miles	McLaren MP4/1

Flag History

TYPE	TIME OF DAY
GREEN	13:21:47.196
FINISH	13:42:50.876

Flag Statistics

TYPE	COUNT	TOTAL LAPS	TOTAL TIME
Green	1	11	23:15.289
Red	0	0	0.000
Safety Car	0	0	0.000
FCY	0	0	0.000

Silverstone GP
Circuit Length = 3.6604 miles
Start: 13:21 Flag 13:42 End: 13:45

Weather / Track : Bright / Dry

These results are provisional until the conclusion of any judicial and technical matters.

Race Director : Richard Cuene-Grandidier	Stewards : John Naylor	Timekeeper : Nicholas Palmer

Silverstone Classic

Sir Jackie Stewart Trophy for FIA Masters Historic Formula One

RACE 17 - STATISTICS

CLASS : Fit

8 Starters

Fastest Lap History

NO	NAME	LAP TIME	TIME OF DAY	LAP	VEHICLE
24	**Michael LYONS**	**1:58.296**	13:23:45.491	1	McLaren M26
24	**Michael LYONS**	**1:55.530**	13:25:41.023	2	McLaren M26

Leader History

NO	NAME	FROM LAP	LAPS LED	DISTANCE	VEHICLE
24	**Michael LYONS**	1	11	40.26 miles	McLaren M26

Silverstone GP

Weather / Track : Bright / Dry

Circuit Length = 3.6604 miles

These results are provisional until the conclusion of any judicial and technical matters.

Start: 13:21 Flag 13:42 End: 13:45

Race Director : Richard Cuene-Grandidier	Stewards : John Naylor	Timekeeper : Nicholas Palmer

Silverstone Classic

Sir Jackie Stewart Trophy for FIA Masters Historic Formula One

RACE 17 - STATISTICS

CLASS : Lau

3 Starters

Fastest Lap History

NO	NAME	LAP TIME	TIME OF DAY	LAP	VEHICLE
44	**Martin STRETTON**	**2:01.452**	13:23:48.657	1	Tyrrell 012
44	**Martin STRETTON**	**1:54.828**	13:25:43.488	2	Tyrrell 012
44	**Martin STRETTON**	**1:54.510**	13:27:37.992	3	Tyrrell 012

Leader History

NO	NAME	FROM LAP	LAPS LED	DISTANCE	VEHICLE
44	**Martin STRETTON**	1	11	40.26 miles	Tyrrell 012

Silverstone GP

Weather / Track : Bright / Dry

Circuit Length = 3.6604 miles

These results are provisional until the conclusion of any judicial and technical matters.

Start: 13:21 Flag 13:42 End: 13:45

Race Director : Richard Cuene-Grandidier	Stewards : John Naylor	Timekeeper : Nicholas Palmer

Silverstone Classic

Sir Jackie Stewart Trophy for FIA Masters Historic Formula One

RACE 17 - STATISTICS

CLASS : Hea

7 Starters

Fastest Lap History

NO	NAME	LAP TIME	TIME OF DAY	LAP	VEHICLE
77	**Steve HARTLEY**	**1:58.042**	13:23:45.232	1	McLaren MP4/1
77	**Steve HARTLEY**	**1:55.018**	13:25:40.250	2	McLaren MP4/1
77	**Steve HARTLEY**	**1:54.413**	13:27:34.664	3	McLaren MP4/1
7	**Mike CANTILLON**	**1:54.351**	13:27:39.867	3	Williams FW07C
77	**Steve HARTLEY**	**1:54.345**	13:29:29.009	4	McLaren MP4/1
7	**Mike CANTILLON**	**1:53.893**	13:29:33.761	4	Williams FW07C
7	**Mike CANTILLON**	**1:53.713**	13:33:22.216	6	Williams FW07C
7	**Mike CANTILLON**	**1:53.700**	13:35:15.916	7	Williams FW07C
7	**Mike CANTILLON**	**1:53.006**	13:37:08.922	8	Williams FW07C

Leader History

NO	NAME	FROM LAP	LAPS LED	DISTANCE	VEHICLE
77	**Steve HARTLEY**	1	11	40.26 miles	McLaren MP4/1

Silverstone GP

Weather / Track : Bright / Dry

Circuit Length = 3.6604 miles

These results are provisional until the conclusion of any judicial and technical matters.

Start: 13:21 Flag 13:42 End: 13:45

Race Director : Richard Cuene-Grandidier	Stewards : John Naylor	Timekeeper : Nicholas Palmer

Silverstone Classic

Sir Jackie Stewart Trophy for FIA Masters Historic Formula One

RACE 17 - STATISTICS

CLASS : Ste

1 Starters

Fastest Lap History

NO	NAME	LAP TIME	TIME OF DAY	LAP	VEHICLE
9	**Judy LYONS**	**2:43.172**	13:24:30.355	1	Surtees TS9
9	**Judy LYONS**	**2:42.706**	13:27:13.061	2	Surtees TS9

Leader History

NO	NAME	FROM LAP	LAPS LED	DISTANCE	VEHICLE
9	**Judy LYONS**	1	8	29.28 miles	Surtees TS9

Silverstone GP

Weather / Track : Bright / Dry

Circuit Length = 3.6604 miles

These results are provisional until the conclusion of any judicial and technical matters.

Start: 13:21 Flag 13:42 End: 13:45

Race Director : Richard Cuene-Grandidier	Stewards : John Naylor	Timekeeper : Nicholas Palmer

Silverstone Classic

Sir Jackie Stewart Trophy for FIA Masters Historic Formula One

RACE 17 - STATISTICS

CLASS : Inv

1 Starters

Fastest Lap History

NO	NAME	LAP TIME	TIME OF DAY	LAP	VEHICLE
28	**Sidney HOOLE**	**2:22.362**	13:24:09.561	1	Ensign N173
28	**Sidney HOOLE**	**2:14.914**	13:26:24.475	2	Ensign N173

Leader History

NO	NAME	FROM LAP	LAPS LED	DISTANCE	VEHICLE
28	**Sidney HOOLE**	1	3	10.98 miles	Ensign N173

Silverstone GP

Weather / Track : Bright / Dry

Circuit Length = 3.6604 miles

These results are provisional until the conclusion of any judicial and technical matters.

Start: 13:21 Flag 13:42 End: 13:45

Race Director : Richard Cuene-Grandidier	Stewards : John Naylor	Timekeeper : Nicholas Palmer

Silverstone Classic

Mini Celebration Trophy Presented By Adrian Flux

QUALIFYING - RACE 7 - CLASSIFICATION

Sheet No:	Issue Time:

POS	NO	NAME	ENTRY	TIME	ON	LAPS	GAP	DIFF	MPH
1	20	Endaf OWENS	Austin Mini Cooper S	2:39.697	5	6			82.51
2	76	Adam MORGAN	Morris Mini Cooper S	2:39.744	5	6	0.047	0.047	82.49
3	46	Ian CURLEY	Austin Mini Cooper S	2:40.251	5	6	0.554	0.507	82.23
4	3	Chris MIDDLEHURST	Morris Mini Cooper S	2:40.269	3	3	0.572	0.018	82.22
5	81	Darren TURNER	Morris Mini Cooper S	2:40.487	6	6	0.790	0.218	82.11
6	244	Tom BELL	Austin Mini Cooper S	2:40.572	5	6	0.875	0.085	82.06
7	155	Jeff SMITH	Austin Mini Cooper S	2:40.751	5	6	1.054	0.179	81.97
8	142	Chris MORGAN	Austin Mini Cooper S	2:41.615	4	6	1.918	0.864	81.53
9	18	Aaron SMITH	Austin Mini Cooper S	2:41.691	3	6	1.994	0.076	81.49
10	5	Lars EKORNESS	Morris Mini Cooper S	2:41.713	5	6	2.016	0.022	81.48
11	888	Daniel WHEELER	Austin Mini Cooper S	2:41.926	5	6	2.229	0.213	81.38
12	21	Dave EDGECOMBE	Austin Mini Cooper S	2:42.105	1	4	2.408	0.179	81.29
13	117	Benjamin HATTON	Morris Mini Cooper S	2:42.397	5	6	2.700	0.292	81.14
14	101	Stephen WOODROW	Morris Mini Cooper S	2:42.408	6	6	2.711	0.011	81.14
15	103 *	Patrick WATTS	Austin Mini Cooper S	2:42.428	5	5	2.731	0.020	81.13
16	44	Michael CAINE	Austin Mini Cooper S	2:42.457	2	6	2.760	0.029	81.11
17	11	Graham CHURCHILL	Austin Mini Cooper S	2:42.499	6	6	2.802	0.042	81.09
18	7	Jonathan LEWIS	Austin Mini Cooper S	2:42.706	2	4	3.009	0.207	80.99
19	45	David OGDEN	Austin Mini Cooper S	2:42.853	5	6	3.156	0.147	80.91
20	88	Nick PADDY	Austin Mini Cooper S	2:43.055	3	6	3.358	0.202	80.81
21	711	Dan LEWIS	Austin Mini Cooper S	2:43.329	5	6	3.632	0.274	80.68
22	25	Barry SIME	Morris Mini Cooper S	2:43.358	3	6	3.661	0.029	80.66
23	35	Mads GJERDRUM	Austin Mini Cooper S	2:43.412	6	6	3.715	0.054	80.64
24	75	Simon EVANS	Austin Mini Cooper S	2:43.685	3	6	3.988	0.273	80.50
25	115	Philip HOUSE	Morris Mini Cooper S	2:43.808	6	6	4.111	0.123	80.44
26	127	Leon WINDOW	Morris Mini Cooper S	2:44.040	5	5	4.343	0.232	80.33
27	23	Tina COOPER	Austin Mini Cooper S	2:44.202	5	6	4.505	0.162	80.25
28	50	Tim STANBRIDGE	Morris Mini Cooper S	2:44.237	6	6	4.540	0.035	80.23
29	29	Robert SPENCER	Austin Mini Cooper S	2:44.291	5	5	4.594	0.054	80.21
30	77	Mark BURNETT	Austin Mini Countryman	2:44.566	5	6	4.869	0.275	80.07
31	82	Harvey DEATH	Austin Mini Cooper S	2:44.670	6	6	4.973	0.104	80.02
32	99	Kevin O'CONNOR	Austin Mini Cooper S	2:44.686	6	6	4.989	0.016	80.01
33	151	Elliott STAFFORD	Austin Mini Cooper S	2:44.853	2	2	5.156	0.167	79.93
34	33	Kane ASTIN	Morris Mini Cooper S	2:45.480	4	4	5.783	0.627	79.63
35	84	Steve JONES	Morris Mini Cooper S	2:45.577	5	5	5.880	0.097	79.58
36	111	Gregory CARINI	Morris Mini Cooper S	2:45.716	5	6	6.019	0.139	79.52
37	217	William LYNCH	Morris Mini Cooper S	2:45.728	6	6	6.031	0.012	79.51
38	26	John GRANT	Austin Mini Cooper S	2:46.107	3	6	6.410	0.379	79.33
39	2	Ben SEYFRIED	Austin Mini Cooper S	2:46.141	6	6	6.444	0.034	79.31
40	100	Ollie STREEK	Austin Mini Cooper S	2:46.316	6	6	6.619	0.175	79.23
41	54	Carl NAIRN	Morris Mini Cooper S	2:46.419	5	5	6.722	0.103	79.18
42	64	Peter CREWES	Austin Mini Cooper S	2:46.576	6	6	6.879	0.157	79.10
43	66	Niall MCFADDEN	Austin Mini Cooper S	2:47.530	4	6	7.833	0.954	78.65
44	57	William WARD	Austin Mini Cooper S	2:47.963	2	5	8.266	0.433	78.45
45	24	Stephen MAWHINNEY	Morris Mini Cooper S	2:48.486	1	5	8.789	0.523	78.21
46	177	Bernardo HARTOGS	Austin Mini Cooper S	2:48.515	4	6	8.818	0.029	78.19
47	72	Andy HARRISON	Morris Mini Cooper S	2:48.898	3	5	9.201	0.383	78.02
48	70	David JONES	Morris Mini Cooper S	2:49.488	5	6	9.791	0.590	77.75
49	141 *	Rory LONGDON	Morris Mini Cooper S	2:50.539	2	5	10.842	1.051	77.27
50	60	Andrew CAMERON	Morris Mini Cooper S	2:50.644	5	6	10.947	0.105	77.22
51	27	Kevin BOTTOMLEY	Morris Mini Cooper S	2:50.685	5	5	10.988	0.041	77.20
52	40	Per SKARNER	Austin Mini Cooper S	2:51.083	5	5	11.386	0.398	77.02
53	104	Peter JAMES	Morris Mini Cooper S	2:53.023	4	5	13.326	1.940	76.16
54	49	Bengt-Ake BENGTSSON	Morris Mini Cooper S	2:54.166	4	5	14.469	1.143	75.66
55	28	Raymond LOW	Morris Mini Cooper S	2:55.087	4	4	15.390	0.921	75.26
56	15	Jonathan KENT	Austin Mini Cooper S	2:55.511	1	1	15.814	0.424	75.08
57	22	Ellie BIRCHENHOUGH	Austin Mini Cooper S	3:07.880	5	5	28.183	12.369	70.13

***Cars 103 & 141 require working transponders.**

Silverstone GP
Circuit Length = 3.6604 miles
Start: 14:48 Flag 15:06 End: 15:13

Weather / Track : Bright / Dry

These results are provisional until the conclusion of any judicial and technical matters.

Clerk Of Course :	Steward :	Timekeeper :

Results can be found at www.tsl-timing.com

Printed - 15:19 Friday, 26 July 2019

Silverstone Classic

Mini Celebration Trophy Presented By Adrian Flux

QUALIFYING - RACE 7 - SECTOR ANALYSIS

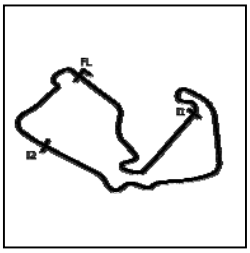

SECTOR 1 = FL to I1, SECTOR 2 = I1 to I2, SECTOR 3 = I2 to FL, DIFF = Difference To Personal Best Lap, P = Crossed Finish Line in Pit Lane, D = Time Disallowed

P1 20 THD Endaf OWENS — Austin Mini Cooper S

IDEAL LAP TIME : 2:39.684 BEST LAP TIME : 2:39.697 DIFFERENCE : 0.013

LAP	SECTOR 1		SECTOR 2		SECTOR 3		LAP TIME		MPH	DIFF	TIME OF DAY
1 -	49.177	106.3	1:18.305	110.7	33.112	82.2	2:40.594	(3)	82.05	0.897	14:53:54.766
2 -	49.142	***109.8***	1:18.561	***113.9***	33.875	81.3	2:41.578		81.55	1.881	14:56:36.344
3 -	49.268	105.1	1:18.286	109.8	33.042	81.7	2:40.596		82.05	0.899	14:59:16.940
4 -	49.214	106.1	1:18.202	111.4	***32.939***	81.6	2:40.355	(2)	82.17	0.658	15:01:57.295
5 -	***48.890***	108.5	***1:17.855***	111.4	32.952	81.9	***2:39.697***	(1)	***82.51***		***15:04:36.992***
6 -	49.057	108.9	1:18.100	109.4	33.540	***82.6***	2:40.697		82.00	1.000	15:07:17.689

P2 76 THD Adam MORGAN — Morris Mini Cooper S

IDEAL LAP TIME : 2:39.744 BEST LAP TIME : 2:39.744 DIFFERENCE : 0.000

LAP	SECTOR 1		SECTOR 2		SECTOR 3		LAP TIME		MPH	DIFF	TIME OF DAY
1 -	49.510	107.8	1:18.758	111.2	33.719	81.4	2:41.987		81.35	2.243	14:53:42.803
2 -	49.123	108.4	1:18.188	***115.9***	33.746	80.6	2:41.057	(3)	81.82	1.313	14:56:23.860
3 -	49.469	***109.1***	1:18.341	110.5	33.297	81.3	2:41.107		81.79	1.363	14:59:04.967
4 -	49.101	105.6	1:18.179	110.0	33.139	81.3	2:40.419	(2)	82.14	0.675	15:01:45.386
5 -	***49.041***	106.3	***1:17.820***	111.4	***32.883***	***81.7***	***2:39.744***	(1)	***82.49***		***15:04:25.130***
6 -	51.864	88.3	1:19.199	114.1	33.333	81.6	2:44.396		80.15	4.652	15:07:09.526

P3 46 THD Ian CURLEY — Austin Mini Cooper S

IDEAL LAP TIME : 2:40.056 BEST LAP TIME : 2:40.251 DIFFERENCE : 0.195

LAP	SECTOR 1		SECTOR 2		SECTOR 3		LAP TIME		MPH	DIFF	TIME OF DAY
1 -	49.369	105.3	1:19.171	108.5	33.428	81.8	2:41.968		81.36	1.717	14:53:41.066
2 -	48.971	106.0	1:19.084	110.9	34.355	81.0	2:42.410		81.13	2.159	14:56:23.476
3 -	50.346	109.4	1:18.730	112.9	33.539	***82.0***	2:42.615		81.03	2.364	14:59:06.091
4 -	49.001	***110.5***	1:18.466	113.3	33.345	81.2	2:40.812	(2)	81.94	0.561	15:01:46.903
5 -	***48.559***	***110.5***	***1:18.240***	***114.5***	33.452	80.9	***2:40.251***	(1)	***82.23***		***15:04:27.154***
6 -	49.153	107.7	1:18.784	112.0	***33.257***	81.2	2:41.194	(3)	81.75	0.943	15:07:08.348

P4 3 THD Chris MIDDLEHURST — Morris Mini Cooper S

IDEAL LAP TIME : 2:40.269 BEST LAP TIME : 2:40.269 DIFFERENCE : 0.000

LAP	SECTOR 1		SECTOR 2		SECTOR 3		LAP TIME		MPH	DIFF	TIME OF DAY
1 -	49.457	105.5	1:18.940	109.4	33.284	81.9	2:41.681	(3)	81.50	1.412	14:53:46.427
2 -	49.028	106.0	1:18.768	110.9	33.273	***82.5***	2:41.069	(2)	81.81	0.800	14:56:27.496
3 -	***48.714***	***109.2***	***1:18.374***	***112.7***	***33.181***	81.9	***2:40.269***	(1)	***82.22***		***14:59:07.765***

P5 81 THD Darren TURNER — Morris Mini Cooper S

IDEAL LAP TIME : 2:40.353 BEST LAP TIME : 2:40.487 DIFFERENCE : 0.134

LAP	SECTOR 1		SECTOR 2		SECTOR 3		LAP TIME		MPH	DIFF	TIME OF DAY
1 -	49.916	106.0	1:19.428	111.1	33.959	79.9	2:43.303		80.69	2.816	14:54:23.390
2 -	49.609	105.6	1:19.347	109.2	33.621	80.6	2:42.577		81.05	2.090	14:57:05.967
3 -	49.165	***109.2***	1:18.063	112.7	33.585	81.1	2:40.813	(2)	81.94	0.326	14:59:46.780
4 -	49.531	107.2	1:19.102	***113.7***	33.942	81.5	2:42.575		81.05	2.088	15:02:29.355
5 -	49.418	106.5	1:18.419	110.9	***33.300***	81.0	2:41.137	(3)	81.78	0.650	15:05:10.492
6 -	***49.124***	108.4	***1:17.929***	113.1	33.434	***81.7***	***2:40.487***	(1)	***82.11***		***15:07:50.979***

P6 244 THD Tom BELL — Austin Mini Cooper S

IDEAL LAP TIME : 2:40.321 BEST LAP TIME : 2:40.572 DIFFERENCE : 0.251

LAP	SECTOR 1		SECTOR 2		SECTOR 3		LAP TIME		MPH	DIFF	TIME OF DAY
1 -	49.870	106.5	1:19.717	106.5	33.745	80.1	2:43.332		80.68	2.760	14:53:51.238
2 -	49.663	104.0	1:19.140	106.1	33.312	79.6	2:42.115		81.28	1.543	14:56:33.353
3 -	49.328	104.3	1:19.328	106.3	33.270	80.2	2:41.926		81.38	1.354	14:59:15.279
4 -	49.292	104.3	1:19.170	106.6	33.087	79.7	2:41.549	(3)	81.57	0.977	15:01:56.828
5 -	49.326	105.1	***1:18.272***	113.1	***32.974***	80.5	***2:40.572***	(1)	***82.06***		***15:04:37.400***
6 -	***49.075***	***109.1***	1:18.578	***113.9***	33.103	***80.8***	2:40.756	(2)	81.97	0.184	15:07:18.156

Weather / Track : Bright / Dry

Silverstone GP
Circuit Length = 3.6604 miles
Start: 14:48 Flag 15:06 End: 15:13

Silverstone Classic

Mini Celebration Trophy Presented By Adrian Flux

QUALIFYING - RACE 7 - SECTOR ANALYSIS

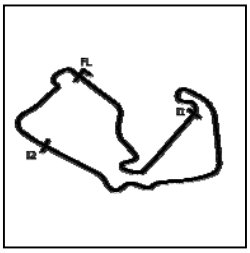

SECTOR 1 = FL to I1, SECTOR 2 = I1 to I2, SECTOR 3 = I2 to FL, DIFF = Difference To Personal Best Lap, P = Crossed Finish Line in Pit Lane, D = Time Disallowed

P7 155 THD Jeff SMITH — Austin Mini Cooper S

IDEAL LAP TIME : 2:40.355 BEST LAP TIME : 2:40.751 DIFFERENCE : 0.396

LAP	SECTOR 1		SECTOR 2		SECTOR 3		LAP TIME		MPH	DIFF	TIME OF DAY
1 -	49.838	104.2	1:18.507	110.0	33.624	80.4	2:41.969		81.35	1.218	14:53:41.977
2 -	49.459	105.0	1:18.474	111.2	33.821	80.7	2:41.754	(3)	81.46	1.003	14:56:23.731
3 -	49.356	103.8	1:18.725	***112.5***	33.735	77.2	2:41.816		81.43	1.065	14:59:05.547
4 -	49.400	106.8	***1:17.959***	111.2	***33.426***	***81.1***	2:40.785	(2)	81.95	0.034	15:01:46.332
5 -	***48.970***	107.7	1:18.148	111.1	33.633	78.8	***2:40.751***	(1)	***81.97***		***15:04:27.083***
6 -	49.809	***108.4***	1:18.377	111.1	33.841	80.3	2:42.027		81.33	1.276	15:07:09.110

P8 142 THD Chris MORGAN — Austin Mini Cooper S

IDEAL LAP TIME : BEST LAP TIME : 2:41.615 DIFFERENCE :

LAP	SECTOR 1		SECTOR 2		SECTOR 3		LAP TIME		MPH	DIFF	TIME OF DAY
1 -				112.7	33.914	80.5	2:43.392		80.65	1.777	14:53:54.180
2 -				***114.1***	34.325	80.7	2:43.083		80.80	1.468	14:56:37.263
3 -				111.1	33.316	81.7	2:42.658	(3)	81.01	1.043	14:59:19.921
4 -				111.1	***33.082***	***82.2***	***2:41.615***	(1)	***81.53***		***15:02:01.536***
5 -				112.5	33.300	81.9	2:42.092	(2)	81.29	0.477	15:04:43.628
6 -				109.8	33.544	80.7	2:42.809		80.94	1.194	15:07:26.437

P9 18 THD Aaron SMITH — Austin Mini Cooper S

IDEAL LAP TIME : 2:41.691 BEST LAP TIME : 2:41.691 DIFFERENCE : 0.000

LAP	SECTOR 1		SECTOR 2		SECTOR 3		LAP TIME		MPH	DIFF	TIME OF DAY
1 -	50.578	106.3	1:20.447	108.2	33.715	79.5	2:44.740		79.99	3.049	14:53:52.519
2 -	49.584	106.5	1:20.138	108.0	34.385	79.9	2:44.107		80.29	2.416	14:56:36.626
3 -	***49.115***	***107.7***	***1:19.287***	109.8	***33.289***	80.5	***2:41.691***	(1)	***81.49***		***14:59:18.317***
4 -	49.423	106.0	1:19.779	107.0	33.548	80.1	2:42.750	(3)	80.96	1.059	15:02:01.067
5 -	49.495	105.1	1:19.377	108.0	33.422	80.3	2:42.294	(2)	81.19	0.603	15:04:43.361
6 -	50.770	95.0	1:19.426	***111.1***	33.341	***81.2***	2:43.537		80.57	1.846	15:07:26.898

P10 5 THD Lars EKORNESS — Morris Mini Cooper S

IDEAL LAP TIME : 2:41.313 BEST LAP TIME : 2:41.713 DIFFERENCE : 0.400

LAP	SECTOR 1		SECTOR 2		SECTOR 3		LAP TIME		MPH	DIFF	TIME OF DAY
1 -	50.007	107.7	1:19.896	112.4	***33.627***	81.5	2:43.530		80.58	1.817	14:54:19.476
2 -	49.353	108.7	1:19.779	111.6	33.779	80.5	2:42.911		80.88	1.198	14:57:02.387
3 -	49.611	106.6	1:19.327	110.5	33.845	80.2	2:42.783	(2)	80.95	1.070	14:59:45.170
4 -	49.487	107.3	1:20.604	***112.9***	34.411	***81.9***	2:44.502		80.10	2.789	15:02:29.672
5 -	49.336	106.8	***1:18.399***	109.4	33.978	81.3	***2:41.713***	(1)	***81.48***		***15:05:11.385***
6 -	***49.287***	***109.1***	1:19.196	111.6	34.368	79.6	2:42.851	(3)	80.91	1.138	15:07:54.236

P11 888 THD Daniel WHEELER — Austin Mini Cooper S

IDEAL LAP TIME : 2:41.926 BEST LAP TIME : 2:41.926 DIFFERENCE : 0.000

LAP	SECTOR 1		SECTOR 2		SECTOR 3		LAP TIME		MPH	DIFF	TIME OF DAY
1 -	50.041	105.8	1:19.458	108.9	33.600	80.5	2:43.099	(3)	80.79	1.173	14:53:59.369
2 -	49.674	105.5	1:18.966	109.8	33.543	80.7	2:42.183	(2)	81.25	0.257	14:56:41.552
3 -	49.941	***106.5***	1:21.603	***110.9***	34.081	80.9	2:45.625		79.56	3.699	14:59:27.177
4 -	49.918	104.2	1:20.899	108.2	34.008	81.2	2:44.825		79.95	2.899	15:02:12.002
5 -	***49.571***	105.3	***1:18.920***	110.0	***33.435***	80.3	***2:41.926***	(1)	***81.38***		***15:04:53.928***
6 -	50.268	104.3	1:19.348	109.2	33.960	***81.4***	2:43.576		80.56	1.650	15:07:37.504

P12 21 THD Dave EDGECOMBE — Austin Mini Cooper S

IDEAL LAP TIME : 2:41.713 BEST LAP TIME : 2:42.105 DIFFERENCE : 0.392

LAP	SECTOR 1		SECTOR 2		SECTOR 3		LAP TIME		MPH	DIFF	TIME OF DAY
1 -	49.895	107.7	***1:18.711***	111.4	***33.499***	***80.7***	***2:42.105***	(1)	***81.29***		***14:54:28.443***
2 -	***49.503***	***110.1***	1:19.690	110.9	33.886	79.9	2:43.079	(3)	80.80	0.974	14:57:11.522
3 -	49.537	106.5	1:19.456	109.8	34.049	79.7	2:43.042	(2)	80.82	0.937	14:59:54.564
4 -	57.944	76.6	1:28.858	104.2	IN PIT		3:00.601	P	72.96	18.496	15:02:55.165

Weather / Track : Bright / Dry

Silverstone GP
Circuit Length = 3.6604 miles
Start: 14:48 Flag 15:06 End: 15:13

Silverstone Classic

Mini Celebration Trophy Presented By Adrian Flux

QUALIFYING - RACE 7 - SECTOR ANALYSIS

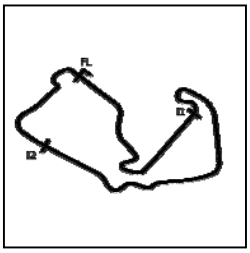

SECTOR 1 = FL to I1, SECTOR 2 = I1 to I2, SECTOR 3 = I2 to FL, DIFF = Difference To Personal Best Lap, P = Crossed Finish Line in Pit Lane, D = Time Disallowed

P13 117 THD Benjamin HATTON — Morris Mini Cooper S

IDEAL LAP TIME : 2:42.364 BEST LAP TIME : 2:42.397 DIFFERENCE : 0.033

LAP	SECTOR 1		SECTOR 2		SECTOR 3		LAP TIME	MPH	DIFF	TIME OF DAY
1 -	52.060	***106.6***	1:20.442	107.8	34.066	79.4	2:46.568	79.11	4.171	14:54:18.645
2 -	50.021	105.0	1:20.469	***111.6***	34.252	79.6	2:44.742	79.99	2.345	14:57:03.387
3 -	50.137	105.0	1:19.395	107.3	33.730	79.6	2:43.262 **(3)**	80.71	0.865	14:59:46.649
4 -	50.480	106.1	1:21.602	106.8	33.947	***80.9***	2:46.029	79.37	3.632	15:02:32.678
5 -	***49.663***	106.0	***1:19.253***	108.4	33.481	79.7	***2:42.397*** **(1)**	***81.14***		***15:05:15.075***
6 -	49.918	104.6	1:19.657	109.2	***33.448***	79.3	2:43.023 **(2)**	80.83	0.626	15:07:58.098

P14 101 THD Stephen WOODROW — Morris Mini Cooper S

IDEAL LAP TIME : 2:42.175 BEST LAP TIME : 2:42.408 DIFFERENCE : 0.233

LAP	SECTOR 1		SECTOR 2		SECTOR 3		LAP TIME	MPH	DIFF	TIME OF DAY
1 -	50.396	106.6	1:19.431	110.9	34.129	80.8	2:43.956	80.37	1.548	14:54:13.165
2 -	49.837	107.7	1:19.475	***112.9***	34.031	81.2	2:43.343 **(2)**	80.67	0.935	14:56:56.508
3 -	49.698	106.1	1:19.904	110.0	***33.757***	***81.7***	2:43.359 **(3)**	80.66	0.951	14:59:39.867
4 -	50.306	106.5	1:20.359	109.8	34.370	76.8	2:45.035	79.84	2.627	15:02:24.902
5 -	50.057	106.6	1:19.659	110.7	33.788	81.4	2:43.504	80.59	1.096	15:05:08.406
6 -	***49.267***	***107.8***	***1:19.151***	112.0	33.990	81.2	***2:42.408*** **(1)**	***81.14***		***15:07:50.814***

P15 103 THD Patrick WATTS — Austin Mini Cooper S

IDEAL LAP TIME : BEST LAP TIME : 2:42.428 DIFFERENCE :

LAP	SECTOR 1		SECTOR 2		SECTOR 3		LAP TIME	MPH	DIFF	TIME OF DAY
1 -							2:51.550	76.81	9.122	14:56:24.098
2 -							2:42.877 **(3)**	80.90	0.449	14:59:06.975
3 -							2:43.128	80.78	0.700	15:01:50.103
4 -							2:42.586 **(2)**	81.05	0.158	15:04:32.689
5 -							***2:42.428*** **(1)**	***81.13***		***15:07:15.117***

P16 44 THD Michael CAINE — Austin Mini Cooper S

IDEAL LAP TIME : 2:41.514 BEST LAP TIME : 2:42.457 DIFFERENCE : 0.943

LAP	SECTOR 1		SECTOR 2		SECTOR 3		LAP TIME	MPH	DIFF	TIME OF DAY
1 -	49.923	107.3	1:19.682	110.3	33.513	***82.1***	2:43.118 **(3)**	80.78	0.661	14:54:33.283
2 -	49.788	106.1	***1:18.665***	***112.2***	34.004	78.1	***2:42.457*** **(1)**	***81.11***		***14:57:15.740***
3 -	50.816	103.2	1:19.618	111.4	34.443	58.7	2:44.877	79.92	2.420	15:00:00.617
4 -	54.300	107.5	1:20.035	110.5	33.670	80.7	2:48.005	78.43	5.548	15:02:48.622
5 -	49.818	***108.7***	1:28.790	110.5	34.155	80.4	2:52.763	76.27	10.306	15:05:41.385
6 -	***49.572***	***108.7***	1:19.643	109.4	***33.277***	***82.1***	2:42.492 **(2)**	81.09	0.035	15:08:23.877

P17 11 THD Graham CHURCHILL — Austin Mini Cooper S

IDEAL LAP TIME : 2:41.883 BEST LAP TIME : 2:42.499 DIFFERENCE : 0.616

LAP	SECTOR 1		SECTOR 2		SECTOR 3		LAP TIME	MPH	DIFF	TIME OF DAY
1 -	49.655	105.8	1:19.256	110.7	33.960	81.0	2:42.871 **(3)**	80.90	0.372	14:53:43.114
2 -	49.676	***106.6***	1:19.648	109.8	33.770	80.9	2:43.094	80.79	0.595	14:56:26.208
3 -	49.530	106.0	1:20.006	***111.6***	***33.424***	81.2	2:42.960	80.86	0.461	14:59:09.168
4 -	50.270	105.5	1:20.315	109.6	33.643	81.4	2:44.228	80.24	1.729	15:01:53.396
5 -	***49.516***	105.3	1:19.738	109.8	33.459	81.6	2:42.713 **(2)**	80.98	0.214	15:04:36.109
6 -	49.836	105.8	***1:18.943***	111.2	33.720	***82.0***	***2:42.499*** **(1)**	***81.09***		***15:07:18.608***

P18 7 THD Jonathan LEWIS — Austin Mini Cooper S

IDEAL LAP TIME : 2:42.509 BEST LAP TIME : 2:42.706 DIFFERENCE : 0.197

LAP	SECTOR 1		SECTOR 2		SECTOR 3		LAP TIME	MPH	DIFF	TIME OF DAY
1 -	50.799	106.1	1:19.568	108.2	***33.513***	81.0	2:43.880 **(3)**	80.41	1.174	14:54:01.095
2 -	***49.489***	***107.2***	***1:19.507***	108.0	33.710	81.0	***2:42.706*** **(1)**	***80.99***		***14:56:43.801***
3 -	49.520	106.8	1:19.543	110.3	33.897	80.8	2:42.960 **(2)**	80.86	0.254	14:59:26.761
4 -	53.443	73.2	1:41.441	85.9	IN PIT		3:17.390 **P**	66.76	34.684	15:02:44.151

Weather / Track : Bright / Dry

Silverstone GP
Circuit Length = 3.6604 miles
Start: 14:48 Flag 15:06 End: 15:13

Silverstone Classic

Mini Celebration Trophy Presented By Adrian Flux

QUALIFYING - RACE 7 - SECTOR ANALYSIS

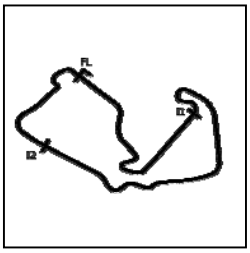

SECTOR 1 = FL to I1, SECTOR 2 = I1 to I2, SECTOR 3 = I2 to FL, DIFF = Difference To Personal Best Lap, P = Crossed Finish Line in Pit Lane, D = Time Disallowed

P19 45 THD David OGDEN — Austin Mini Cooper S

IDEAL LAP TIME : 2:41.981 BEST LAP TIME : 2:42.853 DIFFERENCE : 0.872

LAP	SECTOR 1		SECTOR 2		SECTOR 3		LAP TIME	MPH	DIFF	TIME OF DAY
1 -	51.276	102.7	1:20.825	110.0	34.866	79.8	2:46.967	78.92	4.114	14:53:52.372
2 -	49.928	***110.0***	1:20.022	114.1	34.796	79.6	2:44.746	79.98	1.893	14:56:37.118
3 -	50.155	109.6	1:19.951	***114.3***	34.318	80.3	2:44.424	80.14	1.571	14:59:21.542
4 -	49.513	108.9	1:20.874	110.1	33.984	81.3	2:44.371 **(3)**	80.17	1.518	15:02:05.913
5 -	49.721	107.7	1:19.389	110.7	***33.743***	81.0	***2:42.853*** **(1)**	***80.91***		***15:04:48.766***
6 -	***49.322***	108.9	***1:18.916***	109.6	34.894	73.7	2:43.132 **(2)**	80.77	0.279	15:07:31.898

P20 88 THD Nick PADDY — Austin Mini Cooper S

IDEAL LAP TIME : 2:42.772 BEST LAP TIME : 2:43.055 DIFFERENCE : 0.283

LAP	SECTOR 1		SECTOR 2		SECTOR 3		LAP TIME	MPH	DIFF	TIME OF DAY
1 -	50.371	108.4	1:20.597	110.5	34.477	80.5	2:45.445	79.65	2.390	14:54:08.735
2 -	49.886	107.5	1:19.905	111.2	34.300	80.3	2:44.091 **(3)**	80.30	1.036	14:56:52.826
3 -	***49.451***	107.5	1:19.678	110.5	***33.926***	80.8	***2:43.055*** **(1)**	***80.81***		***14:59:35.881***
4 -	49.504	***109.6***	1:19.621	109.4	35.496	***82.6***	2:44.621	80.04	1.566	15:02:20.502
5 -	49.459	108.7	***1:19.395***	111.1	35.051	80.6	2:43.905 **(2)**	80.39	0.850	15:05:04.407
6 -	50.736	107.3	1:19.655	***111.6***	34.084	80.2	2:44.475	80.12	1.420	15:07:48.882

P21 711 THD Dan LEWIS — Austin Mini Cooper S

IDEAL LAP TIME : 2:43.071 BEST LAP TIME : 2:43.329 DIFFERENCE : 0.258

LAP	SECTOR 1		SECTOR 2		SECTOR 3		LAP TIME	MPH	DIFF	TIME OF DAY
1 -	50.082	***109.6***	1:19.957	112.2	34.255	***81.3***	2:44.294	80.20	0.965	14:53:52.078
2 -	50.076	108.2	1:19.923	111.4	34.748	80.2	2:44.747	79.98	1.418	14:56:36.825
3 -	49.966	108.4	1:19.977	***114.5***	***33.939***	80.9	2:43.882 **(3)**	80.41	0.553	14:59:20.707
4 -	49.752	108.2	1:19.564	112.4	34.067	81.0	2:43.383 **(2)**	80.65	0.054	15:02:04.090
5 -	***49.652***	107.5	***1:19.480***	110.7	34.197	81.2	***2:43.329*** **(1)**	***80.68***		***15:04:47.419***
6 -	49.833	106.6	1:19.826	108.7	34.345	77.9	2:44.004	80.35	0.675	15:07:31.423

P22 25 THD Barry SIME — Morris Mini Cooper S

IDEAL LAP TIME : 2:43.355 BEST LAP TIME : 2:43.358 DIFFERENCE : 0.003

LAP	SECTOR 1		SECTOR 2		SECTOR 3		LAP TIME	MPH	DIFF	TIME OF DAY
1 -	51.417	***105.5***	1:20.150	109.8	***33.646***	80.4	2:45.213	79.76	1.855	14:54:02.151
2 -	50.105	***105.5***	1:20.296	108.7	33.650	80.6	2:44.051 **(2)**	80.32	0.693	14:56:46.202
3 -	***49.833***	104.8	***1:19.876***	108.7	33.649	***80.7***	***2:43.358*** **(1)**	***80.66***		***14:59:29.560***
4 -	50.288	104.6	1:24.541	91.4	35.691	80.5	2:50.520	77.28	7.162	15:02:20.080
5 -	49.954	104.2	1:20.092	***110.9***	34.129	79.0	2:44.175 **(3)**	80.26	0.817	15:05:04.255
6 -	54.002	95.7	1:27.496	90.1	36.795	80.5	2:58.293	73.91	14.935	15:08:02.548

P23 35 THD Mads GJERDRUM — Austin Mini Cooper S

IDEAL LAP TIME : 2:43.010 BEST LAP TIME : 2:43.412 DIFFERENCE : 0.402

LAP	SECTOR 1		SECTOR 2		SECTOR 3		LAP TIME	MPH	DIFF	TIME OF DAY
1 -	50.809	106.3	1:20.059	109.6	34.279	77.0	2:45.147	79.79	1.735	14:54:16.051
2 -	50.483	105.3	1:22.453	***111.6***	35.459	76.3	2:48.395	78.25	4.983	14:57:04.446
3 -	50.276	107.0	1:20.329	106.1	***33.866***	79.0	2:44.471 **(3)**	80.12	1.059	14:59:48.917
4 -	50.477	106.3	1:20.507	110.9	33.871	80.6	2:44.855	79.93	1.443	15:02:33.772
5 -	***49.756***	104.0	1:19.508	***111.6***	34.246	80.2	2:43.510 **(2)**	80.59	0.098	15:05:17.282
6 -	49.845	***107.3***	***1:19.388***	111.2	34.179	***80.7***	***2:43.412*** **(1)**	***80.64***		***15:08:00.694***

Weather / Track : Bright / Dry

Silverstone GP
Circuit Length = 3.6604 miles
Start: 14:48 Flag 15:06 End: 15:13

Silverstone Classic

Mini Celebration Trophy Presented By Adrian Flux

QUALIFYING - RACE 7 - SECTOR ANALYSIS

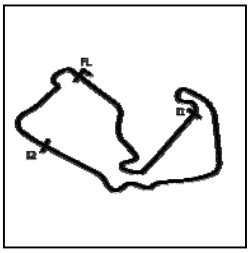

SECTOR 1 = FL to I1, SECTOR 2 = I1 to I2, SECTOR 3 = I2 to FL, DIFF = Difference To Personal Best Lap, P = Crossed Finish Line in Pit Lane, D = Time Disallowed

P24 75 THD Simon EVANS — Austin Mini Cooper S

IDEAL LAP TIME : 2:42.851 BEST LAP TIME : 2:43.685 DIFFERENCE : 0.834

LAP	SECTOR 1		SECTOR 2		SECTOR 3		LAP TIME		MPH	DIFF	TIME OF DAY
1 -	50.152	105.0	1:20.258	107.7	34.870	72.5	2:45.280		79.73	1.595	14:54:11.419
2 -	50.739	103.4	1:20.162	107.5	34.884	***81.4***	2:45.785		79.48	2.100	14:56:57.204
3 -	50.195	106.1	1:19.581	110.7	33.909	***81.4***	***2:43.685***	**(1)**	***80.50***		***14:59:40.889***
4 -	50.028	107.3	1:24.446	101.3	36.554	***81.4***	2:51.028		77.05	7.343	15:02:31.917
5 -	50.816	105.5	***1:19.299***	***111.2***	***33.682***	***81.4***	2:43.797	**(2)**	80.45	0.112	15:05:15.714
6 -	***49.870***	***107.5***	1:20.322	110.1	34.178	81.2	2:44.370	**(3)**	80.17	0.685	15:08:00.084

P25 115 THD Philip HOUSE — Morris Mini Cooper S

IDEAL LAP TIME : 2:43.808 BEST LAP TIME : 2:43.808 DIFFERENCE : 0.000

LAP	SECTOR 1		SECTOR 2		SECTOR 3		LAP TIME		MPH	DIFF	TIME OF DAY
1 -	52.497	102.4	1:20.529	106.8	34.024	80.2	2:47.050		78.88	3.242	14:54:41.436
2 -	50.441	104.0	1:21.682	107.2	33.980	80.4	2:46.103		79.33	2.295	14:57:27.539
3 -	50.510	102.9	1:20.368	106.3	34.036	80.4	2:44.914	**(3)**	79.90	1.106	15:00:12.453
4 -	51.157	103.4	1:20.964	107.7	33.991	***80.5***	2:46.112		79.33	2.304	15:02:58.565
5 -	50.182	104.2	1:20.406	***109.4***	33.706	***80.5***	2:44.294	**(2)**	80.20	0.486	15:05:42.859
6 -	***50.120***	***105.3***	***1:19.998***	108.7	***33.690***	80.1	***2:43.808***	**(1)**	***80.44***		***15:08:26.667***

P26 127 THD Leon WINDOW — Morris Mini Cooper S

IDEAL LAP TIME : 2:44.011 BEST LAP TIME : 2:44.040 DIFFERENCE : 0.029

LAP	SECTOR 1		SECTOR 2		SECTOR 3		LAP TIME		MPH	DIFF	TIME OF DAY
1 -	50.720	103.8	1:20.937	110.7	34.382	***80.5***	2:46.039		79.36	1.999	14:55:06.792
2 -	50.279	107.5	1:21.058	107.2	34.190	79.5	2:45.527	**(3)**	79.61	1.487	14:57:52.319
3 -	50.257	106.0	1:21.807	107.7	34.411	78.5	2:46.475		79.15	2.435	15:00:38.794
4 -	***50.075***	***108.0***	1:20.468	109.1	34.547	75.0	2:45.090	**(2)**	79.82	1.050	15:03:23.884
5 -	50.104	106.5	***1:20.177***	***113.5***	***33.759***	79.7	***2:44.040***	**(1)**	***80.33***		***15:06:07.924***

P27 23 THD Tina COOPER — Austin Mini Cooper S

IDEAL LAP TIME : 2:44.184 BEST LAP TIME : 2:44.202 DIFFERENCE : 0.018

LAP	SECTOR 1		SECTOR 2		SECTOR 3		LAP TIME		MPH	DIFF	TIME OF DAY
1 -	50.846	106.8	1:22.142	110.1	34.315	79.7	2:47.303		78.76	3.101	14:54:51.583
2 -	50.540	106.8	1:21.383	112.0	34.115	80.5	2:46.038	**(3)**	79.36	1.836	14:57:37.621
3 -	50.544	107.3	1:21.296	110.3	34.513	80.4	2:46.353		79.21	2.151	15:00:23.974
4 -	50.992	106.5	1:23.520	110.3	34.768	79.3	2:49.280		77.84	5.078	15:03:13.254
5 -	***49.979***	***107.5***	1:20.517	111.6	***33.706***	***81.0***	***2:44.202***	**(1)**	***80.25***		***15:05:57.456***
6 -	49.996	106.3	***1:20.499***	***112.5***	34.818	80.3	2:45.313	**(2)**	79.71	1.111	15:08:42.769

P28 50 THD Tim STANBRIDGE — Morris Mini Cooper S

IDEAL LAP TIME : BEST LAP TIME : 2:44.237 DIFFERENCE :

LAP	SECTOR 1		SECTOR 2		SECTOR 3		LAP TIME		MPH	DIFF	TIME OF DAY
1 -				***111.4***	34.171	78.7	2:46.234		79.27	1.997	14:54:27.349
2 -				110.1	34.032	***80.7***	2:45.578		79.58	1.341	14:57:12.927
3 -				108.7	34.248	78.2	2:45.340	**(3)**	79.70	1.103	14:59:58.267
4 -				107.5	35.527	79.3	2:48.355		78.27	4.118	15:02:46.622
5 -				109.2	34.057	78.9	2:44.735	**(2)**	79.99	0.498	15:05:31.357
6 -				108.4	***33.832***	79.6	***2:44.237***	**(1)**	***80.23***		***15:08:15.594***

P29 29 THD Robert SPENCER — Austin Mini Cooper S

IDEAL LAP TIME : 2:44.161 BEST LAP TIME : 2:44.291 DIFFERENCE : 0.130

LAP	SECTOR 1		SECTOR 2		SECTOR 3		LAP TIME		MPH	DIFF	TIME OF DAY
1 -	51.979	104.5	1:21.836	108.9	34.846	***79.7***	2:48.661		78.13	4.370	14:55:03.763
2 -	50.996	103.5	1:21.465	107.5	34.935	76.9	2:47.396		78.72	3.105	14:57:51.159
3 -	50.946	104.2	1:21.438	107.7	34.669	78.4	2:47.053	**(3)**	78.88	2.762	15:00:38.212
4 -	***50.524***	105.1	1:20.613	110.7	34.716	73.8	2:45.853	**(2)**	79.45	1.562	15:03:24.065
5 -	50.654	***107.3***	***1:19.600***	***115.3***	***34.037***	***79.7***	***2:44.291***	**(1)**	***80.21***		***15:06:08.356***

Weather / Track : Bright / Dry

Silverstone GP
Circuit Length = 3.6604 miles
Start: 14:48 Flag 15:06 End: 15:13

Silverstone Classic

Mini Celebration Trophy Presented By Adrian Flux

QUALIFYING - RACE 7 - SECTOR ANALYSIS

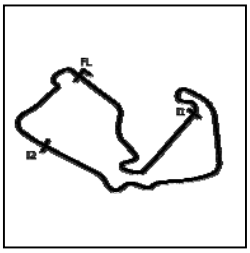

SECTOR 1 = FL to I1, SECTOR 2 = I1 to I2, SECTOR 3 = I2 to FL, DIFF = Difference To Personal Best Lap, P = Crossed Finish Line in Pit Lane, D = Time Disallowed

P30 77 THD Mark BURNETT — Austin Mini Countryman

IDEAL LAP TIME : 2:44.566 BEST LAP TIME : 2:44.566 DIFFERENCE : 0.000

LAP	SECTOR 1		SECTOR 2		SECTOR 3		LAP TIME		MPH	DIFF	TIME OF DAY
1 -	50.491	104.3	1:21.640	108.2	34.168	79.8	2:46.299		79.24	1.733	14:54:57.443
2 -	50.240	105.5	1:22.501	108.0	34.247	80.3	2:46.988		78.91	2.422	14:57:44.431
3 -	50.118	106.3	1:20.504	111.8	34.873	***80.6***	2:45.495	**(3)**	79.62	0.929	15:00:29.926
4 -	50.245	105.1	1:20.471	***113.1***	35.150	78.3	2:45.866		79.44	1.300	15:03:15.792
5 -	***50.107***	***107.0***	***1:20.450***	108.2	***34.009***	80.4	***2:44.566***	**(1)**	***80.07***		***15:06:00.358***
6 -	50.292	105.6	1:20.738	110.7	34.013	73.9	2:45.043	**(2)**	79.84	0.477	15:08:45.401

P31 82 THD Harvey DEATH — Austin Mini Cooper S

IDEAL LAP TIME : 2:44.524 BEST LAP TIME : 2:44.670 DIFFERENCE : 0.146

LAP	SECTOR 1		SECTOR 2		SECTOR 3		LAP TIME		MPH	DIFF	TIME OF DAY
1 -	50.595	106.5	1:20.499	***110.9***	34.347	79.2	2:45.441	**(3)**	79.65	0.771	14:53:54.011
2 -	50.692	***107.0***	1:20.588	109.8	***34.044***	***79.7***	2:45.324	**(2)**	79.70	0.654	14:56:39.335
3 -	50.649	104.6	1:21.550	107.3	37.606	77.4	2:49.805		77.60	5.135	14:59:29.140
4 -	55.634	86.9	1:35.749	89.1	37.475	72.3	3:08.858		69.77	24.188	15:02:37.998
5 -	51.365	104.0	1:21.691	107.0	34.766	79.2	2:47.822		78.52	3.152	15:05:25.820
6 -	***50.292***	104.2	***1:20.188***	107.5	34.190	79.6	***2:44.670***	**(1)**	***80.02***		***15:08:10.490***

P32 99 THD Kevin O'CONNOR — Austin Mini Cooper S

IDEAL LAP TIME : BEST LAP TIME : 2:44.686 DIFFERENCE :

LAP	SECTOR 1		SECTOR 2		SECTOR 3		LAP TIME		MPH	DIFF	TIME OF DAY
1 -				107.7	34.497		2:46.063		79.35	1.377	14:54:48.905
2 -				108.0	34.261		2:45.929	**(3)**	79.41	1.243	14:57:34.834
3 -				111.6	37.067		2:47.388		78.72	2.702	15:00:22.222
4 -				107.2	34.468		2:46.436		79.17	1.750	15:03:08.658
5 -				109.4	***34.043***		2:45.153	**(2)**	79.79	0.467	15:05:53.811
6 -				***112.7***	34.284		***2:44.686***	**(1)**	***80.01***		***15:08:38.497***

P33 151 THD Elliott STAFFORD — Austin Mini Cooper S

IDEAL LAP TIME : BEST LAP TIME : 2:44.853 DIFFERENCE :

LAP	SECTOR 1		SECTOR 2		SECTOR 3		LAP TIME		MPH	DIFF	TIME OF DAY
1 -				106.3	33.840		2:46.087	**(2)**	79.34	1.234	14:55:54.331
2 -				***107.5***	***33.784***	***80.4***	***2:44.853***	**(1)**	***79.93***		***14:58:39.184***

P34 33 THD Kane ASTIN — Morris Mini Cooper S

IDEAL LAP TIME : 2:45.300 BEST LAP TIME : 2:45.480 DIFFERENCE : 0.180

LAP	SECTOR 1		SECTOR 2		SECTOR 3		LAP TIME		MPH	DIFF	TIME OF DAY
1 -	OUTLAP	104.8	1:21.103	108.5	33.705	***80.6***	6:34.415		33.41	3:48.935	15:00:24.291
2 -	***50.988***	***106.6***	1:21.045	109.4	34.372	80.4	2:46.405	**(3)**	79.19	0.925	15:03:10.696
3 -	51.203	105.3	1:20.620	109.8	33.787	79.4	2:45.610	**(2)**	79.57	0.130	15:05:56.306
4 -	51.168	102.1	***1:20.614***	***111.2***	***33.698***	79.7	***2:45.480***	**(1)**	***79.63***		***15:08:41.786***

P35 84 THD Steve JONES — Morris Mini Cooper S

IDEAL LAP TIME : 2:45.577 BEST LAP TIME : 2:45.577 DIFFERENCE : 0.000

LAP	SECTOR 1		SECTOR 2		SECTOR 3		LAP TIME		MPH	DIFF	TIME OF DAY
1 -	51.386	103.8	1:22.110	107.7	34.814	79.4	2:48.310	**(3)**	78.29	2.733	14:55:58.631
2 -	51.021	103.5	1:22.634	107.3	34.862	***80.4***	2:48.517		78.19	2.940	14:58:47.148
3 -	50.972	103.4	1:22.679	107.3	34.877	78.5	2:48.528		78.19	2.951	15:01:35.676
4 -	50.843	104.0	1:21.805	107.5	34.274	79.7	2:46.922	**(2)**	78.94	1.345	15:04:22.598
5 -	***50.422***	***105.6***	***1:21.027***	***108.4***	***34.128***	80.0	***2:45.577***	**(1)**	***79.58***		***15:07:08.175***

Weather / Track : Bright / Dry

Silverstone GP
Circuit Length = 3.6604 miles
Start: 14:48 Flag 15:06 End: 15:13

Silverstone Classic

Mini Celebration Trophy Presented By Adrian Flux

QUALIFYING - RACE 7 - SECTOR ANALYSIS

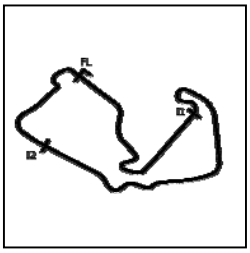

SECTOR 1 = FL to I1, SECTOR 2 = I1 to I2, SECTOR 3 = I2 to FL, DIFF = Difference To Personal Best Lap, P = Crossed Finish Line in Pit Lane, D = Time Disallowed

P36 111 THD Gregory CARINI — Morris Mini Cooper S

IDEAL LAP TIME : 2:44.461 BEST LAP TIME : 2:45.716 DIFFERENCE : 1.255

LAP	SECTOR 1		SECTOR 2		SECTOR 3		LAP TIME		MPH	DIFF	TIME OF DAY
1 -	51.407	106.3	1:22.831	108.5	34.862	80.6	2:49.100		77.92	3.384	14:54:49.321
2 -	50.212	106.8	1:22.269	110.0	34.470	80.6	2:46.951		78.93	1.235	14:57:36.272
3 -	51.053	105.8	1:21.305	109.2	34.434	77.4	2:46.792	(2)	79.00	1.076	15:00:23.064
4 -	51.202	***107.7***	1:21.433	109.8	34.251	***80.9***	2:46.886	(3)	78.96	1.170	15:03:09.950
5 -	51.454	106.0	***1:20.483***	***110.5***	***33.779***	80.8	***2:45.716***	(1)	***79.52***		***15:05:55.666***
6 -	***50.199***	106.6	1:28.383	80.4	IN PIT		2:54.477	P	75.52	8.761	15:08:50.143

P37 217 THD William LYNCH — Morris Mini Cooper S

IDEAL LAP TIME : 2:45.475 BEST LAP TIME : 2:45.728 DIFFERENCE : 0.253

LAP	SECTOR 1		SECTOR 2		SECTOR 3		LAP TIME		MPH	DIFF	TIME OF DAY
1 -	50.659	***107.0***	1:22.173	110.5	34.772	***80.5***	2:47.604	(3)	78.62	1.876	14:54:34.904
2 -	***50.566***	106.8	1:20.987	110.0	35.225	79.4	2:46.778	(2)	79.01	1.050	14:57:21.682
3 -	50.720	106.0	1:21.365	110.7	35.965	52.4	2:48.050		78.41	2.322	15:00:09.732
4 -	54.558	105.0	1:22.401	104.2	34.783	80.2	2:51.742		76.73	6.014	15:03:01.474
5 -	54.528	96.0	1:21.674	110.0	34.806	79.2	2:51.008		77.05	5.280	15:05:52.482
6 -	50.819	106.5	***1:20.409***	***111.8***	***34.500***	***80.5***	***2:45.728***	(1)	***79.51***		***15:08:38.210***

P38 26 THD John GRANT — Austin Mini Cooper S

IDEAL LAP TIME : 2:45.976 BEST LAP TIME : 2:46.107 DIFFERENCE : 0.131

LAP	SECTOR 1		SECTOR 2		SECTOR 3		LAP TIME		MPH	DIFF	TIME OF DAY
1 -	51.794	102.2	1:21.283	107.0	34.537	78.3	2:47.614		78.61	1.507	14:54:26.047
2 -	51.232	***106.0***	1:22.209	***108.7***	34.829	77.2	2:48.270		78.31	2.163	14:57:14.317
3 -	51.018	103.0	***1:20.850***	106.3	34.239	78.7	***2:46.107***	(1)	***79.33***		***15:00:00.424***
4 -	50.981	102.2	1:21.903	108.0	***34.211***	79.2	2:47.095		78.86	0.988	15:02:47.519
5 -	***50.915***	103.4	1:21.075	106.6	34.709	79.3	2:46.699	(2)	79.05	0.592	15:05:34.218
6 -	51.182	101.6	1:21.181	105.1	34.552	***79.4***	2:46.915	(3)	78.94	0.808	15:08:21.133

P39 2 THD Ben SEYFRIED — Austin Mini Cooper S

IDEAL LAP TIME : 2:45.683 BEST LAP TIME : 2:46.141 DIFFERENCE : 0.458

LAP	SECTOR 1		SECTOR 2		SECTOR 3		LAP TIME		MPH	DIFF	TIME OF DAY
1 -	50.927	105.0	***1:20.910***	105.6	34.676	79.7	2:46.513	(2)	79.13	0.372	14:54:27.790
2 -	50.870	***106.6***	1:22.033	110.5	34.623	67.0	2:47.526		78.66	1.385	14:57:15.316
3 -	52.709	104.6	1:21.106	***111.1***	34.473	79.0	2:48.288		78.30	2.147	15:00:03.604
4 -	52.457	103.8	1:21.783	108.5	34.270	78.6	2:48.510		78.20	2.369	15:02:52.114
5 -	***50.740***	104.0	1:21.940	107.2	34.458	78.9	2:47.138	(3)	78.84	0.997	15:05:39.252
6 -	51.102	104.2	1:21.006	109.1	***34.033***	79.6	***2:46.141***	(1)	***79.31***		***15:08:25.393***

P40 100 THD Ollie STREEK — Austin Mini Cooper S

IDEAL LAP TIME : BEST LAP TIME : 2:46.316 DIFFERENCE :

LAP	SECTOR 1		SECTOR 2		SECTOR 3		LAP TIME		MPH	DIFF	TIME OF DAY
1 -		***96.5***		105.1	34.564	78.4	2:47.812		78.52	1.496	14:54:45.000
2 -				105.8	34.560	79.4	2:47.632	(3)	78.61	1.316	14:57:32.632
3 -				108.4	37.329	72.9	2:49.529		77.73	3.213	15:00:22.161
4 -				104.3	34.580	***80.1***	2:48.374		78.26	2.058	15:03:10.535
5 -				109.4	***34.391***	79.9	2:46.336	(2)	79.22	0.020	15:05:56.871
6 -				***110.5***	34.476	79.6	***2:46.316***	(1)	***79.23***		***15:08:43.187***

Weather / Track : Bright / Dry

Silverstone GP
Circuit Length = 3.6604 miles
Start: 14:48 Flag 15:06 End: 15:13

Silverstone Classic

Mini Celebration Trophy Presented By Adrian Flux

QUALIFYING - RACE 7 - SECTOR ANALYSIS

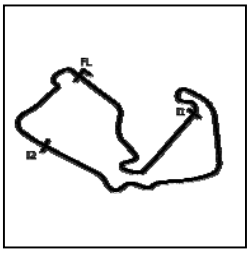

SECTOR 1 = FL to I1, SECTOR 2 = I1 to I2, SECTOR 3 = I2 to FL, DIFF = Difference To Personal Best Lap, P = Crossed Finish Line in Pit Lane, D = Time Disallowed

P41 54 THD Carl NAIRN — Morris Mini Cooper S

IDEAL LAP TIME : 2:46.419 BEST LAP TIME : 2:46.419 DIFFERENCE : 0.000

LAP	SECTOR 1		SECTOR 2		SECTOR 3		LAP TIME	MPH	DIFF	TIME OF DAY
1 -	53.156	101.5	1:23.282	107.0	34.492	79.0	2:50.930	77.09	4.511	14:55:04.970
2 -	52.056	***104.5***	1:22.160	107.7	34.633	78.0	2:48.849	78.04	2.430	14:57:53.819
3 -	51.584	102.7	1:21.729	***108.7***	34.755	79.1	2:48.068 **(3)**	78.40	1.649	15:00:41.887
4 -	51.421	102.4	1:21.784	105.5	34.134	79.2	2:47.339 **(2)**	78.74	0.920	15:03:29.226
5 -	***51.122***	103.5	***1:21.259***	108.0	***34.038***	***79.9***	***2:46.419*** **(1)**	***79.18***		***15:06:15.645***

P42 64 THD Peter CREWES — Austin Mini Cooper S

IDEAL LAP TIME : BEST LAP TIME : 2:46.576 DIFFERENCE :

LAP	SECTOR 1		SECTOR 2		SECTOR 3		LAP TIME	MPH	DIFF	TIME OF DAY
1 -				110.5	35.954	74.8	2:53.373	76.00	6.797	14:54:24.538
2 -				***112.9***	34.927	76.9	2:50.494	77.29	3.918	14:57:15.032
3 -				***112.9***	34.326	78.5	2:48.104	78.39	1.528	15:00:03.136
4 -				110.7	34.364	75.4	2:48.092 **(3)**	78.39	1.516	15:02:51.228
5 -				111.2	34.688	76.9	2:47.078 **(2)**	78.87	0.502	15:05:38.306
6 -				112.2	***34.047***	***79.8***	***2:46.576*** **(1)**	***79.10***		***15:08:24.882***

P43 66 THD Niall MCFADDEN — Austin Mini Cooper S

IDEAL LAP TIME : 2:46.929 BEST LAP TIME : 2:47.530 DIFFERENCE : 0.601

LAP	SECTOR 1		SECTOR 2		SECTOR 3		LAP TIME	MPH	DIFF	TIME OF DAY
1 -	52.310	103.4	1:22.524	107.5	35.034	76.9	2:49.868	77.57	2.338	14:54:24.751
2 -	52.094	***105.8***	***1:21.074***	106.8	***34.630***	77.7	2:47.798 **(2)**	78.53	0.268	14:57:12.549
3 -	53.196	75.3	1:25.582	107.5	35.142	78.3	2:53.920	75.76	6.390	15:00:06.469
4 -	51.538	103.4	1:21.259	***109.2***	34.733	***78.6***	***2:47.530*** **(1)**	***78.65***		***15:02:53.999***
5 -	***51.225***	105.5	1:25.037	81.6	36.191	77.8	2:52.453	76.41	4.923	15:05:46.452
6 -	52.200	102.1	1:22.581	106.5	34.697	77.4	2:49.478 **(3)**	77.75	1.948	15:08:35.930

P44 57 THD William WARD — Austin Mini Cooper S

IDEAL LAP TIME : 2:47.168 BEST LAP TIME : 2:47.963 DIFFERENCE : 0.795

LAP	SECTOR 1		SECTOR 2		SECTOR 3		LAP TIME	MPH	DIFF	TIME OF DAY
1 -	51.865	105.1	1:21.796	111.1	35.340	77.8	2:49.001 **(3)**	77.97	1.038	14:54:53.925
2 -	51.017	***107.5***	1:21.963	110.1	***34.983***	79.1	***2:47.963*** **(1)**	***78.45***		***14:57:41.888***
3 -	***50.826***	107.2	***1:21.359***	111.6	36.922	69.8	2:49.107	77.92	1.144	15:00:30.995
4 -	51.630	105.1	1:22.211	110.5	35.059	***79.7***	2:48.900 **(2)**	78.02	0.937	15:03:19.895
5 -	50.893	104.8	1:23.180	***112.4***	36.230	***79.7***	2:50.303	77.37	2.340	15:06:10.198

P45 24 THD Stephen MAWHINNEY — Morris Mini Cooper S

IDEAL LAP TIME : 2:47.943 BEST LAP TIME : 2:48.486 DIFFERENCE : 0.543

LAP	SECTOR 1		SECTOR 2		SECTOR 3		LAP TIME	MPH	DIFF	TIME OF DAY
1 -	50.888	***106.1***	***1:22.209***	106.6	35.389	79.9	***2:48.486*** **(1)**	***78.21***		***14:54:47.307***
2 -	51.646	101.2	1:25.212	***110.9***	***34.914***	***80.9***	2:51.772	76.71	3.286	14:57:39.079
3 -	51.514	105.3	1:22.460	106.5	38.486	73.6	2:52.460	76.41	3.974	15:00:31.539
4 -	52.886	104.0	1:22.516	108.0	35.210	80.8	2:50.612 **(3)**	77.23	2.126	15:03:22.151
5 -	***50.820***	104.8	1:22.983	108.2	35.395	77.1	2:49.198 **(2)**	77.88	0.712	15:06:11.349

P46 177 THD Bernardo HARTOGS — Austin Mini Cooper S

IDEAL LAP TIME : 2:47.958 BEST LAP TIME : 2:48.515 DIFFERENCE : 0.557

LAP	SECTOR 1		SECTOR 2		SECTOR 3		LAP TIME	MPH	DIFF	TIME OF DAY
1 -	53.083	***105.5***	1:23.599	105.8	35.874	77.1	2:52.556	76.36	4.041	14:54:24.371
2 -	52.311	103.4	1:22.180	107.5	35.346	76.1	2:49.837 **(3)**	77.59	1.322	14:57:14.208
3 -	52.012	105.0	1:22.343	106.6	35.986	78.6	2:50.341	77.36	1.826	15:00:04.549
4 -	51.736	104.2	***1:21.776***	109.6	35.003	77.4	***2:48.515*** **(1)**	***78.19***		***15:02:53.064***
5 -	51.747	104.0	1:22.820	***109.8***	***34.579***	***79.7***	2:49.146 **(2)**	77.90	0.631	15:05:42.210
6 -	***51.603***	105.0	1:27.280	97.5	35.559	78.9	2:54.442	75.54	5.927	15:08:36.652

Weather / Track : Bright / Dry

Silverstone GP
Circuit Length = 3.6604 miles
Start: 14:48 Flag 15:06 End: 15:13

Silverstone Classic

Mini Celebration Trophy Presented By Adrian Flux

QUALIFYING - RACE 7 - SECTOR ANALYSIS

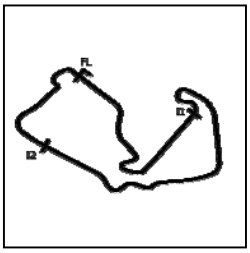

SECTOR 1 = FL to I1, SECTOR 2 = I1 to I2, SECTOR 3 = I2 to FL, DIFF = Difference To Personal Best Lap, P = Crossed Finish Line in Pit Lane, D = Time Disallowed

P47 72 THD Andy HARRISON — Morris Mini Cooper S

IDEAL LAP TIME : 2:48.545 BEST LAP TIME : 2:48.898 DIFFERENCE : 0.353

LAP	SECTOR 1		SECTOR 2		SECTOR 3		LAP TIME		MPH	DIFF	TIME OF DAY
1 -	53.125	103.5	1:22.794	107.2	36.166	76.2	2:52.085		76.57	3.187	14:55:03.586
2 -	52.755	104.6	1:23.663	***110.1***	***35.403***	***79.1***	2:51.821		76.69	2.923	14:57:55.407
3 -	51.433	105.3	***1:22.029***	108.7	35.436	78.6	***2:48.898***	**(1)**	***78.02***		***15:00:44.305***
4 -	51.703	***106.8***	1:22.787	106.8	35.688	77.7	2:50.178	**(3)**	77.43	1.280	15:03:34.483
5 -	***51.113***	104.5	1:22.146	107.0	35.881	77.2	2:49.140	**(2)**	77.91	0.242	15:06:23.623

P48 70 THD David JONES — Morris Mini Cooper S

IDEAL LAP TIME : 2:48.206 BEST LAP TIME : 2:49.488 DIFFERENCE : 1.282

LAP	SECTOR 1		SECTOR 2		SECTOR 3		LAP TIME		MPH	DIFF	TIME OF DAY
1 -	52.799	98.6	1:22.693	107.2	35.810	76.3	2:51.302		76.92	1.814	14:54:36.493
2 -	53.378	103.0	1:22.204	107.5	36.896	78.3	2:52.478		76.40	2.990	14:57:28.971
3 -	51.722	104.2	1:22.562	107.8	35.694	77.4	2:49.978	**(3)**	77.52	0.490	15:00:18.949
4 -	52.659	102.1	1:24.468	99.1	35.947	76.8	2:53.074		76.13	3.586	15:03:12.023
5 -	52.549	103.2	***1:21.837***	***108.5***	***35.102***	***79.3***	***2:49.488***	**(1)**	***77.75***		***15:06:01.511***
6 -	***51.267***	***105.6***	1:22.250	103.8	36.022	76.5	2:49.539	**(2)**	77.72	0.051	15:08:51.050

P49 141 THD Rory LONGDON — Morris Mini Cooper S

IDEAL LAP TIME : BEST LAP TIME : 2:50.539 DIFFERENCE :

LAP	SECTOR 1		SECTOR 2		SECTOR 3		LAP TIME		MPH	DIFF	TIME OF DAY
1 -							2:54.889		75.34	4.350	14:55:43.198
2 -							***2:50.539***	**(1)**	***77.27***		***14:58:33.737***
3 -							2:50.936		77.09	0.397	15:01:24.673
4 -							2:50.793	**(3)**	77.15	0.254	15:04:15.466
5 -							2:50.598	**(2)**	77.24	0.059	15:07:06.064

P50 60 THD Andrew CAMERON — Morris Mini Cooper S

IDEAL LAP TIME : BEST LAP TIME : 2:50.644 DIFFERENCE :

LAP	SECTOR 1		SECTOR 2		SECTOR 3		LAP TIME		MPH	DIFF	TIME OF DAY
1 -				101.9	35.640	76.8	2:54.198		75.64	3.554	14:54:12.291
2 -				101.5	35.578	75.7	2:52.010		76.61	1.366	14:57:04.301
3 -				102.9	***35.029***	***77.0***	2:51.711	**(3)**	76.74	1.067	14:59:56.012
4 -				102.7	35.397	76.6	2:52.432		76.42	1.788	15:02:48.444
5 -				103.2	35.064	76.2	***2:50.644***	**(1)**	***77.22***		***15:05:39.088***
6 -				103.5	35.079	76.1	2:51.167	**(2)**	76.98	0.523	15:08:30.255

P51 27 THD Kevin BOTTOMLEY — Morris Mini Cooper S

IDEAL LAP TIME : 2:49.274 BEST LAP TIME : 2:50.685 DIFFERENCE : 1.411

LAP	SECTOR 1		SECTOR 2		SECTOR 3		LAP TIME		MPH	DIFF	TIME OF DAY
1 -	52.861	101.3	1:25.130	101.8	36.245	77.3	2:54.236		75.63	3.551	14:54:36.325
2 -	54.022	104.0	1:23.577	97.9	35.490	74.9	2:53.089	**(3)**	76.13	2.404	14:57:29.414
3 -	52.185	104.6	***1:22.585***	110.0	38.623	72.1	2:53.393		75.99	2.708	15:00:22.807
4 -	53.428	102.7	1:24.321	***111.2***	35.111	75.7	2:52.860	**(2)**	76.23	2.175	15:03:15.667
5 -	***52.093***	***104.8***	1:23.996	107.7	***34.596***	79.7	***2:50.685***	**(1)**	***77.20***		***15:06:06.352***

P52 40 THD Per SKARNER — Austin Mini Cooper S

IDEAL LAP TIME : BEST LAP TIME : 2:51.083 DIFFERENCE :

LAP	SECTOR 1		SECTOR 2		SECTOR 3		LAP TIME		MPH	DIFF	TIME OF DAY
1 -				103.5	35.734	74.7	2:53.393		75.99	2.310	14:54:46.162
2 -				***107.7***	35.747	***77.2***	2:52.212	**(2)**	76.52	1.129	14:57:38.374
3 -				104.2	38.290	71.4	2:52.973		76.18	1.890	15:00:31.347
4 -				106.6	35.787	68.6	2:52.473	**(3)**	76.40	1.390	15:03:23.820
5 -				105.6	***35.198***	74.5	***2:51.083***	**(1)**	***77.02***		***15:06:14.903***

Weather / Track : Bright / Dry

Silverstone GP
Circuit Length = 3.6604 miles
Start: 14:48 Flag 15:06 End: 15:13

Silverstone Classic

Mini Celebration Trophy Presented By Adrian Flux

QUALIFYING - RACE 7 - SECTOR ANALYSIS

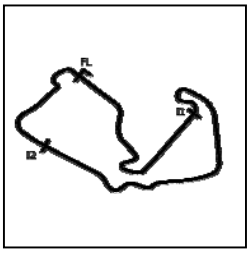

SECTOR 1 = FL to I1, SECTOR 2 = I1 to I2, SECTOR 3 = I2 to FL, DIFF = Difference To Personal Best Lap, P = Crossed Finish Line in Pit Lane, D = Time Disallowed

P53 104 THD Peter JAMES — Morris Mini Cooper S

IDEAL LAP TIME : 2:52.388 BEST LAP TIME : 2:53.023 DIFFERENCE : 0.635

LAP	SECTOR 1		SECTOR 2		SECTOR 3		LAP TIME		MPH	DIFF	TIME OF DAY
1 -	53.414	100.7	1:26.999	105.3	36.479	73.5	2:56.892		74.49	3.869	14:55:34.951
2 -	53.320	100.4	1:28.132	105.8	35.945	73.9	2:57.397		74.28	4.374	14:58:32.348
3 -	54.241	102.2	1:25.381	107.3	***35.369***	***78.2***	2:54.991	**(3)**	75.30	1.968	15:01:27.339
4 -	***52.525***	***102.7***	***1:24.494***	107.2	36.004	75.7	***2:53.023***	**(1)**	***76.16***		***15:04:20.362***
5 -	52.694	95.7	1:25.274	***108.9***	36.046	77.1	2:54.014	**(2)**	75.72	0.991	15:07:14.376

P54 49 THD Bengt-Ake BENGTSSON — Morris Mini Cooper S

IDEAL LAP TIME : 2:53.322 BEST LAP TIME : 2:54.166 DIFFERENCE : 0.844

LAP	SECTOR 1		SECTOR 2		SECTOR 3		LAP TIME		MPH	DIFF	TIME OF DAY
1 -	56.069	95.8	1:26.206	95.3	36.614	76.2	2:58.889		73.66	4.723	14:54:51.274
2 -	53.443	***101.3***	1:25.843	106.0	36.276	77.0	2:55.562	**(3)**	75.06	1.396	14:57:46.836
3 -	53.366	100.7	1:26.255	***106.5***	36.300	***77.8***	2:55.921		74.90	1.755	15:00:42.757
4 -	***53.000***	***101.3***	1:25.440	106.1	***35.726***	76.3	***2:54.166***	**(1)**	***75.66***		***15:03:36.923***
5 -	53.649	100.3	***1:24.596***	104.5	36.062	76.8	2:54.307	**(2)**	75.60	0.141	15:06:31.230

P55 28 THD Raymond LOW — Morris Mini Cooper S

IDEAL LAP TIME : 2:53.580 BEST LAP TIME : 2:55.087 DIFFERENCE : 1.507

LAP	SECTOR 1		SECTOR 2		SECTOR 3		LAP TIME		MPH	DIFF	TIME OF DAY
1 -	53.519	101.9	1:33.763	68.1	IN PIT		3:07.846	**P**	70.15	12.759	14:55:43.586
2 -	OUTLAP	101.6	1:24.701	107.2	37.174	***76.0***	4:36.725		47.62	1:41.638	15:00:20.311
3 -	55.243	97.1	1:24.671	***109.4***	***36.641***	75.2	2:56.555	**(2)**	74.63	1.468	15:03:16.866
4 -	***52.692***	***104.8***	***1:24.247***	108.7	38.148	70.9	***2:55.087***	**(1)**	***75.26***		***15:06:11.953***

P56 15 THD Jonathan KENT — Austin Mini Cooper S

IDEAL LAP TIME : 2:53.862 BEST LAP TIME : 2:55.511 DIFFERENCE : 1.649

LAP	SECTOR 1		SECTOR 2		SECTOR 3		LAP TIME		MPH	DIFF	TIME OF DAY
1 -	54.619	***104.3***	***1:23.886***	***103.7***	***37.006***	***76.6***	***2:55.511***	**(1)**	***75.08***		***14:55:09.294***

P57 22 THD Ellie BIRCHENHOUGH — Austin Mini Cooper S

IDEAL LAP TIME : 3:07.428 BEST LAP TIME : 3:07.880 DIFFERENCE : 0.452

LAP	SECTOR 1		SECTOR 2		SECTOR 3		LAP TIME		MPH	DIFF	TIME OF DAY
1 -	57.834	90.0	1:32.687	92.4	41.310	64.3	3:11.831	**(3)**	68.69	3.951	14:55:54.119
2 -	57.986	93.9	1:33.036	96.6	40.375	66.6	3:11.397	**(2)**	68.85	3.517	14:59:05.516
3 -	1:00.126	80.6	1:37.540	89.7	41.737	68.2	3:19.403		66.08	11.523	15:02:24.919
4 -	***57.498***	88.0	1:34.682	89.2	40.264	69.0	3:12.444		68.47	4.564	15:05:37.363
5 -	57.950	***94.9***	***1:30.066***	***98.5***	***39.864***	69.1	***3:07.880***	**(1)**	***70.13***		***15:08:45.243***

Weather / Track : Bright / Dry

Silverstone GP
Circuit Length = 3.6604 miles
Start: 14:48 Flag 15:06 End: 15:13

Silverstone Classic

Mini Celebration Trophy Presented By Adrian Flux

QUALIFYING - RACE 7 - BEST SECTORS

	SECTOR 1			SECTOR 2			SECTOR 3		
POS	NO	NAME	TIME	NO	NAME	TIME	NO	NAME	TIME
1	46	CURLEY	48.559	76	MORGAN	1:17.820	76	MORGAN	32.883
2	3	MIDDLEHURST	48.714	20	OWENS	1:17.855	20	OWENS	32.939
3	20	OWENS	48.890	81	TURNER	1:17.929	244	BELL	32.974
4	155	SMITH	48.970	155	SMITH	1:17.959	142	MORGAN	33.082
5	76	MORGAN	49.041	46	CURLEY	1:18.240	3	MIDDLEHURST	33.181
6	244	BELL	49.075	244	BELL	1:18.272	46	CURLEY	33.257
7	18	SMITH	49.115	3	MIDDLEHURST	1:18.374	44	CAINE	33.277
8	81	TURNER	49.124	5	EKORNESS	1:18.399	18	SMITH	33.289
9	101	WOODROW	49.267	44	CAINE	1:18.665	81	TURNER	33.300
10	5	EKORNESS	49.287	21	EDGECOMBE	1:18.711	11	CHURCHILL	33.424
11	45	OGDEN	49.322	45	OGDEN	1:18.916	155	SMITH	33.426
12	88	PADDY	49.451	888	WHEELER	1:18.920	888	WHEELER	33.435
13	7	LEWIS	49.489	11	CHURCHILL	1:18.943	117	HATTON	33.448
14	21	EDGECOMBE	49.503	101	WOODROW	1:19.151	21	EDGECOMBE	33.499
15	11	CHURCHILL	49.516	117	HATTON	1:19.253	7	LEWIS	33.513
16	888	WHEELER	49.571	18	SMITH	1:19.287	5	EKORNESS	33.627
17	44	CAINE	49.572	75	EVANS	1:19.299	25	SIME	33.646
18	711	LEWIS	49.652	35	GJERDRUM	1:19.388	75	EVANS	33.682
19	117	HATTON	49.663	88	PADDY	1:19.395	115	HOUSE	33.690
20	35	GJERDRUM	49.756	711	LEWIS	1:19.480	33	ASTIN	33.698
21	25	SIME	49.833	7	LEWIS	1:19.507	23	COOPER	33.706
22	75	EVANS	49.870	29	SPENCER	1:19.600	45	OGDEN	33.743
23	23	COOPER	49.979	25	SIME	1:19.876	101	WOODROW	33.757
24	127	WINDOW	50.075	115	HOUSE	1:19.998	127	WINDOW	33.759
25	77	BURNETT	50.107	127	WINDOW	1:20.177	111	CARINI	33.779
26	115	HOUSE	50.120	82	DEATH	1:20.188	151	STAFFORD	33.784
27	111	CARINI	50.199	217	LYNCH	1:20.409	50	STANBRIDGE	33.832
28	82	DEATH	50.292	77	BURNETT	1:20.450	35	GJERDRUM	33.866
29	84	JONES	50.422	111	CARINI	1:20.483	88	PADDY	33.926
30	29	SPENCER	50.524	23	COOPER	1:20.499	711	LEWIS	33.939
31	217	LYNCH	50.566	33	ASTIN	1:20.614	77	BURNETT	34.009
32	2	SEYFRIED	50.740	26	GRANT	1:20.850	2	SEYFRIED	34.033
33	24	MAWHINNEY	50.820	2	SEYFRIED	1:20.910	29	SPENCER	34.037
34	57	WARD	50.826	84	JONES	1:21.027	54	NAIRN	34.038
35	26	GRANT	50.915	66	MCFADDEN	1:21.074	99	O'CONNOR	34.043
36	33	ASTIN	50.988	54	NAIRN	1:21.259	82	DEATH	34.044
37	72	HARRISON	51.113	57	WARD	1:21.359	64	CREWES	34.047
38	54	NAIRN	51.122	177	HARTOGS	1:21.776	84	JONES	34.128
39	66	MCFADDEN	51.225	70	JONES	1:21.837	26	GRANT	34.211
40	70	JONES	51.267	72	HARRISON	1:22.029	100	STREEK	34.391
41	177	HARTOGS	51.603	24	MAWHINNEY	1:22.209	217	LYNCH	34.500
42	27	BOTTOMLEY	52.093	27	BOTTOMLEY	1:22.585	177	HARTOGS	34.579
43	104	JAMES	52.525	15	KENT	1:23.886	27	BOTTOMLEY	34.596
44	28	LOW	52.692	100	STREEK	1:24.206	66	MCFADDEN	34.630
45	15	KENT	52.970	28	LOW	1:24.247	24	MAWHINNEY	34.914
46	49	BENGTSSON	53.000	104	JAMES	1:24.494	57	WARD	34.983
47	22	BIRCHENHOUGH	57.498	49	BENGTSSON	1:24.596	60	CAMERON	35.029
48				22	BIRCHENHOUGH	1:30.066	70	JONES	35.102
49							40	SKARNER	35.198
50							104	JAMES	35.369
51							72	HARRISON	35.403
52							49	BENGTSSON	35.726
53							28	LOW	36.641
54							15	KENT	37.006
55							22	BIRCHENHOUGH	39.864
56									
57									

IDEAL / BEST COMPARISON					
POS	NO	NAME	IDEAL	BEST	DIFF
		PERFECT LAP	2:39.262		
1	20	OWENS	2:39.684	2:39.697	0.013
2	76	MORGAN	2:39.744	2:39.744	0.000
3	46	CURLEY	2:40.056	2:40.251	0.195
4	3	MIDDLEHURST	2:40.269	2:40.269	0.000
5	244	BELL	2:40.321	2:40.572	0.251
6	81	TURNER	2:40.353	2:40.487	0.134
7	155	SMITH	2:40.355	2:40.751	0.396
8	5	EKORNESS	2:41.313	2:41.713	0.400
9	44	CAINE	2:41.514	2:42.457	0.943
10	18	SMITH	2:41.691	2:41.691	0.000
11	21	EDGECOMBE	2:41.713	2:42.105	0.392
12	11	CHURCHILL	2:41.883	2:42.499	0.616
13	888	WHEELER	2:41.926	2:41.926	0.000
14	45	OGDEN	2:41.981	2:42.853	0.872
15	101	WOODROW	2:42.175	2:42.408	0.233
16	117	HATTON	2:42.364	2:42.397	0.033
17	7	LEWIS	2:42.509	2:42.706	0.197
18	88	PADDY	2:42.772	2:43.055	0.283
19	75	EVANS	2:42.851	2:43.685	0.834
20	35	GJERDRUM	2:43.010	2:43.412	0.402
21	711	LEWIS	2:43.071	2:43.329	0.258
22	25	SIME	2:43.355	2:43.358	0.003
23	115	HOUSE	2:43.808	2:43.808	0.000
24	127	WINDOW	2:44.011	2:44.040	0.029
25	29	SPENCER	2:44.161	2:44.291	0.130
26	23	COOPER	2:44.184	2:44.202	0.018
27	111	CARINI	2:44.461	2:45.716	1.255
28	82	DEATH	2:44.524	2:44.670	0.146
29	77	BURNETT	2:44.566	2:44.566	0.000
30	33	ASTIN	2:45.300	2:45.480	0.180
31	217	LYNCH	2:45.475	2:45.728	0.253
32	84	JONES	2:45.577	2:45.577	0.000
33	2	SEYFRIED	2:45.683	2:46.141	0.458
34	26	GRANT	2:45.976	2:46.107	0.131
35	54	NAIRN	2:46.419	2:46.419	0.000
36	66	MCFADDEN	2:46.929	2:47.530	0.601
37	57	WARD	2:47.168	2:47.963	0.795
38	24	MAWHINNEY	2:47.943	2:48.486	0.543
39	177	HARTOGS	2:47.958	2:48.515	0.557
40	70	JONES	2:48.206	2:49.488	1.282
41	72	HARRISON	2:48.545	2:48.898	0.353
42	27	BOTTOMLEY	2:49.274	2:50.685	1.411
43	104	JAMES	2:52.388	2:53.023	0.635
44	49	BENGTSSON	2:53.322	2:54.166	0.844
45	28	LOW	2:53.580	2:55.087	1.507
46	15	KENT	2:53.862	2:55.511	1.649
47	22	BIRCHENHOUGH	3:07.428	3:07.880	0.452
48	141	LONGDON		2:50.539	
49	142	MORGAN		2:41.615	
50	151	STAFFORD		2:44.853	
51	40	SKARNER		2:51.083	
52	64	CREWES		2:46.576	
53	100	STREEK		2:46.316	
54	99	O'CONNOR		2:44.686	
55	103	WATTS		2:42.428	
56	60	CAMERON		2:50.644	
57	50	STANBRIDGE		2:44.237	

Weather / Track : Bright / Dry

Silverstone GP
Circuit Length = 3.6604 miles
Start: 14:48 Flag 15:06 End: 15:13

Results can be found at www.tsl-timing.com

Printed - 15:13 Friday, 26 July 2019

Silverstone Classic

Mini Celebration Trophy Presented By Adrian Flux

QUALIFYING - RACE 7 - BEST SPEEDS

	INTERMEDIATE 1			INTERMEDIATE 2			FINISH LINE		
POS	NO	NAME	MPH	NO	NAME	MPH	NO	NAME	MPH
1	46	CURLEY	110.5	76	MORGAN	115.9	20	OWENS	82.6
2	21	EDGECOMBE	110.1	29	SPENCER	115.3	88	PADDY	82.6
3	45	OGDEN	110.0	46	CURLEY	114.5	3	MIDDLEHURST	82.5
4	20	OWENS	109.8	711	LEWIS	114.5	142	MORGAN	82.2
5	88	PADDY	109.6	45	OGDEN	114.3	44	CAINE	82.1
6	711	LEWIS	109.6	142	MORGAN	114.1	46	CURLEY	82.0
7	3	MIDDLEHURST	109.2	20	OWENS	113.9	11	CHURCHILL	82.0
8	81	TURNER	109.2	244	BELL	113.9	5	EKORNESS	81.9
9	76	MORGAN	109.1	81	TURNER	113.7	7	LEWIS	81.9
10	244	BELL	109.1	127	WINDOW	113.5	76	MORGAN	81.7
11	5	EKORNESS	109.1	77	BURNETT	113.1	81	TURNER	81.7
12	44	CAINE	108.7	5	EKORNESS	112.9	101	WOODROW	81.7
13	155	SMITH	108.4	101	WOODROW	112.9	45	OGDEN	81.7
14	127	WINDOW	108.0	64	CREWES	112.9	888	WHEELER	81.4
15	101	WOODROW	107.8	3	MIDDLEHURST	112.7	75	EVANS	81.4
16	18	SMITH	107.7	21	EDGECOMBE	112.7	711	LEWIS	81.3
17	111	CARINI	107.7	99	O'CONNOR	112.7	18	SMITH	81.2
18	75	EVANS	107.5	155	SMITH	112.5	155	SMITH	81.1
19	23	COOPER	107.5	23	COOPER	112.5	23	COOPER	81.0
20	57	WARD	107.5	57	WARD	112.4	117	HATTON	80.9
21	35	GJERDRUM	107.3	44	CAINE	112.2	111	CARINI	80.9
22	29	SPENCER	107.3	217	LYNCH	111.8	24	MAWHINNEY	80.9
23	7	LEWIS	107.2	117	HATTON	111.6	244	BELL	80.8
24	77	BURNETT	107.0	11	CHURCHILL	111.6	21	EDGECOMBE	80.7
25	82	DEATH	107.0	7	LEWIS	111.6	25	SIME	80.7
26	217	LYNCH	107.0	88	PADDY	111.6	35	GJERDRUM	80.7
27	72	HARRISON	106.8	35	GJERDRUM	111.6	50	STANBRIDGE	80.7
28	117	HATTON	106.6	50	STANBRIDGE	111.4	77	BURNETT	80.6
29	11	CHURCHILL	106.6	75	EVANS	111.2	33	ASTIN	80.6
30	33	ASTIN	106.6	33	ASTIN	111.2	115	HOUSE	80.5
31	2	SEYFRIED	106.6	27	BOTTOMLEY	111.2	127	WINDOW	80.5
32	888	WHEELER	106.5	18	SMITH	111.1	217	LYNCH	80.5
33	24	MAWHINNEY	106.1	2	SEYFRIED	111.1	151	STAFFORD	80.4
34	26	GRANT	106.0	888	WHEELER	110.9	84	JONES	80.4
35	66	MCFADDEN	105.8	25	SIME	110.9	27	BOTTOMLEY	80.4
36	84	JONES	105.6	82	DEATH	110.9	2	SEYFRIED	80.2
37	70	JONES	105.6	24	MAWHINNEY	110.9	100	STREEK	80.1
38	25	SIME	105.5	111	CARINI	110.5	54	NAIRN	79.9
39	177	HARTOGS	105.5	100	STREEK	110.5	64	CREWES	79.8
40	115	HOUSE	105.3	72	HARRISON	110.1	29	SPENCER	79.7
41	27	BOTTOMLEY	104.8	177	HARTOGS	109.8	57	WARD	79.7
42	28	LOW	104.8	115	HOUSE	109.4	177	HARTOGS	79.7
43	54	NAIRN	104.5	28	LOW	109.4	82	DEATH	79.7
44	15	KENT	104.3	66	MCFADDEN	109.2	26	GRANT	79.4
45	104	JAMES	102.7	104	JAMES	108.9	70	JONES	79.3
46	49	BENGTSSON	101.3	26	GRANT	108.7	72	HARRISON	79.1
47	100	STREEK	96.5	54	NAIRN	108.7	66	MCFADDEN	78.6
48	22	BIRCHENHOUGH	94.9	70	JONES	108.5	104	JAMES	78.2
49				84	JONES	108.4	49	BENGTSSON	77.8
50				40	SKARNER	107.7	40	SKARNER	77.2
51				151	STAFFORD	107.5	60	CAMERON	77.0
52				49	BENGTSSON	106.5	15	KENT	76.6
53				60	CAMERON	106.0	28	LOW	76.0
54				15	KENT	103.7	22	BIRCHENHOUGH	69.2
55				22	BIRCHENHOUGH	98.5			
56									
57									

Weather / Track : Bright / Dry

Silverstone GP
Circuit Length = 3.6604 miles
Start: 14:48 Flag 15:06 End: 15:13

Silverstone Classic

Mini Celebration Trophy Presented By Adrian Flux

QUALIFYING - RACE 7 - STATISTICS

Competitors Started	57
Planned Start	2019-07-26 @ 14:49:00.000
Actual Start	2019-07-26 @ 14:48:01.420
Finish Time	2019-07-26 @ 15:06:03.100
Track Length	3.6604mi.
Total Laps	308
Total Distance Covered	1127.4332mi.

Session Fastest Lap History

NO	NAME	LAP TIME	TIME OF DAY	LAP	VEHICLE
46	**Ian CURLEY**	**2:41.968**	14:53:41.070	1	Austin Mini Cooper S
3	**Chris MIDDLEHURST**	**2:41.681**	14:53:46.477	1	Morris Mini Cooper S
20	**Endaf OWENS**	**2:40.594**	14:53:54.772	1	Austin Mini Cooper S
3	**Chris MIDDLEHURST**	**2:40.269**	14:59:07.815	3	Morris Mini Cooper S
76	**Adam MORGAN**	**2:39.744**	15:04:25.136	5	Morris Mini Cooper S
20	**Endaf OWENS**	**2:39.697**	15:04:36.996	5	Austin Mini Cooper S

Flag History

TYPE	TIME OF DAY
GREEN	14:48:01.420
FINISH	15:06:03.100

Flag Statistics

TYPE	COUNT	TOTAL LAPS	TOTAL TIME
Green	1	6	25:31.398
Red	0	0	0.000
Safety Car	0	0	0.000
FCY	0	0	0.000

Silverstone GP
Circuit Length = 3.6604 miles
Start: 14:48 Flag 15:06 End: 15:13

Weather / Track : Bright / Dry

These results are provisional until the conclusion of any judicial and technical matters.

Clerk Of Course :		Timekeeper :

Results can be found at www.tsl-timing.com

Printed - 15:17 Friday, 26 July 2019

Silverstone Classic

Mini Celebration Trophy Presented By Adrian Flux

RACE 7 - GRID (20 minutes) - AMENDED

Sheet No:	Issue Time:

ROW 28	55	15	2:55.511 Jonathan KENT	56	22	3:07.880 Ellie BIRCHENHOUGH
ROW 27	53	49	2:54.166 Bengt-Ake BENGTSSON	54	28	2:55.087 Raymond LOW
ROW 26	51	40	2:51.083 Per SKARNER	52	104	2:53.023 Peter JAMES
ROW 25	49	60	2:50.644 Andrew CAMERON	50	27	2:50.685 Kevin BOTTOMLEY
ROW 24	47	70	2:49.488 David JONES	48	141	2:50.539 Rory LONGDON
ROW 23	45	177	2:48.515 Bernardo HARTOGS	46	72	2:48.898 Andy HARRISON
ROW 22	43	57	2:47.963 William WARD	44	24	2:48.486 Stephen MAWHINNEY
ROW 21	41	64	2:46.576 Peter CREWES	42	66	2:47.530 Niall MCFADDEN
ROW 20	39	100	2:46.316 Ollie STREEK	40	54	2:46.419 Carl NAIRN
ROW 19	37	26	2:46.107 John GRANT	38	2	2:46.141 Ben SEYFRIED
ROW 18	35	111	2:45.716 Gregory CARINI	36	217	2:45.728 William LYNCH
ROW 17	33	33	2:45.480 Kane ASTIN	34	84	2:45.577 Steve JONES
ROW 16	31	99	2:44.686 Kevin O'CONNOR	32	151	2:44.853 Elliott STAFFORD
ROW 15	29	77	2:44.566 Mark BURNETT	30	82	2:44.670 Harvey DEATH
ROW 14	27	50	2:44.237 Tim STANBRIDGE	28	29	2:44.291 Robert SPENCER
ROW 13	25	127	2:44.040 Leon WINDOW	26	23	2:44.202 Tina COOPER
ROW 12	23	75	2:43.685 Simon EVANS	24	115	2:43.808 Philip HOUSE
ROW 11	21	25	2:43.358 Barry SIME	22	35	2:43.412 Mads GJERDRUM
ROW 10	19	88	2:43.055 Nick PADDY	20	711	2:43.329 Dan LEWIS
ROW 9	17	11	2:42.499 Graham CHURCHILL	18	45	2:42.853 David OGDEN
ROW 8	15	103	2:42.428 Patrick WATTS	16	44	2:42.457 Michael CAINE
ROW 7	13	117	2:42.397 Benjamin HATTON	14	101	2:42.408 Stephen WOODROW
ROW 6	11	888	2:41.926 Daniel WHEELER	12	21	2:42.105 Dave EDGECOMBE
ROW 5	9	18	2:41.691 Aaron SMITH	10	5	2:41.713 Lars EKORNESS
ROW 4	7	155	2:40.751 Jeff SMITH	8	142	2:41.615 Chris MORGAN
ROW 3	5	81	2:40.487 Darren TURNER	6	244	2:40.572 Tom BELL
ROW 2	3	46	2:40.251 Ian CURLEY	4	3	2:40.269 Chris MIDDLEHURST
ROW 1	1	20	2:39.697 Endaf OWENS	2	76	2:39.744 Adam MORGAN

Pole

Car 7 - Withdrawn

Silverstone GP
Circuit Length = 3.6604 miles

These results are provisional until the conclusion of any judicial and technical matters.

Clerk Of Course :	Steward :	Timekeeper :

Results can be found at www.tsl-timing.com

Printed - 11:26 Saturday, 27 July 2019

Silverstone Classic

Mini Celebration Trophy Presented By Adrian Flux

RACE 7 - CLASSIFICATION

Sheet No:	Issue Time:

POS	NO	NAME	ENTRY	LAPS	TIME	GAP	DIFF	MPH	BEST	ON
1	81	Darren TURNER	Morris Mini Cooper S	7	21:13.492			72.43	2:49.660	7
2	3	Chris MIDDLEHURST	Morris Mini Cooper S	7	21:14.232	0.740	0.740	72.39	2:49.189	7
3	76	Adam MORGAN	Morris Mini Cooper S	7	21:17.734	4.242	3.502	72.19	2:50.161	7
4	46	Ian CURLEY	Austin Mini Cooper S	7	21:21.983	8.491	4.249	71.95	2:51.749	6
5	44	Michael CAINE	Austin Mini Cooper S	7	21:22.555	9.063	0.572	71.92	2:50.712	7
6	18	Aaron SMITH	Austin Mini Cooper S	7	21:23.396	9.904	0.841	71.87	2:51.368	7
7	115	Philip HOUSE	Morris Mini Cooper S	7	21:24.060	10.568	0.664	71.83	2:50.477	7
8	244	Tom BELL	Austin Mini Cooper S	7	21:30.271	16.779	6.211	71.49	2:52.733	6
9	20	Endaf OWENS	Austin Mini Cooper S	7	21:30.819	17.327	0.548	71.46	2:52.646	6
10	103	Patrick WATTS	Austin Mini Cooper S	7	21:32.032	18.540	1.213	71.39	2:52.214	6
11	101	Stephen WOODROW	Morris Mini Cooper S	7	21:37.387	23.895	5.355	71.10	2:54.041	7
12	45	David OGDEN	Austin Mini Cooper S	7	21:37.888	24.396	0.501	71.07	2:52.899	7
13	88	Nick PADDY	Austin Mini Cooper S	7	21:38.582	25.090	0.694	71.03	2:52.762	7
14	25	Barry SIME	Morris Mini Cooper S	7	21:41.528	28.036	2.946	70.87	2:52.989	6
15	11	Graham CHURCHILL	Austin Mini Cooper S	7	21:41.722	28.230	0.194	70.86	2:54.207	7
16	5	Lars EKORNESS	Morris Mini Cooper S	7	21:41.951	28.459	0.229	70.85	2:52.529	5
17	117	Benjamin HATTON	Morris Mini Cooper S	7	21:45.720	32.228	3.769	70.64	2:54.191	5
18	711	Dan LEWIS	Austin Mini Cooper S	7	21:46.126	32.634	0.406	70.62	2:53.352	6
19	50	Tim STANBRIDGE	Morris Mini Cooper S	7	21:49.015	35.523	2.889	70.46	2:53.602	6
20	29	Robert SPENCER	Austin Mini Cooper S	7	21:49.903	36.411	0.888	70.42	2:55.850	6
21	151	Elliott STAFFORD	Austin Mini Cooper S	7	21:52.658	39.166	2.755	70.27	2:53.299	7
22	84	Steve JONES	Morris Mini Cooper S	7	21:54.323	40.831	1.665	70.18	2:54.065	7
23	35	Mads GJERDRUM	Austin Mini Cooper S	7	21:54.563	41.071	0.240	70.17	2:52.776	7
24	127	Leon WINDOW	Morris Mini Cooper S	7	21:57.290	43.798	2.727	70.02	2:55.951	7
25	26	John GRANT	Austin Mini Cooper S	7	22:04.744	51.252	7.454	69.63	2:56.778	7
26	99 *	Kevin O'CONNOR	Austin Mini Cooper S	7	22:05.221	51.729	0.477	69.60	2:57.862	7
27	54	Carl NAIRN	Morris Mini Cooper S	7	22:05.970	52.478	0.749	69.56	2:56.835	4
28	217	William LYNCH	Morris Mini Cooper S	7	22:07.266	53.774	1.296	69.49	2:57.724	7
29	100	Ollie STREEK	Austin Mini Cooper S	7	22:07.579	54.087	0.313	69.48	2:56.333	6
30	23	Tina COOPER	Austin Mini Cooper S	7	22:08.343	54.851	0.764	69.44	2:57.454	6
31	77	Mark BURNETT	Austin Mini Countryman	7	22:08.687	55.195	0.344	69.42	2:56.690	7
32	82	Harvey DEATH	Austin Mini Cooper S	7	22:09.871	56.379	1.184	69.36	2:56.764	7
33	40	Per SKARNER	Austin Mini Cooper S	7	22:17.387	1:03.895	7.516	68.97	2:59.060	5
34	141	Rory LONGDON	Morris Mini Cooper S	7	22:19.231	1:05.739	1.844	68.87	2:58.016	5
35	72	Andy HARRISON	Morris Mini Cooper S	7	22:20.824	1:07.332	1.593	68.79	2:58.627	4
36	49	Bengt-Ake BENGTSSON	Morris Mini Cooper S	7	22:25.186	1:11.694	4.362	68.57	2:59.363	7
37	60	Andrew CAMERON	Morris Mini Cooper S	7	22:37.436	1:23.944	12.250	67.95	3:01.875	4
38	70	David JONES	Morris Mini Cooper S	7	22:39.321	1:25.829	1.885	67.86	3:02.212	7
39	24	Stephen MAWHINNEY	Morris Mini Cooper S	7	22:47.214	1:33.722	7.893	67.46	2:57.240	7
40	57 *	William WARD	Austin Mini Cooper S	7	22:48.815	1:35.323	1.601	67.39	3:00.660	7
41	27	Kevin BOTTOMLEY	Morris Mini Cooper S	7	22:51.855	1:38.363	3.040	67.24	3:02.498	7
42	15	Jonathan KENT	Austin Mini Cooper S	7	23:04.165	1:50.673	12.310	66.64	3:02.494	6
43	104	Peter JAMES	Morris Mini Cooper S	7	23:08.005	1:54.513	3.840	66.45	3:03.616	7
44	22	Ellie BIRCHENHOUGH	Austin Mini Cooper S	7	23:30.480	2:16.988	22.475	65.39	3:08.036	3
45	28 *	Raymond LOW	Morris Mini Cooper S	7	23:52.061	2:38.569	21.581	64.41	3:07.222	6
46	75	Simon EVANS	Austin Mini Cooper S	6	23:03.450	1 Lap	1 Lap	57.15	2:59.984	4
			NOT CLASSIFIED							
DNF	888	Daniel WHEELER	Austin Mini Cooper S	6	18:49.521	1 Lap		70.00	2:54.993	5
DNF	33	Kane ASTIN	Morris Mini Cooper S	6	18:49.904	1 Lap	0.383	69.97	2:53.116	5
DNF	21	Dave EDGECOMBE	Austin Mini Cooper S	5	16:07.398	2 Laps	1 Lap	68.10	2:58.906	4
DNF	142	Chris MORGAN	Austin Mini Cooper S	4	12:44.794	3 Laps	1 Lap	68.92	2:53.567	4
DNF	155	Jeff SMITH	Austin Mini Cooper S	4	12:53.097	3 Laps	8.303	68.18	2:55.023	3
DNF	2	Ben SEYFRIED	Austin Mini Cooper S	4	13:15.200	3 Laps	22.103	66.28	2:57.917	4
DNF	177	Bernardo HARTOGS	Austin Mini Cooper S	4	13:43.271	3 Laps	28.071	64.02	3:06.990	3
DNF	64	Peter CREWES	Austin Mini Cooper S	4	14:06.521	3 Laps	23.250	62.26	2:59.891	3
NC	66	Niall MCFADDEN	Austin Mini Cooper S	4	23:31.892	3 Laps	9:25.371	37.33	2:58.845	4
DNF	111 *	Gregory CARINI	Morris Mini Cooper S	3	10:43.660	4 Laps	1 Lap	61.41	3:26.439	2

FASTEST LAP

3	Chris MIDDLEHURST	Morris Mini Cooper S	7	2:49.189	77.88 mph	125.34 kph

***Car 57 requires a working transponder - Regulation Q12.2.1 / Final Instruction 24 refer.**
***Cars 28, 99 & 111 - transponders intermittent, please check before race 2.**

Silverstone GP
Circuit Length = 3.6604 miles
Start: 14:52 Flag 15:13 End: 15:16

Weather / Track : Cloudy / Wet

These results are provisional until the conclusion of any judicial and technical matters.

Clerk Of Course :	Steward :	Timekeeper :

Results can be found at www.tsl-timing.com

Printed - 15:19 Saturday, 27 July 2019

Silverstone Classic

Mini Celebration Trophy Presented By Adrian Flux

RACE 7 - LAP CHART

LAP 1		@ 14:56:33.256
NO	BEHIND	LAP TIME
20		4:00.066
76	0.042	4:00.108
46	0.179	4:00.245
3	0.254	4:00.320
244	0.368	4:00.434
81	0.399	4:00.465
142	0.531	4:00.597
155	0.656	4:00.722
5	0.898	4:00.964
18	0.938	4:01.004
21	1.188	4:01.254
888	1.280	4:01.346
117	1.568	4:01.634
101	1.933	4:01.999
103	1.964	4:02.030
11	2.377	4:02.443
44	2.570	4:02.636
45	2.728	4:02.794
88	2.975	4:03.041
711	3.125	4:03.191
25	3.326	4:03.392
35	3.465	4:03.531
115	3.996	4:04.062
75	4.365	4:04.431
127	4.666	4:04.732
23	5.937	4:06.003
50	5.961	4:06.027
29	6.126	4:06.192
77	6.288	4:06.354
82	6.685	4:06.751
99	6.837	4:06.903
33	7.160	4:07.226
151	7.442	4:07.508
84	7.964	4:08.030
111	8.415	4:08.481
217	8.712	4:08.778
26	9.083	4:09.149
2	9.470	4:09.536
100	9.509	4:09.575
54	10.486	4:10.552
64	10.727	4:10.793
66	11.766	4:11.832
177	11.967	4:12.033
24	12.522	4:12.588
40	13.278	4:13.344
72	13.673	4:13.739
49	14.772	4:14.838
70	15.166	4:15.232
60	15.561	4:15.627
141	15.792	4:15.858
27	17.208	4:17.274
104	17.928	4:17.994
28	19.059	4:19.125
15	19.637	4:19.703
22	19.986	4:20.052
57	20.865	4:20.931

LAP 2		@ 14:59:30.039
NO	BEHIND	LAP TIME
76		2:56.741
46	0.234	2:56.838
142	0.422	2:56.674
3	1.067	2:57.596
81	1.222	2:57.606
18	2.011	2:57.856
103	3.952	2:58.771
155	4.305	3:00.432
44	4.807	2:59.020
244	5.199	3:01.614
20	5.570	3:02.353
101	6.040	3:00.890
117	6.640	3:01.855
45	6.899	3:00.954
115	7.435	3:00.222
11	8.265	3:02.671
88	8.718	3:02.526
25	10.173	3:03.630
21	10.234	3:05.829
711	10.563	3:04.221
888	10.982	3:06.485
35	11.007	3:04.325
29	11.551	3:02.208
127	11.557	3:03.674
50	11.956	3:02.778
75	13.040	3:05.458
5	13.206	3:09.091
33	13.320	3:02.943
84	14.231	3:03.050
99	14.812	3:04.758
217	15.525	3:03.596
23	16.579	3:07.425
82	17.159	3:07.257
26	17.292	3:04.992
151	17.908	3:07.249
77	18.033	3:08.528
64	18.495	3:04.551
100	18.844	3:06.118
2	19.763	3:07.076
54	20.144	3:06.441
40	21.920	3:05.425
72	23.964	3:07.074
141	23.995	3:04.986
24	24.009	3:08.270
60	24.212	3:05.434
70	25.807	3:07.424
49	26.222	3:08.233
27	30.544	3:10.119
177	32.364	3:17.180
28	34.189	3:11.913
15	34.676	3:11.822
57	35.064	3:10.982
22	35.802	3:12.599
104	36.599	3:15.454
111	38.071	3:26.439

LAP 3		@ 15:02:23.500
NO	BEHIND	LAP TIME
76		2:53.461
46	0.400	2:53.627
81	0.629	2:52.868
142	0.917	2:53.956
3	1.165	2:53.559
18	2.493	2:53.943
44	5.101	2:53.755
103	5.700	2:55.209
155	5.867	2:55.023
244	6.141	2:54.403
20	7.222	2:55.113
101	7.953	2:55.374
115	8.627	2:54.653
117	9.553	2:56.374
45	9.770	2:56.332
88	10.317	2:55.060
25	11.254	2:54.542
11	11.941	2:57.137
711	12.684	2:55.582
888	13.823	2:56.302
29	15.659	2:57.569
21	15.910	2:59.137
33	17.006	2:57.147
5	17.015	2:57.270
35	17.873	3:00.327
127	18.357	3:00.261
50	18.717	3:00.222
84	19.168	2:58.398
75	20.763	3:01.184
99	21.202	2:59.851
217	21.862	2:59.798
151	22.605	2:58.158
23	24.201	3:01.083
26	24.604	3:00.773
64	24.925	2:59.891
82	25.341	3:01.643
77	25.549	3:00.977
54	26.340	2:59.657
2	26.973	3:00.671
100	27.278	3:01.895
40	28.795	3:00.336
72	32.061	3:01.558
141	34.280	3:03.746
60	34.307	3:03.556
49	35.274	3:02.513
70	36.614	3:04.268
27	45.557	3:08.474
177	45.893	3:06.990
28	47.951	3:07.223
15	48.744	3:07.529
57	48.750	3:07.147
22	50.377	3:08.036
111	53.350	3:08.740 **P**
104	54.326	3:11.188
24	56.479	3:25.931
66	1 Lap	7:48.429 **P**

LAP 4		@ 15:05:15.790
NO	BEHIND	LAP TIME
81		2:51.661
3	1.261	2:52.386
142	2.194	2:53.567
46	2.890	2:54.780
76	3.227	2:55.517
18	3.568	2:53.365
44	5.821	2:53.010
103	6.692	2:53.282
20	8.366	2:53.434
115	8.684	2:52.347
244	9.049	2:55.198
155	10.497	2:56.920
101	10.687	2:55.024
45	14.084	2:56.604
88	14.292	2:56.265
117	15.223	2:57.960
711	15.559	2:55.165
11	15.805	2:56.154
25	16.215	2:57.251
888	16.906	2:55.373
33	19.308	2:54.592
29	19.499	2:56.130
5	20.526	2:55.801
21	22.526	2:58.906
35	22.622	2:57.039
127	23.704	2:57.637
50	23.826	2:57.399
84	25.451	2:58.573
151	27.161	2:56.846
99	27.727	2:58.815
75	28.457	2:59.984
217	29.389	2:59.817
26	30.539	2:58.225
54	30.885	2:56.835
23	31.876	2:59.965
2	32.600	2:57.917
77	33.079	2:59.820
82	33.864	3:00.813
100	34.373	2:59.385
40	36.203	2:59.698
72	38.398	2:58.627
141	40.048	2:58.058
49	42.820	2:59.836
60	43.892	3:01.875
70	46.939	3:02.615
57	59.462	3:03.002
27	1:00.182	3:06.915
177	1:00.671	3:07.068
15	1:01.965	3:05.511
28	1:03.256	3:07.595
24	1:06.129	3:01.940
104	1:09.674	3:07.638
22	1:11.031	3:12.944
64	1:23.921	3:51.286 **P**

LAP 5		@ 15:08:06.472
NO	BEHIND	LAP TIME
81		2:50.682
3	1.802	2:51.223
76	3.981	2:51.436
46	4.439	2:52.231
18	5.806	2:52.920
44	7.008	2:51.869
103	8.463	2:52.453
115	9.543	2:51.541
244	11.210	2:52.843
20	11.329	2:53.645
101	14.747	2:54.742
45	17.314	2:53.912
88	17.781	2:54.171
117	18.732	2:54.191
11	19.671	2:54.548
888	21.217	2:54.993
25	21.564	2:56.031
33	21.742	2:53.116
5	22.373	2:52.529
711	23.777	2:58.900
29	24.821	2:56.004
50	28.057	2:54.913
84	31.237	2:56.468
127	31.671	2:58.649
151	31.872	2:55.393
35	32.106	3:00.166
21	34.116	3:02.272 **P**
99	35.353	2:58.308
26	37.144	2:57.287
54	37.624	2:57.421
217	37.860	2:59.153
23	39.096	2:57.902
100	41.005	2:57.314
77	41.325	2:58.928
82	41.729	2:58.547
40	44.581	2:59.060
72	47.130	2:59.414
141	47.382	2:58.016
49	51.936	2:59.798
70	59.616	3:03.359
60	59.904	3:06.694
57	1:12.005	3:03.225
27	1:13.079	3:03.579
24	1:16.469	3:01.022
28	1:19.935	3:07.361
15	1:25.244	3:13.961
104	1:27.099	3:08.107
22	1:32.469	3:12.120

Weather / Track : Cloudy / Wet

Silverstone GP
Circuit Length = 3.6604 miles
Start: 14:52 Flag 15:13 End: 15:16

Silverstone Classic

Mini Celebration Trophy Presented By Adrian Flux

RACE 7 - LAP CHART

LAP 6		@ 15:10:57.022
NO	BEHIND	LAP TIME
81		2:50.550
3	1.211	2:49.959
76	3.741	2:50.310
46	5.638	2:51.749
44	8.011	2:51.553
18	8.196	2:52.940
115	9.751	2:50.758
103	10.127	2:52.214
244	13.393	2:52.733
20	13.425	2:52.646
101	19.514	2:55.317
45	21.157	2:54.393
88	21.988	2:54.757
117	23.238	2:55.056
11	23.683	2:54.562
25	24.003	2:52.989
5	25.433	2:53.610
888	25.689	2:55.022
33	26.072	2:54.880
711	26.579	2:53.352
29	30.121	2:55.850
50	31.109	2:53.602
151	35.527	2:54.205
84	36.426	2:55.739
127	37.507	2:56.386
35	37.955	2:56.399
99	43.527	2:58.724
26	44.134	2:57.540
54	44.504	2:57.430
217	45.710	2:58.400
23	46.000	2:57.454
100	46.788	2:56.333
77	48.165	2:57.390
82	49.275	2:58.096
40	53.338	2:59.307
72	57.034	3:00.454
141	57.180	3:00.348
49	1:01.991	3:00.605
60	1:11.501	3:02.147
70	1:13.277	3:04.211
57	1:24.323	3:02.868
27	1:25.525	3:02.996
24	1:26.142	3:00.223
75	1 Lap	6:47.962
28	1:36.607	3:07.222
15	1:37.188	3:02.494
104	1:40.557	3:04.008
22	1:52.772	3:10.853
66	3 Laps	8:32.786

LAP 7		@ 15:13:46.682
NO	BEHIND	LAP TIME
81		2:49.660
3	0.740	2:49.189
76	4.242	2:50.161
46	8.491	2:52.513
44	9.063	2:50.712
18	9.904	2:51.368
115	10.568	2:50.477
244	16.779	2:53.046
20	17.327	2:53.562
103	18.540	2:58.073
101	23.895	2:54.041
45	24.396	2:52.899
88	25.090	2:52.762
25	28.036	2:53.693
11	28.230	2:54.207
5	28.459	2:52.686
117	32.228	2:58.650
711	32.634	2:55.715
50	35.523	2:54.074
29	36.411	2:55.950
151	39.166	2:53.299
84	40.831	2:54.065
35	41.071	2:52.776
127	43.798	2:55.951
26	51.252	2:56.778
99	51.729	2:57.862
54	52.478	2:57.634
217	53.774	2:57.724
100	54.087	2:56.959
23	54.851	2:58.511
77	55.195	2:56.690
82	56.379	2:56.764
40	1:03.895	3:00.217
141	1:05.739	2:58.219
72	1:07.332	2:59.958
49	1:11.694	2:59.363
60	1:23.944	3:02.103
70	1:25.829	3:02.212
24	1:33.722	2:57.240
57	1:35.323	3:00.660
27	1:38.363	3:02.498
75	1 Lap	3:04.431
15	1:50.673	3:03.145
104	1:54.513	3:03.616
22	2:16.988	3:13.876
66	3 Laps	2:58.845
28	2:38.569	3:51.622

Weather / Track : Cloudy / Wet

Silverstone GP
Circuit Length = 3.6604 miles
Start: 14:52 Flag 15:13 End: 15:16

Silverstone Classic

Mini Celebration Trophy Presented By Adrian Flux

RACE 7 - SECTOR ANALYSIS

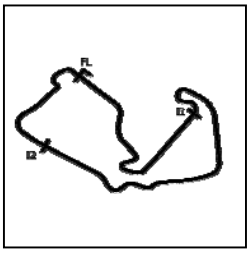

SECTOR 1 = FL to I1, SECTOR 2 = I1 to I2, SECTOR 3 = I2 to FL, DIFF = Difference To Personal Best Lap, P = Crossed Finish Line in Pit Lane, D = Time Disallowed

P1 81 THD Darren TURNER — Morris Mini Cooper S

IDEAL LAP TIME : 2:49.524 BEST LAP TIME : 2:49.660 DIFFERENCE : 0.136

LAP	SECTOR 1		SECTOR 2		SECTOR 3		LAP TIME	MPH	DIFF	TIME OF DAY
1 -		64.6	1:55.022	46.3	59.865	58.3	4:00.465	54.80	1:10.805	14:56:33.655
2 -	56.473	***105.0***	1:24.298	112.2	36.835	78.1	2:57.606	74.19	7.946	14:59:31.261
3 -	52.914	103.2	1:23.511	***113.7***	36.443	***78.4***	2:52.868	76.23	3.208	15:02:24.129
4 -	52.584	104.8	1:23.051	109.1	36.026	77.1	2:51.661	76.76	2.001	15:05:15.790
5 -	52.100	102.4	1:22.618	109.1	35.964	77.6	2:50.682 **(3)**	77.20	1.022	15:08:06.472
6 -	***51.839***	103.5	1:23.159	108.9	***35.552***	78.3	2:50.550 **(2)**	77.26	0.890	15:10:57.022
7 -	51.903	103.0	***1:22.133***	109.2	35.624	78.1	***2:49.660*** **(1)**	***77.67***		***15:13:46.682***

P2 3 THD Chris MIDDLEHURST — Morris Mini Cooper S

IDEAL LAP TIME : 2:49.189 BEST LAP TIME : 2:49.189 DIFFERENCE : 0.000

LAP	SECTOR 1		SECTOR 2		SECTOR 3		LAP TIME	MPH	DIFF	TIME OF DAY
1 -		63.3	1:55.154	48.2	1:00.164	57.9	4:00.320	54.83	1:11.131	14:56:33.510
2 -	56.193	103.7	1:24.389	111.1	37.014	78.6	2:57.596	74.20	8.407	14:59:31.106
3 -	52.925	102.2	1:24.175	***114.1***	36.459	78.1	2:53.559	75.92	4.370	15:02:24.665
4 -	52.695	103.5	1:23.488	111.6	36.203	78.7	2:52.386	76.44	3.197	15:05:17.051
5 -	52.205	105.0	1:23.145	110.3	35.873	79.0	2:51.223 **(3)**	76.96	2.034	15:08:08.274
6 -	51.954	105.1	1:22.544	111.4	35.461	***79.9***	2:49.959 **(2)**	77.53	0.770	15:10:58.233
7 -	***51.578***	***105.8***	***1:22.247***	112.4	***35.364***	79.6	***2:49.189*** **(1)**	***77.88***		***15:13:47.422***

P3 76 THD Adam MORGAN — Morris Mini Cooper S

IDEAL LAP TIME : 2:50.007 BEST LAP TIME : 2:50.161 DIFFERENCE : 0.154

LAP	SECTOR 1		SECTOR 2		SECTOR 3		LAP TIME	MPH	DIFF	TIME OF DAY
1 -		67.5	1:56.439	47.1	1:00.530	57.3	4:00.108	54.88	1:09.947	14:56:33.298
2 -	55.132	101.5	1:25.111	107.5	36.498	77.9	2:56.741	74.55	6.580	14:59:30.039
3 -	53.013	102.4	1:24.068	109.1	36.380	76.6	2:53.461	75.96	3.300	15:02:23.500
4 -	56.241	105.3	1:23.064	***113.9***	36.212	77.4	2:55.517	75.07	5.356	15:05:19.017
5 -	52.116	***109.6***	1:23.317	110.0	36.003	77.8	2:51.436 **(3)**	76.86	1.275	15:08:10.453
6 -	52.054	105.6	1:22.574	111.1	***35.682***	***78.5***	2:50.310 **(2)**	77.37	0.149	15:11:00.763
7 -	***51.839***	105.6	***1:22.486***	110.9	35.836	76.9	***2:50.161*** **(1)**	***77.44***		***15:13:50.924***

P4 46 THD Ian CURLEY — Austin Mini Cooper S

IDEAL LAP TIME : 2:51.730 BEST LAP TIME : 2:51.749 DIFFERENCE : 0.019

LAP	SECTOR 1		SECTOR 2		SECTOR 3		LAP TIME	MPH	DIFF	TIME OF DAY
1 -		63.7	1:56.147	47.7	1:00.165	56.9	4:00.245	54.85	1:08.496	14:56:33.435
2 -	55.262	105.8	1:24.718	108.9	36.858	77.4	2:56.838	74.51	5.089	14:59:30.273
3 -	53.222	105.5	1:23.763	112.7	36.642	***77.5***	2:53.627	75.89	1.878	15:02:23.900
4 -	52.770	102.6	1:24.647	***112.9***	37.363	75.4	2:54.780	75.39	3.031	15:05:18.680
5 -	52.364	***106.8***	1:23.544	112.0	36.323	76.7	2:52.231 **(2)**	76.51	0.482	15:08:10.911
6 -	***52.126***	106.5	***1:23.491***	111.2	36.132	***77.5***	***2:51.749*** **(1)**	***76.72***		***15:11:02.660***
7 -	52.299	104.0	1:24.101	108.9	***36.113***	***77.5***	2:52.513 **(3)**	76.38	0.764	15:13:55.173

P5 44 THD Michael CAINE — Austin Mini Cooper S

IDEAL LAP TIME : 2:50.712 BEST LAP TIME : 2:50.712 DIFFERENCE : 0.000

LAP	SECTOR 1		SECTOR 2		SECTOR 3		LAP TIME	MPH	DIFF	TIME OF DAY
1 -		56.7	1:49.344	45.4	58.225	68.8	4:02.636	54.31	1:11.924	14:56:35.826
2 -	55.981	98.1	1:25.908	111.6	37.131	76.6	2:59.020	73.61	8.308	14:59:34.846
3 -	53.287	***107.0***	1:24.020	***115.1***	36.448	78.0	2:53.755	75.84	3.043	15:02:28.601
4 -	52.625	105.6	1:23.905	111.2	36.480	77.9	2:53.010	76.16	2.298	15:05:21.611
5 -	52.306	106.0	1:23.463	112.5	36.100	78.4	2:51.869 **(3)**	76.67	1.157	15:08:13.480
6 -	52.385	106.6	1:23.050	113.9	36.118	***79.0***	2:51.553 **(2)**	76.81	0.841	15:11:05.033
7 -	***52.003***	106.5	***1:22.762***	113.3	***35.947***	78.9	***2:50.712*** **(1)**	***77.19***		***15:13:55.745***

Weather / Track : Cloudy / Wet

Silverstone GP
Circuit Length = 3.6604 miles
Start: 14:52 Flag 15:13 End: 15:16

Silverstone Classic

Mini Celebration Trophy Presented By Adrian Flux

RACE 7 - SECTOR ANALYSIS

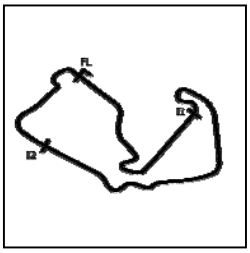

SECTOR 1 = FL to I1, SECTOR 2 = I1 to I2, SECTOR 3 = I2 to FL, DIFF = Difference To Personal Best Lap, P = Crossed Finish Line in Pit Lane, D = Time Disallowed

P6 18 THD Aaron SMITH — Austin Mini Cooper S

IDEAL LAP TIME : 2:51.368 BEST LAP TIME : 2:51.368 DIFFERENCE : 0.000

LAP	SECTOR 1		SECTOR 2		SECTOR 3		LAP TIME	MPH	DIFF	TIME OF DAY
1 -		64.7	1:53.303	46.0	59.075	60.8	4:01.004	54.67	1:09.636	14:56:34.194
2 -	56.217	105.8	1:25.241	109.2	36.398	77.6	2:57.856	74.09	6.488	14:59:32.050
3 -	52.772	104.3	1:24.861	109.1	36.310	77.0	2:53.943	75.75	2.575	15:02:25.993
4 -	52.319	103.7	1:24.567	108.2	36.479	77.3	2:53.365	76.01	1.997	15:05:19.358
5 -	52.481	105.3	1:24.367	108.5	36.072	77.1	2:52.920 (2)	76.20	1.552	15:08:12.278
6 -	52.314	103.4	1:24.218	107.8	36.408	***78.1***	2:52.940 (3)	76.19	1.572	15:11:05.218
7 -	***52.033***	***106.1***	***1:23.453***	***110.7***	***35.882***	77.5	***2:51.368*** (1)	***76.89***		***15:13:56.586***

P7 115 THD Philip HOUSE — Morris Mini Cooper S

IDEAL LAP TIME : 2:50.477 BEST LAP TIME : 2:50.477 DIFFERENCE : 0.000

LAP	SECTOR 1		SECTOR 2		SECTOR 3		LAP TIME	MPH	DIFF	TIME OF DAY
1 -		53.4	1:47.865	48.0	56.687	69.8	4:04.062	53.99	1:13.585	14:56:37.252
2 -	56.629	103.5	1:27.098	109.4	36.495	77.4	3:00.222	73.11	9.745	14:59:37.474
3 -	53.270	***106.0***	1:24.860	109.6	36.523	78.0	2:54.653	75.45	4.176	15:02:32.127
4 -	52.271	104.8	1:23.446	111.1	36.630	78.2	2:52.347	76.46	1.870	15:05:24.474
5 -	52.138	105.8	1:23.605	109.6	35.798	77.9	2:51.541 (3)	76.82	1.064	15:08:16.015
6 -	52.097	105.3	1:23.024	***111.8***	35.637	***78.9***	2:50.758 (2)	77.17	0.281	15:11:06.773
7 -	***51.970***	104.5	***1:22.986***	110.7	***35.521***	78.7	***2:50.477*** (1)	***77.29***		***15:13:57.250***

P8 244 THD Tom BELL — Austin Mini Cooper S

IDEAL LAP TIME : 2:52.322 BEST LAP TIME : 2:52.733 DIFFERENCE : 0.411

LAP	SECTOR 1		SECTOR 2		SECTOR 3		LAP TIME	MPH	DIFF	TIME OF DAY
1 -		63.4	1:54.049	49.3	59.320	60.1	4:00.434	54.80	1:07.701	14:56:33.624
2 -	57.695	103.0	1:25.499	108.0	38.420	***77.1***	3:01.614	72.55	8.881	14:59:35.238
3 -	53.172	***107.3***	1:24.283	***114.5***	36.948	76.4	2:54.403	75.55	1.670	15:02:29.641
4 -	53.059	105.3	1:24.862	106.8	37.277	74.0	2:55.198	75.21	2.465	15:05:24.839
5 -	52.589	104.5	***1:23.357***	113.3	36.897	76.0	2:52.843 (2)	76.24	0.110	15:08:17.682
6 -	***52.415***	103.8	1:23.690	107.0	36.628	76.6	***2:52.733*** (1)	***76.28***		***15:11:10.415***
7 -	52.887	102.6	1:23.609	106.8	***36.550***	76.5	2:53.046 (3)	76.15	0.313	15:14:03.461

P9 20 THD Endaf OWENS — Austin Mini Cooper S

IDEAL LAP TIME : 2:52.125 BEST LAP TIME : 2:52.646 DIFFERENCE : 0.521

LAP	SECTOR 1		SECTOR 2		SECTOR 3		LAP TIME	MPH	DIFF	TIME OF DAY
1 -		65.6	1:57.136	47.9	1:00.521	57.1	4:00.066	54.89	1:07.420	14:56:33.256
2 -	57.057	105.1	1:28.328	109.2	36.968	77.2	3:02.353	72.26	9.707	14:59:35.609
3 -	53.120	***107.5***	1:24.403	***113.3***	37.590	76.9	2:55.113	75.25	2.467	15:02:30.722
4 -	52.626	105.0	1:24.197	108.4	36.611	77.2	2:53.434 (2)	75.98	0.788	15:05:24.156
5 -	***52.443***	102.7	1:24.131	109.8	37.071	75.8	2:53.645	75.88	0.999	15:08:17.801
6 -	52.964	105.0	***1:23.083***	111.2	***36.599***	75.9	***2:52.646*** (1)	***76.32***		***15:11:10.447***
7 -	52.874	100.9	1:23.612	110.5	37.076	***78.3***	2:53.562 (3)	75.92	0.916	15:14:04.009

P10 103 THD Patrick WATTS — Austin Mini Cooper S

IDEAL LAP TIME : 2:51.447 BEST LAP TIME : 2:52.214 DIFFERENCE : 0.767

LAP	SECTOR 1		SECTOR 2		SECTOR 3		LAP TIME	MPH	DIFF	TIME OF DAY
1 -		59.3	1:49.415	44.7	57.730	65.2	4:02.030	54.44	1:09.816	14:56:35.220
2 -	55.728	***107.5***	1:25.798	111.8	37.245	76.5	2:58.771	73.71	6.557	14:59:33.991
3 -	53.344	103.8	1:24.667	110.9	37.198	76.0	2:55.209	75.21	2.995	15:02:29.200
4 -	52.722	106.0	1:24.201	111.4	36.359	77.2	2:53.282 (3)	76.04	1.068	15:05:22.482
5 -	52.523	106.0	1:23.723	111.1	***36.207***	76.9	2:52.453 (2)	76.41	0.239	15:08:14.935
6 -	52.507	106.0	1:23.403	110.9	36.304	***77.7***	***2:52.214*** (1)	***76.51***		***15:11:07.149***
7 -	***52.270***	107.3	***1:22.970***	***112.2***	42.833	34.2	2:58.073	74.00	5.859	15:14:05.222

Weather / Track : Cloudy / Wet

Silverstone GP
Circuit Length = 3.6604 miles
Start: 14:52 Flag 15:13 End: 15:16

Silverstone Classic

Mini Celebration Trophy Presented By Adrian Flux

RACE 7 - SECTOR ANALYSIS

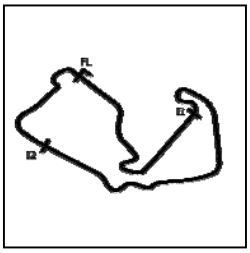

SECTOR 1 = FL to I1, SECTOR 2 = I1 to I2, SECTOR 3 = I2 to FL, DIFF = Difference To Personal Best Lap, P = Crossed Finish Line in Pit Lane, D = Time Disallowed

P11 101 THD Stephen WOODROW — Morris Mini Cooper S

IDEAL LAP TIME : 2:53.513 BEST LAP TIME : 2:54.041 DIFFERENCE : 0.528

LAP	SECTOR 1		SECTOR 2		SECTOR 3		LAP TIME	MPH	DIFF	TIME OF DAY
1 -		68.4	1:52.378	45.1	58.171	66.9	4:01.999	54.45	1:07.958	14:56:35.189
2 -	57.137	96.5	1:26.429	110.5	37.324	76.9	3:00.890	72.84	6.849	14:59:36.079
3 -	53.572	***105.6***	1:24.854	***111.4***	36.948	76.0	2:55.374	75.14	1.333	15:02:31.453
4 -	53.400	102.7	1:24.760	111.2	36.864	75.6	2:55.024 **(3)**	75.29	0.983	15:05:26.477
5 -	53.077	104.2	***1:24.404***	111.2	37.261	76.6	2:54.742 **(2)**	75.41	0.701	15:08:21.219
6 -	52.931	105.1	1:25.214	109.2	37.172	76.9	2:55.317	75.16	1.276	15:11:16.536
7 -	***52.916***	104.0	1:24.932	108.9	***36.193***	***77.8***	***2:54.041*** **(1)**	***75.71***		***15:14:10.577***

P12 45 THD David OGDEN — Austin Mini Cooper S

IDEAL LAP TIME : 2:52.622 BEST LAP TIME : 2:52.899 DIFFERENCE : 0.277

LAP	SECTOR 1		SECTOR 2		SECTOR 3		LAP TIME	MPH	DIFF	TIME OF DAY
1 -		55.7	1:50.782	44.5	57.317	70.4	4:02.794	54.27	1:09.895	14:56:35.984
2 -	57.259	106.1	1:25.956	***112.5***	37.739	75.5	3:00.954	72.82	8.055	14:59:36.938
3 -	53.615	***107.0***	1:25.468	111.4	37.249	76.6	2:56.332	74.73	3.433	15:02:33.270
4 -	54.321	104.3	1:25.342	107.5	36.941	76.9	2:56.604	74.61	3.705	15:05:29.874
5 -	53.503	102.7	1:24.070	108.9	36.339	76.3	2:53.912 **(2)**	75.77	1.013	15:08:23.786
6 -	53.792	102.9	1:24.438	108.9	***36.163***	76.6	2:54.393 **(3)**	75.56	1.494	15:11:18.179
7 -	***52.668***	103.7	***1:23.791***	111.4	36.440	***77.4***	***2:52.899*** **(1)**	***76.21***		***15:14:11.078***

P13 88 THD Nick PADDY — Austin Mini Cooper S

IDEAL LAP TIME : 2:52.512 BEST LAP TIME : 2:52.762 DIFFERENCE : 0.250

LAP	SECTOR 1		SECTOR 2		SECTOR 3		LAP TIME	MPH	DIFF	TIME OF DAY
1 -		58.0	1:49.891	46.5	57.463	69.6	4:03.041	54.22	1:10.279	14:56:36.231
2 -	57.259	100.3	1:27.351	112.4	37.916	75.4	3:02.526	72.19	9.764	14:59:38.757
3 -	53.503	103.7	1:24.835	112.5	36.722	77.4	2:55.060	75.27	2.298	15:02:33.817
4 -	53.996	99.5	1:25.079	113.5	37.190	78.3	2:56.265	74.76	3.503	15:05:30.082
5 -	53.283	105.3	1:24.425	112.0	36.463	***79.1***	2:54.171 **(2)**	75.66	1.409	15:08:24.253
6 -	52.933	104.6	1:25.418	112.5	***36.406***	78.1	2:54.757 **(3)**	75.40	1.995	15:11:19.010
7 -	***52.228***	***108.0***	***1:23.878***	***113.7***	36.656	77.8	***2:52.762*** **(1)**	***76.27***		***15:14:11.772***

P14 25 THD Barry SIME — Morris Mini Cooper S

IDEAL LAP TIME : 2:52.739 BEST LAP TIME : 2:52.989 DIFFERENCE : 0.250

LAP	SECTOR 1		SECTOR 2		SECTOR 3		LAP TIME	MPH	DIFF	TIME OF DAY
1 -		55.5	1:49.655	47.2	57.169	69.3	4:03.392	54.14	1:10.403	14:56:36.582
2 -	58.216	102.6	1:26.953	***114.5***	38.461	71.3	3:03.630	71.76	10.641	14:59:40.212
3 -	53.093	105.3	1:25.043	111.6	36.406	74.8	2:54.542 **(3)**	75.49	1.553	15:02:34.754
4 -	53.011	107.5	1:28.086	113.1	***36.154***	75.9	2:57.251	74.34	4.262	15:05:32.005
5 -	53.850	***108.2***	1:25.492	113.1	36.689	76.0	2:56.031	74.86	3.042	15:08:28.036
6 -	52.726	106.8	***1:23.868***	112.0	36.395	***77.4***	***2:52.989*** **(1)**	***76.17***		***15:11:21.025***
7 -	***52.717***	107.7	1:24.087	112.4	36.889	76.6	2:53.693 **(2)**	75.86	0.704	15:14:14.718

P15 11 THD Graham CHURCHILL — Austin Mini Cooper S

IDEAL LAP TIME : 2:53.505 BEST LAP TIME : 2:54.207 DIFFERENCE : 0.702

LAP	SECTOR 1		SECTOR 2		SECTOR 3		LAP TIME	MPH	DIFF	TIME OF DAY
1 -		59.4	1:48.839	43.8	57.520	68.9	4:02.443	54.35	1:08.236	14:56:35.633
2 -	57.406	98.9	1:27.665	108.0	37.600	75.5	3:02.671	72.13	8.464	14:59:38.304
3 -	53.933	102.4	1:26.216	108.4	36.988	75.5	2:57.137	74.39	2.930	15:02:35.441
4 -	53.619	104.3	1:25.484	111.6	37.051	***77.4***	2:56.154	74.80	1.947	15:05:31.595
5 -	53.342	***105.5***	1:24.599	111.6	***36.607***	76.0	2:54.548 **(2)**	75.49	0.341	15:08:26.143
6 -	***52.409***	102.4	1:25.449	***112.0***	36.704	77.4	2:54.562 **(3)**	75.49	0.355	15:11:20.705
7 -	52.653	103.5	***1:24.489***	107.5	37.065	75.3	***2:54.207*** **(1)**	***75.64***		***15:14:14.912***

Silverstone GP
Circuit Length = 3.6604 miles
Start: 14:52 Flag 15:13 End: 15:16

Weather / Track : Cloudy / Wet

Silverstone Classic

Mini Celebration Trophy Presented By Adrian Flux

RACE 7 - SECTOR ANALYSIS

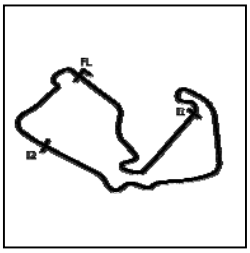

SECTOR 1 = FL to I1, SECTOR 2 = I1 to I2, SECTOR 3 = I2 to FL, DIFF = Difference To Personal Best Lap, P = Crossed Finish Line in Pit Lane, D = Time Disallowed

P16 5 THD Lars EKORNESS — Morris Mini Cooper S

IDEAL LAP TIME : 2:52.106 BEST LAP TIME : 2:52.529 DIFFERENCE : 0.423

LAP	SECTOR 1		SECTOR 2		SECTOR 3		LAP TIME	MPH	DIFF	TIME OF DAY
1 -		63.1	1:53.544	50.3	58.858	66.3	4:00.964	54.68	1:08.435	14:56:34.154
2 -	1:04.683	96.6	1:27.340	112.5	37.068	71.3	3:09.091	69.69	16.562	14:59:43.245
3 -	54.529	102.6	1:25.517	112.5	37.224	72.1	2:57.270	74.33	4.741	15:02:40.515
4 -	53.605	105.6	1:26.226	110.3	35.970	75.3	2:55.801	74.95	3.272	15:05:36.316
5 -	52.193	104.0	1:24.526	112.9	***35.810***	76.1	***2:52.529*** **(1)**	***76.38***		***15:08:28.845***
6 -	53.038	***106.0***	***1:24.306***	112.2	36.266	***76.4***	2:53.610 **(3)**	75.90	1.081	15:11:22.455
7 -	***51.990***	105.1	1:24.498	***113.1***	36.198	75.4	2:52.686 **(2)**	76.31	0.157	15:14:15.141

P17 117 THD Benjamin HATTON — Morris Mini Cooper S

IDEAL LAP TIME : 2:53.651 BEST LAP TIME : 2:54.191 DIFFERENCE : 0.540

LAP	SECTOR 1		SECTOR 2		SECTOR 3		LAP TIME	MPH	DIFF	TIME OF DAY
1 -		70.1	1:51.319	47.0	58.117	63.6	4:01.634	54.53	1:07.443	14:56:34.824
2 -	56.648	96.1	1:27.561	***110.7***	37.646	73.1	3:01.855	72.46	7.664	14:59:36.679
3 -	53.587	104.3	1:25.389	106.0	37.398	73.2	2:56.374 **(3)**	74.71	2.183	15:02:33.053
4 -	54.517	101.2	1:26.409	107.8	37.034	76.3	2:57.960	74.04	3.769	15:05:31.013
5 -	53.342	103.8	***1:24.647***	109.2	***36.202***	75.4	***2:54.191*** **(1)**	***75.65***		***15:08:25.204***
6 -	***52.802***	***104.5***	1:25.984	107.3	36.270	75.5	2:55.056 **(2)**	75.27	0.865	15:11:20.260
7 -	53.483	102.2	1:28.357	107.5	36.810	***76.6***	2:58.650	73.76	4.459	15:14:18.910

P18 711 THD Dan LEWIS — Austin Mini Cooper S

IDEAL LAP TIME : 2:53.012 BEST LAP TIME : 2:53.352 DIFFERENCE : 0.340

LAP	SECTOR 1		SECTOR 2		SECTOR 3		LAP TIME	MPH	DIFF	TIME OF DAY
1 -		53.5	1:48.584	45.3	57.072	69.0	4:03.191	54.18	1:09.839	14:56:36.381
2 -	57.987	103.5	1:26.887	***113.1***	39.347	68.6	3:04.221	71.53	10.869	14:59:40.602
3 -	54.011	106.5	1:24.942	112.4	***36.629***	75.7	2:55.582 **(3)**	75.05	2.230	15:02:36.184
4 -	53.097	***108.0***	1:24.681	111.6	37.387	74.5	2:55.165 **(2)**	75.23	1.813	15:05:31.349
5 -	53.771	104.8	1:28.461	108.5	36.668	76.1	2:58.900	73.66	5.548	15:08:30.249
6 -	52.317	106.3	***1:24.133***	110.7	36.902	***76.7***	***2:53.352*** **(1)**	***76.01***		***15:11:23.601***
7 -	***52.250***	107.0	1:26.261	111.6	37.204	76.5	2:55.715	74.99	2.363	15:14:19.316

P19 50 THD Tim STANBRIDGE — Morris Mini Cooper S

IDEAL LAP TIME : 2:53.329 BEST LAP TIME : 2:53.602 DIFFERENCE : 0.273

LAP	SECTOR 1		SECTOR 2		SECTOR 3		LAP TIME	MPH	DIFF	TIME OF DAY
1 -		51.6	1:47.615	48.7	57.304	70.6	4:06.027	53.56	1:12.425	14:56:39.217
2 -	56.682	99.5	1:28.145	112.4	37.951	71.0	3:02.778	72.09	9.176	14:59:41.995
3 -	54.478	100.9	1:27.957	***113.1***	37.787	72.1	3:00.222	73.11	6.620	15:02:42.217
4 -	54.557	103.2	1:25.964	112.2	36.878	76.7	2:57.399	74.28	3.797	15:05:39.616
5 -	53.411	***105.8***	1:25.155	107.3	36.347	76.8	2:54.913 **(3)**	75.33	1.311	15:08:34.529
6 -	52.564	105.0	***1:24.752***	109.1	***36.286***	77.6	***2:53.602*** **(1)**	***75.90***		***15:11:28.131***
7 -	***52.291***	105.0	1:25.322	110.1	36.461	***78.3***	2:54.074 **(2)**	75.70	0.472	15:14:22.205

P20 29 THD Robert SPENCER — Austin Mini Cooper S

IDEAL LAP TIME : 2:54.982 BEST LAP TIME : 2:55.850 DIFFERENCE : 0.868

LAP	SECTOR 1		SECTOR 2		SECTOR 3		LAP TIME	MPH	DIFF	TIME OF DAY
1 -		47.1	1:48.558	48.8	56.713	68.8	4:06.192	53.52	1:10.342	14:56:39.382
2 -	57.018	101.2	1:27.529	***110.9***	37.661	66.5	3:02.208	72.32	6.358	14:59:41.590
3 -	54.927	101.3	1:25.713	110.5	36.929	74.7	2:57.569	74.21	1.719	15:02:39.159
4 -	53.490	104.0	1:25.766	107.2	***36.874***	71.5	2:56.130	74.81	0.280	15:05:35.289
5 -	***52.752***	***106.6***	1:26.262	109.6	36.990	75.0	2:56.004 **(3)**	74.87	0.154	15:08:31.293
6 -	52.766	104.6	1:26.116	108.5	36.968	***76.3***	***2:55.850*** **(1)**	***74.93***		***15:11:27.143***
7 -	53.341	103.0	***1:25.356***	108.5	37.253	72.0	2:55.950 **(2)**	74.89	0.100	15:14:23.093

Weather / Track : Cloudy / Wet

Silverstone GP
Circuit Length = 3.6604 miles
Start: 14:52 Flag 15:13 End: 15:16

Silverstone Classic

Mini Celebration Trophy Presented By Adrian Flux

RACE 7 - SECTOR ANALYSIS

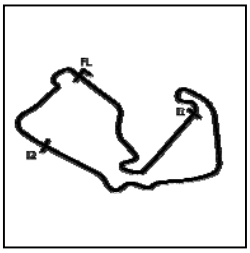

SECTOR 1 = FL to I1, SECTOR 2 = I1 to I2, SECTOR 3 = I2 to FL, DIFF = Difference To Personal Best Lap, P = Crossed Finish Line in Pit Lane, D = Time Disallowed

P21 151 THD Elliott STAFFORD — Austin Mini Cooper S

IDEAL LAP TIME : 2:53.299 BEST LAP TIME : 2:53.299 DIFFERENCE : 0.000

LAP	SECTOR 1		SECTOR 2		SECTOR 3		LAP TIME	MPH	DIFF	TIME OF DAY
1 -		51.3	1:47.229	45.9	56.137	70.8	4:07.508	53.24	1:14.209	14:56:40.698
2 -	58.008	99.7	1:30.827	105.6	38.414	73.8	3:07.249	70.37	13.950	14:59:47.947
3 -	53.898	***109.2***	1:27.296	110.1	36.964	78.3	2:58.158	73.96	4.859	15:02:46.105
4 -	53.526	105.1	1:26.280	109.8	37.040	78.0	2:56.846	74.51	3.547	15:05:42.951
5 -	53.019	106.0	1:25.259	***111.2***	37.115	75.5	2:55.393 **(3)**	75.13	2.094	15:08:38.344
6 -	53.088	99.1	1:24.730	110.7	36.387	78.3	2:54.205 **(2)**	75.64	0.906	15:11:32.549
7 -	***52.568***	104.2	***1:24.462***	108.5	***36.269***	***78.9***	***2:53.299*** **(1)**	***76.04***		***15:14:25.848***

P22 84 THD Steve JONES — Morris Mini Cooper S

IDEAL LAP TIME : 2:54.065 BEST LAP TIME : 2:54.065 DIFFERENCE : 0.000

LAP	SECTOR 1		SECTOR 2		SECTOR 3		LAP TIME	MPH	DIFF	TIME OF DAY
1 -		48.3	1:47.282	45.8	55.871	71.6	4:08.030	53.12	1:13.965	14:56:41.220
2 -	56.853	101.6	1:27.532	109.1	38.665	74.5	3:03.050	71.99	8.985	14:59:44.270
3 -	54.348	103.0	1:26.932	***111.1***	37.118	73.9	2:58.398	73.86	4.333	15:02:42.668
4 -	54.074	103.8	1:27.718	107.8	36.781	75.0	2:58.573	73.79	4.508	15:05:41.241
5 -	53.334	***105.6***	1:25.739	107.8	37.395	75.8	2:56.468 **(3)**	74.67	2.403	15:08:37.709
6 -	53.021	104.0	1:25.400	107.2	37.318	***77.2***	2:55.739 **(2)**	74.98	1.674	15:11:33.448
7 -	***52.680***	104.8	***1:24.956***	108.5	***36.429***	75.4	***2:54.065*** **(1)**	***75.70***		***15:14:27.513***

P23 35 THD Mads GJERDRUM — Austin Mini Cooper S

IDEAL LAP TIME : 2:52.776 BEST LAP TIME : 2:52.776 DIFFERENCE : 0.000

LAP	SECTOR 1		SECTOR 2		SECTOR 3		LAP TIME	MPH	DIFF	TIME OF DAY
1 -		57.7	1:48.043	44.9	56.748	68.8	4:03.531	54.11	1:10.755	14:56:36.721
2 -	57.994	96.9	1:27.359	***113.5***	38.972	67.9	3:04.325	71.49	11.549	14:59:41.046
3 -	55.476	100.0	1:26.980	108.2	37.871	71.9	3:00.327	73.07	7.551	15:02:41.373
4 -	53.503	102.9	1:26.123	111.1	37.413	68.8	2:57.039 **(3)**	74.43	4.263	15:05:38.412
5 -	55.292	105.0	1:26.741	105.6	38.133	68.4	3:00.166	73.14	7.390	15:08:38.578
6 -	53.777	101.8	1:25.608	111.6	37.014	77.3	2:56.399 **(2)**	74.70	3.623	15:11:34.977
7 -	***52.415***	***105.8***	***1:24.024***	110.9	***36.337***	***78.7***	***2:52.776*** **(1)**	***76.27***		***15:14:27.753***

P24 127 THD Leon WINDOW — Morris Mini Cooper S

IDEAL LAP TIME : 2:55.682 BEST LAP TIME : 2:55.951 DIFFERENCE : 0.269

LAP	SECTOR 1		SECTOR 2		SECTOR 3		LAP TIME	MPH	DIFF	TIME OF DAY
1 -		55.8	1:48.640	48.2	56.990	68.8	4:04.732	53.84	1:08.781	14:56:37.922
2 -	56.892	103.5	1:28.061	110.5	38.721	63.1	3:03.674	71.74	7.723	14:59:41.596
3 -	55.543	104.5	1:27.173	***110.9***	37.545	67.0	3:00.261	73.10	4.310	15:02:41.857
4 -	53.798	104.5	1:26.972	109.1	36.867	73.1	2:57.637 **(3)**	74.18	1.686	15:05:39.494
5 -	54.401	***104.6***	1:26.659	107.0	37.589	72.6	2:58.649	73.76	2.698	15:08:38.143
6 -	53.139	104.3	***1:26.354***	107.8	36.893	76.2	2:56.386 **(2)**	74.70	0.435	15:11:34.529
7 -	***52.527***	103.2	1:26.623	108.7	***36.801***	***76.4***	***2:55.951*** **(1)**	***74.89***		***15:14:30.480***

P25 26 THD John GRANT — Austin Mini Cooper S

IDEAL LAP TIME : 2:56.778 BEST LAP TIME : 2:56.778 DIFFERENCE : 0.000

LAP	SECTOR 1		SECTOR 2		SECTOR 3		LAP TIME	MPH	DIFF	TIME OF DAY
1 -		57.3	1:46.507	46.9	55.449	65.8	4:09.149	52.89	1:12.371	14:56:42.339
2 -	57.802	90.8	1:29.234	107.7	37.956	72.7	3:04.992	71.23	8.214	14:59:47.331
3 -	55.393	101.5	1:27.720	***109.4***	37.660	72.6	3:00.773	72.89	3.995	15:02:48.104
4 -	54.474	104.3	1:26.293	108.4	37.458	76.2	2:58.225	73.93	1.447	15:05:46.329
5 -	53.925	***105.3***	1:26.416	108.2	36.946	76.9	2:57.287 **(2)**	74.33	0.509	15:08:43.616
6 -	53.850	100.4	1:26.467	108.0	37.223	***77.5***	2:57.540 **(3)**	74.22	0.762	15:11:41.156
7 -	***53.835***	103.8	***1:26.065***	105.3	***36.878***	77.1	***2:56.778*** **(1)**	***74.54***		***15:14:37.934***

Weather / Track : Cloudy / Wet

Silverstone GP
Circuit Length = 3.6604 miles
Start: 14:52 Flag 15:13 End: 15:16

Silverstone Classic

Mini Celebration Trophy Presented By Adrian Flux

RACE 7 - SECTOR ANALYSIS

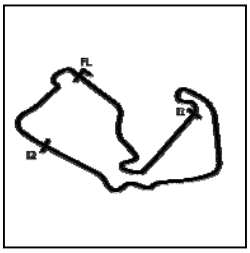

SECTOR 1 = FL to I1, SECTOR 2 = I1 to I2, SECTOR 3 = I2 to FL, DIFF = Difference To Personal Best Lap, P = Crossed Finish Line in Pit Lane, D = Time Disallowed

P26 99 THD Kevin O'CONNOR — Austin Mini Cooper S

IDEAL LAP TIME : BEST LAP TIME : 2:57.862 DIFFERENCE :

LAP	SECTOR 1		SECTOR 2		SECTOR 3		LAP TIME		MPH	DIFF	TIME OF DAY
1 -							4:06.903		53.37	1:09.041	14:56:40.093
2 -							3:04.758		71.32	6.896	14:59:44.851
3 -					37.469		2:59.851		73.27	1.989	15:02:44.702
4 -							2:58.815		73.69	0.953	15:05:43.517
5 -	***53.825***	***105.6***					2:58.308	**(2)**	73.90	0.446	15:08:41.825
6 -					***37.421***		2:58.724	**(3)**	73.73	0.862	15:11:40.549
7 -							***2:57.862***	**(1)**	***74.08***		***15:14:38.411***

P27 54 THD Carl NAIRN — Morris Mini Cooper S

IDEAL LAP TIME : 2:56.285 BEST LAP TIME : 2:56.835 DIFFERENCE : 0.550

LAP	SECTOR 1		SECTOR 2		SECTOR 3		LAP TIME		MPH	DIFF	TIME OF DAY
1 -		56.5	1:47.179	41.2	55.235	68.0	4:10.552		52.59	1:13.717	14:56:43.742
2 -	57.510	90.8	1:29.667	107.3	39.264	71.0	3:06.441		70.68	9.606	14:59:50.183
3 -	55.042	103.2	1:27.622	105.1	36.993	75.1	2:59.657		73.34	2.822	15:02:49.840
4 -	53.939	104.6	***1:25.990***	110.5	***36.906***	76.0	***2:56.835***	**(1)**	***74.52***		***15:05:46.675***
5 -	***53.389***	104.6	1:26.333	106.3	37.699	75.3	2:57.421	**(2)**	74.27	0.586	15:08:44.096
6 -	53.898	104.2	1:26.436	110.7	37.096	75.2	2:57.430	**(3)**	74.27	0.595	15:11:41.526
7 -	53.992	***105.3***	1:26.564	***111.1***	37.078	***77.0***	2:57.634		74.18	0.799	15:14:39.160

P28 217 THD William LYNCH — Morris Mini Cooper S

IDEAL LAP TIME : 2:57.167 BEST LAP TIME : 2:57.724 DIFFERENCE : 0.557

LAP	SECTOR 1		SECTOR 2		SECTOR 3		LAP TIME		MPH	DIFF	TIME OF DAY
1 -		51.5	1:50.122	44.3	55.151	69.3	4:08.778		52.96	1:11.054	14:56:41.968
2 -	57.445	97.2	1:28.680	110.3	37.471	72.2	3:03.596		71.77	5.872	14:59:45.564
3 -	54.936	101.0	1:27.529	111.4	37.333	74.9	2:59.798		73.29	2.074	15:02:45.362
4 -	55.337	100.6	1:26.837	***112.4***	37.643	74.8	2:59.817		73.28	2.093	15:05:45.179
5 -	***53.702***	***104.8***	1:27.437	107.8	38.014	74.6	2:59.153	**(3)**	73.55	1.429	15:08:44.332
6 -	54.451	102.6	***1:26.693***	108.9	37.256	76.0	2:58.400	**(2)**	73.86	0.676	15:11:42.732
7 -	54.108	103.4	1:26.844	108.7	***36.772***	***76.6***	***2:57.724***	**(1)**	***74.14***		***15:14:40.456***

P29 100 THD Ollie STREEK — Austin Mini Cooper S

IDEAL LAP TIME : 2:56.028 BEST LAP TIME : 2:56.333 DIFFERENCE : 0.305

LAP	SECTOR 1		SECTOR 2		SECTOR 3		LAP TIME		MPH	DIFF	TIME OF DAY
1 -		53.4	1:46.781	45.5	55.048	68.6	4:09.575		52.80	1:13.242	14:56:42.765
2 -	57.928	90.5	1:30.050	108.0	38.140	72.2	3:06.118		70.80	9.785	14:59:48.883
3 -	55.780	99.1	1:28.243	106.5	37.872	73.2	3:01.895		72.44	5.562	15:02:50.778
4 -	54.630	100.9	1:27.393	***109.1***	37.362	74.6	2:59.385		73.46	3.052	15:05:50.163
5 -	53.974	***104.5***	1:26.041	107.2	37.299	76.1	2:57.314	**(3)**	74.31	0.981	15:08:47.477
6 -	***53.798***	103.0	1:26.018	107.8	***36.517***	***77.1***	***2:56.333***	**(1)**	***74.73***		***15:11:43.810***
7 -	54.456	102.1	***1:25.713***	108.7	36.790	75.1	2:56.959	**(2)**	74.46	0.626	15:14:40.769

P30 23 THD Tina COOPER — Austin Mini Cooper S

IDEAL LAP TIME : 2:56.539 BEST LAP TIME : 2:57.454 DIFFERENCE : 0.915

LAP	SECTOR 1		SECTOR 2		SECTOR 3		LAP TIME		MPH	DIFF	TIME OF DAY
1 -		46.0	1:46.423	50.5	57.372	69.2	4:06.003		53.56	1:08.549	14:56:39.193
2 -	58.593	95.3	1:30.627	109.1	38.205	74.5	3:07.425		70.30	9.971	14:59:46.618
3 -	54.904	103.7	1:28.158	***111.4***	38.021	75.6	3:01.083		72.77	3.629	15:02:47.701
4 -	54.510	103.4	1:28.275	110.7	37.180	75.5	2:59.965		73.22	2.511	15:05:47.666
5 -	53.812	***104.8***	1:26.974	109.6	37.116	76.3	2:57.902	**(2)**	74.07	0.448	15:08:45.568
6 -	***53.598***	104.0	1:27.131	110.7	***36.725***	76.0	***2:57.454***	**(1)**	***74.26***		***15:11:43.022***
7 -	55.420	100.1	***1:26.216***	110.5	36.875	***77.3***	2:58.511	**(3)**	73.82	1.057	15:14:41.533

Weather / Track : Cloudy / Wet

Silverstone GP
Circuit Length = 3.6604 miles
Start: 14:52 Flag 15:13 End: 15:16

Silverstone Classic

Mini Celebration Trophy Presented By Adrian Flux

RACE 7 - SECTOR ANALYSIS

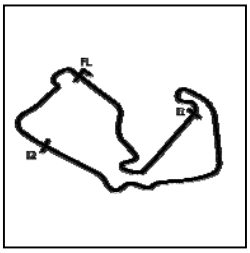

SECTOR 1 = FL to I1, SECTOR 2 = I1 to I2, SECTOR 3 = I2 to FL, DIFF = Difference To Personal Best Lap, P = Crossed Finish Line in Pit Lane, D = Time Disallowed

P31 77 THD Mark BURNETT — Austin Mini Countryman

IDEAL LAP TIME : 2:56.340 BEST LAP TIME : 2:56.690 DIFFERENCE : 0.350

LAP	SECTOR 1		SECTOR 2		SECTOR 3		LAP TIME		MPH	DIFF	TIME OF DAY
1 -		53.3	1:47.864	49.4	56.979	67.1	4:06.354		53.49	1:09.664	14:56:39.544
2 -	59.525	85.7	1:29.869	109.1	39.134	72.4	3:08.528		69.89	11.838	14:59:48.072
3 -	55.329	96.4	1:27.828	***112.2***	37.820	75.4	3:00.977		72.81	4.287	15:02:49.049
4 -	55.665	101.5	1:26.709	110.0	37.446	76.2	2:59.820		73.28	3.130	15:05:48.869
5 -	53.584	***104.3***	1:27.304	107.5	38.040	77.4	2:58.928	(3)	73.64	2.238	15:08:47.797
6 -	53.659	94.9	***1:26.397***	110.1	37.334	75.4	2:57.390	(2)	74.28	0.700	15:11:45.187
7 -	***53.328***	103.8	1:26.747	110.7	***36.615***	***77.7***	***2:56.690***	(1)	***74.58***		***15:14:41.877***

P32 82 THD Harvey DEATH — Austin Mini Cooper S

IDEAL LAP TIME : 2:56.764 BEST LAP TIME : 2:56.764 DIFFERENCE : 0.000

LAP	SECTOR 1		SECTOR 2		SECTOR 3		LAP TIME		MPH	DIFF	TIME OF DAY
1 -		52.5	1:47.086	47.3	56.125	66.0	4:06.751		53.40	1:09.987	14:56:39.941
2 -	59.332	89.7	1:29.899	108.9	38.026	71.0	3:07.257		70.37	10.493	14:59:47.198
3 -	55.930	***104.3***	1:27.638	***111.1***	38.075	72.6	3:01.643		72.54	4.879	15:02:48.841
4 -	56.343	101.8	1:27.174	110.3	37.296	72.6	3:00.813		72.88	4.049	15:05:49.654
5 -	54.195	103.8	1:27.047	109.8	37.305	***74.3***	2:58.547	(3)	73.80	1.783	15:08:48.201
6 -	53.818	100.9	1:26.972	109.2	37.306	72.9	2:58.096	(2)	73.99	1.332	15:11:46.297
7 -	***53.706***	104.0	***1:26.190***	110.1	***36.868***	***74.3***	***2:56.764***	(1)	***74.55***		***15:14:43.061***

P33 40 THD Per SKARNER — Austin Mini Cooper S

IDEAL LAP TIME : 2:58.659 BEST LAP TIME : 2:59.060 DIFFERENCE : 0.401

LAP	SECTOR 1		SECTOR 2		SECTOR 3		LAP TIME		MPH	DIFF	TIME OF DAY
1 -		87.0	1:43.302	39.4	53.769	64.4	4:13.344		52.01	1:14.284	14:56:46.534
2 -	56.952	95.7	1:29.859	***109.4***	38.614	70.3	3:05.425		71.06	6.365	14:59:51.959
3 -	54.769	***102.7***	1:27.694	108.4	37.873	72.7	3:00.336		73.07	1.276	15:02:52.295
4 -	54.606	101.9	1:27.308	107.3	37.784	74.2	2:59.698	(3)	73.33	0.638	15:05:51.993
5 -	54.699	100.1	***1:27.181***	106.3	***37.180***	74.6	***2:59.060***	(1)	***73.59***		***15:08:51.053***
6 -	***54.298***	101.3	1:27.485	105.0	37.524	***75.9***	2:59.307	(2)	73.49	0.247	15:11:50.360
7 -	55.018	100.4	1:27.777	104.3	37.422	74.2	3:00.217		73.12	1.157	15:14:50.577

P34 141 THD Rory LONGDON — Morris Mini Cooper S

IDEAL LAP TIME : 2:56.878 BEST LAP TIME : 2:58.016 DIFFERENCE : 1.138

LAP	SECTOR 1		SECTOR 2		SECTOR 3		LAP TIME		MPH	DIFF	TIME OF DAY
1 -		72.5	1:44.699	42.6	56.058	67.9	4:15.858		51.50	1:17.842	14:56:49.048
2 -	57.064	102.6	1:28.587	***110.7***	39.335	66.5	3:04.986		71.23	6.970	14:59:54.034
3 -	56.110	102.4	1:28.839	107.5	38.797	70.7	3:03.746		71.71	5.730	15:02:57.780
4 -	***54.009***	***103.2***	1:26.803	108.7	37.246	75.0	2:58.058	(2)	74.00	0.042	15:05:55.838
5 -	54.174	102.6	***1:26.122***	106.8	37.720	75.4	***2:58.016***	(1)	***74.02***		***15:08:53.854***
6 -	54.576	100.6	1:28.651	109.2	37.121	75.0	3:00.348		73.06	2.332	15:11:54.202
7 -	54.610	102.1	1:26.862	106.1	***36.747***	***77.1***	2:58.219	(3)	73.94	0.203	15:14:52.421

P35 72 THD Andy HARRISON — Morris Mini Cooper S

IDEAL LAP TIME : 2:58.138 BEST LAP TIME : 2:58.627 DIFFERENCE : 0.489

LAP	SECTOR 1		SECTOR 2		SECTOR 3		LAP TIME		MPH	DIFF	TIME OF DAY
1 -		74.6	1:44.542	37.8	55.850	60.1	4:13.739		51.93	1:15.112	14:56:46.929
2 -	57.533	101.3	1:29.145	108.2	40.396	66.8	3:07.074		70.44	8.447	14:59:54.003
3 -	55.345	101.9	1:28.148	108.0	38.065	70.6	3:01.558		72.58	2.931	15:02:55.561
4 -	54.489	103.5	***1:26.661***	109.1	37.477	72.5	***2:58.627***	(1)	***73.77***		***15:05:54.188***
5 -	***54.157***	104.0	1:27.595	***109.4***	37.662	72.6	2:59.414	(2)	73.44	0.787	15:08:53.602
6 -	54.691	104.0	1:28.111	107.5	37.652	72.5	3:00.454		73.02	1.827	15:11:54.056
7 -	55.055	***106.0***	1:27.583	108.5	***37.320***	***76.6***	2:59.958	(3)	73.22	1.331	15:14:54.014

Weather / Track : Cloudy / Wet

Silverstone GP
Circuit Length = 3.6604 miles
Start: 14:52 Flag 15:13 End: 15:16

Silverstone Classic

Mini Celebration Trophy Presented By Adrian Flux

RACE 7 - SECTOR ANALYSIS

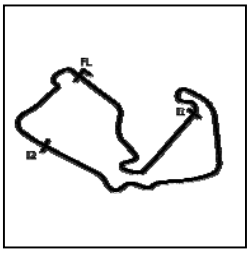

SECTOR 1 = FL to I1, SECTOR 2 = I1 to I2, SECTOR 3 = I2 to FL, DIFF = Difference To Personal Best Lap, P = Crossed Finish Line in Pit Lane, D = Time Disallowed

P36 49 THD Bengt-Ake BENGTSSON — Morris Mini Cooper S

IDEAL LAP TIME : 2:59.124 BEST LAP TIME : 2:59.363 DIFFERENCE : 0.239

LAP	SECTOR 1		SECTOR 2		SECTOR 3		LAP TIME	MPH	DIFF	TIME OF DAY
1 -		91.0	1:39.535	34.9	56.724	66.7	4:14.838	51.71	1:15.475	14:56:48.028
2 -	59.281	94.1	1:29.523	104.8	39.429	71.7	3:08.233	70.00	8.870	14:59:56.261
3 -	56.263	96.8	1:27.972	***107.8***	38.278	***73.5***	3:02.513	72.20	3.150	15:02:58.774
4 -	54.910	***101.3***	***1:26.979***	106.6	37.947	73.3	2:59.836 **(3)**	73.27	0.473	15:05:58.610
5 -	***54.597***	101.0	1:27.557	105.6	37.644	72.8	2:59.798 **(2)**	73.29	0.435	15:08:58.408
6 -	54.722	101.0	1:28.202	105.1	37.681	71.7	3:00.605	72.96	1.242	15:11:59.013
7 -	54.663	100.4	1:27.152	105.0	***37.548***	***73.5***	***2:59.363*** **(1)**	***73.46***		***15:14:58.376***

P37 60 THD Andrew CAMERON — Morris Mini Cooper S

IDEAL LAP TIME : 3:00.487 BEST LAP TIME : 3:01.875 DIFFERENCE : 1.388

LAP	SECTOR 1		SECTOR 2		SECTOR 3		LAP TIME	MPH	DIFF	TIME OF DAY
1 -		73.4	1:43.660	41.6	56.538	64.7	4:15.627	51.55	1:13.752	14:56:48.817
2 -	57.242	***97.8***	1:29.299	***106.3***	38.893	67.1	3:05.434	71.06	3.559	14:59:54.251
3 -	55.921	97.5	1:28.866	102.2	38.769	69.9	3:03.556	71.79	1.681	15:02:57.807
4 -	55.883	96.0	***1:28.254***	100.6	37.738	73.0	***3:01.875*** **(1)**	***72.45***		***15:05:59.682***
5 -	***54.796***	96.4	1:33.897	97.1	38.001	72.3	3:06.694	70.58	4.819	15:09:06.376
6 -	55.491	93.8	1:29.219	98.6	***37.437***	***74.5***	3:02.147 **(3)**	72.34	0.272	15:12:08.523
7 -	55.279	93.4	1:29.332	98.2	37.492	73.9	3:02.103 **(2)**	72.36	0.228	15:15:10.626

P38 70 THD David JONES — Morris Mini Cooper S

IDEAL LAP TIME : 3:01.593 BEST LAP TIME : 3:02.212 DIFFERENCE : 0.619

LAP	SECTOR 1		SECTOR 2		SECTOR 3		LAP TIME	MPH	DIFF	TIME OF DAY
1 -		75.0	1:43.986	36.8	56.787	63.6	4:15.232	51.63	1:13.020	14:56:48.422
2 -	58.505	96.0	1:29.655	***108.0***	39.264	69.1	3:07.424	70.31	5.212	14:59:55.846
3 -	56.574	95.8	1:29.188	107.3	38.506	71.6	3:04.268	71.51	2.056	15:03:00.114
4 -	56.018	***100.6***	***1:28.313***	106.5	***38.284***	73.6	3:02.615 **(2)**	72.16	0.403	15:06:02.729
5 -	55.663	99.2	1:29.355	105.5	38.341	73.2	3:03.359 **(3)**	71.86	1.147	15:09:06.088
6 -	56.133	92.6	1:29.630	105.0	38.448	***74.0***	3:04.211	71.53	1.999	15:12:10.299
7 -	***54.996***	97.3	1:28.714	100.7	38.502	73.7	***3:02.212*** **(1)**	***72.32***		***15:15:12.511***

P39 24 THD Stephen MAWHINNEY — Morris Mini Cooper S

IDEAL LAP TIME : 2:57.240 BEST LAP TIME : 2:57.240 DIFFERENCE : 0.000

LAP	SECTOR 1		SECTOR 2		SECTOR 3		LAP TIME	MPH	DIFF	TIME OF DAY
1 -		54.0	1:47.338	38.8	55.265	50.9	4:12.588	52.17	1:15.348	14:56:45.778
2 -	59.231	96.5	1:29.003	***110.7***	40.036	62.6	3:08.270	69.99	11.030	14:59:54.048
3 -	1:10.346	65.9	1:37.683	108.0	37.902	67.1	3:25.931	63.99	28.691	15:03:19.979
4 -	54.969	102.7	1:28.734	109.4	38.237	71.1	3:01.940	72.42	4.700	15:06:21.919
5 -	54.817	103.8	1:28.727	107.5	37.478	74.7	3:01.022 **(3)**	72.79	3.782	15:09:22.941
6 -	53.496	100.4	1:28.236	108.9	38.491	74.8	3:00.223 **(2)**	73.11	2.983	15:12:23.164
7 -	***53.440***	***104.0***	***1:26.402***	108.4	***37.398***	***75.7***	***2:57.240*** **(1)**	***74.34***		***15:15:20.404***

P40 57 THD William WARD — Austin Mini Cooper S

IDEAL LAP TIME : BEST LAP TIME : 3:00.660 DIFFERENCE :

LAP	SECTOR 1	SECTOR 2	SECTOR 3	LAP TIME	MPH	DIFF	TIME OF DAY
1 -				4:20.931	50.50	1:20.271	14:56:54.121
2 -				3:10.982	69.00	10.322	15:00:05.103
3 -				3:07.147	70.41	6.487	15:03:12.250
4 -				3:03.002 **(3)**	72.00	2.342	15:06:15.252
5 -				3:03.225	71.92	2.565	15:09:18.477
6 -				3:02.868 **(2)**	72.06	2.208	15:12:21.345
7 -				***3:00.660*** **(1)**	***72.94***		***15:15:22.005***

Weather / Track : Cloudy / Wet

Silverstone GP
Circuit Length = 3.6604 miles
Start: 14:52 Flag 15:13 End: 15:16

Silverstone Classic

Mini Celebration Trophy Presented By Adrian Flux

RACE 7 - SECTOR ANALYSIS

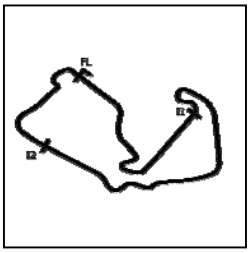

SECTOR 1 = FL to I1, SECTOR 2 = I1 to I2, SECTOR 3 = I2 to FL, DIFF = Difference To Personal Best Lap, P = Crossed Finish Line in Pit Lane, D = Time Disallowed

P41 27 THD Kevin BOTTOMLEY — Morris Mini Cooper S

IDEAL LAP TIME : 3:01.925 BEST LAP TIME : 3:02.498 DIFFERENCE : 0.573

LAP	SECTOR 1		SECTOR 2		SECTOR 3		LAP TIME	MPH	DIFF	TIME OF DAY
1 -		83.6	1:40.580	44.6	56.697	61.3	4:17.274	51.22	1:14.776	14:56:50.464
2 -	59.287	93.0	1:31.435	105.6	39.397	72.2	3:10.119	69.31	7.621	15:00:00.583
3 -	58.874	97.5	1:30.454	104.2	39.146	73.6	3:08.474	69.91	5.976	15:03:09.057
4 -	57.299	96.1	1:30.742	106.3	38.874	74.3	3:06.915	70.50	4.417	15:06:15.972
5 -	55.736	***101.9***	1:29.825	***108.0***	38.018	***76.4***	3:03.579 **(3)**	71.78	1.081	15:09:19.551
6 -	***55.282***	98.9	1:29.478	102.9	38.236	75.5	3:02.996 **(2)**	72.01	0.498	15:12:22.547
7 -	55.855	99.4	***1:29.297***	106.6	***37.346***	74.0	***3:02.498*** **(1)**	***72.20***		***15:15:25.045***

P42 15 THD Jonathan KENT — Austin Mini Cooper S

IDEAL LAP TIME : 3:02.472 BEST LAP TIME : 3:02.494 DIFFERENCE : 0.022

LAP	SECTOR 1		SECTOR 2		SECTOR 3		LAP TIME	MPH	DIFF	TIME OF DAY
1 -		80.4	1:42.209	51.3	55.450	64.2	4:19.703	50.74	1:17.209	14:56:52.893
2 -	1:00.284	89.1	1:32.067	108.5	39.471	68.7	3:11.822	68.69	9.328	15:00:04.715
3 -	57.298	92.6	1:30.470	107.0	39.761	63.7	3:07.529	70.27	5.035	15:03:12.244
4 -	56.930	99.5	1:29.949	***110.3***	38.632	70.7	3:05.511 **(3)**	71.03	3.017	15:06:17.755
5 -	55.810	***101.9***	1:39.554	102.7	38.597	70.4	3:13.961	67.94	11.467	15:09:31.716
6 -	***55.805***	99.2	***1:28.544***	109.2	38.145	73.4	***3:02.494*** **(1)**	***72.20***		***15:12:34.210***
7 -	56.268	99.4	1:28.754	108.0	***38.123***	***73.9***	3:03.145 **(2)**	71.95	0.651	15:15:37.355

P43 104 THD Peter JAMES — Morris Mini Cooper S

IDEAL LAP TIME : 3:03.451 BEST LAP TIME : 3:03.616 DIFFERENCE : 0.165

LAP	SECTOR 1		SECTOR 2		SECTOR 3		LAP TIME	MPH	DIFF	TIME OF DAY
1 -		79.8	1:40.501	46.6	56.418	64.3	4:17.994	51.07	1:14.378	14:56:51.184
2 -	59.561	89.0	1:33.235	102.2	42.658	65.7	3:15.454	67.42	11.838	15:00:06.638
3 -	58.379	88.1	1:32.268	107.2	40.541	69.5	3:11.188	68.92	7.572	15:03:17.826
4 -	57.073	99.4	1:31.365	108.0	39.200	71.9	3:07.638 **(3)**	70.22	4.022	15:06:25.464
5 -	57.491	94.1	1:31.867	107.3	38.749	73.4	3:08.107	70.05	4.491	15:09:33.571
6 -	***55.667***	95.1	1:29.839	***108.7***	38.502	***73.7***	3:04.008 **(2)**	71.61	0.392	15:12:37.579
7 -	55.832	***101.5***	***1:29.580***	107.3	***38.204***	71.1	***3:03.616*** **(1)**	***71.76***		***15:15:41.195***

P44 22 THD Ellie BIRCHENHOUGH — Austin Mini Cooper S

IDEAL LAP TIME : 3:07.778 BEST LAP TIME : 3:08.036 DIFFERENCE : 0.258

LAP	SECTOR 1		SECTOR 2		SECTOR 3		LAP TIME	MPH	DIFF	TIME OF DAY
1 -		86.5	1:42.503	52.7	54.668	66.5	4:20.052	50.67	1:12.016	14:56:53.242
2 -	1:00.301	85.8	1:32.695	***104.5***	39.603	69.5	3:12.599	68.42	4.563	15:00:05.841
3 -	57.580	93.2	***1:30.763***	***104.5***	39.693	68.8	***3:08.036*** **(1)**	***70.08***		***15:03:13.877***
4 -	58.139	***96.5***	1:31.353	103.7	43.452	67.3	3:12.944	68.29	4.908	15:06:26.821
5 -	***57.433***	***96.5***	1:34.325	99.2	40.362	***70.3***	3:12.120 **(3)**	68.59	4.084	15:09:38.941
6 -	58.123	93.7	1:32.278	94.3	40.452	69.6	3:10.853 **(2)**	69.04	2.817	15:12:49.794
7 -	58.364	94.5	1:35.930	96.2	***39.582***	68.8	3:13.876	67.97	5.840	15:16:03.670

P45 28 THD Raymond LOW — Morris Mini Cooper S

IDEAL LAP TIME : 3:51.622 BEST LAP TIME : 3:07.222 DIFFERENCE : -44.400

LAP	SECTOR 1		SECTOR 2		SECTOR 3		LAP TIME	MPH	DIFF	TIME OF DAY
1 -		***81.9***					4:19.125	50.85	1:11.903	14:56:52.315
2 -							3:11.913	68.66	4.691	15:00:04.228
3 -							3:07.223 **(2)**	70.38	0.001	15:03:11.451
4 -							3:07.595	70.24	0.373	15:06:19.046
5 -							3:07.361 **(3)**	70.33	0.139	15:09:26.407
6 -							***3:07.222*** **(1)**	***70.38***		***15:12:33.629***
7 -	***1:39.600***	70.4	***1:31.655***	***105.1***	***40.367***	***64.1***	3:51.622	56.89	44.400	15:16:25.251

Weather / Track : Cloudy / Wet

Silverstone GP
Circuit Length = 3.6604 miles
Start: 14:52 Flag 15:13 End: 15:16

Silverstone Classic

Mini Celebration Trophy Presented By Adrian Flux

RACE 7 - SECTOR ANALYSIS

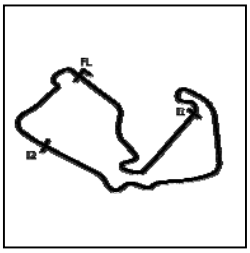

SECTOR 1 = FL to I1, SECTOR 2 = I1 to I2, SECTOR 3 = I2 to FL, DIFF = Difference To Personal Best Lap, P = Crossed Finish Line in Pit Lane, D = Time Disallowed

P46 75 THD Simon EVANS — Austin Mini Cooper S

IDEAL LAP TIME : 2:58.872 BEST LAP TIME : 2:59.984 DIFFERENCE : 1.112

LAP	SECTOR 1		SECTOR 2		SECTOR 3		LAP TIME	MPH	DIFF	TIME OF DAY
1 -		55.1	1:48.907	48.1	57.388	69.2	4:04.431	53.91	1:04.447	14:56:37.621
2 -	58.037	96.0	1:29.327	108.2	38.094	70.5	3:05.458	71.05	5.474	14:59:43.079
3 -	56.441	101.6	***1:27.140***	***109.2***	37.603	***76.7***	3:01.184 **(2)**	72.73	1.200	15:02:44.263
4 -	55.013	99.2	1:27.417	107.3	***37.554***	76.2	***2:59.984*** **(1)**	***73.21***		***15:05:44.247***
5 -	***54.178***	***102.2***	5:14.259	102.9	39.525	75.1	6:47.962	32.30	3:47.978	15:12:32.209
6 -	55.791	98.2	1:30.631	105.3	38.009	75.7	3:04.431 **(3)**	71.45	4.447	15:15:36.640

P47 888 THD Daniel WHEELER — Austin Mini Cooper S

IDEAL LAP TIME : 2:53.579 BEST LAP TIME : 2:54.993 DIFFERENCE : 1.414

LAP	SECTOR 1		SECTOR 2		SECTOR 3		LAP TIME	MPH	DIFF	TIME OF DAY
1 -		66.5	1:52.402	47.7	58.795	63.6	4:01.346	54.60	1:06.353	14:56:34.536
2 -	59.842	98.3	1:27.301	***113.1***	39.342	68.6	3:06.485	70.66	11.492	14:59:41.021
3 -	53.949	104.0	1:25.639	111.1	36.714	75.3	2:56.302	74.74	1.309	15:02:37.323
4 -	53.036	105.6	***1:24.914***	111.4	37.423	77.6	2:55.373 **(3)**	75.14	0.380	15:05:32.696
5 -	53.045	***107.3***	1:25.438	110.0	36.510	77.4	***2:54.993*** **(1)**	***75.30***		***15:08:27.689***
6 -	53.078	103.5	1:25.486	108.9	***36.458***	***78.3***	2:55.022 **(2)**	75.29	0.029	15:11:22.711

P48 33 THD Kane ASTIN — Morris Mini Cooper S

IDEAL LAP TIME : 2:52.620 BEST LAP TIME : 2:53.116 DIFFERENCE : 0.496

LAP	SECTOR 1		SECTOR 2		SECTOR 3		LAP TIME	MPH	DIFF	TIME OF DAY
1 -		47.0	1:48.254	47.7	56.372	70.4	4:07.226	53.30	1:14.110	14:56:40.416
2 -	57.919	96.5	1:27.867	110.0	37.157	71.3	3:02.943	72.03	9.827	14:59:43.359
3 -	53.864	***107.5***	1:26.289	***112.0***	36.994	73.0	2:57.147	74.38	4.031	15:02:40.506
4 -	53.127	105.1	1:24.987	110.5	36.478	74.6	2:54.592 **(2)**	75.47	1.476	15:05:35.098
5 -	52.502	105.5	***1:24.591***	110.1	***36.023***	77.3	***2:53.116*** **(1)**	***76.12***		***15:08:28.214***
6 -	52.818	105.8	1:25.702	108.5	36.360	***78.5***	2:54.880 **(3)**	75.35	1.764	15:11:23.094

P49 21 THD Dave EDGECOMBE — Austin Mini Cooper S

IDEAL LAP TIME : 2:58.313 BEST LAP TIME : 2:58.906 DIFFERENCE : 0.593

LAP	SECTOR 1		SECTOR 2		SECTOR 3		LAP TIME	MPH	DIFF	TIME OF DAY
1 -		64.3	1:53.171	49.0	58.464	66.3	4:01.254	54.62	1:02.348	14:56:34.444
2 -	58.247	97.9	1:28.142	112.0	39.440	69.6	3:05.829 **(3)**	70.91	6.923	14:59:40.273
3 -	53.902	***104.3***	1:26.903	***112.5***	38.332	***72.1***	2:59.137 **(2)**	73.56	0.231	15:02:39.410
4 -	54.244	103.4	***1:26.747***	110.0	***37.915***	70.6	***2:58.906*** **(1)**	***73.65***		***15:05:38.316***
5 -	***53.651***	103.5	1:29.307	84.8	IN PIT		3:02.272 **P**	72.29	3.366	15:08:40.588

P50 142 THD Chris MORGAN — Austin Mini Cooper S

IDEAL LAP TIME : 2:52.381 BEST LAP TIME : 2:53.567 DIFFERENCE : 1.186

LAP	SECTOR 1		SECTOR 2		SECTOR 3		LAP TIME	MPH	DIFF	TIME OF DAY
1 -		60.8	1:53.527	49.9	59.027	63.3	4:00.597	54.77	1:07.030	14:56:33.787
2 -	55.682	105.3	1:24.525	111.1	***36.467***	***78.3***	2:56.674 **(3)**	74.58	3.107	14:59:30.461
3 -	53.621	105.3	***1:23.504***	***112.5***	36.831	77.9	2:53.956 **(2)**	75.75	0.389	15:02:24.417
4 -	52.742	***106.1***	1:24.098	111.4	36.727	77.5	***2:53.567*** **(1)**	***75.92***		***15:05:17.984***

P51 155 THD Jeff SMITH — Austin Mini Cooper S

IDEAL LAP TIME : 2:53.589 BEST LAP TIME : 2:55.023 DIFFERENCE : 1.434

LAP	SECTOR 1		SECTOR 2		SECTOR 3		LAP TIME	MPH	DIFF	TIME OF DAY
1 -		60.3	1:53.356	45.4	59.536	59.8	4:00.722	54.74	1:05.699	14:56:33.912
2 -	56.889	***105.3***	1:25.987	107.3	37.556	73.7	3:00.432 **(3)**	73.03	5.409	14:59:34.344
3 -	53.810	101.9	1:24.215	***115.1***	***36.998***	74.6	***2:55.023*** **(1)**	***75.29***		***15:02:29.367***
4 -	53.193	105.1	1:25.094	105.1	38.633	***75.3***	2:56.920 **(2)**	74.48	1.897	15:05:26.287

Weather / Track : Cloudy / Wet

Silverstone GP
Circuit Length = 3.6604 miles
Start: 14:52 Flag 15:13 End: 15:16

Silverstone Classic

Mini Celebration Trophy Presented By Adrian Flux

RACE 7 - SECTOR ANALYSIS

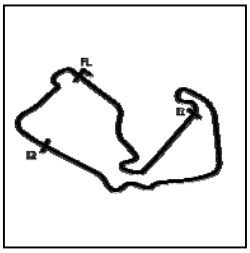

SECTOR 1 = FL to I1, SECTOR 2 = I1 to I2, SECTOR 3 = I2 to FL, DIFF = Difference To Personal Best Lap, P = Crossed Finish Line in Pit Lane, D = Time Disallowed

P52 2 THD Ben SEYFRIED Austin Mini Cooper S

IDEAL LAP TIME : 2:57.385 BEST LAP TIME : 2:57.917 DIFFERENCE : 0.532

LAP	SECTOR 1		SECTOR 2		SECTOR 3		LAP TIME	MPH	DIFF	TIME OF DAY
1 -		57.4	1:46.663	43.1	55.252	69.6	4:09.536	52.80	1:11.619	14:56:42.726
2 -	57.501	93.7	1:30.793	104.0	38.782	72.6	3:07.076 (3)	70.44	9.159	14:59:49.802
3 -	55.229	***102.4***	1:27.770	105.3	37.672	75.2	3:00.671 (2)	72.93	2.754	15:02:50.473
4 -	54.541	102.2	***1:26.370***	***106.8***	***37.006***	***75.7***	***2:57.917*** (1)	***74.06***		***15:05:48.390***

P53 177 THD Bernardo HARTOGS Austin Mini Cooper S

IDEAL LAP TIME : 3:04.721 BEST LAP TIME : 3:06.990 DIFFERENCE : 2.269

LAP	SECTOR 1		SECTOR 2		SECTOR 3		LAP TIME	MPH	DIFF	TIME OF DAY
1 -		50.5	1:46.398	37.7	54.715	47.2	4:12.033	52.28	1:05.043	14:56:45.223
2 -	1:06.877	80.1	1:31.861	***102.7***	***38.442***	***74.3***	3:17.180 (3)	66.83	10.190	15:00:02.403
3 -	55.634	97.9	1:32.893	98.9	38.463	73.6	***3:06.990*** (1)	***70.47***		***15:03:09.393***
4 -	57.138	96.6	***1:30.892***	100.1	39.038	***74.3***	3:07.068 (2)	70.44	0.078	15:06:16.461

P54 64 THD Peter CREWES Austin Mini Cooper S

IDEAL LAP TIME : 2:59.277 BEST LAP TIME : 2:59.891 DIFFERENCE : 0.614

LAP	SECTOR 1		SECTOR 2		SECTOR 3		LAP TIME	MPH	DIFF	TIME OF DAY
1 -		58.8	1:46.647	40.7	55.322	66.0	4:10.793 (3)	52.54	1:10.902	14:56:43.983
2 -	57.530	93.4	1:28.455	101.8	38.566	71.3	3:04.551 (2)	71.40	4.660	14:59:48.534
3 -	55.282	96.0	***1:27.201***	***108.4***	***37.408***	***71.7***	***2:59.891*** (1)	***73.25***		***15:02:48.425***
4 -	***54.668***	***98.3***	2:10.267	92.3	IN PIT		3:51.286 P	56.97	51.395	15:06:39.711

P55 66 THD Niall MCFADDEN Austin Mini Cooper S

IDEAL LAP TIME : 2:58.845 BEST LAP TIME : 2:58.845 DIFFERENCE : 0.000

LAP	SECTOR 1		SECTOR 2		SECTOR 3		LAP TIME	MPH	DIFF	TIME OF DAY
1 -		55.4	1:46.973	38.6	55.554	46.8	4:11.832 (2)	52.32	1:12.987	14:56:45.022
2 -	5:37.824	89.2	1:31.197	98.2	IN PIT		7:48.429 P	28.13	4:49.584	15:04:33.451
3 -	OUTLAP	97.5	1:39.965	103.0	37.613	75.1	8:32.786	25.69	5:33.941	15:13:06.237
4 -	***53.950***	***99.5***	***1:27.794***	***105.6***	***37.101***	***75.5***	***2:58.845*** (1)	***73.68***		***15:16:05.082***

P56 111 THD Gregory CARINI Morris Mini Cooper S

IDEAL LAP TIME : BEST LAP TIME : 3:26.439 DIFFERENCE :

LAP	SECTOR 1		SECTOR 2		SECTOR 3		LAP TIME	MPH	DIFF	TIME OF DAY
1 -		***54.6***	***1:46.606***	***45.6***	***55.984***		4:08.481 (2)	53.03	42.042	14:56:41.671
2 -							***3:26.439*** (1)	***63.83***		***15:00:08.110***
3 -					IN PIT		3:08.740 P	69.81		15:03:16.850

Weather / Track : Cloudy / Wet

Silverstone GP
Circuit Length = 3.6604 miles
Start: 14:52 Flag 15:13 End: 15:16

Silverstone Classic

Mini Celebration Trophy Presented By Adrian Flux

RACE 7 - BEST SECTORS

	SECTOR 1			SECTOR 2			SECTOR 3			IDEAL / BEST COMPARISON					
POS	NO	NAME	TIME	NO	NAME	TIME	NO	NAME	TIME	POS	NO	NAME	IDEAL	BEST	DIFF
												PERFECT LAP	2:49.075		
1	3	MIDDLEHURST	51.578	81	TURNER	1:22.133	3	MIDDLEHURST	35.364	1	3	MIDDLEHURST	2:49.189	2:49.189	0.000
2	81	TURNER	51.839	3	MIDDLEHURST	1:22.247	115	HOUSE	35.521	2	81	TURNER	2:49.524	2:49.660	0.136
3	76	MORGAN	51.839	76	MORGAN	1:22.486	81	TURNER	35.552	3	76	MORGAN	2:50.007	2:50.161	0.154
4	115	HOUSE	51.970	44	CAINE	1:22.762	76	MORGAN	35.682	4	115	HOUSE	2:50.477	2:50.477	0.000
5	5	EKORNESS	51.990	103	WATTS	1:22.970	5	EKORNESS	35.810	5	44	CAINE	2:50.712	2:50.712	0.000
6	44	CAINE	52.003	115	HOUSE	1:22.986	18	SMITH	35.882	6	18	SMITH	2:51.368	2:51.368	0.000
7	33	ASTIN	52.006	20	OWENS	1:23.083	44	CAINE	35.947	7	103	WATTS	2:51.447	2:52.214	0.767
8	18	SMITH	52.033	244	BELL	1:23.357	33	ASTIN	36.023	8	46	CURLEY	2:51.730	2:51.749	0.019
9	46	CURLEY	52.126	18	SMITH	1:23.453	46	CURLEY	36.113	9	5	EKORNESS	2:52.106	2:52.529	0.423
10	888	WHEELER	52.207	46	CURLEY	1:23.491	25	SIME	36.154	10	20	OWENS	2:52.125	2:52.646	0.521
11	88	PADDY	52.228	142	MORGAN	1:23.504	45	OGDEN	36.163	11	244	BELL	2:52.322	2:52.733	0.411
12	711	LEWIS	52.250	155	SMITH	1:23.729	101	WOODROW	36.193	12	142	MORGAN	2:52.381	2:53.567	1.186
13	103	WATTS	52.270	45	OGDEN	1:23.791	117	HATTON	36.202	13	88	PADDY	2:52.512	2:52.762	0.250
14	50	STANBRIDGE	52.291	25	SIME	1:23.868	103	WATTS	36.207	14	33	ASTIN	2:52.620	2:53.116	0.496
15	11	CHURCHILL	52.409	88	PADDY	1:23.878	151	STAFFORD	36.269	15	45	OGDEN	2:52.622	2:52.899	0.277
16	142	MORGAN	52.410	35	GJERDRUM	1:24.024	50	STANBRIDGE	36.286	16	25	SIME	2:52.739	2:52.989	0.250
17	244	BELL	52.415	711	LEWIS	1:24.133	35	GJERDRUM	36.337	17	35	GJERDRUM	2:52.776	2:52.776	0.000
18	35	GJERDRUM	52.415	5	EKORNESS	1:24.306	88	PADDY	36.406	18	711	LEWIS	2:53.012	2:53.352	0.340
19	20	OWENS	52.443	101	WOODROW	1:24.404	84	JONES	36.429	19	151	STAFFORD	2:53.299	2:53.299	0.000
20	127	WINDOW	52.527	151	STAFFORD	1:24.462	888	WHEELER	36.458	20	50	STANBRIDGE	2:53.329	2:53.602	0.273
21	151	STAFFORD	52.568	11	CHURCHILL	1:24.489	142	MORGAN	36.467	21	11	CHURCHILL	2:53.505	2:54.207	0.702
22	45	OGDEN	52.668	33	ASTIN	1:24.591	100	STREEK	36.517	22	101	WOODROW	2:53.513	2:54.041	0.528
23	84	JONES	52.680	117	HATTON	1:24.647	244	BELL	36.550	23	888	WHEELER	2:53.579	2:54.993	1.414
24	25	SIME	52.717	50	STANBRIDGE	1:24.752	20	OWENS	36.599	24	155	SMITH	2:53.589	2:55.023	1.434
25	29	SPENCER	52.752	888	WHEELER	1:24.914	11	CHURCHILL	36.607	25	117	HATTON	2:53.651	2:54.191	0.540
26	117	HATTON	52.802	84	JONES	1:24.956	77	BURNETT	36.615	26	84	JONES	2:54.065	2:54.065	0.000
27	155	SMITH	52.862	29	SPENCER	1:25.356	711	LEWIS	36.629	27	29	SPENCER	2:54.982	2:55.850	0.868
28	101	WOODROW	52.916	100	STREEK	1:25.713	23	COOPER	36.725	28	127	WINDOW	2:55.682	2:55.951	0.269
29	77	BURNETT	53.328	54	NAIRN	1:25.990	141	LONGDON	36.747	29	100	STREEK	2:56.028	2:56.333	0.305
30	54	NAIRN	53.389	26	GRANT	1:26.065	217	LYNCH	36.772	30	54	NAIRN	2:56.285	2:56.835	0.550
31	24	MAWHINNEY	53.440	141	LONGDON	1:26.122	127	WINDOW	36.801	31	77	BURNETT	2:56.340	2:56.690	0.350
32	23	COOPER	53.598	82	DEATH	1:26.190	82	DEATH	36.868	32	23	COOPER	2:56.539	2:57.454	0.915
33	21	EDGECOMBE	53.651	23	COOPER	1:26.216	29	SPENCER	36.874	33	82	DEATH	2:56.764	2:56.764	0.000
34	217	LYNCH	53.702	127	WINDOW	1:26.354	26	GRANT	36.878	34	26	GRANT	2:56.778	2:56.778	0.000
35	82	DEATH	53.706	2	SEYFRIED	1:26.370	54	NAIRN	36.906	35	141	LONGDON	2:56.878	2:58.016	1.138
36	100	STREEK	53.798	77	BURNETT	1:26.397	155	SMITH	36.998	36	217	LYNCH	2:57.167	2:57.724	0.557
37	99	O'CONNOR	53.825	24	MAWHINNEY	1:26.402	2	SEYFRIED	37.006	37	24	MAWHINNEY	2:57.240	2:57.240	0.000
38	26	GRANT	53.835	72	HARRISON	1:26.661	66	MCFADDEN	37.101	38	2	SEYFRIED	2:57.385	2:57.917	0.532
39	66	MCFADDEN	53.950	217	LYNCH	1:26.693	40	SKARNER	37.180	39	72	HARRISON	2:58.138	2:58.627	0.489
40	141	LONGDON	54.009	21	EDGECOMBE	1:26.747	72	HARRISON	37.320	40	21	EDGECOMBE	2:58.313	2:58.906	0.593
41	2	SEYFRIED	54.009	49	BENGTSSON	1:26.979	27	BOTTOMLEY	37.346	41	40	SKARNER	2:58.659	2:59.060	0.401
42	72	HARRISON	54.157	75	EVANS	1:27.140	24	MAWHINNEY	37.398	42	66	MCFADDEN	2:58.845	2:58.845	0.000
43	75	EVANS	54.178	40	SKARNER	1:27.181	64	CREWES	37.408	43	75	EVANS	2:58.872	2:59.984	1.112
44	40	SKARNER	54.298	64	CREWES	1:27.201	99	O'CONNOR	37.421	44	49	BENGTSSON	2:59.124	2:59.363	0.239
45	49	BENGTSSON	54.597	66	MCFADDEN	1:27.794	60	CAMERON	37.437	45	64	CREWES	2:59.277	2:59.891	0.614
46	64	CREWES	54.668	60	CAMERON	1:28.254	49	BENGTSSON	37.548	46	60	CAMERON	3:00.487	3:01.875	1.388
47	60	CAMERON	54.796	70	JONES	1:28.313	75	EVANS	37.554	47	70	JONES	3:01.593	3:02.212	0.619
48	70	JONES	54.996	15	KENT	1:28.544	21	EDGECOMBE	37.915	48	27	BOTTOMLEY	3:01.925	3:02.498	0.573
49	27	BOTTOMLEY	55.282	27	BOTTOMLEY	1:29.297	15	KENT	38.123	49	15	KENT	3:02.472	3:02.494	0.022
50	177	HARTOGS	55.387	104	JAMES	1:29.580	104	JAMES	38.204	50	104	JAMES	3:03.451	3:03.616	0.165
51	104	JAMES	55.667	22	BIRCHENHOUGH	1:30.763	70	JONES	38.284	51	177	HARTOGS	3:04.721	3:06.990	2.269
52	15	KENT	55.805	177	HARTOGS	1:30.892	177	HARTOGS	38.442	52	22	BIRCHENHOUGH	3:07.778	3:08.036	0.258
53	22	BIRCHENHOUGH	57.433	28	LOW	1:31.655	22	BIRCHENHOUGH	39.582	53	28	LOW	3:51.622	3:07.222	-44.400
54	28	LOW	1:39.600	111	CARINI	1:46.606	28	LOW	40.367	54	111	CARINI		3:26.439	
55							111	CARINI	55.984	55	57	WARD		3:00.660	
56										56	99	O'CONNOR		2:57.862	

Weather / Track : Cloudy / Wet

Silverstone GP
Circuit Length = 3.6604 miles
Start: 14:52 Flag 15:13 End: 15:16

Results can be found at www.tsl-timing.com

Printed - 15:17 Saturday, 27 July 2019

Silverstone Classic

Mini Celebration Trophy Presented By Adrian Flux

RACE 7 - BEST SPEEDS

	INTERMEDIATE 1			INTERMEDIATE 2			FINISH LINE		
POS	NO	NAME	MPH	NO	NAME	MPH	NO	NAME	MPH
1	76	MORGAN	109.6	44	CAINE	115.1	3	MIDDLEHURST	79.9
2	151	STAFFORD	109.2	155	SMITH	115.1	88	PADDY	79.1
3	25	SIME	108.2	244	BELL	114.5	44	CAINE	79.0
4	88	PADDY	108.0	25	SIME	114.5	115	HOUSE	78.9
5	711	LEWIS	108.0	3	MIDDLEHURST	114.1	151	STAFFORD	78.9
6	20	OWENS	107.5	76	MORGAN	113.9	35	GJERDRUM	78.7
7	103	WATTS	107.5	81	TURNER	113.7	76	MORGAN	78.5
8	33	ASTIN	107.5	88	PADDY	113.7	33	ASTIN	78.5
9	244	BELL	107.3	35	GJERDRUM	113.5	81	TURNER	78.4
10	888	WHEELER	107.3	20	OWENS	113.3	50	STANBRIDGE	78.3
11	44	CAINE	107.0	5	EKORNESS	113.1	888	WHEELER	78.3
12	45	OGDEN	107.0	711	LEWIS	113.1	20	OWENS	78.3
13	46	CURLEY	106.8	50	STANBRIDGE	113.1	142	MORGAN	78.3
14	29	SPENCER	106.6	888	WHEELER	113.1	18	SMITH	78.1
15	18	SMITH	106.1	46	CURLEY	112.9	101	WOODROW	77.8
16	142	MORGAN	106.1	45	OGDEN	112.5	103	WATTS	77.7
17	115	HOUSE	106.0	21	EDGECOMBE	112.5	77	BURNETT	77.7
18	5	EKORNESS	106.0	142	MORGAN	112.5	46	CURLEY	77.5
19	72	HARRISON	106.0	217	LYNCH	112.4	26	GRANT	77.5
20	3	MIDDLEHURST	105.8	103	WATTS	112.2	45	OGDEN	77.4
21	50	STANBRIDGE	105.8	77	BURNETT	112.2	11	CHURCHILL	77.4
22	35	GJERDRUM	105.8	11	CHURCHILL	112.0	25	SIME	77.4
23	101	WOODROW	105.6	33	ASTIN	112.0	23	COOPER	77.3
24	84	JONES	105.6	115	HOUSE	111.8	84	JONES	77.2
25	99	O'CONNOR	105.6	101	WOODROW	111.4	244	BELL	77.1
26	11	CHURCHILL	105.5	23	COOPER	111.4	100	STREEK	77.1
27	26	GRANT	105.3	151	STAFFORD	111.2	141	LONGDON	77.1
28	54	NAIRN	105.3	84	JONES	111.1	54	NAIRN	77.0
29	155	SMITH	105.3	54	NAIRN	111.1	711	LEWIS	76.7
30	81	TURNER	105.0	82	DEATH	111.1	75	EVANS	76.7
31	217	LYNCH	104.8	29	SPENCER	110.9	117	HATTON	76.6
32	23	COOPER	104.8	127	WINDOW	110.9	217	LYNCH	76.6
33	127	WINDOW	104.6	18	SMITH	110.7	72	HARRISON	76.6
34	117	HATTON	104.5	117	HATTON	110.7	5	EKORNESS	76.4
35	100	STREEK	104.5	141	LONGDON	110.7	127	WINDOW	76.4
36	77	BURNETT	104.3	24	MAWHINNEY	110.7	27	BOTTOMLEY	76.4
37	82	DEATH	104.3	15	KENT	110.3	29	SPENCER	76.3
38	21	EDGECOMBE	104.3	26	GRANT	109.4	40	SKARNER	75.9
39	24	MAWHINNEY	104.0	40	SKARNER	109.4	24	MAWHINNEY	75.7
40	141	LONGDON	103.2	72	HARRISON	109.4	2	SEYFRIED	75.7
41	40	SKARNER	102.7	75	EVANS	109.2	66	MCFADDEN	75.5
42	2	SEYFRIED	102.4	100	STREEK	109.1	155	SMITH	75.3
43	75	EVANS	102.2	104	JAMES	108.7	60	CAMERON	74.5
44	27	BOTTOMLEY	101.9	64	CREWES	108.4	82	DEATH	74.3
45	15	KENT	101.9	70	JONES	108.0	177	HARTOGS	74.3
46	104	JAMES	101.5	27	BOTTOMLEY	108.0	70	JONES	74.0
47	49	BENGTSSON	101.3	49	BENGTSSON	107.8	15	KENT	73.9
48	177	HARTOGS	101.0	2	SEYFRIED	106.8	104	JAMES	73.7
49	70	JONES	100.6	60	CAMERON	106.3	49	BENGTSSON	73.5
50	66	MCFADDEN	99.5	66	MCFADDEN	105.6	21	EDGECOMBE	72.1
51	64	CREWES	98.3	28	LOW	105.1	64	CREWES	71.7
52	60	CAMERON	97.8	22	BIRCHENHOUGH	104.5	22	BIRCHENHOUGH	70.3
53	22	BIRCHENHOUGH	96.5	177	HARTOGS	102.7	28	LOW	64.1
54	28	LOW	81.9	111	CARINI	45.6			
55	111	CARINI	54.6						
56									

Weather / Track : Cloudy / Wet

Silverstone GP
Circuit Length = 3.6604 miles
Start: 14:52 Flag 15:13 End: 15:16

Silverstone Classic

Mini Celebration Trophy Presented By Adrian Flux

RACE 7 - STATISTICS

Competitors Started	56
Planned Start	2019-07-27 @ 14:50:00.000
Actual Start	2019-07-27 @ 14:52:33.189
Finish Time	2019-07-27 @ 15:13:45.802
Track Length	3.6604mi.
Total Laps	365
Total Distance Covered	1336.0816mi.

Session Fastest Lap History

NO	NAME	LAP TIME	TIME OF DAY	LAP	VEHICLE
20	**Endaf OWENS**	**4:00.066**	14:56:33.261	1	Austin Mini Cooper S
76	**Adam MORGAN**	**2:56.741**	14:59:30.045	2	Morris Mini Cooper S
142	**Chris MORGAN**	**2:56.674**	14:59:30.486	2	Austin Mini Cooper S
76	**Adam MORGAN**	**2:53.461**	15:02:23.508	3	Morris Mini Cooper S
81	**Darren TURNER**	**2:52.868**	15:02:24.134	3	Morris Mini Cooper S
81	**Darren TURNER**	**2:51.661**	15:05:15.796	4	Morris Mini Cooper S
81	**Darren TURNER**	**2:50.682**	15:08:06.478	5	Morris Mini Cooper S
81	**Darren TURNER**	**2:50.550**	15:10:57.028	6	Morris Mini Cooper S
3	**Chris MIDDLEHURST**	**2:49.959**	15:10:58.283	6	Morris Mini Cooper S
81	**Darren TURNER**	**2:49.660**	15:13:46.687	7	Morris Mini Cooper S
3	**Chris MIDDLEHURST**	**2:49.189**	15:13:47.472	7	Morris Mini Cooper S

Session Leader History

NO	NAME	FROM LAP	LAPS LED	DISTANCE	VEHICLE
20	**Endaf OWENS**	1	1	3.66 miles	Austin Mini Cooper S
76	**Adam MORGAN**	2	2	7.32 miles	Morris Mini Cooper S
81	**Darren TURNER**	4	4	14.64 miles	Morris Mini Cooper S

Flag History

TYPE	TIME OF DAY
GREEN	14:52:33.189
FINISH	15:13:45.802

Flag Statistics

TYPE	COUNT	TOTAL LAPS	TOTAL TIME
Green	1	7	24:13.905
Red	0	0	0.000
Safety Car	0	0	0.000
FCY	0	0	0.000

Silverstone GP
Circuit Length = 3.6604 miles
Start: 14:52 Flag 15:13 End: 15:16

Weather / Track : Cloudy / Wet

These results are provisional until the conclusion of any judicial and technical matters.

Clerk Of Course :		Timekeeper :

Results can be found at www.tsl-timing.com

Printed - 15:19 Saturday, 27 July 2019

Silverstone Classic

Mini Celebration Trophy Presented By Adrian Flux

RACE 21 - GRID (20 minutes)

Sheet No:	Issue Time:

ROW 28	55	66	Niall MCFADDEN	56	111	Gregory CARINI	
ROW 27	53	177	Bernardo HARTOGS	54	64	Peter CREWES	
ROW 26	51	155	Jeff SMITH	52	2	Ben SEYFRIED	
ROW 25	49	21	Dave EDGECOMBE	50	142	Chris MORGAN	
ROW 24	47	888	Daniel WHEELER	48	33	Kane ASTIN	
ROW 23	45	28	Raymond LOW	46	75	Simon EVANS	
ROW 22	43	104	Peter JAMES	44	22	Ellie BIRCHENHOUGH	
ROW 21	41	27	Kevin BOTTOMLEY	42	15	Jonathan KENT	
ROW 20	39	24	Stephen MAWHINNEY	40	57	William WARD	
ROW 19	37	60	Andrew CAMERON	38	70	David JONES	
ROW 18	35	72	Andy HARRISON	36	49	Bengt-Ake BENGTSSON	
ROW 17	33	40	Per SKARNER	34	141	Rory LONGDON	
ROW 16	31	77	Mark BURNETT	32	82	Harvey DEATH	
ROW 15	29	100	Ollie STREEK	30	23	Tina COOPER	
ROW 14	27	54	Carl NAIRN	28	217	William LYNCH	
ROW 13	25	26	John GRANT	26	99	Kevin O'CONNOR	
ROW 12	23	35	Mads GJERDRUM	24	127	Leon WINDOW	
ROW 11	21	151	Elliott STAFFORD	22	84	Steve JONES	
ROW 10	19	50	Tim STANBRIDGE	20	29	Robert SPENCER	
ROW 9	17	117	Benjamin HATTON	18	711	Dan LEWIS	
ROW 8	15	11	Graham CHURCHILL	16	5	Lars EKORNESS	
ROW 7	13	88	Nick PADDY	14	25	Barry SIME	
ROW 6	11	101	Stephen WOODROW	12	45	David OGDEN	
ROW 5	9	20	Endaf OWENS	10	103	Patrick WATTS	
ROW 4	7	115	Philip HOUSE	8	244	Tom BELL	
ROW 3	5	44	Michael CAINE	6	18	Aaron SMITH	
ROW 2	3	76	Adam MORGAN	4	46	Ian CURLEY	
ROW 1	1	81	Darren TURNER	2	3	Chris MIDDLEHURST	

Pole

Silverstone GP
Circuit Length = 3.6604 miles

These results are provisional until the conclusion of any judicial and technical matters.

Clerk Of Course :	Steward :	Timekeeper :

Results can be found at www.tsl-timing.com

Printed - 13:18 Sunday, 28 July 2019

HSCC

Masters HISTORIC RACING

SilverstoneClassic 26|27|28 JULY 2019

Silverstone Classic

Mini Celebration Trophy Presented By Adrian Flux

RACE 21 - CLASSIFICATION - AMENDED

Sheet No:	Issue Time:

POS	NO	NAME	ENTRY	LAPS	TIME	GAP	DIFF	MPH	BEST	ON
1	76	Adam MORGAN	Morris Mini Cooper S	8	21:26.249			81.96	2:39.395	1
2	46	Ian CURLEY	Austin Mini Cooper S	8	21:31.256	5.007	5.007	81.64	2:39.712	1
3	44	Michael CAINE	Austin Mini Cooper S	8	21:31.696	5.447	0.440	81.61	2:40.110	3
4	81	Darren TURNER	Morris Mini Cooper S	8	21:31.811	5.562	0.115	81.60	2:39.967	1
5	20	Endaf OWENS	Austin Mini Cooper S	8	21:32.644	6.395	0.833	81.55	2:40.388	3
6	151	Elliott STAFFORD	Austin Mini Cooper S	8	21:45.972	19.723	13.328	80.72	2:40.851	2
7	155	Jeff SMITH	Austin Mini Cooper S	8	21:50.612	24.363	4.640	80.43	2:41.107	6
8	142	Chris MORGAN	Austin Mini Cooper S	8	21:50.817	24.568	0.205	80.42	2:41.778	5
9	18	Aaron SMITH	Austin Mini Cooper S	8	21:51.220	24.971	0.403	80.40	2:42.854	8
10	88	Nick PADDY	Austin Mini Cooper S	8	21:54.632	28.383	3.412	80.19	2:42.525	5
11	711	Dan LEWIS	Austin Mini Cooper S	8	21:58.492	32.243	3.860	79.95	2:43.010	5
12	103	Patrick WATTS	Austin Mini Cooper S	8	21:59.121	32.872	0.629	79.91	2:42.733	6
13	117	Benjamin HATTON	Morris Mini Cooper S	8	21:59.473	33.224	0.352	79.89	2:43.041	4
14	45	David OGDEN	Austin Mini Cooper S	8	22:03.104	36.855	3.631	79.67	2:44.245	6
15	29	Robert SPENCER	Austin Mini Cooper S	8	22:11.649	45.400	8.545	79.16	2:44.429	5
16	54	Carl NAIRN	Morris Mini Cooper S	8	22:11.846	45.597	0.197	79.15	2:44.806	5
17	26	John GRANT	Austin Mini Cooper S	8	22:12.348	46.099	0.502	79.12	2:44.904	4
18	11	Graham CHURCHILL	Austin Mini Cooper S	8	22:12.713	46.464	0.365	79.10	2:43.466	8
19	25	Barry SIME	Morris Mini Cooper S	8	22:15.744	49.495	3.031	78.92	2:44.606	2
20	99	Kevin O'CONNOR	Austin Mini Cooper S	8	22:17.320	51.071	1.576	78.83	2:45.005	3
21	33 *	Kane ASTIN	Morris Mini Cooper S	8	22:17.982	51.733	0.662	78.79	2:44.574	3
22	77	Mark BURNETT	Austin Mini Countryman	8	22:18.617	52.368	0.635	78.75	2:45.621	8
23	82	Harvey DEATH	Austin Mini Cooper S	8	22:34.721	1:08.472	16.104	77.81	2:46.545	8
24	23	Tina COOPER	Austin Mini Cooper S	8	22:35.761	1:09.512	1.040	77.75	2:47.457	8
25	111 *	Gregory CARINI	Morris Mini Cooper S	8	22:39.384	1:13.135	3.623	77.55	2:45.753	2
26	70	David JONES	Morris Mini Cooper S	8	22:49.793	1:23.544	10.409	76.96	2:49.506	4
27	27	Kevin BOTTOMLEY	Morris Mini Cooper S	8	22:50.996	1:24.747	1.203	76.89	2:47.764	3
28	24	Stephen MAWHINNEY	Morris Mini Cooper S	8	22:51.367	1:25.118	0.371	76.87	2:47.529	5
29	40	Per SKARNER	Austin Mini Cooper S	8	22:52.021	1:25.772	0.654	76.83	2:50.167	4
30	15	Jonathan KENT	Austin Mini Cooper S	8	22:53.945	1:27.696	1.924	76.72	2:49.355	3
31	66	Niall MCFADDEN	Austin Mini Cooper S	8	22:54.779	1:28.530	0.834	76.68	2:46.885	4
32	49	Bengt-Ake BENGTSSON	Morris Mini Cooper S	8	22:58.356	1:32.107	3.577	76.48	2:49.758	4
33	177	Bernardo HARTOGS	Austin Mini Cooper S	8	23:14.047	1:47.798	15.691	75.62	2:49.742	8
34	60	Andrew CAMERON	Morris Mini Cooper S	8	23:16.456	1:50.207	2.409	75.49	2:51.857	3
35	127	Leon WINDOW	Morris Mini Cooper S	8	23:36.753	2:10.504	20.297	74.41	2:45.489	2
36	28	Raymond LOW	Morris Mini Cooper S	8	24:01.938	2:35.689	25.185	73.11	2:53.953	3
37	22	Ellie BIRCHENHOUGH	Austin Mini Cooper S	8	24:08.002	2:41.753	6.064	72.80	2:57.606	7
38	50	Tim STANBRIDGE	Morris Mini Cooper S	7	20:11.932	1 Lap	1 Lap	76.11	2:44.682	2
39	75	Simon EVANS	Austin Mini Cooper S	7	21:37.339	1 Lap	1:25.407	71.10	2:48.934	2
40	57	William WARD	Austin Mini Cooper S	7	22:58.726	1 Lap	1:21.387	66.90	2:47.253	6
41	115	Philip HOUSE	Morris Mini Cooper S	6	16:55.094	2 Laps	1 Lap	77.89	2:42.882	3
			NOT CLASSIFIED							
NC	21	Dave EDGECOMBE	Austin Mini Cooper S	4	11:11.090	4 Laps	2 Laps	78.54	2:43.149	3
NC	217	William LYNCH	Morris Mini Cooper S	4	11:18.771	4 Laps	7.681	77.65	2:46.846	3
NC	100	Ollie STREEK	Austin Mini Cooper S	4	11:18.968	4 Laps	0.197	77.63	2:47.613	2
NC	141	Rory LONGDON	Morris Mini Cooper S	4	11:43.174	4 Laps	24.206	74.96	2:54.952	2
NC	35	Mads GJERDRUM	Austin Mini Cooper S	3	8:19.195	5 Laps	1 Lap	79.19	2:45.680	3
NC	888	Daniel WHEELER	Austin Mini Cooper S	3	8:24.052	5 Laps	4.857	78.43	2:43.094	3
NC	2	Ben SEYFRIED	Austin Mini Cooper S	3	8:36.629	5 Laps	12.577	76.52	2:46.259	3
NC	84	Steve JONES	Morris Mini Cooper S	3	8:38.722	5 Laps	2.093	76.21	2:45.840	2
NC	244	Tom BELL	Austin Mini Cooper S	2	5:19.723	6 Laps	1 Lap	82.43	2:38.900	1
NC	101	Stephen WOODROW	Morris Mini Cooper S	1	3:30.489	7 Laps	1 Lap	62.60		
NC	5	Lars EKORNESS	Morris Mini Cooper S	0						
NC	72	Andy HARRISON	Morris Mini Cooper S	0						
DQ	3 *	Chris MIDDLEHURST	Morris Mini Cooper S							

FASTEST LAP

244	Tom BELL	Austin Mini Cooper S	1	2:38.900	82.93 mph	133.46 kph

***Car 3 disqualified, regulation C2.1.1(d) refers, not complying with flag signals (Q15.1 (k&m)).**
***Car 33 - no working transponder. Car 111 - transponder working intermittently.**

Silverstone GP
Circuit Length = 3.6604 miles
Start: 17:00 Flag 17:21 End: 17:24

Weather / Track : Bright / Dry

These results are provisional until the conclusion of any judicial and technical matters.

Clerk Of Course :	Steward :	Timekeeper :

Results can be found at www.tsl-timing.com

Printed - 18:08 Sunday, 28 July 2019

Silverstone Classic

Mini Celebration Trophy Presented By Adrian Flux

RACE 21 - LAP CHART

LAP 1		@ 17:02:58.191	LAP 2		@ 17:05:39.298	LAP 3		@ 17:08:20.076	LAP 4		@ 17:11:00.517	LAP 5		@ 17:13:41.437
NO	BEHIND	LAP TIME	NO	BEHIND	LAP TIME	NO	BEHIND	LAP TIME	NO	BEHIND	LAP TIME	NO	BEHIND	LAP TIME
3		2:38.485	**3**		2:41.107	**3**		2:40.778	**3**		2:40.441	**3**		2:40.920
244	0.415	2:38.900	**244**	0.131	2:40.823	**46**	0.190	2:40.407	**76**	0.645	2:40.297	**76**	0.789	2:41.064
76	0.910	2:39.395	**46**	0.561	2:40.441	**76**	0.789	2:40.720	**44**	1.021	2:40.455	**81**	1.767	2:40.987
46	1.227	2:39.712	**76**	0.847	2:41.044	**44**	1.007	2:40.110	**46**	1.321	2:41.572	**46**	1.817	2:41.416
81	1.482	2:39.967	**44**	1.675	2:40.996	**81**	1.995	2:40.286	**81**	1.700	2:40.146	**44**	1.934	2:41.833
44	1.786	2:40.271	**81**	2.487	2:42.112	**20**	2.621	2:40.388	**20**	2.968	2:40.788	**20**	3.979	2:41.931
20	3.301	2:41.786	**20**	3.011	2:40.817	**151**	8.617	2:42.261	**151**	10.341	2:42.165	**151**	12.333	2:42.912
18	5.087	2:43.572	**151**	7.134	2:40.851	**115**	10.722	2:42.882	**18**	13.781	2:43.295	**18**	17.389	2:44.528
115	6.545	2:45.030	**18**	7.789	2:43.809	**18**	10.927	2:43.916	**115**	14.185	2:43.904	**115**	17.518	2:44.253
117	7.265	2:45.750	**115**	8.618	2:43.180	**88**	16.934	2:44.547	**88**	19.964	2:43.471	**142**	21.274	2:41.778
151	7.390	2:45.875	**117**	12.687	2:46.529	**117**	17.671	2:45.762	**117**	20.271	2:43.041	**88**	21.569	2:42.525
45	7.406	2:45.891	**45**	12.955	2:46.656	**45**	18.006	2:45.829	**142**	20.416	2:42.477	**155**	23.462	2:42.098
88	7.681	2:46.166	**88**	13.165	2:46.591	**11**	18.344	2:45.719	**45**	22.270	2:44.705	**117**	23.714	2:44.363
11	8.259	2:46.744	**11**	13.403	2:46.251	**142**	18.380	2:42.343	**155**	22.284	2:42.608	**711**	25.180	2:43.010
103	8.469	2:46.954	**711**	13.880	2:45.625	**35**	18.825	2:45.680	**711**	23.090	2:44.534	**103**	26.268	2:43.511
35	9.209	2:47.694	**35**	13.923	2:45.821	**711**	18.997	2:45.895	**103**	23.677	2:43.488	**45**	26.845	2:45.495
711	9.362	2:47.847	**127**	14.234	2:45.489	**29**	19.515	2:45.535	**26**	26.124	2:44.904	**26**	31.471	2:46.267
84	9.741	2:48.226	**84**	14.474	2:45.840	**127**	19.807	2:46.351	**54**	27.906	2:45.439	**54**	31.792	2:44.806
127	9.852	2:48.337	**29**	14.758	2:44.767	**155**	20.117	2:42.191	**29**	28.428	2:49.354	**29**	31.937	2:44.429
29	11.098	2:49.583	**50**	15.324	2:44.682	**50**	20.358	2:45.812	**99**	29.832	2:46.803	**99**	35.210	2:46.298
26	11.493	2:49.978	**26**	16.688	2:46.302	**103**	20.630	2:44.020	**21**	30.279	2:45.663	**33**	37.179	2:46.390
50	11.749	2:50.234	**142**	16.815	2:42.542	**26**	21.661	2:45.751	**25**	31.236	2:46.862	**25**	37.461	2:47.145
217	13.078	2:51.563	**103**	17.388	2:50.026	**54**	22.908	2:45.067	**33**	31.709	2:45.185	**50**	37.642	2:45.624
54	13.229	2:51.714	**54**	18.619	2:46.497	**99**	23.470	2:45.005	**77**	32.085	2:47.583	**77**	38.277	2:47.112
82	13.703	2:52.188	**155**	18.704	2:42.754	**888**	23.682	2:43.094	**50**	32.938	2:53.021	**11**	38.687	2:43.904
99	13.959	2:52.444	**99**	19.243	2:46.391	**25**	24.815	2:45.926	**11**	35.703	2:57.800	**82**	42.568	2:46.876
23	14.490	2:52.975	**25**	19.667	2:44.606	**77**	24.943	2:45.773	**127**	35.799	2:56.433 **P**	**111**	45.034	2:47.181
77	14.741	2:53.226	**77**	19.948	2:46.314	**21**	25.057	2:43.149	**82**	36.612	2:47.722	**23**	46.150	2:48.748
100	15.252	2:53.737	**82**	20.721	2:48.125	**33**	26.965	2:44.574	**217**	37.960	2:48.698	**70**	53.814	2:49.673
142	15.380	2:53.865	**888**	21.366	2:44.822	**82**	29.331	2:49.388	**100**	38.157	2:49.098	**66**	55.017	2:48.754
25	16.168	2:54.653	**100**	21.758	2:47.613	**100**	29.500	2:48.520	**23**	38.322	2:48.620	**27**	55.504	2:49.681
40	16.406	2:54.891	**21**	22.686	2:43.954	**217**	29.703	2:46.846	**111**	38.773	2:46.718	**40**	57.181	2:50.462
70	16.583	2:55.068	**23**	23.006	2:49.623	**23**	30.143	2:47.915	**70**	45.061	2:49.506	**15**	1:01.089	2:50.625
155	17.057	2:55.542	**33**	23.169	2:46.183	**111**	32.496	2:46.861	**27**	46.743	2:48.658	**49**	1:01.352	2:51.355
888	17.651	2:56.136	**217**	23.635	2:51.664	**70**	35.996	2:50.626	**66**	47.183	2:46.885	**24**	1:02.278	2:47.529
33	18.093	2:56.578	**70**	26.148	2:50.672	**2**	36.259	2:46.259	**40**	47.639	2:50.167	**177**	1:10.928	2:51.883
141	19.615	2:58.100	**111**	26.413	2:45.753	**40**	37.913	2:50.590	**49**	50.917	2:49.758	**60**	1:12.665	2:53.211
21	19.839	2:58.324	**40**	28.101	2:52.802	**84**	38.352	3:04.656 **P**	**15**	51.384	2:49.469	**57**	1 Lap	2:48.674
111	21.767	3:00.252	**2**	30.778	2:47.593	**27**	38.526	2:47.764	**24**	55.669	2:49.333	**127**	1:33.400	3:38.521
49	22.139	3:00.624	**27**	31.540	2:49.708	**66**	40.739	2:47.476	**177**	59.965	2:51.640	**28**	1:47.572	2:59.403
27	22.939	3:01.424	**49**	32.569	2:51.537	**49**	41.600	2:49.809	**60**	1:00.374	2:54.722	**22**	1:51.133	3:02.004
60	23.367	3:01.852	**141**	33.460	2:54.952	**15**	42.356	2:49.355	**141**	1:02.363	2:54.714 **P**	**75**	2:35.228	2:50.999
15	23.952	3:02.437	**15**	33.779	2:50.934	**75**	45.220	2:50.606 **P**	**57**	1 Lap	2:48.005			
2	24.292	3:02.777	**66**	34.041	2:49.051	**60**	46.093	2:51.857	**28**	1:29.089	3:07.684			
66	26.097	3:04.582	**60**	35.014	2:52.754	**24**	46.777	2:50.823	**22**	1:30.049	3:01.729			
75	27.565	3:06.050	**75**	35.392	2:48.934	**141**	48.090	2:55.408	**75**	2:25.149	4:20.370			
177	28.189	3:06.674	**24**	36.732	2:49.452	**177**	48.766	2:50.237						
24	28.387	3:06.872	**177**	39.307	2:52.225	**57**	1 Lap	5:30.229						
22	32.037	3:10.522	**28**	48.671	2:57.033	**28**	1:01.846	2:53.953						
28	32.745	3:11.230	**22**	50.866	2:59.936	**22**	1:08.761	2:58.673						
57	50.635	3:29.120 **P**												
101	52.004	3:30.489 **P**												

Silverstone GP
Circuit Length = 3.6604 miles
Start: 17:00 Flag 17:21 End: 17:24

Weather / Track : Bright / Dry

Silverstone Classic

Mini Celebration Trophy Presented By Adrian Flux

RACE 21 - LAP CHART

LAP 6		@ 17:16:22.571	LAP 7		@ 17:19:04.553	LAP 8		@ 17:21:45.955
NO	BEHIND	LAP TIME	NO	BEHIND	LAP TIME	NO	BEHIND	LAP TIME
3		2:41.134	**76**		2:41.806	**76**		2:41.402
76	0.176	2:40.521	**3**	0.364	2:42.346	**3**	0.308	2:41.346
81	3.987	2:43.354	**75**	1 Lap	2:50.291	**46**	5.007	2:42.386
44	4.322	2:43.522	**44**	4.007	2:41.667	**44**	5.447	2:42.842
20	4.931	2:42.086	**46**	4.023	2:40.955	**81**	5.562	2:42.335
46	5.050	2:44.367	**81**	4.629	2:42.624	**20**	6.395	2:42.173
151	15.647	2:44.448	**20**	5.624	2:42.675	**75**	1 Lap	2:50.089
18	20.746	2:44.491	**151**	17.806	2:44.141	**151**	19.723	2:43.319
142	22.762	2:42.622	**142**	22.907	2:42.127	**155**	24.363	2:42.601
155	23.435	2:41.107	**155**	23.164	2:41.711	**142**	24.568	2:43.063
88	23.926	2:43.491	**18**	23.519	2:44.755	**18**	24.971	2:42.854
711	27.439	2:43.393	**88**	26.166	2:44.222	**88**	28.383	2:43.619
103	27.867	2:42.733	**103**	29.863	2:43.978	**711**	32.243	2:43.358
117	28.616	2:46.036	**711**	30.287	2:44.830	**103**	32.872	2:44.411
45	29.956	2:44.245	**117**	30.714	2:44.080	**117**	33.224	2:43.912
26	36.267	2:45.930	**45**	33.370	2:45.396	**45**	36.855	2:44.887
54	36.474	2:45.816	**29**	40.679	2:45.927	**29**	45.400	2:46.123
29	36.734	2:45.931	**54**	40.841	2:46.349	**54**	45.597	2:46.158
99	40.681	2:46.605	**26**	41.796	2:47.511	**26**	46.099	2:45.705
25	41.445	2:45.118	**11**	44.400	2:44.625	**11**	46.464	2:43.466
11	41.757	2:44.204	**25**	45.166	2:45.703	**25**	49.495	2:45.731
33	43.375	2:47.330	**99**	45.533	2:46.834	**99**	51.071	2:46.940
50	43.592	2:47.084	**33**	47.377	2:45.984	**33**	51.733	2:45.758
77	43.601	2:46.458	**77**	48.149	2:46.530	**77**	52.368	2:45.621
82	49.306	2:47.872	**82**	1:03.329	2:56.005	**82**	1:08.472	2:46.545
111	52.188	2:48.288	**23**	1:03.457	2:49.127	**23**	1:09.512	2:47.457
115	52.229	3:15.845 **P**	**111**	1:06.292	2:56.086	**111**	1:13.135	2:48.245
23	56.312	2:51.296	**27**	1:14.215	2:51.963	**70**	1:23.544	2:50.449
66	1:03.284	2:49.401	**70**	1:14.497	2:52.798	**27**	1:24.747	2:51.934
70	1:03.681	2:51.001	**40**	1:15.424	2:50.420	**24**	1:25.118	2:48.058
27	1:04.234	2:49.864	**24**	1:18.462	2:49.823	**40**	1:25.772	2:51.750
40	1:06.986	2:50.939	**15**	1:19.579	2:51.293	**15**	1:27.696	2:49.519
15	1:10.268	2:50.313	**66**	1:21.420	3:00.118	**66**	1:28.530	2:48.512
24	1:10.621	2:49.477	**49**	1:21.927	2:51.404	**49**	1:32.107	2:51.582
49	1:12.505	2:52.287	**57**	1 Lap	2:47.253	**57**	1 Lap	2:47.561
57	1 Lap	2:47.884	**50**	1:27.085	3:25.475 **P**	**177**	1:47.798	2:49.742
60	1:25.722	2:54.191	**60**	1:38.197	2:54.457	**60**	1:50.207	2:53.412
177	1:29.820	3:00.026	**177**	1:39.458	2:51.620	**127**	2:10.504	2:53.418
127	1:47.093	2:54.827	**127**	1:58.488	2:53.377	**28**	2:35.689	2:55.705
28	2:07.478	3:01.040	**28**	2:21.386	2:55.890	**22**	2:41.753	2:58.553
22	2:08.978	2:58.979	**22**	2:24.602	2:57.606			

Silverstone GP
Circuit Length = 3.6604 miles
Start: 17:00 Flag 17:21 End: 17:24

Weather / Track : Bright / Dry

Silverstone Classic

Mini Celebration Trophy Presented By Adrian Flux

RACE 21 - SECTOR ANALYSIS

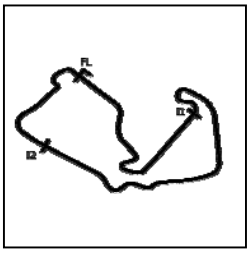

SECTOR 1 = FL to I1, SECTOR 2 = I1 to I2, SECTOR 3 = I2 to FL, DIFF = Difference To Personal Best Lap, P = Crossed Finish Line in Pit Lane, D = Time Disallowed

P1 76 THD Adam MORGAN — Morris Mini Cooper S

IDEAL LAP TIME : 2:39.644 BEST LAP TIME : 2:39.395 DIFFERENCE : -0.248

LAP	SECTOR 1		SECTOR 2		SECTOR 3		LAP TIME	MPH	DIFF	TIME OF DAY
1 -		106.0	1:17.704	114.7	33.535	72.8	***2:39.395*** **(1)**	***82.67***		***17:02:59.101***
2 -	49.953	108.7	***1:17.492***	***115.1***	33.599	82.5	2:41.044	81.82	1.648	17:05:40.145
3 -	49.582	106.3	1:17.903	114.3	***33.235***	82.5	2:40.720	81.99	1.324	17:08:20.865
4 -	***48.917***	***109.2***	1:17.643	113.3	33.737	***82.6***	2:40.297 **(2)**	82.20	0.901	17:11:01.162
5 -	49.274	105.8	1:18.202	113.5	33.588	82.1	2:41.064	81.81	1.668	17:13:42.226
6 -	48.968	107.3	1:17.817	112.4	33.736	82.0	2:40.521 **(3)**	82.09	1.125	17:16:22.747
7 -	49.332	106.3	1:18.324	112.4	34.150	81.3	2:41.806	81.44	2.410	17:19:04.553
8 -	49.352	106.3	1:18.446	110.5	33.604	81.0	2:41.402	81.64	2.006	17:21:45.955

P2 3 THD Chris MIDDLEHURST — Morris Mini Cooper S

IDEAL LAP TIME : 2:39.874 BEST LAP TIME : 2:38.485 DIFFERENCE : -1.388

LAP	SECTOR 1		SECTOR 2		SECTOR 3		LAP TIME	MPH	DIFF	TIME OF DAY
1 -		104.0	***1:17.829***	110.0	***33.070***	82.7	***2:38.485*** **(1)**	***83.14***		***17:02:58.191***
2 -	49.671	106.3	1:18.263	113.1	33.173	82.5	2:41.107	81.79	2.621	17:05:39.298
3 -	49.061	104.5	1:18.268	109.4	33.449	82.5	2:40.778 **(3)**	81.96	2.292	17:08:20.076
4 -	***48.975***	104.6	1:18.247	109.1	33.219	82.7	2:40.441 **(2)**	82.13	1.955	17:11:00.517
5 -	49.051	104.5	1:18.473	109.6	33.396	82.5	2:40.920	81.89	2.434	17:13:41.437
6 -	49.160	104.8	1:18.344	110.1	33.630	82.6	2:41.134	81.78	2.648	17:16:22.571
7 -	49.648	107.2	1:18.456	***115.3***	34.242	***83.4***	2:42.346	81.17	3.860	17:19:04.917
8 -	49.072	***109.2***	1:18.736	114.1	33.538	82.3	2:41.346	81.67	2.860	17:21:46.263

P3 46 THD Ian CURLEY — Austin Mini Cooper S

IDEAL LAP TIME : 2:39.705 BEST LAP TIME : 2:39.712 DIFFERENCE : 0.007

LAP	SECTOR 1		SECTOR 2		SECTOR 3		LAP TIME	MPH	DIFF	TIME OF DAY
1 -		104.2	***1:17.754***	***115.9***	***33.338***	82.5	***2:39.712*** **(1)**	***82.50***		***17:02:59.418***
2 -	49.141	105.1	1:17.889	114.1	33.411	81.8	2:40.441 **(3)**	82.13	0.728	17:05:39.859
3 -	48.852	107.3	1:18.019	112.0	33.536	82.2	2:40.407 **(2)**	82.15	0.694	17:08:20.266
4 -	49.020	108.0	1:18.211	112.2	34.341	***83.0***	2:41.572	81.55	1.859	17:11:01.838
5 -	***48.613***	108.4	1:18.307	110.1	34.496	80.2	2:41.416	81.63	1.703	17:13:43.254
6 -	49.997	105.5	1:19.354	110.0	35.016	80.8	2:44.367	80.17	4.654	17:16:27.621
7 -	48.802	***110.0***	1:18.183	113.9	33.970	81.4	2:40.955	81.87	1.242	17:19:08.576
8 -	49.473	107.3	1:18.966	108.7	33.947	80.0	2:42.386	81.15	2.673	17:21:50.962

P4 44 THD Michael CAINE — Austin Mini Cooper S

IDEAL LAP TIME : 2:39.552 BEST LAP TIME : 2:40.110 DIFFERENCE : 0.558

LAP	SECTOR 1		SECTOR 2		SECTOR 3		LAP TIME	MPH	DIFF	TIME OF DAY
1 -		108.7	1:17.671	***118.3***	33.360	***84.2***	2:40.271 **(2)**	82.22	0.161	17:02:59.977
2 -	49.464	***112.0***	1:18.005	116.3	33.527	82.5	2:40.996	81.85	0.886	17:05:40.973
3 -	48.947	110.1	1:18.100	116.1	***33.063***	***84.2***	***2:40.110*** **(1)**	***82.30***		***17:08:21.083***
4 -	48.862	111.6	***1:17.643***	116.1	33.950	83.8	2:40.455 **(3)**	82.12	0.345	17:11:01.538
5 -	***48.846***	105.1	1:18.337	116.9	34.650	81.3	2:41.833	81.42	1.723	17:13:43.371
6 -	50.118	108.9	1:19.020	111.2	34.384	82.2	2:43.522	80.58	3.412	17:16:26.893
7 -	49.272	108.5	1:18.171	109.2	34.224	81.4	2:41.667	81.51	1.557	17:19:08.560
8 -	49.580	107.2	1:19.067	114.9	34.195	79.0	2:42.842	80.92	2.732	17:21:51.402

Weather / Track : Bright / Dry

Silverstone GP
Circuit Length = 3.6604 miles
Start: 17:00 Flag 17:21 End: 17:24

Silverstone Classic

Mini Celebration Trophy Presented By Adrian Flux

RACE 21 - SECTOR ANALYSIS

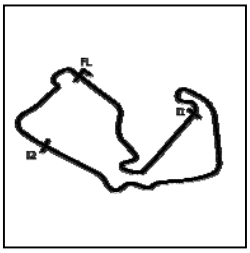

SECTOR 1 = FL to I1, SECTOR 2 = I1 to I2, SECTOR 3 = I2 to FL, DIFF = Difference To Personal Best Lap, P = Crossed Finish Line in Pit Lane, D = Time Disallowed

P5 81 THD Darren TURNER — Morris Mini Cooper S

IDEAL LAP TIME : 2:39.754 BEST LAP TIME : 2:39.967 DIFFERENCE : 0.213

LAP	SECTOR 1		SECTOR 2		SECTOR 3		LAP TIME	MPH	DIFF	TIME OF DAY
1 -		104.8	1:18.104	115.7	***33.236***	***82.6***	***2:39.967 (1)***	***82.37***		***17:02:59.673***
2 -	49.722	108.4	1:17.885	113.1	34.505	81.2	2:42.112	81.28	2.144	17:05:41.785
3 -	49.252	107.0	***1:17.730***	***115.9***	33.304	82.1	2:40.286 (3)	82.21	0.318	17:08:22.071
4 -	49.011	107.3	1:17.748	112.7	33.387	82.2	2:40.146 (2)	82.28	0.178	17:11:02.217
5 -	***48.788***	***108.9***	1:18.217	114.5	33.982	79.0	2:40.987	81.85	1.019	17:13:43.204
6 -	50.097	108.4	1:19.367	114.7	33.890	80.3	2:43.354	80.67	3.386	17:16:26.558
7 -	49.335	104.8	1:18.674	108.9	34.615	81.9	2:42.624	81.03	2.656	17:19:09.182
8 -	49.190	108.7	1:19.013	114.7	34.132	79.5	2:42.335	81.17	2.367	17:21:51.517

P6 20 THD Endaf OWENS — Austin Mini Cooper S

IDEAL LAP TIME : 2:39.934 BEST LAP TIME : 2:40.388 DIFFERENCE : 0.454

LAP	SECTOR 1		SECTOR 2		SECTOR 3		LAP TIME	MPH	DIFF	TIME OF DAY
1 -		***109.4***	1:18.752	111.4	***33.392***	80.4	2:41.786	81.45	1.398	17:03:01.492
2 -	49.488	105.1	1:17.789	111.4	33.540	80.6	2:40.817 (3)	81.94	0.429	17:05:42.309
3 -	***49.334***	106.6	***1:17.208***	***116.7***	33.846	76.7	***2:40.388 (1)***	***82.16***		***17:08:22.697***
4 -	49.558	105.8	1:17.834	111.4	33.396	76.8	2:40.788 (2)	81.95	0.400	17:11:03.485
5 -	49.891	104.3	1:18.643	109.6	33.397	80.6	2:41.931	81.37	1.543	17:13:45.416
6 -	49.517	105.8	1:17.989	114.3	34.580	70.4	2:42.086	81.30	1.698	17:16:27.502
7 -	50.430	105.3	1:18.474	109.8	33.771	***81.3***	2:42.675	81.00	2.287	17:19:10.177
8 -	49.594	106.1	1:18.559	111.2	34.020	69.9	2:42.173	81.25	1.785	17:21:52.350

P7 151 THD Elliott STAFFORD — Austin Mini Cooper S

IDEAL LAP TIME : 2:40.793 BEST LAP TIME : 2:40.851 DIFFERENCE : 0.058

LAP	SECTOR 1		SECTOR 2		SECTOR 3		LAP TIME	MPH	DIFF	TIME OF DAY
1 -		106.5	1:19.215	***112.4***	34.178	81.3	2:45.875	79.44	5.024	17:03:05.581
2 -	49.454	***108.5***	***1:18.100***	110.3	***33.297***		***2:40.851 (1)***	***81.92***		***17:05:46.432***
3 -	49.785	104.6	1:19.111	109.1	33.365		2:42.261 (3)	81.21	1.410	17:08:28.693
4 -	***49.396***	104.2	1:19.311	108.7	33.458	***81.8***	2:42.165 (2)	81.26	1.314	17:11:10.858
5 -	49.487	103.8	1:19.661	108.9	33.764	81.0	2:42.912	80.88	2.061	17:13:53.770
6 -	50.335	104.0	1:20.071	108.4	34.042	81.0	2:44.448	80.13	3.597	17:16:38.218
7 -	50.183	103.4	1:19.898	107.8	34.060		2:44.141	80.28	3.290	17:19:22.359
8 -	49.878	103.8	1:19.537	108.4	33.904	81.4	2:43.319	80.68	2.468	17:22:05.678

P8 155 THD Jeff SMITH — Austin Mini Cooper S

IDEAL LAP TIME : 2:40.634 BEST LAP TIME : 2:41.107 DIFFERENCE : 0.473

LAP	SECTOR 1		SECTOR 2		SECTOR 3		LAP TIME	MPH	DIFF	TIME OF DAY
1 -		106.8	1:20.377	110.9	33.766	80.5	2:55.542	75.06	14.435	17:03:15.248
2 -	50.343	106.5	1:18.229	113.9	34.182	76.6	2:42.754	80.96	1.647	17:05:58.002
3 -	49.608	***109.1***	1:18.549	***115.9***	34.034	***81.6***	2:42.191	81.24	1.084	17:08:40.193
4 -	50.771	102.4	1:18.330	111.4	***33.507***	79.6	2:42.608	81.04	1.501	17:11:22.801
5 -	49.683	106.0	1:18.591	110.3	33.824	***81.6***	2:42.098 (3)	81.29	0.991	17:14:04.899
6 -	49.166	106.0	***1:18.017***	114.3	33.924	81.2	***2:41.107 (1)***	***81.79***		***17:16:46.006***
7 -	***49.110***	108.7	1:18.472	108.0	34.129	80.3	2:41.711 (2)	81.48	0.604	17:19:27.717
8 -	49.369	107.8	1:19.296	107.5	33.936	81.3	2:42.601	81.04	1.494	17:22:10.318

Weather / Track : Bright / Dry

Silverstone GP
Circuit Length = 3.6604 miles
Start: 17:00 Flag 17:21 End: 17:24

Silverstone Classic

Mini Celebration Trophy Presented By Adrian Flux

RACE 21 - SECTOR ANALYSIS

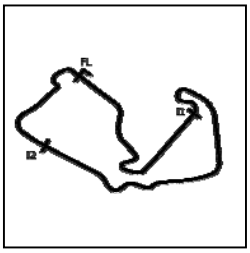

SECTOR 1 = FL to I1, SECTOR 2 = I1 to I2, SECTOR 3 = I2 to FL, DIFF = Difference To Personal Best Lap, P = Crossed Finish Line in Pit Lane, D = Time Disallowed

P9 142 THD Chris MORGAN — Austin Mini Cooper S

IDEAL LAP TIME : 2:41.458 BEST LAP TIME : 2:41.778 DIFFERENCE : 0.320

LAP	SECTOR 1		SECTOR 2		SECTOR 3		LAP TIME	MPH	DIFF	TIME OF DAY
1 -		107.0	1:18.972	113.7	33.799		2:53.865	75.79	12.087	17:03:13.571
2 -	49.888	106.1	1:18.861	112.9	33.793		2:42.542	81.07	0.764	17:05:56.113
3 -	***49.327***	***111.1***	1:18.814	***116.5***	34.202		2:42.343 **(3)**	81.17	0.565	17:08:38.456
4 -	49.574	107.8	1:19.368	112.5	***33.535***		2:42.477	81.10	0.699	17:11:20.933
5 -	49.594	106.8	***1:18.596***	112.7	33.588		***2:41.778*** **(1)**	***81.45***		***17:14:02.711***
6 -	49.719	105.5	1:19.140	109.8	33.763		2:42.622	81.03	0.844	17:16:45.333
7 -	49.614	106.0	1:18.759	112.4	33.754		2:42.127 **(2)**	81.28	0.349	17:19:27.460
8 -	49.538	108.4	1:19.631	111.8	33.894		2:43.063	80.81	1.285	17:22:10.523

P10 18 THD Aaron SMITH — Austin Mini Cooper S

IDEAL LAP TIME : 2:42.787 BEST LAP TIME : 2:42.854 DIFFERENCE : 0.067

LAP	SECTOR 1		SECTOR 2		SECTOR 3		LAP TIME	MPH	DIFF	TIME OF DAY
1 -		104.0	1:20.443	108.4	33.766	79.4	2:43.572 **(3)**	80.56	0.718	17:03:03.278
2 -	50.016	102.6	1:19.961	106.0	33.832	80.3	2:43.809	80.44	0.955	17:05:47.087
3 -	49.943	103.2	1:19.947	107.0	34.026	***80.7***	2:43.916	80.39	1.062	17:08:31.003
4 -	49.898	104.0	1:19.672	108.9	***33.725***	79.9	2:43.295 **(2)**	80.69	0.441	17:11:14.298
5 -	50.061	101.8	1:19.877	105.5	34.590	79.1	2:44.528	80.09	1.674	17:13:58.826
6 -	50.202	102.2	1:20.151	105.8	34.138	79.2	2:44.491	80.11	1.637	17:16:43.317
7 -	50.359	101.8	1:20.040	***110.5***	34.356	80.1	2:44.755	79.98	1.901	17:19:28.072
8 -	***49.678***	***106.0***	***1:19.384***	***110.5***	33.792	80.4	***2:42.854*** **(1)**	***80.91***		***17:22:10.926***

P11 88 THD Nick PADDY — Austin Mini Cooper S

IDEAL LAP TIME : 2:42.525 BEST LAP TIME : 2:42.525 DIFFERENCE : 0.000

LAP	SECTOR 1		SECTOR 2		SECTOR 3		LAP TIME	MPH	DIFF	TIME OF DAY
1 -		***110.7***	1:20.287	106.5	35.184	80.7	2:46.166	79.30	3.641	17:03:05.872
2 -	51.220	110.1	1:20.338	***114.5***	35.033	81.1	2:46.591	79.10	4.066	17:05:52.463
3 -	50.455	107.5	1:19.975	110.3	34.117	80.6	2:44.547	80.08	2.022	17:08:37.010
4 -	49.793	106.0	1:19.346	111.1	34.332	80.1	2:43.471 **(2)**	80.61	0.946	17:11:20.481
5 -	***49.320***	106.0	***1:19.099***	110.7	***34.106***	***81.9***	***2:42.525*** **(1)**	***81.08***		***17:14:03.006***
6 -	49.546	107.2	1:19.320	112.4	34.625	81.0	2:43.491 **(3)**	80.60	0.966	17:16:46.497
7 -	49.892	108.4	1:19.685	111.2	34.645	80.8	2:44.222	80.24	1.697	17:19:30.719
8 -	49.691	106.6	1:19.734	111.2	34.194	81.0	2:43.619	80.53	1.094	17:22:14.338

P12 711 THD Dan LEWIS — Austin Mini Cooper S

IDEAL LAP TIME : 2:41.946 BEST LAP TIME : 2:43.010 DIFFERENCE : 1.064

LAP	SECTOR 1		SECTOR 2		SECTOR 3		LAP TIME	MPH	DIFF	TIME OF DAY
1 -		106.8	1:18.992	114.3	34.745	79.6	2:47.847	78.51	4.837	17:03:07.553
2 -	50.144	***110.3***	1:20.345	***115.1***	35.136	78.8	2:45.625	79.56	2.615	17:05:53.178
3 -	51.193	108.7	1:19.695	114.7	35.007	***82.5***	2:45.895	79.43	2.885	17:08:39.073
4 -	51.767	104.5	1:19.318	112.9	***33.449***	80.6	2:44.534	80.09	1.524	17:11:23.607
5 -	50.362	108.9	***1:18.932***	112.0	33.716	81.0	***2:43.010*** **(1)**	***80.84***		***17:14:06.617***
6 -	***49.565***	107.8	1:19.782	111.4	34.046	81.0	2:43.393 **(3)**	80.65	0.383	17:16:50.010
7 -	49.777	106.0	1:20.604	111.2	34.449	81.8	2:44.830	79.94	1.820	17:19:34.840
8 -	49.895	107.3	1:19.516	111.6	33.947	80.8	2:43.358 **(2)**	80.66	0.348	17:22:18.198

Weather / Track : Bright / Dry

Silverstone GP
Circuit Length = 3.6604 miles
Start: 17:00 Flag 17:21 End: 17:24

Silverstone Classic

Mini Celebration Trophy Presented By Adrian Flux

RACE 21 - SECTOR ANALYSIS

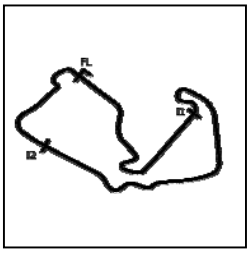

SECTOR 1 = FL to I1, SECTOR 2 = I1 to I2, SECTOR 3 = I2 to FL, DIFF = Difference To Personal Best Lap, P = Crossed Finish Line in Pit Lane, D = Time Disallowed

P13 103 THD Patrick WATTS — Austin Mini Cooper S

IDEAL LAP TIME : 2:42.134 BEST LAP TIME : 2:42.733 DIFFERENCE : 0.599

LAP	SECTOR 1		SECTOR 2		SECTOR 3		LAP TIME		MPH	DIFF	TIME OF DAY
1 -		109.2	1:23.388	110.5	34.111		2:46.954		78.93	4.221	17:03:06.660
2 -	50.101	***110.0***	1:20.079	112.0	39.846		2:50.026		77.50	7.293	17:05:56.686
3 -	50.475	108.5	1:19.742	113.7	33.803		2:44.020		80.34	1.287	17:08:40.706
4 -	50.870	107.5	***1:19.037***	***114.1***	***33.581***		2:43.488	**(2)**	80.60	0.755	17:11:24.194
5 -	50.064	106.0	1:19.535	111.4	33.912		2:43.511	**(3)**	80.59	0.778	17:14:07.705
6 -	***49.516***	107.7	1:19.147	113.5	34.070	***80.5***	***2:42.733***	**(1)**	***80.97***		***17:16:50.438***
7 -	49.657	108.2	1:20.368	108.2	33.953		2:43.978		80.36	1.245	17:19:34.416
8 -	49.878	104.3	1:19.978	108.4	34.555		2:44.411		80.15	1.678	17:22:18.827

P14 117 THD Benjamin HATTON — Morris Mini Cooper S

IDEAL LAP TIME : 2:42.683 BEST LAP TIME : 2:43.041 DIFFERENCE : 0.358

LAP	SECTOR 1		SECTOR 2		SECTOR 3		LAP TIME		MPH	DIFF	TIME OF DAY
1 -		107.3	1:19.978	***112.4***	34.448	78.2	2:45.750		79.50	2.709	17:03:05.456
2 -	50.701	104.5	1:20.816	107.5	35.012	78.9	2:46.529		79.13	3.488	17:05:51.985
3 -	50.721	101.5	1:20.545	110.5	34.496	80.2	2:45.762		79.49	2.721	17:08:37.747
4 -	***49.623***	105.0	1:19.547	109.6	***33.871***	80.5	***2:43.041***	**(1)**	***80.82***		***17:11:20.788***
5 -	50.251	106.0	1:20.128	111.8	33.984	***81.2***	2:44.363		80.17	1.322	17:14:05.151
6 -	49.945	104.5	1:20.181	107.0	35.910	79.2	2:46.036		79.36	2.995	17:16:51.187
7 -	50.282	104.0	***1:19.189***	111.8	34.609	80.9	2:44.080	**(3)**	80.31	1.039	17:19:35.267
8 -	49.775	***107.7***	1:19.363	112.0	34.774	77.2	2:43.912	**(2)**	80.39	0.871	17:22:19.179

P15 45 THD David OGDEN — Austin Mini Cooper S

IDEAL LAP TIME : 2:43.810 BEST LAP TIME : 2:44.245 DIFFERENCE : 0.435

LAP	SECTOR 1		SECTOR 2		SECTOR 3		LAP TIME		MPH	DIFF	TIME OF DAY
1 -		***107.7***	1:20.515	109.8	35.119	76.8	2:45.891		79.43	1.646	17:03:05.597
2 -	50.945	107.2	1:20.192	107.8	35.519	78.0	2:46.656		79.07	2.411	17:05:52.253
3 -	50.659	105.1	1:20.533	***112.4***	34.637	***80.8***	2:45.829		79.46	1.584	17:08:38.082
4 -	***49.925***	104.5	1:20.126	111.2	34.654	77.5	2:44.705	**(2)**	80.00	0.460	17:11:22.787
5 -	51.034	105.1	1:19.989	110.5	34.472	80.0	2:45.495		79.62	1.250	17:14:08.282
6 -	50.360	105.5	***1:19.783***	109.1	***34.102***	79.5	***2:44.245***	**(1)**	***80.23***		***17:16:52.527***
7 -	50.788	104.8	1:19.915	107.7	34.693	78.4	2:45.396		79.67	1.151	17:19:37.923
8 -	50.907	102.9	1:19.820	107.8	34.160	79.7	2:44.887	**(3)**	79.92	0.642	17:22:22.810

P16 29 THD Robert SPENCER — Austin Mini Cooper S

IDEAL LAP TIME : 2:43.680 BEST LAP TIME : 2:44.429 DIFFERENCE : 0.749

LAP	SECTOR 1		SECTOR 2		SECTOR 3		LAP TIME		MPH	DIFF	TIME OF DAY
1 -		107.3	1:20.966	***115.1***	34.145	78.2	2:49.583		77.70	5.154	17:03:09.289
2 -	50.871	105.8	1:19.531	113.1	34.365	78.8	2:44.767	**(2)**	79.97	0.338	17:05:54.056
3 -	51.197	***108.7***	1:19.810	112.7	34.528	***80.4***	2:45.535	**(3)**	79.60	1.106	17:08:39.591
4 -	54.567	98.8	1:20.778	109.4	***34.009***	80.0	2:49.354		77.81	4.925	17:11:28.945
5 -	***50.223***	105.8	***1:19.448***	***115.1***	34.758	77.2	***2:44.429***	**(1)**	***80.14***		***17:14:13.374***
6 -	50.975	106.5	1:19.981	111.1	34.975	77.5	2:45.931		79.41	1.502	17:16:59.305
7 -	50.646	106.5	1:20.182	111.4	35.099	77.9	2:45.927		79.41	1.498	17:19:45.232
8 -	50.857	107.3	1:20.738	107.2	34.528	79.6	2:46.123		79.32	1.694	17:22:31.355

Weather / Track : Bright / Dry

Silverstone GP
Circuit Length = 3.6604 miles
Start: 17:00 Flag 17:21 End: 17:24

Silverstone Classic

Mini Celebration Trophy Presented By Adrian Flux

RACE 21 - SECTOR ANALYSIS

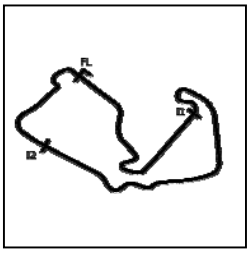

SECTOR 1 = FL to I1, SECTOR 2 = I1 to I2, SECTOR 3 = I2 to FL, DIFF = Difference To Personal Best Lap, P = Crossed Finish Line in Pit Lane, D = Time Disallowed

P17 54 THD Carl NAIRN — Morris Mini Cooper S

IDEAL LAP TIME : 2:43.768 BEST LAP TIME : 2:44.806 DIFFERENCE : 1.038

LAP	SECTOR 1		SECTOR 2		SECTOR 3		LAP TIME	MPH	DIFF	TIME OF DAY
1 -		***108.9***	1:21.929	***112.5***	35.198	76.6	2:51.714	76.74	6.908	17:03:11.420
2 -	51.786	103.7	1:20.272	111.6	34.439	76.8	2:46.497	79.14	1.691	17:05:57.917
3 -	51.445	108.0	***1:19.935***	112.0	***33.687***	***82.7***	2:45.067 **(2)**	79.83	0.261	17:08:42.984
4 -	51.230	105.6	1:20.002	110.3	34.207	81.4	2:45.439 **(3)**	79.65	0.633	17:11:28.423
5 -	***50.146***	106.6	1:19.965	***112.5***	34.695	78.0	***2:44.806*** **(1)**	***79.95***		***17:14:13.229***
6 -	50.569	107.2	1:20.488	112.0	34.759	81.3	2:45.816	79.47	1.010	17:16:59.045
7 -	50.593	105.5	1:20.429	110.0	35.327	79.5	2:46.349	79.21	1.543	17:19:45.394
8 -	50.633	105.8	1:20.922	109.4	34.603	79.0	2:46.158	79.30	1.352	17:22:31.552

P18 26 THD John GRANT — Austin Mini Cooper S

IDEAL LAP TIME : 2:44.623 BEST LAP TIME : 2:44.904 DIFFERENCE : 0.281

LAP	SECTOR 1		SECTOR 2		SECTOR 3		LAP TIME	MPH	DIFF	TIME OF DAY
1 -		103.8	1:20.938	***110.7***	35.099	78.4	2:49.978	77.52	5.074	17:03:09.684
2 -	50.968	106.3	1:20.524	110.5	34.810	***80.7***	2:46.302	79.24	1.398	17:05:55.986
3 -	50.989	105.0	1:20.799	***110.7***	***33.963***	80.5	2:45.751 **(3)**	79.50	0.847	17:08:41.737
4 -	50.506	***106.5***	1:20.295	108.0	34.103	79.7	***2:44.904*** **(1)**	***79.91***		***17:11:26.641***
5 -	50.921	103.2	1:20.563	107.3	34.783	80.3	2:46.267	79.25	1.363	17:14:12.908
6 -	***50.445***	103.5	1:20.362	107.5	35.123	80.2	2:45.930	79.41	1.026	17:16:58.838
7 -	51.800	105.8	1:20.775	108.5	34.936	79.2	2:47.511	78.66	2.607	17:19:46.349
8 -	50.759	105.3	***1:20.215***	110.0	34.731	***80.7***	2:45.705 **(2)**	79.52	0.801	17:22:32.054

P19 11 THD Graham CHURCHILL — Austin Mini Cooper S

IDEAL LAP TIME : 2:42.743 BEST LAP TIME : 2:43.466 DIFFERENCE : 0.723

LAP	SECTOR 1		SECTOR 2		SECTOR 3		LAP TIME	MPH	DIFF	TIME OF DAY
1 -		106.8	1:20.691	111.2	34.215	81.0	2:46.744	79.02	3.278	17:03:06.450
2 -	50.522	106.0	1:19.798	109.8	35.931	81.5	2:46.251	79.26	2.785	17:05:52.701
3 -	50.866	107.0	1:20.015	***113.7***	34.838	80.8	2:45.719	79.51	2.253	17:08:38.420
4 -	1:02.622	106.0	1:21.117	108.9	34.061	81.4	2:57.800	74.11	14.334	17:11:36.220
5 -	50.053	105.1	1:19.865	111.2	***33.986***	***82.5***	2:43.904 **(2)**	80.39	0.438	17:14:20.124
6 -	50.514	107.2	1:19.624	111.8	34.066	81.8	2:44.204 **(3)**	80.25	0.738	17:17:04.328
7 -	50.670	***107.5***	1:19.395	108.4	34.560	81.2	2:44.625	80.04	1.159	17:19:48.953
8 -	***49.727***	105.3	***1:19.030***	111.6	34.709	75.5	***2:43.466*** **(1)**	***80.61***		***17:22:32.419***

P20 25 THD Barry SIME — Morris Mini Cooper S

IDEAL LAP TIME : 2:43.874 BEST LAP TIME : 2:44.606 DIFFERENCE : 0.732

LAP	SECTOR 1		SECTOR 2		SECTOR 3		LAP TIME	MPH	DIFF	TIME OF DAY
1 -		102.2	1:19.896	111.4	34.530	78.5	2:54.653	75.45	10.047	17:03:14.359
2 -	51.136	105.8	***1:19.515***	112.0	***33.955***	79.6	***2:44.606*** **(1)**	***80.05***		***17:05:58.965***
3 -	50.800	***109.1***	1:20.280	***114.1***	34.846	77.1	2:45.926	79.41	1.320	17:08:44.891
4 -	51.511	107.7	1:20.475	110.0	34.876	78.3	2:46.862	78.97	2.256	17:11:31.753
5 -	51.218	103.7	1:21.284	107.5	34.643	80.0	2:47.145	78.84	2.539	17:14:18.898
6 -	50.474	105.8	1:20.303	109.4	34.341	79.6	2:45.118 **(2)**	79.80	0.512	17:17:04.016
7 -	50.899	106.3	1:20.249	110.5	34.555	79.7	2:45.703 **(3)**	79.52	1.097	17:19:49.719
8 -	***50.404***	104.3	1:20.854	108.0	34.473	***80.1***	2:45.731	79.51	1.125	17:22:35.450

Weather / Track : Bright / Dry

Silverstone GP
Circuit Length = 3.6604 miles
Start: 17:00 Flag 17:21 End: 17:24

Silverstone Classic

Mini Celebration Trophy Presented By Adrian Flux

RACE 21 - SECTOR ANALYSIS

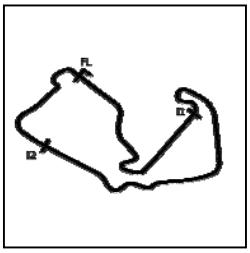

SECTOR 1 = FL to I1, SECTOR 2 = I1 to I2, SECTOR 3 = I2 to FL, DIFF = Difference To Personal Best Lap, P = Crossed Finish Line in Pit Lane, D = Time Disallowed

P21 99 THD Kevin O'CONNOR Austin Mini Cooper S

IDEAL LAP TIME : 2:44.742 BEST LAP TIME : 2:45.005 DIFFERENCE : 0.263

LAP	SECTOR 1		SECTOR 2		SECTOR 3		LAP TIME		MPH	DIFF	TIME OF DAY
1 -		***108.2***	1:21.511	112.4	34.962		2:52.444		76.41	7.439	17:03:12.150
2 -	51.332	100.7	1:21.102	***113.1***	***33.957***		2:46.391	**(3)**	79.19	1.386	17:05:58.541
3 -	50.871	106.8	***1:20.041***	***113.1***	34.093		***2:45.005***	**(1)**	***79.86***		***17:08:43.546***
4 -	***50.744***	97.2	1:20.757	111.2	35.302		2:46.803		79.00	1.798	17:11:30.349
5 -	51.006	103.7	1:21.074	106.8	34.218	***80.7***	2:46.298	**(2)**	79.24	1.293	17:14:16.647
6 -	50.856	103.8	1:21.246	105.3	34.503		2:46.605		79.09	1.600	17:17:03.252
7 -	50.827	103.2	1:21.076	106.5	34.931		2:46.834		78.98	1.829	17:19:50.086
8 -	50.943	102.7	1:21.198	107.3	34.799		2:46.940		78.93	1.935	17:22:37.026

P22 33 THD Kane ASTIN Morris Mini Cooper S

IDEAL LAP TIME : BEST LAP TIME : 2:44.574 DIFFERENCE :

LAP	SECTOR 1	SECTOR 2	SECTOR 3	LAP TIME		MPH	DIFF	TIME OF DAY
1 -				2:56.578		74.62	12.004	17:03:16.284
2 -				2:46.183		79.29	1.609	17:06:02.467
3 -				***2:44.574***	**(1)**	***80.07***		***17:08:47.041***
4 -				2:45.185	**(2)**	79.77	0.611	17:11:32.226
5 -				2:46.390		79.19	1.816	17:14:18.616
6 -				2:47.330		78.75	2.756	17:17:05.946
7 -				2:45.984		79.39	1.410	17:19:51.930
8 -				2:45.758	**(3)**	79.50	1.184	17:22:37.688

P23 77 THD Mark BURNETT Austin Mini Countryman

IDEAL LAP TIME : 2:44.380 BEST LAP TIME : 2:45.621 DIFFERENCE : 1.241

LAP	SECTOR 1		SECTOR 2		SECTOR 3		LAP TIME		MPH	DIFF	TIME OF DAY
1 -		105.0	1:21.850	110.1	34.967	80.4	2:53.226		76.07	7.605	17:03:12.932
2 -	51.364	106.0	1:20.598	***112.5***	***34.352***	80.3	2:46.314	**(3)**	79.23	0.693	17:05:59.246
3 -	50.669	***109.2***	***1:19.927***	110.0	35.177	77.4	2:45.773	**(2)**	79.49	0.152	17:08:45.019
4 -	50.690	107.8	1:21.288	107.8	35.605	79.8	2:47.583		78.63	1.962	17:11:32.602
5 -	50.957	106.3	1:21.416	111.8	34.739	80.3	2:47.112		78.85	1.491	17:14:19.714
6 -	51.186	108.0	1:20.856	112.0	34.416	76.3	2:46.458		79.16	0.837	17:17:06.172
7 -	51.121	105.6	1:20.915	110.5	34.494	***80.5***	2:46.530		79.13	0.909	17:19:52.702
8 -	***50.101***	105.3	1:20.977	111.1	34.543	***80.5***	***2:45.621***	**(1)**	***79.56***		***17:22:38.323***

P24 82 THD Harvey DEATH Austin Mini Cooper S

IDEAL LAP TIME : 2:46.473 BEST LAP TIME : 2:46.545 DIFFERENCE : 0.072

LAP	SECTOR 1		SECTOR 2		SECTOR 3		LAP TIME		MPH	DIFF	TIME OF DAY
1 -		104.6	1:21.296	111.4	35.049	78.2	2:52.188		76.53	5.643	17:03:11.894
2 -	51.465	104.5	1:21.444	111.1	35.216	78.3	2:48.125		78.38	1.580	17:06:00.019
3 -	51.829	103.7	1:22.341	110.5	35.218	78.5	2:49.388		77.79	2.843	17:08:49.407
4 -	51.595	***105.6***	1:21.705	***111.8***	***34.422***	***79.2***	2:47.722	**(3)**	78.56	1.177	17:11:37.129
5 -	51.279	102.9	1:21.165	108.2	34.432	***79.2***	2:46.876	**(2)**	78.96	0.331	17:14:24.005
6 -	51.041	102.9	1:21.707	106.3	35.124	77.6	2:47.872		78.49	1.327	17:17:11.877
7 -	51.431	102.9	1:21.323	106.5	43.251	73.3	2:56.005		74.87	9.460	17:20:07.882
8 -	***51.016***	101.3	***1:21.035***	106.8	34.494	79.0	***2:46.545***	**(1)**	***79.12***		***17:22:54.427***

Weather / Track : Bright / Dry

Silverstone GP
Circuit Length = 3.6604 miles
Start: 17:00 Flag 17:21 End: 17:24

Silverstone Classic

Mini Celebration Trophy Presented By Adrian Flux

RACE 21 - SECTOR ANALYSIS

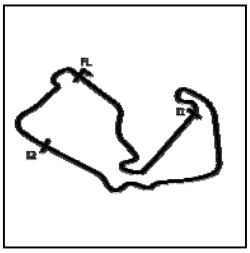

SECTOR 1 = FL to I1, SECTOR 2 = I1 to I2, SECTOR 3 = I2 to FL, DIFF = Difference To Personal Best Lap, P = Crossed Finish Line in Pit Lane, D = Time Disallowed

P25 23 THD Tina COOPER — Austin Mini Cooper S

IDEAL LAP TIME : 2:46.296 BEST LAP TIME : 2:47.457 DIFFERENCE : 1.161

LAP	SECTOR 1		SECTOR 2		SECTOR 3		LAP TIME	MPH	DIFF	TIME OF DAY
1 -		105.0	1:22.416	***112.4***	34.726	80.8	2:52.975	76.18	5.518	17:03:12.681
2 -	52.546	105.6	1:22.551	***112.4***	***34.526***	80.1	2:49.623	77.68	2.166	17:06:02.304
3 -	***50.895***	***107.7***	1:21.916	112.0	35.104	***81.3***	2:47.915 **(2)**	78.47	0.458	17:08:50.219
4 -	51.843	106.6	1:21.453	110.7	35.324	78.2	2:48.620 **(3)**	78.15	1.163	17:11:38.839
5 -	51.840	102.4	1:22.215	111.6	34.693	80.9	2:48.748	78.09	1.291	17:14:27.587
6 -	52.402	103.7	1:23.360	107.8	35.534	79.5	2:51.296	76.92	3.839	17:17:18.883
7 -	51.044	103.7	1:21.710	107.3	36.373	74.3	2:49.127	77.91	1.670	17:20:08.010
8 -	51.782	104.6	***1:20.875***	109.8	34.800	80.8	***2:47.457*** **(1)**	***78.69***		***17:22:55.467***

P26 111 THD Gregory CARINI — Morris Mini Cooper S

IDEAL LAP TIME : BEST LAP TIME : 2:45.753 DIFFERENCE :

LAP	SECTOR 1	SECTOR 2	SECTOR 3	LAP TIME	MPH	DIFF	TIME OF DAY
1 -				3:00.252	73.10	14.499	17:03:19.958
2 -				***2:45.753*** **(1)**	***79.50***		***17:06:05.711***
3 -				2:46.861 **(3)**	78.97	1.108	17:08:52.572
4 -				2:46.718 **(2)**	79.04	0.965	17:11:39.290
5 -				2:47.181	78.82	1.428	17:14:26.471
6 -				2:48.288	78.30	2.535	17:17:14.759
7 -				2:56.086	74.83	10.333	17:20:10.845
8 -				2:48.245	78.32	2.492	17:22:59.090

P27 70 THD David JONES — Morris Mini Cooper S

IDEAL LAP TIME : 2:48.190 BEST LAP TIME : 2:49.506 DIFFERENCE : 1.316

LAP	SECTOR 1		SECTOR 2		SECTOR 3		LAP TIME	MPH	DIFF	TIME OF DAY
1 -		104.3	***1:21.812***	***112.0***	35.358	77.4	2:55.068	75.27	5.562	17:03:14.774
2 -	53.384	103.4	1:22.302	110.5	***34.986***	76.9	2:50.672	77.21	1.166	17:06:05.446
3 -	52.645	***104.6***	1:21.920	109.4	36.061	***79.5***	2:50.626	77.23	1.120	17:08:56.072
4 -	***51.392***	103.0	1:22.111	108.0	36.003	79.2	***2:49.506*** **(1)**	***77.74***		***17:11:45.578***
5 -	51.746	102.7	1:22.310	107.7	35.617	78.4	2:49.673 **(2)**	77.66	0.167	17:14:35.251
6 -	52.103	102.2	1:23.285	106.8	35.613	79.0	2:51.001	77.06	1.495	17:17:26.252
7 -	53.308	101.2	1:23.788	105.8	35.702	76.9	2:52.798	76.26	3.292	17:20:19.050
8 -	52.913	101.5	1:22.182	107.0	35.354	77.9	2:50.449 **(3)**	77.31	0.943	17:23:09.499

P28 27 THD Kevin BOTTOMLEY — Morris Mini Cooper S

IDEAL LAP TIME : 2:47.711 BEST LAP TIME : 2:47.764 DIFFERENCE : 0.053

LAP	SECTOR 1		SECTOR 2		SECTOR 3		LAP TIME	MPH	DIFF	TIME OF DAY
1 -		98.9	1:23.079	***111.1***	35.300	78.2	3:01.424	72.63	13.660	17:03:21.130
2 -	52.405	104.2	1:22.330	109.4	34.973	***80.4***	2:49.708	77.64	1.944	17:06:10.838
3 -	51.773	104.0	***1:21.743***	108.7	***34.248***	80.2	***2:47.764*** **(1)**	***78.54***		***17:08:58.602***
4 -	***51.720***	***105.1***	1:22.114	108.2	34.824	79.2	2:48.658 **(2)**	78.13	0.894	17:11:47.260
5 -	52.194	104.3	1:22.858	109.4	34.629	***80.4***	2:49.681 **(3)**	77.66	1.917	17:14:36.941
6 -	52.355	103.4	1:22.512	108.4	34.997	80.1	2:49.864	77.57	2.100	17:17:26.805
7 -	52.915	103.2	1:23.474	106.5	35.574	78.5	2:51.963	76.63	4.199	17:20:18.768
8 -	54.409	103.2	1:22.472	106.6	35.053	79.8	2:51.934	76.64	4.170	17:23:10.702

Weather / Track : Bright / Dry

Silverstone GP
Circuit Length = 3.6604 miles
Start: 17:00 Flag 17:21 End: 17:24

Silverstone Classic

Mini Celebration Trophy Presented By Adrian Flux

RACE 21 - SECTOR ANALYSIS

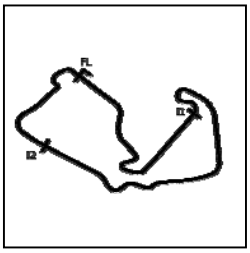

SECTOR 1 = FL to I1, SECTOR 2 = I1 to I2, SECTOR 3 = I2 to FL, DIFF = Difference To Personal Best Lap, P = Crossed Finish Line in Pit Lane, D = Time Disallowed

P29 24 THD Stephen MAWHINNEY — Morris Mini Cooper S

IDEAL LAP TIME : 2:47.125 BEST LAP TIME : 2:47.529 DIFFERENCE : 0.404

LAP	SECTOR 1		SECTOR 2		SECTOR 3		LAP TIME	MPH	DIFF	TIME OF DAY
1 -		99.4	1:23.165	***111.4***	39.813	68.6	3:06.872	70.51	19.343	17:03:26.578
2 -	52.713	106.5	1:21.844	109.8	34.895	80.7	2:49.452	77.76	1.923	17:06:16.030
3 -	51.624	106.3	1:24.075	110.3	35.124	80.7	2:50.823	77.14	3.294	17:09:06.853
4 -	52.270	104.0	1:21.982	107.0	35.081	79.7	2:49.333 **(3)**	77.82	1.804	17:11:56.186
5 -	51.131	104.0	***1:21.653***	109.1	***34.745***	79.8	***2:47.529*** **(1)**	***78.65***		***17:14:43.715***
6 -	51.571	102.9	1:22.118	108.4	35.788	79.2	2:49.477	77.75	1.948	17:17:33.192
7 -	52.672	105.6	1:21.835	108.0	35.316	79.7	2:49.823	77.59	2.294	17:20:23.015
8 -	***50.727***	***106.6***	1:21.808	107.3	35.523	***80.8***	2:48.058 **(2)**	78.41	0.529	17:23:11.073

P30 40 THD Per SKARNER — Austin Mini Cooper S

IDEAL LAP TIME : 2:48.740 BEST LAP TIME : 2:50.167 DIFFERENCE : 1.427

LAP	SECTOR 1		SECTOR 2		SECTOR 3		LAP TIME	MPH	DIFF	TIME OF DAY
1 -		***105.8***	***1:22.317***	***109.8***	35.594	74.8	2:54.891	75.34	4.724	17:03:14.597
2 -	54.797	96.2	1:23.063	107.5	***34.942***	77.3	2:52.802	76.25	2.635	17:06:07.399
3 -	52.064	100.9	1:23.231	105.8	35.295	78.2	2:50.590	77.24	0.423	17:08:57.989
4 -	***51.481***	101.8	1:22.751	104.2	35.935		***2:50.167*** **(1)**	***77.44***		***17:11:48.156***
5 -	52.029	102.4	1:23.166	106.3	35.267		2:50.462 **(3)**	77.30	0.295	17:14:38.618
6 -	51.992	101.8	1:23.662	105.0	35.285	76.6	2:50.939	77.09	0.772	17:17:29.557
7 -	52.307	100.3	1:22.944	106.3	35.169	***79.3***	2:50.420 **(2)**	77.32	0.253	17:20:19.977
8 -	52.992	99.2	1:23.447	108.2	35.311	78.4	2:51.750	76.72	1.583	17:23:11.727

P31 15 THD Jonathan KENT — Austin Mini Cooper S

IDEAL LAP TIME : 2:48.595 BEST LAP TIME : 2:49.355 DIFFERENCE : 0.760

LAP	SECTOR 1		SECTOR 2		SECTOR 3		LAP TIME	MPH	DIFF	TIME OF DAY
1 -		98.8	1:23.442	106.5	36.741	76.6	3:02.437	72.23	13.082	17:03:22.143
2 -	52.518	***105.6***	1:22.539	110.9	35.877	***78.2***	2:50.934	77.09	1.579	17:06:13.077
3 -	52.324	102.4	***1:21.917***	109.6	***35.114***	76.5	***2:49.355*** **(1)**	***77.81***		***17:09:02.432***
4 -	***51.564***	***105.6***	1:22.416	***111.1***	35.489	77.4	2:49.469 **(2)**	77.75	0.114	17:11:51.901
5 -	52.036	104.0	1:23.157	110.0	35.432	75.7	2:50.625	77.23	1.270	17:14:42.526
6 -	51.997	103.5	1:22.843	107.0	35.473	76.4	2:50.313	77.37	0.958	17:17:32.839
7 -	52.871	102.7	1:23.159	107.3	35.263	76.9	2:51.293	76.93	1.938	17:20:24.132
8 -	51.826	104.3	1:22.111	110.1	35.582	76.6	2:49.519 **(3)**	77.73	0.164	17:23:13.651

P32 66 THD Niall MCFADDEN — Austin Mini Cooper S

IDEAL LAP TIME : 2:46.170 BEST LAP TIME : 2:46.885 DIFFERENCE : 0.715

LAP	SECTOR 1		SECTOR 2		SECTOR 3		LAP TIME	MPH	DIFF	TIME OF DAY
1 -		98.5	1:22.143	***112.4***	36.643	77.5	3:04.582	71.39	17.697	17:03:24.288
2 -	51.986	102.6	1:21.903	109.8	35.162	***79.9***	2:49.051	77.95	2.166	17:06:13.339
3 -	51.742	104.3	1:21.281	107.0	***34.453***	78.3	2:47.476 **(2)**	78.68	0.591	17:09:00.815
4 -	***50.904***	103.4	***1:20.813***	110.0	35.168	79.3	***2:46.885*** **(1)**	***78.96***		***17:11:47.700***
5 -	51.851	***105.0***	1:21.858	105.6	35.045	77.7	2:48.754	78.08	1.869	17:14:36.454
6 -	51.250	104.8	1:23.162	105.8	34.989	78.0	2:49.401	77.79	2.516	17:17:25.855
7 -	1:02.991	102.6	1:21.971	105.3	35.156	78.5	3:00.118	73.16	13.233	17:20:25.973
8 -	52.558	102.1	1:20.979	108.4	34.975	77.8	2:48.512 **(3)**	78.20	1.627	17:23:14.485

Weather / Track : Bright / Dry

Silverstone GP
Circuit Length = 3.6604 miles
Start: 17:00 Flag 17:21 End: 17:24

Silverstone Classic

Mini Celebration Trophy Presented By Adrian Flux

RACE 21 - SECTOR ANALYSIS

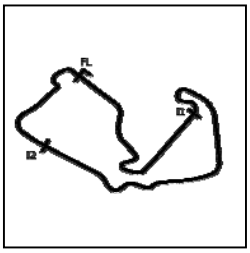

SECTOR 1 = FL to I1, SECTOR 2 = I1 to I2, SECTOR 3 = I2 to FL, DIFF = Difference To Personal Best Lap, P = Crossed Finish Line in Pit Lane, D = Time Disallowed

P33 49 THD Bengt-Ake BENGTSSON — Morris Mini Cooper S

IDEAL LAP TIME : 2:49.368 BEST LAP TIME : 2:49.758 DIFFERENCE : 0.390

LAP	SECTOR 1		SECTOR 2		SECTOR 3		LAP TIME	MPH	DIFF	TIME OF DAY
1 -		101.3	1:24.565	***108.5***	36.446	72.0	3:00.624	72.95	10.866	17:03:20.330
2 -	53.024	103.0	1:23.149	107.3	35.364	78.5	2:51.537	76.82	1.779	17:06:11.867
3 -	52.109	103.5	***1:22.385***	105.6	***35.315***	***79.9***	2:49.809 **(2)**	77.60	0.051	17:09:01.676
4 -	***51.668***	***103.7***	1:22.625	106.6	35.465	77.3	***2:49.758*** **(1)**	***77.62***		***17:11:51.434***
5 -	52.434	102.2	1:23.190	106.3	35.731	76.5	2:51.355 **(3)**	76.90	1.597	17:14:42.789
6 -	52.519	101.2	1:24.327	106.3	35.441	78.3	2:52.287	76.48	2.529	17:17:35.076
7 -	52.315	102.2	1:23.386	107.2	35.703	77.6	2:51.404	76.88	1.646	17:20:26.480
8 -	52.537	100.9	1:23.591	106.3	35.454	78.5	2:51.582	76.80	1.824	17:23:18.062

P34 177 THD Bernardo HARTOGS — Austin Mini Cooper S

IDEAL LAP TIME : 2:49.411 BEST LAP TIME : 2:49.742 DIFFERENCE : 0.331

LAP	SECTOR 1		SECTOR 2		SECTOR 3		LAP TIME	MPH	DIFF	TIME OF DAY
1 -		99.1	1:24.518	105.8	36.689	71.9	3:06.674	70.59	16.932	17:03:26.380
2 -	52.574	103.0	1:23.746	105.3	35.905	76.6	2:52.225	76.51	2.483	17:06:18.605
3 -	52.643	100.6	***1:22.475***	***107.5***	35.119	***78.3***	2:50.237 **(2)**	77.40	0.495	17:09:08.842
4 -	52.619	***104.3***	1:22.833	105.1	36.188	76.0	2:51.640	76.77	1.898	17:12:00.482
5 -	52.708	100.3	1:23.660	105.1	35.515	77.1	2:51.883	76.66	2.141	17:14:52.365
6 -	1:00.846	99.7	1:23.587	103.8	35.593	77.2	3:00.026	73.19	10.284	17:17:52.391
7 -	52.710	99.5	1:23.469	104.2	35.441	78.2	2:51.620 **(3)**	76.78	1.878	17:20:44.011
8 -	***51.886***	101.2	1:22.806	104.0	***35.050***	77.8	***2:49.742*** **(1)**	***77.63***		***17:23:33.753***

P35 60 THD Andrew CAMERON — Morris Mini Cooper S

IDEAL LAP TIME : 2:51.648 BEST LAP TIME : 2:51.857 DIFFERENCE : 0.209

LAP	SECTOR 1		SECTOR 2		SECTOR 3		LAP TIME	MPH	DIFF	TIME OF DAY
1 -		98.6	1:25.276	***105.1***	36.357	***77.9***	3:01.852	72.46	9.995	17:03:21.558
2 -	53.345	99.4	***1:23.639***	102.4	35.770	77.7	2:52.754 **(2)**	76.28	0.897	17:06:14.312
3 -	***52.596***	***99.5***	1:23.848	99.2	***35.413***	77.2	***2:51.857*** **(1)**	***76.67***		***17:09:06.169***
4 -	53.410	96.0	1:24.776	98.6	36.536	72.7	2:54.722	75.42	2.865	17:12:00.891
5 -	52.894	95.5	1:24.688	100.6	35.629	76.6	2:53.211 **(3)**	76.07	1.354	17:14:54.102
6 -	53.160	93.9	1:25.063	98.9	35.968	76.5	2:54.191	75.65	2.334	17:17:48.293
7 -	53.454	93.0	1:25.441	97.6	35.562	76.6	2:54.457	75.53	2.600	17:20:42.750
8 -	53.393	91.5	1:24.415	100.9	35.604	76.3	2:53.412	75.99	1.555	17:23:36.162

P36 127 THD Leon WINDOW — Morris Mini Cooper S

IDEAL LAP TIME : 2:44.758 BEST LAP TIME : 2:45.489 DIFFERENCE : 0.731

LAP	SECTOR 1		SECTOR 2		SECTOR 3		LAP TIME	MPH	DIFF	TIME OF DAY
1 -		106.6	1:20.601	110.3	***33.875***	78.7	2:48.337 **(3)**	78.28	2.848	17:03:08.043
2 -	***50.691***	105.5	1:20.297	112.0	34.501	***79.7***	***2:45.489*** **(1)**	***79.62***		***17:05:53.532***
3 -	51.503	***108.7***	***1:20.192***	***113.3***	34.656	***79.7***	2:46.351 **(2)**	79.21	0.862	17:08:39.883
4 -	54.370	98.2	1:29.311	104.8	IN PIT		2:56.433 **P**	74.69	10.944	17:11:36.316
5 -	OUTLAP	96.6	1:27.133	103.7	37.613	76.5	3:38.521	60.30	53.032	17:15:14.837
6 -	53.303	98.2	1:25.409	103.7	36.115	78.2	2:54.827	75.37	9.338	17:18:09.664
7 -	52.132	98.9	1:25.282	103.2	35.963	78.1	2:53.377	76.00	7.888	17:21:03.041
8 -	52.383	98.2	1:24.692	103.7	36.343	73.5	2:53.418	75.98	7.929	17:23:56.459

Weather / Track : Bright / Dry

Silverstone GP
Circuit Length = 3.6604 miles
Start: 17:00 Flag 17:21 End: 17:24

Silverstone Classic

Mini Celebration Trophy Presented By Adrian Flux

RACE 21 - SECTOR ANALYSIS

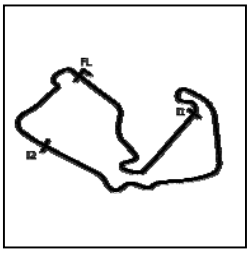

SECTOR 1 = FL to I1, SECTOR 2 = I1 to I2, SECTOR 3 = I2 to FL, DIFF = Difference To Personal Best Lap, P = Crossed Finish Line in Pit Lane, D = Time Disallowed

P37 28 THD Raymond LOW — Morris Mini Cooper S

IDEAL LAP TIME : 2:53.953 BEST LAP TIME : 2:53.953 DIFFERENCE : 0.000

LAP	SECTOR 1		SECTOR 2		SECTOR 3		LAP TIME		MPH	DIFF	TIME OF DAY
1 -		98.9	1:26.061	106.1	37.031	73.2	3:11.230		68.91	17.277	17:03:30.936
2 -	54.495	***101.3***	1:25.843	106.1	36.695	***76.6***	2:57.033		74.43	3.080	17:06:27.969
3 -	***53.221***	99.8	***1:24.583***	***108.2***	***36.149***	75.4	***2:53.953***	**(1)**	***75.75***		***17:09:21.922***
4 -	1:05.637	97.6	1:25.532	106.1	36.515	73.9	3:07.684		70.21	13.731	17:12:29.606
5 -	54.759	98.5	1:28.091	106.5	36.553	75.6	2:59.403		73.45	5.450	17:15:29.009
6 -	58.192	90.8	1:25.417	105.6	37.431	73.1	3:01.040		72.78	7.087	17:18:30.049
7 -	53.614	99.1	1:25.246	105.8	37.030	75.8	2:55.890	**(3)**	74.92	1.937	17:21:25.939
8 -	53.753	98.8	1:25.202	105.8	36.750	76.0	2:55.705	**(2)**	74.99	1.752	17:24:21.644

P38 22 THD Ellie BIRCHENHOUGH — Austin Mini Cooper S

IDEAL LAP TIME : 2:57.592 BEST LAP TIME : 2:57.606 DIFFERENCE : 0.014

LAP	SECTOR 1		SECTOR 2		SECTOR 3		LAP TIME		MPH	DIFF	TIME OF DAY
1 -		94.5	1:27.404	99.5	37.800	73.7	3:10.522		69.16	12.916	17:03:30.228
2 -	55.036	93.5	1:27.541	103.5	37.359	73.0	2:59.936		73.23	2.330	17:06:30.164
3 -	54.906	95.3	1:26.858	102.1	36.909	73.6	2:58.673	**(3)**	73.75	1.067	17:09:28.837
4 -	55.388	87.9	1:29.050	97.3	37.291	73.4	3:01.729		72.51	4.123	17:12:30.566
5 -	***54.678***	92.4	1:29.526	103.0	37.800	72.4	3:02.004		72.40	4.398	17:15:32.570
6 -	55.160	91.8	1:26.486	***103.8***	37.333	***75.3***	2:58.979		73.62	1.373	17:18:31.549
7 -	54.692	***96.4***	***1:26.211***	101.5	***36.703***	73.5	***2:57.606***	**(1)**	***74.19***		***17:21:29.155***
8 -	54.899	94.7	1:26.791	103.5	36.863	72.8	2:58.553	**(2)**	73.80	0.947	17:24:27.708

P39 50 THD Tim STANBRIDGE — Morris Mini Cooper S

IDEAL LAP TIME : 2:44.162 BEST LAP TIME : 2:44.682 DIFFERENCE : 0.520

LAP	SECTOR 1		SECTOR 2		SECTOR 3		LAP TIME		MPH	DIFF	TIME OF DAY
1 -		105.6	1:21.128	***113.5***	34.880		2:50.234		77.40	5.552	17:03:09.940
2 -	50.775	107.2	***1:19.704***	112.5	***34.203***		***2:44.682***	**(1)**	***80.01***		***17:05:54.622***
3 -	50.746	108.0	1:20.520	112.5	34.546		2:45.812	**(3)**	79.47	1.130	17:08:40.434
4 -	55.950	101.9	1:22.207	109.8	34.864		2:53.021		76.16	8.339	17:11:33.455
5 -	50.320	***108.4***	1:20.811	111.4	34.493		2:45.624	**(2)**	79.56	0.942	17:14:19.079
6 -	50.589	107.0	1:21.354	111.8	35.141		2:47.084		78.86	2.402	17:17:06.163
7 -	***50.255***	106.0	1:23.965	61.4	IN PIT		3:25.475	**P**	64.13	40.793	17:20:31.638

P40 75 THD Simon EVANS — Austin Mini Cooper S

IDEAL LAP TIME : 2:46.876 BEST LAP TIME : 2:48.934 DIFFERENCE : 2.058

LAP	SECTOR 1		SECTOR 2		SECTOR 3		LAP TIME		MPH	DIFF	TIME OF DAY
1 -		***104.5***	1:22.737	***111.1***	38.816	76.9	3:06.050		70.82	17.116	17:03:25.756
2 -	52.281	104.3	***1:20.982***	110.3	35.671	80.2	***2:48.934***	**(1)**	***78.00***		***17:06:14.690***
3 -	52.546	96.9	1:24.146	108.0	IN PIT		2:50.606	**P**	77.24	1.672	17:09:05.296
4 -	OUTLAP	100.6	1:21.797	107.2	***34.863***	79.3	4:20.370		50.61	1:31.436	17:13:25.666
5 -	51.820	100.3	1:23.154	107.0	36.025	79.4	2:50.999		77.06	2.065	17:16:16.665
6 -	***51.031***	100.1	1:21.968	106.3	37.292	79.7	2:50.291	**(3)**	77.38	1.357	17:19:06.956
7 -	51.443	92.1	1:23.272	106.5	35.374	***80.4***	2:50.089	**(2)**	77.47	1.155	17:21:57.045

P41 57 THD William WARD — Austin Mini Cooper S

IDEAL LAP TIME : 2:46.692 BEST LAP TIME : 2:47.253 DIFFERENCE : 0.561

LAP	SECTOR 1		SECTOR 2		SECTOR 3		LAP TIME		MPH	DIFF	TIME OF DAY
1 -		104.0	1:37.371	65.7	IN PIT		3:29.120	**P**	63.01	41.867	17:03:48.826
2 -	OUTLAP	104.0	1:21.999	107.8	34.877	80.7	5:30.229		39.90	2:42.976	17:09:19.055
3 -	51.497	104.5	1:21.861	108.7	***34.647***	***81.2***	2:48.005		78.43	0.752	17:12:07.060
4 -	51.627	103.8	1:22.204	109.8	34.843	79.0	2:48.674		78.12	1.421	17:14:55.734
5 -	51.208	104.3	1:21.943	108.9	34.733	80.7	2:47.884	**(3)**	78.49	0.631	17:17:43.618
6 -	***50.913***	104.2	1:21.685	108.7	34.655	81.0	***2:47.253***	**(1)**	***78.78***		***17:20:30.871***
7 -	50.952	***104.8***	***1:21.132***	***112.4***	35.477	80.9	2:47.561	**(2)**	78.64	0.308	17:23:18.432

Weather / Track : Bright / Dry

Silverstone GP
Circuit Length = 3.6604 miles
Start: 17:00 Flag 17:21 End: 17:24

Silverstone Classic

Mini Celebration Trophy Presented By Adrian Flux

RACE 21 - SECTOR ANALYSIS

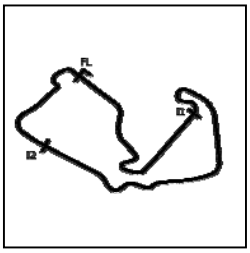

SECTOR 1 = FL to I1, SECTOR 2 = I1 to I2, SECTOR 3 = I2 to FL, DIFF = Difference To Personal Best Lap, P = Crossed Finish Line in Pit Lane, D = Time Disallowed

P42 115 THD Philip HOUSE — Morris Mini Cooper S

IDEAL LAP TIME : 2:42.687 BEST LAP TIME : 2:42.882 DIFFERENCE : 0.195

LAP	SECTOR 1		SECTOR 2		SECTOR 3		LAP TIME		MPH	DIFF	TIME OF DAY
1 -		***106.8***	1:20.191	***110.3***	34.154	80.6	2:45.030		79.85	2.148	17:03:04.736
2 -	50.069	104.2	1:19.466	109.4	***33.645***	80.6	2:43.180	**(2)**	80.75	0.298	17:05:47.916
3 -	49.953	104.8	***1:19.137***	***110.3***	33.792	***80.8***	***2:42.882***	**(1)**	***80.90***		***17:08:30.798***
4 -	50.057	102.9	1:19.713	106.1	34.134	***80.8***	2:43.904	**(3)**	80.39	1.022	17:11:14.702
5 -	***49.905***	105.6	1:19.795	110.0	34.553	79.2	2:44.253		80.22	1.371	17:13:58.955
6 -	50.403	104.6	1:28.781	76.0	IN PIT		3:15.845	**P**	67.28	32.963	17:17:14.800

P43 21 THD Dave EDGECOMBE — Austin Mini Cooper S

IDEAL LAP TIME : 2:43.097 BEST LAP TIME : 2:43.149 DIFFERENCE : 0.052

LAP	SECTOR 1		SECTOR 2		SECTOR 3		LAP TIME		MPH	DIFF	TIME OF DAY
1 -		103.8	1:21.206	112.9	***33.655***	***81.0***	2:58.324		73.89	15.175	17:03:18.030
2 -	49.853	***109.1***	1:19.962	114.7	34.139	79.5	2:43.954	**(2)**	80.37	0.805	17:06:01.984
3 -	***49.755***	105.6	***1:19.687***	112.7	33.707	80.3	***2:43.149***	**(1)**	***80.77***		***17:08:45.133***
4 -	50.168	108.9	1:20.022	***115.5***	35.473	80.0	2:45.663	**(3)**	79.54	2.514	17:11:30.796

P44 217 THD William LYNCH — Morris Mini Cooper S

IDEAL LAP TIME : 2:45.376 BEST LAP TIME : 2:46.846 DIFFERENCE : 1.470

LAP	SECTOR 1		SECTOR 2		SECTOR 3		LAP TIME		MPH	DIFF	TIME OF DAY
1 -		108.2	1:21.469	***114.1***	34.980	78.5	2:51.563	**(3)**	76.81	4.717	17:03:11.269
2 -	56.332	88.3	1:21.455	113.9	***33.877***	79.8	2:51.664		76.76	4.818	17:06:02.933
3 -	***50.494***	***111.1***	***1:21.005***	111.8	35.347	***80.0***	***2:46.846***	**(1)**	***78.98***		***17:08:49.779***
4 -	51.719	105.6	1:21.465	111.4	35.514	78.2	2:48.698	**(2)**	78.11	1.852	17:11:38.477

P45 100 THD Ollie STREEK — Austin Mini Cooper S

IDEAL LAP TIME : 2:46.180 BEST LAP TIME : 2:47.613 DIFFERENCE : 1.433

LAP	SECTOR 1		SECTOR 2		SECTOR 3		LAP TIME		MPH	DIFF	TIME OF DAY
1 -		103.8	1:22.172	***110.7***	35.051	80.5	2:53.737		75.84	6.124	17:03:13.443
2 -	52.182	104.2	***1:20.807***	108.4	***34.624***	***80.9***	***2:47.613***	**(1)**	***78.62***		***17:06:01.056***
3 -	***50.749***	***104.5***	1:22.517	108.7	35.254	77.9	2:48.520	**(2)**	78.19	0.907	17:08:49.576
4 -	51.123	103.7	1:22.023	107.7	35.952	75.6	2:49.098	**(3)**	77.92	1.485	17:11:38.674

P46 141 THD Rory LONGDON — Morris Mini Cooper S

IDEAL LAP TIME : 2:52.975 BEST LAP TIME : 2:54.952 DIFFERENCE : 1.977

LAP	SECTOR 1		SECTOR 2		SECTOR 3		LAP TIME		MPH	DIFF	TIME OF DAY
1 -		95.8	***1:24.684***	101.8	***35.120***	***76.0***	2:58.100	**(3)**	73.99	3.148	17:03:17.806
2 -	***53.171***	95.4	1:25.638	99.2	36.143	75.7	***2:54.952***	**(1)**	***75.32***		***17:06:12.758***
3 -	54.098	***97.9***	1:25.779	***102.4***	35.531	75.8	2:55.408	**(2)**	75.12	0.456	17:09:08.166
4 -	53.241	96.0	1:26.173	97.5	IN PIT		2:54.714	**P**	75.42		17:12:02.880

P47 35 THD Mads GJERDRUM — Austin Mini Cooper S

IDEAL LAP TIME : 2:44.552 BEST LAP TIME : 2:45.680 DIFFERENCE : 1.128

LAP	SECTOR 1		SECTOR 2		SECTOR 3		LAP TIME		MPH	DIFF	TIME OF DAY
1 -		107.8	1:20.670	110.9	***34.634***	78.9	2:47.694	**(3)**	78.58	2.014	17:03:07.400
2 -	***50.151***	***109.6***	1:20.086	114.1	35.584	77.4	2:45.821	**(2)**	79.46	0.141	17:05:53.221
3 -	50.982	108.0	***1:19.767***	***114.3***	34.931	***81.4***	***2:45.680***	**(1)**	***79.53***		***17:08:38.901***

P48 888 THD Daniel WHEELER — Austin Mini Cooper S

IDEAL LAP TIME : 2:43.019 BEST LAP TIME : 2:43.094 DIFFERENCE : 0.075

LAP	SECTOR 1		SECTOR 2		SECTOR 3		LAP TIME		MPH	DIFF	TIME OF DAY
1 -		104.0	1:21.274	108.9	***33.727***	80.3	2:56.136	**(3)**	74.81	13.042	17:03:15.842
2 -	50.866	105.3	1:19.808	110.7	34.148	79.8	2:44.822	**(2)**	79.95	1.728	17:06:00.664
3 -	***49.533***	***108.9***	***1:19.759***	***111.6***	33.802	***80.9***	***2:43.094***	**(1)**	***80.79***		***17:08:43.758***

Weather / Track : Bright / Dry

Silverstone GP
Circuit Length = 3.6604 miles
Start: 17:00 Flag 17:21 End: 17:24

Silverstone Classic

Mini Celebration Trophy Presented By Adrian Flux

RACE 21 - SECTOR ANALYSIS

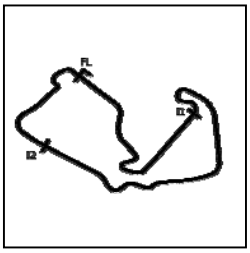

SECTOR 1 = FL to I1, SECTOR 2 = I1 to I2, SECTOR 3 = I2 to FL, DIFF = Difference To Personal Best Lap, P = Crossed Finish Line in Pit Lane, D = Time Disallowed

P49 2 THD Ben SEYFRIED Austin Mini Cooper S

IDEAL LAP TIME : 2:46.236 BEST LAP TIME : 2:46.259 DIFFERENCE : 0.023

LAP	SECTOR 1		SECTOR 2		SECTOR 3		LAP TIME		MPH	DIFF	TIME OF DAY
1 -		87.7	1:21.706	***110.9***	35.191	78.3	3:02.777	**(3)**	72.09	16.518	17:03:22.483
2 -	51.354	***104.6***	1:21.688	104.5	34.551	79.2	2:47.593	**(2)**	78.62	1.334	17:06:10.076
3 -	51.023	102.4	***1:21.289***	103.8	***33.947***	***79.7***	***2:46.259***	**(1)**	***79.26***		***17:08:56.335***

P50 84 THD Steve JONES Morris Mini Cooper S

IDEAL LAP TIME : 2:45.728 BEST LAP TIME : 2:45.840 DIFFERENCE : 0.112

LAP	SECTOR 1		SECTOR 2		SECTOR 3		LAP TIME		MPH	DIFF	TIME OF DAY
1 -		108.2	1:20.063	111.8	***35.171***	77.8	2:48.226	**(2)**	78.33	2.386	17:03:07.932
2 -	***50.523***	***108.5***	***1:20.034***	***113.3***	35.283	***77.9***	***2:45.840***	**(1)**	***79.46***		***17:05:53.772***
3 -	51.065	***108.5***	1:36.372	79.2	IN PIT		3:04.656	**P**	71.36	18.816	17:08:58.428

P51 244 THD Tom BELL Austin Mini Cooper S

IDEAL LAP TIME : 2:39.767 BEST LAP TIME : 2:38.900 DIFFERENCE : -0.866

LAP	SECTOR 1		SECTOR 2		SECTOR 3		LAP TIME		MPH	DIFF	TIME OF DAY
1 -		***106.6***	***1:17.784***	***116.5***	***32.880***	***83.6***	***2:38.900***	**(1)**	***82.93***		***17:02:58.606***
2 -	***49.103***	104.6	1:18.378	108.0	33.342	82.9	2:40.823	**(2)**	81.93	1.922	17:05:39.429

P52 101 THD Stephen WOODROW Morris Mini Cooper S

IDEAL LAP TIME : BEST LAP TIME : DIFFERENCE :

LAP	SECTOR 1		SECTOR 2		SECTOR 3		LAP TIME		MPH	DIFF	TIME OF DAY
1 -		***74.9***	***1:35.238***	***78.0***	***IN PIT***		3:30.489	**P**	62.60		17:03:50.195

Weather / Track : Bright / Dry

Silverstone GP
Circuit Length = 3.6604 miles
Start: 17:00 Flag 17:21 End: 17:24

Silverstone Classic

Mini Celebration Trophy Presented By Adrian Flux

RACE 21 - BEST SPEEDS

	INTERMEDIATE 1			INTERMEDIATE 2			FINISH LINE		
POS	NO	NAME	MPH	NO	NAME	MPH	NO	NAME	MPH
1	44	CAINE	112.0	44	CAINE	118.3	44	CAINE	84.2
2	142	MORGAN	111.1	20	OWENS	116.7	244	BELL	83.6
3	217	LYNCH	111.1	142	MORGAN	116.5	3	MIDDLEHURST	83.4
4	88	PADDY	110.7	244	BELL	116.5	46	CURLEY	83.0
5	711	LEWIS	110.3	46	CURLEY	115.9	54	NAIRN	82.7
6	46	CURLEY	110.0	81	TURNER	115.9	76	MORGAN	82.6
7	103	WATTS	110.0	155	SMITH	115.9	81	TURNER	82.6
8	35	GJERDRUM	109.6	21	EDGECOMBE	115.5	711	LEWIS	82.5
9	5	EKORNESS	109.6	3	MIDDLEHURST	115.3	11	CHURCHILL	82.5
10	20	OWENS	109.4	76	MORGAN	115.1	88	PADDY	81.9
11	76	MORGAN	109.2	711	LEWIS	115.1	151	STAFFORD	81.8
12	3	MIDDLEHURST	109.2	29	SPENCER	115.1	155	SMITH	81.6
13	77	BURNETT	109.2	88	PADDY	114.5	35	GJERDRUM	81.4
14	155	SMITH	109.1	35	GJERDRUM	114.3	20	OWENS	81.3
15	25	SIME	109.1	103	WATTS	114.1	23	COOPER	81.3
16	21	EDGECOMBE	109.1	25	SIME	114.1	117	HATTON	81.2
17	81	TURNER	108.9	217	LYNCH	114.1	57	WARD	81.2
18	54	NAIRN	108.9	11	CHURCHILL	113.7	21	EDGECOMBE	81.0
19	888	WHEELER	108.9	50	STANBRIDGE	113.5	100	STREEK	80.9
20	29	SPENCER	108.7	127	WINDOW	113.3	888	WHEELER	80.9
21	127	WINDOW	108.7	84	JONES	113.3	45	OGDEN	80.8
22	151	STAFFORD	108.5	99	O'CONNOR	113.1	24	MAWHINNEY	80.8
23	84	JONES	108.5	54	NAIRN	112.5	115	HOUSE	80.8
24	50	STANBRIDGE	108.4	77	BURNETT	112.5	18	SMITH	80.7
25	99	O'CONNOR	108.2	151	STAFFORD	112.4	26	GRANT	80.7
26	117	HATTON	107.7	117	HATTON	112.4	99	O'CONNOR	80.7
27	45	OGDEN	107.7	45	OGDEN	112.4	103	WATTS	80.5
28	23	COOPER	107.7	23	COOPER	112.4	77	BURNETT	80.5
29	11	CHURCHILL	107.5	66	MCFADDEN	112.4	29	SPENCER	80.4
30	115	HOUSE	106.8	57	WARD	112.4	27	BOTTOMLEY	80.4
31	24	MAWHINNEY	106.6	70	JONES	112.0	75	EVANS	80.4
32	244	BELL	106.6	82	DEATH	111.8	25	SIME	80.1
33	26	GRANT	106.5	888	WHEELER	111.6	217	LYNCH	80.0
34	18	SMITH	106.0	24	MAWHINNEY	111.4	66	MCFADDEN	79.9
35	40	SKARNER	105.8	27	BOTTOMLEY	111.1	49	BENGTSSON	79.9
36	82	DEATH	105.6	15	KENT	111.1	127	WINDOW	79.7
37	15	KENT	105.6	75	EVANS	111.1	2	SEYFRIED	79.7
38	27	BOTTOMLEY	105.1	2	SEYFRIED	110.9	70	JONES	79.5
39	66	MCFADDEN	105.0	26	GRANT	110.7	40	SKARNER	79.3
40	57	WARD	104.8	100	STREEK	110.7	82	DEATH	79.2
41	70	JONES	104.6	18	SMITH	110.5	177	HARTOGS	78.3
42	2	SEYFRIED	104.6	115	HOUSE	110.3	15	KENT	78.2
43	75	EVANS	104.5	40	SKARNER	109.8	60	CAMERON	77.9
44	100	STREEK	104.5	49	BENGTSSON	108.5	84	JONES	77.9
45	177	HARTOGS	104.3	28	LOW	108.2	28	LOW	76.6
46	49	BENGTSSON	103.7	177	HARTOGS	107.5	141	LONGDON	76.0
47	28	LOW	101.3	60	CAMERON	105.1	22	BIRCHENHOUGH	75.3
48	60	CAMERON	99.5	22	BIRCHENHOUGH	103.8			
49	141	LONGDON	97.9	141	LONGDON	102.4			
50	22	BIRCHENHOUGH	96.4	101	WOODROW	78.0			
51	101	WOODROW	74.9						
52									
53									
54									

Weather / Track : Bright / Dry

Silverstone GP
Circuit Length = 3.6604 miles
Start: 17:00 Flag 17:21 End: 17:24

Results can be found at www.tsl-timing.com

Printed - 17:25 Sunday, 28 July 2019

Silverstone Classic

Mini Celebration Trophy Presented By Adrian Flux

RACE 21 - STATISTICS

Competitors Started	54
Planned Start	2019-07-28 @ 17:05:00.000
Actual Start	2019-07-28 @ 17:00:19.705
Finish Time	2019-07-28 @ 17:21:45.353
Track Length	3.6604mi.
Total Laps	362
Total Distance Covered	1325.1001mi.

Session Fastest Lap History

NO	NAME	LAP TIME	TIME OF DAY	LAP	VEHICLE
3	**Chris MIDDLEHURST**	**2:38.485**	17:02:58.239	1	Morris Mini Cooper S

Session Leader History

NO	NAME	FROM LAP	LAPS LED	DISTANCE	VEHICLE
3	**Chris MIDDLEHURST**	1	6	21.96 miles	Morris Mini Cooper S
76	**Adam MORGAN**	7	2	7.32 miles	Morris Mini Cooper S

Flag History

TYPE	TIME OF DAY
GREEN	17:00:19.705
FINISH	17:21:45.353

Flag Statistics

TYPE	COUNT	TOTAL LAPS	TOTAL TIME
Green	1	8	24:15.686
Red	0	0	0.000
Safety Car	0	0	0.000
FCY	0	0	0.000

Silverstone GP
Circuit Length = 3.6604 miles
Start: 17:00 Flag 17:21 End: 17:24

Weather / Track : Bright / Dry

These results are provisional until the conclusion of any judicial and technical matters.

Clerk Of Course :		Timekeeper :

Results can be found at www.tsl-timing.com

Printed - 17:27 Sunday, 28 July 2019

Silverstone Classic

Gallet Trophy for Pre '66 Grand Prix Cars (HGPCA)

QUALIFYING - RACE 8 - CLASSIFICATION

Sheet No:	Issue Time:

POS	NO	CL	PIC	NAME	ENTRY	TIME	ON	LAPS	GAP	DIFF	MPH
1	11	12	1	Jon FAIRLEY	Brabham BT11/19	2:21.513	5	7			93.12
2	10	7b	1	Will NUTHALL	Cooper T53	2:22.430	2	5	0.917	0.917	92.52
3	1	7a	1	Miles GRIFFITHS	Lotus 16 368	2:22.613	4	7	1.100	0.183	92.40
4	13	11	1	Joseph COLASACCO	Ferrari 1512	2:23.367	3	6	1.854	0.754	91.91
5	3	12	2	Barry CANNELL	Brabham BT11A	2:23.566	6	7	2.053	0.199	91.78
6	18*	7b	2	Sam WILSON	Lotus 18 372	2:24.522	3	3	3.009	0.956	91.18
7	22	12	3	Peter HORSMANN	Lotus 18/21	2:25.042	5	6	3.529	0.520	90.85
8	79	12	4	Michael GANS	Cooper T79	2:25.137	5	6	3.624	0.095	90.79
9	69	7b	3	Benn TILLEY	Lotus 18 373	2:26.462	6	6	4.949	1.325	89.97
10	12	7b	4	Rudi FRIEDRICHS	Cooper T53	2:26.790	5	7	5.277	0.328	89.77
11	101	7b	5	Tom DARK	Cooper T51	2:27.088	5	6	5.575	0.298	89.59
12	91	7b	6	Chris DRAKE	Cooper T53	2:27.102	4	5	5.589	0.014	89.58
13	49	12	5	Andrew BEAUMONT	Lotus 18 915	2:28.351	5	6	6.838	1.249	88.82
14	27	7a	2	Tony WOOD	Maserati Tec Mec	2:28.397	3	5	6.884	0.046	88.80
15	133	11	2	Tim DE SILVA	Lotus 24 946	2:28.583	4	6	7.070	0.186	88.68
16	28	8	1	Eddie MCGUIRE	Scarab Offenhauser	2:29.810	5	6	8.297	1.227	87.96
17	9	9	1	Mark DANIELL	Cooper T45	2:30.599	6	6	9.086	0.789	87.50
18	14	11	3	Richard WILSON	Cooper T60	2:31.081	2	5	9.568	0.482	87.22
19	66	11	4	Sid HOOLE	Cooper T66 F1	2:31.581	4	6	10.068	0.500	86.93
20	32	10	1	Bernardo HARTOGS	Lotus 18/21 916	2:31.802	4	6	10.289	0.221	86.80
21	30	8	2	Julian BRONSON	Scarab Offenhauser	2:32.396	1	3	10.883	0.594	86.47
22	127	9	2	Steve HART	Cooper T51	2:32.549	5	6	11.036	0.153	86.38
23	35	10	2	Richard TARLING	Assegai	2:32.646	4	5	11.133	0.097	86.32
24	80	10	3	Nick TAYLOR	Lotus 18 914	2:32.680	3	6	11.167	0.034	86.30
25	25	6	1	Marino FRANCHITTI	Maserati 250F 2532	2:32.867	5	6	11.354	0.187	86.20
26	4	10	4	Greg THORNTON	LDS 03	2:33.578	4	4	12.065	0.711	85.80
27	96	11	5	Harindra DE SILVA	Scirocco BRM	2:34.598	6	6	13.085	1.020	85.23
28	51	9	3	Rod JOLLEY	Cooper T43/51	2:35.730	3	6	14.217	1.132	84.61
29	15	7b	7	Thomas MATZELBERGER	Cooper T45/51	2:37.380	6	6	15.867	1.650	83.73
30	8	9	4	Tony DITHERIDGE	Cooper T45	2:38.236	4	6	16.723	0.856	83.27
31	248	6	2	Klaus LEHR	Maserati 250F CM5	2:38.553	2	6	17.040	0.317	83.11
32	7	12	6	Nick TOPLISS	Cooper T53 Lowline	2:41.238	5	6	19.725	2.685	81.72
33	21	5	1	Ian NUTHALL	Alta F2	2:41.519	4	6	20.006	0.281	81.58
34	132	12	7	Larry KINCH	Lotus 32 Tasman	2:43.263	4	6	21.750	1.744	80.71
35	19	5	2	Paul GRANT	Cooper Bristol Mk2 3/53	2:43.606	3	6	22.093	0.343	80.54
36	33	5	3	Chris PHILIPS	Cooper Bristol Mk2 6/53	2:43.618	5	6	22.105	0.012	80.53
37	45	9	5	Tania PILKINGTON	Cooper T43	2:47.437	5	5	25.924	3.819	78.70
38	24	7b	8	Ingo STROLZ	Cooper T51	2:47.534	3	6	26.021	0.097	78.65
39	60	7c	1	Elliott HANN	Cooper T41	2:48.452	4	5	26.939	0.918	78.22
40	23	5	4	Barry WOOD	Cooper Bristol Mk1 6/52	2:48.932	4	5	27.419	0.480	78.00
41	75	5	5	Niamh WOOD	Cooper Bristol Mk1 8/52	2:49.323	3	5	27.810	0.391	77.82
42	111	6	3	Helmut GASSMANN	Connaught B4	3:01.411	1	4	39.898	12.088	72.64
43	70	5	6	Jean Georges VAN PREAT	Cooper Bristol Mk2 11/53	3:18.151	4	4	56.638	16.740	66.50
44	17	6	4	Arnout KOK	Netuar Peugeot	4:20.622	1	3	1:59.109	1:02.471	50.56
45	56	10	5	John CLARK	Cooper T56			2			
46	94	12	8	Michael O'BRIEN	Brabham BT14			0			

***Car 18 requires a working transponder.**

Silverstone GP
Circuit Length = 3.6604 miles
Start: 16:43 Flag 17:01 End: 17:05

Weather / Track : Bright / Dry

These results are provisional until the conclusion of any judicial and technical matters.

Clerk Of Course :	Steward :	Timekeeper :

Results can be found at www.tsl-timing.com

Printed - 17:24 Friday, 26 July 2019

Silverstone Classic

Gallet Trophy for Pre '66 Grand Prix Cars (HGPCA)

QUALIFYING - RACE 8 - SECTOR ANALYSIS

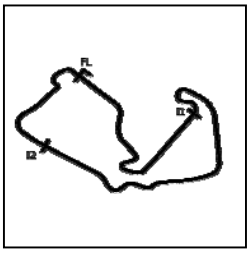

SECTOR 1 = FL to I1, SECTOR 2 = I1 to I2, SECTOR 3 = I2 to FL, DIFF = Difference To Personal Best Lap, P = Crossed Finish Line in Pit Lane, D = Time Disallowed

P1 11 12 Jon FAIRLEY — Brabham BT11/19

IDEAL LAP TIME : 2:21.359 BEST LAP TIME : 2:21.513 DIFFERENCE : 0.154

LAP	SECTOR 1		SECTOR 2		SECTOR 3		LAP TIME		MPH	DIFF	TIME OF DAY
1 -	45.105	132.3	1:11.195	144.0	32.592	96.9	2:28.892		88.50	7.379	16:48:42.195
2 -	44.833	***137.5***	1:09.555	144.0	31.058	93.3	2:25.446	**(2)**	90.60	3.933	16:51:07.641
3 -	44.135	135.8	1:11.976	142.4	30.694	95.4	2:26.805		89.76	5.292	16:53:34.446
4 -	44.414	113.7	1:12.422	144.0	30.936	99.7	2:27.772		89.17	6.259	16:56:02.218
5 -	***43.275***	136.9	***1:08.138***	143.3	30.100	99.5	***2:21.513***	**(1)**	***93.12***		***16:58:23.731***
6 -	44.007	137.2	1:09.983	***144.6***	31.666	99.7	2:25.656	**(3)**	90.47	4.143	17:00:49.387
7 -	44.320	136.1	1:12.149	138.0	***29.946***	***101.3***	2:26.415		90.00	4.902	17:03:15.802

P2 10 7b Will NUTHALL — Cooper T53

IDEAL LAP TIME : 2:22.405 BEST LAP TIME : 2:22.430 DIFFERENCE : 0.025

LAP	SECTOR 1		SECTOR 2		SECTOR 3		LAP TIME		MPH	DIFF	TIME OF DAY
1 -	43.317	***134.7***	1:10.425	***143.7***	30.379	***98.1***	2:24.121	**(3)**	91.43	1.691	16:48:40.232
2 -	43.161	***134.7***	***1:09.318***	141.8	***29.951***	97.9	***2:22.430***	**(1)**	***92.52***		***16:51:02.662***
3 -	43.317	133.4	1:09.593	141.8	30.226	97.3	2:23.136	**(2)**	92.06	0.706	16:53:25.798
4 -	43.808	131.3	1:10.052	140.6	30.676	93.3	2:24.536		91.17	2.106	16:55:50.334
5 -	***43.136***	134.4	1:09.952	140.1	IN PIT		2:26.255	**P**	90.10	3.825	16:58:16.589

P3 1 7a Miles GRIFFITHS — Lotus 16 368

IDEAL LAP TIME : 2:22.041 BEST LAP TIME : 2:22.613 DIFFERENCE : 0.572

LAP	SECTOR 1		SECTOR 2		SECTOR 3		LAP TIME		MPH	DIFF	TIME OF DAY
1 -	43.436	135.5	1:09.441	140.9	30.306	96.2	2:23.183	**(3)**	92.03	0.570	16:48:26.859
2 -	45.626	126.8	1:09.492	142.1	30.367	93.2	2:25.485		90.57	2.872	16:50:52.344
3 -	44.575	131.0	1:09.899	140.9	30.943	95.7	2:25.417		90.62	2.804	16:53:17.761
4 -	43.276	136.3	1:09.196	142.4	***30.141***	***96.4***	***2:22.613***	**(1)**	***92.40***		***16:55:40.374***
5 -	***42.881***	137.2	1:10.494	141.8	30.748	94.7	2:24.123		91.43	1.510	16:58:04.497
6 -	43.694	137.2	1:09.788	***143.0***	30.624	89.8	2:24.106		91.44	1.493	17:00:28.603
7 -	43.407	***137.7***	***1:09.019***	142.4	30.499	95.8	2:22.925	**(2)**	92.20	0.312	17:02:51.528

P4 13 11 Joseph COLASACCO — Ferrari 1512

IDEAL LAP TIME : 2:22.492 BEST LAP TIME : 2:23.367 DIFFERENCE : 0.875

LAP	SECTOR 1		SECTOR 2		SECTOR 3		LAP TIME		MPH	DIFF	TIME OF DAY
1 -	45.696	129.8	1:13.481	139.8	30.896	94.3	2:30.073		87.80	6.706	16:49:39.293
2 -	45.035	130.8	1:10.285	140.3	30.304	97.9	2:25.624		90.49	2.257	16:52:04.917
3 -	43.274	124.2	1:09.951	***140.9***	***30.142***	98.2	***2:23.367***	**(1)**	***91.91***		***16:54:28.284***
4 -	43.648	133.1	1:10.429	140.3	30.805	98.3	2:24.882	**(3)**	90.95	1.515	16:56:53.166
5 -	43.883	133.6	***1:09.357***	140.3	30.547	***98.8***	2:23.787	**(2)**	91.64	0.420	16:59:16.953
6 -	***42.993***	***133.9***	1:11.527	134.7	31.428	93.0	2:25.948		90.29	2.581	17:01:42.901

P5 3 12 Barry CANNELL — Brabham BT11A

IDEAL LAP TIME : 2:23.160 BEST LAP TIME : 2:23.566 DIFFERENCE : 0.406

LAP	SECTOR 1		SECTOR 2		SECTOR 3		LAP TIME		MPH	DIFF	TIME OF DAY
1 -	43.909	***137.5***	1:11.566	144.0	30.608	95.5	2:26.083		90.20	2.517	16:48:45.083
2 -	44.190	120.4	1:11.937	144.0	30.781	90.0	2:26.908		89.70	3.342	16:51:11.991
3 -	43.853	136.1	***1:09.355***	***146.2***	30.528	93.7	2:23.736	**(2)**	91.68	0.170	16:53:35.727
4 -	43.627	122.0	1:13.935	144.9	31.001	96.6	2:28.563		88.70	4.997	16:56:04.290
5 -	***43.370***	133.9	1:11.713	144.3	30.935	89.8	2:26.018	**(3)**	90.24	2.452	16:58:30.308
6 -	43.465	136.9	1:09.666	144.0	***30.435***	***97.5***	***2:23.566***	**(1)**	***91.78***		***17:00:53.874***
7 -	44.428	130.8	1:11.328	144.6	31.017	90.6	2:26.773		89.78	3.207	17:03:20.647

Weather / Track : Bright / Dry

Silverstone GP
Circuit Length = 3.6604 miles
Start: 16:43 Flag 17:01 End: 17:05

Silverstone Classic

Gallet Trophy for Pre '66 Grand Prix Cars (HGPCA)

QUALIFYING - RACE 8 - SECTOR ANALYSIS

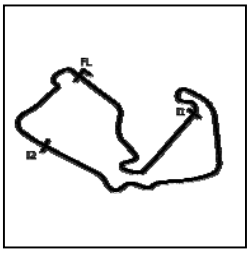

SECTOR 1 = FL to I1, SECTOR 2 = I1 to I2, SECTOR 3 = I2 to FL, DIFF = Difference To Personal Best Lap, P = Crossed Finish Line in Pit Lane, D = Time Disallowed

P6 18 7b Sam WILSON Lotus 18 372

IDEAL LAP TIME : BEST LAP TIME : 2:24.522 DIFFERENCE :

LAP	SECTOR 1		SECTOR 2		SECTOR 3		LAP TIME		MPH	DIFF	TIME OF DAY
1 -							2:28.061	(3)	89.00	3.539	16:49:25.951
2 -							2:26.005	(2)	90.25	1.483	16:51:51.956
3 -							***2:24.522***	**(1)**	***91.18***		***16:54:16.478***

P7 22 12 Peter HORSMANN Lotus 18/21

IDEAL LAP TIME : 2:24.026 BEST LAP TIME : 2:25.042 DIFFERENCE : 1.016

LAP	SECTOR 1		SECTOR 2		SECTOR 3		LAP TIME		MPH	DIFF	TIME OF DAY
1 -	44.768	134.2	1:12.420	144.6	***31.003***	93.4	2:28.191		88.92	3.149	16:49:42.714
2 -	44.390	134.2	1:11.553	140.1	31.169	96.2	2:27.112		89.57	2.070	16:52:09.826
3 -	44.526	138.0	***1:09.768***	146.2	31.397	***98.2***	2:25.691	(3)	90.45	0.649	16:54:35.517
4 -	43.783	138.9	1:10.171	***146.8***	31.587	94.2	2:25.541	(2)	90.54	0.499	16:57:01.058
5 -	43.690	138.6	1:10.139	145.2	31.213	97.8	***2:25.042***	**(1)**	***90.85***		***16:59:26.100***
6 -	***43.255***	***140.6***	1:11.067	146.2	31.868	93.4	2:26.190		90.14	1.148	17:01:52.290

P8 79 12 Michael GANS Cooper T79

IDEAL LAP TIME : 2:24.314 BEST LAP TIME : 2:25.137 DIFFERENCE : 0.823

LAP	SECTOR 1		SECTOR 2		SECTOR 3		LAP TIME		MPH	DIFF	TIME OF DAY
1 -	44.034	122.2	1:10.300	***143.3***	30.931	91.3	2:25.265	(2)	90.71	0.128	16:50:30.205
2 -	45.001	***129.0***	1:10.771	141.5	31.156	94.1	2:26.928		89.68	1.791	16:52:57.133
3 -	44.520	***129.0***	***1:09.790***	141.5	31.105	***100.3***	2:25.415	(3)	90.62	0.278	16:55:22.548
4 -	45.597	128.8	1:11.074	140.1	31.408	96.5	2:28.079		88.99	2.942	16:57:50.627
5 -	44.372	124.9	1:09.998	141.5	***30.767***	92.9	***2:25.137***	**(1)**	***90.79***		***17:00:15.764***
6 -	***43.757***	127.5	1:11.127	138.0	30.917	98.9	2:25.801		90.38	0.664	17:02:41.565

P9 69 7b Benn TILLEY Lotus 18 373

IDEAL LAP TIME : 2:26.462 BEST LAP TIME : 2:26.462 DIFFERENCE : 0.000

LAP	SECTOR 1		SECTOR 2		SECTOR 3		LAP TIME		MPH	DIFF	TIME OF DAY
1 -	45.761	117.1	1:11.841	132.1	32.359	94.3	2:29.961	(3)	87.87	3.499	16:49:15.127
2 -	45.890	120.9	1:12.370	***134.4***	32.137	93.3	2:30.397		87.62	3.935	16:51:45.524
3 -	45.196	122.0	1:11.550	133.6	33.382	90.9	2:30.128		87.77	3.666	16:54:15.652
4 -	46.186	113.1	1:13.527	111.4	33.625	92.4	2:33.338		85.93	6.876	16:56:48.990
5 -	44.803	119.1	1:12.814	125.2	31.525	***95.8***	2:29.142	(2)	88.35	2.680	16:59:18.132
6 -	***44.323***	***127.0***	***1:10.703***	133.6	***31.436***	93.5	***2:26.462***	**(1)**	***89.97***		***17:01:44.594***

P10 12 7b Rudi FRIEDRICHS Cooper T53

IDEAL LAP TIME : 2:25.885 BEST LAP TIME : 2:26.790 DIFFERENCE : 0.905

LAP	SECTOR 1		SECTOR 2		SECTOR 3		LAP TIME		MPH	DIFF	TIME OF DAY
1 -	44.620	130.8	1:11.063	144.0	31.480	96.8	2:27.163	(3)	89.54	0.373	16:48:48.762
2 -	45.141	128.8	1:11.688	***145.2***	31.447	97.8	2:28.276		88.87	1.486	16:51:17.038
3 -	***44.009***	132.8	1:11.624	144.0	31.627	***98.9***	2:27.260		89.48	0.470	16:53:44.298
4 -	44.279	130.8	***1:10.795***	144.9	31.738	89.5	2:26.812	(2)	89.75	0.022	16:56:11.110
5 -	44.618	***133.1***	1:11.091	143.7	***31.081***	96.6	***2:26.790***	**(1)**	***89.77***		***16:58:37.900***
6 -	44.442	132.6	1:11.554	141.8	32.073	95.8	2:28.069		88.99	1.279	17:01:05.969
7 -	44.837	***133.1***	1:10.960	144.6	31.472	97.2	2:27.269		89.48	0.479	17:03:33.238

P11 101 7b Tom DARK Cooper T51

IDEAL LAP TIME : 2:25.816 BEST LAP TIME : 2:27.088 DIFFERENCE : 1.272

LAP	SECTOR 1		SECTOR 2		SECTOR 3		LAP TIME		MPH	DIFF	TIME OF DAY
1 -	45.545	132.6	1:12.733	139.8	32.629	92.8	2:30.907		87.32	3.819	16:49:09.378
2 -	45.248	130.3	1:11.837	140.1	32.637	92.8	2:29.722		88.01	2.634	16:51:39.100
3 -	44.369	128.8	1:11.440	140.3	31.899	***94.9***	2:27.708	(2)	89.21	0.620	16:54:06.808
4 -	44.905	129.8	1:11.619	***141.2***	***31.308***	89.4	2:27.832	(3)	89.14	0.744	16:56:34.640
5 -	***44.078***	***134.2***	***1:10.430***	140.6	32.580	94.5	***2:27.088***	**(1)**	***89.59***		***16:59:01.728***
6 -	44.112	133.1	1:11.379	138.3	32.978	93.3	2:28.469		88.75	1.381	17:01:30.197

Weather / Track : Bright / Dry

Silverstone GP
Circuit Length = 3.6604 miles
Start: 16:43 Flag 17:01 End: 17:05

Silverstone Classic

Gallet Trophy for Pre '66 Grand Prix Cars (HGPCA)

QUALIFYING - RACE 8 - SECTOR ANALYSIS

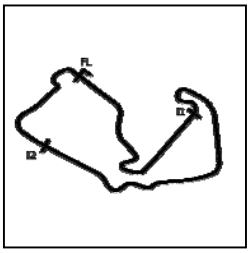

SECTOR 1 = FL to I1, SECTOR 2 = I1 to I2, SECTOR 3 = I2 to FL, DIFF = Difference To Personal Best Lap, P = Crossed Finish Line in Pit Lane, D = Time Disallowed

P12 91 7b Chris DRAKE — Cooper T53

IDEAL LAP TIME : 2:25.613 BEST LAP TIME : 2:27.102 DIFFERENCE : 1.489

LAP	SECTOR 1		SECTOR 2		SECTOR 3		LAP TIME		MPH	DIFF	TIME OF DAY
1 -	48.241	121.5	1:14.383	138.6	32.099		2:34.723		85.17	7.621	16:49:45.231
2 -	45.599	124.5	1:10.979	138.6	32.442		2:29.020	(3)	88.42	1.918	16:52:14.251
3 -	45.348	130.8	1:11.313	140.3	***31.037***	***93.5***	2:27.698	(2)	89.22	0.596	16:54:41.949
4 -	45.047	***132.1***	***1:10.203***	***142.1***	31.852		***2:27.102***	(1)	***89.58***		***16:57:09.051***
5 -	***44.373***	131.0	1:17.146	67.4	IN PIT		2:54.617	P	75.46	27.515	17:00:03.668

P13 49 12 Andrew BEAUMONT — Lotus 18 915

IDEAL LAP TIME : 2:27.532 BEST LAP TIME : 2:28.351 DIFFERENCE : 0.819

LAP	SECTOR 1		SECTOR 2		SECTOR 3		LAP TIME		MPH	DIFF	TIME OF DAY
1 -	47.103	128.3	1:13.939	141.2	32.624	82.7	2:33.666		85.75	5.315	16:49:26.266
2 -	45.053	130.8	1:13.778	144.9	31.359	91.1	2:30.190		87.74	1.839	16:51:56.456
3 -	45.867	130.0	1:12.463	144.0	31.868	97.2	2:30.198		87.73	1.847	16:54:26.654
4 -	45.938	128.8	***1:11.607***	143.3	31.400	97.9	2:28.945	(3)	88.47	0.594	16:56:55.599
5 -	***44.659***	***131.5***	1:12.426	144.6	***31.266***	***98.2***	***2:28.351***	(1)	***88.82***		***16:59:23.950***
6 -	44.793	131.3	1:12.640	***146.2***	31.402	93.5	2:28.835	(2)	88.53	0.484	17:01:52.785

P14 27 7a Tony WOOD — Maserati Tec Mec

IDEAL LAP TIME : 2:28.263 BEST LAP TIME : 2:28.397 DIFFERENCE : 0.134

LAP	SECTOR 1		SECTOR 2		SECTOR 3		LAP TIME		MPH	DIFF	TIME OF DAY
1 -	45.956	132.1	1:12.321	137.7	32.256	88.6	2:30.533	(3)	87.54	2.136	16:49:00.775
2 -	44.984	127.5	1:13.953	138.3	***31.878***	***91.6***	2:30.815		87.37	2.418	16:51:31.590
3 -	***44.807***	***133.6***	***1:11.578***	***140.1***	32.012	89.9	***2:28.397***	(1)	***88.80***		***16:53:59.987***
4 -	45.113	132.1	1:12.097	137.5	31.948	89.7	2:29.158	(2)	88.34	0.761	16:56:29.145
5 -	44.819	131.3	1:12.039	137.5	IN PIT		2:29.979	P	87.86	1.582	16:58:59.124

P15 133 11 Tim DE SILVA — Lotus 24 946

IDEAL LAP TIME : 2:28.085 BEST LAP TIME : 2:28.583 DIFFERENCE : 0.498

LAP	SECTOR 1		SECTOR 2		SECTOR 3		LAP TIME		MPH	DIFF	TIME OF DAY
1 -	45.615	120.4	1:12.911	126.8	32.268	91.5	2:30.794	(3)	87.38	2.211	16:48:42.017
2 -	46.796	***122.0***	1:15.183	127.0	30.656	92.3	2:32.635		86.33	4.052	16:51:14.652
3 -	***45.486***	119.6	1:16.040	127.5	30.810	92.5	2:32.336		86.50	3.753	16:53:46.988
4 -	45.663	120.9	1:12.329	***127.8***	***30.591***	***93.5***	***2:28.583***	(1)	***88.68***		***16:56:15.571***
5 -	45.934	120.2	1:12.391	126.3	30.667	90.6	2:28.992	(2)	88.44	0.409	16:58:44.563
6 -	47.399	119.8	***1:12.008***	126.8	34.223	93.2	2:33.630		85.77	5.047	17:01:18.193

P16 28 8 Eddie MCGUIRE — Scarab Offenhauser

IDEAL LAP TIME : 2:29.555 BEST LAP TIME : 2:29.810 DIFFERENCE : 0.255

LAP	SECTOR 1		SECTOR 2		SECTOR 3		LAP TIME		MPH	DIFF	TIME OF DAY
1 -	46.612	131.8	1:12.501	***139.5***	33.082	87.1	2:32.195		86.58	2.385	16:48:55.331
2 -	46.133	131.5	1:13.422	137.7	33.221	83.9	2:32.776		86.25	2.966	16:51:28.107
3 -	45.986	132.3	***1:12.213***	137.7	33.584	73.2	2:31.783	(3)	86.81	1.973	16:53:59.890
4 -	46.824	***133.4***	1:12.849	138.3	***32.152***	91.6	2:31.825		86.79	2.015	16:56:31.715
5 -	***45.190***	132.1	1:12.330	136.1	32.290	***93.4***	***2:29.810***	(1)	***87.96***		***16:59:01.525***
6 -	46.022	127.5	1:13.191	136.6	32.308	86.0	2:31.521	(2)	86.97	1.711	17:01:33.046

P17 9 9 Mark DANIELL — Cooper T45

IDEAL LAP TIME : 2:30.464 BEST LAP TIME : 2:30.599 DIFFERENCE : 0.135

LAP	SECTOR 1		SECTOR 2		SECTOR 3		LAP TIME		MPH	DIFF	TIME OF DAY
1 -	46.002	119.6	1:13.958	133.4	***32.270***	94.2	2:32.230		86.56	1.631	16:49:08.469
2 -	46.754	124.7	1:13.367	136.3	33.984	76.9	2:34.105		85.51	3.506	16:51:42.574
3 -	46.080	121.5	1:13.380	136.6	32.562	***95.1***	2:32.022	(2)	86.68	1.423	16:54:14.596
4 -	46.066	118.3	1:13.570	***138.0***	32.698	93.4	2:32.334		86.50	1.735	16:56:46.930
5 -	45.916	127.0	1:13.428	135.0	32.771	93.4	2:32.115	(3)	86.63	1.516	16:59:19.045
6 -	***45.722***	***129.8***	***1:12.472***	137.2	32.405	84.8	***2:30.599***	(1)	***87.50***		***17:01:49.644***

Weather / Track : Bright / Dry

Silverstone GP
Circuit Length = 3.6604 miles
Start: 16:43 Flag 17:01 End: 17:05

Silverstone Classic

Gallet Trophy for Pre '66 Grand Prix Cars (HGPCA)

QUALIFYING - RACE 8 - SECTOR ANALYSIS

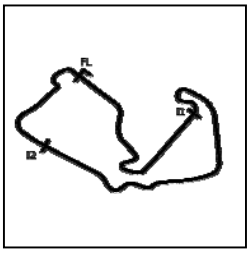

SECTOR 1 = FL to I1, SECTOR 2 = I1 to I2, SECTOR 3 = I2 to FL, DIFF = Difference To Personal Best Lap, P = Crossed Finish Line in Pit Lane, D = Time Disallowed

P18 14 11 Richard WILSON Cooper T60

IDEAL LAP TIME : 2:31.081 BEST LAP TIME : 2:31.081 DIFFERENCE : 0.000

LAP	SECTOR 1		SECTOR 2		SECTOR 3		LAP TIME		MPH	DIFF	TIME OF DAY
1 -	OUTLAP	113.9	1:14.651	125.9	32.546	88.8	3:41.076		59.60	1:09.995	16:51:00.557
2 -	***45.827***	***122.4***	***1:13.834***	***127.3***	***31.420***	***92.6***	***2:31.081***	**(1)**	***87.22***		***16:53:31.638***
3 -	45.851	117.7	1:15.851	127.0	33.035	80.3	2:34.737		85.16	3.656	16:56:06.375
4 -	46.546	120.2	1:14.703	124.0	32.886	85.7	2:34.135	**(3)**	85.49	3.054	16:58:40.510
5 -	47.288	115.9	1:14.123	121.5	31.914	91.5	2:33.325	**(2)**	85.94	2.244	17:01:13.835

P19 66 11 Sid HOOLE Cooper T66 F1

IDEAL LAP TIME : 2:30.272 BEST LAP TIME : 2:31.581 DIFFERENCE : 1.309

LAP	SECTOR 1		SECTOR 2		SECTOR 3		LAP TIME		MPH	DIFF	TIME OF DAY
1 -	46.168	128.3	1:15.494	133.6	33.006	86.1	2:34.668		85.20	3.087	16:49:51.313
2 -	46.935	126.3	1:15.426	118.7	33.744	84.9	2:36.105		84.41	4.524	16:52:27.418
3 -	46.209	125.4	1:12.928	124.2	33.499	78.0	2:32.636	**(3)**	86.33	1.055	16:55:00.054
4 -	46.743	128.3	***1:12.572***	135.2	32.266	86.1	***2:31.581***	**(1)**	***86.93***		***16:57:31.635***
5 -	***45.699***	***130.5***	1:38.206	132.8	33.134	77.7	2:57.039		74.43	25.458	17:00:28.674
6 -	47.003	128.8	1:12.815	***136.1***	***32.001***	***91.0***	2:31.819	**(2)**	86.79	0.238	17:03:00.493

P20 32 10 Bernardo HARTOGS Lotus 18/21 916

IDEAL LAP TIME : 2:31.071 BEST LAP TIME : 2:31.802 DIFFERENCE : 0.731

LAP	SECTOR 1		SECTOR 2		SECTOR 3		LAP TIME		MPH	DIFF	TIME OF DAY
1 -	48.827	117.1	1:17.201	125.6	33.406	85.9	2:39.434		82.65	7.632	16:49:37.080
2 -	48.533	114.7	1:15.008	122.0	32.741	90.4	2:36.282		84.32	4.480	16:52:13.362
3 -	46.535	122.0	1:13.472	125.2	***31.813***	***93.0***	2:31.820	**(2)**	86.79	0.018	16:54:45.182
4 -	***46.017***	***122.4***	***1:13.241***	122.9	32.544	90.3	***2:31.802***	**(1)**	***86.80***		***16:57:16.984***
5 -	47.258	117.5	1:14.250	125.6	32.164	92.5	2:33.672	**(3)**	85.75	1.870	16:59:50.656
6 -	47.070	115.9	1:14.551	***126.1***	32.282	86.1	2:33.903		85.62	2.101	17:02:24.559

P21 30 8 Julian BRONSON Scarab Offenhauser

IDEAL LAP TIME : 2:32.396 BEST LAP TIME : 2:32.396 DIFFERENCE : 0.000

LAP	SECTOR 1		SECTOR 2		SECTOR 3		LAP TIME		MPH	DIFF	TIME OF DAY
1 -	***46.327***	***117.7***	***1:13.677***	130.8	***32.392***	***90.1***	***2:32.396***	**(1)**	***86.47***		***16:48:53.348***
2 -	50.185	72.6	1:36.169	81.3	IN PIT		3:01.824	**P**	72.47	29.428	16:51:55.172
3 -	OUTLAP	109.1	1:18.500	106.1	IN PIT		5:01.078	**P**	43.76	2:28.682	16:56:56.250

P22 127 9 Steve HART Cooper T51

IDEAL LAP TIME : 2:32.219 BEST LAP TIME : 2:32.549 DIFFERENCE : 0.330

LAP	SECTOR 1		SECTOR 2		SECTOR 3		LAP TIME		MPH	DIFF	TIME OF DAY
1 -	47.944	125.4	1:14.992	***137.7***	***32.348***	90.3	2:35.284		84.86	2.735	16:49:54.794
2 -	46.933	127.0	1:16.253	135.0	34.101	88.0	2:37.287		83.78	4.738	16:52:32.081
3 -	46.434	127.3	1:14.797	135.8	33.389	87.3	2:34.620	**(3)**	85.22	2.071	16:55:06.701
4 -	45.871	***128.5***	1:14.629	134.4	32.719	89.3	2:33.219	**(2)**	86.00	0.670	16:57:39.920
5 -	45.880	126.6	***1:14.232***	134.7	32.437	***90.8***	***2:32.549***	**(1)**	***86.38***		***17:00:12.469***
6 -	***45.639***	125.4	1:14.942	135.5	IN PIT		2:34.938	**P**	85.05	2.389	17:02:47.407

P23 35 10 Richard TARLING Assegai

IDEAL LAP TIME : 2:31.143 BEST LAP TIME : 2:32.646 DIFFERENCE : 1.503

LAP	SECTOR 1		SECTOR 2		SECTOR 3		LAP TIME		MPH	DIFF	TIME OF DAY
1 -	48.299	113.5	1:14.285	122.0	31.674	88.6	2:34.258		85.42	1.612	16:49:38.320
2 -	46.504	116.1	1:15.180	121.3	31.372	89.5	2:33.056	**(3)**	86.09	0.410	16:52:11.376
3 -	46.281	***116.7***	1:15.189	***122.9***	***31.255***	***90.1***	2:32.725	**(2)**	86.28	0.079	16:54:44.101
4 -	***46.211***	115.9	***1:13.677***	121.7	32.758	85.5	***2:32.646***	**(1)**	***86.32***		***16:57:16.747***
5 -	51.860	98.6	1:19.743	111.8	IN PIT		2:48.286	**P**	78.30	15.640	17:00:05.033

Weather / Track : Bright / Dry

Silverstone GP
Circuit Length = 3.6604 miles
Start: 16:43 Flag 17:01 End: 17:05

Silverstone Classic

Gallet Trophy for Pre '66 Grand Prix Cars (HGPCA)

QUALIFYING - RACE 8 - SECTOR ANALYSIS

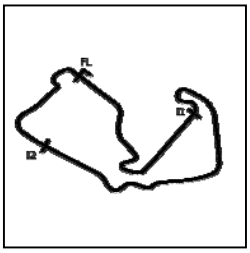

SECTOR 1 = FL to I1, SECTOR 2 = I1 to I2, SECTOR 3 = I2 to FL, DIFF = Difference To Personal Best Lap, P = Crossed Finish Line in Pit Lane, D = Time Disallowed

P24 80 10 Nick TAYLOR — Lotus 18 914

IDEAL LAP TIME : 2:31.767 BEST LAP TIME : 2:32.680 DIFFERENCE : 0.913

LAP	SECTOR 1		SECTOR 2		SECTOR 3		LAP TIME	MPH	DIFF	TIME OF DAY
1 -	46.473	121.5	1:14.687	124.7	32.081	84.6	2:33.241 (2)	85.99	0.561	16:49:05.519
2 -	46.535	122.2	1:14.746	125.9	32.889	90.3	2:34.170	85.47	1.490	16:51:39.689
3 -	46.351	122.6	1:14.331	128.0	31.998	91.0	***2:32.680*** **(1)**	***86.30***		***16:54:12.369***
4 -	47.262	120.2	***1:14.298***	126.8	32.629	88.6	2:34.189	85.46	1.509	16:56:46.558
5 -	46.854	121.3	1:15.415	126.1	***31.712***	***93.0***	2:33.981	85.58	1.301	16:59:20.539
6 -	***45.757***	***124.9***	1:15.660	***129.5***	31.924	90.6	2:33.341 (3)	85.93	0.661	17:01:53.880

P25 25 6 Marino FRANCHITTI — Maserati 250F 2532

IDEAL LAP TIME : 2:32.327 BEST LAP TIME : 2:32.867 DIFFERENCE : 0.540

LAP	SECTOR 1		SECTOR 2		SECTOR 3		LAP TIME	MPH	DIFF	TIME OF DAY
1 -	1:00.501	123.8					2:47.229	78.80	14.362	16:49:53.737
2 -	46.880	116.9					2:37.074	83.89	4.207	16:52:30.811
3 -	47.045	123.5					2:33.307	85.95	0.440	16:55:04.118
4 -	46.568	124.5	1:14.158	135.0	32.560		2:33.286 (3)	85.96	0.419	16:57:37.404
5 -	46.472	***128.5***	***1:13.437***		32.958		***2:32.867*** **(1)**	***86.20***		***17:00:10.271***
6 -	***46.445***	117.9	1:14.223	***135.2***	***32.445***		2:33.113 (2)	86.06	0.246	17:02:43.384

P26 4 10 Greg THORNTON — LDS 03

IDEAL LAP TIME : 2:33.578 BEST LAP TIME : 2:33.578 DIFFERENCE : 0.000

LAP	SECTOR 1		SECTOR 2		SECTOR 3		LAP TIME	MPH	DIFF	TIME OF DAY
1 -	47.319	116.1	1:14.982	***124.2***	33.506	89.5	2:35.807 (2)	84.57	2.229	16:48:55.554
2 -	47.971	107.2	1:17.224	114.9	IN PIT		2:38.847 **P**	82.95	5.269	16:51:34.401
3 -	OUTLAP	114.3	1:16.355	120.6	34.728	86.9	8:24.212	26.13	5:50.634	16:59:58.613
4 -	***47.071***	***116.9***	***1:14.477***	120.2	***32.030***	***89.7***	***2:33.578*** **(1)**	***85.80***		***17:02:32.191***

P27 96 11 Harindra DE SILVA — Scirocco BRM

IDEAL LAP TIME : 2:34.183 BEST LAP TIME : 2:34.598 DIFFERENCE : 0.415

LAP	SECTOR 1		SECTOR 2		SECTOR 3		LAP TIME	MPH	DIFF	TIME OF DAY
1 -	46.855	123.5	1:15.775	127.0	***32.363***	91.3	2:34.993 (2)	85.02	0.395	16:48:59.188
2 -	***46.055***	115.7	1:17.311	***129.0***	33.523	90.9	2:36.889	83.99	2.291	16:51:36.077
3 -	46.920	121.1	1:16.160	127.0	32.713	87.7	2:35.793	84.58	1.195	16:54:11.870
4 -	47.761	104.3	1:19.077	128.5	33.037	89.1	2:39.875	82.42	5.277	16:56:51.745
5 -	47.279	123.8	***1:15.765***	128.5	32.482	***91.6***	2:35.526 (3)	84.73	0.928	16:59:27.271
6 -	46.081	***124.5***	1:15.915	127.8	32.602	90.8	***2:34.598*** **(1)**	***85.23***		***17:02:01.869***

P28 51 9 Rod JOLLEY — Cooper T43/51

IDEAL LAP TIME : 2:35.213 BEST LAP TIME : 2:35.730 DIFFERENCE : 0.517

LAP	SECTOR 1		SECTOR 2		SECTOR 3		LAP TIME	MPH	DIFF	TIME OF DAY
1 -	51.136	113.7	1:18.843	125.4	***33.047***	91.0	2:43.026	80.83	7.296	16:49:51.886
2 -	49.031	113.5	1:18.618	***129.3***	33.147	86.8	2:40.796	81.95	5.066	16:52:32.682
3 -	***46.953***	119.6	***1:15.213***	128.8	33.564	80.3	***2:35.730*** **(1)**	***84.61***		***16:55:08.412***
4 -	48.481	***120.9***	1:15.448	127.0	33.359	89.1	2:37.288	83.78	1.558	16:57:45.700
5 -	47.824	114.1	1:15.287	124.5	33.262	89.3	2:36.373 (3)	84.27	0.643	17:00:22.073
6 -	47.319	117.9	1:15.714	126.8	33.279	***91.1***	2:36.312 (2)	84.30	0.582	17:02:58.385

P29 15 7b Thomas MATZELBERGER — Cooper T45/51

IDEAL LAP TIME : 2:36.033 BEST LAP TIME : 2:37.380 DIFFERENCE : 1.347

LAP	SECTOR 1		SECTOR 2		SECTOR 3		LAP TIME	MPH	DIFF	TIME OF DAY
1 -	49.807	126.1	***1:15.783***	***141.8***	***33.479***	88.5	2:39.069	82.84	1.689	16:49:58.211
2 -	***46.771***	120.6	1:16.187	118.9	35.687	75.9	2:38.645	83.06	1.265	16:52:36.856
3 -	47.808	123.3	1:17.343	134.2	33.685	82.0	2:38.836	82.96	1.456	16:55:15.692
4 -	48.331	119.1	1:16.483	127.3	33.563	***89.8***	2:38.377 (3)	83.20	0.997	16:57:54.069
5 -	47.945	112.7	1:16.647	134.4	33.582	88.6	2:38.174 (2)	83.31	0.794	17:00:32.243
6 -	46.802	***129.8***	1:16.784	133.1	33.794	87.3	***2:37.380*** **(1)**	***83.73***		***17:03:09.623***

Weather / Track : Bright / Dry

Silverstone GP
Circuit Length = 3.6604 miles
Start: 16:43 Flag 17:01 End: 17:05

Silverstone Classic

Gallet Trophy for Pre '66 Grand Prix Cars (HGPCA)

QUALIFYING - RACE 8 - SECTOR ANALYSIS

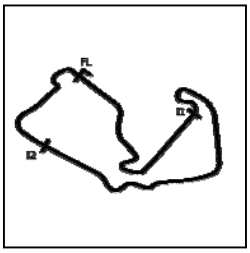

SECTOR 1 = FL to I1, SECTOR 2 = I1 to I2, SECTOR 3 = I2 to FL, DIFF = Difference To Personal Best Lap, P = Crossed Finish Line in Pit Lane, D = Time Disallowed

P30 8 9 Tony DITHERIDGE Cooper T45

IDEAL LAP TIME : 2:37.897 BEST LAP TIME : 2:38.236 DIFFERENCE : 0.339

LAP	SECTOR 1		SECTOR 2		SECTOR 3		LAP TIME	MPH	DIFF	TIME OF DAY
1 -	49.125	119.4	1:16.978	131.0	33.772	84.5	2:39.875	82.42	1.639	16:49:19.324
2 -	48.575	118.5	1:17.538	130.5	***33.231***	83.7	2:39.344 **(3)**	82.70	1.108	16:51:58.668
3 -	***48.266***	***124.5***	1:17.106	131.3	34.295	***86.7***	2:39.667	82.53	1.431	16:54:38.335
4 -	48.299	121.5	1:16.464	126.1	33.473	86.4	***2:38.236*** **(1)**	***83.27***		***16:57:16.571***
5 -	50.008	118.3	***1:16.400***	***131.5***	33.538	84.4	2:39.946	82.38	1.710	16:59:56.517
6 -	48.842	113.7	1:16.687	130.3	33.554	84.4	2:39.083 **(2)**	82.83	0.847	17:02:35.600

P31 248 6 Klaus LEHR Maserati 250F CM5

IDEAL LAP TIME : 2:37.527 BEST LAP TIME : 2:38.553 DIFFERENCE : 1.026

LAP	SECTOR 1		SECTOR 2		SECTOR 3		LAP TIME	MPH	DIFF	TIME OF DAY
1 -	48.439	***123.1***	1:17.131	130.0	***33.174***	***89.3***	2:38.744 **(2)**	83.01	0.191	16:49:59.985
2 -	47.525	117.9	***1:17.015***	128.5	34.013	84.6	***2:38.553*** **(1)**	***83.11***		***16:52:38.538***
3 -	48.794	120.2	1:17.614	130.5	33.738	83.0	2:40.146 **(3)**	82.28	1.593	16:55:18.684
4 -	49.298	120.0	1:17.765	129.3	33.427	86.7	2:40.490	82.10	1.937	16:57:59.174
5 -	***47.338***	110.7	1:19.276	***130.8***	33.659	84.3	2:40.273	82.22	1.720	17:00:39.447
6 -	47.937	113.9	1:18.980	125.2	34.212	81.7	2:41.129	81.78	2.576	17:03:20.576

P32 7 12 Nick TOPLISS Cooper T53 Lowline

IDEAL LAP TIME : 2:40.996 BEST LAP TIME : 2:41.238 DIFFERENCE : 0.242

LAP	SECTOR 1		SECTOR 2		SECTOR 3		LAP TIME	MPH	DIFF	TIME OF DAY
1 -	52.002	109.4	1:21.725	117.9	35.415	80.1	2:49.142	77.90	7.904	16:49:35.930
2 -	53.095	119.6	1:22.492	107.2	35.645	82.4	2:51.232	76.95	9.994	16:52:27.162
3 -	50.822	114.7	1:20.458	124.0	36.891	82.2	2:48.171	78.35	6.933	16:55:15.333
4 -	53.431	114.1	1:18.217	***127.0***	35.569	83.7	2:47.217 **(3)**	78.80	5.979	16:58:02.550
5 -	49.276	123.1	***1:17.552***	***127.0***	***34.410***	83.0	***2:41.238*** **(1)**	***81.72***		***17:00:43.788***
6 -	***49.034***	***123.3***	1:18.502	126.3	34.438	***84.8***	2:41.974 **(2)**	81.35	0.736	17:03:25.762

P33 21 5 Ian NUTHALL Alta F2

IDEAL LAP TIME : 2:41.519 BEST LAP TIME : 2:41.519 DIFFERENCE : 0.000

LAP	SECTOR 1		SECTOR 2		SECTOR 3		LAP TIME	MPH	DIFF	TIME OF DAY
1 -	51.680	111.2	1:19.427	120.2	34.556	***84.3***	2:45.663	79.54	4.144	16:49:53.577
2 -	50.459	113.9	1:19.202	121.3	35.107	75.6	2:44.768	79.97	3.249	16:52:38.345
3 -	51.405	114.9	1:20.161	***122.0***	37.195	84.0	2:48.761	78.08	7.242	16:55:27.106
4 -	***48.783***	***115.1***	***1:18.673***	120.2	***34.063***	83.7	***2:41.519*** **(1)**	***81.58***		***16:58:08.625***
5 -	49.334	114.7	1:20.121	120.0	34.364	82.7	2:43.819 **(2)**	80.44	2.300	17:00:52.444
6 -	49.809	113.5	1:19.545	118.5	35.049	77.1	2:44.403 **(3)**	80.15	2.884	17:03:36.847

P34 132 12 Larry KINCH Lotus 32 Tasman

IDEAL LAP TIME : 2:42.790 BEST LAP TIME : 2:43.263 DIFFERENCE : 0.473

LAP	SECTOR 1		SECTOR 2		SECTOR 3		LAP TIME	MPH	DIFF	TIME OF DAY
1 -	51.677	120.2	1:23.752	118.5	35.900	78.0	2:51.329	76.91	8.066	16:49:49.706
2 -	50.648	116.7	1:20.163	122.0	37.601	78.2	2:48.412	78.24	5.149	16:52:38.118
3 -	50.809	***121.5***	1:20.034	112.9	35.945	80.5	2:46.788	79.00	3.525	16:55:24.906
4 -	49.404	117.5	***1:19.328***	129.8	***34.531***	80.3	***2:43.263*** **(1)**	***80.71***		***16:58:08.169***
5 -	***48.931***	119.8	1:20.188	***134.7***	34.936	***82.0***	2:44.055 **(2)**	80.32	0.792	17:00:52.224
6 -	49.181	114.7	1:19.781	128.5	35.277	80.6	2:44.239 **(3)**	80.23	0.976	17:03:36.463

Weather / Track : Bright / Dry

Silverstone GP
Circuit Length = 3.6604 miles
Start: 16:43 Flag 17:01 End: 17:05

Silverstone Classic

Gallet Trophy for Pre '66 Grand Prix Cars (HGPCA)

QUALIFYING - RACE 8 - SECTOR ANALYSIS

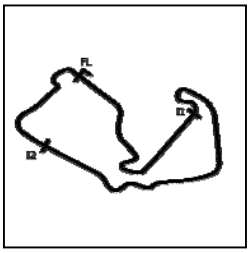

SECTOR 1 = FL to I1, SECTOR 2 = I1 to I2, SECTOR 3 = I2 to FL, DIFF = Difference To Personal Best Lap, P = Crossed Finish Line in Pit Lane, D = Time Disallowed

P35 19 5 Paul GRANT Cooper Bristol Mk2 3/53

IDEAL LAP TIME : 2:42.887 BEST LAP TIME : 2:43.606 DIFFERENCE : 0.719

LAP	SECTOR 1		SECTOR 2		SECTOR 3		LAP TIME	MPH	DIFF	TIME OF DAY
1 -	49.696	110.3	1:20.332	115.1	***33.936***	76.4	2:43.964 **(2)**	80.37	0.358	16:49:28.987
2 -	49.907	107.2	1:20.948	114.3	34.693	79.5	2:45.548	79.60	1.942	16:52:14.535
3 -	49.628	***110.9***	1:19.912	114.5	34.066	80.0	***2:43.606*** **(1)**	***80.54***		***16:54:58.141***
4 -	***49.378***	109.4	1:20.423	115.5	34.914	65.7	2:44.715	80.00	1.109	16:57:42.856
5 -	50.738	109.4	***1:19.573***	***116.7***	34.287	***81.6***	2:44.598	80.06	0.992	17:00:27.454
6 -	49.972	108.9	1:19.850	113.5	34.372	81.0	2:44.194 **(3)**	80.25	0.588	17:03:11.648

P36 33 5 Chris PHILIPS Cooper Bristol Mk2 6/53

IDEAL LAP TIME : 2:43.550 BEST LAP TIME : 2:43.618 DIFFERENCE : 0.068

LAP	SECTOR 1		SECTOR 2		SECTOR 3		LAP TIME	MPH	DIFF	TIME OF DAY
1 -	50.757	110.7	1:19.996	***120.9***	35.048	82.2	2:45.801	79.47	2.183	16:49:44.954
2 -	50.082	108.2	1:20.881	119.6	36.616	78.1	2:47.579	78.63	3.961	16:52:32.533
3 -	50.336	111.8	1:19.658	119.8	35.974	81.0	2:45.968	79.39	2.350	16:55:18.501
4 -	51.358	107.7	1:19.230	119.8	***34.758***	***84.4***	2:45.346 **(3)**	79.69	1.728	16:58:03.847
5 -	***49.944***	111.2	***1:18.848***	119.1	34.826	83.6	***2:43.618*** **(1)**	***80.53***		***17:00:47.465***
6 -	50.332	***113.5***	1:19.158	119.1	34.879	82.5	2:44.369 **(2)**	80.17	0.751	17:03:31.834

P37 45 9 Tania PILKINGTON Cooper T43

IDEAL LAP TIME : 2:46.675 BEST LAP TIME : 2:47.437 DIFFERENCE : 0.762

LAP	SECTOR 1		SECTOR 2		SECTOR 3		LAP TIME	MPH	DIFF	TIME OF DAY
1 -	53.078	109.4	1:21.816	119.6	36.085	78.5	2:50.979	77.07	3.542	16:50:14.422
2 -	***51.217***	***111.8***	1:21.447	120.6	35.240	***83.3***	2:47.904 **(2)**	78.48	0.467	16:53:02.326
3 -	52.053	110.1	1:21.676	119.8	35.577	76.5	2:49.306	77.83	1.869	16:55:51.632
4 -	51.456	110.5	1:22.232	118.1	35.082	83.1	2:48.770 **(3)**	78.08	1.333	16:58:40.402
5 -	51.979	111.6	***1:20.647***	118.5	***34.811***	83.2	***2:47.437*** **(1)**	***78.70***		***17:01:27.839***

P38 24 7b Ingo STROLZ Cooper T51

IDEAL LAP TIME : 2:46.514 BEST LAP TIME : 2:47.534 DIFFERENCE : 1.020

LAP	SECTOR 1		SECTOR 2		SECTOR 3		LAP TIME	MPH	DIFF	TIME OF DAY
1 -	53.254	122.2	1:21.644	126.8	36.443	81.7	2:51.341	76.90	3.807	16:49:42.243
2 -	51.360	125.4	1:26.462	114.3	36.569	78.7	2:54.391	75.56	6.857	16:52:36.634
3 -	***49.840***	118.3	1:22.208	119.4	***35.486***	82.0	***2:47.534*** **(1)**	***78.65***		***16:55:24.168***
4 -	51.120	115.3	***1:21.188***	120.2	36.028	79.8	2:48.336 **(3)**	78.28	0.802	16:58:12.504
5 -	50.138	***128.8***	1:21.631	***129.3***	36.130	79.9	2:47.899 **(2)**	78.48	0.365	17:01:00.403
6 -	50.782	109.1	1:22.238	127.3	35.771	***83.9***	2:48.791	78.07	1.257	17:03:49.194

P39 60 7c Elliott HANN Cooper T41

IDEAL LAP TIME : 2:47.586 BEST LAP TIME : 2:48.452 DIFFERENCE : 0.866

LAP	SECTOR 1		SECTOR 2		SECTOR 3		LAP TIME	MPH	DIFF	TIME OF DAY
1 -	52.785	101.6	1:21.781	113.5	37.300	***83.1***	2:51.866	76.67	3.414	16:50:25.709
2 -	51.959	109.8	1:22.339	114.3	36.525	79.9	2:50.823	77.14	2.371	16:53:16.532
3 -	51.172	108.5	1:21.510	115.3	36.916	79.8	2:49.598 **(2)**	77.70	1.146	16:56:06.130
4 -	***50.561***	***111.6***	1:21.817	114.5	***36.074***	79.9	***2:48.452*** **(1)**	***78.22***		***16:58:54.582***
5 -	51.286	108.7	***1:20.951***	***116.5***	37.384	81.0	2:49.621 **(3)**	77.68	1.169	17:01:44.203

P40 23 5 Barry WOOD Cooper Bristol Mk1 6/52

IDEAL LAP TIME : 2:47.679 BEST LAP TIME : 2:48.932 DIFFERENCE : 1.253

LAP	SECTOR 1		SECTOR 2		SECTOR 3		LAP TIME	MPH	DIFF	TIME OF DAY
1 -	51.889	101.8	***1:21.241***	112.9	35.823	78.5	2:48.953 **(2)**	77.99	0.021	16:50:15.303
2 -	51.776	104.0	1:21.640	117.3	35.592	80.2	2:49.008 **(3)**	77.97	0.076	16:53:04.311
3 -	52.330	108.7	1:22.179	***117.5***	35.607	80.8	2:50.116	77.46	1.184	16:55:54.427
4 -	51.746	110.3	1:22.391	113.9	***34.795***	***82.6***	***2:48.932*** **(1)**	***78.00***		***16:58:43.359***
5 -	***51.643***	***110.7***	1:21.604	117.1	36.251	78.8	2:49.498	77.74	0.566	17:01:32.857

Weather / Track : Bright / Dry

Silverstone GP
Circuit Length = 3.6604 miles
Start: 16:43 Flag 17:01 End: 17:05

Silverstone Classic

Gallet Trophy for Pre '66 Grand Prix Cars (HGPCA)

QUALIFYING - RACE 8 - SECTOR ANALYSIS

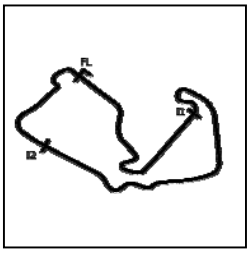

SECTOR 1 = FL to I1, SECTOR 2 = I1 to I2, SECTOR 3 = I2 to FL, DIFF = Difference To Personal Best Lap, P = Crossed Finish Line in Pit Lane, D = Time Disallowed

P41 75 5 Niamh WOOD Cooper Bristol Mk1 8/52

IDEAL LAP TIME : 2:48.961 BEST LAP TIME : 2:49.323 DIFFERENCE : 0.362

LAP	SECTOR 1		SECTOR 2		SECTOR 3		LAP TIME		MPH	DIFF	TIME OF DAY
1 -	54.424	99.8	1:24.378	115.7	37.240	76.0	2:56.042		74.85	6.719	16:50:28.049
2 -	53.449	108.4	1:22.722	117.1	36.260	78.4	2:52.431		76.42	3.108	16:53:20.480
3 -	***51.654***	103.4	1:21.827	116.9	***35.842***	77.1	***2:49.323***	**(1)**	***77.82***		***16:56:09.803***
4 -	52.074	105.1	***1:21.465***	116.9	36.467	***78.7***	2:50.006	**(3)**	77.51	0.683	16:58:59.809
5 -	52.043	***110.7***	1:21.724	***117.3***	35.908	77.3	2:49.675	**(2)**	77.66	0.352	17:01:49.484

P42 111 6 Helmut GASSMANN Connaught B4

IDEAL LAP TIME : 3:01.231 BEST LAP TIME : 3:01.411 DIFFERENCE : 0.180

LAP	SECTOR 1		SECTOR 2		SECTOR 3		LAP TIME		MPH	DIFF	TIME OF DAY
1 -	55.507	***101.9***	***1:27.963***	106.6	***37.941***	***79.4***	***3:01.411***	**(1)**	***72.64***		***16:50:50.915***
2 -	***55.327***	100.9	1:32.646	106.8	39.975	75.5	3:07.948	**(2)**	70.11	6.537	16:53:58.863
3 -	56.895	98.3	1:32.652	109.6	39.037	77.4	3:08.584	**(3)**	69.87	7.173	16:57:07.447
4 -	56.232	97.9	1:32.255	***115.3***	IN PIT		3:16.688	**P**	66.99	15.277	17:00:24.135

P43 70 5 Jean Georges VAN PREAT Cooper Bristol Mk2 11/53

IDEAL LAP TIME : 3:17.165 BEST LAP TIME : 3:18.151 DIFFERENCE : 0.986

LAP	SECTOR 1		SECTOR 2		SECTOR 3		LAP TIME		MPH	DIFF	TIME OF DAY
1 -	1:04.693	89.3	1:44.130	96.2	44.799	65.4	3:33.622		61.68	15.471	16:51:44.436
2 -	1:01.102	92.6	1:39.338	91.1	43.814	66.8	3:24.254	**(3)**	64.51	6.103	16:55:08.690
3 -	1:00.971	85.3	1:38.407	***100.3***	***41.892***	***68.3***	3:21.270	**(2)**	65.47	3.119	16:58:29.960
4 -	***59.157***	***102.1***	***1:36.116***	97.8	42.878	67.9	***3:18.151***	**(1)**	***66.50***		***17:01:48.111***

P44 17 6 Arnout KOK Netuar Peugeot

IDEAL LAP TIME : 3:45.534 BEST LAP TIME : 4:20.622 DIFFERENCE : 35.088

LAP	SECTOR 1		SECTOR 2		SECTOR 3		LAP TIME		MPH	DIFF	TIME OF DAY
1 -	***1:15.051***	59.5	2:09.972	54.3	55.599	53.7	***4:20.622***	**(1)**	***50.56***		***16:52:46.489***
2 -	1:21.163	53.4	2:12.769	57.2	52.934	57.4	4:26.866	**(2)**	49.37	6.244	16:57:13.355
3 -	1:20.504	48.2	2:16.505	52.0	IN PIT		4:30.940	**P**	48.63	10.318	17:01:44.295

P45 56 10 John CLARK Cooper T56

IDEAL LAP TIME : 2:42.511 BEST LAP TIME : DIFFERENCE :

LAP	SECTOR 1		SECTOR 2		SECTOR 3		LAP TIME		MPH	DIFF	TIME OF DAY
1 -	OUTLAP	***117.1***	1:23.128	97.2	IN PIT		5:59.600	**P**	36.64		16:52:34.261
2 -	OUTLAP	114.1	***1:18.769***	***111.8***	***33.822***	***86.2***	7:33.147		29.08		17:00:07.408

Weather / Track : Bright / Dry

Silverstone GP
Circuit Length = 3.6604 miles
Start: 16:43 Flag 17:01 End: 17:05

Silverstone Classic

Gallet Trophy for Pre '66 Grand Prix Cars (HGPCA)

QUALIFYING - RACE 8 - BEST SECTORS

	SECTOR 1			SECTOR 2			SECTOR 3			IDEAL / BEST COMPARISON					
POS	NO	NAME	TIME	NO	NAME	TIME	NO	NAME	TIME	POS	NO	NAME	IDEAL	BEST	DIFF
												PERFECT LAP	2:20.965		
1	1	GRIFFITHS	42.881	11	FAIRLEY	1:08.138	11	FAIRLEY	29.946	1	11	FAIRLEY	2:21.359	2:21.513	0.154
2	13	COLASACCO	42.993	1	GRIFFITHS	1:09.019	10	NUTHALL	29.951	2	1	GRIFFITHS	2:22.041	2:22.613	0.572
3	10	NUTHALL	43.136	10	NUTHALL	1:09.318	1	GRIFFITHS	30.141	3	10	NUTHALL	2:22.405	2:22.430	0.025
4	22	HORSMANN	43.255	3	CANNELL	1:09.355	13	COLASACCO	30.142	4	13	COLASACCO	2:22.492	2:23.367	0.875
5	11	FAIRLEY	43.275	13	COLASACCO	1:09.357	3	CANNELL	30.435	5	3	CANNELL	2:23.160	2:23.566	0.406
6	3	CANNELL	43.370	22	HORSMANN	1:09.768	133	DE SILVA	30.591	6	22	HORSMANN	2:24.026	2:25.042	1.016
7	79	GANS	43.757	79	GANS	1:09.790	79	GANS	30.767	7	79	GANS	2:24.314	2:25.137	0.823
8	12	FRIEDRICHS	44.009	91	DRAKE	1:10.203	22	HORSMANN	31.003	8	91	DRAKE	2:25.613	2:27.102	1.489
9	101	DARK	44.078	101	DARK	1:10.430	91	DRAKE	31.037	9	101	DARK	2:25.816	2:27.088	1.272
10	69	TILLEY	44.323	69	TILLEY	1:10.703	12	FRIEDRICHS	31.081	10	12	FRIEDRICHS	2:25.885	2:26.790	0.905
11	91	DRAKE	44.373	12	FRIEDRICHS	1:10.795	35	TARLING	31.255	11	69	TILLEY	2:26.462	2:26.462	0.000
12	49	BEAUMONT	44.659	27	WOOD	1:11.578	49	BEAUMONT	31.266	12	49	BEAUMONT	2:27.532	2:28.351	0.819
13	27	WOOD	44.807	49	BEAUMONT	1:11.607	101	DARK	31.308	13	133	DE SILVA	2:28.085	2:28.583	0.498
14	28	MCGUIRE	45.190	133	DE SILVA	1:12.008	14	WILSON	31.420	14	27	WOOD	2:28.263	2:28.397	0.134
15	133	DE SILVA	45.486	28	MCGUIRE	1:12.213	69	TILLEY	31.436	15	28	MCGUIRE	2:29.555	2:29.810	0.255
16	127	HART	45.639	9	DANIELL	1:12.472	94	O'BRIEN	31.562	16	66	HOOLE	2:30.272	2:31.581	1.309
17	66	HOOLE	45.699	66	HOOLE	1:12.572	80	TAYLOR	31.712	17	9	DANIELL	2:30.464	2:30.599	0.135
18	9	DANIELL	45.722	94	O'BRIEN	1:12.825	32	HARTOGS	31.813	18	32	HARTOGS	2:31.071	2:31.802	0.731
19	80	TAYLOR	45.757	32	HARTOGS	1:13.241	27	WOOD	31.878	19	14	WILSON	2:31.081	2:31.081	0.000
20	14	WILSON	45.827	25	FRANCHITTI	1:13.437	66	HOOLE	32.001	20	35	TARLING	2:31.143	2:32.646	1.503
21	32	HARTOGS	46.017	30	BRONSON	1:13.677	4	THORNTON	32.030	21	80	TAYLOR	2:31.767	2:32.680	0.913
22	96	DE SILVA	46.055	35	TARLING	1:13.677	28	MCGUIRE	32.152	22	127	HART	2:32.219	2:32.549	0.330
23	35	TARLING	46.211	14	WILSON	1:13.834	9	DANIELL	32.270	23	25	FRANCHITTI	2:32.327	2:32.867	0.540
24	30	BRONSON	46.327	127	HART	1:14.232	127	HART	32.348	24	30	BRONSON	2:32.396	2:32.396	0.000
25	25	FRANCHITTI	46.445	80	TAYLOR	1:14.298	96	DE SILVA	32.363	25	4	THORNTON	2:33.578	2:33.578	0.000
26	15	MATZELBERGER	46.771	4	THORNTON	1:14.477	30	BRONSON	32.392	26	96	DE SILVA	2:34.183	2:34.598	0.415
27	51	JOLLEY	46.953	51	JOLLEY	1:15.213	25	FRANCHITTI	32.445	27	51	JOLLEY	2:35.213	2:35.730	0.517
28	4	THORNTON	47.071	96	DE SILVA	1:15.765	51	JOLLEY	33.047	28	15	MATZELBERGER	2:36.033	2:37.380	1.347
29	248	LEHR	47.338	15	MATZELBERGER	1:15.783	248	LEHR	33.174	29	248	LEHR	2:37.527	2:38.553	1.026
30	8	DITHERIDGE	48.266	8	DITHERIDGE	1:16.400	8	DITHERIDGE	33.231	30	8	DITHERIDGE	2:37.897	2:38.236	0.339
31	21	NUTHALL	48.783	248	LEHR	1:17.015	15	MATZELBERGER	33.479	31	7	TOPLISS	2:40.996	2:41.238	0.242
32	132	KINCH	48.931	7	TOPLISS	1:17.552	56	CLARK	33.822	32	21	NUTHALL	2:41.519	2:41.519	0.000
33	7	TOPLISS	49.034	21	NUTHALL	1:18.673	19	GRANT	33.936	33	56	CLARK	2:42.511		
34	19	GRANT	49.378	56	CLARK	1:18.769	21	NUTHALL	34.063	34	132	KINCH	2:42.790	2:43.263	0.473
35	24	STROLZ	49.840	33	PHILIPS	1:18.848	7	TOPLISS	34.410	35	19	GRANT	2:42.887	2:43.606	0.719
36	56	CLARK	49.920	132	KINCH	1:19.328	132	KINCH	34.531	36	33	PHILIPS	2:43.550	2:43.618	0.068
37	33	PHILIPS	49.944	19	GRANT	1:19.573	33	PHILIPS	34.758	37	24	STROLZ	2:46.514	2:47.534	1.020
38	60	HANN	50.561	45	PILKINGTON	1:20.647	23	WOOD	34.795	38	45	PILKINGTON	2:46.675	2:47.437	0.762
39	45	PILKINGTON	51.217	60	HANN	1:20.951	45	PILKINGTON	34.811	39	60	HANN	2:47.586	2:48.452	0.866
40	23	WOOD	51.643	24	STROLZ	1:21.188	24	STROLZ	35.486	40	23	WOOD	2:47.679	2:48.932	1.253
41	75	WOOD	51.654	23	WOOD	1:21.241	75	WOOD	35.842	41	75	WOOD	2:48.961	2:49.323	0.362
42	111	GASSMANN	55.327	75	WOOD	1:21.465	60	HANN	36.074	42	111	GASSMANN	3:01.231	3:01.411	0.180
43	70	VAN PREAT	59.157	111	GASSMANN	1:27.963	111	GASSMANN	37.941	43	70	VAN PREAT	3:17.165	3:18.151	0.986
44	17	KOK	1:15.051	70	VAN PREAT	1:36.116	70	VAN PREAT	41.892	44	17	KOK	3:45.534	4:20.622	35.088
45				17	KOK	1:41.080	17	KOK	49.403	45	18	WILSON		2:24.522	
46															

Weather / Track : Bright / Dry

Silverstone GP
Circuit Length = 3.6604 miles
Start: 16:43 Flag 17:01 End: 17:05

Results can be found at www.tsl-timing.com

Printed - 17:14 Friday, 26 July 2019

Silverstone Classic

Gallet Trophy for Pre '66 Grand Prix Cars (HGPCA)

QUALIFYING - RACE 8 - BEST SPEEDS

	INTERMEDIATE 1			INTERMEDIATE 2			FINISH LINE		
POS	NO	NAME	MPH	NO	NAME	MPH	NO	NAME	MPH
1	22	HORSMANN	140.6	22	HORSMANN	146.8	11	FAIRLEY	101.3
2	1	GRIFFITHS	137.7	3	CANNELL	146.2	79	GANS	100.3
3	11	FAIRLEY	137.5	49	BEAUMONT	146.2	12	FRIEDRICHS	98.9
4	3	CANNELL	137.5	12	FRIEDRICHS	145.2	13	COLASACCO	98.8
5	10	NUTHALL	134.7	11	FAIRLEY	144.6	22	HORSMANN	98.2
6	101	DARK	134.2	10	NUTHALL	143.7	49	BEAUMONT	98.2
7	13	COLASACCO	133.9	79	GANS	143.3	10	NUTHALL	98.1
8	27	WOOD	133.6	1	GRIFFITHS	143.0	3	CANNELL	97.5
9	28	MCGUIRE	133.4	91	DRAKE	142.1	1	GRIFFITHS	96.4
10	12	FRIEDRICHS	133.1	15	MATZELBERGER	141.8	69	TILLEY	95.8
11	91	DRAKE	132.1	101	DARK	141.2	9	DANIELL	95.1
12	49	BEAUMONT	131.5	13	COLASACCO	140.9	101	DARK	94.9
13	66	HOOLE	130.5	27	WOOD	140.1	91	DRAKE	93.5
14	9	DANIELL	129.8	28	MCGUIRE	139.5	133	DE SILVA	93.5
15	15	MATZELBERGER	129.8	9	DANIELL	138.0	28	MCGUIRE	93.4
16	79	GANS	129.0	127	HART	137.7	32	HARTOGS	93.0
17	24	STROLZ	128.8	66	HOOLE	136.1	80	TAYLOR	93.0
18	127	HART	128.5	25	FRANCHITTI	135.2	14	WILSON	92.6
19	25	FRANCHITTI	128.5	132	KINCH	134.7	27	WOOD	91.6
20	69	TILLEY	127.0	69	TILLEY	134.4	96	DE SILVA	91.6
21	80	TAYLOR	124.9	30	BRONSON	133.9	51	JOLLEY	91.1
22	96	DE SILVA	124.5	94	O'BRIEN	132.8	66	HOOLE	91.0
23	8	DITHERIDGE	124.5	8	DITHERIDGE	131.5	127	HART	90.8
24	7	TOPLISS	123.3	248	LEHR	130.8	30	BRONSON	90.1
25	248	LEHR	123.1	80	TAYLOR	129.5	35	TARLING	90.1
26	14	WILSON	122.4	51	JOLLEY	129.3	15	MATZELBERGER	89.8
27	32	HARTOGS	122.4	24	STROLZ	129.3	4	THORNTON	89.7
28	133	DE SILVA	122.0	96	DE SILVA	129.0	94	O'BRIEN	89.4
29	132	KINCH	121.5	133	DE SILVA	127.8	248	LEHR	89.3
30	51	JOLLEY	120.9	14	WILSON	127.3	8	DITHERIDGE	86.7
31	94	O'BRIEN	118.5	7	TOPLISS	127.0	56	CLARK	86.2
32	30	BRONSON	117.7	32	HARTOGS	126.1	7	TOPLISS	84.8
33	56	CLARK	117.1	4	THORNTON	124.2	33	PHILIPS	84.4
34	4	THORNTON	116.9	35	TARLING	122.9	21	NUTHALL	84.3
35	35	TARLING	116.7	21	NUTHALL	122.0	24	STROLZ	83.9
36	21	NUTHALL	115.1	45	PILKINGTON	121.7	45	PILKINGTON	83.3
37	33	PHILIPS	113.5	33	PHILIPS	120.9	60	HANN	83.1
38	45	PILKINGTON	111.8	23	WOOD	117.5	23	WOOD	82.6
39	60	HANN	111.6	75	WOOD	117.3	132	KINCH	82.0
40	19	GRANT	110.9	19	GRANT	116.7	19	GRANT	81.6
41	23	WOOD	110.7	60	HANN	116.5	111	GASSMANN	79.4
42	75	WOOD	110.7	111	GASSMANN	115.3	75	WOOD	78.7
43	70	VAN PREAT	102.1	56	CLARK	111.8	70	VAN PREAT	68.3
44	111	GASSMANN	101.9	70	VAN PREAT	100.3	17	KOK	59.3
45	17	KOK	70.7	17	KOK	71.3			
46									

Weather / Track : Bright / Dry

Silverstone GP
Circuit Length = 3.6604 miles
Start: 16:43 Flag 17:01 End: 17:05

Results can be found at www.tsl-timing.com

Printed - 17:16 Friday, 26 July 2019

Silverstone Classic

Gallet Trophy for Pre '66 Grand Prix Cars (HGPCA)

QUALIFYING - RACE 8 - STATISTICS

Competitors Started	46
Planned Start	2019-07-26 @ 16:46:00.000
Actual Start	2019-07-26 @ 16:43:09.389
Finish Time	2019-07-26 @ 17:01:13.834
Track Length	3.6604mi.
Total Laps	246
Total Distance Covered	900.4824mi.

Session Fastest Lap History

NO	CL	NAME	LAP TIME	TIME OF DAY	LAP	VEHICLE
1	7a	**Miles GRIFFITHS**	**2:23.183**	16:48:26.865	1	Lotus 16 368
10	7b	**Will NUTHALL**	**2:22.430**	16:51:02.674	2	Cooper T53
11	12	**Jon FAIRLEY**	**2:21.513**	16:58:23.732	5	Brabham BT11/19

Flag History

TYPE	TIME OF DAY
GREEN	16:43:09.389
FINISH	17:01:13.834

Flag Statistics

TYPE	COUNT	TOTAL LAPS	TOTAL TIME
Green	1	7	21:51.783
Red	0	0	0.000
Safety Car	0	0	0.000
FCY	0	0	0.000

Silverstone GP
Circuit Length = 3.6604 miles
Start: 16:43 Flag 17:01 End: 17:05

Weather / Track : Bright / Dry

These results are provisional until the conclusion of any judicial and technical matters.

Clerk Of Course :		Timekeeper :

Silverstone Classic

Gallet Trophy for Pre '66 Grand Prix Cars (HGPCA)

QUALIFYING - RACE 8 - STATISTICS

CLASS : 10

5 Starters

Fastest Lap History

NO	NAME	LAP TIME	TIME OF DAY	LAP	VEHICLE
4	**Greg THORNTON**	**2:35.807**	16:48:55.554	1	LDS 03
80	**Nick TAYLOR**	**2:33.241**	16:49:05.523	1	Lotus 18 914
35	**Richard TARLING**	**2:33.056**	16:52:11.373	2	Assegai
80	**Nick TAYLOR**	**2:32.680**	16:54:12.374	3	Lotus 18 914
32	**Bernardo HARTOGS**	**2:31.820**	16:54:45.190	3	Lotus 18/21 916
32	**Bernardo HARTOGS**	**2:31.802**	16:57:16.993	4	Lotus 18/21 916

Silverstone GP

Weather / Track : Bright / Dry

Circuit Length = 3.6604 miles

These results are provisional until the conclusion of any judicial and technical matters.

Start: 16:43 Flag 17:01 End: 17:05

Clerk Of Course :		Timekeeper :

Silverstone Classic

Gallet Trophy for Pre '66 Grand Prix Cars (HGPCA)

QUALIFYING - RACE 8 - STATISTICS

CLASS : 11

5 Starters

Fastest Lap History

NO	NAME	LAP TIME	TIME OF DAY	LAP	VEHICLE
133	**Tim DE SILVA**	**2:30.794**	16:48:42.037	1	Lotus 24 946
13	**Joseph COLASACCO**	**2:30.073**	16:49:39.298	1	Ferrari 1512
13	**Joseph COLASACCO**	**2:25.624**	16:52:04.921	2	Ferrari 1512
13	**Joseph COLASACCO**	**2:23.367**	16:54:28.290	3	Ferrari 1512

Silverstone GP

Weather / Track : Bright / Dry

Circuit Length = 3.6604 miles

These results are provisional until the conclusion of any judicial and technical matters.

Start: 16:43 Flag 17:01 End: 17:05

Clerk Of Course :		Timekeeper :

Silverstone Classic

Gallet Trophy for Pre '66 Grand Prix Cars (HGPCA)

QUALIFYING - RACE 8 - STATISTICS

CLASS : 12

8 Starters

Fastest Lap History

NO	NAME	LAP TIME	TIME OF DAY	LAP	VEHICLE
11	**Jon FAIRLEY**	**2:28.892**	16:48:42.196	1	Brabham BT11/19
3	**Barry CANNELL**	**2:26.083**	16:48:45.085	1	Brabham BT11A
79	**Michael GANS**	**2:25.265**	16:50:30.208	1	Cooper T79
3	**Barry CANNELL**	**2:23.736**	16:53:35.728	3	Brabham BT11A
11	**Jon FAIRLEY**	**2:21.513**	16:58:23.732	5	Brabham BT11/19

Silverstone GP

Weather / Track : Bright / Dry

Circuit Length = 3.6604 miles

These results are provisional until the conclusion of any judicial and technical matters.

Start: 16:43 Flag 17:01 End: 17:05

Clerk Of Course :		Timekeeper :

Silverstone Classic

Gallet Trophy for Pre '66 Grand Prix Cars (HGPCA)

QUALIFYING - RACE 8 - STATISTICS

CLASS : 5

6 Starters

Fastest Lap History

NO	NAME	LAP TIME	TIME OF DAY	LAP	VEHICLE
19	**Paul GRANT**	**2:43.964**	16:49:28.992	1	Cooper Bristol Mk2 3/53
19	**Paul GRANT**	**2:43.606**	16:54:58.144	3	Cooper Bristol Mk2 3/53
21	**Ian NUTHALL**	**2:41.519**	16:58:08.636	4	Alta F2

Silverstone GP

Weather / Track : Bright / Dry

Circuit Length = 3.6604 miles

These results are provisional until the conclusion of any judicial and technical matters.

Start: 16:43 Flag 17:01 End: 17:05

Clerk Of Course :		Timekeeper :

Silverstone Classic

Gallet Trophy for Pre '66 Grand Prix Cars (HGPCA)

QUALIFYING - RACE 8 - STATISTICS

CLASS : 6

4 Starters

Fastest Lap History

NO	NAME	LAP TIME	TIME OF DAY	LAP	VEHICLE
25	**Marino FRANCHITTI**	**2:47.229**	16:49:53.742	1	Maserati 250F 2532
248	**Klaus LEHR**	**2:38.744**	16:50:00.014	1	Maserati 250F CM5
25	**Marino FRANCHITTI**	**2:37.074**	16:52:30.814	2	Maserati 250F 2532
25	**Marino FRANCHITTI**	**2:33.307**	16:55:04.121	3	Maserati 250F 2532
25	**Marino FRANCHITTI**	**2:33.286**	16:57:37.407	4	Maserati 250F 2532
25	**Marino FRANCHITTI**	**2:32.867**	17:00:10.273	5	Maserati 250F 2532

Silverstone GP

Weather / Track : Bright / Dry

Circuit Length = 3.6604 miles

These results are provisional until the conclusion of any judicial and technical matters.

Start: 16:43 Flag 17:01 End: 17:05

Clerk Of Course :		Timekeeper :

Silverstone Classic

Gallet Trophy for Pre '66 Grand Prix Cars (HGPCA)

QUALIFYING - RACE 8 - STATISTICS

CLASS : 7a

2 Starters

Fastest Lap History

NO	NAME	LAP TIME	TIME OF DAY	LAP	VEHICLE
1	**Miles GRIFFITHS**	**2:23.183**	16:48:26.865	1	Lotus 16 368
1	**Miles GRIFFITHS**	**2:22.613**	16:55:40.379	4	Lotus 16 368

Silverstone GP

Weather / Track : Bright / Dry

Circuit Length = 3.6604 miles

These results are provisional until the conclusion of any judicial and technical matters.

Start: 16:43 Flag 17:01 End: 17:05

Clerk Of Course :		Timekeeper :

Silverstone Classic

Gallet Trophy for Pre '66 Grand Prix Cars (HGPCA)

QUALIFYING - RACE 8 - STATISTICS

CLASS : 7b

8 Starters

Fastest Lap History

NO	NAME	LAP TIME	TIME OF DAY	LAP	VEHICLE
10	**Will NUTHALL**	**2:24.121**	16:48:40.244	1	Cooper T53
10	**Will NUTHALL**	**2:22.430**	16:51:02.674	2	Cooper T53

Silverstone GP

Weather / Track : Bright / Dry

Circuit Length = 3.6604 miles

These results are provisional until the conclusion of any judicial and technical matters.

Start: 16:43 Flag 17:01 End: 17:05

Clerk Of Course :		Timekeeper :

Silverstone Classic

Gallet Trophy for Pre '66 Grand Prix Cars (HGPCA)

QUALIFYING - RACE 8 - STATISTICS

CLASS : 7c

1 Starters

Fastest Lap History

NO	NAME	LAP TIME	TIME OF DAY	LAP	VEHICLE
60	**Elliott HANN**	**2:51.866**	16:50:25.718	1	Cooper T41
60	**Elliott HANN**	**2:50.823**	16:53:16.539	2	Cooper T41
60	**Elliott HANN**	**2:49.598**	16:56:06.137	3	Cooper T41
60	**Elliott HANN**	**2:48.452**	16:58:54.590	4	Cooper T41

Silverstone GP

Weather / Track : Bright / Dry

Circuit Length = 3.6604 miles

These results are provisional until the conclusion of any judicial and technical matters.

Start: 16:43 Flag 17:01 End: 17:05

Clerk Of Course :		Timekeeper :

Silverstone Classic

Gallet Trophy for Pre '66 Grand Prix Cars (HGPCA)

QUALIFYING - RACE 8 - STATISTICS

CLASS : 8

2 Starters

Fastest Lap History

NO	NAME	LAP TIME	TIME OF DAY	LAP	VEHICLE
30	**Julian BRONSON**	**2:32.396**	16:48:53.360	1	Scarab Offenhauser
28	**Eddie MCGUIRE**	**2:32.195**	16:48:55.336	1	Scarab Offenhauser
28	**Eddie MCGUIRE**	**2:31.783**	16:53:59.893	3	Scarab Offenhauser
28	**Eddie MCGUIRE**	**2:29.810**	16:59:01.528	5	Scarab Offenhauser

Silverstone GP

Weather / Track : Bright / Dry

Circuit Length = 3.6604 miles

These results are provisional until the conclusion of any judicial and technical matters.

Start: 16:43 Flag 17:01 End: 17:05

Clerk Of Course :		Timekeeper :

Silverstone Classic

Gallet Trophy for Pre '66 Grand Prix Cars (HGPCA)

QUALIFYING - RACE 8 - STATISTICS

CLASS : 9

5 Starters

Fastest Lap History

NO	NAME	LAP TIME	TIME OF DAY	LAP	VEHICLE
9	**Mark DANIELL**	**2:32.230**	16:49:08.475	1	Cooper T45
9	**Mark DANIELL**	**2:32.022**	16:54:14.602	3	Cooper T45
9	**Mark DANIELL**	**2:30.599**	17:01:49.643	6	Cooper T45

Silverstone GP

Weather / Track : Bright / Dry

Circuit Length = 3.6604 miles

These results are provisional until the conclusion of any judicial and technical matters.

Start: 16:43 Flag 17:01 End: 17:05

Clerk Of Course :		Timekeeper :

Silverstone Classic

Gallet Trophy for Pre '66 Grand Prix Cars (HGPCA)

RACE 8 - GRID (20 minutes)

Sheet No:	Issue Time:

ROW 23	45	94	Michael O'BRIEN				
ROW 22	43	70	3:18.151 Jean Georges VAN PREAT	44	17	4:20.622 Arnout KOK	
ROW 21	41	75	2:49.323 Niamh WOOD	42	111	3:01.411 Helmut GASSMANN	
ROW 20	39	60	2:48.452 Elliott HANN	40	23	2:48.932 Barry WOOD	
ROW 19	37	45	2:47.437 Tania PILKINGTON	38	24	2:47.534 Ingo STROLZ	
ROW 18	35	19	2:43.606 Paul GRANT	36	33	2:43.618 Chris PHILIPS	
ROW 17	33	21	2:41.519 Ian NUTHALL	34	132	2:43.263 Larry KINCH	
ROW 16	31	248	2:38.553 Klaus LEHR	32	7	2:41.238 Nick TOPLISS	
ROW 15	29	15	2:37.380 Thomas MATZELBERGER	30	8	2:38.236 Tony DITHERIDGE	
ROW 14	27	96	2:34.598 Harindra DE SILVA	28	51	2:35.730 Rod JOLLEY	
ROW 13	25	25	2:32.867 Marino FRANCHITTI	26	4	2:33.578 Greg THORNTON	
ROW 12	23	35	2:32.646 Richard TARLING	24	80	2:32.680 Nick TAYLOR	
ROW 11	21	30	2:32.396 Julian BRONSON	22	127	2:32.549 Steve HART	
ROW 10	19	66	2:31.581 Sid HOOLE	20	32	2:31.802 Bernardo HARTOGS	
ROW 9	17	9	2:30.599 Mark DANIELL	18	14	2:31.081 Richard WILSON	
ROW 8	15	133	2:28.583 Tim DE SILVA	16	28	2:29.810 Eddie MCGUIRE	
ROW 7	13	49	2:28.351 Andrew BEAUMONT	14	27	2:28.397 Tony WOOD	
ROW 6	11	101	2:27.088 Tom DARK	12	91	2:27.102 Chris DRAKE	
ROW 5	9	69	2:26.462 Benn TILLEY	10	12	2:26.790 Rudi FRIEDRICHS	
ROW 4	7	22	2:25.042 Peter HORSMANN	8	79	2:25.137 Michael GANS	
ROW 3	5	3	2:23.566 Barry CANNELL	6	18	2:24.522 Sam WILSON	
ROW 2	3	1	2:22.613 Miles GRIFFITHS	4	13	2:23.367 Joseph COLASACCO	
ROW 1	1	11	2:21.513 Jon FAIRLEY	2	10	2:22.430 Will NUTHALL	

Pole

Silverstone GP
Circuit Length = 3.6604 miles

These results are provisional until the conclusion of any judicial and technical matters.

Clerk Of Course :	Steward :	Timekeeper :

Results can be found at www.tsl-timing.com

Printed - 17:41 Friday, 26 July 2019

HSCC

SilverstoneClassic 26|27|28 JULY 2019

Silverstone Classic

Gallet Trophy for Pre '66 Grand Prix Cars (HGPCA)

RACE 8 - CLASSIFICATION

Sheet No:	Issue Time:

POS	NO	CL	PIC	NAME	ENTRY	LAPS	TIME	GAP	DIFF	MPH	BEST	ON
1	10	7b	1	Will NUTHALL	Cooper T53	8	21:32.497			81.56	2:26.953	6
2	18	7b	2	Sam WILSON	Lotus 18 372	8	21:34.926	2.429	2.429	81.41	2:26.179	8
3	79	12	1	Michael GANS	Cooper T79	8	21:37.675	5.178	2.749	81.23	2:27.448	8
4	1	7a	1	Miles GRIFFITHS	Lotus 16 368	8	21:40.657	8.160	2.982	81.05	2:28.054	6
5	22	12	2	Peter HORSMANN	Lotus 18/21	8	21:51.872	19.375	11.215	80.36	2:28.452	7
6	11	12	3	Jon FAIRLEY	Brabham BT11/19	8	21:52.090	19.593	0.218	80.34	2:29.253	7
7	3	12	4	Barry CANNELL	Brabham BT11A	8	21:53.095	20.598	1.005	80.28	2:27.794	7
8	12	7b	3	Rudi FRIEDRICHS	Cooper T53	8	21:58.840	26.343	5.745	79.93	2:31.693	7
9	94	12	5	Michael O'BRIEN	Brabham BT14	8	21:59.009	26.512	0.169	79.92	2:27.414	7
10	13	11	1	Joseph COLASACCO	Ferrari 1512	8	21:59.334	26.837	0.325	79.90	2:30.171	7
11	69	7b	4	Benn TILLEY	Lotus 18 373	8	22:08.648	36.151	9.314	79.34	2:31.417	8
12	27	7a	2	Tony WOOD	Maserati Tec Mec	8	22:14.157	41.660	5.509	79.01	2:32.919	8
13	133	11	2	Tim DE SILVA	Lotus 24 946	8	22:21.775	49.278	7.618	78.56	2:32.404	8
14	30	8	1	Julian BRONSON	Scarab Offenhauser	8	22:37.168	1:04.671	15.393	77.67	2:35.675	6
15	9	9	1	Mark DANIELL	Cooper T45	8	22:38.164	1:05.667	0.996	77.62	2:34.766	8
16	101	7b	5	Tom DARK	Cooper T51	8	22:42.611	1:10.114	4.447	77.36	2:32.613	6
17	127	9	2	Steve HART	Cooper T51	8	22:44.609	1:12.112	1.998	77.25	2:35.436	8
18	35	10	1	Richard TARLING	Assegai	8	22:45.269	1:12.772	0.660	77.21	2:35.414	8
19	25	6	1	Marino FRANCHITTI	Maserati 250F 2532	8	22:55.241	1:22.744	9.972	76.65	2:36.696	8
20	49	12	6	Andrew BEAUMONT	Lotus 18 915	8	23:03.114	1:30.617	7.873	76.22	2:35.520	7
21	14	11	3	Richard WILSON	Cooper T60	8	23:06.525	1:34.028	3.411	76.03	2:38.949	6
22	80	10	2	Nick TAYLOR	Lotus 18 914	8	23:10.576	1:38.079	4.051	75.81	2:39.921	7
23	28	8	2	Eddie MCGUIRE	Scarab Offenhauser	8	23:18.778	1:46.281	8.202	75.36	2:37.548	7
24	4	10	3	Greg THORNTON	LDS 03	8	23:21.026	1:48.529	2.248	75.24	2:38.153	8
25	32	10	4	Bernardo HARTOGS	Lotus 18/21 916	8	23:39.139	2:06.642	18.113	74.28	2:41.381	7
26	248	6	2	Klaus LEHR	Maserati 250F CM5	8	23:41.701	2:09.204	2.562	74.15	2:42.025	7
27	21	5	1	Ian NUTHALL	Alta F2	8	23:45.016	2:12.519	3.315	73.97	2:43.455	7
28	8	9	3	Tony DITHERIDGE	Cooper T45	8	23:54.481	2:21.984	9.465	73.49	2:42.282	8
29	7	12	7	Nick TOPLISS	Cooper T53 Lowline	8	23:55.065	2:22.568	0.584	73.46	2:44.645	8
30	96	11	4	Harindra DE SILVA	Scirocco BRM	8	23:57.402	2:24.905	2.337	73.34	2:42.258	8
31	19	5	2	Paul GRANT	Cooper Bristol Mk2 3/53	8	24:02.232	2:29.735	4.830	73.09	2:46.762	8
32	33	5	3	Chris PHILIPS	Cooper Bristol Mk2 6/53	8	24:21.156	2:48.659	18.924	72.14	2:50.863	8
33	45	9	4	Tania PILKINGTON	Cooper T43	7	21:38.561	1 Lap	1 Lap	71.03	2:52.370	7
34	75	5	4	Niamh WOOD	Cooper Bristol Mk1 8/52	7	21:55.593	1 Lap	17.032	70.11	2:53.904	5
35	23	5	5	Barry WOOD	Cooper Bristol Mk1 6/52	7	21:56.102	1 Lap	0.509	70.08	2:53.782	6
36	15	7b	6	Thomas MATZELBERGER	Cooper T45/51	7	21:58.604	1 Lap	2.502	69.95	2:51.209	6
37	24	7b	7	Ingo STROLZ	Cooper T51	7	22:05.385	1 Lap	6.781	69.59	2:53.685	7
38	132	12	8	Larry KINCH	Lotus 32 Tasman	7	22:19.497	1 Lap	14.112	68.86	2:54.812	7
39	17	6	3	Arnout KOK	Netuar Peugeot	7	23:31.520	1 Lap	1:12.023	65.35	3:04.849	3
40	111	6	4	Helmut GASSMANN	Connaught B4	7	24:20.695	1 Lap	49.175	63.15	3:04.113	7

NOT CLASSIFIED

DNF	66	11		Sid HOOLE	Cooper T66 F1	3	10:04.000	5 Laps	4 Laps	65.45	3:00.663	2
DNF	51	9		Rod JOLLEY	Cooper T43/51	2	7:07.298	6 Laps	1 Lap	61.67	4:01.879	1
DNF	60	7c		Elliott HANN	Cooper T41	2	7:20.372	6 Laps	13.074	59.84	3:13.468	2

FASTEST LAP

18	7b	Sam WILSON	Lotus 18 372	8	2:26.179	90.14 mph	145.07 kph
94	12	Michael O'BRIEN	Brabham BT14	7	2:27.414	89.39 mph	143.86 kph
1	7a	Miles GRIFFITHS	Lotus 16 368	6	2:28.054	89.00 mph	143.24 kph
13	11	Joseph COLASACCO	Ferrari 1512	7	2:30.171	87.75 mph	141.22 kph
9	9	Mark DANIELL	Cooper T45	8	2:34.766	85.14 mph	137.03 kph
35	10	Richard TARLING	Assegai	8	2:35.414	84.79 mph	136.45 kph

Silverstone GP
Circuit Length = 3.6604 miles
Start: 15:31 Flag 15:53 End: 15:56

Weather / Track : Sunny / Dry

These results are provisional until the conclusion of any judicial and technical matters.

Clerk Of Course :	Steward :	Timekeeper :

Silverstone Classic

Gallet Trophy for Pre '66 Grand Prix Cars (HGPCA)

RACE 8 - CLASSIFICATION

Sheet No:	Issue Time:

30	8	Julian BRONSON	Scarab Offenhauser	**6**	2:35.675	84.64 mph	136.22 kph
25	6	Marino FRANCHITTI	Maserati 250F 2532	**8**	2:36.696	84.09 mph	135.34 kph
21	5	Ian NUTHALL	Alta F2	**7**	2:43.455	80.62 mph	129.74 kph
60	7c	Elliott HANN	Cooper T41	**2**	3:13.468	68.11 mph	109.61 kph

Silverstone GP
Circuit Length = 3.6604 miles
Start: 15:31 Flag 15:53 End: 15:56

Weather / Track : Sunny / Dry

These results are provisional until the conclusion of any judicial and technical matters.

Clerk Of Course :	Steward :	Timekeeper :

Silverstone Classic

Gallet Trophy for Pre '66 Grand Prix Cars (HGPCA)

RACE 8 - LAP CHART

LAP 1		@ 15:35:40.748
NO	BEHIND	LAP TIME
11		3:56.107
10	0.066	3:56.173
13	0.517	3:56.624
1	0.525	3:56.632
18	0.846	3:56.953
3	1.108	3:57.215
79	1.235	3:57.342
22	1.607	3:57.714
12	1.895	3:58.002
69	2.183	3:58.290
101	2.464	3:58.571
27	2.509	3:58.616
28	2.942	3:59.049
49	3.160	3:59.267
133	3.489	3:59.596
14	3.604	3:59.711
9	3.792	3:59.899
127	4.164	4:00.271
66	4.396	4:00.503
80	4.772	4:00.879
30	5.194	4:01.301
4	5.387	4:01.494
35	5.435	4:01.542
51	5.772	4:01.879
25	5.861	4:01.968
8	6.504	4:02.611
96	6.661	4:02.768
15	7.532	4:03.639
7	7.674	4:03.781
248	7.919	4:04.026
21	8.380	4:04.487
132	8.469	4:04.576
19	8.833	4:04.940
33	8.861	4:04.968
32	9.190	4:05.297
45	9.564	4:05.671
24	10.299	4:06.406
60	10.797	4:06.904
23	11.220	4:07.327
75	11.356	4:07.463
94	11.579	4:07.686
111	43.864	4:39.971
17	44.352	4:40.459

LAP 2		@ 15:38:21.793
NO	BEHIND	LAP TIME
1		2:40.520
79	1.449	2:41.259
10	2.822	2:43.801
11	3.009	2:44.054
12	3.690	2:42.840
18	4.234	2:44.433
13	4.996	2:45.524
27	6.234	2:44.770
3	7.127	2:47.064
22	8.155	2:47.593
69	9.841	2:48.703
133	10.482	2:48.038
101	13.211	2:51.792
9	13.446	2:50.699
30	13.996	2:49.847
28	17.713	2:55.816
35	18.215	2:53.825
127	19.591	2:56.472
94	20.635	2:50.101
80	22.083	2:58.356
14	22.413	2:59.854
25	22.627	2:57.811
66	24.014	3:00.663
49	24.400	3:02.285
248	24.960	2:58.086
8	26.225	3:00.766
4	26.550	3:02.208
19	29.260	3:01.472
21	29.524	3:02.189
51	30.146	3:05.419 **P**
96	30.790	3:05.174
7	31.497	3:04.868
33	31.864	3:04.048
45	33.491	3:04.972
32	37.401	3:09.256
75	39.092	3:08.781
23	39.254	3:09.079
24	42.383	3:13.129
60	43.220	3:13.468
132	48.951	3:21.527
15	49.326	3:22.839
17	1:10.753	3:07.446
111	1:24.015	3:21.196

LAP 3		@ 15:40:52.623
NO	BEHIND	LAP TIME
1		2:30.830
10	3.529	2:31.537
79	4.366	2:33.747
18	4.993	2:31.589
11	7.487	2:35.308
12	8.826	2:35.966
13	9.469	2:35.303
27	12.026	2:36.622
22	12.316	2:34.991
3	12.672	2:36.375
69	17.564	2:38.553
133	18.366	2:38.714
101	22.704	2:40.323
94	22.921	2:33.116
9	23.183	2:40.567
30	24.721	2:41.555
127	29.479	2:40.718
35	29.777	2:42.392
25	36.744	2:44.947
80	37.462	2:46.209
14	38.420	2:46.837
28	40.557	2:53.674
49	40.896	2:47.326
248	43.013	2:48.883
4	43.326	2:47.606
8	49.414	2:54.019
21	49.671	2:50.977
19	51.855	2:53.425
7	53.755	2:53.088
96	54.275	2:54.315
33	54.759	2:53.725
32	54.874	2:48.303
66	56.018	3:02.834 **P**
45	57.341	2:54.680
23	1:07.193	2:58.769
75	1:08.105	2:59.843
24	1:11.370	2:59.817
15	1:18.528	3:00.032
132	1:20.039	3:01.918
17	1:44.772	3:04.849
111	2:15.246	3:22.061

LAP 4		@ 15:43:24.319
NO	BEHIND	LAP TIME
1		2:31.696
10	1.124	2:29.291
79	3.635	2:30.965
18	3.821	2:30.524
11	8.855	2:33.064
12	11.178	2:34.048
13	11.587	2:33.814
22	13.663	2:33.043
3	14.361	2:33.385
27	17.005	2:36.675
69	20.029	2:34.161
94	21.894	2:30.669
133	24.112	2:37.442
101	26.540	2:35.532
9	28.552	2:37.065
30	30.273	2:37.248
127	36.558	2:38.775
35	37.799	2:39.718
25	44.182	2:39.134
80	46.860	2:41.094
14	48.141	2:41.417
49	53.377	2:44.177
28	55.491	2:46.630
4	55.553	2:43.923
21	1:04.755	2:46.780
8	1:07.269	2:49.551
32	1:07.538	2:44.360
248	1:08.199	2:56.882
19	1:10.476	2:50.317
7	1:11.623	2:49.564
96	1:12.110	2:49.531
33	1:14.779	2:51.716
45	1:19.918	2:54.273
23	1:31.036	2:55.539
75	1:31.532	2:55.123
24	1:39.305	2:59.631
15	1:41.434	2:54.602
132	1:43.708	2:55.365
17	2:18.420	3:05.344

LAP 5		@ 15:45:52.426
NO	BEHIND	LAP TIME
1		2:28.107
10	0.748	2:27.731
18	4.436	2:28.722
79	5.796	2:30.268
11	12.751	2:32.003
12	15.803	2:32.732
22	16.903	2:31.347
13	17.407	2:33.927
3	17.884	2:31.630
27	22.802	2:33.904
94	23.659	2:29.872
69	24.923	2:33.001
133	31.840	2:35.835
101	32.665	2:34.232
9	37.364	2:36.919
30	38.995	2:36.829
111	1 Lap	3:23.619
127	46.194	2:37.743
35	47.148	2:37.456
25	54.335	2:38.260
14	59.774	2:39.740
80	1:01.014	2:42.261
49	1:04.798	2:39.528
28	1:11.532	2:44.148
4	1:11.604	2:44.158
21	1:23.208	2:46.560
248	1:25.868	2:45.776
32	1:26.167	2:46.736
8	1:28.023	2:48.861
19	1:30.458	2:48.089
7	1:31.308	2:47.792
96	1:32.061	2:48.058
33	1:38.195	2:51.523
45	1:45.015	2:53.204
75	1:57.329	2:53.904
23	1:59.587	2:56.658
24	2:07.202	2:56.004
15	2:07.451	2:54.124
132	2:18.895	3:03.294

Weather / Track : Sunny / Dry

Silverstone GP
Circuit Length = 3.6604 miles
Start: 15:31 Flag 15:53 End: 15:56

Silverstone Classic

Gallet Trophy for Pre '66 Grand Prix Cars (HGPCA)

RACE 8 - LAP CHART

LAP 6		@ 15:48:20.127
NO	BEHIND	LAP TIME
10		2:26.953
1	0.353	2:28.054
18	4.954	2:28.219
79	6.788	2:28.693
11	16.223	2:31.173
22	19.174	2:29.972
12	19.865	2:31.763
3	20.135	2:29.952
13	21.619	2:31.913
94	25.520	2:29.562
69	30.055	2:32.833
27	32.651	2:37.550
17	1 Lap	3:13.492
101	37.577	2:32.613
133	40.241	2:36.102
9	45.627	2:35.964
30	46.969	2:35.675
127	56.569	2:38.076
35	57.704	2:38.257
25	1:05.498	2:38.864
14	1:11.022	2:38.949
80	1:14.066	2:40.753
49	1:15.456	2:38.359
111	1 Lap	3:15.586
28	1:27.248	2:43.417
4	1:27.545	2:43.642
32	1:40.150	2:41.684
248	1:40.826	2:42.659
21	1:41.667	2:46.160
7	1:48.754	2:45.147
19	1:50.370	2:47.613
8	1:51.578	2:51.256
96	1:52.486	2:48.126
33	2:02.978	2:52.484
45	2:10.705	2:53.391
75	2:24.486	2:54.858
23	2:25.668	2:53.782

LAP 7		@ 15:50:49.205
NO	BEHIND	LAP TIME
10		2:29.078
15	1 Lap	2:51.209
18	4.183	2:28.307
79	5.663	2:27.953
24	1 Lap	2:56.713
1	7.337	2:36.062
11	16.398	2:29.253
22	18.548	2:28.452
3	18.851	2:27.794
132	1 Lap	2:58.005
12	22.480	2:31.693
13	22.712	2:30.171
94	23.856	2:27.414
69	32.667	2:31.690
27	36.674	2:33.101
133	44.807	2:33.644
101	46.820	2:38.321
30	55.711	2:37.820
9	58.834	2:42.285
127	1:04.609	2:37.118
35	1:05.291	2:36.665
25	1:13.981	2:37.561
17	1 Lap	3:13.016
49	1:21.898	2:35.520
14	1:22.172	2:40.228
80	1:24.909	2:39.921
28	1:35.718	2:37.548
4	1:38.309	2:39.842
32	1:52.453	2:41.381
248	1:53.773	2:42.025
21	1:56.044	2:43.455
7	2:05.856	2:46.180
8	2:07.635	2:45.135
96	2:10.580	2:47.172
19	2:10.906	2:49.614
111	1 Lap	3:14.149
33	2:25.729	2:51.829

LAP 8		@ 15:53:17.138
NO	BEHIND	LAP TIME
10		2:27.933
18	2.429	2:26.179
79	5.178	2:27.448
45	1 Lap	2:52.370
1	8.160	2:28.756
22	19.375	2:28.760
11	19.593	2:31.128
3	20.598	2:29.680
75	1 Lap	2:55.621
23	1 Lap	2:54.948
15	1 Lap	2:52.159
12	26.343	2:31.796
94	26.512	2:30.589
13	26.837	2:32.058
24	1 Lap	2:53.685
69	36.151	2:31.417
27	41.660	2:32.919
132	1 Lap	2:54.812
133	49.278	2:32.404
30	1:04.671	2:36.893
9	1:05.667	2:34.766
101	1:10.114	2:51.227
127	1:12.112	2:35.436
35	1:12.772	2:35.414
25	1:22.744	2:36.696
49	1:30.617	2:36.652
14	1:34.028	2:39.789
80	1:38.079	2:41.103
28	1:46.281	2:38.496
4	1:48.529	2:38.153
17	1 Lap	3:06.914
32	2:06.642	2:42.122
248	2:09.204	2:43.364
21	2:12.519	2:44.408
8	2:21.984	2:42.282
7	2:22.568	2:44.645
96	2:24.905	2:42.258
19	2:29.735	2:46.762
111	1 Lap	3:04.113
33	2:48.659	2:50.863

Weather / Track : Sunny / Dry

Silverstone GP
Circuit Length = 3.6604 miles
Start: 15:31 Flag 15:53 End: 15:56

Silverstone Classic

Gallet Trophy for Pre '66 Grand Prix Cars (HGPCA)

RACE 8 - SECTOR ANALYSIS

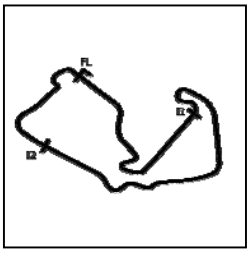

SECTOR 1 = FL to I1, SECTOR 2 = I1 to I2, SECTOR 3 = I2 to FL, DIFF = Difference To Personal Best Lap, P = Crossed Finish Line in Pit Lane, D = Time Disallowed

P1 10 7b Will NUTHALL — Cooper T53

IDEAL LAP TIME : 2:26.621 BEST LAP TIME : 2:26.953 DIFFERENCE : 0.332

LAP	SECTOR 1		SECTOR 2		SECTOR 3		LAP TIME	MPH	DIFF	TIME OF DAY
1 -				39.8	1:04.356	38.7	3:56.173	55.79	1:29.220	15:35:40.814
2 -	54.697	121.7	1:15.039	143.7	34.065	87.6	2:43.801	80.45	16.848	15:38:24.615
3 -	45.548	119.6	1:14.060	139.5	31.929	91.6	2:31.537	86.96	4.584	15:40:56.152
4 -	45.275	126.6	1:12.268	140.3	31.748	94.1	2:29.291	88.26	2.338	15:43:25.443
5 -	44.630	128.3	1:11.746	141.8	***31.355***	94.5	2:27.731 **(2)**	89.20	0.778	15:45:53.174
6 -	***44.380***	128.0	***1:10.886***	***145.8***	31.687	95.1	***2:26.953*** **(1)**	***89.67***		***15:48:20.127***
7 -	45.242	***130.8***	1:11.579	140.1	32.257	***96.4***	2:29.078	88.39	2.125	15:50:49.205
8 -	44.967	128.8	1:11.009	141.2	31.957	95.0	2:27.933 **(3)**	89.07	0.980	15:53:17.138

P2 18 7b Sam WILSON — Lotus 18 372

IDEAL LAP TIME : 2:25.859 BEST LAP TIME : 2:26.179 DIFFERENCE : 0.320

LAP	SECTOR 1		SECTOR 2		SECTOR 3		LAP TIME	MPH	DIFF	TIME OF DAY
1 -				42.6	1:03.526	38.9	3:56.953	55.61	1:30.774	15:35:41.594
2 -	55.604	123.1	1:16.028	140.6	32.801	93.2	2:44.433	80.14	18.254	15:38:26.027
3 -	46.485	133.4	1:13.429	143.0	31.675	93.4	2:31.589	86.93	5.410	15:40:57.616
4 -	45.590	131.5	1:13.017	***146.8***	31.917	***94.1***	2:30.524	87.54	4.345	15:43:28.140
5 -	45.742	***135.0***	1:11.734	142.4	***31.246***	93.4	2:28.722	88.60	2.543	15:45:56.862
6 -	45.460	***135.0***	1:11.039	140.1	31.720	92.4	2:28.219 **(2)**	88.90	2.040	15:48:25.081
7 -	45.381	132.3	1:10.989	139.5	31.937	93.2	2:28.307 **(3)**	88.85	2.128	15:50:53.388
8 -	***44.650***	130.3	***1:09.963***	138.6	31.566	92.6	***2:26.179*** **(1)**	***90.14***		***15:53:19.567***

P3 79 12 Michael GANS — Cooper T79

IDEAL LAP TIME : 2:27.161 BEST LAP TIME : 2:27.448 DIFFERENCE : 0.287

LAP	SECTOR 1		SECTOR 2		SECTOR 3		LAP TIME	MPH	DIFF	TIME OF DAY
1 -				37.7	1:02.873	39.2	3:57.342	55.52	1:29.894	15:35:41.983
2 -	53.455	122.9	1:15.464	140.1	32.340	90.3	2:41.259	81.71	13.811	15:38:23.242
3 -	46.357	117.7	1:14.684	133.6	32.706	90.1	2:33.747	85.71	6.299	15:40:56.989
4 -	46.796	125.6	1:12.058	***143.0***	32.111	91.0	2:30.965	87.29	3.517	15:43:27.954
5 -	46.389	128.8	1:11.748	142.4	32.131	89.9	2:30.268	87.69	2.820	15:45:58.222
6 -	45.732	125.6	1:11.723	140.9	***31.238***	91.9	2:28.693 **(3)**	88.62	1.245	15:48:26.915
7 -	45.112	***132.8***	***1:11.299***	140.6	31.542	92.1	2:27.953 **(2)**	89.06	0.505	15:50:54.868
8 -	***44.624***	126.6	1:11.509	139.8	31.315	***92.4***	***2:27.448*** **(1)**	***89.37***		***15:53:22.316***

P4 1 7a Miles GRIFFITHS — Lotus 16 368

IDEAL LAP TIME : 2:26.597 BEST LAP TIME : 2:28.054 DIFFERENCE : 1.457

LAP	SECTOR 1		SECTOR 2		SECTOR 3		LAP TIME	MPH	DIFF	TIME OF DAY
1 -				40.8	1:04.228	37.3	3:56.632	55.68	1:28.578	15:35:41.273
2 -	53.544	127.8	1:14.431	139.2	32.545	88.4	2:40.520	82.09	12.466	15:38:21.793
3 -	45.681	132.3	1:13.097	138.9	32.052	90.4	2:30.830	87.36	2.776	15:40:52.623
4 -	45.195	133.1	1:14.527	139.8	31.974	91.9	2:31.696	86.86	3.642	15:43:24.319
5 -	44.819	131.0	1:11.734	140.6	31.554	93.7	2:28.107 **(2)**	88.97	0.053	15:45:52.426
6 -	44.770	133.9	1:11.041	139.2	32.243	***96.4***	***2:28.054*** **(1)**	***89.00***		***15:48:20.480***
7 -	53.490	***135.2***	***1:10.470***	***141.5***	32.102	93.2	2:36.062	84.43	8.008	15:50:56.542
8 -	***44.664***	133.4	1:12.629	140.9	***31.463***	94.5	2:28.756 **(3)**	88.58	0.702	15:53:25.298

Weather / Track : Sunny / Dry

Silverstone GP
Circuit Length = 3.6604 miles
Start: 15:31 Flag 15:53 End: 15:56

Silverstone Classic

Gallet Trophy for Pre '66 Grand Prix Cars (HGPCA)

RACE 8 - SECTOR ANALYSIS

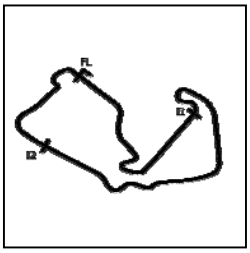

SECTOR 1 = FL to I1, SECTOR 2 = I1 to I2, SECTOR 3 = I2 to FL, DIFF = Difference To Personal Best Lap, P = Crossed Finish Line in Pit Lane, D = Time Disallowed

P5 22 12 Peter HORSMANN — Lotus 18/21

IDEAL LAP TIME : 2:28.290 BEST LAP TIME : 2:28.452 DIFFERENCE : 0.162

LAP	SECTOR 1		SECTOR 2		SECTOR 3		LAP TIME	MPH	DIFF	TIME OF DAY
1 -				37.5	1:03.400	36.3	3:57.714	55.43	1:29.262	15:35:42.355
2 -	56.542	119.8	1:16.970	142.4	34.081	91.6	2:47.593	78.62	19.141	15:38:29.948
3 -	46.592	126.3	1:14.682	144.3	33.717	92.6	2:34.991	85.02	6.539	15:41:04.939
4 -	47.014	131.8	1:13.117	143.7	32.912	94.3	2:33.043	86.10	4.591	15:43:37.982
5 -	45.968	133.6	1:12.242	***146.5***	33.137	95.7	2:31.347	87.07	2.895	15:46:09.329
6 -	45.157	132.6	1:12.277	145.5	32.538	96.2	2:29.972 **(3)**	87.86	1.520	15:48:39.301
7 -	44.893	***137.7***	***1:11.112***	145.2	***32.447***	94.1	***2:28.452*** **(1)**	***88.76***		***15:51:07.753***
8 -	***44.731***	***137.7***	1:11.276	***146.5***	32.753	***96.9***	2:28.760 **(2)**	88.58	0.308	15:53:36.513

P6 11 12 Jon FAIRLEY — Brabham BT11/19

IDEAL LAP TIME : 2:28.015 BEST LAP TIME : 2:29.253 DIFFERENCE : 1.238

LAP	SECTOR 1		SECTOR 2		SECTOR 3		LAP TIME	MPH	DIFF	TIME OF DAY
1 -				40.2	1:04.339	38.5	3:56.107	55.81	1:26.854	15:35:40.748
2 -	53.979	118.5	1:15.774	139.2	34.301	89.9	2:44.054	80.32	14.801	15:38:24.802
3 -	48.025	133.1	1:14.237	140.6	33.046	96.0	2:35.308	84.84	6.055	15:41:00.110
4 -	46.508	131.0	1:13.371	140.6	33.185	93.5	2:33.064	86.09	3.811	15:43:33.174
5 -	46.071	129.8	1:13.589	140.6	32.343	***98.2***	2:32.003	86.69	2.750	15:46:05.177
6 -	45.532	132.6	1:13.726	140.3	***31.915***	96.5	2:31.173 **(3)**	87.17	1.920	15:48:36.350
7 -	45.742	***134.7***	***1:11.200***	***140.9***	32.311	97.6	***2:29.253*** **(1)**	***88.29***		***15:51:05.603***
8 -	***44.900***	134.4	1:13.006	140.1	33.222	96.2	2:31.128 **(2)**	87.19	1.875	15:53:36.731

P7 3 12 Barry CANNELL — Brabham BT11A

IDEAL LAP TIME : 2:27.459 BEST LAP TIME : 2:27.794 DIFFERENCE : 0.335

LAP	SECTOR 1		SECTOR 2		SECTOR 3		LAP TIME	MPH	DIFF	TIME OF DAY
1 -				39.6	1:03.613	36.7	3:57.215	55.55	1:29.421	15:35:41.856
2 -	56.351	120.2	1:16.585	135.5	34.128	84.0	2:47.064	78.87	19.270	15:38:28.920
3 -	47.340	128.5	1:14.847	140.6	34.188	91.8	2:36.375	84.27	8.581	15:41:05.295
4 -	47.861	132.3	1:12.704	139.8	32.820	92.3	2:33.385	85.91	5.591	15:43:38.680
5 -	45.645	129.8	1:13.705	142.7	32.280	93.8	2:31.630	86.90	3.836	15:46:10.310
6 -	46.366	133.1	1:11.705	***144.9***	31.881	***96.6***	2:29.952 **(3)**	87.88	2.158	15:48:40.262
7 -	44.940	***134.7***	***1:11.199***	***144.9***	***31.655***	93.8	***2:27.794*** **(1)**	***89.16***		***15:51:08.056***
8 -	***44.605***	134.4	1:11.883	143.7	33.192	91.4	2:29.680 **(2)**	88.03	1.886	15:53:37.736

P8 12 7b Rudi FRIEDRICHS — Cooper T53

IDEAL LAP TIME : 2:30.775 BEST LAP TIME : 2:31.693 DIFFERENCE : 0.918

LAP	SECTOR 1		SECTOR 2		SECTOR 3		LAP TIME	MPH	DIFF	TIME OF DAY
1 -				37.7	1:02.841	37.8	3:58.002	55.36	1:26.309	15:35:42.643
2 -	53.866	121.5	1:15.444	139.2	33.530	89.0	2:42.840	80.92	11.147	15:38:25.483
3 -	47.593	125.2	1:14.629	137.7	33.744	92.5	2:35.966	84.49	4.273	15:41:01.449
4 -	46.619	124.7	1:13.817	140.9	33.612	93.7	2:34.048	85.54	2.355	15:43:35.497
5 -	46.313	120.9	1:13.574	140.1	32.845	94.7	2:32.732	86.28	1.039	15:46:08.229
6 -	***45.728***	124.7	1:13.477	***144.9***	***32.558***	95.1	2:31.763 **(2)**	86.83	0.070	15:48:39.992
7 -	46.143	125.6	***1:12.489***	141.2	33.061	***95.5***	***2:31.693*** **(1)**	***86.87***		***15:51:11.685***
8 -	45.794	***125.9***	1:13.270	141.2	32.732	90.4	2:31.796 **(3)**	86.81	0.103	15:53:43.481

Weather / Track : Sunny / Dry

Silverstone GP
Circuit Length = 3.6604 miles
Start: 15:31 Flag 15:53 End: 15:56

Silverstone Classic

Gallet Trophy for Pre '66 Grand Prix Cars (HGPCA)

RACE 8 - SECTOR ANALYSIS

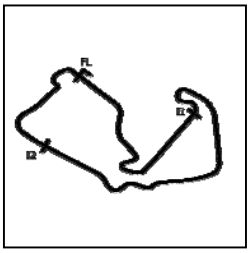

SECTOR 1 = FL to I1, SECTOR 2 = I1 to I2, SECTOR 3 = I2 to FL, DIFF = Difference To Personal Best Lap, P = Crossed Finish Line in Pit Lane, D = Time Disallowed

P9 94 12 Michael O'BRIEN — Brabham BT14

IDEAL LAP TIME : 2:27.414 BEST LAP TIME : 2:27.414 DIFFERENCE : 0.000

LAP	SECTOR 1		SECTOR 2		SECTOR 3		LAP TIME		MPH	DIFF	TIME OF DAY
1 -		89.7	1:32.549	56.5	52.212	69.3	4:07.686		53.20	1:40.272	15:35:52.327
2 -	53.702	110.0	1:21.572	131.8	34.827	89.3	2:50.101		77.47	22.687	15:38:42.428
3 -	46.982	124.9	1:13.161	***134.2***	32.973	88.8	2:33.116		86.06	5.702	15:41:15.544
4 -	46.785	124.2	1:12.040	132.1	31.844	92.6	2:30.669		87.46	3.255	15:43:46.213
5 -	45.895	125.2	1:12.328	132.8	31.649	91.1	2:29.872	**(3)**	87.92	2.458	15:46:16.085
6 -	46.860	125.6	1:11.437	131.5	31.265	93.4	2:29.562	**(2)**	88.10	2.148	15:48:45.647
7 -	***45.463***	113.9	***1:10.830***	132.8	***31.121***	***94.2***	***2:27.414***	**(1)**	***89.39***		***15:51:13.061***
8 -	45.733	***129.3***	1:12.786	***134.2***	32.070	91.9	2:30.589		87.50	3.175	15:53:43.650

P10 13 11 Joseph COLASACCO — Ferrari 1512

IDEAL LAP TIME : 2:29.333 BEST LAP TIME : 2:30.171 DIFFERENCE : 0.838

LAP	SECTOR 1		SECTOR 2		SECTOR 3		LAP TIME		MPH	DIFF	TIME OF DAY
1 -				43.3	1:04.178	39.1	3:56.624		55.69	1:26.453	15:35:41.265
2 -	55.208	114.7	1:16.598	132.1	33.718	91.0	2:45.524		79.61	15.353	15:38:26.789
3 -	47.148	124.2	1:14.531	133.6	33.624	92.3	2:35.303		84.85	5.132	15:41:02.092
4 -	46.679	115.3	1:14.132	130.5	33.003	92.5	2:33.814		85.67	3.643	15:43:35.906
5 -	46.494	119.4	1:13.628	136.6	33.805	93.5	2:33.927		85.61	3.756	15:46:09.833
6 -	46.131	124.2	1:13.625	136.9	***32.157***	***96.1***	2:31.913	**(2)**	86.74	1.742	15:48:41.746
7 -	***45.279***	126.8	***1:11.897***	130.0	32.995	***96.1***	***2:30.171***	**(1)**	***87.75***		***15:51:11.917***
8 -	46.297	***130.0***	1:13.112	***137.5***	32.649	94.7	2:32.058	**(3)**	86.66	1.887	15:53:43.975

P11 69 7b Benn TILLEY — Lotus 18 373

IDEAL LAP TIME : 2:31.240 BEST LAP TIME : 2:31.417 DIFFERENCE : 0.177

LAP	SECTOR 1		SECTOR 2		SECTOR 3		LAP TIME		MPH	DIFF	TIME OF DAY
1 -				38.6	1:02.791	36.7	3:58.290		55.30	1:26.873	15:35:42.931
2 -	56.776	114.5	1:17.895	129.5	34.032	88.5	2:48.703		78.11	17.286	15:38:31.634
3 -	49.218	118.5	1:15.545	130.8	33.790	88.4	2:38.553		83.11	7.136	15:41:10.187
4 -	47.110	118.5	1:13.900	132.6	33.151	90.5	2:34.161		85.48	2.744	15:43:44.348
5 -	46.474	***119.1***	1:13.544	***133.9***	32.983	92.0	2:33.001		86.12	1.584	15:46:17.349
6 -	46.614	108.7	1:13.622	131.3	32.597	91.6	2:32.833	**(3)**	86.22	1.416	15:48:50.182
7 -	45.942	***119.1***	***1:13.171***	131.8	32.577	***92.1***	2:31.690	**(2)**	86.87	0.273	15:51:21.872
8 -	***45.808***	115.5	1:13.348	131.5	***32.261***	91.3	***2:31.417***	**(1)**	***87.02***		***15:53:53.289***

P12 27 7a Tony WOOD — Maserati Tec Mec

IDEAL LAP TIME : 2:32.501 BEST LAP TIME : 2:32.919 DIFFERENCE : 0.418

LAP	SECTOR 1		SECTOR 2		SECTOR 3		LAP TIME		MPH	DIFF	TIME OF DAY
1 -				38.5	1:02.100	39.4	3:58.616		55.22	1:25.697	15:35:43.257
2 -	54.017	120.2	1:16.515	137.7	34.238	90.4	2:44.770		79.97	11.851	15:38:28.027
3 -	47.398	124.7	1:15.243	137.7	33.981	90.3	2:36.622		84.13	3.703	15:41:04.649
4 -	48.714	121.1	1:14.455	138.0	33.506	89.0	2:36.675		84.10	3.756	15:43:41.324
5 -	46.816	128.5	1:14.137	***138.9***	32.951	91.3	2:33.904	**(3)**	85.62	0.985	15:46:15.228
6 -	48.434	118.7	1:14.680	137.7	34.436	86.0	2:37.550		83.64	4.631	15:48:52.778
7 -	***46.309***	***130.0***	1:14.015	137.5	32.777	***91.9***	2:33.101	**(2)**	86.07	0.182	15:51:25.879
8 -	46.727	129.0	***1:13.478***	137.7	***32.714***	91.8	***2:32.919***	**(1)**	***86.17***		***15:53:58.798***

Weather / Track : Sunny / Dry

Silverstone GP
Circuit Length = 3.6604 miles
Start: 15:31 Flag 15:53 End: 15:56

Silverstone Classic

Gallet Trophy for Pre '66 Grand Prix Cars (HGPCA)

RACE 8 - SECTOR ANALYSIS

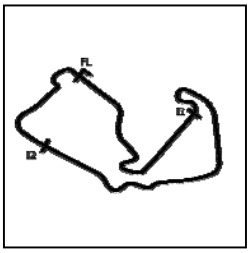

SECTOR 1 = FL to I1, SECTOR 2 = I1 to I2, SECTOR 3 = I2 to FL, DIFF = Difference To Personal Best Lap, P = Crossed Finish Line in Pit Lane, D = Time Disallowed

P13 133 11 Tim DE SILVA — Lotus 24 946

IDEAL LAP TIME : 2:32.201 BEST LAP TIME : 2:32.404 DIFFERENCE : 0.203

LAP	SECTOR 1		SECTOR 2		SECTOR 3		LAP TIME	MPH	DIFF	TIME OF DAY
1 -				38.5	1:01.785	38.2	3:59.596	54.99	1:27.192	15:35:44.237
2 -	55.052	118.9	1:18.662	124.5	34.324	88.0	2:48.038	78.42	15.634	15:38:32.275
3 -	48.948	119.4	1:16.668	***125.9***	33.098	90.9	2:38.714	83.02	6.310	15:41:10.989
4 -	47.704	***121.5***	1:17.462	***125.9***	32.276	92.5	2:37.442	83.69	5.038	15:43:48.431
5 -	46.741	119.8	1:15.413	125.4	33.681	90.5	2:35.835 **(3)**	84.56	3.431	15:46:24.266
6 -	49.199	120.0	1:14.714	124.9	32.189	92.3	2:36.102	84.41	3.698	15:49:00.368
7 -	46.777	119.4	1:14.885	124.7	***31.982***	***92.8***	2:33.644 **(2)**	85.76	1.240	15:51:34.012
8 -	***46.156***	118.9	***1:14.063***	125.2	32.185	91.3	***2:32.404*** **(1)**	***86.46***		***15:54:06.416***

P14 30 8 Julian BRONSON — Scarab Offenhauser

IDEAL LAP TIME : 2:35.215 BEST LAP TIME : 2:35.675 DIFFERENCE : 0.460

LAP	SECTOR 1		SECTOR 2		SECTOR 3		LAP TIME	MPH	DIFF	TIME OF DAY
1 -				38.8	1:01.157	35.9	4:01.301	54.61	1:25.626	15:35:45.942
2 -	58.159	111.8	1:17.507	129.5	34.181	89.0	2:49.847	77.58	14.172	15:38:35.789
3 -	49.308	110.3	1:16.891	126.6	35.356	84.8	2:41.555	81.56	5.880	15:41:17.344
4 -	47.108	114.5	1:16.067	132.3	34.073	90.5	2:37.248	83.80	1.573	15:43:54.592
5 -	***46.815***	121.5	1:15.324	133.1	34.690	85.2	2:36.829 **(2)**	84.02	1.154	15:46:31.421
6 -	47.275	113.7	***1:14.738***	131.3	***33.662***	***92.0***	***2:35.675*** **(1)**	***84.64***		***15:49:07.096***
7 -	47.486	***123.8***	1:16.031	132.1	34.303	91.1	2:37.820	83.49	2.145	15:51:44.916
8 -	47.643	119.4	1:15.277	***134.2***	33.973	***92.0***	2:36.893 **(3)**	83.99	1.218	15:54:21.809

P15 9 9 Mark DANIELL — Cooper T45

IDEAL LAP TIME : 2:34.673 BEST LAP TIME : 2:34.766 DIFFERENCE : 0.093

LAP	SECTOR 1		SECTOR 2		SECTOR 3		LAP TIME	MPH	DIFF	TIME OF DAY
1 -				37.7	1:01.418	38.5	3:59.899	54.93	1:25.133	15:35:44.540
2 -	57.092	109.4	1:19.096	133.1	34.511	85.0	2:50.699	77.19	15.933	15:38:35.239
3 -	49.151	107.7	1:17.100	134.2	34.316	84.6	2:40.567	82.07	5.801	15:41:15.806
4 -	48.378	121.5	1:14.816	135.2	33.871	90.4	2:37.065	83.90	2.299	15:43:52.871
5 -	***47.496***	***126.1***	1:14.867	133.4	34.556	86.1	2:36.919 **(3)**	83.97	2.153	15:46:29.790
6 -	47.540	***126.1***	1:15.097	134.2	33.327	90.8	2:35.964 **(2)**	84.49	1.198	15:49:05.754
7 -	54.027	119.1	1:15.083	134.7	33.175	***91.9***	2:42.285	81.20	7.519	15:51:48.039
8 -	47.589	124.7	***1:14.049***	***136.1***	***33.128***	90.5	***2:34.766*** **(1)**	***85.14***		***15:54:22.805***

P16 101 7b Tom DARK — Cooper T51

IDEAL LAP TIME : 2:31.066 BEST LAP TIME : 2:32.613 DIFFERENCE : 1.547

LAP	SECTOR 1		SECTOR 2		SECTOR 3		LAP TIME	MPH	DIFF	TIME OF DAY
1 -				37.6	1:02.191	37.6	3:58.571	55.23	1:25.958	15:35:43.212
2 -	57.839	120.2	1:18.818	135.8	35.135	82.1	2:51.792	76.70	19.179	15:38:35.004
3 -	49.465	121.5	1:16.452	136.9	34.406	85.1	2:40.323	82.19	7.710	15:41:15.327
4 -	47.687	128.8	1:14.464	***140.6***	33.381	88.8	2:35.532 **(3)**	84.72	2.919	15:43:50.859
5 -	46.377	132.1	1:13.343	138.0	34.512	91.0	2:34.232 **(2)**	85.44	1.619	15:46:25.091
6 -	46.402	131.3	***1:13.216***	138.9	32.995	87.1	***2:32.613*** **(1)**	***86.34***		***15:48:57.704***
7 -	***45.647***	***132.6***	1:20.471	139.2	***32.203***	***92.8***	2:38.321	83.23	5.708	15:51:36.025
8 -	1:03.207	121.1	1:15.232	138.0	32.788	88.5	2:51.227	76.96	18.614	15:54:27.252

Weather / Track : Sunny / Dry

Silverstone GP
Circuit Length = 3.6604 miles
Start: 15:31 Flag 15:53 End: 15:56

Silverstone Classic

Gallet Trophy for Pre '66 Grand Prix Cars (HGPCA)

RACE 8 - SECTOR ANALYSIS

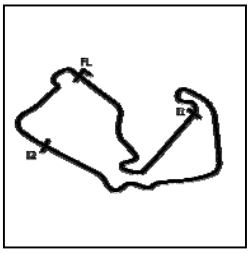

SECTOR 1 = FL to I1, SECTOR 2 = I1 to I2, SECTOR 3 = I2 to FL, DIFF = Difference To Personal Best Lap, P = Crossed Finish Line in Pit Lane, D = Time Disallowed

P17 127 9 Steve HART — Cooper T51

IDEAL LAP TIME : 2:35.436 BEST LAP TIME : 2:35.436 DIFFERENCE : 0.000

LAP	SECTOR 1		SECTOR 2		SECTOR 3		LAP TIME	MPH	DIFF	TIME OF DAY
1 -				39.0	1:00.450	38.4	4:00.271	54.84	1:24.835	15:35:44.912
2 -	59.967	116.7	1:20.681	132.8	35.824	80.3	2:56.472	74.67	21.036	15:38:41.384
3 -	49.159	***127.3***	1:17.205	134.4	34.354	86.0	2:40.718	81.99	5.282	15:41:22.102
4 -	48.388	125.6	1:16.066	134.7	34.321	84.0	2:38.775	82.99	3.339	15:44:00.877
5 -	47.780	127.0	1:15.678	133.9	34.285	86.4	2:37.743 **(3)**	83.53	2.307	15:46:38.620
6 -	48.726	122.0	1:15.735	134.7	33.615	90.5	2:38.076	83.36	2.640	15:49:16.696
7 -	47.211	126.8	1:16.212	***135.2***	33.695	91.5	2:37.118 **(2)**	83.87	1.682	15:51:53.814
8 -	***46.989***	***127.3***	***1:15.237***	134.4	***33.210***	***91.9***	***2:35.436*** **(1)**	***84.77***		***15:54:29.250***

P18 35 10 Richard TARLING — Assegai

IDEAL LAP TIME : 2:35.078 BEST LAP TIME : 2:35.414 DIFFERENCE : 0.336

LAP	SECTOR 1		SECTOR 2		SECTOR 3		LAP TIME	MPH	DIFF	TIME OF DAY
1 -				39.2	1:00.790	36.8	4:01.542	54.55	1:26.128	15:35:46.183
2 -	58.220	111.6	1:21.056	118.7	34.549	84.6	2:53.825	75.81	18.411	15:38:40.008
3 -	49.665	114.1	1:18.204	117.5	34.523	84.4	2:42.392	81.14	6.978	15:41:22.400
4 -	49.316	114.7	1:17.029	118.5	33.373	86.1	2:39.718	82.50	4.304	15:44:02.118
5 -	48.348	114.5	1:16.008	118.5	33.100	87.1	2:37.456 **(3)**	83.69	2.042	15:46:39.574
6 -	48.644	113.5	1:16.775	118.7	32.838	87.8	2:38.257	83.26	2.843	15:49:17.831
7 -	***47.547***	***115.7***	1:16.383	118.7	32.735	88.0	2:36.665 **(2)**	84.11	1.251	15:51:54.496
8 -	47.883	114.9	***1:15.093***	***118.9***	***32.438***	***88.4***	***2:35.414*** **(1)**	***84.79***		***15:54:29.910***

P19 25 6 Marino FRANCHITTI — Maserati 250F 2532

IDEAL LAP TIME : 2:36.450 BEST LAP TIME : 2:36.696 DIFFERENCE : 0.246

LAP	SECTOR 1		SECTOR 2		SECTOR 3		LAP TIME	MPH	DIFF	TIME OF DAY
1 -		66.8				40.5	4:01.968	54.46	1:25.272	15:35:46.609
2 -	58.954	100.9	1:22.407		36.450	79.1	2:57.811	74.11	21.115	15:38:44.420
3 -	51.309	113.7	1:18.699		34.939	86.5	2:44.947	79.89	8.251	15:41:29.367
4 -	48.359	118.9				87.4	2:39.134	82.80	2.438	15:44:08.501
5 -	47.692	125.9	1:16.420	131.3	34.148	89.3	2:38.260 **(3)**	83.26	1.564	15:46:46.761
6 -	47.768	124.2	1:17.174		***33.922***		2:38.864	82.95	2.168	15:49:25.625
7 -	47.473	***126.8***	1:15.853	129.0	34.235	***89.8***	2:37.561 **(2)**	83.63	0.865	15:52:03.186
8 -	***47.378***	120.9	***1:15.150***	***132.6***	34.168	89.5	***2:36.696*** **(1)**	***84.09***		***15:54:39.882***

P20 49 12 Andrew BEAUMONT — Lotus 18 915

IDEAL LAP TIME : 2:34.233 BEST LAP TIME : 2:35.520 DIFFERENCE : 1.287

LAP	SECTOR 1		SECTOR 2		SECTOR 3		LAP TIME	MPH	DIFF	TIME OF DAY
1 -				36.4	1:02.109	36.2	3:59.267	55.07	1:23.747	15:35:43.908
2 -	1:00.826	101.0	1:25.155	125.2	36.304	81.2	3:02.285	72.29	26.765	15:38:46.193
3 -	51.114	113.1	1:20.447	123.8	35.765	84.9	2:47.326	78.75	11.806	15:41:33.519
4 -	50.056	120.6	1:19.147	132.8	34.974	84.3	2:44.177	80.26	8.657	15:44:17.696
5 -	48.237	122.9	1:16.968	134.2	34.323	83.3	2:39.528	82.60	4.008	15:46:57.224
6 -	48.184	117.7	1:16.744	131.8	***33.431***	***90.9***	2:38.359 **(3)**	83.21	2.839	15:49:35.583
7 -	***46.765***	***125.6***	***1:14.037***	133.1	34.718	88.0	***2:35.520*** **(1)**	***84.73***		***15:52:11.103***
8 -	47.859	124.2	1:14.915	***135.5***	33.878	85.1	2:36.652 **(2)**	84.12	1.132	15:54:47.755

Weather / Track : Sunny / Dry

Silverstone GP
Circuit Length = 3.6604 miles
Start: 15:31 Flag 15:53 End: 15:56

Silverstone Classic

Gallet Trophy for Pre '66 Grand Prix Cars (HGPCA)

RACE 8 - SECTOR ANALYSIS

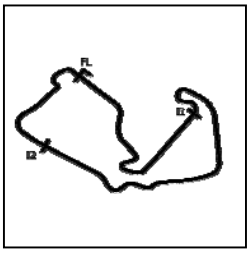

SECTOR 1 = FL to I1, SECTOR 2 = I1 to I2, SECTOR 3 = I2 to FL, DIFF = Difference To Personal Best Lap, P = Crossed Finish Line in Pit Lane, D = Time Disallowed

P21 14 11 Richard WILSON — Cooper T60

IDEAL LAP TIME : 2:37.725 BEST LAP TIME : 2:38.949 DIFFERENCE : 1.224

LAP	SECTOR 1		SECTOR 2		SECTOR 3		LAP TIME	MPH	DIFF	TIME OF DAY
1 -				36.8	1:01.290	39.0	3:59.711	54.97	1:20.762	15:35:44.352
2 -	59.466	113.7	1:22.328	121.3	38.060	74.1	2:59.854	73.26	20.905	15:38:44.206
3 -	52.821	113.1	1:19.509	***125.4***	34.507	86.8	2:46.837	78.98	7.888	15:41:31.043
4 -	49.053	113.9	1:18.495	124.5	33.869	***89.8***	2:41.417	81.63	2.468	15:44:12.460
5 -	***48.075***	***118.5***	1:17.991	125.2	33.674	87.1	2:39.740 **(2)**	82.49	0.791	15:46:52.200
6 -	48.629	112.7	1:16.894	125.2	33.426	89.7	***2:38.949*** **(1)**	***82.90***		***15:49:31.149***
7 -	48.315	114.3	***1:16.499***	***125.4***	35.414	84.7	2:40.228	82.24	1.279	15:52:11.377
8 -	48.803	118.3	1:17.835	118.9	***33.151***	89.7	2:39.789 **(3)**	82.46	0.840	15:54:51.166

P22 80 10 Nick TAYLOR — Lotus 18 914

IDEAL LAP TIME : 2:39.833 BEST LAP TIME : 2:39.921 DIFFERENCE : 0.088

LAP	SECTOR 1		SECTOR 2		SECTOR 3		LAP TIME	MPH	DIFF	TIME OF DAY
1 -				37.6	1:00.479	39.0	4:00.879	54.70	1:20.958	15:35:45.520
2 -	57.925	107.3	1:24.084	124.2	36.347	78.4	2:58.356	73.88	18.435	15:38:43.876
3 -	51.420	115.7	1:20.257	***125.4***	34.532	84.2	2:46.209	79.28	6.288	15:41:30.085
4 -	48.780	114.5	1:18.299	124.5	34.015	86.0	2:41.094 **(3)**	81.80	1.173	15:44:11.179
5 -	48.552	119.8	1:19.260	122.9	34.449	85.0	2:42.261	81.21	2.340	15:46:53.440
6 -	48.341	117.9	1:18.591	123.3	33.821	***87.8***	2:40.753 **(2)**	81.97	0.832	15:49:34.193
7 -	***48.321***	116.1	***1:17.827***	124.9	33.773	87.4	***2:39.921*** **(1)**	***82.40***		***15:52:14.114***
8 -	49.011	***120.4***	1:18.407	124.7	***33.685***	86.7	2:41.103	81.79	1.182	15:54:55.217

P23 28 8 Eddie MCGUIRE — Scarab Offenhauser

IDEAL LAP TIME : 2:37.438 BEST LAP TIME : 2:37.548 DIFFERENCE : 0.110

LAP	SECTOR 1		SECTOR 2		SECTOR 3		LAP TIME	MPH	DIFF	TIME OF DAY
1 -				36.3	1:01.371	38.9	3:59.049	55.12	1:21.501	15:35:43.690
2 -	59.261	109.2	1:20.921	134.2	35.634	78.3	2:55.816	74.95	18.268	15:38:39.506
3 -	57.046	113.5	1:19.808	132.8	36.820	78.1	2:53.674	75.87	16.126	15:41:33.180
4 -	51.403	120.6	1:18.999	***136.9***	36.228	77.6	2:46.630	79.08	9.082	15:44:19.810
5 -	50.796	127.8	1:17.968	135.5	35.384	80.0	2:44.148	80.27	6.600	15:47:03.958
6 -	50.887	123.3	1:18.183	136.1	34.347	83.9	2:43.417 **(3)**	80.63	5.869	15:49:47.375
7 -	48.037	***128.5***	***1:15.444***	136.3	***34.067***	86.7	***2:37.548*** **(1)**	***83.64***		***15:52:24.923***
8 -	***47.927***	128.0	1:16.401	135.5	34.168	***87.8***	2:38.496 **(2)**	83.14	0.948	15:55:03.419

P24 4 10 Greg THORNTON — LDS 03

IDEAL LAP TIME : 2:37.830 BEST LAP TIME : 2:38.153 DIFFERENCE : 0.323

LAP	SECTOR 1		SECTOR 2		SECTOR 3		LAP TIME	MPH	DIFF	TIME OF DAY
1 -			1:44.755	38.2	1:00.529	39.3	4:01.494	54.56	1:23.341	15:35:46.135
2 -	1:00.013	97.2	1:25.119	115.3	37.076	79.8	3:02.208	72.32	24.055	15:38:48.343
3 -	51.401	112.7	1:21.307	118.9	34.898	83.5	2:47.606	78.62	9.453	15:41:35.949
4 -	50.693	112.5	1:18.062	***119.6***	35.168	80.7	2:43.923	80.39	5.770	15:44:19.872
5 -	50.739	113.1	1:18.530	117.7	34.889	80.7	2:44.158	80.27	6.005	15:47:04.030
6 -	51.138	111.1	1:18.928	117.3	33.576	***85.9***	2:43.642 **(3)**	80.52	5.489	15:49:47.672
7 -	48.780	***116.1***	***1:16.291***	115.3	34.771	85.8	2:39.842 **(2)**	82.44	1.689	15:52:27.514
8 -	***48.689***	113.3	1:16.614	116.7	***32.850***	85.0	***2:38.153*** **(1)**	***83.32***		***15:55:05.667***

Weather / Track : Sunny / Dry

Silverstone GP
Circuit Length = 3.6604 miles
Start: 15:31 Flag 15:53 End: 15:56

Silverstone Classic

Gallet Trophy for Pre '66 Grand Prix Cars (HGPCA)

RACE 8 - SECTOR ANALYSIS

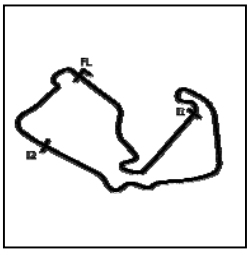

SECTOR 1 = FL to I1, SECTOR 2 = I1 to I2, SECTOR 3 = I2 to FL, DIFF = Difference To Personal Best Lap, P = Crossed Finish Line in Pit Lane, D = Time Disallowed

P25 32 10 Bernardo HARTOGS — Lotus 18/21 916

IDEAL LAP TIME : 2:40.953 BEST LAP TIME : 2:41.381 DIFFERENCE : 0.428

LAP	SECTOR 1		SECTOR 2		SECTOR 3		LAP TIME	MPH	DIFF	TIME OF DAY
1 -		82.6	1:31.403	76.6	50.421	56.1	4:05.297	53.72	1:23.916	15:35:49.938
2 -	58.737	95.8	1:25.539	118.1	44.980	80.5	3:09.256	69.62	27.875	15:38:59.194
3 -	51.225	107.7	1:19.976	110.9	37.102	77.5	2:48.303	78.29	6.922	15:41:47.497
4 -	50.201	115.1	1:19.558	124.9	34.601	***88.1***	2:44.360	80.17	2.979	15:44:31.857
5 -	49.344	***118.1***	1:22.387	***125.6***	35.005	88.0	2:46.736	79.03	5.355	15:47:18.593
6 -	***48.986***	115.9	1:18.515	124.7	34.183	86.4	2:41.684 **(2)**	81.50	0.303	15:50:00.277
7 -	49.068	114.3	1:18.221	124.2	***34.092***	86.5	***2:41.381*** **(1)**	***81.65***		***15:52:41.658***
8 -	49.400	112.4	***1:17.875***	120.0	34.847	77.9	2:42.122 **(3)**	81.28	0.741	15:55:23.780

P26 248 6 Klaus LEHR — Maserati 250F CM5

IDEAL LAP TIME : 2:41.239 BEST LAP TIME : 2:42.025 DIFFERENCE : 0.786

LAP	SECTOR 1		SECTOR 2		SECTOR 3		LAP TIME	MPH	DIFF	TIME OF DAY
1 -		71.6	1:44.463	39.0	59.450	45.5	4:04.026	54.00	1:22.001	15:35:48.667
2 -	58.773	111.1	1:23.489	126.6	35.824	81.3	2:58.086	73.99	16.061	15:38:46.753
3 -	51.582	118.1	1:21.875	129.3	35.426	85.7	2:48.883	78.02	6.858	15:41:35.636
4 -	1:00.134	109.2	1:20.483	127.0	36.265	85.3	2:56.882	74.50	14.857	15:44:32.518
5 -	50.127	113.5	1:20.727	127.0	34.922	85.4	2:45.776	79.49	3.751	15:47:18.294
6 -	***48.977***	***121.5***	***1:18.254***	129.8	35.428	82.0	2:42.659 **(2)**	81.01	0.634	15:50:00.953
7 -	49.672	119.4	1:18.345	***131.0***	***34.008***	***89.3***	***2:42.025*** **(1)**	***81.33***		***15:52:42.978***
8 -	48.982	120.0	1:19.860	129.3	34.522	80.8	2:43.364 **(3)**	80.66	1.339	15:55:26.342

P27 21 5 Ian NUTHALL — Alta F2

IDEAL LAP TIME : 2:43.455 BEST LAP TIME : 2:43.455 DIFFERENCE : 0.000

LAP	SECTOR 1		SECTOR 2		SECTOR 3		LAP TIME	MPH	DIFF	TIME OF DAY
1 -		79.7	1:42.978	39.7	59.021	47.7	4:04.487	53.89	1:21.032	15:35:49.128
2 -	58.648	107.3	1:26.090	118.3	37.451	79.8	3:02.189	72.33	18.734	15:38:51.317
3 -	52.473	106.8	1:22.076	118.9	36.428	80.3	2:50.977	77.07	7.522	15:41:42.294
4 -	51.885	112.7	1:19.786	120.4	35.109	83.5	2:46.780	79.01	3.325	15:44:29.074
5 -	50.280	112.9	1:20.745	118.9	35.535	83.9	2:46.560	79.11	3.105	15:47:15.634
6 -	50.566	112.5	1:20.916	***121.3***	34.678	***85.3***	2:46.160 **(3)**	79.30	2.705	15:50:01.794
7 -	***49.883***	***113.7***	***1:19.442***	120.9	***34.130***	83.2	***2:43.455*** **(1)**	***80.62***		***15:52:45.249***
8 -	49.990	112.4	1:19.593	119.8	34.825	82.7	2:44.408 **(2)**	80.15	0.953	15:55:29.657

P28 8 9 Tony DITHERIDGE — Cooper T45

IDEAL LAP TIME : 2:42.085 BEST LAP TIME : 2:42.282 DIFFERENCE : 0.197

LAP	SECTOR 1		SECTOR 2		SECTOR 3		LAP TIME	MPH	DIFF	TIME OF DAY
1 -		64.5	1:43.078	40.5	1:00.164	42.1	4:02.611	54.31	1:20.329	15:35:47.252
2 -	58.434	108.5	1:25.230	115.7	37.102	79.5	3:00.766	72.89	18.484	15:38:48.018
3 -	52.781	118.5	1:24.333	126.1	36.905	81.0	2:54.019	75.72	11.737	15:41:42.037
4 -	52.600	109.1	1:20.907	125.4	36.044	80.8	2:49.551	77.72	7.269	15:44:31.588
5 -	51.180	111.2	1:20.995	127.0	36.686	82.2	2:48.861 **(3)**	78.03	6.579	15:47:20.449
6 -	50.355	***119.6***	1:25.719	117.1	***35.182***	82.4	2:51.256	76.94	8.974	15:50:11.705
7 -	49.386	116.1	1:19.889	126.6	35.860	***86.1***	2:45.135 **(2)**	79.80	2.853	15:52:56.840
8 -	***48.921***	118.5	***1:17.982***	***132.1***	35.379	84.3	***2:42.282*** **(1)**	***81.20***		***15:55:39.122***

Weather / Track : Sunny / Dry

Silverstone GP
Circuit Length = 3.6604 miles
Start: 15:31 Flag 15:53 End: 15:56

Silverstone Classic

Gallet Trophy for Pre '66 Grand Prix Cars (HGPCA)

RACE 8 - SECTOR ANALYSIS

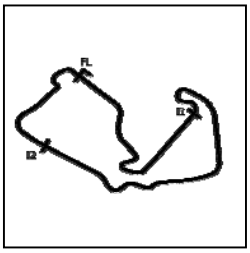

SECTOR 1 = FL to I1, SECTOR 2 = I1 to I2, SECTOR 3 = I2 to FL, DIFF = Difference To Personal Best Lap, P = Crossed Finish Line in Pit Lane, D = Time Disallowed

P29 7 12 Nick TOPLISS — Cooper T53 Lowline

IDEAL LAP TIME : 2:43.538 BEST LAP TIME : 2:44.645 DIFFERENCE : 1.107

LAP	SECTOR 1		SECTOR 2		SECTOR 3		LAP TIME	MPH	DIFF	TIME OF DAY
1 -		92.5	1:41.803	45.8	59.343	49.1	4:03.781	54.05	1:19.136	15:35:48.422
2 -	1:00.026	100.3	1:27.180	113.3	37.662	77.2	3:04.868	71.28	20.223	15:38:53.290
3 -	51.665	109.8	1:22.815	110.0	38.608	78.0	2:53.088	76.13	8.443	15:41:46.378
4 -	50.971	116.7	1:22.196	115.3	36.397	79.9	2:49.564	77.71	4.919	15:44:35.942
5 -	51.160	116.9	1:20.538	127.3	36.094	81.4	2:47.792	78.53	3.147	15:47:23.734
6 -	49.922	119.1	1:19.695	***129.3***	***35.530***	81.8	2:45.147 **(2)**	79.79	0.502	15:50:08.881
7 -	***49.620***	119.6	1:20.884	124.0	35.676	81.7	2:46.180 **(3)**	79.29	1.535	15:52:55.061
8 -	49.883	***120.9***	***1:18.388***	128.0	36.374	***83.2***	***2:44.645*** **(1)**	***80.03***		***15:55:39.706***

P30 96 11 Harindra DE SILVA — Scirocco BRM

IDEAL LAP TIME : 2:42.083 BEST LAP TIME : 2:42.258 DIFFERENCE : 0.175

LAP	SECTOR 1		SECTOR 2		SECTOR 3		LAP TIME	MPH	DIFF	TIME OF DAY
1 -		70.6	1:44.841	37.3	59.723	41.6	4:02.768	54.28	1:20.510	15:35:47.409
2 -	59.228	101.6	1:27.469	112.0	38.477	72.7	3:05.174	71.16	22.916	15:38:52.583
3 -	53.178	112.9	1:22.589	123.8	38.548	78.3	2:54.315	75.59	12.057	15:41:46.898
4 -	51.688	116.7	1:21.609	128.0	36.234	83.9	2:49.531	77.73	7.273	15:44:36.429
5 -	50.979	117.9	1:20.920	***128.5***	36.159	84.8	2:48.058 **(3)**	78.41	5.800	15:47:24.487
6 -	49.888	101.6	1:22.428	124.0	35.810	82.5	2:48.126	78.38	5.868	15:50:12.613
7 -	***49.196***	112.9	1:20.086	127.3	37.890	80.5	2:47.172 **(2)**	78.82	4.914	15:52:59.785
8 -	49.371	***120.0***	***1:18.216***	126.8	***34.671***	***87.9***	***2:42.258*** **(1)**	***81.21***		***15:55:42.043***

P31 19 5 Paul GRANT — Cooper Bristol Mk2 3/53

IDEAL LAP TIME : 2:46.371 BEST LAP TIME : 2:46.762 DIFFERENCE : 0.391

LAP	SECTOR 1		SECTOR 2		SECTOR 3		LAP TIME	MPH	DIFF	TIME OF DAY
1 -		92.4	1:41.078	39.8	58.850	45.2	4:04.940	53.80	1:18.178	15:35:49.581
2 -	59.629	105.0	1:24.498	114.7	37.345	77.1	3:01.472	72.61	14.710	15:38:51.053
3 -	53.063	103.5	1:23.424	115.9	36.938	79.7	2:53.425	75.98	6.663	15:41:44.478
4 -	52.085	108.9	1:22.135	***118.3***	36.097	78.7	2:50.317	77.37	3.555	15:44:34.795
5 -	51.204	108.0	1:21.544	115.9	***35.341***	78.3	2:48.089 **(3)**	78.39	1.327	15:47:22.884
6 -	51.140	108.5	1:21.079	115.7	35.394	76.9	2:47.613 **(2)**	78.62	0.851	15:50:10.497
7 -	***50.725***	109.6	1:20.729	117.1	38.160	75.6	2:49.614	77.69	2.852	15:53:00.111
8 -	50.729	***110.1***	***1:20.305***	115.9	35.728	***80.4***	***2:46.762*** **(1)**	***79.02***		***15:55:46.873***

P32 33 5 Chris PHILIPS — Cooper Bristol Mk2 6/53

IDEAL LAP TIME : 2:50.300 BEST LAP TIME : 2:50.863 DIFFERENCE : 0.563

LAP	SECTOR 1		SECTOR 2		SECTOR 3		LAP TIME	MPH	DIFF	TIME OF DAY
1 -		86.2	1:35.811	61.4	55.152	49.5	4:04.968	53.79	1:14.105	15:35:49.609
2 -	1:00.170	102.9	1:26.582	117.7	37.296	79.2	3:04.048	71.59	13.185	15:38:53.657
3 -	52.886	108.2	1:22.973	113.9	37.866	76.4	2:53.725	75.85	2.862	15:41:47.382
4 -	52.590	104.2	1:23.088	***119.4***	***36.038***	80.8	2:51.716 **(3)**	76.74	0.853	15:44:39.098
5 -	51.788	***109.4***	1:23.656	118.7	36.079	***81.6***	2:51.523 **(2)**	76.82	0.660	15:47:30.621
6 -	52.021	109.1	1:23.586	117.9	36.877	77.5	2:52.484	76.40	1.621	15:50:23.105
7 -	52.430	107.7	1:22.972	117.5	36.427	78.9	2:51.829	76.69	0.966	15:53:14.934
8 -	***51.385***	104.8	***1:22.877***	117.7	36.601	79.7	***2:50.863*** **(1)**	***77.12***		***15:56:05.797***

P33 45 9 Tania PILKINGTON — Cooper T43

IDEAL LAP TIME : 2:51.988 BEST LAP TIME : 2:52.370 DIFFERENCE : 0.382

LAP	SECTOR 1		SECTOR 2		SECTOR 3		LAP TIME	MPH	DIFF	TIME OF DAY
1 -		88.1	1:36.447	54.0	54.074	52.3	4:05.671	53.63	1:13.301	15:35:50.312
2 -	1:00.353	97.5	1:26.955	116.9	37.664	80.1	3:04.972	71.24	12.602	15:38:55.284
3 -	53.492	110.0	1:24.093	118.7	37.095	80.0	2:54.680	75.43	2.310	15:41:49.964
4 -	52.862	110.5	1:24.604	118.3	36.807	80.7	2:54.273	75.61	1.903	15:44:44.237
5 -	52.886	***111.1***	1:23.608	118.7	36.710	***81.6***	2:53.204 **(2)**	76.08	0.834	15:47:37.441
6 -	***52.399***	110.9	1:23.933	117.3	37.059	80.3	2:53.391 **(3)**	76.00	1.021	15:50:30.832
7 -	52.781	108.7	***1:22.970***	***119.4***	***36.619***	78.3	***2:52.370*** **(1)**	***76.45***		***15:53:23.202***

Weather / Track : Sunny / Dry

Silverstone GP
Circuit Length = 3.6604 miles
Start: 15:31 Flag 15:53 End: 15:56

Silverstone Classic

Gallet Trophy for Pre '66 Grand Prix Cars (HGPCA)

RACE 8 - SECTOR ANALYSIS

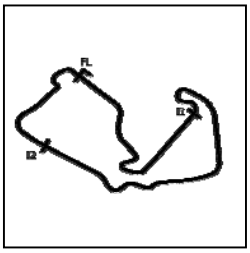

SECTOR 1 = FL to I1, SECTOR 2 = I1 to I2, SECTOR 3 = I2 to FL, DIFF = Difference To Personal Best Lap, P = Crossed Finish Line in Pit Lane, D = Time Disallowed

P34 75 5 Niamh WOOD Cooper Bristol Mk1 8/52

IDEAL LAP TIME : 2:53.087 BEST LAP TIME : 2:53.904 DIFFERENCE : 0.817

LAP	SECTOR 1		SECTOR 2		SECTOR 3		LAP TIME		MPH	DIFF	TIME OF DAY
1 -		100.4	1:34.212	61.0	52.545	68.1	4:07.463		53.25	1:13.559	15:35:52.104
2 -	59.367	97.6	1:28.383	109.2	41.031	67.9	3:08.781		69.80	14.877	15:39:00.885
3 -	56.139	102.7	1:25.643	115.5	38.061	***79.9***	2:59.843		73.27	5.939	15:42:00.728
4 -	***53.336***	***110.1***	1:23.727	118.1	38.060	76.0	2:55.123	**(3)**	75.24	1.219	15:44:55.851
5 -	54.002	107.8	1:23.395	***118.7***	***36.507***	75.3	***2:53.904***	**(1)**	***75.77***		***15:47:49.755***
6 -	53.611	108.0	1:23.888	115.3	37.359	73.7	2:54.858	**(2)**	75.36	0.954	15:50:44.613
7 -	53.667	107.3	***1:23.244***	117.3	38.710	73.3	2:55.621		75.03	1.717	15:53:40.234

P35 23 5 Barry WOOD Cooper Bristol Mk1 6/52

IDEAL LAP TIME : 2:53.030 BEST LAP TIME : 2:53.782 DIFFERENCE : 0.752

LAP	SECTOR 1		SECTOR 2		SECTOR 3		LAP TIME		MPH	DIFF	TIME OF DAY
1 -		79.8	1:31.325	70.7	51.652	58.8	4:07.327		53.28	1:13.545	15:35:51.968
2 -	1:00.187	94.3	1:28.783	111.6	40.109	72.3	3:09.079		69.69	15.297	15:39:01.047
3 -	55.428	104.0	1:25.498	116.3	37.843	***78.3***	2:58.769		73.71	4.987	15:41:59.816
4 -	53.197	106.8	1:24.504	115.3	37.838	77.6	2:55.539	**(3)**	75.07	1.757	15:44:55.355
5 -	53.732	110.1	1:23.912	116.5	39.014	77.0	2:56.658		74.59	2.876	15:47:52.013
6 -	***52.839***	***110.3***	1:24.120	111.1	***36.823***	***78.3***	***2:53.782***	**(1)**	***75.82***		***15:50:45.795***
7 -	53.579	106.1	***1:23.368***	***118.1***	38.001	77.1	2:54.948	**(2)**	75.32	1.166	15:53:40.743

P36 15 7b Thomas MATZELBERGER Cooper T45/51

IDEAL LAP TIME : 2:50.157 BEST LAP TIME : 2:51.209 DIFFERENCE : 1.052

LAP	SECTOR 1		SECTOR 2		SECTOR 3		LAP TIME		MPH	DIFF	TIME OF DAY
1 -		73.8	1:44.360	39.1	1:00.075	40.2	4:03.639		54.08	1:12.430	15:35:48.280
2 -	1:02.028	99.8	1:29.346	118.9	51.465	62.5	3:22.839		64.96	31.630	15:39:11.119
3 -	54.386	106.1	1:26.698	113.5	38.948	73.5	3:00.032		73.19	8.823	15:42:11.151
4 -	52.775	106.8	1:24.314	***120.6***	37.513	79.6	2:54.602		75.47	3.393	15:45:05.753
5 -	***51.063***	111.6	1:24.454	107.2	38.607	71.7	2:54.124	**(3)**	75.68	2.915	15:47:59.877
6 -	51.723	***113.1***	***1:23.086***	118.7	36.400	***84.6***	***2:51.209***	**(1)**	***76.96***		***15:50:51.086***
7 -	52.727	110.3	1:23.424	116.5	***36.008***	82.7	2:52.159	**(2)**	76.54	0.950	15:53:43.245

P37 24 7b Ingo STROLZ Cooper T51

IDEAL LAP TIME : 2:53.246 BEST LAP TIME : 2:53.685 DIFFERENCE : 0.439

LAP	SECTOR 1		SECTOR 2		SECTOR 3		LAP TIME		MPH	DIFF	TIME OF DAY
1 -		91.3	1:35.941	56.4	54.377	67.0	4:06.406		53.47	1:12.721	15:35:51.047
2 -	1:00.419	85.3	1:32.084	112.7	40.626	69.5	3:13.129		68.23	19.444	15:39:04.176
3 -	54.099	111.6	1:26.402	118.7	39.316	75.4	2:59.817		73.28	6.132	15:42:03.993
4 -	54.147	119.4	1:26.268	119.6	39.216	76.4	2:59.631		73.36	5.946	15:45:03.624
5 -	52.305	121.5	1:24.783	***121.1***	38.916	72.5	2:56.004	**(2)**	74.87	2.319	15:47:59.628
6 -	***51.352***	115.3	***1:24.430***	109.1	40.931	***80.3***	2:56.713	**(3)**	74.57	3.028	15:50:56.341
7 -	51.652	***124.9***	1:24.569	120.0	***37.464***	79.7	***2:53.685***	**(1)**	***75.87***		***15:53:50.026***

P38 132 12 Larry KINCH Lotus 32 Tasman

IDEAL LAP TIME : 2:53.528 BEST LAP TIME : 2:54.812 DIFFERENCE : 1.284

LAP	SECTOR 1		SECTOR 2		SECTOR 3		LAP TIME		MPH	DIFF	TIME OF DAY
1 -		96.4	1:36.460	55.9	55.696	55.9	4:04.576		53.88	1:09.764	15:35:49.217
2 -	1:00.721	93.5	1:29.271	116.7	51.535	65.5	3:21.527		65.38	26.715	15:39:10.744
3 -	54.245	101.0	1:28.764	119.1	38.909	72.7	3:01.918		72.43	7.106	15:42:12.662
4 -	52.318	111.1	1:24.740	***129.8***	38.307	75.4	2:55.365	**(2)**	75.14	0.553	15:45:08.027
5 -	***51.431***	***117.5***	1:34.413	122.9	37.450	74.3	3:03.294		71.89	8.482	15:48:11.321
6 -	52.187	114.9	1:26.727	121.1	39.091	76.6	2:58.005	**(3)**	74.03	3.193	15:51:09.326
7 -	52.715	114.3	***1:24.709***	119.6	***37.388***	***79.9***	***2:54.812***	**(1)**	***75.38***		***15:54:04.138***

Weather / Track : Sunny / Dry

Silverstone GP
Circuit Length = 3.6604 miles
Start: 15:31 Flag 15:53 End: 15:56

Silverstone Classic

Gallet Trophy for Pre '66 Grand Prix Cars (HGPCA)

RACE 8 - SECTOR ANALYSIS

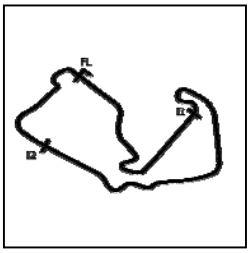

SECTOR 1 = FL to I1, SECTOR 2 = I1 to I2, SECTOR 3 = I2 to FL, DIFF = Difference To Personal Best Lap, P = Crossed Finish Line in Pit Lane, D = Time Disallowed

P39 17 6 Arnout KOK Netuar Peugeot

IDEAL LAP TIME : 3:00.609 BEST LAP TIME : 3:04.849 DIFFERENCE : 4.240

LAP	SECTOR 1		SECTOR 2		SECTOR 3		LAP TIME		MPH	DIFF	TIME OF DAY
1 -		81.0	1:40.385	91.0	44.304	61.0	4:40.459		46.98	1:35.610	15:36:25.100
2 -	1:00.291	95.8	1:28.907	101.6	38.248	73.2	3:07.446		70.30	2.597	15:39:32.546
3 -	***55.639***	97.1	1:28.314	101.8	40.896	60.9	***3:04.849***	**(1)**	***71.28***		***15:42:37.395***
4 -	1:00.374	93.8	***1:27.447***	***103.2***	***37.523***	***76.0***	3:05.344	**(2)**	71.09	0.495	15:45:42.739
5 -	55.874	96.4	1:35.220	96.2	42.398	74.4	3:13.492		68.10	8.643	15:48:56.231
6 -	59.637	89.7	1:34.211	100.9	39.168	66.4	3:13.016		68.27	8.167	15:52:09.247
7 -	58.329	***98.2***	1:30.554	100.4	38.031	73.8	3:06.914	**(3)**	70.50	2.065	15:55:16.161

P40 111 6 Helmut GASSMANN Connaught B4

IDEAL LAP TIME : 3:04.113 BEST LAP TIME : 3:04.113 DIFFERENCE : 0.000

LAP	SECTOR 1		SECTOR 2		SECTOR 3		LAP TIME		MPH	DIFF	TIME OF DAY
1 -		76.2	1:40.648	88.6	44.599	68.1	4:39.971		47.06	1:35.858	15:36:24.612
2 -	1:01.132	86.8	1:35.723	92.8	44.341	68.4	3:21.196		65.49	17.083	15:39:45.808
3 -	1:01.855	93.7	1:37.360	98.3	42.846	73.3	3:22.061		65.21	17.948	15:43:07.869
4 -	59.695	91.4	1:40.997	104.8	42.927	67.7	3:23.619		64.71	19.506	15:46:31.488
5 -	59.709	95.7	1:34.585	104.0	41.292	74.8	3:15.586	**(3)**	67.37	11.473	15:49:47.074
6 -	59.239	100.1	1:33.751	106.8	41.159	77.3	3:14.149	**(2)**	67.87	10.036	15:53:01.223
7 -	***55.433***	***106.5***	***1:29.755***	***113.1***	***38.925***	***77.8***	***3:04.113***	**(1)**	***71.57***		***15:56:05.336***

P41 66 11 Sid HOOLE Cooper T66 F1

IDEAL LAP TIME : 2:53.254 BEST LAP TIME : 3:00.663 DIFFERENCE : 7.409

LAP	SECTOR 1		SECTOR 2		SECTOR 3		LAP TIME		MPH	DIFF	TIME OF DAY
1 -				38.5	1:00.957	37.5	4:00.503	**(2)**	54.79	59.840	15:35:45.144
2 -	58.726	***111.4***	***1:24.084***	***119.6***	***37.853***	***75.1***	***3:00.663***	**(1)**	***72.94***		***15:38:45.807***
3 -	***51.317***	107.8	1:29.795	100.0	IN PIT		3:02.834	**P**	72.07	2.171	15:41:48.641

P42 51 9 Rod JOLLEY Cooper T43/51

IDEAL LAP TIME : 3:24.025 BEST LAP TIME : 4:01.879 DIFFERENCE : 37.854

LAP	SECTOR 1		SECTOR 2		SECTOR 3		LAP TIME		MPH	DIFF	TIME OF DAY
1 -		70.0	1:44.343	39.0	***1:00.183***	***41.4***	***4:01.879***	**(1)**	***54.48***		***15:35:46.520***
2 -	***59.506***	***100.9***	***1:24.336***	***90.8***	IN PIT		3:05.419	**P**	71.07		15:38:51.939

P43 60 7c Elliott HANN Cooper T41

IDEAL LAP TIME : 3:13.468 BEST LAP TIME : 3:13.468 DIFFERENCE : 0.000

LAP	SECTOR 1		SECTOR 2		SECTOR 3		LAP TIME		MPH	DIFF	TIME OF DAY
1 -		***91.6***	1:36.176	61.7	53.088	***63.1***	4:06.904	**(2)**	53.37	53.436	15:35:51.545
2 -	***1:00.910***	90.4	***1:28.967***	***110.9***	***43.591***	36.6	***3:13.468***	**(1)**	***68.11***		***15:39:05.013***

Weather / Track : Sunny / Dry

Silverstone GP
Circuit Length = 3.6604 miles
Start: 15:31 Flag 15:53 End: 15:56

Silverstone Classic

Gallet Trophy for Pre '66 Grand Prix Cars (HGPCA)

RACE 8 - BEST SECTORS

	SECTOR 1			SECTOR 2			SECTOR 3			IDEAL / BEST COMPARISON					
POS	NO	NAME	TIME	NO	NAME	TIME	NO	NAME	TIME	POS	NO	NAME	IDEAL	BEST	DIFF
												PERFECT LAP	2:25.464		
1	10	NUTHALL	44.380	18	WILSON	1:09.963	94	O'BRIEN	31.121	1	18	WILSON	2:25.859	2:26.179	0.320
2	3	CANNELL	44.605	1	GRIFFITHS	1:10.470	79	GANS	31.238	2	1	GRIFFITHS	2:26.597	2:28.054	1.457
3	79	GANS	44.624	94	O'BRIEN	1:10.830	18	WILSON	31.246	3	10	NUTHALL	2:26.621	2:26.953	0.332
4	18	WILSON	44.650	10	NUTHALL	1:10.886	10	NUTHALL	31.355	4	79	GANS	2:27.161	2:27.448	0.287
5	1	GRIFFITHS	44.664	22	HORSMANN	1:11.112	1	GRIFFITHS	31.463	5	94	O'BRIEN	2:27.414	2:27.414	0.000
6	22	HORSMANN	44.731	3	CANNELL	1:11.199	3	CANNELL	31.655	6	3	CANNELL	2:27.459	2:27.794	0.335
7	11	FAIRLEY	44.900	11	FAIRLEY	1:11.200	11	FAIRLEY	31.915	7	11	FAIRLEY	2:28.015	2:29.253	1.238
8	13	COLASACCO	45.279	79	GANS	1:11.299	133	DE SILVA	31.982	8	22	HORSMANN	2:28.290	2:28.452	0.162
9	94	O'BRIEN	45.463	13	COLASACCO	1:11.897	13	COLASACCO	32.157	9	13	COLASACCO	2:29.333	2:30.171	0.838
10	101	DARK	45.647	12	FRIEDRICHS	1:12.489	101	DARK	32.203	10	12	FRIEDRICHS	2:30.775	2:31.693	0.918
11	12	FRIEDRICHS	45.728	69	TILLEY	1:13.171	69	TILLEY	32.261	11	101	DARK	2:31.066	2:32.613	1.547
12	69	TILLEY	45.808	101	DARK	1:13.216	35	TARLING	32.438	12	69	TILLEY	2:31.240	2:31.417	0.177
13	133	DE SILVA	46.156	27	WOOD	1:13.478	22	HORSMANN	32.447	13	133	DE SILVA	2:32.201	2:32.404	0.203
14	27	WOOD	46.309	49	BEAUMONT	1:14.037	12	FRIEDRICHS	32.558	14	27	WOOD	2:32.501	2:32.919	0.418
15	49	BEAUMONT	46.765	9	DANIELL	1:14.049	27	WOOD	32.714	15	49	BEAUMONT	2:34.233	2:35.520	1.287
16	30	BRONSON	46.815	133	DE SILVA	1:14.063	4	THORNTON	32.850	16	9	DANIELL	2:34.673	2:34.766	0.093
17	127	HART	46.989	30	BRONSON	1:14.738	9	DANIELL	33.128	17	35	TARLING	2:35.078	2:35.414	0.336
18	25	FRANCHITTI	47.378	35	TARLING	1:15.093	14	WILSON	33.151	18	30	BRONSON	2:35.215	2:35.675	0.460
19	9	DANIELL	47.496	25	FRANCHITTI	1:15.150	127	HART	33.210	19	127	HART	2:35.436	2:35.436	0.000
20	35	TARLING	47.547	127	HART	1:15.237	49	BEAUMONT	33.431	20	25	FRANCHITTI	2:36.450	2:36.696	0.246
21	28	MCGUIRE	47.927	28	MCGUIRE	1:15.444	30	BRONSON	33.662	21	28	MCGUIRE	2:37.438	2:37.548	0.110
22	14	WILSON	48.075	4	THORNTON	1:16.291	80	TAYLOR	33.685	22	14	WILSON	2:37.725	2:38.949	1.224
23	80	TAYLOR	48.321	14	WILSON	1:16.499	25	FRANCHITTI	33.922	23	4	THORNTON	2:37.830	2:38.153	0.323
24	4	THORNTON	48.689	80	TAYLOR	1:17.827	248	LEHR	34.008	24	80	TAYLOR	2:39.833	2:39.921	0.088
25	8	DITHERIDGE	48.921	32	HARTOGS	1:17.875	28	MCGUIRE	34.067	25	32	HARTOGS	2:40.953	2:41.381	0.428
26	248	LEHR	48.977	8	DITHERIDGE	1:17.982	32	HARTOGS	34.092	26	248	LEHR	2:41.239	2:42.025	0.786
27	32	HARTOGS	48.986	96	DE SILVA	1:18.216	21	NUTHALL	34.130	27	96	DE SILVA	2:42.083	2:42.258	0.175
28	96	DE SILVA	49.196	248	LEHR	1:18.254	96	DE SILVA	34.671	28	8	DITHERIDGE	2:42.085	2:42.282	0.197
29	7	TOPLISS	49.620	7	TOPLISS	1:18.388	8	DITHERIDGE	35.182	29	21	NUTHALL	2:43.455	2:43.455	0.000
30	21	NUTHALL	49.883	21	NUTHALL	1:19.442	19	GRANT	35.341	30	7	TOPLISS	2:43.538	2:44.645	1.107
31	19	GRANT	50.725	19	GRANT	1:20.305	7	TOPLISS	35.530	31	19	GRANT	2:46.371	2:46.762	0.391
32	15	MATZELBERGER	51.063	33	PHILIPS	1:22.877	15	MATZELBERGER	36.008	32	15	MATZELBERGER	2:50.157	2:51.209	1.052
33	66	HOOLE	51.317	45	PILKINGTON	1:22.970	33	PHILIPS	36.038	33	33	PHILIPS	2:50.300	2:50.863	0.563
34	24	STROLZ	51.352	15	MATZELBERGER	1:23.086	75	WOOD	36.507	34	45	PILKINGTON	2:51.988	2:52.370	0.382
35	33	PHILIPS	51.385	75	WOOD	1:23.244	45	PILKINGTON	36.619	35	23	WOOD	2:53.030	2:53.782	0.752
36	132	KINCH	51.431	23	WOOD	1:23.368	23	WOOD	36.823	36	75	WOOD	2:53.087	2:53.904	0.817
37	45	PILKINGTON	52.399	66	HOOLE	1:24.084	132	KINCH	37.388	37	24	STROLZ	2:53.246	2:53.685	0.439
38	23	WOOD	52.839	51	JOLLEY	1:24.336	24	STROLZ	37.464	38	66	HOOLE	2:53.254	3:00.663	7.409
39	75	WOOD	53.336	24	STROLZ	1:24.430	17	KOK	37.523	39	132	KINCH	2:53.528	2:54.812	1.284
40	111	GASSMANN	55.433	132	KINCH	1:24.709	66	HOOLE	37.853	40	17	KOK	3:00.609	3:04.849	4.240
41	17	KOK	55.639	17	KOK	1:27.447	111	GASSMANN	38.925	41	111	GASSMANN	3:04.113	3:04.113	0.000
42	51	JOLLEY	59.506	60	HANN	1:28.967	60	HANN	43.591	42	60	HANN	3:13.468	3:13.468	0.000
43	60	HANN	1:00.910	111	GASSMANN	1:29.755	51	JOLLEY	1:00.183	43	51	JOLLEY	3:24.025	4:01.879	37.854

Weather / Track : Sunny / Dry

Silverstone GP
Circuit Length = 3.6604 miles
Start: 15:31 Flag 15:53 End: 15:56

Results can be found at www.tsl-timing.com

Printed - 15:58 Saturday, 27 July 2019

Silverstone Classic

Gallet Trophy for Pre '66 Grand Prix Cars (HGPCA)

RACE 8 - BEST SPEEDS

	INTERMEDIATE 1			INTERMEDIATE 2			FINISH LINE		
POS	NO	NAME	MPH	NO	NAME	MPH	NO	NAME	MPH
1	22	HORSMANN	137.7	18	WILSON	146.8	11	FAIRLEY	98.2
2	1	GRIFFITHS	135.2	22	HORSMANN	146.5	22	HORSMANN	96.9
3	18	WILSON	135.0	10	NUTHALL	145.8	3	CANNELL	96.6
4	11	FAIRLEY	134.7	3	CANNELL	144.9	10	NUTHALL	96.4
5	3	CANNELL	134.7	12	FRIEDRICHS	144.9	1	GRIFFITHS	96.4
6	79	GANS	132.8	79	GANS	143.0	13	COLASACCO	96.1
7	101	DARK	132.6	1	GRIFFITHS	141.5	12	FRIEDRICHS	95.5
8	10	NUTHALL	130.8	11	FAIRLEY	140.9	94	O'BRIEN	94.2
9	13	COLASACCO	130.0	101	DARK	140.6	18	WILSON	94.1
10	27	WOOD	130.0	27	WOOD	138.9	133	DE SILVA	92.8
11	94	O'BRIEN	129.3	13	COLASACCO	137.5	101	DARK	92.8
12	28	MCGUIRE	128.5	28	MCGUIRE	136.9	79	GANS	92.4
13	127	HART	127.3	9	DANIELL	136.1	69	TILLEY	92.1
14	25	FRANCHITTI	126.8	49	BEAUMONT	135.5	30	BRONSON	92.0
15	9	DANIELL	126.1	127	HART	135.2	27	WOOD	91.9
16	12	FRIEDRICHS	125.9	94	O'BRIEN	134.2	9	DANIELL	91.9
17	49	BEAUMONT	125.6	30	BRONSON	134.2	127	HART	91.9
18	24	STROLZ	124.9	69	TILLEY	133.9	49	BEAUMONT	90.9
19	30	BRONSON	123.8	25	FRANCHITTI	132.6	25	FRANCHITTI	89.8
20	133	DE SILVA	121.5	8	DITHERIDGE	132.1	14	WILSON	89.8
21	248	LEHR	121.5	248	LEHR	131.0	248	LEHR	89.3
22	7	TOPLISS	120.9	132	KINCH	129.8	35	TARLING	88.4
23	80	TAYLOR	120.4	7	TOPLISS	129.3	32	HARTOGS	88.1
24	96	DE SILVA	120.0	96	DE SILVA	128.5	96	DE SILVA	87.9
25	8	DITHERIDGE	119.6	133	DE SILVA	125.9	80	TAYLOR	87.8
26	69	TILLEY	119.1	32	HARTOGS	125.6	28	MCGUIRE	87.8
27	14	WILSON	118.5	14	WILSON	125.4	8	DITHERIDGE	86.1
28	32	HARTOGS	118.1	80	TAYLOR	125.4	4	THORNTON	85.9
29	132	KINCH	117.5	21	NUTHALL	121.3	21	NUTHALL	85.3
30	4	THORNTON	116.1	24	STROLZ	121.1	15	MATZELBERGER	84.6
31	35	TARLING	115.7	15	MATZELBERGER	120.6	7	TOPLISS	83.2
32	21	NUTHALL	113.7	4	THORNTON	119.6	33	PHILIPS	81.6
33	15	MATZELBERGER	113.1	66	HOOLE	119.6	45	PILKINGTON	81.6
34	66	HOOLE	111.4	33	PHILIPS	119.4	19	GRANT	80.4
35	45	PILKINGTON	111.1	45	PILKINGTON	119.4	24	STROLZ	80.3
36	23	WOOD	110.3	35	TARLING	118.9	75	WOOD	79.9
37	19	GRANT	110.1	75	WOOD	118.7	132	KINCH	79.9
38	75	WOOD	110.1	19	GRANT	118.3	23	WOOD	78.3
39	33	PHILIPS	109.4	23	WOOD	118.1	111	GASSMANN	77.8
40	111	GASSMANN	106.5	111	GASSMANN	113.1	17	KOK	76.0
41	51	JOLLEY	100.9	60	HANN	110.9	66	HOOLE	75.1
42	17	KOK	98.2	17	KOK	103.2	60	HANN	63.1
43	60	HANN	91.6	51	JOLLEY	90.8	51	JOLLEY	41.4

Weather / Track : Sunny / Dry

Silverstone GP
Circuit Length = 3.6604 miles
Start: 15:31 Flag 15:53 End: 15:56

Results can be found at www.tsl-timing.com

Printed - 15:58 Saturday, 27 July 2019

Silverstone Classic

Gallet Trophy for Pre '66 Grand Prix Cars (HGPCA)

RACE 8 - STATISTICS

Competitors Started	43
Planned Start	2019-07-27 @ 15:30:00.000
Actual Start	2019-07-27 @ 15:31:44.640
Finish Time	2019-07-27 @ 15:53:16.581
Track Length	3.6604mi.
Total Laps	319
Total Distance Covered	1167.6987mi.

Session Fastest Lap History

NO	CL	NAME	LAP TIME	TIME OF DAY	LAP	VEHICLE
11	12	**Jon FAIRLEY**	**3:56.107**	15:35:40.748	1	Brabham BT11/19
1	7a	**Miles GRIFFITHS**	**2:40.520**	15:38:21.796	2	Lotus 16 368
1	7a	**Miles GRIFFITHS**	**2:30.830**	15:40:52.627	3	Lotus 16 368
10	7b	**Will NUTHALL**	**2:29.291**	15:43:25.453	4	Cooper T53
1	7a	**Miles GRIFFITHS**	**2:28.107**	15:45:52.430	5	Lotus 16 368
10	7b	**Will NUTHALL**	**2:27.731**	15:45:53.185	5	Cooper T53
10	7b	**Will NUTHALL**	**2:26.953**	15:48:20.138	6	Cooper T53
18	7b	**Sam WILSON**	**2:26.179**	15:53:19.574	8	Lotus 18 372

Session Leader History

NO	CL	NAME	FROM LAP	LAPS LED	DISTANCE	VEHICLE
11	12	**Jon FAIRLEY**	1	1	3.66 miles	Brabham BT11/19
1	7a	**Miles GRIFFITHS**	2	4	14.64 miles	Lotus 16 368
10	7b	**Will NUTHALL**	6	3	10.98 miles	Cooper T53

Flag History

TYPE	TIME OF DAY
GREEN	15:31:44.640
FINISH	15:53:16.581

Flag Statistics

TYPE	COUNT	TOTAL LAPS	TOTAL TIME
Green	1	8	24:34.397
Red	0	0	0.000
Safety Car	0	0	0.000
FCY	0	0	0.000

Silverstone GP
Circuit Length = 3.6604 miles
Start: 15:31 Flag 15:53 End: 15:56

Weather / Track : Sunny / Dry

These results are provisional until the conclusion of any judicial and technical matters.

Clerk Of Course :		Timekeeper :

Silverstone Classic

Gallet Trophy for Pre '66 Grand Prix Cars (HGPCA)

RACE 8 - STATISTICS

CLASS : 10

4 Starters

Fastest Lap History

NO	NAME	LAP TIME	TIME OF DAY	LAP	VEHICLE
80	**Nick TAYLOR**	**4:00.879**	15:35:45.512	1	Lotus 18 914
35	**Richard TARLING**	**2:53.825**	15:38:40.005	2	Assegai
35	**Richard TARLING**	**2:42.392**	15:41:22.397	3	Assegai
35	**Richard TARLING**	**2:39.718**	15:44:02.116	4	Assegai
35	**Richard TARLING**	**2:37.456**	15:46:39.571	5	Assegai
35	**Richard TARLING**	**2:36.665**	15:51:54.494	7	Assegai
35	**Richard TARLING**	**2:35.414**	15:54:29.908	8	Assegai

Leader History

NO	NAME	FROM LAP	LAPS LED	DISTANCE	VEHICLE
80	**Nick TAYLOR**	1	1	3.66 miles	Lotus 18 914
35	**Richard TARLING**	2	7	25.62 miles	Assegai

Silverstone GP

Weather / Track : Sunny / Dry

Circuit Length = 3.6604 miles

These results are provisional until the conclusion of any judicial and technical matters.

Start: 15:31 Flag 15:53 End: 15:56

Clerk Of Course :		Timekeeper :

Silverstone Classic

Gallet Trophy for Pre '66 Grand Prix Cars (HGPCA)

RACE 8 - STATISTICS

CLASS : 11

5 Starters

Fastest Lap History

NO	NAME	LAP TIME	TIME OF DAY	LAP	VEHICLE
13	**Joseph COLASACCO**	**3:56.624**	15:35:41.265	1	Ferrari 1512
13	**Joseph COLASACCO**	**2:45.524**	15:38:26.790	2	Ferrari 1512
13	**Joseph COLASACCO**	**2:35.303**	15:41:02.092	3	Ferrari 1512
13	**Joseph COLASACCO**	**2:33.814**	15:43:35.907	4	Ferrari 1512
13	**Joseph COLASACCO**	**2:31.913**	15:48:41.746	6	Ferrari 1512
13	**Joseph COLASACCO**	**2:30.171**	15:51:11.918	7	Ferrari 1512

Leader History

NO	NAME	FROM LAP	LAPS LED	DISTANCE	VEHICLE
13	**Joseph COLASACCO**	1	8	29.28 miles	Ferrari 1512

Silverstone GP

Weather / Track : Sunny / Dry

Circuit Length = 3.6604 miles

These results are provisional until the conclusion of any judicial and technical matters.

Start: 15:31 Flag 15:53 End: 15:56

Clerk Of Course :		Timekeeper :

Silverstone Classic

Gallet Trophy for Pre '66 Grand Prix Cars (HGPCA)

RACE 8 - STATISTICS

CLASS : 12

8 Starters

Fastest Lap History

NO	NAME	LAP TIME	TIME OF DAY	LAP	VEHICLE
11	**Jon FAIRLEY**	**3:56.107**	15:35:40.748	1	Brabham BT11/19
79	**Michael GANS**	**2:41.259**	15:38:23.252	2	Cooper T79
79	**Michael GANS**	**2:33.747**	15:40:56.999	3	Cooper T79
94	**Michael O'BRIEN**	**2:33.116**	15:41:15.550	3	Brabham BT14
79	**Michael GANS**	**2:30.965**	15:43:27.963	4	Cooper T79
94	**Michael O'BRIEN**	**2:30.669**	15:43:46.219	4	Brabham BT14
79	**Michael GANS**	**2:30.268**	15:45:58.232	5	Cooper T79
94	**Michael O'BRIEN**	**2:29.872**	15:46:16.092	5	Brabham BT14
79	**Michael GANS**	**2:28.693**	15:48:26.927	6	Cooper T79
79	**Michael GANS**	**2:27.953**	15:50:54.879	7	Cooper T79
3	**Barry CANNELL**	**2:27.794**	15:51:08.059	7	Brabham BT11A
94	**Michael O'BRIEN**	**2:27.414**	15:51:13.067	7	Brabham BT14

Leader History

NO	NAME	FROM LAP	LAPS LED	DISTANCE	VEHICLE
11	**Jon FAIRLEY**	1	1	3.66 miles	Brabham BT11/19
79	**Michael GANS**	2	7	25.62 miles	Cooper T79

Silverstone GP

Weather / Track : Sunny / Dry

Circuit Length = 3.6604 miles

These results are provisional until the conclusion of any judicial and technical matters.

Start: 15:31 Flag 15:53 End: 15:56

Clerk Of Course :		Timekeeper :

Silverstone Classic

Gallet Trophy for Pre '66 Grand Prix Cars (HGPCA)

RACE 8 - STATISTICS

CLASS : 5

5 Starters

Fastest Lap History

NO	NAME	LAP TIME	TIME OF DAY	LAP	VEHICLE
21	**Ian NUTHALL**	**4:04.487**	15:35:49.133	1	Alta F2
19	**Paul GRANT**	**3:01.472**	15:38:51.058	2	Cooper Bristol Mk2 3/53
21	**Ian NUTHALL**	**2:50.977**	15:41:42.308	3	Alta F2
21	**Ian NUTHALL**	**2:46.780**	15:44:29.088	4	Alta F2
21	**Ian NUTHALL**	**2:46.560**	15:47:15.649	5	Alta F2
21	**Ian NUTHALL**	**2:46.160**	15:50:01.808	6	Alta F2
21	**Ian NUTHALL**	**2:43.455**	15:52:45.265	7	Alta F2

Leader History

NO	NAME	FROM LAP	LAPS LED	DISTANCE	VEHICLE
21	**Ian NUTHALL**	1	1	3.66 miles	Alta F2
19	**Paul GRANT**	2	1	3.66 miles	Cooper Bristol Mk2 3/53
21	**Ian NUTHALL**	3	6	21.96 miles	Alta F2

Silverstone GP

Weather / Track : Sunny / Dry

Circuit Length = 3.6604 miles

These results are provisional until the conclusion of any judicial and technical matters.

Start: 15:31 Flag 15:53 End: 15:56

Clerk Of Course :		Timekeeper :

Silverstone Classic

Gallet Trophy for Pre '66 Grand Prix Cars (HGPCA)

RACE 8 - STATISTICS

CLASS : 6

4 Starters

Fastest Lap History

NO	NAME	LAP TIME	TIME OF DAY	LAP	VEHICLE
25	**Marino FRANCHITTI**	**4:01.968**	15:35:46.609	1	Maserati 250F 2532
25	**Marino FRANCHITTI**	**2:57.811**	15:38:44.426	2	Maserati 250F 2532
25	**Marino FRANCHITTI**	**2:44.947**	15:41:29.369	3	Maserati 250F 2532
25	**Marino FRANCHITTI**	**2:39.134**	15:44:08.501	4	Maserati 250F 2532
25	**Marino FRANCHITTI**	**2:38.260**	15:46:46.762	5	Maserati 250F 2532
25	**Marino FRANCHITTI**	**2:37.561**	15:52:03.188	7	Maserati 250F 2532
25	**Marino FRANCHITTI**	**2:36.696**	15:54:39.882	8	Maserati 250F 2532

Leader History

NO	NAME	FROM LAP	LAPS LED	DISTANCE	VEHICLE
25	**Marino FRANCHITTI**	1	8	29.28 miles	Maserati 250F 2532

Silverstone GP

Weather / Track : Sunny / Dry

Circuit Length = 3.6604 miles

These results are provisional until the conclusion of any judicial and technical matters.

Start: 15:31 Flag 15:53 End: 15:56

Clerk Of Course :		Timekeeper :

Silverstone Classic

Gallet Trophy for Pre '66 Grand Prix Cars (HGPCA)

RACE 8 - STATISTICS

CLASS : 7a

2 Starters

Fastest Lap History

NO	NAME	LAP TIME	TIME OF DAY	LAP	VEHICLE
1	**Miles GRIFFITHS**	**3:56.632**	15:35:41.193	1	Lotus 16 368
1	**Miles GRIFFITHS**	**2:40.520**	15:38:21.796	2	Lotus 16 368
1	**Miles GRIFFITHS**	**2:30.830**	15:40:52.627	3	Lotus 16 368
1	**Miles GRIFFITHS**	**2:28.107**	15:45:52.430	5	Lotus 16 368
1	**Miles GRIFFITHS**	**2:28.054**	15:48:20.485	6	Lotus 16 368

Leader History

NO	NAME	FROM LAP	LAPS LED	DISTANCE	VEHICLE
1	**Miles GRIFFITHS**	1	8	29.28 miles	Lotus 16 368

Silverstone GP

Weather / Track : Sunny / Dry

Circuit Length = 3.6604 miles

These results are provisional until the conclusion of any judicial and technical matters.

Start: 15:31 Flag 15:53 End: 15:56

Clerk Of Course :		Timekeeper :

Silverstone Classic

Gallet Trophy for Pre '66 Grand Prix Cars (HGPCA)

RACE 8 - STATISTICS

CLASS : 7b

7 Starters

Fastest Lap History

NO	NAME	LAP TIME	TIME OF DAY	LAP	VEHICLE
10	**Will NUTHALL**	**3:56.173**	15:35:40.832	1	Cooper T53
10	**Will NUTHALL**	**2:43.801**	15:38:24.629	2	Cooper T53
12	**Rudi FRIEDRICHS**	**2:42.840**	15:38:25.496	2	Cooper T53
10	**Will NUTHALL**	**2:31.537**	15:40:56.163	3	Cooper T53
10	**Will NUTHALL**	**2:29.291**	15:43:25.453	4	Cooper T53
10	**Will NUTHALL**	**2:27.731**	15:45:53.185	5	Cooper T53
10	**Will NUTHALL**	**2:26.953**	15:48:20.138	6	Cooper T53
18	**Sam WILSON**	**2:26.179**	15:53:19.574	8	Lotus 18 372

Leader History

NO	NAME	FROM LAP	LAPS LED	DISTANCE	VEHICLE
10	**Will NUTHALL**	1	8	29.28 miles	Cooper T53

Silverstone GP

Weather / Track : Sunny / Dry

Circuit Length = 3.6604 miles

These results are provisional until the conclusion of any judicial and technical matters.

Start: 15:31 Flag 15:53 End: 15:56

Clerk Of Course :		Timekeeper :

Silverstone Classic

Gallet Trophy for Pre '66 Grand Prix Cars (HGPCA)

RACE 8 - STATISTICS

CLASS : 7c

1 Starters

Fastest Lap History

NO	NAME	LAP TIME	TIME OF DAY	LAP	VEHICLE
60	**Elliott HANN**	**4:06.904**	15:35:51.533	1	Cooper T41
60	**Elliott HANN**	**3:13.468**	15:39:05.013	2	Cooper T41

Leader History

NO	NAME	FROM LAP	LAPS LED	DISTANCE	VEHICLE
60	**Elliott HANN**	1	2	7.32 miles	Cooper T41

Silverstone GP

Weather / Track : Sunny / Dry

Circuit Length = 3.6604 miles

These results are provisional until the conclusion of any judicial and technical matters.

Start: 15:31 Flag 15:53 End: 15:56

Clerk Of Course :		Timekeeper :

Silverstone Classic

Gallet Trophy for Pre '66 Grand Prix Cars (HGPCA)

RACE 8 - STATISTICS

CLASS : 8

2 Starters

Fastest Lap History

NO	NAME	LAP TIME	TIME OF DAY	LAP	VEHICLE
28	**Eddie MCGUIRE**	**3:59.049**	15:35:43.695	1	Scarab Offenhauser
30	**Julian BRONSON**	**2:49.847**	15:38:35.797	2	Scarab Offenhauser
30	**Julian BRONSON**	**2:41.555**	15:41:17.354	3	Scarab Offenhauser
30	**Julian BRONSON**	**2:37.248**	15:43:54.602	4	Scarab Offenhauser
30	**Julian BRONSON**	**2:36.829**	15:46:31.427	5	Scarab Offenhauser
30	**Julian BRONSON**	**2:35.675**	15:49:07.107	6	Scarab Offenhauser

Leader History

NO	NAME	FROM LAP	LAPS LED	DISTANCE	VEHICLE
28	**Eddie MCGUIRE**	1	1	3.66 miles	Scarab Offenhauser
30	**Julian BRONSON**	2	7	25.62 miles	Scarab Offenhauser

Silverstone GP

Weather / Track : Sunny / Dry

Circuit Length = 3.6604 miles

These results are provisional until the conclusion of any judicial and technical matters.

Start: 15:31 Flag 15:53 End: 15:56

Clerk Of Course :		Timekeeper :

Silverstone Classic

Gallet Trophy for Pre '66 Grand Prix Cars (HGPCA)

RACE 8 - STATISTICS

CLASS : 9

5 Starters

Fastest Lap History

NO	NAME	LAP TIME	TIME OF DAY	LAP	VEHICLE
9	**Mark DANIELL**	**3:59.899**	15:35:44.536	1	Cooper T45
9	**Mark DANIELL**	**2:50.699**	15:38:35.245	2	Cooper T45
9	**Mark DANIELL**	**2:40.567**	15:41:15.814	3	Cooper T45
9	**Mark DANIELL**	**2:37.065**	15:43:52.878	4	Cooper T45
9	**Mark DANIELL**	**2:36.919**	15:46:29.796	5	Cooper T45
9	**Mark DANIELL**	**2:35.964**	15:49:05.760	6	Cooper T45
9	**Mark DANIELL**	**2:34.766**	15:54:22.812	8	Cooper T45

Leader History

NO	NAME	FROM LAP	LAPS LED	DISTANCE	VEHICLE
9	**Mark DANIELL**	1	8	29.28 miles	Cooper T45

Silverstone GP

Weather / Track : Sunny / Dry

Circuit Length = 3.6604 miles

These results are provisional until the conclusion of any judicial and technical matters.

Start: 15:31 Flag 15:53 End: 15:56

Clerk Of Course :		Timekeeper :

HSCC

SilverstoneClassic 26|27|28 JULY 2019

Silverstone Classic

Gallet Trophy for Pre '66 Grand Prix Cars (HGPCA)

RACE 19 - GRID (20 minutes)

Sheet No:	Issue Time:

ROW 22	43	60	Elliott HANN			
ROW 21	41	66	Sid HOOLE	42	51	Rod JOLLEY
ROW 20	39	17	Arnout KOK	40	111	Helmut GASSMANN
ROW 19	37	24	Ingo STROLZ	38	132	Larry KINCH
ROW 18	35	23	Barry WOOD	36	15	Thomas MATZELBERGER
ROW 17	33	45	Tania PILKINGTON	34	75	Niamh WOOD
ROW 16	31	19	Paul GRANT	32	33	Chris PHILIPS
ROW 15	29	7	Nick TOPLISS	30	96	Harindra DE SILVA
ROW 14	27	21	Ian NUTHALL	28	8	Tony DITHERIDGE
ROW 13	25	32	Bernardo HARTOGS	26	248	Klaus LEHR
ROW 12	23	28	Eddie MCGUIRE	24	4	Greg THORNTON
ROW 11	21	14	Richard WILSON	22	80	Nick TAYLOR
ROW 10	19	25	Marino FRANCHITTI	20	49	Andrew BEAUMONT
ROW 9	17	127	Steve HART	18	35	Richard TARLING
ROW 8	15	9	Mark DANIELL	16	101	Tom DARK
ROW 7	13	133	Tim DE SILVA	14	30	Julian BRONSON
ROW 6	11	69	Benn TILLEY	12	27	Tony WOOD
ROW 5	9	94	Michael O'BRIEN	10	13	Joseph COLASACCO
ROW 4	7	3	Barry CANNELL	8	12	Rudi FRIEDRICHS
ROW 3	5	22	Peter HORSMANN	6	11	Jon FAIRLEY
ROW 2	3	79	Michael GANS	4	1	Miles GRIFFITHS
ROW 1	1	10	Will NUTHALL	2	18	Sam WILSON

Pole

Silverstone GP
Circuit Length = 3.6604 miles

These results are provisional until the conclusion of any judicial and technical matters.

Clerk Of Course :	Steward :	Timekeeper :

Results can be found at www.tsl-timing.com

Printed - 16:03 Saturday, 27 July 2019

Silverstone Classic

Gallet Trophy for Pre '66 Grand Prix Cars (HGPCA)

RACE 19 - CLASSIFICATION

Sheet No:	Issue Time:

POS	NO	CL	PIC	NAME	ENTRY	LAPS	TIME	GAP	DIFF	MPH	BEST	ON
1	18	7b	1	Sam WILSON	Lotus 18 372	9	21:18.625			92.75	2:20.194	2
2	11	12	1	Jon FAIRLEY	Brabham BT11/19	9	21:22.595	3.970	3.970	92.46	2:21.102	3
3	10	7b	2	Will NUTHALL	Cooper T53	9	21:24.940	6.315	2.345	92.30	2:21.472	2
4	79	12	2	Michael GANS	Cooper T79	9	21:31.279	12.654	6.339	91.84	2:21.802	2
5	1	7a	1	Miles GRIFFITHS	Lotus 16 368	9	21:32.023	13.398	0.744	91.79	2:21.830	2
6	3	12	3	Barry CANNELL	Brabham BT11A	9	21:35.217	16.592	3.194	91.56	2:21.991	5
7	22	12	4	Peter HORSMANN	Lotus 18/21	9	21:38.779	20.154	3.562	91.31	2:23.205	5
8	69	7b	3	Benn TILLEY	Lotus 18 373	9	22:13.725	55.100	34.946	88.92	2:26.388	4
9	101	7b	4	Tom DARK	Cooper T51	9	22:19.075	1:00.450	5.350	88.56	2:26.362	4
10	49	12	5	Andrew BEAUMONT	Lotus 18 915	9	22:21.487	1:02.862	2.412	88.40	2:26.054	8
11	27	7a	2	Tony WOOD	Maserati Tec Mec	9	22:37.314	1:18.689	15.827	87.37	2:29.600	5
12	133	11	1	Tim DE SILVA	Lotus 24 946	9	22:40.005	1:21.380	2.691	87.20	2:30.007	3
13	9	9	1	Mark DANIELL	Cooper T45	9	22:59.190	1:40.565	19.185	85.99	2:29.188	7
14	4	10	1	Greg THORNTON	LDS 03	9	22:59.434	1:40.809	0.244	85.97	2:30.925	5
15	32	10	2	Bernardo HARTOGS	Lotus 18/21 916	9	23:07.925	1:49.300	8.491	85.45	2:32.028	2
16	80	10	3	Nick TAYLOR	Lotus 18 914	9	23:08.172	1:49.547	0.247	85.43	2:32.542	3
17	25	6	1	Marino FRANCHITTI	Maserati 250F 2532	9	23:14.114	1:55.489	5.942	85.07	2:31.680	7
18	14	11	2	Richard WILSON	Cooper T60	9	23:16.069	1:57.444	1.955	84.95	2:32.056	2
19	66	11	3	Sid HOOLE	Cooper T66 F1	9	23:23.852	2:05.227	7.783	84.48	2:32.155	7
20	35	10	4	Richard TARLING	Assegai	9	23:24.355	2:05.730	0.503	84.45	2:32.976	7
21	96	11	4	Harindra DE SILVA	Scirocco BRM	9	23:42.126	2:23.501	17.771	83.39	2:34.828	7
22	7	12	6	Nick TOPLISS	Cooper T53 Lowline	9	23:43.115	2:24.490	0.989	83.33	2:36.540	3
23	248	6	2	Klaus LEHR	Maserati 250F CM5	9	23:46.057	2:27.432	2.942	83.16	2:37.005	6
24	21	5	1	Ian NUTHALL	Alta F2	8	21:24.462	1 Lap	1 Lap	82.07	2:38.493	4
25	132	12	7	Larry KINCH	Lotus 32 Tasman	8	21:34.907	1 Lap	10.445	81.41	2:38.579	7
26	15	7b	5	Thomas MATZELBERGER	Cooper T45/51	8	21:39.926	1 Lap	5.019	81.09	2:37.675	4
27	19	5	2	Paul GRANT	Cooper Bristol Mk2 3/53	8	21:42.479	1 Lap	2.553	80.93	2:41.291	8
28	33	5	3	Chris PHILIPS	Cooper Bristol Mk2 6/53	8	22:08.018	1 Lap	25.539	79.38	2:43.842	3
29	45	9	2	Tania PILKINGTON	Cooper T43	8	22:11.800	1 Lap	3.782	79.15	2:43.349	8
30	24	7b	6	Ingo STROLZ	Cooper T51	8	22:14.711	1 Lap	2.911	78.98	2:42.177	5
31	75	5	4	Niamh WOOD	Cooper Bristol Mk1 8/52	8	22:21.452	1 Lap	6.741	78.58	2:45.308	7
32	23	5	5	Barry WOOD	Cooper Bristol Mk1 6/52	8	22:36.724	1 Lap	15.272	77.70	2:45.954	3
33	111	6	3	Helmut GASSMANN	Connaught B4	8	23:45.618	1 Lap	1:08.894	73.94	2:50.952	3
34	17	6	4	Arnout KOK	Netuar Peugeot	8	23:46.630	1 Lap	1.012	73.89	2:48.731	3
35	8	9	3	Tony DITHERIDGE	Cooper T45	7	21:49.960	2 Laps	1 Lap	70.41	2:39.152	6
					NOT CLASSIFIED							
DNF	28	8		Eddie MCGUIRE	Scarab Offenhauser	8	20:15.579	1 Lap	0.000	86.72	2:29.695	5
DNF	127	9		Steve HART	Cooper T51	7	17:51.253	2 Laps	1 Lap	86.10	2:31.941	4
DNF	30	8		Julian BRONSON	Scarab Offenhauser	6	15:15.338	3 Laps	1 Lap	86.37	2:29.289	5
DNF	94	12		Michael O'BRIEN	Brabham BT14	3	7:41.126	6 Laps	3 Laps	85.73	2:26.867	1
DNF	51	9		Rod JOLLEY	Cooper T43/51	2	5:26.771	7 Laps	1 Lap	80.65	2:35.861	2
DNF	12	7b		Rudi FRIEDRICHS	Cooper T53	1	2:39.349	8 Laps	1 Lap	82.69		
DNF	13	11		Joseph COLASACCO	Ferrari 1512	0						

FASTEST LAP

18	7b	Sam WILSON	Lotus 18 372	2	2:20.194	93.99 mph	151.27 kph
11	12	Jon FAIRLEY	Brabham BT11/19	3	2:21.102	93.39 mph	150.29 kph
1	7a	Miles GRIFFITHS	Lotus 16 368	2	2:21.830	92.91 mph	149.52 kph
9	9	Mark DANIELL	Cooper T45	7	2:29.188	88.33 mph	142.15 kph
30	8	Julian BRONSON	Scarab Offenhauser	5	2:29.289	88.27 mph	142.05 kph
133	11	Tim DE SILVA	Lotus 24 946	3	2:30.007	87.84 mph	141.37 kph
4	10	Greg THORNTON	LDS 03	5	2:30.925	87.31 mph	140.51 kph
25	6	Marino FRANCHITTI	Maserati 250F 2532	7	2:31.680	86.87 mph	139.81 kph
21	5	Ian NUTHALL	Alta F2	4	2:38.493	83.14 mph	133.80 kph

Silverstone GP

Weather / Track : Overcast / Dry

Circuit Length = 3.6604 miles

These results are provisional until the conclusion of any judicial and technical matters.

Start: 15:19 Flag 15:40 End: 15:43

Clerk Of Course :	Steward :	Timekeeper :

Results can be found at www.tsl-timing.com

Printed - 15:44 Sunday, 28 July 2019

Silverstone Classic

Gallet Trophy for Pre '66 Grand Prix Cars (HGPCA)

RACE 19 - LAP CHART

LAP 1 @ 15:21:34.047

NO	BEHIND	LAP TIME
18		2:21.290
10	0.327	2:21.617
79	0.969	2:22.259
1	2.247	2:23.537
22	3.134	2:24.424
11	3.865	2:25.155
3	4.760	2:26.050
94	5.577	2:26.867
101	9.312	2:30.602
69	10.463	2:31.753
27	11.381	2:32.671
30	11.659	2:32.949
9	12.213	2:33.503
49	12.684	2:33.974
28	13.460	2:34.750
133	13.600	2:34.890
35	13.980	2:35.270
127	14.968	2:36.258
25	15.958	2:37.248
4	16.209	2:37.499
80	16.767	2:38.057
32	16.975	2:38.265
14	17.165	2:38.455
12	18.059	2:39.349 **P**
248	22.297	2:43.587
7	23.316	2:44.606
21	24.306	2:45.596
96	24.831	2:46.121
19	27.381	2:48.671
8	28.056	2:49.346
33	29.537	2:50.827
51	29.620	2:50.910
132	30.586	2:51.876
66	31.301	2:52.591
75	34.468	2:55.758
45	36.546	2:57.836
23	37.051	2:58.341
24	39.049	3:00.339
15	39.288	3:00.578
17	42.634	3:03.924
111	59.822	3:21.112

LAP 2 @ 15:23:54.241

NO	BEHIND	LAP TIME
18		2:20.194
10	1.605	2:21.472
79	2.577	2:21.802
1	3.883	2:21.830
11	5.220	2:21.549
22	6.724	2:23.784
3	6.799	2:22.233
101	16.214	2:27.096
69	17.326	2:27.057
94	18.394	2:33.011
27	21.393	2:30.206
30	21.676	2:30.211
49	22.365	2:29.875
9	22.520	2:30.501
28	24.213	2:30.947
133	24.352	2:30.946
127	26.793	2:32.019
4	27.352	2:31.337
35	27.797	2:34.011
32	28.809	2:32.028
14	29.027	2:32.056
80	30.008	2:33.435
25	32.686	2:36.922
248	39.713	2:37.610
7	41.739	2:38.617
96	42.038	2:37.401
21	43.245	2:39.133
51	45.287	2:35.861
66	46.290	2:35.183
19	49.297	2:42.110
132	52.729	2:42.337
8	53.053	2:45.191
33	54.649	2:45.306
15	1:00.768	2:41.674
75	1:01.959	2:47.685
45	1:02.300	2:45.948
23	1:04.479	2:47.622
24	1:05.570	2:46.715
17	1:13.187	2:50.747
111	1:32.771	2:53.143

LAP 3 @ 15:26:15.479

NO	BEHIND	LAP TIME
18		2:21.238
10	2.078	2:21.711
79	4.097	2:22.758
1	4.622	2:21.977
11	5.084	2:21.102
3	8.842	2:23.281
22	10.132	2:24.646
101	22.054	2:27.078
69	22.935	2:26.847
9	30.766	2:29.484
49	31.722	2:30.595
27	32.183	2:32.028
28	32.929	2:29.954
133	33.121	2:30.007
30	35.522	2:35.084
4	37.441	2:31.327
94	38.404	2:41.248
127	39.126	2:33.571
32	39.908	2:32.337
14	40.437	2:32.648
35	40.978	2:34.419
80	41.312	2:32.542
25	43.187	2:31.739
7	57.041	2:36.540
248	57.876	2:39.401
96	58.139	2:37.339
66	58.786	2:33.734
21	1:00.791	2:38.784
19	1:11.148	2:43.089
132	1:12.308	2:40.817
33	1:17.253	2:43.842
15	1:17.804	2:38.274
8	1:19.610	2:47.795 **P**
45	1:26.151	2:45.089
75	1:27.915	2:47.194
23	1:29.195	2:45.954
24	1:30.680	2:46.348
17	1:40.680	2:48.731
111	2:02.485	2:50.952

LAP 4 @ 15:28:36.498

NO	BEHIND	LAP TIME
18		2:21.019
10	2.751	2:21.692
79	6.042	2:22.964
11	6.514	2:22.449
1	7.149	2:23.546
3	10.505	2:22.682
22	12.634	2:23.521
101	27.397	2:26.362
69	28.304	2:26.388
49	39.705	2:29.002
27	41.007	2:29.843
28	42.458	2:30.548
133	43.027	2:30.925
30	43.908	2:29.405
4	48.649	2:32.227
127	50.048	2:31.941
80	53.949	2:33.656
32	54.588	2:35.699
14	54.982	2:35.564
35	55.535	2:35.576
25	57.672	2:35.504
9	58.379	2:48.632
7	1:12.647	2:36.625
66	1:14.085	2:36.318
248	1:15.328	2:38.471
96	1:15.552	2:38.432
21	1:18.265	2:38.493
132	1:31.802	2:40.513
19	1:32.585	2:42.456
15	1:34.460	2:37.675
33	1:40.219	2:43.985
45	1:50.933	2:45.801
75	1:53.041	2:46.145
23	1:54.144	2:45.968
24	1:55.235	2:45.574
17	2:09.453	2:49.792

LAP 5 @ 15:30:57.857

NO	BEHIND	LAP TIME
18		2:21.359
10	4.063	2:22.671
11	7.529	2:22.374
79	8.341	2:23.658
1	9.468	2:23.678
3	11.137	2:21.991
111	1 Lap	2:52.131
22	14.480	2:23.205
101	32.992	2:26.954
69	36.022	2:29.077
49	45.541	2:27.195
27	49.248	2:29.600
28	50.794	2:29.695
30	51.838	2:29.289
133	52.189	2:30.521
4	58.215	2:30.925
127	1:00.737	2:32.048
32	1:06.408	2:33.179
9	1:08.217	2:31.197
80	1:08.665	2:36.075
14	1:08.681	2:35.058
35	1:08.850	2:34.674
25	1:11.078	2:34.765
66	1:26.013	2:33.287
7	1:28.064	2:36.776
248	1:30.976	2:37.007
96	1:31.300	2:37.107
21	1:36.259	2:39.353
8	1 Lap	5:03.870
132	1:51.107	2:40.664
15	1:51.475	2:38.374
19	1:53.218	2:41.992
33	2:02.925	2:44.065
45	2:13.919	2:44.345
24	2:16.053	2:42.177
75	2:17.500	2:45.818
23	2:19.206	2:46.421

Weather / Track : Overcast / Dry

Silverstone GP
Circuit Length = 3.6604 miles
Start: 15:19 Flag 15:40 End: 15:43

Silverstone Classic

Gallet Trophy for Pre '66 Grand Prix Cars (HGPCA)

RACE 19 - LAP CHART

LAP 6		@ 15:33:19.230
NO	BEHIND	LAP TIME
18		2:21.373
10	6.209	2:23.519
11	7.724	2:21.568
1	10.630	2:22.535
79	10.939	2:23.971
3	12.050	2:22.286
22	19.083	2:25.976
17	1 Lap	2:59.942
101	41.110	2:29.491
69	41.282	2:26.633
111	1 Lap	2:56.424
49	52.075	2:27.907
27	57.836	2:29.961
28	59.310	2:29.889
133	1:01.315	2:30.499
4	1:08.849	2:32.007
30	1:08.865	2:38.400 **P**
127	1:12.057	2:32.693
9	1:17.652	2:30.808
32	1:20.170	2:35.135
80	1:21.453	2:34.161
35	1:21.890	2:34.413
25	1:25.674	2:35.969
14	1:29.853	2:42.545
66	1:37.094	2:32.454
7	1:43.840	2:37.149
248	1:46.608	2:37.005
96	1:46.849	2:36.922
21	1:55.647	2:40.761
132	2:09.369	2:39.635
15	2:09.506	2:39.404
19	2:13.159	2:41.314
8	1 Lap	3:04.514

LAP 7		@ 15:35:43.646
NO	BEHIND	LAP TIME
18		2:24.416
33	1 Lap	2:45.803
11	6.016	2:22.708
10	6.275	2:24.482
79	11.353	2:24.830
1	12.033	2:25.819
3	12.936	2:25.302
45	1 Lap	2:45.832
24	1 Lap	2:45.884
75	1 Lap	2:45.426
22	19.236	2:24.569
23	1 Lap	2:49.070
101	43.338	2:26.644
69	43.766	2:26.900
49	55.869	2:28.210
17	1 Lap	3:00.771
27	1:03.224	2:29.804
133	1:08.637	2:31.738
28	1:10.170	2:35.276
4	1:16.996	2:32.563
127	1:20.364	2:32.723
111	1 Lap	2:58.204
9	1:22.424	2:29.188
32	1:29.739	2:33.985
35	1:30.450	2:32.976
80	1:30.601	2:33.564
25	1:32.938	2:31.680
14	1:39.335	2:33.898
66	1:44.833	2:32.155
7	1:56.348	2:36.924
96	1:57.261	2:34.828
248	2:00.402	2:38.210
21	2:10.880	2:39.649

LAP 8		@ 15:38:06.495
NO	BEHIND	LAP TIME
18		2:22.849
132	1 Lap	2:38.579
15	1 Lap	2:39.083
11	5.532	2:22.365
10	7.431	2:24.005
19	1 Lap	2:41.556
79	12.556	2:24.052
1	13.407	2:24.223
8	2 Laps	2:39.152
3	16.155	2:26.068
22	20.483	2:24.096
33	1 Lap	2:46.521
45	1 Lap	2:43.600
24	1 Lap	2:43.868
75	1 Lap	2:45.308
101	47.628	2:27.139
69	48.515	2:27.598
23	1 Lap	2:49.914
49	59.074	2:26.054
27	1:12.014	2:31.639
133	1:15.885	2:30.097
28	1:21.841	2:34.520
4	1:27.869	2:33.722
9	1:29.875	2:30.300
32	1:41.069	2:34.179
80	1:41.438	2:33.686
35	1:41.813	2:34.212
17	1 Lap	3:05.478
25	1:45.783	2:35.694
14	1:48.950	2:32.464
111	1 Lap	2:56.152
66	1:54.603	2:32.619
7	2:11.660	2:38.161
96	2:11.907	2:37.495
248	2:15.258	2:37.705

LAP 9		@ 15:40:31.382
NO	BEHIND	LAP TIME
18		2:24.887
11	3.970	2:23.325
21	1 Lap	2:42.693
10	6.315	2:23.771
79	12.654	2:24.985
1	13.398	2:24.878
132	1 Lap	2:40.486
3	16.592	2:25.324
22	20.154	2:24.558
15	1 Lap	2:44.864
19	1 Lap	2:41.291
8	2 Laps	2:40.092
33	1 Lap	2:47.669
45	1 Lap	2:43.349
69	55.100	2:31.472
24	1 Lap	2:43.806
101	1:00.450	2:37.709
75	1 Lap	2:48.118
49	1:02.862	2:28.675
23	1 Lap	2:53.434
27	1:18.689	2:31.562
133	1:21.380	2:30.382
9	1:40.565	2:35.577
4	1:40.809	2:37.827
32	1:49.300	2:33.118
80	1:49.547	2:32.996
25	1:55.489	2:34.593
14	1:57.444	2:33.381
66	2:05.227	2:35.511
35	2:05.730	2:48.804
96	2:23.501	2:36.481
7	2:24.490	2:37.717
111	1 Lap	2:57.500
248	2:27.432	2:37.061
17	1 Lap	3:07.245

Weather / Track : Overcast / Dry

Silverstone GP
Circuit Length = 3.6604 miles
Start: 15:19 Flag 15:40 End: 15:43

Silverstone Classic

Gallet Trophy for Pre '66 Grand Prix Cars (HGPCA)

RACE 19 - SECTOR ANALYSIS

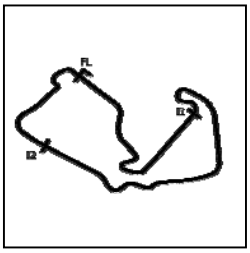

SECTOR 1 = FL to I1, SECTOR 2 = I1 to I2, SECTOR 3 = I2 to FL, DIFF = Difference To Personal Best Lap, P = Crossed Finish Line in Pit Lane, D = Time Disallowed

P1 18 7b Sam WILSON Lotus 18 372

IDEAL LAP TIME : 2:19.767 BEST LAP TIME : 2:20.194 DIFFERENCE : 0.427

LAP	SECTOR 1		SECTOR 2		SECTOR 3		LAP TIME	MPH	DIFF	TIME OF DAY
1 -		136.1	1:08.891	140.1	29.716	94.6	2:21.290	93.26	1.096	15:21:34.047
2 -	42.743	135.8	***1:07.489***	145.5	29.962	***96.6***	***2:20.194*** **(1)**	***93.99***		***15:23:54.241***
3 -	***42.588***	136.1	1:08.822	144.3	29.828	95.3	2:21.238 **(3)**	93.30	1.044	15:26:15.479
4 -	43.320	133.9	1:08.009	***146.2***	***29.690***	96.4	2:21.019 **(2)**	93.44	0.825	15:28:36.498
5 -	42.715	135.5	1:08.667	145.2	29.977	95.7	2:21.359	93.22	1.165	15:30:57.857
6 -	43.067	***136.3***	1:08.118	145.5	30.188	95.5	2:21.373	93.21	1.179	15:33:19.230
7 -	43.939	133.6	1:09.088	144.9	31.389	92.6	2:24.416	91.24	4.222	15:35:43.646
8 -	43.055	135.8	1:08.695	144.9	31.099	93.3	2:22.849	92.24	2.655	15:38:06.495
9 -	44.015	132.1	1:10.161	142.7	30.711	93.7	2:24.887	90.95	4.693	15:40:31.382

P2 11 12 Jon FAIRLEY Brabham BT11/19

IDEAL LAP TIME : 2:20.633 BEST LAP TIME : 2:21.102 DIFFERENCE : 0.469

LAP	SECTOR 1		SECTOR 2		SECTOR 3		LAP TIME	MPH	DIFF	TIME OF DAY
1 -		129.3	1:08.839	143.3	30.118	100.9	2:25.155	90.78	4.053	15:21:37.912
2 -	***42.582***	***138.0***	1:09.222	143.3	***29.745***	100.9	2:21.549 **(2)**	93.09	0.447	15:23:59.461
3 -	42.929	137.5	***1:08.306***	142.1	29.867	100.9	***2:21.102*** **(1)**	***93.39***		***15:26:20.563***
4 -	43.691	137.2	1:08.567	***144.0***	30.191	***102.4***	2:22.449	92.50	1.347	15:28:43.012
5 -	43.483	137.5	1:09.101	142.1	29.790	99.2	2:22.374	92.55	1.272	15:31:05.386
6 -	42.904	135.5	1:08.785	141.8	29.879	101.3	2:21.568 **(3)**	93.08	0.466	15:33:26.954
7 -	43.458	135.5	1:08.707	142.7	30.543	95.4	2:22.708	92.34	1.606	15:35:49.662
8 -	42.666	135.5	1:09.381	141.2	30.318	98.8	2:22.365	92.56	1.263	15:38:12.027
9 -	44.023	133.6	1:09.097	141.5	30.205	100.7	2:23.325	91.94	2.223	15:40:35.352

P3 10 7b Will NUTHALL Cooper T53

IDEAL LAP TIME : 2:21.331 BEST LAP TIME : 2:21.472 DIFFERENCE : 0.141

LAP	SECTOR 1		SECTOR 2		SECTOR 3		LAP TIME	MPH	DIFF	TIME OF DAY
1 -		132.1	1:09.211	140.6	30.112	98.2	2:21.617 **(2)**	93.05	0.145	15:21:34.374
2 -	42.638	***135.8***	1:08.918	140.1	***29.916***	***98.3***	***2:21.472*** **(1)**	***93.14***		***15:23:55.846***
3 -	***42.554***	132.6	1:09.058	139.8	30.099	97.2	2:21.711	92.99	0.239	15:26:17.557
4 -	42.742	132.8	***1:08.861***	140.1	30.089	97.5	2:21.692 **(3)**	93.00	0.220	15:28:39.249
5 -	42.839	132.1	1:09.538	139.8	30.294	97.8	2:22.671	92.36	1.199	15:31:01.920
6 -	42.992	131.8	1:10.021	138.6	30.506	96.9	2:23.519	91.81	2.047	15:33:25.439
7 -	43.626	129.0	1:10.262	***141.5***	30.594	93.5	2:24.482	91.20	3.010	15:35:49.921
8 -	43.321	133.4	1:10.168	138.6	30.516	95.3	2:24.005	91.50	2.533	15:38:13.926
9 -	43.367	134.2	1:10.232	139.2	30.172	97.1	2:23.771	91.65	2.299	15:40:37.697

P4 79 12 Michael GANS Cooper T79

IDEAL LAP TIME : 2:21.564 BEST LAP TIME : 2:21.802 DIFFERENCE : 0.238

LAP	SECTOR 1		SECTOR 2		SECTOR 3		LAP TIME	MPH	DIFF	TIME OF DAY
1 -		133.1	1:09.095	***143.7***	***30.217***	95.5	2:22.259 **(2)**	92.63	0.457	15:21:35.016
2 -	43.231	***135.5***	***1:08.249***	143.0	30.322	92.6	***2:21.802*** **(1)**	***92.93***		***15:23:56.818***
3 -	***43.098***	131.3	1:09.194	141.8	30.466	95.8	2:22.758 **(3)**	92.30	0.956	15:26:19.576
4 -	43.394	131.5	1:09.257	141.2	30.313	***100.1***	2:22.964	92.17	1.162	15:28:42.540
5 -	43.499	129.0	1:09.682	136.1	30.477	96.0	2:23.658	91.73	1.856	15:31:06.198
6 -	44.228	130.0	1:09.314	137.7	30.429	97.5	2:23.971	91.53	2.169	15:33:30.169
7 -	43.549	131.3	1:10.424	135.8	30.857	97.2	2:24.830	90.98	3.028	15:35:54.999
8 -	43.416	130.8	1:09.887	136.1	30.749	97.5	2:24.052	91.47	2.250	15:38:19.051
9 -	43.620	131.5	1:10.323	136.6	31.042	98.9	2:24.985	90.89	3.183	15:40:44.036

Weather / Track : Overcast / Dry

Silverstone GP
Circuit Length = 3.6604 miles
Start: 15:19 Flag 15:40 End: 15:43

Silverstone Classic

Gallet Trophy for Pre '66 Grand Prix Cars (HGPCA)

RACE 19 - SECTOR ANALYSIS

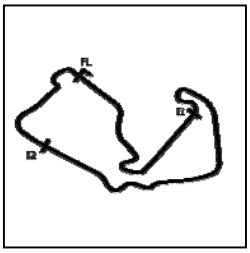

SECTOR 1 = FL to I1, SECTOR 2 = I1 to I2, SECTOR 3 = I2 to FL, DIFF = Difference To Personal Best Lap, P = Crossed Finish Line in Pit Lane, D = Time Disallowed

P5 1 7a Miles GRIFFITHS — Lotus 16 368

IDEAL LAP TIME : 2:21.236 BEST LAP TIME : 2:21.830 DIFFERENCE : 0.594

LAP	SECTOR 1		SECTOR 2		SECTOR 3		LAP TIME	MPH	DIFF	TIME OF DAY
1 -		***139.5***	1:10.526	144.9	30.000	***97.9***	2:23.537	91.80	1.707	15:21:36.294
2 -	43.095	136.3	1:08.834	141.8	***29.901***	96.9	***2:21.830*** **(1)**	***92.91***		***15:23:58.124***
3 -	***42.895***	136.9	***1:08.440***	***145.2***	30.642	95.8	2:21.977 **(2)**	92.81	0.147	15:26:20.101
4 -	43.325	135.0	1:09.404	143.3	30.817	94.7	2:23.546	91.80	1.716	15:28:43.647
5 -	43.136	133.6	1:09.519	142.4	31.023	94.6	2:23.678	91.71	1.848	15:31:07.325
6 -	43.114	122.4	1:09.234	144.3	30.187	92.1	2:22.535 **(3)**	92.45	0.705	15:33:29.860
7 -	44.382	134.4	1:09.842	140.6	31.595	96.5	2:25.819	90.37	3.989	15:35:55.679
8 -	43.229	131.8	1:10.328	138.6	30.666	93.9	2:24.223	91.37	2.393	15:38:19.902
9 -	43.231	136.9	1:10.348	141.8	31.299	95.3	2:24.878	90.95	3.048	15:40:44.780

P6 3 12 Barry CANNELL — Brabham BT11A

IDEAL LAP TIME : 2:21.372 BEST LAP TIME : 2:21.991 DIFFERENCE : 0.619

LAP	SECTOR 1		SECTOR 2		SECTOR 3		LAP TIME	MPH	DIFF	TIME OF DAY
1 -		131.5	1:10.392	144.6	30.335	***99.2***	2:26.050	90.22	4.059	15:21:38.807
2 -	***42.733***	125.9	1:08.922	***145.2***	30.578	93.8	2:22.233 **(2)**	92.64	0.242	15:24:01.040
3 -	43.224	129.3	1:09.251	144.0	30.806	97.2	2:23.281	91.97	1.290	15:26:24.321
4 -	43.257	***134.7***	1:08.895	143.3	30.530	98.6	2:22.682	92.35	0.691	15:28:47.003
5 -	43.023	***134.7***	***1:08.493***	143.0	30.475	94.9	***2:21.991*** **(1)**	***92.80***		***15:31:08.994***
6 -	43.185	131.3	1:08.955	144.0	***30.146***	96.2	2:22.286 **(3)**	92.61	0.295	15:33:31.280
7 -	43.263	129.3	1:09.825	132.8	32.214	90.9	2:25.302	90.69	3.311	15:35:56.582
8 -	43.033	134.4	1:12.296	137.7	30.739	91.8	2:26.068	90.21	4.077	15:38:22.650
9 -	43.920	130.5	1:10.491	140.9	30.913	93.4	2:25.324	90.67	3.333	15:40:47.974

P7 22 12 Peter HORSMANN — Lotus 18/21

IDEAL LAP TIME : 2:22.544 BEST LAP TIME : 2:23.205 DIFFERENCE : 0.661

LAP	SECTOR 1		SECTOR 2		SECTOR 3		LAP TIME	MPH	DIFF	TIME OF DAY
1 -		135.8	1:09.830	***145.5***	31.070	***98.9***	2:24.424	91.24	1.219	15:21:37.181
2 -	43.104	***138.3***	1:09.387	144.0	31.293	84.0	2:23.784 **(3)**	91.64	0.579	15:24:00.965
3 -	44.133	138.0	1:09.587	144.0	30.926	97.3	2:24.646	91.10	1.441	15:26:25.611
4 -	***42.885***	137.7	1:09.689	143.0	30.947	96.4	2:23.521 **(2)**	91.81	0.316	15:28:49.132
5 -	43.052	137.7	***1:08.982***	144.0	31.171	97.2	***2:23.205*** **(1)**	***92.02***		***15:31:12.337***
6 -	44.810	135.5	1:09.830	143.7	31.336	97.3	2:25.976	90.27	2.771	15:33:38.313
7 -	43.411	136.1	1:09.794	144.3	31.364	98.1	2:24.569	91.15	1.364	15:36:02.882
8 -	43.552	137.5	1:09.867	143.3	***30.677***	95.8	2:24.096	91.45	0.891	15:38:26.978
9 -	43.478	137.2	1:09.941	144.3	31.139	96.8	2:24.558	91.15	1.353	15:40:51.536

P8 69 7b Benn TILLEY — Lotus 18 373

IDEAL LAP TIME : 2:25.696 BEST LAP TIME : 2:26.388 DIFFERENCE : 0.692

LAP	SECTOR 1		SECTOR 2		SECTOR 3		LAP TIME	MPH	DIFF	TIME OF DAY
1 -		121.3	1:13.181	130.8	31.588	94.7	2:31.753	86.83	5.365	15:21:44.510
2 -	44.566	118.3	1:11.510	131.8	30.981	95.3	2:27.057	89.61	0.669	15:24:11.567
3 -	44.515	118.5	1:11.098	***132.8***	31.234	95.4	2:26.847 **(3)**	89.73	0.459	15:26:38.414
4 -	44.524	122.4	1:10.996	131.5	30.868	95.4	***2:26.388*** **(1)**	***90.01***		***15:29:04.802***
5 -	47.638	120.0	***1:10.618***	131.0	30.821	***95.5***	2:29.077	88.39	2.689	15:31:33.879
6 -	44.408	121.3	1:10.915	131.3	31.310	93.8	2:26.633 **(2)**	89.86	0.245	15:34:00.512
7 -	45.223	121.3	1:10.870	131.8	***30.807***	94.5	2:26.900	89.70	0.512	15:36:27.412
8 -	***44.271***	***126.8***	1:10.957	***132.8***	32.370	92.6	2:27.598	89.28	1.210	15:38:55.010
9 -	46.166	119.8	1:13.000	130.0	32.306	89.5	2:31.472	86.99	5.084	15:41:26.482

Weather / Track : Overcast / Dry

Silverstone GP
Circuit Length = 3.6604 miles
Start: 15:19 Flag 15:40 End: 15:43

Silverstone Classic

Gallet Trophy for Pre '66 Grand Prix Cars (HGPCA)

RACE 19 - SECTOR ANALYSIS

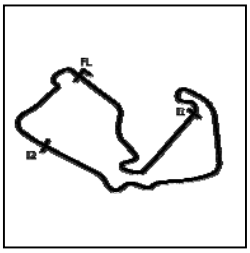

SECTOR 1 = FL to I1, SECTOR 2 = I1 to I2, SECTOR 3 = I2 to FL, DIFF = Difference To Personal Best Lap, P = Crossed Finish Line in Pit Lane, D = Time Disallowed

P9 101 7b Tom DARK — Cooper T51

IDEAL LAP TIME : 2:25.642 BEST LAP TIME : 2:26.362 DIFFERENCE : 0.720

LAP	SECTOR 1		SECTOR 2		SECTOR 3		LAP TIME	MPH	DIFF	TIME OF DAY
1 -		130.3	1:12.135	138.3	31.607	95.7	2:30.602	87.50	4.240	15:21:43.359
2 -	***44.094***	***133.4***	1:11.357	***138.9***	31.645	94.7	2:27.096	89.58	0.734	15:24:10.455
3 -	44.267	***133.4***	1:11.373	138.6	31.438	94.9	2:27.078	89.59	0.716	15:26:37.533
4 -	44.161	132.6	1:10.774	***138.9***	31.427	***95.8***	***2:26.362*** **(1)**	***90.03***		***15:29:03.895***
5 -	44.388	132.6	1:10.999	138.3	31.567	92.8	2:26.954 **(3)**	89.67	0.592	15:31:30.849
6 -	45.336	131.5	1:11.520	137.5	32.635	88.3	2:29.491	88.15	3.129	15:34:00.340
7 -	45.096	130.3	***1:10.299***	138.3	***31.249***	89.1	2:26.644 **(2)**	89.86	0.282	15:36:26.984
8 -	44.382	***133.4***	1:10.616	138.3	32.141	94.3	2:27.139	89.56	0.777	15:38:54.123
9 -	54.295	128.5	1:11.327	138.6	32.087	92.1	2:37.709	83.55	11.347	15:41:31.832

P10 49 12 Andrew BEAUMONT — Lotus 18 915

IDEAL LAP TIME : 2:25.717 BEST LAP TIME : 2:26.054 DIFFERENCE : 0.337

LAP	SECTOR 1		SECTOR 2		SECTOR 3		LAP TIME	MPH	DIFF	TIME OF DAY
1 -		128.0	1:12.074	132.8	33.463	89.3	2:33.974	85.58	7.920	15:21:46.731
2 -	45.231	128.0	1:12.020	132.3	32.624	78.2	2:29.875	87.92	3.821	15:24:16.606
3 -	48.217	129.8	***1:10.288***	***143.0***	32.090	91.5	2:30.595	87.50	4.541	15:26:47.201
4 -	45.744	128.5	1:11.346	141.5	31.912	91.6	2:29.002	88.44	2.948	15:29:16.203
5 -	44.349	132.6	1:11.360	141.8	***31.486***	92.3	2:27.195 **(2)**	89.52	1.141	15:31:43.398
6 -	45.079	131.3	1:11.321	141.8	31.507	94.7	2:27.907 **(3)**	89.09	1.853	15:34:11.305
7 -	45.039	129.5	1:11.579	137.7	31.592	96.2	2:28.210	88.91	2.156	15:36:39.515
8 -	***43.943***	***134.2***	1:10.478	140.9	31.633	***97.1***	***2:26.054*** **(1)**	***90.22***		***15:39:05.569***
9 -	44.342	128.3	1:12.330	141.8	32.003	87.0	2:28.675	88.63	2.621	15:41:34.244

P11 27 7a Tony WOOD — Maserati Tec Mec

IDEAL LAP TIME : 2:28.904 BEST LAP TIME : 2:29.600 DIFFERENCE : 0.696

LAP	SECTOR 1		SECTOR 2		SECTOR 3		LAP TIME	MPH	DIFF	TIME OF DAY
1 -		121.7	1:13.370	***138.6***	32.848	91.1	2:32.671	86.31	3.071	15:21:45.428
2 -	45.565	128.3	1:12.714	135.5	31.927	91.1	2:30.206	87.73	0.606	15:24:15.634
3 -	45.735	123.5	1:13.372	135.5	32.921	91.4	2:32.028	86.68	2.428	15:26:47.662
4 -	46.004	127.3	***1:12.208***	138.0	31.631	90.9	2:29.843 **(3)**	87.94	0.243	15:29:17.505
5 -	45.501	***129.0***	1:12.487	136.6	***31.612***	91.5	***2:29.600*** **(1)**	***88.08***		***15:31:47.105***
6 -	45.618	127.0	1:12.632	137.2	31.711	***92.6***	2:29.961	87.87	0.361	15:34:17.066
7 -	***45.084***	126.3	1:12.647	135.2	32.073	89.3	2:29.804 **(2)**	87.96	0.204	15:36:46.870
8 -	46.226	127.5	1:13.213	135.2	32.200	91.3	2:31.639	86.90	2.039	15:39:18.509
9 -	45.523	128.0	1:13.164	136.1	32.875	85.9	2:31.562	86.94	1.962	15:41:50.071

P12 133 11 Tim DE SILVA — Lotus 24 946

IDEAL LAP TIME : 2:28.892 BEST LAP TIME : 2:30.007 DIFFERENCE : 1.115

LAP	SECTOR 1		SECTOR 2		SECTOR 3		LAP TIME	MPH	DIFF	TIME OF DAY
1 -		120.0	1:14.278	128.0	31.614	88.7	2:34.890	85.07	4.883	15:21:47.647
2 -	46.366	120.0	1:13.086	126.8	31.494	83.0	2:30.946	87.30	0.939	15:24:18.593
3 -	46.513	120.9	1:12.769	124.2	***30.725***	***91.4***	***2:30.007*** **(1)**	***87.84***		***15:26:48.600***
4 -	47.011	***122.4***	***1:12.422***	125.6	31.492	90.4	2:30.925	87.31	0.918	15:29:19.525
5 -	45.864	120.0	1:13.416	125.4	31.241	90.8	2:30.521	87.54	0.514	15:31:50.046
6 -	46.267	119.8	1:13.300	***128.5***	30.932	90.3	2:30.499	87.56	0.492	15:34:20.545
7 -	46.132	116.1	1:14.482	120.4	31.124	90.4	2:31.738	86.84	1.731	15:36:52.283
8 -	***45.745***	118.9	1:12.450	124.7	31.902	90.9	2:30.097 **(2)**	87.79	0.090	15:39:22.380
9 -	46.172	118.3	1:12.929	124.5	31.281	89.2	2:30.382 **(3)**	87.62	0.375	15:41:52.762

Weather / Track : Overcast / Dry

Silverstone GP
Circuit Length = 3.6604 miles
Start: 15:19 Flag 15:40 End: 15:43

Silverstone Classic

Gallet Trophy for Pre '66 Grand Prix Cars (HGPCA)

RACE 19 - SECTOR ANALYSIS

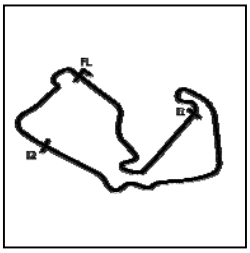

SECTOR 1 = FL to I1, SECTOR 2 = I1 to I2, SECTOR 3 = I2 to FL, DIFF = Difference To Personal Best Lap, P = Crossed Finish Line in Pit Lane, D = Time Disallowed

P13 9 9 Mark DANIELL — Cooper T45

IDEAL LAP TIME : 2:28.519 BEST LAP TIME : 2:29.188 DIFFERENCE : 0.669

LAP	SECTOR 1		SECTOR 2		SECTOR 3		LAP TIME	MPH	DIFF	TIME OF DAY
1 -		124.9	1:13.317	134.4	32.641	93.7	2:33.503	85.84	4.315	15:21:46.260
2 -	45.589	121.5	1:12.661	***139.2***	32.251	89.8	2:30.501	87.55	1.313	15:24:16.761
3 -	***44.949***	***129.0***	1:12.090	133.4	32.445	90.3	2:29.484 **(2)**	88.15	0.296	15:26:46.245
4 -	1:04.452	125.6	1:12.528	135.0	31.652	***95.0***	2:48.632	78.14	19.444	15:29:34.877
5 -	45.950	127.0	1:12.280	131.8	32.967	87.8	2:31.197	87.15	2.009	15:32:06.074
6 -	45.898	127.5	1:13.195	134.4	31.715	94.6	2:30.808	87.38	1.620	15:34:36.882
7 -	45.618	125.6	***1:11.920***	133.6	***31.650***	93.7	***2:29.188*** **(1)**	***88.33***		***15:37:06.070***
8 -	45.651	128.3	1:12.564	135.0	32.085	94.1	2:30.300 **(3)**	87.67	1.112	15:39:36.370
9 -	45.517	126.1	1:17.379	134.4	32.681	89.3	2:35.577	84.70	6.389	15:42:11.947

P14 4 10 Greg THORNTON — LDS 03

IDEAL LAP TIME : 2:30.433 BEST LAP TIME : 2:30.925 DIFFERENCE : 0.492

LAP	SECTOR 1		SECTOR 2		SECTOR 3		LAP TIME	MPH	DIFF	TIME OF DAY
1 -		118.7	1:14.161	***127.5***	32.567	***92.4***	2:37.499	83.66	6.574	15:21:50.256
2 -	46.210	***118.9***	***1:13.327***	122.9	31.800	89.0	2:31.337 **(3)**	87.07	0.412	15:24:21.593
3 -	45.631	116.7	1:13.949	120.0	31.747	88.8	2:31.327 **(2)**	87.08	0.402	15:26:52.920
4 -	46.248	116.7	1:14.344	119.6	31.635	88.8	2:32.227	86.56	1.302	15:29:25.147
5 -	***45.575***	114.9	1:13.819	117.3	***31.531***	89.5	***2:30.925*** **(1)**	***87.31***		***15:31:56.072***
6 -	45.969	114.5	1:13.989	117.5	32.049	90.1	2:32.007	86.69	1.082	15:34:28.079
7 -	45.879	114.3	1:14.271	117.1	32.413	85.5	2:32.563	86.37	1.638	15:37:00.642
8 -	46.248	111.2	1:15.169	117.3	32.305	86.7	2:33.722	85.72	2.797	15:39:34.364
9 -	46.055	116.3	1:19.759	120.6	32.013	88.4	2:37.827	83.49	6.902	15:42:12.191

P15 32 10 Bernardo HARTOGS — Lotus 18/21 916

IDEAL LAP TIME : 2:31.415 BEST LAP TIME : 2:32.028 DIFFERENCE : 0.613

LAP	SECTOR 1		SECTOR 2		SECTOR 3		LAP TIME	MPH	DIFF	TIME OF DAY
1 -		116.7	1:14.029	127.0	32.892	89.0	2:38.265	83.26	6.237	15:21:51.022
2 -	46.526	118.9	***1:13.781***	126.8	***31.721***	91.0	***2:32.028*** **(1)**	***86.68***		***15:24:23.050***
3 -	***45.913***	111.8	1:14.115	120.9	32.309	90.8	2:32.337 **(2)**	86.50	0.309	15:26:55.387
4 -	48.319	117.7	1:14.675	127.8	32.705	***92.9***	2:35.699	84.63	3.671	15:29:31.086
5 -	46.562	119.4	1:13.954	127.5	32.663	90.0	2:33.179	86.02	1.151	15:32:04.265
6 -	46.698	115.3	1:15.323	***128.8***	33.114	88.3	2:35.135	84.94	3.107	15:34:39.400
7 -	46.844	120.9	1:14.041	126.8	33.100	89.5	2:33.985	85.57	1.957	15:37:13.385
8 -	46.528	***123.1***	1:14.840	126.1	32.811	89.8	2:34.179	85.47	2.151	15:39:47.564
9 -	46.571	119.6	1:13.821	128.5	32.726	88.1	2:33.118 **(3)**	86.06	1.090	15:42:20.682

P16 80 10 Nick TAYLOR — Lotus 18 914

IDEAL LAP TIME : 2:31.265 BEST LAP TIME : 2:32.542 DIFFERENCE : 1.277

LAP	SECTOR 1		SECTOR 2		SECTOR 3		LAP TIME	MPH	DIFF	TIME OF DAY
1 -		117.7	1:14.617	***129.0***	33.380	88.7	2:38.057	83.37	5.515	15:21:50.814
2 -	47.990	116.5	***1:13.802***	126.8	***31.643***	91.6	2:33.435 **(3)**	85.88	0.893	15:24:24.249
3 -	***45.820***	***123.5***	1:14.684	126.8	32.038	91.4	***2:32.542*** **(1)**	***86.38***		***15:26:56.791***
4 -	47.044	121.3	1:14.953	128.3	31.659	***92.4***	2:33.656	85.76	1.114	15:29:30.447
5 -	46.121	119.4	1:16.034	124.7	33.920	81.7	2:36.075	84.43	3.533	15:32:06.522
6 -	48.128	118.7	1:14.060	124.7	31.973	90.4	2:34.161	85.48	1.619	15:34:40.683
7 -	45.959	122.4	1:15.088	119.8	32.517	90.5	2:33.564	85.81	1.022	15:37:14.247
8 -	46.340	121.1	1:14.465	128.5	32.881	89.4	2:33.686	85.74	1.144	15:39:47.933
9 -	46.332	120.2	1:14.557	125.6	32.107	88.0	2:32.996 **(2)**	86.13	0.454	15:42:20.929

Weather / Track : Overcast / Dry

Silverstone GP
Circuit Length = 3.6604 miles
Start: 15:19 Flag 15:40 End: 15:43

Silverstone Classic

Gallet Trophy for Pre '66 Grand Prix Cars (HGPCA)

RACE 19 - SECTOR ANALYSIS

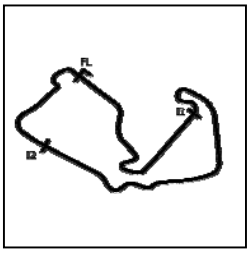

SECTOR 1 = FL to I1, SECTOR 2 = I1 to I2, SECTOR 3 = I2 to FL, DIFF = Difference To Personal Best Lap, P = Crossed Finish Line in Pit Lane, D = Time Disallowed

P17 25 6 Marino FRANCHITTI — Maserati 250F 2532

IDEAL LAP TIME : 2:31.613 BEST LAP TIME : 2:31.680 DIFFERENCE : 0.067

LAP	SECTOR 1		SECTOR 2		SECTOR 3		LAP TIME	MPH	DIFF	TIME OF DAY
1 -		117.3				***91.8***	2:37.248	83.80	5.568	15:21:50.005
2 -	49.661	111.6	1:14.455	129.5	32.806	89.2	2:36.922	83.97	5.242	15:24:26.927
3 -	***45.884***	125.9					2:31.739 **(2)**	86.84	0.059	15:26:58.666
4 -	48.207	122.6	1:14.065		33.232		2:35.504	84.74	3.824	15:29:34.170
5 -	47.118	113.5					2:34.765	85.14	3.085	15:32:08.935
6 -	47.525	118.5	1:15.069		33.375		2:35.969	84.48	4.289	15:34:44.904
7 -	45.951	***126.6***	***1:13.199***	***133.6***	***32.530***		***2:31.680*** **(1)**	***86.87***		***15:37:16.584***
8 -	46.630	124.9	1:15.439	130.5	33.625	87.9	2:35.694	84.63	4.014	15:39:52.278
9 -	47.226	116.5	1:14.796		32.571		2:34.593 **(3)**	85.24	2.913	15:42:26.871

P18 14 11 Richard WILSON — Cooper T60

IDEAL LAP TIME : 2:30.398 BEST LAP TIME : 2:32.056 DIFFERENCE : 1.658

LAP	SECTOR 1		SECTOR 2		SECTOR 3		LAP TIME	MPH	DIFF	TIME OF DAY
1 -		116.7	1:14.001	128.5	32.662	87.8	2:38.455	83.16	6.399	15:21:51.212
2 -	47.123	***121.7***	1:13.406	128.3	31.527	92.5	***2:32.056*** **(1)**	***86.66***		***15:24:23.268***
3 -	47.934	119.1	***1:12.694***	***129.0***	32.020	***93.7***	2:32.648 **(3)**	86.32	0.592	15:26:55.916
4 -	48.312	109.1	1:14.948	128.0	32.304	93.2	2:35.564	84.70	3.508	15:29:31.480
5 -	48.061	118.5	1:13.672	125.6	33.325	80.0	2:35.058	84.98	3.002	15:32:06.538
6 -	56.597	116.7	1:14.117	123.8	31.831	90.3	2:42.545	81.07	10.489	15:34:49.083
7 -	48.229	110.7	1:13.942	122.4	31.727	93.4	2:33.898	85.62	1.842	15:37:22.981
8 -	***46.275***	118.3	1:14.117	125.4	32.072	93.2	2:32.464 **(2)**	86.43	0.408	15:39:55.445
9 -	48.259	116.7	1:13.693	124.5	***31.429***	92.1	2:33.381	85.91	1.325	15:42:28.826

P19 66 11 Sid HOOLE — Cooper T66 F1

IDEAL LAP TIME : 2:31.394 BEST LAP TIME : 2:32.155 DIFFERENCE : 0.761

LAP	SECTOR 1		SECTOR 2		SECTOR 3		LAP TIME	MPH	DIFF	TIME OF DAY
1 -		100.0	1:17.216	130.0	33.038	87.9	2:52.591	76.35	20.436	15:22:05.348
2 -	47.139	112.5	1:14.172	123.1	33.872	86.4	2:35.183	84.91	3.028	15:24:40.531
3 -	45.374	119.1	1:15.116	***135.2***	33.244	88.1	2:33.734	85.71	1.579	15:27:14.265
4 -	47.702	121.5	1:15.508	133.6	33.108	***90.6***	2:36.318	84.30	4.163	15:29:50.583
5 -	46.156	124.7	1:14.096	132.8	33.035	88.1	2:33.287	85.96	1.132	15:32:23.870
6 -	45.765	125.6	1:13.933	132.1	32.756	88.3	2:32.454 **(2)**	86.43	0.299	15:34:56.324
7 -	46.065	126.1	***1:13.530***	132.8	***32.560***	90.1	***2:32.155*** **(1)**	***86.60***		***15:37:28.479***
8 -	***45.304***	***127.3***	1:13.707	132.1	33.608	83.5	2:32.619 **(3)**	86.34	0.464	15:40:01.098
9 -	47.569	122.2	1:14.735	132.6	33.207	89.8	2:35.511	84.73	3.356	15:42:36.609

P20 35 10 Richard TARLING — Assegai

IDEAL LAP TIME : 2:31.937 BEST LAP TIME : 2:32.976 DIFFERENCE : 1.039

LAP	SECTOR 1		SECTOR 2		SECTOR 3		LAP TIME	MPH	DIFF	TIME OF DAY
1 -		116.3	1:14.802	118.5	31.796	***88.8***	2:35.270	84.86	2.294	15:21:48.027
2 -	46.696	***117.3***	1:15.016	120.6	32.299	87.6	2:34.011 **(2)**	85.56	1.035	15:24:22.038
3 -	***46.304***	116.1	1:15.883	118.3	32.232	88.0	2:34.419	85.33	1.443	15:26:56.457
4 -	48.387	114.7	1:15.056	***121.1***	32.133	87.1	2:35.576	84.70	2.600	15:29:32.033
5 -	46.958	114.1	1:14.458	116.9	33.258	84.2	2:34.674	85.19	1.698	15:32:06.707
6 -	48.079	113.7	1:14.856	118.3	***31.478***	88.1	2:34.413	85.34	1.437	15:34:41.120
7 -	46.680	114.3	***1:14.155***	119.4	32.141	87.0	***2:32.976*** **(1)**	***86.14***		***15:37:14.096***
8 -	46.635	116.1	1:15.305	118.9	32.272	87.7	2:34.212 **(3)**	85.45	1.236	15:39:48.308
9 -	1:00.722	112.0	1:16.098	116.5	31.984	87.2	2:48.804	78.06	15.828	15:42:37.112

Weather / Track : Overcast / Dry

Silverstone GP
Circuit Length = 3.6604 miles
Start: 15:19 Flag 15:40 End: 15:43

Silverstone Classic

Gallet Trophy for Pre '66 Grand Prix Cars (HGPCA)

RACE 19 - SECTOR ANALYSIS

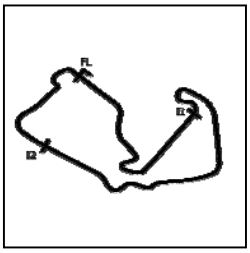

SECTOR 1 = FL to I1, SECTOR 2 = I1 to I2, SECTOR 3 = I2 to FL, DIFF = Difference To Personal Best Lap, P = Crossed Finish Line in Pit Lane, D = Time Disallowed

P21 96 11 Harindra DE SILVA — Scirocco BRM

IDEAL LAP TIME : 2:34.715 BEST LAP TIME : 2:34.828 DIFFERENCE : 0.113

LAP	SECTOR 1		SECTOR 2		SECTOR 3		LAP TIME	MPH	DIFF	TIME OF DAY
1 -		118.1	1:16.621	127.3	33.988	89.5	2:46.121	79.32	11.293	15:21:58.878
2 -	47.591	119.1	1:16.534	***129.3***	33.276	***91.5***	2:37.401	83.72	2.573	15:24:36.279
3 -	47.183	119.6	1:16.342	122.9	33.814	85.8	2:37.339	83.75	2.511	15:27:13.618
4 -	48.456	115.9	1:16.459	128.3	33.517	87.0	2:38.432	83.17	3.604	15:29:52.050
5 -	47.374	***122.9***	1:16.350	123.3	33.383	81.3	2:37.107	83.87	2.279	15:32:29.157
6 -	47.623	120.4	1:16.190	123.5	33.109	86.8	2:36.922 **(3)**	83.97	2.094	15:35:06.079
7 -	47.145	120.0	***1:15.308***	125.6	***32.375***	89.9	***2:34.828*** **(1)**	***85.11***		***15:37:40.907***
8 -	47.358	115.1	1:16.935	127.5	33.202	86.2	2:37.495	83.67	2.667	15:40:18.402
9 -	***47.032***	119.4	1:15.923	127.3	33.526	88.4	2:36.481 **(2)**	84.21	1.653	15:42:54.883

P22 7 12 Nick TOPLISS — Cooper T53 Lowline

IDEAL LAP TIME : 2:35.481 BEST LAP TIME : 2:36.540 DIFFERENCE : 1.059

LAP	SECTOR 1		SECTOR 2		SECTOR 3		LAP TIME	MPH	DIFF	TIME OF DAY
1 -		118.5	1:16.446	123.3	34.850	82.3	2:44.606	80.05	8.066	15:21:57.363
2 -	47.936	117.5	1:16.820	128.3	33.861	89.9	2:38.617	83.07	2.077	15:24:35.980
3 -	46.934	***123.5***	1:16.099	127.0	33.507	86.5	***2:36.540*** **(1)**	***84.18***		***15:27:12.520***
4 -	***46.817***	111.2	1:15.976	128.0	33.832	84.8	2:36.625 **(2)**	84.13	0.085	15:29:49.145
5 -	48.112	122.9	***1:15.277***	125.9	***33.387***	87.6	2:36.776 **(3)**	84.05	0.236	15:32:25.921
6 -	47.536	***123.5***	1:15.696	127.3	33.917	***90.1***	2:37.149	83.85	0.609	15:35:03.070
7 -	47.551	121.7	1:15.507	***130.3***	33.866	86.5	2:36.924	83.97	0.384	15:37:39.994
8 -	47.623	121.3	1:16.411	127.8	34.127	88.4	2:38.161	83.31	1.621	15:40:18.155
9 -	47.822	118.9	1:15.952	117.5	33.943	88.0	2:37.717	83.55	1.177	15:42:55.872

P23 248 6 Klaus LEHR — Maserati 250F CM5

IDEAL LAP TIME : 2:36.393 BEST LAP TIME : 2:37.005 DIFFERENCE : 0.612

LAP	SECTOR 1		SECTOR 2		SECTOR 3		LAP TIME	MPH	DIFF	TIME OF DAY
1 -		121.1	1:16.437	127.3	34.657	79.5	2:43.587	80.55	6.582	15:21:56.344
2 -	47.839	114.5	1:16.373	129.3	33.398	***87.7***	2:37.610	83.61	0.605	15:24:33.954
3 -	47.496	118.9	1:17.785	125.2	34.120	83.9	2:39.401	82.67	2.396	15:27:13.355
4 -	47.516	116.7	1:16.722	125.9	34.233	83.9	2:38.471	83.15	1.466	15:29:51.826
5 -	***47.215***	121.7	1:16.323	129.3	33.469	81.5	2:37.007 **(2)**	83.93	0.002	15:32:28.833
6 -	47.415	121.5	1:16.263	128.5	***33.327***	85.4	***2:37.005*** **(1)**	***83.93***		***15:35:05.838***
7 -	48.140	121.1	1:16.740	126.6	33.330	84.8	2:38.210	83.29	1.205	15:37:44.048
8 -	47.688	***122.0***	1:16.411	130.8	33.606	83.8	2:37.705	83.55	0.700	15:40:21.753
9 -	47.552	***122.0***	***1:15.851***	***131.3***	33.658	81.0	2:37.061 **(3)**	83.90	0.056	15:42:58.814

P24 21 5 Ian NUTHALL — Alta F2

IDEAL LAP TIME : 2:38.226 BEST LAP TIME : 2:38.493 DIFFERENCE : 0.267

LAP	SECTOR 1		SECTOR 2		SECTOR 3		LAP TIME	MPH	DIFF	TIME OF DAY
1 -		110.5	1:18.119	118.7	34.036	87.8	2:45.596	79.57	7.103	15:21:58.353
2 -	48.202	113.1	***1:17.419***	***121.3***	33.512	***87.9***	2:39.133 **(3)**	82.80	0.640	15:24:37.486
3 -	47.902	***114.7***	1:17.837	119.8	***33.045***	87.6	2:38.784 **(2)**	82.99	0.291	15:27:16.270
4 -	***47.762***	113.9	1:17.609	119.1	33.122	87.6	***2:38.493*** **(1)**	***83.14***		***15:29:54.763***
5 -	48.214	112.5	1:17.594	118.1	33.545	87.7	2:39.353	82.69	0.860	15:32:34.116
6 -	48.820	111.2	1:18.410	118.1	33.531	86.3	2:40.761	81.97	2.268	15:35:14.877
7 -	48.711	113.1	1:17.624	118.1	33.314	87.1	2:39.649	82.54	1.156	15:37:54.526
8 -	48.503	112.4	1:19.465	118.3	34.725	85.2	2:42.693	80.99	4.200	15:40:37.219

Weather / Track : Overcast / Dry

Silverstone GP
Circuit Length = 3.6604 miles
Start: 15:19 Flag 15:40 End: 15:43

Silverstone Classic

Gallet Trophy for Pre '66 Grand Prix Cars (HGPCA)

RACE 19 - SECTOR ANALYSIS

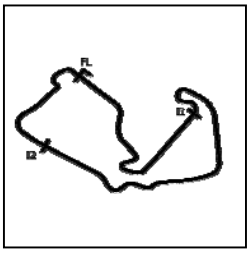

SECTOR 1 = FL to I1, SECTOR 2 = I1 to I2, SECTOR 3 = I2 to FL, DIFF = Difference To Personal Best Lap, P = Crossed Finish Line in Pit Lane, D = Time Disallowed

P25 132 12 Larry KINCH — Lotus 32 Tasman

IDEAL LAP TIME : 2:37.528 BEST LAP TIME : 2:38.579 DIFFERENCE : 1.051

LAP	SECTOR 1		SECTOR 2		SECTOR 3		LAP TIME		MPH	DIFF	TIME OF DAY
1 -		115.3	1:18.081	125.9	34.417	85.2	2:51.876		76.67	13.297	15:22:04.633
2 -	49.123	109.2	1:18.762	132.1	34.452	84.4	2:42.337		81.17	3.758	15:24:46.970
3 -	48.317	121.3	1:18.224	124.2	34.276	86.0	2:40.817		81.94	2.238	15:27:27.787
4 -	48.369	117.1	1:17.639	134.7	34.505	86.4	2:40.513		82.09	1.934	15:30:08.300
5 -	49.210	116.9	1:17.355	135.2	34.099	***87.1***	2:40.664		82.02	2.085	15:32:48.964
6 -	48.235	117.9	1:17.265	135.5	34.135	85.2	2:39.635	**(2)**	82.54	1.056	15:35:28.599
7 -	***47.652***	***123.1***	***1:16.426***	***136.3***	34.501	83.5	***2:38.579***	**(1)**	***83.09***		***15:38:07.178***
8 -	48.069	122.6	1:18.967	130.3	***33.450***	85.3	2:40.486	**(3)**	82.11	1.907	15:40:47.664

P26 15 7b Thomas MATZELBERGER — Cooper T45/51

IDEAL LAP TIME : 2:36.340 BEST LAP TIME : 2:37.675 DIFFERENCE : 1.335

LAP	SECTOR 1		SECTOR 2		SECTOR 3		LAP TIME		MPH	DIFF	TIME OF DAY
1 -		109.6	1:24.057	117.3	36.167	77.3	3:00.578		72.97	22.903	15:22:13.335
2 -	49.227	100.7	1:18.166	117.9	34.281	***92.0***	2:41.674		81.50	3.999	15:24:55.009
3 -	47.120	116.5	1:16.972	119.8	34.182	85.2	2:38.274	**(2)**	83.25	0.599	15:27:33.283
4 -	***47.086***	114.5	1:16.732	128.0	33.857	85.5	***2:37.675***	**(1)**	***83.57***		***15:30:10.958***
5 -	48.000	107.5	1:17.358	***129.0***	***33.016***	88.3	2:38.374	**(3)**	83.20	0.699	15:32:49.332
6 -	48.431	107.8	1:17.182	120.6	33.791	83.7	2:39.404		82.66	1.729	15:35:28.736
7 -	48.111	***117.5***	***1:16.238***	123.1	34.734	78.4	2:39.083		82.83	1.408	15:38:07.819
8 -	51.740	116.1	1:18.645	123.8	34.479	90.6	2:44.864		79.93	7.189	15:40:52.683

P27 19 5 Paul GRANT — Cooper Bristol Mk2 3/53

IDEAL LAP TIME : 2:40.327 BEST LAP TIME : 2:41.291 DIFFERENCE : 0.964

LAP	SECTOR 1		SECTOR 2		SECTOR 3		LAP TIME		MPH	DIFF	TIME OF DAY
1 -		106.8	1:18.988	115.3	33.925	82.1	2:48.671		78.12	7.380	15:22:01.428
2 -	48.844	***109.2***	1:19.477	114.1	33.789	78.4	2:42.110		81.28	0.819	15:24:43.538
3 -	49.169	108.7	1:19.607	113.9	34.313	80.2	2:43.089		80.80	1.798	15:27:26.627
4 -	49.495	107.8	1:19.113	***117.1***	33.848	80.3	2:42.456		81.11	1.165	15:30:09.083
5 -	49.086	107.5	1:19.358	114.7	***33.548***	80.6	2:41.992		81.34	0.701	15:32:51.075
6 -	***48.468***	107.8	1:18.948	114.7	33.898	79.5	2:41.314	**(2)**	81.69	0.023	15:35:32.389
7 -	48.788	107.8	1:19.116	113.7	33.652	***82.8***	2:41.556	**(3)**	81.56	0.265	15:38:13.945
8 -	49.342	107.8	***1:18.311***	115.3	33.638	81.6	***2:41.291***	**(1)**	***81.70***		***15:40:55.236***

P28 33 5 Chris PHILIPS — Cooper Bristol Mk2 6/53

IDEAL LAP TIME : 2:43.196 BEST LAP TIME : 2:43.842 DIFFERENCE : 0.646

LAP	SECTOR 1		SECTOR 2		SECTOR 3		LAP TIME		MPH	DIFF	TIME OF DAY
1 -		107.8	***1:19.498***	***118.7***	34.812	81.2	2:50.827		77.14	6.985	15:22:03.584
2 -	50.221	106.1	1:20.262	118.3	34.823	***84.3***	2:45.306		79.71	1.464	15:24:48.890
3 -	***49.354***	108.9	1:19.664	117.7	34.824	82.9	***2:43.842***	**(1)**	***80.42***		***15:27:32.732***
4 -	50.005	***110.7***	1:19.636	117.5	***34.344***	83.9	2:43.985	**(2)**	80.35	0.143	15:30:16.717
5 -	49.744	110.5	1:19.747	118.1	34.574	83.1	2:44.065	**(3)**	80.32	0.223	15:33:00.782
6 -	50.213	109.8	1:19.968	117.9	35.622	81.7	2:45.803		79.47	1.961	15:35:46.585
7 -	50.895	110.0	1:20.878	117.7	34.748	83.3	2:46.521		79.13	2.679	15:38:33.106
8 -	51.062	106.5	1:21.359	116.3	35.248	81.6	2:47.669		78.59	3.827	15:41:20.775

Weather / Track : Overcast / Dry

Silverstone GP
Circuit Length = 3.6604 miles
Start: 15:19 Flag 15:40 End: 15:43

Silverstone Classic

Gallet Trophy for Pre '66 Grand Prix Cars (HGPCA)

RACE 19 - SECTOR ANALYSIS

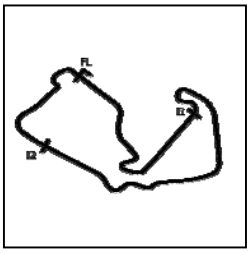

SECTOR 1 = FL to I1, SECTOR 2 = I1 to I2, SECTOR 3 = I2 to FL, DIFF = Difference To Personal Best Lap, P = Crossed Finish Line in Pit Lane, D = Time Disallowed

P29 45 9 Tania PILKINGTON — Cooper T43

IDEAL LAP TIME : 2:42.673 BEST LAP TIME : 2:43.349 DIFFERENCE : 0.676

LAP	SECTOR 1		SECTOR 2		SECTOR 3		LAP TIME	MPH	DIFF	TIME OF DAY
1 -		110.7	1:21.636	117.1	35.610	81.4	2:57.836	74.10	14.487	15:22:10.593
2 -	50.358	***113.5***	1:20.470	***120.0***	35.120	82.9	2:45.948	79.40	2.599	15:24:56.541
3 -	50.156	112.9	1:19.957	119.4	34.976	82.4	2:45.089	79.82	1.740	15:27:41.630
4 -	51.552	110.3	***1:19.121***	118.9	35.128	83.5	2:45.801	79.47	2.452	15:30:27.431
5 -	49.804	111.2	1:19.726	118.9	34.815	84.8	2:44.345 **(3)**	80.18	0.996	15:33:11.776
6 -	50.021	110.1	1:21.137	117.7	34.674	***85.1***	2:45.832	79.46	2.483	15:35:57.608
7 -	49.893	112.5	1:19.590	117.3	***34.117***	84.9	2:43.600 **(2)**	80.54	0.251	15:38:41.208
8 -	***49.435***	112.2	1:19.421	119.4	34.493	84.5	***2:43.349*** **(1)**	***80.67***		***15:41:24.557***

P30 24 7b Ingo STROLZ — Cooper T51

IDEAL LAP TIME : 2:41.563 BEST LAP TIME : 2:42.177 DIFFERENCE : 0.614

LAP	SECTOR 1		SECTOR 2		SECTOR 3		LAP TIME	MPH	DIFF	TIME OF DAY
1 -		99.5	1:21.754	119.4	36.494	79.7	3:00.339	73.07	18.162	15:22:13.096
2 -	49.122	103.5	1:20.693	121.1	36.900	80.7	2:46.715	79.04	4.538	15:24:59.811
3 -	49.872	111.2	1:20.884	***124.9***	35.592	83.8	2:46.348	79.21	4.171	15:27:46.159
4 -	49.376	104.5	1:20.784	120.2	35.414	86.1	2:45.574	79.58	3.397	15:30:31.733
5 -	49.215	116.1	***1:18.206***	124.5	***34.756***	87.2	***2:42.177*** **(1)**	***81.25***		***15:33:13.910***
6 -	48.778	116.5	1:21.265	111.6	35.841	84.6	2:45.884	79.43	3.707	15:35:59.794
7 -	48.808	116.7	1:19.800	116.7	35.260	***90.6***	2:43.868 **(3)**	80.41	1.691	15:38:43.662
8 -	***48.601***	***121.3***	1:19.658	120.9	35.547	81.7	2:43.806 **(2)**	80.44	1.629	15:41:27.468

P31 75 5 Niamh WOOD — Cooper Bristol Mk1 8/52

IDEAL LAP TIME : 2:44.519 BEST LAP TIME : 2:45.308 DIFFERENCE : 0.789

LAP	SECTOR 1		SECTOR 2		SECTOR 3		LAP TIME	MPH	DIFF	TIME OF DAY
1 -		108.5	1:21.461	116.5	35.675	80.9	2:55.758	74.97	10.450	15:22:08.515
2 -	50.936	***111.2***	1:20.924	116.1	35.825	80.2	2:47.685	78.58	2.377	15:24:56.200
3 -	51.316	110.0	1:20.631	***117.3***	35.247	***82.4***	2:47.194	78.81	1.886	15:27:43.394
4 -	50.705	109.1	1:20.120	116.1	35.320	***82.4***	2:46.145	79.31	0.837	15:30:29.539
5 -	50.552	110.1	1:20.783	116.7	***34.483***	80.7	2:45.818 **(3)**	79.47	0.510	15:33:15.357
6 -	***50.013***	109.8	1:20.739	116.9	34.674	82.3	2:45.426 **(2)**	79.65	0.118	15:36:00.783
7 -	50.162	111.1	***1:20.023***	115.1	35.123	78.6	***2:45.308*** **(1)**	***79.71***		***15:38:46.091***
8 -	50.878	109.6	1:21.120	116.5	36.120	79.4	2:48.118	78.38	2.810	15:41:34.209

P32 23 5 Barry WOOD — Cooper Bristol Mk1 6/52

IDEAL LAP TIME : 2:45.339 BEST LAP TIME : 2:45.954 DIFFERENCE : 0.615

LAP	SECTOR 1		SECTOR 2		SECTOR 3		LAP TIME	MPH	DIFF	TIME OF DAY
1 -		104.8	1:21.023	113.9	35.605	80.3	2:58.341	73.89	12.387	15:22:11.098
2 -	50.504	106.0	1:21.254	115.1	35.864	81.6	2:47.622	78.61	1.668	15:24:58.720
3 -	***49.979***	***110.5***	1:20.967	114.9	35.008	***83.9***	***2:45.954*** **(1)**	***79.40***		***15:27:44.674***
4 -	50.241	106.5	1:20.745	***117.3***	***34.982***	82.6	2:45.968 **(2)**	79.39	0.014	15:30:30.642
5 -	50.374	109.6	***1:20.378***	114.5	35.669	82.5	2:46.421 **(3)**	79.18	0.467	15:33:17.063
6 -	50.106	100.9	1:22.340	114.9	36.624	81.5	2:49.070	77.94	3.116	15:36:06.133
7 -	51.244	103.7	1:21.602	112.5	37.068	78.2	2:49.914	77.55	3.960	15:38:56.047
8 -	52.304	100.1	1:23.971	114.7	37.159	71.3	2:53.434	75.98	7.480	15:41:49.481

Weather / Track : Overcast / Dry

Silverstone GP
Circuit Length = 3.6604 miles
Start: 15:19 Flag 15:40 End: 15:43

Silverstone Classic

Gallet Trophy for Pre '66 Grand Prix Cars (HGPCA)

RACE 19 - SECTOR ANALYSIS

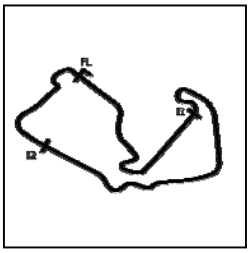

SECTOR 1 = FL to I1, SECTOR 2 = I1 to I2, SECTOR 3 = I2 to FL, DIFF = Difference To Personal Best Lap, P = Crossed Finish Line in Pit Lane, D = Time Disallowed

P33 111 6 Helmut GASSMANN — Connaught B4

IDEAL LAP TIME : 2:50.134 BEST LAP TIME : 2:50.952 DIFFERENCE : 0.818

LAP	SECTOR 1		SECTOR 2		SECTOR 3		LAP TIME		MPH	DIFF	TIME OF DAY
1 -		89.5	1:27.721	105.6	37.333	82.0	3:21.112		65.52	30.160	15:22:33.869
2 -	53.554	102.6	1:23.468	111.2	36.121	80.2	2:53.143	(3)	76.10	2.191	15:25:27.012
3 -	52.034	109.6	***1:23.020***	***114.1***	***35.898***	***82.1***	***2:50.952***	**(1)**	***77.08***		***15:28:17.964***
4 -	***51.216***	***110.1***	1:23.449	113.7	37.466	78.5	2:52.131	(2)	76.55	1.179	15:31:10.095
5 -	51.824	108.4	1:24.692	96.2	39.908	80.5	2:56.424		74.69	5.472	15:34:06.519
6 -	53.202	101.9	1:26.741	105.6	38.261	75.8	2:58.204		73.94	7.252	15:37:04.723
7 -	52.795	104.3	1:26.045	110.1	37.312	78.9	2:56.152		74.80	5.200	15:40:00.875
8 -	53.219	101.6	1:26.254	110.3	38.027	81.0	2:57.500		74.24	6.548	15:42:58.375

P34 17 6 Arnout KOK — Netuar Peugeot

IDEAL LAP TIME : 2:48.470 BEST LAP TIME : 2:48.731 DIFFERENCE : 0.261

LAP	SECTOR 1		SECTOR 2		SECTOR 3		LAP TIME		MPH	DIFF	TIME OF DAY
1 -		***99.8***	1:22.659	102.9	35.355	***79.7***	3:03.924		71.64	15.193	15:22:16.681
2 -	52.757	***99.8***	1:22.495	103.2	35.495	78.3	2:50.747	(3)	77.17	2.016	15:25:07.428
3 -	***51.685***	98.6	***1:21.776***	***103.4***	35.270	76.8	***2:48.731***	**(1)**	***78.09***		***15:27:56.159***
4 -	52.240	98.6	1:22.543	102.6	***35.009***	78.6	2:49.792	(2)	77.61	1.061	15:30:45.951
5 -	51.737	97.8	1:31.207	101.3	36.998	75.9	2:59.942		73.23	11.211	15:33:45.893
6 -	54.029	96.8	1:28.210	84.7	38.532	71.0	3:00.771		72.89	12.040	15:36:46.664
7 -	55.654	92.1	1:29.621	94.9	40.203	77.4	3:05.478		71.04	16.747	15:39:52.142
8 -	57.399	68.8	1:32.638	99.5	37.208	74.8	3:07.245		70.37	18.514	15:42:59.387

P35 8 9 Tony DITHERIDGE — Cooper T45

IDEAL LAP TIME : 2:36.621 BEST LAP TIME : 2:39.152 DIFFERENCE : 2.531

LAP	SECTOR 1		SECTOR 2		SECTOR 3		LAP TIME		MPH	DIFF	TIME OF DAY
1 -		103.7	1:19.427	115.7	34.166	82.8	2:49.346		77.81	10.194	15:22:02.103
2 -	50.514	103.2	1:19.767	114.3	34.910	82.2	2:45.191	(3)	79.77	6.039	15:24:47.294
3 -	49.858	107.5	1:20.610	112.4	IN PIT		2:47.795	**P**	78.53	8.643	15:27:35.089
4 -	OUTLAP	***116.9***	***1:15.634***	***128.8***	***33.251***	84.6	5:03.870		43.36	2:24.718	15:32:38.959
5 -	1:13.732	112.7	1:16.659	126.6	34.123	85.5	3:04.514		71.41	25.362	15:35:43.473
6 -	***47.736***	***116.9***	1:17.755	126.1	33.661	83.4	***2:39.152***	**(1)**	***82.80***		***15:38:22.625***
7 -	48.347	113.5	1:17.364	124.9	34.381	***86.8***	2:40.092	(2)	82.31	0.940	15:41:02.717

P36 28 8 Eddie MCGUIRE — Scarab Offenhauser

IDEAL LAP TIME : 2:29.463 BEST LAP TIME : 2:29.695 DIFFERENCE : 0.232

LAP	SECTOR 1		SECTOR 2		SECTOR 3		LAP TIME		MPH	DIFF	TIME OF DAY
1 -		128.3	1:13.117	136.3	32.561	85.5	2:34.750		85.15	5.055	15:21:47.507
2 -	46.302	120.2	***1:12.188***	***138.3***	32.457	82.8	2:30.947		87.30	1.252	15:24:18.454
3 -	45.292	***132.1***	1:12.419	***138.3***	32.243	87.9	2:29.954	(3)	87.87	0.259	15:26:48.408
4 -	46.113	127.5	1:12.325	***138.3***	***32.110***	92.1	2:30.548		87.53	0.853	15:29:18.956
5 -	***45.165***	131.5	1:12.298	138.0	32.232	92.3	***2:29.695***	**(1)**	***88.03***		***15:31:48.651***
6 -	45.466	129.5	1:12.309	137.2	32.114	***94.7***	2:29.889	(2)	87.91	0.194	15:34:18.540
7 -	46.355	128.3	1:16.224	127.8	32.697	91.3	2:35.276		84.86	5.581	15:36:53.816
8 -	47.587	124.0	1:13.895	134.7	33.038	82.4	2:34.520		85.28	4.825	15:39:28.336

P37 127 9 Steve HART — Cooper T51

IDEAL LAP TIME : 2:31.536 BEST LAP TIME : 2:31.941 DIFFERENCE : 0.405

LAP	SECTOR 1		SECTOR 2		SECTOR 3		LAP TIME		MPH	DIFF	TIME OF DAY
1 -		117.5	1:14.491	127.0	32.653	91.3	2:36.258		84.33	4.317	15:21:49.015
2 -	45.348	***130.0***	1:13.944	***135.0***	32.727	88.3	2:32.019	(2)	86.68	0.078	15:24:21.034
3 -	46.086	121.3	1:14.652	132.6	32.833	91.9	2:33.571		85.80	1.630	15:26:54.605
4 -	45.639	127.3	***1:13.615***	134.2	32.687	92.6	***2:31.941***	**(1)**	***86.72***		***15:29:26.546***
5 -	***45.341***	126.1	1:14.091	133.4	32.616	***93.9***	2:32.048	(3)	86.66	0.107	15:31:58.594
6 -	45.621	125.6	1:14.492	132.3	***32.580***	92.4	2:32.693		86.30	0.752	15:34:31.287
7 -	45.885	125.6	1:13.842	131.5	32.996	86.8	2:32.723		86.28	0.782	15:37:04.010

Weather / Track : Overcast / Dry

Silverstone GP
Circuit Length = 3.6604 miles
Start: 15:19 Flag 15:40 End: 15:43

Silverstone Classic

Gallet Trophy for Pre '66 Grand Prix Cars (HGPCA)

RACE 19 - SECTOR ANALYSIS

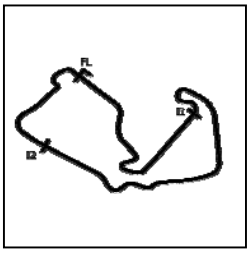

SECTOR 1 = FL to I1, SECTOR 2 = I1 to I2, SECTOR 3 = I2 to FL, DIFF = Difference To Personal Best Lap, P = Crossed Finish Line in Pit Lane, D = Time Disallowed

P38 30 8 Julian BRONSON Scarab Offenhauser

IDEAL LAP TIME : 2:28.378 BEST LAP TIME : 2:29.289 DIFFERENCE : 0.911

LAP	SECTOR 1		SECTOR 2		SECTOR 3		LAP TIME		MPH	DIFF	TIME OF DAY
1 -		***125.4***	1:13.462	***138.3***	32.932	95.3	2:32.949		86.15	3.660	15:21:45.706
2 -	45.589	117.7	1:12.616	135.8	32.006	***95.8***	2:30.211	**(3)**	87.72	0.922	15:24:15.917
3 -	51.219	120.9	***1:12.171***	136.6	31.694	94.3	2:35.084		84.97	5.795	15:26:51.001
4 -	45.321	124.0	1:12.539	136.1	***31.545***	93.2	2:29.405	**(2)**	88.20	0.116	15:29:20.406
5 -	***44.662***	124.2	1:12.653	135.2	31.974	94.1	***2:29.289***	**(1)**	***88.27***		***15:31:49.695***
6 -	45.585	116.3	1:13.932	117.5	IN PIT		2:38.400	**P**	83.19	9.111	15:34:28.095

P39 94 12 Michael O'BRIEN Brabham BT14

IDEAL LAP TIME : 2:26.737 BEST LAP TIME : 2:26.867 DIFFERENCE : 0.130

LAP	SECTOR 1		SECTOR 2		SECTOR 3		LAP TIME		MPH	DIFF	TIME OF DAY
1 -		***123.8***	***1:11.136***	***130.3***	***30.231***	***95.7***	***2:26.867***	**(1)**	***89.72***		***15:21:39.624***
2 -	***45.370***	110.3	1:15.370	108.9	32.271	86.5	2:33.011	**(2)**	86.12	6.143	15:24:12.635
3 -	47.575	104.6	1:20.403	104.0	33.270	83.9	2:41.248	**(3)**	81.72	14.380	15:26:53.883

P40 51 9 Rod JOLLEY Cooper T43/51

IDEAL LAP TIME : 2:35.861 BEST LAP TIME : 2:35.861 DIFFERENCE : 0.000

LAP	SECTOR 1		SECTOR 2		SECTOR 3		LAP TIME		MPH	DIFF	TIME OF DAY
1 -		***117.9***	1:15.925	121.1	34.508	85.2	2:50.910	**(2)**	77.10	15.049	15:22:03.667
2 -	***47.631***	115.9	***1:15.143***	***125.4***	***33.087***	***89.9***	***2:35.861***	**(1)**	***84.54***		***15:24:39.528***

P41 12 7b Rudi FRIEDRICHS Cooper T53

IDEAL LAP TIME : BEST LAP TIME : DIFFERENCE :

LAP	SECTOR 1		SECTOR 2		SECTOR 3		LAP TIME		MPH	DIFF	TIME OF DAY
1 -		***126.8***	***1:12.970***	***135.5***	***IN PIT***		2:39.349	**P**	82.69		15:21:52.106

Weather / Track : Overcast / Dry

Silverstone GP
Circuit Length = 3.6604 miles
Start: 15:19 Flag 15:40 End: 15:43

Silverstone Classic

Gallet Trophy for Pre '66 Grand Prix Cars (HGPCA)

RACE 19 - BEST SECTORS

	SECTOR 1			SECTOR 2			SECTOR 3			IDEAL / BEST COMPARISON					
POS	NO	NAME	TIME	NO	NAME	TIME	NO	NAME	TIME	POS	NO	NAME	IDEAL	BEST	DIFF
												PERFECT LAP	2:19.733		
1	10	NUTHALL	42.554	18	WILSON	1:07.489	18	WILSON	29.690	1	18	WILSON	2:19.767	2:20.194	0.427
2	11	FAIRLEY	42.582	79	GANS	1:08.249	11	FAIRLEY	29.745	2	11	FAIRLEY	2:20.633	2:21.102	0.469
3	18	WILSON	42.588	11	FAIRLEY	1:08.306	1	GRIFFITHS	29.901	3	1	GRIFFITHS	2:21.236	2:21.830	0.594
4	3	CANNELL	42.733	1	GRIFFITHS	1:08.440	10	NUTHALL	29.916	4	10	NUTHALL	2:21.331	2:21.472	0.141
5	22	HORSMANN	42.885	3	CANNELL	1:08.493	3	CANNELL	30.146	5	3	CANNELL	2:21.372	2:21.991	0.619
6	1	GRIFFITHS	42.895	10	NUTHALL	1:08.861	79	GANS	30.217	6	79	GANS	2:21.564	2:21.802	0.238
7	79	GANS	43.098	22	HORSMANN	1:08.982	94	O'BRIEN	30.231	7	22	HORSMANN	2:22.544	2:23.205	0.661
8	49	BEAUMONT	43.943	49	BEAUMONT	1:10.288	22	HORSMANN	30.677	8	101	DARK	2:25.642	2:26.362	0.720
9	101	DARK	44.094	101	DARK	1:10.299	133	DE SILVA	30.725	9	69	TILLEY	2:25.696	2:26.388	0.692
10	69	TILLEY	44.271	69	TILLEY	1:10.618	69	TILLEY	30.807	10	49	BEAUMONT	2:25.717	2:26.054	0.337
11	30	BRONSON	44.662	94	O'BRIEN	1:11.136	101	DARK	31.249	11	94	O'BRIEN	2:26.737	2:26.867	0.130
12	9	DANIELL	44.949	9	DANIELL	1:11.920	14	WILSON	31.429	12	30	BRONSON	2:28.378	2:29.289	0.911
13	27	WOOD	45.084	30	BRONSON	1:12.171	35	TARLING	31.478	13	9	DANIELL	2:28.519	2:29.188	0.669
14	28	MCGUIRE	45.165	28	MCGUIRE	1:12.188	49	BEAUMONT	31.486	14	133	DE SILVA	2:28.892	2:30.007	1.115
15	66	HOOLE	45.304	27	WOOD	1:12.208	4	THORNTON	31.531	15	27	WOOD	2:28.904	2:29.600	0.696
16	127	HART	45.341	133	DE SILVA	1:12.422	30	BRONSON	31.545	16	28	MCGUIRE	2:29.463	2:29.695	0.232
17	94	O'BRIEN	45.370	14	WILSON	1:12.694	27	WOOD	31.612	17	14	WILSON	2:30.398	2:32.056	1.658
18	4	THORNTON	45.575	12	FRIEDRICHS	1:12.970	80	TAYLOR	31.643	18	4	THORNTON	2:30.433	2:30.925	0.492
19	133	DE SILVA	45.745	25	FRANCHITTI	1:13.199	9	DANIELL	31.650	19	80	TAYLOR	2:31.265	2:32.542	1.277
20	80	TAYLOR	45.820	4	THORNTON	1:13.327	32	HARTOGS	31.721	20	66	HOOLE	2:31.394	2:32.155	0.761
21	25	FRANCHITTI	45.884	66	HOOLE	1:13.530	28	MCGUIRE	32.110	21	32	HARTOGS	2:31.415	2:32.028	0.613
22	32	HARTOGS	45.913	127	HART	1:13.615	96	DE SILVA	32.375	22	127	HART	2:31.536	2:31.941	0.405
23	14	WILSON	46.275	32	HARTOGS	1:13.781	25	FRANCHITTI	32.530	23	25	FRANCHITTI	2:31.613	2:31.680	0.067
24	35	TARLING	46.304	80	TAYLOR	1:13.802	66	HOOLE	32.560	24	35	TARLING	2:31.937	2:32.976	1.039
25	7	TOPLISS	46.817	35	TARLING	1:14.155	127	HART	32.580	25	96	DE SILVA	2:34.715	2:34.828	0.113
26	96	DE SILVA	47.032	51	JOLLEY	1:15.143	15	MATZELBERGER	33.016	26	7	TOPLISS	2:35.481	2:36.540	1.059
27	15	MATZELBERGER	47.086	7	TOPLISS	1:15.277	21	NUTHALL	33.045	27	51	JOLLEY	2:35.861	2:35.861	0.000
28	248	LEHR	47.215	96	DE SILVA	1:15.308	51	JOLLEY	33.087	28	15	MATZELBERGER	2:36.340	2:37.675	1.335
29	51	JOLLEY	47.631	8	DITHERIDGE	1:15.634	8	DITHERIDGE	33.251	29	248	LEHR	2:36.393	2:37.005	0.612
30	132	KINCH	47.652	248	LEHR	1:15.851	248	LEHR	33.327	30	8	DITHERIDGE	2:36.621	2:39.152	2.531
31	8	DITHERIDGE	47.736	15	MATZELBERGER	1:16.238	7	TOPLISS	33.387	31	132	KINCH	2:37.528	2:38.579	1.051
32	21	NUTHALL	47.762	132	KINCH	1:16.426	132	KINCH	33.450	32	21	NUTHALL	2:38.226	2:38.493	0.267
33	19	GRANT	48.468	21	NUTHALL	1:17.419	19	GRANT	33.548	33	19	GRANT	2:40.327	2:41.291	0.964
34	24	STROLZ	48.601	24	STROLZ	1:18.206	45	PILKINGTON	34.117	34	24	STROLZ	2:41.563	2:42.177	0.614
35	33	PHILIPS	49.354	19	GRANT	1:18.311	33	PHILIPS	34.344	35	45	PILKINGTON	2:42.673	2:43.349	0.676
36	45	PILKINGTON	49.435	45	PILKINGTON	1:19.121	75	WOOD	34.483	36	33	PHILIPS	2:43.196	2:43.842	0.646
37	23	WOOD	49.979	33	PHILIPS	1:19.498	24	STROLZ	34.756	37	75	WOOD	2:44.519	2:45.308	0.789
38	75	WOOD	50.013	75	WOOD	1:20.023	23	WOOD	34.982	38	23	WOOD	2:45.339	2:45.954	0.615
39	111	GASSMANN	51.216	23	WOOD	1:20.378	17	KOK	35.009	39	17	KOK	2:48.470	2:48.731	0.261
40	17	KOK	51.685	17	KOK	1:21.776	111	GASSMANN	35.898	40	111	GASSMANN	2:50.134	2:50.952	0.818
41				111	GASSMANN	1:23.020				41	12	FRIEDRICHS			
42															

Weather / Track : Overcast / Dry

Silverstone GP
Circuit Length = 3.6604 miles
Start: 15:19 Flag 15:40 End: 15:43

Results can be found at www.tsl-timing.com

Printed - 15:43 Sunday, 28 July 2019

Silverstone Classic

Gallet Trophy for Pre '66 Grand Prix Cars (HGPCA)

RACE 19 - BEST SPEEDS

	INTERMEDIATE 1			INTERMEDIATE 2			FINISH LINE		
POS	NO	NAME	MPH	NO	NAME	MPH	NO	NAME	MPH
1	1	GRIFFITHS	139.5	18	WILSON	146.2	11	FAIRLEY	102.4
2	22	HORSMANN	138.3	22	HORSMANN	145.5	79	GANS	100.1
3	11	FAIRLEY	138.0	1	GRIFFITHS	145.2	3	CANNELL	99.2
4	18	WILSON	136.3	3	CANNELL	145.2	22	HORSMANN	98.9
5	10	NUTHALL	135.8	11	FAIRLEY	144.0	10	NUTHALL	98.3
6	79	GANS	135.5	79	GANS	143.7	1	GRIFFITHS	97.9
7	3	CANNELL	134.7	49	BEAUMONT	143.0	49	BEAUMONT	97.1
8	49	BEAUMONT	134.2	10	NUTHALL	141.5	18	WILSON	96.6
9	101	DARK	133.4	9	DANIELL	139.2	101	DARK	95.8
10	28	MCGUIRE	132.1	101	DARK	138.9	30	BRONSON	95.8
11	127	HART	130.0	27	WOOD	138.6	94	O'BRIEN	95.7
12	27	WOOD	129.0	28	MCGUIRE	138.3	69	TILLEY	95.5
13	9	DANIELL	129.0	30	BRONSON	138.3	9	DANIELL	95.0
14	66	HOOLE	127.3	132	KINCH	136.3	28	MCGUIRE	94.7
15	69	TILLEY	126.8	12	FRIEDRICHS	135.5	127	HART	93.9
16	12	FRIEDRICHS	126.8	66	HOOLE	135.2	14	WILSON	93.7
17	25	FRANCHITTI	126.6	127	HART	135.0	32	HARTOGS	92.9
18	30	BRONSON	125.4	25	FRANCHITTI	133.6	27	WOOD	92.6
19	94	O'BRIEN	123.8	69	TILLEY	132.8	4	THORNTON	92.4
20	80	TAYLOR	123.5	248	LEHR	131.3	80	TAYLOR	92.4
21	7	TOPLISS	123.5	7	TOPLISS	130.3	15	MATZELBERGER	92.0
22	32	HARTOGS	123.1	94	O'BRIEN	130.3	25	FRANCHITTI	91.8
23	132	KINCH	123.1	96	DE SILVA	129.3	96	DE SILVA	91.5
24	96	DE SILVA	122.9	80	TAYLOR	129.0	133	DE SILVA	91.4
25	133	DE SILVA	122.4	14	WILSON	129.0	66	HOOLE	90.6
26	248	LEHR	122.0	15	MATZELBERGER	129.0	24	STROLZ	90.6
27	14	WILSON	121.7	32	HARTOGS	128.8	7	TOPLISS	90.1
28	24	STROLZ	121.3	8	DITHERIDGE	128.8	51	JOLLEY	89.9
29	4	THORNTON	118.9	133	DE SILVA	128.5	35	TARLING	88.8
30	51	JOLLEY	117.9	4	THORNTON	127.5	21	NUTHALL	87.9
31	15	MATZELBERGER	117.5	51	JOLLEY	125.4	248	LEHR	87.7
32	35	TARLING	117.3	24	STROLZ	124.9	132	KINCH	87.1
33	8	DITHERIDGE	116.9	21	NUTHALL	121.3	8	DITHERIDGE	86.8
34	21	NUTHALL	114.7	35	TARLING	121.1	45	PILKINGTON	85.1
35	45	PILKINGTON	113.5	45	PILKINGTON	120.0	33	PHILIPS	84.3
36	75	WOOD	111.2	33	PHILIPS	118.7	23	WOOD	83.9
37	33	PHILIPS	110.7	75	WOOD	117.3	19	GRANT	82.8
38	23	WOOD	110.5	23	WOOD	117.3	75	WOOD	82.4
39	111	GASSMANN	110.1	19	GRANT	117.1	111	GASSMANN	82.1
40	19	GRANT	109.2	111	GASSMANN	114.1	17	KOK	79.7
41	17	KOK	99.8	17	KOK	103.4			
42									

Weather / Track : Overcast / Dry

Silverstone GP
Circuit Length = 3.6604 miles
Start: 15:19 Flag 15:40 End: 15:43

Results can be found at www.tsl-timing.com

Printed - 15:44 Sunday, 28 July 2019

Silverstone Classic

Gallet Trophy for Pre '66 Grand Prix Cars (HGPCA)

RACE 19 - STATISTICS

Competitors Started	42
Planned Start	2019-07-28 @ 15:25:00.000
Actual Start	2019-07-28 @ 15:19:12.756
Finish Time	2019-07-28 @ 15:40:31.084
Track Length	3.6604mi.
Total Laps	329
Total Distance Covered	1204.3037mi.

Session Fastest Lap History

NO	CL	NAME	LAP TIME	TIME OF DAY	LAP	VEHICLE
18	7b	**Sam WILSON**	**2:21.290**	15:21:34.055	1	Lotus 18 372
18	7b	**Sam WILSON**	**2:20.194**	15:23:54.250	2	Lotus 18 372

Session Leader History

NO	CL	NAME	FROM LAP	LAPS LED	DISTANCE	VEHICLE
18	7b	**Sam WILSON**	1	9	32.94 miles	Lotus 18 372

Flag History

TYPE	TIME OF DAY
GREEN	15:19:12.756
FINISH	15:40:31.084

Flag Statistics

TYPE	COUNT	TOTAL LAPS	TOTAL TIME
Green	1	9	24:17.704
Red	0	0	0.000
Safety Car	0	0	0.000
FCY	0	0	0.000

Silverstone GP
Circuit Length = 3.6604 miles
Start: 15:19 Flag 15:40 End: 15:43

Weather / Track : Overcast / Dry

These results are provisional until the conclusion of any judicial and technical matters.

Clerk Of Course :		Timekeeper :

Silverstone Classic

Gallet Trophy for Pre '66 Grand Prix Cars (HGPCA)

RACE 19 - STATISTICS

CLASS : 10

4 Starters

Fastest Lap History

NO	NAME	LAP TIME	TIME OF DAY	LAP	VEHICLE
35	**Richard TARLING**	**2:35.270**	15:21:48.027	1	Assegai
4	**Greg THORNTON**	**2:31.337**	15:24:21.593	2	LDS 03
4	**Greg THORNTON**	**2:31.327**	15:26:52.918	3	LDS 03
4	**Greg THORNTON**	**2:30.925**	15:31:56.070	5	LDS 03

Leader History

NO	NAME	FROM LAP	LAPS LED	DISTANCE	VEHICLE
35	**Richard TARLING**	1	1	3.66 miles	Assegai
4	**Greg THORNTON**	2	8	29.28 miles	LDS 03

Silverstone GP

Weather / Track : Overcast / Dry

Circuit Length = 3.6604 miles

These results are provisional until the conclusion of any judicial and technical matters.

Start: 15:19 Flag 15:40 End: 15:43

Clerk Of Course :		Timekeeper :

Silverstone Classic

Gallet Trophy for Pre '66 Grand Prix Cars (HGPCA)

RACE 19 - STATISTICS

CLASS : 11

5 Starters

Fastest Lap History

NO	NAME	LAP TIME	TIME OF DAY	LAP	VEHICLE
133	**Tim DE SILVA**	**2:34.890**	15:21:47.671	1	Lotus 24 946
133	**Tim DE SILVA**	**2:30.946**	15:24:18.609	2	Lotus 24 946
133	**Tim DE SILVA**	**2:30.007**	15:26:48.621	3	Lotus 24 946

Leader History

NO	NAME	FROM LAP	LAPS LED	DISTANCE	VEHICLE
133	**Tim DE SILVA**	1	9	32.94 miles	Lotus 24 946

Silverstone GP

Weather / Track : Overcast / Dry

Circuit Length = 3.6604 miles

These results are provisional until the conclusion of any judicial and technical matters.

Start: 15:19 Flag 15:40 End: 15:43

Clerk Of Course :		Timekeeper :

Silverstone Classic

Gallet Trophy for Pre '66 Grand Prix Cars (HGPCA)

RACE 19 - STATISTICS

CLASS : 12

8 Starters

Fastest Lap History

NO	NAME	LAP TIME	TIME OF DAY	LAP	VEHICLE
79	**Michael GANS**	**2:22.259**	15:21:35.027	1	Cooper T79
79	**Michael GANS**	**2:21.802**	15:23:56.825	2	Cooper T79
11	**Jon FAIRLEY**	**2:21.549**	15:23:59.463	2	Brabham BT11/19
11	**Jon FAIRLEY**	**2:21.102**	15:26:20.566	3	Brabham BT11/19

Leader History

NO	NAME	FROM LAP	LAPS LED	DISTANCE	VEHICLE
79	**Michael GANS**	1	4	14.64 miles	Cooper T79
11	**Jon FAIRLEY**	5	5	18.30 miles	Brabham BT11/19

Silverstone GP

Weather / Track : Overcast / Dry

Circuit Length = 3.6604 miles

These results are provisional until the conclusion of any judicial and technical matters.

Start: 15:19 Flag 15:40 End: 15:43

Clerk Of Course :		Timekeeper :

Silverstone Classic

Gallet Trophy for Pre '66 Grand Prix Cars (HGPCA)

RACE 19 - STATISTICS

CLASS : 5

5 Starters

Fastest Lap History

NO	NAME	LAP TIME	TIME OF DAY	LAP	VEHICLE
21	**Ian NUTHALL**	**2:45.596**	15:21:58.367	1	Alta F2
21	**Ian NUTHALL**	**2:39.133**	15:24:37.500	2	Alta F2
21	**Ian NUTHALL**	**2:38.784**	15:27:16.284	3	Alta F2
21	**Ian NUTHALL**	**2:38.493**	15:29:54.777	4	Alta F2

Leader History

NO	NAME	FROM LAP	LAPS LED	DISTANCE	VEHICLE
21	**Ian NUTHALL**	1	8	29.28 miles	Alta F2

Silverstone GP

Weather / Track : Overcast / Dry

Circuit Length = 3.6604 miles

These results are provisional until the conclusion of any judicial and technical matters.

Start: 15:19 Flag 15:40 End: 15:43

Clerk Of Course :		Timekeeper :

Silverstone Classic

Gallet Trophy for Pre '66 Grand Prix Cars (HGPCA)

RACE 19 - STATISTICS

CLASS : 6

4 Starters

Fastest Lap History

NO	NAME	LAP TIME	TIME OF DAY	LAP	VEHICLE
25	**Marino FRANCHITTI**	**2:37.248**	15:21:50.008	1	Maserati 250F 2532
25	**Marino FRANCHITTI**	**2:36.922**	15:24:26.935	2	Maserati 250F 2532
25	**Marino FRANCHITTI**	**2:31.739**	15:26:58.669	3	Maserati 250F 2532
25	**Marino FRANCHITTI**	**2:31.680**	15:37:16.585	7	Maserati 250F 2532

Leader History

NO	NAME	FROM LAP	LAPS LED	DISTANCE	VEHICLE
25	**Marino FRANCHITTI**	1	9	32.94 miles	Maserati 250F 2532

Silverstone GP

Weather / Track : Overcast / Dry

Circuit Length = 3.6604 miles

These results are provisional until the conclusion of any judicial and technical matters.

Start: 15:19 Flag 15:40 End: 15:43

Clerk Of Course :		Timekeeper :

Silverstone Classic

Gallet Trophy for Pre '66 Grand Prix Cars (HGPCA)

RACE 19 - STATISTICS

CLASS : 7a

2 Starters

Fastest Lap History

NO	NAME	LAP TIME	TIME OF DAY	LAP	VEHICLE
1	**Miles GRIFFITHS**	**2:23.537**	15:21:36.299	1	Lotus 16 368
1	**Miles GRIFFITHS**	**2:21.830**	15:23:58.129	2	Lotus 16 368

Leader History

NO	NAME	FROM LAP	LAPS LED	DISTANCE	VEHICLE
1	**Miles GRIFFITHS**	1	9	32.94 miles	Lotus 16 368

Silverstone GP

Weather / Track : Overcast / Dry

Circuit Length = 3.6604 miles

These results are provisional until the conclusion of any judicial and technical matters.

Start: 15:19 Flag 15:40 End: 15:43

Clerk Of Course :		Timekeeper :

Silverstone Classic

Gallet Trophy for Pre '66 Grand Prix Cars (HGPCA)

RACE 19 - STATISTICS

CLASS : 7b

7 Starters

Fastest Lap History

NO	NAME	LAP TIME	TIME OF DAY	LAP	VEHICLE
18	**Sam WILSON**	**2:21.290**	15:21:34.055	1	Lotus 18 372
18	**Sam WILSON**	**2:20.194**	15:23:54.250	2	Lotus 18 372

Leader History

NO	NAME	FROM LAP	LAPS LED	DISTANCE	VEHICLE
18	**Sam WILSON**	1	9	32.94 miles	Lotus 18 372

Silverstone GP

Weather / Track : Overcast / Dry

Circuit Length = 3.6604 miles

These results are provisional until the conclusion of any judicial and technical matters.

Start: 15:19 Flag 15:40 End: 15:43

Clerk Of Course :		Timekeeper :

Silverstone Classic

Gallet Trophy for Pre '66 Grand Prix Cars (HGPCA)

RACE 19 - STATISTICS

CLASS : 8

2 Starters

Fastest Lap History

NO	NAME	LAP TIME	TIME OF DAY	LAP	VEHICLE
30	**Julian BRONSON**	**2:32.949**	15:21:45.716	1	Scarab Offenhauser
30	**Julian BRONSON**	**2:30.211**	15:24:15.927	2	Scarab Offenhauser
28	**Eddie MCGUIRE**	**2:29.954**	15:26:48.410	3	Scarab Offenhauser
30	**Julian BRONSON**	**2:29.405**	15:29:20.417	4	Scarab Offenhauser
30	**Julian BRONSON**	**2:29.289**	15:31:49.708	5	Scarab Offenhauser

Leader History

NO	NAME	FROM LAP	LAPS LED	DISTANCE	VEHICLE
30	**Julian BRONSON**	1	2	7.32 miles	Scarab Offenhauser
28	**Eddie MCGUIRE**	3	6	21.96 miles	Scarab Offenhauser

Silverstone GP

Weather / Track : Overcast / Dry

Circuit Length = 3.6604 miles

These results are provisional until the conclusion of any judicial and technical matters.

Start: 15:19 Flag 15:40 End: 15:43

Clerk Of Course :		Timekeeper :

Silverstone Classic

Gallet Trophy for Pre '66 Grand Prix Cars (HGPCA)

RACE 19 - STATISTICS

CLASS : 9

5 Starters

Fastest Lap History

NO	NAME	LAP TIME	TIME OF DAY	LAP	VEHICLE
9	**Mark DANIELL**	**2:33.503**	15:21:46.264	1	Cooper T45
9	**Mark DANIELL**	**2:30.501**	15:24:16.766	2	Cooper T45
9	**Mark DANIELL**	**2:29.484**	15:26:46.250	3	Cooper T45
9	**Mark DANIELL**	**2:29.188**	15:37:06.075	7	Cooper T45

Leader History

NO	NAME	FROM LAP	LAPS LED	DISTANCE	VEHICLE
9	**Mark DANIELL**	1	3	10.98 miles	Cooper T45
127	**Steve HART**	4	4	14.64 miles	Cooper T51
9	**Mark DANIELL**	8	2	7.32 miles	Cooper T45

Silverstone GP

Weather / Track : Overcast / Dry

Circuit Length = 3.6604 miles

These results are provisional until the conclusion of any judicial and technical matters.

Start: 15:19 Flag 15:40 End: 15:43

Clerk Of Course :		Timekeeper :

Silverstone Classic

Transatlantic Trophy for Pre '66 Touring Cars

QUALIFYING - RACE 9 - CLASSIFICATION - AMENDED

Sheet No:	Issue Time:

POS	NO	CL	PIC	NAME	ENTRY	TIME	ON	LAPS	GAP	DIFF	MPH
1	166	THA	1	FENN / HILL	Ford Mustang	2:36.409	7	8			84.25
2	11	THC	1	Olivier HART	Alfa Romeo Giulia Sprint GTA	2:36.648	8	8	0.239	0.239	84.12
3	79	THC	2	MARTIN / SOPER	Ford Lotus Cortina	2:36.860	3	9	0.451	0.212	84.00
4	113	THC	3	Andy WOLFE	Ford Lotus Cortina	2:37.022	4	8	0.613	0.162	83.92
5	192	THA	2	THOMAS / LOCKIE	Ford Falcon	2:37.504	3	7	1.095	0.482	83.66
6	9	THA	3	Craig DAVIES	Ford Mustang	2:37.883	7	8	1.474	0.379	83.46
7	999*	THA	4	Benji HETHERINGTON	Ford Mustang	2:38.009	4	9	1.600	0.126	83.39
8	17	THA	5	BARTRUM / CAINE	Ford Mustang	2:38.197	7	7	1.788	0.188	83.29
9	34	THC	4	Shaun BALFE	Ford Lotus Cortina	2:38.421	5	9	2.012	0.224	83.18
10	30	THC	5	Richard DUTTON	Ford Lotus Cortina	2:38.761	3	9	2.352	0.340	83.00
11	35	THA	6	Mark BURTON	Ford Mustang	2:38.908	7	8	2.499	0.147	82.92
12	2	THC	6	Neil BROWN	Ford Lotus Cortina	2:39.131	5	9	2.722	0.223	82.81
13	42	THC	7	John SPIERS	Ford Lotus Cortina	2:39.429	8	9	3.020	0.298	82.65
14	133	THC	8	VELLA / ROBINSON	Ford Lotus Cortina	2:39.430	4	9	3.021	0.001	82.65
15	4	THC	9	ATTARD / INGRAM	Ford Lotus Cortina	2:39.757	3	8	3.348	0.327	82.48
16	191	THC	10	HOLME / GREENSALL	Ford Lotus Cortina	2:39.964	8	9	3.555	0.207	82.37
17	47	THC	11	Martin STROMMEN	Ford Lotus Cortina	2:40.025	2	9	3.616	0.061	82.34
18	193	THA	7	Victor ISRAELSSON	Ford Mustang	2:40.510	1	8	4.101	0.485	82.09
19	170	THC	12	Marcus JEWELL	Ford Lotus Cortina	2:40.613	2	9	4.204	0.103	82.04
20	3	THD	1	Chris MIDDLEHURST	Morris Mini Cooper S	2:40.715	2	7	4.306	0.102	81.99
21	33	THC	13	Andrew LAWLEY	Alfa Romeo Giulia Sprint GTA	2:41.116	7	8	4.707	0.401	81.79
22	49	THA	8	NYBLAEUS / WELCH	Ford Falcon Sprint	2:41.133	2	4	4.724	0.017	81.78
23	98	THC	14	G.PATTLE / T.PATTLE	Ford Lotus Cortina	2:41.255	2	2	4.846	0.122	81.72
24	85	THA	9	N.NAISMITH / H.NAISMITH	Ford Mustang	2:41.473	6	8	5.064	0.218	81.60
25	711	THD	2	Dan LEWIS	Austin Mini Cooper S	2:41.527	2	5	5.118	0.054	81.58
26	46	THD	3	CURLEY / SOLLIS	Austin Mini Cooper S	2:41.678	4	8	5.269	0.151	81.50
27	244	THD	4	Tom BELL	Austin Mini Cooper S	2:41.704	8	8	5.295	0.026	81.49
28	20	THD	5	Endaf OWENS	Austin Mini Cooper S	2:41.732	4	7	5.323	0.028	81.47
29	82	THD	6	DEATH / DEETH	Austin Mini Cooper S	2:41.882	4	8	5.473	0.150	81.40
30	21	THD	7	Dave EDGECOMBE	Austin Mini Cooper S	2:42.073	4	8	5.664	0.191	81.30
31	10*	THC	15	R.WALKER / J.WALKER	Ford Lotus Cortina	2:42.192	8	8	5.783	0.119	81.24
32	29	THC	16	R.SPENCER / J.SPENCER	Ford Lotus Cortina	2:42.471	4	7	6.062	0.279	81.10
33	135	THC	17	REYNOLDS / QUINTERO	Ford Lotus Cortina	2:42.527	7	8	6.118	0.056	81.08
34	36	THA	10	EVANS / BRADSHAW	Ford Mustang	2:42.576	2	2	6.167	0.049	81.05
35	75	THD	8	EVANS / LITTLEJOHN	Austin Mini Cooper S	2:42.617	7	8	6.208	0.041	81.03
36	180	THB	1	Tom SHARP	BMW 1800 Tisa	2:42.667	6	7	6.258	0.050	81.01
37	93	THC	18	DUNHAM / OWEN	Ford Lotus Cortina	2:42.844	3	4	6.435	0.177	80.92
38	18	THD	9	SMITH / USHER	Austin Mini Cooper S	2:42.851	8	8	6.442	0.007	80.91
39	169	THC	19	WATTS / GIORDANELLI	Ford Lotus Cortina	2:43.608	7	8	7.199	0.757	80.54
40	27	THD	10	BOTTOMLEY / LEWIS	Morris Mini Cooper S	2:43.713	7	8	7.304	0.105	80.49
41	117	THD	11	Benjamin HATTON	Morris Mini Cooper S	2:44.416	2	8	8.007	0.703	80.14
42	66	THD	12	MCFADDEN / CULLEN	Austin Mini Cooper S	2:44.428	8	8	8.019	0.012	80.14
43	777	THC	20	O.STREEK / M.STREEK	Ford Lotus Cortina	2:44.750	8	8	8.341	0.322	79.98
44	104	THD	13	JAMES / SNOWDON	Morris Mini Cooper S	2:46.679	7	8	10.270	1.929	79.06
45	51	THA	11	Nicholas KING	Ford Mustang	2:47.480	7	8	11.071	0.801	78.68
46	24	THD	14	HAGAN / MAWHINNEY	Morris Mini Cooper S	2:48.003	8	8	11.594	0.523	78.43
47	217	THD	15	W.LYNCH / F.LYNCH	Morris Mini Cooper S	2:48.160	3	4	11.751	0.157	78.36
48	146	THC	21	SMAIL / MANN	Ford Lotus Cortina	2:48.660	7	7	12.251	0.500	78.13
49	141	THD	16	RO.LONGDON / RI.LONGDON	Morris Mini Cooper S	2:48.693	7	8	12.284	0.033	78.11
50	57	THD	17	William WARD	Austin Mini Cooper S	2:50.154	3	6	13.745	1.461	77.44
51	54	THD	18	C.NAIRN / B.NAIRN	Morris Mini Cooper S	2:51.140	8	8	14.731	0.986	77.00
52	26	THA	12	Colin SOWTER	Ford Mustang	2:51.376	7	7	14.967	0.236	76.89
53	588	THC	22	M.HOLLAND / D.HOLLAND	Ford Lotus Cortina	2:52.581	6	7	16.172	1.205	76.35
54	164	THC	23	GIBBONS / JUPE	Alfa Romeo Giulia TI	2:58.505	2	7	22.096	5.924	73.82
55	55	THC	24	Rebeca RETTENMAIER	Alfa Romeo Giulia Sprint GTA	3:18.429	7	7	42.020	19.924	66.41
56	28	THD	19	LOW / HARRISON	Morris Mini Cooper S			0			
57	263	THA	13	SHEPHERD / BLOMQVIST	Ford Galaxie			0			

Car 28 - Best 3 lap times disallowed - Q.14.4.4 - Causing a collision
No. 10, 999 - 1 Lap time disallowed; exceeding track limits.

Silverstone GP
Circuit Length = 3.6604 miles
Start: 17:15 Flag 17:42 End: 17:46

Weather / Track : Bright / Dry

These results are provisional until the conclusion of any judicial and technical matters.

Clerk Of Course :	Steward :	Timekeeper :

Results can be found at www.tsl-timing.com

Printed - 19:04 Friday, 26 July 2019

Silverstone Classic

Transatlantic Trophy for Pre '66 Touring Cars

QUALIFYING - RACE 9 - SECTOR ANALYSIS

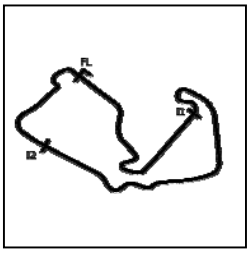

SECTOR 1 = FL to I1, SECTOR 2 = I1 to I2, SECTOR 3 = I2 to FL, DIFF = Difference To Personal Best Lap, P = Crossed Finish Line in Pit Lane, D = Time Disallowed

P1 166 THA FENN / HILL — Ford Mustang

IDEAL LAP TIME : 2:36.399 BEST LAP TIME : 2:36.409 DIFFERENCE : 0.010

LAP	SECTOR 1		SECTOR 2		SECTOR 3		LAP TIME		MPH	DIFF	TIME OF DAY
1 -	48.794	120.4	1:18.395	133.1	35.225	81.8	2:42.414		81.13	6.005	17:21:55.280
2 -	48.540	118.1	1:17.246	133.1	34.146	85.3	2:39.932	(3)	82.39	3.523	17:24:35.212
3 -	50.328	111.4	1:20.312	124.7	IN PIT		2:44.387	P	80.16	7.978	17:27:19.599
4 -	OUTLAP	122.2	1:17.346	113.7	34.088	85.8	3:55.260		56.01	1:18.851	17:31:14.859
5 -	49.766	125.4	1:29.998	90.4	42.490	66.5	3:02.254		72.30	25.845	17:34:17.113
6 -	1:00.865	83.2	1:31.714	131.8	33.640	86.3	3:06.219		70.76	29.810	17:37:23.332
7 -	47.172	128.3	***1:15.960***	***133.4***	***33.277***	***86.5***	***2:36.409***	**(1)**	***84.25***		***17:39:59.741***
8 -	***47.162***	***129.3***	1:16.263	132.8	34.808	82.9	2:38.233	**(2)**	83.28	1.824	17:42:37.974

P2 11 THC Olivier HART — Alfa Romeo Giulia Sprint GTA

IDEAL LAP TIME : 2:36.613 BEST LAP TIME : 2:36.648 DIFFERENCE : 0.035

LAP	SECTOR 1		SECTOR 2		SECTOR 3		LAP TIME		MPH	DIFF	TIME OF DAY
1 -	48.286	113.7	1:16.561	119.6	33.732		2:38.579		83.09	1.931	17:20:37.882
2 -	47.490	115.5	1:16.545	118.1	33.119		2:37.154	(3)	83.85	0.506	17:23:15.036
3 -	47.526	114.9	***1:16.352***	119.8	32.934		2:36.812	(2)	84.03	0.164	17:25:51.848
4 -	48.287	111.8	1:17.857	118.3	IN PIT		2:40.034	P	82.34	3.386	17:28:31.882
5 -	OUTLAP	111.6	1:18.401	116.7	34.458		4:31.202		48.59	1:54.554	17:33:03.084
6 -	50.864	85.9	2:06.077	36.5	IN PIT		3:51.093	P	57.02	1:14.445	17:36:54.177
7 -	OUTLAP	115.1	1:17.792	118.5	33.477		4:05.277		53.72	1:28.629	17:40:59.454
8 -	***47.472***	***116.1***	1:16.387	119.6	***32.789***		***2:36.648***	**(1)**	***84.12***		***17:43:36.102***

P3 79 THC MARTIN / SOPER — Ford Lotus Cortina

IDEAL LAP TIME : 2:36.754 BEST LAP TIME : 2:36.860 DIFFERENCE : 0.106

LAP	SECTOR 1		SECTOR 2		SECTOR 3		LAP TIME		MPH	DIFF	TIME OF DAY
1 -	47.829	115.9	1:16.679	120.9	32.944	85.4	2:37.452	(2)	83.69	0.592	17:20:48.238
2 -	48.097	115.9	1:16.639	120.6	32.996	86.0	2:37.732	(3)	83.54	0.872	17:23:25.970
3 -	***47.625***	***116.7***	***1:16.293***	122.0	32.942	***86.1***	***2:36.860***	**(1)**	***84.00***		***17:26:02.830***
4 -	49.891	***116.7***	1:17.731	***124.0***	33.173	80.8	2:40.795		81.95	3.935	17:28:43.625
5 -	48.027	116.1	1:16.422	122.6	IN PIT		2:33.812	P	85.67		17:31:17.437
6 -	OUTLAP	76.4	2:17.746	36.5	45.886	81.0	5:18.017		41.43	2:41.157	17:36:35.454
7 -	49.260	114.9	1:18.944	120.4	33.214	83.6	2:41.418		81.63	4.558	17:39:16.872
8 -	48.878	116.1	1:18.914	115.1	33.295	84.3	2:41.087		81.80	4.227	17:41:57.959
9 -	48.250	116.1	1:18.475	119.6	***32.836***	85.3	2:39.561		82.58	2.701	17:44:37.520

P4 113 THC Andy WOLFE — Ford Lotus Cortina

IDEAL LAP TIME : 2:36.813 BEST LAP TIME : 2:37.022 DIFFERENCE : 0.209

LAP	SECTOR 1		SECTOR 2		SECTOR 3		LAP TIME		MPH	DIFF	TIME OF DAY
1 -	49.877	114.3	1:16.574	***121.1***	34.161	***87.1***	2:40.612		82.04	3.590	17:21:02.441
2 -	48.001	***116.5***	***1:16.148***	120.6	33.511	85.9	2:37.660	(3)	83.58	0.638	17:23:40.101
3 -	54.744	82.0	1:31.556	109.2	34.570	86.0	3:00.870		72.85	23.848	17:26:40.971
4 -	48.030	114.7	1:16.235	120.9	***32.757***	86.3	***2:37.022***	**(1)**	***83.92***		***17:29:17.993***
5 -	51.335	99.7	1:30.662	61.6	44.746	86.0	3:06.743		70.56	29.721	17:32:24.736
6 -	1:00.131	79.5	2:20.269	39.1	IN PIT		4:09.761	P	52.76	1:32.739	17:36:34.497
7 -	OUTLAP	112.5	1:21.485	90.3	35.098	86.8	4:29.171		48.95	1:52.149	17:41:03.668
8 -	***47.908***	115.5	1:16.335	119.6	32.958	86.4	2:37.201	(2)	83.82	0.179	17:43:40.869

Weather / Track : Bright / Dry

Silverstone GP
Circuit Length = 3.6604 miles
Start: 17:15 Flag 17:42 End: 17:46

Silverstone Classic

Transatlantic Trophy for Pre '66 Touring Cars

QUALIFYING - RACE 9 - SECTOR ANALYSIS

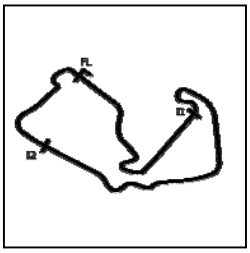

SECTOR 1 = FL to I1, SECTOR 2 = I1 to I2, SECTOR 3 = I2 to FL, DIFF = Difference To Personal Best Lap, P = Crossed Finish Line in Pit Lane, D = Time Disallowed

P5 192 THA THOMAS / LOCKIE — Ford Falcon

IDEAL LAP TIME : 2:37.235 BEST LAP TIME : 2:37.504 DIFFERENCE : 0.269

LAP	SECTOR 1		SECTOR 2		SECTOR 3		LAP TIME		MPH	DIFF	TIME OF DAY
1 -	48.552	127.5	1:16.842	136.1	***33.858***	86.3	2:39.252	(3)	82.74	1.748	17:21:00.890
2 -	47.498	126.1	1:16.897	137.2	34.276	86.7	2:38.671	(2)	83.05	1.167	17:23:39.561
3 -	***47.370***	***129.0***	***1:16.007***	***137.5***	34.127	***86.9***	***2:37.504***	(1)	***83.66***		***17:26:17.065***
4 -	50.520	114.5	1:18.269	127.5	IN PIT		2:45.191	P	79.77	7.687	17:29:02.256
5 -	OUTLAP	125.2	1:17.001	111.8	39.578	68.4	3:55.069		56.05	1:17.565	17:32:57.325
6 -	55.436	92.1	2:05.473	36.5	IN PIT		3:49.452	P	57.43	1:11.948	17:36:46.777
7 -	OUTLAP	85.3	1:33.703	70.9	IN PIT		4:22.956	P	50.11	1:45.452	17:41:09.733

P6 9 THA Craig DAVIES — Ford Mustang

IDEAL LAP TIME : 2:37.883 BEST LAP TIME : 2:37.883 DIFFERENCE : 0.000

LAP	SECTOR 1		SECTOR 2		SECTOR 3		LAP TIME		MPH	DIFF	TIME OF DAY
1 -	48.319	118.7	1:16.745	***138.3***	34.436	***86.8***	2:39.500		82.61	1.617	17:21:15.010
2 -	48.136	117.7	1:16.554	130.5	35.040	84.9	2:39.730		82.50	1.847	17:23:54.740
3 -	48.054	***127.0***	1:16.287	136.1	34.196	83.7	2:38.537	(3)	83.12	0.654	17:26:33.277
4 -	47.699	118.9	1:16.735	129.5	34.319	84.8	2:38.753		83.00	0.870	17:29:12.030
5 -	47.582	116.7	1:16.514	135.0	34.139	82.9	2:38.235	(2)	83.27	0.352	17:31:50.265
6 -	1:10.768	50.7	2:31.173	48.3	42.529	***86.8***	4:24.470		49.82	1:46.587	17:36:14.735
7 -	***47.502***	108.4	***1:16.268***	135.0	***34.113***	85.7	***2:37.883***	(1)	***83.46***		***17:38:52.618***
8 -	48.856	112.0	1:18.584	132.1	IN PIT		2:41.473	P	81.60	3.590	17:41:34.091

P7 999 THA Benji HETHERINGTON — Ford Mustang

IDEAL LAP TIME : 2:37.518 BEST LAP TIME : 2:38.009 DIFFERENCE : 0.491

LAP	SECTOR 1		SECTOR 2		SECTOR 3		LAP TIME		MPH	DIFF	TIME OF DAY
1 -	48.367	115.7	1:17.598	127.3	34.990	85.9	2:40.955		81.87	2.946	17:21:06.428
2 -	47.712	115.9	1:17.285	***127.8***	33.943	85.9	2:38.940	(3)	82.91	0.931	17:23:45.368
3 -	47.768	123.5	1:16.772	***127.8***	***33.569***	85.9	~~2:38.109~~	D	83.34	0.100	17:26:23.477
4 -	***47.630***	125.2	1:16.512	127.3	33.867	86.3	***2:38.009***	(1)	***83.39***		***17:29:01.486***
5 -	49.312	105.8	1:24.133	81.4	39.838	85.8	2:53.283		76.04	15.274	17:31:54.769
6 -	1:09.033	47.4	2:30.492	48.2	42.626	86.7	4:22.151		50.26	1:44.142	17:36:16.920
7 -	49.072	117.9	1:16.999	127.5	34.661	***87.1***	2:40.732		81.98	2.723	17:38:57.652
8 -	47.985	***126.6***	***1:16.319***	127.3	33.926	85.1	2:38.230	(2)	83.28	0.221	17:41:35.882
9 -	57.636	74.9	1:33.459	90.0	IN PIT		3:10.762	P	69.07	32.753	17:44:46.644

P8 17 THA BARTRUM / CAINE — Ford Mustang

IDEAL LAP TIME : 2:38.197 BEST LAP TIME : 2:38.197 DIFFERENCE : 0.000

LAP	SECTOR 1		SECTOR 2		SECTOR 3		LAP TIME		MPH	DIFF	TIME OF DAY
1 -	51.722	116.9	1:20.833	119.1	36.070		2:48.625	(2)	78.14	10.428	17:22:09.367
2 -	53.632	104.2	1:20.074	129.5	35.807		2:49.513	(3)	77.73	11.316	17:24:58.880
3 -	53.379	106.8	1:22.984	118.7	IN PIT		2:56.192	P	74.79	17.995	17:27:55.072
4 -	OUTLAP	115.7	1:17.480	132.1	34.866		4:16.350		51.40	1:38.153	17:32:11.422
5 -	56.893	53.4	2:31.775	39.2	IN PIT		4:21.680	P	50.35	1:43.483	17:36:33.102
6 -	OUTLAP	114.7	1:16.747	130.5	34.437		5:05.237		43.17	2:27.040	17:41:38.339
7 -	***48.361***	***121.7***	***1:16.083***	***134.2***	***33.753***	***86.7***	***2:38.197***	(1)	***83.29***		***17:44:16.536***

Weather / Track : Bright / Dry

Silverstone GP
Circuit Length = 3.6604 miles
Start: 17:15 Flag 17:42 End: 17:46

Silverstone Classic

Transatlantic Trophy for Pre '66 Touring Cars

QUALIFYING - RACE 9 - SECTOR ANALYSIS

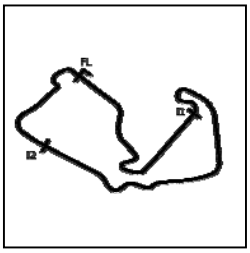

SECTOR 1 = FL to I1, SECTOR 2 = I1 to I2, SECTOR 3 = I2 to FL, DIFF = Difference To Personal Best Lap, P = Crossed Finish Line in Pit Lane, D = Time Disallowed

P9 34 THC Shaun BALFE — Ford Lotus Cortina

IDEAL LAP TIME : 2:38.100 BEST LAP TIME : 2:38.421 DIFFERENCE : 0.321

LAP	SECTOR 1		SECTOR 2		SECTOR 3		LAP TIME		MPH	DIFF	TIME OF DAY
1 -	48.630	114.7	1:17.564	119.6	33.420	82.3	2:39.614		82.56	1.193	17:20:40.126
2 -	48.387	115.9	1:17.118	***120.6***	33.644	84.4	2:39.149		82.80	0.728	17:23:19.275
3 -	***48.189***	***117.3***	1:17.382	120.4	33.371	85.0	2:38.942		82.90	0.521	17:25:58.217
4 -	50.566	108.7	1:19.233	116.9	33.870	84.9	2:43.669		80.51	5.248	17:28:41.886
5 -	48.365	114.7	1:16.972	119.6	***33.084***	84.6	***2:38.421***	**(1)**	***83.18***		***17:31:20.307***
6 -	51.769	96.2	1:37.607	92.9	IN PIT		3:11.229	**P**	68.91	32.808	17:34:31.536
7 -	OUTLAP	114.3	1:19.881	118.1	33.150	84.4	4:44.771		46.27	2:06.350	17:39:16.307
8 -	48.605	114.9	1:16.935	118.7	33.126	84.7	2:38.666	**(2)**	83.05	0.245	17:41:54.973
9 -	48.645	115.5	***1:16.827***	119.4	33.316	***85.9***	2:38.788	**(3)**	82.98	0.367	17:44:33.761

P10 30 THC Richard DUTTON — Ford Lotus Cortina

IDEAL LAP TIME : 2:38.512 BEST LAP TIME : 2:38.761 DIFFERENCE : 0.249

LAP	SECTOR 1		SECTOR 2		SECTOR 3		LAP TIME		MPH	DIFF	TIME OF DAY
1 -	49.301	114.3	1:17.554	119.6	33.804	82.6	2:40.659		82.02	1.898	17:20:39.421
2 -	48.639	114.9	1:17.206	120.2	33.647	83.1	2:39.492		82.62	0.731	17:23:18.913
3 -	***48.320***	116.1	***1:17.133***	120.4	33.308	86.2	***2:38.761***	**(1)**	***83.00***		***17:25:57.674***
4 -	48.402	116.3	1:17.327	***122.2***	33.362	85.1	2:39.091	**(3)**	82.83	0.330	17:28:36.765
5 -	48.581	115.5	***1:17.133***	120.0	***33.059***	***86.8***	2:38.773	**(2)**	82.99	0.012	17:31:15.538
6 -	49.999	116.3	1:34.754	81.1	40.502	61.9	3:05.255		71.13	26.494	17:34:20.793
7 -	1:04.233	73.4	1:33.321	113.3	34.147	85.7	3:11.701		68.74	32.940	17:37:32.494
8 -	48.680	114.9	1:18.224	119.1	33.625	85.7	2:40.529		82.08	1.768	17:40:13.023
9 -	48.523	***116.5***	1:17.426	121.1	33.660	85.8	2:39.609		82.56	0.848	17:42:52.632

P11 35 THA Mark BURTON — Ford Mustang

IDEAL LAP TIME : 2:38.406 BEST LAP TIME : 2:38.908 DIFFERENCE : 0.502

LAP	SECTOR 1		SECTOR 2		SECTOR 3		LAP TIME		MPH	DIFF	TIME OF DAY
1 -	48.852	101.2	1:17.887	***129.0***	34.163	87.3	2:40.902		81.89	1.994	17:21:23.401
2 -	49.037	***126.8***	1:16.953	128.8	34.082	84.5	2:40.072	**(3)**	82.32	1.164	17:24:03.473
3 -	48.295	119.4	1:16.769	128.3	33.990	88.7	2:39.054	**(2)**	82.85	0.146	17:26:42.527
4 -	48.649	121.5	1:16.625	127.0	IN PIT		2:40.449	**P**	82.13	1.541	17:29:22.976
5 -	OUTLAP	91.4	1:25.841	102.9	37.817	78.2	4:22.596		50.18	1:43.688	17:33:45.572
6 -	53.800	105.3	1:40.793	46.2	49.681	80.3	3:24.274		64.51	45.366	17:37:09.846
7 -	48.734	125.2	***1:16.507***	128.0	***33.667***	***89.3***	***2:38.908***	**(1)**	***82.92***		***17:39:48.754***
8 -	***48.232***	116.9	1:17.177	127.8	35.435	71.4	2:40.844		81.92	1.936	17:42:29.598

P12 2 THC Neil BROWN — Ford Lotus Cortina

IDEAL LAP TIME : 2:38.814 BEST LAP TIME : 2:39.131 DIFFERENCE : 0.317

LAP	SECTOR 1		SECTOR 2		SECTOR 3		LAP TIME		MPH	DIFF	TIME OF DAY
1 -	49.164	112.4	1:18.462	117.9	33.964	83.8	2:41.590		81.55	2.459	17:20:36.182
2 -	48.974	113.9	1:17.366	119.6	33.642	84.5	2:39.982		82.37	0.851	17:23:16.164
3 -	***48.552***	115.1	1:17.814	119.8	33.563	85.3	2:39.929	**(3)**	82.39	0.798	17:25:56.093
4 -	49.173	114.5	1:17.930	119.6	33.921	85.7	2:41.024		81.83	1.893	17:28:37.117
5 -	48.869	115.7	***1:17.001***	121.1	***33.261***	85.3	***2:39.131***	**(1)**	***82.81***		***17:31:16.248***
6 -	49.628	115.5	1:35.285	80.2	40.350	69.3	3:05.263		71.13	26.132	17:34:21.511
7 -	1:04.251	73.4	1:34.339	102.9	34.263	81.1	3:12.853		68.33	33.722	17:37:34.364
8 -	48.806	114.5	1:17.859	***122.4***	33.869	***86.2***	2:40.534		82.08	1.403	17:40:14.898
9 -	49.248	***116.1***	1:17.131	120.9	33.532	84.9	2:39.911	**(2)**	82.40	0.780	17:42:54.809

Weather / Track : Bright / Dry

Silverstone GP
Circuit Length = 3.6604 miles
Start: 17:15 Flag 17:42 End: 17:46

Silverstone Classic

Transatlantic Trophy for Pre '66 Touring Cars

QUALIFYING - RACE 9 - SECTOR ANALYSIS

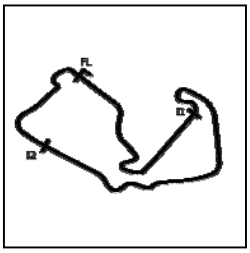

SECTOR 1 = FL to I1, SECTOR 2 = I1 to I2, SECTOR 3 = I2 to FL, DIFF = Difference To Personal Best Lap, P = Crossed Finish Line in Pit Lane, D = Time Disallowed

P13 42 THC John SPIERS — Ford Lotus Cortina

IDEAL LAP TIME : 2:38.703 BEST LAP TIME : 2:39.429 DIFFERENCE : 0.726

LAP	SECTOR 1		SECTOR 2		SECTOR 3		LAP TIME		MPH	DIFF	TIME OF DAY
1 -	48.922	114.1	1:19.460	***116.7***	34.312	82.5	2:42.694		80.99	3.265	17:21:50.824
2 -	48.883	113.7	***1:17.191***	***116.7***	33.941	83.2	2:40.015	**(2)**	82.35	0.586	17:24:30.839
3 -	48.591	***115.5***	1:17.857	115.7	33.661	84.2	2:40.109		82.30	0.680	17:27:10.948
4 -	49.421	114.7	1:17.617	***116.7***	34.293	79.2	2:41.331		81.68	1.902	17:29:52.279
5 -	49.731	114.3	1:17.834	115.3	35.958	71.9	2:43.523		80.58	4.094	17:32:35.802
6 -	54.944	104.5	2:16.735	36.8	48.710	74.6	4:00.389		54.81	1:20.960	17:36:36.191
7 -	49.593	114.5	1:18.837	115.3	***32.977***	83.2	2:41.407		81.64	1.978	17:39:17.598
8 -	48.726	114.1	1:17.501	113.7	33.202	84.2	***2:39.429***	**(1)**	***82.65***		***17:41:57.027***
9 -	***48.535***	113.1	1:18.028	111.4	33.481	84.2	2:40.044	**(3)**	82.33	0.615	17:44:37.071

P14 133 THC VELLA / ROBINSON — Ford Lotus Cortina

IDEAL LAP TIME : 2:39.308 BEST LAP TIME : 2:39.430 DIFFERENCE : 0.122

LAP	SECTOR 1		SECTOR 2		SECTOR 3		LAP TIME		MPH	DIFF	TIME OF DAY
1 -	49.123	114.3	1:20.658	120.4	34.749	82.9	2:44.530		80.09	5.100	17:21:28.755
2 -	50.249	115.5	1:18.762	120.9	IN PIT		2:39.268	**P**	82.73		17:24:08.023
3 -	OUTLAP	115.3	1:20.025	120.2	34.094	86.0	3:46.314		58.22	1:06.884	17:27:54.337
4 -	48.571	116.1	***1:17.388***	121.3	***33.471***	85.4	***2:39.430***	**(1)**	***82.65***		***17:30:33.767***
5 -	48.675	116.1	1:21.550	67.8	42.829	66.2	2:53.054		76.14	13.624	17:33:26.821
6 -	57.202	94.1	1:45.050	49.3	44.698	***86.3***	3:26.950		63.67	47.520	17:36:53.771
7 -	49.692	116.9	1:17.986	122.4	33.725	84.5	2:41.403	**(3)**	81.64	1.973	17:39:35.174
8 -	***48.449***	***118.9***	***1:17.388***	***123.8***	34.229	82.7	2:40.066	**(2)**	82.32	0.636	17:42:15.240
9 -	55.311	73.6	1:33.097	82.6	IN PIT		3:15.622	**P**	67.36	36.192	17:45:30.862

P15 4 THC ATTARD / INGRAM — Ford Lotus Cortina

IDEAL LAP TIME : 2:39.440 BEST LAP TIME : 2:39.757 DIFFERENCE : 0.317

LAP	SECTOR 1		SECTOR 2		SECTOR 3		LAP TIME		MPH	DIFF	TIME OF DAY
1 -	48.792	112.2	1:18.629	115.9	33.340	83.9	2:40.761	**(2)**	81.97	1.004	17:20:59.792
2 -	48.817	112.5	1:19.405	116.3	33.517	83.8	2:41.739	**(3)**	81.47	1.982	17:23:41.531
3 -	***48.583***	***113.3***	1:17.896	116.3	***33.278***	***84.0***	***2:39.757***	**(1)**	***82.48***		***17:26:21.288***
4 -	48.802	112.9	***1:17.579***	116.7	IN PIT		2:44.013	**P**	80.34	4.256	17:29:05.301
5 -	OUTLAP	110.0	1:22.005	115.9	36.687	80.0	4:26.072		49.52	1:46.315	17:33:31.373
6 -	57.032	89.2	1:48.007	33.9	52.625	81.7	3:37.664		60.54	57.907	17:37:09.037
7 -	49.987	112.4	1:19.914	116.7	34.016	83.5	2:43.917		80.39	4.160	17:39:52.954
8 -	50.237	109.4	1:21.494	***116.9***	34.242	80.7	2:45.973		79.39	6.216	17:42:38.927

P16 191 THC HOLME / GREENSALL — Ford Lotus Cortina

IDEAL LAP TIME : 2:39.602 BEST LAP TIME : 2:39.964 DIFFERENCE : 0.362

LAP	SECTOR 1		SECTOR 2		SECTOR 3		LAP TIME		MPH	DIFF	TIME OF DAY
1 -	49.552	112.7	1:19.623	115.9	36.018	76.3	2:45.193		79.77	5.229	17:21:14.074
2 -	50.793	110.9	1:19.126	115.3	35.199	82.7	2:45.118		79.80	5.154	17:23:59.192
3 -	49.524	112.2	1:18.812	115.1	34.241	83.6	2:42.577		81.05	2.613	17:26:41.769
4 -	49.548	111.6	1:18.749	114.5	33.927	83.9	2:42.224	**(3)**	81.23	2.260	17:29:23.993
5 -	49.464	112.9	1:18.540	112.5	IN PIT		2:41.284	**P**	81.70	1.320	17:32:05.277
6 -	OUTLAP	87.9	1:54.522	38.3	47.653	84.9	4:45.803		46.10	2:05.839	17:36:51.080
7 -	49.110	113.9	1:18.528	116.5	***33.348***	***85.5***	2:40.986	**(2)**	81.85	1.022	17:39:32.066
8 -	***48.404***	***115.7***	***1:17.850***	***116.9***	33.710	83.9	***2:39.964***	**(1)**	***82.37***		***17:42:12.030***
9 -	57.716	75.7	1:32.970	81.6	IN PIT		3:17.022	**P**	66.88	37.058	17:45:29.052

Weather / Track : Bright / Dry

Silverstone GP
Circuit Length = 3.6604 miles
Start: 17:15 Flag 17:42 End: 17:46

Silverstone Classic

Transatlantic Trophy for Pre '66 Touring Cars

QUALIFYING - RACE 9 - SECTOR ANALYSIS

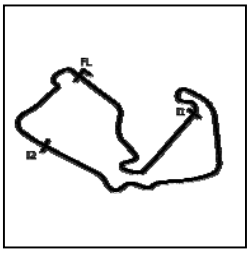

SECTOR 1 = FL to I1, SECTOR 2 = I1 to I2, SECTOR 3 = I2 to FL, DIFF = Difference To Personal Best Lap, P = Crossed Finish Line in Pit Lane, D = Time Disallowed

P17 47 THC Martin STROMMEN — Ford Lotus Cortina

IDEAL LAP TIME : 2:39.622 BEST LAP TIME : 2:40.025 DIFFERENCE : 0.403

LAP	SECTOR 1		SECTOR 2		SECTOR 3		LAP TIME		MPH	DIFF	TIME OF DAY
1 -	***48.493***	118.1	1:18.811	122.2	33.824	86.0	2:41.128		81.78	1.103	17:20:41.889
2 -	48.585	117.3	***1:17.506***	122.2	33.934	85.3	***2:40.025***	**(1)**	***82.34***		***17:23:21.914***
3 -	48.787	116.9	1:17.768	122.9	33.721	84.7	2:40.276	**(3)**	82.21	0.251	17:26:02.190
4 -	50.084	116.5	1:17.955	122.9	33.723	84.2	2:41.762		81.46	1.737	17:28:43.952
5 -	48.690	***118.3***	1:17.910	122.9	33.634	***86.7***	2:40.234	**(2)**	82.24	0.209	17:31:24.186
6 -	48.936	102.6	1:37.299	93.0	38.768	82.8	3:05.003		71.23	24.978	17:34:29.189
7 -	57.792	78.7	1:33.039	114.3	33.754	84.9	3:04.585		71.39	24.560	17:37:33.774
8 -	48.781	117.5	1:17.903	***123.3***	33.954	85.2	2:40.638		82.03	0.613	17:40:14.412
9 -	49.930	114.9	1:17.969	***123.3***	***33.623***	86.3	2:41.522		81.58	1.497	17:42:55.934

P18 193 THA Victor ISRAELSSON — Ford Mustang

IDEAL LAP TIME : 2:39.459 BEST LAP TIME : 2:40.510 DIFFERENCE : 1.051

LAP	SECTOR 1		SECTOR 2		SECTOR 3		LAP TIME		MPH	DIFF	TIME OF DAY
1 -	***48.449***	112.4	***1:17.216***	128.8	34.845	62.8	***2:40.510***	**(1)**	***82.09***		***17:21:16.484***
2 -	1:14.209	108.7	1:19.089	128.3	***33.794***		3:07.092		70.43	26.582	17:24:23.576
3 -	57.154	67.3	1:21.130	107.8	35.082		2:53.366		76.01	12.856	17:27:16.942
4 -	58.706	46.9	1:25.727	114.1	37.152	54.2	3:01.585		72.57	21.075	17:30:18.527
5 -	1:02.325	84.6	1:27.238	77.1	40.945		3:10.508		69.17	29.998	17:33:29.035
6 -	57.160	83.7	1:44.999	53.4	48.619	82.7	3:30.778		62.51	50.268	17:36:59.813
7 -	57.055	50.6	1:19.806	***129.5***	33.811	***84.8***	2:50.672	**(3)**	77.21	10.162	17:39:50.485
8 -	48.847	***120.4***	1:18.206	128.3	34.173	84.2	2:41.226	**(2)**	81.73	0.716	17:42:31.711

P19 170 THC Marcus JEWELL — Ford Lotus Cortina

IDEAL LAP TIME : 2:40.432 BEST LAP TIME : 2:40.613 DIFFERENCE : 0.181

LAP	SECTOR 1		SECTOR 2		SECTOR 3		LAP TIME		MPH	DIFF	TIME OF DAY
1 -	49.016	112.9	1:18.607	113.5	***33.611***	84.3	2:41.234		81.73	0.621	17:20:49.008
2 -	48.892	114.5	***1:17.936***	118.5	33.785	83.1	***2:40.613***	**(1)**	***82.04***		***17:23:29.621***
3 -	***48.885***	113.7	1:18.241	118.1	33.628	83.2	2:40.754	**(2)**	81.97	0.141	17:26:10.375
4 -	49.892	110.9	1:18.492	118.1	IN PIT		2:38.705	**P**	83.03		17:28:49.080
5 -	OUTLAP	113.5	1:18.748	118.9	34.816	76.9	3:50.775		57.10	1:10.162	17:32:39.855
6 -	53.383	83.6	2:17.745	39.8	45.918	78.8	3:57.046		55.59	1:16.433	17:36:36.901
7 -	49.544	115.9	1:20.112	***119.8***	35.085	83.5	2:44.741		79.99	4.128	17:39:21.642
8 -	48.927	114.9	1:18.467	119.4	33.810	***84.9***	2:41.204	**(3)**	81.74	0.591	17:42:02.846
9 -	49.333	***116.1***	1:18.812	117.7	IN PIT		2:45.598	**P**	79.57	4.985	17:44:48.444

P20 3 THD Chris MIDDLEHURST — Morris Mini Cooper S

IDEAL LAP TIME : 2:40.625 BEST LAP TIME : 2:40.715 DIFFERENCE : 0.090

LAP	SECTOR 1		SECTOR 2		SECTOR 3		LAP TIME		MPH	DIFF	TIME OF DAY
1 -	***49.016***	107.3	1:18.695	113.7	33.287	81.5	2:40.998	**(2)**	81.85	0.283	17:22:53.127
2 -	49.106	107.5	***1:18.489***	***114.1***	***33.120***	82.5	***2:40.715***	**(1)**	***81.99***		***17:25:33.842***
3 -	49.103	107.7	1:18.821	113.5	IN PIT		2:45.112	**P**	79.81	4.397	17:28:18.954
4 -	OUTLAP	105.5	1:24.516	59.8	43.589	69.0	5:06.763		42.95	2:26.048	17:33:25.717
5 -	56.961	95.0	1:44.363	40.7	46.161	***83.4***	3:27.485		63.51	46.770	17:36:53.202
6 -	50.487	97.3	1:19.640	113.7	34.221	***83.4***	2:44.348	**(3)**	80.18	3.633	17:39:37.550
7 -	49.571	***108.0***	1:19.082	101.6	36.337	80.7	2:44.990		79.87	4.275	17:42:22.540

Weather / Track : Bright / Dry

Silverstone GP
Circuit Length = 3.6604 miles
Start: 17:15 Flag 17:42 End: 17:46

Silverstone Classic

Transatlantic Trophy for Pre '66 Touring Cars

QUALIFYING - RACE 9 - SECTOR ANALYSIS

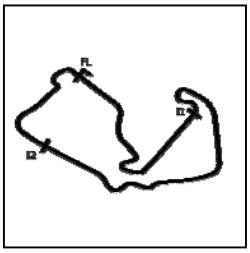

SECTOR 1 = FL to I1, SECTOR 2 = I1 to I2, SECTOR 3 = I2 to FL, DIFF = Difference To Personal Best Lap, P = Crossed Finish Line in Pit Lane, D = Time Disallowed

P21 33 THC Andrew LAWLEY — Alfa Romeo Giulia Sprint GTA

IDEAL LAP TIME : 2:39.903 BEST LAP TIME : 2:41.116 DIFFERENCE : 1.213

LAP	SECTOR 1		SECTOR 2		SECTOR 3		LAP TIME		MPH	DIFF	TIME OF DAY
1 -	49.516	109.2	1:18.263	***117.5***	36.155	76.4	2:43.934		80.38	2.818	17:21:30.954
2 -	50.963	107.2	1:19.689	114.7	IN PIT		2:43.835	**P**	80.43	2.719	17:24:14.789
3 -	OUTLAP	97.2	1:22.064	115.3	34.525	81.0	3:59.589		55.00	1:18.473	17:28:14.378
4 -	49.792	110.0	***1:17.862***	114.3	34.239	83.8	2:41.893	**(2)**	81.39	0.777	17:30:56.271
5 -	49.670	109.2	1:22.884	98.8	40.687	63.8	2:53.241		76.06	12.125	17:33:49.512
6 -	1:00.898	81.4	1:38.992	63.4	45.675	84.4	3:25.565		64.10	44.449	17:37:15.077
7 -	49.963	110.0	1:18.030	114.9	***33.123***	***84.7***	***2:41.116***	**(1)**	***81.79***		***17:39:56.193***
8 -	***48.918***	***110.7***	1:18.444	115.5	34.731	83.7	2:42.093	**(3)**	81.29	0.977	17:42:38.286

P22 49 THA NYBLAEUS / WELCH — Ford Falcon Sprint

IDEAL LAP TIME : 2:40.121 BEST LAP TIME : 2:41.133 DIFFERENCE : 1.012

LAP	SECTOR 1		SECTOR 2		SECTOR 3		LAP TIME		MPH	DIFF	TIME OF DAY
1 -	***48.071***	***119.4***	***1:17.695***	***130.3***	38.085	79.7	2:43.851	**(2)**	80.42	2.718	17:21:08.441
2 -	48.518	***119.4***	1:18.260	129.0	***34.355***	***82.4***	***2:41.133***	**(1)**	***81.78***		***17:23:49.574***
3 -	48.549	117.9	1:18.414	109.1	IN PIT		2:44.817	**P**	79.95	3.684	17:26:34.391
4 -	OUTLAP	76.5	1:45.803	62.3	IN PIT		6:48.911	**P**	32.22	4:07.778	17:33:23.302

P23 98 THC G.PATTLE / T.PATTLE — Ford Lotus Cortina

IDEAL LAP TIME : 2:40.724 BEST LAP TIME : 2:41.255 DIFFERENCE : 0.531

LAP	SECTOR 1		SECTOR 2		SECTOR 3		LAP TIME		MPH	DIFF	TIME OF DAY
1 -	48.613	115.5	1:18.953	116.5	34.532	***84.8***	2:42.098	**(2)**	81.29	0.843	17:21:09.694
2 -	***48.382***	***116.9***	***1:18.257***	***116.9***	34.616	79.3	***2:41.255***	**(1)**	***81.72***		***17:23:50.949***

P24 85 THA N.NAISMITH / H.NAISMITH — Ford Mustang

IDEAL LAP TIME : 2:41.252 BEST LAP TIME : 2:41.473 DIFFERENCE : 0.221

LAP	SECTOR 1		SECTOR 2		SECTOR 3		LAP TIME		MPH	DIFF	TIME OF DAY
1 -	50.705	100.0	1:20.063	125.6	44.907	75.8	2:55.675		75.01	14.202	17:22:29.592
2 -	50.685	101.5	1:20.263	123.8	34.829	84.2	2:45.777	**(3)**	79.49	4.304	17:25:15.369
3 -	53.126	78.3	1:26.661	100.6	IN PIT		2:58.683	**P**	73.74	17.210	17:28:14.052
4 -	OUTLAP	108.7	1:28.346	59.1	43.342	73.1	5:10.490		42.44	2:29.017	17:33:24.542
5 -	55.391	95.3	1:45.537	38.6	47.280	84.9	3:28.208		63.29	46.735	17:36:52.750
6 -	***48.823***	***121.7***	***1:18.451***	127.5	34.199	84.5	***2:41.473***	**(1)**	***81.60***		***17:39:34.223***
7 -	49.154	112.2	1:19.215	124.7	***33.978***	***85.5***	2:42.347	**(2)**	81.17	0.874	17:42:16.570
8 -	1:02.327	79.0	1:37.014	75.9	IN PIT		3:28.590	**P**	63.17	47.117	17:45:45.160

P25 711 THD Dan LEWIS — Austin Mini Cooper S

IDEAL LAP TIME : 2:41.257 BEST LAP TIME : 2:41.527 DIFFERENCE : 0.270

LAP	SECTOR 1		SECTOR 2		SECTOR 3		LAP TIME		MPH	DIFF	TIME OF DAY
1 -	51.485	107.0	1:19.811	113.5	34.777	80.7	2:46.073		79.34	4.546	17:21:44.849
2 -	***49.286***	***111.1***	***1:18.534***	113.5	33.707	***83.4***	***2:41.527***	**(1)**	***81.58***		***17:24:26.376***
3 -	50.664	108.9	1:18.892	113.5	***33.437***	82.7	2:42.993	**(3)**	80.84	1.466	17:27:09.369
4 -	49.370	107.5	1:18.838	***113.9***	34.522	71.6	2:42.730	**(2)**	80.97	1.203	17:29:52.099
5 -	50.836	110.0	1:19.249	111.1	IN PIT		2:50.253	**P**	77.40	8.726	17:32:42.352

Weather / Track : Bright / Dry

Silverstone GP
Circuit Length = 3.6604 miles
Start: 17:15 Flag 17:42 End: 17:46

Silverstone Classic

Transatlantic Trophy for Pre '66 Touring Cars

QUALIFYING - RACE 9 - SECTOR ANALYSIS

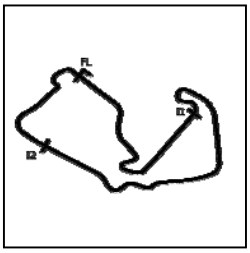

SECTOR 1 = FL to I1, SECTOR 2 = I1 to I2, SECTOR 3 = I2 to FL, DIFF = Difference To Personal Best Lap, P = Crossed Finish Line in Pit Lane, D = Time Disallowed

P26 46 THD CURLEY / SOLLIS — Austin Mini Cooper S

IDEAL LAP TIME : 2:41.277 BEST LAP TIME : 2:41.678 DIFFERENCE : 0.401

LAP	SECTOR 1		SECTOR 2		SECTOR 3		LAP TIME		MPH	DIFF	TIME OF DAY
1 -	50.893	104.6	1:19.147	***113.7***	34.101	81.1	2:44.141		80.28	2.463	17:21:43.506
2 -	***48.996***	***110.7***	1:18.854	113.5	34.049	81.0	2:41.899	**(2)**	81.39	0.221	17:24:25.405
3 -	49.747	107.0	1:19.190	112.2	33.553	79.9	2:42.490		81.09	0.812	17:27:07.895
4 -	49.098	108.0	1:19.103	112.4	***33.477***	80.1	***2:41.678***	**(1)**	***81.50***		***17:29:49.573***
5 -	50.814	98.8	1:25.999	110.5	IN PIT		2:54.703	**P**	75.42	13.025	17:32:44.276
6 -	OUTLAP	105.8	1:24.499	101.3	42.675	***82.3***	4:31.118		48.60	1:49.440	17:37:15.394
7 -	50.689	108.9	1:22.952	112.5	33.493	81.6	2:47.134		78.84	5.456	17:40:02.528
8 -	49.634	108.5	***1:18.804***	112.9	33.574	81.7	2:42.012	**(3)**	81.33	0.334	17:42:44.540

P27 244 THD Tom BELL — Austin Mini Cooper S

IDEAL LAP TIME : 2:41.595 BEST LAP TIME : 2:41.704 DIFFERENCE : 0.109

LAP	SECTOR 1		SECTOR 2		SECTOR 3		LAP TIME		MPH	DIFF	TIME OF DAY
1 -	49.707	106.6	1:19.443	***113.3***	34.284	80.0	2:43.434		80.63	1.730	17:22:12.648
2 -	49.898	106.3	1:19.006	112.2	33.727	***81.9***	2:42.631	**(3)**	81.02	0.927	17:24:55.279
3 -	50.881	105.6	1:19.387	110.0	33.520	81.0	2:43.788		80.45	2.084	17:27:39.067
4 -	49.561	106.0	***1:18.753***	111.6	33.701	81.5	2:42.015	**(2)**	81.33	0.311	17:30:21.082
5 -	49.426	107.0	1:21.682	95.0	IN PIT		2:45.883	**P**	79.44	4.179	17:33:06.965
6 -	OUTLAP	92.4	1:32.595	110.1	34.830	80.2	4:20.103		50.66	1:38.399	17:37:27.068
7 -	49.422	106.6	1:19.557	110.7	33.735	81.1	2:42.714		80.98	1.010	17:40:09.782
8 -	***49.402***	***107.2***	1:18.862	111.8	***33.440***	81.5	***2:41.704***	**(1)**	***81.49***		***17:42:51.486***

P28 20 THD Endaf OWENS — Austin Mini Cooper S

IDEAL LAP TIME : 2:41.607 BEST LAP TIME : 2:41.732 DIFFERENCE : 0.125

LAP	SECTOR 1		SECTOR 2		SECTOR 3		LAP TIME		MPH	DIFF	TIME OF DAY
1 -	49.756	106.0	1:19.963	109.2	34.164	80.8	2:43.883	**(3)**	80.40	2.151	17:21:40.927
2 -	49.950	105.6	1:20.644	104.6	34.620	81.3	2:45.214		79.76	3.482	17:24:26.141
3 -	51.071	105.0	1:19.912	110.5	35.295	81.2	2:46.278		79.25	4.546	17:27:12.419
4 -	49.434	***109.6***	***1:18.868***	***112.5***	***33.430***	***82.2***	***2:41.732***	**(1)**	***81.47***		***17:29:54.151***
5 -	52.115	100.3	1:23.982	102.1	IN PIT		2:55.061	**P**	75.27	13.329	17:32:49.212
6 -	OUTLAP	98.5	1:22.727	108.5	35.082	80.9	7:41.916		28.52	5:00.184	17:40:31.128
7 -	***49.309***	108.5	1:19.465	110.3	33.650	81.4	2:42.424	**(2)**	81.13	0.692	17:43:13.552

P29 82 THD DEATH / DEETH — Austin Mini Cooper S

IDEAL LAP TIME : 2:41.552 BEST LAP TIME : 2:41.882 DIFFERENCE : 0.330

LAP	SECTOR 1		SECTOR 2		SECTOR 3		LAP TIME		MPH	DIFF	TIME OF DAY
1 -	50.524	108.4	1:20.746	111.6	33.952	79.6	2:45.222		79.75	3.340	17:21:45.335
2 -	50.305	107.7	***1:18.777***	***113.1***	33.846	80.8	2:42.928	**(3)**	80.88	1.046	17:24:28.263
3 -	49.968	***108.7***	1:25.710	85.2	35.740	***81.4***	2:51.418		76.87	9.536	17:27:19.681
4 -	49.699	107.3	1:18.927	110.7	***33.256***	80.8	***2:41.882***	**(1)**	***81.40***		***17:30:01.563***
5 -	***49.519***	107.8	1:19.297	111.4	34.006	78.7	2:42.822	**(2)**	80.93	0.940	17:32:44.385
6 -	50.788	104.6	2:16.858	39.0	IN PIT		3:54.911	**P**	56.09	1:13.029	17:36:39.296
7 -	OUTLAP	104.0	1:21.598	109.6	35.480	80.7	4:25.118		49.70	1:43.236	17:41:04.414
8 -	50.906	105.3	1:21.317	108.5	34.292	79.9	2:46.515		79.13	4.633	17:43:50.929

P30 21 THD Dave EDGECOMBE — Austin Mini Cooper S

IDEAL LAP TIME : 2:41.984 BEST LAP TIME : 2:42.073 DIFFERENCE : 0.089

LAP	SECTOR 1		SECTOR 2		SECTOR 3		LAP TIME		MPH	DIFF	TIME OF DAY
1 -	49.663	***110.1***	1:19.694	108.2	34.655	79.9	2:44.012		80.34	1.939	17:21:41.409
2 -	49.910	109.8	1:19.678	112.5	34.289	80.3	2:43.877		80.41	1.804	17:24:25.286
3 -	50.234	105.5	1:19.235	***113.9***	33.609	***81.4***	2:43.078	**(2)**	80.80	1.005	17:27:08.364
4 -	***49.302***	109.1	1:19.319	112.7	***33.452***	80.5	***2:42.073***	**(1)**	***81.30***		***17:29:50.437***
5 -	50.062	107.7	1:23.085	83.4	IN PIT		2:53.126	**P**	76.11	11.053	17:32:43.563
6 -	OUTLAP	89.3	1:25.439	91.9	37.214	81.2	5:03.734		43.38	2:21.661	17:37:47.297
7 -	49.860	107.2	***1:19.230***	113.1	34.004	80.4	2:43.094	**(3)**	80.79	1.021	17:40:30.391
8 -	49.600	107.8	1:19.997	***113.9***	34.621	80.2	2:44.218		80.24	2.145	17:43:14.609

Weather / Track : Bright / Dry

Silverstone GP
Circuit Length = 3.6604 miles
Start: 17:15 Flag 17:42 End: 17:46

Silverstone Classic

Transatlantic Trophy for Pre '66 Touring Cars

QUALIFYING - RACE 9 - SECTOR ANALYSIS

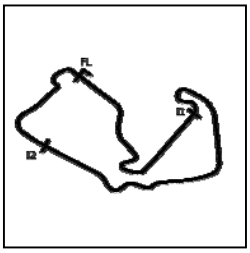

SECTOR 1 = FL to I1, SECTOR 2 = I1 to I2, SECTOR 3 = I2 to FL, DIFF = Difference To Personal Best Lap, P = Crossed Finish Line in Pit Lane, D = Time Disallowed

P31 10 THC R.WALKER / J.WALKER — Ford Lotus Cortina

IDEAL LAP TIME : 2:42.166 BEST LAP TIME : 2:42.192 DIFFERENCE : 0.026

LAP	SECTOR 1		SECTOR 2		SECTOR 3		LAP TIME		MPH	DIFF	TIME OF DAY
1 -	50.892	108.4	1:21.881	115.1	35.366	80.6	2:48.139	(3)	78.37	5.947	17:21:03.364
2 -	51.239	108.2	1:21.281	111.8	34.745	80.2	2:47.265	(2)	78.78	5.073	17:23:50.629
3 -	53.972	101.9	1:24.583	107.7	IN PIT		2:55.269	P	75.18	13.077	17:26:45.898
4 -	OUTLAP	98.3	1:24.883	114.5	34.636	82.5	4:42.179		46.70	1:59.987	17:31:28.077
5 -	50.226	96.1	1:33.381	90.5	39.557	78.3	3:03.164		71.94	20.972	17:34:31.241
6 -	56.502	78.8	1:33.047	107.5	34.373	81.9	3:03.922		71.64	21.730	17:37:35.163
7 -	49.486	108.0	1:19.871	117.1	***33.719***	***83.5***	~~2:43.076~~	D	80.80	0.884	17:40:18.239
8 -	***49.303***	***112.4***	***1:19.144***	***117.5***	33.745	82.9	***2:42.192***	***(1)***	***81.24***		***17:43:00.431***

P32 29 THC R.SPENCER / J.SPENCER — Ford Lotus Cortina

IDEAL LAP TIME : 2:41.992 BEST LAP TIME : 2:42.471 DIFFERENCE : 0.479

LAP	SECTOR 1		SECTOR 2		SECTOR 3		LAP TIME		MPH	DIFF	TIME OF DAY
1 -	50.490	109.2	1:24.292	112.9	34.692	80.4	2:49.474		77.75	7.003	17:21:44.472
2 -	49.775	***113.7***	1:19.291	***115.7***	33.793	81.3	2:42.859	(2)	80.91	0.388	17:24:27.331
3 -	49.992	109.1	1:20.157	115.5	33.831	79.7	2:43.980		80.36	1.509	17:27:11.311
4 -	49.983	110.5	***1:18.826***	115.3	***33.662***	***82.0***	***2:42.471***	***(1)***	***81.10***		***17:29:53.782***
5 -	***49.504***	111.6	1:20.159	114.5	34.157	79.3	2:43.820	(3)	80.44	1.349	17:32:37.602
6 -	54.074	84.2	2:16.573	37.5	IN PIT		3:58.133	P	55.33	1:15.662	17:36:35.735
7 -	OUTLAP	109.2	1:21.552	113.5	34.266	80.9	6:12.993		35.32	3:30.522	17:42:48.728

P33 135 THC REYNOLDS / QUINTERO — Ford Lotus Cortina

IDEAL LAP TIME : 2:42.527 BEST LAP TIME : 2:42.527 DIFFERENCE : 0.000

LAP	SECTOR 1		SECTOR 2		SECTOR 3		LAP TIME		MPH	DIFF	TIME OF DAY
1 -	50.539	109.2	1:21.202	116.5	35.971	80.8	2:47.712		78.57	5.185	17:22:31.041
2 -	53.714	111.2	1:20.879	***116.7***	35.289	80.3	2:49.882		77.57	7.355	17:25:20.923
3 -	51.741	104.6	1:27.520	106.6	IN PIT		2:56.601	P	74.61	14.074	17:28:17.524
4 -	OUTLAP	110.0	1:19.828	115.1	35.690	75.0	4:12.956		52.09	1:30.429	17:32:30.480
5 -	55.752	87.1	2:20.184	38.1	48.452	76.0	4:04.388		53.92	1:21.861	17:36:34.868
6 -	51.518	***112.7***	1:19.611	116.5	33.890	***83.6***	2:45.019	(3)	79.85	2.492	17:39:19.887
7 -	***49.530***	***112.7***	***1:19.207***	115.5	***33.790***	82.6	***2:42.527***	***(1)***	***81.08***		***17:42:02.414***
8 -	49.628	112.5	1:19.632	116.3	33.919	83.5	2:43.179	(2)	80.75	0.652	17:44:45.593

P34 36 THA EVANS / BRADSHAW — Ford Mustang

IDEAL LAP TIME : 2:42.576 BEST LAP TIME : 2:42.576 DIFFERENCE : 0.000

LAP	SECTOR 1		SECTOR 2		SECTOR 3		LAP TIME		MPH	DIFF	TIME OF DAY
1 -	50.006	101.5	1:22.059	127.0	35.336	84.0	2:47.401	(2)	78.71	4.825	17:21:28.365
2 -	***49.395***	***116.5***	***1:18.390***	***129.3***	***34.791***	***85.7***	***2:42.576***	***(1)***	***81.05***		***17:24:10.941***

P35 75 THD EVANS / LITTLEJOHN — Austin Mini Cooper S

IDEAL LAP TIME : 2:42.026 BEST LAP TIME : 2:42.617 DIFFERENCE : 0.591

LAP	SECTOR 1		SECTOR 2		SECTOR 3		LAP TIME		MPH	DIFF	TIME OF DAY
1 -	51.099	103.4	1:22.110	108.5	34.807	78.4	2:48.016		78.43	5.399	17:21:39.054
2 -	53.624	102.1	1:21.453	103.4	37.523	78.7	2:52.600		76.34	9.983	17:24:31.654
3 -	50.988	103.8	1:21.036	***110.3***	34.415	79.6	2:46.439	(3)	79.17	3.822	17:27:18.093
4 -	50.568	104.5	1:21.419	109.4	IN PIT		2:48.749	P	78.09	6.132	17:30:06.842
5 -	OUTLAP	87.2	1:29.257	105.8	38.763	74.9	4:35.972		47.75	1:53.355	17:34:42.814
6 -	53.575	84.0	1:28.872	109.4	33.781	***81.0***	2:56.228		74.77	13.611	17:37:39.042
7 -	49.974	106.0	***1:19.143***	***110.3***	***33.500***	80.7	***2:42.617***	***(1)***	***81.03***		***17:40:21.659***
8 -	***49.383***	***106.8***	1:21.726	110.0	33.584	79.7	2:44.693	(2)	80.01	2.076	17:43:06.352

Weather / Track : Bright / Dry

Silverstone GP
Circuit Length = 3.6604 miles
Start: 17:15 Flag 17:42 End: 17:46

Silverstone Classic

Transatlantic Trophy for Pre '66 Touring Cars

QUALIFYING - RACE 9 - SECTOR ANALYSIS

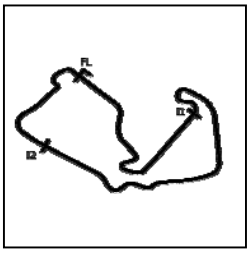

SECTOR 1 = FL to I1, SECTOR 2 = I1 to I2, SECTOR 3 = I2 to FL, DIFF = Difference To Personal Best Lap, P = Crossed Finish Line in Pit Lane, D = Time Disallowed

P36 180 THB Tom SHARP — BMW 1800 Tisa

IDEAL LAP TIME : 2:42.479 BEST LAP TIME : 2:42.667 DIFFERENCE : 0.188

LAP	SECTOR 1		SECTOR 2		SECTOR 3		LAP TIME		MPH	DIFF	TIME OF DAY
1 -	51.705	107.3	1:21.082	113.7	35.365	81.0	2:48.152	(2)	78.36	5.485	17:21:30.161
2 -	50.466	***108.9***	1:20.756	111.4	IN PIT		2:43.541	P	80.57	0.874	17:24:13.702
3 -	OUTLAP	107.3	1:19.980	112.0	***33.803***	81.9	6:26.814		34.06	3:44.147	17:30:40.516
4 -	50.590	107.2	1:21.601	101.0	37.473	76.1	2:49.664	(3)	77.66	6.997	17:33:30.180
5 -	57.493	93.2	1:45.770	38.6	47.374	***82.8***	3:30.637		62.56	47.970	17:37:00.817
6 -	***49.709***	108.5	***1:18.967***	***115.3***	33.991	81.2	***2:42.667***	**(1)**	***81.01***		***17:39:43.484***
7 -	49.807	107.8	1:23.352	112.9	IN PIT		2:46.438	P	79.17	3.771	17:42:29.922

P37 93 THC DUNHAM / OWEN — Ford Lotus Cortina

IDEAL LAP TIME : 2:42.844 BEST LAP TIME : 2:42.844 DIFFERENCE : 0.000

LAP	SECTOR 1		SECTOR 2		SECTOR 3		LAP TIME		MPH	DIFF	TIME OF DAY
1 -	54.330	103.4	1:24.438	105.1	IN PIT		2:51.986	P	76.62	9.142	17:21:27.483
2 -	OUTLAP	87.1	1:49.327	37.0	52.440	82.6	15:42.940		13.97	13:00.096	17:37:10.423
3 -	***49.718***	112.7	***1:19.346***	***118.1***	***33.780***	***83.9***	***2:42.844***	**(1)**	***80.92***		***17:39:53.267***
4 -	50.007	***113.5***	1:19.483	117.1	35.035	80.9	2:44.525	(2)	80.09	1.681	17:42:37.792

P38 18 THD SMITH / USHER — Austin Mini Cooper S

IDEAL LAP TIME : 2:42.566 BEST LAP TIME : 2:42.851 DIFFERENCE : 0.285

LAP	SECTOR 1		SECTOR 2		SECTOR 3		LAP TIME		MPH	DIFF	TIME OF DAY
1 -	52.611	106.1	1:23.100	110.5	36.415	79.4	2:52.126		76.55	9.275	17:22:14.294
2 -	52.191	106.0	1:23.531	108.9	35.727	75.8	2:51.449		76.86	8.598	17:25:05.743
3 -	52.200	105.3	1:24.497	108.9	36.763	72.8	2:53.460		75.97	10.609	17:27:59.203
4 -	52.933	101.9	1:23.895	106.8	IN PIT		2:52.973	P	76.18	10.122	17:30:52.176
5 -	OUTLAP	53.5	2:30.943	44.3	43.487	80.5	5:29.223		40.02	2:46.372	17:36:21.399
6 -	***49.632***	***106.5***	***1:19.555***	***111.6***	33.682	80.6	2:42.869	(2)	80.91	0.018	17:39:04.268
7 -	49.963	105.3	1:19.639	110.0	33.500	80.5	2:43.102	(3)	80.79	0.251	17:41:47.370
8 -	49.877	***106.5***	1:19.595	110.1	***33.379***	***81.5***	***2:42.851***	**(1)**	***80.91***		***17:44:30.221***

P39 169 THC WATTS / GIORDANELLI — Ford Lotus Cortina

IDEAL LAP TIME : 2:43.607 BEST LAP TIME : 2:43.608 DIFFERENCE : 0.001

LAP	SECTOR 1		SECTOR 2		SECTOR 3		LAP TIME		MPH	DIFF	TIME OF DAY
1 -	50.726	110.1	1:21.403	116.1	36.190		2:48.319		78.29	4.711	17:22:30.652
2 -	51.367	110.9	1:21.823	115.3	36.162		2:49.352		77.81	5.744	17:25:20.004
3 -	50.773	106.6	1:21.905	114.5	35.501		2:48.179		78.35	4.571	17:28:08.183
4 -	50.288	112.5	1:22.278	114.7	IN PIT		2:49.378	P	77.80	5.770	17:30:57.561
5 -	OUTLAP	49.8	2:30.787	47.8	43.090		5:18.859		41.32	2:35.251	17:36:16.420
6 -	51.022	111.8	1:20.630	***116.3***	34.163	83.1	2:45.815	(3)	79.47	2.207	17:39:02.235
7 -	49.628	113.5	***1:19.867***	***116.3***	***34.113***	84.0	***2:43.608***	**(1)**	***80.54***		***17:41:45.843***
8 -	***49.627***	***113.9***	1:20.182	115.9	34.185	***85.3***	2:43.994	(2)	80.35	0.386	17:44:29.837

P40 27 THD BOTTOMLEY / LEWIS — Morris Mini Cooper S

IDEAL LAP TIME : 2:43.638 BEST LAP TIME : 2:43.713 DIFFERENCE : 0.075

LAP	SECTOR 1		SECTOR 2		SECTOR 3		LAP TIME		MPH	DIFF	TIME OF DAY
1 -	52.525	104.0	1:24.029	108.5	35.677	77.5	2:52.231	(3)	76.51	8.518	17:22:04.837
2 -	53.718	104.3	1:23.935	***111.6***	35.261	79.6	2:52.914		76.21	9.201	17:24:57.751
3 -	53.502	96.6	2:07.329	109.2	IN PIT		3:35.554	P	61.13	51.841	17:28:33.305
4 -	OUTLAP	***105.6***	1:20.755	110.5	38.866	60.5	4:13.104		52.06	1:29.391	17:32:46.409
5 -	1:02.980	89.9	2:05.337	37.7	46.914	78.0	3:55.231		56.02	1:11.518	17:36:41.640
6 -	51.312	103.7	1:20.078	108.0	***33.892***	79.3	2:45.282	(2)	79.72	1.569	17:39:26.922
7 -	***50.151***	105.3	***1:19.595***	109.4	33.967	***79.7***	***2:43.713***	**(1)**	***80.49***		***17:42:10.635***
8 -	56.070	89.9	1:30.753	88.6	IN PIT		3:11.261	P	68.89	27.548	17:45:21.896

Weather / Track : Bright / Dry

Silverstone GP
Circuit Length = 3.6604 miles
Start: 17:15 Flag 17:42 End: 17:46

Silverstone Classic

Transatlantic Trophy for Pre '66 Touring Cars

QUALIFYING - RACE 9 - SECTOR ANALYSIS

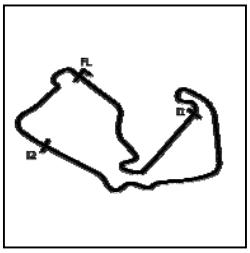

SECTOR 1 = FL to I1, SECTOR 2 = I1 to I2, SECTOR 3 = I2 to FL, DIFF = Difference To Personal Best Lap, P = Crossed Finish Line in Pit Lane, D = Time Disallowed

P41 117 THD Benjamin HATTON — Morris Mini Cooper S

IDEAL LAP TIME : 2:43.179 BEST LAP TIME : 2:44.416 DIFFERENCE : 1.237

LAP	SECTOR 1		SECTOR 2		SECTOR 3		LAP TIME		MPH	DIFF	TIME OF DAY
1 -	50.283	***107.2***	1:20.753	111.1	34.831	78.0	2:45.867		79.44	1.451	17:21:57.156
2 -	50.362	105.8	***1:19.774***	111.2	34.280	80.0	***2:44.416***	**(1)**	***80.14***		***17:24:41.572***
3 -	50.453	105.3	1:20.154	110.3	34.206	80.2	2:44.813	**(3)**	79.95	0.397	17:27:26.385
4 -	***49.860***	105.6	1:20.569	109.2	34.157	80.3	2:44.586	**(2)**	80.06	0.170	17:30:10.971
5 -	50.641	105.8	1:20.043	108.5	36.306	63.0	2:46.990		78.91	2.574	17:32:57.961
6 -	55.471	90.0	2:05.464	37.0	IN PIT		3:54.748	**P**	56.13	1:10.332	17:36:52.709
7 -	OUTLAP	103.8	1:20.049	108.0	33.828	79.7	4:41.076		46.88	1:56.660	17:41:33.785
8 -	50.103	104.2	1:21.397	110.0	***33.545***	***80.4***	2:45.045		79.84	0.629	17:44:18.830

P42 66 THD MCFADDEN / CULLEN — Austin Mini Cooper S

IDEAL LAP TIME : 2:44.427 BEST LAP TIME : 2:44.428 DIFFERENCE : 0.001

LAP	SECTOR 1		SECTOR 2		SECTOR 3		LAP TIME		MPH	DIFF	TIME OF DAY
1 -	51.361	103.8	1:21.957	110.1	35.950	75.0	2:49.268		77.85	4.840	17:21:59.289
2 -	51.917	104.2	1:21.722	108.0	IN PIT		2:45.437	**P**	79.65	1.009	17:24:44.726
3 -	OUTLAP	100.9	1:22.747	110.0	34.747	79.3	4:30.608		48.69	1:46.180	17:29:15.334
4 -	51.654	104.6	1:21.908	108.9	34.365	79.1	2:47.927		78.47	3.499	17:32:03.261
5 -	1:02.414	53.8	2:30.021	48.3	42.283	79.5	4:14.718		51.73	1:30.290	17:36:17.979
6 -	51.129	103.5	1:20.705	109.8	34.180	79.8	2:46.014	**(3)**	79.37	1.586	17:39:03.993
7 -	50.898	***106.8***	1:20.160	***111.4***	***33.973***	79.8	2:45.031	**(2)**	79.85	0.603	17:41:49.024
8 -	***50.312***	106.3	***1:20.142***	109.6	33.974	***80.6***	***2:44.428***	**(1)**	***80.14***		***17:44:33.452***

P43 777 THC O.STREEK / M.STREEK — Ford Lotus Cortina

IDEAL LAP TIME : 2:44.750 BEST LAP TIME : 2:44.750 DIFFERENCE : 0.000

LAP	SECTOR 1		SECTOR 2		SECTOR 3		LAP TIME		MPH	DIFF	TIME OF DAY
1 -	52.274	108.5	1:32.904	116.5	35.917	75.3	3:01.095		72.76	16.345	17:21:13.769
2 -	52.770	105.8	1:22.643	116.5	39.626	72.0	2:55.039		75.28	10.289	17:24:08.808
3 -	53.203	111.1	1:22.323	114.5	36.524	75.3	2:52.050	**(3)**	76.59	7.300	17:27:00.858
4 -	52.428	109.1	1:23.134	112.4	IN PIT		2:55.392	**P**	75.13	10.642	17:29:56.250
5 -	OUTLAP	106.0	1:32.449	94.5	42.278	67.3	4:20.252		50.63	1:35.502	17:34:16.502
6 -	1:00.824	88.4	1:34.459	113.1	35.832	78.8	3:11.115		68.95	26.365	17:37:27.617
7 -	50.573	106.6	1:21.242	117.3	34.685	***82.7***	2:46.500	**(2)**	79.14	1.750	17:40:14.117
8 -	***50.089***	***112.4***	***1:20.015***	***119.4***	***34.646***	81.1	***2:44.750***	**(1)**	***79.98***		***17:42:58.867***

P44 104 THD JAMES / SNOWDON — Morris Mini Cooper S

IDEAL LAP TIME : 2:45.747 BEST LAP TIME : 2:46.679 DIFFERENCE : 0.932

LAP	SECTOR 1		SECTOR 2		SECTOR 3		LAP TIME		MPH	DIFF	TIME OF DAY
1 -	54.603	102.7	1:25.570	108.7	36.569	76.5	2:56.742		74.55	10.063	17:22:58.648
2 -	53.214	104.3	1:24.715	109.4	IN PIT		2:53.706	**P**	75.86	7.027	17:25:52.354
3 -	OUTLAP	105.6	1:22.020	110.3	34.588	79.1	4:05.933		53.58	1:19.254	17:29:58.287
4 -	51.888	105.1	1:21.863	109.8	34.569	74.1	2:48.320	**(3)**	78.29	1.641	17:32:46.607
5 -	1:03.377	88.6	2:05.383	38.7	46.653	73.2	3:55.413		55.97	1:08.734	17:36:42.020
6 -	51.791	***106.1***	1:20.948	110.1	***34.116***	***79.6***	2:46.855	**(2)**	78.97	0.176	17:39:28.875
7 -	***50.788***	106.0	***1:20.843***	***110.9***	35.048	78.8	***2:46.679***	**(1)**	***79.06***		***17:42:15.554***
8 -	1:01.193	74.7	1:37.590	80.3	IN PIT		3:20.705	**P**	65.65	34.026	17:45:36.259

Weather / Track : Bright / Dry

Silverstone GP
Circuit Length = 3.6604 miles
Start: 17:15 Flag 17:42 End: 17:46

Silverstone Classic

Transatlantic Trophy for Pre '66 Touring Cars

QUALIFYING - RACE 9 - SECTOR ANALYSIS

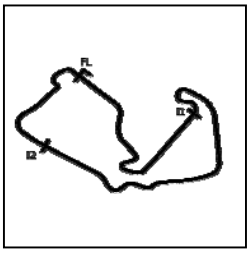

SECTOR 1 = FL to I1, SECTOR 2 = I1 to I2, SECTOR 3 = I2 to FL, DIFF = Difference To Personal Best Lap, P = Crossed Finish Line in Pit Lane, D = Time Disallowed

P45 51 THA Nicholas KING — Ford Mustang

IDEAL LAP TIME : 2:46.588 BEST LAP TIME : 2:47.480 DIFFERENCE : 0.892

LAP	SECTOR 1		SECTOR 2		SECTOR 3		LAP TIME		MPH	DIFF	TIME OF DAY
1 -	50.620	112.4	1:21.600	***122.0***	35.562	80.2	2:47.782	**(2)**	78.54	0.302	17:22:06.956
2 -	50.996	112.0	***1:20.824***	121.3	36.161	79.7	2:47.981	**(3)**	78.44	0.501	17:24:54.937
3 -	51.209	***116.3***	1:21.078	***122.0***	35.801	79.9	2:48.088		78.39	0.608	17:27:43.025
4 -	50.782	112.7	1:21.195	119.1	IN PIT		2:49.410	**P**	77.78	1.930	17:30:32.435
5 -	OUTLAP	73.8	2:24.204	41.5	47.647	81.2	5:58.863		36.72	3:11.383	17:36:31.298
6 -	***50.345***	100.6	1:22.775	108.7	38.237	82.5	2:51.357		76.90	3.877	17:39:22.655
7 -	50.528	108.7	1:21.533	120.2	***35.419***	***82.7***	***2:47.480***	**(1)**	***78.68***		***17:42:10.135***
8 -	52.235	107.0	1:21.272	112.9	IN PIT		2:52.607	**P**	76.34	5.127	17:45:02.742

P46 24 THD HAGAN / MAWHINNEY — Morris Mini Cooper S

IDEAL LAP TIME : 2:47.194 BEST LAP TIME : 2:48.003 DIFFERENCE : 0.809

LAP	SECTOR 1		SECTOR 2		SECTOR 3		LAP TIME		MPH	DIFF	TIME OF DAY
1 -	***50.783***	***106.5***	1:23.851	106.6	38.099	76.3	2:52.733		76.28	4.730	17:22:30.327
2 -	52.643	106.0	***1:21.918***	***110.1***	35.825	76.6	2:50.386	**(3)**	77.34	2.383	17:25:20.713
3 -	52.518	106.1	1:23.012	107.3	35.256	79.8	2:50.786		77.15	2.783	17:28:11.499
4 -	51.385	104.2	1:23.315	106.0	***34.493***	79.4	2:49.193	**(2)**	77.88	1.190	17:31:00.692
5 -	55.634	100.4	1:25.889	104.2	IN PIT		2:56.755	**P**	74.55	8.752	17:33:57.447
6 -	OUTLAP	101.9	1:23.655	104.8	35.238	76.1	4:19.159		50.84	1:31.156	17:38:16.606
7 -	53.321	105.8	1:22.859	105.5	35.155	81.0	2:51.335		76.91	3.332	17:41:07.941
8 -	51.132	105.8	1:22.000	105.1	34.871	***81.1***	***2:48.003***	**(1)**	***78.43***		***17:43:55.944***

P47 217 THD W.LYNCH / F.LYNCH — Morris Mini Cooper S

IDEAL LAP TIME : 2:47.945 BEST LAP TIME : 2:48.160 DIFFERENCE : 0.215

LAP	SECTOR 1		SECTOR 2		SECTOR 3		LAP TIME		MPH	DIFF	TIME OF DAY
1 -	56.231	107.8	1:21.723	112.2	***35.515***	***79.8***	2:53.469	**(3)**	75.96	5.309	17:21:52.860
2 -	51.153	107.7	1:22.331	111.8	35.913	79.7	2:49.397	**(2)**	77.79	1.237	17:24:42.257
3 -	***50.992***	***108.9***	***1:21.438***	***112.4***	35.730	78.4	***2:48.160***	**(1)**	***78.36***		***17:27:30.417***
4 -	51.731	107.3	1:22.364	111.6	IN PIT		2:49.300	**P**	77.83	1.140	17:30:19.717

P48 146 THC SMAIL / MANN — Ford Lotus Cortina

IDEAL LAP TIME : 2:47.496 BEST LAP TIME : 2:48.660 DIFFERENCE : 1.164

LAP	SECTOR 1		SECTOR 2		SECTOR 3		LAP TIME		MPH	DIFF	TIME OF DAY
1 -	52.967	106.0	1:25.082	111.6	36.173	79.9	2:54.222		75.63	5.562	17:22:27.045
2 -	52.699	107.8	1:24.028	112.2	36.692	77.4	2:53.419	**(3)**	75.98	4.759	17:25:20.464
3 -	53.785	108.5	1:23.445	112.2	IN PIT		2:56.061	**P**	74.84	7.401	17:28:16.525
4 -	OUTLAP	106.0	1:30.437	60.7	43.495	72.0	5:06.818		42.94	2:18.158	17:33:23.343
5 -	54.952	99.5	1:45.880	38.8	48.191	81.2	3:29.023		63.04	40.363	17:36:52.366
6 -	52.404	107.0	***1:21.610***	***114.1***	***34.803***	***81.6***	2:48.817	**(2)**	78.05	0.157	17:39:41.183
7 -	***51.083***	***110.1***	1:21.828	113.9	35.749	72.0	***2:48.660***	**(1)**	***78.13***		***17:42:29.843***

P49 141 THD RO.LONGDON / RI.LONGDON — Morris Mini Cooper S

IDEAL LAP TIME : 2:48.379 BEST LAP TIME : 2:48.693 DIFFERENCE : 0.314

LAP	SECTOR 1		SECTOR 2		SECTOR 3		LAP TIME		MPH	DIFF	TIME OF DAY
1 -	53.144	102.6	1:25.418	108.9	36.352	76.0	2:54.914		75.33	6.221	17:22:43.838
2 -	52.589	102.9	1:23.722	109.4	35.811	78.2	2:52.122	**(3)**	76.56	3.429	17:25:35.960
3 -	51.773	104.5	1:23.152	109.6	35.563	77.6	2:50.488	**(2)**	77.29	1.795	17:28:26.448
4 -	52.590	103.7	1:23.624	110.0	IN PIT		2:49.670	**P**	77.66	0.977	17:31:16.118
5 -	OUTLAP	86.0	2:21.983	41.1	48.361	78.0	5:13.504		42.03	2:24.811	17:36:29.622
6 -	***51.710***	106.0	1:26.057	110.5	35.930	***79.7***	2:53.697		75.86	5.004	17:39:23.319
7 -	52.024	***107.0***	***1:22.203***	***112.2***	***34.466***	79.2	***2:48.693***	**(1)**	***78.11***		***17:42:12.012***
8 -	55.429	96.8	1:32.065	88.8	IN PIT		3:14.273	**P**	67.83	25.580	17:45:26.285

Weather / Track : Bright / Dry

Silverstone GP
Circuit Length = 3.6604 miles
Start: 17:15 Flag 17:42 End: 17:46

Silverstone Classic

Transatlantic Trophy for Pre '66 Touring Cars

QUALIFYING - RACE 9 - SECTOR ANALYSIS

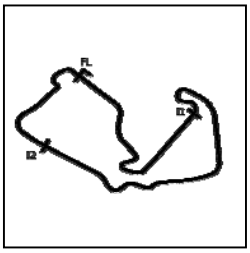

SECTOR 1 = FL to I1, SECTOR 2 = I1 to I2, SECTOR 3 = I2 to FL, DIFF = Difference To Personal Best Lap, P = Crossed Finish Line in Pit Lane, D = Time Disallowed

P50 57 THD William WARD — Austin Mini Cooper S

IDEAL LAP TIME : 2:47.128 BEST LAP TIME : 2:50.154 DIFFERENCE : 3.026

LAP	SECTOR 1		SECTOR 2		SECTOR 3		LAP TIME		MPH	DIFF	TIME OF DAY
1 -	51.287	97.3	1:26.149	107.7	36.527	77.8	2:53.963	(2)	75.75	3.809	17:22:29.012
2 -	50.998	97.3	1:28.700	95.1	35.684	***79.9***	2:55.382	(3)	75.13	5.228	17:25:24.394
3 -	***50.606***	***107.0***	1:23.001	109.6	36.547	75.6	***2:50.154***	(1)	***77.44***		***17:28:14.548***
4 -	1:01.472	98.8	***1:21.350***	111.1	35.934	78.3	2:58.756		73.71	8.602	17:31:13.304
5 -	55.005	102.4	1:40.291	81.6	IN PIT		3:17.260	P	66.80	27.106	17:34:30.564
6 -	OUTLAP	77.3	1:39.470	96.2	IN PIT		8:21.536	P	26.27	5:31.382	17:42:52.100

P51 54 THD C.NAIRN / B.NAIRN — Morris Mini Cooper S

IDEAL LAP TIME : 2:50.799 BEST LAP TIME : 2:51.140 DIFFERENCE : 0.341

LAP	SECTOR 1		SECTOR 2		SECTOR 3		LAP TIME		MPH	DIFF	TIME OF DAY
1 -	54.089	98.3	1:27.125	107.7	37.881	75.2	2:59.095		73.57	7.955	17:22:30.096
2 -	55.165	102.2	1:24.601	107.3	35.853	79.4	2:55.619		75.03	4.479	17:25:25.715
3 -	53.012	102.1	1:25.114	***108.5***	***35.493***	***79.7***	2:53.619	(3)	75.90	2.479	17:28:19.334
4 -	52.954	101.5	1:24.319	107.0	36.230	77.1	2:53.503	(2)	75.95	2.363	17:31:12.837
5 -	55.853	100.9	1:40.587	83.3	39.156	78.0	3:15.596		67.37	24.456	17:34:28.433
6 -	58.255	78.5	1:34.211	102.2	36.984	76.7	3:09.450		69.55	18.310	17:37:37.883
7 -	52.972	***104.6***	1:24.272	107.7	36.549	77.0	2:53.793		75.82	2.653	17:40:31.676
8 -	***52.071***	104.3	***1:23.235***	108.0	35.834	77.4	***2:51.140***	(1)	***77.00***		***17:43:22.816***

P52 26 THA Colin SOWTER — Ford Mustang

IDEAL LAP TIME : 2:50.407 BEST LAP TIME : 2:51.376 DIFFERENCE : 0.969

LAP	SECTOR 1		SECTOR 2		SECTOR 3		LAP TIME		MPH	DIFF	TIME OF DAY
1 -	53.312	100.6	1:24.584	110.7	37.020		2:54.916		75.33	3.540	17:22:56.771
2 -	52.865	106.1	1:23.881	***120.0***	36.397		2:53.143	(3)	76.10	1.767	17:25:49.914
3 -	52.419	111.2	1:23.962		37.274		2:53.655		75.88	2.279	17:28:43.569
4 -	53.044	***111.8***	***1:22.237***	117.9	36.509		2:51.790	(2)	76.70	0.414	17:31:35.359
5 -	55.136	93.9	1:32.738	102.4	IN PIT		3:10.984	P	68.99	19.608	17:34:46.343
6 -	OUTLAP	110.7	1:23.109	116.1	36.013		4:58.899		44.08	2:07.523	17:39:45.242
7 -	***52.230***	109.2	1:23.206	118.7	***35.940***		***2:51.376***	(1)	***76.89***		***17:42:36.618***

P53 588 THC M.HOLLAND / D.HOLLAND — Ford Lotus Cortina

IDEAL LAP TIME : 2:51.206 BEST LAP TIME : 2:52.581 DIFFERENCE : 1.375

LAP	SECTOR 1		SECTOR 2		SECTOR 3		LAP TIME		MPH	DIFF	TIME OF DAY
1 -	55.234	105.6	1:28.374	108.9	36.737	72.0	3:00.345		73.06	7.764	17:21:55.219
2 -	54.996	105.6	1:26.050	111.4	38.311	76.0	2:59.357	(3)	73.47	6.776	17:24:54.576
3 -	55.761	93.7	1:30.544	108.0	38.109	68.4	3:04.414		71.45	11.833	17:27:58.990
4 -	57.367	101.8	1:31.079	104.6	IN PIT		3:05.793	P	70.92	13.212	17:31:04.783
5 -	OUTLAP	90.3	2:05.555	37.1	47.391	75.6	5:39.306		38.83	2:46.725	17:36:44.089
6 -	***52.048***	***108.4***	1:24.715	***113.1***	***35.818***	***78.9***	***2:52.581***	(1)	***76.35***		***17:39:36.670***
7 -	52.564	108.2	***1:23.340***	112.2	36.769	69.2	2:52.673	(2)	76.31	0.092	17:42:29.343

P54 28 THD LOW / HARRISON — Morris Mini Cooper S

IDEAL LAP TIME : 7:34.660 BEST LAP TIME : 2:54.161 DIFFERENCE : -4:40.499

LAP	SECTOR 1		SECTOR 2		SECTOR 3		LAP TIME		MPH	DIFF	TIME OF DAY
1 -							***2:54.161***	(1)	***75.66***		***17:22:13.971***
2 -	***OUTLAP***	***99.4***	***1:25.009***	***107.0***	***36.796***	***72.7***	7:34.660		28.98	4:40.499	17:29:48.631

Weather / Track : Bright / Dry

Silverstone GP
Circuit Length = 3.6604 miles
Start: 17:15 Flag 17:42 End: 17:46

Silverstone Classic

Transatlantic Trophy for Pre '66 Touring Cars

QUALIFYING - RACE 9 - SECTOR ANALYSIS

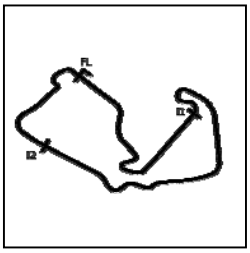

SECTOR 1 = FL to I1, SECTOR 2 = I1 to I2, SECTOR 3 = I2 to FL, DIFF = Difference To Personal Best Lap, P = Crossed Finish Line in Pit Lane, D = Time Disallowed

P55 164 THC GIBBONS / JUPE Alfa Romeo Giulia TI

IDEAL LAP TIME : 2:57.285 BEST LAP TIME : 2:58.505 DIFFERENCE : 1.220

LAP	SECTOR 1		SECTOR 2		SECTOR 3		LAP TIME		MPH	DIFF	TIME OF DAY
1 -	55.868	98.3	***1:26.321***	***104.8***	38.229	73.7	3:00.418		73.04	1.913	17:21:58.356
2 -	***54.789***	99.2	1:26.615	***104.8***	37.101	74.6	***2:58.505***	**(1)**	***73.82***		***17:24:56.861***
3 -	55.377	98.1	1:29.563	104.2	IN PIT		3:00.173	**P**	73.13	1.668	17:27:57.034
4 -	OUTLAP	97.5	1:27.954	103.8	39.849	57.8	4:48.973		45.60	1:50.468	17:32:46.007
5 -	1:02.759	89.2	2:04.450	39.7	47.031	71.9	3:54.240		56.25	55.735	17:36:40.247
6 -	55.436	***99.7***	1:27.401	***104.8***	***36.175***	***76.5***	2:59.012	**(2)**	73.61	0.507	17:39:39.259
7 -	55.096	98.9	1:26.901	103.8	38.256	75.0	3:00.253	**(3)**	73.10	1.748	17:42:39.512

P56 55 THC Rebeca RETTENMAIER Alfa Romeo Giulia Sprint GTA

IDEAL LAP TIME : 3:18.110 BEST LAP TIME : 3:18.429 DIFFERENCE : 0.319

LAP	SECTOR 1		SECTOR 2		SECTOR 3		LAP TIME		MPH	DIFF	TIME OF DAY
1 -	1:03.953	84.8	1:40.251	90.5	44.030	***67.2***	3:28.234		63.28	9.805	17:24:08.585
2 -	1:04.182	83.4	1:38.309	92.8	43.101	63.1	3:25.592		64.09	7.163	17:27:34.177
3 -	1:01.633	85.7	1:36.186	94.3	43.833	63.8	3:21.652		65.34	3.223	17:30:55.829
4 -	1:01.777	86.8	1:36.009	***94.6***	42.347	64.2	3:20.133	**(2)**	65.84	1.704	17:34:15.962
5 -	***1:00.853***	87.4	1:36.202	92.3	43.397	62.0	3:20.452	**(3)**	65.74	2.023	17:37:36.414
6 -	1:03.248	88.4	1:36.037	91.6	42.481	64.7	3:21.766		65.31	3.337	17:40:58.180
7 -	1:01.172	***88.8***	***1:35.402***	92.4	***41.855***	64.5	***3:18.429***	**(1)**	***66.41***		***17:44:16.609***

Weather / Track : Bright / Dry

Silverstone GP
Circuit Length = 3.6604 miles
Start: 17:15 Flag 17:42 End: 17:46

Silverstone Classic

Transatlantic Trophy for Pre '66 Touring Cars

QUALIFYING - RACE 9 - BEST SECTORS

	SECTOR 1			SECTOR 2			SECTOR 3		
POS	NO	NAME	TIME	NO	NAME	TIME	NO	NAME	TIME
1	166	FENN / HILL	47.162	166	FENN / HILL	1:15.960	113	WOLFE	32.757
2	192	THOMAS / LOCKIE	47.370	192	THOMAS / LOCKIE	1:16.007	11	HART	32.789
3	11	HART	47.472	17	BARTRUM / CAINE	1:16.083	79	MARTIN / SOPER	32.836
4	9	DAVIES	47.502	113	WOLFE	1:16.148	42	SPIERS	32.977
5	79	MARTIN / SOPER	47.625	9	DAVIES	1:16.268	30	DUTTON	33.059
6	999	HETHERINGTON	47.630	79	MARTIN / SOPER	1:16.293	34	BALFE	33.084
7	113	WOLFE	47.908	999	HETHERINGTON	1:16.319	3	MIDDLEHURST	33.120
8	49	NYBLAEUS / WELC	48.071	11	HART	1:16.352	33	LAWLEY	33.123
9	34	BALFE	48.189	35	BURTON	1:16.507	82	DEATH / DEETH	33.256
10	35	BURTON	48.232	34	BALFE	1:16.827	2	BROWN	33.261
11	30	DUTTON	48.320	2	BROWN	1:17.001	166	FENN / HILL	33.277
12	17	BARTRUM / CAINE	48.361	30	DUTTON	1:17.133	4	ATTARD / INGRAM	33.278
13	98	G.PATTLE / T.PATT	48.382	42	SPIERS	1:17.191	191	HOLME / GREENS/	33.348
14	191	HOLME / GREENS/	48.404	193	ISRAELSSON	1:17.216	18	SMITH / USHER	33.379
15	133	VELLA / ROBINSON	48.449	133	VELLA / ROBINSON	1:17.388	20	OWENS	33.430
16	193	ISRAELSSON	48.449	47	STROMMEN	1:17.506	711	LEWIS	33.437
17	47	STROMMEN	48.493	4	ATTARD / INGRAM	1:17.579	244	BELL	33.440
18	42	SPIERS	48.535	49	NYBLAEUS / WELC	1:17.695	21	EDGECOMBE	33.452
19	2	BROWN	48.552	191	HOLME / GREENS/	1:17.850	133	VELLA / ROBINSON	33.471
20	4	ATTARD / INGRAM	48.583	33	LAWLEY	1:17.862	46	CURLEY / SOLLIS	33.477
21	85	N.NAISMITH / H.NA	48.823	170	JEWELL	1:17.936	75	EVANS / LITTLEJO	33.500
22	170	JEWELL	48.885	98	G.PATTLE / T.PATT	1:18.257	117	HATTON	33.545
23	33	LAWLEY	48.918	36	EVANS / BRADSHA	1:18.390	999	HETHERINGTON	33.569
24	46	CURLEY / SOLLIS	48.996	85	N.NAISMITH / H.NA	1:18.451	170	JEWELL	33.611
25	3	MIDDLEHURST	49.016	3	MIDDLEHURST	1:18.489	47	STROMMEN	33.623
26	711	LEWIS	49.286	711	LEWIS	1:18.534	29	R.SPENCER / J.SP	33.662
27	21	EDGECOMBE	49.302	244	BELL	1:18.753	35	BURTON	33.667
28	10	R.WALKER / J.WAL	49.303	82	DEATH / DEETH	1:18.777	10	R.WALKER / J.WAL	33.719
29	20	OWENS	49.309	46	CURLEY / SOLLIS	1:18.804	17	BARTRUM / CAINE	33.753
30	75	EVANS / LITTLEJO	49.383	29	R.SPENCER / J.SP	1:18.826	93	DUNHAM / OWEN	33.780
31	36	EVANS / BRADSHA	49.395	20	OWENS	1:18.868	135	REYNOLDS / QUIN	33.790
32	244	BELL	49.402	180	SHARP	1:18.967	193	ISRAELSSON	33.794
33	29	R.SPENCER / J.SP	49.504	75	EVANS / LITTLEJO	1:19.143	180	SHARP	33.803
34	82	DEATH / DEETH	49.519	10	R.WALKER / J.WAL	1:19.144	192	THOMAS / LOCKIE	33.858
35	135	REYNOLDS / QUIN	49.530	135	REYNOLDS / QUIN	1:19.207	27	BOTTOMLEY / LEW	33.892
36	169	WATTS / GIORDAN	49.627	21	EDGECOMBE	1:19.230	66	MCFADDEN / CULL	33.973
37	18	SMITH / USHER	49.632	93	DUNHAM / OWEN	1:19.346	85	N.NAISMITH / H.NA	33.978
38	180	SHARP	49.709	18	SMITH / USHER	1:19.555	98	G.PATTLE / T.PATT	34.085
39	93	DUNHAM / OWEN	49.718	27	BOTTOMLEY / LEW	1:19.595	9	DAVIES	34.113
40	117	HATTON	49.860	117	HATTON	1:19.774	169	WATTS / GIORDAN	34.113
41	777	O.STREEK / M.STR	50.089	169	WATTS / GIORDAN	1:19.867	104	JAMES / SNOWDO	34.116
42	27	BOTTOMLEY / LEW	50.151	777	O.STREEK / M.STR	1:20.015	49	NYBLAEUS / WELC	34.355
43	66	MCFADDEN / CULL	50.312	66	MCFADDEN / CULL	1:20.142	141	RO.LONGDON / RI.	34.466
44	51	KING	50.345	51	KING	1:20.824	24	HAGAN / MAWHIN	34.493
45	57	WARD	50.606	104	JAMES / SNOWDO	1:20.843	777	O.STREEK / M.STR	34.646
46	24	HAGAN / MAWHIN	50.783	263	SHEPHERD / BLOM	1:21.196	36	EVANS / BRADSHA	34.791
47	104	JAMES / SNOWDO	50.788	57	WARD	1:21.350	146	SMAIL / MANN	34.803
48	217	W.LYNCH / F.LYNC	50.992	217	W.LYNCH / F.LYNC	1:21.438	57	WARD	35.172
49	146	SMAIL / MANN	51.083	146	SMAIL / MANN	1:21.610	263	SHEPHERD / BLOM	35.340
50	141	RO.LONGDON / RI.	51.710	24	HAGAN / MAWHIN	1:21.918	51	KING	35.419
51	588	M.HOLLAND / D.HC	52.048	141	RO.LONGDON / RI.	1:22.203	54	C.NAIRN / B.NAIRN	35.493
52	54	C.NAIRN / B.NAIRN	52.071	26	SOWTER	1:22.237	217	W.LYNCH / F.LYNC	35.515
53	26	SOWTER	52.230	54	C.NAIRN / B.NAIRN	1:23.235	588	M.HOLLAND / D.HC	35.818
54	164	GIBBONS / JUPE	54.789	588	M.HOLLAND / D.HC	1:23.340	26	SOWTER	35.940
55	55	RETTENMAIER	1:00.853	28	LOW / HARRISON	1:25.009	164	GIBBONS / JUPE	36.175
56	28	LOW / HARRISON	5:32.855	164	GIBBONS / JUPE	1:26.321	28	LOW / HARRISON	36.796
57				55	RETTENMAIER	1:35.402	55	RETTENMAIER	41.855

IDEAL / BEST COMPARISON					
POS	NO	NAME	IDEAL	BEST	DIFF
		PERFECT LAP	2:35.879		
1	166	FENN / HILL	2:36.399	2:36.409	0.010
2	11	HART	2:36.613	2:36.648	0.035
3	79	MARTIN / SOPER	2:36.754	2:36.860	0.106
4	113	WOLFE	2:36.813	2:37.022	0.209
5	192	THOMAS / LOCKIE	2:37.235	2:37.504	0.269
6	999	HETHERINGTON	2:37.518	2:38.009	0.491
7	9	DAVIES	2:37.883	2:37.883	0.000
8	34	BALFE	2:38.100	2:38.421	0.321
9	17	BARTRUM / CAINE	2:38.197	2:38.197	0.000
10	35	BURTON	2:38.406	2:38.908	0.502
11	30	DUTTON	2:38.512	2:38.761	0.249
12	42	SPIERS	2:38.703	2:39.429	0.726
13	2	BROWN	2:38.814	2:39.131	0.317
14	133	VELLA / ROBINSON	2:39.308	2:39.430	0.122
15	4	ATTARD / INGRAM	2:39.440	2:39.757	0.317
16	193	ISRAELSSON	2:39.459	2:40.510	1.051
17	191	HOLME / GREENSAL	2:39.602	2:39.964	0.362
18	47	STROMMEN	2:39.622	2:40.025	0.403
19	33	LAWLEY	2:39.903	2:41.116	1.213
20	49	NYBLAEUS / WELCH	2:40.121	2:41.133	1.012
21	170	JEWELL	2:40.432	2:40.613	0.181
22	3	MIDDLEHURST	2:40.625	2:40.715	0.090
23	98	G.PATTLE / T.PATTL	2:40.724	2:41.255	0.531
24	85	N.NAISMITH / H.NAIS	2:41.252	2:41.473	0.221
25	711	LEWIS	2:41.257	2:41.527	0.270
26	46	CURLEY / SOLLIS	2:41.277	2:41.678	0.401
27	82	DEATH / DEETH	2:41.552	2:41.882	0.330
28	244	BELL	2:41.595	2:41.704	0.109
29	20	OWENS	2:41.607	2:41.732	0.125
30	21	EDGECOMBE	2:41.984	2:42.073	0.089
31	29	R.SPENCER / J.SPEN	2:41.992	2:42.471	0.479
32	75	EVANS / LITTLEJOHN	2:42.026	2:42.617	0.591
33	10	R.WALKER / J.WALK	2:42.166	2:42.192	0.026
34	180	SHARP	2:42.479	2:42.667	0.188
35	135	REYNOLDS / QUINTE	2:42.527	2:42.527	0.000
36	18	SMITH / USHER	2:42.566	2:42.851	0.285
37	36	EVANS / BRADSHAW	2:42.576	2:42.576	0.000
38	93	DUNHAM / OWEN	2:42.844	2:42.844	0.000
39	117	HATTON	2:43.179	2:44.416	1.237
40	169	WATTS / GIORDANE	2:43.607	2:43.608	0.001
41	27	BOTTOMLEY / LEWIS	2:43.638	2:43.713	0.075
42	66	MCFADDEN / CULLE	2:44.427	2:44.428	0.001
43	777	O.STREEK / M.STRE	2:44.750	2:44.750	0.000
44	104	JAMES / SNOWDON	2:45.747	2:46.679	0.932
45	51	KING	2:46.588	2:47.480	0.892
46	57	WARD	2:47.128	2:50.154	3.026
47	24	HAGAN / MAWHINNE	2:47.194	2:48.003	0.809
48	146	SMAIL / MANN	2:47.496	2:48.660	1.164
49	217	W.LYNCH / F.LYNCH	2:47.945	2:48.160	0.215
50	141	RO.LONGDON / RI.LC	2:48.379	2:48.693	0.314
51	26	SOWTER	2:50.407	2:51.376	0.969
52	54	C.NAIRN / B.NAIRN	2:50.799	2:51.140	0.341
53	588	M.HOLLAND / D.HOL	2:51.206	2:52.581	1.375
54	164	GIBBONS / JUPE	2:57.285	2:58.505	1.220
55	55	RETTENMAIER	3:18.110	3:18.429	0.319
56	28	LOW / HARRISON	7:34.660	2:54.161	4:40.499

Weather / Track : Bright / Dry

Silverstone GP
Circuit Length = 3.6604 miles
Start: 17:15 Flag 17:42 End: 17:46

Results can be found at www.tsl-timing.com

Printed - 17:56 Friday, 26 July 2019

Silverstone Classic

Transatlantic Trophy for Pre '66 Touring Cars

QUALIFYING - RACE 9 - BEST SPEEDS

	INTERMEDIATE 1			INTERMEDIATE 2			FINISH LINE		
POS	NO	NAME	MPH	NO	NAME	MPH	NO	NAME	MPH
1	166	FENN / HILL	129.3	9	DAVIES	138.3	35	BURTON	89.3
2	192	THOMAS / LOCKIE	129.0	192	THOMAS / LOCKIE	137.5	113	WOLFE	87.1
3	9	DAVIES	127.0	17	BARTRUM / CAINE	134.2	999	HETHERINGTON	87.1
4	35	BURTON	126.8	166	FENN / HILL	133.4	192	THOMAS / LOCKIE	86.9
5	999	HETHERINGTON	126.6	49	NYBLAEUS / WELCH	130.3	9	DAVIES	86.8
6	17	BARTRUM / CAINE	121.7	193	ISRAELSSON	129.5	30	DUTTON	86.8
7	85	N.NAISMITH / H.NAISMITH	121.7	36	EVANS / BRADSHAW	129.3	17	BARTRUM / CAINE	86.7
8	193	ISRAELSSON	120.4	35	BURTON	129.0	47	STROMMEN	86.7
9	49	NYBLAEUS / WELCH	119.4	85	N.NAISMITH / H.NAISMITH	128.0	166	FENN / HILL	86.5
10	133	VELLA / ROBINSON	118.9	999	HETHERINGTON	127.8	133	VELLA / ROBINSON	86.3
11	47	STROMMEN	118.3	263	SHEPHERD / BLOMQVIST	124.7	2	BROWN	86.2
12	34	BALFE	117.3	79	MARTIN / SOPER	124.0	79	MARTIN / SOPER	86.1
13	98	G.PATTLE / T.PATTLE	116.9	133	VELLA / ROBINSON	123.8	263	SHEPHERD / BLOMQVIST	86.0
14	79	MARTIN / SOPER	116.7	47	STROMMEN	123.3	34	BALFE	85.9
15	113	WOLFE	116.5	2	BROWN	122.4	36	EVANS / BRADSHAW	85.7
16	30	DUTTON	116.5	30	DUTTON	122.2	191	HOLME / GREENSALL	85.5
17	36	EVANS / BRADSHAW	116.5	51	KING	122.0	85	N.NAISMITH / H.NAISMITH	85.5
18	51	KING	116.3	113	WOLFE	121.1	169	WATTS / GIORDANELLI	85.3
19	11	HART	116.1	34	BALFE	120.6	170	JEWELL	84.9
20	2	BROWN	116.1	11	HART	120.2	193	ISRAELSSON	84.8
21	170	JEWELL	116.1	26	SOWTER	120.0	98	G.PATTLE / T.PATTLE	84.8
22	191	HOLME / GREENSALL	115.7	170	JEWELL	119.8	33	LAWLEY	84.7
23	42	SPIERS	115.5	777	O.STREEK / M.STREEK	119.4	42	SPIERS	84.3
24	169	WATTS / GIORDANELLI	113.9	93	DUNHAM / OWEN	118.1	4	ATTARD / INGRAM	84.0
25	29	R.SPENCER / J.SPENCER	113.7	33	LAWLEY	117.5	93	DUNHAM / OWEN	83.9
26	93	DUNHAM / OWEN	113.5	10	R.WALKER / J.WALKER	117.5	135	REYNOLDS / QUINTERO	83.6
27	4	ATTARD / INGRAM	113.3	4	ATTARD / INGRAM	116.9	10	R.WALKER / J.WALKER	83.5
28	135	REYNOLDS / QUINTERO	112.7	191	HOLME / GREENSALL	116.9	3	MIDDLEHURST	83.4
29	10	R.WALKER / J.WALKER	112.4	98	G.PATTLE / T.PATTLE	116.9	711	LEWIS	83.4
30	777	O.STREEK / M.STREEK	112.4	42	SPIERS	116.7	180	SHARP	82.8
31	26	SOWTER	111.8	135	REYNOLDS / QUINTERO	116.7	777	O.STREEK / M.STREEK	82.7
32	711	LEWIS	111.1	169	WATTS / GIORDANELLI	116.3	51	KING	82.7
33	33	LAWLEY	110.7	29	R.SPENCER / J.SPENCER	115.7	49	NYBLAEUS / WELCH	82.4
34	46	CURLEY / SOLLIS	110.7	180	SHARP	115.3	46	CURLEY / SOLLIS	82.3
35	21	EDGECOMBE	110.1	3	MIDDLEHURST	114.1	20	OWENS	82.2
36	146	SMAIL / MANN	110.1	146	SMAIL / MANN	114.1	29	R.SPENCER / J.SPENCER	82.0
37	20	OWENS	109.6	711	LEWIS	113.9	244	BELL	81.9
38	180	SHARP	108.9	21	EDGECOMBE	113.9	146	SMAIL / MANN	81.6
39	217	W.LYNCH / F.LYNCH	108.9	46	CURLEY / SOLLIS	113.7	18	SMITH / USHER	81.5
40	82	DEATH / DEETH	108.7	244	BELL	113.3	82	DEATH / DEETH	81.4
41	588	M.HOLLAND / D.HOLLAND	108.4	82	DEATH / DEETH	113.1	21	EDGECOMBE	81.4
42	3	MIDDLEHURST	108.0	588	M.HOLLAND / D.HOLLAND	113.1	24	HAGAN / MAWHINNEY	81.1
43	244	BELL	107.2	20	OWENS	112.5	75	EVANS / LITTLEJOHN	81.0
44	117	HATTON	107.2	217	W.LYNCH / F.LYNCH	112.4	66	MCFADDEN / CULLEN	80.6
45	141	RO.LONGDON / RI.LONGDON	107.0	141	RO.LONGDON / RI.LONGDON	112.2	117	HATTON	80.4
46	57	WARD	107.0	18	SMITH / USHER	111.6	57	WARD	79.9
47	263	SHEPHERD / BLOMQVIST	107.0	27	BOTTOMLEY / LEWIS	111.6	217	W.LYNCH / F.LYNCH	79.8
48	75	EVANS / LITTLEJOHN	106.8	117	HATTON	111.4	27	BOTTOMLEY / LEWIS	79.7
49	66	MCFADDEN / CULLEN	106.8	66	MCFADDEN / CULLEN	111.4	141	RO.LONGDON / RI.LONGDON	79.7
50	18	SMITH / USHER	106.5	57	WARD	111.2	54	C.NAIRN / B.NAIRN	79.7
51	24	HAGAN / MAWHINNEY	106.5	104	JAMES / SNOWDON	110.9	104	JAMES / SNOWDON	79.6
52	104	JAMES / SNOWDON	106.1	75	EVANS / LITTLEJOHN	110.3	588	M.HOLLAND / D.HOLLAND	78.9
53	27	BOTTOMLEY / LEWIS	105.6	24	HAGAN / MAWHINNEY	110.1	164	GIBBONS / JUPE	76.5
54	54	C.NAIRN / B.NAIRN	104.6	54	C.NAIRN / B.NAIRN	108.5	28	LOW / HARRISON	72.7
55	164	GIBBONS / JUPE	99.7	28	LOW / HARRISON	107.0	55	RETTENMAIER	67.2
56	28	LOW / HARRISON	99.4	164	GIBBONS / JUPE	104.8			
57	55	RETTENMAIER	88.8	55	RETTENMAIER	94.6			

Weather / Track : Bright / Dry

Silverstone GP
Circuit Length = 3.6604 miles
Start: 17:15 Flag 17:42 End: 17:46

Silverstone Classic

Transatlantic Trophy for Pre '66 Touring Cars

QUALIFYING - RACE 9 - STATISTICS

Competitors Started	57
Planned Start	2019-07-26 @ 17:18:00.000
Actual Start	2019-07-26 @ 17:15:02.388
Finish Time	2019-07-26 @ 17:42:19.569
Track Length	3.6604mi.
Total Laps	412
Total Distance Covered	1508.1250mi.

Session Fastest Lap History

NO	CL	NAME	LAP TIME	TIME OF DAY	LAP	VEHICLE
2	THC	**Neil BROWN**	**2:41.590**	17:20:36.201	1	Ford Lotus Cortina
11	THC	**Olivier HART**	**2:38.579**	17:20:37.945	1	Alfa Romeo Giulia Sprint GTA
79	THC	**MARTIN / SOPER**	**2:37.452**	17:20:48.245	1	Ford Lotus Cortina
11	THC	**Olivier HART**	**2:37.154**	17:23:15.098	2	Alfa Romeo Giulia Sprint GTA
11	THC	**Olivier HART**	**2:36.812**	17:25:51.911	3	Alfa Romeo Giulia Sprint GTA
166	THA	**FENN / HILL**	**2:36.409**	17:39:59.749	7	Ford Mustang

Flag History

TYPE	TIME OF DAY
GREEN	17:15:02.388
SAFETY	17:32:00.309
GREEN	17:36:12.922
FINISH	17:42:19.569

Flag Statistics

TYPE	COUNT	TOTAL LAPS	TOTAL TIME
Green	2	8	26:59.582
Red	0	0	0.000
Safety Car	1	1	4:12.612
FCY	0	0	0.000

Silverstone GP

Weather / Track : Bright / Dry

Circuit Length = 3.6604 miles

These results are provisional until the conclusion of any judicial and technical matters.

Start: 17:15 Flag 17:42 End: 17:46

Clerk Of Course :		Timekeeper :

Silverstone Classic

Transatlantic Trophy for Pre '66 Touring Cars

QUALIFYING - RACE 9 - STATISTICS

CLASS : THC

24 Starters

Fastest Lap History

NO	NAME	LAP TIME	TIME OF DAY	LAP	VEHICLE
2	**Neil BROWN**	**2:41.590**	17:20:36.201	1	Ford Lotus Cortina
11	**Olivier HART**	**2:38.579**	17:20:37.945	1	Alfa Romeo Giulia Sprint GTA
79	**MARTIN / SOPER**	**2:37.452**	17:20:48.245	1	Ford Lotus Cortina
11	**Olivier HART**	**2:37.154**	17:23:15.098	2	Alfa Romeo Giulia Sprint GTA
11	**Olivier HART**	**2:36.812**	17:25:51.911	3	Alfa Romeo Giulia Sprint GTA
11	**Olivier HART**	**2:36.648**	17:43:36.162	8	Alfa Romeo Giulia Sprint GTA

Silverstone GP

Weather / Track : Bright / Dry

Circuit Length = 3.6604 miles

These results are provisional until the conclusion of any judicial and technical matters.

Start: 17:15 Flag 17:42 End: 17:46

Clerk Of Course :		Timekeeper :

Silverstone Classic

Transatlantic Trophy for Pre '66 Touring Cars

QUALIFYING - RACE 9 - STATISTICS

CLASS : THD

19 Starters

Fastest Lap History

NO	NAME	LAP TIME	TIME OF DAY	LAP	VEHICLE
75	**EVANS / LITTLEJOHN**	**2:48.016**	17:21:39.060	1	Austin Mini Cooper S
20	**Endaf OWENS**	**2:43.883**	17:21:40.932	1	Austin Mini Cooper S
244	**Tom BELL**	**2:43.434**	17:22:12.652	1	Austin Mini Cooper S
3	**Chris MIDDLEHURST**	**2:40.998**	17:22:53.176	1	Morris Mini Cooper S
3	**Chris MIDDLEHURST**	**2:40.715**	17:25:33.891	2	Morris Mini Cooper S

Silverstone GP

Weather / Track : Bright / Dry

Circuit Length = 3.6604 miles

These results are provisional until the conclusion of any judicial and technical matters.

Start: 17:15 Flag 17:42 End: 17:46

Clerk Of Course :		Timekeeper :

Silverstone Classic

Transatlantic Trophy for Pre '66 Touring Cars

QUALIFYING - RACE 9 - STATISTICS

CLASS : THA

13 Starters

Fastest Lap History

NO	NAME	LAP TIME	TIME OF DAY	LAP	VEHICLE
192	**THOMAS / LOCKIE**	**2:39.252**	17:21:00.895	1	Ford Falcon
192	**THOMAS / LOCKIE**	**2:38.671**	17:23:39.565	2	Ford Falcon
192	**THOMAS / LOCKIE**	**2:37.504**	17:26:17.070	3	Ford Falcon
166	**FENN / HILL**	**2:36.409**	17:39:59.749	7	Ford Mustang

Silverstone GP

Weather / Track : Bright / Dry

Circuit Length = 3.6604 miles

These results are provisional until the conclusion of any judicial and technical matters.

Start: 17:15 Flag 17:42 End: 17:46

Clerk Of Course :		Timekeeper :

Silverstone Classic

Transatlantic Trophy for Pre '66 Touring Cars

QUALIFYING - RACE 9 - STATISTICS

CLASS : THB

1 Starters

Fastest Lap History

NO	NAME	LAP TIME	TIME OF DAY	LAP	VEHICLE
180	**Tom SHARP**	**2:48.152**	17:21:30.174	1	BMW 1800 Tisa
180	**Tom SHARP**	**2:42.667**	17:39:43.497	6	BMW 1800 Tisa

Silverstone GP

Weather / Track : Bright / Dry

Circuit Length = 3.6604 miles

These results are provisional until the conclusion of any judicial and technical matters.

Start: 17:15 Flag 17:42 End: 17:46

Clerk Of Course :		Timekeeper :

Silverstone Classic

Transatlantic Trophy for Pre '66 Touring Cars

RACE 9 - GRID (45 minutes) - AMENDED

ROW 28	55	55	3:18.429 Rebeca RETTENMAIER	56	28	LOW / HARRISON	
ROW 27	53	588	2:52.581 M.HOLLAND / D.HOLLAND	54	164	2:58.505 GIBBONS / JUPE	
ROW 26	51	54	2:51.140 C.NAIRN / B.NAIRN	52	26	2:51.376 Colin SOWTER	
ROW 25	49	141	2:48.693 RO.LONGDON / RI.LONGDON	50	57	2:50.154 William WARD	
ROW 24	47	217	2:48.160 W.LYNCH / F.LYNCH	48	146	2:48.660 SMAIL / MANN	
ROW 23	45	51	2:47.480 Nicholas KING	46	24	2:48.003 HAGAN / MAWHINNEY	
ROW 22	43	777	2:44.750 O.STREEK / M.STREEK	44	104	2:46.679 JAMES / SNOWDON	
ROW 21	41	117	2:44.416 Benjamin HATTON	42	66	2:44.428 MCFADDEN / CULLEN	
ROW 20	39	169	2:43.608 WATTS / GIORDANELLI	40	27	2:43.713 BOTTOMLEY / LEWIS	
ROW 19	37	93	2:42.844 DUNHAM / OWEN	38	18	2:42.851 SMITH / USHER	
ROW 18	35	75	2:42.617 EVANS / LITTLEJOHN	36	180	2:42.667 Tom SHARP	
ROW 17	33	135	2:42.527 REYNOLDS / QUINTERO	34	36	2:42.576 EVANS / BRADSHAW	
ROW 16	31	10	2:42.192 R.WALKER / J.WALKER	32	29	2:42.471 R.SPENCER / J.SPENCER	
ROW 15	29	82	2:41.882 DEATH / DEETH	30	21	2:42.073 Dave EDGECOMBE	
ROW 14	27	244	2:41.704 Tom BELL	28	20	2:41.732 Endaf OWENS	
ROW 13	25	711	2:41.527 Dan LEWIS	26	46	2:41.678 CURLEY / SOLLIS	
ROW 12	23	98	2:41.255 G.PATTLE / T.PATTLE	24	85	2:41.473 N.NAISMITH / H.NAISMITH	
ROW 11	21	33	2:41.116 Andrew LAWLEY	22	49	2:41.133 NYBLAEUS / WELCH	
ROW 10	19	170	2:40.613 Marcus JEWELL	20	3	2:40.715 Chris MIDDLEHURST	
ROW 9	17	47	2:40.025 Martin STROMMEN	18	193	2:40.510 Victor ISRAELSSON	
ROW 8	15	4	2:39.757 ATTARD / INGRAM	16	191	2:39.964 HOLME / GREENSALL	
ROW 7	13	42	2:39.429 John SPIERS	14	133	2:39.430 VELLA / ROBINSON	
ROW 6	11	35	2:38.908 Mark BURTON	12	2	2:39.131 Neil BROWN	
ROW 5	9	34	2:38.421 Shaun BALFE	10	30	2:38.761 Richard DUTTON	
ROW 4	7	999	2:38.009 Benji HETHERINGTON	8	17	2:38.197 BARTRUM / CAINE	
ROW 3	5	192	2:37.504 THOMAS / LOCKIE	6	9	2:37.883 Craig DAVIES	
ROW 2	3	79	2:36.860 MARTIN / SOPER	4	113	2:37.022 Andy WOLFE	
ROW 1	1	166	2:36.409 FENN / HILL	2	11	2:36.648 Olivier HART	

Pole

Silverstone GP
Circuit Length = 3.6604 miles

These results are provisional until the conclusion of any judicial and technical matters.

Clerk Of Course :	Steward :	Timekeeper :

Results can be found at www.tsl-timing.com

Printed - 19:07 Friday, 26 July 2019

Silverstone Classic

Transatlantic Trophy for Pre '66 Touring Cars

RACE 9 - CLASSIFICATION - AMENDED

Sheet No:	Issue Time:

POS	NO	CL	PIC	NAME	ENTRY	LAPS	TIME	GAP	DIFF	MPH	BEST	ON
1	166	THA	1	FENN / HILL	Ford Mustang	15	46:18.147			71.15	2:35.418	11
2	9	THA	2	Craig DAVIES	Ford Mustang	15	46:19.015	0.868	0.868	71.12	2:34.712	11
3	113	THC	1	Andy WOLFE	Ford Lotus Cortina	15	46:19.185	1.038	0.170	71.12	2:36.851	6
4	79	THC	2	MARTIN / SOPER	Ford Lotus Cortina	15	46:19.711	1.564	0.526	71.11	2:36.169	9
5	999	THA	3	Benji HETHERINGTON	Ford Mustang	15	46:24.880	6.733	5.169	70.97	2:37.489	9
6	35	THA	4	Mark BURTON	Ford Mustang	15	46:38.940	20.793	14.060	70.62	2:38.461	12
7	34	THC	3	Shaun BALFE	Ford Lotus Cortina	15	46:39.323	21.176	0.383	70.61	2:38.731	7
8	2	THC	4	Neil BROWN	Ford Lotus Cortina	15	46:51.209	33.062	11.886	70.31	2:39.602	8
9	46	THD	1	Ian CURLEY	Austin Mini Cooper S	15	46:56.744	38.597	5.535	70.17	2:40.533	10
10	244	THD	2	Tom BELL	Austin Mini Cooper S	15	46:57.020	38.873	0.276	70.16	2:40.134	9
11	170	THC	5	Marcus JEWELL	Ford Lotus Cortina	15	46:59.924	41.777	2.904	70.09	2:40.266	5
12	36	THA	5	BRADSHAW / EVANS	Ford Mustang	15	47:06.046	47.899	6.122	69.94	2:38.357	8
13	85	THA	6	N.NAISMITH / H.NAISMITH	Ford Mustang	15	47:06.505	48.358	0.459	69.93	2:38.346	13
14	4	THC	6	INGRAM / ATTARD	Ford Lotus Cortina	15	47:10.037	51.890	3.532	69.84	2:40.385	6
15	20	THD	3	Endaf OWENS	Austin Mini Cooper S	15	47:19.958	1:01.811	9.921	69.60	2:41.327	13
16	711	THD	4	Dan LEWIS	Austin Mini Cooper S	15	47:20.247	1:02.100	0.289	69.59	2:40.431	14
17	18	THD	5	SMITH / USHER	Austin Mini Cooper S	15	47:25.725	1:07.578	5.478	69.46	2:42.474	12
18	93	THC	7	DUNHAM / OWEN	Ford Lotus Cortina	15	47:26.463	1:08.316	0.738	69.44	2:40.943	13
19	180	THB	1	Tom SHARP	BMW 1800 Tisa	15	47:27.578	1:09.431	1.115	69.41	2:41.547	13
20	98	THC	8	T.PATTLE / G.PATTLE	Ford Lotus Cortina	15	47:30.054	1:11.907	2.476	69.35	2:41.788	6
21	10	THC	9	J.WALKER-TULLEY / R.WALKER	Ford Lotus Cortina	15	47:36.336	1:18.189	6.282	69.20	2:41.410	6
22	169	THC	10	WATTS / GIORDANELLI	Ford Lotus Cortina	15	47:40.973	1:22.826	4.637	69.09	2:42.284	12
23	135	THC	11	REYNOLDS / QUINTERO	Ford Lotus Cortina	15	47:50.755	1:32.608	9.782	68.85	2:41.765	13
24	75	THD	6	EVANS / LITTLEJOHN	Austin Mini Cooper S	15	47:51.052	1:32.905	0.297	68.84	2:41.381	7
25	49	THA	7	WELCH / NYBLAEUS	Ford Falcon Sprint	15	47:54.985	1:36.838	3.933	68.75	2:39.769	7
26	117	THD	7	Benjamin HATTON	Morris Mini Cooper S	15	47:59.797	1:41.650	4.812	68.63	2:43.805	13
27	66	THD	8	CULLEN / MCFADDEN	Austin Mini Cooper S	15	47:59.985	1:41.838	0.188	68.63	2:43.928	13
28	21 *	THD	9	Dave EDGECOMBE	Austin Mini Cooper S	15	48:07.196	1:49.049	7.211	68.46	2:41.960	7
29	27	THD	10	BOTTOMLEY / LEWIS	Morris Mini Cooper S	15	48:12.948	1:54.801	5.752	68.32	2:43.651	7
30	217	THD	11	W.LYNCH / F.LYNCH	Morris Mini Cooper S	15	48:35.518	2:17.371	22.570	67.79	2:45.634	13
31	57	THD	12	William WARD	Austin Mini Cooper S	15	48:39.400	2:21.253	3.882	67.70	2:45.260	13
32	26	THA	8	Colin SOWTER	Ford Mustang	15	48:53.669	2:35.522	14.269	67.37	2:46.184	11
33	30	THC	12	Richard DUTTON	Ford Lotus Cortina	14	44:02.691	1 Lap	1 Lap	69.81	2:37.919	8
34	54	THD	13	Billy NAIRN	Morris Mini Cooper S	14	46:44.098	1 Lap	2:41.407	65.79	2:51.792	5
35	104	THD	14	SNOWDON / JAMES	Morris Mini Cooper S	14	46:54.354	1 Lap	10.256	65.55	2:46.412	7
36	28	THD	15	LOW / HARRISON	Morris Mini Cooper S	14	47:25.349	1 Lap	30.995	64.83	2:51.310	9
37	588 *	THC	13	M.HOLLAND / D.HOLLAND	Ford Lotus Cortina	14	47:39.780	1 Lap	14.431	64.51	2:48.989	6
38	141	THD	16	RO.LONGDON / RI.LONGDON	Morris Mini Cooper S	14	47:44.419	1 Lap	4.639	64.40	2:53.046	12
39	164	THC	14	GIBBONS / JUPE	Alfa Romeo Giulia TI	14	47:58.568	1 Lap	14.149	64.09	2:55.297	11
40	33	THC	15	Andrew LAWLEY	Alfa Romeo Giulia Sprint GTA	13	41:44.804	2 Laps	1 Lap	68.39	2:39.787	11
41	191	THC	16	HOLME / GREENSALL	Ford Lotus Cortina	13	41:47.043	2 Laps	2.239	68.33	2:38.667	12
42	3	THD	17	Chris MIDDLEHURST	Morris Mini Cooper S	13	41:47.216	2 Laps	0.173	68.32	2:40.595	5
43	146	THC	17	SMAIL / MANN	Ford Lotus Cortina	13	43:03.084	2 Laps	1:15.868	66.32	2:46.857	9
44	55	THC	18	Rebeca RETTENMAIER	Alfa Romeo Giulia Sprint GTA	13	47:21.897	2 Laps	4:18.813	60.28	3:07.469	5
45	82	THD	18	DEETH / DEATH	Austin Mini Cooper S	12	39:48.049	3 Laps	1 Lap	66.21	2:42.947	5
46	193	THA	9	Victor ISRAELSSON	Ford Mustang	11	36:26.126	4 Laps	1 Lap	66.30	2:39.424	10
47	29	THC	19	R.SPENCER / J.SPENCER	Ford Lotus Cortina	11	36:52.618	4 Laps	26.492	65.51	2:42.856	5
48	24	THD	19	James HAGAN	Morris Mini Cooper S	11	37:21.947	4 Laps	29.329	64.65	2:45.547	8

NOT CLASSIFIED

NC	11	THC		Olivier HART	Alfa Romeo Giulia Sprint GTA	9	30:19.102	6 Laps	2 Laps	65.19	2:36.205	9
NC	192	THA		THOMAS / LOCKIE	Ford Falcon	9	31:18.435	6 Laps	59.333	63.13	2:36.448	6
NC	17	THA		BARTRUM / CAINE	Ford Mustang	1	3:47.051	14 Laps	8 Laps	58.03	3:47.051	1
NC	133	THC		VELLA / ROBINSON	Ford Lotus Cortina	1	3:48.580	14 Laps	1.529	57.65	3:48.580	1
NC	47	THC		Martin STROMMEN	Ford Lotus Cortina	1	3:49.049	14 Laps	0.469	57.53	3:49.049	1
NC	263	THA		BLOMQVIST / SHEPHERD	Ford Galaxie	1	4:08.146	14 Laps	19.097	53.10	4:08.146	1
NC	42	THC		John SPIERS	Ford Lotus Cortina	0						
DQ	777 *	THC		M.STREEK / O.STREEK	Ford Lotus Cortina							
DQ	51 *	THA		Nicholas KING	Ford Mustang							

FASTEST LAP

9	THA	Craig DAVIES	Ford Mustang	11	2:34.712	85.17 mph	137.07 kph
79	THC	MARTIN / SOPER	Ford Lotus Cortina	9	2:36.169	84.38 mph	135.79 kph
244	THD	Tom BELL	Austin Mini Cooper S	9	2:40.134	82.29 mph	132.43 kph
180	THB	Tom SHARP	BMW 1800 Tisa	13	2:41.547	81.57 mph	131.27 kph

Silverstone GP
Circuit Length = 3.6604 miles
Start: 16:22 Flag 17:08 End: 17:11

Weather / Track : Cloudy / Drying

These results are provisional until the conclusion of any judicial and technical matters.

Clerk Of Course :	Steward :	Timekeeper :

Silverstone Classic

Transatlantic Trophy for Pre '66 Touring Cars

RACE 9 - CLASSIFICATION - AMENDED

Sheet No:	Issue Time:

***Cars 51 & 777 disqualified and received 4 penalty points, regulations C1.1.6 refers.**
***Car 21 - 30 second penalty - Q12.6h refers - Failure to stop in pit window.**
***Car 588 - 30 second penalty - Q12.6h refers - Short pit stop.**
The Clerk of Course investigated reports of contact between cars 9 & 166 and between cars 191 & 33, with his decision being for no further action to be taken.

Silverstone GP
Circuit Length = 3.6604 miles
Start: 16:22 Flag 17:08 End: 17:11

Weather / Track : Cloudy / Drying
These results are provisional until the conclusion of any judicial and technical matters.

Clerk Of Course :	Steward :	Timekeeper :

Silverstone Classic

Transatlantic Trophy for Pre '66 Touring Cars

RACE 9 - LAP CHART

LAP 1		@ 16:25:53.594
NO	BEHIND	LAP TIME
166		3:45.491
11	0.128	3:45.619
79	0.268	3:45.759
113	0.419	3:45.910
192	0.594	3:46.085
9	0.856	3:46.347
999	1.230	3:46.721
17	1.560	3:47.051
34	1.823	3:47.314
30	1.972	3:47.463
35	2.604	3:48.095
2	2.681	3:48.172
133	3.089	3:48.580
4	3.130	3:48.621
47	3.558	3:49.049
191	3.854	3:49.345
170	4.287	3:49.778
193	4.384	3:49.875
3	4.749	3:50.240
33	4.906	3:50.397
49	5.350	3:50.841
98	5.433	3:50.924
711	6.063	3:51.554
85	6.072	3:51.563
46	6.407	3:51.898
244	6.644	3:52.135
20	6.730	3:52.221
21	6.913	3:52.404
29	7.204	3:52.695
82	7.475	3:52.966
10	7.918	3:53.409
36	8.220	3:53.711
180	8.956	3:54.447
18	9.103	3:54.594
135	9.249	3:54.740
66	9.754	3:55.245
27	9.834	3:55.325
104	10.154	3:55.645
93	10.426	3:55.917
24	11.630	3:57.121
75	11.793	3:57.284
146	12.643	3:58.134
169	12.967	3:58.458
117	13.219	3:58.710
57	13.834	3:59.325
26	14.948	4:00.439
777	15.677	4:01.168
51	16.031	4:01.522
217	16.087	4:01.578
141	16.834	4:02.325
54	17.641	4:03.132
164	20.026	4:05.517
588	20.424	4:05.915
28	21.108	4:06.599
263	22.655	4:08.146
55	45.272	4:30.763

LAP 2		@ 16:28:36.192
NO	BEHIND	LAP TIME
9		2:41.742
11	0.375	2:42.845
166	1.334	2:43.932
192	2.628	2:44.632
113	2.846	2:45.025
79	4.579	2:46.909
999	5.713	2:47.081
34	6.042	2:46.817
30	6.221	2:46.847
4	6.602	2:46.070
35	9.157	2:49.151
170	10.984	2:49.295
2	11.299	2:51.216
193	11.671	2:49.885
3	12.129	2:49.978
244	12.422	2:48.376
33	12.915	2:50.607
46	13.155	2:49.346
49	13.813	2:51.061
29	14.267	2:49.661
20	14.460	2:50.328
18	14.615	2:48.110
711	14.916	2:51.451
36	15.672	2:50.050
191	15.945	2:54.689
85	16.829	2:53.355
98	17.205	2:54.370
10	17.518	2:52.198
21	17.548	2:53.233
180	17.920	2:51.562
66	19.355	2:52.199
82	19.684	2:54.807
135	19.736	2:53.085
93	20.059	2:52.231
169	20.263	2:49.894
27	20.880	2:53.644
117	21.408	2:50.787
24	21.745	2:52.713
104	22.098	2:54.542
146	23.248	2:53.203
75	24.025	2:54.830
57	24.276	2:53.040
51	24.277	2:50.844
217	24.644	2:51.155
26	25.006	2:52.656
777	27.391	2:54.312
54	28.653	2:53.610
588	30.222	2:52.396
141	30.673	2:56.437
28	35.019	2:56.509
164	37.889	3:00.461
55	1:21.844	3:19.170
999	1 Lap	7:42.057

LAP 3		@ 16:33:30.131
NO	BEHIND	LAP TIME
9		4:53.939
11	0.802	4:54.366
166	1.252	4:53.857
192	2.385	4:53.696
113	3.253	4:54.346
79	4.376	4:53.736
999	5.024	4:53.250
34	6.381	4:54.278
30	6.746	4:54.464
4	8.035	4:55.372
35	9.419	4:54.201
170	10.389	4:53.344
2	11.082	4:53.722
193	12.124	4:54.392
3	12.730	4:54.540
244	13.138	4:54.655
33	14.012	4:55.036
46	14.582	4:55.366
49	15.166	4:55.292
29	15.809	4:55.481
20	17.330	4:56.809
18	17.909	4:57.233
711	18.149	4:57.172
36	19.065	4:57.332
191	20.312	4:58.306
85	20.811	4:57.921
98	21.950	4:58.684
21	22.591	4:58.982
10	23.392	4:59.813
180	24.963	5:00.982
66	25.387	4:59.971
82	26.189	5:00.444
135	27.326	5:01.529
93	27.915	5:01.795
169	29.882	5:03.558
27	30.432	5:03.491
117	30.969	5:03.500
24	32.303	5:04.497
104	33.030	5:04.871
146	33.773	5:04.464
51	34.932	5:04.594
57	38.303	5:07.966
777	40.036	5:06.584
75	40.494	5:10.408
217	42.080	5:11.375
26	42.814	5:11.747
54	43.572	5:08.858
588	44.662	5:08.379
141	45.141	5:08.407
28	46.304	5:05.224
164	47.513	5:03.563
55	49.539	4:21.634
999	1 Lap	4:32.608 P

LAP 4		@ 16:38:04.622
NO	BEHIND	LAP TIME
9		4:34.491
11	0.343	4:34.032
166	0.539	4:33.778 P
113	1.704	4:32.942 P
192	2.598	4:34.704
30	4.758	4:32.503 P
79	5.229	4:35.344
999	5.703	4:35.170
34	6.406	4:34.516
2	6.540	4:29.949 P
4	6.923	4:33.379
35	7.724	4:32.796
170	8.994	4:33.096
193	9.832	4:32.199
3	10.377	4:32.138
244	10.942	4:32.295
33	12.462	4:32.941
46	12.745	4:32.654
20	13.425	4:30.586 P
49	14.268	4:33.593
29	14.573	4:33.255
18	15.204	4:31.786
711	16.427	4:32.769
66	17.144	4:26.248 P
36	17.826	4:33.252
191	19.180	4:33.359
85	19.917	4:33.597
98	20.026	4:32.567
21	20.560	4:32.460
10	20.838	4:31.937
180	21.651	4:31.179
82	22.977	4:31.279
117	25.333	4:28.855 P
135	26.394	4:33.559
93	26.828	4:33.404
169	27.282	4:31.891
27	27.953	4:32.012
24	29.207	4:31.395
104	29.453	4:30.914
146	30.723	4:31.441
51	30.796	4:30.355 P
777	35.377	4:29.832
57	35.627	4:31.815 P
75	36.911	4:30.908 P
217	38.687	4:31.098
26	41.502	4:33.179
54	41.972	4:32.891
141	42.404	4:31.754
588	42.765	4:32.594
28	44.152	4:32.339 P
164	45.360	4:32.338
55	47.288	4:32.240

LAP 5		@ 16:40:42.523
NO	BEHIND	LAP TIME
9		2:37.901
11	0.676	2:38.234
192	1.803	2:37.106
999	6.991	2:39.189
34	8.700	2:40.195 P
4	9.738	2:40.716
35	10.658	2:40.835
79	11.038	2:43.710
170	11.359	2:40.266
193	11.990	2:40.059
3	13.071	2:40.595
244	13.585	2:40.544
46	16.879	2:42.035
18	17.655	2:40.352 P
49	17.802	2:41.435
33	18.351	2:43.790
711	19.371	2:40.845
29	19.528	2:42.856
36	19.911	2:39.986
85	25.178	2:43.162
98	25.445	2:43.320
191	26.469	2:45.190
10	26.780	2:43.843
21	27.271	2:44.612
180	27.796	2:44.046
82	28.023	2:42.947
93	33.237	2:44.310
169	33.930	2:44.549
135	34.967	2:46.474
24	37.636	2:46.330
27	38.045	2:47.993 P
146	42.693	2:49.871
777	47.751	2:50.275 P
217	47.820	2:47.034
26	51.604	2:48.003
588	54.941	2:50.077
54	55.863	2:51.792
164	1:02.372	2:54.913 P
104	1:08.803	3:17.251
141	1:11.325	3:06.822
55	1:16.856	3:07.469
166	1:19.200	3:56.562
113	1:21.940	3:58.137
30	1:25.063	3:58.206
2	1:30.313	4:01.674
20	1:41.091	4:05.567
66	1:48.980	4:09.737
117	1:55.160	4:07.728
51	2:03.315	4:10.420
75	2:12.343	4:13.333
57	2:13.333	4:15.607

Weather / Track : Cloudy / Drying

Silverstone GP
Circuit Length = 3.6604 miles
Start: 16:22 Flag 17:08 End: 17:11

Silverstone Classic

Transatlantic Trophy for Pre '66 Touring Cars

RACE 9 - LAP CHART

LAP 6		@ 16:43:18.818	LAP 7		@ 16:45:51.710	LAP 8		@ 16:48:30.494	LAP 9		@ 16:51:42.305	LAP 10		@ 16:54:46.779
NO	BEHIND	LAP TIME	NO	BEHIND	LAP TIME	NO	BEHIND	LAP TIME	NO	BEHIND	LAP TIME	NO	BEHIND	LAP TIME
9		2:36.295	**9**		2:32.892 **P**	**192**		2:33.005 **P**	**36**		2:42.942 **P**	**21**		2:42.935 **P**
11	0.898	2:36.517	**11**	2.099	2:34.093 **P**	**54**	1 Lap	4:13.570	**33**	4.099	2:39.367 **P**	**166**	14.189	2:35.676
192	1.956	2:36.448	**192**	5.779	2:36.715	**26**	1 Lap	4:21.196	**21**	21.539	2:43.179	**9**	15.585	2:36.813
999	8.822	2:38.126	**999**	11.816	2:35.886 **P**	**35**	17.440	2:36.035 **P**	**28**	1 Lap	2:52.828	**28**	1 Lap	2:51.310
28	1 Lap	4:43.494	**35**	20.189	2:39.388	**4**	21.087	2:38.297 **P**	**141**	1 Lap	4:34.575	**113**	24.676	2:37.547
35	13.693	2:39.330	**4**	21.574	2:40.638	**170**	23.668	2:37.688 **P**	**166**	42.987	2:35.897	**999**	26.237	2:38.693
4	13.828	2:40.385	**193**	22.626	2:40.020 **P**	**49**	27.028	2:37.608 **P**	**9**	43.246	2:35.881	**30**	32.814	2:38.263
193	15.498	2:39.803	**170**	24.764	2:41.061	**36**	28.869	2:38.357	**11**	44.900	2:36.205	**141**	1 Lap	2:59.967
79	16.179	2:41.436 **P**	**244**	25.679	2:39.606 **P**	**33**	36.543	2:41.294	**164**	1 Lap	2:56.977	**79**	36.139	2:37.122
170	16.595	2:41.531	**49**	28.204	2:39.769	**711**	39.828	2:43.944 **P**	**113**	51.603	2:38.542	**34**	38.224	2:40.439
3	17.114	2:40.338 **P**	**36**	29.296	2:39.298	**85**	40.959	2:41.959 **P**	**999**	52.018	2:37.489	**35**	40.062	2:41.336
46	18.899	2:38.315 **P**	**164**	1 Lap	4:37.943	**169**	41.525	2:29.142 **P**	**30**	59.025	2:38.660	**164**	1 Lap	2:57.854
244	18.965	2:41.675	**28**	1 Lap	2:53.165	**180**	47.393	2:40.494 **P**	**34**	1:02.259	2:39.900	**2**	48.430	2:40.997
29	20.105	2:36.872 **P**	**33**	34.033	2:42.338	**21**	50.171	2:43.108	**35**	1:03.200	3:57.571	**170**	51.348	2:40.307
49	21.327	2:39.820	**711**	34.668	2:42.487	**28**	1 Lap	2:55.864	**79**	1:03.491	2:36.169	**46**	52.570	2:40.533
36	22.890	2:39.274	**98**	37.562	2:39.516 **P**	**135**	56.890	2:42.525 **P**	**2**	1:11.907	2:41.186	**244**	52.958	2:41.249
33	24.587	2:42.531	**85**	37.784	2:40.813	**164**	1 Lap	3:09.191	**170**	1:15.515	4:03.658	**193**	56.128	2:39.424
711	25.073	2:41.997	**10**	38.512	2:39.509 **P**	**166**	1:18.901	2:36.009	**244**	1:16.183	2:40.134	**3**	56.564	2:42.452
85	29.863	2:40.980	**180**	45.683	2:43.163	**9**	1:19.176	3:57.960	**46**	1:16.511	2:40.842	**4**	58.997	2:43.100
98	30.938	2:41.788	**21**	45.847	2:41.960	**11**	1:20.506	3:57.191	**3**	1:18.586	2:41.779	**33**	1:01.835	4:02.210
10	31.895	2:41.410	**82**	50.234	2:46.982 **P**	**113**	1:24.872	2:37.044	**4**	1:20.371	4:11.095	**36**	1:05.441	4:09.915
191	33.624	2:43.450 **P**	**169**	51.167	2:42.641	**999**	1:26.340	3:53.308	**193**	1:21.178	2:40.720	**20**	1:07.970	2:43.626
180	35.412	2:43.911	**135**	53.149	2:43.188	**30**	1:32.176	2:37.919	**49**	1:27.075	4:11.858	**18**	1:08.773	2:44.322
82	36.144	2:44.416	**166**	1:21.676	2:35.866	**34**	1:34.170	2:38.881	**29**	1:28.599	2:43.618	**85**	1:08.928	2:40.431
21	36.779	2:45.803	**588**	1:26.092	2:51.349 **P**	**104**	1:37.599	2:43.605 **P**	**20**	1:28.818	2:41.613	**711**	1:09.594	2:42.428
93	38.214	2:41.272 **P**	**113**	1:26.612	2:37.008	**79**	1:39.133	2:36.407	**18**	1:28.925	2:43.587	**191**	1:10.649	2:40.819
169	41.418	2:43.783	**104**	1:32.778	2:46.412	**2**	1:42.532	2:39.602	**55**	1 Lap	4:45.663	**49**	1:13.140	2:50.539
135	42.853	2:44.181	**30**	1:33.041	2:38.427	**46**	1:47.480	2:40.789	**711**	1:31.640	4:03.623	**98**	1:14.150	2:42.904
24	46.012	2:44.671 **P**	**34**	1:34.073	2:38.731	**244**	1:47.860	4:00.965	**85**	1:32.971	4:03.823	**180**	1:15.192	2:42.777
146	51.495	2:45.097 **P**	**79**	1:41.510	3:58.223	**3**	1:48.618	2:41.239	**191**	1:34.304	2:38.943	**29**	1:15.241	2:51.116
217	53.253	2:41.728 **P**	**2**	1:41.714	2:40.012	**193**	1:52.269	4:08.427	**98**	1:35.720	2:42.197	**93**	1:17.935	2:41.631
26	1:03.255	2:47.946 **P**	**46**	1:45.475	3:59.468	**29**	1:56.792	2:43.376	**180**	1:36.889	4:01.307	**10**	1:23.812	2:43.130
54	1:07.359	2:47.791 **P**	**3**	1:46.163	4:01.941	**18**	1:57.149	2:44.161	**93**	1:40.778	2:41.535	**169**	1:27.716	2:46.504
588	1:07.635	2:48.989	**18**	1:51.772	2:43.218	**20**	1:59.016	2:41.711	**192**	1:44.233	4:56.044 **P**	**117**	1:34.969	2:45.169
166	1:18.702	2:35.797	**29**	1:52.200	4:04.987	**98**	2:05.334	4:06.556	**10**	1:45.156	2:42.772	**66**	1:36.088	2:44.915
104	1:19.258	2:46.750	**141**	1:55.150	2:57.778 **P**	**191**	2:07.172	2:39.413	**169**	1:45.686	4:15.972	**82**	1:36.536	2:46.059
113	1:22.496	2:36.851	**20**	1:56.089	2:41.690	**93**	2:11.054	2:42.178	**117**	1:54.274	2:45.392	**55**	1 Lap	3:11.528
30	1:27.506	2:38.738	**191**	2:06.543	4:05.811	**10**	2:14.195	4:14.467	**82**	1:54.951	2:46.460	**135**	1:37.776	2:42.585
34	1:28.234	3:55.829	**93**	2:07.660	4:02.338	**66**	2:19.637	2:46.325	**66**	1:55.647	2:47.821	**75**	1:38.118	2:42.773
141	1:30.264	2:55.234	**66**	2:12.096	2:45.800	**82**	2:20.302	4:08.852	**135**	1:59.665	4:14.586	**777**	1:47.823	2:42.851
2	1:34.594	2:40.576	**117**	2:15.118	2:44.466	**117**	2:20.693	2:44.359	**75**	1:59.819	2:41.824	**27**	1:49.391	2:44.960
18	1:41.446	4:00.086	**75**	2:26.546	2:41.381	**75**	2:29.806	2:42.044	**27**	2:08.905	2:44.643	**51**	1:54.950	2:46.139
20	1:47.291	2:42.495	**51**	2:26.821	2:46.399	**27**	2:36.073	2:46.211	**777**	2:09.446	2:43.273	**24**	1:56.358	2:47.222
55	1:53.827	3:13.266	**27**	2:28.646	2:43.651	**51**	2:37.266	2:49.229	**51**	2:13.285	2:47.830	**146**	2:02.931	2:47.170
66	1:59.188	2:46.503	**24**	2:30.815	4:17.695	**24**	2:37.578	2:45.547	**24**	2:13.610	2:47.843	**217**	2:04.180	2:50.241
117	2:03.544	2:44.679	**777**	2:34.336	2:43.682	**777**	2:37.984	2:42.432	**217**	2:18.413	2:47.109	**57**	2:04.384	2:48.143
51	2:13.314	2:46.294	**55**	2:35.210	3:14.275 **P**	**217**	2:43.115	2:46.129	**146**	2:20.235	2:46.857	**26**	2:18.596	2:47.584
27	2:17.887	4:16.137	**146**	2:35.461	4:16.858	**146**	2:45.189	2:48.512	**57**	2:20.715	2:46.561	**54**	2:29.912	2:52.316
75	2:18.057	2:42.009	**217**	2:35.770	4:15.409	**57**	2:45.965	2:47.627	**26**	2:35.486	2:47.576	**588**	2:37.085	2:55.702
777	2:23.546	4:12.090	**57**	2:37.122	2:45.828	**588**	2:59.481	4:12.173	**54**	2:42.070	2:52.740	**104**	2:40.314	2:51.588
57	2:24.186	2:47.148				**26**	2:59.721	2:46.946	**588**	2:45.857	2:58.187			
						54	3:01.141	2:51.888	**104**	2:53.200	4:27.412			

Weather / Track : Cloudy / Drying

Silverstone GP
Circuit Length = 3.6604 miles
Start: 16:22 Flag 17:08 End: 17:11

Silverstone Classic

Transatlantic Trophy for Pre '66 Touring Cars

RACE 9 - LAP CHART

LAP 11	@ 16:57:36.386	
NO	BEHIND	LAP TIME
166		2:35.418
9	0.690	2:34.712
113	12.269	2:37.200
999	14.475	2:37.845
30	22.497	2:39.290
79	22.933	2:36.401
28	1 Lap	2:54.034
34	28.222	2:39.605
35	29.182	2:38.727
2	39.957	2:41.134
141	1 Lap	2:56.136
46	43.550	2:40.587
170	44.416	2:42.675
244	44.441	2:41.090
164	1 Lap	2:55.753
3	50.907	2:43.950
4	51.119	2:41.729
33	52.015	2:39.787
36	55.357	2:39.523
193	57.843	2:51.322 **P**
85	59.461	2:40.140
20	1:00.819	2:42.456
191	1:01.067	2:40.025
711	1:02.147	2:42.160
18	1:02.209	2:43.043
180	1:11.256	2:45.671
93	1:11.517	2:43.189
98	1:12.440	2:47.897
49	1:12.929	2:49.396
21	1:15.490	4:05.097
10	1:16.849	2:42.644
169	1:21.307	2:43.198
29	1:24.335	2:58.701 **P**
117	1:29.304	2:43.942
135	1:30.012	2:41.843
75	1:30.396	2:41.885
66	1:31.504	2:45.023
82	1:33.865	2:46.936
777	1:41.183	2:42.967
27	1:43.590	2:43.806
51	1:50.703	2:45.360
24	1:53.664	2:46.913
146	2:00.700	2:47.376
55	1 Lap	3:13.125
217	2:02.103	2:47.530
57	2:04.164	2:49.387
26	2:15.173	2:46.184
54	2:32.098	2:51.793

LAP 12	@ 17:00:18.807	
NO	BEHIND	LAP TIME
9		2:41.731
104	1 Lap	2:52.955
588	1 Lap	2:57.193
166	3.367	2:45.788
113	7.409	2:37.561
999	10.797	2:38.743
79	17.260	2:36.748
30	18.976	2:38.900
35	25.222	2:38.461
34	26.610	2:40.809
28	1 Lap	2:51.763
2	37.483	2:39.947
46	41.858	2:40.729
244	43.224	2:41.204
170	44.889	2:42.894
4	51.916	2:43.218
141	1 Lap	2:54.413
36	53.473	2:40.537
33	53.722	2:44.128
3	54.753	2:46.267
85	56.821	2:39.781
191	57.313	2:38.667
164	1 Lap	2:55.297
20	59.939	2:41.541
711	1:00.705	2:40.979
18	1:02.262	2:42.474
93	1:10.944	2:41.848
180	1:11.258	2:42.423
98	1:12.186	2:42.167
10	1:18.091	2:43.663
21	1:18.516	2:45.447
49	1:18.682	2:48.174
169	1:21.170	2:42.284
75	1:30.237	2:42.262
135	1:30.569	2:42.978
117	1:31.653	2:44.770
66	1:33.170	2:44.087
82	1:37.345	2:45.901
777	1:41.331	2:42.569
27	1:45.872	2:44.703
51	1:54.064	2:45.782
146	2:05.250	2:46.971
217	2:06.404	2:46.722
57	2:08.758	2:47.015
26	2:19.300	2:46.548
55	1 Lap	3:13.032

LAP 13	@ 17:03:00.277	
NO	BEHIND	LAP TIME
166		2:38.103
9	0.887	2:42.357
54	1 Lap	2:54.476
113	5.388	2:39.449
999	10.743	2:41.416
79	13.719	2:37.929
104	1 Lap	2:56.132
30	17.365	2:39.859
588	1 Lap	2:59.688
35	23.421	2:39.669
34	23.967	2:38.827
2	36.340	2:40.327
46	41.914	2:41.526
244	42.121	2:40.367
28	1 Lap	2:53.236
170	44.424	2:41.005
36	52.232	2:40.229
4	52.468	2:42.022
33	52.630	2:40.378
85	53.697	2:38.346
191	54.869	2:39.026
3	55.042	2:41.759 **P**
20	59.796	2:41.327
711	1:01.263	2:42.028
141	1 Lap	2:53.046
18	1:04.829	2:44.037
93	1:10.417	2:40.943
180	1:11.335	2:41.547
98	1:12.811	2:42.095
164	1 Lap	2:55.696
10	1:18.448	2:41.827
21	1:20.163	2:43.117
169	1:23.699	2:43.999
49	1:26.172	2:48.960
135	1:30.864	2:41.765
75	1:31.466	2:42.699
117	1:33.988	2:43.805
66	1:35.628	2:43.928
777	1:43.300	2:43.439
27	1:49.110	2:44.708
51	1:57.372	2:44.778
217	2:10.568	2:45.634
146	2:10.910	2:47.130
57	2:12.548	2:45.260
26	2:24.409	2:46.579

LAP 14	@ 17:05:37.008	
NO	BEHIND	LAP TIME
166		2:36.731
9	0.853	2:36.697
113	6.253	2:37.596
999	12.907	2:38.895
79	13.658	2:36.670
54	1 Lap	2:55.151
35	26.612	2:39.922
34	26.928	2:39.692
55	2 Laps	3:18.121
104	1 Lap	2:52.696
30	33.786	2:53.152
2	39.931	2:40.322
588	1 Lap	2:59.173
244	46.036	2:40.646
46	46.578	2:41.395
170	48.146	2:40.453
36	56.025	2:40.524
85	56.436	2:39.470
4	59.708	2:43.971
28	1 Lap	2:53.465
20	1:04.721	2:41.656
711	1:04.963	2:40.431
18	1:12.435	2:44.337
93	1:15.231	2:41.545
180	1:17.020	2:42.416
98	1:18.228	2:42.148
141	1 Lap	2:53.801
10	1:25.350	2:43.633
21	1:26.227	2:42.795
169	1:29.723	2:42.755
164	1 Lap	2:55.941
49	1:37.051	2:47.610
135	1:37.385	2:43.252
75	1:37.646	2:42.911
117	1:43.271	2:46.014
66	1:43.466	2:44.569
777	1:48.970	2:42.401
27	1:58.121	2:45.742
51	2:08.528	2:47.887
217	2:19.853	2:46.016
57	2:22.523	2:46.706
26	2:37.114	2:49.436

LAP 15	@ 17:08:26.250	
NO	BEHIND	LAP TIME
166		2:49.242
9	0.868	2:49.257
113	1.038	2:44.027
79	1.564	2:37.148
999	6.733	2:43.068
35	20.793	2:43.423
34	21.176	2:43.490
54	1 Lap	2:54.090
2	33.062	2:42.373
104	1 Lap	2:53.581
46	38.597	2:41.261
244	38.873	2:42.079
170	41.777	2:42.873
36	47.899	2:41.116
85	48.358	2:41.164
588	1 Lap	2:57.965
4	51.890	2:41.424
20	1:01.811	2:46.332
711	1:02.100	2:46.379
55	2 Laps	3:21.611
28	1 Lap	2:55.519
18	1:07.578	2:44.385
93	1:08.316	2:42.327
180	1:09.431	2:41.653
98	1:11.907	2:42.921
10	1:18.189	2:42.081
21	1:19.049	2:42.064
169	1:22.826	2:42.345
141	1 Lap	2:53.724
135	1:32.608	2:44.465
75	1:32.905	2:44.501
49	1:36.838	2:49.029
164	1 Lap	2:57.124
117	1:41.650	2:47.621
66	1:41.838	2:47.614
777	1:42.190	2:42.462
27	1:54.801	2:45.922
51	2:08.851	2:49.565
217	2:17.371	2:46.760
57	2:21.253	2:47.972
26	2:35.522	2:47.650

Weather / Track : Cloudy / Drying

Silverstone GP
Circuit Length = 3.6604 miles
Start: 16:22 Flag 17:08 End: 17:11

Silverstone Classic

Transatlantic Trophy for Pre '66 Touring Cars

RACE 9 - SECTOR ANALYSIS

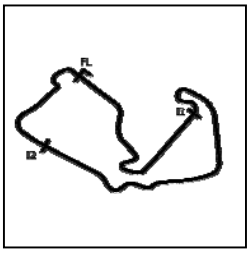

SECTOR 1 = FL to I1, SECTOR 2 = I1 to I2, SECTOR 3 = I2 to FL, DIFF = Difference To Personal Best Lap, P = Crossed Finish Line in Pit Lane, D = Time Disallowed

P1 166 THA FENN / HILL — Ford Mustang

IDEAL LAP TIME : 2:35.225 BEST LAP TIME : 2:35.418 DIFFERENCE : 0.193

LAP	SECTOR 1		SECTOR 2		SECTOR 3		LAP TIME		MPH	DIFF	TIME OF DAY
1 -				49.5	52.316	56.9	3:45.491		58.44	1:10.073	16:25:53.594
2 -	52.796	114.5	1:17.269	132.6	33.867	85.5	2:43.932		80.38	8.514	16:28:37.526
3 -	1:18.843	37.0	2:36.971	48.2	58.043	46.9	4:53.857		44.84	2:18.439	16:33:31.383
4 -	1:24.991	53.3	2:27.645	51.7	IN PIT		4:33.778	P	48.13	1:58.360	16:38:05.161
5 -	OUTLAP	124.5	1:15.326	132.1	33.247	***86.4***	3:56.562		55.70	1:21.144	16:42:01.723
6 -	47.254	125.4	1:15.249	***133.4***	33.294	84.4	2:35.797	(3)	84.58	0.379	16:44:37.520
7 -	47.239	124.2	1:15.486	132.3	33.141	***86.4***	2:35.866		84.54	0.448	16:47:13.386
8 -	47.063	***126.3***	1:15.509	131.3	33.437	86.2	2:36.009		84.46	0.591	16:49:49.395
9 -	47.334	125.6	***1:15.189***	131.5	33.374	86.0	2:35.897		84.52	0.479	16:52:25.292
10 -	47.241	125.2	1:15.216	131.0	33.219	86.0	2:35.676	(2)	84.64	0.258	16:55:00.968
11 -	47.027	125.2	1:15.268	131.8	***33.123***	85.5	***2:35.418***	(1)	***84.78***		***16:57:36.386***
12 -	***46.913***	125.9	1:16.011	131.5	42.864	82.4	2:45.788		79.48	10.370	17:00:22.174
13 -	48.159	121.7	1:16.564	128.8	33.380	85.1	2:38.103		83.34	2.685	17:03:00.277
14 -	47.756	122.6	1:15.756	129.8	33.219	83.8	2:36.731		84.07	1.313	17:05:37.008
15 -	47.827	122.9	1:17.282	92.0	44.133	57.3	2:49.242		77.86	13.824	17:08:26.250

P2 9 THA Craig DAVIES — Ford Mustang

IDEAL LAP TIME : 2:34.556 BEST LAP TIME : 2:34.712 DIFFERENCE : 0.156

LAP	SECTOR 1		SECTOR 2		SECTOR 3		LAP TIME		MPH	DIFF	TIME OF DAY
1 -				54.3	50.891	69.8	3:46.347		58.21	1:11.635	16:25:54.450
2 -	52.140	115.9	1:16.144	139.2	33.458	85.8	2:41.742		81.47	7.030	16:28:36.192
3 -	1:18.196	40.4	2:36.836	48.4	58.907	47.2	4:53.939		44.83	2:19.227	16:33:30.131
4 -	1:24.170	52.1	2:27.325	61.5	42.996	86.7	4:34.491		48.00	1:59.779	16:38:04.622
5 -	47.666	112.2	1:16.782	132.8	33.453	87.9	2:37.901		83.45	3.189	16:40:42.523
6 -	47.021	119.8	1:15.478	***139.8***	33.796	86.4	2:36.295	(3)	84.31	1.583	16:43:18.818
7 -	47.199	125.6	1:15.133	134.2	IN PIT		2:32.892	P	86.19		16:45:51.710
8 -	OUTLAP	122.0	1:15.829	136.1	33.526	***88.3***	3:57.960		55.37	1:23.248	16:49:49.670
9 -	47.455	***132.3***	1:14.990	136.6	33.436	85.5	2:35.881	(2)	84.53	1.169	16:52:25.551
10 -	47.557	129.5	1:15.783	131.5	33.473	85.9	2:36.813		84.03	2.101	16:55:02.364
11 -	46.894	126.3	***1:14.566***	133.6	***33.252***	87.4	***2:34.712***	(1)	***85.17***		***16:57:37.076***
12 -	***46.738***	125.2	1:16.050	136.1	38.943	81.2	2:41.731		81.47	7.019	17:00:18.807
13 -	50.275	103.2	1:18.469	129.8	33.613	86.2	2:42.357		81.16	7.645	17:03:01.164
14 -	47.418	119.6	1:15.739	134.2	33.540	87.0	2:36.697		84.09	1.985	17:05:37.861
15 -	47.440	116.1	1:17.231	82.9	44.586	60.8	2:49.257		77.85	14.545	17:08:27.118

P3 113 THC Andy WOLFE — Ford Lotus Cortina

IDEAL LAP TIME : 2:36.274 BEST LAP TIME : 2:36.851 DIFFERENCE : 0.577

LAP	SECTOR 1		SECTOR 2		SECTOR 3		LAP TIME		MPH	DIFF	TIME OF DAY
1 -				56.7	51.249	62.1	3:45.910		58.33	1:09.059	16:25:54.013
2 -	53.994	113.1	1:16.761	119.1	34.270	81.7	2:45.025		79.85	8.174	16:28:39.038
3 -	1:18.985	36.2	2:37.581	42.8	57.780	45.6	4:54.346		44.76	2:17.495	16:33:33.384
4 -	1:25.745	52.9	2:26.839	64.1	IN PIT		4:32.942	P	48.28	1:56.091	16:38:06.326
5 -	OUTLAP	112.7	1:16.287	119.6	***32.593***	86.3	3:58.137		55.33	1:21.286	16:42:04.463
6 -	48.078	113.5	***1:15.999***	***120.0***	32.774	***86.4***	***2:36.851***	(1)	***84.01***		***16:44:41.314***
7 -	47.849	113.5	1:16.250	119.6	32.909	86.0	2:37.008	(2)	83.93	0.157	16:47:18.322
8 -	47.933	112.2	1:16.145	119.6	32.966	85.7	2:37.044	(3)	83.91	0.193	16:49:55.366
9 -	48.161	112.4	1:16.539	118.3	33.842	85.8	2:38.542		83.11	1.691	16:52:33.908
10 -	48.402	112.0	1:16.156	118.7	32.989	86.0	2:37.547		83.64	0.696	16:55:11.455
11 -	***47.682***	***114.5***	1:16.672	118.5	32.846	86.2	2:37.200		83.82	0.349	16:57:48.655
12 -	48.140	112.0	1:16.136	118.9	33.285	85.0	2:37.561		83.63	0.710	17:00:26.216
13 -	49.552	112.5	1:16.725	119.4	33.172	86.3	2:39.449		82.64	2.598	17:03:05.665
14 -	48.029	113.1	1:16.424	119.1	33.143	85.9	2:37.596		83.61	0.745	17:05:43.261
15 -	48.370	112.4	1:16.534	118.3	39.123	67.3	2:44.027		80.33	7.176	17:08:27.288

Weather / Track : Cloudy / Drying

Silverstone GP
Circuit Length = 3.6604 miles
Start: 16:22 Flag 17:08 End: 17:11

Silverstone Classic

Transatlantic Trophy for Pre '66 Touring Cars

RACE 9 - SECTOR ANALYSIS

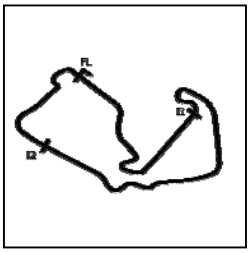

SECTOR 1 = FL to I1, SECTOR 2 = I1 to I2, SECTOR 3 = I2 to FL, DIFF = Difference To Personal Best Lap, P = Crossed Finish Line in Pit Lane, D = Time Disallowed

P4 79 THC MARTIN / SOPER — Ford Lotus Cortina

IDEAL LAP TIME : 2:35.696 BEST LAP TIME : 2:36.169 DIFFERENCE : 0.473

LAP	SECTOR 1		SECTOR 2		SECTOR 3		LAP TIME		MPH	DIFF	TIME OF DAY
1 -				57.1	51.552	58.2	3:45.759		58.37	1:09.590	16:25:53.862
2 -	54.877	111.1	1:18.458	117.9	33.574	83.9	2:46.909		78.95	10.740	16:28:40.771
3 -	1:18.388	33.6	2:37.439	41.4	57.909	46.2	4:53.736		44.86	2:17.567	16:33:34.507
4 -	1:26.276	51.3	2:26.635	52.5	42.433	84.7	4:35.344		47.85	1:59.175	16:38:09.851
5 -	51.163	108.7	1:18.251	119.8	34.296	81.3	2:43.710		80.49	7.541	16:40:53.561
6 -	50.016	114.3	1:18.783	***121.5***	IN PIT		2:41.436	**P**	81.62	5.267	16:43:34.997
7 -	OUTLAP	114.7	1:16.867	120.9	33.105	83.0	3:58.223		55.31	1:22.054	16:47:33.220
8 -	48.192	113.5	1:15.800	120.9	***32.415***	86.8	2:36.407	**(3)**	84.25	0.238	16:50:09.627
9 -	***47.610***	115.7	1:15.804	121.1	32.755	86.1	***2:36.169***	**(1)**	***84.38***		***16:52:45.796***
10 -	48.298	***116.1***	1:16.275	120.4	32.549	86.8	2:37.122		83.86	0.953	16:55:22.918
11 -	48.176	114.9	***1:15.671***	121.1	32.554	85.7	2:36.401	**(2)**	84.25	0.232	16:57:59.319
12 -	48.192	114.9	1:15.886	120.0	32.670	85.9	2:36.748		84.06	0.579	17:00:36.067
13 -	47.755	114.7	1:17.127	121.1	33.047	***87.1***	2:37.929		83.44	1.760	17:03:13.996
14 -	47.872	114.7	1:16.264	120.6	32.534	86.1	2:36.670		84.11	0.501	17:05:50.666
15 -	48.082	113.5	1:15.768	120.2	33.298	68.9	2:37.148		83.85	0.979	17:08:27.814

P5 999 THA Benji HETHERINGTON — Ford Mustang

IDEAL LAP TIME : 2:36.688 BEST LAP TIME : 2:37.489 DIFFERENCE : 0.801

LAP	SECTOR 1		SECTOR 2		SECTOR 3		LAP TIME		MPH	DIFF	TIME OF DAY
1 -				51.8	50.472	70.6	3:46.721		58.12	1:09.232	16:25:54.824
2 -	53.936	112.7	1:18.547	127.8	34.598	86.5	2:47.081		78.87	9.592	16:28:41.905
3 -	1:18.199	33.5	2:37.898	39.0	57.153	46.8	4:53.250		44.93	2:15.761	16:33:35.155
4 -	1:27.016	56.3	2:26.275	60.7	41.879	87.0	4:35.170		47.88	1:57.681	16:38:10.325
5 -	49.613	117.5	1:15.954	126.3	***33.622***	86.5	2:39.189		82.78	1.700	16:40:49.514
6 -	47.341	120.4	1:17.135	126.8	33.650	85.4	2:38.126	**(3)**	83.33	0.637	16:43:27.640
7 -	47.651	118.7	1:16.471	127.3	IN PIT		2:35.886	**P**	84.53		16:46:03.526
8 -	OUTLAP	121.7	***1:15.916***	127.8	33.766	87.0	3:53.308		56.48	1:15.819	16:49:56.834
9 -	***47.150***	118.9	1:16.005	***128.0***	34.334	***87.6***	***2:37.489***	**(1)**	***83.67***		***16:52:34.323***
10 -	48.397	118.5	1:16.563	126.8	33.733	86.7	2:38.693		83.03	1.204	16:55:13.016
11 -	47.394	***122.4***	1:16.672	127.5	33.779	86.8	2:37.845	**(2)**	83.48	0.356	16:57:50.861
12 -	47.282	122.2	1:16.237	127.3	35.224	65.3	2:38.743		83.01	1.254	17:00:29.604
13 -	49.308	113.9	1:17.411	127.0	34.697	70.2	2:41.416		81.63	3.927	17:03:11.020
14 -	48.424	120.9	1:16.550	124.5	33.921	86.3	2:38.895		82.93	1.406	17:05:49.915
15 -	49.698	118.5	1:17.760	123.3	35.610	73.5	2:43.068		80.81	5.579	17:08:32.983

P6 35 THA Mark BURTON — Ford Mustang

IDEAL LAP TIME : 2:37.684 BEST LAP TIME : 2:38.461 DIFFERENCE : 0.777

LAP	SECTOR 1		SECTOR 2		SECTOR 3		LAP TIME		MPH	DIFF	TIME OF DAY
1 -				54.9	49.910	73.9	3:48.095		57.77	1:09.634	16:25:56.198
2 -	55.578	110.0	1:19.789	***129.3***	33.784	83.9	2:49.151		77.90	10.690	16:28:45.349
3 -	1:19.518	38.0	2:37.816	39.2	56.867	47.3	4:54.201		44.79	2:15.740	16:33:39.550
4 -	1:29.256	44.1	2:23.756	74.5	39.784	86.2	4:32.796		48.30	1:54.335	16:38:12.346
5 -	48.975	106.3	1:17.733	126.6	34.127	84.2	2:40.835		81.93	2.374	16:40:53.181
6 -	48.063	113.9	1:17.327	128.5	33.940	80.4	2:39.330	**(3)**	82.70	0.869	16:43:32.511
7 -	49.225	121.7	1:16.539	127.5	***33.624***	86.0	2:39.388		82.67	0.927	16:46:11.899
8 -	48.281	120.4	1:16.354	128.3	IN PIT		2:36.035	**P**	84.45		16:48:47.934
9 -	OUTLAP	117.5	***1:16.237***	128.0	33.973	88.0	3:57.571		55.46	1:19.110	16:52:45.505
10 -	48.009	119.1	1:18.775	128.3	34.552	83.7	2:41.336		81.67	2.875	16:55:26.841
11 -	48.213	121.1	1:16.643	121.7	33.871	***88.1***	2:38.727	**(2)**	83.02	0.266	16:58:05.568
12 -	***47.823***	118.7	1:16.541	128.0	34.097	86.3	***2:38.461***	**(1)**	***83.16***		***17:00:44.029***
13 -	48.733	119.6	1:16.686	127.5	34.250	86.5	2:39.669		82.53	1.208	17:03:23.698
14 -	48.749	123.3	1:16.963	127.5	34.210	82.8	2:39.922		82.40	1.461	17:06:03.620
15 -	48.686	***124.5***	1:19.588	128.0	35.149	83.5	2:43.423		80.63	4.962	17:08:47.043

Weather / Track : Cloudy / Drying

Silverstone GP
Circuit Length = 3.6604 miles
Start: 16:22 Flag 17:08 End: 17:11

Silverstone Classic

Transatlantic Trophy for Pre '66 Touring Cars

RACE 9 - SECTOR ANALYSIS

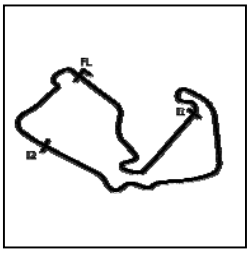

SECTOR 1 = FL to I1, SECTOR 2 = I1 to I2, SECTOR 3 = I2 to FL, DIFF = Difference To Personal Best Lap, P = Crossed Finish Line in Pit Lane, D = Time Disallowed

P7 34 THC Shaun BALFE Ford Lotus Cortina

IDEAL LAP TIME : 2:38.414 BEST LAP TIME : 2:38.731 DIFFERENCE : 0.317

LAP	SECTOR 1		SECTOR 2		SECTOR 3		LAP TIME		MPH	DIFF	TIME OF DAY
1 -				53.6	49.712	74.2	3:47.314		57.97	1:08.583	16:25:55.417
2 -	54.112	114.3	1:17.897	119.6	34.808	85.1	2:46.817		78.99	8.086	16:28:42.234
3 -	1:18.583	33.7	2:37.806	40.3	57.889	45.4	4:54.278		44.78	2:15.547	16:33:36.512
4 -	1:26.731	55.8	2:26.419	62.6	41.366	85.1	4:34.516		48.00	1:55.785	16:38:11.028
5 -	49.949	111.4	1:17.651	120.2	IN PIT		2:40.195	P	82.26	1.464	16:40:51.223
6 -	OUTLAP	***115.3***	1:17.035	119.6	33.456	84.9	3:55.829		55.87	1:17.098	16:44:47.052
7 -	***48.661***	113.7	***1:16.821***	***120.4***	33.249	85.0	***2:38.731***	**(1)**	***83.01***		***16:47:25.783***
8 -	48.851	111.6	1:16.917	118.9	33.113	***85.3***	2:38.881	**(3)**	82.94	0.150	16:50:04.664
9 -	48.787	113.1	1:17.517	117.5	33.596	84.6	2:39.900		82.41	1.169	16:52:44.564
10 -	48.872	112.2	1:17.756	116.1	33.811	84.4	2:40.439		82.13	1.708	16:55:25.003
11 -	48.919	110.7	1:17.422	116.9	33.264	84.4	2:39.605		82.56	0.874	16:58:04.608
12 -	48.947	110.0	1:18.510	116.9	33.352	84.4	2:40.809		81.94	2.078	17:00:45.417
13 -	48.880	111.8	1:17.015	118.3	***32.932***	85.1	2:38.827	**(2)**	82.96	0.096	17:03:24.244
14 -	49.120	113.5	1:17.161	118.3	33.411	83.9	2:39.692		82.52	0.961	17:06:03.936
15 -	49.439	112.2	1:19.744	119.4	34.307	80.2	2:43.490		80.60	4.759	17:08:47.426

P8 2 THC Neil BROWN Ford Lotus Cortina

IDEAL LAP TIME : 2:39.247 BEST LAP TIME : 2:39.602 DIFFERENCE : 0.355

LAP	SECTOR 1		SECTOR 2		SECTOR 3		LAP TIME		MPH	DIFF	TIME OF DAY
1 -				56.0	49.821	71.1	3:48.172		57.75	1:08.570	16:25:56.275
2 -	56.063	108.9	1:20.691	118.9	34.462	80.8	2:51.216		76.96	11.614	16:28:47.491
3 -	1:18.821	36.6	2:38.120	39.1	56.781	45.5	4:53.722		44.86	2:14.120	16:33:41.213
4 -	1:28.739	46.5	2:25.243	84.9	IN PIT		4:29.949	P	48.81	1:50.347	16:38:11.162
5 -	OUTLAP	111.6	1:17.798	119.6	33.560	82.7	4:01.674		54.52	1:22.072	16:42:12.836
6 -	49.042	110.1	1:17.857	119.1	33.677	84.6	2:40.576		82.06	0.974	16:44:53.412
7 -	***48.505***	111.6	1:17.676	118.1	33.831	77.5	2:40.012	**(3)**	82.35	0.410	16:47:33.424
8 -	48.828	***113.5***	***1:17.263***	***120.6***	33.511	84.6	***2:39.602***	**(1)**	***82.56***		***16:50:13.026***
9 -	48.771	112.0	1:18.639	118.1	33.776	***85.7***	2:41.186		81.75	1.584	16:52:54.212
10 -	48.986	110.9	1:18.507	118.3	33.504	83.2	2:40.997		81.85	1.395	16:55:35.209
11 -	48.998	111.4	1:17.846	118.3	34.290	***85.7***	2:41.134		81.78	1.532	16:58:16.343
12 -	48.948	111.8	1:17.520	118.3	***33.479***	85.2	2:39.947	**(2)**	82.38	0.345	17:00:56.290
13 -	49.033	112.9	1:17.746	118.7	33.548	84.4	2:40.327		82.19	0.725	17:03:36.617
14 -	48.866	112.5	1:17.362	119.8	34.094	82.7	2:40.322		82.19	0.720	17:06:16.939
15 -	49.352	110.9	1:17.705	119.4	35.316	83.2	2:42.373		81.15	2.771	17:08:59.312

P9 46 THD Ian CURLEY Austin Mini Cooper S

IDEAL LAP TIME : 2:39.749 BEST LAP TIME : 2:40.533 DIFFERENCE : 0.784

LAP	SECTOR 1		SECTOR 2		SECTOR 3		LAP TIME		MPH	DIFF	TIME OF DAY
1 -				57.9	48.235	74.7	3:51.898		56.82	1:11.365	16:26:00.001
2 -	54.035	107.7	1:20.502	114.3	34.809	79.2	2:49.346		77.81	8.813	16:28:49.347
3 -	1:20.357	33.9	2:38.989	37.5	56.020	41.8	4:55.366		44.61	2:14.833	16:33:44.713
4 -	1:30.661	45.4	2:25.483	68.8	36.510	82.3	4:32.654		48.33	1:52.121	16:38:17.367
5 -	49.827	107.2	1:18.825	111.6	33.383	81.9	2:42.035		81.32	1.502	16:40:59.402
6 -	49.177	106.6	1:18.924	113.7	IN PIT		2:38.315	P	83.23		16:43:37.717
7 -	OUTLAP	106.3	1:18.669	111.6	33.213	81.6	3:59.468		55.02	1:18.935	16:47:37.185
8 -	49.027	105.5	1:18.526	110.9	33.236	81.5	2:40.789		81.95	0.256	16:50:17.974
9 -	49.240	107.8	1:18.705	***114.5***	***32.897***	***82.7***	2:40.842		81.93	0.309	16:52:58.816
10 -	48.827	107.5	***1:18.100***	113.7	33.606	82.6	***2:40.533***	**(1)**	***82.08***		***16:55:39.349***
11 -	48.772	107.3	1:18.279	113.5	33.536	80.7	2:40.587	**(2)**	82.06	0.054	16:58:19.936
12 -	48.995	105.8	1:18.319	110.7	33.415	81.8	2:40.729	**(3)**	81.98	0.196	17:01:00.665
13 -	49.304	105.5	1:18.293	113.7	33.929	82.1	2:41.526		81.58	0.993	17:03:42.191
14 -	48.940	106.3	1:18.691	110.1	33.764	82.4	2:41.395		81.64	0.862	17:06:23.586
15 -	***48.752***	***108.5***	1:18.783	110.5	33.726	80.9	2:41.261		81.71	0.728	17:09:04.847

Weather / Track : Cloudy / Drying

Silverstone GP
Circuit Length = 3.6604 miles
Start: 16:22 Flag 17:08 End: 17:11

Silverstone Classic

Transatlantic Trophy for Pre '66 Touring Cars

RACE 9 - SECTOR ANALYSIS

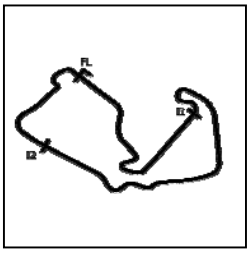

SECTOR 1 = FL to I1, SECTOR 2 = I1 to I2, SECTOR 3 = I2 to FL, DIFF = Difference To Personal Best Lap, P = Crossed Finish Line in Pit Lane, D = Time Disallowed

P10 244 THD Tom BELL Austin Mini Cooper S

IDEAL LAP TIME : 2:39.721 BEST LAP TIME : 2:40.134 DIFFERENCE : 0.413

LAP	SECTOR 1		SECTOR 2		SECTOR 3		LAP TIME		MPH	DIFF	TIME OF DAY
1 -				65.8	46.672	74.8	3:52.135		56.76	1:12.001	16:26:00.238
2 -	53.763	108.0	1:20.229	112.4	34.384	80.2	2:48.376		78.26	8.242	16:28:48.614
3 -	1:19.699	33.7	2:38.597	36.8	56.359	41.9	4:54.655		44.72	2:14.521	16:33:43.269
4 -	1:30.331	49.3	2:25.034	73.6	36.930	81.3	4:32.295		48.39	1:52.161	16:38:15.564
5 -	49.282	107.3	1:18.011	114.1	33.251	81.9	2:40.544	(3)	82.08	0.410	16:40:56.108
6 -	49.128	108.0	1:18.209	***114.7***	34.338	80.7	2:41.675		81.50	1.541	16:43:37.783
7 -	49.205	107.5	1:18.726	111.4	IN PIT		2:39.606	P	82.56		16:46:17.389
8 -	OUTLAP	106.8	1:18.019	113.3	33.216	82.0	4:00.965		54.68	1:20.831	16:50:18.354
9 -	49.218	***108.4***	1:17.869	111.8	33.047	81.9	***2:40.134***	(1)	***82.29***		***16:52:58.488***
10 -	49.220	105.1	1:18.154	***114.7***	33.875	***82.6***	2:41.249		81.72	1.115	16:55:39.737
11 -	49.099	106.8	1:17.864	114.1	34.127	79.3	2:41.090		81.80	0.956	16:58:20.827
12 -	49.638	105.5	1:18.546	110.9	***33.020***	82.3	2:41.204		81.74	1.070	17:01:02.031
13 -	***49.021***	106.3	***1:17.680***	114.3	33.666	82.4	2:40.367	(2)	82.17	0.233	17:03:42.398
14 -	49.266	107.2	1:18.143	108.4	33.237	81.7	2:40.646		82.03	0.512	17:06:23.044
15 -	49.210	104.6	1:18.926	113.3	33.943	81.5	2:42.079		81.30	1.945	17:09:05.123

P11 170 THC Marcus JEWELL Ford Lotus Cortina

IDEAL LAP TIME : 2:39.622 BEST LAP TIME : 2:40.266 DIFFERENCE : 0.644

LAP	SECTOR 1		SECTOR 2		SECTOR 3		LAP TIME		MPH	DIFF	TIME OF DAY
1 -				63.3	48.220	71.8	3:49.778		57.35	1:09.512	16:25:57.881
2 -	54.621	110.5	1:20.653	118.1	34.021	82.3	2:49.295		77.83	9.029	16:28:47.176
3 -	1:18.256	38.5	2:38.067	39.4	57.021	48.5	4:53.344		44.92	2:13.078	16:33:40.520
4 -	1:28.732	43.8	2:25.457	82.0	38.907	83.2	4:33.096		48.25	1:52.830	16:38:13.616
5 -	***48.586***	***114.1***	1:18.198	***120.4***	33.482	82.8	***2:40.266***	(1)	***82.22***		***16:40:53.882***
6 -	49.275	112.9	1:18.726	***120.4***	33.530	84.8	2:41.531		81.58	1.265	16:43:35.413
7 -	48.879	113.9	1:18.672	119.4	33.510	83.9	2:41.061		81.81	0.795	16:46:16.474
8 -	48.776	111.2	***1:17.696***	118.9	IN PIT		2:37.688	P	83.56		16:48:54.162
9 -	OUTLAP	112.2	1:17.720	118.1	33.576	84.0	4:03.658		54.08	1:23.392	16:52:57.820
10 -	48.753	112.2	1:18.214	118.5	***33.340***	84.6	2:40.307	(2)	82.20	0.041	16:55:38.127
11 -	49.340	112.2	1:18.489	118.1	34.846	80.0	2:42.675		81.00	2.409	16:58:20.802
12 -	49.618	112.2	1:19.516	119.1	33.760	***84.9***	2:42.894		80.89	2.628	17:01:03.696
13 -	48.884	113.5	1:18.125	119.4	33.996	82.6	2:41.005		81.84	0.739	17:03:44.701
14 -	48.840	113.3	1:18.048	120.0	33.565	84.4	2:40.453	(3)	82.12	0.187	17:06:25.154
15 -	49.012	111.6	1:19.762	119.1	34.099	82.1	2:42.873		80.90	2.607	17:09:08.027

P12 36 THA BRADSHAW / EVANS Ford Mustang

IDEAL LAP TIME : 2:37.759 BEST LAP TIME : 2:38.357 DIFFERENCE : 0.598

LAP	SECTOR 1		SECTOR 2		SECTOR 3		LAP TIME		MPH	DIFF	TIME OF DAY
1 -				64.6	45.855	76.2	3:53.711		56.38	1:15.354	16:26:01.814
2 -	52.507	107.0	1:22.406	111.8	35.137	79.3	2:50.050		77.49	11.693	16:28:51.864
3 -	1:21.468	37.7	2:41.207	38.7	54.657	49.3	4:57.332		44.32	2:18.975	16:33:49.196
4 -	1:31.272	47.1	2:24.766	72.9	37.214	84.8	4:33.252		48.22	1:54.895	16:38:22.448
5 -	48.203	107.0	1:17.564	127.0	34.219	***86.2***	2:39.986		82.36	1.629	16:41:02.434
6 -	48.620	110.0	1:16.971	124.5	***33.683***	***86.2***	2:39.274	(2)	82.73	0.917	16:43:41.708
7 -	***47.986***	116.1	1:17.013	128.0	34.299	84.7	2:39.298	(3)	82.72	0.941	16:46:21.006
8 -	48.151	118.7	***1:16.090***	132.3	34.116	84.2	***2:38.357***	(1)	***83.21***		***16:48:59.363***
9 -	50.635	122.2	1:16.746	124.9	IN PIT		2:42.942	P	80.87	4.585	16:51:42.305
10 -	OUTLAP	106.8	1:18.694	131.8	34.233	82.6	4:09.915		52.72	1:31.558	16:55:52.220
11 -	48.132	122.0	1:17.168	131.8	34.223	80.6	2:39.523		82.60	1.166	16:58:31.743
12 -	48.317	***124.0***	1:16.717	127.0	35.503	79.4	2:40.537		82.08	2.180	17:01:12.280
13 -	49.012	122.6	1:16.851	***132.8***	34.366	79.9	2:40.229		82.24	1.872	17:03:52.509
14 -	49.300	121.7	1:17.103	131.5	34.121	81.4	2:40.524		82.09	2.167	17:06:33.033
15 -	48.475	119.8	1:18.053	132.3	34.588	78.2	2:41.116		81.79	2.759	17:09:14.149

Weather / Track : Cloudy / Drying

Silverstone GP
Circuit Length = 3.6604 miles
Start: 16:22 Flag 17:08 End: 17:11

Silverstone Classic

Transatlantic Trophy for Pre '66 Touring Cars

RACE 9 - SECTOR ANALYSIS

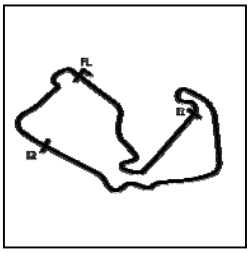

SECTOR 1 = FL to I1, SECTOR 2 = I1 to I2, SECTOR 3 = I2 to FL, DIFF = Difference To Personal Best Lap, P = Crossed Finish Line in Pit Lane, D = Time Disallowed

P13 85 THA N.NAISMITH / H.NAISMITH — Ford Mustang

IDEAL LAP TIME : 2:38.131 BEST LAP TIME : 2:38.346 DIFFERENCE : 0.215

LAP	SECTOR 1		SECTOR 2		SECTOR 3		LAP TIME		MPH	DIFF	TIME OF DAY
1 -				59.4	48.423	78.8	3:51.563		56.90	1:13.217	16:25:59.666
2 -	55.759	102.6	1:21.665	119.6	35.931	77.7	2:53.355		76.01	15.009	16:28:53.021
3 -	1:21.662	36.3	2:41.307	39.3	54.952	47.1	4:57.921		44.23	2:19.575	16:33:50.942
4 -	1:31.123	42.8	2:24.994	64.7	37.480	80.8	4:33.597		48.16	1:55.251	16:38:24.539
5 -	49.221	110.0	1:19.169	127.5	34.772	81.0	2:43.162		80.76	4.816	16:41:07.701
6 -	49.057	113.7	1:17.807	128.0	34.116	83.2	2:40.980		81.85	2.634	16:43:48.681
7 -	48.602	108.4	1:18.216	128.8	33.995	82.3	2:40.813		81.94	2.467	16:46:29.494
8 -	48.782	110.5	1:18.144	128.5	IN PIT		2:41.959	P	81.36	3.613	16:49:11.453
9 -	OUTLAP	113.7	1:16.726	129.8	33.766	81.8	4:03.823		54.04	1:25.477	16:53:15.276
10 -	***48.391***	117.7	1:17.160	128.8	34.880	82.9	2:40.431		82.13	2.085	16:55:55.707
11 -	49.154	108.0	1:17.026	130.0	33.960	80.4	2:40.140		82.28	1.794	16:58:35.847
12 -	49.402	116.3	1:16.716	***131.8***	33.663	83.1	2:39.781	(3)	82.47	1.435	17:01:15.628
13 -	48.606	***122.9***	***1:16.266***	129.8	***33.474***	***84.3***	***2:38.346***	(1)	***83.22***		***17:03:53.974***
14 -	49.141	112.9	1:16.394	130.3	33.935	82.5	2:39.470	(2)	82.63	1.124	17:06:33.444
15 -	48.901	115.5	1:17.481	130.5	34.782	78.8	2:41.164		81.76	2.818	17:09:14.608

P14 4 THC INGRAM / ATTARD — Ford Lotus Cortina

IDEAL LAP TIME : 2:38.966 BEST LAP TIME : 2:40.385 DIFFERENCE : 1.419

LAP	SECTOR 1		SECTOR 2		SECTOR 3		LAP TIME		MPH	DIFF	TIME OF DAY
1 -				61.5	48.519	74.9	3:48.621		57.64	1:08.236	16:25:56.724
2 -	54.438	111.8	1:17.942	116.9	33.690	83.8	2:46.070		79.35	5.685	16:28:42.794
3 -	1:20.291	33.5	2:38.855	40.5	56.226	49.6	4:55.372		44.61	2:14.987	16:33:38.166
4 -	1:29.654	43.0	2:24.045	71.7	39.680	***84.4***	4:33.379		48.20	1:52.994	16:38:11.545
5 -	49.458	110.7	1:17.610	115.9	33.648	84.3	2:40.716	(3)	81.99	0.331	16:40:52.261
6 -	48.756	110.7	1:17.836	115.7	33.793	80.3	***2:40.385***	(1)	***82.16***		***16:43:32.646***
7 -	49.279	110.9	1:18.028	***117.3***	***33.331***	83.8	2:40.638	(2)	82.03	0.253	16:46:13.284
8 -	***48.448***	110.9	***1:17.187***	116.5	IN PIT		2:38.297	P	83.24		16:48:51.581
9 -	OUTLAP	110.5	1:18.939	116.3	33.607	***84.4***	4:11.095		52.48	1:30.710	16:53:02.676
10 -	50.463	111.1	1:18.934	116.5	33.703	84.0	2:43.100		80.79	2.715	16:55:45.776
11 -	48.798	111.4	1:19.029	116.5	33.902	82.7	2:41.729		81.48	1.344	16:58:27.505
12 -	50.413	108.4	1:18.699	115.5	34.106	83.1	2:43.218		80.73	2.833	17:01:10.723
13 -	49.058	110.9	1:18.769	116.1	34.195	81.1	2:42.022		81.33	1.637	17:03:52.745
14 -	50.175	***112.4***	1:18.291	116.9	35.505	83.7	2:43.971		80.36	3.586	17:06:36.716
15 -	49.139	111.2	1:18.144	116.7	34.141	76.1	2:41.424		81.63	1.039	17:09:18.140

P15 20 THD Endaf OWENS — Austin Mini Cooper S

IDEAL LAP TIME : 2:40.793 BEST LAP TIME : 2:41.327 DIFFERENCE : 0.534

LAP	SECTOR 1		SECTOR 2		SECTOR 3		LAP TIME		MPH	DIFF	TIME OF DAY
1 -				64.4	47.206	73.3	3:52.221		56.74	1:10.894	16:26:00.324
2 -	54.362	106.5	1:21.565	111.1	34.401	76.7	2:50.328		77.36	9.001	16:28:50.652
3 -	1:20.453	35.9	2:40.671	39.2	55.685	48.4	4:56.809		44.39	2:15.482	16:33:47.461
4 -	1:30.370	46.7	2:25.482	61.7	IN PIT		4:30.586	P	48.70	1:49.259	16:38:18.047
5 -	OUTLAP	101.9	1:19.283	108.0	33.326	79.9	4:05.567		53.66	1:24.240	16:42:23.614
6 -	50.164	102.9	1:18.848	108.4	33.483	79.7	2:42.495		81.09	1.168	16:45:06.109
7 -	49.644	103.2	1:18.717	108.5	33.329	80.5	2:41.690		81.50	0.363	16:47:47.799
8 -	49.696	102.7	1:18.840	109.8	***33.175***	80.9	2:41.711		81.48	0.384	16:50:29.510
9 -	***49.412***	104.8	1:18.297	***114.3***	33.904	76.8	2:41.613	(3)	81.53	0.286	16:53:11.123
10 -	50.830	105.8	1:19.006	109.8	33.790	80.4	2:43.626		80.53	2.299	16:55:54.749
11 -	49.737	103.5	1:19.284	108.5	33.435	81.0	2:42.456		81.11	1.129	16:58:37.205
12 -	49.788	105.0	1:18.381	110.0	33.372	***81.2***	2:41.541	(2)	81.57	0.214	17:01:18.746
13 -	49.908	104.5	***1:18.206***	109.1	33.213	80.6	***2:41.327***	(1)	***81.68***		***17:04:00.073***
14 -	49.575	104.0	1:18.412	108.2	33.669	80.7	2:41.656		81.51	0.329	17:06:41.729
15 -	49.550	***108.7***	1:20.966	111.8	35.816	78.6	2:46.332		79.22	5.005	17:09:28.061

Weather / Track : Cloudy / Drying

Silverstone GP
Circuit Length = 3.6604 miles
Start: 16:22 Flag 17:08 End: 17:11

Silverstone Classic

Transatlantic Trophy for Pre '66 Touring Cars

RACE 9 - SECTOR ANALYSIS

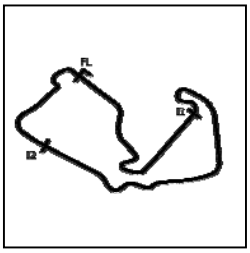

SECTOR 1 = FL to I1, SECTOR 2 = I1 to I2, SECTOR 3 = I2 to FL, DIFF = Difference To Personal Best Lap, P = Crossed Finish Line in Pit Lane, D = Time Disallowed

P16 711 THD Dan LEWIS — Austin Mini Cooper S

IDEAL LAP TIME : 2:39.641 BEST LAP TIME : 2:40.431 DIFFERENCE : 0.790

LAP	SECTOR 1		SECTOR 2		SECTOR 3		LAP TIME		MPH	DIFF	TIME OF DAY
1 -				62.2	46.676	73.5	3:51.554		56.91	1:11.123	16:25:59.657
2 -	55.741	107.7	1:21.117	113.7	34.593	81.7	2:51.451		76.86	11.020	16:28:51.108
3 -	1:21.331	34.8	2:40.759	38.1	55.082	50.4	4:57.172		44.34	2:16.741	16:33:48.280
4 -	1:31.022	46.7	2:24.943	62.9	36.804	82.0	4:32.769		48.31	1:52.338	16:38:21.049
5 -	48.915	109.8	1:18.080	***113.9***	33.850	81.5	2:40.845	(2)	81.92	0.414	16:41:01.894
6 -	48.772	110.1	1:19.559	112.7	33.666	***83.8***	2:41.997		81.34	1.566	16:43:43.891
7 -	49.535	108.9	1:18.853	111.4	34.099	82.8	2:42.487		81.10	2.056	16:46:26.378
8 -	50.146	107.5	1:17.880	112.9	IN PIT		2:43.944	P	80.37	3.513	16:49:10.322
9 -	OUTLAP	108.0	1:17.976	112.2	***33.190***	83.0	4:03.623		54.09	1:23.192	16:53:13.945
10 -	49.584	107.8	1:18.844	113.3	34.000	83.0	2:42.428		81.13	1.997	16:55:56.373
11 -	***48.723***	109.1	1:19.492	113.1	33.945	77.7	2:42.160		81.26	1.729	16:58:38.533
12 -	48.882	110.0	1:18.301	113.3	33.796	83.6	2:40.979	(3)	81.86	0.548	17:01:19.512
13 -	49.583	***110.3***	1:19.089	113.1	33.356	82.3	2:42.028		81.33	1.597	17:04:01.540
14 -	48.915	109.1	***1:17.728***	112.7	33.788	83.4	***2:40.431***	(1)	***82.13***		***17:06:41.971***
15 -	49.035	109.4	1:20.654	111.8	36.690	77.5	2:46.379		79.20	5.948	17:09:28.350

P17 18 THD SMITH / USHER — Austin Mini Cooper S

IDEAL LAP TIME : 2:42.303 BEST LAP TIME : 2:42.474 DIFFERENCE : 0.171

LAP	SECTOR 1		SECTOR 2		SECTOR 3		LAP TIME		MPH	DIFF	TIME OF DAY
1 -		69.1	1:47.770	60.4	45.236	76.4	3:54.594		56.17	1:12.120	16:26:02.697
2 -	52.416	***107.3***	1:20.969	110.7	34.725	76.6	2:48.110		78.38	5.636	16:28:50.807
3 -	1:21.116	34.1	2:40.839	38.1	55.278	47.2	4:57.233		44.33	2:14.759	16:33:48.040
4 -	1:30.466	47.0	2:25.080	62.8	36.240	***80.9***	4:31.786		48.48	1:49.312	16:38:19.826
5 -	***49.437***	105.5	1:19.304	***112.7***	IN PIT		2:40.352	P	82.18		16:41:00.178
6 -	OUTLAP	102.6	1:19.809	106.8	33.919	79.1	4:00.086		54.88	1:17.612	16:45:00.264
7 -	49.796	103.5	1:19.316	109.2	34.106	79.1	2:43.218	(3)	80.73	0.744	16:47:43.482
8 -	50.917	103.7	1:19.590	109.2	33.654	80.3	2:44.161		80.27	1.687	16:50:27.643
9 -	50.003	104.6	1:19.454	110.0	34.130	78.9	2:43.587		80.55	1.113	16:53:11.230
10 -	50.021	105.1	1:19.845	110.7	34.456	80.4	2:44.322		80.19	1.848	16:55:55.552
11 -	49.566	105.0	1:19.837	111.2	***33.640***	78.7	2:43.043	(2)	80.82	0.569	16:58:38.595
12 -	49.603	106.8	***1:19.226***	109.2	33.645	80.1	***2:42.474***	(1)	***81.10***		***17:01:21.069***
13 -	49.921	104.0	1:19.928	108.5	34.188	76.6	2:44.037		80.33	1.563	17:04:05.106
14 -	50.308	102.4	1:19.868	107.0	34.161	79.0	2:44.337		80.18	1.863	17:06:49.443
15 -	49.980	102.2	1:20.290	107.8	34.115	79.7	2:44.385		80.16	1.911	17:09:33.828

P18 93 THC DUNHAM / OWEN — Ford Lotus Cortina

IDEAL LAP TIME : 2:40.526 BEST LAP TIME : 2:40.943 DIFFERENCE : 0.417

LAP	SECTOR 1		SECTOR 2		SECTOR 3		LAP TIME		MPH	DIFF	TIME OF DAY
1 -		58.8	1:46.602	58.4	45.896	76.9	3:55.917		55.85	1:14.974	16:26:04.020
2 -	53.411	106.8	1:22.806	115.5	36.014	77.4	2:52.231		76.51	11.288	16:28:56.251
3 -	1:25.261	34.2	2:41.185	44.4	55.349	60.3	5:01.795		43.66	2:20.852	16:33:58.046
4 -	1:30.685	47.8	2:24.371	59.1	38.348	81.1	4:33.404		48.19	1:52.461	16:38:31.450
5 -	50.131	108.5	1:19.646	115.5	34.533	82.5	2:44.310		80.20	3.367	16:41:15.760
6 -	49.759	110.3	1:19.008	116.3	IN PIT		2:41.272	P	81.71	0.329	16:43:57.032
7 -	OUTLAP	110.3	1:19.321	117.3	33.775	83.5	4:02.338		54.37	1:21.395	16:47:59.370
8 -	49.365	109.6	1:18.976	116.5	33.837	81.8	2:42.178		81.25	1.235	16:50:41.548
9 -	49.118	110.7	1:18.755	116.9	33.662	83.5	2:41.535	(2)	81.57	0.592	16:53:23.083
10 -	49.042	110.5	1:19.063	117.1	***33.526***	83.5	2:41.631		81.53	0.688	16:56:04.714
11 -	49.522	111.1	1:19.113	***117.7***	34.554	83.2	2:43.189		80.75	2.246	16:58:47.903
12 -	49.547	110.1	1:18.477	116.1	33.824	***83.7***	2:41.848		81.42	0.905	17:01:29.751
13 -	49.166	110.5	***1:18.054***	115.9	33.723	83.2	***2:40.943***	(1)	***81.87***		***17:04:10.694***
14 -	***48.946***	***112.4***	1:18.377	116.3	34.222	82.3	2:41.545	(3)	81.57	0.602	17:06:52.239
15 -	49.314	111.2	1:18.418	117.5	34.595	83.1	2:42.327		81.18	1.384	17:09:34.566

Weather / Track : Cloudy / Drying

Silverstone GP
Circuit Length = 3.6604 miles
Start: 16:22 Flag 17:08 End: 17:11

Silverstone Classic

Transatlantic Trophy for Pre '66 Touring Cars

RACE 9 - SECTOR ANALYSIS

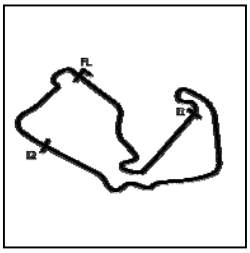

SECTOR 1 = FL to I1, SECTOR 2 = I1 to I2, SECTOR 3 = I2 to FL, DIFF = Difference To Personal Best Lap, P = Crossed Finish Line in Pit Lane, D = Time Disallowed

P19 180 THB Tom SHARP — BMW 1800 Tisa

IDEAL LAP TIME : 2:41.355 BEST LAP TIME : 2:41.547 DIFFERENCE : 0.192

LAP	SECTOR 1		SECTOR 2		SECTOR 3		LAP TIME	MPH	DIFF	TIME OF DAY
1 -			1:47.870	59.9	45.798	75.4	3:54.447	56.20	1:12.900	16:26:02.550
2 -	53.362	***109.4***	1:23.083	114.7	35.117	78.7	2:51.562	76.81	10.015	16:28:54.112
3 -	1:23.955	38.9	2:41.535	41.6	55.492	51.9	5:00.982	43.78	2:19.435	16:33:55.094
4 -	1:30.221	44.7	2:23.825	72.7	37.133	81.7	4:31.179	48.59	1:49.632	16:38:26.273
5 -	50.074	109.1	1:19.525	***115.5***	34.447	81.7	2:44.046	80.32	2.499	16:41:10.319
6 -	50.041	108.4	1:19.779	115.3	34.091	81.8	2:43.911	80.39	2.364	16:43:54.230
7 -	49.826	107.5	1:19.111	113.1	34.226	80.8	2:43.163	80.76	1.616	16:46:37.393
8 -	49.930	106.5	1:19.277	112.7	IN PIT		2:40.494 **P**	82.10		16:49:17.887
9 -	OUTLAP	108.9	1:18.968	115.3	33.641	81.3	4:01.307	54.61	1:19.760	16:53:19.194
10 -	49.754	108.4	1:19.407	113.5	33.616	78.4	2:42.777	80.95	1.230	16:56:01.971
11 -	50.954	107.2	1:20.372	112.7	34.345	81.1	2:45.671	79.54	4.124	16:58:47.642
12 -	49.902	107.3	1:18.915	114.9	33.606	***83.1***	2:42.423	81.13	0.876	17:01:30.065
13 -	49.661	***109.4***	***1:18.337***	113.9	33.549	82.9	***2:41.547*** **(1)**	***81.57***		***17:04:11.612***
14 -	***49.588***	108.7	1:19.105	112.7	33.723	83.0	2:42.416 **(3)**	81.13	0.869	17:06:54.028
15 -	49.603	108.7	1:18.620	112.9	***33.430***	83.0	2:41.653 **(2)**	81.51	0.106	17:09:35.681

P20 98 THC T.PATTLE / G.PATTLE — Ford Lotus Cortina

IDEAL LAP TIME : 2:40.616 BEST LAP TIME : 2:41.788 DIFFERENCE : 1.172

LAP	SECTOR 1		SECTOR 2		SECTOR 3		LAP TIME	MPH	DIFF	TIME OF DAY
1 -				65.9	46.764	71.3	3:50.924	57.06	1:09.136	16:25:59.027
2 -	54.126	109.1	1:24.230	***116.3***	36.014	71.8	2:54.370	75.57	12.582	16:28:53.397
3 -	1:22.084	37.1	2:41.605	41.3	54.995	52.9	4:58.684	44.11	2:16.896	16:33:52.081
4 -	1:30.465	40.9	2:24.957	66.5	37.145	82.2	4:32.567	48.34	1:50.779	16:38:24.648
5 -	49.803	112.7	1:19.648	115.9	33.869	85.7	2:43.320	80.68	1.532	16:41:07.968
6 -	49.412	***113.9***	1:18.714	115.5	33.662	***86.3***	***2:41.788*** **(1)**	***81.45***		***16:43:49.756***
7 -	***48.560***	113.1	***1:18.540***	115.1	IN PIT		2:39.516 **P**	82.61		16:46:29.272
8 -	OUTLAP	110.7	1:19.377	114.3	33.599	85.3	4:06.556	53.44	1:24.768	16:50:35.828
9 -	49.214	108.5	1:19.467	115.5	***33.516***	85.4	2:42.197	81.24	0.409	16:53:18.025
10 -	49.320	112.4	1:19.448	114.9	34.136	78.8	2:42.904	80.89	1.116	16:56:00.929
11 -	51.310	110.5	1:21.053	114.5	35.534	80.7	2:47.897	78.48	6.109	16:58:48.826
12 -	49.026	107.5	1:19.386	115.3	33.755	85.3	2:42.167	81.26	0.379	17:01:30.993
13 -	48.915	103.8	1:19.241	114.9	33.939	82.0	2:42.095 **(2)**	81.29	0.307	17:04:13.088
14 -	49.343	112.2	1:18.988	115.3	33.817	85.1	2:42.148 **(3)**	81.27	0.360	17:06:55.236
15 -	48.842	110.5	1:18.706	114.7	35.373	82.0	2:42.921	80.88	1.133	17:09:38.157

P21 10 THC J.WALKER-TULLEY / R.WALKER — Ford Lotus Cortina

IDEAL LAP TIME : 2:40.744 BEST LAP TIME : 2:41.410 DIFFERENCE : 0.666

LAP	SECTOR 1		SECTOR 2		SECTOR 3		LAP TIME	MPH	DIFF	TIME OF DAY
1 -				69.8	45.952	77.2	3:53.409	56.45	1:11.999	16:26:01.512
2 -	54.420	100.6	1:22.883	117.9	34.895	73.6	2:52.198	76.52	10.788	16:28:53.710
3 -	1:23.393	37.0	2:41.496	42.0	54.924	48.2	4:59.813	43.95	2:18.403	16:33:53.523
4 -	1:30.441	38.2	2:24.474	68.6	37.022	83.7	4:31.937	48.45	1:50.527	16:38:25.460
5 -	50.092	108.7	1:19.288	***118.3***	34.463	83.6	2:43.843	80.42	2.433	16:41:09.303
6 -	49.514	110.0	***1:18.298***	117.5	***33.598***	***84.0***	***2:41.410*** **(1)**	***81.64***		***16:43:50.713***
7 -	49.019	110.1	1:18.354	117.5	IN PIT		2:39.509 **P**	82.61		16:46:30.222
8 -	OUTLAP	107.0	1:20.099	116.7	34.348	82.7	4:14.467	51.78	1:33.057	16:50:44.689
9 -	49.294	110.1	1:19.312	115.3	34.166	81.2	2:42.772	80.95	1.362	16:53:27.461
10 -	49.417	108.9	1:19.641	113.1	34.072	81.8	2:43.130	80.78	1.720	16:56:10.591
11 -	49.413	110.1	1:19.330	114.5	33.901	83.3	2:42.644	81.02	1.234	16:58:53.235
12 -	49.133	***111.1***	1:19.853	116.7	34.677	80.5	2:43.663	80.51	2.253	17:01:36.898
13 -	***48.848***	110.3	1:19.282	116.5	33.697	82.6	2:41.827 **(2)**	81.43	0.417	17:04:18.725
14 -	49.611	108.7	1:19.562	116.1	34.460	82.3	2:43.633	80.53	2.223	17:07:02.358
15 -	49.297	110.0	1:18.822	115.9	33.962	82.3	2:42.081 **(3)**	81.30	0.671	17:09:44.439

Weather / Track : Cloudy / Drying

Silverstone GP
Circuit Length = 3.6604 miles
Start: 16:22 Flag 17:08 End: 17:11

Silverstone Classic

Transatlantic Trophy for Pre '66 Touring Cars

RACE 9 - SECTOR ANALYSIS

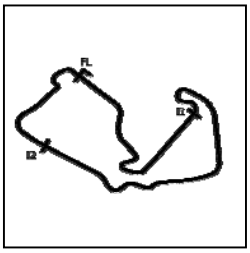

SECTOR 1 = FL to I1, SECTOR 2 = I1 to I2, SECTOR 3 = I2 to FL, DIFF = Difference To Personal Best Lap, P = Crossed Finish Line in Pit Lane, D = Time Disallowed

P22 21 THD Dave EDGECOMBE — Austin Mini Cooper S

IDEAL LAP TIME : 2:41.513 BEST LAP TIME : 2:41.960 DIFFERENCE : 0.447

LAP	SECTOR 1		SECTOR 2		SECTOR 3		LAP TIME		MPH	DIFF	TIME OF DAY
1 -				64.8	46.936	75.7	3:52.404		56.70	1:10.444	16:26:00.507
2 -	54.634	107.0	1:22.386	***113.3***	36.213	74.1	2:53.233		76.06	11.273	16:28:53.740
3 -	1:22.370	37.7	2:41.508	40.3	55.104	50.5	4:58.982		44.07	2:17.022	16:33:52.722
4 -	1:30.517	42.7	2:24.563	65.9	37.380	***81.0***	4:32.460		48.36	1:50.500	16:38:25.182
5 -	50.401	106.1	1:19.946	112.9	34.265	80.9	2:44.612		80.05	2.652	16:41:09.794
6 -	50.411	107.5	1:19.859	112.2	35.533	80.6	2:45.803		79.47	3.843	16:43:55.597
7 -	***49.340***	***108.0***	***1:18.522***	112.7	34.098	79.4	***2:41.960***	**(1)**	***81.36***		***16:46:37.557***
8 -	50.259	105.6	1:18.694	110.7	34.155	79.9	2:43.108		80.79	1.148	16:49:20.665
9 -	50.331	103.7	1:19.167	109.4	33.681	79.8	2:43.179		80.75	1.219	16:52:03.844
10 -	50.562	103.0	1:19.626	108.7	IN PIT		2:42.935	**P**	80.87	0.975	16:54:46.779
11 -	OUTLAP	104.8	1:19.516	109.8	33.971	79.9	4:05.097		53.76	1:23.137	16:58:51.876
12 -	49.688	106.3	1:20.857	107.2	34.902	78.4	2:45.447		79.64	3.487	17:01:37.323
13 -	49.629	105.8	1:19.837	110.1	***33.651***	80.2	2:43.117		80.78	1.157	17:04:20.440
14 -	49.938	105.0	1:19.158	110.7	33.699	79.7	2:42.795	**(3)**	80.94	0.835	17:07:03.235
15 -	49.588	107.2	1:18.794	111.8	33.682	79.0	2:42.064	**(2)**	81.31	0.104	17:09:45.299

P23 169 THC WATTS / GIORDANELLI — Ford Lotus Cortina

IDEAL LAP TIME : 2:41.801 BEST LAP TIME : 2:42.284 DIFFERENCE : 0.483

LAP	SECTOR 1		SECTOR 2		SECTOR 3		LAP TIME		MPH	DIFF	TIME OF DAY
1 -							3:58.458		55.26	1:16.174	16:26:06.561
2 -							2:49.894		77.56	7.610	16:28:56.455
3 -							5:03.558		43.41	2:21.274	16:34:00.013
4 -							4:31.891		48.46	1:49.607	16:38:31.904
5 -							2:44.549		80.08	2.265	16:41:16.453
6 -							2:43.783		80.45	1.499	16:44:00.236
7 -							2:42.641	**(3)**	81.02	0.357	16:46:42.877
8 -					IN PIT		2:29.142	**P**	88.35		16:49:12.019
9 -	OUTLAP	***113.3***	1:19.527	***117.1***	34.063	***85.8***	4:15.972		51.48	1:33.688	16:53:27.991
10 -	49.758	112.7	1:22.450	115.7	34.296	85.1	2:46.504		79.14	4.220	16:56:14.495
11 -	49.297	112.0	1:20.094	116.1	***33.807***	84.9	2:43.198		80.74	0.914	16:58:57.693
12 -	***48.830***	112.2	1:19.626	115.7	33.828	84.6	***2:42.284***	**(1)**	***81.20***		***17:01:39.977***
13 -	50.255	***113.3***	1:19.904	115.9	33.840	83.6	2:43.999		80.35	1.715	17:04:23.976
14 -	49.045	112.2	***1:19.164***	115.5	34.546	84.7	2:42.755		80.96	0.471	17:07:06.731
15 -	48.993	112.5	1:19.342	116.1	34.010	***85.8***	2:42.345	**(2)**	81.17	0.061	17:09:49.076

P24 135 THC REYNOLDS / QUINTERO — Ford Lotus Cortina

IDEAL LAP TIME : 2:41.133 BEST LAP TIME : 2:41.765 DIFFERENCE : 0.632

LAP	SECTOR 1		SECTOR 2		SECTOR 3		LAP TIME		MPH	DIFF	TIME OF DAY
1 -			1:47.398	59.8	45.953	73.4	3:54.740		56.13	1:12.975	16:26:02.843
2 -	54.198	107.2	1:22.818	***116.7***	36.069	75.6	2:53.085		76.13	11.320	16:28:55.928
3 -	1:25.172	34.9	2:41.308	44.1	55.049	59.8	5:01.529		43.70	2:19.764	16:33:57.457
4 -	1:30.620	50.1	2:24.556	60.1	38.383	82.4	4:33.559		48.17	1:51.794	16:38:31.016
5 -	52.155	105.6	1:19.961	115.9	34.358	***83.7***	2:46.474		79.15	4.709	16:41:17.490
6 -	50.330	107.8	1:19.586	114.9	34.265	83.1	2:44.181		80.26	2.416	16:44:01.671
7 -	49.860	108.5	1:19.280	115.7	34.048	83.6	2:43.188		80.75	1.423	16:46:44.859
8 -	49.985	109.6	1:19.749	115.9	IN PIT		2:42.525	**P**	81.08	0.760	16:49:27.384
9 -	OUTLAP	104.3	1:19.748	115.1	34.392	79.0	4:14.586		51.76	1:32.821	16:53:41.970
10 -	50.049	110.5	1:18.694	116.5	33.842	80.3	2:42.585	**(3)**	81.05	0.820	16:56:24.555
11 -	49.531	110.7	1:18.607	116.3	***33.705***	83.1	2:41.843	**(2)**	81.42	0.078	16:59:06.398
12 -	49.917	108.5	1:18.754	116.1	34.307	***83.7***	2:42.978		80.85	1.213	17:01:49.376
13 -	49.666	***110.9***	***1:18.266***	115.1	33.833	83.6	***2:41.765***	**(1)**	***81.46***		***17:04:31.141***
14 -	***49.162***	110.0	1:18.653	115.9	35.437	75.3	2:43.252		80.72	1.487	17:07:14.393
15 -	50.303	109.6	1:19.586	114.1	34.576	80.6	2:44.465		80.12	2.700	17:09:58.858

Weather / Track : Cloudy / Drying

Silverstone GP
Circuit Length = 3.6604 miles
Start: 16:22 Flag 17:08 End: 17:11

Silverstone Classic

Transatlantic Trophy for Pre '66 Touring Cars

RACE 9 - SECTOR ANALYSIS

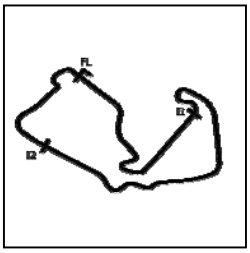

SECTOR 1 = FL to I1, SECTOR 2 = I1 to I2, SECTOR 3 = I2 to FL, DIFF = Difference To Personal Best Lap, P = Crossed Finish Line in Pit Lane, D = Time Disallowed

P25 75 THD EVANS / LITTLEJOHN — Austin Mini Cooper S

IDEAL LAP TIME : 2:41.006 BEST LAP TIME : 2:41.381 DIFFERENCE : 0.375

LAP	SECTOR 1		SECTOR 2		SECTOR 3		LAP TIME		MPH	DIFF	TIME OF DAY
1 -		65.2	1:46.860	55.9	46.817	72.9	3:57.284		55.53	1:15.903	16:26:05.387
2 -	53.476	101.3	1:24.405	***112.4***	36.949	71.6	2:54.830		75.37	13.449	16:29:00.217
3 -	1:31.351	38.0	2:43.293	53.3	55.764	52.9	5:10.408		42.45	2:29.027	16:34:10.625
4 -	1:29.980	59.5	2:20.357	55.2	IN PIT		4:30.908	**P**	48.64	1:49.527	16:38:41.533
5 -	OUTLAP	103.2	1:20.461	94.9	34.126	80.5	4:13.333		52.01	1:31.952	16:42:54.866
6 -	49.796	104.2	1:18.720	110.5	33.493	80.9	2:42.009		81.33	0.628	16:45:36.875
7 -	49.395	105.0	***1:18.363***	110.9	33.623	76.4	***2:41.381***	**(1)**	***81.65***		***16:48:18.256***
8 -	49.849	101.8	1:18.728	107.8	33.467	80.4	2:42.044		81.32	0.663	16:51:00.300
9 -	***49.323***	104.0	1:18.552	110.7	33.949	79.6	2:41.824	**(2)**	81.43	0.443	16:53:42.124
10 -	50.060	103.5	1:19.235	111.2	33.478	81.2	2:42.773		80.95	1.392	16:56:24.897
11 -	49.591	***107.8***	1:18.974	110.3	***33.320***	***81.7***	2:41.885	**(3)**	81.40	0.504	16:59:06.782
12 -	49.386	104.2	1:18.929	107.0	33.947	80.1	2:42.262		81.21	0.881	17:01:49.044
13 -	49.870	102.9	1:19.129	109.8	33.700	80.5	2:42.699		80.99	1.318	17:04:31.743
14 -	49.373	104.3	1:18.555	111.4	34.983	71.0	2:42.911		80.88	1.530	17:07:14.654
15 -	51.091	105.5	1:19.084	111.2	34.326	80.5	2:44.501		80.10	3.120	17:09:59.155

P26 49 THA WELCH / NYBLAEUS — Ford Falcon Sprint

IDEAL LAP TIME : 2:38.652 BEST LAP TIME : 2:39.769 DIFFERENCE : 1.117

LAP	SECTOR 1		SECTOR 2		SECTOR 3		LAP TIME		MPH	DIFF	TIME OF DAY
1 -				61.1	48.619	76.7	3:50.841		57.08	1:11.072	16:25:58.944
2 -	53.981	107.2	1:21.311	***131.5***	35.769	82.3	2:51.061		77.03	11.292	16:28:50.005
3 -	1:20.171	33.3	2:39.337	36.3	55.784	44.6	4:55.292		44.62	2:15.523	16:33:45.297
4 -	1:31.080	44.9	2:25.657	66.4	36.856	83.9	4:33.593		48.16	1:53.824	16:38:18.890
5 -	48.533	***118.7***	1:18.463	128.8	34.439	***85.2***	2:41.435	**(3)**	81.62	1.666	16:41:00.325
6 -	48.537	118.1	1:17.413	128.8	***33.870***	84.5	2:39.820	**(2)**	82.45	0.051	16:43:40.145
7 -	***47.731***	***118.7***	1:17.836	128.3	34.202	84.6	***2:39.769***	**(1)**	***82.48***		***16:46:19.914***
8 -	48.171	117.5	***1:17.051***	129.0	IN PIT		2:37.608	**P**	83.61		16:48:57.522
9 -	OUTLAP	111.2	1:20.178	126.6	35.438	78.8	4:11.858		52.32	1:32.089	16:53:09.380
10 -	52.796	112.7	1:21.643	118.7	36.100	77.9	2:50.539		77.27	10.770	16:55:59.919
11 -	51.249	108.9	1:21.077	125.4	37.070	76.9	2:49.396		77.79	9.627	16:58:49.315
12 -	50.615	116.9	1:21.295	125.6	36.264	76.7	2:48.174		78.35	8.405	17:01:37.489
13 -	51.862	114.3	1:21.461	125.4	35.637	82.3	2:48.960		77.99	9.191	17:04:26.449
14 -	50.225	110.9	1:21.274	127.0	36.111	77.0	2:47.610		78.62	7.841	17:07:14.059
15 -	51.232	109.4	1:21.440	119.8	36.357	81.8	2:49.029		77.96	9.260	17:10:03.088

P27 117 THD Benjamin HATTON — Morris Mini Cooper S

IDEAL LAP TIME : 2:43.656 BEST LAP TIME : 2:43.805 DIFFERENCE : 0.149

LAP	SECTOR 1		SECTOR 2		SECTOR 3		LAP TIME		MPH	DIFF	TIME OF DAY
1 -		63.6	1:46.108	56.3	47.166	76.9	3:58.710		55.20	1:14.905	16:26:06.813
2 -	52.750	***106.1***	1:22.701	108.2	35.336	77.2	2:50.787		77.15	6.982	16:28:57.600
3 -	1:26.643	36.4	2:41.310	51.1	55.547	53.3	5:03.500		43.41	2:19.695	16:34:01.100
4 -	1:30.399	48.6	2:23.602	61.9	IN PIT		4:28.855	**P**	49.01	1:45.050	16:38:29.955
5 -	OUTLAP	100.7	1:20.270	107.2	33.833	79.5	4:07.728		53.19	1:23.923	16:42:37.683
6 -	50.712	101.9	1:20.106	106.8	33.861	78.8	2:44.679		80.02	0.874	16:45:22.362
7 -	50.329	101.9	***1:19.754***	107.2	34.383	78.7	2:44.466		80.12	0.661	16:48:06.828
8 -	50.286	101.9	1:20.311	109.6	33.762	***80.1***	2:44.359	**(3)**	80.17	0.554	16:50:51.187
9 -	50.723	104.2	1:20.350	***110.7***	34.319	79.3	2:45.392		79.67	1.587	16:53:36.579
10 -	50.251	101.9	1:20.607	107.0	34.311	79.0	2:45.169		79.78	1.364	16:56:21.748
11 -	50.207	102.2	1:19.929	107.2	33.806	79.6	2:43.942	**(2)**	80.38	0.137	16:59:05.690
12 -	50.333	101.0	1:20.494	109.1	33.943	79.1	2:44.770		79.97	0.965	17:01:50.460
13 -	***50.199***	103.2	1:19.903	108.0	***33.703***	79.4	***2:43.805***	**(1)**	***80.44***		***17:04:34.265***
14 -	50.314	101.9	1:20.145	106.8	35.555	77.4	2:46.014		79.37	2.209	17:07:20.279
15 -	51.386	101.0	1:21.098	107.2	35.137	78.2	2:47.621		78.61	3.816	17:10:07.900

Weather / Track : Cloudy / Drying

Silverstone GP
Circuit Length = 3.6604 miles
Start: 16:22 Flag 17:08 End: 17:11

Silverstone Classic

Transatlantic Trophy for Pre '66 Touring Cars

RACE 9 - SECTOR ANALYSIS

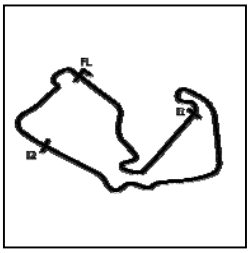

SECTOR 1 = FL to I1, SECTOR 2 = I1 to I2, SECTOR 3 = I2 to FL, DIFF = Difference To Personal Best Lap, P = Crossed Finish Line in Pit Lane, D = Time Disallowed

P28 66 THD CULLEN / MCFADDEN — Austin Mini Cooper S

IDEAL LAP TIME : 2:43.245 BEST LAP TIME : 2:43.928 DIFFERENCE : 0.683

LAP	SECTOR 1		SECTOR 2		SECTOR 3		LAP TIME		MPH	DIFF	TIME OF DAY
1 -		65.5	1:45.644	59.2	45.279	77.0	3:55.245		56.01	1:11.317	16:26:03.348
2 -	53.736	104.6	1:22.898	111.1	35.565	77.7	2:52.199		76.52	8.271	16:28:55.547
3 -	1:23.884	37.5	2:40.743	41.1	55.344	50.3	4:59.971		43.93	2:16.043	16:33:55.518
4 -	1:30.724	46.9	2:24.660	67.0	IN PIT		4:26.248	P	49.49	1:42.320	16:38:21.766
5 -	OUTLAP	103.0	1:20.949	108.7	34.267	80.0	4:09.737		52.76	1:25.809	16:42:31.503
6 -	51.038	103.0	1:21.363	108.9	34.102	79.3	2:46.503		79.14	2.575	16:45:18.006
7 -	51.235	103.7	1:20.678	109.1	33.887	80.0	2:45.800		79.48	1.872	16:48:03.806
8 -	50.815	104.2	1:21.418	108.5	34.092	80.3	2:46.325		79.22	2.397	16:50:50.131
9 -	50.823	103.4	1:21.205	108.9	35.793	80.0	2:47.821		78.52	3.893	16:53:37.952
10 -	50.406	***107.0***	1:20.404	111.8	34.105	79.7	2:44.915		79.90	0.987	16:56:22.867
11 -	50.382	105.3	1:20.790	***112.9***	33.851	***81.7***	2:45.023		79.85	1.095	16:59:07.890
12 -	50.354	104.3	1:19.849	110.1	33.884	80.6	2:44.087	(2)	80.30	0.159	17:01:51.977
13 -	***50.196***	105.3	1:20.012	110.0	***33.720***	81.5	***2:43.928***	(1)	***80.38***		***17:04:35.905***
14 -	50.278	104.2	***1:19.329***	110.9	34.962	77.3	2:44.569	(3)	80.07	0.641	17:07:20.474
15 -	51.092	103.7	1:21.417	112.2	35.105	79.8	2:47.614		78.61	3.686	17:10:08.088

P29 777 THC M.STREEK / O.STREEK — Ford Lotus Cortina

IDEAL LAP TIME : 2:41.633 BEST LAP TIME : 2:42.401 DIFFERENCE : 0.768

LAP	SECTOR 1		SECTOR 2		SECTOR 3		LAP TIME		MPH	DIFF	TIME OF DAY
1 -		94.9	1:42.054	66.4	48.733	67.5	4:01.168		54.64	1:18.767	16:26:09.271
2 -	55.006	107.2	1:23.195	116.7	36.111	73.8	2:54.312		75.59	11.911	16:29:03.583
3 -	1:26.964	39.8	2:43.297	53.4	56.323	55.0	5:06.584		42.98	2:24.183	16:34:10.167
4 -	1:29.322	57.1	2:20.525	62.9	39.985	76.7	4:29.832		48.83	1:47.431	16:38:39.999
5 -	53.038	106.8	1:22.644	115.9	IN PIT		2:50.275	P	77.39	7.874	16:41:30.274
6 -	OUTLAP	110.9	1:20.397	116.7	34.584	82.5	4:12.090		52.27	1:29.689	16:45:42.364
7 -	49.930	109.8	1:19.660	118.1	34.092	82.8	2:43.682		80.50	1.281	16:48:26.046
8 -	49.684	109.2	1:18.658	118.5	34.090	82.7	2:42.432	(2)	81.12	0.031	16:51:08.478
9 -	50.475	***111.8***	1:18.429	118.1	34.369	81.1	2:43.273		80.71	0.872	16:53:51.751
10 -	49.831	110.7	1:18.865	117.5	34.155	82.0	2:42.851		80.91	0.450	16:56:34.602
11 -	49.932	111.1	1:18.949	117.3	***34.086***	80.4	2:42.967		80.86	0.566	16:59:17.569
12 -	49.757	110.7	1:18.616	117.9	34.196	81.4	2:42.569		81.05	0.168	17:02:00.138
13 -	***49.274***	110.3	1:19.484	117.7	34.681	82.2	2:43.439		80.62	1.038	17:04:43.577
14 -	49.916	110.7	1:18.295	117.5	34.190	82.6	***2:42.401***	(1)	***81.14***		***17:07:25.978***
15 -	49.454	109.4	***1:18.273***	***119.1***	34.735	***85.1***	2:42.462	(3)	81.11	0.061	17:10:08.440

P30 27 THD BOTTOMLEY / LEWIS — Morris Mini Cooper S

IDEAL LAP TIME : 2:43.556 BEST LAP TIME : 2:43.651 DIFFERENCE : 0.095

LAP	SECTOR 1		SECTOR 2		SECTOR 3		LAP TIME		MPH	DIFF	TIME OF DAY
1 -		61.0	1:45.731	59.3	45.622	76.1	3:55.325		55.99	1:11.674	16:26:03.428
2 -	54.516	104.6	1:24.347	***109.6***	34.781	79.8	2:53.644		75.88	9.993	16:28:57.072
3 -	1:26.174	36.0	2:41.712	50.6	55.605	54.6	5:03.491		43.42	2:19.840	16:34:00.563
4 -	1:30.183	48.1	2:24.070	63.1	37.759	***80.6***	4:32.012		48.44	1:48.361	16:38:32.575
5 -	51.923	105.0	1:21.183	108.9	IN PIT		2:47.993	P	78.44	4.342	16:41:20.568
6 -	OUTLAP	101.8	1:20.039	107.0	33.961	79.1	4:16.137		51.44	1:32.486	16:45:36.705
7 -	***50.211***	***105.5***	1:19.725	109.4	***33.715***	78.6	***2:43.651***	(1)	***80.52***		***16:48:20.356***
8 -	50.444	102.9	1:21.782	106.1	33.985	78.8	2:46.211		79.28	2.560	16:51:06.567
9 -	50.444	101.9	1:20.194	107.0	34.005	78.5	2:44.643	(3)	80.03	0.992	16:53:51.210
10 -	50.910	102.6	1:20.229	107.5	33.821	78.0	2:44.960		79.88	1.309	16:56:36.170
11 -	50.431	102.7	***1:19.630***	106.6	33.745	79.5	2:43.806	(2)	80.44	0.155	16:59:19.976
12 -	50.382	101.6	1:20.187	107.0	34.134	77.9	2:44.703		80.00	1.052	17:02:04.679
13 -	50.542	102.1	1:20.451	107.0	***33.715***	78.2	2:44.708		80.00	1.057	17:04:49.387
14 -	50.452	100.9	1:20.306	106.8	34.984	78.3	2:45.742		79.50	2.091	17:07:35.129
15 -	50.959	101.0	1:20.344	107.7	34.619	79.3	2:45.922		79.42	2.271	17:10:21.051

Weather / Track : Cloudy / Drying

Silverstone GP
Circuit Length = 3.6604 miles
Start: 16:22 Flag 17:08 End: 17:11

Silverstone Classic

Transatlantic Trophy for Pre '66 Touring Cars

RACE 9 - SECTOR ANALYSIS

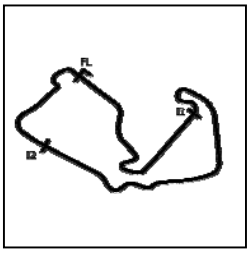

SECTOR 1 = FL to I1, SECTOR 2 = I1 to I2, SECTOR 3 = I2 to FL, DIFF = Difference To Personal Best Lap, P = Crossed Finish Line in Pit Lane, D = Time Disallowed

P31 51 THA Nicholas KING Ford Mustang

IDEAL LAP TIME : 2:44.481 BEST LAP TIME : 2:44.778 DIFFERENCE : 0.297

LAP	SECTOR 1		SECTOR 2		SECTOR 3		LAP TIME		MPH	DIFF	TIME OF DAY
1 -		73.4	1:45.119	65.4	48.181	67.9	4:01.522		54.56	1:16.744	16:26:09.625
2 -	52.216	111.8	1:21.660	118.7	36.968	77.8	2:50.844		77.13	6.066	16:29:00.469
3 -	1:27.594	37.0	2:42.747	54.9	54.253	51.1	5:04.594		43.26	2:19.816	16:34:05.063
4 -	1:31.456	56.5	2:21.203	67.3	IN PIT		4:30.355	P	48.74	1:45.577	16:38:35.418
5 -	OUTLAP	109.8	1:20.265	123.1	34.922	***82.2***	4:10.420		52.62	1:25.642	16:42:45.838
6 -	50.040	107.5	1:20.942	121.7	35.312	81.8	2:46.294		79.24	1.516	16:45:32.132
7 -	50.288	111.1	1:20.459	119.4	35.652	75.7	2:46.399		79.19	1.621	16:48:18.531
8 -	51.582	***112.7***	1:22.014	122.0	35.633	80.7	2:49.229		77.86	4.451	16:51:07.760
9 -	51.555	102.7	1:20.755	121.3	35.520	81.8	2:47.830		78.51	3.052	16:53:55.590
10 -	50.746	***112.7***	1:20.264	***124.5***	35.129	80.6	2:46.139		79.31	1.361	16:56:41.729
11 -	49.826	***112.7***	1:20.374	124.2	35.160	81.4	2:45.360	(2)	79.69	0.582	16:59:27.089
12 -	***49.578***	112.2	1:20.776	122.9	35.428	80.7	2:45.782	(3)	79.48	1.004	17:02:12.871
13 -	49.875	112.2	***1:20.078***	124.2	***34.825***	81.5	***2:44.778***	(1)	***79.97***		***17:04:57.649***
14 -	50.471	110.9	1:20.213	119.4	37.203	73.8	2:47.887		78.49	3.109	17:07:45.536
15 -	50.728	111.1	1:21.171	113.1	37.666	65.4	2:49.565		77.71	4.787	17:10:35.101

P32 217 THD W.LYNCH / F.LYNCH Morris Mini Cooper S

IDEAL LAP TIME : 2:44.393 BEST LAP TIME : 2:45.634 DIFFERENCE : 1.241

LAP	SECTOR 1		SECTOR 2		SECTOR 3		LAP TIME		MPH	DIFF	TIME OF DAY
1 -		89.8	1:42.139	66.7	46.941	70.1	4:01.578		54.54	1:15.944	16:26:09.681
2 -	52.380	104.8	1:22.988	112.5	35.787	76.0	2:51.155		76.99	5.521	16:29:00.836
3 -	1:31.789	38.9	2:43.678	52.8	55.908	50.3	5:11.375		42.32	2:25.741	16:34:12.211
4 -	1:30.516	58.1	2:19.450	67.9	41.132	79.3	4:31.098		48.60	1:45.464	16:38:43.309
5 -	50.583	104.8	1:22.019	109.2	***34.432***	79.4	2:47.034		78.89	1.400	16:41:30.343
6 -	50.454	104.8	1:20.535	110.3	IN PIT		2:41.728	P	81.48		16:44:12.071
7 -	OUTLAP	105.5	1:21.863	***113.3***	34.651	80.2	4:15.409		51.59	1:29.775	16:48:27.480
8 -	50.983	105.6	1:20.270	111.2	34.876	77.5	2:46.129	(3)	79.32	0.495	16:51:13.609
9 -	50.944	106.3	1:20.708	111.1	35.457	58.7	2:47.109		78.85	1.475	16:54:00.718
10 -	53.323	***107.2***	1:21.299	112.7	35.619	57.3	2:50.241		77.40	4.607	16:56:50.959
11 -	52.860	106.5	***1:19.976***	111.6	34.694	80.2	2:47.530		78.65	1.896	16:59:38.489
12 -	50.188	107.0	1:21.890	111.2	34.644	***80.5***	2:46.722		79.04	1.088	17:02:25.211
13 -	***49.985***	107.0	1:20.753	110.9	34.896	79.8	***2:45.634***	(1)	***79.55***		***17:05:10.845***
14 -	50.378	106.0	1:20.207	111.1	35.431	80.1	2:46.016	(2)	79.37	0.382	17:07:56.861
15 -	50.851	105.6	1:20.436	109.4	35.473	79.9	2:46.760		79.02	1.126	17:10:43.621

P33 57 THD William WARD Austin Mini Cooper S

IDEAL LAP TIME : 2:44.952 BEST LAP TIME : 2:45.260 DIFFERENCE : 0.308

LAP	SECTOR 1		SECTOR 2		SECTOR 3		LAP TIME		MPH	DIFF	TIME OF DAY
1 -		91.3	1:32.869	61.4	44.790	76.6	3:59.325		55.06	1:14.065	16:26:07.428
2 -	53.215	104.3	1:23.557	110.1	36.268	70.8	2:53.040		76.15	7.780	16:29:00.468
3 -	1:28.387	37.0	2:43.223	52.3	56.356	51.0	5:07.966		42.78	2:22.706	16:34:08.434
4 -	1:30.158	56.4	2:20.449	60.1	IN PIT		4:31.815	P	48.48	1:46.555	16:38:40.249
5 -	OUTLAP	101.9	1:22.010	96.5	35.230	81.0	4:15.607		51.55	1:30.347	16:42:55.856
6 -	50.435	105.1	1:21.556	107.2	35.157	80.9	2:47.148		78.83	1.888	16:45:43.004
7 -	50.329	104.8	1:20.839	***112.4***	34.660	80.9	2:45.828	(2)	79.46	0.568	16:48:28.832
8 -	51.385	104.5	1:20.982	112.2	35.260	81.1	2:47.627		78.61	2.367	16:51:16.459
9 -	50.836	106.1	1:20.813	111.4	34.912	76.5	2:46.561	(3)	79.11	1.301	16:54:03.020
10 -	51.721	105.0	1:21.119	112.2	35.303	63.0	2:48.143		78.37	2.883	16:56:51.163
11 -	54.084	***106.5***	1:21.002	109.1	***34.301***	***81.3***	2:49.387		77.79	4.127	16:59:40.550
12 -	51.703	104.5	1:20.749	110.5	34.563	80.7	2:47.015		78.90	1.755	17:02:27.565
13 -	***50.090***	105.5	***1:20.561***	111.4	34.609	80.6	***2:45.260***	(1)	***79.73***		***17:05:12.825***
14 -	50.388	105.0	1:20.689	110.0	35.629	76.6	2:46.706		79.04	1.446	17:07:59.531
15 -	50.897	105.0	1:21.777	108.0	35.298	79.7	2:47.972		78.45	2.712	17:10:47.503

Weather / Track : Cloudy / Drying

Silverstone GP
Circuit Length = 3.6604 miles
Start: 16:22 Flag 17:08 End: 17:11

Silverstone Classic

Transatlantic Trophy for Pre '66 Touring Cars

RACE 9 - SECTOR ANALYSIS

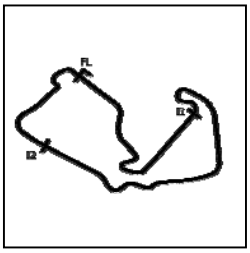

SECTOR 1 = FL to I1, SECTOR 2 = I1 to I2, SECTOR 3 = I2 to FL, DIFF = Difference To Personal Best Lap, P = Crossed Finish Line in Pit Lane, D = Time Disallowed

P34 26 THA Colin SOWTER Ford Mustang

IDEAL LAP TIME : 2:45.827 BEST LAP TIME : 2:46.184 DIFFERENCE : 0.357

LAP	SECTOR 1		SECTOR 2		SECTOR 3		LAP TIME		MPH	DIFF	TIME OF DAY
1 -		96.1	1:31.129	67.1	45.103	72.4	4:00.439		54.80	1:14.255	16:26:08.542
2 -	51.861	102.7	1:24.353	115.7	36.442	77.6	2:52.656		76.32	6.472	16:29:01.198
3 -	1:32.173	39.3	2:43.814	48.6	55.760	54.2	5:11.747		42.27	2:25.563	16:34:12.945
4 -	1:30.906	56.8	2:19.387	65.5	42.886	72.7	4:33.179		48.23	1:46.995	16:38:46.124
5 -	51.082	109.1	1:21.239	120.2	35.682	78.3	2:48.003		78.43	1.819	16:41:34.127
6 -	50.841	113.3	1:21.583	120.0	IN PIT		2:47.946	P	78.46	1.762	16:44:22.073
7 -	OUTLAP	111.2				80.1	4:21.196		50.45	1:35.012	16:48:43.269
8 -	***50.407***	***114.9***	1:21.139		***35.400***	78.8	2:46.946		78.93	0.762	16:51:30.215
9 -	51.297	113.1	1:20.686	119.4	35.593	76.7	2:47.576		78.63	1.392	16:54:17.791
10 -	51.014	112.7	1:20.990	***121.7***	35.580	78.0	2:47.584		78.63	1.400	16:57:05.375
11 -	50.429	113.3	1:20.197		35.558	82.2	***2:46.184***	**(1)**	***79.29***		***16:59:51.559***
12 -	50.657	111.8	1:20.152		35.739	80.6	2:46.548	**(2)**	79.12	0.364	17:02:38.107
13 -	50.662	113.7	1:20.455	120.9	35.462	***82.5***	2:46.579	**(3)**	79.10	0.395	17:05:24.686
14 -	50.700	114.3	1:21.737	121.3	36.999	77.1	2:49.436		77.77	3.252	17:08:14.122
15 -	51.050	113.7	***1:20.020***	120.6	36.580	77.8	2:47.650		78.60	1.466	17:11:01.772

P35 30 THC Richard DUTTON Ford Lotus Cortina

IDEAL LAP TIME : 2:37.458 BEST LAP TIME : 2:37.919 DIFFERENCE : 0.461

LAP	SECTOR 1		SECTOR 2		SECTOR 3		LAP TIME		MPH	DIFF	TIME OF DAY
1 -				56.1	50.083	70.5	3:47.463		57.93	1:09.544	16:25:55.566
2 -	55.338	112.0	1:17.435	***120.6***	34.074	86.9	2:46.847		78.98	8.928	16:28:42.413
3 -	1:19.424	35.8	2:38.234	39.2	56.806	53.4	4:54.464		44.75	2:16.545	16:33:36.877
4 -	1:28.809	55.8	2:24.775	69.3	IN PIT		4:32.503	P	48.35	1:54.584	16:38:09.380
5 -	OUTLAP	112.4	1:16.893	118.1	***32.830***	86.4	3:58.206		55.32	1:20.287	16:42:07.586
6 -	48.768	112.0	1:16.901	118.9	33.069	85.8	2:38.738		83.01	0.819	16:44:46.324
7 -	48.566	112.9	1:16.866	120.0	32.995	86.8	2:38.427	**(3)**	83.17	0.508	16:47:24.751
8 -	48.173	112.2	1:16.669	119.6	33.077	***87.0***	***2:37.919***	**(1)**	***83.44***		***16:50:02.670***
9 -	49.168	***113.1***	***1:16.463***	119.4	33.029	86.1	2:38.660		83.05	0.741	16:52:41.330
10 -	***48.165***	112.7	1:16.588	118.1	33.510	86.0	2:38.263	**(2)**	83.26	0.344	16:55:19.593
11 -	48.266	***113.1***	1:16.755	119.1	34.269	81.0	2:39.290		82.72	1.371	16:57:58.883
12 -	48.616	111.4	1:16.774	120.4	33.510	85.1	2:38.900		82.93	0.981	17:00:37.783
13 -	48.536	112.0	1:17.387	110.7	33.936	80.7	2:39.859		82.43	1.940	17:03:17.642
14 -	50.446	103.4	1:19.232	107.0	43.474	26.1	2:53.152		76.10	15.233	17:06:10.794

P36 54 THD Billy NAIRN Morris Mini Cooper S

IDEAL LAP TIME : 2:50.806 BEST LAP TIME : 2:51.792 DIFFERENCE : 0.986

LAP	SECTOR 1		SECTOR 2		SECTOR 3		LAP TIME		MPH	DIFF	TIME OF DAY
1 -		99.2	1:30.253	69.6	47.084	73.5	4:03.132		54.20	1:11.340	16:26:11.235
2 -	54.057	***103.4***	1:23.520	***109.2***	36.033	75.6	2:53.610		75.90	1.818	16:29:04.845
3 -	1:29.363	38.5	2:43.946	47.9	55.549	53.1	5:08.858		42.66	2:17.066	16:34:13.703
4 -	1:30.988	57.4	2:19.221	66.2	42.682	75.3	4:32.891		48.28	1:41.099	16:38:46.594
5 -	53.387	102.7	***1:23.341***	108.5	35.064	***79.6***	***2:51.792***	**(1)**	***76.70***		***16:41:38.386***
6 -	***52.464***	102.7	1:23.602	108.0	IN PIT		2:47.791	P	78.53		16:44:26.177
7 -	OUTLAP	101.8	1:23.787	107.8	35.359	79.2	4:13.570		51.96	1:21.778	16:48:39.747
8 -	52.747	101.2	1:24.140	109.1	***35.001***	79.1	2:51.888	**(3)**	76.66	0.096	16:51:31.635
9 -	53.155	102.9	1:24.327	107.0	35.258	78.4	2:52.740		76.28	0.948	16:54:24.375
10 -	52.844	102.6	1:24.204	107.3	35.268	76.8	2:52.316		76.47	0.524	16:57:16.691
11 -	52.832	102.2	1:23.768	107.7	35.193	79.0	2:51.793	**(2)**	76.70	0.001	17:00:08.484
12 -	53.043	101.0	1:23.963	107.7	37.470	76.0	2:54.476		75.52	2.684	17:03:02.960
13 -	53.618	103.0	1:25.989	108.2	35.544	79.1	2:55.151		75.23	3.359	17:05:58.111
14 -	52.552	101.8	1:25.533	108.0	36.005	75.4	2:54.090		75.69	2.298	17:08:52.201

Weather / Track : Cloudy / Drying

Silverstone GP
Circuit Length = 3.6604 miles
Start: 16:22 Flag 17:08 End: 17:11

Silverstone Classic

Transatlantic Trophy for Pre '66 Touring Cars

RACE 9 - SECTOR ANALYSIS

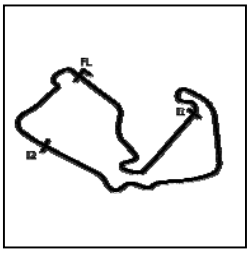

SECTOR 1 = FL to I1, SECTOR 2 = I1 to I2, SECTOR 3 = I2 to FL, DIFF = Difference To Personal Best Lap, P = Crossed Finish Line in Pit Lane, D = Time Disallowed

P37 104 THD SNOWDON / JAMES — Morris Mini Cooper S

IDEAL LAP TIME : 2:46.396 BEST LAP TIME : 2:46.412 DIFFERENCE : 0.016

LAP	SECTOR 1		SECTOR 2		SECTOR 3		LAP TIME	MPH	DIFF	TIME OF DAY
1 -		63.2	1:45.715	61.8	44.144	78.2	3:55.645	55.92	1:09.233	16:26:03.748
2 -	54.870	103.0	1:24.076	***110.9***	35.596	71.6	2:54.542	75.49	8.130	16:28:58.290
3 -	1:28.145	37.4	2:42.378	56.8	54.348	57.1	5:04.871	43.22	2:18.459	16:34:03.161
4 -	1:31.057	67.9	2:22.103	66.4	37.754	***79.7***	4:30.914	48.64	1:44.502	16:38:34.075
5 -	1:17.747	98.1	1:24.619	108.4	34.885	78.4	3:17.251	66.80	30.839	16:41:51.326
6 -	51.210	102.6	1:21.045	108.7	***34.495***	79.0	2:46.750 **(2)**	79.02	0.338	16:44:38.076
7 -	***51.193***	102.7	***1:20.708***	108.7	34.511	78.9	***2:46.412*** **(1)**	***79.18***		***16:47:24.488***
8 -	51.644	103.0	1:21.017	107.3	IN PIT		2:43.605 **P**	80.54		16:50:08.093
9 -	OUTLAP	88.4	1:24.343	107.7	35.147	76.9	4:27.412	49.27	1:41.000	16:54:35.505
10 -	52.176	98.9	1:23.887	108.5	35.525	77.4	2:51.588 **(3)**	76.79	5.176	16:57:27.093
11 -	52.410	102.4	1:23.602	110.5	36.943	76.6	2:52.955	76.19	6.543	17:00:20.048
12 -	54.045	95.8	1:24.989	108.4	37.098	73.3	2:56.132	74.81	9.720	17:03:16.180
13 -	53.137	***103.2***	1:23.683	109.4	35.876	73.4	2:52.696	76.30	6.284	17:06:08.876
14 -	53.045	102.1	1:22.608	109.6	37.928	77.1	2:53.581	75.91	7.169	17:09:02.457

P38 588 THC M.HOLLAND / D.HOLLAND — Ford Lotus Cortina

IDEAL LAP TIME : 2:48.396 BEST LAP TIME : 2:48.989 DIFFERENCE : 0.593

LAP	SECTOR 1		SECTOR 2		SECTOR 3		LAP TIME	MPH	DIFF	TIME OF DAY
1 -		88.1	1:27.562	96.4	43.456	71.3	4:05.915	53.58	1:16.926	16:26:14.018
2 -	52.945	107.0	1:23.515	***112.5***	35.936	77.2	2:52.396 **(3)**	76.43	3.407	16:29:06.414
3 -	1:28.873	46.1	2:43.802	46.8	55.704	58.0	5:08.379	42.73	2:19.390	16:34:14.793
4 -	1:31.362	58.5	2:19.078	66.3	42.154	***79.1***	4:32.594	48.34	1:43.605	16:38:47.387
5 -	52.664	***107.5***	***1:21.967***	112.4	35.446	78.8	2:50.077 **(2)**	77.48	1.088	16:41:37.464
6 -	***51.481***	105.8	1:22.560	112.4	***34.948***	78.7	***2:48.989*** **(1)**	***77.98***		***16:44:26.453***
7 -	51.834	104.3	1:24.734	110.9	IN PIT		2:51.349 **P**	76.90	2.360	16:47:17.802
8 -	OUTLAP	102.2	1:28.845	108.2	37.439	75.2	4:12.173	52.25	1:23.184	16:51:29.975
9 -	54.106	104.2	1:27.051	109.4	37.030	73.0	2:58.187	73.95	9.198	16:54:28.162
10 -	54.449	104.6	1:24.919	109.4	36.334	76.8	2:55.702	75.00	6.713	16:57:23.864
11 -	53.703	101.8	1:25.268	111.1	38.222	76.6	2:57.193	74.36	8.204	17:00:21.057
12 -	57.065	102.9	1:25.744	103.5	36.879	77.3	2:59.688	73.33	10.699	17:03:20.745
13 -	55.427	104.2	1:26.101	109.8	37.645	75.9	2:59.173	73.54	10.184	17:06:19.918
14 -	54.729	104.2	1:26.009	108.7	37.227	74.5	2:57.965	74.04	8.976	17:09:17.883

P39 28 THD LOW / HARRISON — Morris Mini Cooper S

IDEAL LAP TIME : 2:50.312 BEST LAP TIME : 2:51.310 DIFFERENCE : 0.998

LAP	SECTOR 1		SECTOR 2		SECTOR 3		LAP TIME	MPH	DIFF	TIME OF DAY
1 -		97.2	1:27.121	107.2	43.464	71.3	4:06.599	53.43	1:15.289	16:26:14.702
2 -	54.487	102.1	1:25.143	107.7	36.879	69.8	2:56.509	74.65	5.199	16:29:11.211
3 -	1:25.859	47.4	2:43.406	46.2	55.959	61.3	5:05.224	43.17	2:13.914	16:34:16.435
4 -	1:31.188	59.7	2:18.589	66.0	IN PIT		4:32.339 **P**	48.38	1:41.029	16:38:48.774
5 -	OUTLAP	100.3	1:26.826	108.0	36.457	74.7	4:43.494	46.48	1:52.184	16:43:32.268
6 -	53.915	***104.2***	1:23.769	***108.7***	***35.481***	78.5	2:53.165	76.09	1.855	16:46:25.433
7 -	53.120	102.4	1:26.223	107.8	36.521	77.2	2:55.864	74.93	4.554	16:49:21.297
8 -	52.401	103.0	1:24.480	107.5	35.947	77.6	2:52.828 **(3)**	76.24	1.518	16:52:14.125
9 -	***51.691***	102.1	1:23.954	108.2	35.665	***79.3***	***2:51.310*** **(1)**	***76.92***		***16:55:05.435***
10 -	52.953	99.7	1:23.851	107.5	37.230	70.5	2:54.034	75.71	2.724	16:57:59.469
11 -	52.316	102.4	1:23.416	108.0	36.031	74.0	2:51.763 **(2)**	76.72	0.453	17:00:51.232
12 -	52.836	101.5	1:23.609	107.8	36.791	78.3	2:53.236	76.06	1.926	17:03:44.468
13 -	51.906	103.2	***1:23.140***	107.7	38.419	79.0	2:53.465	75.96	2.155	17:06:37.933
14 -	52.153	102.7	1:26.450	108.5	36.916	76.0	2:55.519	75.07	4.209	17:09:33.452

Weather / Track : Cloudy / Drying

Silverstone GP
Circuit Length = 3.6604 miles
Start: 16:22 Flag 17:08 End: 17:11

Silverstone Classic

Transatlantic Trophy for Pre '66 Touring Cars

RACE 9 - SECTOR ANALYSIS

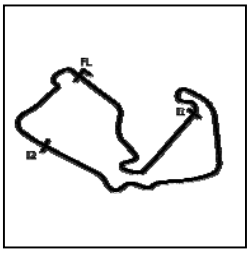

SECTOR 1 = FL to I1, SECTOR 2 = I1 to I2, SECTOR 3 = I2 to FL, DIFF = Difference To Personal Best Lap, P = Crossed Finish Line in Pit Lane, D = Time Disallowed

P40 141 THD RO.LONGDON / RI.LONGDON — Morris Mini Cooper S

IDEAL LAP TIME : 2:52.680 BEST LAP TIME : 2:53.046 DIFFERENCE : 0.366

LAP	SECTOR 1		SECTOR 2		SECTOR 3		LAP TIME		MPH	DIFF	TIME OF DAY
1 -		96.0	1:31.609	67.8	47.036	70.2	4:02.325		54.38	1:09.279	16:26:10.428
2 -	55.057	97.2	1:25.170	102.6	36.210	75.7	2:56.437		74.68	3.391	16:29:06.865
3 -	1:28.935	45.9	2:43.965	46.8	55.507	64.5	5:08.407		42.72	2:15.361	16:34:15.272
4 -	1:31.745	57.1	2:18.658	66.0	41.351	75.7	4:31.754		48.49	1:38.708	16:38:47.026
5 -	54.388	96.4	1:36.420	98.8	36.014	75.2	3:06.822		70.53	13.776	16:41:53.848
6 -	***53.334***	94.7	1:25.435	101.8	36.465	74.8	2:55.234		75.20	2.188	16:44:49.082
7 -	53.414	95.0	1:27.438	97.8	IN PIT		2:57.778	**P**	74.12	4.732	16:47:46.860
8 -	OUTLAP	93.2	1:28.092	98.8	37.472	75.0	4:34.575		47.99	1:41.529	16:52:21.435
9 -	55.699	95.1	1:27.650	100.1	36.618	76.6	2:59.967		73.22	6.921	16:55:21.402
10 -	54.981	98.5	1:24.682	102.1	36.473	75.5	2:56.136		74.81	3.090	16:58:17.538
11 -	53.481	***100.0***	1:24.340	101.6	36.592	76.0	2:54.413		75.55	1.367	17:01:11.951
12 -	53.418	99.2	1:23.998	104.0	***35.630***	***77.1***	***2:53.046***	**(1)**	***76.15***		***17:04:04.997***
13 -	53.762	97.9	***1:23.716***	***104.2***	36.323	75.8	2:53.801	**(3)**	75.82	0.755	17:06:58.798
14 -	53.427	98.1	1:23.775	103.5	36.522	76.3	2:53.724	**(2)**	75.85	0.678	17:09:52.522

P41 164 THC GIBBONS / JUPE — Alfa Romeo Giulia TI

IDEAL LAP TIME : 2:54.667 BEST LAP TIME : 2:55.297 DIFFERENCE : 0.630

LAP	SECTOR 1		SECTOR 2		SECTOR 3		LAP TIME		MPH	DIFF	TIME OF DAY
1 -		94.7	1:27.589	101.2	43.749	68.7	4:05.517		53.67	1:10.220	16:26:13.620
2 -	56.650	97.8	1:26.437	102.4	37.374	72.9	3:00.461		73.02	5.164	16:29:14.081
3 -	1:23.964	48.6	2:43.960	46.4	55.639	55.9	5:03.563		43.41	2:08.266	16:34:17.644
4 -	1:31.403	63.3	2:18.802	74.1	42.133	72.3	4:32.338		48.38	1:37.041	16:38:49.982
5 -	55.078	97.3	1:26.820	102.7	IN PIT		2:54.913	**P**	75.33		16:41:44.895
6 -	OUTLAP	95.1	1:26.881	103.4	37.627	74.8	4:37.943		47.41	1:42.646	16:46:22.838
7 -	1:06.801	97.5	1:26.086	***104.3***	36.304	74.8	3:09.191		69.65	13.894	16:49:32.029
8 -	54.449	96.0	1:26.419	103.5	***36.109***	75.6	2:56.977		74.46	1.680	16:52:29.006
9 -	55.418	96.6	1:25.644	102.7	36.792	74.9	2:57.854		74.09	2.557	16:55:26.860
10 -	54.082	97.2	1:25.369	103.0	36.302	75.7	2:55.753	**(3)**	74.97	0.456	16:58:22.613
11 -	***53.455***	97.3	1:25.558	104.2	36.284	75.7	***2:55.297***	**(1)**	***75.17***		***17:01:17.910***
12 -	54.308	***99.2***	1:25.140	102.9	36.248	75.3	2:55.696	**(2)**	75.00	0.399	17:04:13.606
13 -	53.959	96.9	***1:25.103***	103.4	36.879	75.8	2:55.941		74.89	0.644	17:07:09.547
14 -	54.016	96.6	1:25.659	***104.3***	37.449	***75.9***	2:57.124		74.39	1.827	17:10:06.671

P42 33 THC Andrew LAWLEY — Alfa Romeo Giulia Sprint GTA

IDEAL LAP TIME : 2:39.098 BEST LAP TIME : 2:39.787 DIFFERENCE : 0.689

LAP	SECTOR 1		SECTOR 2		SECTOR 3		LAP TIME		MPH	DIFF	TIME OF DAY
1 -				60.8	47.269	72.0	3:50.397		57.19	1:10.610	16:25:58.500
2 -	54.249	***110.9***	1:21.028	114.1	35.330	79.4	2:50.607		77.24	10.820	16:28:49.107
3 -	1:20.046	34.0	2:38.849	36.4	56.141	42.6	4:55.036		44.66	2:15.249	16:33:44.143
4 -	1:30.766	43.7	2:25.398	67.0	36.777	83.9	4:32.941		48.28	1:53.154	16:38:17.084
5 -	50.869	109.8	1:19.128	116.1	33.793	83.2	2:43.790		80.45	4.003	16:41:00.874
6 -	49.501	110.0	1:19.602	116.1	33.428	83.8	2:42.531		81.07	2.744	16:43:43.405
7 -	49.710	108.4	1:19.182	***117.1***	33.446	84.5	2:42.338		81.17	2.551	16:46:25.743
8 -	49.953	106.5	1:18.042	113.9	33.299	83.8	2:41.294	**(3)**	81.70	1.507	16:49:07.037
9 -	49.371	107.3	1:18.381	113.3	IN PIT		2:39.367	**P**	82.68		16:51:46.404
10 -	OUTLAP	107.3	1:18.498	113.7	33.225	83.5	4:02.210		54.40	1:22.423	16:55:48.614
11 -	***48.806***	107.7	1:17.923	114.1	***33.058***	***85.5***	***2:39.787***	**(1)**	***82.47***		***16:58:28.401***
12 -	49.578	106.8	1:18.843	115.1	35.707	84.0	2:44.128		80.28	4.341	17:01:12.529
13 -	49.834	108.7	***1:17.234***	115.5	33.310	83.7	2:40.378	**(2)**	82.16	0.591	17:03:52.907

Weather / Track : Cloudy / Drying

Silverstone GP
Circuit Length = 3.6604 miles
Start: 16:22 Flag 17:08 End: 17:11

Silverstone Classic

Transatlantic Trophy for Pre '66 Touring Cars

RACE 9 - SECTOR ANALYSIS

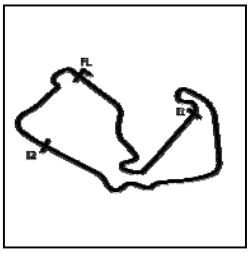

SECTOR 1 = FL to I1, SECTOR 2 = I1 to I2, SECTOR 3 = I2 to FL, DIFF = Difference To Personal Best Lap, P = Crossed Finish Line in Pit Lane, D = Time Disallowed

P43 191 THC HOLME / GREENSALL — Ford Lotus Cortina

IDEAL LAP TIME : 2:38.274 BEST LAP TIME : 2:38.667 DIFFERENCE : 0.393

LAP	SECTOR 1		SECTOR 2		SECTOR 3		LAP TIME		MPH	DIFF	TIME OF DAY
1 -				59.7	49.199	73.8	3:49.345		57.45	1:10.678	16:25:57.448
2 -	56.118	109.1	1:22.374	***117.3***	36.197	81.5	2:54.689		75.43	16.022	16:28:52.137
3 -	1:21.879	35.6	2:41.352	38.8	55.075	45.8	4:58.306		44.17	2:19.639	16:33:50.443
4 -	1:30.942	44.7	2:25.214	65.0	37.203	83.5	4:33.359		48.20	1:54.692	16:38:23.802
5 -	49.900	110.5	1:20.778	116.1	34.512	84.8	2:45.190		79.77	6.523	16:41:08.992
6 -	50.699	109.2	1:19.940	116.5	IN PIT		2:43.450	**P**	80.62	4.783	16:43:52.442
7 -	OUTLAP	112.5	1:18.444	115.5	33.392	84.9	4:05.811		53.60	1:27.144	16:47:58.253
8 -	48.772	111.2	1:17.543	116.3	***33.098***	85.8	2:39.413		82.66	0.746	16:50:37.666
9 -	48.577	113.3	1:17.246	116.1	33.120	86.1	2:38.943	**(2)**	82.90	0.276	16:53:16.609
10 -	48.547	113.7	1:18.464	115.9	33.808	85.8	2:40.819		81.94	2.152	16:55:57.428
11 -	***48.149***	113.5	1:18.091	116.9	33.785	***86.5***	2:40.025		82.34	1.358	16:58:37.453
12 -	48.436	112.9	1:17.113	116.9	33.118	86.4	***2:38.667***	**(1)**	***83.05***		***17:01:16.120***
13 -	48.858	***114.9***	***1:17.027***	116.9	33.141	86.0	2:39.026	**(3)**	82.86	0.359	17:03:55.146

P44 3 THD Chris MIDDLEHURST — Morris Mini Cooper S

IDEAL LAP TIME : 2:40.595 BEST LAP TIME : 2:40.595 DIFFERENCE : 0.000

LAP	SECTOR 1		SECTOR 2		SECTOR 3		LAP TIME		MPH	DIFF	TIME OF DAY
1 -				59.3	48.742	69.0	3:50.240		57.23	1:09.645	16:25:58.343
2 -	54.482	107.3	1:21.074	113.7	34.422	78.9	2:49.978		77.52	9.383	16:28:48.321
3 -	1:19.562	35.4	2:38.507	37.5	56.471	39.7	4:54.540		44.74	2:13.945	16:33:42.861
4 -	1:30.089	48.3	2:24.716	73.1	37.333	***82.1***	4:32.138		48.42	1:51.543	16:38:14.999
5 -	***49.233***	107.0	***1:18.073***	113.3	***33.289***	82.0	***2:40.595***	**(1)**	***82.05***		***16:40:55.594***
6 -	49.514	107.7	1:18.215	***113.9***	IN PIT		2:40.338	**P**	82.18		16:43:35.932
7 -	OUTLAP	105.3	1:18.972	113.3	33.492	***82.1***	4:01.941		54.46	1:21.346	16:47:37.873
8 -	49.350	***108.0***	1:18.580	112.9	33.309	81.2	2:41.239	**(2)**	81.72	0.644	16:50:19.112
9 -	49.295	107.0	1:19.123	111.6	33.361	81.4	2:41.779	**(3)**	81.45	1.184	16:53:00.891
10 -	49.396	104.8	1:18.785	107.5	34.271	81.0	2:42.452		81.11	1.857	16:55:43.343
11 -	49.846	104.2	1:19.539	107.3	34.565	78.1	2:43.950		80.37	3.355	16:58:27.293
12 -	51.321	105.8	1:20.768	108.2	34.178	76.4	2:46.267		79.25	5.672	17:01:13.560
13 -	50.090	105.1	1:18.868	109.1	IN PIT		2:41.759	**P**	81.46	1.164	17:03:55.319

P45 146 THC SMAIL / MANN — Ford Lotus Cortina

IDEAL LAP TIME : 2:46.143 BEST LAP TIME : 2:46.857 DIFFERENCE : 0.714

LAP	SECTOR 1		SECTOR 2		SECTOR 3		LAP TIME		MPH	DIFF	TIME OF DAY
1 -		95.4	1:42.575	60.4	44.459	72.4	3:58.134		55.33	1:11.277	16:26:06.237
2 -	53.913	108.0	1:23.471	115.1	35.819	80.1	2:53.203		76.08	6.346	16:28:59.440
3 -	1:27.617	36.4	2:42.498	57.9	54.349	58.3	5:04.464		43.28	2:17.607	16:34:03.904
4 -	1:31.435	58.1	2:21.473	66.5	38.533	77.1	4:31.441		48.54	1:44.584	16:38:35.345
5 -	51.625	107.3	1:22.589	112.2	35.657	81.4	2:49.871		77.57	3.014	16:41:25.216
6 -	51.872	106.5	1:22.308	111.2	IN PIT		2:45.097	**P**	79.81		16:44:10.313
7 -	OUTLAP	108.5	1:22.827	113.7	35.321	81.6	4:16.858		51.30	1:30.001	16:48:27.171
8 -	51.498	107.0	1:21.875	114.7	35.139	80.8	2:48.512		78.20	1.655	16:51:15.683
9 -	50.690	106.5	***1:21.086***	114.5	35.081	81.1	***2:46.857***	**(1)**	***78.97***		***16:54:02.540***
10 -	50.706	107.7	1:21.725	112.9	***34.739***	81.5	2:47.170		78.82	0.313	16:56:49.710
11 -	***50.318***	108.4	1:21.503	114.3	35.555	75.4	2:47.376		78.73	0.519	16:59:37.086
12 -	50.935	107.2	1:21.263	113.9	34.773	***81.7***	2:46.971	**(2)**	78.92	0.114	17:02:24.057
13 -	50.332	108.9	1:21.780	***115.3***	35.018	80.8	2:47.130	**(3)**	78.84	0.273	17:05:11.187

Weather / Track : Cloudy / Drying

Silverstone GP
Circuit Length = 3.6604 miles
Start: 16:22 Flag 17:08 End: 17:11

Silverstone Classic

Transatlantic Trophy for Pre '66 Touring Cars

RACE 9 - SECTOR ANALYSIS

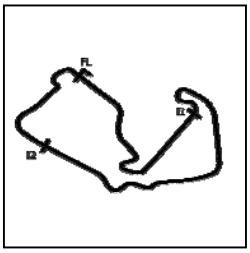

SECTOR 1 = FL to I1, SECTOR 2 = I1 to I2, SECTOR 3 = I2 to FL, DIFF = Difference To Personal Best Lap, P = Crossed Finish Line in Pit Lane, D = Time Disallowed

P46 55 THC Rebeca RETTENMAIER Alfa Romeo Giulia Sprint GTA

IDEAL LAP TIME : 3:07.469 BEST LAP TIME : 3:07.469 DIFFERENCE : 0.000

LAP	SECTOR 1		SECTOR 2		SECTOR 3		LAP TIME		MPH	DIFF	TIME OF DAY
1 -		88.8	1:34.673	***97.1***	40.790	67.9	4:30.763		48.66	1:23.294	16:26:38.866
2 -	1:00.683	87.8	1:37.333	92.0	41.154	66.7	3:19.170		66.16	11.701	16:29:58.036
3 -	59.994	86.9	2:25.643	45.7	55.997	48.4	4:21.634		50.36	1:14.165	16:34:19.670
4 -	1:31.488	63.7	2:17.946	67.5	42.806	68.1	4:32.240		48.40	1:24.771	16:38:51.910
5 -	***57.245***	91.1	***1:30.505***	96.0	***39.719***	***71.9***	***3:07.469***	**(1)**	***70.29***		***16:41:59.379***
6 -	58.766	88.5	1:33.803	91.4	40.697	69.2	3:13.266		68.18	5.797	16:45:12.645
7 -	59.526	87.1	1:32.067	91.4	IN PIT		3:14.275	**P**	67.83	6.806	16:48:26.920
8 -	OUTLAP	84.6	1:33.217	96.8	41.705	64.0	4:45.663		46.13	1:38.194	16:53:12.583
9 -	1:00.114	***91.6***	1:31.139	96.0	40.275	64.1	3:11.528	**(2)**	68.80	4.059	16:56:24.111
10 -	59.033	86.1	1:33.837	96.0	40.255	66.2	3:13.125		68.23	5.656	16:59:37.236
11 -	1:00.295	85.9	1:31.779	95.1	40.958	65.9	3:13.032	**(3)**	68.26	5.563	17:02:50.268
12 -	1:00.783	87.8	1:35.658	95.4	41.680	61.4	3:18.121		66.51	10.652	17:06:08.389
13 -	1:00.092	87.8	1:36.882	91.9	44.637	61.7	3:21.611		65.36	14.142	17:09:30.000

P47 82 THD DEETH / DEATH Austin Mini Cooper S

IDEAL LAP TIME : 2:42.648 BEST LAP TIME : 2:42.947 DIFFERENCE : 0.299

LAP	SECTOR 1		SECTOR 2		SECTOR 3		LAP TIME		MPH	DIFF	TIME OF DAY
1 -				69.7	46.360	75.2	3:52.966		56.56	1:10.019	16:26:01.069
2 -	54.479	104.8	1:24.497	112.2	35.831	78.2	2:54.807		75.38	11.860	16:28:55.876
3 -	1:24.330	36.2	2:40.956	44.8	55.158	62.6	5:00.444		43.86	2:17.497	16:33:56.320
4 -	1:31.068	50.4	2:24.183	64.6	36.028	79.4	4:31.279		48.57	1:48.332	16:38:27.599
5 -	49.978	104.8	***1:19.106***	111.6	***33.863***	***80.6***	***2:42.947***	**(1)**	***80.87***		***16:41:10.546***
6 -	50.457	***106.3***	1:19.616	***112.9***	34.343	80.2	2:44.416	**(2)**	80.14	1.469	16:43:54.962
7 -	***49.679***	105.8	1:19.639	110.9	IN PIT		2:46.982	**P**	78.91	4.035	16:46:41.944
8 -	OUTLAP	101.6	1:23.286	111.2	34.487	79.2	4:08.852		52.95	1:25.905	16:50:50.796
9 -	51.361	105.1	1:20.637	111.4	34.462	79.3	2:46.460		79.16	3.513	16:53:37.256
10 -	50.637	103.7	1:20.790	109.2	34.632	76.1	2:46.059		79.35	3.112	16:56:23.315
11 -	51.042	105.1	1:20.721	110.5	35.173	78.7	2:46.936		78.93	3.989	16:59:10.251
12 -	50.554	103.0	1:20.945	107.2	34.402	78.6	2:45.901	**(3)**	79.43	2.954	17:01:56.152

P48 193 THA Victor ISRAELSSON Ford Mustang

IDEAL LAP TIME : 2:38.995 BEST LAP TIME : 2:39.424 DIFFERENCE : 0.429

LAP	SECTOR 1		SECTOR 2		SECTOR 3		LAP TIME		MPH	DIFF	TIME OF DAY
1 -				58.7	48.849	72.6	3:49.875		57.32	1:10.451	16:25:57.978
2 -	53.632	107.7	1:21.828	124.2	34.425	80.7	2:49.885		77.56	10.461	16:28:47.863
3 -	1:19.262	37.3	2:38.531	38.3	56.599	39.6	4:54.392		44.76	2:14.968	16:33:42.255
4 -	1:28.613	50.4	2:25.038	74.3	38.548	81.8	4:32.199		48.41	1:52.775	16:38:14.454
5 -	49.020	118.9	1:17.311	128.5	33.728	85.1	2:40.059	**(3)**	82.33	0.635	16:40:54.513
6 -	48.779	116.9	1:17.500	***128.8***	***33.524***	84.0	2:39.803	**(2)**	82.46	0.379	16:43:34.316
7 -	48.301	110.7	1:17.889	127.8	IN PIT		2:40.020	**P**	82.35	0.596	16:46:14.336
8 -	OUTLAP	115.1	1:17.455	128.3	34.082	83.1	4:08.427		53.04	1:29.003	16:50:22.763
9 -	48.936	118.1	1:17.989	125.4	33.795	***86.3***	2:40.720		81.99	1.296	16:53:03.483
10 -	***48.252***	120.0	1:17.304	128.3	33.868	84.5	***2:39.424***	**(1)**	***82.65***		***16:55:42.907***
11 -	48.273	***122.0***	***1:17.219***	127.8	IN PIT		2:51.322	**P**	76.91	11.898	16:58:34.229

Weather / Track : Cloudy / Drying

Silverstone GP
Circuit Length = 3.6604 miles
Start: 16:22 Flag 17:08 End: 17:11

Silverstone Classic

Transatlantic Trophy for Pre '66 Touring Cars

RACE 9 - SECTOR ANALYSIS

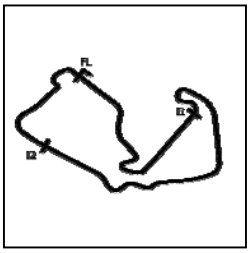

SECTOR 1 = FL to I1, SECTOR 2 = I1 to I2, SECTOR 3 = I2 to FL, DIFF = Difference To Personal Best Lap, P = Crossed Finish Line in Pit Lane, D = Time Disallowed

P49 29 THC R.SPENCER / J.SPENCER Ford Lotus Cortina

IDEAL LAP TIME : 2:42.073 BEST LAP TIME : 2:42.856 DIFFERENCE : 0.783

LAP	SECTOR 1		SECTOR 2		SECTOR 3		LAP TIME		MPH	DIFF	TIME OF DAY
1 -				62.3	46.828	81.7	3:52.695		56.63	1:09.839	16:26:00.798
2 -	53.948	109.1	1:20.706	***118.1***	35.007	76.9	2:49.661		77.67	6.805	16:28:50.459
3 -	1:20.178	33.4	2:39.366	36.8	55.937	48.1	4:55.481		44.59	2:12.625	16:33:45.940
4 -	1:31.206	45.2	2:25.072	69.4	36.977	***82.9***	4:33.255		48.22	1:50.399	16:38:19.195
5 -	***49.372***	110.5	***1:18.811***	116.9	34.673	80.8	***2:42.856***	**(1)**	***80.91***		***16:41:02.051***
6 -	***49.372***	***111.8***	1:19.104	117.5	IN PIT		2:36.872	**P**	84.00		16:43:38.923
7 -	OUTLAP	107.2	1:19.684	113.3	35.326	82.1	4:04.987		53.78	1:22.131	16:47:43.910
8 -	49.892	106.8	1:19.594	112.5	***33.890***	79.9	2:43.376	**(2)**	80.65	0.520	16:50:27.286
9 -	49.912	107.2	1:19.288	113.7	34.418	78.4	2:43.618	**(3)**	80.53	0.762	16:53:10.904
10 -	49.888	107.7	1:20.002	96.6	41.226	66.2	2:51.116		77.01	8.260	16:56:02.020
11 -	55.746	90.0	1:27.177	75.0	IN PIT		2:58.701	**P**	73.74	15.845	16:59:00.721

P50 24 THD James HAGAN Morris Mini Cooper S

IDEAL LAP TIME : 2:45.272 BEST LAP TIME : 2:45.547 DIFFERENCE : 0.275

LAP	SECTOR 1		SECTOR 2		SECTOR 3		LAP TIME		MPH	DIFF	TIME OF DAY
1 -		90.4	1:43.096	65.1	44.205	74.6	3:57.121		55.57	1:11.574	16:26:05.224
2 -	53.380	102.1	1:24.055	***114.1***	35.278	75.4	2:52.713		76.29	7.166	16:28:57.937
3 -	1:27.539	35.9	2:42.123	63.1	54.835	55.0	5:04.497		43.27	2:18.950	16:34:02.434
4 -	1:30.822	60.1	2:22.602	67.2	37.971	79.4	4:31.395		48.55	1:45.848	16:38:33.829
5 -	50.702	***106.8***	1:21.146	110.7	34.482	77.4	2:46.330	**(2)**	79.22	0.783	16:41:20.159
6 -	51.005	103.5	1:22.122	107.7	IN PIT		2:44.671	**P**	80.02		16:44:04.830
7 -	OUTLAP	102.2	1:21.366	109.1	36.021	79.2	4:17.695		51.13	1:32.148	16:48:22.525
8 -	***50.264***	103.4	***1:20.681***	110.1	34.602	***80.5***	***2:45.547***	**(1)**	***79.60***		***16:51:08.072***
9 -	52.254	105.3	1:21.262	109.6	***34.327***	79.6	2:47.843		78.51	2.296	16:53:55.915
10 -	51.594	103.8	1:21.009	109.4	34.619	78.5	2:47.222		78.80	1.675	16:56:43.137
11 -	50.545	103.8	1:21.552	108.0	34.816	79.1	2:46.913	**(3)**	78.95	1.366	16:59:30.050

P51 11 THC Olivier HART Alfa Romeo Giulia Sprint GTA

IDEAL LAP TIME : 2:35.559 BEST LAP TIME : 2:36.205 DIFFERENCE : 0.646

LAP	SECTOR 1		SECTOR 2		SECTOR 3		LAP TIME		MPH	DIFF	TIME OF DAY
1 -				53.8	52.077		3:45.619		58.40	1:09.414	16:25:53.722
2 -	52.427	114.7	1:16.709		33.709	85.3	2:42.845		80.92	6.640	16:28:36.567
3 -	1:18.940	41.4	2:36.712	47.8	58.714	46.0	4:54.366		44.76	2:18.161	16:33:30.933
4 -	1:24.370	51.0	2:27.051	59.6	42.611		4:34.032		48.08	1:57.827	16:38:04.965
5 -	48.089	112.7	1:17.376	118.9	***32.769***	***86.4***	2:38.234	**(3)**	83.28	2.029	16:40:43.199
6 -	47.622	115.1	1:15.953	***120.4***	32.942		2:36.517	**(2)**	84.19	0.312	16:43:19.716
7 -	47.904	115.3	***1:15.665***		IN PIT		2:34.093	**P**	85.51		16:45:53.809
8 -	OUTLAP	113.7	1:16.961		32.848	85.0	3:57.191		55.55	1:20.986	16:49:51.000
9 -	47.425	***116.7***	1:15.709	120.2	33.071	85.5	***2:36.205***	**(1)**	***84.36***		***16:52:27.205***

P52 192 THA THOMAS / LOCKIE Ford Falcon

IDEAL LAP TIME : 2:36.197 BEST LAP TIME : 2:36.448 DIFFERENCE : 0.251

LAP	SECTOR 1		SECTOR 2		SECTOR 3		LAP TIME		MPH	DIFF	TIME OF DAY
1 -				53.8	51.087	64.1	3:46.085		58.28	1:09.637	16:25:54.188
2 -	53.993	125.2	1:16.336	136.9	34.303	84.3	2:44.632		80.04	8.184	16:28:38.820
3 -	1:18.531	36.9	2:37.072	44.5	58.093	48.9	4:53.696		44.86	2:17.248	16:33:32.516
4 -	1:25.618	47.6	2:27.030	64.5	42.056	85.0	4:34.704		47.97	1:58.256	16:38:07.220
5 -	47.831	126.6	***1:15.185***	***138.3***	34.090	***86.3***	2:37.106	**(3)**	83.87	0.658	16:40:44.326
6 -	***47.230***	127.0	1:15.436	133.9	***33.782***	85.8	***2:36.448***	**(1)**	***84.23***		***16:43:20.774***
7 -	47.308	127.5	1:15.588	137.2	33.819	85.8	2:36.715	**(2)**	84.08	0.267	16:45:57.489
8 -	47.536	***128.0***	1:15.403	135.0	IN PIT		2:33.005	**P**	86.12		16:48:30.494
9 -	OUTLAP	75.6	1:58.002	58.2	IN PIT		4:56.044	**P**	44.51	2:19.596	16:53:26.538

Weather / Track : Cloudy / Drying

Silverstone GP
Circuit Length = 3.6604 miles
Start: 16:22 Flag 17:08 End: 17:11

Silverstone Classic

Transatlantic Trophy for Pre '66 Touring Cars

RACE 9 - SECTOR ANALYSIS

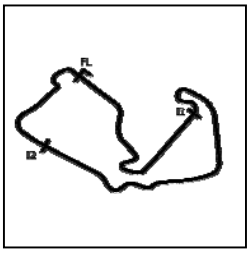

SECTOR 1 = FL to I1, SECTOR 2 = I1 to I2, SECTOR 3 = I2 to FL, DIFF = Difference To Personal Best Lap, P = Crossed Finish Line in Pit Lane, D = Time Disallowed

P53 17 THA BARTRUM / CAINE Ford Mustang

IDEAL LAP TIME : BEST LAP TIME : 3:47.051 DIFFERENCE :

LAP	SECTOR 1	SECTOR 2	SECTOR 3	LAP TIME	MPH	DIFF	TIME OF DAY
1 -		*53.4*	*50.721*	*71.6*	*3:47.051* **(1)**	*58.03*	*16:25:55.154*

P54 133 THC VELLA / ROBINSON Ford Lotus Cortina

IDEAL LAP TIME : BEST LAP TIME : 3:48.580 DIFFERENCE :

LAP	SECTOR 1	SECTOR 2	SECTOR 3	LAP TIME	MPH	DIFF	TIME OF DAY
1 -		*56.7*	*49.326*	*76.0*	*3:48.580* **(1)**	*57.65*	*16:25:56.683*

P55 47 THC Martin STROMMEN Ford Lotus Cortina

IDEAL LAP TIME : BEST LAP TIME : 3:49.049 DIFFERENCE :

LAP	SECTOR 1	SECTOR 2	SECTOR 3	LAP TIME	MPH	DIFF	TIME OF DAY
1 -		*64.4*	*48.232*	*74.9*	*3:49.049* **(1)**	*57.53*	*16:25:57.152*

P56 263 THA BLOMQVIST / SHEPHERD Ford Galaxie

IDEAL LAP TIME : BEST LAP TIME : 4:08.146 DIFFERENCE :

LAP	SECTOR 1	SECTOR 2	SECTOR 3	LAP TIME	MPH	DIFF	TIME OF DAY
1 -	*113.5*	*1:20.656*	*131.5*	*39.779*	*77.3*	*4:08.146* **(1)**	*53.10*	*16:26:16.249*

Weather / Track : Cloudy / Drying

Silverstone GP
Circuit Length = 3.6604 miles
Start: 16:22 Flag 17:08 End: 17:11

Silverstone Classic

Transatlantic Trophy for Pre '66 Touring Cars

RACE 9 - BEST SECTORS

	SECTOR 1			SECTOR 2			SECTOR 3		
POS	NO	NAME	TIME	NO	NAME	TIME	NO	NAME	TIME
1	9	DAVIES	46.738	9	DAVIES	1:14.566	79	MARTIN / SOPER	32.415
2	166	FENN / HILL	46.913	192	THOMAS / LOCKIE	1:15.185	113	WOLFE	32.593
3	11	HART	47.125	166	FENN / HILL	1:15.189	11	HART	32.769
4	999	HETHERINGTON	47.150	11	HART	1:15.665	30	DUTTON	32.830
5	192	THOMAS / LOCKIE	47.230	79	MARTIN / SOPER	1:15.671	46	CURLEY	32.897
6	79	MARTIN / SOPER	47.610	999	HETHERINGTON	1:15.916	34	BALFE	32.932
7	113	WOLFE	47.682	113	WOLFE	1:15.999	244	BELL	33.020
8	49	WELCH / NYBLAEU	47.731	36	BRADSHAW / EVAN	1:16.090	33	LAWLEY	33.058
9	35	BURTON	47.823	35	BURTON	1:16.237	191	HOLME / GREENSA	33.098
10	36	BRADSHAW / EVAN	47.986	85	N.NAISMITH / H.NA	1:16.266	166	FENN / HILL	33.123
11	191	HOLME / GREENSA	48.149	30	DUTTON	1:16.463	20	OWENS	33.175
12	30	DUTTON	48.165	34	BALFE	1:16.821	711	LEWIS	33.190
13	193	ISRAELSSON	48.252	191	HOLME / GREENSA	1:17.027	9	DAVIES	33.252
14	85	N.NAISMITH / H.NA	48.391	49	WELCH / NYBLAEU	1:17.051	3	MIDDLEHURST	33.289
15	4	INGRAM / ATTARD	48.448	4	INGRAM / ATTARD	1:17.187	75	EVANS / LITTLEJO	33.320
16	2	BROWN	48.505	193	ISRAELSSON	1:17.219	4	INGRAM / ATTARD	33.331
17	98	T.PATTLE / G.PATT	48.560	33	LAWLEY	1:17.234	170	JEWELL	33.340
18	170	JEWELL	48.586	2	BROWN	1:17.263	180	SHARP	33.430
19	34	BALFE	48.661	244	BELL	1:17.680	85	N.NAISMITH / H.NA	33.474
20	711	LEWIS	48.723	170	JEWELL	1:17.696	2	BROWN	33.479
21	46	CURLEY	48.752	711	LEWIS	1:17.728	98	T.PATTLE / G.PATT	33.516
22	33	LAWLEY	48.806	93	DUNHAM / OWEN	1:18.054	193	ISRAELSSON	33.524
23	169	WATTS / GIORDAN	48.830	3	MIDDLEHURST	1:18.073	93	DUNHAM / OWEN	33.526
24	10	J.WALKER-TULLEY	48.848	46	CURLEY	1:18.100	10	J.WALKER-TULLEY	33.598
25	93	DUNHAM / OWEN	48.946	20	OWENS	1:18.206	999	HETHERINGTON	33.622
26	244	BELL	49.021	135	REYNOLDS / QUIN	1:18.266	35	BURTON	33.624
27	135	REYNOLDS / QUIN	49.162	777	M.STREEK / O.STR	1:18.273	18	SMITH / USHER	33.640
28	3	MIDDLEHURST	49.233	10	J.WALKER-TULLEY	1:18.298	21	EDGECOMBE	33.651
29	777	M.STREEK / O.STR	49.274	180	SHARP	1:18.337	36	BRADSHAW / EVAN	33.683
30	75	EVANS / LITTLEJO	49.323	75	EVANS / LITTLEJO	1:18.363	117	HATTON	33.703
31	21	EDGECOMBE	49.340	21	EDGECOMBE	1:18.522	135	REYNOLDS / QUIN	33.705
32	29	R.SPENCER / J.SP	49.372	98	T.PATTLE / G.PATT	1:18.540	27	BOTTOMLEY / LEW	33.715
33	20	OWENS	49.412	29	R.SPENCER / J.SP	1:18.811	66	CULLEN / MCFADD	33.720
34	18	SMITH / USHER	49.437	82	DEETH / DEATH	1:19.106	192	THOMAS / LOCKIE	33.782
35	51	KING	49.578	169	WATTS / GIORDAN	1:19.164	169	WATTS / GIORDAN	33.807
36	180	SHARP	49.588	18	SMITH / USHER	1:19.226	82	DEETH / DEATH	33.863
37	82	DEETH / DEATH	49.679	66	CULLEN / MCFADD	1:19.329	49	WELCH / NYBLAEU	33.870
38	217	W.LYNCH / F.LYNC	49.985	27	BOTTOMLEY / LEW	1:19.630	29	R.SPENCER / J.SP	33.890
39	57	WARD	50.090	117	HATTON	1:19.754	777	M.STREEK / O.STR	34.086
40	66	CULLEN / MCFADD	50.196	217	W.LYNCH / F.LYNC	1:19.976	57	WARD	34.301
41	117	HATTON	50.199	26	SOWTER	1:20.020	24	HAGAN	34.327
42	27	BOTTOMLEY / LEW	50.211	51	KING	1:20.078	217	W.LYNCH / F.LYNC	34.432
43	24	HAGAN	50.264	57	WARD	1:20.561	104	SNOWDON / JAME	34.495
44	146	SMAIL / MANN	50.318	263	BLOMQVIST / SHEI	1:20.656	146	SMAIL / MANN	34.739
45	26	SOWTER	50.407	24	HAGAN	1:20.681	51	KING	34.825
46	104	SNOWDON / JAME	51.193	104	SNOWDON / JAME	1:20.708	588	M.HOLLAND / D.HC	34.948
47	588	M.HOLLAND / D.HC	51.481	146	SMAIL / MANN	1:21.086	54	NAIRN	35.001
48	28	LOW / HARRISON	51.691	588	M.HOLLAND / D.HC	1:21.967	26	SOWTER	35.400
49	54	NAIRN	52.464	28	LOW / HARRISON	1:23.140	28	LOW / HARRISON	35.481
50	141	RO.LONGDON / RI.	53.334	54	NAIRN	1:23.341	141	RO.LONGDON / RI.	35.630
51	164	GIBBONS / JUPE	53.455	141	RO.LONGDON / RI.	1:23.716	164	GIBBONS / JUPE	36.109
52	47	STROMMEN	55.472	164	GIBBONS / JUPE	1:25.103	55	RETTENMAIER	39.719
53	17	BARTRUM / CAINE	55.995	55	RETTENMAIER	1:30.505	263	BLOMQVIST / SHEI	39.779
54	55	RETTENMAIER	57.245				47	STROMMEN	48.232
55	133	VELLA / ROBINSON	57.274				133	VELLA / ROBINSON	49.326
56							17	BARTRUM / CAINE	50.721
57									

	IDEAL / BEST COMPARISON				
POS	NO	NAME	IDEAL	BEST	DIFF
		PERFECT LAP	2:33.719		
1	9	DAVIES	2:34.556	2:34.712	0.156
2	166	FENN / HILL	2:35.225	2:35.418	0.193
3	11	HART	2:35.559	2:36.205	0.646
4	79	MARTIN / SOPER	2:35.696	2:36.169	0.473
5	192	THOMAS / LOCKIE	2:36.197	2:36.448	0.251
6	113	WOLFE	2:36.274	2:36.851	0.577
7	999	HETHERINGTON	2:36.688	2:37.489	0.801
8	30	DUTTON	2:37.458	2:37.919	0.461
9	35	BURTON	2:37.684	2:38.461	0.777
10	36	BRADSHAW / EVANS	2:37.759	2:38.357	0.598
11	85	N.NAISMITH / H.NAIS	2:38.131	2:38.346	0.215
12	191	HOLME / GREENSAL	2:38.274	2:38.667	0.393
13	34	BALFE	2:38.414	2:38.731	0.317
14	49	WELCH / NYBLAEUS	2:38.652	2:39.769	1.117
15	4	INGRAM / ATTARD	2:38.966	2:40.385	1.419
16	193	ISRAELSSON	2:38.995	2:39.424	0.429
17	33	LAWLEY	2:39.098	2:39.787	0.689
18	2	BROWN	2:39.247	2:39.602	0.355
19	170	JEWELL	2:39.622	2:40.266	0.644
20	711	LEWIS	2:39.641	2:40.431	0.790
21	244	BELL	2:39.721	2:40.134	0.413
22	46	CURLEY	2:39.749	2:40.533	0.784
23	93	DUNHAM / OWEN	2:40.526	2:40.943	0.417
24	3	MIDDLEHURST	2:40.595	2:40.595	0.000
25	98	T.PATTLE / G.PATTL	2:40.616	2:41.788	1.172
26	10	J.WALKER-TULLEY /	2:40.744	2:41.410	0.666
27	20	OWENS	2:40.793	2:41.327	0.534
28	75	EVANS / LITTLEJOHN	2:41.006	2:41.381	0.375
29	135	REYNOLDS / QUINTE	2:41.133	2:41.765	0.632
30	180	SHARP	2:41.355	2:41.547	0.192
31	21	EDGECOMBE	2:41.513	2:41.960	0.447
32	777	M.STREEK / O.STRE	2:41.633	2:42.401	0.768
33	169	WATTS / GIORDANE	2:41.801	2:42.284	0.483
34	29	R.SPENCER / J.SPEN	2:42.073	2:42.856	0.783
35	18	SMITH / USHER	2:42.303	2:42.474	0.171
36	82	DEETH / DEATH	2:42.648	2:42.947	0.299
37	66	CULLEN / MCFADDE	2:43.245	2:43.928	0.683
38	27	BOTTOMLEY / LEWIS	2:43.556	2:43.651	0.095
39	117	HATTON	2:43.656	2:43.805	0.149
40	217	W.LYNCH / F.LYNCH	2:44.393	2:45.634	1.241
41	51	KING	2:44.481	2:44.778	0.297
42	57	WARD	2:44.952	2:45.260	0.308
43	24	HAGAN	2:45.272	2:45.547	0.275
44	26	SOWTER	2:45.827	2:46.184	0.357
45	146	SMAIL / MANN	2:46.143	2:46.857	0.714
46	104	SNOWDON / JAMES	2:46.396	2:46.412	0.016
47	588	M.HOLLAND / D.HOL	2:48.396	2:48.989	0.593
48	28	LOW / HARRISON	2:50.312	2:51.310	0.998
49	54	NAIRN	2:50.806	2:51.792	0.986
50	141	RO.LONGDON / RI.LO	2:52.680	2:53.046	0.366
51	164	GIBBONS / JUPE	2:54.667	2:55.297	0.630
52	55	RETTENMAIER	3:07.469	3:07.469	0.000
53	263	BLOMQVIST / SHEPH		4:08.146	
54	47	STROMMEN		3:49.049	
55	133	VELLA / ROBINSON		3:48.580	
56	17	BARTRUM / CAINE		3:47.051	

Weather / Track : Cloudy / Drying

Silverstone GP
Circuit Length = 3.6604 miles
Start: 16:22 Flag 17:08 End: 17:11

Results can be found at www.tsl-timing.com

Printed - 17:13 Saturday, 27 July 2019

Silverstone Classic

Transatlantic Trophy for Pre '66 Touring Cars

RACE 9 - BEST SPEEDS

	INTERMEDIATE 1			INTERMEDIATE 2			FINISH LINE		
POS	NO	NAME	MPH	NO	NAME	MPH	NO	NAME	MPH
1	9	DAVIES	132.3	9	DAVIES	139.8	9	DAVIES	88.3
2	192	THOMAS / LOCKIE	128.0	192	THOMAS / LOCKIE	138.3	35	BURTON	88.1
3	166	FENN / HILL	126.3	166	FENN / HILL	133.4	999	HETHERINGTON	87.6
4	35	BURTON	124.5	36	BRADSHAW / EVANS	132.8	79	MARTIN / SOPER	87.1
5	36	BRADSHAW / EVANS	124.0	85	N.NAISMITH / H.NAISMITH	131.8	30	DUTTON	87.0
6	85	N.NAISMITH / H.NAISMITH	122.9	49	WELCH / NYBLAEUS	131.5	191	HOLME / GREENSALL	86.5
7	999	HETHERINGTON	122.4	263	BLOMQVIST / SHEPHERD	131.5	166	FENN / HILL	86.4
8	193	ISRAELSSON	122.0	35	BURTON	129.3	113	WOLFE	86.4
9	49	WELCH / NYBLAEUS	118.7	193	ISRAELSSON	128.8	11	HART	86.4
10	11	HART	116.7	999	HETHERINGTON	128.0	98	T.PATTLE / G.PATTLE	86.3
11	79	MARTIN / SOPER	116.1	51	KING	124.5	193	ISRAELSSON	86.3
12	34	BALFE	115.3	26	SOWTER	121.7	192	THOMAS / LOCKIE	86.3
13	26	SOWTER	114.9	79	MARTIN / SOPER	121.5	36	BRADSHAW / EVANS	86.2
14	191	HOLME / GREENSALL	114.9	2	BROWN	120.6	169	WATTS / GIORDANELLI	85.8
15	113	WOLFE	114.5	30	DUTTON	120.6	2	BROWN	85.7
16	170	JEWELL	114.1	34	BALFE	120.4	33	LAWLEY	85.5
17	98	T.PATTLE / G.PATTLE	113.9	170	JEWELL	120.4	34	BALFE	85.3
18	133	VELLA / ROBINSON	113.9	11	HART	120.4	49	WELCH / NYBLAEUS	85.2
19	2	BROWN	113.5	113	WOLFE	120.0	777	M.STREEK / O.STREEK	85.1
20	263	BLOMQVIST / SHEPHERD	113.5	777	M.STREEK / O.STREEK	119.1	170	JEWELL	84.9
21	169	WATTS / GIORDANELLI	113.3	10	J.WALKER-TULLEY / R.WALKEF	118.3	4	INGRAM / ATTARD	84.4
22	30	DUTTON	113.1	29	R.SPENCER / J.SPENCER	118.1	85	N.NAISMITH / H.NAISMITH	84.3
23	51	KING	112.7	93	DUNHAM / OWEN	117.7	10	J.WALKER-TULLEY / R.WALKEF	84.0
24	4	INGRAM / ATTARD	112.4	4	INGRAM / ATTARD	117.3	711	LEWIS	83.8
25	93	DUNHAM / OWEN	112.4	191	HOLME / GREENSALL	117.3	93	DUNHAM / OWEN	83.7
26	777	M.STREEK / O.STREEK	111.8	169	WATTS / GIORDANELLI	117.1	135	REYNOLDS / QUINTERO	83.7
27	29	R.SPENCER / J.SPENCER	111.8	33	LAWLEY	117.1	180	SHARP	83.1
28	10	J.WALKER-TULLEY / R.WALKEF	111.1	135	REYNOLDS / QUINTERO	116.7	29	R.SPENCER / J.SPENCER	82.9
29	135	REYNOLDS / QUINTERO	110.9	98	T.PATTLE / G.PATTLE	116.3	46	CURLEY	82.7
30	33	LAWLEY	110.9	180	SHARP	115.5	244	BELL	82.6
31	47	STROMMEN	110.9	146	SMAIL / MANN	115.3	26	SOWTER	82.5
32	711	LEWIS	110.3	244	BELL	114.7	51	KING	82.2
33	146	SMAIL / MANN	110.3	46	CURLEY	114.5	3	MIDDLEHURST	82.1
34	180	SHARP	109.4	20	OWENS	114.3	75	EVANS / LITTLEJOHN	81.7
35	20	OWENS	108.7	24	HAGAN	114.1	66	CULLEN / MCFADDEN	81.7
36	46	CURLEY	108.5	711	LEWIS	113.9	146	SMAIL / MANN	81.7
37	244	BELL	108.4	3	MIDDLEHURST	113.9	57	WARD	81.3
38	21	EDGECOMBE	108.0	21	EDGECOMBE	113.3	20	OWENS	81.2
39	3	MIDDLEHURST	108.0	217	W.LYNCH / F.LYNCH	113.3	21	EDGECOMBE	81.0
40	75	EVANS / LITTLEJOHN	107.8	66	CULLEN / MCFADDEN	112.9	18	SMITH / USHER	80.9
41	588	M.HOLLAND / D.HOLLAND	107.5	82	DEETH / DEATH	112.9	27	BOTTOMLEY / LEWIS	80.6
42	18	SMITH / USHER	107.3	18	SMITH / USHER	112.7	82	DEETH / DEATH	80.6
43	217	W.LYNCH / F.LYNCH	107.2	588	M.HOLLAND / D.HOLLAND	112.5	217	W.LYNCH / F.LYNCH	80.5
44	66	CULLEN / MCFADDEN	107.0	75	EVANS / LITTLEJOHN	112.4	24	HAGAN	80.5
45	24	HAGAN	106.8	57	WARD	112.4	117	HATTON	80.1
46	57	WARD	106.5	104	SNOWDON / JAMES	110.9	104	SNOWDON / JAMES	79.7
47	82	DEETH / DEATH	106.3	117	HATTON	110.7	54	NAIRN	79.6
48	117	HATTON	106.1	27	BOTTOMLEY / LEWIS	109.6	28	LOW / HARRISON	79.3
49	27	BOTTOMLEY / LEWIS	105.5	54	NAIRN	109.2	588	M.HOLLAND / D.HOLLAND	79.1
50	28	LOW / HARRISON	104.2	28	LOW / HARRISON	108.7	263	BLOMQVIST / SHEPHERD	77.3
51	54	NAIRN	103.4	164	GIBBONS / JUPE	104.3	141	RO.LONGDON / RI.LONGDON	77.1
52	104	SNOWDON / JAMES	103.2	141	RO.LONGDON / RI.LONGDON	104.2	133	VELLA / ROBINSON	76.0
53	17	BARTRUM / CAINE	102.6	55	RETTENMAIER	97.1	164	GIBBONS / JUPE	75.9
54	141	RO.LONGDON / RI.LONGDON	100.0	47	STROMMEN	64.4	47	STROMMEN	74.9
55	164	GIBBONS / JUPE	99.2	133	VELLA / ROBINSON	56.7	55	RETTENMAIER	71.9
56	55	RETTENMAIER	91.6	17	BARTRUM / CAINE	53.4	17	BARTRUM / CAINE	71.6
57									

Weather / Track : Cloudy / Drying

Silverstone GP
Circuit Length = 3.6604 miles
Start: 16:22 Flag 17:08 End: 17:11

Silverstone Classic

Transatlantic Trophy for Pre '66 Touring Cars

RACE 9 - STATISTICS

Competitors Started	57
Planned Start	2019-07-27 @ 16:15:00.000
Actual Start	2019-07-27 @ 16:22:08.102
Finish Time	2019-07-27 @ 17:08:24.599
Track Length	3.6604mi.
Total Laps	742
Total Distance Covered	2716.0892mi.

Session Fastest Lap History

NO	CL	NAME	LAP TIME	TIME OF DAY	LAP	VEHICLE
166	THA	**FENN / HILL**	**3:45.491**	16:25:53.606	1	Ford Mustang
9	THA	**Craig DAVIES**	**2:41.742**	16:28:36.203	2	Ford Mustang
9	THA	**Craig DAVIES**	**2:37.901**	16:40:42.534	5	Ford Mustang
192	THA	**THOMAS / LOCKIE**	**2:37.106**	16:40:44.331	5	Ford Falcon
9	THA	**Craig DAVIES**	**2:36.295**	16:43:18.837	6	Ford Mustang
166	THA	**FENN / HILL**	**2:35.797**	16:44:37.531	6	Ford Mustang
166	THA	**FENN / HILL**	**2:35.676**	16:55:00.979	10	Ford Mustang
166	THA	**FENN / HILL**	**2:35.418**	16:57:36.398	11	Ford Mustang
9	THA	**Craig DAVIES**	**2:34.712**	16:57:37.086	11	Ford Mustang

Session Leader History

NO	CL	NAME	FROM LAP	LAPS LED	DISTANCE	VEHICLE
166	THA	**FENN / HILL**	1	1	3.66 miles	Ford Mustang
9	THA	**Craig DAVIES**	2	6	21.96 miles	Ford Mustang
192	THA	**THOMAS / LOCKIE**	8	1	3.66 miles	Ford Falcon
36	THA	**BRADSHAW / EVANS**	9	1	3.66 miles	Ford Mustang
21	THD	**Dave EDGECOMBE**	10	1	3.66 miles	Austin Mini Cooper S
166	THA	**FENN / HILL**	11	1	3.66 miles	Ford Mustang
9	THA	**Craig DAVIES**	12	1	3.66 miles	Ford Mustang
166	THA	**FENN / HILL**	13	3	10.98 miles	Ford Mustang

Flag History

TYPE	TIME OF DAY
GREEN	16:22:08.102
SAFETY	16:29:20.147
GREEN	16:38:03.088
FINISH	17:08:24.599

Flag Statistics

TYPE	COUNT	TOTAL LAPS	TOTAL TIME
Green	2	14	40:27.478
Red	0	0	0.000
Safety Car	1	1	8:42.941
FCY	0	0	0.000

Silverstone GP
Circuit Length = 3.6604 miles
Start: 16:22 Flag 17:08 End: 17:11

Weather / Track : Cloudy / Drying

These results are provisional until the conclusion of any judicial and technical matters.

Clerk Of Course :		Timekeeper :

Silverstone Classic

Transatlantic Trophy for Pre '66 Touring Cars

RACE 9 - STATISTICS

CLASS : THC

24 Starters

Fastest Lap History

NO	NAME	LAP TIME	TIME OF DAY	LAP	VEHICLE
11	**Olivier HART**	**3:45.619**	16:25:53.722	1	Alfa Romeo Giulia Sprint GTA
11	**Olivier HART**	**2:42.845**	16:28:36.629	2	Alfa Romeo Giulia Sprint GTA
11	**Olivier HART**	**2:38.234**	16:40:43.262	5	Alfa Romeo Giulia Sprint GTA
11	**Olivier HART**	**2:36.517**	16:43:19.777	6	Alfa Romeo Giulia Sprint GTA
79	**MARTIN / SOPER**	**2:36.407**	16:50:09.636	8	Ford Lotus Cortina
11	**Olivier HART**	**2:36.205**	16:52:27.267	9	Alfa Romeo Giulia Sprint GTA
79	**MARTIN / SOPER**	**2:36.169**	16:52:45.806	9	Ford Lotus Cortina

Leader History

NO	NAME	FROM LAP	LAPS LED	DISTANCE	VEHICLE
11	**Olivier HART**	1	7	25.62 miles	Alfa Romeo Giulia Sprint GTA
4	**INGRAM / ATTARD**	8	1	3.66 miles	Ford Lotus Cortina
33	**Andrew LAWLEY**	9	1	3.66 miles	Alfa Romeo Giulia Sprint GTA
113	**Andy WOLFE**	10	6	21.96 miles	Ford Lotus Cortina

Silverstone GP

Weather / Track : Cloudy / Drying

Circuit Length = 3.6604 miles

These results are provisional until the conclusion of any judicial and technical matters.

Start: 16:22 Flag 17:08 End: 17:11

Clerk Of Course :		Timekeeper :

Silverstone Classic

Transatlantic Trophy for Pre '66 Touring Cars

RACE 9 - STATISTICS

CLASS : THD

19 Starters

Fastest Lap History

NO	NAME	LAP TIME	TIME OF DAY	LAP	VEHICLE
3	**Chris MIDDLEHURST**	**3:50.240**	16:25:58.401	1	Morris Mini Cooper S
3	**Chris MIDDLEHURST**	**2:49.978**	16:28:48.372	2	Morris Mini Cooper S
244	**Tom BELL**	**2:48.376**	16:28:48.618	2	Austin Mini Cooper S
18	**SMITH / USHER**	**2:48.110**	16:28:50.814	2	Austin Mini Cooper S
3	**Chris MIDDLEHURST**	**2:40.595**	16:40:55.643	5	Morris Mini Cooper S
244	**Tom BELL**	**2:40.544**	16:40:56.112	5	Austin Mini Cooper S
244	**Tom BELL**	**2:40.134**	16:52:58.491	9	Austin Mini Cooper S

Leader History

NO	NAME	FROM LAP	LAPS LED	DISTANCE	VEHICLE
3	**Chris MIDDLEHURST**	1	6	21.96 miles	Morris Mini Cooper S
244	**Tom BELL**	7	1	3.66 miles	Austin Mini Cooper S
711	**Dan LEWIS**	8	1	3.66 miles	Austin Mini Cooper S
21	**Dave EDGECOMBE**	9	2	7.32 miles	Austin Mini Cooper S
46	**Ian CURLEY**	11	3	10.98 miles	Austin Mini Cooper S
244	**Tom BELL**	14	1	3.66 miles	Austin Mini Cooper S
46	**Ian CURLEY**	15	1	3.66 miles	Austin Mini Cooper S

Silverstone GP

Weather / Track : Cloudy / Drying

Circuit Length = 3.6604 miles

These results are provisional until the conclusion of any judicial and technical matters.

Start: 16:22 Flag 17:08 End: 17:11

Clerk Of Course :		Timekeeper :

Silverstone Classic

Transatlantic Trophy for Pre '66 Touring Cars

RACE 9 - STATISTICS

CLASS : THA

13 Starters

Fastest Lap History

NO	NAME	LAP TIME	TIME OF DAY	LAP	VEHICLE
166	**FENN / HILL**	**3:45.491**	16:25:53.606	1	Ford Mustang
9	**Craig DAVIES**	**2:41.742**	16:28:36.203	2	Ford Mustang
9	**Craig DAVIES**	**2:37.901**	16:40:42.534	5	Ford Mustang
192	**THOMAS / LOCKIE**	**2:37.106**	16:40:44.331	5	Ford Falcon
9	**Craig DAVIES**	**2:36.295**	16:43:18.837	6	Ford Mustang
166	**FENN / HILL**	**2:35.797**	16:44:37.531	6	Ford Mustang
166	**FENN / HILL**	**2:35.676**	16:55:00.979	10	Ford Mustang
166	**FENN / HILL**	**2:35.418**	16:57:36.398	11	Ford Mustang
9	**Craig DAVIES**	**2:34.712**	16:57:37.086	11	Ford Mustang

Leader History

NO	NAME	FROM LAP	LAPS LED	DISTANCE	VEHICLE
166	**FENN / HILL**	1	1	3.66 miles	Ford Mustang
9	**Craig DAVIES**	2	6	21.96 miles	Ford Mustang
192	**THOMAS / LOCKIE**	8	1	3.66 miles	Ford Falcon
36	**BRADSHAW / EVANS**	9	1	3.66 miles	Ford Mustang
166	**FENN / HILL**	10	2	7.32 miles	Ford Mustang
9	**Craig DAVIES**	12	1	3.66 miles	Ford Mustang
166	**FENN / HILL**	13	3	10.98 miles	Ford Mustang

Silverstone GP

Weather / Track : Cloudy / Drying

Circuit Length = 3.6604 miles

These results are provisional until the conclusion of any judicial and technical matters.

Start: 16:22 Flag 17:08 End: 17:11

Clerk Of Course :		Timekeeper :

Silverstone Classic

Transatlantic Trophy for Pre '66 Touring Cars

RACE 9 - STATISTICS

CLASS : THB

1 Starters

Fastest Lap History

NO	NAME	LAP TIME	TIME OF DAY	LAP	VEHICLE
180	**Tom SHARP**	**3:54.447**	16:26:02.563	1	BMW 1800 Tisa
180	**Tom SHARP**	**2:51.562**	16:28:54.126	2	BMW 1800 Tisa
180	**Tom SHARP**	**2:44.046**	16:41:10.333	5	BMW 1800 Tisa
180	**Tom SHARP**	**2:43.911**	16:43:54.245	6	BMW 1800 Tisa
180	**Tom SHARP**	**2:43.163**	16:46:37.406	7	BMW 1800 Tisa
180	**Tom SHARP**	**2:42.777**	16:56:01.989	10	BMW 1800 Tisa
180	**Tom SHARP**	**2:42.423**	17:01:30.078	12	BMW 1800 Tisa
180	**Tom SHARP**	**2:41.547**	17:04:11.625	13	BMW 1800 Tisa

Leader History

NO	NAME	FROM LAP	LAPS LED	DISTANCE	VEHICLE
180	**Tom SHARP**	1	15	54.90 miles	BMW 1800 Tisa

Silverstone GP

Weather / Track : Cloudy / Drying

Circuit Length = 3.6604 miles

These results are provisional until the conclusion of any judicial and technical matters.

Start: 16:22 Flag 17:08 End: 17:11

Clerk Of Course :		Timekeeper :

Silverstone Classic

Bentley Centenary Trophy for Pre-War Sports Cars

QUALIFYING - RACE 10 - CLASSIFICATION

Sheet No:	Issue Time:

POS	NO	CL	PIC	NAME	ENTRY	TIME	ON	LAPS	GAP	DIFF	MPH
1	8	PW7	1	Rudiger FRIEDRICHS	Alvis Firefly 4.3	2:51.737	5	7			76.73
2	11	PW1	1	WAKEMAN / BL'-EDWARDS	Frazer Nash Super Sports	2:52.228	7	8	0.491	0.491	76.51
3	52	PW6	1	Gareth BURNETT	Alta Sports	2:55.759	6	6	4.022	3.531	74.97
4	20	PW7	2	Michael BIRCH	Talbot AV105 Brooklands JJ93	2:57.398	8	8	5.661	1.639	74.28
5	39	PW SP	1	O.LLEWELLYN / T.LLEWELLYN	Bentley 3/8	2:58.854	3	8	7.117	1.456	73.67
6	45	PW7	3	KEELING / LOCKIE	Delahaye 135	2:59.685	8	8	7.948	0.831	73.33
7	54	PW5	1	BARRIE / PRILL	BMW 328	3:00.858	7	8	9.121	1.173	72.86
8	77	PW6	2	Niklas HALUSA	Alfa Romeo 8C 2300 Zagato Spyder	3:02.202	3	8	10.465	1.344	72.32
9	9	PW3	1	HUDSON / MORLEY	Bentley 3/4½	3:02.516	7	8	10.779	0.314	72.20
10	35	PW1	2	DARBYSHIRE / CAMERON	Morgan Super Aero	3:02.912	2	8	11.175	0.396	72.04
11	15	PW4	1	BRIGGS / ARCHER	Aston Martin Ulster LM15	3:05.987	3	8	14.250	3.075	70.85
12	21	PW5	2	Alan MIDDLETON	Aston Martin Speed 'Red Dragon	3:06.303	3	4	14.566	0.316	70.73
13	71	PW7	4	Till BECHTOLSHEIMER	Talbot Lago T150C	3:07.125	6	7	15.388	0.822	70.42
14	5	PW4	2	E.BRADLEY / R.BRADLEY	Aston Martin Ulster	3:07.748	3	8	16.011	0.623	70.18
15	4	PW3	2	C.MORLEY / J.MORLEY	Bentley 3/4½	3:08.474	3	7	16.737	0.726	69.91
16	36	PW3	3	FISKEN / BREWSTER	Vauxhall 30/98 The Hughes Special	3:09.470	2	7	17.733	0.996	69.55
17	42	PW7	5	David COOKE	Alfa Romeo 8C Monza	3:10.272	6	8	18.535	0.802	69.25
18	75	PW SP	2	Matt WALTON	Bentley 3/8	3:11.367	5	7	19.630	1.095	68.86
19	27	PW5	3	Peter DUBSKY	Aston Martin 15/98 2-seater	3:12.292	8	8	20.555	0.925	68.53
20	51	PW7	6	C. BALL / N. BALL	Invicta S-Type Low Chassis	3:13.116	6	7	21.379	0.824	68.23
21	14	PW5	4	Robert BLAKEMORE	Aston Martin Speed Model	3:13.329	7	7	21.592	0.213	68.16
22	7	PW5	5	Heinz STAMM	Aston Martin 2 Litre Speed	3:13.456	6	7	21.719	0.127	68.11
23	17	PW4	3	MASON-FRANCHITTI / WOOD	Aston Martin Ulster LM17	3:14.447	1	8	22.710	0.991	67.77
24	26	PW3	4	M.LITTLEWOOD/A.LITTLEWOOD	Bentley 3/4½	3:14.476	3	6	22.739	0.029	67.76
25	31	PW7	7	Trevor SWETE	Invicta S-Type	3:15.349	6	8	23.612	0.873	67.45
26	19	PW5	6	David OZANNE	Aston Martin 2 Litre Speed Model	3:16.405	7	7	24.668	1.056	67.09
27	24	PW SP	3	David AYRE	Barnato Hassan Special	3:16.505	7	7	24.768	0.100	67.06
28	22	PW7	8	Robert LEWIS	Lagonda V12 Le Mans	3:16.738	8	8	25.001	0.233	66.98
29	2	PW3	5	Martin OVERINGTON	Bentley 4½ Blower	3:16.955	2	6	25.218	0.217	66.90
30	48	PW3	6	STEWART / ELBOURN	Bentley 3/4½	3:17.742	6	7	26.005	0.787	66.64
31	57	PW3	7	GALLIERS-PRATT / BL'-EDWARDS	Bentley 3/4.5	3:18.076	2	7	26.339	0.334	66.52
32	41	PW7	9	A.BROWN / R.BROWN	Invicta Low Chassis	3:18.208	6	6	26.471	0.132	66.48
33	16	PW2	1	Jock MACKINNON	Bentley 3 litre Tourer	3:20.488	5	7	28.751	2.280	65.72
34	84	PW3	8	Neil SANDWITH	Bentley 3/4½	3:20.681	6	7	28.944	0.193	65.66
35	12	PW6	3	Chris LUNN	Talbot 105 Sports Team Car	3:20.686	3	8	28.949	0.005	65.66
36	3	PW1	3	Simon EDWARDS	Morgan Super Aero	3:21.572	4	5	29.835	0.886	65.37
37	40	PW7	10	Richard REAY-SMITH	Lagonda LG45 Fox & Nicholls Team Car	3:22.252	7	7	30.515	0.680	65.15
38	38	PW4	4	Christopher SCOTT-MACKIRDY	Aston Le Mans	3:23.535	6	7	31.798	1.283	64.74
39	140	PW4	5	KING / PLANT	Morgan 4/4 Le Mans	3:25.471	2	2	33.734	1.936	64.13
40	23	PW3	9	BELL / WELCH	Bentley 3/4½	3:27.842	4	7	36.105	2.371	63.40
41	46	PW2	2	WILTSHIRE / SHOOSMITH	Bentley 3 Litre	3:30.840	2	6	39.103	2.998	62.50
42	70	PW3	10	Graham GOODWIN	Bentley 4½ Le Mans Rep	3:32.426	7	7	40.689	1.586	62.03
43	6	PW3	11	J.WARD / T.WARD	Bentley 4½	3:33.039	6	6	41.302	0.613	61.85
44	34	PW3	12	W.ELBOURN SNR / G.ELBOURN	Bentley 3/4½	3:33.182	7	7	41.445	0.143	61.81
45	33	PW4	6	SALISBURY / MELLORS	Aston Martin Ulster	3:36.824	5	6	45.087	3.642	60.77
46	32	PW7	11	P.BRADFIELD / G.BRADFIELD	Invicta S Type	3:36.956	2	6	45.219	0.132	60.73
47	18	PW3	13	Guy NORTHAM	Bentley 4½	3:43.523	7	7	51.786	6.567	58.95
48	37	PW4	7	SEBBA / COLE	Morgan 4-4	3:48.940	6	6	57.203	5.417	57.56
49	43	PW4	8	Tarek MAHMOUD	Aston Martin Le Mans	3:50.579	6	6	58.842	1.639	57.15
50	10	PW2	3	Vivian BUSH	Bentley 3 litre	3:52.124	5	6	1:00.387	1.545	56.77
51	47*	PW4	9	STOCH / POTOCKI	Aston Martin International	3:57.956	3	4	1:06.219	5.832	55.37
52	1	PW2	4	Martin HALUSA	Bugatti 35C/B			0			

***Car 47 requires a working transponder - Regulation Q12.2.1 refers.**

Silverstone GP
Circuit Length = 3.6604 miles
Start: 12:46 Flag 13:13 End: 13:19

Weather / Track : Cloudy / Dry

These results are provisional until the conclusion of any judicial and technical matters.

Clerk Of Course :	Steward :	Timekeeper :

Results can be found at www.tsl-timing.com

Printed - 13:24 Friday, 26 July 2019

Silverstone Classic

Bentley Centenary Trophy for Pre-War Sports Cars

QUALIFYING - RACE 10 - SECTOR ANALYSIS

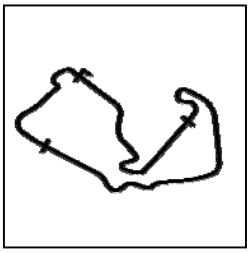

SECTOR 1 = FL to I1, SECTOR 2 = I1 to I2, SECTOR 3 = I2 to FL, DIFF = Difference To Personal Best Lap, P = Crossed Finish Line in Pit Lane, D = Time Disallowed

P1 8 PW7 Rudiger FRIEDRICHS — Alvis Firefly 4.3

IDEAL LAP TIME : 2:51.016 BEST LAP TIME : 2:51.737 DIFFERENCE : 0.721

LAP	SECTOR 1		SECTOR 2		SECTOR 3		LAP TIME		MPH	DIFF	TIME OF DAY
1 -	52.029	98.6	1:24.900	111.2	36.532	80.6	2:53.461		75.96	1.724	12:51:59.248
2 -	51.834	105.0	1:24.349	112.0	38.105	68.4	2:54.288		75.60	2.551	12:54:53.536
3 -	52.140	104.3	1:23.713	113.7	37.895	78.8	2:53.748		75.84	2.011	12:57:47.284
4 -	52.638	108.5	1:23.485	***114.9***	36.625	77.4	2:52.748	**(3)**	76.28	1.011	13:00:40.032
5 -	51.886	***109.8***	1:23.560	113.5	36.291	***82.2***	***2:51.737***	**(1)**	***76.73***		***13:03:31.769***
6 -	52.135	106.3	1:23.981	113.3	***36.060***	80.1	2:52.176	**(2)**	76.53	0.439	13:06:23.945
7 -	52.725	106.0	***1:23.180***	113.9	36.851	81.8	2:52.756		76.27	1.019	13:09:16.701

P2 11 PW1 WAKEMAN / BL'-EDWARDS — Frazer Nash Super Sports

IDEAL LAP TIME : 2:51.951 BEST LAP TIME : 2:52.228 DIFFERENCE : 0.277

LAP	SECTOR 1		SECTOR 2		SECTOR 3		LAP TIME		MPH	DIFF	TIME OF DAY
1 -	54.575	95.5	1:25.444	99.7	35.401	78.3	2:55.420		75.12	3.192	12:52:00.739
2 -	***52.738***	96.6	1:25.223	99.1	35.535	76.8	2:53.496	**(2)**	75.95	1.268	12:54:54.235
3 -	OUTLAP			95.0	37.212	73.5	3:45.526		58.43	53.298	12:58:39.761
4 -	58.192	92.6	1:27.009	***101.8***	36.415	75.4	3:01.616		72.55	9.388	13:01:41.377
5 -	OUTLAP			98.6	36.961	76.8	3:57.288		55.53	1:05.060	13:05:38.665
6 -	52.744	96.5	1:25.872	98.9	35.383	***78.5***	2:53.999	**(3)**	75.73	1.771	13:08:32.664
7 -	53.015	97.1	***1:23.978***	100.0	***35.235***	78.4	***2:52.228***	**(1)**	***76.51***		***13:11:24.892***
8 -	52.963	96.4	1:24.795	100.3	37.027	68.0	2:54.785		75.39	2.557	13:14:19.677

P3 52 PW6 Gareth BURNETT — Alta Sports

IDEAL LAP TIME : 2:54.956 BEST LAP TIME : 2:55.759 DIFFERENCE : 0.803

LAP	SECTOR 1		SECTOR 2		SECTOR 3		LAP TIME		MPH	DIFF	TIME OF DAY
1 -	58.892	86.5	1:35.289	87.8	39.010	69.1	3:13.191		68.21	17.432	12:52:27.412
2 -	57.621	86.7	1:31.049	92.1	37.655	73.1	3:06.325		70.72	10.566	12:55:33.737
3 -	56.167	93.3	1:30.428	92.8	37.571	76.6	3:04.166	**(3)**	71.55	8.407	12:58:37.903
4 -	OUTLAP			82.0	40.010	***78.2***	10:40.518		20.57	7:44.759	13:09:18.421
5 -	***51.954***	***99.7***	1:29.109	94.3	36.970	74.7	2:58.033	**(2)**	74.01	2.274	13:12:16.454
6 -	52.757	98.9	***1:26.808***	***101.6***	***36.194***	76.6	***2:55.759***	**(1)**	***74.97***		***13:15:12.213***

P4 20 PW7 Michael BIRCH — Talbot AV105 Brooklands JJ93

IDEAL LAP TIME : 2:56.768 BEST LAP TIME : 2:57.398 DIFFERENCE : 0.630

LAP	SECTOR 1		SECTOR 2		SECTOR 3		LAP TIME		MPH	DIFF	TIME OF DAY
1 -	OUTLAP			100.0	38.209	76.8	3:34.623		61.39	37.225	12:52:47.867
2 -	55.350	96.5	1:28.017	102.1	37.586	76.4	3:00.953		72.82	3.555	12:55:48.820
3 -	55.084	99.1	1:28.660	101.5	38.379	67.5	3:02.123		72.35	4.725	12:58:50.943
4 -	55.185	100.1	1:28.568	102.7	37.535	76.2	3:01.288		72.68	3.890	13:01:52.231
5 -	54.664	98.9	1:28.621	102.9	***36.785***	77.1	3:00.070	**(3)**	73.18	2.672	13:04:52.301
6 -	***53.677***	98.9	1:26.435	***103.7***	37.732	76.0	2:57.844	**(2)**	74.09	0.446	13:07:50.145
7 -	54.092	***101.6***	1:29.581	99.1	38.435	76.3	3:02.108		72.36	4.710	13:10:52.253
8 -	54.201	99.8	***1:26.306***	103.4	36.891	***77.7***	***2:57.398***	**(1)**	***74.28***		***13:13:49.651***

P5 39 PW SP O.LLEWELLYN / T.LLEWELLYN — Bentley 3/8

IDEAL LAP TIME : 2:57.989 BEST LAP TIME : 2:58.854 DIFFERENCE : 0.865

LAP	SECTOR 1		SECTOR 2		SECTOR 3		LAP TIME		MPH	DIFF	TIME OF DAY
1 -	55.329	88.6	1:32.012	105.6	38.749	71.9	3:06.090		70.81	7.236	12:53:51.157
2 -	56.527	92.1	1:27.569	97.1	39.892	77.2	3:03.988		71.62	5.134	12:56:55.145
3 -	54.788	96.4	1:26.374	110.9	***37.692***	79.7	***2:58.854***	**(1)**	***73.67***		***12:59:53.999***
4 -	OUTLAP			***115.1***	39.731	79.7	4:05.564		53.66	1:06.710	13:03:59.563
5 -	56.168	89.7	1:31.596	105.8	38.172	77.3	3:05.936		70.87	7.082	13:07:05.499
6 -	***54.073***	93.7	1:26.580	105.5	38.945	78.3	2:59.598	**(2)**	73.37	0.744	13:10:05.097
7 -	56.415	93.9	***1:26.224***	114.1	38.726	80.1	3:01.365		72.65	2.511	13:13:06.462
8 -	54.196	***101.5***	1:27.517	108.0	39.617	77.4	3:01.330	**(3)**	72.67	2.476	13:16:07.792

Weather / Track : Cloudy / Dry

Silverstone GP
Circuit Length = 3.6604 miles
Start: 12:46 Flag 13:13 End: 13:19

Silverstone Classic

Bentley Centenary Trophy for Pre-War Sports Cars

QUALIFYING - RACE 10 - SECTOR ANALYSIS

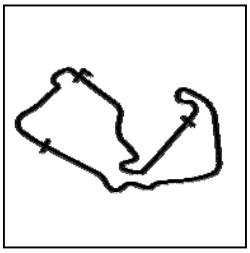

SECTOR 1 = FL to I1, SECTOR 2 = I1 to I2, SECTOR 3 = I2 to FL, DIFF = Difference To Personal Best Lap, P = Crossed Finish Line in Pit Lane, D = Time Disallowed

P6 45 PW7 KEELING / LOCKIE — Delahaye 135

IDEAL LAP TIME : 2:59.144 BEST LAP TIME : 2:59.685 DIFFERENCE : 0.541

LAP	SECTOR 1		SECTOR 2		SECTOR 3		LAP TIME		MPH	DIFF	TIME OF DAY
1 -	1:02.589	81.7	1:31.239	103.0	38.307	76.5	3:12.135		68.58	12.450	12:53:16.982
2 -	56.173	96.8	1:29.435	104.2	37.648	76.0	3:03.256		71.90	3.571	12:56:20.238
3 -	55.907	101.0	***1:27.788***	101.0	38.981	74.2	3:02.676	**(3)**	72.13	2.991	12:59:22.914
4 -	59.525	83.1	1:33.293	98.9	39.092	73.7	3:11.910		68.66	12.225	13:02:34.824
5 -	OUTLAP			103.5	39.304	75.8	4:12.150		52.26	1:12.465	13:06:46.974
6 -	54.943	98.8	1:30.519	105.0	37.950	***77.4***	3:03.412		71.84	3.727	13:09:50.386
7 -	***54.439***	100.4	1:28.937	105.1	37.450	***77.4***	3:00.826	**(2)**	72.87	1.141	13:12:51.212
8 -	54.515	***101.9***	1:28.253	***106.0***	***36.917***	77.0	***2:59.685***	**(1)**	***73.33***		***13:15:50.897***

P7 54 PW5 BARRIE / PRILL — BMW 328

IDEAL LAP TIME : 3:00.198 BEST LAP TIME : 3:00.858 DIFFERENCE : 0.660

LAP	SECTOR 1		SECTOR 2		SECTOR 3		LAP TIME		MPH	DIFF	TIME OF DAY
1 -	58.191	90.1	1:33.654	102.6	39.704	71.3	3:11.549		68.79	10.691	12:52:31.922
2 -	57.880	91.3	1:32.325	103.5	38.944	70.8	3:09.149		69.66	8.291	12:55:41.071
3 -	56.251	93.5	1:32.964	103.7	40.308	69.1	3:09.523		69.53	8.665	12:58:50.594
4 -	57.429	99.2	1:32.552	103.8	39.174	73.0	3:09.155		69.66	8.297	13:01:59.749
5 -	OUTLAP			101.5	41.250	63.9	4:35.123		47.89	1:34.265	13:06:34.872
6 -	57.667	86.9	1:31.208	104.5	38.496	73.5	3:07.371	**(3)**	70.32	6.513	13:09:42.243
7 -	***55.184***	***101.0***	***1:27.564***	105.8	38.110	74.3	***3:00.858***	**(1)**	***72.86***		***13:12:43.101***
8 -	58.143	96.1	1:28.960	***106.3***	***37.450***	***74.6***	3:04.553	**(2)**	71.40	3.695	13:15:47.654

P8 77 PW6 Niklas HALUSA — Alfa Romeo 8C 2300 Zagato Spyder

IDEAL LAP TIME : 3:00.846 BEST LAP TIME : 3:02.202 DIFFERENCE : 1.356

LAP	SECTOR 1		SECTOR 2		SECTOR 3		LAP TIME		MPH	DIFF	TIME OF DAY
1 -	58.684	87.0	1:30.295	99.5	39.547	74.5	3:08.526		69.89	6.324	12:52:32.259
2 -	56.807	93.9	1:28.517	98.9	37.850	75.4	3:03.174	**(2)**	71.94	0.972	12:55:35.433
3 -	55.632	96.1	1:28.936	99.5	***37.634***	74.3	***3:02.202***	**(1)**	***72.32***		***12:58:37.635***
4 -	58.627	94.5	***1:28.319***	99.7	38.003	***75.8***	3:04.949		71.25	2.747	13:01:42.584
5 -	54.978	95.5	1:31.212	100.0	38.255	74.7	3:04.445		71.44	2.243	13:04:47.029
6 -	56.163	94.9	1:29.624	100.6	38.549	75.7	3:04.336	**(3)**	71.48	2.134	13:07:51.365
7 -	***54.893***	***97.3***	1:30.375	***104.2***	39.874	72.5	3:05.142		71.17	2.940	13:10:56.507
8 -	58.537	91.9	1:28.337	100.6	39.034	73.3	3:05.908		70.88	3.706	13:14:02.415

P9 9 PW3 HUDSON / MORLEY — Bentley 3/4½

IDEAL LAP TIME : 3:02.516 BEST LAP TIME : 3:02.516 DIFFERENCE : 0.000

LAP	SECTOR 1		SECTOR 2		SECTOR 3		LAP TIME		MPH	DIFF	TIME OF DAY
1 -	1:03.244	90.4	1:33.627	98.2	40.792	71.3	3:17.663		66.66	15.147	12:53:00.515
2 -	58.245	94.3	1:32.122	99.4	40.201	70.9	3:10.568		69.15	8.052	12:56:11.083
3 -	58.211	94.1	1:32.096	***100.3***	39.790	66.9	3:10.097		69.32	7.581	12:59:21.180
4 -	1:01.728	70.1	1:36.326	92.3	40.174	***73.5***	3:18.228		66.47	15.712	13:02:39.408
5 -	OUTLAP			97.5	39.249	70.3	3:54.451		56.20	51.935	13:06:33.859
6 -	57.962	95.7	1:29.916	98.1	38.325	70.5	3:06.203	**(3)**	70.77	3.687	13:09:40.062
7 -	***56.071***	***96.5***	***1:28.563***	***100.3***	***37.882***	71.4	***3:02.516***	**(1)**	***72.20***		***13:12:42.578***
8 -	57.049	93.8	1:29.601	99.4	***37.882***	69.1	3:04.532	**(2)**	71.41	2.016	13:15:47.110

Weather / Track : Cloudy / Dry

Silverstone GP
Circuit Length = 3.6604 miles
Start: 12:46 Flag 13:13 End: 13:19

Silverstone Classic

Bentley Centenary Trophy for Pre-War Sports Cars

QUALIFYING - RACE 10 - SECTOR ANALYSIS

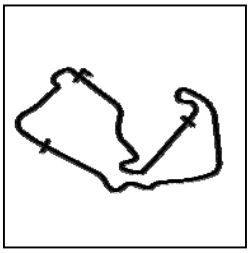

SECTOR 1 = FL to I1, SECTOR 2 = I1 to I2, SECTOR 3 = I2 to FL, DIFF = Difference To Personal Best Lap, P = Crossed Finish Line in Pit Lane, D = Time Disallowed

P10 35 PW1 DARBYSHIRE / CAMERON — Morgan Super Aero

IDEAL LAP TIME : 3:02.209 BEST LAP TIME : 3:02.912 DIFFERENCE : 0.703

LAP	SECTOR 1		SECTOR 2		SECTOR 3		LAP TIME		MPH	DIFF	TIME OF DAY
1 -	58.431	88.4	1:32.471	97.1	38.050	69.4	3:08.952	(3)	69.74	6.040	12:53:07.210
2 -	56.431	93.5	***1:28.952***	***98.9***	***37.529***	***73.5***	***3:02.912***	**(1)**	***72.04***		***12:56:10.122***
3 -	***55.728***	***94.5***	1:29.932	97.1	38.391	72.8	3:04.051	(2)	71.59	1.139	12:59:14.173
4 -	OUTLAP			92.6	41.833	69.8	4:04.510		53.89	1:01.598	13:03:18.683
5 -	59.619	92.5	1:33.516	96.6	40.115	68.9	3:13.250		68.19	10.338	13:06:31.933
6 -	1:00.117	83.6	1:33.946	98.6	39.486	71.0	3:13.549		68.08	10.637	13:09:45.482
7 -	58.659	93.3	1:31.507	98.8	39.615	70.6	3:09.781		69.43	6.869	13:12:55.263
8 -	57.592	93.5	1:32.248	93.7	40.164	70.1	3:10.004		69.35	7.092	13:16:05.267

P11 15 PW4 BRIGGS / ARCHER — Aston Martin Ulster LM15

IDEAL LAP TIME : 3:05.809 BEST LAP TIME : 3:05.987 DIFFERENCE : 0.178

LAP	SECTOR 1		SECTOR 2		SECTOR 3		LAP TIME		MPH	DIFF	TIME OF DAY
1 -	***57.134***	87.2	1:30.788	92.4	45.628	68.8	3:13.550		68.08	7.563	12:52:22.559
2 -	57.685	84.9	1:35.274	91.8	38.063	68.6	3:11.022	(3)	68.98	5.035	12:55:33.581
3 -	57.312	88.6	***1:30.635***	***95.3***	***38.040***	66.9	***3:05.987***	**(1)**	***70.85***		***12:58:39.568***
4 -	OUTLAP			92.5	42.497	60.6	4:08.488		53.03	1:02.501	13:02:48.056
5 -	1:00.181	88.0	1:32.849	92.4	39.231	67.2	3:12.261		68.54	6.274	13:06:00.317
6 -	57.976	87.6	1:33.219	92.3	39.484	66.8	3:10.679	(2)	69.10	4.692	13:09:10.996
7 -	59.510	88.6	1:33.176	88.7	41.026	61.3	3:13.712		68.02	7.725	13:12:24.708
8 -	59.242	86.7	1:33.488	92.1	39.689	65.9	3:12.419		68.48	6.432	13:15:37.127

P12 21 PW5 Alan MIDDLETON — Aston Martin Speed 'Red Dragon

IDEAL LAP TIME : 3:06.127 BEST LAP TIME : 3:06.303 DIFFERENCE : 0.176

LAP	SECTOR 1		SECTOR 2		SECTOR 3		LAP TIME		MPH	DIFF	TIME OF DAY
1 -	59.321	63.7	1:35.340	94.1	40.089	67.2	3:14.750		67.66	8.447	12:54:20.326
2 -	59.453	86.9	1:33.646	97.2	39.970	70.4	3:13.069	(3)	68.25	6.766	12:57:33.395
3 -	***56.695***	93.0	***1:30.108***	***99.1***	39.500	65.2	***3:06.303***	**(1)**	***70.73***		***13:00:39.698***
4 -	58.200	***93.2***	1:30.259	97.5	***39.324***	***71.3***	3:07.783	(2)	70.17	1.480	13:03:47.481

P13 71 PW7 Till BECHTOLSHEIMER — Talbot Lago T150C

IDEAL LAP TIME : 3:05.978 BEST LAP TIME : 3:07.125 DIFFERENCE : 1.147

LAP	SECTOR 1		SECTOR 2		SECTOR 3		LAP TIME		MPH	DIFF	TIME OF DAY
1 -	58.184	89.2	1:32.279	98.1	39.028	73.1	3:09.491		69.54	2.366	12:55:47.914
2 -	57.669	93.5	1:33.032	98.6	***38.838***	73.7	3:09.539		69.52	2.414	12:58:57.453
3 -	57.613	87.1	1:32.699	97.3	39.344	73.9	3:09.656		69.48	2.531	13:02:07.109
4 -	***56.720***	***94.9***	1:31.841	99.4	39.322	72.8	3:07.883	(2)	70.13	0.758	13:05:14.992
5 -	OUTLAP			98.2	40.295	70.1	4:33.716		48.14	1:26.591	13:09:48.708
6 -	57.513	92.4	***1:30.420***	***102.2***	39.192	***74.8***	***3:07.125***	**(1)**	***70.42***		***13:12:55.833***
7 -	57.351	89.5	1:31.828	101.9	39.161	71.0	3:08.340	(3)	69.96	1.215	13:16:04.173

P14 5 PW4 E.BRADLEY / R.BRADLEY — Aston Martin Ulster

IDEAL LAP TIME : 3:07.748 BEST LAP TIME : 3:07.748 DIFFERENCE : 0.000

LAP	SECTOR 1		SECTOR 2		SECTOR 3		LAP TIME		MPH	DIFF	TIME OF DAY
1 -	59.664	81.6	1:32.481	85.0	38.486	67.3	3:10.631		69.12	2.883	12:53:04.163
2 -	58.885	83.0	1:32.317	84.0	38.447	***68.0***	3:09.649	(2)	69.48	1.901	12:56:13.812
3 -	***58.172***	84.7	***1:31.196***	***89.3***	***38.380***	66.7	***3:07.748***	**(1)**	***70.18***		***12:59:21.560***
4 -	1:02.983	***84.8***	1:33.864	86.4	38.512	67.3	3:15.359		67.45	7.611	13:02:36.919
5 -	59.342	82.5	1:31.749	87.6	38.574	67.8	3:09.665	(3)	69.47	1.917	13:05:46.584
6 -	OUTLAP			84.7	43.715	60.5	4:12.550		52.17	1:04.802	13:09:59.134
7 -	1:05.218	81.1	1:39.961	84.0	43.034	60.0	3:28.213		63.28	20.465	13:13:27.347
8 -	1:03.928	77.9	1:39.535	83.6	42.294	58.4	3:25.757		64.04	18.009	13:16:53.104

Weather / Track : Cloudy / Dry

Silverstone GP
Circuit Length = 3.6604 miles
Start: 12:46 Flag 13:13 End: 13:19

Silverstone Classic

Bentley Centenary Trophy for Pre-War Sports Cars

QUALIFYING - RACE 10 - SECTOR ANALYSIS

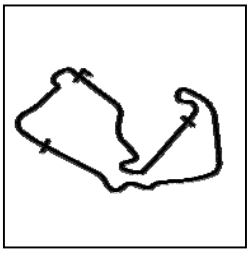

SECTOR 1 = FL to I1, SECTOR 2 = I1 to I2, SECTOR 3 = I2 to FL, DIFF = Difference To Personal Best Lap, P = Crossed Finish Line in Pit Lane, D = Time Disallowed

P15 4 PW3 C.MORLEY / J.MORLEY — Bentley 3/4½

IDEAL LAP TIME : 3:08.264 BEST LAP TIME : 3:08.474 DIFFERENCE : 0.210

LAP	SECTOR 1		SECTOR 2		SECTOR 3		LAP TIME		MPH	DIFF	TIME OF DAY
1 -	58.428	92.4	1:31.575	***99.7***	***38.982***	68.5	3:08.985	**(2)**	69.72	0.511	12:52:49.903
2 -	***57.714***	91.8	***1:31.568***	97.3	40.135	67.9	3:09.417	**(3)**	69.57	0.943	12:55:59.320
3 -	57.736	***92.6***	1:31.700	97.5	39.038	68.6	***3:08.474***	**(1)**	***69.91***		***12:59:07.794***
4 -	OUTLAP			91.4	42.010	***72.7***	4:09.504		52.81	1:01.030	13:03:17.298
5 -	59.052	91.4	1:34.635	97.1	40.274	69.9	3:13.961		67.94	5.487	13:06:31.259
6 -	58.840	92.3	1:34.734	89.2	39.981	69.9	3:13.555		68.08	5.081	13:09:44.814
7 -	59.735	85.9	1:35.128	91.5	41.728	68.3	3:16.591		67.03	8.117	13:13:01.405

P16 36 PW3 FISKEN / BREWSTER — Vauxhall 30/98 The Hughes Special

IDEAL LAP TIME : 3:08.766 BEST LAP TIME : 3:09.470 DIFFERENCE : 0.704

LAP	SECTOR 1		SECTOR 2		SECTOR 3		LAP TIME		MPH	DIFF	TIME OF DAY
1 -	1:02.647	85.5	1:34.624	93.9	39.751	65.8	3:17.022		66.88	7.552	12:53:18.306
2 -	58.143	88.8	***1:32.306***	93.9	***39.021***	65.9	***3:09.470***	**(1)**	***69.55***		***12:56:27.776***
3 -	OUTLAP			94.1	41.192	62.1	4:38.469		47.32	1:28.999	13:01:06.245
4 -	1:00.354	88.6	1:36.580	95.1	40.073	69.9	3:17.007		66.88	7.537	13:04:23.252
5 -	59.705	90.4	1:33.619	***95.8***	40.320	67.6	3:13.644	**(3)**	68.05	4.174	13:07:36.896
6 -	59.537	89.8	1:35.472	94.9	39.232	***70.5***	3:14.241		67.84	4.771	13:10:51.137
7 -	58.906	***90.5***	1:33.907	95.4	40.163	65.5	3:12.976	**(2)**	68.28	3.506	13:14:04.113

P17 42 PW7 David COOKE — Alfa Romeo 8C Monza

IDEAL LAP TIME : 3:07.316 BEST LAP TIME : 3:10.272 DIFFERENCE : 2.956

LAP	SECTOR 1		SECTOR 2		SECTOR 3		LAP TIME		MPH	DIFF	TIME OF DAY
1 -	1:00.201	80.5	1:32.666	98.6	39.993	72.4	3:12.860		68.32	2.588	12:53:38.662
2 -	***56.523***	81.6	1:38.604	94.6	42.386	67.1	3:17.513		66.71	7.241	12:56:56.175
3 -	1:00.109	91.9	***1:32.062***	98.6	39.888	***73.9***	3:12.059		68.61	1.787	13:00:08.234
4 -	57.996	90.0	1:33.662	***99.2***	40.167	73.4	3:11.825	**(3)**	68.69	1.553	13:03:20.059
5 -	59.225	87.7	1:32.688	98.6	40.734	68.8	3:12.647		68.40	2.375	13:06:32.706
6 -	58.544	83.8	1:32.997	96.6	***38.731***	72.4	***3:10.272***	**(1)**	***69.25***		***13:09:42.978***
7 -	57.877	***93.3***	1:34.223	98.5	39.612	68.2	3:11.712	**(2)**	68.73	1.440	13:12:54.690
8 -	58.837	77.4	1:45.234	91.0	44.016	62.1	3:28.087		63.32	17.815	13:16:22.777

P18 75 PW SP Matt WALTON — Bentley 3/8

IDEAL LAP TIME : 3:09.494 BEST LAP TIME : 3:11.367 DIFFERENCE : 1.873

LAP	SECTOR 1		SECTOR 2		SECTOR 3		LAP TIME		MPH	DIFF	TIME OF DAY
1 -	1:06.433	71.0	1:36.316	91.8	40.592	65.5	3:23.341		64.80	11.974	12:54:18.436
2 -	1:01.767	84.8	1:33.668	91.9	40.815	67.0	3:16.250		67.14	4.883	12:57:34.686
3 -	59.842	83.5	1:32.976	***100.9***	***38.970***	70.1	3:11.788	**(2)**	68.71	0.421	13:00:46.474
4 -	59.680	***91.9***	1:33.124	99.1	39.880	67.9	3:12.684	**(3)**	68.39	1.317	13:03:59.158
5 -	59.034	***91.9***	***1:32.609***	99.1	39.724	68.4	***3:11.367***	**(1)**	***68.86***		***13:07:10.525***
6 -	***57.915***	83.4	1:33.753	99.7	41.640	65.7	3:13.308		68.16	1.941	13:10:23.833
7 -	OUTLAP			98.8	39.926	67.3	5:30.776		39.83	2:19.409	13:15:54.609

P19 27 PW5 Peter DUBSKY — Aston Martin 15/98 2-seater

IDEAL LAP TIME : 3:10.454 BEST LAP TIME : 3:12.292 DIFFERENCE : 1.838

LAP	SECTOR 1		SECTOR 2		SECTOR 3		LAP TIME		MPH	DIFF	TIME OF DAY
1 -	1:00.839	85.3	1:38.898	91.9	40.948	68.6	3:20.685		65.66	8.393	12:54:04.085
2 -	58.945	88.7	1:37.381	94.5	***39.645***	***70.4***	3:15.971		67.24	3.679	12:57:20.056
3 -	***58.127***	***90.5***	1:38.196	***96.4***	42.913	65.7	3:19.236		66.14	6.944	13:00:39.292
4 -	58.788	87.9	1:34.089	94.2	40.472	67.7	3:13.349	**(2)**	68.15	1.057	13:03:52.641
5 -	59.444	87.2	1:36.529	90.1	40.202	67.8	3:16.175		67.17	3.883	13:07:08.816
6 -	59.042	88.7	1:36.034	92.6	40.480	65.6	3:15.556	**(3)**	67.38	3.264	13:10:24.372
7 -	1:01.085	86.3	1:35.048	90.8	39.741	66.4	3:15.874		67.27	3.582	13:13:40.246
8 -	59.070	86.3	***1:32.682***	92.6	40.540	64.5	***3:12.292***	**(1)**	***68.53***		***13:16:52.538***

Weather / Track : Cloudy / Dry

Silverstone GP
Circuit Length = 3.6604 miles
Start: 12:46 Flag 13:13 End: 13:19

Silverstone Classic

Bentley Centenary Trophy for Pre-War Sports Cars

QUALIFYING - RACE 10 - SECTOR ANALYSIS

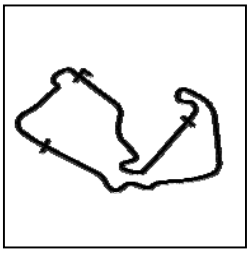

SECTOR 1 = FL to I1, SECTOR 2 = I1 to I2, SECTOR 3 = I2 to FL, DIFF = Difference To Personal Best Lap, P = Crossed Finish Line in Pit Lane, D = Time Disallowed

P20 51 PW7 C. BALL / N. BALL — Invicta S-Type Low Chassis

IDEAL LAP TIME : 3:11.666 BEST LAP TIME : 3:13.116 DIFFERENCE : 1.450

LAP	SECTOR 1		SECTOR 2		SECTOR 3		LAP TIME		MPH	DIFF	TIME OF DAY
1 -	1:04.726	88.8	1:36.976	94.3	43.436	67.1	3:25.138		64.23	12.022	12:53:24.206
2 -	1:00.898	88.5	1:37.206	86.5	42.537	63.1	3:20.641		65.67	7.525	12:56:44.847
3 -	1:01.947	91.1	1:36.512	98.3	42.111	65.5	3:20.570		65.70	7.454	13:00:05.417
4 -	OUTLAP			92.5	44.086	***71.1***	4:34.427		48.01	1:21.311	13:04:39.844
5 -	***58.938***	91.9	1:34.076	93.3	40.326	67.9	3:13.340	**(2)**	68.15	0.224	13:07:53.184
6 -	1:00.117	***92.1***	1:32.996	98.9	***40.003***	70.3	***3:13.116***	**(1)**	***68.23***		***13:11:06.300***
7 -	1:00.833	90.9	***1:32.725***	***100.0***	40.238	67.1	3:13.796	**(3)**	67.99	0.680	13:14:20.096

P21 14 PW5 Robert BLAKEMORE — Aston Martin Speed Model

IDEAL LAP TIME : 3:13.181 BEST LAP TIME : 3:13.329 DIFFERENCE : 0.148

LAP	SECTOR 1		SECTOR 2		SECTOR 3		LAP TIME		MPH	DIFF	TIME OF DAY
1 -	1:06.833	69.3	1:48.270	88.0	43.958	62.3	3:39.061		60.15	25.732	12:54:08.967
2 -	59.055	88.7	1:39.124	89.8	41.321	69.7	3:19.500		66.05	6.171	12:57:28.467
3 -	59.350	88.3	1:36.164	93.2	41.774	***70.7***	3:17.288	**(3)**	66.79	3.959	13:00:45.755
4 -	1:04.130	88.3	1:38.080	92.8	***40.558***	70.6	3:22.768		64.98	9.439	13:04:08.523
5 -	58.749	***90.9***	1:39.540	***94.2***	45.258	68.7	3:23.547		64.74	10.218	13:07:32.070
6 -	59.877	88.1	1:35.034	92.4	40.872	66.3	3:15.783	**(2)**	67.30	2.454	13:10:47.853
7 -	***58.619***	87.3	***1:34.004***	92.5	40.706	***70.7***	***3:13.329***	**(1)**	***68.16***		***13:14:01.182***

P22 7 PW5 Heinz STAMM — Aston Martin 2 Litre Speed

IDEAL LAP TIME : 3:12.080 BEST LAP TIME : 3:13.456 DIFFERENCE : 1.376

LAP	SECTOR 1		SECTOR 2		SECTOR 3		LAP TIME		MPH	DIFF	TIME OF DAY
1 -	1:06.678	78.0	1:44.983	92.6	41.204	67.6	3:32.865		61.90	19.409	12:54:03.717
2 -	1:00.379	88.3	1:37.444	94.6	39.614	***71.0***	3:17.437		66.74	3.981	12:57:21.154
3 -	3:00.790	81.5	1:42.789	91.8	42.442	64.0	5:26.021		40.42	2:12.565	13:02:47.175
4 -	1:05.037	88.7	1:39.162	91.4	40.521	66.3	3:24.720		64.36	11.264	13:06:11.895
5 -	1:01.413	87.4	1:33.919	89.4	41.096	67.5	3:16.428	**(3)**	67.08	2.972	13:09:28.323
6 -	***59.156***	87.1	1:33.965	93.9	40.335	69.1	***3:13.456***	**(1)**	***68.11***		***13:12:41.779***
7 -	1:01.288	***89.2***	***1:33.446***	***96.8***	***39.478***	68.6	3:14.212	**(2)**	67.85	0.756	13:15:55.991

P23 17 PW4 MASON-FRANCHITTI / WOOD — Aston Martin Ulster LM17

IDEAL LAP TIME : 3:13.828 BEST LAP TIME : 3:14.447 DIFFERENCE : 0.619

LAP	SECTOR 1		SECTOR 2		SECTOR 3		LAP TIME		MPH	DIFF	TIME OF DAY
1 -	1:00.379	79.9	***1:34.462***	86.0	***39.606***	65.9	***3:14.447***	**(1)**	***67.77***		***12:52:35.735***
2 -	1:00.424	79.2	1:34.494	86.8	40.382	***66.4***	3:15.300	**(3)**	67.47	0.853	12:55:51.035
3 -	***59.760***	80.5	1:35.407	83.9	39.760	66.3	3:14.927	**(2)**	67.60	0.480	12:59:05.962
4 -	OUTLAP			87.4	42.557	65.0	4:20.733		50.54	1:06.286	13:03:26.695
5 -	1:03.659	81.1	1:40.908	86.4	42.111	60.5	3:26.678		63.76	12.231	13:06:53.373
6 -	1:03.686	80.9	1:38.986	86.2	41.704	66.1	3:24.376		64.47	9.929	13:10:17.749
7 -	1:02.158	***82.6***	1:38.912	85.8	42.089	56.2	3:23.159		64.86	8.712	13:13:40.908
8 -	1:05.437	81.3	1:36.448	***88.1***	41.213	65.2	3:23.098		64.88	8.651	13:17:04.006

P24 26 PW3 M.LITTLEWOOD/A.LITTLEWOOD — Bentley 3/4½

IDEAL LAP TIME : 3:14.476 BEST LAP TIME : 3:14.476 DIFFERENCE : 0.000

LAP	SECTOR 1		SECTOR 2		SECTOR 3		LAP TIME		MPH	DIFF	TIME OF DAY
1 -	1:03.610	77.0	1:44.427	86.7	45.950	64.5	3:33.987	**(3)**	61.58	19.511	12:54:32.919
2 -	1:04.823	76.3	1:36.887	83.3	40.650	***71.3***	3:22.360	**(2)**	65.12	7.884	12:57:55.279
3 -	***57.900***	***88.6***	***1:36.394***	***96.5***	***40.182***	64.0	***3:14.476***	**(1)**	***67.76***		***13:01:09.755***
4 -	OUTLAP			71.4	48.482	56.5	5:54.316		37.19	2:39.840	13:07:04.071
5 -	1:11.069	70.3	1:45.705	80.3	47.009	56.4	3:43.783		58.88	29.307	13:10:47.854
6 -	1:10.460	75.8	1:49.492	77.3	45.993	58.4	3:45.945		58.32	31.469	13:14:33.799

Weather / Track : Cloudy / Dry

Silverstone GP
Circuit Length = 3.6604 miles
Start: 12:46 Flag 13:13 End: 13:19

Silverstone Classic

Bentley Centenary Trophy for Pre-War Sports Cars

QUALIFYING - RACE 10 - SECTOR ANALYSIS

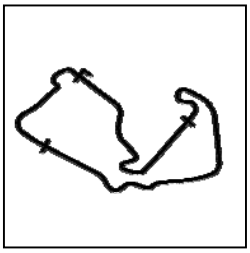

SECTOR 1 = FL to I1, SECTOR 2 = I1 to I2, SECTOR 3 = I2 to FL, DIFF = Difference To Personal Best Lap, P = Crossed Finish Line in Pit Lane, D = Time Disallowed

P25 31 PW7 Trevor SWETE — Invicta S-Type

IDEAL LAP TIME : 3:14.190 BEST LAP TIME : 3:15.349 DIFFERENCE : 1.159

LAP	SECTOR 1		SECTOR 2		SECTOR 3		LAP TIME		MPH	DIFF	TIME OF DAY
1 -	1:03.846	79.0	1:39.534	89.5	42.996	65.6	3:26.376		63.85	11.027	12:53:47.479
2 -	1:01.999	82.9	1:37.314	91.5	42.893	67.5	3:22.206		65.17	6.857	12:57:09.685
3 -	1:03.077	87.6	1:35.175	93.8	41.356	64.4	3:19.608		66.01	4.259	13:00:29.293
4 -	1:02.378	87.2	1:36.356	92.9	42.916	63.6	3:21.650		65.34	6.301	13:03:50.943
5 -	1:00.412	91.9	1:38.291	92.1	42.147	67.7	3:20.850		65.61	5.501	13:07:11.793
6 -	1:00.258	***93.3***	1:34.495	***94.9***	***40.596***	68.6	***3:15.349***	**(1)**	***67.45***		***13:10:27.142***
7 -	***59.684***	89.3	1:35.844	92.3	40.726	***70.4***	3:16.254	**(2)**	67.14	0.905	13:13:43.396
8 -	1:01.087	92.1	***1:33.910***	91.9	41.485	68.6	3:16.482	**(3)**	67.06	1.133	13:16:59.878

P26 19 PW5 David OZANNE — Aston Martin 2 Litre Speed Model

IDEAL LAP TIME : 3:16.368 BEST LAP TIME : 3:16.405 DIFFERENCE : 0.037

LAP	SECTOR 1		SECTOR 2		SECTOR 3		LAP TIME		MPH	DIFF	TIME OF DAY
1 -	1:07.327	74.8	1:41.260	94.2	44.143	64.4	3:32.730		61.94	16.325	12:54:26.138
2 -	1:02.966	82.0	1:38.981	93.8	42.838	65.5	3:24.785		64.34	8.380	12:57:50.923
3 -	1:01.943	***95.7***	1:36.419	***96.0***	41.820	62.8	3:20.182		65.82	3.777	13:01:11.105
4 -	1:00.795	90.8	1:36.895	92.3	41.957	64.8	3:19.647	**(2)**	66.00	3.242	13:04:30.752
5 -	1:02.661	87.4	1:36.180	93.7	41.320	66.9	3:20.161		65.83	3.756	13:07:50.913
6 -	1:03.641	88.0	***1:35.419***	94.9	41.073	66.9	3:20.133	**(3)**	65.84	3.728	13:11:11.046
7 -	***59.965***	91.1	1:35.456	94.7	***40.984***	***68.8***	***3:16.405***	**(1)**	***67.09***		***13:14:27.451***

P27 24 PW SP David AYRE — Barnato Hassan Special

IDEAL LAP TIME : 3:15.006 BEST LAP TIME : 3:16.505 DIFFERENCE : 1.499

LAP	SECTOR 1		SECTOR 2		SECTOR 3		LAP TIME		MPH	DIFF	TIME OF DAY
1 -	1:03.308	79.4	1:36.915	93.8	40.797	65.6	3:21.020		65.55	4.515	12:54:18.157
2 -	***1:00.607***	***89.4***	1:34.640	94.2	41.961	61.5	3:17.208	**(3)**	66.82	0.703	12:57:35.365
3 -	1:02.174	84.8	***1:33.986***	92.0	40.659	68.6	3:16.819	**(2)**	66.95	0.314	13:00:52.184
4 -	1:02.446	79.3	1:36.171	87.1	41.074	***72.6***	3:19.691		65.99	3.186	13:04:11.875
5 -	1:03.065	75.4	1:38.789	***98.9***	***40.413***	71.2	3:22.267		65.15	5.762	13:07:34.142
6 -	1:03.339	70.7	1:44.819	79.7	42.629	64.2	3:30.787		62.51	14.282	13:11:04.929
7 -	1:00.746	81.8	1:34.254	91.4	41.505	67.6	***3:16.505***	**(1)**	***67.06***		***13:14:21.434***

P28 22 PW7 Robert LEWIS — Lagonda V12 Le Mans

IDEAL LAP TIME : 3:15.800 BEST LAP TIME : 3:16.738 DIFFERENCE : 0.938

LAP	SECTOR 1		SECTOR 2		SECTOR 3		LAP TIME		MPH	DIFF	TIME OF DAY
1 -	1:06.693	81.1	1:40.222	93.2	43.519	67.6	3:30.434		62.62	13.696	12:53:30.708
2 -	1:02.868	88.5	1:38.921	91.0	43.455	64.0	3:25.244		64.20	8.506	12:56:55.952
3 -	1:02.396	93.0	1:36.436	93.3	42.779	***69.5***	3:21.611		65.36	4.873	13:00:17.563
4 -	1:01.456	92.1	1:39.103	91.9	42.038	69.3	3:22.597		65.04	5.859	13:03:40.160
5 -	1:01.807	87.9	1:37.570	94.5	44.817	63.2	3:24.194		64.53	7.456	13:07:04.354
6 -	***1:00.735***	***99.8***	1:36.438	***100.1***	42.227	65.0	3:19.400	**(3)**	66.08	2.662	13:10:23.754
7 -	1:01.583	94.2	1:35.991	94.6	41.468	65.7	3:19.042	**(2)**	66.20	2.304	13:13:42.796
8 -	1:01.673	98.8	***1:33.779***	99.7	***41.286***	67.5	***3:16.738***	**(1)**	***66.98***		***13:16:59.534***

P29 2 PW3 Martin OVERINGTON — Bentley 4½ Blower

IDEAL LAP TIME : 3:15.754 BEST LAP TIME : 3:16.955 DIFFERENCE : 1.201

LAP	SECTOR 1		SECTOR 2		SECTOR 3		LAP TIME		MPH	DIFF	TIME OF DAY
1 -	1:02.732	82.3	1:37.176	95.3	41.825	63.6	3:21.733		65.32	4.778	12:54:17.848
2 -	***59.908***	88.7	***1:34.813***	95.8	42.234	61.3	***3:16.955***	**(1)**	***66.90***		***12:57:34.803***
3 -	1:04.353	87.6	1:36.050	98.1	41.662	68.6	3:22.065		65.21	5.110	13:00:56.868
4 -	1:02.428	88.3	1:36.467	***100.1***	41.860	64.9	3:20.755		65.64	3.800	13:04:17.623
5 -	1:01.473	89.5	1:35.230	99.4	41.090	68.1	3:17.793	**(2)**	66.62	0.838	13:07:35.416
6 -	1:01.060	***93.5***	1:36.698	99.4	***41.033***	***68.9***	3:18.791	**(3)**	66.28	1.836	13:10:54.207

Weather / Track : Cloudy / Dry

Silverstone GP
Circuit Length = 3.6604 miles
Start: 12:46 Flag 13:13 End: 13:19

Silverstone Classic

Bentley Centenary Trophy for Pre-War Sports Cars

QUALIFYING - RACE 10 - SECTOR ANALYSIS

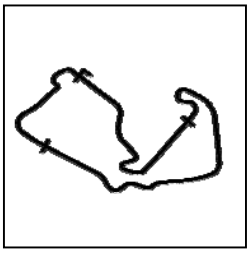

SECTOR 1 = FL to I1, SECTOR 2 = I1 to I2, SECTOR 3 = I2 to FL, DIFF = Difference To Personal Best Lap, P = Crossed Finish Line in Pit Lane, D = Time Disallowed

P30 48 PW3 STEWART / ELBOURN — Bentley 3/4½

IDEAL LAP TIME : 3:14.795 BEST LAP TIME : 3:17.742 DIFFERENCE : 2.947

LAP	SECTOR 1		SECTOR 2		SECTOR 3		LAP TIME		MPH	DIFF	TIME OF DAY
1 -	1:06.860	72.0	1:40.417	***96.4***	***40.467***	63.3	3:27.744		63.43	10.002	12:53:56.625
2 -	1:02.333	82.3	1:36.800	95.1	41.275	63.3	3:20.408	**(2)**	65.75	2.666	12:57:17.033
3 -	1:03.411	86.0	1:37.754	94.5	44.566	59.0	3:25.731		64.05	7.989	13:00:42.764
4 -	OUTLAP			79.6	45.115	61.8	5:02.127		43.61	1:44.385	13:05:44.891
5 -	1:02.297	82.3	1:37.949	83.1	41.951	***68.7***	3:22.197	**(3)**	65.17	4.455	13:09:07.088
6 -	***59.276***	***88.0***	1:35.428	91.0	43.038	58.3	***3:17.742***	**(1)**	***66.64***		***13:12:24.830***
7 -	1:00.675	83.4	***1:35.052***	76.1	47.060	53.9	3:22.787		64.98	5.045	13:15:47.617

P31 57 PW3 GALLIERS-PRATT / BL'-EDWARDS — Bentley 3/4.5

IDEAL LAP TIME : 3:18.076 BEST LAP TIME : 3:18.076 DIFFERENCE : 0.000

LAP	SECTOR 1		SECTOR 2		SECTOR 3		LAP TIME		MPH	DIFF	TIME OF DAY
1 -	1:02.270	81.9	1:37.359	86.0	40.778	***67.3***	3:20.407	**(2)**	65.75	2.331	12:53:15.917
2 -	***1:00.933***	***83.1***	***1:36.525***	86.9	***40.618***	66.9	***3:18.076***	**(1)**	***66.52***		***12:56:33.993***
3 -	OUTLAP			83.9	48.268	56.6	4:54.398		44.76	1:36.322	13:01:28.391
4 -	1:09.920	74.7	1:46.611	87.3	44.947	61.5	3:41.478		59.49	23.402	13:05:09.869
5 -	1:09.098	78.4	1:45.779	87.2	44.838	60.6	3:39.715		59.97	21.639	13:08:49.584
6 -	1:06.589	74.5	1:46.358	83.0	46.379	63.3	3:39.326		60.08	21.250	13:12:28.910
7 -	1:06.680	66.2	1:47.852	***88.0***	44.302	64.0	3:38.834	**(3)**	60.21	20.758	13:16:07.744

P32 41 PW7 A.BROWN / R.BROWN — Invicta Low Chassis

IDEAL LAP TIME : 3:15.719 BEST LAP TIME : 3:18.208 DIFFERENCE : 2.489

LAP	SECTOR 1		SECTOR 2		SECTOR 3		LAP TIME		MPH	DIFF	TIME OF DAY
1 -	1:03.351	80.1	1:38.069	85.8	40.444	64.9	3:21.864		65.28	3.656	12:53:51.148
2 -	1:04.038	81.8	1:36.660	86.1	***39.750***	62.5	3:20.448	**(2)**	65.74	2.240	12:57:11.596
3 -	OUTLAP			***88.4***	40.553	***67.9***	8:07.317		27.04	4:49.109	13:05:18.913
4 -	1:02.226	82.6	1:39.149	87.1	40.346	63.7	3:21.721		65.32	3.513	13:08:40.634
5 -	1:01.453	81.9	1:38.613	87.2	41.214	65.9	3:21.280	**(3)**	65.46	3.072	13:12:01.914
6 -	***1:01.063***	80.4	1:36.715	86.2	40.430	66.6	***3:18.208***	**(1)**	***66.48***		***13:15:20.122***

P33 16 PW2 Jock MACKINNON — Bentley 3 litre Tourer

IDEAL LAP TIME : 3:20.017 BEST LAP TIME : 3:20.488 DIFFERENCE : 0.471

LAP	SECTOR 1		SECTOR 2		SECTOR 3		LAP TIME		MPH	DIFF	TIME OF DAY
1 -	1:05.367	76.2	1:37.853	82.8	41.786	63.7	3:25.006		64.28	4.518	12:52:57.545
2 -	1:01.976	***79.7***	1:37.719	***84.3***	41.157	63.7	3:20.852	**(2)**	65.60	0.364	12:56:18.397
3 -	1:02.624	79.4	1:38.540	81.3	41.423	63.3	3:22.587		65.04	2.099	12:59:40.984
4 -	1:03.470	78.2	***1:37.354***	83.0	40.844	***64.5***	3:21.668	**(3)**	65.34	1.180	13:03:02.652
5 -	***1:01.947***	79.7	1:37.825	83.3	***40.716***	64.5	***3:20.488***	**(1)**	***65.72***		***13:06:23.140***
6 -	1:02.213	***79.7***	1:38.849	78.3	44.599	62.7	3:25.661		64.07	5.173	13:09:48.801
7 -	1:02.983	77.6	1:39.087	81.6	40.775	***64.5***	3:22.845		64.96	2.357	13:13:11.646

P34 84 PW3 Neil SANDWITH — Bentley 3/4½

IDEAL LAP TIME : 3:19.698 BEST LAP TIME : 3:20.681 DIFFERENCE : 0.983

LAP	SECTOR 1		SECTOR 2		SECTOR 3		LAP TIME		MPH	DIFF	TIME OF DAY
1 -	1:06.174	74.2	1:43.516	86.0	40.977	61.4	3:30.667		62.55	9.986	12:53:59.107
2 -	1:02.804	82.0	1:45.424	85.2	42.569	63.7	3:30.797		62.51	10.116	12:57:29.904
3 -	1:04.056	81.8	1:38.864	87.2	***40.807***	***65.6***	3:23.727	**(3)**	64.68	3.046	13:00:53.631
4 -	1:04.671	81.2	1:39.010	***91.4***	43.993	56.3	3:27.674		63.45	6.993	13:04:21.305
5 -	1:04.067	***85.8***	1:46.307	85.3	44.104	64.4	3:34.478		61.44	13.797	13:07:55.783
6 -	***1:01.872***	84.4	1:37.109	89.3	41.700	64.5	***3:20.681***	**(1)**	***65.66***		***13:11:16.464***
7 -	1:04.693	80.3	***1:37.019***	88.1	41.452	64.0	3:23.164	**(2)**	64.86	2.483	13:14:39.628

Weather / Track : Cloudy / Dry

Silverstone GP
Circuit Length = 3.6604 miles
Start: 12:46 Flag 13:13 End: 13:19

Silverstone Classic

Bentley Centenary Trophy for Pre-War Sports Cars

QUALIFYING - RACE 10 - SECTOR ANALYSIS

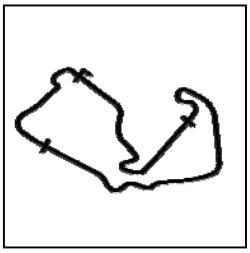

SECTOR 1 = FL to I1, SECTOR 2 = I1 to I2, SECTOR 3 = I2 to FL, DIFF = Difference To Personal Best Lap, P = Crossed Finish Line in Pit Lane, D = Time Disallowed

P35 12 PW6 Chris LUNN Talbot 105 Sports Team Car

IDEAL LAP TIME : 3:19.713 BEST LAP TIME : 3:20.686 DIFFERENCE : 0.973

LAP	SECTOR 1		SECTOR 2		SECTOR 3		LAP TIME	MPH	DIFF	TIME OF DAY
1 -	1:05.383	79.1	1:40.962	87.9	41.915	67.1	3:28.260	63.27	7.574	12:53:10.506
2 -	1:01.435	83.7	1:38.474	89.5	41.469	67.7	3:21.378 (3)	65.43	0.692	12:56:31.884
3 -	***1:00.747***	85.2	1:38.590	86.1	41.349	***68.1***	***3:20.686 (1)***	***65.66***		***12:59:52.570***
4 -	1:02.682	85.2	1:39.471	87.0	41.978	67.9	3:24.131	64.55	3.445	13:03:16.701
5 -	1:04.498	84.6	***1:38.209***	89.4	41.995	64.6	3:24.702	64.37	4.016	13:06:41.403
6 -	1:01.029	***85.9***	1:41.128	88.5	43.898	66.0	3:26.055	63.95	5.369	13:10:07.458
7 -	1:04.908	82.0	1:39.856	87.9	42.036	63.1	3:26.800	63.72	6.114	13:13:34.258
8 -	1:01.618	84.4	1:38.623	***89.9***	***40.757***	65.9	3:20.998 (2)	65.56	0.312	13:16:55.256

P36 3 PW1 Simon EDWARDS Morgan Super Aero

IDEAL LAP TIME : 3:19.389 BEST LAP TIME : 3:21.572 DIFFERENCE : 2.183

LAP	SECTOR 1		SECTOR 2		SECTOR 3		LAP TIME	MPH	DIFF	TIME OF DAY
1 -	1:03.862	85.9	1:41.058	90.9	42.165	65.6	3:27.085	63.63	5.513	12:53:31.675
2 -	1:02.936	85.9	1:40.539	***92.4***	41.587	***68.1***	3:25.062	64.26	3.490	12:56:56.737
3 -	1:02.387	87.7	1:38.763	90.3	41.087	67.3	3:22.237 (2)	65.16	0.665	13:00:18.974
4 -	1:01.847	86.9	1:39.159	91.1	***40.566***	66.9	***3:21.572 (1)***	***65.37***		***13:03:40.546***
5 -	1:03.830	84.7	***1:37.657***	90.9	42.902	57.8	3:24.389 (3)	64.47	2.817	13:07:04.935

P37 40 PW7 Richard REAY-SMITH Lagonda LG45 Fox & Nicholls Team Car

IDEAL LAP TIME : 3:21.519 BEST LAP TIME : 3:22.252 DIFFERENCE : 0.733

LAP	SECTOR 1		SECTOR 2		SECTOR 3		LAP TIME	MPH	DIFF	TIME OF DAY
1 -	1:10.098	73.9	1:44.891	97.5	44.929	62.0	3:39.918	59.92	17.666	12:53:37.860
2 -	1:03.563	89.7	1:41.491	97.1	44.145	61.2	3:29.199	62.99	6.947	12:57:07.059
3 -	1:06.732	81.0	1:42.020	98.3	43.189	62.8	3:31.941	62.17	9.689	13:00:39.000
4 -	1:03.899	92.8	1:38.460	***100.9***	42.384	***66.1***	3:24.743 (2)	64.36	2.491	13:04:03.743
5 -	1:02.442	90.3	1:39.845	97.8	43.661	61.6	3:25.948 (3)	63.98	3.696	13:07:29.691
6 -	1:04.443	89.8	1:41.801	100.3	***41.501***	63.4	3:27.745	63.43	5.493	13:10:57.436
7 -	***1:01.683***	***93.4***	***1:38.335***	97.6	42.234	63.6	***3:22.252 (1)***	***65.15***		***13:14:19.688***

P38 38 PW4 Christopher SCOTT-MACKIRDY Aston Le Mans

IDEAL LAP TIME : 3:21.407 BEST LAP TIME : 3:23.535 DIFFERENCE : 2.128

LAP	SECTOR 1		SECTOR 2		SECTOR 3		LAP TIME	MPH	DIFF	TIME OF DAY
1 -	1:05.355	77.9	1:43.192	83.4	43.967	63.0	3:32.514	62.00	8.979	12:54:21.152
2 -	1:04.569	79.0	1:40.576	84.7	42.766	62.8	3:27.911	63.38	4.376	12:57:49.063
3 -	1:03.516	80.1	1:42.083	86.5	***41.111***	62.3	3:26.710	63.75	3.175	13:01:15.773
4 -	1:02.133	***82.9***	1:42.553	74.7	42.330	***63.6***	3:27.016	63.65	3.481	13:04:42.789
5 -	1:03.355	82.3	1:39.360	***88.1***	43.427	63.3	3:26.142 (3)	63.92	2.607	13:08:08.931
6 -	1:02.499	81.4	***1:38.300***	85.4	42.736	61.5	***3:23.535 (1)***	***64.74***		***13:11:32.466***
7 -	***1:01.996***	80.5	1:39.246	86.1	42.305	59.9	3:23.547 (2)	64.74	0.012	13:14:56.013

P39 140 PW4 KING / PLANT Morgan 4/4 Le Mans

IDEAL LAP TIME : 3:24.967 BEST LAP TIME : 3:25.471 DIFFERENCE : 0.504

LAP	SECTOR 1		SECTOR 2		SECTOR 3		LAP TIME	MPH	DIFF	TIME OF DAY
1 -	1:06.028	71.3	***1:39.829***	77.4	40.916	***60.7***	3:26.773 (2)	63.73	1.302	12:53:54.056
2 -	***1:04.239***	***75.6***	1:40.333	***78.7***	***40.899***	60.6	***3:25.471 (1)***	***64.13***		***12:57:19.527***

Weather / Track : Cloudy / Dry

Silverstone GP
Circuit Length = 3.6604 miles
Start: 12:46 Flag 13:13 End: 13:19

Silverstone Classic

Bentley Centenary Trophy for Pre-War Sports Cars

QUALIFYING - RACE 10 - SECTOR ANALYSIS

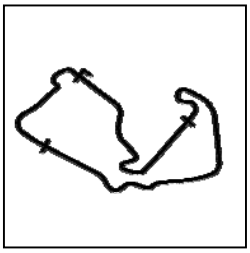

SECTOR 1 = FL to I1, SECTOR 2 = I1 to I2, SECTOR 3 = I2 to FL, DIFF = Difference To Personal Best Lap, P = Crossed Finish Line in Pit Lane, D = Time Disallowed

P40 23 PW3 BELL / WELCH — Bentley 3/4½

IDEAL LAP TIME : 3:25.753 BEST LAP TIME : 3:27.842 DIFFERENCE : 2.089

LAP	SECTOR 1		SECTOR 2		SECTOR 3		LAP TIME		MPH	DIFF	TIME OF DAY
1 -	1:08.161	78.1	1:42.614	84.5	44.144	62.8	3:34.919		61.31	7.077	12:53:22.110
2 -	1:04.862	78.3	1:42.825	83.6	43.416	61.9	3:31.103		62.42	3.261	12:56:53.213
3 -	1:04.619	75.4	1:42.714	***87.4***	***42.076***	63.2	3:29.409	**(3)**	62.92	1.567	13:00:22.622
4 -	***1:02.975***	78.5	***1:40.702***	86.0	44.165	61.0	***3:27.842***	**(1)**	***63.40***		***13:03:50.464***
5 -	OUTLAP			82.9	44.979	62.9	4:41.129		46.87	1:13.287	13:08:31.593
6 -	1:05.051	80.0	1:42.751	84.5	44.266	***63.7***	3:32.068		62.13	4.226	13:12:03.661
7 -	1:03.828	***80.3***	1:40.869	85.0	43.985	62.5	3:28.682	**(2)**	63.14	0.840	13:15:32.343

P41 46 PW2 WILTSHIRE / SHOOSMITH — Bentley 3 Litre

IDEAL LAP TIME : 3:29.162 BEST LAP TIME : 3:30.840 DIFFERENCE : 1.678

LAP	SECTOR 1		SECTOR 2		SECTOR 3		LAP TIME		MPH	DIFF	TIME OF DAY
1 -	1:06.006	79.6	1:42.963	83.8	***44.152***	***64.0***	3:33.121	**(2)**	61.83	2.281	12:53:15.561
2 -	1:03.670	79.6	***1:41.459***	74.0	45.711	56.9	***3:30.840***	**(1)**	***62.50***		***12:56:46.401***
3 -	OUTLAP			71.5	51.381	55.5	5:32.455		39.63	2:01.615	13:02:18.856
4 -	1:12.298	71.1	1:49.942	71.6	48.705	57.4	3:50.945		57.06	20.105	13:06:09.801
5 -	1:10.963	73.2	1:52.746	72.9	47.003	59.1	3:50.712	**(3)**	57.11	19.872	13:10:00.513
6 -	1:14.007	71.9	1:49.638	***83.9***	54.139	29.0	3:57.784		55.41	26.944	13:13:58.297

P42 70 PW3 Graham GOODWIN — Bentley 4½ Le Mans Rep

IDEAL LAP TIME : 3:31.925 BEST LAP TIME : 3:32.426 DIFFERENCE : 0.501

LAP	SECTOR 1		SECTOR 2		SECTOR 3		LAP TIME		MPH	DIFF	TIME OF DAY
1 -	1:09.287	71.7	1:46.087	83.2	45.377	61.4	3:40.751		59.69	8.325	12:53:27.122
2 -	1:08.378	73.6	1:48.127	79.8	45.867	61.3	3:42.372		59.26	9.946	12:57:09.494
3 -	1:08.092	79.1	1:45.748	84.2	45.805	59.4	3:39.645	**(3)**	59.99	7.219	13:00:49.139
4 -	1:09.131	77.3	1:46.431	82.9	45.488	57.8	3:41.050		59.61	8.624	13:04:30.189
5 -	1:08.717	74.3	1:45.610	83.6	45.854	58.7	3:40.181		59.84	7.755	13:08:10.370
6 -	1:05.439	84.2	***1:42.671***	83.3	44.433	63.3	3:32.543	**(2)**	62.00	0.117	13:11:42.913
7 -	***1:05.255***	***84.3***	1:43.172	***87.3***	***43.999***	***64.2***	***3:32.426***	**(1)**	***62.03***		***13:15:15.339***

P43 6 PW3 J.WARD / T.WARD — Bentley 4½

IDEAL LAP TIME : 3:31.877 BEST LAP TIME : 3:33.039 DIFFERENCE : 1.162

LAP	SECTOR 1		SECTOR 2		SECTOR 3		LAP TIME		MPH	DIFF	TIME OF DAY
1 -	1:07.995	67.9	1:49.074	78.3	46.787	58.6	3:43.856		58.86	10.817	12:54:54.588
2 -	1:07.255	70.7	1:46.881	77.4	46.076	63.2	3:40.212		59.84	7.173	12:58:34.800
3 -	1:08.021	76.0	1:45.646	79.7	46.118	62.6	3:39.785	**(3)**	59.95	6.746	13:02:14.585
4 -	OUTLAP			72.3	45.426	61.6	4:38.374		47.33	1:05.335	13:06:52.959
5 -	1:07.757	73.3	1:47.041	***84.7***	***43.183***	***64.4***	3:37.981	**(2)**	60.45	4.942	13:10:30.940
6 -	***1:05.509***	***76.8***	***1:43.185***	83.2	44.345	63.4	***3:33.039***	**(1)**	***61.85***		***13:14:03.979***

P44 34 PW3 W.ELBOURN SNR / G.ELBOURN — Bentley 3/4½

IDEAL LAP TIME : 3:31.824 BEST LAP TIME : 3:33.182 DIFFERENCE : 1.358

LAP	SECTOR 1		SECTOR 2		SECTOR 3		LAP TIME		MPH	DIFF	TIME OF DAY
1 -	1:09.090	76.8	1:48.103	78.6	47.389	54.7	3:44.582		58.67	11.400	12:53:46.475
2 -	1:12.851	63.9	1:48.857	82.9	44.831	60.8	3:46.539		58.17	13.357	12:57:33.014
3 -	1:07.529	71.1	1:45.184	83.4	43.847	59.7	3:36.560		60.85	3.378	13:01:09.574
4 -	OUTLAP			85.7	45.359	64.2	4:42.050		46.72	1:08.868	13:05:51.624
5 -	1:07.877	62.2	1:44.207	87.0	***43.329***	64.7	3:35.413	**(3)**	61.17	2.231	13:09:27.037
6 -	1:06.114	78.5	1:43.695	72.2	44.054	***64.9***	3:33.863	**(2)**	61.61	0.681	13:13:00.900
7 -	***1:05.656***	78.7	***1:42.839***	***87.1***	44.687	56.5	***3:33.182***	**(1)**	***61.81***		***13:16:34.082***

Weather / Track : Cloudy / Dry

Silverstone GP
Circuit Length = 3.6604 miles
Start: 12:46 Flag 13:13 End: 13:19

Silverstone Classic

Bentley Centenary Trophy for Pre-War Sports Cars

QUALIFYING - RACE 10 - SECTOR ANALYSIS

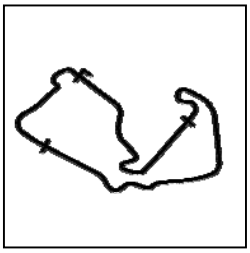

SECTOR 1 = FL to I1, SECTOR 2 = I1 to I2, SECTOR 3 = I2 to FL, DIFF = Difference To Personal Best Lap, P = Crossed Finish Line in Pit Lane, D = Time Disallowed

P45 33 PW4 SALISBURY / MELLORS — Aston Martin Ulster

IDEAL LAP TIME : 3:34.956 BEST LAP TIME : 3:36.824 DIFFERENCE : 1.868

LAP	SECTOR 1		SECTOR 2		SECTOR 3		LAP TIME		MPH	DIFF	TIME OF DAY
1 -	1:17.365	64.2	1:59.341	72.7	49.209	56.2	4:05.915		53.58	29.091	12:54:53.782
2 -	1:13.606	69.6	1:56.388	76.9	47.274	56.3	3:57.268	(3)	55.53	20.444	12:58:51.050
3 -	1:12.772	70.5	1:55.406	76.5	49.934	54.8	3:58.112		55.34	21.288	13:02:49.162
4 -	OUTLAP			78.3	45.139	***61.4***	4:49.773		45.47	1:12.949	13:07:38.935
5 -	1:07.698	76.2	***1:45.039***	***81.1***	44.087	61.1	***3:36.824***	**(1)**	***60.77***		***13:11:15.759***
6 -	***1:06.263***	***78.1***	1:47.043	78.7	***43.654***	61.1	3:36.960	**(2)**	60.73	0.136	13:14:52.719

P46 32 PW7 P.BRADFIELD / G.BRADFIELD — Invicta S Type

IDEAL LAP TIME : 3:36.602 BEST LAP TIME : 3:36.956 DIFFERENCE : 0.354

LAP	SECTOR 1		SECTOR 2		SECTOR 3		LAP TIME		MPH	DIFF	TIME OF DAY
1 -	1:10.591	65.2	1:49.184	83.7	44.548	62.6	3:44.323		58.74	7.367	12:54:08.537
2 -	1:07.051	76.6	***1:45.806***	84.7	***44.099***	***63.6***	***3:36.956***	**(1)**	***60.73***		***12:57:45.493***
3 -	***1:06.697***	***77.7***	1:48.184	***85.0***	47.419	61.1	3:42.300	**(2)**	59.27	5.344	13:01:27.793
4 -	OUTLAP			79.7	46.967	56.0	4:51.892		45.14	1:14.936	13:06:19.685
5 -	1:11.852	68.1	1:50.712	80.0	47.581	61.6	3:50.145		57.25	13.189	13:10:09.830
6 -	1:07.539	71.9	1:49.953	79.9	46.370	57.5	3:43.862	**(3)**	58.86	6.906	13:13:53.692

P47 18 PW3 Guy NORTHAM — Bentley 4½

IDEAL LAP TIME : 3:42.604 BEST LAP TIME : 3:43.523 DIFFERENCE : 0.919

LAP	SECTOR 1		SECTOR 2		SECTOR 3		LAP TIME		MPH	DIFF	TIME OF DAY
1 -	1:11.912	74.2	1:51.798	81.5	47.539	55.4	3:51.249		56.98	7.726	12:53:46.474
2 -	1:10.907	75.8	1:50.340	79.5	47.797	55.5	3:49.044		57.53	5.521	12:57:35.518
3 -	1:09.828	***76.5***	1:49.757	78.3	46.799	55.4	3:46.384		58.20	2.861	13:01:21.902
4 -	1:10.347	74.3	1:49.678	82.7	46.341	56.4	3:46.366		58.21	2.843	13:05:08.268
5 -	1:08.601	75.5	1:49.933	***83.4***	46.277	57.7	3:44.811	**(3)**	58.61	1.288	13:08:53.079
6 -	***1:08.238***	73.1	1:49.382	82.7	46.880	58.2	3:44.500	**(2)**	58.69	0.977	13:12:37.579
7 -	1:09.157	76.4	***1:48.400***	***83.4***	***45.966***	***58.3***	***3:43.523***	**(1)**	***58.95***		***13:16:21.102***

P48 37 PW4 SEBBA / COLE — Morgan 4-4

IDEAL LAP TIME : 3:47.513 BEST LAP TIME : 3:48.940 DIFFERENCE : 1.427

LAP	SECTOR 1		SECTOR 2		SECTOR 3		LAP TIME		MPH	DIFF	TIME OF DAY
1 -	1:13.862	62.4	1:56.608	70.6	47.275	58.0	3:57.745		55.42	8.805	12:54:17.675
2 -	1:11.813	65.9	1:53.667	73.9	***46.180***	59.0	3:51.660	**(2)**	56.88	2.720	12:58:09.335
3 -	OUTLAP			***74.3***	48.291	54.1	5:40.757		38.67	1:51.817	13:03:50.092
4 -	1:12.446	***71.6***	1:55.029	74.2	48.988	56.1	3:56.463		55.72	7.523	13:07:46.555
5 -	***1:10.757***	71.0	1:53.865	72.7	47.745	55.4	3:52.367	**(3)**	56.71	3.427	13:11:38.922
6 -	1:11.492	69.9	***1:50.576***	72.0	46.872	55.6	***3:48.940***	**(1)**	***57.56***		***13:15:27.862***

P49 43 PW4 Tarek MAHMOUD — Aston Martin Le Mans

IDEAL LAP TIME : 3:50.184 BEST LAP TIME : 3:50.579 DIFFERENCE : 0.395

LAP	SECTOR 1		SECTOR 2		SECTOR 3		LAP TIME		MPH	DIFF	TIME OF DAY
1 -	1:17.255	67.0	2:02.373	71.9	51.244	55.6	4:10.872		52.52	20.293	12:55:21.128
2 -	1:14.094	68.9	1:56.814	75.1	51.031	51.5	4:01.939		54.46	11.360	12:59:23.067
3 -	1:13.372	69.3	1:59.284	74.0	50.112	54.8	4:02.768		54.28	12.189	13:03:25.835
4 -	1:12.485	70.6	1:53.626	76.3	47.525	58.0	3:53.636	**(3)**	56.40	3.057	13:07:19.471
5 -	1:10.946	71.0	1:52.920	***76.6***	***47.163***	57.9	3:51.029	**(2)**	57.03	0.450	13:11:10.500
6 -	***1:10.933***	***71.9***	***1:52.088***	74.8	47.558	***58.5***	***3:50.579***	**(1)**	***57.15***		***13:15:01.079***

Weather / Track : Cloudy / Dry

Silverstone GP
Circuit Length = 3.6604 miles
Start: 12:46 Flag 13:13 End: 13:19

Silverstone Classic

Bentley Centenary Trophy for Pre-War Sports Cars

QUALIFYING - RACE 10 - SECTOR ANALYSIS

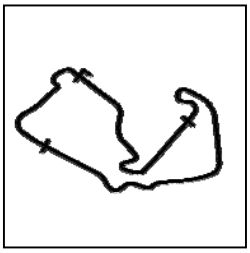

SECTOR 1 = FL to I1, SECTOR 2 = I1 to I2, SECTOR 3 = I2 to FL, DIFF = Difference To Personal Best Lap, P = Crossed Finish Line in Pit Lane, D = Time Disallowed

P50 10 PW2 Vivian BUSH Bentley 3 litre

IDEAL LAP TIME : 3:52.124 BEST LAP TIME : 3:52.124 DIFFERENCE : 0.000

LAP	SECTOR 1		SECTOR 2		SECTOR 3		LAP TIME	MPH	DIFF	TIME OF DAY
1 -	1:16.338	66.7	1:56.471	72.8	49.134	53.8	4:01.943	54.46	9.819	12:54:30.015
2 -	1:13.603	67.7	1:54.261	71.3	49.900	54.8	3:57.764	55.42	5.640	12:58:27.779
3 -	1:14.334	68.8	1:53.374	73.1	49.351	54.6	3:57.059 **(3)**	55.58	4.935	13:02:24.838
4 -	1:14.321	69.4	1:54.127	71.8	48.870	57.3	3:57.318	55.52	5.194	13:06:22.156
5 -	***1:12.094***	70.2	***1:51.947***	***73.7***	***48.083***	***57.4***	***3:52.124*** **(1)**	***56.77***		***13:10:14.280***
6 -	1:12.989	***70.6***	1:52.150	72.5	48.725	***57.4***	3:53.864 **(2)**	56.34	1.740	13:14:08.144

P51 47 PW4 STOCH / POTOCKI Aston Martin International

IDEAL LAP TIME : BEST LAP TIME : 3:57.956 DIFFERENCE :

LAP	SECTOR 1	SECTOR 2	SECTOR 3	LAP TIME	MPH	DIFF	TIME OF DAY
1 -				7:13.278	30.41	3:15.322	12:58:42.413
2 -				5:38.641 **(3)**	38.91	1:40.685	13:04:21.054
3 -				***3:57.956*** **(1)**	***55.37***		***13:08:19.010***
4 -				4:00.541 **(2)**	54.78	2.585	13:12:19.551

Weather / Track : Cloudy / Dry

Silverstone GP
Circuit Length = 3.6604 miles
Start: 12:46 Flag 13:13 End: 13:19

Silverstone Classic

Bentley Centenary Trophy for Pre-War Sports Cars

QUALIFYING - RACE 10 - BEST SECTORS

	SECTOR 1			SECTOR 2			SECTOR 3			IDEAL / BEST COMPARISON					
POS	NO	NAME	TIME	NO	NAME	TIME	NO	NAME	TIME	POS	NO	NAME	IDEAL	BEST	DIFF
												PERFECT LAP	2:50.191		
1	8	FRIEDRICHS	51.776	8	FRIEDRICHS	1:23.180	11	WAKEMAN / BL'-ED	35.235	1	8	FRIEDRICHS	2:51.016	2:51.737	0.721
2	52	BURNETT	51.954	11	WAKEMAN / BL'-ED	1:23.978	8	FRIEDRICHS	36.060	2	11	WAKEMAN / BL'-EDW	2:51.951	2:52.228	0.277
3	11	WAKEMAN / BL'-ED	52.738	39	O.LLEWELLYN / T.I	1:26.224	52	BURNETT	36.194	3	52	BURNETT	2:54.956	2:55.759	0.803
4	20	BIRCH	53.677	20	BIRCH	1:26.306	20	BIRCH	36.785	4	20	BIRCH	2:56.768	2:57.398	0.630
5	39	O.LLEWELLYN / T.I	54.073	52	BURNETT	1:26.808	45	KEELING / LOCKIE	36.917	5	39	O.LLEWELLYN / T.LL	2:57.989	2:58.854	0.865
6	45	KEELING / LOCKIE	54.439	54	BARRIE / PRILL	1:27.564	54	BARRIE / PRILL	37.450	6	45	KEELING / LOCKIE	2:59.144	2:59.685	0.541
7	77	HALUSA	54.893	45	KEELING / LOCKIE	1:27.788	35	DARBYSHIRE / CAI	37.529	7	54	BARRIE / PRILL	3:00.198	3:00.858	0.660
8	54	BARRIE / PRILL	55.184	77	HALUSA	1:28.319	77	HALUSA	37.634	8	77	HALUSA	3:00.846	3:02.202	1.356
9	35	DARBYSHIRE / CAI	55.728	9	HUDSON / MORLE'	1:28.563	39	O.LLEWELLYN / T.I	37.692	9	35	DARBYSHIRE / CAMI	3:02.209	3:02.912	0.703
10	9	HUDSON / MORLE'	56.071	35	DARBYSHIRE / CAI	1:28.952	9	HUDSON / MORLE'	37.882	10	9	HUDSON / MORLEY	3:02.516	3:02.516	0.000
11	42	COOKE	56.523	21	MIDDLETON	1:30.108	15	BRIGGS / ARCHER	38.040	11	15	BRIGGS / ARCHER	3:05.809	3:05.987	0.178
12	21	MIDDLETON	56.695	71	BECHTOLSHEIMEF	1:30.420	5	E.BRADLEY / R.BR.	38.380	12	71	BECHTOLSHEIMER	3:05.978	3:07.125	1.147
13	71	BECHTOLSHEIMEF	56.720	15	BRIGGS / ARCHER	1:30.635	42	COOKE	38.731	13	21	MIDDLETON	3:06.127	3:06.303	0.176
14	15	BRIGGS / ARCHER	57.134	5	E.BRADLEY / R.BR.	1:31.196	71	BECHTOLSHEIMEF	38.838	14	42	COOKE	3:07.316	3:10.272	2.956
15	36	FISKEN / BREWSTI	57.439	4	C.MORLEY / J.MOF	1:31.568	75	WALTON	38.970	15	5	E.BRADLEY / R.BRAI	3:07.748	3:07.748	0.000
16	4	C.MORLEY / J.MOF	57.714	42	COOKE	1:32.062	4	C.MORLEY / J.MOF	38.982	16	4	C.MORLEY / J.MORL	3:08.264	3:08.474	0.210
17	26	M.LITTLEWOOD/A.	57.900	36	FISKEN / BREWSTI	1:32.306	36	FISKEN / BREWSTI	39.021	17	36	FISKEN / BREWSTEF	3:08.766	3:09.470	0.704
18	75	WALTON	57.915	75	WALTON	1:32.609	21	MIDDLETON	39.324	18	75	WALTON	3:09.494	3:11.367	1.873
19	27	DUBSKY	58.127	27	DUBSKY	1:32.682	7	STAMM	39.478	19	27	DUBSKY	3:10.454	3:12.292	1.838
20	5	E.BRADLEY / R.BR.	58.172	51	C. BALL / N. BALL	1:32.725	17	MASON-FRANCHIT	39.606	20	51	C. BALL / N. BALL	3:11.666	3:13.116	1.450
21	14	BLAKEMORE	58.619	7	STAMM	1:33.446	27	DUBSKY	39.645	21	7	STAMM	3:12.080	3:13.456	1.376
22	51	C. BALL / N. BALL	58.938	22	LEWIS	1:33.779	41	A.BROWN / R.BRO'	39.750	22	14	BLAKEMORE	3:13.181	3:13.329	0.148
23	7	STAMM	59.156	31	SWETE	1:33.910	51	C. BALL / N. BALL	40.003	23	17	MASON-FRANCHITT	3:13.828	3:14.447	0.619
24	48	STEWART / ELBOU	59.276	24	AYRE	1:33.986	26	M.LITTLEWOOD/A.	40.182	24	31	SWETE	3:14.190	3:15.349	1.159
25	31	SWETE	59.684	14	BLAKEMORE	1:34.004	24	AYRE	40.413	25	26	M.LITTLEWOOD/A.LI'	3:14.476	3:14.476	0.000
26	17	MASON-FRANCHIT	59.760	17	MASON-FRANCHIT	1:34.462	48	STEWART / ELBOU	40.467	26	48	STEWART / ELBOUR	3:14.795	3:17.742	2.947
27	2	OVERINGTON	59.908	2	OVERINGTON	1:34.813	14	BLAKEMORE	40.558	27	24	AYRE	3:15.006	3:16.505	1.499
28	19	OZANNE	59.965	41	A.BROWN / R.BRO'	1:34.906	3	EDWARDS	40.566	28	41	A.BROWN / R.BROW	3:15.719	3:18.208	2.489
29	24	AYRE	1:00.607	48	STEWART / ELBOU	1:35.052	31	SWETE	40.596	29	2	OVERINGTON	3:15.754	3:16.955	1.201
30	22	LEWIS	1:00.735	19	OZANNE	1:35.419	57	GALLIERS-PRATT /	40.618	30	22	LEWIS	3:15.800	3:16.738	0.938
31	12	LUNN	1:00.747	26	M.LITTLEWOOD/A.	1:36.394	16	MACKINNON	40.716	31	19	OZANNE	3:16.368	3:16.405	0.037
32	57	GALLIERS-PRATT /	1:00.933	57	GALLIERS-PRATT /	1:36.525	12	LUNN	40.757	32	57	GALLIERS-PRATT / E	3:18.076	3:18.076	0.000
33	41	A.BROWN / R.BRO'	1:01.063	84	SANDWITH	1:37.019	84	SANDWITH	40.807	33	3	EDWARDS	3:19.389	3:21.572	2.183
34	3	EDWARDS	1:01.166	16	MACKINNON	1:37.354	140	KING / PLANT	40.899	34	84	SANDWITH	3:19.698	3:20.681	0.983
35	40	REAY-SMITH	1:01.683	3	EDWARDS	1:37.657	19	OZANNE	40.984	35	12	LUNN	3:19.713	3:20.686	0.973
36	84	SANDWITH	1:01.872	12	LUNN	1:38.209	2	OVERINGTON	41.033	36	16	MACKINNON	3:20.017	3:20.488	0.471
37	16	MACKINNON	1:01.947	38	SCOTT-MACKIRDY	1:38.300	1	HALUSA	41.102	37	38	SCOTT-MACKIRDY	3:21.407	3:23.535	2.128
38	38	SCOTT-MACKIRDY	1:01.996	40	REAY-SMITH	1:38.335	38	SCOTT-MACKIRDY	41.111	38	40	REAY-SMITH	3:21.519	3:22.252	0.733
39	23	BELL / WELCH	1:02.975	140	KING / PLANT	1:39.829	22	LEWIS	41.286	39	140	KING / PLANT	3:24.967	3:25.471	0.504
40	46	WILTSHIRE / SHOC	1:03.551	23	BELL / WELCH	1:40.702	40	REAY-SMITH	41.501	40	23	BELL / WELCH	3:25.753	3:27.842	2.089
41	140	KING / PLANT	1:04.239	46	WILTSHIRE / SHOC	1:41.459	23	BELL / WELCH	42.076	41	46	WILTSHIRE / SHOOS	3:29.162	3:30.840	1.678
42	70	GOODWIN	1:05.255	70	GOODWIN	1:42.671	6	J.WARD / T.WARD	43.183	42	34	W.ELBOURN SNR / G	3:31.824	3:33.182	1.358
43	6	J.WARD / T.WARD	1:05.509	34	W.ELBOURN SNR /	1:42.839	34	W.ELBOURN SNR /	43.329	43	6	J.WARD / T.WARD	3:31.877	3:33.039	1.162
44	34	W.ELBOURN SNR /	1:05.656	6	J.WARD / T.WARD	1:43.185	33	SALISBURY / MELL	43.654	44	70	GOODWIN	3:31.925	3:32.426	0.501
45	33	SALISBURY / MELL	1:06.263	33	SALISBURY / MELL	1:45.039	70	GOODWIN	43.999	45	33	SALISBURY / MELLO	3:34.956	3:36.824	1.868
46	32	P.BRADFIELD / G.E	1:06.697	32	P.BRADFIELD / G.E	1:45.806	32	P.BRADFIELD / G.E	44.099	46	32	P.BRADFIELD / G.BR	3:36.602	3:36.956	0.354
47	18	NORTHAM	1:08.238	18	NORTHAM	1:48.400	46	WILTSHIRE / SHOC	44.152	47	18	NORTHAM	3:42.604	3:43.523	0.919
48	37	SEBBA / COLE	1:10.757	37	SEBBA / COLE	1:50.576	18	NORTHAM	45.966	48	37	SEBBA / COLE	3:47.513	3:48.940	1.427
49	43	MAHMOUD	1:10.933	10	BUSH	1:51.947	37	SEBBA / COLE	46.180	49	43	MAHMOUD	3:50.184	3:50.579	0.395
50	10	BUSH	1:12.094	43	MAHMOUD	1:52.088	43	MAHMOUD	47.163	50	10	BUSH	3:52.124	3:52.124	0.000
51							10	BUSH	48.083	51	47	STOCH / POTOCKI		3:57.956	
52															

Weather / Track : Cloudy / Dry

Silverstone GP
Circuit Length = 3.6604 miles
Start: 12:46 Flag 13:13 End: 13:19

Results can be found at www.tsl-timing.com

Printed - 13:25 Friday, 26 July 2019

Silverstone Classic

Bentley Centenary Trophy for Pre-War Sports Cars

QUALIFYING - RACE 10 - BEST SPEEDS

	INTERMEDIATE 1			INTERMEDIATE 2			FINISH LINE		
POS	NO	NAME	MPH	NO	NAME	MPH	NO	NAME	MPH
1	8	FRIEDRICHS	109.8	39	O.LLEWELLYN / T.LLEWELLYN	115.1	8	FRIEDRICHS	82.2
2	45	KEELING / LOCKIE	101.9	8	FRIEDRICHS	114.9	39	O.LLEWELLYN / T.LLEWELLYN	81.7
3	20	BIRCH	101.6	54	BARRIE / PRILL	106.3	11	WAKEMAN / BL'-EDWARDS	78.5
4	39	O.LLEWELLYN / T.LLEWELLYN	101.5	45	KEELING / LOCKIE	106.0	52	BURNETT	78.2
5	54	BARRIE / PRILL	101.0	77	HALUSA	104.2	20	BIRCH	77.7
6	22	LEWIS	99.8	20	BIRCH	103.7	45	KEELING / LOCKIE	77.4
7	52	BURNETT	99.7	1	HALUSA	103.0	77	HALUSA	75.8
8	11	WAKEMAN / BL'-EDWARDS	97.3	71	BECHTOLSHEIMER	102.2	71	BECHTOLSHEIMER	74.8
9	77	HALUSA	97.3	11	WAKEMAN / BL'-EDWARDS	101.8	54	BARRIE / PRILL	74.6
10	9	HUDSON / MORLEY	96.5	52	BURNETT	101.6	42	COOKE	73.9
11	19	OZANNE	95.7	75	WALTON	100.9	9	HUDSON / MORLEY	73.5
12	71	BECHTOLSHEIMER	94.9	40	REAY-SMITH	100.9	35	DARBYSHIRE / CAMERON	73.5
13	35	DARBYSHIRE / CAMERON	94.5	9	HUDSON / MORLEY	100.3	4	C.MORLEY / J.MORLEY	72.7
14	2	OVERINGTON	93.5	22	LEWIS	100.1	24	AYRE	72.6
15	40	REAY-SMITH	93.4	2	OVERINGTON	100.1	75	WALTON	71.6
16	42	COOKE	93.3	51	C. BALL / N. BALL	100.0	21	MIDDLETON	71.3
17	31	SWETE	93.3	4	C.MORLEY / J.MORLEY	99.7	26	M.LITTLEWOOD/A.LITTLEWOOI	71.3
18	21	MIDDLETON	93.2	42	COOKE	99.2	51	C. BALL / N. BALL	71.1
19	4	C.MORLEY / J.MORLEY	92.6	21	MIDDLETON	99.1	7	STAMM	71.0
20	51	C. BALL / N. BALL	92.1	35	DARBYSHIRE / CAMERON	98.9	14	BLAKEMORE	70.7
21	75	WALTON	91.9	24	AYRE	98.9	36	FISKEN / BREWSTER	70.5
22	15	BRIGGS / ARCHER	91.5	7	STAMM	96.8	27	DUBSKY	70.4
23	14	BLAKEMORE	90.9	26	M.LITTLEWOOD/A.LITTLEWOOI	96.5	31	SWETE	70.4
24	36	FISKEN / BREWSTER	90.5	27	DUBSKY	96.4	15	BRIGGS / ARCHER	69.6
25	27	DUBSKY	90.5	48	STEWART / ELBOURN	96.4	22	LEWIS	69.5
26	24	AYRE	89.4	19	OZANNE	96.0	2	OVERINGTON	68.9
27	7	STAMM	89.2	36	FISKEN / BREWSTER	95.8	19	OZANNE	68.8
28	26	M.LITTLEWOOD/A.LITTLEWOOI	88.6	15	BRIGGS / ARCHER	95.3	48	STEWART / ELBOURN	68.7
29	48	STEWART / ELBOURN	88.0	31	SWETE	94.9	12	LUNN	68.1
30	3	EDWARDS	87.9	14	BLAKEMORE	94.2	3	EDWARDS	68.1
31	12	LUNN	85.9	3	EDWARDS	92.4	5	E.BRADLEY / R.BRADLEY	68.0
32	84	SANDWITH	85.8	84	SANDWITH	91.4	41	A.BROWN / R.BROWN	67.9
33	5	E.BRADLEY / R.BRADLEY	84.8	12	LUNN	89.9	57	GALLIERS-PRATT / BL'-EDWARI	67.3
34	41	A.BROWN / R.BROWN	84.5	5	E.BRADLEY / R.BRADLEY	89.3	17	MASON-FRANCHITTI / WOOD	66.4
35	70	GOODWIN	84.3	41	A.BROWN / R.BROWN	88.4	40	REAY-SMITH	66.1
36	57	GALLIERS-PRATT / BL'-EDWARI	83.1	17	MASON-FRANCHITTI / WOOD	88.1	84	SANDWITH	65.6
37	38	SCOTT-MACKIRDY	82.9	38	SCOTT-MACKIRDY	88.1	34	W.ELBOURN SNR / G.ELBOURN	64.9
38	17	MASON-FRANCHITTI / WOOD	82.6	57	GALLIERS-PRATT / BL'-EDWARI	88.0	16	MACKINNON	64.5
39	23	BELL / WELCH	80.3	23	BELL / WELCH	87.4	6	J.WARD / T.WARD	64.4
40	34	W.ELBOURN SNR / G.ELBOURN	80.0	70	GOODWIN	87.3	70	GOODWIN	64.2
41	46	WILTSHIRE / SHOOSMITH	79.8	34	W.ELBOURN SNR / G.ELBOURN	87.1	46	WILTSHIRE / SHOOSMITH	64.0
42	16	MACKINNON	79.7	32	P.BRADFIELD / G.BRADFIELD	85.0	23	BELL / WELCH	63.7
43	33	SALISBURY / MELLORS	78.1	6	J.WARD / T.WARD	84.7	38	SCOTT-MACKIRDY	63.6
44	32	P.BRADFIELD / G.BRADFIELD	77.7	16	MACKINNON	84.3	32	P.BRADFIELD / G.BRADFIELD	63.6
45	6	J.WARD / T.WARD	76.8	46	WILTSHIRE / SHOOSMITH	83.9	33	SALISBURY / MELLORS	61.4
46	18	NORTHAM	76.5	18	NORTHAM	83.4	140	KING / PLANT	60.7
47	140	KING / PLANT	75.6	33	SALISBURY / MELLORS	81.1	37	SEBBA / COLE	59.5
48	43	MAHMOUD	71.9	140	KING / PLANT	78.7	43	MAHMOUD	58.5
49	37	SEBBA / COLE	71.6	43	MAHMOUD	76.6	18	NORTHAM	58.3
50	10	BUSH	70.6	37	SEBBA / COLE	74.3	10	BUSH	57.4
51				10	BUSH	73.7	1	HALUSA	54.5
52									

Weather / Track : Cloudy / Dry

Silverstone GP
Circuit Length = 3.6604 miles
Start: 12:46 Flag 13:13 End: 13:19

Results can be found at www.tsl-timing.com

Printed - 13:26 Friday, 26 July 2019

Silverstone Classic

Bentley Centenary Trophy for Pre-War Sports Cars

QUALIFYING - RACE 10 - STATISTICS

Competitors Started	52
Planned Start	2019-07-26 @ 12:48:00.000
Actual Start	2019-07-26 @ 12:46:53.152
Finish Time	2019-07-26 @ 13:13:58.298
Track Length	3.6604mi.
Total Laps	349
Total Distance Covered	1277.5136mi.

Session Fastest Lap History

NO	CL	NAME	LAP TIME	TIME OF DAY	LAP	VEHICLE
8	PW7	**Rudiger FRIEDRICHS**	**2:53.461**	12:51:59.254	1	Alvis Firefly 4.3
8	PW7	**Rudiger FRIEDRICHS**	**2:52.748**	13:00:40.039	4	Alvis Firefly 4.3
8	PW7	**Rudiger FRIEDRICHS**	**2:51.737**	13:03:31.776	5	Alvis Firefly 4.3

Flag History

TYPE	TIME OF DAY
GREEN	12:46:53.152
FINISH	13:13:58.298

Flag Statistics

TYPE	COUNT	TOTAL LAPS	TOTAL TIME
Green	1	8	32:11.532
Red	0	0	0.000
Safety Car	0	0	0.000
FCY	0	0	0.000

Silverstone GP
Circuit Length = 3.6604 miles
Start: 12:46 Flag 13:13 End: 13:19

Weather / Track : Cloudy / Dry

These results are provisional until the conclusion of any judicial and technical matters.

Clerk Of Course :		Timekeeper :

Silverstone Classic

Bentley Centenary Trophy for Pre-War Sports Cars

QUALIFYING - RACE 10 - STATISTICS

CLASS : PW2

4 Starters

Fastest Lap History

NO	NAME	LAP TIME	TIME OF DAY	LAP	VEHICLE
16	**Jock MACKINNON**	**3:25.006**	12:52:57.611	1	Bentley 3 litre Tourer
16	**Jock MACKINNON**	**3:20.852**	12:56:18.469	2	Bentley 3 litre Tourer
16	**Jock MACKINNON**	**3:20.488**	13:06:23.208	5	Bentley 3 litre Tourer

Silverstone GP

Weather / Track : Cloudy / Dry

Circuit Length = 3.6604 miles

These results are provisional until the conclusion of any judicial and technical matters.

Start: 12:46 Flag 13:13 End: 13:19

Clerk Of Course :		Timekeeper :

Silverstone Classic

Bentley Centenary Trophy for Pre-War Sports Cars

QUALIFYING - RACE 10 - STATISTICS

CLASS : PW3

13 Starters

Fastest Lap History

NO	NAME	LAP TIME	TIME OF DAY	LAP	VEHICLE
4	**C.MORLEY / J.MORLEY**	**3:08.985**	12:52:49.943	1	Bentley 3/4½
4	**C.MORLEY / J.MORLEY**	**3:08.474**	12:59:07.833	3	Bentley 3/4½
9	**HUDSON / MORLEY**	**3:06.203**	13:09:40.081	6	Bentley 3/4½
9	**HUDSON / MORLEY**	**3:02.516**	13:12:42.599	7	Bentley 3/4½

Silverstone GP

Weather / Track : Cloudy / Dry

Circuit Length = 3.6604 miles

These results are provisional until the conclusion of any judicial and technical matters.

Start: 12:46 Flag 13:13 End: 13:19

Clerk Of Course :		Timekeeper :

Silverstone Classic

Bentley Centenary Trophy for Pre-War Sports Cars

QUALIFYING - RACE 10 - STATISTICS

CLASS : PW1

3 Starters

Fastest Lap History

NO	NAME	LAP TIME	TIME OF DAY	LAP	VEHICLE
11	**WAKEMAN / BL'-EDWARDS**	**2:55.420**	12:52:00.751	1	Frazer Nash Super Sports
11	**WAKEMAN / BL'-EDWARDS**	**2:53.496**	12:54:54.248	2	Frazer Nash Super Sports
11	**WAKEMAN / BL'-EDWARDS**	**2:52.228**	13:11:24.903	7	Frazer Nash Super Sports

Silverstone GP

Weather / Track : Cloudy / Dry

Circuit Length = 3.6604 miles

These results are provisional until the conclusion of any judicial and technical matters.

Start: 12:46 Flag 13:13 End: 13:19

Clerk Of Course :		Timekeeper :

Silverstone Classic

Bentley Centenary Trophy for Pre-War Sports Cars

QUALIFYING - RACE 10 - STATISTICS

CLASS : PW4

9 Starters

Fastest Lap History

NO	NAME	LAP TIME	TIME OF DAY	LAP	VEHICLE
15	**BRIGGS / ARCHER**	**3:13.550**	12:52:22.566	1	Aston Martin Ulster LM15
5	**E.BRADLEY / R.BRADLEY**	**3:10.631**	12:53:04.162	1	Aston Martin Ulster
5	**E.BRADLEY / R.BRADLEY**	**3:09.649**	12:56:13.811	2	Aston Martin Ulster
15	**BRIGGS / ARCHER**	**3:05.987**	12:58:39.576	3	Aston Martin Ulster LM15

Silverstone GP

Weather / Track : Cloudy / Dry

Circuit Length = 3.6604 miles

These results are provisional until the conclusion of any judicial and technical matters.

Start: 12:46 Flag 13:13 End: 13:19

Clerk Of Course :		Timekeeper :

Silverstone Classic

Bentley Centenary Trophy for Pre-War Sports Cars

QUALIFYING - RACE 10 - STATISTICS

CLASS : PW5

6 Starters

Fastest Lap History

NO	NAME	LAP TIME	TIME OF DAY	LAP	VEHICLE
54	**BARRIE / PRILL**	**3:11.549**	12:52:31.927	1	BMW 328
54	**BARRIE / PRILL**	**3:09.149**	12:55:41.077	2	BMW 328
21	**Alan MIDDLETON**	**3:06.303**	13:00:39.697	3	Aston Martin Speed 'Red Dragon
54	**BARRIE / PRILL**	**3:00.858**	13:12:43.106	7	BMW 328

Silverstone GP

Weather / Track : Cloudy / Dry

Circuit Length = 3.6604 miles

These results are provisional until the conclusion of any judicial and technical matters.

Start: 12:46 Flag 13:13 End: 13:19

Clerk Of Course :		Timekeeper :

Silverstone Classic

Bentley Centenary Trophy for Pre-War Sports Cars

QUALIFYING - RACE 10 - STATISTICS

CLASS : PW7

11 Starters

Fastest Lap History

NO	NAME	LAP TIME	TIME OF DAY	LAP	VEHICLE
8	**Rudiger FRIEDRICHS**	**2:53.461**	12:51:59.254	1	Alvis Firefly 4.3
8	**Rudiger FRIEDRICHS**	**2:52.748**	13:00:40.039	4	Alvis Firefly 4.3
8	**Rudiger FRIEDRICHS**	**2:51.737**	13:03:31.776	5	Alvis Firefly 4.3

Silverstone GP

Weather / Track : Cloudy / Dry

Circuit Length = 3.6604 miles

These results are provisional until the conclusion of any judicial and technical matters.

Start: 12:46 Flag 13:13 End: 13:19

Clerk Of Course :		Timekeeper :

Silverstone Classic

Bentley Centenary Trophy for Pre-War Sports Cars

QUALIFYING - RACE 10 - STATISTICS

CLASS : PW6

3 Starters

Fastest Lap History

NO	NAME	LAP TIME	TIME OF DAY	LAP	VEHICLE
52	**Gareth BURNETT**	**3:13.191**	12:52:27.420	1	Alta Sports
77	**Niklas HALUSA**	**3:08.526**	12:52:32.287	1	Alfa Romeo 8C 2300 Zagato Spyder
52	**Gareth BURNETT**	**3:06.325**	12:55:33.746	2	Alta Sports
77	**Niklas HALUSA**	**3:03.174**	12:55:35.461	2	Alfa Romeo 8C 2300 Zagato Spyder
77	**Niklas HALUSA**	**3:02.202**	12:58:37.663	3	Alfa Romeo 8C 2300 Zagato Spyder
52	**Gareth BURNETT**	**2:58.033**	13:12:16.462	5	Alta Sports
52	**Gareth BURNETT**	**2:55.759**	13:15:12.221	6	Alta Sports

Silverstone GP

Weather / Track : Cloudy / Dry

Circuit Length = 3.6604 miles

These results are provisional until the conclusion of any judicial and technical matters.

Start: 12:46 Flag 13:13 End: 13:19

Clerk Of Course :		Timekeeper :

Silverstone Classic

Bentley Centenary Trophy for Pre-War Sports Cars

QUALIFYING - RACE 10 - STATISTICS

CLASS : PW SP

3 Starters

Fastest Lap History

NO	NAME	LAP TIME	TIME OF DAY	LAP	VEHICLE
39	**O.LLEWELLYN / T.LLEWELLYN**	**3:06.090**	12:53:51.157	1	Bentley 3/8
39	**O.LLEWELLYN / T.LLEWELLYN**	**3:03.988**	12:56:55.153	2	Bentley 3/8
39	**O.LLEWELLYN / T.LLEWELLYN**	**2:58.854**	12:59:54.006	3	Bentley 3/8

Silverstone GP

Weather / Track : Cloudy / Dry

Circuit Length = 3.6604 miles

These results are provisional until the conclusion of any judicial and technical matters.

Start: 12:46 Flag 13:13 End: 13:19

Clerk Of Course :		Timekeeper :

Silverstone Classic

Bentley Centenary Trophy for Pre-War Sports Cars

RACE 10 - GRID (40 minutes) - AMENDED v2

Sheet No:	Issue Time:

ROW 24	47	47	3:57.956 STOCH / POTOCKI	48	1	Martin HALUSA	
ROW 23	45	43	3:50.579 Tarek MAHMOUD	46	10	3:52.124 Vivian BUSH	
ROW 22	43	18	3:43.523 Guy NORTHAM	44	37	3:48.940 SEBBA / COLE	
ROW 21	41	33	3:36.824 SALISBURY / MELLORS	42	32	3:36.956 P.BRADFIELD / G.BRADFIELD	
ROW 20	39	6	3:33.039 J.WARD / T.WARD	40	34	3:33.182 W.ELBOURN SNR / G.ELBOURN	
ROW 19	37	23	3:27.842 BELL / WELCH	38	70	3:32.426 Graham GOODWIN	
ROW 18	35	40	3:22.252 Richard REAY-SMITH	36	38	3:23.535 Christopher SCOTT-MACKIRDY	
ROW 17	33	12	3:20.686 Chris LUNN	34	3	3:21.572 Simon EDWARDS	
ROW 16	31	16	3:20.488 Jock MACKINNON	32	84	3:20.681 Neil SANDWITH	
ROW 15	29	57	3:18.076 GALLIERS-PRATT / BLAKENEY-EDWARDS	30	41	3:18.208 A.BROWN / R.BROWN	
ROW 14	27	2	3:16.955 Martin OVERINGTON	28	48	3:17.742 STEWART / ELBOURN	
ROW 13	25	24	3:16.505 David AYRE	26	22	3:16.738 Robert LEWIS	
ROW 12	23	31	3:15.349 Trevor SWETE	24	19	3:16.405 David OZANNE	
ROW 11	21	7	3:13.456 Heinz STAMM	22	17	3:14.447 MASON-FRANCHITTI / WOOD	
ROW 10	19	51	3:13.116 C. BALL / N. BALL	20	14	3:13.329 Robert BLAKEMORE	
ROW 9	17	42	3:10.272 David COOKE	18	75	3:11.367 Matt WALTON	
ROW 8	15	4	3:08.474 C.MORLEY / J.MORLEY	16	36	3:09.470 FISKEN / BREWSTER	
ROW 7	13	71	3:07.125 Till BECHTOLSHEIMER	14	5	3:07.748 E.BRADLEY / R.BRADLEY	
ROW 6	11	15	3:05.987 BRIGGS / ARCHER	12	21	3:06.303 Alan MIDDLETON	
ROW 5	9	9	3:02.516 HUDSON / MORLEY	10	35	3:02.912 DARBYSHIRE / CAMERON	
ROW 4	7	54	3:00.858 BARRIE / PRILL	8	77	3:02.202 Niklas HALUSA	
ROW 3	5	39	2:58.854 O.LLEWELLYN / T.LLEWELLYN	6	45	2:59.685 KEELING / LOCKIE	
ROW 2	3	52	2:55.759 Gareth BURNETT	4	20	2:57.398 Michael BIRCH	
ROW 1	1	8	2:51.737 Rudiger FRIEDRICHS	2	11	2:52.228 WAKEMAN / BLAKENEY-EDWARDS	

Pole

Cars 26, 27, 46 & 140 withdrawn.

Silverstone GP
Circuit Length = 3.6604 miles

These results are provisional until the conclusion of any judicial and technical matters.

Clerk Of Course :	Steward :	Timekeeper :

Results can be found at www.tsl-timing.com

Printed - 15:26 Saturday, 27 July 2019

HSCC

SilverstoneClassic 26|27|28 JULY 2019

Silverstone Classic

Bentley Centenary Trophy for Pre-War Sports Cars

RACE 10 - CLASSIFICATION

Sheet No:	Issue Time:

POS	NO	CL	PIC	NAME	ENTRY	LAPS	TIME	GAP	DIFF	MPH	BEST	ON
1	39 *	PW SP	1	T.LLEWELLYN / O.LLEWELLYN	Bentley 3/8	14	40:45.565			75.43	2:49.470	1
2	8	PW7	1	Rudiger FRIEDRICHS	Alvis Firefly 4.3	14	40:46.805	1.240	1.240	75.39	2:49.243	14
3	11	PW1	1	WAKEMAN / BLAKENEY-EDWARDS	Frazer Nash Super Sports	14	41:56.228	1:10.663	1:09.423	73.31	2:54.026	10
4	20	PW7	2	Michael BIRCH	Talbot AV105 Brooklands JJ93	14	41:56.468	1:10.903	0.240	73.31	2:55.768	5
5	45	PW7	3	KEELING / LOCKIE	Delahaye 135	14	42:35.278	1:49.713	38.810	72.19	2:56.827	14
6	54	PW5	1	BARRIE / PRILL	BMW 328	14	43:05.170	2:19.605	29.892	71.36	2:57.054	3
7	77	PW6	1	Niklas HALUSA	Alfa Romeo 8C 2300 Zagato Spyder	14	43:38.519	2:52.954	33.349	70.45	3:01.714	2
8	9	PW3	1	HUDSON / MORLEY	Bentley 3/4½	13	41:05.657	1 Lap	1 Lap	69.47	3:02.897	9
9	21	PW5	2	Alan MIDDLETON	Aston Martin Speed 'Red Dragon	13	41:17.271	1 Lap	11.614	69.15	3:02.178	10
10	71	PW7	4	Till BECHTOLSHEIMER	Talbot Lago T150C	13	41:18.571	1 Lap	1.300	69.11	3:04.905	6
11	35	PW1	2	CAMERON / DARBYSHIRE	Morgan Super Aero	13	41:19.293	1 Lap	0.722	69.09	3:02.022	2
12	4	PW3	2	C.MORLEY / J.MORLEY	Bentley 3/4½	13	41:29.725	1 Lap	10.432	68.80	3:06.039	10
13	5	PW4	1	R.BRADLEY / E.BRADLEY	Aston Martin Ulster	13	41:48.295	1 Lap	18.570	68.29	3:06.586	3
14	75	PW SP	2	Matt WALTON	Bentley 3/8	13	41:53.690	1 Lap	5.395	68.15	3:08.344	4
15	51	PW7	5	C. BALL / N. BALL	Invicta S-Type Low Chassis	13	42:03.931	1 Lap	10.241	67.87	3:07.116	11
16	36	PW3	3	BREWSTER / FISKEN	Vauxhall 30/98 The Hughes Special	13	42:05.312	1 Lap	1.381	67.83	3:08.027	11
17	7	PW5	3	Heinz STAMM	Aston Martin 2 Litre Speed	13	42:09.060	1 Lap	3.748	67.73	3:06.546	13
18	14	PW5	4	Robert BLAKEMORE	Aston Martin Speed Model	13	42:09.815	1 Lap	0.755	67.71	3:05.836	9
19	1	PW2	1	Martin HALUSA	Bugatti 35C/B	13	42:34.251	1 Lap	24.436	67.06	3:03.296	9
20	24	PW SP	3	David AYRE	Barnato Hassan Special	13	43:14.225	1 Lap	39.974	66.03	3:11.039	4
21	3	PW1	3	Simon EDWARDS	Morgan Super Aero	13	43:14.934	1 Lap	0.709	66.01	3:12.035	13
22	19	PW5	5	David OZANNE	Aston Martin 2 Litre Speed Model	13	43:50.177	1 Lap	35.243	65.13	3:13.918	11
23	22	PW7	6	Robert LEWIS	Lagonda V12 Le Mans	13	43:52.559	1 Lap	2.382	65.07	3:12.645	13
24	41	PW7	7	A.BROWN / R.BROWN	Invicta Low Chassis	13	43:55.518	1 Lap	2.959	65.00	3:15.808	10
25	12	PW6	2	Chris LUNN	Talbot 105 Sports Team Car	13	44:51.877	1 Lap	56.359	63.64	3:14.975	8
26	16	PW2	2	Jock MACKINNON	Bentley 3 litre Tourer	12	40:51.578	2 Laps	1 Lap	64.50	3:16.422	4
27	84	PW3	4	Neil SANDWITH	Bentley 3/4½	12	40:55.579	2 Laps	4.001	64.39	3:16.986	3
28	40	PW7	8	Richard REAY-SMITH	Lagonda LG45 Fox & Nicholls Team Car	12	41:30.098	2 Laps	34.519	63.50	3:16.904	11
29	38	PW4	2	Christopher SCOTT-MACKIRDY	Aston Le Mans	12	41:56.082	2 Laps	25.984	62.84	3:18.480	10
30	57	PW3	5	BLAKENEY-EDWARDS / GALLIERS-PR/	Bentley 3/4.5	12	42:33.060	2 Laps	36.978	61.93	3:16.855	3
31	70	PW3	6	Graham GOODWIN	Bentley 4½ Le Mans Rep	12	43:10.811	2 Laps	37.751	61.03	3:24.575	12
32	34	PW3	7	W.ELBOURN SNR / G.ELBOURN	Bentley 3/4½	12	43:10.964	2 Laps	0.153	61.03	3:25.382	12
33	23	PW3	8	BELL / WELCH	Bentley 3/4½	12	44:02.076	2 Laps	51.112	59.85	3:29.153	5
34	32	PW7	9	Peter BRADFIELD	Invicta S Type	11	40:48.543	3 Laps	1 Lap	59.20	3:31.903	4
35	33	PW4	3	SALISBURY / MELLORS	Aston Martin Ulster	11	41:50.736	3 Laps	1:02.193	57.73	3:25.315	11
36	6	PW3	9	J.WARD / T.WARD	Bentley 4½	11	42:21.409	3 Laps	30.673	57.03	3:39.818	5
37	18	PW3	10	Guy NORTHAM	Bentley 4½	11	42:49.248	3 Laps	27.839	56.41	3:38.423	10
38	10	PW2	3	Vivian BUSH	Bentley 3 litre	10	41:09.343	4 Laps	1 Lap	53.36	3:56.115	9
39	43	PW4	4	Tarek MAHMOUD	Aston Martin Le Mans	10	41:41.674	4 Laps	32.331	52.67	3:39.643	10
				NOT CLASSIFIED								
DNF	15	PW4		ARCHER / BRIGGS	Aston Martin Ulster LM15	12	38:03.510	2 Laps	0.000	69.25	3:03.966	7
DNF	2	PW3		Martin OVERINGTON	Bentley 4½ Blower	10	33:50.562	4 Laps	2 Laps	64.89	3:14.187	4
NC	31	PW7		Trevor SWETE	Invicta S-Type	10	42:27.133	4 Laps	8:36.571	51.73	3:13.525	8
DNF	42	PW7		David COOKE	Alfa Romeo 8C Monza	8	26:47.287	6 Laps	2 Laps	65.59	3:08.408	2
DNF	48	PW3		STEWART / ELBOURN	Bentley 3/4½	8	27:07.050	6 Laps	19.763	64.79	3:11.398	4
DNF	37	PW4		SEBBA / COLE	Morgan 4-4	7	29:25.174	7 Laps	1 Lap	52.25	3:53.812	3
NC	47	PW4		STOCH / POTOCKI	Aston Martin International	7	40:46.334	7 Laps	11:21.160	37.70	3:47.691	3
DNF	52 *	PW6		Gareth BURNETT	Alta Sports	6	17:45.424	8 Laps	1 Lap	74.21	2:55.955	5
NC	17	PW4		WOOD / MASON-FRANCHITTI	Aston Martin Ulster LM17	5	41:45.440	9 Laps	1 Lap	26.29	3:22.145	5

FASTEST LAP

8	PW7	Rudiger FRIEDRICHS	Alvis Firefly 4.3	14	2:49.243	77.86 mph	125.30 kph
39	PW SP	T.LLEWELLYN / O.LLEWELLYN	Bentley 3/8	1	2:49.470	77.75 mph	125.14 kph
11	PW1	WAKEMAN / BLAKENEY-EDWARDS	Frazer Nash Super Sports	10	2:54.026	75.72 mph	121.86 kph
52	PW6	Gareth BURNETT	Alta Sports	5	2:55.955	74.89 mph	120.52 kph
54	PW5	BARRIE / PRILL	BMW 328	3	2:57.054	74.42 mph	119.78 kph

Silverstone GP
Circuit Length = 3.6604 miles
Start: 18:02 Flag 18:43 End: 18:48

Weather / Track : Cloudy / Dry

These results are provisional until the conclusion of any judicial and technical matters.

Clerk Of Course :	Steward :	Timekeeper :

Silverstone Classic

Bentley Centenary Trophy for Pre-War Sports Cars

RACE 10 - CLASSIFICATION

Sheet No:	Issue Time:

9	PW3	HUDSON / MORLEY	Bentley 3/4½	**9**	3:02.897	72.05 mph	115.95 kph
1	PW2	Martin HALUSA	Bugatti 35C/B	**9**	3:03.296	71.89 mph	115.70 kph
15	PW4	ARCHER / BRIGGS	Aston Martin Ulster LM15	**7**	3:03.966	71.63 mph	115.27 kph

***Cars 39 & 52 no working transponders.**

Silverstone GP
Circuit Length = 3.6604 miles
Start: 18:02 Flag 18:43 End: 18:48

Weather / Track : Cloudy / Dry

These results are provisional until the conclusion of any judicial and technical matters.

Clerk Of Course :	Steward :	Timekeeper :

Silverstone Classic

Bentley Centenary Trophy for Pre-War Sports Cars

RACE 10 - LAP CHART

LAP 1		@ 18:05:37.649
NO	BEHIND	LAP TIME
39		2:49.470
8	2.648	2:52.118
52	7.589	2:57.059
20	9.210	2:58.680
11	9.831	2:59.301
54	11.622	3:01.092
45	12.225	3:01.695
35	12.840	3:02.310
77	14.712	3:04.182
15	19.486	3:08.956
9	22.721	3:12.191
71	22.953	3:12.423
4	23.681	3:13.151
36	24.627	3:14.097
75	24.897	3:14.367
21	25.225	3:14.695
5	25.550	3:15.020
42	29.282	3:18.752
51	31.109	3:20.579
14	32.865	3:22.335
7	34.407	3:23.877
17	34.749	3:24.219
19	38.940	3:28.410
24	39.680	3:29.150
48	40.768	3:30.238
22	48.705	3:38.175
2	49.667	3:39.137
57	49.890	3:39.360
3	50.327	3:39.797
16	51.019	3:40.489
41	51.929	3:41.399
12	53.156	3:42.626
84	53.878	3:43.348
40	1:04.728	3:54.198
38	1:07.912	3:57.382
70	1:09.771	3:59.241
23	1:11.014	4:00.484
34	1:11.951	4:01.421
1	1:24.195	4:13.665
6	1:28.460	4:17.930
32	1:32.396	4:21.866
43	1:42.930	4:32.400
33	1:43.860	4:33.330
18	1:45.736	4:35.206
37	1:55.660	4:45.130
47	1:56.946	4:46.416
10	2:06.024	4:55.494

LAP 2		@ 18:08:29.920
NO	BEHIND	LAP TIME
39		2:52.271
8	3.208	2:52.831
20	14.254	2:57.315
52	14.737	2:59.419
11	14.948	2:57.388
54	16.628	2:57.277
45	19.906	2:59.952
35	22.591	3:02.022
77	24.155	3:01.714
15	33.234	3:06.019
9	40.550	3:10.100
4	40.926	3:09.516
71	41.366	3:10.684
21	42.125	3:09.171
75	42.395	3:09.769
36	43.583	3:11.227
5	43.788	3:10.509
42	45.419	3:08.408
51	50.996	3:12.158
7	52.174	3:10.038
14	55.211	3:14.617
24	1:02.059	3:14.650
48	1:03.962	3:15.465
19	1:07.621	3:20.952
22	1:15.850	3:19.416
2	1:16.383	3:18.987
41	1:18.256	3:18.598
16	1:20.158	3:21.410
3	1:20.524	3:22.468
57	1:21.348	3:23.729
12	1:22.234	3:21.349
84	1:23.021	3:21.414
40	1:40.669	3:28.212
38	1:44.056	3:28.415
1	1:48.451	3:16.527
70	1:49.986	3:32.486
23	1:50.955	3:32.212
34	1:51.682	3:32.002
32	2:16.895	3:36.770
6	2:20.948	3:44.759
43	2:35.328	3:44.669
33	2:41.714	3:50.125
18	2:43.840	3:50.375

LAP 3		@ 18:11:23.309
NO	BEHIND	LAP TIME
39		2:53.389
8	2.630	2:52.811
47	1 Lap	3:53.583
37	1 Lap	3:58.480
31	2 Laps	8:51.718 **P**
20	17.808	2:56.943
52	18.565	2:57.217
54	20.293	2:57.054
11	20.579	2:59.020
10	1 Lap	4:00.355
45	27.481	3:00.964
35	32.242	3:03.040
77	32.747	3:01.981
15	45.821	3:05.976
4	55.530	3:07.993
71	55.915	3:07.938
9	56.404	3:09.243
5	56.985	3:06.586
75	57.410	3:08.404
21	58.112	3:09.376
36	1:00.431	3:10.237
42	1:00.910	3:08.880
51	1:09.863	3:12.256
7	1:12.431	3:13.646
14	1:12.703	3:10.881
24	1:21.658	3:12.988
48	1:23.102	3:12.529
19	1:33.511	3:19.279
22	1:39.471	3:17.010
2	1:40.010	3:17.016
41	1:42.047	3:17.180
16	1:44.179	3:17.410
3	1:44.378	3:17.243
57	1:44.814	3:16.855
12	1:45.486	3:16.641
84	1:46.618	3:16.986
1	2:05.015	3:09.953
40	2:12.013	3:24.733
38	2:15.893	3:25.226
34	2:26.779	3:28.486
70	2:28.043	3:31.446
23	2:29.110	3:31.544

LAP 4		@ 18:14:15.584
NO	BEHIND	LAP TIME
39		2:52.275
8	1.616	2:51.261
32	1 Lap	3:33.896
6	1 Lap	3:43.287
20	22.457	2:56.924
52	22.726	2:56.436
54	26.848	2:58.830
11	31.092	3:02.788
43	1 Lap	3:46.336
45	38.818	3:03.612
18	1 Lap	3:45.053
77	44.863	3:04.391
35	45.468	3:05.501
33	1 Lap	3:50.574
15	59.486	3:05.940
47	1 Lap	3:47.691
71	1:09.907	3:06.267
37	1 Lap	3:53.812
4	1:10.348	3:07.093
21	1:10.996	3:05.159
9	1:11.584	3:07.455
75	1:13.479	3:08.344
42	1:18.168	3:09.533
36	1:18.513	3:10.357
5	1:23.673	3:18.963
10	1 Lap	3:57.416
51	1:30.352	3:12.764
7	1:32.926	3:12.770
14	1:33.112	3:12.684
24	1:40.422	3:11.039
48	1:42.225	3:11.398
19	2:01.538	3:20.302
2	2:01.922	3:14.187
22	2:03.802	3:16.606
3	2:04.621	3:12.518
41	2:06.344	3:16.572
16	2:08.326	3:16.422
57	2:09.910	3:17.371
12	2:10.740	3:17.529
84	2:11.613	3:17.270
1	2:20.383	3:07.643
40	2:43.000	3:23.262
38	2:46.787	3:23.169

LAP 5		@ 18:17:06.408
NO	BEHIND	LAP TIME
39		2:50.824
8	1.371	2:50.579
34	1 Lap	3:27.502
23	1 Lap	3:32.095
70	1 Lap	3:34.006
20	27.401	2:55.768
52	27.857	2:55.955
54	34.492	2:58.468
11	37.771	2:57.503
32	1 Lap	3:31.903
45	49.359	3:01.365 **P**
77	57.095	3:03.056
6	1 Lap	3:40.881
31	3 Laps	6:35.899
35	1:09.458	3:14.814 **P**
15	1:13.515	3:04.853
71	1:25.774	3:06.691
4	1:26.510	3:06.986
21	1:28.866	3:08.694
9	1:29.160	3:08.400
43	1 Lap	3:45.112
75	1:32.145	3:09.490
42	1:36.060	3:08.716
18	1 Lap	3:44.505
5	1:40.221	3:07.372
36	1:40.931	3:13.242
33	1 Lap	3:48.785
51	1:49.849	3:10.321 **P**
14	1:54.654	3:12.366
7	1:54.740	3:12.638
24	2:01.697	3:12.099
48	2:09.687	3:18.286 **P**
37	1 Lap	4:03.690 **P**
47	1 Lap	4:17.429
2	2:27.159	3:16.061
41	2:28.773	3:13.253 **P**
19	2:29.916	3:19.202
3	2:30.225	3:16.428
57	2:33.172	3:14.086 **P**
10	1 Lap	3:59.736
16	2:35.775	3:18.273
12	2:36.490	3:16.574 **P**
22	2:37.828	3:24.850
1	2:38.271	3:08.712
84	2:40.772	3:19.983

Silverstone GP
Circuit Length = 3.6604 miles
Start: 18:02 Flag 18:43 End: 18:48

Weather / Track : Cloudy / Dry

Silverstone Classic

Bentley Centenary Trophy for Pre-War Sports Cars

RACE 10 - LAP CHART

LAP 6 @ 18:19:56.598

NO	BEHIND	LAP TIME
39		2:50.190
8	1.508	2:50.327 P
40	1 Lap	3:21.329
38	1 Lap	3:22.228
20	33.097	2:55.886
52	37.005	2:59.338 P
54	43.728	2:59.426
11	46.348	2:58.767
34	1 Lap	3:29.328
23	1 Lap	3:29.153
70	1 Lap	3:34.358
77	1:09.801	3:02.896
15	1:29.098	3:05.773
32	1 Lap	3:33.816
31	3 Laps	3:18.369 P
45	1:38.542	3:39.373
71	1:40.489	3:04.905
4	1:41.552	3:05.232 P
21	1:43.316	3:04.640 P
9	1:45.105	3:06.135 P
75	1:51.517	3:09.562
5	1:57.984	3:07.953
6	1 Lap	3:39.818
42	1:59.315	3:13.445 P
36	2:00.828	3:10.087
7	2:13.893	3:09.343 P
14	2:16.022	3:11.558
43	1 Lap	3:40.922 P
24	2:23.992	3:12.485 P
35	2:29.118	4:09.850
18	1 Lap	3:46.944
33	1 Lap	3:50.981 P

LAP 7 @ 18:22:42.174

NO	BEHIND	LAP TIME
39		2:45.576 P
51	1 Lap	3:51.952
2	1 Lap	3:16.723 P
3	1 Lap	3:14.077
48	1 Lap	3:34.870
19	1 Lap	3:17.609 P
1	1 Lap	3:11.133 P
16	1 Lap	3:17.224 P
22	1 Lap	3:23.119 P
84	1 Lap	3:21.668 P
20	45.611	2:58.090
10	2 Laps	3:52.884 P
41	1 Lap	4:02.918
40	1 Lap	3:18.560 P
54	56.848	2:58.696
11	57.396	2:56.624 P
8	1:00.787	3:44.855
38	1 Lap	3:21.997
12	1 Lap	4:08.234
57	1 Lap	4:25.686
77	1:31.093	3:06.868
34	1 Lap	3:32.109 P
37	2 Laps	4:50.636
23	1 Lap	3:27.457 P
15	1:47.488	3:03.966
45	1:52.104	2:59.138
70	1 Lap	3:36.033
71	2:00.359	3:05.446 P
32	1 Lap	3:30.616 P
75	2:16.531	3:10.590
5	2:17.810	3:05.402 P
36	2:24.999	3:09.747 P
14	2:38.784	3:08.338 P
9	2:44.207	3:44.678
6	1 Lap	3:32.675 P
4	2:45.983	3:50.007
35	2:49.560	3:06.018
31	3 Laps	4:03.974
21	2:56.360	3:58.620
51	3:17.753	3:11.718
7	3:25.105	3:56.788
3	3:28.280	3:19.744 P
42	3:31.582	4:17.843
18	1 Lap	3:49.053 P
24	3:41.416	4:03.000

LAP 8 @ 18:26:25.257

NO	BEHIND	LAP TIME
20		2:57.472
39	1.533	3:44.616
47	3 Laps	6:56.689 P
8	8.529	2:50.825
54	11.412	2:57.647
48	1 Lap	3:48.265
2	1 Lap	3:56.413
1	1 Lap	3:59.457
41	1 Lap	3:20.200
19	1 Lap	4:10.659
16	1 Lap	4:06.644
22	1 Lap	4:00.150
12	1 Lap	3:20.133
11	46.754	3:32.441
38	1 Lap	3:27.056 P
33	2 Laps	4:32.746
84	1 Lap	4:06.112
77	49.993	3:01.983 P
43	2 Laps	5:07.061
45	1:08.526	2:59.505
15	1:09.685	3:05.280
57	1 Lap	3:34.268
40	1 Lap	4:02.773
10	2 Laps	4:31.085
70	1 Lap	3:30.785 P
75	1:44.416	3:10.968 P
37	2 Laps	3:55.372
9	2:05.361	3:04.237
71	2:09.012	3:51.736
35	2:12.552	3:06.075
4	2:13.205	3:10.305
34	1 Lap	4:20.678
21	2:18.830	3:05.553
23	1 Lap	4:25.973
5	2:27.412	3:52.685
31	3 Laps	3:15.694
36	2:36.621	3:54.705
51	2:45.251	3:10.581
7	2:51.258	3:09.236
14	2:53.030	3:57.329

LAP 9 @ 18:29:18.447

NO	BEHIND	LAP TIME
20		2:53.190 P
39	0.041	2:51.698
32	2 Laps	4:22.129
8	6.411	2:51.072
42	1 Lap	3:21.710 P
54	18.079	2:59.857 P
24	1 Lap	3:13.520
48	1 Lap	3:15.999 P
3	1 Lap	3:47.500
1	1 Lap	3:04.056
2	1 Lap	3:14.237
11	50.415	2:56.851
6	2 Laps	4:46.696
41	1 Lap	3:16.871
19	1 Lap	3:17.033
22	1 Lap	3:16.313
16	1 Lap	3:18.630
12	1 Lap	3:14.975
45	1:13.686	2:58.350
84	1 Lap	3:18.021
15	1:22.187	3:05.692 P
33	2 Laps	3:31.752
18	2 Laps	4:34.755
40	1 Lap	3:21.821
77	1:46.254	3:49.451
43	2 Laps	3:48.711
57	1 Lap	3:34.156
38	1 Lap	4:08.210
9	2:15.068	3:02.897
71	2:21.757	3:05.935
35	2:26.446	3:07.084
4	2:28.571	3:08.556
21	2:31.657	3:06.017
75	2:38.035	3:46.809
5	2:41.689	3:07.467
10	2 Laps	3:58.180
34	1 Lap	3:29.040
70	1 Lap	4:03.178
31	3 Laps	3:16.054

LAP 10 @ 18:32:10.467

NO	BEHIND	LAP TIME
39		2:51.979
36	1 Lap	3:10.590
37	3 Laps	3:58.054
8	4.286	2:49.895
51	1 Lap	3:10.027
7	1 Lap	3:06.875
23	2 Laps	3:36.491
14	1 Lap	3:05.836
17	8 Laps	26:32.991 P
24	1 Lap	3:11.983
32	2 Laps	3:34.565
20	44.207	3:36.227
1	1 Lap	3:03.296
11	52.421	2:54.026
3	1 Lap	3:12.894
2	1 Lap	3:14.556
45	1:19.032	2:57.366
54	1:21.156	3:55.097
41	1 Lap	3:18.283
19	1 Lap	3:15.707
22	1 Lap	3:15.690
16	1 Lap	3:16.716
12	1 Lap	3:16.105
84	1 Lap	3:17.116
6	2 Laps	3:44.195
77	1:59.110	3:04.876
33	2 Laps	3:29.926
40	1 Lap	3:19.866
15	2:24.260	3:54.093
18	2 Laps	3:42.452
9	2:27.434	3:04.386
38	1 Lap	3:22.050
71	2:35.890	3:06.153
57	1 Lap	3:33.613
35	2:40.017	3:05.591
21	2:41.815	3:02.178
4	2:42.590	3:06.039

Weather / Track : Cloudy / Dry

Silverstone GP
Circuit Length = 3.6604 miles
Start: 18:02 Flag 18:43 End: 18:48

Silverstone Classic

Bentley Centenary Trophy for Pre-War Sports Cars

RACE 10 - LAP CHART

LAP 11 @ 18:35:03.231

NO	BEHIND	LAP TIME	
39		2:52.764	
8	1.480	2:49.958	
75	1 Lap	3:11.361	
5	1 Lap	3:10.323	
36	1 Lap	3:12.781	
31	4 Laps	3:16.460	
51	1 Lap	3:08.622	
14	1 Lap	3:06.996	
7	1 Lap	3:09.750	
70	2 Laps	3:30.404	
34	2 Laps	3:32.132	
20	47.939	2:56.496	
23	2 Laps	3:35.974	
11	56.398	2:56.741	
24	1 Lap	3:11.887	
10	3 Laps	3:58.635	
1	1 Lap	3:04.812	
3	1 Lap	3:14.280	
32	2 Laps	3:33.764	
45	1:24.568	2:58.300	
2	1 Lap	3:23.245	**P**
54	1:35.964	3:07.572	
41	1 Lap	3:15.808	
19	1 Lap	3:16.056	
22	1 Lap	3:15.997	
12	1 Lap	3:15.920	
16	1 Lap	3:18.032	
43	3 Laps	5:53.927	
84	1 Lap	3:17.663	
77	2:11.101	3:04.755	
40	1 Lap	3:18.565	
15	2:39.597	3:08.101	
6	2 Laps	3:45.606	
9	2:41.208	3:06.538	
33	2 Laps	3:29.348	
17	8 Laps	5:02.200	
71	2:49.950	3:06.824	

LAP 12 @ 18:37:53.784

NO	BEHIND	LAP TIME
39		2:50.553
21	1 Lap	3:03.664
8	2.357	2:51.430
35	1 Lap	3:06.321
47	6 Laps	11:31.725
38	2 Laps	3:18.480
4	1 Lap	3:09.730
18	3 Laps	3:41.586
5	1 Lap	3:09.030
75	1 Lap	3:12.083
57	2 Laps	3:33.501
36	1 Lap	3:08.027
51	1 Lap	3:07.116
31	4 Laps	3:13.525
14	1 Lap	3:09.363
7	1 Lap	3:07.808
20	54.564	2:57.178
11	1:00.160	2:54.315
70	2 Laps	3:26.894
34	2 Laps	3:26.694
1	1 Lap	3:06.011
45	1:33.348	2:59.333
24	1 Lap	3:33.137
3	1 Lap	3:13.031
23	2 Laps	3:39.199
54	1:50.675	3:05.264
10	3 Laps	3:56.115
32	2 Laps	3:32.697
41	1 Lap	3:16.812
19	1 Lap	3:13.918
22	1 Lap	3:15.837
12	1 Lap	3:14.992
77	2:23.457	3:02.909
16	1 Lap	3:20.234
84	1 Lap	3:18.277

LAP 13 @ 18:40:44.007

NO	BEHIND	LAP TIME
39		2:50.223
8	1.734	2:49.600
9	1 Lap	3:04.347
43	4 Laps	3:42.893
15	1 Lap	3:08.861
40	2 Laps	3:16.904
71	1 Lap	3:07.718
21	1 Lap	3:05.108
35	1 Lap	3:04.757
4	1 Lap	3:06.855
17	9 Laps	3:23.885
33	3 Laps	3:27.854
38	2 Laps	3:21.481
5	1 Lap	3:09.508
6	3 Laps	3:45.150
75	1 Lap	3:11.707
51	1 Lap	3:07.518
36	1 Lap	3:11.134
20	1:03.145	2:58.804
11	1:04.388	2:54.451
14	1 Lap	3:09.274
7	1 Lap	3:09.745
57	2 Laps	3:29.926
18	3 Laps	3:38.423
31	4 Laps	3:18.205
1	1 Lap	3:05.647
45	1:42.623	2:59.498
34	2 Laps	3:26.190
70	2 Laps	3:27.405
24	1 Lap	3:14.738
54	2:05.627	3:05.175
3	1 Lap	3:12.919
23	2 Laps	3:36.462
77	2:38.777	3:05.543
19	1 Lap	3:16.975
41	1 Lap	3:20.228
22	1 Lap	3:16.751
12	1 Lap	3:20.319

LAP 14 @ 18:43:33.744

NO	BEHIND	LAP TIME	
39		2:49.737	
47	7 Laps	5:32.801	
8	1.240	2:49.243	
32	3 Laps	3:36.521	
16	2 Laps	3:20.094	
84	2 Laps	3:17.721	
9	1 Lap	3:05.050	
10	4 Laps	3:59.443	
21	1 Lap	3:04.396	
71	1 Lap	3:05.851	
35	1 Lap	3:05.910	
4	1 Lap	3:08.262	
40	2 Laps	3:19.875	
43	4 Laps	3:39.643	
17	9 Laps	3:22.145	
5	1 Lap	3:07.477	
33	3 Laps	3:25.315	
75	1 Lap	3:10.236	
38	2 Laps	3:20.388	
11	1:10.663	2:56.012	
20	1:10.903	2:57.495	
51	1 Lap	3:08.319	
36	1 Lap	3:09.081	
7	1 Lap	3:06.546	
14	1 Lap	3:08.238	
6	3 Laps	3:40.412	
31	4 Laps	3:17.235	
57	2 Laps	3:30.509	
1	1 Lap	3:03.339	
45	1:49.713	2:56.827	
18	3 Laps	3:40.896	
54	2:19.605	3:03.715	
70	2 Laps	3:24.575	
34	2 Laps	3:25.382	
24	1 Lap	3:13.549	
3	1 Lap	3:12.035	
77	2:52.954	3:03.914	
19	1 Lap	3:14.075	
22	1 Lap	3:12.645	
41	1 Lap	3:17.396	
23	2 Laps	3:35.032	
12	1 Lap	4:06.480	**P**

Weather / Track : Cloudy / Dry

Silverstone GP
Circuit Length = 3.6604 miles
Start: 18:02 Flag 18:43 End: 18:48

Silverstone Classic

Bentley Centenary Trophy for Pre-War Sports Cars

RACE 10 - SECTOR ANALYSIS

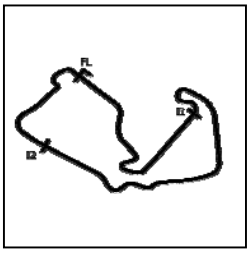

SECTOR 1 = FL to I1, SECTOR 2 = I1 to I2, SECTOR 3 = I2 to FL, DIFF = Difference To Personal Best Lap, P = Crossed Finish Line in Pit Lane, D = Time Disallowed

P1 39 PW SP T.LLEWELLYN / O.LLEWELLYN — Bentley 3/8

IDEAL LAP TIME : BEST LAP TIME : 2:49.470 DIFFERENCE :

LAP	SECTOR 1	SECTOR 2	SECTOR 3	LAP TIME	MPH	DIFF	TIME OF DAY
1 -				***2:49.470 (1)***	***77.75***		***18:05:37.649***
2 -				2:52.271	76.49	2.800	18:08:29.920
3 -				2:53.389	76.00	3.918	18:11:23.309
4 -				2:52.275	76.49	2.804	18:14:15.584
5 -				2:50.824	77.14	1.353	18:17:06.408
6 -				2:50.190 (3)	77.42	0.719	18:19:56.598
7 -			***IN PIT***	2:45.576 P	79.58		18:22:42.174
8 -				3:44.616	58.66	55.145	18:26:26.790
9 -				2:51.698	76.74	2.227	18:29:18.488
10 -				2:51.979	76.62	2.508	18:32:10.467
11 -				2:52.764	76.27	3.293	18:35:03.231
12 -				2:50.553	77.26	1.082	18:37:53.784
13 -				2:50.223	77.41	0.752	18:40:44.007
14 -				2:49.737 (2)	77.63	0.266	18:43:33.744

P2 8 PW7 Rudiger FRIEDRICHS — Alvis Firefly 4.3

IDEAL LAP TIME : 2:48.138 BEST LAP TIME : 2:49.243 DIFFERENCE : 1.105

LAP	SECTOR 1		SECTOR 2		SECTOR 3		LAP TIME	MPH	DIFF	TIME OF DAY
1 -				110.0	36.664	80.4	2:52.118	76.56	2.875	18:05:40.297
2 -	51.908	93.2	1:23.779	111.1	37.144	79.5	2:52.831	76.24	3.588	18:08:33.128
3 -	51.387	100.4	1:24.004	110.3	37.420	76.0	2:52.811	76.25	3.568	18:11:25.939
4 -	52.188	101.0	1:23.062	113.9	36.011	80.7	2:51.261	76.94	2.018	18:14:17.200
5 -	51.059	98.3	1:23.456	112.5	36.064	80.5	2:50.579	77.25	1.336	18:17:07.779
6 -	52.167	102.1	1:23.837	110.3	IN PIT		2:50.327 P	77.36	1.084	18:19:58.106
7 -	OUTLAP	100.6	1:23.057	112.2	35.762	80.3	3:44.855	58.60	55.612	18:23:42.961
8 -	51.729	101.2	1:22.890	112.9	36.206	***82.1***	2:50.825	77.14	1.582	18:26:33.786
9 -	51.926	105.1	1:23.089	112.7	36.057	81.9	2:51.072	77.03	1.829	18:29:24.858
10 -	51.315	***110.0***	1:22.429	114.3	36.151	79.5	2:49.895 (3)	77.56	0.652	18:32:14.753
11 -	52.365	102.4	***1:21.877***	***116.7***	35.716	81.4	2:49.958	77.53	0.715	18:35:04.711
12 -	51.004	108.2	1:24.217	114.7	36.209	76.7	2:51.430	76.86	2.187	18:37:56.141
13 -	51.645	***110.0***	1:22.324	114.5	35.631	81.2	2:49.600 (2)	77.69	0.357	18:40:45.741
14 -	***50.667***	107.7	1:22.982	114.7	***35.594***	81.2	***2:49.243 (1)***	***77.86***		***18:43:34.984***

P3 11 PW1 WAKEMAN / BLAKENEY-EDWARDS — Frazer Nash Super Sports

IDEAL LAP TIME : 2:53.186 BEST LAP TIME : 2:54.026 DIFFERENCE : 0.840

LAP	SECTOR 1		SECTOR 2		SECTOR 3		LAP TIME	MPH	DIFF	TIME OF DAY
1 -				98.6	37.152	77.0	2:59.301	73.49	5.275	18:05:47.480
2 -	53.682	97.9	1:25.438	101.5	38.268	77.4	2:57.388	74.28	3.362	18:08:44.868
3 -	54.366	***99.2***	1:26.457	99.4	38.197	68.4	2:59.020	73.61	4.994	18:11:43.888
4 -	56.699	93.3	1:28.783	97.2	37.306	75.6	3:02.788	72.09	8.762	18:14:46.676
5 -	54.509	93.2	1:26.210	98.2	36.784	75.7	2:57.503	74.23	3.477	18:17:44.179
6 -	54.428	93.4	1:27.883	98.5	36.456	76.7	2:58.767	73.71	4.741	18:20:42.946
7 -	54.265	94.3	1:26.590	99.5	IN PIT		2:56.624 P	74.60	2.598	18:23:39.570
8 -	OUTLAP	93.8	1:25.950	100.1	36.401	77.4	3:32.441	62.03	38.415	18:27:12.011
9 -	53.673	93.4	1:25.575	98.9	37.603	76.6	2:56.851	74.51	2.825	18:30:08.862
10 -	52.947	97.1	1:25.227	98.8	***35.852***	***77.8***	***2:54.026 (1)***	***75.72***		***18:33:02.888***
11 -	54.502	94.6	1:25.425	98.5	36.814	74.3	2:56.741	74.55	2.715	18:35:59.629
12 -	53.446	93.7	1:24.970	98.2	35.899	76.9	2:54.315 (2)	75.59	0.289	18:38:53.944
13 -	53.232	94.3	***1:24.388***	101.8	36.831	76.6	2:54.451 (3)	75.53	0.425	18:41:48.395
14 -	***52.946***	94.3	1:25.631	***106.6***	37.435	69.1	2:56.012	74.86	1.986	18:44:44.407

Weather / Track : Cloudy / Dry

Silverstone GP
Circuit Length = 3.6604 miles
Start: 18:02 Flag 18:43 End: 18:48

Silverstone Classic

Bentley Centenary Trophy for Pre-War Sports Cars

RACE 10 - SECTOR ANALYSIS

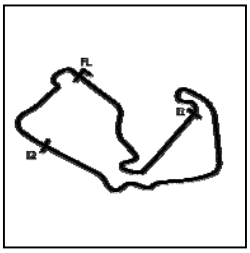

SECTOR 1 = FL to I1, SECTOR 2 = I1 to I2, SECTOR 3 = I2 to FL, DIFF = Difference To Personal Best Lap, P = Crossed Finish Line in Pit Lane, D = Time Disallowed

P4 20 PW7 Michael BIRCH — Talbot AV105 Brooklands JJ93

IDEAL LAP TIME : 2:54.800 BEST LAP TIME : 2:55.768 DIFFERENCE : 0.968

LAP	SECTOR 1		SECTOR 2		SECTOR 3		LAP TIME		MPH	DIFF	TIME OF DAY
1 -				104.3	37.063	75.9	2:58.680		73.75	2.912	18:05:46.859
2 -	53.367	99.7	1:25.732	104.8	38.216	76.3	2:57.315		74.31	1.547	18:08:44.174
3 -	54.028	99.8	***1:24.659***	104.6	38.256	76.2	2:56.943		74.47	1.175	18:11:41.117
4 -	54.209	99.1	1:25.851	104.3	36.864	75.8	2:56.924		74.48	1.156	18:14:38.041
5 -	53.546	99.8	1:25.239	104.3	36.983	76.1	***2:55.768***	**(1)**	***74.97***		***18:17:33.809***
6 -	***53.287***	***100.6***	1:25.745	104.8	***36.854***	76.6	2:55.886	**(2)**	74.92	0.118	18:20:29.695
7 -	55.192	96.0	1:25.761	103.8	37.137	77.1	2:58.090		73.99	2.322	18:23:27.785
8 -	53.883	98.9	1:26.282	104.8	37.307	75.4	2:57.472		74.25	1.704	18:26:25.257
9 -	54.535	99.7	1:25.512	105.1	IN PIT		2:53.190	**P**	76.08		18:29:18.447
10 -	OUTLAP	97.9	1:25.878	103.5	37.509	***78.4***	3:36.227		60.94	40.459	18:32:54.674
11 -	53.869	97.8	1:25.620	104.0	37.007	77.4	2:56.496	**(3)**	74.66	0.728	18:35:51.170
12 -	53.730	98.9	1:25.915	103.0	37.533	76.1	2:57.178		74.37	1.410	18:38:48.348
13 -	54.204	91.3	1:27.360	104.6	37.240	75.3	2:58.804		73.69	3.036	18:41:47.152
14 -	54.572	98.1	1:25.070	***105.3***	37.853	70.0	2:57.495		74.24	1.727	18:44:44.647

P5 45 PW7 KEELING / LOCKIE — Delahaye 135

IDEAL LAP TIME : 2:56.616 BEST LAP TIME : 2:56.827 DIFFERENCE : 0.211

LAP	SECTOR 1		SECTOR 2		SECTOR 3		LAP TIME		MPH	DIFF	TIME OF DAY
1 -			1:26.433	***107.8***	39.134	70.5	3:01.695		72.52	4.868	18:05:49.874
2 -	54.980	100.1	1:26.560	106.8	38.412	74.8	2:59.952		73.22	3.125	18:08:49.826
3 -	55.119	98.2	1:26.896	98.9	38.949	75.5	3:00.964		72.81	4.137	18:11:50.790
4 -	55.790	99.1	1:29.770	105.3	38.052	74.1	3:03.612		71.76	6.785	18:14:54.402
5 -	56.256	99.1	1:28.768	105.6	IN PIT		3:01.365	**P**	72.65	4.538	18:17:55.767
6 -	OUTLAP	101.6	1:26.656	106.6	37.034	76.0	3:39.373		60.07	42.546	18:21:35.140
7 -	54.980	98.1	1:26.718	105.5	37.440	71.5	2:59.138		73.56	2.311	18:24:34.278
8 -	54.956	100.7	1:27.201	107.0	37.348	77.5	2:59.505		73.41	2.678	18:27:33.783
9 -	54.652	100.6	1:26.880	106.0	36.818	73.9	2:58.350		73.88	1.523	18:30:32.133
10 -	***53.811***	***101.9***	1:26.874	105.3	***36.681***	***77.7***	2:57.366	**(2)**	74.29	0.539	18:33:29.499
11 -	54.056	101.2	1:26.655	105.3	37.589	74.8	2:58.300	**(3)**	73.90	1.473	18:36:27.799
12 -	54.842	99.7	1:27.352	104.8	37.139	76.6	2:59.333		73.48	2.506	18:39:27.132
13 -	54.094	100.3	1:28.439	105.3	36.965	75.6	2:59.498		73.41	2.671	18:42:26.630
14 -	53.934	100.7	***1:26.124***	107.0	36.769	76.6	***2:56.827***	**(1)**	***74.52***		***18:45:23.457***

P6 54 PW5 BARRIE / PRILL — BMW 328

IDEAL LAP TIME : 2:56.012 BEST LAP TIME : 2:57.054 DIFFERENCE : 1.042

LAP	SECTOR 1		SECTOR 2		SECTOR 3		LAP TIME		MPH	DIFF	TIME OF DAY
1 -			1:26.752	107.8	37.871	74.3	3:01.092		72.76	4.038	18:05:49.271
2 -	53.841	102.2	1:25.830	105.3	37.606	75.3	2:57.277	**(2)**	74.33	0.223	18:08:46.548
3 -	53.609	***103.2***	***1:25.477***	107.0	37.968	70.1	***2:57.054***	**(1)**	***74.42***		***18:11:43.602***
4 -	54.697	96.9	1:26.967	106.0	37.166	74.3	2:58.830		73.68	1.776	18:14:42.432
5 -	54.337	96.2	1:26.827	106.1	37.304	74.5	2:58.468		73.83	1.414	18:17:40.900
6 -	54.169	98.8	1:27.525	107.0	37.732	74.1	2:59.426		73.44	2.372	18:20:40.326
7 -	54.335	95.0	1:27.319	106.5	37.042	***76.2***	2:58.696		73.74	1.642	18:23:39.022
8 -	***53.494***	101.2	1:27.112	***108.4***	***37.041***	74.8	2:57.647	**(3)**	74.17	0.593	18:26:36.669
9 -	55.415	96.2	1:27.472	106.0	IN PIT		2:59.857	**P**	73.26	2.803	18:29:36.526
10 -	OUTLAP	90.1	1:32.843	100.7	38.865	74.5	3:55.097		56.05	58.043	18:33:31.623
11 -	56.922	89.5	1:31.664	106.0	38.986	74.2	3:07.572		70.25	10.518	18:36:39.195
12 -	56.143	92.4	1:30.362	106.1	38.759	73.7	3:05.264		71.12	8.210	18:39:44.459
13 -	56.575	94.6	1:29.871	106.3	38.729	73.9	3:05.175		71.16	8.121	18:42:49.634
14 -	55.525	96.6	1:30.208	105.8	37.982	72.5	3:03.715		71.72	6.661	18:45:53.349

Weather / Track : Cloudy / Dry

Silverstone GP
Circuit Length = 3.6604 miles
Start: 18:02 Flag 18:43 End: 18:48

Silverstone Classic

Bentley Centenary Trophy for Pre-War Sports Cars

RACE 10 - SECTOR ANALYSIS

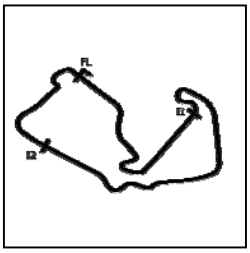

SECTOR 1 = FL to I1, SECTOR 2 = I1 to I2, SECTOR 3 = I2 to FL, DIFF = Difference To Personal Best Lap, P = Crossed Finish Line in Pit Lane, D = Time Disallowed

P7 77 PW6 Niklas HALUSA Alfa Romeo 8C 2300 Zagato Spyder

IDEAL LAP TIME : 3:00.630 BEST LAP TIME : 3:01.714 DIFFERENCE : 1.084

LAP	SECTOR 1		SECTOR 2		SECTOR 3		LAP TIME		MPH	DIFF	TIME OF DAY
1 -		92.9	1:28.423	101.5	38.303	74.3	3:04.182		71.54	2.468	18:05:52.361
2 -	55.178	95.3	***1:27.752***	101.5	38.784	74.5	***3:01.714***	**(1)**	***72.51***		***18:08:54.075***
3 -	***55.075***	95.3	1:28.196	93.5	38.710	74.8	3:01.981	**(2)**	72.41	0.267	18:11:56.056
4 -	55.869	96.0	1:30.431	101.5	38.091	69.3	3:04.391		71.46	2.677	18:15:00.447
5 -	56.308	96.1	1:28.650	101.3	38.098	73.6	3:03.056		71.98	1.342	18:18:03.503
6 -	55.406	95.4	1:29.229	100.3	38.261	73.9	3:02.896	**(3)**	72.05	1.182	18:21:06.399
7 -	56.698	92.8	1:29.348	98.3	40.822	73.9	3:06.868		70.51	5.154	18:24:13.267
8 -	56.949	93.8	1:27.877	99.8	IN PIT		3:01.983	**P**	72.41	0.269	18:27:15.250
9 -	OUTLAP	92.0	1:30.608	100.0	***37.803***	73.8	3:49.451		57.43	47.737	18:31:04.701
10 -	57.560	91.6	1:29.135	98.6	38.181	74.7	3:04.876		71.27	3.162	18:34:09.577
11 -	55.592	93.0	1:30.470	97.9	38.693	74.2	3:04.755		71.32	3.041	18:37:14.332
12 -	56.052	***96.2***	1:28.374	99.1	38.483	***75.4***	3:02.909		72.04	1.195	18:40:17.241
13 -	55.512	91.3	1:29.138	***101.8***	40.893	72.9	3:05.543		71.02	3.829	18:43:22.784
14 -	56.491	90.9	1:28.560	97.9	38.863	72.5	3:03.914		71.65	2.200	18:46:26.698

P8 9 PW3 HUDSON / MORLEY Bentley 3/4½

IDEAL LAP TIME : 3:01.647 BEST LAP TIME : 3:02.897 DIFFERENCE : 1.250

LAP	SECTOR 1		SECTOR 2		SECTOR 3		LAP TIME		MPH	DIFF	TIME OF DAY
1 -		88.7	1:31.298	101.0	41.051	69.9	3:12.191		68.56	9.294	18:06:00.370
2 -	57.935	95.4	1:31.342	101.3	40.823	70.1	3:10.100		69.32	7.203	18:09:10.470
3 -	59.335	88.8	1:30.822	101.6	39.086	72.6	3:09.243		69.63	6.346	18:12:19.713
4 -	57.369	96.5	1:30.845	***104.8***	39.241	***73.9***	3:07.455		70.29	4.558	18:15:27.168
5 -	58.163	95.7	1:30.063	102.2	40.174	67.3	3:08.400		69.94	5.503	18:18:35.568
6 -	57.983	***97.6***	1:29.840	103.0	IN PIT		3:06.135	**P**	70.79	3.238	18:21:41.703
7 -	OUTLAP	94.7	1:30.062	99.1	38.242	68.4	3:44.678		58.65	41.781	18:25:26.381
8 -	56.852	92.5	1:29.662	100.0	***37.723***	69.8	3:04.237	**(2)**	71.52	1.340	18:28:30.618
9 -	56.838	93.7	***1:28.232***	98.6	37.827	69.9	***3:02.897***	**(1)**	***72.05***		***18:31:33.515***
10 -	56.456	95.0	1:30.194	99.7	37.736	71.0	3:04.386		71.46	1.489	18:34:37.901
11 -	***55.692***	95.7	1:29.235	100.7	41.611	56.7	3:06.538		70.64	3.641	18:37:44.439
12 -	57.957	93.3	1:28.473	98.9	37.917	70.8	3:04.347	**(3)**	71.48	1.450	18:40:48.786
13 -	56.641	93.3	1:29.523	94.7	38.886	69.0	3:05.050		71.21	2.153	18:43:53.836

P9 21 PW5 Alan MIDDLETON Aston Martin Speed 'Red Dragon

IDEAL LAP TIME : 3:01.894 BEST LAP TIME : 3:02.178 DIFFERENCE : 0.284

LAP	SECTOR 1		SECTOR 2		SECTOR 3		LAP TIME		MPH	DIFF	TIME OF DAY
1 -		82.6	1:32.873	100.4	39.753	65.4	3:14.695		67.68	12.517	18:06:02.874
2 -	58.850	92.8	1:30.433	100.0	39.888	69.3	3:09.171		69.66	6.993	18:09:12.045
3 -	59.599	89.5	1:31.266	92.8	38.511	69.3	3:09.376		69.58	7.198	18:12:21.421
4 -	56.707	***93.3***	1:29.146	99.4	39.306	***72.4***	3:05.159		71.17	2.981	18:15:26.580
5 -	57.637	89.7	1:31.143	93.7	39.914	66.9	3:08.694		69.83	6.516	18:18:35.274
6 -	57.761	92.9	1:28.445	98.9	IN PIT		3:04.640	**P**	71.37	2.462	18:21:39.914
7 -	OUTLAP	90.0	1:31.387	98.9	40.369	68.5	3:58.620		55.22	56.442	18:25:38.534
8 -	57.015	90.9	1:29.647	96.5	38.891	72.3	3:05.553		71.01	3.375	18:28:44.087
9 -	58.180	90.4	1:30.086	96.8	***37.751***	72.2	3:06.017		70.84	3.839	18:31:50.104
10 -	***55.906***	***93.3***	***1:28.237***	98.1	38.035	70.7	***3:02.178***	**(1)**	***72.33***		***18:34:52.282***
11 -	56.310	93.2	1:28.773	98.9	38.581	71.3	3:03.664	**(2)**	71.74	1.486	18:37:55.946
12 -	57.213	89.8	1:29.261	***100.6***	38.634	71.0	3:05.108		71.18	2.930	18:41:01.054
13 -	56.931	92.1	1:28.789	97.8	38.676	71.3	3:04.396	**(3)**	71.46	2.218	18:44:05.450

Weather / Track : Cloudy / Dry

Silverstone GP
Circuit Length = 3.6604 miles
Start: 18:02 Flag 18:43 End: 18:48

Silverstone Classic

Bentley Centenary Trophy for Pre-War Sports Cars

RACE 10 - SECTOR ANALYSIS

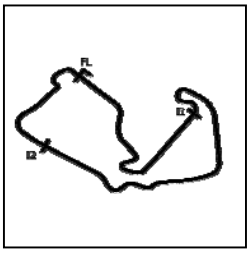

SECTOR 1 = FL to I1, SECTOR 2 = I1 to I2, SECTOR 3 = I2 to FL, DIFF = Difference To Personal Best Lap, P = Crossed Finish Line in Pit Lane, D = Time Disallowed

P10 71 PW7 Till BECHTOLSHEIMER — Talbot Lago T150C

IDEAL LAP TIME : 3:04.346 BEST LAP TIME : 3:04.905 DIFFERENCE : 0.559

LAP	SECTOR 1		SECTOR 2		SECTOR 3		LAP TIME		MPH	DIFF	TIME OF DAY
1 -		91.3	1:32.335	100.4	39.656	70.4	3:12.423		68.48	7.518	18:06:00.602
2 -	57.923	93.4	1:32.145	95.7	40.616	71.3	3:10.684		69.10	5.779	18:09:11.286
3 -	57.763	88.0	1:30.881	100.0	39.294	72.9	3:07.938		70.11	3.033	18:12:19.224
4 -	57.202	93.0	1:30.407	100.7	38.658	70.9	3:06.267		70.74	1.362	18:15:25.491
5 -	57.058	***94.1***	1:31.078	100.6	38.555	***74.1***	3:06.691		70.58	1.786	18:18:32.182
6 -	56.597	93.7	1:29.554	100.4	38.754	72.4	***3:04.905***	**(1)**	***71.26***		***18:21:37.087***
7 -	56.863	87.0	1:30.843	100.6	IN PIT		3:05.446	**P**	71.05	0.541	18:24:42.533
8 -	OUTLAP	88.1	1:30.008	100.6	38.601	71.8	3:51.736		56.86	46.831	18:28:34.269
9 -	***56.498***	89.1	1:30.280	99.5	39.157	72.0	3:05.935	**(3)**	70.87	1.030	18:31:40.204
10 -	56.678	93.5	1:29.943	101.0	39.532	68.9	3:06.153		70.79	1.248	18:34:46.357
11 -	57.444	93.4	1:29.918	100.7	39.462	71.6	3:06.824		70.53	1.919	18:37:53.181
12 -	58.619	89.5	1:29.930	100.9	39.169	67.6	3:07.718		70.19	2.813	18:41:00.899
13 -	58.003	89.5	***1:29.468***	***101.5***	***38.380***	71.3	3:05.851	**(2)**	70.90	0.946	18:44:06.750

P11 35 PW1 CAMERON / DARBYSHIRE — Morgan Super Aero

IDEAL LAP TIME : 2:58.833 BEST LAP TIME : 3:02.022 DIFFERENCE : 3.189

LAP	SECTOR 1		SECTOR 2		SECTOR 3		LAP TIME		MPH	DIFF	TIME OF DAY
1 -		97.8	***1:26.932***	***103.2***	38.086	73.1	3:02.310	**(2)**	72.28	0.288	18:05:50.489
2 -	***54.872***	***98.5***	1:27.587	101.0	39.563	73.0	***3:02.022***	**(1)**	***72.39***		***18:08:52.511***
3 -	55.663	95.7	1:28.848	99.1	38.529	72.0	3:03.040	**(3)**	71.99	1.018	18:11:55.551
4 -	56.218	94.1	1:31.445	101.2	37.838	71.0	3:05.501		71.03	3.479	18:15:01.052
5 -	57.459	95.5	1:29.806	96.2	IN PIT		3:14.814	**P**	67.64	12.792	18:18:15.866
6 -	OUTLAP	89.9	1:32.275	96.4	38.825	68.8	4:09.850		52.74	1:07.828	18:22:25.716
7 -	57.777	93.9	1:30.291	98.8	37.950	71.8	3:06.018		70.84	3.996	18:25:31.734
8 -	57.056	93.8	1:30.527	98.1	38.492	68.2	3:06.075		70.81	4.053	18:28:37.809
9 -	58.269	93.3	1:31.043	96.2	37.772	70.1	3:07.084		70.43	5.062	18:31:44.893
10 -	58.011	91.6	1:29.196	96.1	38.384	71.2	3:05.591		71.00	3.569	18:34:50.484
11 -	57.940	93.7	1:31.149	99.5	37.232	73.9	3:06.321		70.72	4.299	18:37:56.805
12 -	56.338	93.4	1:30.688	99.2	37.731	71.6	3:04.757		71.32	2.735	18:41:01.562
13 -	59.474	93.7	1:29.407	98.2	***37.029***	***75.0***	3:05.910		70.88	3.888	18:44:07.472

P12 4 PW3 C.MORLEY / J.MORLEY — Bentley 3/4½

IDEAL LAP TIME : 3:05.298 BEST LAP TIME : 3:06.039 DIFFERENCE : 0.741

LAP	SECTOR 1		SECTOR 2		SECTOR 3		LAP TIME		MPH	DIFF	TIME OF DAY
1 -		87.4	1:33.042	***103.0***	39.492	71.0	3:13.151		68.22	7.112	18:06:01.330
2 -	57.678	94.6	1:31.334	99.4	40.504	69.0	3:09.516		69.53	3.477	18:09:10.846
3 -	57.772	92.3	1:31.170	99.1	39.051	72.5	3:07.993		70.09	1.954	18:12:18.839
4 -	57.537	92.3	1:30.597	99.2	38.959	73.4	3:07.093		70.43	1.054	18:15:25.932
5 -	57.920	93.7	1:30.405	100.0	***38.661***	73.8	3:06.986	**(3)**	70.47	0.947	18:18:32.918
6 -	56.931	94.5	1:30.143	100.3	IN PIT		3:05.232	**P**	71.14		18:21:38.150
7 -	OUTLAP	91.9	1:31.275	91.9	39.672	73.0	3:50.007		57.29	43.968	18:25:28.157
8 -	***56.836***	92.8	1:31.114	91.5	42.355	66.3	3:10.305		69.24	4.266	18:28:38.462
9 -	58.805	93.3	1:31.020	96.1	38.731	69.7	3:08.556		69.88	2.517	18:31:47.018
10 -	57.505	93.9	***1:29.801***	98.1	38.733	***74.3***	***3:06.039***	**(1)**	***70.83***		***18:34:53.057***
11 -	57.613	***95.0***	1:32.678	97.3	39.439	64.9	3:09.730		69.45	3.691	18:38:02.787
12 -	57.752	93.8	1:30.264	96.4	38.839	73.3	3:06.855	**(2)**	70.52	0.816	18:41:09.642
13 -	57.429	93.5	1:31.046	100.1	39.787	65.8	3:08.262		69.99	2.223	18:44:17.904

Weather / Track : Cloudy / Dry

Silverstone GP
Circuit Length = 3.6604 miles
Start: 18:02 Flag 18:43 End: 18:48

Silverstone Classic

Bentley Centenary Trophy for Pre-War Sports Cars

RACE 10 - SECTOR ANALYSIS

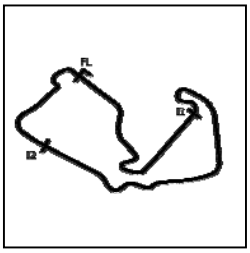

SECTOR 1 = FL to I1, SECTOR 2 = I1 to I2, SECTOR 3 = I2 to FL, DIFF = Difference To Personal Best Lap, P = Crossed Finish Line in Pit Lane, D = Time Disallowed

P13 5 PW4 R.BRADLEY / E.BRADLEY — Aston Martin Ulster

IDEAL LAP TIME : 3:05.758 BEST LAP TIME : 3:06.586 DIFFERENCE : 0.828

LAP	SECTOR 1		SECTOR 2		SECTOR 3		LAP TIME		MPH	DIFF	TIME OF DAY
1 -		83.4	1:32.013	93.0	39.382	65.6	3:15.020		67.57	8.434	18:06:03.199
2 -	59.809	85.2	1:31.749	91.6	38.951	67.0	3:10.509		69.17	3.923	18:09:13.708
3 -	58.024	***86.9***	1:30.673	***93.2***	37.889	68.1	***3:06.586***	**(1)**	***70.62***		***18:12:20.294***
4 -	58.303	85.5	1:42.505	87.2	38.155	65.9	3:18.963		66.23	12.377	18:15:39.257
5 -	58.230	83.7	***1:30.029***	88.6	39.113	67.6	3:07.372	**(2)**	70.32	0.786	18:18:46.629
6 -	58.304	83.3	1:31.217	87.7	38.432	61.8	3:07.953		70.11	1.367	18:21:54.582
7 -	58.759	82.8	1:30.670	87.2	IN PIT		3:05.402	**P**	71.07		18:24:59.984
8 -	OUTLAP	78.2	1:30.850	89.3	38.991	66.9	3:52.685		56.63	46.099	18:28:52.669
9 -	58.480	83.2	1:30.475	87.2	38.512	***68.4***	3:07.467	**(3)**	70.29	0.881	18:32:00.136
10 -	58.198	83.7	1:30.637	90.4	41.488	61.7	3:10.323		69.23	3.737	18:35:10.459
11 -	58.607	83.4	1:30.958	87.6	39.465	65.9	3:09.030		69.71	2.444	18:38:19.489
12 -	59.948	80.0	1:31.847	88.0	***37.713***	68.2	3:09.508		69.53	2.922	18:41:28.997
13 -	***58.016***	83.5	1:30.879	88.8	38.582	68.1	3:07.477		70.29	0.891	18:44:36.474

P14 75 PW SP Matt WALTON — Bentley 3/8

IDEAL LAP TIME : 3:07.647 BEST LAP TIME : 3:08.344 DIFFERENCE : 0.697

LAP	SECTOR 1		SECTOR 2		SECTOR 3		LAP TIME		MPH	DIFF	TIME OF DAY
1 -		80.4	1:33.091	***102.9***	40.244	64.3	3:14.367		67.79	6.023	18:06:02.546
2 -	58.367	90.9	1:31.284	96.9	40.118	***71.9***	3:09.769		69.44	1.425	18:09:12.315
3 -	58.449	90.5	***1:31.050***	102.2	38.905	70.4	3:08.404	**(2)**	69.94	0.060	18:12:20.719
4 -	***57.784***	85.4	1:31.747	99.5	***38.813***	68.5	***3:08.344***	**(1)**	***69.96***		***18:15:29.063***
5 -	58.351	***92.9***	1:31.319	97.5	39.820	71.0	3:09.490	**(3)**	69.54	1.146	18:18:38.553
6 -	58.293	90.9	1:31.549	95.4	39.720	67.2	3:09.562		69.51	1.218	18:21:48.115
7 -	59.066	89.1	1:32.284	95.3	39.240	67.8	3:10.590		69.14	2.246	18:24:58.705
8 -	58.863	88.7	1:32.775	95.3	IN PIT		3:10.968	**P**	69.00	2.624	18:28:09.673
9 -	OUTLAP	91.3	1:32.740	95.1	39.883	67.7	3:46.809		58.10	38.465	18:31:56.482
10 -	58.972	88.6	1:32.846	93.4	39.543	68.6	3:11.361		68.86	3.017	18:35:07.843
11 -	58.399	88.1	1:33.263	93.5	40.421	65.4	3:12.083		68.60	3.739	18:38:19.926
12 -	59.370	89.4	1:33.375	94.9	38.962	68.4	3:11.707		68.73	3.363	18:41:31.633
13 -	58.927	88.8	1:32.351	96.0	38.958	68.3	3:10.236		69.27	1.892	18:44:41.869

P15 51 PW7 C. BALL / N. BALL — Invicta S-Type Low Chassis

IDEAL LAP TIME : 3:06.597 BEST LAP TIME : 3:07.116 DIFFERENCE : 0.519

LAP	SECTOR 1		SECTOR 2		SECTOR 3		LAP TIME		MPH	DIFF	TIME OF DAY
1 -		82.1	1:35.839	102.1	40.048	69.0	3:20.579		65.69	13.463	18:06:08.758
2 -	58.572	95.7	1:32.278	99.1	41.308	68.7	3:12.158		68.57	5.042	18:09:20.916
3 -	59.235	87.8	1:32.927	100.6	40.094	67.8	3:12.256		68.54	5.140	18:12:33.172
4 -	59.126	91.4	1:32.997	102.6	40.641	69.1	3:12.764		68.36	5.648	18:15:45.936
5 -	1:00.572	94.3	1:32.682	99.5	IN PIT		3:10.321	**P**	69.23	3.205	18:18:56.257
6 -	OUTLAP	91.3	1:31.377	***104.0***	39.075	70.3	3:51.952		56.81	44.836	18:22:48.209
7 -	58.887	93.5	1:33.162	100.4	39.669	68.7	3:11.718		68.73	4.602	18:25:59.927
8 -	58.661	94.3	1:32.552	101.0	39.368	69.9	3:10.581		69.14	3.465	18:29:10.508
9 -	58.922	93.9	1:31.836	103.0	39.269	70.6	3:10.027		69.34	2.911	18:32:20.535
10 -	58.177	93.8	1:31.732	103.2	***38.713***	71.0	3:08.622		69.86	1.506	18:35:29.157
11 -	56.910	***96.8***	***1:31.059***	100.6	39.147	71.0	***3:07.116***	**(1)**	***70.42***		***18:38:36.273***
12 -	***56.825***	***96.8***	1:31.940	102.6	38.753	70.5	3:07.518	**(2)**	70.27	0.402	18:41:43.791
13 -	57.660	87.0	1:31.113	101.8	39.546	***71.1***	3:08.319	**(3)**	69.97	1.203	18:44:52.110

Weather / Track : Cloudy / Dry

Silverstone GP
Circuit Length = 3.6604 miles
Start: 18:02 Flag 18:43 End: 18:48

Silverstone Classic

Bentley Centenary Trophy for Pre-War Sports Cars

RACE 10 - SECTOR ANALYSIS

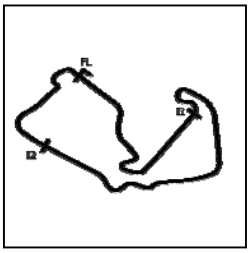

SECTOR 1 = FL to I1, SECTOR 2 = I1 to I2, SECTOR 3 = I2 to FL, DIFF = Difference To Personal Best Lap, P = Crossed Finish Line in Pit Lane, D = Time Disallowed

P16 36 PW3 BREWSTER / FISKEN — Vauxhall 30/98 The Hughes Special

IDEAL LAP TIME : 3:07.466 BEST LAP TIME : 3:08.027 DIFFERENCE : 0.561

LAP	SECTOR 1		SECTOR 2		SECTOR 3		LAP TIME		MPH	DIFF	TIME OF DAY
1 -		91.4	1:33.464	96.2	40.206	67.6	3:14.097		67.89	6.070	18:06:02.276
2 -	58.557	92.0	1:32.960	***98.3***	39.710	68.9	3:11.227		68.91	3.200	18:09:13.503
3 -	58.745	***92.4***	1:32.376	***98.3***	39.116	66.4	3:10.237		69.27	2.210	18:12:23.740
4 -	58.427	90.3	1:32.429	97.1	39.501	***70.4***	3:10.357		69.22	2.330	18:15:34.097
5 -	59.668	91.3	1:33.577	96.6	39.997	68.0	3:13.242		68.19	5.215	18:18:47.339
6 -	58.469	90.4	1:31.949	96.2	39.669	67.5	3:10.087	**(3)**	69.32	2.060	18:21:57.426
7 -	59.091	89.8	1:33.199	96.0	IN PIT		3:09.747	**P**	69.44	1.720	18:25:07.173
8 -	OUTLAP	89.4	1:32.799	95.7	39.475	64.9	3:54.705		56.14	46.678	18:29:01.878
9 -	***58.221***	89.8	1:32.132	95.7	40.237	66.1	3:10.590		69.14	2.563	18:32:12.468
10 -	1:02.563	89.0	1:30.704	96.9	39.514	65.6	3:12.781		68.35	4.754	18:35:25.249
11 -	58.653	89.0	***1:30.638***	96.1	38.736	65.6	***3:08.027***	**(1)**	***70.08***		***18:38:33.276***
12 -	58.338	88.8	1:34.189	97.1	***38.607***	66.5	3:11.134		68.94	3.107	18:41:44.410
13 -	58.615	90.8	1:31.583	96.2	38.883	66.4	3:09.081	**(2)**	69.69	1.054	18:44:53.491

P17 7 PW5 Heinz STAMM — Aston Martin 2 Litre Speed

IDEAL LAP TIME : 3:05.316 BEST LAP TIME : 3:06.546 DIFFERENCE : 1.230

LAP	SECTOR 1		SECTOR 2		SECTOR 3		LAP TIME		MPH	DIFF	TIME OF DAY
1 -		81.5	1:36.557	95.5	40.904	66.7	3:23.877		64.63	17.331	18:06:12.056
2 -	57.553	87.9	1:33.475	96.5	39.010	69.4	3:10.038		69.34	3.492	18:09:22.094
3 -	58.791	86.3	1:34.365	95.8	40.490	66.1	3:13.646		68.05	7.100	18:12:35.740
4 -	58.037	90.8	1:32.939	98.2	41.794	63.0	3:12.770		68.36	6.224	18:15:48.510
5 -	59.261	***91.8***	1:32.407	97.8	40.970	64.0	3:12.638		68.40	6.092	18:19:01.148
6 -	59.055	87.0	1:33.191	93.8	IN PIT		3:09.343	**P**	69.59	2.797	18:22:10.491
7 -	OUTLAP	88.3	1:31.832	88.7	40.424	68.8	3:56.788		55.65	50.242	18:26:07.279
8 -	58.304	88.5	1:31.398	96.8	39.534	70.8	3:09.236		69.63	2.690	18:29:16.515
9 -	58.245	90.1	***1:29.985***	97.2	38.645	70.7	3:06.875	**(2)**	70.51	0.329	18:32:23.390
10 -	58.373	89.5	1:32.960	95.5	38.417	70.8	3:09.750		69.44	3.204	18:35:33.140
11 -	***57.229***	89.9	1:30.915	96.5	39.664	67.3	3:07.808	**(3)**	70.16	1.262	18:38:40.948
12 -	58.737	88.1	1:31.201	95.0	39.807	65.9	3:09.745		69.45	3.199	18:41:50.693
13 -	57.519	90.4	1:30.925	***98.3***	***38.102***	***71.2***	***3:06.546***	**(1)**	***70.64***		***18:44:57.239***

P18 14 PW5 Robert BLAKEMORE — Aston Martin Speed Model

IDEAL LAP TIME : 3:04.898 BEST LAP TIME : 3:05.836 DIFFERENCE : 0.938

LAP	SECTOR 1		SECTOR 2		SECTOR 3		LAP TIME		MPH	DIFF	TIME OF DAY
1 -		82.6	1:37.894	94.3	40.432	71.6	3:22.335		65.12	16.499	18:06:10.514
2 -	58.120	90.9	1:34.349	93.2	42.148	71.2	3:14.617		67.71	8.781	18:09:25.131
3 -	58.130	88.1	1:32.287	93.3	40.464	66.5	3:10.881		69.03	5.045	18:12:36.012
4 -	58.568	89.1	1:34.160	94.2	39.956	67.9	3:12.684		68.39	6.848	18:15:48.696
5 -	58.409	***91.8***	1:33.934	93.3	40.023	66.1	3:12.366		68.50	6.530	18:19:01.062
6 -	58.557	85.8	1:33.229	93.0	39.772	70.3	3:11.558		68.79	5.722	18:22:12.620
7 -	57.804	87.9	1:33.210	93.3	IN PIT		3:08.338	**P**	69.96	2.502	18:25:20.958
8 -	OUTLAP	87.6	1:30.743	94.3	40.979	68.2	3:57.329		55.52	51.493	18:29:18.287
9 -	57.485	89.8	***1:29.810***	***95.7***	***38.541***	71.4	***3:05.836***	**(1)**	***70.91***		***18:32:24.123***
10 -	57.197	90.0	1:31.201	95.0	38.598	72.4	3:06.996	**(2)**	70.47	1.160	18:35:31.119
11 -	***56.547***	90.8	1:31.837	92.6	40.979	64.0	3:09.363		69.59	3.527	18:38:40.482
12 -	58.696	87.7	1:31.051	94.6	39.527	69.2	3:09.274		69.62	3.438	18:41:49.756
13 -	57.317	88.1	1:31.968	93.8	38.953	***72.8***	3:08.238	**(3)**	70.00	2.402	18:44:57.994

Weather / Track : Cloudy / Dry

Silverstone GP
Circuit Length = 3.6604 miles
Start: 18:02 Flag 18:43 End: 18:48

Silverstone Classic

Bentley Centenary Trophy for Pre-War Sports Cars

RACE 10 - SECTOR ANALYSIS

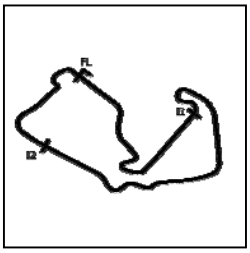

SECTOR 1 = FL to I1, SECTOR 2 = I1 to I2, SECTOR 3 = I2 to FL, DIFF = Difference To Personal Best Lap, P = Crossed Finish Line in Pit Lane, D = Time Disallowed

P19 1 PW2 Martin HALUSA Bugatti 35C/B

IDEAL LAP TIME : 3:01.766 BEST LAP TIME : 3:03.296 DIFFERENCE : 1.530

LAP	SECTOR 1		SECTOR 2		SECTOR 3		LAP TIME		MPH	DIFF	TIME OF DAY
1 -		85.0	1:36.307	100.3	41.930	70.8	4:13.665		51.94	1:10.369	18:07:01.844
2 -	59.063	74.7	1:35.317	96.1	42.147	67.1	3:16.527		67.05	13.231	18:10:18.371
3 -	58.383	90.1	1:31.351	96.9	40.219	73.5	3:09.953		69.37	6.657	18:13:28.324
4 -	56.083	86.3	1:31.609	102.6	39.951	74.7	3:07.643		70.22	4.347	18:16:35.967
5 -	56.551	83.0	1:31.086	92.6	41.075	67.1	3:08.712		69.83	5.416	18:19:44.679
6 -	59.877	***94.2***	1:29.441	95.1	IN PIT		3:11.133	**P**	68.94	7.837	18:22:55.812
7 -	OUTLAP	91.0	1:29.365	106.3	38.929	***76.0***	3:59.457		55.03	56.161	18:26:55.269
8 -	***55.319***	93.4	1:29.511	107.0	39.226	69.3	3:04.056	**(3)**	71.59	0.760	18:29:59.325
9 -	56.486	92.1	***1:28.386***	***107.2***	38.424	71.7	***3:03.296***	**(1)**	***71.89***		***18:33:02.621***
10 -	56.383	83.6	1:29.497	107.0	38.932	74.3	3:04.812		71.30	1.516	18:36:07.433
11 -	56.862	88.3	1:29.673	104.8	39.476	71.9	3:06.011		70.84	2.715	18:39:13.444
12 -	57.263	91.3	1:29.009	***107.2***	39.375	71.2	3:05.647		70.98	2.351	18:42:19.091
13 -	56.740	88.8	1:28.538	***107.2***	***38.061***	75.4	3:03.339	**(2)**	71.87	0.043	18:45:22.430

P20 24 PW SP David AYRE Barnato Hassan Special

IDEAL LAP TIME : 3:09.510 BEST LAP TIME : 3:11.039 DIFFERENCE : 1.529

LAP	SECTOR 1		SECTOR 2		SECTOR 3		LAP TIME		MPH	DIFF	TIME OF DAY
1 -		78.3	1:35.718	90.1	42.196	65.0	3:29.150		63.00	18.111	18:06:17.329
2 -	1:00.665	84.2	1:32.717	94.5	41.268	67.5	3:14.650		67.69	3.611	18:09:31.979
3 -	59.862	80.4	1:32.818	93.7	40.308	66.1	3:12.988		68.28	1.949	18:12:44.967
4 -	59.376	86.5	***1:31.068***	96.8	40.595	63.6	***3:11.039***	**(1)**	***68.97***		***18:15:56.006***
5 -	58.831	85.1	1:33.066	94.6	40.202	65.5	3:12.099		68.59	1.060	18:19:08.105
6 -	59.240	82.2	1:33.234	91.4	IN PIT		3:12.485	**P**	68.46	1.446	18:22:20.590
7 -	OUTLAP	***91.9***	1:31.586	93.5	40.636	69.8	4:03.000		54.22	51.961	18:26:23.590
8 -	59.957	85.7	1:32.613	97.1	40.950	66.9	3:13.520		68.09	2.481	18:29:37.110
9 -	59.171	77.3	1:33.095	***102.6***	***39.717***	65.2	3:11.983	**(3)**	68.64	0.944	18:32:49.093
10 -	***58.725***	90.4	1:32.270	96.8	40.892	65.9	3:11.887	**(2)**	68.67	0.848	18:36:00.980
11 -	1:17.717	74.3	1:34.755	98.8	40.665	70.4	3:33.137		61.82	22.098	18:39:34.117
12 -	59.541	86.2	1:34.965	96.6	40.232	71.7	3:14.738		67.66	3.699	18:42:48.855
13 -	1:01.168	84.5	1:32.195	99.8	40.186	***71.9***	3:13.549		68.08	2.510	18:46:02.404

P21 3 PW1 Simon EDWARDS Morgan Super Aero

IDEAL LAP TIME : 3:11.416 BEST LAP TIME : 3:12.035 DIFFERENCE : 0.619

LAP	SECTOR 1		SECTOR 2		SECTOR 3		LAP TIME		MPH	DIFF	TIME OF DAY
1 -		86.3	1:40.242	***94.7***	42.464	68.4	3:39.797		59.95	27.762	18:06:27.976
2 -	1:01.105	84.8	1:38.448	88.4	42.915	65.4	3:22.468		65.08	10.433	18:09:50.444
3 -	1:00.262	86.2	1:35.018	93.2	41.963	66.2	3:17.243		66.80	5.208	18:13:07.687
4 -	59.669	***88.7***	1:33.123	91.6	39.726	67.5	3:12.518	**(2)**	68.44	0.483	18:16:20.205
5 -	1:00.415	87.4	1:34.888	90.8	41.125	68.5	3:16.428		67.08	4.393	18:19:36.633
6 -	1:00.687	85.8	1:33.543	94.5	39.847	66.5	3:14.077		67.89	2.042	18:22:50.710
7 -	59.805	87.1	1:35.669	90.1	IN PIT		3:19.744	**P**	65.97	7.709	18:26:10.454
8 -	OUTLAP	85.4	1:33.397	90.1	39.515	67.4	3:47.500		57.92	35.465	18:29:57.954
9 -	59.970	86.9	***1:33.017***	90.3	39.907	67.1	3:12.894	**(3)**	68.31	0.859	18:33:10.848
10 -	1:00.825	83.7	1:33.646	90.8	39.809	67.9	3:14.280		67.82	2.245	18:36:25.128
11 -	59.585	87.3	1:33.512	90.1	39.934	65.1	3:13.031		68.26	0.996	18:39:38.159
12 -	59.854	85.3	1:34.110	91.5	***38.955***	69.0	3:12.919		68.30	0.884	18:42:51.078
13 -	***59.444***	85.7	1:33.358	91.6	39.233	***69.8***	***3:12.035***	**(1)**	***68.62***		***18:46:03.113***

Weather / Track : Cloudy / Dry

Silverstone GP
Circuit Length = 3.6604 miles
Start: 18:02 Flag 18:43 End: 18:48

Silverstone Classic

Bentley Centenary Trophy for Pre-War Sports Cars

RACE 10 - SECTOR ANALYSIS

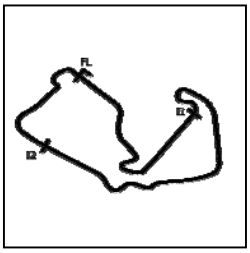

SECTOR 1 = FL to I1, SECTOR 2 = I1 to I2, SECTOR 3 = I2 to FL, DIFF = Difference To Personal Best Lap, P = Crossed Finish Line in Pit Lane, D = Time Disallowed

P22 19 PW5 David OZANNE — Aston Martin 2 Litre Speed Model

IDEAL LAP TIME : 3:13.267 BEST LAP TIME : 3:13.918 DIFFERENCE : 0.651

LAP	SECTOR 1		SECTOR 2		SECTOR 3		LAP TIME		MPH	DIFF	TIME OF DAY
1 -		89.2	1:36.935	94.6	42.266	65.7	3:28.410		63.23	14.492	18:06:16.589
2 -	1:00.903	88.8	1:36.749	93.5	43.300	67.9	3:20.952		65.57	7.034	18:09:37.541
3 -	1:00.564	88.6	1:36.725	92.5	41.990	66.5	3:19.279		66.12	5.361	18:12:56.820
4 -	1:00.720	89.0	1:38.192	94.1	41.390	64.2	3:20.302		65.78	6.384	18:16:17.122
5 -	1:01.956	87.2	1:35.376	94.6	41.870	68.4	3:19.202		66.15	5.284	18:19:36.324
6 -	1:01.260	88.8	1:35.572	93.9	IN PIT		3:17.609	P	66.68	3.691	18:22:53.933
7 -	OUTLAP	88.8	1:37.089	92.6	41.031	63.3	4:10.659		52.57	56.741	18:27:04.592
8 -	1:00.725	89.0	1:35.630	93.0	40.678	68.9	3:17.033		66.88	3.115	18:30:21.625
9 -	1:00.555	***90.5***	1:35.056	93.7	40.096	***72.2***	3:15.707	(3)	67.33	1.789	18:33:37.332
10 -	59.829	89.7	1:35.400	94.1	40.827	66.0	3:16.056		67.21	2.138	18:36:53.388
11 -	59.716	88.8	1:34.285	94.5	***39.917***	69.3	***3:13.918***	(1)	***67.95***		***18:40:07.306***
12 -	1:00.223	87.8	***1:34.219***	***95.0***	42.533	70.2	3:16.975		66.90	3.057	18:43:24.281
13 -	***59.131***	88.5	1:34.522	94.7	40.422	70.1	3:14.075	(2)	67.90	0.157	18:46:38.356

P23 22 PW7 Robert LEWIS — Lagonda V12 Le Mans

IDEAL LAP TIME : 3:12.645 BEST LAP TIME : 3:12.645 DIFFERENCE : 0.000

LAP	SECTOR 1		SECTOR 2		SECTOR 3		LAP TIME		MPH	DIFF	TIME OF DAY
1 -		77.5	1:40.440	98.1	43.587	65.0	3:38.175		60.40	25.530	18:06:26.354
2 -	1:00.831	79.9	1:37.367	100.4	41.218	68.9	3:19.416		66.08	6.771	18:09:45.770
3 -	59.325	90.4	1:35.807	99.7	41.878	69.2	3:17.010		66.88	4.365	18:13:02.780
4 -	1:00.847	***96.1***	1:33.933	94.3	41.826	70.2	3:16.606		67.02	3.961	18:16:19.386
5 -	1:01.973	89.2	1:40.115	83.6	42.762	65.5	3:24.850		64.32	12.205	18:19:44.236
6 -	1:03.145	91.3	1:35.157	99.5	IN PIT		3:23.119	P	64.87	10.474	18:23:07.355
7 -	OUTLAP	89.1	1:35.961	96.2	42.514	***71.6***	4:00.150		54.87	47.505	18:27:07.505
8 -	1:01.392	89.5	1:33.661	95.1	41.260	70.3	3:16.313		67.12	3.668	18:30:23.818
9 -	58.965	87.9	1:35.471	98.6	41.254	70.1	3:15.690	(2)	67.34	3.045	18:33:39.508
10 -	59.305	91.5	1:35.171	99.1	41.521	71.5	3:15.997		67.23	3.352	18:36:55.505
11 -	59.159	89.2	1:35.217	98.3	41.461	69.8	3:15.837	(3)	67.28	3.192	18:40:11.342
12 -	59.047	94.3	1:36.530	100.1	41.174	68.7	3:16.751		66.97	4.106	18:43:28.093
13 -	***58.795***	90.3	***1:32.969***	***104.6***	***40.881***	69.2	***3:12.645***	(1)	***68.40***		***18:46:40.738***

P24 41 PW7 A.BROWN / R.BROWN — Invicta Low Chassis

IDEAL LAP TIME : 3:15.137 BEST LAP TIME : 3:15.808 DIFFERENCE : 0.671

LAP	SECTOR 1		SECTOR 2		SECTOR 3		LAP TIME		MPH	DIFF	TIME OF DAY
1 -		81.6	1:42.753	87.1	41.960	63.0	3:41.399		59.52	25.591	18:06:29.578
2 -	1:02.643	***82.8***	1:35.518	86.9	40.437	64.4	3:18.598		66.35	2.790	18:09:48.176
3 -	1:02.426	81.0	1:35.030	86.2	39.724	65.2	3:17.180		66.83	1.372	18:13:05.356
4 -	1:01.255	82.2	1:35.086	***88.0***	40.231	63.8	3:16.572	(2)	67.03	0.764	18:16:21.928
5 -	1:00.834	82.3	1:38.292	86.3	IN PIT		3:13.253	P	68.18		18:19:35.181
6 -	OUTLAP	79.3	1:37.410	86.8	41.075	61.5	4:02.918		54.24	47.110	18:23:38.099
7 -	1:02.904	80.9	1:37.048	86.0	40.248	***65.9***	3:20.200		65.82	4.392	18:26:58.299
8 -	1:01.348	79.7	1:35.343	86.3	40.180	65.1	3:16.871		66.93	1.063	18:30:15.170
9 -	1:01.109	79.4	1:36.629	85.3	40.545	64.8	3:18.283		66.45	2.475	18:33:33.453
10 -	1:01.131	80.6	***1:34.946***	85.0	39.731	65.0	***3:15.808***	(1)	***67.29***		***18:36:49.261***
11 -	1:01.797	78.6	1:35.250	85.1	39.765	64.9	3:16.812	(3)	66.95	1.004	18:40:06.073
12 -	1:03.768	79.5	1:35.847	87.3	40.613	64.1	3:20.228		65.81	4.420	18:43:26.301
13 -	***1:00.802***	79.8	1:37.205	86.7	***39.389***	63.6	3:17.396		66.75	1.588	18:46:43.697

Weather / Track : Cloudy / Dry

Silverstone GP
Circuit Length = 3.6604 miles
Start: 18:02 Flag 18:43 End: 18:48

Silverstone Classic

Bentley Centenary Trophy for Pre-War Sports Cars

RACE 10 - SECTOR ANALYSIS

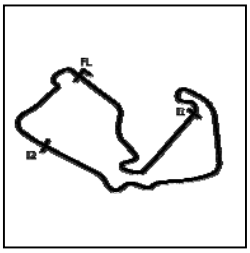

SECTOR 1 = FL to I1, SECTOR 2 = I1 to I2, SECTOR 3 = I2 to FL, DIFF = Difference To Personal Best Lap, P = Crossed Finish Line in Pit Lane, D = Time Disallowed

P25 12 PW6 Chris LUNN Talbot 105 Sports Team Car

IDEAL LAP TIME : 3:13.561 BEST LAP TIME : 3:14.975 DIFFERENCE : 1.414

LAP	SECTOR 1		SECTOR 2		SECTOR 3		LAP TIME		MPH	DIFF	TIME OF DAY
1 -		85.4	1:40.023	85.8	44.075	62.1	3:42.626		59.19	27.651	18:06:30.805
2 -	1:02.237	79.9	1:35.800	86.4	43.312	65.3	3:21.349		65.44	6.374	18:09:52.154
3 -	1:00.868	85.4	1:35.522	***93.7***	***40.251***	67.1	3:16.641		67.01	1.666	18:13:08.795
4 -	1:01.086	73.5	1:35.511	87.4	40.932	66.8	3:17.529		66.71	2.554	18:16:26.324
5 -	59.339	85.2	1:36.225	80.5	IN PIT		3:16.574	**P**	67.03	1.599	18:19:42.898
6 -	OUTLAP	76.7	1:39.008	90.4	40.670	66.5	4:08.234		53.08	53.259	18:23:51.132
7 -	59.908	***88.4***	1:39.286	91.0	40.939	65.9	3:20.133		65.84	5.158	18:27:11.265
8 -	1:00.098	85.7	***1:34.183***	91.8	40.694	***67.7***	***3:14.975***	**(1)**	***67.58***		***18:30:26.240***
9 -	59.584	77.1	1:36.183	90.4	40.338	***67.7***	3:16.105		67.19	1.130	18:33:42.345
10 -	59.743	85.5	1:35.896	89.8	40.281	66.6	3:15.920	**(3)**	67.26	0.945	18:36:58.265
11 -	***59.127***	85.4	1:35.139	90.4	40.726	63.4	3:14.992	**(2)**	67.58	0.017	18:40:13.257
12 -	1:00.283	84.7	1:38.868	88.7	41.168	62.1	3:20.319		65.78	5.344	18:43:33.576
13 -	1:19.038	46.8	1:54.200	67.1	IN PIT		4:06.480	**P**	53.46	51.505	18:47:40.056

P26 16 PW2 Jock MACKINNON Bentley 3 litre Tourer

IDEAL LAP TIME : 3:15.485 BEST LAP TIME : 3:16.422 DIFFERENCE : 0.937

LAP	SECTOR 1		SECTOR 2		SECTOR 3		LAP TIME		MPH	DIFF	TIME OF DAY
1 -		81.0	1:41.798	85.9	41.731	64.2	3:40.489		59.76	24.067	18:06:28.668
2 -	1:02.649	79.9	1:37.112	***88.8***	41.649	64.3	3:21.410		65.42	4.988	18:09:50.078
3 -	***1:00.794***	***83.4***	1:35.919	88.5	40.697	64.7	3:17.410	**(3)**	66.75	0.988	18:13:07.488
4 -	1:01.731	82.4	***1:35.002***	87.0	***39.689***	63.3	***3:16.422***	**(1)**	***67.08***		***18:16:23.910***
5 -	1:01.149	81.9	1:36.068	85.8	41.056	63.5	3:18.273		66.46	1.851	18:19:42.183
6 -	1:01.587	78.5	1:35.844	85.5	IN PIT		3:17.224	**P**	66.81	0.802	18:22:59.407
7 -	OUTLAP	80.2	1:36.220	85.9	40.836	64.0	4:06.644		53.42	50.222	18:27:06.051
8 -	1:01.785	80.2	1:36.481	85.1	40.364	65.2	3:18.630		66.34	2.208	18:30:24.681
9 -	1:00.950	80.6	1:35.733	86.1	40.033	***65.6***	3:16.716	**(2)**	66.98	0.294	18:33:41.397
10 -	1:01.161	80.6	1:36.751	84.6	40.120	65.4	3:18.032		66.54	1.610	18:36:59.429
11 -	1:01.702	78.9	1:37.062	83.6	41.470	63.9	3:20.234		65.81	3.812	18:40:19.663
12 -	1:02.423	78.1	1:36.922	82.1	40.749	63.1	3:20.094		65.85	3.672	18:43:39.757

P27 84 PW3 Neil SANDWITH Bentley 3/4½

IDEAL LAP TIME : 3:14.337 BEST LAP TIME : 3:16.986 DIFFERENCE : 2.649

LAP	SECTOR 1		SECTOR 2		SECTOR 3		LAP TIME		MPH	DIFF	TIME OF DAY
1 -		83.4	1:41.020	80.8	43.585	66.0	3:43.348		59.00	26.362	18:06:31.527
2 -	1:02.391	75.5	1:35.524	85.2	43.499	67.3	3:21.414		65.42	4.428	18:09:52.941
3 -	1:01.350	84.4	1:35.056	***92.6***	40.580	64.5	***3:16.986***	**(1)**	***66.89***		***18:13:09.927***
4 -	1:00.363	80.7	1:35.564	87.3	41.343	***68.4***	3:17.270	**(3)**	66.80	0.284	18:16:27.197
5 -	***59.628***	***85.8***	1:40.329	91.5	***40.026***	66.1	3:19.983		65.89	2.997	18:19:47.180
6 -	1:04.239	83.7	1:35.994	90.3	IN PIT		3:21.668	**P**	65.34	4.682	18:23:08.848
7 -	OUTLAP	84.9	1:37.297	85.4	43.767	64.9	4:06.112		53.54	49.126	18:27:14.960
8 -	1:01.427	83.3	1:35.234	90.1	41.360	65.6	3:18.021		66.54	1.035	18:30:32.981
9 -	59.747	84.6	1:36.854	88.7	40.515	66.3	3:17.116	**(2)**	66.85	0.130	18:33:50.097
10 -	1:01.145	83.8	***1:34.683***	89.9	41.835	60.6	3:17.663		66.66	0.677	18:37:07.760
11 -	1:01.799	83.0	1:35.582	89.9	40.896	66.5	3:18.277		66.46	1.291	18:40:26.037
12 -	59.944	83.8	1:37.606	90.0	40.171	63.7	3:17.721		66.64	0.735	18:43:43.758

Weather / Track : Cloudy / Dry

Silverstone GP
Circuit Length = 3.6604 miles
Start: 18:02 Flag 18:43 End: 18:48

Silverstone Classic

Bentley Centenary Trophy for Pre-War Sports Cars

RACE 10 - SECTOR ANALYSIS

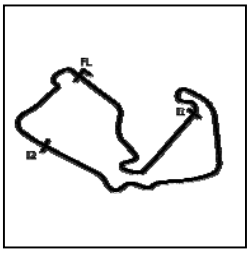

SECTOR 1 = FL to I1, SECTOR 2 = I1 to I2, SECTOR 3 = I2 to FL, DIFF = Difference To Personal Best Lap, P = Crossed Finish Line in Pit Lane, D = Time Disallowed

P28 40 PW7 Richard REAY-SMITH Lagonda LG45 Fox & Nicholls Team Car

IDEAL LAP TIME : 3:15.082 BEST LAP TIME : 3:16.904 DIFFERENCE : 1.822

LAP	SECTOR 1		SECTOR 2		SECTOR 3		LAP TIME		MPH	DIFF	TIME OF DAY
1 -		88.3	1:39.439	78.1	44.853	65.7	3:54.198		56.26	37.294	18:06:42.377
2 -	1:04.731	77.8	1:39.061	100.1	44.420	59.0	3:28.212		63.29	11.308	18:10:10.589
3 -	1:04.534	91.8	1:38.078	99.7	42.121	62.4	3:24.733		64.36	7.829	18:13:35.322
4 -	1:03.289	90.4	1:37.961	100.4	42.012	63.8	3:23.262		64.83	6.358	18:16:58.584
5 -	1:02.846	85.8	1:36.612	100.7	41.871	63.2	3:21.329		65.45	4.425	18:20:19.913
6 -	1:02.527	86.0	1:35.805	101.5	IN PIT		3:18.560	**P**	66.36	1.656	18:23:38.473
7 -	OUTLAP	92.3	1:38.535	101.5	42.555	62.3	4:02.773		54.28	45.869	18:27:41.246
8 -	1:03.550	92.5	1:35.867	101.0	42.404	61.8	3:21.821		65.29	4.917	18:31:03.067
9 -	1:02.047	91.4	1:36.783	100.3	41.036	64.5	3:19.866	**(3)**	65.93	2.962	18:34:22.933
10 -	***59.726***	***93.2***	1:36.347	100.4	42.492	66.9	3:18.565	**(2)**	66.36	1.661	18:37:41.498
11 -	1:01.548	88.5	***1:34.758***	99.8	***40.598***	***67.3***	***3:16.904***	**(1)**	***66.92***		***18:40:58.402***
12 -	1:02.772	91.1	1:35.665	***101.6***	41.438	58.8	3:19.875		65.93	2.971	18:44:18.277

P29 38 PW4 Christopher SCOTT-MACKIRDY Aston Le Mans

IDEAL LAP TIME : 3:17.729 BEST LAP TIME : 3:18.480 DIFFERENCE : 0.751

LAP	SECTOR 1		SECTOR 2		SECTOR 3		LAP TIME		MPH	DIFF	TIME OF DAY
1 -		80.7	1:40.608	85.2	44.831	57.4	3:57.382		55.51	38.902	18:06:45.561
2 -	1:04.364	80.1	1:39.563	87.6	44.488	59.5	3:28.415		63.22	9.935	18:10:13.976
3 -	1:03.050	81.7	1:39.032	88.1	43.144	61.0	3:25.226		64.21	6.746	18:13:39.202
4 -	1:02.640	80.9	1:36.956	89.8	43.573	63.9	3:23.169		64.86	4.689	18:17:02.371
5 -	1:03.191	80.8	1:36.892	88.3	42.145	65.5	3:22.228		65.16	3.748	18:20:24.599
6 -	1:01.858	80.5	1:37.500	89.0	42.639	62.0	3:21.997		65.23	3.517	18:23:46.596
7 -	1:03.558	***82.9***	1:40.658	80.6	IN PIT		3:27.056	**P**	63.64	8.576	18:27:13.652
8 -	OUTLAP	81.0	1:40.052	86.2	41.854	64.1	4:08.210		53.09	49.730	18:31:21.862
9 -	1:02.173	80.1	1:38.149	86.3	41.728	65.0	3:22.050		65.22	3.570	18:34:43.912
10 -	***1:00.925***	81.4	***1:36.112***	***89.9***	41.443	63.9	***3:18.480***	**(1)**	***66.39***		***18:38:02.392***
11 -	1:02.238	78.9	1:37.423	87.0	41.820	65.0	3:21.481	**(3)**	65.40	3.001	18:41:23.873
12 -	1:02.156	78.7	1:37.540	87.4	***40.692***	***66.1***	3:20.388	**(2)**	65.76	1.908	18:44:44.261

P30 57 PW3 BLAKENEY-EDWARDS / GALLIERS-PRAT Bentley 3/4.5

IDEAL LAP TIME : 3:15.808 BEST LAP TIME : 3:16.855 DIFFERENCE : 1.047

LAP	SECTOR 1		SECTOR 2		SECTOR 3		LAP TIME		MPH	DIFF	TIME OF DAY
1 -		83.3	1:40.421	90.3	42.211	66.0	3:39.360		60.07	22.505	18:06:27.539
2 -	1:03.521	79.4	1:37.646	89.5	42.562	66.7	3:23.729	**(3)**	64.68	6.874	18:09:51.268
3 -	1:01.310	82.8	***1:35.128***	***90.4***	***40.417***	67.3	***3:16.855***	**(1)**	***66.94***		***18:13:08.123***
4 -	1:01.446	82.3	1:35.487	90.0	40.438	***67.5***	3:17.371	**(2)**	66.76	0.516	18:16:25.494
5 -	***1:00.263***	***84.0***	1:35.408	88.8	IN PIT		3:14.086	**P**	67.89		18:19:39.580
6 -	OUTLAP	73.0	1:45.341	87.6	44.630	62.3	4:25.686		49.59	1:08.831	18:24:05.266
7 -	1:06.161	80.3	1:43.237	88.4	44.870	61.1	3:34.268		61.50	17.413	18:27:39.534
8 -	1:05.434	78.3	1:44.019	89.1	44.703	60.2	3:34.156		61.53	17.301	18:31:13.690
9 -	1:04.945	78.4	1:42.974	89.2	45.694	61.9	3:33.613		61.69	16.758	18:34:47.303
10 -	1:05.958	82.0	1:43.264	88.0	44.279	58.2	3:33.501		61.72	16.646	18:38:20.804
11 -	1:04.121	81.7	1:41.807	88.4	43.998	60.6	3:29.926		62.77	13.071	18:41:50.730
12 -	1:04.905	78.4	1:42.438	88.6	43.166	63.6	3:30.509		62.59	13.654	18:45:21.239

Weather / Track : Cloudy / Dry

Silverstone GP
Circuit Length = 3.6604 miles
Start: 18:02 Flag 18:43 End: 18:48

Silverstone Classic

Bentley Centenary Trophy for Pre-War Sports Cars

RACE 10 - SECTOR ANALYSIS

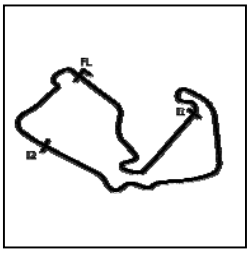

SECTOR 1 = FL to I1, SECTOR 2 = I1 to I2, SECTOR 3 = I2 to FL, DIFF = Difference To Personal Best Lap, P = Crossed Finish Line in Pit Lane, D = Time Disallowed

P31 70 PW3 Graham GOODWIN Bentley 4½ Le Mans Rep

IDEAL LAP TIME : 3:23.726 BEST LAP TIME : 3:24.575 DIFFERENCE : 0.849

LAP	SECTOR 1		SECTOR 2		SECTOR 3		LAP TIME		MPH	DIFF	TIME OF DAY
1 -		78.6	1:42.057	86.0	44.269	63.1	3:59.241		55.08	34.666	18:06:47.420
2 -	1:04.852	82.7	1:43.042	87.0	44.592	63.0	3:32.486		62.01	7.911	18:10:19.906
3 -	1:05.649	81.5	1:41.870	86.1	43.927	61.2	3:31.446		62.32	6.871	18:13:51.352
4 -	1:05.972	***84.3***	1:43.930	85.1	44.104	62.1	3:34.006		61.57	9.431	18:17:25.358
5 -	1:05.527	80.3	1:44.078	84.3	44.753	55.9	3:34.358		61.47	9.783	18:20:59.716
6 -	1:06.735	80.3	1:44.292	84.4	45.006	55.9	3:36.033		60.99	11.458	18:24:35.749
7 -	1:05.898	79.8	1:43.849	83.7	IN PIT		3:30.785	**P**	62.51	6.210	18:28:06.534
8 -	OUTLAP	83.5	1:40.043	86.4	43.773	62.5	4:03.178		54.18	38.603	18:32:09.712
9 -	1:07.008	81.5	1:41.005	90.5	42.391	62.7	3:30.404		62.63	5.829	18:35:40.116
10 -	1:04.491	80.8	1:39.927	87.6	42.476	61.9	3:26.894	**(2)**	63.69	2.319	18:39:07.010
11 -	1:04.813	76.0	1:40.732	***91.8***	***41.860***	***65.5***	3:27.405	**(3)**	63.53	2.830	18:42:34.415
12 -	***1:02.918***	83.4	***1:38.948***	89.7	42.709	61.7	***3:24.575***	**(1)**	***64.41***		***18:45:58.990***

P32 34 PW3 W.ELBOURN SNR / G.ELBOURN Bentley 3/4½

IDEAL LAP TIME : 3:23.573 BEST LAP TIME : 3:25.382 DIFFERENCE : 1.809

LAP	SECTOR 1		SECTOR 2		SECTOR 3		LAP TIME		MPH	DIFF	TIME OF DAY
1 -		77.8	1:43.239	81.1	44.504	61.8	4:01.421		54.58	36.039	18:06:49.600
2 -	1:04.990	***82.5***	1:41.717	85.1	45.295	61.6	3:32.002		62.15	6.620	18:10:21.602
3 -	1:05.548	79.6	1:40.607	87.3	42.331	60.6	3:28.486		63.20	3.104	18:13:50.088
4 -	***1:03.727***	79.1	1:41.934	87.3	41.841	62.0	3:27.502		63.50	2.120	18:17:17.590
5 -	1:04.410	79.9	1:42.193	86.5	42.725	61.1	3:29.328		62.95	3.946	18:20:46.918
6 -	1:04.933	80.3	1:42.388	83.4	IN PIT		3:32.109	**P**	62.12	6.727	18:24:19.027
7 -	OUTLAP	77.0	1:42.869	86.7	46.126	58.4	4:20.678		50.55	55.296	18:28:39.705
8 -	1:04.366	81.2	1:40.758	87.0	43.916	58.0	3:29.040		63.03	3.658	18:32:08.745
9 -	1:06.627	80.5	1:42.071	88.0	43.434	62.8	3:32.132		62.12	6.750	18:35:40.877
10 -	1:04.250	78.3	1:41.243	87.9	***41.201***	***63.7***	3:26.694	**(3)**	63.75	1.312	18:39:07.571
11 -	1:05.209	80.4	1:39.331	88.1	41.650	61.9	3:26.190	**(2)**	63.91	0.808	18:42:33.761
12 -	1:05.029	80.0	***1:38.645***	***89.9***	41.708	63.5	***3:25.382***	**(1)**	***64.16***		***18:45:59.143***

P33 23 PW3 BELL / WELCH Bentley 3/4½

IDEAL LAP TIME : 3:28.864 BEST LAP TIME : 3:29.153 DIFFERENCE : 0.289

LAP	SECTOR 1		SECTOR 2		SECTOR 3		LAP TIME		MPH	DIFF	TIME OF DAY
1 -		72.7	1:42.528	82.6	44.745	62.8	4:00.484		54.79	31.331	18:06:48.663
2 -	1:05.328	77.2	1:42.429	***89.0***	44.455	***63.1***	3:32.212		62.09	3.059	18:10:20.875
3 -	1:06.409	75.2	***1:41.006***	88.7	44.129	61.9	3:31.544	**(2)**	62.29	2.391	18:13:52.419
4 -	1:04.899	***79.3***	1:44.031	85.8	43.165	61.6	3:32.095	**(3)**	62.13	2.942	18:17:24.514
5 -	1:04.814	78.3	1:41.175	85.0	***43.164***	60.7	***3:29.153***	**(1)**	***63.00***		***18:20:53.667***
6 -	***1:04.694***	76.6	1:41.746	84.4	IN PIT		3:27.457	**P**	63.52		18:24:21.124
7 -	OUTLAP	76.5	1:47.376	84.5	45.532	63.0	4:25.973		49.54	56.820	18:28:47.097
8 -	1:06.580	77.0	1:44.002	85.4	45.909	59.7	3:36.491		60.86	7.338	18:32:23.588
9 -	1:06.381	76.2	1:44.211	84.3	45.382	62.6	3:35.974		61.01	6.821	18:35:59.562
10 -	1:09.659	73.9	1:44.668	85.1	44.872	63.0	3:39.199		60.11	10.046	18:39:38.761
11 -	1:05.721	76.5	1:44.149	83.0	46.592	59.6	3:36.462		60.87	7.309	18:43:15.223
12 -	1:06.196	73.9	1:44.293	86.5	44.543	60.1	3:35.032		61.28	5.879	18:46:50.255

Weather / Track : Cloudy / Dry

Silverstone GP
Circuit Length = 3.6604 miles
Start: 18:02 Flag 18:43 End: 18:48

Silverstone Classic

Bentley Centenary Trophy for Pre-War Sports Cars

RACE 10 - SECTOR ANALYSIS

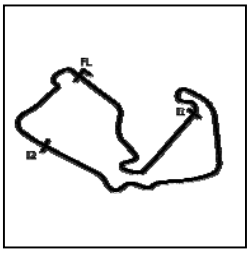

SECTOR 1 = FL to I1, SECTOR 2 = I1 to I2, SECTOR 3 = I2 to FL, DIFF = Difference To Personal Best Lap, P = Crossed Finish Line in Pit Lane, D = Time Disallowed

P34 32 PW7 Peter BRADFIELD — Invicta S Type

IDEAL LAP TIME : 3:31.854 BEST LAP TIME : 3:31.903 DIFFERENCE : 0.049

LAP	SECTOR 1		SECTOR 2		SECTOR 3		LAP TIME		MPH	DIFF	TIME OF DAY
1 -		76.0	1:46.000	83.0	44.574	63.0	4:21.866		50.32	49.963	18:07:10.045
2 -	1:06.948	72.6	1:43.734	85.3	46.088	60.5	3:36.770		60.79	4.867	18:10:46.815
3 -	1:06.072	78.3	1:43.856	86.1	43.968	***64.5***	3:33.896		61.60	1.993	18:14:20.711
4 -	1:06.102	77.5	***1:42.107***	***88.4***	***43.694***	61.5	***3:31.903***	**(1)**	***62.18***		***18:17:52.614***
5 -	1:06.194	75.4	1:42.711	86.9	44.911	60.5	3:33.816		61.63	1.913	18:21:26.430
6 -	1:06.305	77.5	1:43.962	84.2	IN PIT		3:30.616	**P**	62.56		18:24:57.046
7 -	OUTLAP	75.7	1:43.989	85.9	45.576	58.2	4:22.129		50.27	50.226	18:29:19.175
8 -	1:06.465	***78.6***	1:43.647	82.7	44.453	62.6	3:34.565		61.41	2.662	18:32:53.740
9 -	***1:06.053***	75.5	1:43.619	84.8	44.092	63.4	3:33.764	**(3)**	61.64	1.861	18:36:27.504
10 -	1:06.109	77.4	1:42.703	85.5	43.885	58.4	3:32.697	**(2)**	61.95	0.794	18:40:00.201
11 -	1:07.607	77.8	1:45.072	86.1	43.842	62.8	3:36.521		60.86	4.618	18:43:36.722

P35 33 PW4 SALISBURY / MELLORS — Aston Martin Ulster

IDEAL LAP TIME : 3:24.931 BEST LAP TIME : 3:25.315 DIFFERENCE : 0.384

LAP	SECTOR 1		SECTOR 2		SECTOR 3		LAP TIME		MPH	DIFF	TIME OF DAY
1 -		71.9	1:52.705	76.8	48.269	58.0	4:33.330		48.21	1:08.015	18:07:21.509
2 -	1:09.745	73.8	1:52.641	75.5	47.739	59.0	3:50.125		57.26	24.810	18:11:11.634
3 -	1:10.366	73.2	1:53.287	78.4	46.921	57.1	3:50.574		57.15	25.259	18:15:02.208
4 -	1:10.431	69.9	1:51.587	78.5	46.767	59.7	3:48.785		57.59	23.470	18:18:50.993
5 -	1:11.316	70.7	1:52.117	77.9	IN PIT		3:50.981	**P**	57.05	25.666	18:22:41.974
6 -	OUTLAP	74.8	1:42.852	81.3	44.522	60.6	4:32.746		48.31	1:07.431	18:27:14.720
7 -	1:05.535	***77.6***	1:42.953	81.4	43.264	60.0	3:31.752		62.23	6.437	18:30:46.472
8 -	1:05.612	74.8	1:41.896	80.8	42.418	62.9	3:29.926		62.77	4.611	18:34:16.398
9 -	1:04.560	74.9	1:41.788	81.9	43.000	63.3	3:29.348	**(3)**	62.94	4.033	18:37:45.746
10 -	1:05.518	75.7	1:40.671	***83.3***	***41.665***	***63.6***	3:27.854	**(2)**	63.39	2.539	18:41:13.600
11 -	***1:03.676***	76.5	***1:39.590***	81.9	42.049	***63.6***	***3:25.315***	**(1)**	***64.18***		***18:44:38.915***

P36 6 PW3 J.WARD / T.WARD — Bentley 4½

IDEAL LAP TIME : 3:37.218 BEST LAP TIME : 3:39.818 DIFFERENCE : 2.600

LAP	SECTOR 1		SECTOR 2		SECTOR 3		LAP TIME		MPH	DIFF	TIME OF DAY
1 -		68.7	1:49.673	75.5	47.088	59.5	4:17.930		51.09	38.112	18:07:06.109
2 -	1:09.189	68.0	1:48.803	77.4	46.767	59.9	3:44.759		58.63	4.941	18:10:50.868
3 -	1:08.161	70.5	1:49.819	76.7	45.307	60.0	3:43.287		59.01	3.469	18:14:34.155
4 -	1:08.017	73.1	1:47.648	78.3	45.216	59.3	3:40.881	**(3)**	59.66	1.063	18:18:15.036
5 -	1:08.129	72.0	1:47.362	***79.8***	***44.327***	57.9	***3:39.818***	**(1)**	***59.94***		***18:21:54.854***
6 -	***1:06.440***	***73.5***	***1:46.451***	79.0	IN PIT		3:32.675	**P**	61.96		18:25:27.529
7 -	OUTLAP	70.2	1:51.974	74.8	46.458	60.3	4:46.696		45.96	1:06.878	18:30:14.225
8 -	1:08.669	68.2	1:49.358	76.4	46.168	***60.7***	3:44.195		58.77	4.377	18:33:58.420
9 -	1:08.225	71.3	1:48.620	69.4	48.761	55.4	3:45.606		58.41	5.788	18:37:44.026
10 -	1:11.336	71.0	1:47.987	74.9	45.827	60.0	3:45.150		58.52	5.332	18:41:29.176
11 -	1:07.789	71.3	1:46.970	76.9	45.653	59.8	3:40.412	**(2)**	59.78	0.594	18:45:09.588

P37 18 PW3 Guy NORTHAM — Bentley 4½

IDEAL LAP TIME : 3:38.423 BEST LAP TIME : 3:38.423 DIFFERENCE : 0.000

LAP	SECTOR 1		SECTOR 2		SECTOR 3		LAP TIME		MPH	DIFF	TIME OF DAY
1 -		68.4	1:50.748	81.7	49.250	57.0	4:35.206		47.88	56.783	18:07:23.385
2 -	1:08.889	71.1	1:52.375	68.0	49.111	59.1	3:50.375		57.20	11.952	18:11:13.760
3 -	1:09.481	***75.5***	1:48.827	83.8	46.745	59.9	3:45.053		58.55	6.630	18:14:58.813
4 -	1:08.408	73.2	1:48.965	79.3	47.132	***60.6***	3:44.505		58.69	6.082	18:18:43.318
5 -	1:09.018	72.9	1:49.552	83.2	48.374	55.5	3:46.944		58.06	8.521	18:22:30.262
6 -	1:09.943	70.1	1:50.381	62.8	IN PIT		3:49.053	**P**	57.53	10.630	18:26:19.315
7 -	OUTLAP	71.4	1:48.499	81.7	46.503	57.3	4:34.755		47.96	56.332	18:30:54.070
8 -	1:08.835	67.8	1:47.118	83.5	46.499	55.1	3:42.452		59.23	4.029	18:34:36.522
9 -	1:08.592	74.6	1:47.382	83.3	45.612	59.9	3:41.586	**(3)**	59.47	3.163	18:38:18.108
10 -	***1:07.162***	71.7	***1:46.292***	82.7	***44.969***	60.2	***3:38.423***	**(1)**	***60.33***		***18:41:56.531***
11 -	1:07.908	75.2	1:47.267	***84.3***	45.721	59.8	3:40.896	**(2)**	59.65	2.473	18:45:37.427

Weather / Track : Cloudy / Dry

Silverstone GP
Circuit Length = 3.6604 miles
Start: 18:02 Flag 18:43 End: 18:48

Silverstone Classic

Bentley Centenary Trophy for Pre-War Sports Cars

RACE 10 - SECTOR ANALYSIS

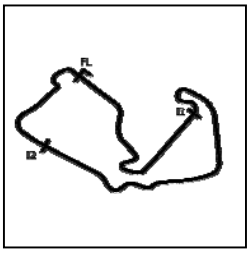

SECTOR 1 = FL to I1, SECTOR 2 = I1 to I2, SECTOR 3 = I2 to FL, DIFF = Difference To Personal Best Lap, P = Crossed Finish Line in Pit Lane, D = Time Disallowed

P38 10 PW2 Vivian BUSH — Bentley 3 litre

IDEAL LAP TIME : 3:55.622 BEST LAP TIME : 3:56.115 DIFFERENCE : 0.493

LAP	SECTOR 1		SECTOR 2		SECTOR 3		LAP TIME		MPH	DIFF	TIME OF DAY
1 -		67.3	1:56.471	72.7	50.698	55.4	4:55.494		44.59	59.379	18:07:43.673
2 -	1:14.671	66.7	1:55.413	73.8	50.271	55.7	4:00.355		54.82	4.240	18:11:44.028
3 -	***1:13.355***	67.5	1:53.757	***74.0***	50.304	55.4	3:57.416	**(2)**	55.50	1.301	18:15:41.444
4 -	1:15.153	63.6	1:54.184	73.1	50.399	***57.5***	3:59.736		54.96	3.621	18:19:41.180
5 -	1:15.291	68.8	1:54.352	70.8	IN PIT		3:52.884	**P**	56.58		18:23:34.064
6 -	OUTLAP	66.5	***1:53.556***	72.0	49.203	55.7	4:31.085		48.61	34.970	18:28:05.149
7 -	1:14.057	67.3	1:54.920	73.7	49.203	56.4	3:58.180	**(3)**	55.32	2.065	18:32:03.329
8 -	1:14.840	***69.2***	1:53.890	72.1	49.905	53.2	3:58.635		55.22	2.520	18:36:01.964
9 -	1:13.726	66.7	1:53.678	73.2	***48.711***	56.5	***3:56.115***	**(1)**	***55.81***		***18:39:58.079***
10 -	1:15.357	66.7	1:54.782	73.5	49.304	57.2	3:59.443		55.03	3.328	18:43:57.522

P39 43 PW4 Tarek MAHMOUD — Aston Martin Le Mans

IDEAL LAP TIME : 3:39.643 BEST LAP TIME : 3:39.643 DIFFERENCE : 0.000

LAP	SECTOR 1		SECTOR 2		SECTOR 3		LAP TIME		MPH	DIFF	TIME OF DAY
1 -		73.5	1:50.715	78.8	47.312	58.3	4:32.400		48.37	52.757	18:07:20.579
2 -	1:09.210	73.1	1:49.062	78.1	46.397	57.7	3:44.669	**(3)**	58.65	5.026	18:11:05.248
3 -	1:09.551	72.3	1:49.302	***79.8***	47.483	57.7	3:46.336		58.22	6.693	18:14:51.584
4 -	1:10.897	68.6	1:47.301	79.3	46.914	57.2	3:45.112		58.53	5.469	18:18:36.696
5 -	1:11.303	68.5	1:49.731	78.7	IN PIT		3:40.922	**P**	59.64	1.279	18:22:17.618
6 -	OUTLAP	***74.3***	1:48.302	78.4	46.684	55.0	5:07.061		42.91	1:27.418	18:27:24.679
7 -	1:12.554	72.0	1:49.698	77.5	46.459	57.5	3:48.711		57.61	9.068	18:31:13.390
8 -	3:13.678	65.0	1:54.485	78.2	45.764	58.7	5:53.927		37.23	2:14.284	18:37:07.317
9 -	1:08.650	72.7	1:48.059	78.2	46.184	***58.8***	3:42.893	**(2)**	59.12	3.250	18:40:50.210
10 -	***1:08.376***	71.3	***1:46.513***	78.8	***44.754***	58.7	***3:39.643***	**(1)**	***59.99***		***18:44:29.853***

P40 15 PW4 ARCHER / BRIGGS — Aston Martin Ulster LM15

IDEAL LAP TIME : 3:03.525 BEST LAP TIME : 3:03.966 DIFFERENCE : 0.441

LAP	SECTOR 1		SECTOR 2		SECTOR 3		LAP TIME		MPH	DIFF	TIME OF DAY
1 -		89.8	1:30.281	95.1	39.385	68.6	3:08.956		69.73	4.990	18:05:57.135
2 -	***56.656***	88.5	1:30.440	94.3	38.923	69.3	3:06.019		70.84	2.053	18:09:03.154
3 -	57.684	87.2	1:30.553	94.2	37.739	70.0	3:05.976		70.85	2.010	18:12:09.130
4 -	56.934	87.8	1:30.350	95.1	38.656	65.4	3:05.940		70.87	1.974	18:15:15.070
5 -	57.576	89.5	1:29.681	94.7	37.596	70.2	3:04.853	**(2)**	71.28	0.887	18:18:19.923
6 -	57.303	***89.9***	1:30.262	94.6	38.208	66.7	3:05.773		70.93	1.807	18:21:25.696
7 -	57.010	88.0	***1:29.359***	97.1	37.597	70.1	***3:03.966***	**(1)**	***71.63***		***18:24:29.662***
8 -	56.679	89.7	1:31.091	***98.6***	***37.510***	***70.9***	3:05.280	**(3)**	71.12	1.314	18:27:34.942
9 -	57.403	89.3	1:30.135	95.7	IN PIT		3:05.692	**P**	70.96	1.726	18:30:40.634
10 -	OUTLAP	89.4	1:30.940	94.9	39.545	64.9	3:54.093		56.29	50.127	18:34:34.727
11 -	57.222	86.4	1:32.025	96.8	38.854	64.7	3:08.101		70.05	4.135	18:37:42.828
12 -	59.622	86.0	1:30.802	97.5	38.437	70.1	3:08.861		69.77	4.895	18:40:51.689

P41 2 PW3 Martin OVERINGTON — Bentley 4½ Blower

IDEAL LAP TIME : 3:13.092 BEST LAP TIME : 3:14.187 DIFFERENCE : 1.095

LAP	SECTOR 1		SECTOR 2		SECTOR 3		LAP TIME		MPH	DIFF	TIME OF DAY
1 -		79.0	1:39.173	95.3	42.813	65.4	3:39.137		60.13	24.950	18:06:27.316
2 -	1:01.453	84.3	1:36.213	94.2	41.321	68.6	3:18.987		66.22	4.800	18:09:46.303
3 -	1:00.313	87.2	1:35.649	97.3	41.054	***70.1***	3:17.016		66.88	2.829	18:13:03.319
4 -	59.394	89.5	***1:33.428***	96.9	41.365	67.0	***3:14.187***	**(1)**	***67.86***		***18:16:17.506***
5 -	59.714	90.1	1:34.644	93.5	41.703	67.0	3:16.061		67.21	1.874	18:19:33.567
6 -	1:00.106	89.7	1:34.612	***100.0***	IN PIT		3:16.723	**P**	66.98	2.536	18:22:50.290
7 -	OUTLAP	***92.0***	1:33.752	96.6	***40.899***	68.1	3:56.413		55.74	42.226	18:26:46.703
8 -	***58.765***	90.1	1:34.161	97.9	41.311	68.5	3:14.237	**(2)**	67.84	0.050	18:30:00.940
9 -	59.342	90.6	1:33.720	99.7	41.494	65.6	3:14.556	**(3)**	67.73	0.369	18:33:15.496
10 -	59.836	89.5	1:39.790	78.6	IN PIT		3:23.245	**P**	64.83	9.058	18:36:38.741

Weather / Track : Cloudy / Dry

Silverstone GP
Circuit Length = 3.6604 miles
Start: 18:02 Flag 18:43 End: 18:48

Silverstone Classic

Bentley Centenary Trophy for Pre-War Sports Cars

RACE 10 - SECTOR ANALYSIS

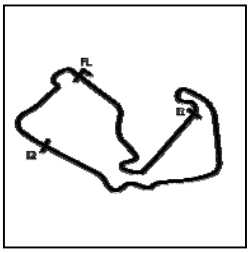

SECTOR 1 = FL to I1, SECTOR 2 = I1 to I2, SECTOR 3 = I2 to FL, DIFF = Difference To Personal Best Lap, P = Crossed Finish Line in Pit Lane, D = Time Disallowed

P42 31 PW7 Trevor SWETE — Invicta S-Type

IDEAL LAP TIME : 3:13.525 BEST LAP TIME : 3:13.525 DIFFERENCE : 0.000

LAP	SECTOR 1		SECTOR 2		SECTOR 3		LAP TIME		MPH	DIFF	TIME OF DAY
1 -		83.4	2:04.347	28.9	IN PIT		8:51.718	P	24.78	5:38.193	18:11:39.897
2 -	OUTLAP	78.9	1:37.374	93.2	41.884	68.8	6:35.899		33.28	3:22.374	18:18:15.796
3 -	1:00.277	90.1	1:37.205	94.3	IN PIT		3:18.369	P	66.43	4.844	18:21:34.165
4 -	OUTLAP	85.5	1:38.633	93.2	41.737	66.7	4:03.974		54.01	50.449	18:25:38.139
5 -	59.818	91.1	1:34.627	93.9	41.249	***71.8***	3:15.694	(2)	67.33	2.169	18:28:53.833
6 -	59.213	88.6	1:34.087	87.6	42.754	68.6	3:16.054	(3)	67.21	2.529	18:32:09.887
7 -	59.538	***93.7***	1:34.718	94.9	42.204	71.1	3:16.460		67.07	2.935	18:35:26.347
8 -	***58.568***	86.4	***1:33.977***	92.4	***40.980***	70.1	***3:13.525***	(1)	***68.09***		***18:38:39.872***
9 -	1:00.229	79.3	1:36.757	93.8	41.219	68.1	3:18.205		66.48	4.680	18:41:58.077
10 -	1:00.919	87.7	1:34.803	***95.0***	41.513	71.0	3:17.235		66.81	3.710	18:45:15.312

P43 42 PW7 David COOKE — Alfa Romeo 8C Monza

IDEAL LAP TIME : 3:06.318 BEST LAP TIME : 3:08.408 DIFFERENCE : 2.090

LAP	SECTOR 1		SECTOR 2		SECTOR 3		LAP TIME		MPH	DIFF	TIME OF DAY
1 -		77.4	1:34.131	98.1	40.279	68.4	3:18.752		66.30	10.344	18:06:06.931
2 -	***56.666***	84.4	1:31.552	94.7	40.190	74.1	***3:08.408***	(1)	***69.94***		***18:09:15.339***
3 -	56.883	83.3	1:32.325	100.6	39.672	73.9	3:08.880	(3)	69.76	0.472	18:12:24.219
4 -	57.581	92.8	1:32.594	***101.6***	***39.358***	66.4	3:09.533		69.52	1.125	18:15:33.752
5 -	58.231	90.5	***1:30.294***	100.3	40.191	69.3	3:08.716	(2)	69.82	0.308	18:18:42.468
6 -	59.302	93.4	1:36.080	86.3	IN PIT		3:13.445	P	68.12	5.037	18:21:55.913
7 -	OUTLAP	79.9	1:35.498	79.3	41.498	***74.3***	4:17.843		51.10	1:09.435	18:26:13.756
8 -	59.310	***93.5***	1:39.533	84.8	IN PIT		3:21.710	P	65.33	13.302	18:29:35.466

P44 48 PW3 STEWART / ELBOURN — Bentley 3/4½

IDEAL LAP TIME : 3:11.373 BEST LAP TIME : 3:11.398 DIFFERENCE : 0.025

LAP	SECTOR 1		SECTOR 2		SECTOR 3		LAP TIME		MPH	DIFF	TIME OF DAY
1 -		89.9	1:33.497	91.4	42.936	67.2	3:30.238		62.68	18.840	18:06:18.417
2 -	1:00.341	90.0	1:32.732	97.6	42.392	***68.7***	3:15.465	(3)	67.41	4.067	18:09:33.882
3 -	59.450	93.8	1:31.822	94.6	41.257	67.6	3:12.529	(2)	68.44	1.131	18:12:46.411
4 -	59.187	***97.1***	***1:31.722***	***101.2***	***40.489***	59.9	***3:11.398***	(1)	***68.85***		***18:15:57.809***
5 -	1:02.077	94.7	1:35.192	85.0	IN PIT		3:18.286	P	66.45	6.888	18:19:16.095
6 -	OUTLAP	87.3	1:33.857	86.0	42.011	62.0	4:06.896		53.37	55.498	18:23:22.991
7 -	***59.162***	81.5	1:35.398	88.0	41.679	66.2	3:16.239		67.15	4.841	18:26:39.230
8 -	59.299	82.2	1:36.203	84.2	IN PIT		3:15.999	P	67.23	4.601	18:29:55.229

P45 37 PW4 SEBBA / COLE — Morgan 4-4

IDEAL LAP TIME : 3:53.460 BEST LAP TIME : 3:53.812 DIFFERENCE : 0.352

LAP	SECTOR 1		SECTOR 2		SECTOR 3		LAP TIME		MPH	DIFF	TIME OF DAY
1 -		64.4	1:56.362	69.6	48.436	55.8	4:45.130		46.21	51.318	18:07:33.309
2 -	1:15.107	65.7	1:54.900	71.9	48.473	***57.3***	3:58.480		55.25	4.668	18:11:31.789
3 -	***1:12.608***	***68.6***	1:53.505	75.1	***47.699***	56.7	***3:53.812***	(1)	***56.36***		***18:15:25.601***
4 -	1:15.820	62.6	1:57.096	67.9	IN PIT		4:03.690	P	54.07	9.878	18:19:29.291
5 -	OUTLAP	64.4	1:54.347	72.7	49.215	55.2	4:50.636		45.34	56.824	18:24:19.927
6 -	1:13.116	67.7	1:53.620	73.8	48.636	55.2	3:55.372	(2)	55.98	1.560	18:28:15.299
7 -	1:15.320	67.0	***1:53.153***	***75.2***	49.581	53.4	3:58.054	(3)	55.35	4.242	18:32:13.353

Weather / Track : Cloudy / Dry

Silverstone GP
Circuit Length = 3.6604 miles
Start: 18:02 Flag 18:43 End: 18:48

Silverstone Classic

Bentley Centenary Trophy for Pre-War Sports Cars

RACE 10 - SECTOR ANALYSIS

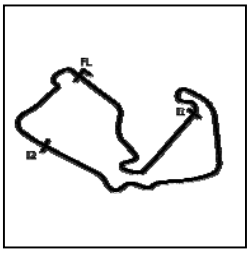

SECTOR 1 = FL to I1, SECTOR 2 = I1 to I2, SECTOR 3 = I2 to FL, DIFF = Difference To Personal Best Lap, P = Crossed Finish Line in Pit Lane, D = Time Disallowed

P46 47 PW4 STOCH / POTOCKI Aston Martin International

IDEAL LAP TIME : 3:46.709 BEST LAP TIME : 3:47.691 DIFFERENCE : 0.982

LAP	SECTOR 1		SECTOR 2		SECTOR 3		LAP TIME		MPH	DIFF	TIME OF DAY
1 -		70.8	1:50.457	***77.4***	47.892	57.3	4:46.416		46.00	58.725	18:07:34.595
2 -	1:12.766	64.8	1:53.071	75.0	***47.746***	***57.7***	3:53.583	**(2)**	56.41	5.892	18:11:28.178
3 -	***1:10.056***	***76.3***	***1:48.907***	76.2	48.728	51.6	***3:47.691***	**(1)**	***57.87***		***18:15:15.869***
4 -	1:12.090	69.7	2:00.449	51.7	1:04.890	35.2	4:17.429	**(3)**	51.19	29.738	18:19:33.298
5 -	1:54.934	36.3	3:57.258	36.2	IN PIT		6:56.689	**P**	31.62	3:08.998	18:26:29.987
6 -	OUTLAP	48.4	2:35.342	49.1	1:08.702	38.8	11:31.725		19.05	7:44.034	18:38:01.712
7 -	1:44.866	45.6	2:38.359	49.0	1:09.576	37.4	5:32.801		39.59	1:45.110	18:43:34.513

P47 52 PW6 Gareth BURNETT Alta Sports

IDEAL LAP TIME : BEST LAP TIME : 2:55.955 DIFFERENCE :

LAP	SECTOR 1	SECTOR 2	SECTOR 3	LAP TIME		MPH	DIFF	TIME OF DAY
1 -				2:57.059	**(3)**	74.42	1.104	18:05:45.238
2 -				2:59.419		73.44	3.464	18:08:44.657
3 -				2:57.217		74.35	1.262	18:11:41.874
4 -				2:56.436	**(2)**	74.68	0.481	18:14:38.310
5 -				***2:55.955***	**(1)**	***74.89***		***18:17:34.265***
6 -			***IN PIT***	2:59.338	**P**	73.48	3.383	18:20:33.603

P48 17 PW4 WOOD / MASON-FRANCHITTI Aston Martin Ulster LM17

IDEAL LAP TIME : 3:21.053 BEST LAP TIME : 3:22.145 DIFFERENCE : 1.092

LAP	SECTOR 1		SECTOR 2		SECTOR 3		LAP TIME		MPH	DIFF	TIME OF DAY
1 -		***85.3***	***1:37.540***	***89.7***	***41.149***	63.9	3:24.219	**(3)**	64.52	2.074	18:06:12.398
2 -	1:15.431	35.9	24:39.461	84.4	IN PIT		26:32.991	**P**	8.27	23:10.846	18:32:45.389
3 -	OUTLAP	73.5	1:40.960	87.0	42.901	62.3	5:02.200		43.60	1:40.055	18:37:47.589
4 -	1:04.163	80.2	1:37.706	88.4	42.016	***65.2***	3:23.885	**(2)**	64.63	1.740	18:41:11.474
5 -	***1:02.364***	81.3	1:38.100	86.9	41.681	63.3	***3:22.145***	**(1)**	***65.18***		***18:44:33.619***

Weather / Track : Cloudy / Dry

Silverstone GP
Circuit Length = 3.6604 miles
Start: 18:02 Flag 18:43 End: 18:48

Silverstone Classic

Bentley Centenary Trophy for Pre-War Sports Cars

RACE 10 - BEST SECTORS

	SECTOR 1			SECTOR 2			SECTOR 3			IDEAL / BEST COMPARISON					
POS	NO	NAME	TIME	NO	NAME	TIME	NO	NAME	TIME	POS	NO	NAME	IDEAL	BEST	DIFF
												PERFECT LAP	2:48.138		
1	8	FRIEDRICHS	50.667	8	FRIEDRICHS	1:21.877	8	FRIEDRICHS	35.594	1	8	FRIEDRICHS	2:48.138	2:49.243	1.105
2	11	WAKEMAN / BLAKE	52.946	11	WAKEMAN / BLAKE	1:24.388	11	WAKEMAN / BLAKE	35.852	2	11	WAKEMAN / BLAKEN	2:53.186	2:54.026	0.840
3	20	BIRCH	53.287	20	BIRCH	1:24.659	45	KEELING / LOCKIE	36.681	3	20	BIRCH	2:54.800	2:55.768	0.968
4	54	BARRIE / PRILL	53.494	54	BARRIE / PRILL	1:25.477	20	BIRCH	36.854	4	54	BARRIE / PRILL	2:56.012	2:57.054	1.042
5	45	KEELING / LOCKIE	53.811	45	KEELING / LOCKIE	1:26.124	35	CAMERON / DARB'	37.029	5	45	KEELING / LOCKIE	2:56.616	2:56.827	0.211
6	35	CAMERON / DARB'	54.872	35	CAMERON / DARB'	1:26.932	54	BARRIE / PRILL	37.041	6	35	CAMERON / DARBYS	2:58.833	3:02.022	3.189
7	77	HALUSA	55.075	77	HALUSA	1:27.752	15	ARCHER / BRIGGS	37.510	7	77	HALUSA	3:00.630	3:01.714	1.084
8	1	HALUSA	55.319	9	HUDSON / MORLE'	1:28.232	5	R.BRADLEY / E.BR.	37.713	8	9	HUDSON / MORLEY	3:01.647	3:02.897	1.250
9	9	HUDSON / MORLE'	55.692	21	MIDDLETON	1:28.237	9	HUDSON / MORLE'	37.723	9	1	HALUSA	3:01.766	3:03.296	1.530
10	21	MIDDLETON	55.906	1	HALUSA	1:28.386	21	MIDDLETON	37.751	10	21	MIDDLETON	3:01.894	3:02.178	0.284
11	71	BECHTOLSHEIMEF	56.498	15	ARCHER / BRIGGS	1:29.359	77	HALUSA	37.803	11	15	ARCHER / BRIGGS	3:03.525	3:03.966	0.441
12	14	BLAKEMORE	56.547	71	BECHTOLSHEIMEF	1:29.468	1	HALUSA	38.061	12	71	BECHTOLSHEIMER	3:04.346	3:04.905	0.559
13	15	ARCHER / BRIGGS	56.656	4	C.MORLEY / J.MOF	1:29.801	7	STAMM	38.102	13	14	BLAKEMORE	3:04.898	3:05.836	0.938
14	42	COOKE	56.666	14	BLAKEMORE	1:29.810	71	BECHTOLSHEIMEF	38.380	14	4	C.MORLEY / J.MORL	3:05.298	3:06.039	0.741
15	51	C. BALL / N. BALL	56.825	7	STAMM	1:29.985	14	BLAKEMORE	38.541	15	7	STAMM	3:05.316	3:06.546	1.230
16	4	C.MORLEY / J.MOF	56.836	5	R.BRADLEY / E.BR.	1:30.029	36	BREWSTER / FISKI	38.607	16	5	R.BRADLEY / E.BRAI	3:05.758	3:06.586	0.828
17	7	STAMM	57.229	42	COOKE	1:30.294	4	C.MORLEY / J.MOF	38.661	17	42	COOKE	3:06.318	3:08.408	2.090
18	75	WALTON	57.784	36	BREWSTER / FISKI	1:30.638	51	C. BALL / N. BALL	38.713	18	51	C. BALL / N. BALL	3:06.597	3:07.116	0.519
19	5	R.BRADLEY / E.BR.	58.016	75	WALTON	1:31.050	75	WALTON	38.813	19	36	BREWSTER / FISKEN	3:07.466	3:08.027	0.561
20	36	BREWSTER / FISKI	58.221	51	C. BALL / N. BALL	1:31.059	3	EDWARDS	38.955	20	75	WALTON	3:07.647	3:08.344	0.697
21	31	SWETE	58.568	24	AYRE	1:31.068	42	COOKE	39.358	21	24	AYRE	3:09.510	3:11.039	1.529
22	24	AYRE	58.725	48	STEWART / ELBOU	1:31.722	41	A.BROWN / R.BRO'	39.389	22	48	STEWART / ELBOUR	3:11.373	3:11.398	0.025
23	2	OVERINGTON	58.765	22	LEWIS	1:32.969	16	MACKINNON	39.689	23	3	EDWARDS	3:11.416	3:12.035	0.619
24	22	LEWIS	58.795	3	EDWARDS	1:33.017	24	AYRE	39.717	24	22	LEWIS	3:12.645	3:12.645	0.000
25	12	LUNN	59.127	2	OVERINGTON	1:33.428	19	OZANNE	39.917	25	2	OVERINGTON	3:13.092	3:14.187	1.095
26	19	OZANNE	59.131	31	SWETE	1:33.977	84	SANDWITH	40.026	26	19	OZANNE	3:13.267	3:13.918	0.651
27	48	STEWART / ELBOU	59.162	12	LUNN	1:34.183	12	LUNN	40.251	27	31	SWETE	3:13.525	3:13.525	0.000
28	3	EDWARDS	59.444	19	OZANNE	1:34.219	57	BLAKENEY-EDWAF	40.417	28	12	LUNN	3:13.561	3:14.975	1.414
29	84	SANDWITH	59.628	84	SANDWITH	1:34.683	48	STEWART / ELBOU	40.489	29	84	SANDWITH	3:14.337	3:16.986	2.649
30	40	REAY-SMITH	59.726	40	REAY-SMITH	1:34.758	40	REAY-SMITH	40.598	30	40	REAY-SMITH	3:15.082	3:16.904	1.822
31	57	BLAKENEY-EDWAF	1:00.263	41	A.BROWN / R.BRO'	1:34.946	38	SCOTT-MACKIRDY	40.692	31	41	A.BROWN / R.BROW	3:15.137	3:15.808	0.671
32	16	MACKINNON	1:00.794	16	MACKINNON	1:35.002	22	LEWIS	40.881	32	16	MACKINNON	3:15.485	3:16.422	0.937
33	41	A.BROWN / R.BRO'	1:00.802	57	BLAKENEY-EDWAF	1:35.128	2	OVERINGTON	40.899	33	57	BLAKENEY-EDWARD	3:15.808	3:16.855	1.047
34	38	SCOTT-MACKIRDY	1:00.925	38	SCOTT-MACKIRDY	1:36.112	31	SWETE	40.980	34	38	SCOTT-MACKIRDY	3:17.729	3:18.480	0.751
35	17	WOOD / MASON-FF	1:02.364	17	WOOD / MASON-FF	1:37.540	17	WOOD / MASON-FF	41.149	35	17	WOOD / MASON-FRA	3:21.053	3:22.145	1.092
36	70	GOODWIN	1:02.918	34	W.ELBOURN SNR /	1:38.645	34	W.ELBOURN SNR /	41.201	36	34	W.ELBOURN SNR / G	3:23.573	3:25.382	1.809
37	33	SALISBURY / MELL	1:03.676	70	GOODWIN	1:38.948	33	SALISBURY / MELL	41.665	37	70	GOODWIN	3:23.726	3:24.575	0.849
38	34	W.ELBOURN SNR /	1:03.727	33	SALISBURY / MELL	1:39.590	70	GOODWIN	41.860	38	33	SALISBURY / MELLO	3:24.931	3:25.315	0.384
39	23	BELL / WELCH	1:04.694	23	BELL / WELCH	1:41.006	23	BELL / WELCH	43.164	39	23	BELL / WELCH	3:28.864	3:29.153	0.289
40	32	BRADFIELD	1:06.053	32	BRADFIELD	1:42.107	32	BRADFIELD	43.694	40	32	BRADFIELD	3:31.854	3:31.903	0.049
41	6	J.WARD / T.WARD	1:06.440	18	NORTHAM	1:46.292	6	J.WARD / T.WARD	44.327	41	6	J.WARD / T.WARD	3:37.218	3:39.818	2.600
42	18	NORTHAM	1:07.162	6	J.WARD / T.WARD	1:46.451	43	MAHMOUD	44.754	42	18	NORTHAM	3:38.423	3:38.423	0.000
43	43	MAHMOUD	1:08.376	43	MAHMOUD	1:46.513	18	NORTHAM	44.969	43	43	MAHMOUD	3:39.643	3:39.643	0.000
44	47	STOCH / POTOCKI	1:10.056	47	STOCH / POTOCKI	1:48.907	37	SEBBA / COLE	47.699	44	47	STOCH / POTOCKI	3:46.709	3:47.691	0.982
45	37	SEBBA / COLE	1:12.608	37	SEBBA / COLE	1:53.153	47	STOCH / POTOCKI	47.746	45	37	SEBBA / COLE	3:53.460	3:53.812	0.352
46	10	BUSH	1:13.355	10	BUSH	1:53.556	10	BUSH	48.711	46	10	BUSH	3:55.622	3:56.115	0.493
47										47	39	T.LLEWELLYN / O.LL		2:49.470	
48										48	52	BURNETT		2:55.955	

Weather / Track : Cloudy / Dry

Silverstone GP
Circuit Length = 3.6604 miles
Start: 18:02 Flag 18:43 End: 18:48

Results can be found at www.tsl-timing.com

Printed - 19:00 Saturday, 27 July 2019

Silverstone Classic

Bentley Centenary Trophy for Pre-War Sports Cars

RACE 10 - BEST SPEEDS

	INTERMEDIATE 1			INTERMEDIATE 2			FINISH LINE		
POS	NO	NAME	MPH	NO	NAME	MPH	NO	NAME	MPH
1	8	FRIEDRICHS	110.0	8	FRIEDRICHS	116.7	8	FRIEDRICHS	82.1
2	54	BARRIE / PRILL	103.2	54	BARRIE / PRILL	108.4	20	BIRCH	78.4
3	45	KEELING / LOCKIE	101.9	45	KEELING / LOCKIE	107.8	11	WAKEMAN / BLAKENEY-EDWAI	77.8
4	20	BIRCH	100.6	1	HALUSA	107.2	45	KEELING / LOCKIE	77.7
5	11	WAKEMAN / BLAKENEY-EDWAI	99.2	11	WAKEMAN / BLAKENEY-EDWAI	106.6	54	BARRIE / PRILL	76.2
6	35	CAMERON / DARBYSHIRE	98.5	20	BIRCH	105.3	1	HALUSA	76.0
7	9	HUDSON / MORLEY	97.6	9	HUDSON / MORLEY	104.8	77	HALUSA	75.4
8	48	STEWART / ELBOURN	97.1	22	LEWIS	104.6	35	CAMERON / DARBYSHIRE	75.0
9	51	C. BALL / N. BALL	96.8	51	C. BALL / N. BALL	104.0	4	C.MORLEY / J.MORLEY	74.3
10	77	HALUSA	96.2	35	CAMERON / DARBYSHIRE	103.2	42	COOKE	74.3
11	22	LEWIS	96.1	4	C.MORLEY / J.MORLEY	103.0	71	BECHTOLSHEIMER	74.1
12	4	C.MORLEY / J.MORLEY	95.0	75	WALTON	102.9	9	HUDSON / MORLEY	73.9
13	1	HALUSA	94.2	24	AYRE	102.6	14	BLAKEMORE	72.8
14	71	BECHTOLSHEIMER	94.1	77	HALUSA	101.8	21	MIDDLETON	72.4
15	31	SWETE	93.7	40	REAY-SMITH	101.6	19	OZANNE	72.2
16	42	COOKE	93.5	42	COOKE	101.6	75	WALTON	71.9
17	21	MIDDLETON	93.3	71	BECHTOLSHEIMER	101.5	24	AYRE	71.9
18	40	REAY-SMITH	93.2	48	STEWART / ELBOURN	101.2	31	SWETE	71.8
19	75	WALTON	92.9	21	MIDDLETON	100.6	22	LEWIS	71.6
20	36	BREWSTER / FISKEN	92.4	2	OVERINGTON	100.0	7	STAMM	71.2
21	2	OVERINGTON	92.0	15	ARCHER / BRIGGS	98.6	51	C. BALL / N. BALL	71.1
22	24	AYRE	91.9	36	BREWSTER / FISKEN	98.3	15	ARCHER / BRIGGS	70.9
23	7	STAMM	91.8	7	STAMM	98.3	36	BREWSTER / FISKEN	70.4
24	14	BLAKEMORE	91.8	14	BLAKEMORE	95.7	2	OVERINGTON	70.1
25	19	OZANNE	90.5	19	OZANNE	95.0	3	EDWARDS	69.8
26	15	ARCHER / BRIGGS	89.9	31	SWETE	95.0	48	STEWART / ELBOURN	68.7
27	3	EDWARDS	88.7	3	EDWARDS	94.7	5	R.BRADLEY / E.BRADLEY	68.4
28	12	LUNN	88.4	12	LUNN	93.7	84	SANDWITH	68.4
29	5	R.BRADLEY / E.BRADLEY	86.9	5	R.BRADLEY / E.BRADLEY	93.2	12	LUNN	67.7
30	84	SANDWITH	85.8	84	SANDWITH	92.6	57	BLAKENEY-EDWARDS / GALLIE	67.5
31	17	WOOD / MASON-FRANCHITTI	85.3	70	GOODWIN	91.8	40	REAY-SMITH	67.3
32	70	GOODWIN	84.3	57	BLAKENEY-EDWARDS / GALLIE	90.4	38	SCOTT-MACKIRDY	66.1
33	57	BLAKENEY-EDWARDS / GALLIE	84.0	38	SCOTT-MACKIRDY	89.9	41	A.BROWN / R.BROWN	65.9
34	16	MACKINNON	83.4	34	W.ELBOURN SNR / G.ELBOURN	89.9	16	MACKINNON	65.6
35	38	SCOTT-MACKIRDY	82.9	17	WOOD / MASON-FRANCHITTI	89.7	70	GOODWIN	65.5
36	41	A.BROWN / R.BROWN	82.8	23	BELL / WELCH	89.0	17	WOOD / MASON-FRANCHITTI	65.2
37	34	W.ELBOURN SNR / G.ELBOURN	82.5	16	MACKINNON	88.8	32	BRADFIELD	64.5
38	23	BELL / WELCH	79.3	32	BRADFIELD	88.4	34	W.ELBOURN SNR / G.ELBOURN	63.7
39	32	BRADFIELD	78.6	41	A.BROWN / R.BROWN	88.0	33	SALISBURY / MELLORS	63.6
40	33	SALISBURY / MELLORS	77.6	18	NORTHAM	84.3	23	BELL / WELCH	63.1
41	47	STOCH / POTOCKI	76.3	33	SALISBURY / MELLORS	83.3	6	J.WARD / T.WARD	60.7
42	18	NORTHAM	75.5	6	J.WARD / T.WARD	79.8	18	NORTHAM	60.6
43	43	MAHMOUD	74.3	43	MAHMOUD	79.8	43	MAHMOUD	58.8
44	6	J.WARD / T.WARD	73.5	47	STOCH / POTOCKI	77.4	47	STOCH / POTOCKI	57.7
45	10	BUSH	69.2	37	SEBBA / COLE	75.2	10	BUSH	57.5
46	37	SEBBA / COLE	68.6	10	BUSH	74.0	37	SEBBA / COLE	57.3
47									
48									

Weather / Track : Cloudy / Dry

Silverstone GP
Circuit Length = 3.6604 miles
Start: 18:02 Flag 18:43 End: 18:48

Results can be found at www.tsl-timing.com

Printed - 18:50 Saturday, 27 July 2019

Silverstone Classic

Bentley Centenary Trophy for Pre-War Sports Cars

RACE 10 - STATISTICS

Competitors Started	48
Planned Start	2019-07-27 @ 18:00:00.000
Actual Start	2019-07-27 @ 18:02:48.178
Finish Time	2019-07-27 @ 18:43:33.600
Track Length	3.6604mi.
Total Laps	565
Total Distance Covered	2068.1811mi.

Session Fastest Lap History

NO	CL	NAME	LAP TIME	TIME OF DAY	LAP	VEHICLE
39	PW SP	**T.LLEWELLYN / O.LLEWELLYN**	**2:49.470**	18:05:37.649	1	Bentley 3/8
8	PW7	**Rudiger FRIEDRICHS**	**2:49.243**	18:43:34.990	14	Alvis Firefly 4.3

Session Leader History

NO	CL	NAME	FROM LAP	LAPS LED	DISTANCE	VEHICLE
39	PW SP	**T.LLEWELLYN / O.LLEWELLYN**	1	7	25.62 miles	Bentley 3/8
20	PW7	**Michael BIRCH**	8	2	7.32 miles	Talbot AV105 Brooklands JJ93
39	PW SP	**T.LLEWELLYN / O.LLEWELLYN**	10	5	18.30 miles	Bentley 3/8

Flag History

TYPE	TIME OF DAY
GREEN	18:02:48.178
FINISH	18:43:33.600

Flag Statistics

TYPE	COUNT	TOTAL LAPS	TOTAL TIME
Green	1	14	45:54.357
Red	0	0	0.000
Safety Car	0	0	0.000
FCY	0	0	0.000

Silverstone GP
Circuit Length = 3.6604 miles
Start: 18:02 Flag 18:43 End: 18:48

Weather / Track : Cloudy / Dry

These results are provisional until the conclusion of any judicial and technical matters.

Clerk Of Course :		Timekeeper :

Silverstone Classic

Bentley Centenary Trophy for Pre-War Sports Cars

RACE 10 - STATISTICS

CLASS : PW2

3 Starters

Fastest Lap History

NO	NAME	LAP TIME	TIME OF DAY	LAP	VEHICLE
16	**Jock MACKINNON**	**3:40.489**	18:06:28.734	1	Bentley 3 litre Tourer
16	**Jock MACKINNON**	**3:21.410**	18:09:50.140	2	Bentley 3 litre Tourer
1	**Martin HALUSA**	**3:16.527**	18:10:18.441	2	Bugatti 35C/B
1	**Martin HALUSA**	**3:09.953**	18:13:28.385	3	Bugatti 35C/B
1	**Martin HALUSA**	**3:07.643**	18:16:36.027	4	Bugatti 35C/B
1	**Martin HALUSA**	**3:04.056**	18:29:59.392	8	Bugatti 35C/B
1	**Martin HALUSA**	**3:03.296**	18:33:02.686	9	Bugatti 35C/B

Leader History

NO	NAME	FROM LAP	LAPS LED	DISTANCE	VEHICLE
16	**Jock MACKINNON**	1	5	18.30 miles	Bentley 3 litre Tourer
1	**Martin HALUSA**	6	8	29.28 miles	Bugatti 35C/B

Silverstone GP

Weather / Track : Cloudy / Dry

Circuit Length = 3.6604 miles

These results are provisional until the conclusion of any judicial and technical matters.

Start: 18:02 Flag 18:43 End: 18:48

Clerk Of Course :		Timekeeper :

Silverstone Classic

Bentley Centenary Trophy for Pre-War Sports Cars

RACE 10 - STATISTICS

CLASS : PW3

12 Starters

Fastest Lap History

NO	NAME	LAP TIME	TIME OF DAY	LAP	VEHICLE
9	**HUDSON / MORLEY**	**3:12.191**	18:06:00.389	1	Bentley 3/4½
9	**HUDSON / MORLEY**	**3:10.100**	18:09:10.489	2	Bentley 3/4½
4	**C.MORLEY / J.MORLEY**	**3:09.516**	18:09:10.888	2	Bentley 3/4½
4	**C.MORLEY / J.MORLEY**	**3:07.993**	18:12:18.876	3	Bentley 3/4½
4	**C.MORLEY / J.MORLEY**	**3:07.093**	18:15:25.969	4	Bentley 3/4½
4	**C.MORLEY / J.MORLEY**	**3:06.986**	18:18:32.954	5	Bentley 3/4½
9	**HUDSON / MORLEY**	**3:04.237**	18:28:30.636	8	Bentley 3/4½
9	**HUDSON / MORLEY**	**3:02.897**	18:31:33.534	9	Bentley 3/4½

Leader History

NO	NAME	FROM LAP	LAPS LED	DISTANCE	VEHICLE
9	**HUDSON / MORLEY**	1	2	7.32 miles	Bentley 3/4½
4	**C.MORLEY / J.MORLEY**	3	4	14.64 miles	Bentley 3/4½
36	**BREWSTER / FISKEN**	7	1	3.66 miles	Vauxhall 30/98 The Hughes Special
9	**HUDSON / MORLEY**	8	6	21.96 miles	Bentley 3/4½

Silverstone GP

Weather / Track : Cloudy / Dry

Circuit Length = 3.6604 miles

These results are provisional until the conclusion of any judicial and technical matters.

Start: 18:02 Flag 18:43 End: 18:48

Clerk Of Course :		Timekeeper :

Silverstone Classic

Bentley Centenary Trophy for Pre-War Sports Cars

RACE 10 - STATISTICS

CLASS : PW1

3 Starters

Fastest Lap History

NO	NAME	LAP TIME	TIME OF DAY	LAP	VEHICLE
11	**WAKEMAN / BLAKENEY-EDWARDS**	**2:59.301**	18:05:47.492	1	Frazer Nash Super Sports
11	**WAKEMAN / BLAKENEY-EDWARDS**	**2:57.388**	18:08:44.880	2	Frazer Nash Super Sports
11	**WAKEMAN / BLAKENEY-EDWARDS**	**2:56.851**	18:30:08.875	9	Frazer Nash Super Sports
11	**WAKEMAN / BLAKENEY-EDWARDS**	**2:54.026**	18:33:02.900	10	Frazer Nash Super Sports

Leader History

NO	NAME	FROM LAP	LAPS LED	DISTANCE	VEHICLE
11	**WAKEMAN / BLAKENEY-EDWARDS**	1	14	51.24 miles	Frazer Nash Super Sports

Silverstone GP

Weather / Track : Cloudy / Dry

Circuit Length = 3.6604 miles

These results are provisional until the conclusion of any judicial and technical matters.

Start: 18:02 Flag 18:43 End: 18:48

Clerk Of Course :		Timekeeper :

Silverstone Classic

Bentley Centenary Trophy for Pre-War Sports Cars

RACE 10 - STATISTICS

CLASS : PW4

8 Starters

Fastest Lap History

NO	NAME	LAP TIME	TIME OF DAY	LAP	VEHICLE
15	**ARCHER / BRIGGS**	**3:08.956**	18:05:57.142	1	Aston Martin Ulster LM15
15	**ARCHER / BRIGGS**	**3:06.019**	18:09:03.162	2	Aston Martin Ulster LM15
15	**ARCHER / BRIGGS**	**3:05.976**	18:12:09.137	3	Aston Martin Ulster LM15
15	**ARCHER / BRIGGS**	**3:05.940**	18:15:15.078	4	Aston Martin Ulster LM15
15	**ARCHER / BRIGGS**	**3:04.853**	18:18:19.931	5	Aston Martin Ulster LM15
15	**ARCHER / BRIGGS**	**3:03.966**	18:24:29.669	7	Aston Martin Ulster LM15

Leader History

NO	NAME	FROM LAP	LAPS LED	DISTANCE	VEHICLE
15	**ARCHER / BRIGGS**	1	12	43.92 miles	Aston Martin Ulster LM15
5	**R.BRADLEY / E.BRADLEY**	13	1	3.66 miles	Aston Martin Ulster

Silverstone GP

Weather / Track : Cloudy / Dry

Circuit Length = 3.6604 miles

These results are provisional until the conclusion of any judicial and technical matters.

Start: 18:02 Flag 18:43 End: 18:48

Clerk Of Course :		Timekeeper :

Silverstone Classic

Bentley Centenary Trophy for Pre-War Sports Cars

RACE 10 - STATISTICS

CLASS : PW5

5 Starters

Fastest Lap History

NO	NAME	LAP TIME	TIME OF DAY	LAP	VEHICLE
54	**BARRIE / PRILL**	**3:01.092**	18:05:49.277	1	BMW 328
54	**BARRIE / PRILL**	**2:57.277**	18:08:46.553	2	BMW 328
54	**BARRIE / PRILL**	**2:57.054**	18:11:43.608	3	BMW 328

Leader History

NO	NAME	FROM LAP	LAPS LED	DISTANCE	VEHICLE
54	**BARRIE / PRILL**	1	14	51.24 miles	BMW 328

Silverstone GP

Weather / Track : Cloudy / Dry

Circuit Length = 3.6604 miles

These results are provisional until the conclusion of any judicial and technical matters.

Start: 18:02 Flag 18:43 End: 18:48

Clerk Of Course :		Timekeeper :

Silverstone Classic

Bentley Centenary Trophy for Pre-War Sports Cars

RACE 10 - STATISTICS

CLASS : PW7

11 Starters

Fastest Lap History

NO	NAME	LAP TIME	TIME OF DAY	LAP	VEHICLE
8	**Rudiger FRIEDRICHS**	**2:52.118**	18:05:40.302	1	Alvis Firefly 4.3
8	**Rudiger FRIEDRICHS**	**2:51.261**	18:14:17.206	4	Alvis Firefly 4.3
8	**Rudiger FRIEDRICHS**	**2:50.579**	18:17:07.785	5	Alvis Firefly 4.3
8	**Rudiger FRIEDRICHS**	**2:49.895**	18:32:14.755	10	Alvis Firefly 4.3
8	**Rudiger FRIEDRICHS**	**2:49.600**	18:40:45.749	13	Alvis Firefly 4.3
8	**Rudiger FRIEDRICHS**	**2:49.243**	18:43:34.990	14	Alvis Firefly 4.3

Leader History

NO	NAME	FROM LAP	LAPS LED	DISTANCE	VEHICLE
8	**Rudiger FRIEDRICHS**	1	6	21.96 miles	Alvis Firefly 4.3
20	**Michael BIRCH**	7	3	10.98 miles	Talbot AV105 Brooklands JJ93
8	**Rudiger FRIEDRICHS**	10	5	18.30 miles	Alvis Firefly 4.3

Silverstone GP

Weather / Track : Cloudy / Dry

Circuit Length = 3.6604 miles

These results are provisional until the conclusion of any judicial and technical matters.

Start: 18:02 Flag 18:43 End: 18:48

Clerk Of Course :		Timekeeper :

Silverstone Classic

Bentley Centenary Trophy for Pre-War Sports Cars

RACE 10 - STATISTICS

CLASS : PW6

3 Starters

Fastest Lap History

NO	NAME	LAP TIME	TIME OF DAY	LAP	VEHICLE
52	**Gareth BURNETT**	**2:57.059**	18:05:45.238	1	Alta Sports
52	**Gareth BURNETT**	**2:56.436**	18:14:38.310	4	Alta Sports
52	**Gareth BURNETT**	**2:55.955**	18:17:34.265	5	Alta Sports

Leader History

NO	NAME	FROM LAP	LAPS LED	DISTANCE	VEHICLE
52	**Gareth BURNETT**	1	6	21.96 miles	Alta Sports
77	**Niklas HALUSA**	7	8	29.28 miles	Alfa Romeo 8C 2300 Zagato Spyder

Silverstone GP

Weather / Track : Cloudy / Dry

Circuit Length = 3.6604 miles

These results are provisional until the conclusion of any judicial and technical matters.

Start: 18:02 Flag 18:43 End: 18:48

Clerk Of Course :		Timekeeper :

Silverstone Classic

Bentley Centenary Trophy for Pre-War Sports Cars

RACE 10 - STATISTICS

CLASS : PW SP

3 Starters

Fastest Lap History

NO	NAME	LAP TIME	TIME OF DAY	LAP	VEHICLE
39	**T.LLEWELLYN / O.LLEWELLYN**	**2:49.470**	18:05:37.649	1	Bentley 3/8

Leader History

NO	NAME	FROM LAP	LAPS LED	DISTANCE	VEHICLE
39	**T.LLEWELLYN / O.LLEWELLYN**	1	14	51.24 miles	Bentley 3/8

Silverstone GP

Weather / Track : Cloudy / Dry

Circuit Length = 3.6604 miles

These results are provisional until the conclusion of any judicial and technical matters.

Start: 18:02 Flag 18:43 End: 18:48

Clerk Of Course :		Timekeeper :

Silverstone Classic

Yokohama Trophy for FIA Masters Historic Sports Cars

QUALIFYING-RACE 11-CLASSIFICATION-PROVISIONAL

Sheet No:	Issue Time:

POS	NO	CL	PIC	NAME	ENTRY	TIME	ON	LAPS	GAP	DIFF	MPH
1	89	Rod	1	A.BANKS / M.BANKS	McLaren M6B	2:07.256	5	13			103.55
2	3	Rod	2	WRIGHT / WOLFE	Lola T70 Mk3B	2:08.287	3	8	1.031	1.031	102.72
3	34	Rod	3	HART / PASTORELLI	Lola T70 Mk3B	2:08.809	11	12	1.553	0.522	102.30
4	44	Mar	1	HALL / PADMORE	Lola T212	2:09.175	11	12	1.919	0.366	102.01
5	28	Rod	4	Martin STRETTON	McLaren M6 GT	2:09.417	10	12	2.161	0.242	101.82
6	165*	Sto	1	Diogo FERRAO	Lola T292	2:09.930	7	11	2.674	0.513	101.42
7	25	Sto	2	Michael GANS	Lola T290	2:10.427	9	13	3.171	0.497	101.03
8	23	Rod	5	Gary PEARSON	Lola T70 Mk3B	2:10.542	8	9	3.286	0.115	100.94
9	95	Rod	6	Gary CULVER	Lola T70 Mk3B	2:10.605	11	11	3.349	0.063	100.89
10	52	Sto	3	Robert OLDERSHAW	Lola T290	2:10.982	4	6	3.726	0.377	100.60
11	76*	Mar	2	MA.WRIGLEY / MI.WRIGLEY	Chevron B19	2:11.640	2	12	4.384	0.658	100.10
12	59	Rod	7	R.BEEBEE / J.BEEBEE	Lola T70 Mk3B	2:11.700	11	11	4.444	0.060	100.05
13	71	Mar	3	Jonathan MITCHELL	Chevron B19	2:11.853	4	11	4.597	0.153	99.94
14	80	Sto	4	Henry FLETCHER	Chevron B26	2:12.012	3	9	4.756	0.159	99.82
15	57	Mar	4	ADELMAN / HALL	Lola T210	2:12.044	10	11	4.788	0.032	99.79
16	58	Rod	8	LYNN / HADDON	Lola T70 Mk3B	2:12.363	11	11	5.107	0.319	99.55
17	210*	Mar	5	David TOMLIN	Lola T210	2:14.338	2	5	7.082	1.975	98.09
18	17	Inv	1	N.HALUSA / L.HALUSA	Alfa Romeo 33TT3	2:15.373	3	12	8.117	1.035	97.34
19	27*	Sif	1	John SHELDON	Chevron B16	2:16.188	11	11	8.932	0.815	96.76
20	123	Sif	2	Ross HYETT	Chevron B16	2:17.040	6	7	9.784	0.852	96.16
21	192*	Bon	1	THOMAS / LOCKIE	Chevron B8	2:19.100	4	12	11.844	2.060	94.73
22	53	Bon	2	Chris LILLINGSTON-PRICE	Chevron B8	2:19.809	11	11	12.553	0.709	94.25
23	19	Bon	3	A.OWEN / M.OWEN	Chevron B8	2:19.939	2	11	12.683	0.130	94.16
24	16	Hul	1	JOLLY / FARTHING	Cooper Monaco T61M	2:21.872	3	11	14.616	1.933	92.88
25	41	Bon	4	Till BECHTOLSHEIMER	Chevron B8	2:22.090	8	11	14.834	0.218	92.74
26	199	Bon	5	Frazer GIBNEY	Chevron B8	2:22.161	5	12	14.905	0.071	92.69
27	5	Inv	2	Tony SINCLAIR	Lola T70 Spyder Mk1	2:22.243	5	10	14.987	0.082	92.64
28	117	Hul	2	Ian SIMMONDS	Lola T70 Mk1 Spyder	2:22.259	3	11	15.003	0.016	92.63
29	163	Bon	6	Roderick JACK	Chevron B8	2:22.291	8	12	15.035	0.032	92.61
30	441	Inv	3	Steve HODGES	Chevron B16	2:22.378	1	5	15.122	0.087	92.55
31	29	Hul	3	AHLERS / BELLINGER	Cooper Monaco T61M King Cobra	2:22.561	4	10	15.305	0.183	92.43
32	72	Hul	4	COOK / STANLEY	Ford GT40	2:23.925	11	11	16.669	1.364	91.56
33	177	Hul	5	HARTOGS / NUTHALL	Ford GT40	2:26.265	4	10	19.009	2.340	90.09
34	90	Bon	7	Martin LAUBER	Chevron B8	2:28.145	5	8	20.889	1.880	88.95
35	160	Hul	6	BIRCH / BURNETT	Elva GT160	2:28.937	9	9	21.681	0.792	88.47
36	325	Hul	7	Gregory THORNTON	Chevron B8	2:29.330	7	8	22.074	0.393	88.24
37	88	Hul	8	Richard MCALPINE	McLaren M1B	2:31.126	8	9	23.870	1.796	87.19
38	911	Pes	1	GADAL / RUAUD	Porsche 911 RS	2:35.150	6	9	27.894	4.024	84.93
39	39	Hul	9	Will GOFF	Lotus 23B	2:35.233	2	7	27.977	0.083	84.89
40	2	Mar	6	H.DE SILVA / T.DE SILVA	Taydec Mk3			1			

***Cars 27 & 165 require working transponders.**
No. 76, 192, 210 - 1 Lap time disallowed; exceeding track limits.

Silverstone GP
Circuit Length = 3.6604 miles
Start: 17:59 Flag 18:30 End: 18:33

Weather / Track : Cloudy / Dry
These results are provisional until the conclusion of any judicial and technical matters.

FIA Race Director : Richard Cuene-Grandidier	Chief Timekeeper : Nicholas Palmer	

Results can be found at www.tsl-timing.com

Printed - 18:34 Friday, 26 July 2019

Silverstone Classic

Yokohama Trophy for FIA Masters Historic Sports Cars

QUALIFYING - RACE 11 - CLASSIFICATION - FINAL

Sheet No:	Issue Time:

POS	NO	CL	PIC	NAME	ENTRY	TIME	ON	LAPS	GAP	DIFF	MPH
1	89	Rod	1	A.BANKS / M.BANKS	McLaren M6B	2:07.256	5	13			103.55
2	3	Rod	2	WRIGHT / WOLFE	Lola T70 Mk3B	2:08.287	3	8	1.031	1.031	102.72
3	34	Rod	3	HART / PASTORELLI	Lola T70 Mk3B	2:08.809	11	12	1.553	0.522	102.30
4	44	Mar	1	HALL / PADMORE	Lola T212	2:09.175	11	12	1.919	0.366	102.01
5	28	Rod	4	Martin STRETTON	McLaren M6 GT	2:09.417	10	12	2.161	0.242	101.82
6	165*	Sto	1	Diogo FERRAO	Lola T292	2:09.930	7	11	2.674	0.513	101.42
7	25	Sto	2	Michael GANS	Lola T290	2:10.427	9	13	3.171	0.497	101.03
8	23	Rod	5	Gary PEARSON	Lola T70 Mk3B	2:10.542	8	9	3.286	0.115	100.94
9	95	Rod	6	Gary CULVER	Lola T70 Mk3B	2:10.605	11	11	3.349	0.063	100.89
10	52	Sto	3	Robert OLDERSHAW	Lola T290	2:10.982	4	6	3.726	0.377	100.60
11	76*	Mar	2	MA.WRIGLEY / MI.WRIGLEY	Chevron B19	2:11.640	2	12	4.384	0.658	100.10
12	59	Rod	7	R.BEEBEE / J.BEEBEE	Lola T70 Mk3B	2:11.700	11	11	4.444	0.060	100.05
13	71	Mar	3	Jonathan MITCHELL	Chevron B19	2:11.853	4	11	4.597	0.153	99.94
14	80	Sto	4	Henry FLETCHER	Chevron B26	2:12.012	3	9	4.756	0.159	99.82
15	57	Mar	4	ADELMAN / HALL	Lola T210	2:12.044	10	11	4.788	0.032	99.79
16	58	Rod	8	LYNN / HADDON	Lola T70 Mk3B	2:12.363	11	11	5.107	0.319	99.55
17	210*	Mar	5	David TOMLIN	Lola T210	2:14.338	2	5	7.082	1.975	98.09
18	17	Inv	1	N.HALUSA / L.HALUSA	Alfa Romeo 33TT3	2:15.373	3	12	8.117	1.035	97.34
19	27*	Sif	1	John SHELDON	Chevron B16	2:16.188	11	11	8.932	0.815	96.76
20	123	Sif	2	Ross HYETT	Chevron B16	2:17.040	6	7	9.784	0.852	96.16
21	192*	Bon	1	THOMAS / LOCKIE	Chevron B8	2:19.100	4	12	11.844	2.060	94.73
22	53	Bon	2	Chris LILLINGSTON-PRICE	Chevron B8	2:19.809	11	11	12.553	0.709	94.25
23	19	Bon	3	A.OWEN / M.OWEN	Chevron B8	2:19.939	2	11	12.683	0.130	94.16
24	16	Hul	1	JOLLY / FARTHING	Cooper Monaco T61M	2:21.872	3	11	14.616	1.933	92.88
25	41	Bon	4	Till BECHTOLSHEIMER	Chevron B8	2:22.090	8	11	14.834	0.218	92.74
26	199	Bon	5	Frazer GIBNEY	Chevron B8	2:22.161	5	12	14.905	0.071	92.69
27	5	Inv	2	Tony SINCLAIR	Lola T70 Spyder Mk1	2:22.243	5	10	14.987	0.082	92.64
28	117	Hul	2	Ian SIMMONDS	Lola T70 Mk1 Spyder	2:22.259	3	11	15.003	0.016	92.63
29	163	Bon	6	Roderick JACK	Chevron B8	2:22.291	8	12	15.035	0.032	92.61
30	441	Inv	3	Steve HODGES	Chevron B16	2:22.378	1	5	15.122	0.087	92.55
31	29	Hul	3	AHLERS / BELLINGER	Cooper Monaco T61M King Cobra	2:22.561	4	10	15.305	0.183	92.43
32	72	Hul	4	COOK / STANLEY	Ford GT40	2:23.925	11	11	16.669	1.364	91.56
33	177	Hul	5	HARTOGS / NUTHALL	Ford GT40	2:26.265	4	10	19.009	2.340	90.09
34	90	Bon	7	Martin LAUBER	Chevron B8	2:28.145	5	8	20.889	1.880	88.95
35	160	Hul	6	BIRCH / BURNETT	Elva GT160	2:28.937	9	9	21.681	0.792	88.47
36	325	Hul	7	Gregory THORNTON	Chevron B8	2:29.330	7	8	22.074	0.393	88.24
37	88	Hul	8	Richard MCALPINE	McLaren M1B	2:31.126	8	9	23.870	1.796	87.19
38	911	Pes	1	GADAL / RUAUD	Porsche 911 RS	2:35.150	6	9	27.894	4.024	84.93
39	39	Hul	9	Will GOFF	Lotus 23B	2:35.233	2	7	27.977	0.083	84.89
40	2	Mar	6	H.DE SILVA / T.DE SILVA	Taydec Mk3			1			

***Cars 27 & 165 require working transponders.**
No. 76, 192, 210 - 1 Lap time disallowed; exceeding track limits.

Weather / Track : Cloudy / Dry

Silverstone GP
Circuit Length = 3.6604 miles
Start: 17:59 Flag 18:30 End: 18:33

Chief Steward : John Naylor	Steward : Marc Van Geel	Steward : Rod Parkin

Results can be found at www.tsl-timing.com

Printed - 10:51 Saturday, 27 July 2019

Silverstone Classic

Yokohama Trophy for FIA Masters Historic Sports Cars

QUALIFYING - RACE 11 - SECTOR ANALYSIS

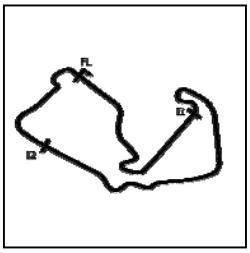

SECTOR 1 = FL to I1, SECTOR 2 = I1 to I2, SECTOR 3 = I2 to FL, DIFF = Difference To Personal Best Lap, P = Crossed Finish Line in Pit Lane, D = Time Disallowed

P1 89 Rod A.BANKS / M.BANKS McLaren M6B

IDEAL LAP TIME : 2:07.063 BEST LAP TIME : 2:07.256 DIFFERENCE : 0.193

LAP	SECTOR 1		SECTOR 2		SECTOR 3		LAP TIME		MPH	DIFF	TIME OF DAY
1 -	39.997	149.1	1:04.743	156.7	27.731	105.3	2:12.471		99.47	5.215	18:04:23.757
2 -	***38.169***	154.9	1:02.322	164.0	27.337	107.7	2:07.828	**(2)**	103.09	0.572	18:06:31.585
3 -	38.481	***158.6***	1:02.232	165.2	***27.250***	108.9	2:07.963	**(3)**	102.98	0.707	18:08:39.548
4 -	38.423	156.7	1:02.500	***166.1***	27.345	108.9	2:08.268		102.73	1.012	18:10:47.816
5 -	38.258	157.9	***1:01.644***	164.4	27.354	106.3	***2:07.256***	**(1)**	***103.55***		***18:12:55.072***
6 -	40.967	142.1	1:05.591	138.0	IN PIT		2:21.782	**P**	92.94	14.526	18:15:16.854
7 -	OUTLAP	142.4	1:03.817	162.4	28.231	109.1	3:41.912		59.38	1:34.656	18:18:58.766
8 -	38.978	155.7	1:02.230	162.8	27.553	***110.7***	2:08.761		102.34	1.505	18:21:07.527
9 -	38.613	156.0	1:02.381	164.4	27.984	108.0	2:08.978		102.17	1.722	18:23:16.505
10 -	38.869	153.5	1:04.265	164.0	27.868	103.5	2:11.002		100.59	3.746	18:25:27.507
11 -	38.942	157.5	1:01.907	164.0	27.853	108.5	2:08.702		102.38	1.446	18:27:36.209
12 -	38.634	157.5	1:02.031	161.3	27.461	109.8	2:08.126		102.85	0.870	18:29:44.335
13 -	44.727	101.5	1:15.848	99.1	IN PIT		2:40.086	**P**	82.31	32.830	18:32:24.421

P2 3 Rod WRIGHT / WOLFE Lola T70 Mk3B

IDEAL LAP TIME : 2:08.161 BEST LAP TIME : 2:08.287 DIFFERENCE : 0.126

LAP	SECTOR 1		SECTOR 2		SECTOR 3		LAP TIME		MPH	DIFF	TIME OF DAY
1 -	39.157	150.8	1:02.335	***157.5***	***27.510***	108.5	2:09.002	**(2)**	102.15	0.715	18:04:17.563
2 -	39.842	142.1	1:02.605	157.1	27.891	***109.1***	2:10.338	**(3)**	101.10	2.051	18:06:27.901
3 -	***38.610***	***152.8***	***1:02.041***	***157.5***	27.636	108.0	***2:08.287***	**(1)**	***102.72***		***18:08:36.188***
4 -	42.944	119.4	1:08.205	135.5	IN PIT		2:27.777	**P**	89.17	19.490	18:11:03.965
5 -	OUTLAP	139.5	1:05.163	154.2	28.893	104.6	4:14.081		51.86	2:05.794	18:15:18.046
6 -	40.054	145.2	1:05.138	153.5	28.544	104.0	2:13.736		98.53	5.449	18:17:31.782
7 -	39.981	144.9	1:04.306	154.9	28.804	102.4	2:13.091		99.01	4.804	18:19:44.873
8 -	47.311	138.6	1:10.351	128.0	IN PIT		2:30.291	**P**	87.68	22.004	18:22:15.164

P3 34 Rod HART / PASTORELLI Lola T70 Mk3B

IDEAL LAP TIME : 2:08.809 BEST LAP TIME : 2:08.809 DIFFERENCE : 0.000

LAP	SECTOR 1		SECTOR 2		SECTOR 3		LAP TIME		MPH	DIFF	TIME OF DAY
1 -	40.259	139.2	1:03.968	***157.5***	27.945	***105.8***	2:12.172		99.70	3.363	18:04:24.946
2 -	40.034	147.1	1:03.893	156.0	28.792	105.6	2:12.719		99.29	3.910	18:06:37.665
3 -	39.658	147.4	1:04.746	153.9	28.355	105.6	2:12.759		99.26	3.950	18:08:50.424
4 -	39.524	147.4	1:03.476	154.6	IN PIT		2:14.812	**P**	97.74	6.003	18:11:05.236
5 -	OUTLAP	104.6	1:08.953	82.8	32.533	102.1	4:22.542		50.19	2:13.733	18:15:27.778
6 -	39.702	149.4	1:03.168	155.3	27.956	102.4	2:10.826		100.72	2.017	18:17:38.604
7 -	44.264	121.7	1:06.006	150.1	IN PIT		2:18.514	**P**	95.13	9.705	18:19:57.118
8 -	OUTLAP	144.3	1:04.327	129.3	30.701	104.6	3:20.895		65.59	1:12.086	18:23:18.013
9 -	40.032	150.4	1:02.719	156.7	27.671	104.0	2:10.422	**(3)**	101.03	1.613	18:25:28.435
10 -	39.636	***151.4***	1:02.630	156.7	27.553	102.2	2:09.819	**(2)**	101.50	1.010	18:27:38.254
11 -	***39.129***	150.4	***1:02.174***	***157.5***	***27.506***	103.0	***2:08.809***	**(1)**	***102.30***		***18:29:47.063***
12 -	44.512	106.6	1:14.457	96.4	IN PIT		2:38.829	**P**	82.96	30.020	18:32:25.892

Weather / Track : Cloudy / Dry

Silverstone GP
Circuit Length = 3.6604 miles
Start: 17:59 Flag 18:30 End: 18:33

Silverstone Classic

Yokohama Trophy for FIA Masters Historic Sports Cars

QUALIFYING - RACE 11 - SECTOR ANALYSIS

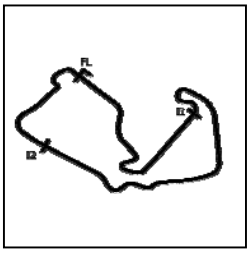

SECTOR 1 = FL to I1, SECTOR 2 = I1 to I2, SECTOR 3 = I2 to FL, DIFF = Difference To Personal Best Lap, P = Crossed Finish Line in Pit Lane, D = Time Disallowed

P4 44 Mar HALL / PADMORE Lola T212

IDEAL LAP TIME : 2:09.099 BEST LAP TIME : 2:09.175 DIFFERENCE : 0.076

LAP	SECTOR 1		SECTOR 2		SECTOR 3		LAP TIME		MPH	DIFF	TIME OF DAY
1 -	41.002	136.9	1:05.621	143.0	28.121	101.9	2:14.744		97.79	5.569	18:04:26.297
2 -	40.390	138.6	1:04.964	141.2	28.287	100.0	2:13.641		98.60	4.466	18:06:39.938
3 -	40.742	137.7	1:05.643	142.4	28.863	100.7	2:15.248		97.43	6.073	18:08:55.186
4 -	40.786	135.5	1:05.309	141.2	28.263	101.0	2:14.358		98.07	5.183	18:11:09.544
5 -	41.888	135.5	1:05.627	140.6	IN PIT		2:15.966	**P**	96.91	6.791	18:13:25.510
6 -	OUTLAP	137.7	1:05.042	131.0	28.912	106.3	4:07.589		53.22	1:58.414	18:17:33.099
7 -	39.436	140.1	1:04.143	144.6	27.834	100.6	2:11.413		100.27	2.238	18:19:44.512
8 -	39.416	***140.6***	1:05.082	142.4	29.035	98.5	2:13.533		98.68	4.358	18:21:58.045
9 -	39.303	138.9	1:05.647	139.8	27.598	106.5	2:12.548		99.41	3.373	18:24:10.593
10 -	39.211	138.6	1:03.522	144.6	27.506	***106.6***	2:10.239	**(3)**	101.18	1.064	18:26:20.832
11 -	39.110	138.3	1:03.034	***146.2***	***27.031***	105.3	***2:09.175***	**(1)**	***102.01***		***18:28:30.007***
12 -	***39.050***	139.2	***1:03.018***	145.2	27.373	***106.6***	2:09.441	**(2)**	101.80	0.266	18:30:39.448

P5 28 Rod Martin STRETTON McLaren M6 GT

IDEAL LAP TIME : 2:08.994 BEST LAP TIME : 2:09.417 DIFFERENCE : 0.423

LAP	SECTOR 1		SECTOR 2		SECTOR 3		LAP TIME		MPH	DIFF	TIME OF DAY
1 -	40.864	141.2	1:03.607	156.7	28.049	106.1	2:12.520		99.44	3.103	18:04:31.410
2 -	39.243	***151.4***	1:02.720	***158.2***	27.520	108.2	2:09.483		101.77	0.066	18:06:40.893
3 -	39.519	148.4	1:03.129	157.1	27.777	108.0	2:10.425		101.03	1.008	18:08:51.318
4 -	39.219	147.1	1:02.934	157.9	***27.480***	108.5	2:09.633		101.65	0.216	18:11:00.951
5 -	39.668	146.5	1:03.690	151.4	29.659	***109.8***	2:13.017		99.06	3.600	18:13:13.968
6 -	***39.002***	150.8	1:02.627	156.7	27.838	108.7	2:09.467	**(3)**	101.78	0.050	18:15:23.435
7 -	39.747	138.6	1:04.884	156.0	29.612	90.4	2:14.243		98.16	4.826	18:17:37.678
8 -	45.940	131.3	1:04.751	155.3	IN PIT		2:18.563	**P**	95.10	9.146	18:19:56.241
9 -	OUTLAP	129.3	1:06.849	155.3	27.550	108.7	3:40.656		59.72	1:31.239	18:23:36.897
10 -	39.286	151.1	***1:02.512***	155.7	27.619	108.7	***2:09.417***	**(1)**	***101.82***		***18:25:46.314***
11 -	39.404	148.7	1:02.712	156.4	27.520	109.2	2:09.636		101.65	0.219	18:27:55.950
12 -	39.132	151.1	1:02.594	157.5	27.735	106.3	2:09.461	**(2)**	101.78	0.044	18:30:05.411

P6 165 Sto Diogo FERRAO Lola T292

IDEAL LAP TIME : BEST LAP TIME : 2:09.930 DIFFERENCE :

LAP	SECTOR 1	SECTOR 2	SECTOR 3	LAP TIME		MPH	DIFF	TIME OF DAY
1 -				2:12.855		99.18	2.925	18:04:54.720
2 -				2:13.493		98.71	3.563	18:07:08.213
3 -				2:11.565		100.16	1.635	18:09:19.778
4 -				2:11.772		100.00	1.842	18:11:31.550
5 -				2:11.134		100.49	1.204	18:13:42.684
6 -				2:11.188		100.44	1.258	18:15:53.872
7 -				***2:09.930***	**(1)**	***101.42***		***18:18:03.802***
8 -				2:10.317	**(3)**	101.12	0.387	18:20:14.119
9 -				5:41.843		38.54	3:31.913	18:25:55.962
10 -				2:10.054	**(2)**	101.32	0.124	18:28:06.016
11 -				2:13.741		98.53	3.811	18:30:19.757

Weather / Track : Cloudy / Dry

Silverstone GP
Circuit Length = 3.6604 miles
Start: 17:59 Flag 18:30 End: 18:33

Silverstone Classic

Yokohama Trophy for FIA Masters Historic Sports Cars

QUALIFYING - RACE 11 - SECTOR ANALYSIS

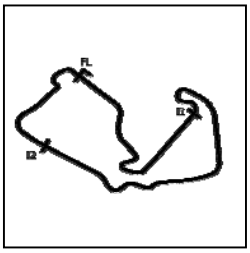

SECTOR 1 = FL to I1, SECTOR 2 = I1 to I2, SECTOR 3 = I2 to FL, DIFF = Difference To Personal Best Lap, P = Crossed Finish Line in Pit Lane, D = Time Disallowed

P7 25 Sto Michael GANS — Lola T290

IDEAL LAP TIME : 2:10.427 BEST LAP TIME : 2:10.427 DIFFERENCE : 0.000

LAP	SECTOR 1		SECTOR 2		SECTOR 3		LAP TIME		MPH	DIFF	TIME OF DAY
1 -	39.878	139.2	1:04.040	145.2	27.948	95.8	2:11.866		99.93	1.439	18:04:20.867
2 -	40.510	141.5	1:04.448	146.2	27.641	102.2	2:12.599		99.38	2.172	18:06:33.466
3 -	39.479	***142.7***	1:03.878	144.9	27.982	97.6	2:11.339	**(3)**	100.33	0.912	18:08:44.805
4 -	40.510	141.8	1:03.824	***147.1***	29.197	90.6	2:13.531		98.68	3.104	18:10:58.336
5 -	40.296	140.1	1:04.510	143.3	28.122	105.0	2:12.928		99.13	2.501	18:13:11.264
6 -	39.641	139.8	1:04.436	143.3	28.690	105.6	2:12.767		99.25	2.340	18:15:24.031
7 -	42.085	139.8	1:04.505	144.3	28.161	100.1	2:14.751		97.79	4.324	18:17:38.782
8 -	40.302	141.5	1:04.668	141.8	27.573	105.0	2:12.543		99.42	2.116	18:19:51.325
9 -	***39.409***	140.3	***1:03.701***	144.6	***27.317***	***107.2***	***2:10.427***	**(1)**	***101.03***		***18:22:01.752***
10 -	39.800	141.2	1:03.991	144.0	28.483	100.0	2:12.274		99.62	1.847	18:24:14.026
11 -	39.567	141.2	1:03.913	144.3	27.961	104.3	2:11.441		100.25	1.014	18:26:25.467
12 -	40.254	139.8	1:04.113	144.3	27.461	106.8	2:11.828		99.96	1.401	18:28:37.295
13 -	39.607	140.6	1:03.925	144.6	27.494	106.5	2:11.026	**(2)**	100.57	0.599	18:30:48.321

P8 23 Rod Gary PEARSON — Lola T70 Mk3B

IDEAL LAP TIME : 2:10.309 BEST LAP TIME : 2:10.542 DIFFERENCE : 0.233

LAP	SECTOR 1		SECTOR 2		SECTOR 3		LAP TIME		MPH	DIFF	TIME OF DAY
1 -	39.807	***148.7***	1:03.822	***156.4***	28.359	***110.3***	2:11.988		99.84	1.446	18:04:50.725
2 -	39.503	133.6	1:04.519	155.3	28.083	***110.3***	2:12.105		99.75	1.563	18:07:02.830
3 -	39.574	147.8	1:05.232	126.6	IN PIT		2:17.901	**P**	95.55	7.359	18:09:20.731
4 -	OUTLAP	130.0	1:04.192	154.2	28.130	107.0	6:27.303		34.02	4:16.761	18:15:48.034
5 -	40.285	147.4	***1:03.321***	154.9	28.156	108.2	2:11.762	**(3)**	100.01	1.220	18:17:59.796
6 -	43.963	107.2	1:09.115	134.7	IN PIT		2:25.406	**P**	90.62	14.864	18:20:25.202
7 -	OUTLAP	145.5	1:03.642	155.7	28.420	109.4	6:54.472		31.79	4:43.930	18:27:19.674
8 -	***38.965***	141.5	1:03.554	153.5	***28.023***		***2:10.542***	**(1)**	***100.94***		***18:29:30.216***
9 -	39.147	148.1	1:03.422	156.0	28.103		2:10.672	**(2)**	100.84	0.130	18:31:40.888

P9 95 Rod Gary CULVER — Lola T70 Mk3B

IDEAL LAP TIME : 2:10.008 BEST LAP TIME : 2:10.605 DIFFERENCE : 0.597

LAP	SECTOR 1		SECTOR 2		SECTOR 3		LAP TIME		MPH	DIFF	TIME OF DAY
1 -	42.533	130.3	1:07.558	151.8	29.814	98.2	2:19.905		94.19	9.300	18:05:02.286
2 -	41.038	139.8	1:06.038	152.8	29.098	99.2	2:16.174		96.77	5.569	18:07:18.460
3 -	40.980	142.4	1:05.599	***154.6***	29.241	99.7	2:15.820		97.02	5.215	18:09:34.280
4 -	41.728	130.0	1:06.085	153.5	29.089	99.7	2:16.902		96.25	6.297	18:11:51.182
5 -	41.022	137.5	1:06.127	136.6	IN PIT		2:23.698	**P**	91.70	13.093	18:14:14.880
6 -	OUTLAP	137.7	1:03.932	153.2	***27.830***	106.3	5:33.696		39.49	3:23.091	18:19:48.576
7 -	39.498	145.2	***1:03.026***	153.9	28.195	99.7	2:10.719	**(2)**	100.81	0.114	18:21:59.295
8 -	***39.152***	146.5	1:04.538	152.5	28.263	105.3	2:11.953	**(3)**	99.86	1.348	18:24:11.248
9 -	39.597	119.1	1:12.274	153.9	27.954	102.2	2:19.825		94.24	9.220	18:26:31.073
10 -	39.352	144.6	1:05.234	153.9	27.877	106.3	2:12.463		99.48	1.858	18:28:43.536
11 -	39.258	***147.8***	1:03.258	153.9	28.089	***108.0***	***2:10.605***	**(1)**	***100.89***		***18:30:54.141***

P10 52 Sto Robert OLDERSHAW — Lola T290

IDEAL LAP TIME : 2:10.374 BEST LAP TIME : 2:10.982 DIFFERENCE : 0.608

LAP	SECTOR 1		SECTOR 2		SECTOR 3		LAP TIME		MPH	DIFF	TIME OF DAY
1 -	40.254	139.2	1:05.285	146.5	27.895	101.0	2:13.434		98.75	2.452	18:04:21.109
2 -	39.819	142.1	1:04.532	146.2	***27.524***	***104.3***	2:11.875	**(2)**	99.92	0.893	18:06:32.984
3 -	***39.639***	***143.0***	1:04.330	***147.1***	28.040	102.1	2:12.009	**(3)**	99.82	1.027	18:08:44.993
4 -	40.151	141.2	***1:03.211***	***147.1***	27.620	103.8	***2:10.982***	**(1)**	***100.60***		***18:10:55.975***
5 -	40.089	130.5	1:05.059	143.3	IN PIT		2:17.973	**P**	95.50	6.991	18:13:13.948
6 -	OUTLAP	124.7	1:10.779	139.2	IN PIT		4:03.696	**P**	54.07	1:52.714	18:17:17.644

Weather / Track : Cloudy / Dry

Silverstone GP
Circuit Length = 3.6604 miles
Start: 17:59 Flag 18:30 End: 18:33

Silverstone Classic

Yokohama Trophy for FIA Masters Historic Sports Cars

QUALIFYING - RACE 11 - SECTOR ANALYSIS

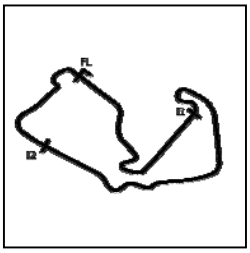

SECTOR 1 = FL to I1, SECTOR 2 = I1 to I2, SECTOR 3 = I2 to FL, DIFF = Difference To Personal Best Lap, P = Crossed Finish Line in Pit Lane, D = Time Disallowed

P11 76 Mar MA.WRIGLEY / MI.WRIGLEY Chevron B19

IDEAL LAP TIME : 2:11.049 BEST LAP TIME : 2:11.640 DIFFERENCE : 0.591

LAP	SECTOR 1		SECTOR 2		SECTOR 3		LAP TIME		MPH	DIFF	TIME OF DAY
1 -	40.663	137.2	1:05.120	146.2	27.758	104.6	2:13.541	(3)	98.67	1.901	18:04:27.497
2 -	39.934	***142.4***	1:04.234	***148.1***	***27.472***	***105.5***	***2:11.640***	**(1)**	***100.10***		***18:06:39.137***
3 -	***39.889***	141.2	1:04.645	143.0	28.049	104.8	2:12.583	(2)	99.39	0.943	18:08:51.720
4 -	39.976	142.1	***1:03.688***	147.1	27.723	105.1	~~2:11.387~~	**D**	100.29		18:11:03.107
5 -	40.593	137.5	1:05.341	140.3	IN PIT		2:14.209	**P**	98.18	2.569	18:13:17.316
6 -	OUTLAP	124.9	1:06.923	144.6	28.907	101.6	4:16.912		51.29	2:05.272	18:17:34.228
7 -	40.729	138.6	1:05.937	142.4	28.632	104.0	2:15.298		97.39	3.658	18:19:49.526
8 -	41.192	133.9	1:05.086	145.2	29.123	88.7	2:15.401		97.32	3.761	18:22:04.927
9 -	40.771	134.7	1:05.425	146.5	28.924	103.8	2:15.120		97.52	3.480	18:24:20.047
10 -	41.462	138.9	1:04.684	145.2	27.716	104.5	2:13.862		98.44	2.222	18:26:33.909
11 -	40.091	140.9	1:06.606	143.0	28.316	102.4	2:15.013		97.60	3.373	18:28:48.922
12 -	44.134	112.7	1:10.024	131.0	IN PIT		2:20.568	**P**	93.74	8.928	18:31:09.490

P12 59 Rod R.BEEBEE / J.BEEBEE Lola T70 Mk3B

IDEAL LAP TIME : 2:11.700 BEST LAP TIME : 2:11.700 DIFFERENCE : 0.000

LAP	SECTOR 1		SECTOR 2		SECTOR 3		LAP TIME		MPH	DIFF	TIME OF DAY
1 -	42.876	138.3	1:06.464	150.8	28.952	102.1	2:18.292		95.28	6.592	18:04:36.284
2 -	41.643	145.5	1:06.292	150.1	28.871	101.3	2:16.806		96.32	5.106	18:06:53.090
3 -	40.349	145.8	1:06.793	149.4	28.710	101.5	2:15.852		97.00	4.152	18:09:08.942
4 -	41.581	140.6	1:07.865	147.4	28.535	101.5	2:17.981		95.50	6.281	18:11:26.923
5 -	42.076	138.0	1:06.134	147.8	IN PIT		2:15.649	**P**	97.14	3.949	18:13:42.572
6 -	OUTLAP	124.0	1:08.495	118.1	30.944	101.2	5:13.747		42.00	3:02.047	18:18:56.319
7 -	41.490	138.6	1:05.575	150.4	28.305	102.7	2:15.370		97.34	3.670	18:21:11.689
8 -	41.189	143.0	1:04.199	151.4	28.076	101.2	2:13.464	(2)	98.73	1.764	18:23:25.153
9 -	40.772	144.6	1:05.136	151.1	29.295	101.5	2:15.203	(3)	97.46	3.503	18:25:40.356
10 -	40.604	142.7	1:05.839	147.1	29.934	***103.7***	2:16.377		96.62	4.677	18:27:56.733
11 -	***40.302***	***146.2***	***1:03.642***	***152.8***	***27.756***	103.5	***2:11.700***	**(1)**	***100.05***		***18:30:08.433***

P13 71 Mar Jonathan MITCHELL Chevron B19

IDEAL LAP TIME : 2:11.671 BEST LAP TIME : 2:11.853 DIFFERENCE : 0.182

LAP	SECTOR 1		SECTOR 2		SECTOR 3		LAP TIME		MPH	DIFF	TIME OF DAY
1 -	41.447	131.3	1:06.653	139.5	28.667	***103.2***	2:16.767		96.35	4.914	18:05:23.903
2 -	***39.946***	135.0	1:08.168	126.6	31.396	96.8	2:19.510		94.45	7.657	18:07:43.413
3 -	40.806	***135.2***	1:04.489	140.9	27.611	102.4	2:12.906	(3)	99.15	1.053	18:09:56.319
4 -	40.128	133.4	***1:04.439***	***142.1***	***27.286***	102.6	***2:11.853***	**(1)**	***99.94***		***18:12:08.172***
5 -	40.280	135.0	1:04.577	139.5	IN PIT		2:13.685	**P**	98.57	1.832	18:14:21.857
6 -	OUTLAP	127.0	1:07.694	135.2	28.767	101.6	4:13.562		51.97	2:01.709	18:18:35.419
7 -	40.283	132.8	1:05.611	136.1	28.191	100.6	2:14.085		98.27	2.232	18:20:49.504
8 -	40.129	132.3	1:05.409	137.7	29.062	101.5	2:14.600		97.90	2.747	18:23:04.104
9 -	40.280	131.5	1:04.500	137.7	27.420	101.0	2:12.200	(2)	99.68	0.347	18:25:16.304
10 -	42.195	113.7	1:08.082	135.5	30.677	101.3	2:20.954		93.49	9.101	18:27:37.258
11 -	40.047	133.9	1:09.964	105.5	IN PIT		2:21.784	**P**	92.94	9.931	18:29:59.042

P14 80 Sto Henry FLETCHER Chevron B26

IDEAL LAP TIME : 2:11.579 BEST LAP TIME : 2:12.012 DIFFERENCE : 0.433

LAP	SECTOR 1		SECTOR 2		SECTOR 3		LAP TIME		MPH	DIFF	TIME OF DAY
1 -	40.482	136.9	1:05.076	141.8	***27.811***	102.1	2:13.369	(3)	98.80	1.357	18:04:20.532
2 -	39.781	138.3	1:04.282	142.1	28.097	100.6	2:12.160	(2)	99.71	0.148	18:06:32.692
3 -	***39.734***	138.9	***1:04.034***	142.4	28.244	98.8	***2:12.012***	**(1)**	***99.82***		***18:08:44.704***
4 -	42.298	137.5	1:04.427	142.1	34.916	101.8	2:21.641		93.03	9.629	18:11:06.345
5 -	40.948	133.4	1:04.547	140.6	IN PIT		2:13.846	**P**	98.45	1.834	18:13:20.191
6 -	OUTLAP	133.1	1:04.665	142.7	29.360	97.1	5:51.302		37.51	3:39.290	18:19:11.493
7 -	41.291	137.2	1:04.735	141.8	28.002	***103.8***	2:14.028		98.32	2.016	18:21:25.521
8 -	40.635	***139.2***	1:04.320	***143.0***	30.696	102.6	2:15.651		97.14	3.639	18:23:41.172
9 -	44.409	120.0	1:04.814	141.2	IN PIT		2:18.632	**P**	95.05	6.620	18:25:59.804

Weather / Track : Cloudy / Dry

Silverstone GP
Circuit Length = 3.6604 miles
Start: 17:59 Flag 18:30 End: 18:33

Silverstone Classic

Yokohama Trophy for FIA Masters Historic Sports Cars

QUALIFYING - RACE 11 - SECTOR ANALYSIS

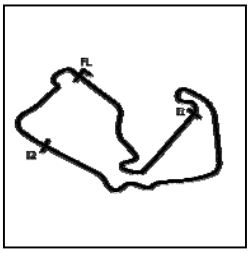

SECTOR 1 = FL to I1, SECTOR 2 = I1 to I2, SECTOR 3 = I2 to FL, DIFF = Difference To Personal Best Lap, P = Crossed Finish Line in Pit Lane, D = Time Disallowed

P15 57 Mar ADELMAN / HALL — Lola T210

IDEAL LAP TIME : 2:11.423 BEST LAP TIME : 2:12.044 DIFFERENCE : 0.621

LAP	SECTOR 1		SECTOR 2		SECTOR 3		LAP TIME		MPH	DIFF	TIME OF DAY
1 -	42.582	135.0	1:07.758	145.2	29.406	102.1	2:19.746		94.29	7.702	18:05:14.692
2 -	41.792	133.6	1:06.582	145.2	28.876	103.7	2:17.250		96.01	5.206	18:07:31.942
3 -	41.211	135.8	1:06.046	***146.8***	29.401	99.5	2:16.658		96.42	4.614	18:09:48.600
4 -	41.685	131.0	1:06.640	146.2	IN PIT		2:17.976	**P**	95.50	5.932	18:12:06.576
5 -	OUTLAP	128.5	1:07.764	141.8	29.118	102.6	4:59.900		43.94	2:47.856	18:17:06.476
6 -	41.074	138.0	1:05.124	143.0	28.137	104.2	2:14.335		98.09	2.291	18:19:20.811
7 -	40.473	139.5	1:05.286	144.6	28.336	101.0	2:14.095		98.27	2.051	18:21:34.906
8 -	40.763	136.3	1:04.328	144.0	27.668	104.3	2:12.759	**(3)**	99.26	0.715	18:23:47.665
9 -	40.672	***140.3***	1:03.717	144.3	27.714	***104.8***	2:12.103	**(2)**	99.75	0.059	18:25:59.768
10 -	***40.436***	***140.3***	***1:03.506***	144.9	28.102	100.7	***2:12.044***	**(1)**	***99.79***		***18:28:11.812***
11 -	41.839	139.5	1:03.744	144.3	***27.481***	***104.8***	2:13.064		99.03	1.020	18:30:24.876

P16 58 Rod LYNN / HADDON — Lola T70 Mk3B

IDEAL LAP TIME : 2:12.363 BEST LAP TIME : 2:12.363 DIFFERENCE : 0.000

LAP	SECTOR 1		SECTOR 2		SECTOR 3		LAP TIME		MPH	DIFF	TIME OF DAY
1 -	41.897	133.4	1:08.330	152.5	30.080	102.1	2:20.307		93.92	7.944	18:05:26.210
2 -	41.138	***148.4***	1:06.541	154.9	30.364	93.7	2:18.043		95.46	5.680	18:07:44.253
3 -	43.383	136.6	1:07.569	155.3	29.710	103.0	2:20.662		93.68	8.299	18:10:04.915
4 -	40.971	148.1	1:06.070	155.7	29.375	100.7	2:16.416		96.60	4.053	18:12:21.331
5 -	41.264	145.8	1:05.616	153.9	29.726	***105.1***	2:16.606		96.46	4.243	18:14:37.937
6 -	41.171	144.0	1:05.968	154.6	IN PIT		2:17.019	**P**	96.17	4.656	18:16:54.956
7 -	OUTLAP	129.8	1:07.704	151.8	30.360	102.2	4:18.379		51.00	2:06.016	18:21:13.335
8 -	40.803	145.2	1:04.772	***157.9***	28.782	99.5	2:14.357	**(2)**	98.08	1.994	18:23:27.692
9 -	41.044	146.2	1:05.142	157.5	28.446	102.1	2:14.632	**(3)**	97.88	2.269	18:25:42.324
10 -	41.561	147.8	1:04.544	152.8	29.109	101.8	2:15.214		97.45	2.851	18:27:57.538
11 -	***40.085***	145.8	***1:04.212***	***157.9***	***28.066***	104.0	***2:12.363***	**(1)**	***99.55***		***18:30:09.901***

P17 210 Mar David TOMLIN — Lola T210

IDEAL LAP TIME : 2:13.234 BEST LAP TIME : 2:14.338 DIFFERENCE : 1.104

LAP	SECTOR 1		SECTOR 2		SECTOR 3		LAP TIME		MPH	DIFF	TIME OF DAY
1 -	40.660	***138.6***	1:06.748	142.1	28.370	***102.6***	2:15.778	**(2)**	97.05	1.440	18:04:36.541
2 -	40.623	138.0	1:05.788	140.6	***27.927***	101.9	***2:14.338***	**(1)**	***98.09***		***18:06:50.879***
3 -	***40.269***	137.7	1:18.157	129.5	33.769	102.4	2:32.195	**(3)**	86.58	17.857	18:09:23.074
4 -	40.379	136.6	***1:05.038***	***143.7***	28.340	98.1	~~2:13.757~~	**D**	98.52		18:11:36.831
5 -	41.334	134.4	1:06.797	118.1	IN PIT		2:20.412	**P**	93.85	6.074	18:13:57.243

P18 17 Inv N.HALUSA / L.HALUSA — Alfa Romeo 33TT3

IDEAL LAP TIME : 2:15.120 BEST LAP TIME : 2:15.373 DIFFERENCE : 0.253

LAP	SECTOR 1		SECTOR 2		SECTOR 3		LAP TIME		MPH	DIFF	TIME OF DAY
1 -	43.058	131.3	1:07.671	137.7	29.787	100.0	2:20.516		93.78	5.143	18:05:03.771
2 -	41.902	131.3	1:06.906	138.0	***28.106***	101.8	2:16.914		96.24	1.541	18:07:20.685
3 -	***41.059***	***133.9***	1:06.047	***139.2***	28.267	97.9	***2:15.373***	**(1)**	***97.34***		***18:09:36.058***
4 -	41.312	132.8	1:06.666	138.3	29.367	101.9	2:17.345		95.94	1.972	18:11:53.403
5 -	41.563	130.8	1:06.263	136.6	IN PIT		2:22.947	**P**	92.18	7.574	18:14:16.350
6 -	OUTLAP	127.5	1:08.179	136.1	29.603	84.4	3:47.287		57.97	1:31.914	18:18:03.637
7 -	44.145	128.8	1:06.390	136.1	29.887	90.0	2:20.422		93.84	5.049	18:20:24.059
8 -	43.356	129.8	1:06.908	136.6	28.436	98.8	2:18.700		95.00	3.327	18:22:42.759
9 -	42.147	127.5	***1:05.955***	137.7	28.521	101.2	2:16.623	**(3)**	96.45	1.250	18:24:59.382
10 -	41.918	131.0	1:06.316	138.6	28.731	***102.1***	2:16.965		96.21	1.592	18:27:16.347
11 -	41.838	132.1	1:07.370	137.5	28.707	101.2	2:17.915		95.55	2.542	18:29:34.262
12 -	41.550	130.8	1:05.983	137.7	28.616	100.9	2:16.149	**(2)**	96.78	0.776	18:31:50.411

Weather / Track : Cloudy / Dry

Silverstone GP
Circuit Length = 3.6604 miles
Start: 17:59 Flag 18:30 End: 18:33

Silverstone Classic

Yokohama Trophy for FIA Masters Historic Sports Cars

QUALIFYING - RACE 11 - SECTOR ANALYSIS

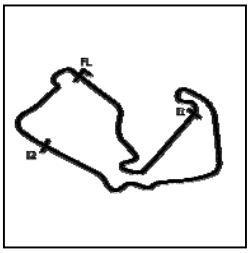

SECTOR 1 = FL to I1, SECTOR 2 = I1 to I2, SECTOR 3 = I2 to FL, DIFF = Difference To Personal Best Lap, P = Crossed Finish Line in Pit Lane, D = Time Disallowed

P19 27 Sif John SHELDON Chevron B16

IDEAL LAP TIME : BEST LAP TIME : 2:16.188 DIFFERENCE :

LAP	SECTOR 1	SECTOR 2	SECTOR 3	LAP TIME		MPH	DIFF	TIME OF DAY
1 -				2:22.349		92.57	6.161	18:04:46.853
2 -				2:22.311		92.59	6.123	18:07:09.164
3 -				2:21.273		93.27	5.085	18:09:30.437
4 -			***IN PIT***	2:33.031	**P**	86.11	16.843	18:12:03.468
5 -				5:18.032		41.43	3:01.844	18:17:21.501
6 -				2:20.200		93.99	4.012	18:19:41.701
7 -				2:18.712	**(3)**	95.00	2.524	18:22:00.413
8 -				2:20.587		93.73	4.399	18:24:21.000
9 -				2:29.375		88.21	13.187	18:26:50.375
10 -				2:16.599	**(2)**	96.47	0.411	18:29:06.974
11 -				***2:16.188***	**(1)**	***96.76***		***18:31:23.162***

P20 123 Sif Ross HYETT Chevron B16

IDEAL LAP TIME : 2:16.955 BEST LAP TIME : 2:17.040 DIFFERENCE : 0.085

LAP	SECTOR 1		SECTOR 2		SECTOR 3		LAP TIME		MPH	DIFF	TIME OF DAY
1 -	42.389	133.4	1:18.567	132.1	29.198	99.8	2:30.154		87.76	13.114	18:04:56.443
2 -	***41.756***	***135.8***	1:06.708	***137.2***	29.010	100.3	2:17.474	**(2)**	95.85	0.434	18:07:13.917
3 -	41.983	135.2	1:08.047	***137.2***	29.329	97.3	2:19.359	**(3)**	94.56	2.319	18:09:33.276
4 -	42.352	129.8	1:08.132	134.7	IN PIT		2:23.184	**P**	92.03	6.144	18:11:56.460
5 -	OUTLAP	132.3	1:07.474	136.1	29.764	99.1	8:12.087		26.77	5:55.047	18:20:08.547
6 -	41.841	135.2	***1:06.531***	136.9	***28.668***	99.5	***2:17.040***	**(1)**	***96.16***		***18:22:25.587***
7 -	49.453	92.5	1:10.407	113.1	IN PIT		2:31.721	**P**	86.85	14.681	18:24:57.308

P21 192 Bon THOMAS / LOCKIE Chevron B8

IDEAL LAP TIME : 2:19.044 BEST LAP TIME : 2:19.100 DIFFERENCE : 0.056

LAP	SECTOR 1		SECTOR 2		SECTOR 3		LAP TIME		MPH	DIFF	TIME OF DAY
1 -	42.625	***134.2***	1:08.098	134.2	29.752	96.0	2:20.475		93.80	1.375	18:04:45.668
2 -	42.853	132.8	1:08.114	133.9	29.331	95.8	2:20.298		93.92	1.198	18:07:05.966
3 -	42.659	129.0	1:07.725	***134.4***	29.868	98.1	~~2:20.252~~	**D**	93.95	1.152	18:09:26.218
4 -	***42.056***	132.3	***1:07.722***	134.2	29.322	***98.2***	***2:19.100***	**(1)**	***94.73***		***18:11:45.318***
5 -	42.813	131.3	1:09.340	133.6	IN PIT		2:20.718	**P**	93.64	1.618	18:14:06.036
6 -	OUTLAP	130.0	1:08.531	133.6	30.226	95.1	4:13.104		52.06	1:54.004	18:18:19.140
7 -	42.539	131.8	1:08.614	133.9	30.139	96.4	2:21.292		93.26	2.192	18:20:40.432
8 -	42.144	132.1	1:08.324	133.9	29.665	93.2	2:20.133		94.03	1.033	18:23:00.565
9 -	44.005	121.3	1:08.349	133.9	29.998	95.0	2:22.352		92.57	3.252	18:25:22.917
10 -	42.436	132.1	1:07.916	133.9	29.628	94.6	2:19.980	**(3)**	94.14	0.880	18:27:42.897
11 -	42.185	132.3	1:08.155	133.9	***29.266***	92.4	2:19.606	**(2)**	94.39	0.506	18:30:02.503
12 -	47.956	106.3	1:11.017	122.2	IN PIT		2:37.634	**P**	83.59	18.534	18:32:40.137

P22 53 Bon Chris LILLINGSTON-PRICE Chevron B8

IDEAL LAP TIME : 2:19.577 BEST LAP TIME : 2:19.809 DIFFERENCE : 0.232

LAP	SECTOR 1		SECTOR 2		SECTOR 3		LAP TIME		MPH	DIFF	TIME OF DAY
1 -	44.314	129.8	1:09.331	135.2	29.700	96.1	2:23.345		91.93	3.536	18:05:03.563
2 -	42.551	131.0	1:08.619	***138.9***	29.561	94.2	2:20.731		93.63	0.922	18:07:24.294
3 -	***42.331***	131.3	1:08.112	135.0	29.522	97.8	2:19.965	**(2)**	94.15	0.156	18:09:44.259
4 -	42.360	129.8	1:08.253	135.8	29.715	97.2	2:20.328		93.90	0.519	18:12:04.587
5 -	42.477	129.5	1:08.897	134.7	IN PIT		2:21.838	**P**	92.90	2.029	18:14:26.425
6 -	OUTLAP	127.8	1:08.881	134.7	29.839	92.5	5:29.650		39.97	3:09.841	18:19:56.075
7 -	42.613	131.3	1:08.106	134.7	29.305	98.6	2:20.024	**(3)**	94.11	0.215	18:22:16.099
8 -	58.812	125.2	1:09.046	133.1	29.429	***98.8***	2:37.287		83.78	17.478	18:24:53.386
9 -	43.141	127.8	1:08.928	133.1	29.518	95.5	2:21.587		93.07	1.778	18:27:14.973
10 -	42.488	130.0	***1:07.999***	135.0	29.894	96.8	2:20.381		93.87	0.572	18:29:35.354
11 -	42.335	***131.8***	1:08.227	135.0	***29.247***	97.8	***2:19.809***	**(1)**	***94.25***		***18:31:55.163***

Weather / Track : Cloudy / Dry

Silverstone GP
Circuit Length = 3.6604 miles
Start: 17:59 Flag 18:30 End: 18:33

Silverstone Classic

Yokohama Trophy for FIA Masters Historic Sports Cars

QUALIFYING - RACE 11 - SECTOR ANALYSIS

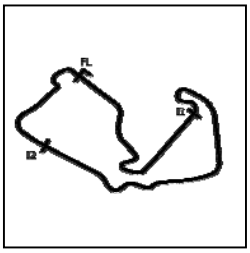

SECTOR 1 = FL to I1, SECTOR 2 = I1 to I2, SECTOR 3 = I2 to FL, DIFF = Difference To Personal Best Lap, P = Crossed Finish Line in Pit Lane, D = Time Disallowed

P23 19 Bon A.OWEN / M.OWEN — Chevron B8

IDEAL LAP TIME : 2:19.939 BEST LAP TIME : 2:19.939 DIFFERENCE : 0.000

LAP	SECTOR 1		SECTOR 2		SECTOR 3		LAP TIME		MPH	DIFF	TIME OF DAY
1 -	42.864	129.5	1:08.361	***143.0***	29.582	***99.2***	2:20.807	**(2)**	93.58	0.868	18:04:46.183
2 -	***42.833***	132.6	***1:07.844***	140.6	***29.262***	98.1	***2:19.939***	**(1)**	***94.16***		***18:07:06.122***
3 -	43.298	***132.8***	1:08.428	138.0	IN PIT		2:20.539	**P**	93.76	0.600	18:09:26.661
4 -	OUTLAP	123.3	1:10.718	136.9	30.743	95.7	4:09.652		52.78	1:49.713	18:13:36.313
5 -	44.076	130.0	1:10.123	136.3	30.659	96.4	2:24.858		90.97	4.919	18:16:01.171
6 -	44.007	129.8	1:09.946	136.9	30.474	97.2	2:24.427		91.24	4.488	18:18:25.598
7 -	44.743	129.5	1:10.858	135.0	30.322	98.9	2:25.923		90.30	5.984	18:20:51.521
8 -	43.975	130.3	1:09.730	136.3	30.051	98.6	2:23.756	**(3)**	91.66	3.817	18:23:15.277
9 -	46.161	130.0	1:10.215	138.0	30.332	95.1	2:26.708		89.82	6.769	18:25:41.985
10 -	44.590	131.0	1:09.894	136.9	30.124	92.1	2:24.608		91.12	4.669	18:28:06.593
11 -	45.733	129.8	1:10.469	137.7	29.895	96.8	2:26.097		90.19	6.158	18:30:32.690

P24 16 Hul JOLLY / FARTHING — Cooper Monaco T61M

IDEAL LAP TIME : 2:21.752 BEST LAP TIME : 2:21.872 DIFFERENCE : 0.120

LAP	SECTOR 1		SECTOR 2		SECTOR 3		LAP TIME		MPH	DIFF	TIME OF DAY
1 -	44.877	129.8	1:10.807	154.2	31.105	96.0	2:26.789		89.77	4.917	18:05:38.972
2 -	43.468	132.6	1:09.144	154.9	31.296	94.3	2:23.908		91.57	2.036	18:08:02.880
3 -	42.910	139.5	***1:08.071***	***159.0***	***30.891***	97.3	***2:21.872***	**(1)**	***92.88***		***18:10:24.752***
4 -	43.162	140.1	1:08.520	157.5	31.048	97.6	2:22.730	**(2)**	92.32	0.858	18:12:47.482
5 -	43.101	***143.7***	1:09.037	157.5	IN PIT		2:24.843	**P**	90.97	2.971	18:15:12.325
6 -	OUTLAP	124.0	1:11.013	155.7	32.132	94.5	4:18.063		51.06	1:56.191	18:19:30.388
7 -	44.272	123.3	1:10.359	152.8	39.643	58.0	2:34.274		85.41	12.402	18:22:04.662
8 -	47.863	130.3	1:11.564	151.4	32.154	97.3	2:31.581		86.93	9.709	18:24:36.243
9 -	43.673	131.8	1:09.789	148.1	31.906	97.8	2:25.368		90.65	3.496	18:27:01.611
10 -	43.239	139.2	1:08.825	147.4	31.541	***100.7***	2:23.605		91.76	1.733	18:29:25.216
11 -	***42.790***	138.3	1:09.004	157.1	31.538	99.7	2:23.332	**(3)**	91.93	1.460	18:31:48.548

P25 41 Bon Till BECHTOLSHEIMER — Chevron B8

IDEAL LAP TIME : 2:21.861 BEST LAP TIME : 2:22.090 DIFFERENCE : 0.229

LAP	SECTOR 1		SECTOR 2		SECTOR 3		LAP TIME		MPH	DIFF	TIME OF DAY
1 -	44.006	120.0	1:10.965	132.6	30.538	93.2	2:25.509		90.56	3.419	18:05:00.008
2 -	43.452	122.4	1:10.810	133.1	IN PIT		2:28.362	**P**	88.82	6.272	18:07:28.370
3 -	OUTLAP	120.0	1:12.102	131.8	31.198	89.8	4:03.063		54.21	1:40.973	18:11:31.433
4 -	43.623	126.1	1:09.181	133.1	30.498	94.5	2:23.302		91.95	1.212	18:13:54.735
5 -	42.979	125.6	1:09.613	129.8	30.321	93.7	2:22.913	**(3)**	92.20	0.823	18:16:17.648
6 -	43.214	124.2	1:09.685	131.3	30.658	93.4	2:23.557		91.79	1.467	18:18:41.205
7 -	43.534	126.1	1:09.594	130.0	***29.974***	93.4	2:23.102		92.08	1.012	18:21:04.307
8 -	43.072	127.8	***1:08.973***	131.0	30.045	95.5	***2:22.090***	**(1)**	***92.74***		***18:23:26.397***
9 -	***42.914***	127.3	1:09.197	***133.6***	29.986	94.6	2:22.097	**(2)**	92.73	0.007	18:25:48.494
10 -	43.371	***128.0***	1:09.517	133.1	30.354	93.9	2:23.242		91.99	1.152	18:28:11.736
11 -	44.171	125.9	1:08.988	132.8	30.053	***96.1***	2:23.212		92.01	1.122	18:30:34.948

Weather / Track : Cloudy / Dry

Silverstone GP
Circuit Length = 3.6604 miles
Start: 17:59 Flag 18:30 End: 18:33

Silverstone Classic

Yokohama Trophy for FIA Masters Historic Sports Cars

QUALIFYING - RACE 11 - SECTOR ANALYSIS

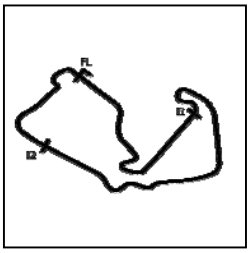

SECTOR 1 = FL to I1, SECTOR 2 = I1 to I2, SECTOR 3 = I2 to FL, DIFF = Difference To Personal Best Lap, P = Crossed Finish Line in Pit Lane, D = Time Disallowed

P26 199 Bon Frazer GIBNEY Chevron B8

IDEAL LAP TIME : 2:21.604 BEST LAP TIME : 2:22.161 DIFFERENCE : 0.557

LAP	SECTOR 1		SECTOR 2		SECTOR 3		LAP TIME		MPH	DIFF	TIME OF DAY
1 -	44.123	128.3	1:10.683	***135.0***	30.735	92.9	2:25.541		90.54	3.380	18:05:14.082
2 -	44.600	***128.5***	1:09.818	133.4	29.921	94.6	2:24.339		91.29	2.178	18:07:38.421
3 -	43.282	128.0	1:09.670	133.9	29.941	95.5	2:22.893	**(3)**	92.22	0.732	18:10:01.314
4 -	43.234	128.0	1:09.999	134.2	29.556	96.2	2:22.789	**(2)**	92.28	0.628	18:12:24.103
5 -	43.321	125.9	***1:09.201***	133.4	29.639	96.0	***2:22.161***	**(1)**	***92.69***		***18:14:46.264***
6 -	44.043	126.3	1:09.823	133.1	29.945	93.4	2:23.811		91.63	1.650	18:17:10.075
7 -	43.240	127.5	1:09.744	132.8	30.033	***96.4***	2:23.017		92.14	0.856	18:19:33.092
8 -	44.250	126.6	1:09.511	134.4	32.174	80.9	2:25.935		90.29	3.774	18:21:59.027
9 -	45.872	127.8	1:09.569	133.1	***29.363***	***96.4***	2:24.804		91.00	2.643	18:24:23.831
10 -	43.076	117.1	1:09.662	***135.0***	30.190	95.0	2:22.928		92.19	0.767	18:26:46.759
11 -	43.075	126.1	1:10.505	133.4	29.707	94.9	2:23.287		91.96	1.126	18:29:10.046
12 -	***43.040***	127.8	1:09.401	133.4	30.570	93.2	2:23.011		92.14	0.850	18:31:33.057

P27 5 Inv Tony SINCLAIR Lola T70 Spyder Mk1

IDEAL LAP TIME : 2:22.148 BEST LAP TIME : 2:22.243 DIFFERENCE : 0.095

LAP	SECTOR 1		SECTOR 2		SECTOR 3		LAP TIME		MPH	DIFF	TIME OF DAY
1 -	43.865	141.2	1:10.542	152.1	31.127	93.2	2:25.534		90.54	3.291	18:05:17.741
2 -	43.390	133.4	1:10.527	150.4	31.586	91.5	2:25.503		90.56	3.260	18:07:43.244
3 -	44.071	142.4	1:09.841	152.8	30.720	***97.3***	2:24.632		91.11	2.389	18:10:07.876
4 -	43.284	134.7	1:09.343	152.5	31.003	96.4	2:23.630	**(2)**	91.74	1.387	18:12:31.506
5 -	42.642	143.7	***1:09.140***	***159.4***	***30.461***	96.1	***2:22.243***	**(1)**	***92.64***		***18:14:53.749***
6 -	43.407	136.1	1:11.336	154.9	34.797	78.5	2:29.540		88.12	7.297	18:17:23.289
7 -	44.721	124.7	1:22.433	123.1	IN PIT		2:44.498	**P**	80.10	22.255	18:20:07.787
8 -	OUTLAP	134.7	1:13.329	159.0	31.034	90.8	5:40.060		38.75	3:17.817	18:25:47.847
9 -	42.998	145.5	1:17.179	155.7	30.830	96.6	2:31.007		87.26	8.764	18:28:18.854
10 -	***42.547***	***148.4***	1:10.241	151.4	31.147	86.4	2:23.935	**(3)**	91.55	1.692	18:30:42.789

P28 117 Hul Ian SIMMONDS Lola T70 Mk1 Spyder

IDEAL LAP TIME : 2:21.166 BEST LAP TIME : 2:22.259 DIFFERENCE : 1.093

LAP	SECTOR 1		SECTOR 2		SECTOR 3		LAP TIME		MPH	DIFF	TIME OF DAY
1 -	43.543	146.2	1:09.167	155.3	***30.165***	92.5	2:22.875	**(3)**	92.23	0.616	18:04:44.746
2 -	44.653	124.2	1:10.848	152.1	30.577	95.5	2:26.078		90.21	3.819	18:07:10.824
3 -	43.397	145.8	1:08.562	***158.6***	30.300	95.8	***2:22.259***	**(1)**	***92.63***		***18:09:33.083***
4 -	44.863	140.6	1:09.608	158.2	30.619	97.8	2:25.090		90.82	2.831	18:11:58.173
5 -	43.201	141.2	1:08.895	157.1	30.951	95.7	2:23.047		92.12	0.788	18:14:21.220
6 -	45.383	141.8	1:10.686	142.7	31.450	95.5	2:27.519		89.32	5.260	18:16:48.739
7 -	***42.921***	150.4	1:08.693	***158.6***	31.750	96.0	2:23.364		91.91	1.105	18:19:12.103
8 -	46.192	138.6	1:15.848	137.2	IN PIT		2:36.754	**P**	84.06	14.495	18:21:48.857
9 -	OUTLAP	131.3	1:09.614	151.1	31.261	92.8	3:38.239		60.38	1:15.980	18:25:27.096
10 -	43.431	***150.8***	***1:08.080***	158.2	30.801	***98.2***	2:22.312	**(2)**	92.59	0.053	18:27:49.408
11 -	1:05.892	131.8	1:17.146	133.9	IN PIT		2:56.122	**P**	74.82	33.863	18:30:45.530

Weather / Track : Cloudy / Dry

Silverstone GP
Circuit Length = 3.6604 miles
Start: 17:59 Flag 18:30 End: 18:33

Silverstone Classic

Yokohama Trophy for FIA Masters Historic Sports Cars

QUALIFYING - RACE 11 - SECTOR ANALYSIS

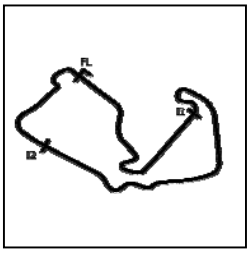

SECTOR 1 = FL to I1, SECTOR 2 = I1 to I2, SECTOR 3 = I2 to FL, DIFF = Difference To Personal Best Lap, P = Crossed Finish Line in Pit Lane, D = Time Disallowed

P29 163 Bon Roderick JACK — Chevron B8

IDEAL LAP TIME : 2:21.589 BEST LAP TIME : 2:22.291 DIFFERENCE : 0.702

LAP	SECTOR 1		SECTOR 2		SECTOR 3		LAP TIME		MPH	DIFF	TIME OF DAY
1 -	43.922	126.6	1:11.080	132.8	30.867	92.9	2:25.869		90.33	3.578	18:05:40.675
2 -	43.644	126.8	1:11.064	133.6	31.037	98.5	2:25.745		90.41	3.454	18:08:06.420
3 -	43.372	126.8	1:09.943	134.4	30.625	96.8	2:23.940		91.55	1.649	18:10:30.360
4 -	43.135	126.8	1:09.781	133.1	30.518	98.2	2:23.434	(3)	91.87	1.143	18:12:53.794
5 -	47.323	120.2	1:10.414	133.1	30.425	98.5	2:28.162		88.94	5.871	18:15:21.956
6 -	43.642	125.6	1:11.741	132.3	30.704	97.2	2:26.087		90.20	3.796	18:17:48.043
7 -	44.491	124.7	1:10.493	133.4	30.704	***98.8***	2:25.688		90.45	3.397	18:20:13.731
8 -	43.432	127.3	1:08.927	133.6	***29.932***	97.8	***2:22.291***	(1)	***92.61***		***18:22:36.022***
9 -	***42.824***	127.8	***1:08.833***	***134.7***	30.641	82.1	2:22.298	(2)	92.60	0.007	18:24:58.320
10 -	45.477	126.8	1:10.379	132.3	30.607	97.3	2:26.463		89.97	4.172	18:27:24.783
11 -	43.059	***128.3***	1:09.745	128.8	30.953	97.8	2:23.757		91.66	1.466	18:29:48.540
12 -	43.623	107.0	1:15.024	97.9	IN PIT		2:40.931	P	81.88	18.640	18:32:29.471

P30 441 Inv Steve HODGES — Chevron B16

IDEAL LAP TIME : 2:22.378 BEST LAP TIME : 2:22.378 DIFFERENCE : 0.000

LAP	SECTOR 1		SECTOR 2		SECTOR 3		LAP TIME		MPH	DIFF	TIME OF DAY
1 -	***43.966***	***124.9***	***1:08.683***	***137.5***	***29.729***	***96.6***	***2:22.378***	(1)	***92.55***		***18:08:27.046***
2 -	44.183	117.9	1:08.922	136.3	30.277	92.9	2:23.382	(2)	91.90	1.004	18:10:50.428
3 -	44.567	119.4	1:09.638	130.8	31.116	93.9	2:25.321	(3)	90.68	2.943	18:13:15.749
4 -	45.986	114.5	1:10.407	125.9	31.782	84.0	2:28.175		88.93	5.797	18:15:43.924
5 -	49.103	107.8	1:13.766	122.0	IN PIT		2:36.412	P	84.25	14.034	18:18:20.336

P31 29 Hul AHLERS / BELLINGER — Cooper Monaco T61M King Cobra

IDEAL LAP TIME : 2:22.171 BEST LAP TIME : 2:22.561 DIFFERENCE : 0.390

LAP	SECTOR 1		SECTOR 2		SECTOR 3		LAP TIME		MPH	DIFF	TIME OF DAY
1 -	44.549	138.6	1:09.623	148.4	31.168	97.1	2:25.340		90.66	2.779	18:05:11.025
2 -	43.674	135.8	1:09.824	151.1	30.400	95.0	2:23.898	(3)	91.57	1.337	18:07:34.923
3 -	***42.825***	134.4	1:09.148	149.7	30.678	95.7	2:22.651	(2)	92.37	0.090	18:09:57.574
4 -	43.215	138.9	***1:09.085***	***151.8***	***30.261***	95.0	***2:22.561***	(1)	***92.43***		***18:12:20.135***
5 -	48.976	108.7	1:16.553	119.4	IN PIT		2:39.191	P	82.77	16.630	18:14:59.326
6 -	OUTLAP	131.8	1:12.039	145.2	31.961	***97.5***	6:31.178		33.68	4:08.617	18:21:30.504
7 -	45.109	122.6	1:10.827	145.2	30.984	95.4	2:26.920		89.69	4.359	18:23:57.424
8 -	44.353	135.2	1:10.550	149.7	31.322	96.2	2:26.225		90.11	3.664	18:26:23.649
9 -	44.305	***139.8***	1:10.732	148.7	31.038	94.1	2:26.075		90.21	3.514	18:28:49.724
10 -	44.569	125.6	1:10.753	145.5	IN PIT		2:27.715	P	89.21	5.154	18:31:17.439

P32 72 Hul COOK / STANLEY — Ford GT40

IDEAL LAP TIME : 2:23.690 BEST LAP TIME : 2:23.925 DIFFERENCE : 0.235

LAP	SECTOR 1		SECTOR 2		SECTOR 3		LAP TIME		MPH	DIFF	TIME OF DAY
1 -	46.097	114.3	1:13.630	140.6	33.090	96.5	2:32.817		86.23	8.892	18:05:27.583
2 -	44.076	130.5	1:10.937	143.0	31.206	96.9	2:26.219		90.12	2.294	18:07:53.802
3 -	44.634	122.0	1:11.427	138.0	IN PIT		2:26.688	P	89.83	2.763	18:10:20.490
4 -	OUTLAP	134.4	1:10.343	150.4	31.309	96.4	4:00.018		54.90	1:36.093	18:14:20.508
5 -	43.905	140.1	1:09.985	149.1	31.424	97.2	2:25.314		90.68	1.389	18:16:45.822
6 -	43.413	138.9	1:09.915	148.1	31.037	96.1	2:24.365	(3)	91.28	0.440	18:19:10.187
7 -	44.173	138.0	***1:09.606***	150.4	30.796	96.9	2:24.575		91.14	0.650	18:21:34.762
8 -	43.606	139.8	1:09.638	148.7	31.003	***98.1***	2:24.247	(2)	91.35	0.322	18:23:59.009
9 -	43.662	140.6	1:10.366	128.3	33.444	95.8	2:27.472		89.35	3.547	18:26:26.481
10 -	43.465	139.5	1:10.720	115.9	33.522	97.2	2:27.707		89.21	3.782	18:28:54.188
11 -	***43.327***	***140.9***	1:09.841	***152.1***	***30.757***	96.4	***2:23.925***	(1)	***91.56***		***18:31:18.113***

Weather / Track : Cloudy / Dry

Silverstone GP
Circuit Length = 3.6604 miles
Start: 17:59 Flag 18:30 End: 18:33

Silverstone Classic

Yokohama Trophy for FIA Masters Historic Sports Cars

QUALIFYING - RACE 11 - SECTOR ANALYSIS

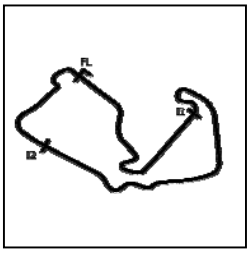

SECTOR 1 = FL to I1, SECTOR 2 = I1 to I2, SECTOR 3 = I2 to FL, DIFF = Difference To Personal Best Lap, P = Crossed Finish Line in Pit Lane, D = Time Disallowed

P33 177 Hul HARTOGS / NUTHALL — Ford GT40

IDEAL LAP TIME : 2:26.041 BEST LAP TIME : 2:26.265 DIFFERENCE : 0.224

LAP	SECTOR 1		SECTOR 2		SECTOR 3		LAP TIME		MPH	DIFF	TIME OF DAY
1 -	44.384	127.8	1:10.870	146.8	***31.448***	97.1	2:26.702	(3)	89.82	0.437	18:05:13.720
2 -	45.339	116.7	1:12.303	144.0	33.741	95.3	2:31.383		87.04	5.118	18:07:45.103
3 -	44.381	***134.4***	***1:10.369***	***149.1***	31.548	***97.2***	2:26.298	(2)	90.07	0.033	18:10:11.401
4 -	***44.224***	130.0	1:10.587	148.7	31.454	96.8	***2:26.265***	(1)	***90.09***		***18:12:37.666***
5 -	44.575	***134.4***	1:11.187	141.2	IN PIT		2:26.730	P	89.80	0.465	18:15:04.396
6 -	OUTLAP	111.1	1:20.412	104.3	IN PIT		4:17.190	P	51.23	1:50.925	18:19:21.586
7 -	OUTLAP	120.0	1:16.176	119.1	33.459	90.8	3:59.457		55.03	1:33.192	18:23:21.043
8 -	48.090	127.0	1:15.151	136.6	32.943	86.7	2:36.184		84.37	9.919	18:25:57.227
9 -	50.171	114.5	1:15.430	132.6	33.798	88.3	2:39.399		82.67	13.134	18:28:36.626
10 -	1:07.083	120.4	1:16.137	133.1	33.897	88.0	2:57.117		74.40	30.852	18:31:33.743

P34 90 Bon Martin LAUBER — Chevron B8

IDEAL LAP TIME : 2:27.356 BEST LAP TIME : 2:28.145 DIFFERENCE : 0.789

LAP	SECTOR 1		SECTOR 2		SECTOR 3		LAP TIME		MPH	DIFF	TIME OF DAY
1 -	50.800	125.9	1:16.422	134.2	IN PIT		2:41.411	P	81.64	13.266	18:06:00.085
2 -	OUTLAP	113.7	1:14.204	132.8	31.407	86.5	5:21.800		40.95	2:53.655	18:11:21.885
3 -	47.660	119.1	1:13.684	133.6	32.499	92.5	2:33.843		85.65	5.698	18:13:55.728
4 -	***45.571***	***126.1***	1:12.659	131.8	31.354	***92.8***	2:29.584	(2)	88.09	1.439	18:16:25.312
5 -	46.124	123.1	1:10.743	***134.7***	31.278	83.5	***2:28.145***	(1)	***88.95***		***18:18:53.457***
6 -	48.381	124.0	1:11.104	132.3	***31.158***	90.1	2:30.643	(3)	87.47	2.498	18:21:24.100
7 -	48.280	121.3	1:29.597	117.5	32.832	86.5	2:50.709		77.19	22.564	18:24:14.809
8 -	49.356	118.9	***1:10.627***	131.8	IN PIT		2:35.790	P	84.58	7.645	18:26:50.599

P35 160 Hul BIRCH / BURNETT — Elva GT160

IDEAL LAP TIME : 2:28.937 BEST LAP TIME : 2:28.937 DIFFERENCE : 0.000

LAP	SECTOR 1		SECTOR 2		SECTOR 3		LAP TIME		MPH	DIFF	TIME OF DAY
1 -	50.235	114.9	1:18.490	128.5	34.052	87.8	2:42.777		80.95	13.840	18:05:31.981
2 -	50.073	120.2	1:18.499	126.8	35.024	85.7	2:43.596		80.55	14.659	18:08:15.577
3 -	50.397	115.5	1:18.889	124.9	IN PIT		2:46.863	P	78.97	17.926	18:11:02.440
4 -	OUTLAP	110.1	1:16.287	113.7	IN PIT		5:56.115	P	37.00	3:27.178	18:16:58.555
5 -	OUTLAP	126.1	1:13.174	130.0	31.970	91.1	3:40.561		59.74	1:11.624	18:20:39.116
6 -	45.750	122.2	1:13.287	***133.1***	31.682	***91.5***	2:30.719	(3)	87.43	1.782	18:23:09.835
7 -	45.143	127.0	1:12.723	131.5	31.683	90.0	2:29.549	(2)	88.11	0.612	18:25:39.384
8 -	46.301	126.8	1:13.137	131.8	33.945	89.2	2:33.383		85.91	4.446	18:28:12.767
9 -	***45.107***	***128.8***	***1:12.224***	132.1	***31.606***	90.3	***2:28.937***	(1)	***88.47***		***18:30:41.704***

P36 325 Hul Gregory THORNTON — Chevron B8

IDEAL LAP TIME : 2:27.993 BEST LAP TIME : 2:29.330 DIFFERENCE : 1.337

LAP	SECTOR 1		SECTOR 2		SECTOR 3		LAP TIME		MPH	DIFF	TIME OF DAY
1 -	47.627	115.3	1:15.035	129.3	32.276		2:34.938		85.05	5.608	18:05:40.366
2 -	46.841	118.1	1:14.348	124.7	32.567	***89.9***	2:33.756		85.70	4.426	18:08:14.122
3 -	46.459	111.2	1:14.866	124.7	IN PIT		2:37.302	P	83.77	7.972	18:10:51.424
4 -	OUTLAP	120.4	1:12.441	128.0	32.128		9:48.012		22.41	7:18.682	18:20:39.436
5 -	46.257	122.9	1:12.553	***135.0***	31.944		2:30.754	(2)	87.41	1.424	18:23:10.190
6 -	***44.865***	124.7	1:12.791	***135.0***	33.379		2:31.035	(3)	87.24	1.705	18:25:41.225
7 -	46.202	***128.0***	***1:11.462***	132.3	***31.666***		***2:29.330***	(1)	***88.24***		***18:28:10.555***
8 -	45.891	124.2	1:11.717	131.3	IN PIT		2:30.620	P	87.49	1.290	18:30:41.175

Weather / Track : Cloudy / Dry

Silverstone GP
Circuit Length = 3.6604 miles
Start: 17:59 Flag 18:30 End: 18:33

Silverstone Classic

Yokohama Trophy for FIA Masters Historic Sports Cars

QUALIFYING - RACE 11 - SECTOR ANALYSIS

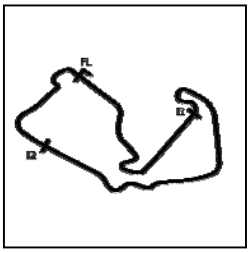

SECTOR 1 = FL to I1, SECTOR 2 = I1 to I2, SECTOR 3 = I2 to FL, DIFF = Difference To Personal Best Lap, P = Crossed Finish Line in Pit Lane, D = Time Disallowed

P37 88 Hul Richard MCALPINE — McLaren M1B

IDEAL LAP TIME : 2:29.891 BEST LAP TIME : 2:31.126 DIFFERENCE : 1.235

LAP	SECTOR 1		SECTOR 2		SECTOR 3		LAP TIME		MPH	DIFF	TIME OF DAY
1 -	48.782	111.2	1:22.169	128.0	33.807	86.0	2:44.758		79.98	13.632	18:06:18.816
2 -	48.172	124.2	1:16.322	123.5	33.881	87.1	2:38.375		83.20	7.249	18:08:57.191
3 -	47.293	***127.5***	1:14.620	***135.5***	33.058	81.0	2:34.971		85.03	3.845	18:11:32.162
4 -	46.549	123.1	1:13.208	133.4	33.390	85.4	2:33.147		86.04	2.021	18:14:05.309
5 -	46.523	124.9	1:13.736	134.7	32.838	92.4	2:33.097	**(3)**	86.07	1.971	18:16:38.406
6 -	47.255	125.4	***1:12.297***	134.7	33.218	95.5	2:32.770	**(2)**	86.25	1.644	18:19:11.176
7 -	47.613	121.5	1:14.664	132.6	***32.666***	90.5	2:34.943		85.04	3.817	18:21:46.119
8 -	***44.928***	127.0	1:13.031	112.4	33.167	***98.6***	***2:31.126***	**(1)**	***87.19***		***18:24:17.245***
9 -	48.787	97.3	1:24.401	88.0	IN PIT		2:56.310	**P**	74.74	25.184	18:27:13.555

P38 911 Pes GADAL / RUAUD — Porsche 911 RS

IDEAL LAP TIME : 2:34.560 BEST LAP TIME : 2:35.150 DIFFERENCE : 0.590

LAP	SECTOR 1		SECTOR 2		SECTOR 3		LAP TIME		MPH	DIFF	TIME OF DAY
1 -	47.834	115.7	1:16.989	128.5	32.823	86.0	2:37.646		83.59	2.496	18:11:36.721
2 -	47.743	117.3	1:16.679	128.0	32.940	87.0	2:37.362		83.74	2.212	18:14:14.083
3 -	***47.386***	116.5	1:16.538	127.3	32.355	***87.1***	2:36.279	**(2)**	84.32	1.129	18:16:50.362
4 -	47.813	118.9	1:15.797	128.5	33.570	83.7	2:37.180	**(3)**	83.83	2.030	18:19:27.542
5 -	47.968	118.3	1:15.689	128.8	33.643	80.4	2:37.300		83.77	2.150	18:22:04.842
6 -	47.561	***119.4***	***1:14.858***	***129.5***	32.731	85.7	***2:35.150***	**(1)**	***84.93***		***18:24:39.992***
7 -	49.181	117.1	1:16.983	126.1	32.496	86.9	2:38.660		83.05	3.510	18:27:18.652
8 -	48.795	114.3	1:18.949	124.0	35.764	76.0	2:43.508		80.59	8.358	18:30:02.160
9 -	1:01.235	81.4	1:28.702	99.7	IN PIT		3:13.099	**P**	68.24	37.949	18:33:15.259

P39 39 Hul Will GOFF — Lotus 23B

IDEAL LAP TIME : 2:34.715 BEST LAP TIME : 2:35.233 DIFFERENCE : 0.518

LAP	SECTOR 1		SECTOR 2		SECTOR 3		LAP TIME		MPH	DIFF	TIME OF DAY
1 -	47.807	118.7	1:15.568	***125.6***	32.369	***90.5***	2:35.744	**(3)**	84.61	0.511	18:05:45.898
2 -	***47.208***	116.5	1:15.766	124.5	***32.259***	89.4	***2:35.233***	**(1)**	***84.89***		***18:08:21.131***
3 -	47.393	118.5	1:16.663	117.9	33.695	89.2	2:37.751		83.53	2.518	18:10:58.882
4 -	49.270	118.3	***1:15.248***	123.1	32.779	90.0	2:37.297		83.77	2.064	18:13:36.179
5 -	47.224	***119.8***	1:15.600	124.7	32.714	89.9	2:35.538	**(2)**	84.72	0.305	18:16:11.717
6 -	47.750	113.9	1:15.285	124.0	33.137	89.9	2:36.172		84.37	0.939	18:18:47.889
7 -	48.360	113.5	1:17.636	122.6	IN PIT		2:41.090	**P**	81.80	5.857	18:21:28.979

P40 2 Mar H.DE SILVA / T.DE SILVA — Taydec Mk3

IDEAL LAP TIME : 2:31.967 BEST LAP TIME : DIFFERENCE :

LAP	SECTOR 1		SECTOR 2		SECTOR 3		LAP TIME		MPH	DIFF	TIME OF DAY
1 -	***54.625***	85.2	1:23.767	105.3	IN PIT		2:51.252	**P**	76.94		18:05:44.019

Weather / Track : Cloudy / Dry

Silverstone GP
Circuit Length = 3.6604 miles
Start: 17:59 Flag 18:30 End: 18:33

Silverstone Classic

Yokohama Trophy for FIA Masters Historic Sports Cars

QUALIFYING - RACE 11 - BEST SECTORS

	SECTOR 1			SECTOR 2			SECTOR 3			IDEAL / BEST COMPARISON					
POS	NO	NAME	TIME	NO	NAME	TIME	NO	NAME	TIME	POS	NO	NAME	IDEAL	BEST	DIFF
												PERFECT LAP	2:06.844		
1	89	A.BANKS / M.BANK	38.169	89	A.BANKS / M.BANK	1:01.644	44	HALL / PADMORE	27.031	1	89	A.BANKS / M.BANKS	2:07.063	2:07.256	0.193
2	3	WRIGHT / WOLFE	38.610	3	WRIGHT / WOLFE	1:02.041	89	A.BANKS / M.BANK	27.250	2	3	WRIGHT / WOLFE	2:08.161	2:08.287	0.126
3	23	PEARSON	38.965	34	HART / PASTOREL	1:02.174	71	MITCHELL	27.286	3	34	HART / PASTORELLI	2:08.809	2:08.809	0.000
4	28	STRETTON	39.002	28	STRETTON	1:02.512	25	GANS	27.317	4	28	STRETTON	2:08.994	2:09.417	0.423
5	44	HALL / PADMORE	39.050	44	HALL / PADMORE	1:03.018	76	MA.WRIGLEY / MI.\	27.472	5	44	HALL / PADMORE	2:09.099	2:09.175	0.076
6	34	HART / PASTOREL	39.129	95	CULVER	1:03.026	28	STRETTON	27.480	6	95	CULVER	2:10.008	2:10.605	0.597
7	95	CULVER	39.152	52	OLDERSHAW	1:03.211	57	ADELMAN / HALL	27.481	7	23	PEARSON	2:10.309	2:10.542	0.233
8	25	GANS	39.409	23	PEARSON	1:03.321	34	HART / PASTOREL	27.506	8	52	OLDERSHAW	2:10.374	2:10.982	0.608
9	52	OLDERSHAW	39.639	57	ADELMAN / HALL	1:03.506	3	WRIGHT / WOLFE	27.510	9	25	GANS	2:10.427	2:10.427	0.000
10	80	FLETCHER	39.734	59	R.BEEBEE / J.BEEE	1:03.642	52	OLDERSHAW	27.524	10	76	MA.WRIGLEY / MI.WI	2:11.049	2:11.640	0.591
11	76	MA.WRIGLEY / MI.\	39.889	76	MA.WRIGLEY / MI.\	1:03.688	59	R.BEEBEE / J.BEEE	27.756	11	57	ADELMAN / HALL	2:11.423	2:12.044	0.621
12	71	MITCHELL	39.946	25	GANS	1:03.701	80	FLETCHER	27.811	12	80	FLETCHER	2:11.579	2:12.012	0.433
13	58	LYNN / HADDON	40.085	80	FLETCHER	1:04.034	95	CULVER	27.830	13	71	MITCHELL	2:11.671	2:11.853	0.182
14	210	TOMLIN	40.269	58	LYNN / HADDON	1:04.212	210	TOMLIN	27.927	14	59	R.BEEBEE / J.BEEBE	2:11.700	2:11.700	0.000
15	59	R.BEEBEE / J.BEEE	40.302	71	MITCHELL	1:04.439	23	PEARSON	28.023	15	58	LYNN / HADDON	2:12.363	2:12.363	0.000
16	57	ADELMAN / HALL	40.436	210	TOMLIN	1:05.038	58	LYNN / HADDON	28.066	16	210	TOMLIN	2:13.234	2:14.338	1.104
17	17	N.HALUSA / L.HALL	41.059	17	N.HALUSA / L.HALL	1:05.955	17	N.HALUSA / L.HALL	28.106	17	17	N.HALUSA / L.HALUS	2:15.120	2:15.373	0.253
18	123	HYETT	41.756	123	HYETT	1:06.531	123	HYETT	28.668	18	123	HYETT	2:16.955	2:17.040	0.085
19	192	THOMAS / LOCKIE	42.056	192	THOMAS / LOCKIE	1:07.722	2	H.DE SILVA / T.DE	28.828	19	192	THOMAS / LOCKIE	2:19.044	2:19.100	0.056
20	53	LILLINGSTON-PRIC	42.331	19	A.OWEN / M.OWEN	1:07.844	53	LILLINGSTON-PRIC	29.247	20	53	LILLINGSTON-PRICE	2:19.577	2:19.809	0.232
21	5	SINCLAIR	42.547	53	LILLINGSTON-PRIC	1:07.999	19	A.OWEN / M.OWEN	29.262	21	19	A.OWEN / M.OWEN	2:19.939	2:19.939	0.000
22	16	JOLLY / FARTHING	42.790	16	JOLLY / FARTHING	1:08.071	192	THOMAS / LOCKIE	29.266	22	117	SIMMONDS	2:21.166	2:22.259	1.093
23	163	JACK	42.824	117	SIMMONDS	1:08.080	199	GIBNEY	29.363	23	163	JACK	2:21.589	2:22.291	0.702
24	29	AHLERS / BELLING	42.825	2	H.DE SILVA / T.DE	1:08.514	441	HODGES	29.729	24	199	GIBNEY	2:21.604	2:22.161	0.557
25	19	A.OWEN / M.OWEN	42.833	441	HODGES	1:08.683	163	JACK	29.932	25	16	JOLLY / FARTHING	2:21.752	2:21.872	0.120
26	41	BECHTOLSHEIMEF	42.914	163	JACK	1:08.833	41	BECHTOLSHEIMEF	29.974	26	41	BECHTOLSHEIMER	2:21.861	2:22.090	0.229
27	117	SIMMONDS	42.921	41	BECHTOLSHEIMEF	1:08.973	117	SIMMONDS	30.165	27	5	SINCLAIR	2:22.148	2:22.243	0.095
28	199	GIBNEY	43.040	29	AHLERS / BELLING	1:09.085	29	AHLERS / BELLING	30.261	28	29	AHLERS / BELLINGE	2:22.171	2:22.561	0.390
29	72	COOK / STANLEY	43.327	5	SINCLAIR	1:09.140	5	SINCLAIR	30.461	29	441	HODGES	2:22.378	2:22.378	0.000
30	441	HODGES	43.966	199	GIBNEY	1:09.201	72	COOK / STANLEY	30.757	30	72	COOK / STANLEY	2:23.690	2:23.925	0.235
31	177	HARTOGS / NUTHA	44.224	72	COOK / STANLEY	1:09.606	16	JOLLY / FARTHING	30.891	31	177	HARTOGS / NUTHAL	2:26.041	2:26.265	0.224
32	325	THORNTON	44.865	177	HARTOGS / NUTHA	1:10.369	90	LAUBER	31.158	32	90	LAUBER	2:27.356	2:28.145	0.789
33	88	MCALPINE	44.928	90	LAUBER	1:10.627	177	HARTOGS / NUTHA	31.448	33	325	THORNTON	2:27.993	2:29.330	1.337
34	160	BIRCH / BURNETT	45.107	325	THORNTON	1:11.462	160	BIRCH / BURNETT	31.606	34	160	BIRCH / BURNETT	2:28.937	2:28.937	0.000
35	90	LAUBER	45.571	160	BIRCH / BURNETT	1:12.224	325	THORNTON	31.666	35	88	MCALPINE	2:29.891	2:31.126	1.235
36	39	GOFF	47.208	88	MCALPINE	1:12.297	39	GOFF	32.259	36	2	H.DE SILVA / T.DE SI	2:31.967		
37	911	GADAL / RUAUD	47.386	911	GADAL / RUAUD	1:14.858	911	GADAL / RUAUD	32.316	37	911	GADAL / RUAUD	2:34.560	2:35.150	0.590
38	2	H.DE SILVA / T.DE	54.625	39	GOFF	1:15.248	88	MCALPINE	32.666	38	39	GOFF	2:34.715	2:35.233	0.518
39										39	165	FERRAO		2:09.930	
40										40	27	SHELDON		2:16.188	

Weather / Track : Cloudy / Dry

Silverstone GP
Circuit Length = 3.6604 miles
Start: 17:59 Flag 18:30 End: 18:33

Results can be found at www.tsl-timing.com

Printed - 18:38 Friday, 26 July 2019

Silverstone Classic

Yokohama Trophy for FIA Masters Historic Sports Cars

QUALIFYING - RACE 11 - BEST SPEEDS

	INTERMEDIATE 1			INTERMEDIATE 2			FINISH LINE		
POS	NO	NAME	MPH	NO	NAME	MPH	NO	NAME	MPH
1	89	A.BANKS / M.BANKS	158.6	89	A.BANKS / M.BANKS	166.1	89	A.BANKS / M.BANKS	110.7
2	3	WRIGHT / WOLFE	152.8	5	SINCLAIR	159.4	23	PEARSON	110.3
3	34	HART / PASTORELLI	151.4	16	JOLLY / FARTHING	159.0	28	STRETTON	109.8
4	28	STRETTON	151.4	117	SIMMONDS	158.6	3	WRIGHT / WOLFE	109.1
5	117	SIMMONDS	150.8	28	STRETTON	158.2	95	CULVER	108.0
6	23	PEARSON	148.7	58	LYNN / HADDON	157.9	25	GANS	107.2
7	58	LYNN / HADDON	148.4	3	WRIGHT / WOLFE	157.5	44	HALL / PADMORE	106.6
8	5	SINCLAIR	148.4	34	HART / PASTORELLI	157.5	34	HART / PASTORELLI	105.8
9	95	CULVER	147.8	23	PEARSON	156.4	76	MA.WRIGLEY / MI.WRIGLEY	105.5
10	59	R.BEEBEE / J.BEEBEE	146.2	95	CULVER	154.6	58	LYNN / HADDON	105.1
11	16	JOLLY / FARTHING	143.7	59	R.BEEBEE / J.BEEBEE	152.8	57	ADELMAN / HALL	104.8
12	52	OLDERSHAW	143.0	72	COOK / STANLEY	152.1	52	OLDERSHAW	104.3
13	25	GANS	142.7	29	AHLERS / BELLINGER	151.8	80	FLETCHER	103.8
14	76	MA.WRIGLEY / MI.WRIGLEY	142.4	177	HARTOGS / NUTHALL	149.1	59	R.BEEBEE / J.BEEBEE	103.7
15	72	COOK / STANLEY	140.9	76	MA.WRIGLEY / MI.WRIGLEY	148.1	2	H.DE SILVA / T.DE SILVA	103.4
16	44	HALL / PADMORE	140.6	25	GANS	147.1	71	MITCHELL	103.2
17	57	ADELMAN / HALL	140.3	52	OLDERSHAW	147.1	210	TOMLIN	102.6
18	29	AHLERS / BELLINGER	139.8	57	ADELMAN / HALL	146.8	17	N.HALUSA / L.HALUSA	102.1
19	80	FLETCHER	139.2	44	HALL / PADMORE	146.2	123	HYETT	101.6
20	210	TOMLIN	138.6	210	TOMLIN	143.7	16	JOLLY / FARTHING	100.7
21	123	HYETT	135.8	2	H.DE SILVA / T.DE SILVA	143.3	19	A.OWEN / M.OWEN	99.2
22	71	MITCHELL	135.2	80	FLETCHER	143.0	53	LILLINGSTON-PRICE	98.8
23	177	HARTOGS / NUTHALL	134.4	19	A.OWEN / M.OWEN	143.0	163	JACK	98.8
24	192	THOMAS / LOCKIE	134.2	71	MITCHELL	142.1	88	MCALPINE	98.6
25	17	N.HALUSA / L.HALUSA	133.9	17	N.HALUSA / L.HALUSA	139.2	192	THOMAS / LOCKIE	98.2
26	2	H.DE SILVA / T.DE SILVA	133.6	53	LILLINGSTON-PRICE	138.9	117	SIMMONDS	98.2
27	19	A.OWEN / M.OWEN	132.8	441	HODGES	137.5	72	COOK / STANLEY	98.1
28	53	LILLINGSTON-PRICE	131.8	123	HYETT	137.2	29	AHLERS / BELLINGER	97.5
29	160	BIRCH / BURNETT	128.8	88	MCALPINE	135.5	5	SINCLAIR	97.3
30	199	GIBNEY	128.5	199	GIBNEY	135.0	177	HARTOGS / NUTHALL	97.2
31	163	JACK	128.3	325	THORNTON	135.0	441	HODGES	96.6
32	41	BECHTOLSHEIMER	128.0	163	JACK	134.7	199	GIBNEY	96.4
33	325	THORNTON	128.0	90	LAUBER	134.7	41	BECHTOLSHEIMER	96.1
34	88	MCALPINE	127.5	192	THOMAS / LOCKIE	134.4	90	LAUBER	92.8
35	90	LAUBER	126.1	41	BECHTOLSHEIMER	133.6	160	BIRCH / BURNETT	91.5
36	441	HODGES	124.9	160	BIRCH / BURNETT	133.1	39	GOFF	90.5
37	39	GOFF	119.8	911	GADAL / RUAUD	129.5	325	THORNTON	89.9
38	911	GADAL / RUAUD	119.4	39	GOFF	125.6	911	GADAL / RUAUD	87.1
39									
40									

Weather / Track : Cloudy / Dry

Silverstone GP
Circuit Length = 3.6604 miles
Start: 17:59 Flag 18:30 End: 18:33

Results can be found at www.tsl-timing.com

Printed - 18:38 Friday, 26 July 2019

Silverstone Classic

Yokohama Trophy for FIA Masters Historic Sports Cars

QUALIFYING - RACE 11 - STATISTICS

Competitors Started	40
Planned Start	2019-07-26 @ 17:59:00.000
Actual Start	2019-07-26 @ 17:59:41.090
Finish Time	2019-07-26 @ 18:30:02.504
Track Length	3.6604mi.
Total Laps	395
Total Distance Covered	1445.8965mi.

Session Fastest Lap History

NO	CL	NAME	LAP TIME	TIME OF DAY	LAP	VEHICLE
3	Rod	**WRIGHT / WOLFE**	**2:09.002**	18:04:17.573	1	Lola T70 Mk3B
89	Rod	**A.BANKS / M.BANKS**	**2:07.828**	18:06:31.592	2	McLaren M6B
89	Rod	**A.BANKS / M.BANKS**	**2:07.256**	18:12:55.079	5	McLaren M6B

Flag History

TYPE	TIME OF DAY
GREEN	17:59:41.090
FINISH	18:30:02.504

Flag Statistics

TYPE	COUNT	TOTAL LAPS	TOTAL TIME
Green	1	13	33:39.027
Red	0	0	0.000
Safety Car	0	0	0.000
FCY	0	0	0.000

Silverstone GP

Weather / Track : Cloudy / Dry

Circuit Length = 3.6604 miles

These results are provisional until the conclusion of any judicial and technical matters.

Start: 17:59 Flag 18:30 End: 18:33

Race Director : Richard Cuene-Grandidier	Stewards : John Naylor	Timekeeper : Nicholas Palmer

Silverstone Classic

Yokohama Trophy for FIA Masters Historic Sports Cars

QUALIFYING - RACE 11 - STATISTICS

CLASS : Mar

6 Starters

Fastest Lap History

NO	NAME	LAP TIME	TIME OF DAY	LAP	VEHICLE
44	**HALL / PADMORE**	**2:14.744**	18:04:26.303	1	Lola T212
76	**MA.WRIGLEY / MI.WRIGLEY**	**2:13.541**	18:04:27.496	1	Chevron B19
76	**MA.WRIGLEY / MI.WRIGLEY**	**2:11.640**	18:06:39.137	2	Chevron B19
44	**HALL / PADMORE**	**2:11.413**	18:19:44.520	7	Lola T212
44	**HALL / PADMORE**	**2:10.239**	18:26:20.837	10	Lola T212
44	**HALL / PADMORE**	**2:09.175**	18:28:30.013	11	Lola T212

Silverstone GP

Weather / Track : Cloudy / Dry

Circuit Length = 3.6604 miles

These results are provisional until the conclusion of any judicial and technical matters.

Start: 17:59 Flag 18:30 End: 18:33

Race Director : Richard Cuene-Grandidier	Stewards : John Naylor	Timekeeper : Nicholas Palmer

Silverstone Classic

Yokohama Trophy for FIA Masters Historic Sports Cars

QUALIFYING - RACE 11 - STATISTICS

CLASS : Rod

8 Starters

Fastest Lap History

NO	NAME	LAP TIME	TIME OF DAY	LAP	VEHICLE
3	**WRIGHT / WOLFE**	**2:09.002**	18:04:17.573	1	Lola T70 Mk3B
89	**A.BANKS / M.BANKS**	**2:07.828**	18:06:31.592	2	McLaren M6B
89	**A.BANKS / M.BANKS**	**2:07.256**	18:12:55.079	5	McLaren M6B

Silverstone GP

Weather / Track : Cloudy / Dry

Circuit Length = 3.6604 miles

These results are provisional until the conclusion of any judicial and technical matters.

Start: 17:59 Flag 18:30 End: 18:33

Race Director : Richard Cuene-Grandidier	Stewards : John Naylor	Timekeeper : Nicholas Palmer

Silverstone Classic

Yokohama Trophy for FIA Masters Historic Sports Cars

QUALIFYING - RACE 11 - STATISTICS

CLASS : Hul

9 Starters

Fastest Lap History

NO	NAME	LAP TIME	TIME OF DAY	LAP	VEHICLE
117	**Ian SIMMONDS**	**2:22.875**	18:04:44.758	1	Lola T70 Mk1 Spyder
117	**Ian SIMMONDS**	**2:22.259**	18:09:33.094	3	Lola T70 Mk1 Spyder
16	**JOLLY / FARTHING**	**2:21.872**	18:10:24.760	3	Cooper Monaco T61M

Silverstone GP

Weather / Track : Cloudy / Dry

Circuit Length = 3.6604 miles

These results are provisional until the conclusion of any judicial and technical matters.

Start: 17:59 Flag 18:30 End: 18:33

Race Director : Richard Cuene-Grandidier	Stewards : John Naylor	Timekeeper : Nicholas Palmer

Silverstone Classic

Yokohama Trophy for FIA Masters Historic Sports Cars

QUALIFYING - RACE 11 - STATISTICS

CLASS : Bon

7 Starters

Fastest Lap History

NO	NAME	LAP TIME	TIME OF DAY	LAP	VEHICLE
192	**THOMAS / LOCKIE**	**2:20.475**	18:04:45.665	1	Chevron B8
192	**THOMAS / LOCKIE**	**2:20.298**	18:07:05.966	2	Chevron B8
19	**A.OWEN / M.OWEN**	**2:19.939**	18:07:06.138	2	Chevron B8
192	**THOMAS / LOCKIE**	**2:19.100**	18:11:45.318	4	Chevron B8

Silverstone GP

Weather / Track : Cloudy / Dry

Circuit Length = 3.6604 miles

These results are provisional until the conclusion of any judicial and technical matters.

Start: 17:59 Flag 18:30 End: 18:33

Race Director : Richard Cuene-Grandidier	Stewards : John Naylor	Timekeeper : Nicholas Palmer

Silverstone Classic

Yokohama Trophy for FIA Masters Historic Sports Cars

QUALIFYING - RACE 11 - STATISTICS

CLASS : Sto

4 Starters

Fastest Lap History

NO	NAME	LAP TIME	TIME OF DAY	LAP	VEHICLE
80	**Henry FLETCHER**	**2:13.369**	18:04:20.540	1	Chevron B26
25	**Michael GANS**	**2:11.866**	18:04:20.875	1	Lola T290
25	**Michael GANS**	**2:11.339**	18:08:44.805	3	Lola T290
52	**Robert OLDERSHAW**	**2:10.982**	18:10:55.981	4	Lola T290
165	**Diogo FERRAO**	**2:09.930**	18:18:03.802	7	Lola T292

Silverstone GP

Weather / Track : Cloudy / Dry

Circuit Length = 3.6604 miles

These results are provisional until the conclusion of any judicial and technical matters.

Start: 17:59 Flag 18:30 End: 18:33

Race Director : Richard Cuene-Grandidier	Stewards : John Naylor	Timekeeper : Nicholas Palmer

Silverstone Classic

Yokohama Trophy for FIA Masters Historic Sports Cars

QUALIFYING - RACE 11 - STATISTICS

CLASS : Sif

2 Starters

Fastest Lap History

NO	NAME	LAP TIME	TIME OF DAY	LAP	VEHICLE
27	**John SHELDON**	**2:22.349**	18:04:46.853	1	Chevron B16
27	**John SHELDON**	**2:22.311**	18:07:09.164	2	Chevron B16
123	**Ross HYETT**	**2:17.474**	18:07:13.921	2	Chevron B16
123	**Ross HYETT**	**2:17.040**	18:22:25.591	6	Chevron B16
27	**John SHELDON**	**2:16.599**	18:29:06.974	10	Chevron B16
27	**John SHELDON**	**2:16.188**	18:31:23.162	11	Chevron B16

Silverstone GP

Weather / Track : Cloudy / Dry

Circuit Length = 3.6604 miles

These results are provisional until the conclusion of any judicial and technical matters.

Start: 17:59 Flag 18:30 End: 18:33

Race Director : Richard Cuene-Grandidier	Stewards : John Naylor	Timekeeper : Nicholas Palmer

Silverstone Classic

Yokohama Trophy for FIA Masters Historic Sports Cars

QUALIFYING - RACE 11 - STATISTICS

CLASS : Inv

3 Starters

Fastest Lap History

NO	NAME	LAP TIME	TIME OF DAY	LAP	VEHICLE
17	**N.HALUSA / L.HALUSA**	**2:20.516**	18:05:03.773	1	Alfa Romeo 33TT3
17	**N.HALUSA / L.HALUSA**	**2:16.914**	18:07:20.689	2	Alfa Romeo 33TT3
17	**N.HALUSA / L.HALUSA**	**2:15.373**	18:09:36.062	3	Alfa Romeo 33TT3

Silverstone GP

Weather / Track : Cloudy / Dry

Circuit Length = 3.6604 miles

These results are provisional until the conclusion of any judicial and technical matters.

Start: 17:59 Flag 18:30 End: 18:33

Race Director : Richard Cuene-Grandidier	Stewards : John Naylor	Timekeeper : Nicholas Palmer

Silverstone Classic

Yokohama Trophy for FIA Masters Historic Sports Cars

QUALIFYING - RACE 11 - STATISTICS

CLASS : Pes

1 Starters

Fastest Lap History

NO	NAME	LAP TIME	TIME OF DAY	LAP	VEHICLE
911	**GADAL / RUAUD**	**2:37.646**	18:11:36.734	1	Porsche 911 RS
911	**GADAL / RUAUD**	**2:37.362**	18:14:14.096	2	Porsche 911 RS
911	**GADAL / RUAUD**	**2:36.279**	18:16:50.374	3	Porsche 911 RS
911	**GADAL / RUAUD**	**2:35.150**	18:24:40.005	6	Porsche 911 RS

Silverstone GP

Weather / Track : Cloudy / Dry

Circuit Length = 3.6604 miles

These results are provisional until the conclusion of any judicial and technical matters.

Start: 17:59 Flag 18:30 End: 18:33

Race Director : Richard Cuene-Grandidier	Stewards : John Naylor	Timekeeper : Nicholas Palmer

Silverstone Classic

Yokohama Trophy for FIA Masters Historic Sports Cars

RACE 11 - GRID (50 minutes)

Sheet No:	Issue Time:

ROW 19	37	911	2:35.150 GADAL / RUAUD	38	2	H.DE SILVA / T.DE SILVA	
ROW 18	35	325	2:29.330 Gregory THORNTON	36	88	2:31.126 Richard MCALPINE	
ROW 17	33	90	2:28.145 Martin LAUBER	34	160	2:28.937 BIRCH / BURNETT	
ROW 16	31	29	2:22.561 AHLERS / BELLINGER	32	72	2:23.925 COOK / STANLEY	
ROW 15	29	163	2:22.291 Roderick JACK	30	441	2:22.378 Steve HODGES	
ROW 14	27	5	2:22.243 Tony SINCLAIR	28	117	2:22.259 Ian SIMMONDS	
ROW 13	25	41	2:22.090 Till BECHTOLSHEIMER	26	199	2:22.161 Frazer GIBNEY	
ROW 12	23	19	2:19.939 A.OWEN / M.OWEN	24	16	2:21.872 JOLLY / FARTHING	
ROW 11	21	192	2:19.100 THOMAS / LOCKIE	22	53	2:19.809 Chris LILLINGSTON-PRICE	
ROW 10	19	27	2:16.188 John SHELDON	20	123	2:17.040 Ross HYETT	
ROW 9	17	210	2:14.338 David TOMLIN	18	17	2:15.373 N.HALUSA / L.HALUSA	
ROW 8	15	57	2:12.044 ADELMAN / HALL	16	58	2:12.363 LYNN / HADDON	
ROW 7	13	71	2:11.853 Jonathan MITCHELL	14	80	2:12.012 Henry FLETCHER	
ROW 6	11	76	2:11.640 MA.WRIGLEY / MI.WRIGLEY	12	59	2:11.700 R.BEEBEE / J.BEEBEE	
ROW 5	9	95	2:10.605 Gary CULVER	10	52	2:10.982 Robert OLDERSHAW	
ROW 4	7	25	2:10.427 Michael GANS	8	23	2:10.542 Gary PEARSON	
ROW 3	5	28	2:09.417 Martin STRETTON	6	165	2:09.930 Diogo FERRAO	
ROW 2	3	34	2:08.809 HART / PASTORELLI	4	44	2:09.175 HALL / PADMORE	
ROW 1	1	89	2:07.256 A.BANKS / M.BANKS	2	3	2:08.287 WRIGHT / WOLFE	
			Pole				

Cars 39 & 177 withdrawn.

Silverstone GP
Circuit Length = 3.6604 miles

These results are provisional until the conclusion of any judicial and technical matters.

Chief Steward : John Naylor	Steward : Marc Van Geel	Steward : Rod Parkin

Results can be found at www.tsl-timing.com

Printed - 17:30 Saturday, 27 July 2019

Silverstone Classic

Yokohama Trophy for FIA Masters Historic Sports Cars

RACE 11 - CLASSIFICATION - PROVISIONAL

Sheet No:	Issue Time:

POS	NO	CL	PIC	NAME	ENTRY	LAPS	TIME	GAP	DIFF	MPH	BEST	ON
1	89	Rod	1	A.BANKS / M.BANKS	McLaren M6B	23	51:03.314			98.94	2:08.637	19
2	23	Rod	2	Gary PEARSON	Lola T70 Mk3B	23	51:45.766	42.452	42.452	97.58	2:09.769	14
3	165	Sto	1	Diogo FERRAO	Lola T292	23	51:50.814	47.500	5.048	97.43	2:09.273	18
4	28	Rod	3	Martin STRETTON	McLaren M6 GT	23	52:17.084	1:13.770	26.270	96.61	2:10.115	20
5	3 *	Rod	4	WRIGHT / WOLFE	Lola T70 Mk3B	23	52:21.099	1:17.785	4.015	96.49	2:09.158	22
6	95	Rod	5	Gary CULVER	Lola T70 Mk3B	23	52:45.229	1:41.915	24.130	95.75	2:10.710	23
7	80	Sto	2	Henry FLETCHER	Chevron B26	23	52:45.653	1:42.339	0.424	95.74	2:10.396	22
8	210	Mar	1	David TOMLIN	Lola T210	23	53:25.148	2:21.834	39.495	94.56	2:13.223	11
9	25	Sto	3	Michael GANS	Lola T290	22	49:44.268	1 Lap	1 Lap	97.14	2:10.220	18
10	59	Rod	6	J.BEEBEE / R.BEEBEE	Lola T70 Mk3B	22	51:27.900	1 Lap	1:43.632	93.88	2:13.509	5
11	17	Inv	1	N.HALUSA / L.HALUSA	Alfa Romeo 33TT3	22	51:33.821	1 Lap	5.921	93.70	2:14.027	7
12	53	Bon	1	Chris LILLINGSTON-PRICE	Chevron B8	22	53:08.823	1 Lap	1:35.002	90.91	2:18.968	8
13	192	Bon	2	THOMAS / LOCKIE	Chevron B8	22	53:11.431	1 Lap	2.608	90.84	2:19.097	6
14	27	Sif	1	John SHELDON	Chevron B16	22	53:25.944	1 Lap	14.513	90.42	2:19.149	6
15	41	Bon	3	Till BECHTOLSHEIMER	Chevron B8	21	51:28.179	2 Laps	1 Lap	89.61	2:19.807	18
16	16	Hul	1	JOLLY / FARTHING	Cooper Monaco T61M	21	51:35.197	2 Laps	7.018	89.40	2:19.861	6
17	19	Bon	4	M.OWEN / A.OWEN	Chevron B8	21	51:49.485	2 Laps	14.288	88.99	2:18.601	6
18	441	Inv	2	Steve HODGES	Chevron B16	21	52:18.495	2 Laps	29.010	88.17	2:22.318	12
19	117	Hul	2	Ian SIMMONDS	Lola T70 Mk1 Spyder	21	52:24.474	2 Laps	5.979	88.00	2:21.642	12
20	29	Hul	3	BELLINGER / AHLERS	Cooper Monaco T61M King Cobra	21	52:26.162	2 Laps	1.688	87.95	2:21.097	8
21	199	Bon	5	Frazer GIBNEY	Chevron B8	21	52:28.061	2 Laps	1.899	87.90	2:22.618	5
22	163	Bon	6	Roderick JACK	Chevron B8	21	52:30.242	2 Laps	2.181	87.84	2:23.445	7
23	90	Bon	7	Martin LAUBER	Chevron B8	21	52:35.159	2 Laps	4.917	87.70	2:21.573	21
24	72	Hul	4	STANLEY / COOK	Ford GT40	20	51:14.565	3 Laps	1 Lap	85.72	2:23.171	7
25	5	Inv	3	Tony SINCLAIR	Lola T70 Spyder Mk1	19	54:24.555	4 Laps	1 Lap	76.69	2:21.993	3
26	57	Mar	2	ADELMAN / HALL	Lola T210	18	42:41.522	5 Laps	1 Lap	92.60	2:12.271	13
27	123	Sif	2	Ross HYETT	Chevron B16	17	45:35.921	6 Laps	1 Lap	81.88	2:18.188	9
28	911 *	Pes	1	RUAUD / GADAL	Porsche 911 RS	17	51:43.876	6 Laps	6:07.955	72.17	2:36.377	10
					NOT CLASSIFIED							
NC	58	Rod		LYNN / HADDON	Lola T70 Mk3B	13	31:05.978	10 Laps	4 Laps	91.80	2:13.903	13
NC	76	Mar		MA.WRIGLEY / MI.WRIGLEY	Chevron B19	12	26:41.564	11 Laps	1 Lap	98.73	2:10.563	8
NC	34	Rod		HART / PASTORELLI	Lola T70 Mk3B	12	28:25.240	11 Laps	1:43.676	92.73	2:13.078	5
NC	2	Mar		Timothy DE SILVA	Taydec Mk3	11	24:49.808	12 Laps	1 Lap	97.29	2:09.435	8
NC	52	Sto		Robert OLDERSHAW	Lola T290	10	22:12.890	13 Laps	1 Lap	98.86	2:11.365	7
NC	88	Hul		Richard MCALPINE	McLaren M1B	8	20:08.023	15 Laps	2 Laps	87.26	2:26.149	6
NC	71	Mar		Jonathan MITCHELL	Chevron B19	7	43:19.183	16 Laps	1 Lap	35.48	2:16.581	5
NC	44	Mar		HALL / PADMORE	Lola T212	2	4:32.269	21 Laps	5 Laps	96.79	2:15.083	2
NC	325	Hul		Gregory THORNTON	Chevron B8	2	5:42.526	21 Laps	1:10.257	76.94	2:48.496	1

FASTEST LAP

89	Rod	A.BANKS / M.BANKS	McLaren M6B	19	2:08.637	102.44 mph	164.86 kph
165	Sto	Diogo FERRAO	Lola T292	18	2:09.273	101.93 mph	164.05 kph
2	Mar	Timothy DE SILVA	Taydec Mk3	8	2:09.435	101.81 mph	163.84 kph
17	Inv	N.HALUSA / L.HALUSA	Alfa Romeo 33TT3	7	2:14.027	98.32 mph	158.23 kph
123	Sif	Ross HYETT	Chevron B16	9	2:18.188	95.36 mph	153.46 kph
19	Bon	M.OWEN / A.OWEN	Chevron B8	6	2:18.601	95.07 mph	153.01 kph
16	Hul	JOLLY / FARTHING	Cooper Monaco T61M	6	2:19.861	94.22 mph	151.63 kph
911	Pes	RUAUD / GADAL	Porsche 911 RS	10	2:36.377	84.26 mph	135.61 kph

***Cars 3 & 911, 30.7 second penalty applied in lieu of drive-through.**

Weather / Track : Cloudy / Dry

These results are provisional until the conclusion of any judicial and technical matters.

Silverstone GP
Circuit Length = 3.6604 miles
Start: 19:11 Flag 20:02 End: 20:10

FIA Race Director : Richard Cuene-Grandidier	Chief Timekeeper : Nicholas Palmer	

Results can be found at www.tsl-timing.com

Printed - 20:10 Saturday, 27 July 2019

HSCC | FIA MASTERS HISTORIC FORMULA ONE CHAMPIONSHIP | FIA MASTERS HISTORIC SPORTS CAR CHAMPIONSHIP | SilverstoneClassic 26/27/28 JULY 2019

Silverstone Classic

Yokohama Trophy for FIA Masters Historic Sports Cars

RACE 11 - CLASSIFICATION - FINAL

Sheet No: | **Issue Time:**

POS	NO	CL	PIC	NAME	ENTRY	LAPS	TIME	GAP	DIFF	MPH	BEST	ON
1	89	Rod	1	A.BANKS / M.BANKS	McLaren M6B	23	51:03.314			98.94	2:08.637	19
2	23	Rod	2	Gary PEARSON	Lola T70 Mk3B	23	51:45.766	42.452	42.452	97.58	2:09.769	14
3	165	Sto	1	Diogo FERRAO	Lola T292	23	51:50.814	47.500	5.048	97.43	2:09.273	18
4	28	Rod	3	Martin STRETTON	McLaren M6 GT	23	52:17.084	1:13.770	26.270	96.61	2:10.115	20
5	3 *	Rod	4	WRIGHT / WOLFE	Lola T70 Mk3B	23	52:21.099	1:17.785	4.015	96.49	2:09.158	22
6	95	Rod	5	Gary CULVER	Lola T70 Mk3B	23	52:45.229	1:41.915	24.130	95.75	2:10.710	23
7	80	Sto	2	Henry FLETCHER	Chevron B26	23	52:45.653	1:42.339	0.424	95.74	2:10.396	22
8	210	Mar	1	David TOMLIN	Lola T210	23	53:25.148	2:21.834	39.495	94.56	2:13.223	11
9	25	Sto	3	Michael GANS	Lola T290	22	49:44.268	1 Lap	1 Lap	97.14	2:10.220	18
10	59	Rod	6	J.BEEBEE / R.BEEBEE	Lola T70 Mk3B	22	51:27.900	1 Lap	1:43.632	93.88	2:13.509	5
11	17	Inv	1	N.HALUSA / L.HALUSA	Alfa Romeo 33TT3	22	51:33.821	1 Lap	5.921	93.70	2:14.027	7
12	53	Bon	1	Chris LILLINGSTON-PRICE	Chevron B8	22	53:08.823	1 Lap	1:35.002	90.91	2:18.968	8
13	192	Bon	2	THOMAS / LOCKIE	Chevron B8	22	53:11.431	1 Lap	2.608	90.84	2:19.097	6
14	27	Sif	1	John SHELDON	Chevron B16	22	53:25.944	1 Lap	14.513	90.42	2:19.149	6
15	41	Bon	3	Till BECHTOLSHEIMER	Chevron B8	21	51:28.179	2 Laps	1 Lap	89.61	2:19.807	18
16	16	Hul	1	JOLLY / FARTHING	Cooper Monaco T61M	21	51:35.197	2 Laps	7.018	89.40	2:19.861	6
17	19	Bon	4	M.OWEN / A.OWEN	Chevron B8	21	51:49.485	2 Laps	14.288	88.99	2:18.601	6
18	441	Inv	2	Steve HODGES	Chevron B16	21	52:18.495	2 Laps	29.010	88.17	2:22.318	12
19	117	Hul	2	Ian SIMMONDS	Lola T70 Mk1 Spyder	21	52:24.474	2 Laps	5.979	88.00	2:21.642	12
20	29	Hul	3	BELLINGER / AHLERS	Cooper Monaco T61M King Cobra	21	52:26.162	2 Laps	1.688	87.95	2:21.097	8
21	199	Bon	5	Frazer GIBNEY	Chevron B8	21	52:28.061	2 Laps	1.899	87.90	2:22.618	5
22	163	Bon	6	Roderick JACK	Chevron B8	21	52:30.242	2 Laps	2.181	87.84	2:23.445	7
23	90	Bon	7	Martin LAUBER	Chevron B8	21	52:35.159	2 Laps	4.917	87.70	2:21.573	21
24	72	Hul	4	STANLEY / COOK	Ford GT40	20	51:14.565	3 Laps	1 Lap	85.72	2:23.171	7
25	5	Inv	3	Tony SINCLAIR	Lola T70 Spyder Mk1	19	54:24.555	4 Laps	1 Lap	76.69	2:21.993	3
26	57	Mar	2	ADELMAN / HALL	Lola T210	18	42:41.522	5 Laps	1 Lap	92.60	2:12.271	13
27	123	Sif	2	Ross HYETT	Chevron B16	17	45:35.921	6 Laps	1 Lap	81.88	2:18.188	9
28	911 *	Pes	1	RUAUD / GADAL	Porsche 911 RS	17	51:43.876	6 Laps	6:07.955	72.17	2:36.377	10
				NOT CLASSIFIED								
NC	58	Rod		LYNN / HADDON	Lola T70 Mk3B	13	31:05.978	10 Laps	4 Laps	91.80	2:13.903	13
NC	76	Mar		MA.WRIGLEY / MI.WRIGLEY	Chevron B19	12	26:41.564	11 Laps	1 Lap	98.73	2:10.563	8
NC	34	Rod		HART / PASTORELLI	Lola T70 Mk3B	12	28:25.240	11 Laps	1:43.676	92.73	2:13.078	5
NC	2	Mar		Timothy DE SILVA	Taydec Mk3	11	24:49.808	12 Laps	1 Lap	97.29	2:09.435	8
NC	52	Sto		Robert OLDERSHAW	Lola T290	10	22:12.890	13 Laps	1 Lap	98.86	2:11.365	7
NC	88	Hul		Richard MCALPINE	McLaren M1B	8	20:08.023	15 Laps	2 Laps	87.26	2:26.149	6
NC	71	Mar		Jonathan MITCHELL	Chevron B19	7	43:19.183	16 Laps	1 Lap	35.48	2:16.581	5
NC	44	Mar		HALL / PADMORE	Lola T212	2	4:32.269	21 Laps	5 Laps	96.79	2:15.083	2
NC	325	Hul		Gregory THORNTON	Chevron B8	2	5:42.526	21 Laps	1:10.257	76.94	2:48.496	1

FASTEST LAP

89	Rod	A.BANKS / M.BANKS	McLaren M6B	19	2:08.637	102.44 mph	164.86 kph
165	Sto	Diogo FERRAO	Lola T292	18	2:09.273	101.93 mph	164.05 kph
2	Mar	Timothy DE SILVA	Taydec Mk3	8	2:09.435	101.81 mph	163.84 kph
17	Inv	N.HALUSA / L.HALUSA	Alfa Romeo 33TT3	7	2:14.027	98.32 mph	158.23 kph
123	Sif	Ross HYETT	Chevron B16	9	2:18.188	95.36 mph	153.46 kph
19	Bon	M.OWEN / A.OWEN	Chevron B8	6	2:18.601	95.07 mph	153.01 kph
16	Hul	JOLLY / FARTHING	Cooper Monaco T61M	6	2:19.861	94.22 mph	151.63 kph
911	Pes	RUAUD / GADAL	Porsche 911 RS	10	2:36.377	84.26 mph	135.61 kph

***Cars 3 & 911, 30.7 second penalty applied in lieu of drive-through.**

Weather / Track : Cloudy / Dry

Silverstone GP
Circuit Length = 3.6604 miles
Start: 19:11 Flag 20:02 End: 20:12

Chief Steward : John Naylor	Steward : Marc Van Geel	Steward : Rod Parkin

Silverstone Classic

Yokohama Trophy for FIA Masters Historic Sports Cars

RACE 11 - LAP CHART

LAP 1		@ 19:13:58.297	LAP 2		@ 19:16:07.580	LAP 3		@ 19:18:16.950	LAP 4		@ 19:20:26.196	LAP 5		@ 19:22:35.185
NO	BEHIND	LAP TIME	NO	BEHIND	LAP TIME	NO	BEHIND	LAP TIME	NO	BEHIND	LAP TIME	NO	BEHIND	LAP TIME
89		2:10.238	**89**		2:09.283	**89**		2:09.370	**89**		2:09.246	**89**		2:08.989
3	4.447	2:14.685	**28**	8.012	2:11.798	**28**	10.236	2:11.594	**28**	13.129	2:12.139	**28**	15.799	2:11.659
34	5.011	2:15.249	**3**	9.179	2:14.015	**3**	12.869	2:13.060	**3**	16.475	2:12.852	**23**	18.708	2:11.076
28	5.497	2:15.735	**34**	10.714	2:14.986	**25**	13.173	2:11.619	**23**	16.621	2:11.567	**25**	19.645	2:11.612
25	6.017	2:16.255	**25**	10.924	2:14.190	**23**	14.300	2:11.964	**25**	17.022	2:13.095	**3**	21.333	2:13.847
165	6.415	2:16.653	**23**	11.706	2:13.478	**34**	15.675	2:14.331	**34**	19.600	2:13.171	**52**	22.972	2:12.031
44	6.948	2:17.186	**165**	12.039	2:14.907	**52**	15.914	2:13.108	**52**	19.930	2:13.262	**34**	23.689	2:13.078
23	7.511	2:17.749	**52**	12.176	2:13.440	**165**	16.264	2:13.595	**165**	20.101	2:13.083	**165**	23.903	2:12.791
95	7.841	2:18.079	**44**	12.748	2:15.083	**76**	16.724	2:13.234	**76**	20.563	2:13.085	**80**	24.275	2:11.666
52	8.019	2:18.257	**76**	12.860	2:13.838	**80**	17.366	2:12.997	**80**	21.598	2:13.478	**76**	24.402	2:12.828
76	8.305	2:18.543	**80**	13.739	2:12.634	**95**	18.786	2:13.817	**95**	22.921	2:13.381	**95**	27.273	2:13.341
59	10.060	2:20.298	**95**	14.339	2:15.781	**59**	20.397	2:14.020	**59**	24.718	2:13.567	**59**	29.238	2:13.509
80	10.388	2:20.626	**59**	15.747	2:14.970	**210**	28.369	2:15.126	**210**	32.508	2:13.385	**210**	37.881	2:14.362
57	16.205	2:26.443	**210**	22.613	2:15.454	**17**	32.419	2:15.460	**17**	37.302	2:14.129	**17**	43.152	2:14.839
210	16.442	2:26.680	**58**	25.504	2:18.086	**58**	35.139	2:19.005	**58**	42.487	2:16.594	**58**	49.251	2:15.753
58	16.701	2:26.939	**17**	26.329	2:18.710	**192**	41.147	2:20.102	**2**	48.415	2:14.411	**2**	49.406	2:09.980
17	16.902	2:27.140	**57**	30.186	2:23.264	**57**	41.453	2:20.637	**192**	51.027	2:19.126	**57**	58.765	2:16.084
27	19.181	2:29.419	**192**	30.415	2:19.317	**27**	41.862	2:19.658	**57**	51.670	2:19.463	**192**	1:01.493	2:19.455
123	19.728	2:29.966	**27**	31.574	2:21.676	**123**	42.407	2:19.571	**27**	52.477	2:19.861	**19**	1:02.955	2:18.829
192	20.381	2:30.619	**123**	32.206	2:21.761	**19**	43.120	2:20.022	**19**	53.115	2:19.241	**27**	1:03.811	2:20.323
53	20.972	2:31.210	**19**	32.468	2:20.526	**2**	43.250	2:15.185	**123**	53.941	2:20.780	**123**	1:04.335	2:19.383
19	21.225	2:31.463	**53**	33.665	2:21.976	**53**	44.631	2:20.336	**53**	55.636	2:20.251	**53**	1:06.276	2:19.629
16	23.441	2:33.679	**16**	36.819	2:22.661	**911**	1 Lap	3:26.501	**16**	1:00.396	2:20.527	**16**	1:11.442	2:20.035
199	24.078	2:34.316	**2**	37.435	2:18.595	**16**	49.115	2:21.666	**5**	1:06.027	2:22.348	**5**	1:19.544	2:22.506
41	25.378	2:35.616	**199**	39.232	2:24.437	**5**	52.925	2:21.993	**29**	1:06.398	2:22.394	**29**	1:19.767	2:22.358
5	25.638	2:35.876	**5**	40.302	2:23.947	**29**	53.250	2:22.206	**199**	1:08.065	2:23.708	**199**	1:21.694	2:22.618
117	27.805	2:38.043	**29**	40.414	2:21.718	**199**	53.603	2:23.741	**41**	1:08.305	2:22.708	**41**	1:21.822	2:22.506
29	27.979	2:38.217	**41**	40.592	2:24.497	**41**	54.843	2:23.621	**117**	1:09.979	2:22.904	**117**	1:23.051	2:22.061
2	28.123	2:38.361	**117**	42.806	2:24.284	**117**	56.321	2:22.885	**72**	1:16.771	2:25.347	**72**	1:32.065	2:24.283
441	29.166	2:39.404	**441**	44.729	2:24.846	**72**	1:00.670	2:24.457	**441**	1:17.113	2:25.330	**441**	1:32.616	2:24.492
163	30.460	2:40.698	**72**	45.583	2:24.056	**441**	1:01.029	2:25.670	**163**	1:18.097	2:24.865	**163**	1:33.709	2:24.601
72	30.810	2:41.048	**163**	46.838	2:25.661	**163**	1:02.478	2:25.010	**90**	1:29.964	2:28.099	**90**	1:45.640	2:24.665
90	33.966	2:44.204	**88**	53.335	2:27.362	**88**	1:10.645	2:26.680	**88**	1:35.875	2:34.476	**88**	1:53.218	2:26.332
88	35.256	2:45.494	**90**	54.566	2:29.883	**90**	1:11.111	2:25.915	**911**	1 Lap	3:17.493			
325	38.258	2:48.496	**325**	1:23.005	2:54.030 **P**									
911	1:38.861	3:49.099												

Weather / Track : Cloudy / Dry

Silverstone GP
Circuit Length = 3.6604 miles
Start: 19:11 Flag 20:02 End: 20:12

Silverstone Classic

Yokohama Trophy for FIA Masters Historic Sports Cars

RACE 11 - LAP CHART

LAP 6 @ 19:24:44.454		
NO	BEHIND	LAP TIME
89		2:09.269
28	17.753	2:11.223
23	20.017	2:10.578
25	21.747	2:11.371
52	25.574	2:11.871
3	27.092	2:15.028
165	27.300	2:12.666
80	27.695	2:12.689
34	29.208	2:14.788
76	29.396	2:14.263
95	32.178	2:14.174
59	35.808	2:15.839
210	42.260	2:13.648
17	49.178	2:15.295
2	51.234	2:11.097
58	57.283	2:17.301
911	2 Laps	3:21.756
57	1:06.071	2:16.575
192	1:11.321	2:19.097
19	1:12.287	2:18.601
27	1:13.691	2:19.149
123	1:14.276	2:19.210
53	1:16.017	2:19.010
16	1:22.034	2:19.861
29	1:33.484	2:22.986
5	1:34.481	2:24.206
41	1:34.911	2:22.358
117	1:39.193	2:25.411
199	1:42.671	2:30.246
72	1:46.390	2:23.594
441	1:46.794	2:23.447
163	1:48.657	2:24.217
90	2:01.355	2:24.984

LAP 7 @ 19:26:53.614		
NO	BEHIND	LAP TIME
89		2:09.160
88	1 Lap	2:26.149
28	21.148	2:12.555
23	21.609	2:10.752
25	23.353	2:10.766
52	27.779	2:11.365
165	28.115	2:09.975
80	30.151	2:11.616
76	32.658	2:12.422
3	33.092	2:15.160
34	33.583	2:13.535
95	35.672	2:12.654
59	42.306	2:15.658
210	50.206	2:17.106
2	51.818	2:09.744
17	54.045	2:14.027
58	1:04.321	2:16.198
57	1:13.867	2:16.956
192	1:21.543	2:19.382
19	1:21.888	2:18.761
123	1:24.589	2:19.473
27	1:26.383	2:21.852
53	1:26.537	2:19.680
16	1:33.499	2:20.625
29	1:46.518	2:22.194
5	1:48.646	2:23.325
41	1:48.803	2:23.052
199	1:57.915	2:24.404
72	2:00.401	2:23.171
441	2:01.139	2:23.505
163	2:02.942	2:23.445
117	2:07.157	2:37.124

LAP 8 @ 19:29:02.712		
NO	BEHIND	LAP TIME
89		2:09.098
911	3 Laps	3:21.615 **P**
90	1 Lap	2:24.444
88	1 Lap	2:27.529
28	23.095	2:11.045
23	23.332	2:10.821
25	25.490	2:11.235
52	30.914	2:12.233
165	31.114	2:12.097
80	32.240	2:11.187
76	34.123	2:10.563
3	36.904	2:12.910
34	38.248	2:13.763
95	39.012	2:12.438
59	48.580	2:15.372
2	52.155	2:09.435
210	55.029	2:13.921
17	59.394	2:14.447
71	7 Laps	18:25.674 **P**
58	1:11.716	2:16.493
57	1:21.214	2:16.445
19	1:31.824	2:19.034
192	1:31.973	2:19.528
123	1:34.437	2:18.946
53	1:36.407	2:18.968
27	1:42.157	2:24.872
16	1:44.781	2:20.380
29	1:58.517	2:21.097
5	2:03.047	2:23.499
41	2:03.169	2:23.464

LAP 9 @ 19:31:12.763		
NO	BEHIND	LAP TIME
89		2:10.051
199	1 Lap	2:24.123
72	1 Lap	2:24.137
441	1 Lap	2:23.756
163	1 Lap	2:23.901
117	1 Lap	2:22.240
90	1 Lap	2:23.030
23	25.671	2:12.390
28	26.400	2:13.356
25	26.690	2:11.251
165	30.990	2:09.927
52	34.597	2:13.734
76	35.126	2:11.054
80	36.018	2:13.829
3	37.560	2:10.707 **P**
34	42.709	2:14.512
95	43.294	2:14.333
88	1 Lap	2:34.001
59	53.464	2:14.935
2	53.635	2:11.531
210	59.173	2:14.195
17	1:03.759	2:14.416
58	1:18.135	2:16.470
57	1:29.142	2:17.979 **P**
19	1:41.052	2:19.279
192	1:41.711	2:19.789
123	1:42.574	2:18.188
53	1:45.801	2:19.445
27	1:53.824	2:21.718
16	1:55.221	2:20.491
911	3 Laps	4:15.826

LAP 10 @ 19:33:23.173		
NO	BEHIND	LAP TIME
89		2:10.410
29	1 Lap	2:22.335
41	1 Lap	2:23.147
5	1 Lap	2:25.182
199	1 Lap	2:23.909
72	1 Lap	2:24.114
441	1 Lap	2:25.353 **P**
117	1 Lap	2:21.760
163	1 Lap	2:25.438 **P**
23	26.068	2:10.807
25	27.541	2:11.261
28	28.538	2:12.548
165	30.255	2:09.675
90	1 Lap	2:24.671
76	36.897	2:12.181
52	37.776	2:13.589
34	46.845	2:14.546 **P**
95	47.555	2:14.671
80	48.228	2:22.620 **P**
2	54.236	2:11.011
59	58.338	2:15.284
210	1:02.455	2:13.692
17	1:07.861	2:14.512
58	1:23.857	2:16.132 **P**
19	1:49.840	2:19.198
192	1:52.100	2:20.799
123	1:53.024	2:20.860
53	1:54.478	2:19.087 **P**
3	1:59.616	3:32.466
27	2:05.024	2:21.610
16	2:06.503	2:21.692

Weather / Track : Cloudy / Dry

Silverstone GP
Circuit Length = 3.6604 miles
Start: 19:11 Flag 20:02 End: 20:12

Silverstone Classic

Yokohama Trophy for FIA Masters Historic Sports Cars

RACE 11 - LAP CHART

LAP 11 @ 19:35:32.173		
NO	BEHIND	LAP TIME
89		2:09.000
29	1 Lap	2:23.334
41	1 Lap	2:23.992 **P**
5	1 Lap	2:26.402
911	4 Laps	2:39.300
23	28.102	2:11.034
25	29.024	2:10.483
28	32.736	2:13.198
165	32.979	2:11.724
199	1 Lap	2:29.101 **P**
72	1 Lap	2:27.407 **P**
117	1 Lap	2:26.889 **P**
76	39.842	2:11.945
90	1 Lap	2:22.612
95	55.914	2:17.359 **P**
57	1 Lap	3:51.246
59	1:03.324	2:13.986
2	1:05.694	2:20.458 **P**
210	1:06.678	2:13.223
17	1:12.276	2:13.415 **P**
19	2:01.033	2:20.193 **P**
3	2:01.813	2:11.197
441	1 Lap	3:51.094
192	2:03.081	2:19.981
123	2:04.387	2:20.363
163	1 Lap	3:53.013

LAP 12 @ 19:37:42.879		
NO	BEHIND	LAP TIME
89		2:10.706 **P**
34	1 Lap	3:37.713
27	1 Lap	2:20.076 **P**
16	1 Lap	2:20.894
29	1 Lap	2:22.502
23	27.673	2:10.277 **P**
25	29.992	2:11.674
165	34.131	2:11.858
28	34.219	2:12.189 **P**
80	1 Lap	4:06.566
58	1 Lap	3:38.867
5	1 Lap	2:31.642 **P**
76	46.744	2:17.608 **P**
911	4 Laps	2:37.988
57	1 Lap	2:13.283
90	1 Lap	2:28.497 **P**
59	1:10.528	2:17.910 **P**
210	1:13.076	2:17.104 **P**
53	1 Lap	3:41.944
3	2:00.800	2:09.693
41	1 Lap	3:53.672
192	2:14.686	2:22.311 **P**
441	1 Lap	2:23.130
123	2:16.922	2:23.241 **P**
117	1 Lap	3:48.786
199	1 Lap	3:52.063
163	1 Lap	2:24.307
72	1 Lap	3:58.208
16	2:28.241	2:20.550 **P**
95	2:28.293	3:43.085
34	2:30.420	2:25.568 **P**

LAP 13 @ 19:40:24.647		
NO	BEHIND	LAP TIME
25		2:11.776 **P**
165	1.504	2:09.141 **P**
80	1 Lap	2:10.667
17	1 Lap	3:47.786
29	1 Lap	2:24.217 **P**
58	1 Lap	2:14.237
57	1 Lap	2:12.569
911	4 Laps	2:37.883
89	51.269	3:33.037
53	1 Lap	2:20.367
19	1 Lap	3:49.900
27	1 Lap	3:47.333
23	1:21.440	3:35.535
28	1:22.849	3:30.398
3	1:28.884	2:09.852
41	1 Lap	2:20.953
71	11 Laps	11:59.652 **P**
441	1 Lap	2:22.318
117	1 Lap	2:21.642
5	1 Lap	3:54.217
199	1 Lap	2:23.577
95	2:00.074	2:13.549
163	1 Lap	2:23.707
210	2:03.584	3:32.276
72	1 Lap	2:27.799
80	2:15.133	2:11.146
59	2:22.430	3:53.670
17	2:24.606	2:17.018
90	1 Lap	4:03.399
58	2:29.390	2:13.903
57	2:46.627	2:12.271

LAP 14 @ 19:43:24.724		
NO	BEHIND	LAP TIME
89		2:08.808
53	1 Lap	2:21.044
123	1 Lap	3:48.585
19	1 Lap	2:26.308
911	4 Laps	2:36.377
192	1 Lap	3:57.827
23	31.132	2:09.769
27	1 Lap	2:20.850
28	33.296	2:10.524
3	34.758	2:05.951 **P**
25	36.733	3:36.810
165	37.051	3:35.624
16	1 Lap	4:02.222
29	1 Lap	3:54.127
41	1 Lap	2:20.713
95	1:15.959	2:15.962
441	1 Lap	2:22.370
5	1 Lap	2:24.298
210	1:24.839	2:21.332
163	1 Lap	2:23.951
80	1:27.655	2:12.599
199	1 Lap	2:30.917
72	1 Lap	2:28.131
59	1:40.241	2:17.888
17	1:41.616	2:17.087
117	1 Lap	2:44.762
90	1 Lap	2:23.881
57	1:59.996	2:13.446

LAP 15 @ 19:45:34.136		
NO	BEHIND	LAP TIME
89		2:09.412
71	12 Laps	3:36.606
53	1 Lap	2:21.970
23	31.810	2:10.090
123	1 Lap	2:18.517
28	37.092	2:13.208
19	1 Lap	2:23.934
25	39.505	2:12.184
165	39.731	2:12.092
192	1 Lap	2:20.181
27	1 Lap	2:22.528
3	47.430	2:22.084
911	4 Laps	2:38.623
16	1 Lap	2:22.764
41	1 Lap	2:21.358
95	1:19.836	2:13.289
29	1 Lap	2:31.129
210	1:29.981	2:14.554
80	1:30.701	2:12.458
441	1 Lap	2:24.331
5	1 Lap	2:24.456
163	1 Lap	2:23.568
199	1 Lap	2:23.611
59	1:47.352	2:16.523
17	1:49.797	2:17.593
117	1 Lap	2:22.203
72	1 Lap	2:29.492
57	2:03.008	2:12.424
90	1 Lap	2:24.647

Weather / Track : Cloudy / Dry

Silverstone GP
Circuit Length = 3.6604 miles
Start: 19:11 Flag 20:02 End: 20:12

Silverstone Classic

Yokohama Trophy for FIA Masters Historic Sports Cars

RACE 11 - LAP CHART

LAP 16 @ 19:47:42.808

NO	BEHIND	LAP TIME
89		2:08.672
71	12 Laps	2:17.445
23	33.488	2:10.350
28	40.433	2:12.013
53	1 Lap	2:21.520
25	41.820	2:10.987
165	42.093	2:11.034
123	1 Lap	2:19.531
3	48.240	2:09.482
192	1 Lap	2:21.220
19	1 Lap	2:27.149
27	1 Lap	2:21.701
16	1 Lap	2:22.470
95	1:24.904	2:13.740
911	4 Laps	2:38.432
41	1 Lap	2:21.075
80	1:33.549	2:11.520
210	1:36.036	2:14.727
29	1 Lap	2:29.337
441	1 Lap	2:24.253
59	1:55.404	2:16.724
5	1 Lap	2:26.630
163	1 Lap	2:24.859
17	1:57.077	2:15.952
199	1 Lap	2:22.783
57	2:07.849	2:13.513
117	1 Lap	2:22.287

LAP 17 @ 19:49:52.334

NO	BEHIND	LAP TIME
89		2:09.526
72	2 Laps	2:28.475
90	2 Laps	2:22.842
71	12 Laps	2:16.581
23	34.564	2:10.602
28	41.785	2:10.878
165	44.455	2:11.888
25	44.877	2:12.583
3	48.601	2:09.887
53	1 Lap	2:21.775
192	1 Lap	2:20.493
27	1 Lap	2:22.171
19	1 Lap	2:31.270
95	1:29.048	2:13.670
16	1 Lap	2:23.197
123	1 Lap	2:57.579 **P**
80	1:36.266	2:12.243
41	1 Lap	2:21.313
210	1:40.685	2:14.175
59	2:02.066	2:16.188
29	1 Lap	2:28.240
441	1 Lap	2:25.499
17	2:05.319	2:17.768
911	4 Laps	2:53.100

LAP 18 @ 19:52:03.678

NO	BEHIND	LAP TIME
89		2:11.344
57	1 Lap	2:14.516
199	2 Laps	2:25.821
163	2 Laps	2:29.775
5	2 Laps	2:31.877
117	2 Laps	2:23.107
90	2 Laps	2:23.888
72	2 Laps	2:28.812
23	33.953	2:10.733
71	12 Laps	2:18.117
28	41.254	2:10.813
165	42.384	2:09.273
25	43.753	2:10.220
3	46.632	2:09.375
53	1 Lap	2:21.709
192	1 Lap	2:22.014
27	1 Lap	2:20.034
95	1:29.947	2:12.243
80	1:35.769	2:10.847
19	1 Lap	2:31.553
16	1 Lap	2:22.871
210	1:43.505	2:14.164
41	1 Lap	2:21.200
59	2:06.753	2:16.031

LAP 19 @ 19:54:12.315

NO	BEHIND	LAP TIME
89		2:08.637
17	1 Lap	2:19.538
29	2 Laps	2:29.013
441	2 Laps	2:28.956
57	1 Lap	2:24.408 **P**
199	2 Laps	2:24.703
163	2 Laps	2:24.158
117	2 Laps	2:24.955
911	5 Laps	2:45.559
23	36.972	2:11.656
90	2 Laps	2:24.703
28	43.142	2:10.525
165	44.401	2:10.654
25	46.106	2:10.990
3	47.293	2:09.298
72	2 Laps	2:29.448
5	2 Laps	2:55.651 **P**
71	12 Laps	2:25.108 **P**
53	1 Lap	2:21.318
192	1 Lap	2:21.175
27	1 Lap	2:20.019
95	1:33.436	2:12.126
80	1:38.615	2:11.483
210	1:49.943	2:15.075
16	1 Lap	2:23.956
19	1 Lap	2:29.268
41	1 Lap	2:19.807

LAP 20 @ 19:56:20.990

NO	BEHIND	LAP TIME
89		2:08.675
59	1 Lap	2:17.499
17	1 Lap	2:16.845
441	2 Laps	2:24.871
29	2 Laps	2:28.478
199	2 Laps	2:24.062
163	2 Laps	2:23.944
23	39.320	2:11.023
117	2 Laps	2:24.042
28	44.582	2:10.115
165	45.157	2:09.431
3	47.955	2:09.337
25	49.042	2:11.611
90	2 Laps	2:25.178
123	3 Laps	5:59.967 **P**
72	2 Laps	2:27.236
911	5 Laps	2:46.921
53	1 Lap	2:21.906
95	1:37.377	2:12.616
192	1 Lap	2:20.119
80	1:40.397	2:10.457
27	1 Lap	2:19.857
210	1:54.529	2:13.261

Silverstone GP
Circuit Length = 3.6604 miles
Start: 19:11 Flag 20:02 End: 20:12

Weather / Track : Cloudy / Dry

Silverstone Classic

Yokohama Trophy for FIA Masters Historic Sports Cars

RACE 11 - LAP CHART

LAP 21	@ 19:58:30.617	
NO	BEHIND	LAP TIME
89		2:09.627
16	2 Laps	2:23.854
41	2 Laps	2:21.384
19	2 Laps	2:26.475
59	1 Lap	2:16.267
17	1 Lap	2:16.062
23	41.008	2:11.315
441	2 Laps	2:25.861
28	45.977	2:11.022
165	46.540	2:11.010
3	48.504	2:10.176
25	51.042	2:11.627
29	2 Laps	2:28.400
199	2 Laps	2:26.980
163	2 Laps	2:27.506
117	2 Laps	2:24.656
90	2 Laps	2:22.435
72	2 Laps	2:26.130
95	1:40.516	2:12.766
80	1:42.291	2:11.521
53	1 Lap	2:23.789
911	5 Laps	2:46.004
192	1 Lap	2:19.969
27	1 Lap	2:22.673
210	2:00.357	2:15.455

LAP 22	@ 20:00:39.808	
NO	BEHIND	LAP TIME
89		2:09.191
41	2 Laps	2:21.192
16	2 Laps	2:25.845
59	1 Lap	2:15.869
17	1 Lap	2:16.126
19	2 Laps	2:29.251
23	42.455	2:10.638
28	46.902	2:10.116
165	47.374	2:10.025
3	48.471	2:09.158
25	52.519	2:10.668
441	2 Laps	2:23.991
29	2 Laps	2:25.211
199	2 Laps	2:25.560
117	2 Laps	2:22.228
163	2 Laps	2:26.632
90	2 Laps	2:21.609
95	1:42.770	2:11.445
80	1:43.496	2:10.396
53	1 Lap	2:22.389
192	1 Lap	2:19.415
210	2:09.158	2:17.992
5	4 Laps	7:42.869
27	1 Lap	2:24.103

LAP 23	@ 20:02:51.373	
NO	BEHIND	LAP TIME
89		2:11.565
911	6 Laps	2:40.699
72	3 Laps	3:09.220
59	1 Lap	2:15.893
41	2 Laps	2:20.551
17	1 Lap	2:15.656
16	2 Laps	2:24.957
23	42.452	2:11.562
19	2 Laps	2:29.230
3	47.085	2:10.179
165	47.500	2:11.691
28	1:13.770	2:38.433
441	2 Laps	2:26.018
117	2 Laps	2:22.205
29	2 Laps	2:26.669
199	2 Laps	2:27.381
163	2 Laps	2:26.986
90	2 Laps	2:21.573
95	1:41.915	2:10.710
80	1:42.339	2:10.408
53	1 Lap	2:19.500
192	1 Lap	2:19.512
210	2:21.834	2:24.241
27	1 Lap	2:24.461
5	4 Laps	3:23.631 **P**

Weather / Track : Cloudy / Dry

Silverstone GP
Circuit Length = 3.6604 miles
Start: 19:11 Flag 20:02 End: 20:12

Silverstone Classic

Yokohama Trophy for FIA Masters Historic Sports Cars

RACE 11 - SECTOR ANALYSIS

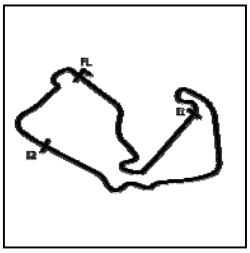

SECTOR 1 = FL to I1, SECTOR 2 = I1 to I2, SECTOR 3 = I2 to FL, DIFF = Difference To Personal Best Lap, P = Crossed Finish Line in Pit Lane, D = Time Disallowed

P1 89 Rod A.BANKS / M.BANKS McLaren M6B

IDEAL LAP TIME : 2:07.565 BEST LAP TIME : 2:08.637 DIFFERENCE : 1.072

LAP	SECTOR 1		SECTOR 2		SECTOR 3		LAP TIME		MPH	DIFF	TIME OF DAY
1 -		151.1	1:03.573	160.1	27.944	107.3	2:10.238		101.18	1.601	19:13:58.297
2 -	38.982	154.9	1:02.709	160.5	27.592	***109.2***	2:09.283		101.92	0.646	19:16:07.580
3 -	38.585	153.5	1:03.130	161.7	27.655	105.5	2:09.370		101.86	0.733	19:18:16.950
4 -	38.750	155.3	1:02.820	161.3	27.676	106.8	2:09.246		101.95	0.609	19:20:26.196
5 -	38.870	154.6	1:02.623	162.4	27.496	108.7	2:08.989		102.16	0.352	19:22:35.185
6 -	39.079	154.9	1:02.562	161.7	27.628	106.1	2:09.269		101.94	0.632	19:24:44.454
7 -	***38.498***	***156.0***	1:02.364	162.4	28.298	108.4	2:09.160		102.02	0.523	19:26:53.614
8 -	38.599	155.3	1:02.725	162.4	27.774	107.2	2:09.098		102.07	0.461	19:29:02.712
9 -	39.454	***156.0***	1:03.329	162.4	***27.268***	108.5	2:10.051		101.32	1.414	19:31:12.763
10 -	38.841	155.3	1:03.859	162.8	27.710	105.8	2:10.410		101.04	1.773	19:33:23.173
11 -	38.948	155.7	1:02.376	161.7	27.676	106.0	2:09.000		102.15	0.363	19:35:32.173
12 -	39.061	150.1	1:01.996	***163.2***	IN PIT		2:10.706	**P**	100.82	2.069	19:37:42.879
13 -	OUTLAP	151.1	1:02.511	161.7	27.689	104.3	3:33.037		61.85	1:24.400	19:41:15.916
14 -	38.797	154.2	1:02.260	161.7	27.751	107.3	2:08.808		102.30	0.171	19:43:24.724
15 -	38.831	152.8	1:02.567	161.7	28.014	106.5	2:09.412		101.82	0.775	19:45:34.136
16 -	38.805	153.9	1:02.275	161.7	27.592	108.4	2:08.672	**(2)**	102.41	0.035	19:47:42.808
17 -	38.998	153.9	1:02.759	162.4	27.769	108.4	2:09.526		101.73	0.889	19:49:52.334
18 -	39.094	150.4	1:04.508	155.7	27.742	108.9	2:11.344		100.33	2.707	19:52:03.678
19 -	38.920	150.8	1:02.102	162.4	27.615	108.9	***2:08.637***	**(1)**	***102.44***		***19:54:12.315***
20 -	39.362	151.4	***1:01.799***	162.4	27.514	108.4	2:08.675	**(3)**	102.41	0.038	19:56:20.990
21 -	39.083	153.2	1:02.684	162.8	27.860	108.0	2:09.627		101.65	0.990	19:58:30.617
22 -	38.821	150.1	1:02.328	162.4	28.042	102.9	2:09.191		102.00	0.554	20:00:39.808
23 -	39.699	144.3	1:03.115	162.4	28.751	104.8	2:11.565		100.16	2.928	20:02:51.373

P2 23 Rod Gary PEARSON Lola T70 Mk3B

IDEAL LAP TIME : 2:09.483 BEST LAP TIME : 2:09.769 DIFFERENCE : 0.286

LAP	SECTOR 1		SECTOR 2		SECTOR 3		LAP TIME		MPH	DIFF	TIME OF DAY
1 -		137.5	1:04.468	150.4	29.237	106.0	2:17.749		95.66	7.980	19:14:05.808
2 -	40.317	143.0	1:04.440	156.0	28.721	108.0	2:13.478		98.72	3.709	19:16:19.286
3 -	39.999	142.1	1:03.858	154.9	28.107	107.2	2:11.964		99.85	2.195	19:18:31.250
4 -	39.359	148.1	1:03.991	154.9	28.217	109.8	2:11.567		100.16	1.798	19:20:42.817
5 -	39.481	146.8	1:03.363	154.9	28.232	109.1	2:11.076		100.53	1.307	19:22:53.893
6 -	39.346	147.4	1:03.297	155.3	27.935	109.4	2:10.578		100.91	0.809	19:25:04.471
7 -	39.540	148.1	1:03.084	156.0	28.128	106.5	2:10.752		100.78	0.983	19:27:15.223
8 -	39.427	***149.7***	1:03.545	155.7	27.849	108.0	2:10.821		100.73	1.052	19:29:26.044
9 -	40.270	147.8	1:04.380	156.0	27.740	107.8	2:12.390		99.53	2.621	19:31:38.434
10 -	39.335	146.2	1:03.381	155.3	28.091	106.0	2:10.807		100.74	1.038	19:33:49.241
11 -	39.579	146.2	1:03.383	154.2	28.072	108.9	2:11.034		100.56	1.265	19:36:00.275
12 -	39.448	148.1	1:03.555	154.9	IN PIT		2:10.277	**P**	101.15	0.508	19:38:10.552
13 -	OUTLAP	146.5	1:02.943	154.9	27.736	108.9	3:35.535		61.13	1:25.766	19:41:46.087
14 -	***39.100***	148.4	***1:02.850***	156.7	27.819	105.0	***2:09.769***	**(1)**	***101.54***		***19:43:55.856***
15 -	39.325	148.4	1:03.112	***157.1***	27.653	109.4	2:10.090	**(2)**	101.29	0.321	19:46:05.946
16 -	39.387	145.8	1:03.108	154.9	27.855	109.2	2:10.350	**(3)**	101.09	0.581	19:48:16.296
17 -	39.517	146.5	1:03.186	155.3	27.899	108.7	2:10.602		100.90	0.833	19:50:26.898
18 -	39.446	143.7	1:03.400	154.6	27.887	109.2	2:10.733		100.79	0.964	19:52:37.631
19 -	39.667	145.8	1:04.079	153.5	27.910	***110.9***	2:11.656		100.09	1.887	19:54:49.287
20 -	39.551	146.8	1:03.364	***157.1***	28.108	108.4	2:11.023		100.57	1.254	19:57:00.310
21 -	39.834	137.2	1:03.948	155.7	***27.533***	107.7	2:11.315		100.35	1.546	19:59:11.625
22 -	39.541	147.4	1:02.902	155.7	28.195	109.8	2:10.638		100.87	0.869	20:01:22.263
23 -	39.421	147.4	1:03.708	155.3	28.433	107.5	2:11.562		100.16	1.793	20:03:33.825

Weather / Track : Cloudy / Dry

Silverstone GP
Circuit Length = 3.6604 miles
Start: 19:11 Flag 20:02 End: 20:12

Silverstone Classic

Yokohama Trophy for FIA Masters Historic Sports Cars

RACE 11 - SECTOR ANALYSIS

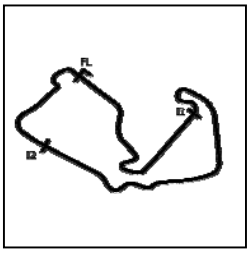

SECTOR 1 = FL to I1, SECTOR 2 = I1 to I2, SECTOR 3 = I2 to FL, DIFF = Difference To Personal Best Lap, P = Crossed Finish Line in Pit Lane, D = Time Disallowed

P3 165 Sto Diogo FERRAO Lola T292

IDEAL LAP TIME : 2:08.464 BEST LAP TIME : 2:09.273 DIFFERENCE : 0.809

LAP	SECTOR 1		SECTOR 2		SECTOR 3		LAP TIME		MPH	DIFF	TIME OF DAY
1 -		136.9	1:04.658	141.8	28.369	104.6	2:16.653		96.43	7.380	19:14:04.712
2 -	40.192	***137.5***	1:06.068	137.5	28.647	103.8	2:14.907		97.68	5.634	19:16:19.619
3 -	41.316	***137.5***	1:04.298	141.8	27.981	***105.3***	2:13.595		98.63	4.322	19:18:33.214
4 -	41.245	137.2	1:03.812	***143.3***	28.026	105.0	2:13.083		99.01	3.810	19:20:46.297
5 -	40.840	136.3	1:03.534	143.0	28.417	101.9	2:12.791		99.23	3.518	19:22:59.088
6 -	40.697	135.8	1:03.420	143.0	28.549	102.6	2:12.666		99.33	3.393	19:25:11.754
7 -	40.020	135.8	1:02.725	142.1	27.230	***105.3***	2:09.975		101.38	0.702	19:27:21.729
8 -	40.296	133.4	1:03.845	142.4	27.956	104.0	2:12.097		99.75	2.824	19:29:33.826
9 -	39.852	134.7	1:03.279	140.9	***26.796***	104.6	2:09.927		101.42	0.654	19:31:43.753
10 -	***39.221***	135.0	1:03.440	140.6	27.014	104.2	2:09.675	**(3)**	101.62	0.402	19:33:53.428
11 -	39.351	135.0	1:04.867	141.8	27.506	105.0	2:11.724		100.04	2.451	19:36:05.152
12 -	40.573	136.6	1:04.078	140.6	27.207	104.3	2:11.858		99.93	2.585	19:38:17.010
13 -	39.411	136.1	1:03.082	141.2	IN PIT		2:09.141	**P**	102.04		19:40:26.151
14 -	OUTLAP	132.8	1:02.490	140.6	27.251	105.0	3:35.624		61.11	1:26.351	19:44:01.775
15 -	39.905	136.9	1:04.195	136.9	27.992	104.8	2:12.092		99.76	2.819	19:46:13.867
16 -	40.079	136.1	1:03.317	142.1	27.638	104.6	2:11.034		100.56	1.761	19:48:24.901
17 -	40.530	133.1	1:03.953	141.8	27.405	105.1	2:11.888		99.91	2.615	19:50:36.789
18 -	39.341	135.8	1:02.918	141.2	27.014	104.5	***2:09.273***	**(1)**	***101.93***		***19:52:46.062***
19 -	39.372	136.3	1:03.059	142.4	28.223	105.1	2:10.654		100.86	1.381	19:54:56.716
20 -	39.642	134.4	1:02.844	142.4	26.945	104.6	2:09.431	**(2)**	101.81	0.158	19:57:06.147
21 -	40.019	135.8	1:04.083	141.2	26.908	105.1	2:11.010		100.58	1.737	19:59:17.157
22 -	40.550	134.7	***1:02.447***	142.1	27.028	105.0	2:10.025		101.34	0.752	20:01:27.182
23 -	40.235	132.8	1:04.558	142.7	26.898	105.0	2:11.691		100.06	2.418	20:03:38.873

P4 28 Rod Martin STRETTON McLaren M6 GT

IDEAL LAP TIME : 2:09.229 BEST LAP TIME : 2:10.115 DIFFERENCE : 0.886

LAP	SECTOR 1		SECTOR 2		SECTOR 3		LAP TIME		MPH	DIFF	TIME OF DAY
1 -		146.5	1:04.696	154.9	28.350	105.3	2:15.735		97.08	5.620	19:14:03.794
2 -	39.999	147.1	1:03.627	155.7	28.172	102.9	2:11.798		99.98	1.683	19:16:15.592
3 -	39.799	145.2	1:03.797	154.6	27.998	108.5	2:11.594		100.13	1.479	19:18:27.186
4 -	39.854	137.5	1:04.288	156.0	27.997	106.5	2:12.139		99.72	2.024	19:20:39.325
5 -	39.494	148.4	1:04.149	155.7	28.016	106.1	2:11.659		100.09	1.544	19:22:50.984
6 -	39.479	***148.7***	1:03.948	156.0	27.796	***109.4***	2:11.223		100.42	1.108	19:25:02.207
7 -	40.765	***148.7***	1:03.777	155.7	28.013	107.3	2:12.555		99.41	2.440	19:27:14.762
8 -	39.569	***148.7***	1:03.551	156.4	27.925	108.0	2:11.045		100.55	0.930	19:29:25.807
9 -	40.274	145.5	1:04.313	154.2	28.769	108.0	2:13.356		98.81	3.241	19:31:39.163
10 -	39.915	147.1	1:04.406	155.3	28.227	108.0	2:12.548		99.41	2.433	19:33:51.711
11 -	39.711	144.6	1:05.179	156.7	28.308	106.3	2:13.198		98.93	3.083	19:36:04.909
12 -	40.058	145.5	1:03.826	154.9	IN PIT		2:12.189	**P**	99.68	2.074	19:38:17.098
13 -	OUTLAP	145.2	1:03.068	156.4	27.737	106.3	3:30.398		62.63	1:20.283	19:41:47.496
14 -	39.401	141.8	1:03.388	156.4	27.735	105.8	2:10.524	**(3)**	100.96	0.409	19:43:58.020
15 -	40.824	140.6	1:04.264	140.6	28.120	109.1	2:13.208		98.92	3.093	19:46:11.228
16 -	39.708	145.5	1:04.016	155.7	28.289	108.2	2:12.013		99.82	1.898	19:48:23.241
17 -	39.641	147.8	1:03.494	156.4	27.743	108.7	2:10.878		100.68	0.763	19:50:34.119
18 -	39.718	145.5	1:03.331	***157.1***	27.764	107.7	2:10.813		100.73	0.698	19:52:44.932
19 -	***39.344***	147.4	1:03.120	***157.1***	28.061	108.0	2:10.525		100.95	0.410	19:54:55.457
20 -	40.009	144.6	***1:02.418***	***157.1***	27.688	107.5	***2:10.115***	**(1)**	***101.27***		***19:57:05.572***
21 -	39.583	147.4	1:03.952	155.3	27.487	102.6	2:11.022		100.57	0.907	19:59:16.594
22 -	40.158	***148.7***	1:02.491	***157.1***	***27.467***	106.0	2:10.116	**(2)**	101.27	0.001	20:01:26.710
23 -	40.626	133.1	1:13.375	106.0	44.432	27.4	2:38.433		83.17	28.318	20:04:05.143

Weather / Track : Cloudy / Dry

Silverstone GP
Circuit Length = 3.6604 miles
Start: 19:11 Flag 20:02 End: 20:12

Silverstone Classic

Yokohama Trophy for FIA Masters Historic Sports Cars

RACE 11 - SECTOR ANALYSIS

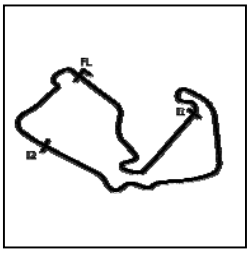

SECTOR 1 = FL to I1, SECTOR 2 = I1 to I2, SECTOR 3 = I2 to FL, DIFF = Difference To Personal Best Lap, P = Crossed Finish Line in Pit Lane, D = Time Disallowed

P5 3 Rod WRIGHT / WOLFE — Lola T70 Mk3B

IDEAL LAP TIME : 2:08.308 BEST LAP TIME : 2:09.158 DIFFERENCE : 0.850

LAP	SECTOR 1		SECTOR 2		SECTOR 3		LAP TIME		MPH	DIFF	TIME OF DAY
1 -		147.4	1:04.795	151.8	28.791	103.5	2:14.685		97.84	5.527	19:14:02.744
2 -	40.569	146.5	1:04.868	152.8	28.578	102.6	2:14.015		98.33	4.857	19:16:16.759
3 -	39.894	147.1	1:04.817	152.5	28.349	105.0	2:13.060		99.03	3.902	19:18:29.819
4 -	39.802	147.1	1:04.596	152.8	28.454	106.1	2:12.852		99.19	3.694	19:20:42.671
5 -	41.063	144.0	1:04.569	153.9	28.215	106.6	2:13.847		98.45	4.689	19:22:56.518
6 -	40.160	147.4	1:06.048	152.1	28.820	105.3	2:15.028		97.59	5.870	19:25:11.546
7 -	40.949	138.6	1:05.067	153.5	29.144	103.5	2:15.160		97.49	6.002	19:27:26.706
8 -	40.520	148.1	1:04.086	153.5	28.304	103.8	2:12.910		99.14	3.752	19:29:39.616
9 -	40.337	146.8	1:04.501	154.2	IN PIT		2:10.707	**P**	100.81	1.549	19:31:50.323
10 -	OUTLAP	143.7	1:04.322	154.9	27.769	106.0	3:32.466		62.02	1:23.308	19:35:22.789
11 -	39.278	150.8	1:03.544	157.5	28.375	***108.0***	2:11.197		100.44	2.039	19:37:33.986
12 -	38.964	150.8	1:03.016	155.7	27.713	107.8	2:09.693		101.60	0.535	19:39:43.679
13 -	39.082	149.4	1:02.814	156.7	27.956	107.5	2:09.852		101.48	0.694	19:41:53.531
14 -	39.338	147.4	1:02.654	156.7	IN PIT		2:05.951	**P**	104.62		19:43:59.482
15 -	OUTLAP	150.4	1:03.456	156.0	28.118	107.0	2:22.084		92.74	12.926	19:46:21.566
16 -	39.087	149.7	1:02.568	157.1	27.827	106.3	2:09.482		101.77	0.324	19:48:31.048
17 -	38.917	***151.1***	1:02.988	157.1	27.982	107.2	2:09.887		101.45	0.729	19:50:40.935
18 -	***38.740***	***151.1***	1:02.839	157.5	27.796	104.6	2:09.375		101.85	0.217	19:52:50.310
19 -	38.820	150.8	1:02.633	***158.2***	27.845	101.9	2:09.298	**(2)**	101.91	0.140	19:54:59.608
20 -	38.891	145.5	1:02.554	157.9	27.892	106.3	2:09.337	**(3)**	101.88	0.179	19:57:08.945
21 -	39.130	149.7	1:03.193	***158.2***	27.853	107.8	2:10.176		101.23	1.018	19:59:19.121
22 -	39.590	145.8	***1:02.072***	157.9	***27.496***	107.2	***2:09.158***	**(1)**	***102.02***		***20:01:28.279***
23 -	39.137	140.9	1:03.071	157.1	27.971	107.5	2:10.179		101.22	1.021	20:03:38.458

P6 95 Rod Gary CULVER — Lola T70 Mk3B

IDEAL LAP TIME : 2:10.680 BEST LAP TIME : 2:10.710 DIFFERENCE : 0.030

LAP	SECTOR 1		SECTOR 2		SECTOR 3		LAP TIME		MPH	DIFF	TIME OF DAY
1 -		133.1	1:04.636	151.1	28.884	102.1	2:18.079		95.43	7.369	19:14:06.138
2 -	41.092	130.8	1:04.999	143.0	29.690	97.2	2:15.781		97.05	5.071	19:16:21.919
3 -	40.279	129.0	1:05.226	153.2	28.312	103.8	2:13.817		98.47	3.107	19:18:35.736
4 -	40.112	137.7	1:04.644	151.1	28.625	105.0	2:13.381		98.79	2.671	19:20:49.117
5 -	40.085	139.8	1:04.938	151.4	28.318	104.3	2:13.341		98.82	2.631	19:23:02.458
6 -	40.331	139.5	1:05.443	151.4	28.400	104.3	2:14.174		98.21	3.464	19:25:16.632
7 -	40.110	143.7	1:04.228	151.8	28.316	104.5	2:12.654		99.33	1.944	19:27:29.286
8 -	39.943	140.1	1:04.137	152.8	28.358	103.7	2:12.438		99.50	1.728	19:29:41.724
9 -	40.352	141.8	1:04.149	153.2	29.832	89.5	2:14.333		98.09	3.623	19:31:56.057
10 -	40.608	141.2	1:04.520	142.4	29.543	103.5	2:14.671		97.85	3.961	19:34:10.728
11 -	40.414	144.0	1:04.230	152.1	IN PIT		2:17.359	**P**	95.93	6.649	19:36:28.087
12 -	OUTLAP	142.7	1:04.141	152.5	28.539	105.3	3:43.085		59.07	1:32.375	19:40:11.172
13 -	40.730	141.2	1:04.453	152.5	28.366	105.3	2:13.549		98.67	2.839	19:42:24.721
14 -	40.801	138.6	1:06.759	152.1	28.402	106.6	2:15.962		96.92	5.252	19:44:40.683
15 -	39.970	142.7	1:04.975	151.8	28.344	***106.8***	2:13.289		98.86	2.579	19:46:53.972
16 -	39.787	142.1	1:04.753	151.1	29.200	99.5	2:13.740		98.53	3.030	19:49:07.712
17 -	39.996	144.0	1:04.019	152.5	29.655	98.2	2:13.670		98.58	2.960	19:51:21.382
18 -	39.812	143.0	1:04.203	150.8	28.228	106.1	2:12.243		99.64	1.533	19:53:33.625
19 -	39.718	141.2	1:04.164	153.2	28.244	105.6	2:12.126	**(3)**	99.73	1.416	19:55:45.751
20 -	39.849	138.9	1:04.441	151.8	28.326	***106.8***	2:12.616		99.36	1.906	19:57:58.367
21 -	39.622	***144.9***	1:05.061	153.5	***28.083***	***106.8***	2:12.766		99.25	2.056	20:00:11.133
22 -	39.556	141.8	1:03.611	***153.9***	28.278	106.3	2:11.445	**(2)**	100.25	0.735	20:02:22.578
23 -	***39.173***	***144.9***	***1:03.424***	153.5	28.113	104.8	***2:10.710***	**(1)**	***100.81***		***20:04:33.288***

Weather / Track : Cloudy / Dry

Silverstone GP
Circuit Length = 3.6604 miles
Start: 19:11 Flag 20:02 End: 20:12

Silverstone Classic

Yokohama Trophy for FIA Masters Historic Sports Cars

RACE 11 - SECTOR ANALYSIS

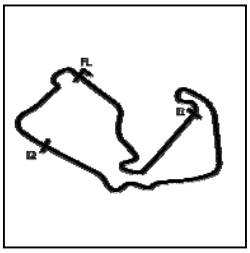

SECTOR 1 = FL to I1, SECTOR 2 = I1 to I2, SECTOR 3 = I2 to FL, DIFF = Difference To Personal Best Lap, P = Crossed Finish Line in Pit Lane, D = Time Disallowed

P7 80 Sto Henry FLETCHER Chevron B26

IDEAL LAP TIME : 2:10.153 BEST LAP TIME : 2:10.396 DIFFERENCE : 0.243

LAP	SECTOR 1		SECTOR 2		SECTOR 3		LAP TIME		MPH	DIFF	TIME OF DAY
1 -		135.8	1:04.046	141.8	28.097	103.0	2:20.626		93.70	10.230	19:14:08.685
2 -	39.931	138.3	1:04.295	***145.2***	28.408	103.5	2:12.634		99.35	2.238	19:16:21.319
3 -	40.406	136.1	1:04.160	144.9	28.431	102.4	2:12.997		99.08	2.601	19:18:34.316
4 -	40.647	138.0	1:05.079	142.1	27.752	101.8	2:13.478		98.72	3.082	19:20:47.794
5 -	39.704	***138.6***	1:04.237	140.6	27.725	102.1	2:11.666		100.08	1.270	19:22:59.460
6 -	40.535	137.2	1:04.345	140.6	27.809	103.0	2:12.689		99.31	2.293	19:25:12.149
7 -	40.022	137.5	1:03.846	140.9	27.748	104.5	2:11.616		100.12	1.220	19:27:23.765
8 -	39.602	137.5	1:03.824	141.2	27.761	103.5	2:11.187		100.45	0.791	19:29:34.952
9 -	39.822	137.7	1:04.969	143.3	29.038	104.2	2:13.829		98.46	3.433	19:31:48.781
10 -	39.829	138.3	1:12.568	98.8	IN PIT		2:22.620	**P**	92.39	12.224	19:34:11.401
11 -	OUTLAP	137.2	1:04.008	141.8	27.634	104.2	4:06.566		53.44	1:56.170	19:38:17.967
12 -	39.508	137.5	1:03.695	141.5	27.464	104.2	2:10.667		100.85	0.271	19:40:28.634
13 -	39.968	135.5	1:03.470	140.3	27.708	104.0	2:11.146		100.48	0.750	19:42:39.780
14 -	39.981	135.0	1:04.974	140.6	27.644	104.3	2:12.599		99.38	2.203	19:44:52.379
15 -	40.010	136.6	1:04.634	142.1	27.814	104.2	2:12.458		99.48	2.062	19:47:04.837
16 -	39.964	135.8	1:04.057	140.6	27.499	104.3	2:11.520		100.19	1.124	19:49:16.357
17 -	39.869	134.4	1:04.641	140.3	27.733	104.0	2:12.243		99.64	1.847	19:51:28.600
18 -	***39.382***	136.6	1:04.004	141.5	27.461	104.3	2:10.847		100.71	0.451	19:53:39.447
19 -	39.853	135.2	1:03.997	140.9	27.633	103.4	2:11.483		100.22	1.087	19:55:50.930
20 -	39.528	136.6	1:03.589	144.3	27.340	***104.8***	2:10.457	**(3)**	101.01	0.061	19:58:01.387
21 -	39.905	136.1	1:03.957	144.3	27.659	104.0	2:11.521		100.19	1.125	20:00:12.908
22 -	39.625	135.8	***1:03.456***	142.7	***27.315***	103.8	***2:10.396***	**(1)**	***101.05***		***20:02:23.304***
23 -	39.527	137.5	1:03.544	143.0	27.337	103.4	2:10.408	**(2)**	101.05	0.012	20:04:33.712

P8 210 Mar David TOMLIN Lola T210

IDEAL LAP TIME : 2:12.568 BEST LAP TIME : 2:13.223 DIFFERENCE : 0.655

LAP	SECTOR 1		SECTOR 2		SECTOR 3		LAP TIME		MPH	DIFF	TIME OF DAY
1 -		133.1	1:06.920	139.5	30.513	92.6	2:26.680		89.84	13.457	19:14:14.739
2 -	41.826	134.2	1:05.203	140.1	28.425	103.0	2:15.454		97.28	2.231	19:16:30.193
3 -	41.741	136.1	1:05.190	140.6	28.195	103.0	2:15.126		97.52	1.903	19:18:45.319
4 -	40.620	135.5	1:04.835	140.9	27.930	***103.4***	2:13.385	**(3)**	98.79	0.162	19:20:58.704
5 -	40.905	135.2	1:05.363	140.1	28.094	102.2	2:14.362		98.07	1.139	19:23:13.066
6 -	40.403	136.3	1:05.364	141.2	27.881	102.6	2:13.648		98.60	0.425	19:25:26.714
7 -	42.871	105.5	1:06.378	138.6	27.857	102.9	2:17.106		96.11	3.883	19:27:43.820
8 -	40.898	134.4	1:05.025	141.5	27.998	101.0	2:13.921		98.39	0.698	19:29:57.741
9 -	40.752	135.0	1:05.482	140.3	27.961	102.2	2:14.195		98.19	0.972	19:32:11.936
10 -	40.501	135.2	1:05.193	140.1	27.998	101.3	2:13.692		98.56	0.469	19:34:25.628
11 -	40.368	135.0	***1:04.652***	141.8	28.203	95.3	***2:13.223***	**(1)**	***98.91***		***19:36:38.851***
12 -	41.459	134.7	1:05.715	138.9	IN PIT		2:17.104	**P**	96.11	3.881	19:38:55.955
13 -	OUTLAP	133.9	1:05.212	140.3	***27.629***	103.0	3:32.276		62.07	1:19.053	19:42:28.231
14 -	***40.287***	***138.0***	1:12.947	***142.1***	28.098	103.0	2:21.332		93.23	8.109	19:44:49.563
15 -	40.527	136.1	1:06.023	140.3	28.004	102.4	2:14.554		97.93	1.331	19:47:04.117
16 -	41.233	133.6	1:05.399	141.5	28.095	102.6	2:14.727		97.81	1.504	19:49:18.844
17 -	40.507	134.4	1:05.672	140.9	27.996	100.7	2:14.175		98.21	0.952	19:51:33.019
18 -	40.945	135.8	1:05.200	140.6	28.019	101.5	2:14.164		98.22	0.941	19:53:47.183
19 -	41.786	132.8	1:05.196	140.6	28.093	101.6	2:15.075		97.55	1.852	19:56:02.258
20 -	40.484	134.2	1:04.668	141.8	28.109	103.2	2:13.261	**(2)**	98.88	0.038	19:58:15.519
21 -	41.806	133.1	1:05.169	141.2	28.480	100.7	2:15.455		97.28	2.232	20:00:30.974
22 -	41.598	133.6	1:06.697	140.9	29.697	89.3	2:17.992		95.49	4.769	20:02:48.966
23 -	42.646	130.0	1:09.102	134.7	32.493	75.6	2:24.241		91.35	11.018	20:05:13.207

Weather / Track : Cloudy / Dry

Silverstone GP
Circuit Length = 3.6604 miles
Start: 19:11 Flag 20:02 End: 20:12

Silverstone Classic

Yokohama Trophy for FIA Masters Historic Sports Cars

RACE 11 - SECTOR ANALYSIS

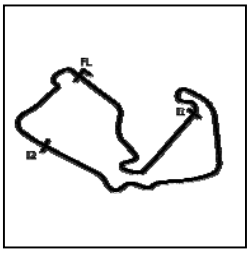

SECTOR 1 = FL to I1, SECTOR 2 = I1 to I2, SECTOR 3 = I2 to FL, DIFF = Difference To Personal Best Lap, P = Crossed Finish Line in Pit Lane, D = Time Disallowed

P9 25 Sto Michael GANS Lola T290

IDEAL LAP TIME : 2:10.145 BEST LAP TIME : 2:10.220 DIFFERENCE : 0.075

LAP	SECTOR 1		SECTOR 2		SECTOR 3		LAP TIME		MPH	DIFF	TIME OF DAY
1 -		139.5	1:06.024	139.8	28.242	105.1	2:16.255		96.71	6.035	19:14:04.314
2 -	39.976	***141.8***	1:06.363	140.9	27.851	105.6	2:14.190		98.20	3.970	19:16:18.504
3 -	40.074	138.6	1:04.044	143.3	27.501	106.5	2:11.619		100.12	1.399	19:18:30.123
4 -	39.847	141.5	1:05.049	144.0	28.199	104.5	2:13.095		99.01	2.875	19:20:43.218
5 -	39.788	139.2	1:04.097	143.0	27.727	***107.0***	2:11.612		100.12	1.392	19:22:54.830
6 -	39.588	140.6	1:04.327	142.4	27.456	106.1	2:11.371		100.30	1.151	19:25:06.201
7 -	39.572	140.6	1:03.766	143.7	27.428	105.6	2:10.766		100.77	0.546	19:27:16.967
8 -	39.511	140.1	1:04.066	143.3	27.658	106.5	2:11.235		100.41	1.015	19:29:28.202
9 -	39.595	139.5	1:03.939	***145.2***	27.717	103.0	2:11.251		100.40	1.031	19:31:39.453
10 -	39.568	138.9	1:04.128	142.7	27.565	105.8	2:11.261		100.39	1.041	19:33:50.714
11 -	***39.253***	140.6	1:03.756	144.3	27.474	102.7	2:10.483	**(2)**	100.99	0.263	19:36:01.197
12 -	40.076	139.8	1:03.977	143.3	27.621	103.8	2:11.674		100.07	1.454	19:38:12.871
13 -	39.933	136.9	1:04.172	142.7	IN PIT		2:11.776	**P**	100.00	1.556	19:40:24.647
14 -	OUTLAP	138.9	1:03.966	142.1	27.570	103.8	3:36.810		60.78	1:26.590	19:44:01.457
15 -	39.417	140.3	1:04.730	140.1	28.037	104.6	2:12.184		99.69	1.964	19:46:13.641
16 -	39.495	140.1	1:04.003	144.9	27.489	103.5	2:10.987		100.60	0.767	19:48:24.628
17 -	40.741	135.2	1:03.876	143.3	27.966	105.1	2:12.583		99.39	2.363	19:50:37.211
18 -	39.304	141.5	1:03.687	143.0	***27.229***	105.5	***2:10.220***	**(1)**	***101.19***		***19:52:47.431***
19 -	39.369	140.6	1:03.679	144.0	27.942	104.5	2:10.990		100.60	0.770	19:54:58.421
20 -	39.873	136.9	1:04.405	144.6	27.333	106.1	2:11.611		100.12	1.391	19:57:10.032
21 -	39.428	140.6	1:04.285	143.7	27.914	102.9	2:11.627		100.11	1.407	19:59:21.659
22 -	39.429	***141.8***	***1:03.663***	144.3	27.576	106.8	2:10.668	**(3)**	100.84	0.448	20:01:32.327

P10 59 Rod J.BEEBEE / R.BEEBEE Lola T70 Mk3B

IDEAL LAP TIME : 2:13.137 BEST LAP TIME : 2:13.509 DIFFERENCE : 0.372

LAP	SECTOR 1		SECTOR 2		SECTOR 3		LAP TIME		MPH	DIFF	TIME OF DAY
1 -		137.2	1:05.349	148.4	28.546	102.7	2:20.298		93.92	6.789	19:14:08.357
2 -	40.836	134.7	1:05.587	149.4	28.547	100.4	2:14.970		97.63	1.461	19:16:23.327
3 -	40.452	***144.0***	1:05.285	***149.7***	28.283	103.4	2:14.020		98.32	0.511	19:18:37.347
4 -	***40.013***	143.0	1:05.272	147.8	28.282	102.1	2:13.567	**(2)**	98.66	0.058	19:20:50.914
5 -	40.277	***144.0***	1:04.954	148.1	28.278	***103.7***	***2:13.509***	**(1)**	***98.70***		***19:23:04.423***
6 -	40.262	142.7	1:06.505	144.6	29.072	96.5	2:15.839		97.01	2.330	19:25:20.262
7 -	41.532	140.3	1:05.903	146.2	***28.223***	103.2	2:15.658		97.13	2.149	19:27:35.920
8 -	41.187	134.7	1:05.823	145.5	28.362	101.2	2:15.372		97.34	1.863	19:29:51.292
9 -	40.976	139.8	1:05.601	146.2	28.358	102.6	2:14.935		97.66	1.426	19:32:06.227
10 -	40.944	135.2	1:05.814	147.4	28.526	101.6	2:15.284		97.40	1.775	19:34:21.511
11 -	40.755	141.8	***1:04.901***	146.8	28.330	102.6	2:13.986	**(3)**	98.35	0.477	19:36:35.497
12 -	40.714	141.8	1:06.211	143.7	IN PIT		2:17.910	**P**	95.55	4.401	19:38:53.407
13 -	OUTLAP	133.4	1:06.692	143.7	28.893	101.6	3:53.670		56.39	1:40.161	19:42:47.077
14 -	41.615	137.7	1:06.871	146.8	29.402	97.3	2:17.888		95.56	4.379	19:45:04.965
15 -	41.735	136.6	1:06.072	146.5	28.716	101.0	2:16.523		96.52	3.014	19:47:21.488
16 -	41.117	139.8	1:06.490	146.5	29.117	92.6	2:16.724		96.38	3.215	19:49:38.212
17 -	41.571	136.9	1:05.868	147.4	28.749	101.8	2:16.188		96.76	2.679	19:51:54.400
18 -	41.029	138.3	1:06.357	144.6	28.645	100.4	2:16.031		96.87	2.522	19:54:10.431
19 -	42.273	130.8	1:06.171	138.0	29.055	103.4	2:17.499		95.83	3.990	19:56:27.930
20 -	41.222	138.9	1:06.129	146.2	28.916	100.7	2:16.267		96.70	2.758	19:58:44.197
21 -	41.425	136.3	1:05.898	146.2	28.546	102.7	2:15.869		96.98	2.360	20:01:00.066
22 -	41.424	136.3	1:05.667	147.8	28.802	97.9	2:15.893		96.97	2.384	20:03:15.959

Weather / Track : Cloudy / Dry

Silverstone GP
Circuit Length = 3.6604 miles
Start: 19:11 Flag 20:02 End: 20:12

Silverstone Classic

Yokohama Trophy for FIA Masters Historic Sports Cars

RACE 11 - SECTOR ANALYSIS

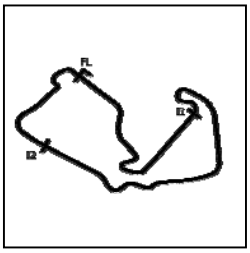

SECTOR 1 = FL to I1, SECTOR 2 = I1 to I2, SECTOR 3 = I2 to FL, DIFF = Difference To Personal Best Lap, P = Crossed Finish Line in Pit Lane, D = Time Disallowed

P11 17 Inv N.HALUSA / L.HALUSA Alfa Romeo 33TT3

IDEAL LAP TIME : 2:13.797 BEST LAP TIME : 2:14.027 DIFFERENCE : 0.230

LAP	SECTOR 1		SECTOR 2		SECTOR 3		LAP TIME	MPH	DIFF	TIME OF DAY
1 -		***133.1***	1:06.812	***139.5***	30.010	96.9	2:27.140	89.55	13.113	19:14:15.199
2 -	44.305	126.6	1:05.958	138.3	28.447	101.8	2:18.710	95.00	4.683	19:16:33.909
3 -	41.691	130.5	1:05.482	138.9	28.287	102.6	2:15.460	97.28	1.433	19:18:49.369
4 -	***40.621***	132.6	1:05.423	137.2	28.085	102.9	2:14.129 **(2)**	98.24	0.102	19:21:03.498
5 -	40.842	131.3	1:05.437	132.3	28.560	102.9	2:14.839	97.72	0.812	19:23:18.337
6 -	41.048	131.3	1:05.701	137.5	28.546	102.9	2:15.295	97.40	1.268	19:25:33.632
7 -	40.768	132.8	1:05.332	138.9	***27.927***	101.3	***2:14.027*** **(1)**	***98.32***		***19:27:47.659***
8 -	40.771	132.1	1:05.395	137.7	28.281	***103.5***	2:14.447	98.01	0.420	19:30:02.106
9 -	40.838	132.8	1:05.581	137.2	27.997	102.4	2:14.416 **(3)**	98.03	0.389	19:32:16.522
10 -	41.135	132.6	***1:05.249***	138.0	28.128	102.1	2:14.512	97.96	0.485	19:34:31.034
11 -	40.814	132.3	1:05.455	136.9	IN PIT		2:13.415 **P**	98.77		19:36:44.449
12 -	OUTLAP	128.8	1:07.758	136.3	28.958	101.2	3:47.786	57.85	1:33.759	19:40:32.235
13 -	41.678	130.5	1:06.531	137.2	28.809	102.1	2:17.018	96.17	2.991	19:42:49.253
14 -	41.193	129.5	1:06.284	137.5	29.610	97.8	2:17.087	96.12	3.060	19:45:06.340
15 -	43.101	129.5	1:06.126	137.2	28.366	102.2	2:17.593	95.77	3.566	19:47:23.933
16 -	41.127	131.5	1:06.358	138.9	28.467	100.9	2:15.952	96.92	1.925	19:49:39.885
17 -	43.279	128.0	1:05.834	137.7	28.655	101.8	2:17.768	95.65	3.741	19:51:57.653
18 -	45.320	125.9	1:05.718	136.3	28.500	98.8	2:19.538	94.43	5.511	19:54:17.191
19 -	41.918	122.2	1:06.648	136.6	28.279	96.1	2:16.845	96.29	2.818	19:56:34.036
20 -	41.516	130.5	1:06.097	136.3	28.449	101.6	2:16.062	96.85	2.035	19:58:50.098
21 -	41.928	127.8	1:05.704	137.7	28.494	102.7	2:16.126	96.80	2.099	20:01:06.224
22 -	41.210	131.0	1:05.709	137.2	28.737	102.2	2:15.656	97.14	1.629	20:03:21.880

P12 53 Bon Chris LILLINGSTON-PRICE Chevron B8

IDEAL LAP TIME : 2:18.680 BEST LAP TIME : 2:18.968 DIFFERENCE : 0.288

LAP	SECTOR 1		SECTOR 2		SECTOR 3		LAP TIME	MPH	DIFF	TIME OF DAY
1 -		124.7	1:08.592	136.6	29.521	99.5	2:31.210	87.14	12.242	19:14:19.269
2 -	42.614	***133.1***	1:09.487	***136.9***	29.875	97.3	2:21.976	92.81	3.008	19:16:41.245
3 -	42.432	131.8	1:08.347	136.3	29.557	96.6	2:20.336	93.90	1.368	19:19:01.581
4 -	42.281	132.6	1:08.511	135.0	29.459	***100.7***	2:20.251	93.95	1.283	19:21:21.832
5 -	42.436	129.5	1:08.184	134.4	29.009	***100.7***	2:19.629	94.37	0.661	19:23:41.461
6 -	42.080	131.8	1:07.728	135.0	29.202	100.1	2:19.010 **(2)**	94.79	0.042	19:26:00.471
7 -	42.186	130.3	1:08.033	136.1	29.461	100.0	2:19.680	94.34	0.712	19:28:20.151
8 -	42.162	130.8	***1:07.706***	134.2	29.100	100.6	***2:18.968*** **(1)**	***94.82***		***19:30:39.119***
9 -	42.167	130.3	1:07.842	134.2	29.436	100.3	2:19.445 **(3)**	94.50	0.477	19:32:58.564
10 -	***42.019***	130.3	1:08.486	133.4	IN PIT		2:19.087 **P**	94.74	0.119	19:35:17.651
11 -	OUTLAP	128.8	1:08.195	132.6	29.241	99.8	3:41.944	59.37	1:22.976	19:38:59.595
12 -	42.786	127.5	1:08.626	133.6	***28.955***	100.1	2:20.367	93.88	1.399	19:41:19.962
13 -	42.757	127.0	1:08.697	133.1	29.590	100.0	2:21.044	93.43	2.076	19:43:41.006
14 -	42.683	127.8	1:08.892	133.1	30.395	92.6	2:21.970	92.82	3.002	19:46:02.976
15 -	42.768	128.3	1:08.544	133.4	30.208	98.9	2:21.520	93.11	2.552	19:48:24.496
16 -	43.280	128.5	1:08.833	133.1	29.662	99.8	2:21.775	92.94	2.807	19:50:46.271
17 -	43.264	127.3	1:08.567	133.4	29.878	99.2	2:21.709	92.99	2.741	19:53:07.980
18 -	42.919	127.5	1:08.763	133.4	29.636	99.4	2:21.318	93.24	2.350	19:55:29.298
19 -	43.117	126.3	1:08.871	133.6	29.918	99.8	2:21.906	92.86	2.938	19:57:51.204
20 -	43.044	127.0	1:10.770	134.7	29.975	98.9	2:23.789	91.64	4.821	20:00:14.993
21 -	43.529	126.8	1:09.225	133.6	29.635	100.4	2:22.389	92.54	3.421	20:02:37.382
22 -	42.450	127.5	1:07.727	134.2	29.323	97.1	2:19.500	94.46	0.532	20:04:56.882

Weather / Track : Cloudy / Dry

Silverstone GP
Circuit Length = 3.6604 miles
Start: 19:11 Flag 20:02 End: 20:12

Silverstone Classic

Yokohama Trophy for FIA Masters Historic Sports Cars

RACE 11 - SECTOR ANALYSIS

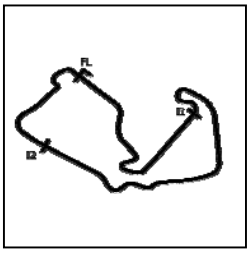

SECTOR 1 = FL to I1, SECTOR 2 = I1 to I2, SECTOR 3 = I2 to FL, DIFF = Difference To Personal Best Lap, P = Crossed Finish Line in Pit Lane, D = Time Disallowed

P13 192 Bon THOMAS / LOCKIE Chevron B8

IDEAL LAP TIME : 2:17.690 BEST LAP TIME : 2:19.097 DIFFERENCE : 1.407

LAP	SECTOR 1		SECTOR 2		SECTOR 3		LAP TIME		MPH	DIFF	TIME OF DAY
1 -		127.5	1:09.031	132.3	29.687	99.8	2:30.619		87.49	11.522	19:14:18.678
2 -	42.057	***133.4***	1:07.854	***133.1***	29.406	98.8	2:19.317	**(3)**	94.58	0.220	19:16:37.995
3 -	42.126	132.8	1:07.652	132.3	30.324	97.9	2:20.102		94.05	1.005	19:18:58.097
4 -	42.291	132.1	1:07.179	131.3	29.656	98.5	2:19.126	**(2)**	94.71	0.029	19:21:17.223
5 -	42.059	132.6	1:07.985	132.6	29.411	99.4	2:19.455		94.49	0.358	19:23:36.678
6 -	42.060	132.3	1:07.685	132.3	29.352	97.3	***2:19.097***	**(1)**	***94.73***		***19:25:55.775***
7 -	42.283	130.3	1:07.342	132.1	29.757	97.6	2:19.382		94.54	0.285	19:28:15.157
8 -	42.123	131.8	1:07.184	131.8	30.221	92.3	2:19.528		94.44	0.431	19:30:34.685
9 -	43.461	132.6	***1:06.836***	132.1	29.492	***100.6***	2:19.789		94.26	0.692	19:32:54.474
10 -	***41.648***	***133.4***	1:09.945	132.6	***29.206***	98.6	2:20.799		93.59	1.702	19:35:15.273
11 -	42.512	132.8	1:07.390	***133.1***	30.079	97.3	2:19.981		94.13	0.884	19:37:35.254
12 -	42.583	131.3	1:10.770	132.1	IN PIT		2:22.311	**P**	92.59	3.214	19:39:57.565
13 -	OUTLAP	131.0	1:08.955	131.8	29.819	93.9	3:57.827		55.40	1:38.730	19:43:55.392
14 -	42.459	131.8	1:08.165	132.1	29.557	96.0	2:20.181		94.00	1.084	19:46:15.573
15 -	42.184	132.3	1:08.423	132.3	30.613	93.8	2:21.220		93.31	2.123	19:48:36.793
16 -	43.150	130.8	1:07.997	131.8	29.346	94.5	2:20.493		93.79	1.396	19:50:57.286
17 -	43.235	128.0	1:09.060	132.3	29.719	98.8	2:22.014		92.79	2.917	19:53:19.300
18 -	42.344	130.0	1:09.056	131.8	29.775	93.8	2:21.175		93.34	2.078	19:55:40.475
19 -	42.604	130.0	1:07.858	131.8	29.657	97.9	2:20.119		94.04	1.022	19:58:00.594
20 -	42.400	131.5	1:07.818	131.8	29.751	90.4	2:19.969		94.14	0.872	20:00:20.563
21 -	42.612	129.8	1:07.468	132.1	29.335	95.0	2:19.415		94.52	0.318	20:02:39.978
22 -	42.233	131.3	1:07.779	132.1	29.500	94.3	2:19.512		94.45	0.415	20:04:59.490

P14 27 Sif John SHELDON Chevron B16

IDEAL LAP TIME : 2:18.051 BEST LAP TIME : 2:19.149 DIFFERENCE : 1.098

LAP	SECTOR 1		SECTOR 2		SECTOR 3		LAP TIME		MPH	DIFF	TIME OF DAY
1 -		131.3	1:08.717	142.1	29.650	95.1	2:29.419		88.19	10.270	19:14:17.478
2 -	43.260	120.4	1:08.716	143.0	29.700	97.3	2:21.676		93.01	2.527	19:16:39.154
3 -	42.354	128.3	1:07.660	142.4	29.644	***101.0***	2:19.658	**(2)**	94.35	0.509	19:18:58.812
4 -	42.320	***133.4***	1:08.439	142.1	***29.102***	98.1	2:19.861		94.22	0.712	19:21:18.673
5 -	42.617	133.1	1:08.143	***144.0***	29.563	97.3	2:20.323		93.91	1.174	19:23:38.996
6 -	42.416	132.3	***1:07.276***	143.0	29.457	96.2	***2:19.149***	**(1)**	***94.70***		***19:25:58.145***
7 -	43.321	127.8	1:08.277	142.1	30.254	85.9	2:21.852		92.89	2.703	19:28:19.997
8 -	45.388	124.2	1:09.196	140.1	30.288	88.0	2:24.872		90.96	5.723	19:30:44.869
9 -	43.361	130.8	1:08.472	139.8	29.885	93.3	2:21.718		92.98	2.569	19:33:06.587
10 -	43.087	127.5	1:09.132	141.2	29.391	95.4	2:21.610		93.05	2.461	19:35:28.197
11 -	42.341	132.8	1:08.971	139.8	IN PIT		2:20.076	**P**	94.07	0.927	19:37:48.273
12 -	OUTLAP	129.3	1:08.063	140.6	29.953	97.5	3:47.333		57.96	1:28.184	19:41:35.606
13 -	42.571	127.3	1:07.972	143.3	30.307	92.1	2:20.850		93.55	1.701	19:43:56.456
14 -	43.401	131.5	1:09.609	141.2	29.518	99.4	2:22.528		92.45	3.379	19:46:18.984
15 -	43.464	128.8	1:08.473	142.1	29.764	95.4	2:21.701		92.99	2.552	19:48:40.685
16 -	43.316	131.8	1:09.080	140.9	29.775	98.5	2:22.171		92.68	3.022	19:51:02.856
17 -	42.438	129.0	1:08.471	142.1	29.125	99.7	2:20.034		94.10	0.885	19:53:22.890
18 -	42.818	112.4	1:08.075	142.7	29.126	99.8	2:20.019		94.11	0.870	19:55:42.909
19 -	***41.673***	132.1	1:08.604	142.4	29.580	97.3	2:19.857	**(3)**	94.22	0.708	19:58:02.766
20 -	43.580	124.7	1:09.149	140.9	29.944	95.0	2:22.673		92.36	3.524	20:00:25.439
21 -	43.911	127.8	1:09.279	140.3	30.913	89.0	2:24.103		91.44	4.954	20:02:49.542
22 -	43.851	128.3	1:09.450	137.7	31.160	79.0	2:24.461		91.22	5.312	20:05:14.003

Weather / Track : Cloudy / Dry

Silverstone GP
Circuit Length = 3.6604 miles
Start: 19:11 Flag 20:02 End: 20:12

Silverstone Classic

Yokohama Trophy for FIA Masters Historic Sports Cars

RACE 11 - SECTOR ANALYSIS

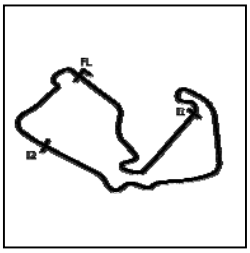

SECTOR 1 = FL to I1, SECTOR 2 = I1 to I2, SECTOR 3 = I2 to FL, DIFF = Difference To Personal Best Lap, P = Crossed Finish Line in Pit Lane, D = Time Disallowed

P15 41 Bon Till BECHTOLSHEIMER Chevron B8

IDEAL LAP TIME : 2:19.583 BEST LAP TIME : 2:19.807 DIFFERENCE : 0.224

LAP	SECTOR 1		SECTOR 2		SECTOR 3		LAP TIME		MPH	DIFF	TIME OF DAY
1 -		128.8	1:10.306	133.9	30.558	94.1	2:35.616		84.68	15.809	19:14:23.675
2 -	44.502	124.7	1:09.343	***134.7***	30.652	95.8	2:24.497		91.19	4.690	19:16:48.172
3 -	43.889	128.5	1:09.576	133.9	30.156	99.4	2:23.621		91.75	3.814	19:19:11.793
4 -	42.918	***130.5***	1:09.775	131.3	30.015	100.3	2:22.708		92.34	2.901	19:21:34.501
5 -	42.983	122.6	1:09.540	131.8	29.983	97.3	2:22.506		92.47	2.699	19:23:57.007
6 -	43.034	128.0	1:09.439	133.1	29.885	***100.4***	2:22.358		92.56	2.551	19:26:19.365
7 -	43.010	120.6	1:10.249	133.1	29.793	97.3	2:23.052		92.11	3.245	19:28:42.417
8 -	43.181	122.4	1:09.748	132.8	30.535	83.1	2:23.464		91.85	3.657	19:31:05.881
9 -	44.131	126.3	1:09.285	132.6	29.731	98.9	2:23.147		92.05	3.340	19:33:29.028
10 -	42.555	125.4	1:09.218	131.3	IN PIT		2:23.992	**P**	91.51	4.185	19:35:53.020
11 -	OUTLAP	124.0	1:09.606	131.0	29.856	98.6	3:53.672		56.39	1:33.865	19:39:46.692
12 -	42.643	127.8	1:08.306	133.1	30.004	98.5	2:20.953		93.49	1.146	19:42:07.645
13 -	42.388	127.5	1:08.632	132.8	29.693	100.1	2:20.713	**(3)**	93.65	0.906	19:44:28.358
14 -	43.033	126.3	1:08.539	132.6	29.786	98.9	2:21.358		93.22	1.551	19:46:49.716
15 -	42.916	128.0	1:08.542	133.1	29.617	99.5	2:21.075		93.40	1.268	19:49:10.791
16 -	42.863	127.0	1:08.591	134.4	29.859	99.4	2:21.313		93.25	1.506	19:51:32.104
17 -	43.028	125.6	1:08.407	133.6	29.765	99.2	2:21.200		93.32	1.393	19:53:53.304
18 -	***42.268***	124.9	1:08.077	134.2	***29.462***	100.3	***2:19.807***	**(1)**	***94.25***		***19:56:13.111***
19 -	43.052	128.8	1:08.482	***134.7***	29.850	99.1	2:21.384		93.20	1.577	19:58:34.495
20 -	42.643	119.6	1:09.067	133.9	29.482	100.0	2:21.192		93.33	1.385	20:00:55.687
21 -	42.747	123.1	***1:07.853***	134.2	29.951	99.5	2:20.551	**(2)**	93.75	0.744	20:03:16.238

P16 16 Hul JOLLY / FARTHING Cooper Monaco T61M

IDEAL LAP TIME : 2:19.389 BEST LAP TIME : 2:19.861 DIFFERENCE : 0.472

LAP	SECTOR 1		SECTOR 2		SECTOR 3		LAP TIME		MPH	DIFF	TIME OF DAY
1 -		128.0	1:09.750	153.9	30.397	90.6	2:33.679		85.74	13.818	19:14:21.738
2 -	42.909	133.9	1:09.069	154.6	30.683	97.3	2:22.661		92.37	2.800	19:16:44.399
3 -	43.300	136.1	1:07.913	153.2	30.453	99.8	2:21.666		93.02	1.805	19:19:06.065
4 -	42.870	138.6	1:07.461	154.6	30.196	100.0	2:20.527		93.77	0.666	19:21:26.592
5 -	42.322	***144.9***	1:07.496	156.4	30.217	98.6	2:20.035	**(2)**	94.10	0.174	19:23:46.627
6 -	42.623	131.3	***1:07.183***	155.7	30.055	100.0	***2:19.861***	**(1)**	***94.22***		***19:26:06.488***
7 -	42.437	142.4	1:08.165	156.4	30.023	98.3	2:20.625		93.70	0.764	19:28:27.113
8 -	42.730	141.5	1:07.383	154.9	30.267	100.7	2:20.380	**(3)**	93.87	0.519	19:30:47.493
9 -	***42.215***	138.6	1:07.950	155.7	30.326	100.3	2:20.491		93.79	0.630	19:33:07.984
10 -	42.671	130.5	1:08.835	155.7	30.186	99.7	2:21.692		93.00	1.831	19:35:29.676
11 -	42.996	133.6	1:07.907	***158.2***	***29.991***	99.7	2:20.894		93.52	1.033	19:37:50.570
12 -	42.677	135.5	1:07.879	156.4	IN PIT		2:20.550	**P**	93.75	0.689	19:40:11.120
13 -	OUTLAP	115.7	1:09.149	157.9	31.030	100.6	4:02.222		54.40	1:42.361	19:44:13.342
14 -	43.042	126.6	1:08.739	153.9	30.983	100.7	2:22.764		92.30	2.903	19:46:36.106
15 -	42.510	135.0	1:09.109	***158.2***	30.851	99.1	2:22.470		92.49	2.609	19:48:58.576
16 -	42.992	131.0	1:09.370	154.9	30.835	99.2	2:23.197		92.02	3.336	19:51:21.773
17 -	43.038	140.3	1:08.805	157.5	31.028	***101.2***	2:22.871		92.23	3.010	19:53:44.644
18 -	43.720	125.2	1:09.199	153.5	31.037	99.7	2:23.956		91.54	4.095	19:56:08.600
19 -	43.649	126.3	1:09.015	153.5	31.190	100.1	2:23.854		91.60	3.993	19:58:32.454
20 -	43.761	123.3	1:10.670	150.1	31.414	99.4	2:25.845		90.35	5.984	20:00:58.299
21 -	44.416	120.9	1:09.103	153.9	31.438	98.3	2:24.957		90.90	5.096	20:03:23.256

Weather / Track : Cloudy / Dry

Silverstone GP
Circuit Length = 3.6604 miles
Start: 19:11 Flag 20:02 End: 20:12

Silverstone Classic

Yokohama Trophy for FIA Masters Historic Sports Cars

RACE 11 - SECTOR ANALYSIS

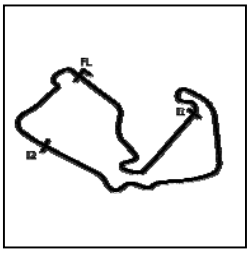

SECTOR 1 = FL to I1, SECTOR 2 = I1 to I2, SECTOR 3 = I2 to FL, DIFF = Difference To Personal Best Lap, P = Crossed Finish Line in Pit Lane, D = Time Disallowed

P17 19 Bon M.OWEN / A.OWEN Chevron B8

IDEAL LAP TIME : 2:17.688 BEST LAP TIME : 2:18.601 DIFFERENCE : 0.913

LAP	SECTOR 1		SECTOR 2		SECTOR 3		LAP TIME		MPH	DIFF	TIME OF DAY
1 -		133.1	1:08.661	139.8	29.349	98.6	2:31.463		87.00	12.862	19:14:19.522
2 -	42.560	***136.9***	1:08.368	139.5	29.598	97.1	2:20.526		93.77	1.925	19:16:40.048
3 -	42.500	134.2	1:07.577	141.2	29.945	98.2	2:20.022		94.11	1.421	19:19:00.070
4 -	42.797	135.0	1:07.418	***141.5***	***29.026***	***100.1***	2:19.241		94.64	0.640	19:21:19.311
5 -	42.086	135.2	1:07.616	137.2	29.127	99.1	2:18.829	**(3)**	94.92	0.228	19:23:38.140
6 -	***41.854***	132.8	1:07.638	137.5	29.109	99.5	***2:18.601***	**(1)**	***95.07***		***19:25:56.741***
7 -	42.079	131.8	1:07.147	138.3	29.535	99.4	2:18.761	**(2)**	94.96	0.160	19:28:15.502
8 -	42.231	133.4	***1:06.808***	140.1	29.995	95.3	2:19.034		94.78	0.433	19:30:34.536
9 -	42.412	130.5	1:07.741	135.0	29.126	99.8	2:19.279		94.61	0.678	19:32:53.815
10 -	42.082	130.3	1:07.794	136.1	29.322	96.6	2:19.198		94.66	0.597	19:35:13.013
11 -	42.894	130.5	1:08.968	141.2	IN PIT		2:20.193	**P**	93.99	1.592	19:37:33.206
12 -	OUTLAP	129.5	1:10.139	132.8	29.743	99.4	3:49.900		57.31	1:31.299	19:41:23.106
13 -	44.477	124.2	1:11.429	135.0	30.402	98.5	2:26.308		90.06	7.707	19:43:49.414
14 -	43.100	129.8	1:10.293	135.5	30.541	96.8	2:23.934		91.55	5.333	19:46:13.348
15 -	44.390	129.5	1:11.797	135.8	30.962	94.6	2:27.149		89.55	8.548	19:48:40.497
16 -	45.681	122.9	1:13.472	129.3	32.117	92.5	2:31.270		87.11	12.669	19:51:11.767
17 -	46.365	126.1	1:13.407	134.7	31.781	93.5	2:31.553		86.95	12.952	19:53:43.320
18 -	47.368	127.3	1:11.520	136.1	30.380	91.9	2:29.268		88.28	10.667	19:56:12.588
19 -	44.719	128.3	1:11.355	136.6	30.401	97.2	2:26.475		89.96	7.874	19:58:39.063
20 -	44.524	128.5	1:13.207	135.2	31.520	95.3	2:29.251		88.29	10.650	20:01:08.314
21 -	45.456	127.0	1:12.519	136.1	31.255	94.1	2:29.230		88.30	10.629	20:03:37.544

P18 441 Inv Steve HODGES Chevron B16

IDEAL LAP TIME : 2:20.899 BEST LAP TIME : 2:22.318 DIFFERENCE : 1.419

LAP	SECTOR 1		SECTOR 2		SECTOR 3		LAP TIME		MPH	DIFF	TIME OF DAY
1 -		119.4	1:10.395	138.6	29.684	95.8	2:39.404		82.66	17.086	19:14:27.463
2 -	44.365	127.3	1:10.015	138.0	30.466	92.6	2:24.846		90.97	2.528	19:16:52.309
3 -	43.874	***131.8***	1:11.683	138.9	30.113	95.5	2:25.670		90.46	3.352	19:19:17.979
4 -	45.066	128.0	1:09.987	138.6	30.277	94.6	2:25.330		90.67	3.012	19:21:43.309
5 -	44.783	123.8	1:09.630	139.2	30.079	94.9	2:24.492		91.20	2.174	19:24:07.801
6 -	44.607	130.3	1:08.849	***139.5***	29.991	93.0	2:23.447		91.86	1.129	19:26:31.248
7 -	44.471	127.3	1:08.728	138.9	30.306	95.1	2:23.505		91.82	1.187	19:28:54.753
8 -	43.808	129.0	1:09.934	132.1	30.014	94.2	2:23.756		91.66	1.438	19:31:18.509
9 -	44.292	122.9	1:09.454	130.5	IN PIT		2:25.353	**P**	90.66	3.035	19:33:43.862
10 -	OUTLAP	127.8	***1:07.906***	***139.5***	30.198	***97.8***	3:51.094		57.02	1:28.776	19:37:34.956
11 -	43.717	130.3	1:09.564	137.5	29.849	95.3	2:23.130	**(3)**	92.06	0.812	19:39:58.086
12 -	43.851	130.0	1:08.788	136.9	***29.679***	***97.8***	***2:22.318***	**(1)**	***92.59***		***19:42:20.404***
13 -	***43.314***	125.2	1:09.263	138.6	29.793	96.0	2:22.370	**(2)**	92.56	0.052	19:44:42.774
14 -	43.598	120.6	1:09.875	128.5	30.858	91.1	2:24.331		91.30	2.013	19:47:07.105
15 -	44.070	121.5	1:09.906	138.0	30.277	96.1	2:24.253		91.35	1.935	19:49:31.358
16 -	44.923	123.3	1:09.220	133.1	31.356	94.9	2:25.499		90.56	3.181	19:51:56.857
17 -	46.774	117.1	1:11.182	136.6	31.000	97.3	2:28.956		88.46	6.638	19:54:25.813
18 -	44.693	122.4	1:09.497	133.6	30.681	88.1	2:24.871		90.96	2.553	19:56:50.684
19 -	44.978	125.2	1:10.375	135.2	30.508	92.1	2:25.861		90.34	3.543	19:59:16.545
20 -	44.120	127.0	1:09.399	135.5	30.472	95.3	2:23.991		91.51	1.673	20:01:40.536
21 -	44.298	124.7	1:10.167	133.9	31.553	88.6	2:26.018		90.24	3.700	20:04:06.554

Weather / Track : Cloudy / Dry

Silverstone GP
Circuit Length = 3.6604 miles
Start: 19:11 Flag 20:02 End: 20:12

Silverstone Classic

Yokohama Trophy for FIA Masters Historic Sports Cars

RACE 11 - SECTOR ANALYSIS

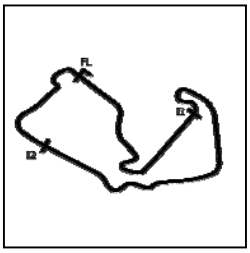

SECTOR 1 = FL to I1, SECTOR 2 = I1 to I2, SECTOR 3 = I2 to FL, DIFF = Difference To Personal Best Lap, P = Crossed Finish Line in Pit Lane, D = Time Disallowed

P19 117 Hul Ian SIMMONDS Lola T70 Mk1 Spyder

IDEAL LAP TIME : 2:20.697 BEST LAP TIME : 2:21.642 DIFFERENCE : 0.945

LAP	SECTOR 1		SECTOR 2		SECTOR 3		LAP TIME		MPH	DIFF	TIME OF DAY
1 -		141.2	1:10.172	155.7	31.609	91.8	2:38.043		83.38	16.401	19:14:26.102
2 -	44.564	143.7	1:09.005	157.9	30.715	95.5	2:24.284		91.33	2.642	19:16:50.386
3 -	43.050	142.1	1:08.970	150.8	30.865	94.5	2:22.885		92.22	1.243	19:19:13.271
4 -	43.722	140.6	1:08.668	156.4	***30.514***	94.9	2:22.904		92.21	1.262	19:21:36.175
5 -	42.742	146.2	1:08.306	135.2	31.013	94.6	2:22.061	**(3)**	92.76	0.419	19:23:58.236
6 -	45.857	148.1	1:08.382	157.1	31.172	97.3	2:25.411		90.62	3.769	19:26:23.647
7 -	43.072	147.4	1:08.164	157.1	45.888	81.2	2:37.124		83.86	15.482	19:29:00.771
8 -	43.573	149.4	1:07.839	154.2	30.828	94.7	2:22.240		92.64	0.598	19:31:23.011
9 -	43.201	148.4	***1:07.792***	155.3	30.767	95.3	2:21.760	**(2)**	92.95	0.118	19:33:44.771
10 -	42.827	142.4	1:10.220	139.2	IN PIT		2:26.889	**P**	89.71	5.247	19:36:11.660
11 -	OUTLAP	140.9	1:08.648	149.4	30.802	97.8	3:48.786		57.59	1:27.144	19:40:00.446
12 -	42.622	147.4	1:08.277	157.5	30.743	94.7	***2:21.642***	**(1)**	***93.03***		***19:42:22.088***
13 -	42.644	146.8	1:30.330	154.6	31.788	94.1	2:44.762		79.98	23.120	19:45:06.850
14 -	43.026	139.5	1:08.263	156.0	30.914	97.8	2:22.203		92.66	0.561	19:47:29.053
15 -	42.885	145.8	1:08.430	157.5	30.972	97.2	2:22.287		92.61	0.645	19:49:51.340
16 -	43.157	***150.8***	1:08.759	157.9	31.191	98.1	2:23.107		92.08	1.465	19:52:14.447
17 -	43.359	146.2	1:10.026	156.0	31.570	94.6	2:24.955		90.90	3.313	19:54:39.402
18 -	43.121	146.2	1:09.942	145.8	30.979	98.5	2:24.042		91.48	2.400	19:57:03.444
19 -	44.362	138.0	1:09.446	156.0	30.848	96.6	2:24.656		91.09	3.014	19:59:28.100
20 -	42.735	148.7	1:08.583	***158.2***	30.910	96.5	2:22.228		92.65	0.586	20:01:50.328
21 -	***42.391***	149.7	1:09.068	156.0	30.746	***98.9***	2:22.205		92.66	0.563	20:04:12.533

P20 29 Hul BELLINGER / AHLERS Cooper Monaco T61M King Cobra

IDEAL LAP TIME : 2:20.593 BEST LAP TIME : 2:21.097 DIFFERENCE : 0.504

LAP	SECTOR 1		SECTOR 2		SECTOR 3		LAP TIME		MPH	DIFF	TIME OF DAY
1 -		134.4	1:08.182	145.5	31.435	90.5	2:38.217		83.28	17.120	19:14:26.276
2 -	43.195	139.8	***1:07.929***	144.0	30.594	90.0	2:21.718	**(2)**	92.98	0.621	19:16:47.994
3 -	42.807	136.3	1:09.361	146.5	30.038	91.3	2:22.206		92.66	1.109	19:19:10.200
4 -	43.173	***144.9***	1:09.162	***149.1***	30.059	98.2	2:22.394		92.54	1.297	19:21:32.594
5 -	42.833	138.6	1:09.042	147.8	30.483	96.0	2:22.358		92.56	1.261	19:23:54.952
6 -	43.285	136.6	1:09.650	148.4	30.051	98.1	2:22.986		92.16	1.889	19:26:17.938
7 -	***42.698***	140.1	1:09.530	148.4	***29.966***	97.6	2:22.194	**(3)**	92.67	1.097	19:28:40.132
8 -	43.012	142.7	1:08.101	147.4	29.984	98.9	***2:21.097***	**(1)**	***93.39***		***19:31:01.229***
9 -	43.087	136.6	1:08.715	147.8	30.533	89.9	2:22.335		92.58	1.238	19:33:23.564
10 -	43.910	138.3	1:08.810	148.1	30.614	93.4	2:23.334		91.93	2.237	19:35:46.898
11 -	43.536	141.5	1:08.539	148.7	30.427	98.1	2:22.502		92.47	1.405	19:38:09.400
12 -	43.296	135.2	1:09.495	146.5	IN PIT		2:24.217	**P**	91.37	3.120	19:40:33.617
13 -	OUTLAP	124.9	1:12.444	133.9	32.279	93.4	3:54.127		56.28	1:33.030	19:44:27.744
14 -	45.984	117.7	1:13.268	131.8	31.877	94.7	2:31.129		87.19	10.032	19:46:58.873
15 -	45.536	120.4	1:12.570	138.0	31.231	97.6	2:29.337		88.24	8.240	19:49:28.210
16 -	44.824	121.3	1:11.722	135.2	31.694	98.5	2:28.240		88.89	7.143	19:51:56.450
17 -	46.220	127.5	1:11.784	139.2	31.009	97.2	2:29.013		88.43	7.916	19:54:25.463
18 -	46.456	120.4	1:11.289	140.6	30.733	98.1	2:28.478		88.75	7.381	19:56:53.941
19 -	45.344	127.8	1:11.750	140.1	31.306	95.3	2:28.400		88.79	7.303	19:59:22.341
20 -	44.071	126.3	1:10.413	140.3	30.727	***99.2***	2:25.211		90.74	4.114	20:01:47.552
21 -	44.250	133.6	1:11.347	136.6	31.072	96.9	2:26.669		89.84	5.572	20:04:14.221

Weather / Track : Cloudy / Dry

Silverstone GP
Circuit Length = 3.6604 miles
Start: 19:11 Flag 20:02 End: 20:12

Silverstone Classic

Yokohama Trophy for FIA Masters Historic Sports Cars

RACE 11 - SECTOR ANALYSIS

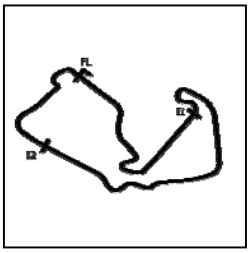

SECTOR 1 = FL to I1, SECTOR 2 = I1 to I2, SECTOR 3 = I2 to FL, DIFF = Difference To Personal Best Lap, P = Crossed Finish Line in Pit Lane, D = Time Disallowed

P21 199 Bon Frazer GIBNEY Chevron B8

IDEAL LAP TIME : 2:22.150 BEST LAP TIME : 2:22.618 DIFFERENCE : 0.468

LAP	SECTOR 1		SECTOR 2		SECTOR 3		LAP TIME		MPH	DIFF	TIME OF DAY
1 -		***131.0***	1:09.559	135.5	29.832	94.3	2:34.316		85.39	11.698	19:14:22.375
2 -	43.634	127.0	1:10.194	133.4	30.609	94.6	2:24.437		91.23	1.819	19:16:46.812
3 -	43.381	127.8	***1:09.444***	131.3	30.916	***96.5***	2:23.741		91.67	1.123	19:19:10.553
4 -	44.121	127.8	1:09.762	135.5	29.825	95.7	2:23.708		91.69	1.090	19:21:34.261
5 -	43.130	128.3	1:09.655	***136.9***	29.833	95.8	***2:22.618***	**(1)**	***92.39***		***19:23:56.879***
6 -	50.353	124.2	1:09.773	131.8	30.120	94.2	2:30.246		87.70	7.628	19:26:27.125
7 -	43.632	126.3	1:10.205	131.8	30.567	92.0	2:24.404		91.25	1.786	19:28:51.529
8 -	43.422	126.3	1:09.825	130.5	30.876	95.4	2:24.123		91.43	1.505	19:31:15.652
9 -	43.805	125.4	1:09.939	131.0	30.165	96.0	2:23.909		91.57	1.291	19:33:39.561
10 -	43.340	125.6	1:10.341	131.3	IN PIT		2:29.101	**P**	88.38	6.483	19:36:08.662
11 -	OUTLAP	121.7	1:11.147	134.4	30.683	92.6	3:52.063		56.78	1:29.445	19:40:00.725
12 -	43.817	127.8	1:09.657	133.9	30.103	95.5	2:23.577	**(3)**	91.78	0.959	19:42:24.302
13 -	43.561	127.5	1:17.719	132.8	***29.637***	94.9	2:30.917		87.31	8.299	19:44:55.219
14 -	43.282	127.3	1:10.112	129.5	30.217	95.1	2:23.611		91.76	0.993	19:47:18.830
15 -	***43.069***	126.6	1:09.896	131.3	29.818	96.0	2:22.783	**(2)**	92.29	0.165	19:49:41.613
16 -	43.084	130.8	1:11.938	133.1	30.799	94.7	2:25.821		90.36	3.203	19:52:07.434
17 -	43.891	126.3	1:10.363	132.3	30.449	94.7	2:24.703		91.06	2.085	19:54:32.137
18 -	43.760	126.3	1:10.000	133.9	30.302	95.4	2:24.062		91.47	1.444	19:56:56.199
19 -	44.756	126.3	1:11.295	133.4	30.929	94.6	2:26.980		89.65	4.362	19:59:23.179
20 -	44.005	126.6	1:10.840	133.4	30.715	93.4	2:25.560		90.53	2.942	20:01:48.739
21 -	44.325	113.3	1:12.254	133.4	30.802	92.6	2:27.381		89.41	4.763	20:04:16.120

P22 163 Bon Roderick JACK Chevron B8

IDEAL LAP TIME : 2:21.846 BEST LAP TIME : 2:23.445 DIFFERENCE : 1.599

LAP	SECTOR 1		SECTOR 2		SECTOR 3		LAP TIME		MPH	DIFF	TIME OF DAY
1 -		124.9	1:10.462	130.5	31.279	86.1	2:40.698		82.00	17.253	19:14:28.757
2 -	45.231	***129.8***	1:10.095	134.2	30.335	98.2	2:25.661		90.46	2.216	19:16:54.418
3 -	43.609	128.5	1:10.726	131.8	30.675	97.5	2:25.010		90.87	1.565	19:19:19.428
4 -	44.422	124.9	1:10.366	133.4	30.077	98.5	2:24.865		90.96	1.420	19:21:44.293
5 -	44.539	123.8	1:10.239	133.4	29.823	97.1	2:24.601		91.13	1.156	19:24:08.894
6 -	44.276	124.9	1:09.533	133.4	30.408	98.6	2:24.217		91.37	0.772	19:26:33.111
7 -	43.543	125.6	1:09.381	134.2	30.521	98.2	***2:23.445***	**(1)**	***91.86***		***19:28:56.556***
8 -	43.530	127.0	1:09.311	133.1	31.060	85.9	2:23.901		91.57	0.456	19:31:20.457
9 -	43.887	127.3	1:10.315	129.3	IN PIT		2:25.438	**P**	90.60	1.993	19:33:45.895
10 -	OUTLAP	122.0	1:10.213	130.3	***29.787***	98.5	3:53.013		56.55	1:29.568	19:37:38.908
11 -	44.484	126.8	***1:08.844***	134.4	30.979	98.5	2:24.307		91.31	0.862	19:40:03.215
12 -	43.343	127.8	1:09.701	132.8	30.663	97.3	2:23.707	**(3)**	91.69	0.262	19:42:26.922
13 -	43.486	126.6	1:09.950	133.1	30.515	98.5	2:23.951		91.54	0.506	19:44:50.873
14 -	43.460	127.3	1:09.637	132.8	30.471	***99.1***	2:23.568	**(2)**	91.78	0.123	19:47:14.441
15 -	43.798	124.9	1:10.562	130.8	30.499	94.1	2:24.859		90.96	1.414	19:49:39.300
16 -	45.190	125.4	1:13.526	132.6	31.059	95.5	2:29.775		87.98	6.330	19:52:09.075
17 -	43.692	124.2	1:09.867	133.6	30.599	97.6	2:24.158		91.41	0.713	19:54:33.233
18 -	***43.215***	126.6	1:10.536	***135.0***	30.193	97.1	2:23.944		91.54	0.499	19:56:57.177
19 -	45.047	124.9	1:12.024	128.5	30.435	96.5	2:27.506		89.33	4.061	19:59:24.683
20 -	44.681	127.0	1:10.747	132.6	31.204	95.1	2:26.632		89.86	3.187	20:01:51.315
21 -	44.035	125.2	1:11.839	129.5	31.112	96.9	2:26.986		89.65	3.541	20:04:18.301

Weather / Track : Cloudy / Dry

Silverstone GP
Circuit Length = 3.6604 miles
Start: 19:11 Flag 20:02 End: 20:12

Silverstone Classic

Yokohama Trophy for FIA Masters Historic Sports Cars

RACE 11 - SECTOR ANALYSIS

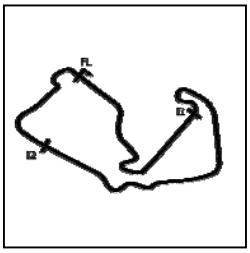

SECTOR 1 = FL to I1, SECTOR 2 = I1 to I2, SECTOR 3 = I2 to FL, DIFF = Difference To Personal Best Lap, P = Crossed Finish Line in Pit Lane, D = Time Disallowed

P23 90 Bon Martin LAUBER Chevron B8

IDEAL LAP TIME : 2:20.778 BEST LAP TIME : 2:21.573 DIFFERENCE : 0.795

LAP	SECTOR 1		SECTOR 2		SECTOR 3		LAP TIME		MPH	DIFF	TIME OF DAY
1 -		123.5	1:12.758	***138.6***	31.694	81.4	2:44.204		80.25	22.631	19:14:32.263
2 -	47.618	120.9	1:11.067	136.3	31.198	94.1	2:29.883		87.92	8.310	19:17:02.146
3 -	44.476	130.8	1:10.805	137.7	30.634	92.4	2:25.915		90.31	4.342	19:19:28.061
4 -	45.041	130.0	1:12.341	136.3	30.717	95.7	2:28.099		88.97	6.526	19:21:56.160
5 -	44.052	129.8	1:10.157	136.1	30.456	98.1	2:24.665		91.09	3.092	19:24:20.825
6 -	44.007	129.8	1:11.148	135.2	29.829	95.4	2:24.984		90.89	3.411	19:26:45.809
7 -	44.487	129.3	1:09.353	135.5	30.604	97.6	2:24.444		91.23	2.871	19:29:10.253
8 -	43.586	128.5	1:09.281	135.2	30.163	93.3	2:23.030		92.13	1.457	19:31:33.283
9 -	43.759	130.0	1:10.813	135.8	30.099	97.8	2:24.671		91.08	3.098	19:33:57.954
10 -	43.790	***131.0***	1:08.741	135.8	30.081	97.2	2:22.612		92.40	1.039	19:36:20.566
11 -	43.493	129.8	1:09.033	135.5	IN PIT		2:28.497	**P**	88.74	6.924	19:38:49.063
12 -	OUTLAP	129.3	1:09.959	135.5	30.101	97.8	4:03.399		54.14	1:41.826	19:42:52.462
13 -	43.932	129.8	1:09.115	132.8	30.834	89.2	2:23.881		91.58	2.308	19:45:16.343
14 -	44.193	128.8	1:10.072	132.8	30.382	94.5	2:24.647		91.10	3.074	19:47:40.990
15 -	43.986	125.2	1:08.767	136.3	30.089	93.9	2:22.842		92.25	1.269	19:50:03.832
16 -	43.334	124.5	1:10.619	132.3	29.935	***98.2***	2:23.888		91.58	2.315	19:52:27.720
17 -	43.215	128.5	1:11.474	129.5	30.014	97.6	2:24.703		91.06	3.130	19:54:52.423
18 -	44.880	115.1	1:10.150	136.1	30.148	96.4	2:25.178		90.76	3.605	19:57:17.601
19 -	43.548	127.8	1:09.264	134.7	***29.623***	96.4	2:22.435	**(3)**	92.51	0.862	19:59:40.036
20 -	***43.082***	129.8	1:08.333	135.5	30.194	94.2	2:21.609	**(2)**	93.05	0.036	20:02:01.645
21 -	43.362	129.0	***1:08.073***	134.7	30.138	90.4	***2:21.573***	**(1)**	***93.08***		***20:04:23.218***

P24 72 Hul STANLEY / COOK Ford GT40

IDEAL LAP TIME : 2:22.486 BEST LAP TIME : 2:23.171 DIFFERENCE : 0.685

LAP	SECTOR 1		SECTOR 2		SECTOR 3		LAP TIME		MPH	DIFF	TIME OF DAY
1 -		125.2	1:10.699	143.7	30.974	94.5	2:41.048		81.82	17.877	19:14:29.107
2 -	43.683	138.3	1:10.060	149.1	***30.313***	95.5	2:24.056	**(3)**	91.47	0.885	19:16:53.163
3 -	***43.305***	135.0	1:10.567	150.4	30.585	97.8	2:24.457		91.22	1.286	19:19:17.620
4 -	44.312	136.9	1:10.415	147.1	30.620	97.9	2:25.347		90.66	2.176	19:21:42.967
5 -	44.499	134.7	1:09.189	149.7	30.595	96.5	2:24.283		91.33	1.112	19:24:07.250
6 -	44.182	139.5	1:08.996	149.7	30.416	***98.2***	2:23.594	**(2)**	91.77	0.423	19:26:30.844
7 -	43.798	138.6	***1:08.868***	151.1	30.505	96.2	***2:23.171***	**(1)**	***92.04***		***19:28:54.015***
8 -	43.502	139.8	1:09.964	148.4	30.671	96.9	2:24.137		91.42	0.966	19:31:18.152
9 -	43.759	135.2	1:09.418	149.7	30.937	96.6	2:24.114		91.44	0.943	19:33:42.266
10 -	43.739	***140.1***	1:10.171	***151.4***	IN PIT		2:27.407	**P**	89.39	4.236	19:36:09.673
11 -	OUTLAP	123.8	1:12.295	139.8	31.643	90.5	3:58.208		55.32	1:35.037	19:40:07.881
12 -	45.131	120.9	1:11.377	144.3	31.291	95.7	2:27.799		89.16	4.628	19:42:35.680
13 -	45.053	127.8	1:11.385	141.2	31.693	94.9	2:28.131		88.96	4.960	19:45:03.811
14 -	46.500	119.6	1:11.483	142.1	31.509	93.7	2:29.492		88.15	6.321	19:47:33.303
15 -	44.952	107.2	1:12.148	138.9	31.375	93.3	2:28.475		88.75	5.304	19:50:01.778
16 -	44.919	128.5	1:12.390	140.9	31.503	94.9	2:28.812		88.55	5.641	19:52:30.590
17 -	44.754	126.1	1:11.574	135.0	33.120	85.7	2:29.448		88.17	6.277	19:55:00.038
18 -	44.825	130.3	1:10.982	143.3	31.429	94.1	2:27.236		89.50	4.065	19:57:27.274
19 -	44.510	137.5	1:10.433	147.4	31.187	94.7	2:26.130		90.17	2.959	19:59:53.404
20 -	1:25.293	122.2	1:12.216	141.5	31.711	95.0	3:09.220		69.64	46.049	20:03:02.624

Weather / Track : Cloudy / Dry

Silverstone GP
Circuit Length = 3.6604 miles
Start: 19:11 Flag 20:02 End: 20:12

Silverstone Classic

Yokohama Trophy for FIA Masters Historic Sports Cars

RACE 11 - SECTOR ANALYSIS

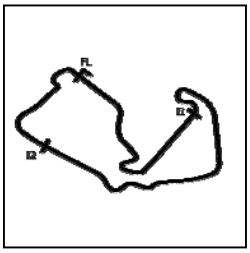

SECTOR 1 = FL to I1, SECTOR 2 = I1 to I2, SECTOR 3 = I2 to FL, DIFF = Difference To Personal Best Lap, P = Crossed Finish Line in Pit Lane, D = Time Disallowed

P25 5 Inv Tony SINCLAIR Lola T70 Spyder Mk1

IDEAL LAP TIME : 2:21.444 BEST LAP TIME : 2:21.993 DIFFERENCE : 0.549

LAP	SECTOR 1		SECTOR 2		SECTOR 3		LAP TIME		MPH	DIFF	TIME OF DAY
1 -		129.3	1:09.600	154.6	31.139	93.5	2:35.876		84.54	13.883	19:14:23.935
2 -	43.376	137.5	1:09.201	152.1	31.370	90.4	2:23.947		91.54	1.954	19:16:47.882
3 -	42.627	146.8	1:09.195	154.9	***30.171***	***96.2***	***2:21.993***	**(1)**	***92.80***		***19:19:09.875***
4 -	43.055	***147.4***	***1:08.650***	157.9	30.643	94.2	2:22.348	**(2)**	92.57	0.355	19:21:32.223
5 -	***42.623***	143.0	1:08.989	154.9	30.894	95.1	2:22.506	**(3)**	92.47	0.513	19:23:54.729
6 -	43.569	145.2	1:09.703	154.6	30.934	***96.2***	2:24.206		91.38	2.213	19:26:18.935
7 -	42.859	145.8	1:09.642	156.4	30.824	95.8	2:23.325		91.94	1.332	19:28:42.260
8 -	42.915	141.5	1:09.638	154.9	30.946	84.0	2:23.499		91.83	1.506	19:31:05.759
9 -	43.115	***147.4***	1:10.572	151.8	31.495	93.2	2:25.182		90.76	3.189	19:33:30.941
10 -	44.494	142.1	1:10.803	153.2	31.105	95.0	2:26.402		90.01	4.409	19:35:57.343
11 -	45.532	132.6	1:12.515	148.7	IN PIT		2:31.642	**P**	86.90	9.649	19:38:28.985
12 -	OUTLAP	131.5	1:10.346	***159.0***	30.688	95.0	3:54.217		56.26	1:32.224	19:42:23.202
13 -	42.988	142.1	1:10.784	149.4	30.526	95.5	2:24.298		91.32	2.305	19:44:47.500
14 -	43.058	142.7	1:10.554	154.6	30.844	95.1	2:24.456		91.22	2.463	19:47:11.956
15 -	44.546	144.3	1:10.812	154.2	31.272	88.8	2:26.630		89.87	4.637	19:49:38.586
16 -	44.910	138.3	1:12.105	146.8	34.862	85.7	2:31.877		86.76	9.884	19:52:10.463
17 -	50.531	131.3	1:23.363	107.0	IN PIT		2:55.651	**P**	75.02	33.658	19:55:06.114
18 -	OUTLAP	103.8	1:27.255	95.0	39.752	64.5	7:42.869		28.46	5:20.876	20:02:48.983
19 -	1:02.880	92.5	1:38.618	85.0	IN PIT		3:23.631	**P**	64.71	1:01.638	20:06:12.614

P26 57 Mar ADELMAN / HALL Lola T210

IDEAL LAP TIME : 2:11.959 BEST LAP TIME : 2:12.271 DIFFERENCE : 0.312

LAP	SECTOR 1		SECTOR 2		SECTOR 3		LAP TIME		MPH	DIFF	TIME OF DAY
1 -		129.5	1:07.399	142.1	30.763	92.9	2:26.443		89.98	14.172	19:14:14.502
2 -	44.810	128.8	1:08.343	143.3	30.111	96.1	2:23.264		91.98	10.993	19:16:37.766
3 -	42.719	132.6	1:07.527	133.1	30.391	100.7	2:20.637		93.70	8.366	19:18:58.403
4 -	43.134	133.9	1:06.956	143.3	29.373	99.7	2:19.463		94.48	7.192	19:21:17.866
5 -	41.469	132.6	1:05.577	143.7	29.038	97.1	2:16.084		96.83	3.813	19:23:33.950
6 -	41.421	134.4	1:06.230	144.0	28.924	97.8	2:16.575		96.48	4.304	19:25:50.525
7 -	41.775	136.1	1:06.514	144.0	28.667	100.7	2:16.956		96.21	4.685	19:28:07.481
8 -	41.717	135.5	1:06.059	142.4	28.669	101.9	2:16.445		96.57	4.174	19:30:23.926
9 -	41.358	136.6	1:05.575	143.7	IN PIT		2:17.979	**P**	95.50	5.708	19:32:41.905
10 -	OUTLAP	137.2	1:05.356	143.0	28.325	102.9	3:51.246		56.98	1:38.975	19:36:33.151
11 -	40.779	136.9	1:04.661	142.4	27.843	103.7	2:13.283		98.87	1.012	19:38:46.434
12 -	40.254	138.6	1:04.459	143.3	27.856	103.2	2:12.569	**(3)**	99.40	0.298	19:40:59.003
13 -	40.318	137.5	***1:04.386***	142.7	***27.567***	102.7	***2:12.271***	**(1)**	***99.62***		***19:43:11.274***
14 -	41.123	137.5	1:04.570	143.0	27.753	103.8	2:13.446		98.74	1.175	19:45:24.720
15 -	***40.006***	138.3	1:04.764	143.7	27.654	103.5	2:12.424	**(2)**	99.51	0.153	19:47:37.144
16 -	40.899	135.8	1:04.555	143.0	28.059	99.7	2:13.513		98.70	1.242	19:49:50.657
17 -	40.240	138.6	1:05.310	***144.3***	28.966	***105.0***	2:14.516		97.96	2.245	19:52:05.173
18 -	40.795	***139.8***	1:07.447	96.9	IN PIT		2:24.408	**P**	91.25	12.137	19:54:29.581

Weather / Track : Cloudy / Dry

Silverstone GP
Circuit Length = 3.6604 miles
Start: 19:11 Flag 20:02 End: 20:12

Silverstone Classic

Yokohama Trophy for FIA Masters Historic Sports Cars

RACE 11 - SECTOR ANALYSIS

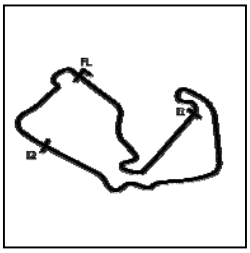

SECTOR 1 = FL to I1, SECTOR 2 = I1 to I2, SECTOR 3 = I2 to FL, DIFF = Difference To Personal Best Lap, P = Crossed Finish Line in Pit Lane, D = Time Disallowed

P27 123 Sif Ross HYETT — Chevron B16

IDEAL LAP TIME : 2:17.638 BEST LAP TIME : 2:18.188 DIFFERENCE : 0.550

LAP	SECTOR 1		SECTOR 2		SECTOR 3		LAP TIME		MPH	DIFF	TIME OF DAY
1 -		131.0	1:08.829	136.9	29.577	98.2	2:29.966		87.87	11.778	19:14:18.025
2 -	43.410	132.1	1:08.589	137.5	29.762	***100.6***	2:21.761		92.95	3.573	19:16:39.786
3 -	42.423	132.6	1:07.577	138.0	29.571	98.5	2:19.571		94.41	1.383	19:18:59.357
4 -	43.098	135.2	1:07.586	137.2	30.096	100.3	2:20.780		93.60	2.592	19:21:20.137
5 -	42.321	***136.1***	1:07.648	***138.3***	29.414	100.4	2:19.383		94.54	1.195	19:23:39.520
6 -	42.638	135.5	1:07.095	136.1	29.477	100.3	2:19.210		94.66	1.022	19:25:58.730
7 -	42.832	131.8	1:07.438	137.2	29.203	98.8	2:19.473		94.48	1.285	19:28:18.203
8 -	42.145	131.8	1:07.726	136.1	***29.075***	98.6	2:18.946	**(3)**	94.84	0.758	19:30:37.149
9 -	42.020	134.7	***1:06.975***	135.8	29.193	99.5	***2:18.188***	**(1)**	***95.36***		***19:32:55.337***
10 -	41.930	135.2	1:09.488	137.2	29.442	99.8	2:20.860		93.55	2.672	19:35:16.197
11 -	42.622	132.6	1:08.508	136.6	29.233	98.9	2:20.363		93.88	2.175	19:37:36.560
12 -	42.899	129.5	1:09.622	134.4	IN PIT		2:23.241	**P**	91.99	5.053	19:39:59.801
13 -	OUTLAP	134.2	1:07.609	136.1	29.361	98.5	3:48.585		57.64	1:30.397	19:43:48.386
14 -	41.913	133.4	1:07.114	134.4	29.490	98.9	2:18.517	**(2)**	95.13	0.329	19:46:06.903
15 -	***41.588***	133.9	1:08.287	135.8	29.656	99.8	2:19.531		94.44	1.343	19:48:26.434
16 -	41.888	135.8	1:36.665	79.9	IN PIT		2:57.579	**P**	74.20	39.391	19:51:24.013
17 -	OUTLAP	69.0	1:45.353	60.4	IN PIT		5:59.967	**P**	36.60	3:41.779	19:57:23.980

P28 911 Pes RUAUD / GADAL — Porsche 911 RS

IDEAL LAP TIME : 2:35.508 BEST LAP TIME : 2:36.377 DIFFERENCE : 0.869

LAP	SECTOR 1		SECTOR 2		SECTOR 3		LAP TIME		MPH	DIFF	TIME OF DAY
1 -		95.5	1:38.938	86.1	43.036	72.4	3:49.099		57.51	1:12.722	19:15:37.158
2 -	59.559	95.0	1:42.248	94.9	44.694	72.7	3:26.501		63.81	50.124	19:19:03.659
3 -	1:01.542	93.8	1:34.870	103.5	41.081	74.2	3:17.493		66.72	41.116	19:22:21.152
4 -	59.383	100.9	1:39.455	91.6	42.918	67.8	3:21.756		65.31	45.379	19:25:42.908
5 -	1:00.001	93.9	1:37.099	96.1	IN PIT		3:21.615	**P**	65.36	45.238	19:29:04.523
6 -	OUTLAP	108.0	1:17.642	128.0	34.657	81.7	4:15.826		51.51	1:39.449	19:33:20.349
7 -	49.607	108.9	1:15.843	127.8	33.850	***87.4***	2:39.300		82.72	2.923	19:35:59.649
8 -	48.843	***120.0***	***1:15.347***	127.3	33.798	70.4	2:37.988	**(3)**	83.41	1.611	19:38:37.637
9 -	48.580	113.5	1:16.646	127.3	32.657	87.0	2:37.883	**(2)**	83.46	1.506	19:41:15.520
10 -	***47.954***	119.1	1:16.216	***129.3***	***32.207***	86.3	***2:36.377***	**(1)**	***84.26***		***19:43:51.897***
11 -	48.535	113.7	1:16.646	128.0	33.442	***87.4***	2:38.623		83.07	2.246	19:46:30.520
12 -	48.147	111.6	1:16.443	127.5	33.842	83.9	2:38.432		83.17	2.055	19:49:08.952
13 -	50.391	108.2	1:26.870	111.8	35.839	82.2	2:53.100		76.12	16.723	19:52:02.052
14 -	51.718	101.8	1:18.816	126.1	35.025	83.2	2:45.559		79.59	9.182	19:54:47.611
15 -	52.419	107.7	1:19.894	125.2	34.608	83.0	2:46.921		78.94	10.544	19:57:34.532
16 -	52.418	113.5	1:19.958	125.9	33.628	82.4	2:46.004		79.38	9.627	20:00:20.536
17 -	49.529	112.0	1:17.950	127.0	33.220	86.4	2:40.699		82.00	4.322	20:03:01.235

P29 58 Rod LYNN / HADDON — Lola T70 Mk3B

IDEAL LAP TIME : 2:13.778 BEST LAP TIME : 2:13.903 DIFFERENCE : 0.125

LAP	SECTOR 1		SECTOR 2		SECTOR 3		LAP TIME		MPH	DIFF	TIME OF DAY
1 -		122.6	1:06.738	153.5	31.128	93.7	2:26.939		89.68	13.036	19:14:14.998
2 -	43.261	144.0	1:05.613	154.9	29.212	100.9	2:18.086		95.43	4.183	19:16:33.084
3 -	42.635	123.8	1:06.734	154.6	29.636	100.9	2:19.005		94.80	5.102	19:18:52.089
4 -	41.256	136.3	1:05.955	153.9	29.383	101.2	2:16.594		96.47	2.691	19:21:08.683
5 -	40.726	146.2	1:05.721	154.6	29.306	98.1	2:15.753	**(3)**	97.07	1.850	19:23:24.436
6 -	41.578	141.8	1:05.692	154.2	30.031	91.9	2:17.301		95.97	3.398	19:25:41.737
7 -	40.623	***149.1***	1:05.371	154.6	30.204	88.0	2:16.198		96.75	2.295	19:27:57.935
8 -	41.565	142.4	1:05.685	152.5	29.243	102.1	2:16.493		96.54	2.590	19:30:14.428
9 -	41.179	141.5	1:05.741	153.9	29.550	104.8	2:16.470		96.56	2.567	19:32:30.898
10 -	41.110	145.2	1:05.990	154.2	IN PIT		2:16.132	**P**	96.80	2.229	19:34:47.030
11 -	OUTLAP	135.5	1:06.392	152.8	28.954	***105.1***	3:38.867		60.20	1:24.964	19:38:25.897
12 -	40.555	146.2	***1:04.962***	***155.7***	28.720	***105.1***	2:14.237	**(2)**	98.16	0.334	19:40:40.134
13 -	***40.201***	148.4	1:05.087	151.8	***28.615***	***105.1***	***2:13.903***	**(1)**	***98.41***		***19:42:54.037***

Weather / Track : Cloudy / Dry

Silverstone GP
Circuit Length = 3.6604 miles
Start: 19:11 Flag 20:02 End: 20:12

Silverstone Classic

Yokohama Trophy for FIA Masters Historic Sports Cars

RACE 11 - SECTOR ANALYSIS

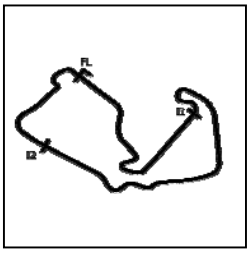

SECTOR 1 = FL to I1, SECTOR 2 = I1 to I2, SECTOR 3 = I2 to FL, DIFF = Difference To Personal Best Lap, P = Crossed Finish Line in Pit Lane, D = Time Disallowed

P30 76 Mar MA.WRIGLEY / MI.WRIGLEY Chevron B19

IDEAL LAP TIME : 2:10.468 BEST LAP TIME : 2:10.563 DIFFERENCE : 0.095

LAP	SECTOR 1		SECTOR 2		SECTOR 3		LAP TIME		MPH	DIFF	TIME OF DAY
1 -	OUTLAP	***139.5***	1:04.211	***147.4***	28.320	103.7	2:18.543		95.11	7.980	19:14:06.602
2 -	40.212	137.7	1:05.398	145.5	28.228	105.8	2:13.838		98.46	3.275	19:16:20.440
3 -	40.776	136.3	1:04.378	144.9	28.080	***106.1***	2:13.234		98.90	2.671	19:18:33.674
4 -	41.065	136.6	1:04.661	143.3	27.359	***106.1***	2:13.085		99.01	2.522	19:20:46.759
5 -	40.651	136.6	1:04.473	139.5	27.704	105.5	2:12.828		99.20	2.265	19:22:59.587
6 -	40.983	135.8	1:04.890	143.7	28.390	97.6	2:14.263		98.14	3.700	19:25:13.850
7 -	40.345	138.0	1:04.055	143.0	28.022	102.7	2:12.422		99.51	1.859	19:27:26.272
8 -	39.956	138.0	***1:03.519***	144.6	***27.088***	105.8	***2:10.563***	**(1)**	***100.93***		***19:29:36.835***
9 -	***39.861***	137.7	1:04.065	144.3	27.128	105.3	2:11.054	**(2)**	100.55	0.491	19:31:47.889
10 -	39.994	138.0	1:04.297	143.7	27.890	105.0	2:12.181		99.69	1.618	19:34:00.070
11 -	40.022	136.9	1:04.337	143.0	27.586	102.9	2:11.945	**(3)**	99.87	1.382	19:36:12.015
12 -	40.370	138.0	1:04.809	142.7	IN PIT		2:17.608	**P**	95.76	7.045	19:38:29.623

P31 34 Rod HART / PASTORELLI Lola T70 Mk3B

IDEAL LAP TIME : 2:12.490 BEST LAP TIME : 2:13.078 DIFFERENCE : 0.588

LAP	SECTOR 1		SECTOR 2		SECTOR 3		LAP TIME		MPH	DIFF	TIME OF DAY
1 -		144.3	1:04.994	153.9	28.702	105.0	2:15.249		97.43	2.171	19:14:03.308
2 -	40.416	142.7	1:05.730	153.5	28.840	105.3	2:14.986		97.62	1.908	19:16:18.294
3 -	40.639	141.8	1:05.125	***155.3***	28.567	104.8	2:14.331		98.09	1.253	19:18:32.625
4 -	40.212	146.2	1:04.428	153.9	28.531	***106.0***	2:13.171	**(2)**	98.95	0.093	19:20:45.796
5 -	***39.918***	145.5	1:04.216	152.8	28.944	105.8	***2:13.078***	**(1)**	***99.02***		***19:22:58.874***
6 -	41.546	143.0	1:04.427	153.5	28.815	103.4	2:14.788		97.76	1.710	19:25:13.662
7 -	40.690	139.8	***1:04.049***	154.9	28.796	105.8	2:13.535	**(3)**	98.68	0.457	19:27:27.197
8 -	40.347	143.3	1:04.832	154.6	28.584	104.8	2:13.763		98.51	0.685	19:29:40.960
9 -	39.949	***147.1***	1:04.579	153.9	29.984	97.6	2:14.512		97.96	1.434	19:31:55.472
10 -	40.198	139.8	1:05.306	151.1	IN PIT		2:14.546	**P**	97.94	1.468	19:34:10.018
11 -	OUTLAP	***147.1***	1:05.038	151.8	***28.523***	103.0	3:37.713		60.52	1:24.635	19:37:47.731
12 -	40.672	144.6	1:13.310	102.6	IN PIT		2:25.568	**P**	90.52	12.490	19:40:13.299

P32 2 Mar Timothy DE SILVA Taydec Mk3

IDEAL LAP TIME : 2:08.926 BEST LAP TIME : 2:09.435 DIFFERENCE : 0.509

LAP	SECTOR 1		SECTOR 2		SECTOR 3		LAP TIME		MPH	DIFF	TIME OF DAY
1 -		120.6	1:07.828	139.2	29.212	90.5	2:38.361		83.21	28.926	19:14:26.420
2 -	41.830	136.1	1:08.433	138.3	28.332	***106.5***	2:18.595		95.08	9.160	19:16:45.015
3 -	40.267	***138.3***	1:04.967	140.3	29.951	101.8	2:15.185		97.47	5.750	19:19:00.200
4 -	41.547	133.9	1:05.779	137.5	27.085	105.5	2:14.411		98.04	4.976	19:21:14.611
5 -	39.143	136.6	1:03.398	139.5	27.439	100.0	2:09.980	**(3)**	101.38	0.545	19:23:24.591
6 -	40.598	135.8	1:03.367	139.5	27.132	106.1	2:11.097		100.51	1.662	19:25:35.688
7 -	***38.859***	137.5	1:04.069	138.9	26.816	106.0	2:09.744	**(2)**	101.56	0.309	19:27:45.432
8 -	39.368	134.7	***1:03.282***	139.2	***26.785***	106.1	***2:09.435***	**(1)**	***101.81***		***19:29:54.867***
9 -	38.992	136.6	1:04.319	***142.1***	28.220	103.0	2:11.531		100.18	2.096	19:32:06.398
10 -	40.446	135.0	1:03.665	139.5	26.900	105.5	2:11.011		100.58	1.576	19:34:17.409
11 -	40.940	120.2	1:08.188	114.5	IN PIT		2:20.458	**P**	93.82	11.023	19:36:37.867

Weather / Track : Cloudy / Dry

Silverstone GP
Circuit Length = 3.6604 miles
Start: 19:11 Flag 20:02 End: 20:12

Silverstone Classic

Yokohama Trophy for FIA Masters Historic Sports Cars

RACE 11 - SECTOR ANALYSIS

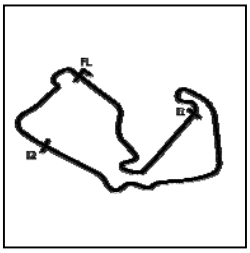

SECTOR 1 = FL to I1, SECTOR 2 = I1 to I2, SECTOR 3 = I2 to FL, DIFF = Difference To Personal Best Lap, P = Crossed Finish Line in Pit Lane, D = Time Disallowed

P33 52 Sto Robert OLDERSHAW — Lola T290

IDEAL LAP TIME : 2:10.977 BEST LAP TIME : 2:11.365 DIFFERENCE : 0.388

LAP	SECTOR 1		SECTOR 2		SECTOR 3		LAP TIME		MPH	DIFF	TIME OF DAY
1 -		140.6	1:04.619	***147.8***	28.294	105.6	2:18.257		95.31	6.892	19:14:06.316
2 -	40.485	***143.3***	1:04.582	147.1	28.373	***106.6***	2:13.440		98.75	2.075	19:16:19.756
3 -	40.493	141.5	1:04.747	145.5	27.868	106.3	2:13.108		99.00	1.743	19:18:32.864
4 -	41.292	140.9	1:03.826	146.8	28.144	102.9	2:13.262		98.88	1.897	19:20:46.126
5 -	40.177	***143.3***	1:04.036	147.1	***27.818***	104.3	2:12.031	**(3)**	99.80	0.666	19:22:58.157
6 -	***39.601***	142.1	1:04.324	146.2	27.946	103.5	2:11.871	**(2)**	99.92	0.506	19:25:10.028
7 -	39.741	141.5	***1:03.558***	145.8	28.066	104.0	***2:11.365***	**(1)**	***100.31***		***19:27:21.393***
8 -	40.511	138.0	1:03.774	145.8	27.948	102.6	2:12.233		99.65	0.868	19:29:33.626
9 -	40.743	138.6	1:04.926	142.1	28.065	102.2	2:13.734		98.53	2.369	19:31:47.360
10 -	40.325	137.2	1:04.530	139.2	28.734	97.1	2:13.589		98.64	2.224	19:34:00.949

P34 88 Hul Richard MCALPINE — McLaren M1B

IDEAL LAP TIME : 2:24.706 BEST LAP TIME : 2:26.149 DIFFERENCE : 1.443

LAP	SECTOR 1		SECTOR 2		SECTOR 3		LAP TIME		MPH	DIFF	TIME OF DAY
1 -		106.3	1:13.265	139.8	31.615	86.4	2:45.494		79.62	19.345	19:14:33.553
2 -	45.162	123.1	1:10.048	143.0	32.152	96.5	2:27.362		89.42	1.213	19:17:00.915
3 -	44.037	135.2	1:10.800	145.5	31.843	87.0	2:26.680	**(3)**	89.84	0.531	19:19:27.595
4 -	48.489	122.0	1:14.319	143.7	31.668	98.6	2:34.476		85.30	8.327	19:22:02.071
5 -	***43.911***	131.5	1:11.218	139.8	***31.203***	***99.7***	2:26.332	**(2)**	90.05	0.183	19:24:28.403
6 -	44.631	***135.8***	***1:09.592***	***145.8***	31.926	86.2	***2:26.149***	**(1)**	***90.16***		***19:26:54.552***
7 -	44.202	131.3	1:11.610	137.5	31.717	93.2	2:27.529		89.32	1.380	19:29:22.081
8 -	46.610	126.8	1:13.094	123.3	34.297	75.3	2:34.001		85.56	7.852	19:31:56.082

P35 71 Mar Jonathan MITCHELL — Chevron B19

IDEAL LAP TIME : 2:16.509 BEST LAP TIME : 2:16.581 DIFFERENCE : 0.072

LAP	SECTOR 1		SECTOR 2		SECTOR 3		LAP TIME		MPH	DIFF	TIME OF DAY
1 -	OUTLAP	113.9	1:12.494	120.0	IN PIT		18:25.674	**P**	11.91	16:09.093	19:30:13.733
2 -	OUTLAP	119.1	1:10.473	124.7	IN PIT		11:59.652	**P**	18.31	9:43.071	19:42:13.385
3 -	OUTLAP	123.5	1:08.130	127.3	29.146	***99.1***	3:36.606		60.83	1:20.025	19:45:49.991
4 -	41.944	126.6	1:06.802	129.8	28.699	97.3	2:17.445	**(2)**	95.87	0.864	19:48:07.436
5 -	***41.411***	***126.8***	***1:06.586***	***130.5***	28.584	98.3	***2:16.581***	**(1)**	***96.48***		***19:50:24.017***
6 -	41.552	126.1	1:08.053	129.8	***28.512***	97.9	2:18.117	**(3)**	95.41	1.536	19:52:42.134
7 -	41.902	122.6	1:08.246	125.4	IN PIT		2:25.108	**P**	90.81	8.527	19:55:07.242

P36 44 Mar HALL / PADMORE — Lola T212

IDEAL LAP TIME : 2:14.671 BEST LAP TIME : 2:15.083 DIFFERENCE : 0.412

LAP	SECTOR 1		SECTOR 2		SECTOR 3		LAP TIME		MPH	DIFF	TIME OF DAY
1 -		***135.5***	***1:05.319***	142.1	28.998	100.6	2:17.186	**(2)**	96.05	2.103	19:14:05.245
2 -	***40.773***	134.7	1:05.731	***143.0***	***28.579***	***101.9***	***2:15.083***	**(1)**	***97.55***		***19:16:20.328***

P37 325 Hul Gregory THORNTON — Chevron B8

IDEAL LAP TIME : 2:35.619 BEST LAP TIME : 2:48.496 DIFFERENCE : 12.877

LAP	SECTOR 1		SECTOR 2		SECTOR 3		LAP TIME		MPH	DIFF	TIME OF DAY
1 -		***111.2***	***1:13.632***	***129.3***	***33.166***		***2:48.496***	**(1)**	***78.20***		***19:14:36.555***
2 -	***48.821***	93.3	1:25.027	103.2	IN PIT		2:54.030	**P**	75.72	5.533	19:17:30.585

Weather / Track : Cloudy / Dry

Silverstone GP
Circuit Length = 3.6604 miles
Start: 19:11 Flag 20:02 End: 20:12

Silverstone Classic

Yokohama Trophy for FIA Masters Historic Sports Cars

RACE 11 - BEST SECTORS

	SECTOR 1			SECTOR 2			SECTOR 3			IDEAL / BEST COMPARISON					
POS	NO	NAME	TIME	NO	NAME	TIME	NO	NAME	TIME	POS	NO	NAME	IDEAL	BEST	DIFF
												PERFECT LAP	2:07.082		
1	89	A.BANKS / M.BANK	38.498	89	A.BANKS / M.BANK	1:01.799	2	DE SILVA	26.785	1	89	A.BANKS / M.BANKS	2:07.565	2:08.637	1.072
2	3	WRIGHT / WOLFE	38.740	3	WRIGHT / WOLFE	1:02.072	165	FERRAO	26.796	2	3	WRIGHT / WOLFE	2:08.308	2:09.158	0.850
3	2	DE SILVA	38.859	28	STRETTON	1:02.418	76	MA.WRIGLEY / MI.\	27.088	3	165	FERRAO	2:08.464	2:09.273	0.809
4	23	PEARSON	39.100	165	FERRAO	1:02.447	25	GANS	27.229	4	2	DE SILVA	2:08.926	2:09.435	0.509
5	95	CULVER	39.173	23	PEARSON	1:02.850	89	A.BANKS / M.BANK	27.268	5	28	STRETTON	2:09.229	2:10.115	0.886
6	165	FERRAO	39.221	2	DE SILVA	1:03.282	80	FLETCHER	27.315	6	23	PEARSON	2:09.483	2:09.769	0.286
7	25	GANS	39.253	95	CULVER	1:03.424	28	STRETTON	27.467	7	25	GANS	2:10.145	2:10.220	0.075
8	28	STRETTON	39.344	80	FLETCHER	1:03.456	3	WRIGHT / WOLFE	27.496	8	80	FLETCHER	2:10.153	2:10.396	0.243
9	80	FLETCHER	39.382	76	MA.WRIGLEY / MI.\	1:03.519	23	PEARSON	27.533	9	76	MA.WRIGLEY / MI.WI	2:10.468	2:10.563	0.095
10	52	OLDERSHAW	39.601	52	OLDERSHAW	1:03.558	57	ADELMAN / HALL	27.567	10	95	CULVER	2:10.680	2:10.710	0.030
11	76	MA.WRIGLEY / MI.\	39.861	25	GANS	1:03.663	210	TOMLIN	27.629	11	52	OLDERSHAW	2:10.977	2:11.365	0.388
12	34	HART / PASTOREL	39.918	34	HART / PASTOREL	1:04.049	52	OLDERSHAW	27.818	12	57	ADELMAN / HALL	2:11.959	2:12.271	0.312
13	57	ADELMAN / HALL	40.006	57	ADELMAN / HALL	1:04.386	17	N.HALUSA / L.HALL	27.927	13	34	HART / PASTORELLI	2:12.490	2:13.078	0.588
14	59	J.BEEBEE / R.BEEE	40.013	210	TOMLIN	1:04.652	95	CULVER	28.083	14	210	TOMLIN	2:12.568	2:13.223	0.655
15	58	LYNN / HADDON	40.201	59	J.BEEBEE / R.BEEE	1:04.901	59	J.BEEBEE / R.BEEE	28.223	15	59	J.BEEBEE / R.BEEBE	2:13.137	2:13.509	0.372
16	210	TOMLIN	40.287	58	LYNN / HADDON	1:04.962	71	MITCHELL	28.512	16	58	LYNN / HADDON	2:13.778	2:13.903	0.125
17	17	N.HALUSA / L.HALL	40.621	17	N.HALUSA / L.HALL	1:05.249	34	HART / PASTOREL	28.523	17	17	N.HALUSA / L.HALUS	2:13.797	2:14.027	0.230
18	44	HALL / PADMORE	40.773	44	HALL / PADMORE	1:05.319	44	HALL / PADMORE	28.579	18	44	HALL / PADMORE	2:14.671	2:15.083	0.412
19	71	MITCHELL	41.411	71	MITCHELL	1:06.586	58	LYNN / HADDON	28.615	19	71	MITCHELL	2:16.509	2:16.581	0.072
20	123	HYETT	41.588	19	M.OWEN / A.OWEN	1:06.808	53	LILLINGSTON-PRIC	28.955	20	123	HYETT	2:17.638	2:18.188	0.550
21	192	THOMAS / LOCKIE	41.648	192	THOMAS / LOCKIE	1:06.836	19	M.OWEN / A.OWEN	29.026	21	19	M.OWEN / A.OWEN	2:17.688	2:18.601	0.913
22	27	SHELDON	41.673	123	HYETT	1:06.975	123	HYETT	29.075	22	192	THOMAS / LOCKIE	2:17.690	2:19.097	1.407
23	19	M.OWEN / A.OWEN	41.854	16	JOLLY / FARTHING	1:07.183	27	SHELDON	29.102	23	27	SHELDON	2:18.051	2:19.149	1.098
24	53	LILLINGSTON-PRIC	42.019	27	SHELDON	1:07.276	192	THOMAS / LOCKIE	29.206	24	53	LILLINGSTON-PRICE	2:18.680	2:18.968	0.288
25	16	JOLLY / FARTHING	42.215	53	LILLINGSTON-PRIC	1:07.706	41	BECHTOLSHEIMEF	29.462	25	16	JOLLY / FARTHING	2:19.389	2:19.861	0.472
26	41	BECHTOLSHEIMEF	42.268	117	SIMMONDS	1:07.792	90	LAUBER	29.623	26	41	BECHTOLSHEIMER	2:19.583	2:19.807	0.224
27	117	SIMMONDS	42.391	41	BECHTOLSHEIMEF	1:07.853	199	GIBNEY	29.637	27	29	BELLINGER / AHLER	2:20.593	2:21.097	0.504
28	5	SINCLAIR	42.623	441	HODGES	1:07.906	441	HODGES	29.679	28	117	SIMMONDS	2:20.697	2:21.642	0.945
29	29	BELLINGER / AHLE	42.698	29	BELLINGER / AHLE	1:07.929	163	JACK	29.787	29	90	LAUBER	2:20.778	2:21.573	0.795
30	199	GIBNEY	43.069	90	LAUBER	1:08.073	29	BELLINGER / AHLE	29.966	30	441	HODGES	2:20.899	2:22.318	1.419
31	90	LAUBER	43.082	5	SINCLAIR	1:08.650	16	JOLLY / FARTHING	29.991	31	5	SINCLAIR	2:21.444	2:21.993	0.549
32	163	JACK	43.215	163	JACK	1:08.844	5	SINCLAIR	30.171	32	163	JACK	2:21.846	2:23.445	1.599
33	72	STANLEY / COOK	43.305	72	STANLEY / COOK	1:08.868	72	STANLEY / COOK	30.313	33	199	GIBNEY	2:22.150	2:22.618	0.468
34	441	HODGES	43.314	199	GIBNEY	1:09.444	117	SIMMONDS	30.514	34	72	STANLEY / COOK	2:22.486	2:23.171	0.685
35	88	MCALPINE	43.911	88	MCALPINE	1:09.592	88	MCALPINE	31.203	35	88	MCALPINE	2:24.706	2:26.149	1.443
36	911	RUAUD / GADAL	47.954	325	THORNTON	1:13.632	911	RUAUD / GADAL	32.207	36	911	RUAUD / GADAL	2:35.508	2:36.377	0.869
37	325	THORNTON	48.821	911	RUAUD / GADAL	1:15.347	325	THORNTON	33.166	37	325	THORNTON	2:35.619	2:48.496	12.877

Weather / Track : Cloudy / Dry

Silverstone GP
Circuit Length = 3.6604 miles
Start: 19:11 Flag 20:02 End: 20:12

Results can be found at www.tsl-timing.com

Printed - 20:13 Saturday, 27 July 2019

Silverstone Classic

Yokohama Trophy for FIA Masters Historic Sports Cars

RACE 11 - BEST SPEEDS

	INTERMEDIATE 1			INTERMEDIATE 2			FINISH LINE		
POS	NO	NAME	MPH	NO	NAME	MPH	NO	NAME	MPH
1	89	A.BANKS / M.BANKS	156.0	89	A.BANKS / M.BANKS	163.2	23	PEARSON	110.9
2	3	WRIGHT / WOLFE	151.1	5	SINCLAIR	159.0	28	STRETTON	109.4
3	117	SIMMONDS	150.8	3	WRIGHT / WOLFE	158.2	89	A.BANKS / M.BANKS	109.2
4	23	PEARSON	149.7	16	JOLLY / FARTHING	158.2	3	WRIGHT / WOLFE	108.0
5	58	LYNN / HADDON	149.1	117	SIMMONDS	158.2	25	GANS	107.0
6	28	STRETTON	148.7	23	PEARSON	157.1	95	CULVER	106.8
7	5	SINCLAIR	147.4	28	STRETTON	157.1	52	OLDERSHAW	106.6
8	34	HART / PASTORELLI	147.1	58	LYNN / HADDON	155.7	2	DE SILVA	106.5
9	95	CULVER	144.9	34	HART / PASTORELLI	155.3	76	MA.WRIGLEY / MI.WRIGLEY	106.1
10	16	JOLLY / FARTHING	144.9	95	CULVER	153.9	34	HART / PASTORELLI	106.0
11	29	BELLINGER / AHLERS	144.9	72	STANLEY / COOK	151.4	165	FERRAO	105.3
12	59	J.BEEBEE / R.BEEBEE	144.0	59	J.BEEBEE / R.BEEBEE	149.7	58	LYNN / HADDON	105.1
13	52	OLDERSHAW	143.3	29	BELLINGER / AHLERS	149.1	57	ADELMAN / HALL	105.0
14	25	GANS	141.8	52	OLDERSHAW	147.8	80	FLETCHER	104.8
15	72	STANLEY / COOK	140.1	76	MA.WRIGLEY / MI.WRIGLEY	147.4	59	J.BEEBEE / R.BEEBEE	103.7
16	57	ADELMAN / HALL	139.8	88	MCALPINE	145.8	17	N.HALUSA / L.HALUSA	103.5
17	76	MA.WRIGLEY / MI.WRIGLEY	139.5	80	FLETCHER	145.2	210	TOMLIN	103.4
18	80	FLETCHER	138.6	25	GANS	145.2	44	HALL / PADMORE	101.9
19	2	DE SILVA	138.3	57	ADELMAN / HALL	144.3	16	JOLLY / FARTHING	101.2
20	210	TOMLIN	138.0	27	SHELDON	144.0	27	SHELDON	101.0
21	165	FERRAO	137.5	165	FERRAO	143.3	53	LILLINGSTON-PRICE	100.7
22	19	M.OWEN / A.OWEN	136.9	44	HALL / PADMORE	143.0	192	THOMAS / LOCKIE	100.6
23	123	HYETT	136.1	210	TOMLIN	142.1	123	HYETT	100.6
24	88	MCALPINE	135.8	2	DE SILVA	142.1	41	BECHTOLSHEIMER	100.4
25	44	HALL / PADMORE	135.5	19	M.OWEN / A.OWEN	141.5	19	M.OWEN / A.OWEN	100.1
26	192	THOMAS / LOCKIE	133.4	17	N.HALUSA / L.HALUSA	139.5	88	MCALPINE	99.7
27	27	SHELDON	133.4	441	HODGES	139.5	29	BELLINGER / AHLERS	99.2
28	17	N.HALUSA / L.HALUSA	133.1	90	LAUBER	138.6	163	JACK	99.1
29	53	LILLINGSTON-PRICE	133.1	123	HYETT	138.3	71	MITCHELL	99.1
30	441	HODGES	131.8	53	LILLINGSTON-PRICE	136.9	117	SIMMONDS	98.9
31	199	GIBNEY	131.0	199	GIBNEY	136.9	90	LAUBER	98.2
32	90	LAUBER	131.0	163	JACK	135.0	72	STANLEY / COOK	98.2
33	41	BECHTOLSHEIMER	130.5	41	BECHTOLSHEIMER	134.7	441	HODGES	97.8
34	163	JACK	129.8	192	THOMAS / LOCKIE	133.1	199	GIBNEY	96.5
35	71	MITCHELL	126.8	71	MITCHELL	130.5	5	SINCLAIR	96.2
36	911	RUAUD / GADAL	120.0	911	RUAUD / GADAL	129.3	911	RUAUD / GADAL	87.4
37	325	THORNTON	111.2	325	THORNTON	129.3			

Weather / Track : Cloudy / Dry

Silverstone GP
Circuit Length = 3.6604 miles
Start: 19:11 Flag 20:02 End: 20:12

Results can be found at www.tsl-timing.com

Printed - 20:14 Saturday, 27 July 2019

Silverstone Classic

Yokohama Trophy for FIA Masters Historic Sports Cars

RACE 11 - STATISTICS

Competitors Started	37
Planned Start	2019-07-27 @ 19:00:00.000
Actual Start	2019-07-27 @ 19:11:48.058
Finish Time	2019-07-27 @ 20:02:50.129
Track Length	3.6604mi.
Total Laps	673
Total Distance Covered	2463.5149mi.

Session Fastest Lap History

NO	CL	NAME	LAP TIME	TIME OF DAY	LAP	VEHICLE
89	Rod	**A.BANKS / M.BANKS**	**2:10.238**	19:13:58.304	1	McLaren M6B
89	Rod	**A.BANKS / M.BANKS**	**2:09.283**	19:16:07.586	2	McLaren M6B
89	Rod	**A.BANKS / M.BANKS**	**2:09.246**	19:20:26.203	4	McLaren M6B
89	Rod	**A.BANKS / M.BANKS**	**2:08.989**	19:22:35.192	5	McLaren M6B
89	Rod	**A.BANKS / M.BANKS**	**2:08.808**	19:43:24.730	14	McLaren M6B
89	Rod	**A.BANKS / M.BANKS**	**2:08.672**	19:47:42.813	16	McLaren M6B
89	Rod	**A.BANKS / M.BANKS**	**2:08.637**	19:54:12.321	19	McLaren M6B

Session Leader History

NO	CL	NAME	FROM LAP	LAPS LED	DISTANCE	VEHICLE
89	Rod	**A.BANKS / M.BANKS**	1	12	43.92 miles	McLaren M6B
25	Sto	**Michael GANS**	13	1	3.66 miles	Lola T290
89	Rod	**A.BANKS / M.BANKS**	14	10	36.60 miles	McLaren M6B

Flag History

TYPE	TIME OF DAY
GREEN	19:11:48.058
FINISH	20:02:50.129

Flag Statistics

TYPE	COUNT	TOTAL LAPS	TOTAL TIME
Green	1	23	1:00:42.131
Red	0	0	0.000
Safety Car	0	0	0.000
FCY	0	0	0.000

Silverstone GP

Weather / Track : Cloudy / Dry

Circuit Length = 3.6604 miles

These results are provisional until the conclusion of any judicial and technical matters.

Start: 19:11 Flag 20:02 End: 20:12

Race Director : Richard Cuene-Grandidier	Stewards : John Naylor	Timekeeper : Nicholas Palmer

Silverstone Classic

Yokohama Trophy for FIA Masters Historic Sports Cars

RACE 11 - STATISTICS

CLASS : Mar

6 Starters

Fastest Lap History

NO	NAME	LAP TIME	TIME OF DAY	LAP	VEHICLE
44	**HALL / PADMORE**	**2:17.186**	19:14:05.252	1	Lola T212
44	**HALL / PADMORE**	**2:15.083**	19:16:20.335	2	Lola T212
76	**MA.WRIGLEY / MI.WRIGLEY**	**2:13.838**	19:16:20.440	2	Chevron B19
76	**MA.WRIGLEY / MI.WRIGLEY**	**2:13.234**	19:18:33.674	3	Chevron B19
76	**MA.WRIGLEY / MI.WRIGLEY**	**2:13.085**	19:20:46.758	4	Chevron B19
76	**MA.WRIGLEY / MI.WRIGLEY**	**2:12.828**	19:22:59.586	5	Chevron B19
2	**Timothy DE SILVA**	**2:09.980**	19:23:24.609	5	Taydec Mk3
2	**Timothy DE SILVA**	**2:09.744**	19:27:45.449	7	Taydec Mk3
2	**Timothy DE SILVA**	**2:09.435**	19:29:54.884	8	Taydec Mk3

Leader History

NO	NAME	FROM LAP	LAPS LED	DISTANCE	VEHICLE
44	**HALL / PADMORE**	1	2	7.32 miles	Lola T212
76	**MA.WRIGLEY / MI.WRIGLEY**	3	10	36.60 miles	Chevron B19
210	**David TOMLIN**	13	11	40.26 miles	Lola T210

Silverstone GP

Weather / Track : Cloudy / Dry

Circuit Length = 3.6604 miles

These results are provisional until the conclusion of any judicial and technical matters.

Start: 19:11 Flag 20:02 End: 20:12

Race Director : Richard Cuene-Grandidier	Stewards : John Naylor	Timekeeper : Nicholas Palmer

Silverstone Classic

Yokohama Trophy for FIA Masters Historic Sports Cars

RACE 11 - STATISTICS

CLASS : Rod

8 Starters

Fastest Lap History

NO	NAME	LAP TIME	TIME OF DAY	LAP	VEHICLE
89	**A.BANKS / M.BANKS**	**2:10.238**	19:13:58.304	1	McLaren M6B
89	**A.BANKS / M.BANKS**	**2:09.283**	19:16:07.586	2	McLaren M6B
89	**A.BANKS / M.BANKS**	**2:09.246**	19:20:26.203	4	McLaren M6B
89	**A.BANKS / M.BANKS**	**2:08.989**	19:22:35.192	5	McLaren M6B
89	**A.BANKS / M.BANKS**	**2:08.808**	19:43:24.730	14	McLaren M6B
89	**A.BANKS / M.BANKS**	**2:08.672**	19:47:42.813	16	McLaren M6B
89	**A.BANKS / M.BANKS**	**2:08.637**	19:54:12.321	19	McLaren M6B

Leader History

NO	NAME	FROM LAP	LAPS LED	DISTANCE	VEHICLE
89	**A.BANKS / M.BANKS**	1	23	84.19 miles	McLaren M6B

Silverstone GP

Weather / Track : Cloudy / Dry

Circuit Length = 3.6604 miles

These results are provisional until the conclusion of any judicial and technical matters.

Start: 19:11 Flag 20:02 End: 20:12

Race Director : Richard Cuene-Grandidier	Stewards : John Naylor	Timekeeper : Nicholas Palmer

Silverstone Classic

Yokohama Trophy for FIA Masters Historic Sports Cars

RACE 11 - STATISTICS

CLASS : Hul

6 Starters

Fastest Lap History

NO	NAME	LAP TIME	TIME OF DAY	LAP	VEHICLE
16	**JOLLY / FARTHING**	**2:33.679**	19:14:21.745	1	Cooper Monaco T61M
16	**JOLLY / FARTHING**	**2:22.661**	19:16:44.405	2	Cooper Monaco T61M
29	**BELLINGER / AHLERS**	**2:21.718**	19:16:47.994	2	Cooper Monaco T61M King Cobra
16	**JOLLY / FARTHING**	**2:21.666**	19:19:06.072	3	Cooper Monaco T61M
16	**JOLLY / FARTHING**	**2:20.527**	19:21:26.598	4	Cooper Monaco T61M
16	**JOLLY / FARTHING**	**2:20.035**	19:23:46.634	5	Cooper Monaco T61M
16	**JOLLY / FARTHING**	**2:19.861**	19:26:06.494	6	Cooper Monaco T61M

Leader History

NO	NAME	FROM LAP	LAPS LED	DISTANCE	VEHICLE
16	**JOLLY / FARTHING**	1	21	76.87 miles	Cooper Monaco T61M

Silverstone GP

Weather / Track : Cloudy / Dry

Circuit Length = 3.6604 miles

These results are provisional until the conclusion of any judicial and technical matters.

Start: 19:11 Flag 20:02 End: 20:12

Race Director : Richard Cuene-Grandidier	Stewards : John Naylor	Timekeeper : Nicholas Palmer

Silverstone Classic

Yokohama Trophy for FIA Masters Historic Sports Cars

RACE 11 - STATISTICS

CLASS : Bon

7 Starters

Fastest Lap History

NO	NAME	LAP TIME	TIME OF DAY	LAP	VEHICLE
192	**THOMAS / LOCKIE**	**2:30.619**	19:14:18.677	1	Chevron B8
192	**THOMAS / LOCKIE**	**2:19.317**	19:16:37.996	2	Chevron B8
192	**THOMAS / LOCKIE**	**2:19.126**	19:21:17.223	4	Chevron B8
19	**M.OWEN / A.OWEN**	**2:18.829**	19:23:38.153	5	Chevron B8
19	**M.OWEN / A.OWEN**	**2:18.601**	19:25:56.755	6	Chevron B8

Leader History

NO	NAME	FROM LAP	LAPS LED	DISTANCE	VEHICLE
192	**THOMAS / LOCKIE**	1	7	25.62 miles	Chevron B8
19	**M.OWEN / A.OWEN**	8	4	14.64 miles	Chevron B8
192	**THOMAS / LOCKIE**	12	1	3.66 miles	Chevron B8
53	**Chris LILLINGSTON-PRICE**	13	10	36.60 miles	Chevron B8

Silverstone GP

Weather / Track : Cloudy / Dry

Circuit Length = 3.6604 miles

These results are provisional until the conclusion of any judicial and technical matters.

Start: 19:11 Flag 20:02 End: 20:12

Race Director : Richard Cuene-Grandidier	Stewards : John Naylor	Timekeeper : Nicholas Palmer

Silverstone Classic

Yokohama Trophy for FIA Masters Historic Sports Cars

RACE 11 - STATISTICS

CLASS : Sto

4 Starters

Fastest Lap History

NO	NAME	LAP TIME	TIME OF DAY	LAP	VEHICLE
25	**Michael GANS**	**2:16.255**	19:14:04.319	1	Lola T290
25	**Michael GANS**	**2:14.190**	19:16:18.509	2	Lola T290
52	**Robert OLDERSHAW**	**2:13.440**	19:16:19.762	2	Lola T290
80	**Henry FLETCHER**	**2:12.634**	19:16:21.326	2	Chevron B26
25	**Michael GANS**	**2:11.619**	19:18:30.128	3	Lola T290
25	**Michael GANS**	**2:11.612**	19:22:54.835	5	Lola T290
25	**Michael GANS**	**2:11.371**	19:25:06.205	6	Lola T290
25	**Michael GANS**	**2:10.766**	19:27:16.972	7	Lola T290
165	**Diogo FERRAO**	**2:09.975**	19:27:21.724	7	Lola T292
165	**Diogo FERRAO**	**2:09.927**	19:31:43.747	9	Lola T292
165	**Diogo FERRAO**	**2:09.675**	19:33:53.420	10	Lola T292
165	**Diogo FERRAO**	**2:09.273**	19:52:46.054	18	Lola T292

Leader History

NO	NAME	FROM LAP	LAPS LED	DISTANCE	VEHICLE
25	**Michael GANS**	1	16	58.56 miles	Lola T290
165	**Diogo FERRAO**	17	7	25.62 miles	Lola T292

Silverstone GP

Weather / Track : Cloudy / Dry

Circuit Length = 3.6604 miles

These results are provisional until the conclusion of any judicial and technical matters.

Start: 19:11 Flag 20:02 End: 20:12

Race Director : Richard Cuene-Grandidier	Stewards : John Naylor	Timekeeper : Nicholas Palmer

Silverstone Classic

Yokohama Trophy for FIA Masters Historic Sports Cars

RACE 11 - STATISTICS

CLASS : Sif

2 Starters

Fastest Lap History

NO	NAME	LAP TIME	TIME OF DAY	LAP	VEHICLE
27	**John SHELDON**	**2:29.419**	19:14:17.470	1	Chevron B16
27	**John SHELDON**	**2:21.676**	19:16:39.147	2	Chevron B16
27	**John SHELDON**	**2:19.658**	19:18:58.805	3	Chevron B16
123	**Ross HYETT**	**2:19.571**	19:18:59.360	3	Chevron B16
123	**Ross HYETT**	**2:19.383**	19:23:39.523	5	Chevron B16
27	**John SHELDON**	**2:19.149**	19:25:58.139	6	Chevron B16
123	**Ross HYETT**	**2:18.946**	19:30:37.153	8	Chevron B16
123	**Ross HYETT**	**2:18.188**	19:32:55.340	9	Chevron B16

Leader History

NO	NAME	FROM LAP	LAPS LED	DISTANCE	VEHICLE
27	**John SHELDON**	1	6	21.96 miles	Chevron B16
123	**Ross HYETT**	7	9	32.94 miles	Chevron B16
27	**John SHELDON**	16	7	25.62 miles	Chevron B16

Silverstone GP

Weather / Track : Cloudy / Dry

Circuit Length = 3.6604 miles

These results are provisional until the conclusion of any judicial and technical matters.

Start: 19:11 Flag 20:02 End: 20:12

Race Director : Richard Cuene-Grandidier	Stewards : John Naylor	Timekeeper : Nicholas Palmer

Silverstone Classic

Yokohama Trophy for FIA Masters Historic Sports Cars

RACE 11 - STATISTICS

CLASS : Inv

3 Starters

Fastest Lap History

NO	NAME	LAP TIME	TIME OF DAY	LAP	VEHICLE
17	**N.HALUSA / L.HALUSA**	**2:27.140**	19:14:15.200	1	Alfa Romeo 33TT3
17	**N.HALUSA / L.HALUSA**	**2:18.710**	19:16:33.910	2	Alfa Romeo 33TT3
17	**N.HALUSA / L.HALUSA**	**2:15.460**	19:18:49.372	3	Alfa Romeo 33TT3
17	**N.HALUSA / L.HALUSA**	**2:14.129**	19:21:03.500	4	Alfa Romeo 33TT3
17	**N.HALUSA / L.HALUSA**	**2:14.027**	19:27:47.662	7	Alfa Romeo 33TT3

Leader History

NO	NAME	FROM LAP	LAPS LED	DISTANCE	VEHICLE
17	**N.HALUSA / L.HALUSA**	1	22	80.53 miles	Alfa Romeo 33TT3

Silverstone GP

Weather / Track : Cloudy / Dry

Circuit Length = 3.6604 miles

These results are provisional until the conclusion of any judicial and technical matters.

Start: 19:11 Flag 20:02 End: 20:12

Race Director : Richard Cuene-Grandidier	Stewards : John Naylor	Timekeeper : Nicholas Palmer

Silverstone Classic

Yokohama Trophy for FIA Masters Historic Sports Cars

RACE 11 - STATISTICS

CLASS : Pes

1 Starters

Fastest Lap History

NO	NAME	LAP TIME	TIME OF DAY	LAP	VEHICLE
911	**RUAUD / GADAL**	**3:49.099**	19:15:37.172	1	Porsche 911 RS
911	**RUAUD / GADAL**	**3:26.501**	19:19:03.674	2	Porsche 911 RS
911	**RUAUD / GADAL**	**3:17.493**	19:22:21.168	3	Porsche 911 RS
911	**RUAUD / GADAL**	**2:39.300**	19:35:59.661	7	Porsche 911 RS
911	**RUAUD / GADAL**	**2:37.988**	19:38:37.651	8	Porsche 911 RS
911	**RUAUD / GADAL**	**2:37.883**	19:41:15.534	9	Porsche 911 RS
911	**RUAUD / GADAL**	**2:36.377**	19:43:51.910	10	Porsche 911 RS

Leader History

NO	NAME	FROM LAP	LAPS LED	DISTANCE	VEHICLE
911	**RUAUD / GADAL**	1	17	62.22 miles	Porsche 911 RS

Silverstone GP

Weather / Track : Cloudy / Dry

Circuit Length = 3.6604 miles

These results are provisional until the conclusion of any judicial and technical matters.

Start: 19:11 Flag 20:02 End: 20:12

Race Director : Richard Cuene-Grandidier	Stewards : John Naylor	Timekeeper : Nicholas Palmer

Silverstone Classic

Aston Martin Trophy for Masters Endurance Legends

QUALIFYING - RACE 12 - CLASSIFICATION -PROVISIONAL

Sheet No: | **Issue Time:**

POS	NO	CL	PIC	NAME	ENTRY	TIME	ON	LAPS	GAP	DIFF	MPH
1	10 *	G3/P1	1	CANTILLON / KENNARD	Pescarolo LMP1	1:48.019	7	8			121.99
2	116	G3/P1	2	Emmanuel COLLARD	Pescarolo LMP1	1:49.050	5	9	1.031	1.031	120.84
3	8	G3/P1	3	Kriton LENDOUDIS	Peugeot 90X	1:49.889	5	11	1.870	0.839	119.91
4	16	G3/P1	4	Steve TANDY	Lola B12/60	1:50.391	10	12	2.372	0.502	119.37
5	7	G3/P1	5	David PORTER	Peugeot 908	1:51.542	5	11	3.523	1.151	118.14
6	6 *	G2/P1	1	James COTTINGHAM	Dallara SP1	1:55.170	3	5	7.151	3.628	114.42
7	25	G2/P2	1	Mike NEWTON	MG Lola EX257	1:57.425	3	8	9.406	2.255	112.22
8	9	G2/P1	2	Shaun LYNN	Bentley Speed 8	1:57.483	12	13	9.464	0.058	112.16
9	45	G3/P2	1	Keith FRIESER	Oreca 03 LMP2	1:58.116	8	12	10.097	0.633	111.56
10	008	G3/P1	6	Christophe D'ANSEMBOURG	Lola Aston DBR1-2	1:59.141	2	6	11.122	1.025	110.60
11	46 *	G3/P2	2	Mike HIGSON	Oreca 03 LMP2	2:01.180	12	12	13.161	2.039	108.74
12	55	Inv	1	WILLIAMS / SCOTT	Ferrari 458 GT3	2:02.051	8	9	14.032	0.871	107.96
13	24	G3/P2	3	Mike FURNESS	Courage LC75	2:02.820	5	10	14.801	0.769	107.29
14	007	Inv	2	LIENAU / GRANT	Aston Martin Vantage V12	2:03.870	7	11	15.851	1.050	106.38
15	65	G2/GT1	1	Massimiliano GIRARDO	Ferrari 550	2:06.683	10	12	18.664	2.813	104.02
16	52 *	G2/GT2	1	Stephan JOCHER	Porsche 996 GT3 RSR	2:09.130	9	11	21.111	2.447	102.05
17	95	G2/GT2	2	Ollie HANCOCK	TVR T400 R	2:09.388	4	8	21.369	0.258	101.84
18	145	Inv	3	Will GOFF	Porsche 997 GT3 RSR	2:12.340	8	9	24.321	2.952	99.57
19	19	G2/P2	2	WATTS / GIORDANELLI	Lola B2K/40	2:12.440	7	9	24.421	0.100	99.50
20	60	G2/GT2	3	Steve SOPER	BMW M3	2:12.680	5	7	24.661	0.240	99.32
21	20	G2/P2	3	Pierre BRUNEAU	Pilbeam MP91	2:12.860	4	8	24.841	0.180	99.18
22	93	G3/GT2	1	Colin SOWTER	Aston Martin GT2	2:17.856	8	11	29.837	4.996	95.59
23	44	Inv	4	Desmond SMAIL	Aston Martin Vantage GT4	2:20.125	8	9	32.106	2.269	94.04
24	4 *	Inv	5	Michael BROWN	Aston Martin Vantage GT4	2:22.450	8	8	34.431	2.325	92.50
25	73	G2/GT2	4	Steve HYDE	Morgan Aero 8 GTN	2:42.634	4	5	54.615	20.184	81.02

***Cars 4, 6, 10, & 46 require working transponders.**

No. 52 - 1 Lap time disallowed; exceeding track limits.

Silverstone GP
Circuit Length = 3.6604 miles
Start: 15:20 Flag 15:52 End: 15:59

Weather / Track : Bright / Dry

These results are provisional until the conclusion of any judicial and technical matters.

FIA Race Director : Richard Cuene-Grandidier	Chief Timekeeper : Nicholas Palmer	

Results can be found at www.tsl-timing.com

Printed - 16:09 Friday, 26 July 2019

Silverstone Classic

Aston Martin Trophy for Masters Endurance Legends

QUALIFYING - RACE 12 - CLASSIFICATION - FINAL

Sheet No:	Issue Time:

POS	NO	CL	PIC	NAME	ENTRY	TIME	ON	LAPS	GAP	DIFF	MPH
1	10 *	G3/P1	1	CANTILLON / KENNARD	Pescarolo LMP1	1:48.019	7	8			121.99
2	116	G3/P1	2	Emmanuel COLLARD	Pescarolo LMP1	1:49.050	5	9	1.031	1.031	120.84
3	8	G3/P1	3	Kriton LENDOUDIS	Peugeot 908	1:49.889	5	11	1.870	0.839	119.91
4	16	G3/P1	4	Steve TANDY	Lola B12/60	1:50.391	10	12	2.372	0.502	119.37
5	7	G3/P1	5	David PORTER	Peugeot 908	1:51.542	5	11	3.523	1.151	118.14
6	6 *	G2/P1	1	James COTTINGHAM	Dallara SP1	1:55.170	3	5	7.151	3.628	114.42
7	25	G2/P2	1	Mike NEWTON	MG Lola EX257	1:57.425	3	8	9.406	2.255	112.22
8	9	G2/P1	2	Shaun LYNN	Bentley Speed 8	1:57.483	12	13	9.464	0.058	112.16
9	45	G3/P2	1	Keith FRIESER	Oreca 03 LMP2	1:58.116	8	12	10.097	0.633	111.56
10	008	G3/P1	6	Christophe D'ANSEMBOURG	Lola Aston DBR1-2	1:59.141	2	6	11.122	1.025	110.60
11	46 *	G3/P2	2	Mike HIGSON	Oreca 03 LMP2	2:01.180	12	12	13.161	2.039	108.74
12	55	Inv	1	WILLIAMS / SCOTT	Ferrari 458 GT3	2:02.051	8	9	14.032	0.871	107.96
13	24	G3/P2	3	Mike FURNESS	Courage LC75	2:02.820	5	10	14.801	0.769	107.29
14	007	Inv	2	LIENAU / GRANT	Aston Martin Vantage V12	2:03.870	7	11	15.851	1.050	106.38
15	65	G2/GT1	1	Massimiliano GIRARDO	Ferrari 550	2:06.683	10	12	18.664	2.813	104.02
16	52 *	G2/GT2	1	Stephan JOCHER	Porsche 996 GT3 RSR	2:09.130	9	11	21.111	2.447	102.05
17	95	G2/GT2	2	Ollie HANCOCK	TVR T400 R	2:09.388	4	8	21.369	0.258	101.84
18	145	Inv	3	Will GOFF	Porsche 997 GT3 RSR	2:12.340	8	9	24.321	2.952	99.57
19	19	G2/P2	2	WATTS / GIORDANELLI	Lola B2K/40	2:12.440	7	9	24.421	0.100	99.50
20	60	G2/GT2	3	Steve SOPER	BMW M3	2:12.680	5	7	24.661	0.240	99.32
21	20	G2/P2	3	Pierre BRUNEAU	Pilbeam MP91	2:12.860	4	8	24.841	0.180	99.18
22	93	G3/GT2	1	Colin SOWTER	Aston Martin GT2	2:17.856	8	11	29.837	4.996	95.59
23	44	Inv	4	Desmond SMAIL	Aston Martin Vantage GT4	2:20.125	8	9	32.106	2.269	94.04
24	4 *	Inv	5	Michael BROWN	Aston Martin Vantage GT4	2:22.450	8	8	34.431	2.325	92.50
25	73	G2/GT2	4	Steve HYDE	Morgan Aero 8 GTN	2:42.634	4	5	54.615	20.184	81.02

***Cars 4, 6, 10, & 46 require working transponders.**

No. 52 - 1 Lap time disallowed; exceeding track limits.

Weather / Track : Bright / Dry

Silverstone GP
Circuit Length = 3.6604 miles
Start: 15:20 Flag 15:52 End: 15:59

Steward :	Steward :	Steward :

Results can be found at www.tsl-timing.com

Printed - 12:52 Saturday, 27 July 2019

Silverstone Classic

Aston Martin Trophy for Masters Endurance Legends

QUALIFYING - RACE 12 - SECTOR ANALYSIS

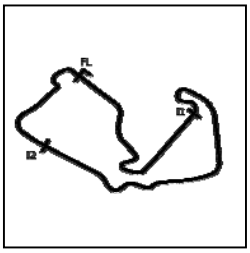

SECTOR 1 = FL to I1, SECTOR 2 = I1 to I2, SECTOR 3 = I2 to FL, DIFF = Difference To Personal Best Lap, P = Crossed Finish Line in Pit Lane, D = Time Disallowed

P1 10 G3/P1 CANTILLON / KENNARD — Pescarolo LMP1

IDEAL LAP TIME : BEST LAP TIME : 1:48.019 DIFFERENCE :

LAP	SECTOR 1	SECTOR 2	SECTOR 3	LAP TIME	MPH	DIFF	TIME OF DAY
1 -				2:00.519	109.34	12.500	15:24:28.123
2 -				6:44.770	32.55	4:56.751	15:31:12.893
3 -				1:50.896 (2)	118.83	2.877	15:33:03.789
4 -				6:17.148	34.94	4:29.129	15:39:20.937
5 -				1:51.408 (3)	118.28	3.389	15:41:12.345
6 -				3:39.304	60.08	1:51.285	15:44:51.649
7 -				***1:48.019 (1)***	***121.99***		***15:46:39.668***
8 -			***IN PIT***	2:03.712 P	106.51	15.693	15:48:43.380

P2 116 G3/P1 Emmanuel COLLARD — Pescarolo LMP1

IDEAL LAP TIME : 1:49.050 BEST LAP TIME : 1:49.050 DIFFERENCE : 0.000

LAP	SECTOR 1		SECTOR 2		SECTOR 3		LAP TIME	MPH	DIFF	TIME OF DAY
1 -	37.554	168.6	53.491	171.6	24.535	120.0	1:55.580	114.01	6.530	15:24:45.116
2 -	OUTLAP	166.1	54.749	172.5	23.558	126.8	7:19.838	29.96	5:30.788	15:32:04.954
3 -	33.653	***170.3***	53.869	172.5	23.665	127.5	1:51.187 (3)	118.51	2.137	15:33:56.141
4 -	33.519	169.8	53.038	***174.3***	23.330	***129.0***	1:49.887 (2)	119.92	0.837	15:35:46.028
5 -	***33.142***	169.8	***52.625***	172.5	***23.283***	128.0	***1:49.050 (1)***	***120.84***		***15:37:35.078***
6 -	33.830	164.4	56.126	164.0	IN PIT		1:58.412 P	111.28	9.362	15:39:33.490
7 -	OUTLAP	166.1	57.076	167.3	IN PIT		5:34.689 P	39.37	3:45.639	15:45:08.179
8 -	OUTLAP	169.4	52.828	172.9	24.333	125.9	3:30.513	62.59	1:41.463	15:48:38.692
9 -	52.778	49.3	1:45.101	73.1	IN PIT		3:18.568 P	66.36	1:29.518	15:51:57.260

P3 8 G3/P1 Kriton LENDOUDIS — Peugeot 90X

IDEAL LAP TIME : 1:48.955 BEST LAP TIME : 1:49.889 DIFFERENCE : 0.934

LAP	SECTOR 1		SECTOR 2		SECTOR 3		LAP TIME	MPH	DIFF	TIME OF DAY
1 -	35.022	166.9	54.081	169.8	23.807	124.7	1:52.910	116.71	3.021	15:23:58.096
2 -	34.309	167.7	55.794	168.6	24.186	125.2	1:54.289	115.30	4.400	15:25:52.385
3 -	OUTLAP	163.6	59.033	168.1	23.298	126.3	6:16.571	34.99	4:26.682	15:32:08.956
4 -	35.333	162.0	53.469	170.7	24.384	123.5	1:53.186	116.42	3.297	15:34:02.142
5 -	34.133	166.5	***52.789***	169.4	***22.967***	***130.5***	***1:49.889 (1)***	***119.91***		***15:35:52.031***
6 -	33.597	166.5	52.873	171.1	25.648	120.4	1:52.118	117.53	2.229	15:37:44.149
7 -	34.157	166.9	53.263	***171.6***	24.810	129.3	1:52.230	117.41	2.341	15:39:36.379
8 -	***33.199***	***168.1***	54.071	170.3	23.536	123.8	1:50.806 (2)	118.92	0.917	15:41:27.185
9 -	34.038	167.3	53.178	169.8	24.257	109.4	1:51.473 (3)	118.21	1.584	15:43:18.658
10 -	34.843	167.7	57.771	169.8	23.923	125.4	1:56.537	113.07	6.648	15:45:15.195
11 -	37.358	162.8	1:12.484	138.3	IN PIT		2:24.132 P	91.42	34.243	15:47:39.327

P4 16 G3/P1 Steve TANDY — Lola B12/60

IDEAL LAP TIME : 1:50.023 BEST LAP TIME : 1:50.391 DIFFERENCE : 0.368

LAP	SECTOR 1		SECTOR 2		SECTOR 3		LAP TIME	MPH	DIFF	TIME OF DAY
1 -	39.782	152.1	56.479	157.5	IN PIT		2:08.449 P	102.59	18.058	15:24:57.357
2 -	OUTLAP	132.8	1:00.261	160.5	25.753	118.7	6:32.478	33.57	4:42.087	15:31:29.835
3 -	35.456	156.4	56.035	161.7	23.883	***127.5***	1:55.374	114.21	4.983	15:33:25.209
4 -	35.051	158.6	54.203	163.6	23.919	124.9	1:53.173	116.43	2.782	15:35:18.382
5 -	34.514	156.4	54.786	162.8	23.188	125.2	1:52.488	117.14	2.097	15:37:10.870
6 -	34.018	158.6	***53.390***	162.8	23.523	127.3	1:50.931 (2)	118.79	0.540	15:39:01.801
7 -	34.154	158.2	56.398	147.8	IN PIT		1:59.393 P	110.37	9.002	15:41:01.194
8 -	OUTLAP	144.9	58.021	162.0	23.853	***127.5***	4:25.917	49.55	2:35.526	15:45:27.111
9 -	34.132	158.6	53.902	163.2	***23.162***	127.3	1:51.196 (3)	118.50	0.805	15:47:18.307
10 -	***33.471***	***159.7***	53.609	***164.4***	23.311	126.8	***1:50.391 (1)***	***119.37***		***15:49:08.698***
11 -	33.730	159.0	56.747	153.2	24.595	127.3	1:55.072	114.51	4.681	15:51:03.770
12 -	33.691	159.4	56.971	137.7	IN PIT		2:07.087 P	103.69	16.696	15:53:10.857

Weather / Track : Bright / Dry

Silverstone GP
Circuit Length = 3.6604 miles
Start: 15:20 Flag 15:52 End: 15:59

Silverstone Classic

Aston Martin Trophy for Masters Endurance Legends

QUALIFYING - RACE 12 - SECTOR ANALYSIS

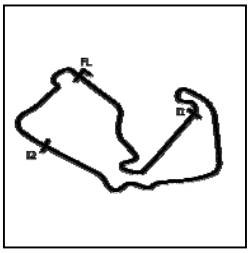

SECTOR 1 = FL to I1, SECTOR 2 = I1 to I2, SECTOR 3 = I2 to FL, DIFF = Difference To Personal Best Lap, P = Crossed Finish Line in Pit Lane, D = Time Disallowed

P5 7 G3/P1 David PORTER — Peugeot 908

IDEAL LAP TIME : 1:50.800 BEST LAP TIME : 1:51.542 DIFFERENCE : 0.742

LAP	SECTOR 1		SECTOR 2		SECTOR 3		LAP TIME		MPH	DIFF	TIME OF DAY
1 -	34.912	172.0	53.824	178.0	23.734	124.7	1:52.470	(2)	117.16	0.928	15:24:08.378
2 -	34.509	173.4	***53.508***	***179.4***	24.506	126.1	1:52.523	(3)	117.11	0.981	15:26:00.901
3 -	OUTLAP	140.9	57.819	176.1	24.318	128.8	6:56.270		31.65	5:04.728	15:32:57.171
4 -	38.141	170.3	53.790	***179.4***	23.619	***131.8***	1:55.550		114.04	4.008	15:34:52.721
5 -	33.919	***176.6***	54.230	178.4	***23.393***	129.8	***1:51.542***	(1)	***118.14***		***15:36:44.263***
6 -	***33.899***	174.3	54.917	178.4	24.176	130.0	1:52.992		116.62	1.450	15:38:37.255
7 -	35.031	172.0	59.242	173.4	24.838	126.8	1:59.111		110.63	7.569	15:40:36.366
8 -	35.301	172.9	1:01.463	176.1	25.111	119.1	2:01.875		108.12	10.333	15:42:38.241
9 -	35.633	173.8	55.438	178.9	23.968	129.3	1:55.039		114.55	3.497	15:44:33.280
10 -	34.502	173.4	57.329	176.6	25.870	115.5	1:57.701		111.95	6.159	15:46:30.981
11 -	37.293	169.4	58.171	177.5	IN PIT		2:02.359	P	107.69	10.817	15:48:33.340

P6 6 G2/P1 James COTTINGHAM — Dallara SP1

IDEAL LAP TIME : BEST LAP TIME : 1:55.170 DIFFERENCE :

LAP	SECTOR 1		SECTOR 2		SECTOR 3		LAP TIME		MPH	DIFF	TIME OF DAY
1 -							2:01.949		108.05	6.779	15:24:51.240
2 -							6:54.038		31.82	4:58.868	15:31:45.278
3 -							***1:55.170***	(1)	***114.42***		***15:33:40.448***
4 -							1:57.409	(3)	112.23	2.239	15:35:37.857
5 -							1:56.103	(2)	113.50	0.933	15:37:33.960

P7 25 G2/P2 Mike NEWTON — MG Lola EX257

IDEAL LAP TIME : 1:57.163 BEST LAP TIME : 1:57.425 DIFFERENCE : 0.262

LAP	SECTOR 1		SECTOR 2		SECTOR 3		LAP TIME		MPH	DIFF	TIME OF DAY
1 -	35.769	160.1	1:01.039	162.4	25.494	118.1	2:02.302	(3)	107.74	4.877	15:25:02.471
2 -	OUTLAP	152.5	57.202	164.0	25.464	122.0	6:22.387		34.46	4:24.962	15:31:24.858
3 -	***35.310***	***160.9***	57.035	***165.2***	***25.080***	122.6	***1:57.425***	(1)	***112.22***		***15:33:22.283***
4 -	42.466	148.4	1:05.090	141.8	IN PIT		2:15.475	P	97.27	18.050	15:35:37.758
5 -	OUTLAP	149.4	59.128	163.6	25.410	***122.9***	4:03.308		54.16	2:05.883	15:39:41.066
6 -	38.383	158.2	57.823	164.4	26.192	120.4	2:02.398		107.66	4.973	15:41:43.464
7 -	35.718	160.1	***56.773***	163.2	26.399	96.8	1:58.890	(2)	110.84	1.465	15:43:42.354
8 -	45.531	105.1	1:12.109	125.2	IN PIT		2:27.888	P	89.10	30.463	15:46:10.242

P8 9 G2/P1 Shaun LYNN — Bentley Speed 8

IDEAL LAP TIME : 1:57.483 BEST LAP TIME : 1:57.483 DIFFERENCE : 0.000

LAP	SECTOR 1		SECTOR 2		SECTOR 3		LAP TIME		MPH	DIFF	TIME OF DAY
1 -	43.829	125.6	1:05.378	153.5	27.847	113.1	2:17.054		96.15	19.571	15:25:05.480
2 -	OUTLAP	138.3	1:01.884	165.2	27.336	115.5	6:50.766		32.08	4:53.283	15:31:56.246
3 -	37.851	147.1	1:00.850	160.9	28.330	114.9	2:07.031		103.73	9.548	15:34:03.277
4 -	37.177	161.3	59.359	166.1	26.078	117.1	2:02.614		107.47	5.131	15:36:05.891
5 -	36.839	156.4	58.019	165.6	25.768	119.6	2:00.626		109.24	3.143	15:38:06.517
6 -	37.388	156.0	58.533	166.5	26.018	114.5	2:01.939		108.06	4.456	15:40:08.456
7 -	36.260	159.4	58.053	166.1	25.482	120.0	1:59.795	(3)	110.00	2.312	15:42:08.251
8 -	36.265	158.2	59.825	165.6	26.617	99.4	2:02.707		107.39	5.224	15:44:10.958
9 -	40.345	156.0	58.663	166.5	26.288	118.7	2:05.296		105.17	7.813	15:46:16.254
10 -	36.110	160.9	57.827	166.1	25.207	***122.0***	1:59.144	(2)	110.60	1.661	15:48:15.398
11 -	36.990	158.6	57.467	166.5	25.476	121.5	1:59.933		109.87	2.450	15:50:15.331
12 -	***35.846***	***161.7***	***56.862***	166.9	***24.775***	121.7	***1:57.483***	(1)	***112.16***		***15:52:12.814***
13 -	36.086	149.4	1:00.045	***167.7***	IN PIT		2:06.793	P	103.93	9.310	15:54:19.607

Weather / Track : Bright / Dry

Silverstone GP
Circuit Length = 3.6604 miles
Start: 15:20 Flag 15:52 End: 15:59

Silverstone Classic

Aston Martin Trophy for Masters Endurance Legends

QUALIFYING - RACE 12 - SECTOR ANALYSIS

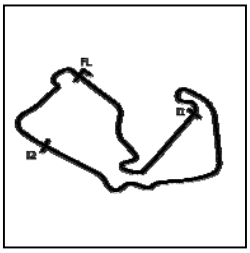

SECTOR 1 = FL to I1, SECTOR 2 = I1 to I2, SECTOR 3 = I2 to FL, DIFF = Difference To Personal Best Lap, P = Crossed Finish Line in Pit Lane, D = Time Disallowed

P9 45 G3/P2 Keith FRIESER — Oreca 03 LMP2

IDEAL LAP TIME : 1:57.244 BEST LAP TIME : 1:58.116 DIFFERENCE : 0.872

LAP	SECTOR 1		SECTOR 2		SECTOR 3		LAP TIME		MPH	DIFF	TIME OF DAY
1 -	37.146	149.7	1:00.016	154.2	26.226	112.7	2:03.388		106.79	5.272	15:25:29.915
2 -	OUTLAP	145.8	59.582	154.6	25.421	116.1	5:58.412		36.76	4:00.296	15:31:28.327
3 -	35.929	151.8	58.691	154.9	25.189	116.1	1:59.809		109.98	1.693	15:33:28.136
4 -	37.095	146.5	59.105	155.3	25.129	119.1	2:01.329		108.61	3.213	15:35:29.465
5 -	35.942	151.8	58.681	155.3	25.147	120.0	1:59.770		110.02	1.654	15:37:29.235
6 -	36.368	150.1	58.714	154.6	24.965	117.1	2:00.047		109.77	1.931	15:39:29.282
7 -	36.705	146.5	57.958	155.3	***24.695***	119.8	1:59.358		110.40	1.242	15:41:28.640
8 -	35.731	151.1	57.563	155.3	24.822	120.0	***1:58.116***	**(1)**	***111.56***		***15:43:26.756***
9 -	38.189	148.4	58.630	152.1	IN PIT		2:01.990	**P**	108.02	3.874	15:45:28.746
10 -	OUTLAP	150.8	57.770	***156.7***	25.012	***121.1***	3:37.396		60.61	1:39.280	15:49:06.142
11 -	35.408	152.5	57.490	154.6	25.525	120.6	1:58.423	**(3)**	111.27	0.307	15:51:04.565
12 -	***35.391***	***153.2***	***57.158***	***156.7***	25.708	114.1	1:58.257	**(2)**	111.43	0.141	15:53:02.822

P10 008 G3/P1 Christophe D'ANSEMBOURG — Lola Aston DBR1-2

IDEAL LAP TIME : 1:58.390 BEST LAP TIME : 1:59.141 DIFFERENCE : 0.751

LAP	SECTOR 1		SECTOR 2		SECTOR 3		LAP TIME		MPH	DIFF	TIME OF DAY
1 -	OUTLAP	126.8	59.440	168.6	26.243	110.0	10:18.145		21.31	8:19.004	15:33:49.238
2 -	***36.745***	***159.7***	***56.568***	170.3	25.828	110.0	***1:59.141***	**(1)**	***110.60***		***15:35:48.379***
3 -	37.438	157.5	56.842	***170.7***	***25.077***	***112.4***	1:59.357	**(2)**	110.40	0.216	15:37:47.736
4 -	38.818	157.9	57.255	169.8	25.879	111.4	2:01.952		108.05	2.811	15:39:49.688
5 -	36.877	159.0	57.837	167.7	26.272	111.1	2:00.986	**(3)**	108.91	1.845	15:41:50.674
6 -	41.673	133.4	1:05.785	121.3	IN PIT		2:22.879	**P**	92.23	23.738	15:44:13.553

P11 46 G3/P2 Mike HIGSON — Oreca 03 LMP2

IDEAL LAP TIME : BEST LAP TIME : 2:01.180 DIFFERENCE :

LAP	SECTOR 1	SECTOR 2	SECTOR 3	LAP TIME		MPH	DIFF	TIME OF DAY
1 -				2:01.954		108.05	0.774	15:24:48.911
2 -				6:28.079		33.95	4:26.899	15:31:16.990
3 -				2:01.452	**(2)**	108.50	0.272	15:33:18.442
4 -				2:02.082		107.94	0.902	15:35:20.524
5 -			***IN PIT***	2:11.931	**P**	99.88	10.751	15:37:32.455
6 -				4:52.159		45.10	2:50.979	15:42:24.615
7 -				2:01.904		108.09	0.724	15:44:26.519
8 -				2:03.807		106.43	2.627	15:46:30.326
9 -				2:03.944		106.32	2.764	15:48:34.270
10 -				2:01.734	**(3)**	108.25	0.554	15:50:36.004
11 -				2:02.370		107.68	1.190	15:52:38.374
12 -				***2:01.180***	**(1)**	***108.74***		***15:54:39.554***

P12 55 Inv WILLIAMS / SCOTT — Ferrari 458 GT3

IDEAL LAP TIME : 2:02.051 BEST LAP TIME : 2:02.051 DIFFERENCE : 0.000

LAP	SECTOR 1		SECTOR 2		SECTOR 3		LAP TIME		MPH	DIFF	TIME OF DAY
1 -	OUTLAP	143.3	1:07.554	148.7	28.904	101.9	8:14.831		26.63	6:12.780	15:32:16.277
2 -	40.591	141.8	1:06.515	149.1	29.591	102.1	2:16.697		96.40	14.646	15:34:32.974
3 -	41.878	143.7	1:06.667	151.1	28.668	101.8	2:17.213		96.03	15.162	15:36:50.187
4 -	40.673	145.5	1:05.151	151.8	29.031	104.0	2:14.855	**(3)**	97.71	12.804	15:39:05.042
5 -	40.556	144.0	1:06.190	150.8	IN PIT		2:18.542	**P**	95.11	16.491	15:41:23.584
6 -	OUTLAP	148.7	1:00.641	153.9	26.507	112.0	3:48.417		57.69	1:46.366	15:45:12.001
7 -	37.119	***151.8***	59.742	153.5	25.608	114.1	2:02.469	**(2)**	107.60	0.418	15:47:14.470
8 -	***36.965***	151.4	***59.574***	***154.6***	***25.512***	***114.9***	***2:02.051***	**(1)**	***107.96***		***15:49:16.521***
9 -	38.287	147.1	1:02.986	***154.6***	IN PIT		2:10.425	**P**	101.03	8.374	15:51:26.946

Silverstone GP
Circuit Length = 3.6604 miles
Start: 15:20 Flag 15:52 End: 15:59

Weather / Track : Bright / Dry

Silverstone Classic

Aston Martin Trophy for Masters Endurance Legends

QUALIFYING - RACE 12 - SECTOR ANALYSIS

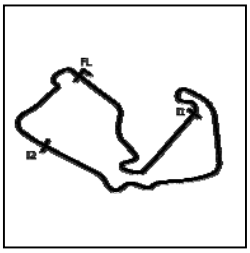

SECTOR 1 = FL to I1, SECTOR 2 = I1 to I2, SECTOR 3 = I2 to FL, DIFF = Difference To Personal Best Lap, P = Crossed Finish Line in Pit Lane, D = Time Disallowed

P13 24 G3/P2 Mike FURNESS — Courage LC75

IDEAL LAP TIME : 2:00.679 BEST LAP TIME : 2:02.820 DIFFERENCE : 2.141

LAP	SECTOR 1		SECTOR 2		SECTOR 3		LAP TIME		MPH	DIFF	TIME OF DAY
1 -	36.961	148.4	1:01.147	151.8	27.197	116.3	2:05.305		105.16	2.485	15:25:55.456
2 -	OUTLAP	140.9	59.936	157.5	***25.566***	117.3	5:35.957		39.22	3:33.137	15:31:31.413
3 -	***36.193***	***156.0***	***58.920***	159.0	28.283	108.9	2:03.396	**(3)**	106.79	0.576	15:33:34.809
4 -	37.484	153.2	1:01.085	157.9	26.434	117.9	2:05.003		105.41	2.183	15:35:39.812
5 -	36.658	154.9	59.309	***159.4***	26.853	116.1	***2:02.820***	**(1)**	***107.29***		***15:37:42.632***
6 -	37.878	154.6	59.506	***159.4***	25.783	***119.1***	2:03.167	**(2)**	106.99	0.347	15:39:45.799
7 -	36.523	153.5	59.905	157.9	27.100	112.2	2:03.528		106.67	0.708	15:41:49.327
8 -	39.113	153.9	1:00.211	157.1	26.934	112.4	2:06.258		104.37	3.438	15:43:55.585
9 -	37.814	154.9	1:00.658	159.0	28.778	103.8	2:07.250		103.55	4.430	15:46:02.835
10 -	38.513	154.2	1:00.394	158.2	IN PIT		2:14.617	**P**	97.89	11.797	15:48:17.452

P14 007 Inv LIENAU / GRANT — Aston Martin Vantage V12

IDEAL LAP TIME : 2:03.770 BEST LAP TIME : 2:03.870 DIFFERENCE : 0.100

LAP	SECTOR 1		SECTOR 2		SECTOR 3		LAP TIME		MPH	DIFF	TIME OF DAY
1 -	42.393	139.5	1:08.687	139.2	31.237	95.1	2:22.317		92.59	18.447	15:25:38.639
2 -	46.250	74.1	2:02.499	116.3	IN PIT		3:29.022	**P**	63.04	1:25.152	15:29:07.661
3 -	OUTLAP	115.3	1:09.352	136.6	31.464	87.2	4:11.406		52.41	2:07.536	15:33:19.067
4 -	47.368	134.7	1:10.439	140.6	IN PIT		2:36.395	**P**	84.25	32.525	15:35:55.462
5 -	OUTLAP	147.1	1:03.357	155.7	27.578	111.1	4:20.279		50.62	2:16.409	15:40:15.741
6 -	38.281	152.5	1:01.245	156.4	26.583	113.7	2:06.109	**(3)**	104.49	2.239	15:42:21.850
7 -	***37.479***	***154.2***	***59.946***	***159.0***	26.445	112.9	***2:03.870***	**(1)**	***106.38***		***15:44:25.720***
8 -	39.009	153.5	1:02.121	157.9	26.539	***114.3***	2:07.669		103.21	3.799	15:46:33.389
9 -	37.861	153.5	1:00.845	158.6	***26.345***	113.7	2:05.051	**(2)**	105.37	1.181	15:48:38.440
10 -	38.818	***154.2***	1:00.544	156.7	26.905	113.1	2:06.267		104.36	2.397	15:50:44.707
11 -	43.219	116.5	1:07.218	130.8	29.200	113.3	2:19.637		94.37	15.767	15:53:04.344

P15 65 G2/GT1 Massimiliano GIRARDO — Ferrari 550

IDEAL LAP TIME : 2:06.328 BEST LAP TIME : 2:06.683 DIFFERENCE : 0.355

LAP	SECTOR 1		SECTOR 2		SECTOR 3		LAP TIME		MPH	DIFF	TIME OF DAY
1 -	40.170	150.1	1:04.722	157.5	27.971	106.8	2:12.863		99.18	6.180	15:25:25.414
2 -	OUTLAP	145.5	1:03.553	159.0	27.385	110.7	6:27.630		33.99	4:20.947	15:31:53.044
3 -	38.759	***153.9***	1:02.794	157.5	29.512	106.0	2:11.065		100.54	4.382	15:34:04.109
4 -	39.422	153.5	1:01.513	***160.5***	27.055	113.5	2:07.990		102.95	1.307	15:36:12.099
5 -	***38.412***	152.5	1:01.186	146.8	28.064	110.0	2:07.662	**(3)**	103.22	0.979	15:38:19.761
6 -	38.642	151.4	1:01.721	160.1	27.580	113.1	2:07.943		102.99	1.260	15:40:27.704
7 -	39.788	148.1	1:01.690	***160.5***	27.081	109.6	2:08.559		102.50	1.876	15:42:36.263
8 -	39.429	151.8	***1:00.978***	159.7	27.330	111.4	2:07.737		103.16	1.054	15:44:44.000
9 -	38.718	150.1	1:01.842	159.0	26.982	111.2	2:07.542	**(2)**	103.32	0.859	15:46:51.542
10 -	38.511	152.1	1:01.234	***160.5***	***26.938***	113.7	***2:06.683***	**(1)**	***104.02***		***15:48:58.225***
11 -	38.580	132.8	1:02.459	132.6	27.738	***114.5***	2:08.777		102.33	2.094	15:51:07.002
12 -	40.075	111.6	1:02.204	160.1	26.966	112.9	2:09.245		101.95	2.562	15:53:16.247

P16 52 G2/GT2 Stephan JOCHER — Porsche 996 GT3 RSR

IDEAL LAP TIME : 2:08.333 BEST LAP TIME : 2:09.130 DIFFERENCE : 0.797

LAP	SECTOR 1		SECTOR 2		SECTOR 3		LAP TIME		MPH	DIFF	TIME OF DAY
1 -	42.460	145.5	1:05.006	152.1	29.129	98.3	2:16.595		96.47	7.465	15:25:31.701
2 -	OUTLAP	146.2	1:06.978	143.7	28.520	103.2	6:18.181		34.84	4:09.051	15:31:49.882
3 -	39.325	149.4	1:02.766	153.9	27.575	107.3	2:09.666		101.62	0.536	15:33:59.548
4 -	39.051	***149.7***	1:03.256	***154.9***	27.257	108.0	2:09.564	**(3)**	101.70	0.434	15:36:09.112
5 -	38.962	149.1	1:03.329	152.8	***26.764***	***108.9***	~~2:09.055~~	**D**	102.10		15:38:18.167
6 -	39.116	149.1	1:03.936	146.5	28.753	106.6	2:11.805		99.97	2.675	15:40:29.972
7 -	39.250	148.4	1:09.337	150.4	IN PIT		2:22.856	**P**	92.24	13.726	15:42:52.828
8 -	OUTLAP	147.4	1:04.543	152.5	27.782	102.1	3:35.265		61.21	1:26.135	15:46:28.093
9 -	39.440	149.1	1:02.804	154.2	26.886	108.5	***2:09.130***	**(1)**	***102.05***		***15:48:37.223***
10 -	39.650	148.7	1:03.253	154.2	27.757	108.2	2:10.660		100.85	1.530	15:50:47.883
11 -	***38.909***	149.1	***1:02.660***	154.6	27.623	99.7	2:09.192	**(2)**	102.00	0.062	15:52:57.075

Silverstone GP
Circuit Length = 3.6604 miles
Start: 15:20 Flag 15:52 End: 15:59

Weather / Track : Bright / Dry

Silverstone Classic

Aston Martin Trophy for Masters Endurance Legends

QUALIFYING - RACE 12 - SECTOR ANALYSIS

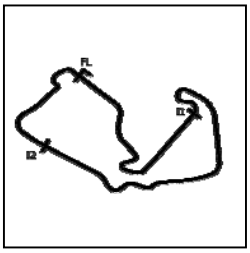

SECTOR 1 = FL to I1, SECTOR 2 = I1 to I2, SECTOR 3 = I2 to FL, DIFF = Difference To Personal Best Lap, P = Crossed Finish Line in Pit Lane, D = Time Disallowed

P17 95 G2/GT2 Ollie HANCOCK — TVR T400 R

IDEAL LAP TIME : 2:09.210 BEST LAP TIME : 2:09.388 DIFFERENCE : 0.178

LAP	SECTOR 1		SECTOR 2		SECTOR 3		LAP TIME		MPH	DIFF	TIME OF DAY
1 -	39.684	139.8	1:03.446	144.9	***27.139***	***106.8***	2:10.269		101.15	0.881	15:24:40.505
2 -	OUTLAP	***142.1***	1:04.080	137.2	27.902	103.5	7:07.808		30.80	4:58.420	15:31:48.313
3 -	39.185	141.8	***1:03.054***	144.3	27.374	104.3	2:09.613	**(2)**	101.67	0.225	15:33:57.926
4 -	***39.017***	141.8	1:03.076	144.3	27.295	105.1	***2:09.388***	**(1)**	***101.84***		***15:36:07.314***
5 -	39.261	141.8	1:04.821	133.6	38.785	102.9	2:22.867		92.23	13.479	15:38:30.181
6 -	39.353	141.8	1:03.908	***145.8***	27.918	106.0	2:11.179		100.45	1.791	15:40:41.360
7 -	39.449	141.5	1:03.141	145.2	27.441	103.2	2:10.031	**(3)**	101.34	0.643	15:42:51.391
8 -	41.235	131.0	1:09.001	114.3	IN PIT		2:22.355	**P**	92.56	12.967	15:45:13.746

P18 145 Inv Will GOFF — Porsche 997 GT3 RSR

IDEAL LAP TIME : 2:11.234 BEST LAP TIME : 2:12.340 DIFFERENCE : 1.106

LAP	SECTOR 1		SECTOR 2		SECTOR 3		LAP TIME		MPH	DIFF	TIME OF DAY
1 -	41.454	138.3	1:09.295	149.4	28.339	107.7	2:19.088		94.74	6.748	15:25:11.415
2 -	OUTLAP	143.3	1:04.688	149.1	28.262	107.8	6:52.623		31.93	4:40.283	15:32:04.038
3 -	42.264	141.2	1:04.866	148.7	28.409	105.0	2:15.539		97.22	3.199	15:34:19.577
4 -	39.922	145.2	1:04.729	149.4	28.297	***109.2***	2:12.948	**(2)**	99.11	0.608	15:36:32.525
5 -	40.017	143.3	1:04.941	149.1	IN PIT		2:16.696	**P**	96.40	4.356	15:38:49.221
6 -	OUTLAP	119.4	1:09.591	145.2	28.475	107.5	4:56.771		44.40	2:44.431	15:43:45.992
7 -	40.699	143.7	***1:04.118***	149.4	28.562	108.0	2:13.379	**(3)**	98.79	1.039	15:45:59.371
8 -	***39.117***	***145.8***	1:05.224	***149.7***	***27.999***	109.1	***2:12.340***	**(1)**	***99.57***		***15:48:11.711***
9 -	42.656	129.0	1:10.399	137.5	IN PIT		2:25.278	**P**	90.70	12.938	15:50:36.989

P19 19 G2/P2 WATTS / GIORDANELLI — Lola B2K/40

IDEAL LAP TIME : 2:12.214 BEST LAP TIME : 2:12.440 DIFFERENCE : 0.226

LAP	SECTOR 1		SECTOR 2		SECTOR 3		LAP TIME		MPH	DIFF	TIME OF DAY
1 -	OUTLAP	115.1	1:09.890	136.9	29.140	102.6	3:30.048		62.73	1:17.608	15:32:54.589
2 -	41.691	133.9	1:06.230	137.5	28.890	104.5	2:16.811		96.32	4.371	15:35:11.400
3 -	***40.153***	134.4	1:05.494	114.5	IN PIT		2:16.363	**P**	96.63	3.923	15:37:27.763
4 -	OUTLAP	126.3	1:05.453	135.5	28.083	104.5	5:13.921		41.97	3:01.481	15:42:41.684
5 -	40.713	130.3	1:21.102	130.0	29.524	105.1	2:31.339		87.07	18.899	15:45:13.023
6 -	40.467	133.6	1:06.432	135.5	28.740	106.3	2:15.639		97.15	3.199	15:47:28.662
7 -	40.336	132.6	***1:04.332***	141.2	27.772	***108.2***	***2:12.440***	**(1)**	***99.50***		***15:49:41.102***
8 -	40.217	***135.8***	1:04.952	***141.5***	***27.729***	107.3	2:12.898	**(2)**	99.15	0.458	15:51:54.000
9 -	40.509	134.2	1:04.678	139.8	28.000	105.3	2:13.187	**(3)**	98.94	0.747	15:54:07.187

P20 60 G2/GT2 Steve SOPER — BMW M3

IDEAL LAP TIME : 2:12.175 BEST LAP TIME : 2:12.680 DIFFERENCE : 0.505

LAP	SECTOR 1		SECTOR 2		SECTOR 3		LAP TIME		MPH	DIFF	TIME OF DAY
1 -	40.649	139.8	1:04.946	145.2	28.118	102.4	2:13.713	**(3)**	98.55	1.033	15:24:45.774
2 -	OUTLAP	78.1	1:09.861	145.2	28.275	***104.8***	7:46.071		28.27	5:33.391	15:32:31.845
3 -	40.367	139.8	1:04.839	144.3	***27.785***	99.7	2:12.991	**(2)**	99.08	0.311	15:34:44.836
4 -	46.792	124.0	1:09.632	141.2	28.903	100.0	2:25.327		90.67	12.647	15:37:10.163
5 -	***40.065***	***140.3***	***1:04.325***	***147.1***	28.290	92.6	***2:12.680***	**(1)**	***99.32***		***15:39:22.843***
6 -	42.576	114.9	1:14.381	112.2	30.161	100.1	2:27.118		89.57	14.438	15:41:49.961
7 -	46.501	103.8	1:12.888	118.7	IN PIT		2:30.392	**P**	87.62	17.712	15:44:20.353

Weather / Track : Bright / Dry

Silverstone GP
Circuit Length = 3.6604 miles
Start: 15:20 Flag 15:52 End: 15:59

Silverstone Classic

Aston Martin Trophy for Masters Endurance Legends

QUALIFYING - RACE 12 - SECTOR ANALYSIS

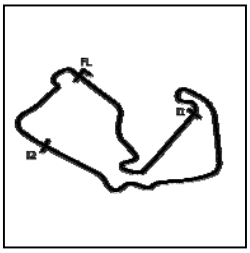

SECTOR 1 = FL to I1, SECTOR 2 = I1 to I2, SECTOR 3 = I2 to FL, DIFF = Difference To Personal Best Lap, P = Crossed Finish Line in Pit Lane, D = Time Disallowed

P21 20 G2/P2 Pierre BRUNEAU — Pilbeam MP91

IDEAL LAP TIME : 2:11.874 BEST LAP TIME : 2:12.860 DIFFERENCE : 0.986

LAP	SECTOR 1		SECTOR 2		SECTOR 3		LAP TIME		MPH	DIFF	TIME OF DAY
1 -	OUTLAP	117.9	1:10.737	143.0	28.989	105.0	9:23.262		23.39	7:10.402	15:32:55.033
2 -	43.715	135.5	1:05.739	139.2	28.366	105.5	2:17.820		95.61	4.960	15:35:12.853
3 -	40.987	134.4	1:04.768	141.8	***27.806***	***107.2***	2:13.561	**(2)**	98.66	0.701	15:37:26.414
4 -	40.754	138.9	***1:03.420***	142.4	28.686	105.8	***2:12.860***	**(1)**	***99.18***		***15:39:39.274***
5 -	***40.648***	136.3	1:05.574	142.7	28.731	100.9	2:14.953	**(3)**	97.64	2.093	15:41:54.227
6 -	47.348	81.7	1:21.945	113.3	IN PIT		2:46.180	**P**	79.29	33.320	15:44:40.407
7 -	OUTLAP	116.3	1:08.196	138.0	30.128	97.6	6:08.684		35.74	3:55.824	15:50:49.091
8 -	41.827	***139.8***	1:05.439	***146.5***	29.397	93.9	2:16.663		96.42	3.803	15:53:05.754

P22 93 G3/GT2 Colin SOWTER — Aston Martin GT2

IDEAL LAP TIME : 2:16.893 BEST LAP TIME : 2:17.856 DIFFERENCE : 0.963

LAP	SECTOR 1		SECTOR 2		SECTOR 3		LAP TIME		MPH	DIFF	TIME OF DAY
1 -	***41.823***	137.7	1:07.983	143.0	30.619	99.5	2:20.425		93.84	2.569	15:25:48.858
2 -	OUTLAP	130.3	1:10.238	139.8	32.287	79.7	7:47.087		28.21	5:29.231	15:33:35.945
3 -	44.401	138.6	1:09.517	145.8	30.218	100.3	2:24.136		91.42	6.280	15:36:00.081
4 -	42.916	133.1	1:09.030	142.1	30.455	101.3	2:22.401		92.54	4.545	15:38:22.482
5 -	41.871	***139.8***	1:08.200	144.3	29.908	102.6	2:19.979		94.14	2.123	15:40:42.461
6 -	42.718	137.7	1:07.470	146.2	30.152	101.3	2:20.340		93.89	2.484	15:43:02.801
7 -	42.262	132.8	1:07.663	144.9	29.571	101.8	2:19.496		94.46	1.640	15:45:22.297
8 -	42.055	***139.8***	***1:06.152***	***147.1***	29.649	98.2	***2:17.856***	**(1)**	***95.59***		***15:47:40.153***
9 -	42.162	138.0	1:06.836	144.3	29.074	101.3	2:18.072	**(2)**	95.44	0.216	15:49:58.225
10 -	41.918	128.0	1:07.638	144.0	***28.918***	***102.7***	2:18.474	**(3)**	95.16	0.618	15:52:16.699
11 -	41.870	137.5	1:08.212	143.3	IN PIT		2:23.545	**P**	91.80	5.689	15:54:40.244

P23 44 Inv Desmond SMAIL — Aston Martin Vantage GT4

IDEAL LAP TIME : 2:19.833 BEST LAP TIME : 2:20.125 DIFFERENCE : 0.292

LAP	SECTOR 1		SECTOR 2		SECTOR 3		LAP TIME		MPH	DIFF	TIME OF DAY
1 -	OUTLAP	127.5	1:11.348	138.9	30.517	95.8	8:21.722		26.26	6:01.597	15:32:19.499
2 -	43.145	134.7	1:08.762	138.9	29.804	97.1	2:21.711		92.99	1.586	15:34:41.210
3 -	***42.560***	134.2	1:09.238	139.2	29.755	98.8	2:21.553		93.09	1.428	15:37:02.763
4 -	42.786	135.8	***1:07.886***	140.3	30.463	96.5	2:21.135	**(3)**	93.37	1.010	15:39:23.898
5 -	42.594	128.0	1:09.908	137.5	IN PIT		2:31.499	**P**	86.98	11.374	15:41:55.397
6 -	OUTLAP	131.8	1:09.649	137.7	29.816	97.1	3:43.000		59.09	1:22.875	15:45:38.397
7 -	42.724	135.8	1:08.572	139.2	***29.387***	***99.5***	2:20.683	**(2)**	93.67	0.558	15:47:59.080
8 -	42.687	***136.9***	1:07.895	***143.0***	29.543	95.5	***2:20.125***	**(1)**	***94.04***		***15:50:19.205***
9 -	43.463	136.6	1:08.156	139.8	IN PIT		2:24.034	**P**	91.49	3.909	15:52:43.239

P24 4 Inv Michael BROWN

IDEAL LAP TIME : BEST LAP TIME : 2:22.450 DIFFERENCE :

LAP	SECTOR 1		SECTOR 2		SECTOR 3		LAP TIME		MPH	DIFF	TIME OF DAY
1 -							2:30.008		87.84	7.558	15:25:58.165
2 -							6:55.488		31.71	4:33.038	15:32:53.653
3 -							2:26.186		90.14	3.736	15:35:19.839
4 -							2:25.635		90.48	3.185	15:37:45.474
5 -							2:22.687	**(2)**	92.35	0.237	15:40:08.161
6 -							2:25.006	**(3)**	90.87	2.556	15:42:33.167
7 -							9:01.038		24.35	6:38.588	15:51:34.205
8 -							***2:22.450***	**(1)**	***92.50***		***15:53:56.655***

Weather / Track : Bright / Dry

Silverstone GP
Circuit Length = 3.6604 miles
Start: 15:20 Flag 15:52 End: 15:59

Silverstone Classic

Aston Martin Trophy for Masters Endurance Legends

QUALIFYING - RACE 12 - SECTOR ANALYSIS

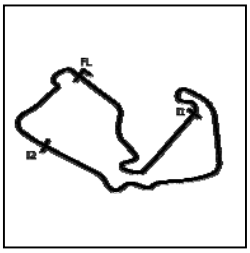

SECTOR 1 = FL to I1, SECTOR 2 = I1 to I2, SECTOR 3 = I2 to FL, DIFF = Difference To Personal Best Lap, P = Crossed Finish Line in Pit Lane, D = Time Disallowed

P25 73 G2/GT2 Steve HYDE Morgan Aero 8 GTN

IDEAL LAP TIME : 2:41.091 BEST LAP TIME : 2:42.634 DIFFERENCE : 1.543

LAP	SECTOR 1			SECTOR 2		SECTOR 3		LAP TIME		MPH	DIFF	TIME OF DAY
1 -	OUTLAP			97.8	34.588	81.4		7:40.181		28.63	4:57.547	15:40:33.673
2 -				***98.8***	***33.142***	79.9		2:46.356	**(3)**	79.21	3.722	15:43:20.029
3 -	51.636	***97.9***	***1:17.334***	98.1	34.748	80.5		2:43.718	**(2)**	80.49	1.084	15:46:03.747
4 -				91.4	34.656	***82.8***		***2:42.634***	**(1)**	***81.02***		***15:48:46.381***
5 -	***50.615***	92.1	1:20.311	87.8	IN PIT			2:50.431	**P**	77.32	7.797	15:51:36.812

Weather / Track : Bright / Dry

Silverstone GP
Circuit Length = 3.6604 miles
Start: 15:20 Flag 15:52 End: 15:59

Silverstone Classic

Aston Martin Trophy for Masters Endurance Legends

QUALIFYING - RACE 12 - BEST SECTORS

	SECTOR 1			SECTOR 2			SECTOR 3			IDEAL / BEST COMPARISON					
POS	NO	NAME	TIME	NO	NAME	TIME	NO	NAME	TIME	POS	NO	NAME	IDEAL	BEST	DIFF
												PERFECT LAP	1:48.734		
1	116	COLLARD	33.142	116	COLLARD	52.625	8	LENDOUDIS	22.967	1	8	LENDOUDIS	1:48.955	1:49.889	0.934
2	8	LENDOUDIS	33.199	8	LENDOUDIS	52.789	16	TANDY	23.162	2	116	COLLARD	1:49.050	1:49.050	0.000
3	16	TANDY	33.471	16	TANDY	53.390	116	COLLARD	23.283	3	16	TANDY	1:50.023	1:50.391	0.368
4	7	PORTER	33.899	7	PORTER	53.508	7	PORTER	23.393	4	7	PORTER	1:50.800	1:51.542	0.742
5	25	NEWTON	35.310	008	D'ANSEMBOURG	56.568	45	FRIESER	24.695	5	25	NEWTON	1:57.163	1:57.425	0.262
6	45	FRIESER	35.391	25	NEWTON	56.773	9	LYNN	24.775	6	45	FRIESER	1:57.244	1:58.116	0.872
7	9	LYNN	35.846	9	LYNN	56.862	008	D'ANSEMBOURG	25.077	7	9	LYNN	1:57.483	1:57.483	0.000
8	24	FURNESS	36.193	45	FRIESER	57.158	25	NEWTON	25.080	8	008	D'ANSEMBOURG	1:58.390	1:59.141	0.751
9	008	D'ANSEMBOURG	36.745	24	FURNESS	58.920	55	WILLIAMS / SCOTT	25.512	9	24	FURNESS	2:00.679	2:02.820	2.141
10	55	WILLIAMS / SCOTT	36.965	55	WILLIAMS / SCOTT	59.574	24	FURNESS	25.566	10	55	WILLIAMS / SCOTT	2:02.051	2:02.051	0.000
11	007	LIENAU / GRANT	37.479	007	LIENAU / GRANT	59.946	007	LIENAU / GRANT	26.345	11	007	LIENAU / GRANT	2:03.770	2:03.870	0.100
12	65	GIRARDO	38.412	65	GIRARDO	1:00.978	52	JOCHER	26.764	12	65	GIRARDO	2:06.328	2:06.683	0.355
13	52	JOCHER	38.909	52	JOCHER	1:02.660	65	GIRARDO	26.938	13	52	JOCHER	2:08.333	2:09.130	0.797
14	95	HANCOCK	39.017	95	HANCOCK	1:03.054	95	HANCOCK	27.139	14	95	HANCOCK	2:09.210	2:09.388	0.178
15	145	GOFF	39.117	20	BRUNEAU	1:03.420	19	WATTS / GIORDAN	27.729	15	145	GOFF	2:11.234	2:12.340	1.106
16	60	SOPER	40.065	145	GOFF	1:04.118	60	SOPER	27.785	16	20	BRUNEAU	2:11.874	2:12.860	0.986
17	19	WATTS / GIORDAN	40.153	60	SOPER	1:04.325	20	BRUNEAU	27.806	17	60	SOPER	2:12.175	2:12.680	0.505
18	20	BRUNEAU	40.648	19	WATTS / GIORDAN	1:04.332	145	GOFF	27.999	18	19	WATTS / GIORDANE	2:12.214	2:12.440	0.226
19	93	SOWTER	41.823	93	SOWTER	1:06.152	93	SOWTER	28.918	19	93	SOWTER	2:16.893	2:17.856	0.963
20	44	SMAIL	42.560	44	SMAIL	1:07.886	44	SMAIL	29.387	20	44	SMAIL	2:19.833	2:20.125	0.292
21	73	HYDE	50.615	73	HYDE	1:17.334	73	HYDE	33.142	21	73	HYDE	2:41.091	2:42.634	1.543
22										22	46	HIGSON		2:01.180	
23										23	10	CANTILLON / KENNA		1:48.019	
24										24	6	COTTINGHAM		1:55.170	
25										25	4	BROWN		2:22.450	

Weather / Track : Bright / Dry

Silverstone GP
Circuit Length = 3.6604 miles
Start: 15:20 Flag 15:52 End: 15:59

Results can be found at www.tsl-timing.com

Printed - 16:04 Friday, 26 July 2019

Silverstone Classic

Aston Martin Trophy for Masters Endurance Legends

QUALIFYING - RACE 12 - BEST SPEEDS

	INTERMEDIATE 1			INTERMEDIATE 2			FINISH LINE		
POS	NO	NAME	MPH	NO	NAME	MPH	NO	NAME	MPH
1	**7**	PORTER	**176.6**	**7**	PORTER	**179.4**	**7**	PORTER	**131.8**
2	**116**	COLLARD	**170.3**	**116**	COLLARD	**174.3**	**8**	LENDOUDIS	**130.5**
3	**8**	LENDOUDIS	**168.1**	**8**	LENDOUDIS	**171.6**	**116**	COLLARD	**129.0**
4	**9**	LYNN	**161.7**	**008**	D'ANSEMBOURG	**170.7**	**16**	TANDY	**127.5**
5	**25**	NEWTON	**160.9**	**9**	LYNN	**167.7**	**25**	NEWTON	**122.9**
6	**16**	TANDY	**159.7**	**25**	NEWTON	**165.2**	**9**	LYNN	**122.0**
7	**008**	D'ANSEMBOURG	**159.7**	**16**	TANDY	**164.4**	**45**	FRIESER	**121.1**
8	**24**	FURNESS	**156.0**	**65**	GIRARDO	**160.5**	**24**	FURNESS	**119.1**
9	**007**	LIENAU / GRANT	**154.2**	**24**	FURNESS	**159.4**	**55**	WILLIAMS / SCOTT	**114.9**
10	**65**	GIRARDO	**153.9**	**007**	LIENAU / GRANT	**159.0**	**65**	GIRARDO	**114.5**
11	**45**	FRIESER	**153.2**	**45**	FRIESER	**156.7**	**007**	LIENAU / GRANT	**114.3**
12	**55**	WILLIAMS / SCOTT	**151.8**	**52**	JOCHER	**154.9**	**008**	D'ANSEMBOURG	**112.4**
13	**52**	JOCHER	**149.7**	**55**	WILLIAMS / SCOTT	**154.6**	**145**	GOFF	**109.2**
14	**145**	GOFF	**145.8**	**145**	GOFF	**149.7**	**52**	JOCHER	**108.9**
15	**95**	HANCOCK	**142.1**	**60**	SOPER	**147.1**	**19**	WATTS / GIORDANELLI	**108.2**
16	**60**	SOPER	**140.3**	**93**	SOWTER	**147.1**	**20**	BRUNEAU	**107.2**
17	**20**	BRUNEAU	**139.8**	**20**	BRUNEAU	**146.5**	**95**	HANCOCK	**106.8**
18	**93**	SOWTER	**139.8**	**95**	HANCOCK	**145.8**	**60**	SOPER	**104.8**
19	**44**	SMAIL	**136.9**	**44**	SMAIL	**143.0**	**93**	SOWTER	**102.7**
20	**19**	WATTS / GIORDANELLI	**135.8**	**19**	WATTS / GIORDANELLI	**141.5**	**44**	SMAIL	**99.5**
21	**73**	HYDE	**97.9**	**73**	HYDE	**98.8**	**73**	HYDE	**82.8**
22									
23									
24									
25									

Weather / Track : Bright / Dry

Silverstone GP
Circuit Length = 3.6604 miles
Start: 15:20 Flag 15:52 End: 15:59

Results can be found at www.tsl-timing.com

Printed - 16:04 Friday, 26 July 2019

Silverstone Classic

Aston Martin Trophy for Masters Endurance Legends

QUALIFYING - RACE 12 - STATISTICS

Competitors Started	25
Planned Start	2019-07-26 @ 15:21:00.000
Actual Start	2019-07-26 @ 15:20:01.947
Finish Time	2019-07-26 @ 15:52:56.447
Track Length	3.6604mi.
Total Laps	234
Total Distance Covered	856.5564mi.

Session Fastest Lap History

NO	CL	NAME	LAP TIME	TIME OF DAY	LAP	VEHICLE
8	G3/P1	**Kriton LENDOUDIS**	**1:52.910**	15:23:58.167	1	Peugeot 90X
7	G3/P1	**David PORTER**	**1:52.470**	15:24:08.449	1	Peugeot 908
10	G3/P1	**CANTILLON / KENNARD**	**1:50.896**	15:33:03.789	3	Pescarolo LMP1
116	G3/P1	**Emmanuel COLLARD**	**1:49.887**	15:35:46.035	4	Pescarolo LMP1
116	G3/P1	**Emmanuel COLLARD**	**1:49.050**	15:37:35.085	5	Pescarolo LMP1
10	G3/P1	**CANTILLON / KENNARD**	**1:48.019**	15:46:39.668	7	Pescarolo LMP1

Flag History

TYPE	TIME OF DAY
GREEN	15:20:01.947
RED	15:26:13.868
GREEN	15:29:03.390
FINISH	15:52:56.447

Flag Statistics

TYPE	COUNT	TOTAL LAPS	TOTAL TIME
Green	2	13	36:41.292
Red	1	0	2:49.522
Safety Car	0	0	0.000
FCY	0	0	0.000

Silverstone GP
Circuit Length = 3.6604 miles
Start: 15:20 Flag 15:52 End: 15:59

Weather / Track : Bright / Dry

These results are provisional until the conclusion of any judicial and technical matters.

Race Director : Richard Cuene-Grandidier	Stewards :	Timekeeper : Nicholas Palmer

Silverstone Classic

Aston Martin Trophy for Masters Endurance Legends

QUALIFYING - RACE 12 - STATISTICS

CLASS : G2/GT1

1 Starters

Fastest Lap History

NO	NAME	LAP TIME	TIME OF DAY	LAP	VEHICLE
65	**Massimiliano GIRARDO**	**2:12.863**	15:25:25.486	1	Ferrari 550
65	**Massimiliano GIRARDO**	**2:11.065**	15:34:04.180	3	Ferrari 550
65	**Massimiliano GIRARDO**	**2:07.990**	15:36:12.167	4	Ferrari 550
65	**Massimiliano GIRARDO**	**2:07.662**	15:38:19.831	5	Ferrari 550
65	**Massimiliano GIRARDO**	**2:07.542**	15:46:51.612	9	Ferrari 550
65	**Massimiliano GIRARDO**	**2:06.683**	15:48:58.294	10	Ferrari 550

Silverstone GP

Weather / Track : Bright / Dry

Circuit Length = 3.6604 miles

These results are provisional until the conclusion of any judicial and technical matters.

Start: 15:20 Flag 15:52 End: 15:59

Race Director : Richard Cuene-Grandidier	Stewards :	Timekeeper : Nicholas Palmer

Silverstone Classic

Aston Martin Trophy for Masters Endurance Legends

QUALIFYING - RACE 12 - STATISTICS

CLASS : G2/GT2

4 Starters

Fastest Lap History

NO	NAME	LAP TIME	TIME OF DAY	LAP	VEHICLE
95	**Ollie HANCOCK**	**2:10.269**	15:24:40.523	1	TVR T400 R
95	**Ollie HANCOCK**	**2:09.613**	15:33:57.944	3	TVR T400 R
95	**Ollie HANCOCK**	**2:09.388**	15:36:07.333	4	TVR T400 R
52	**Stephan JOCHER**	**2:09.130**	15:48:37.236	9	Porsche 996 GT3 RSR

Silverstone GP

Weather / Track : Bright / Dry

Circuit Length = 3.6604 miles

These results are provisional until the conclusion of any judicial and technical matters.

Start: 15:20 Flag 15:52 End: 15:59

Race Director : Richard Cuene-Grandidier	Stewards :	Timekeeper : Nicholas Palmer

Silverstone Classic

Aston Martin Trophy for Masters Endurance Legends

QUALIFYING - RACE 12 - STATISTICS

CLASS : G2/P1

2 Starters

Fastest Lap History

NO	NAME	LAP TIME	TIME OF DAY	LAP	VEHICLE
6	**James COTTINGHAM**	**2:01.949**	15:24:51.240	1	Dallara SP1
6	**James COTTINGHAM**	**1:55.170**	15:33:40.448	3	Dallara SP1

Silverstone GP

Weather / Track : Bright / Dry

Circuit Length = 3.6604 miles

These results are provisional until the conclusion of any judicial and technical matters.

Start: 15:20 Flag 15:52 End: 15:59

Race Director : Richard Cuene-Grandidier	Stewards :	Timekeeper : Nicholas Palmer

Silverstone Classic

Aston Martin Trophy for Masters Endurance Legends

QUALIFYING - RACE 12 - STATISTICS

CLASS : G2/P2

3 Starters

Fastest Lap History

NO	NAME	LAP TIME	TIME OF DAY	LAP	VEHICLE
25	**Mike NEWTON**	**2:02.302**	15:25:02.476	1	MG Lola EX257
25	**Mike NEWTON**	**1:57.425**	15:33:22.287	3	MG Lola EX257

Silverstone GP

Weather / Track : Bright / Dry

Circuit Length = 3.6604 miles

These results are provisional until the conclusion of any judicial and technical matters.

Start: 15:20 Flag 15:52 End: 15:59

Race Director : Richard Cuene-Grandidier	Stewards :	Timekeeper : Nicholas Palmer

Silverstone Classic

Aston Martin Trophy for Masters Endurance Legends

QUALIFYING - RACE 12 - STATISTICS

CLASS : G3/GT2

1 Starters

Fastest Lap History

NO	NAME	LAP TIME	TIME OF DAY	LAP	VEHICLE
93	**Colin SOWTER**	**2:20.425**	15:25:48.879	1	Aston Martin GT2
93	**Colin SOWTER**	**2:19.979**	15:40:42.481	5	Aston Martin GT2
93	**Colin SOWTER**	**2:19.496**	15:45:22.317	7	Aston Martin GT2
93	**Colin SOWTER**	**2:17.856**	15:47:40.175	8	Aston Martin GT2

Silverstone GP

Weather / Track : Bright / Dry

Circuit Length = 3.6604 miles

These results are provisional until the conclusion of any judicial and technical matters.

Start: 15:20 Flag 15:52 End: 15:59

Race Director : Richard Cuene-Grandidier	Stewards :	Timekeeper : Nicholas Palmer

Silverstone Classic

Aston Martin Trophy for Masters Endurance Legends

QUALIFYING - RACE 12 - STATISTICS

CLASS : G3/P1

6 Starters

Fastest Lap History

NO	NAME	LAP TIME	TIME OF DAY	LAP	VEHICLE
8	**Kriton LENDOUDIS**	**1:52.910**	15:23:58.167	1	Peugeot 90X
7	**David PORTER**	**1:52.470**	15:24:08.449	1	Peugeot 908
10	**CANTILLON / KENNARD**	**1:50.896**	15:33:03.789	3	Pescarolo LMP1
116	**Emmanuel COLLARD**	**1:49.887**	15:35:46.035	4	Pescarolo LMP1
116	**Emmanuel COLLARD**	**1:49.050**	15:37:35.085	5	Pescarolo LMP1
10	**CANTILLON / KENNARD**	**1:48.019**	15:46:39.668	7	Pescarolo LMP1

Silverstone GP

Weather / Track : Bright / Dry

Circuit Length = 3.6604 miles

These results are provisional until the conclusion of any judicial and technical matters.

Start: 15:20 Flag 15:52 End: 15:59

Race Director : Richard Cuene-Grandidier	Stewards :	Timekeeper : Nicholas Palmer

Silverstone Classic

Aston Martin Trophy for Masters Endurance Legends

QUALIFYING - RACE 12 - STATISTICS

CLASS : G3/P2

3 Starters

Fastest Lap History

NO	NAME	LAP TIME	TIME OF DAY	LAP	VEHICLE
46	**Mike HIGSON**	**2:01.954**	15:24:48.911	1	Oreca 03 LMP2
46	**Mike HIGSON**	**2:01.452**	15:33:18.442	3	Oreca 03 LMP2
45	**Keith FRIESER**	**1:59.809**	15:33:28.142	3	Oreca 03 LMP2
45	**Keith FRIESER**	**1:59.770**	15:37:29.240	5	Oreca 03 LMP2
45	**Keith FRIESER**	**1:59.358**	15:41:28.645	7	Oreca 03 LMP2
45	**Keith FRIESER**	**1:58.116**	15:43:26.761	8	Oreca 03 LMP2

Silverstone GP

Weather / Track : Bright / Dry

Circuit Length = 3.6604 miles

These results are provisional until the conclusion of any judicial and technical matters.

Start: 15:20 Flag 15:52 End: 15:59

Race Director : Richard Cuene-Grandidier	Stewards :	Timekeeper : Nicholas Palmer

Silverstone Classic

Aston Martin Trophy for Masters Endurance Legends

QUALIFYING - RACE 12 - STATISTICS

CLASS : Inv

5 Starters

Fastest Lap History

NO	NAME	LAP TIME	TIME OF DAY	LAP	VEHICLE
145	**Will GOFF**	**2:19.088**	15:25:11.436	1	Porsche 997 GT3 RSR
145	**Will GOFF**	**2:15.539**	15:34:19.599	3	Porsche 997 GT3 RSR
145	**Will GOFF**	**2:12.948**	15:36:32.546	4	Porsche 997 GT3 RSR
007	**LIENAU / GRANT**	**2:06.109**	15:42:21.883	6	Aston Martin Vantage V12
007	**LIENAU / GRANT**	**2:03.870**	15:44:25.754	7	Aston Martin Vantage V12
55	**WILLIAMS / SCOTT**	**2:02.469**	15:47:14.494	7	Ferrari 458 GT3
55	**WILLIAMS / SCOTT**	**2:02.051**	15:49:16.545	8	Ferrari 458 GT3

Silverstone GP

Weather / Track : Bright / Dry

Circuit Length = 3.6604 miles

These results are provisional until the conclusion of any judicial and technical matters.

Start: 15:20 Flag 15:52 End: 15:59

Race Director : Richard Cuene-Grandidier	Stewards :	Timekeeper : Nicholas Palmer

Silverstone Classic

Aston Martin Trophy for Masters Endurance Legends

RACE 12 - GRID (40 minutes)

Sheet No:	Issue Time:

ROW 14	27	99	Jamie CONSTABLE		28	34	Francois PERRODO
			2:42.634				
ROW 13	25	73	Steve HYDE		26	94	Janos SANTA
			2:20.125				2:22.450
ROW 12	23	44	Desmond SMAIL		24	4	Michael BROWN
			2:12.860				2:17.856
ROW 11	21	20	Pierre BRUNEAU		22	93	Colin SOWTER
			2:12.440				2:12.680
ROW 10	19	19	WATTS / GIORDANELLI		20	60	Steve SOPER
			2:09.388				2:12.340
ROW 9	17	95	Ollie HANCOCK		18	145	Will GOFF
			2:06.683				2:09.130
ROW 8	15	65	Massimiliano GIRARDO		16	52	Stephan JOCHER
			2:02.820				2:03.870
ROW 7	13	24	Mike FURNESS		14	007	LIENAU / GRANT
			2:01.180				2:02.051
ROW 6	11	46	Mike HIGSON		12	55	WILLIAMS / SCOTT
			1:58.116				1:59.141
ROW 5	9	45	Keith FRIESER		10	008	Christophe D'ANSEMBOURG
			1:57.425				1:57.483
ROW 4	7	25	Mike NEWTON		8	9	Shaun LYNN
			1:51.542				1:55.170
ROW 3	5	7	David PORTER		6	6	James COTTINGHAM
			1:49.889				1:50.391
ROW 2	3	8	Kriton LENDOUDIS		4	16	Steve TANDY
			1:48.019				1:49.050
ROW 1	1	10	CANTILLON / KENNARD		2	116	Emmanuel COLLARD
			Pole				

Cars 94, 99 & 34 allowed to start from the back of the grid, article 5.2.6 refers.

Silverstone GP
Circuit Length = 3.6604 miles

These results are provisional until the conclusion of any judicial and technical matters.

Steward :	Steward :	Steward :

Results can be found at www.tsl-timing.com

Printed - 13:58 Saturday, 27 July 2019

Silverstone Classic

Aston Martin Trophy for Masters Endurance Legends

RACE 12 - CLASSIFICATION - PROVISIONAL

Sheet No:	Issue Time:

POS	NO	CL	PIC	NAME	ENTRY	LAPS	TIME	GAP	DIFF	MPH	BEST	ON
1	**10**	G3/P1	1	KENNARD / CANTILLON	Pescarolo LMP1	**15**	33:32.283			98.23	**1:48.793**	11
2	**16**	G3/P1	2	Steve TANDY	Lola B12/60	**15**	33:36.163	**3.880**	3.880	98.04	**1:50.602**	11
3	**008**	G3/P1	3	Christophe D'ANSEMBOURG	Lola Aston DBR1-2	**15**	33:39.795	**7.512**	3.632	97.86	**1:50.531**	10
4	**6**	G2/P1	1	James COTTINGHAM	Dallara SP1	**15**	33:40.921	**8.638**	1.126	97.81	**1:53.447**	11
5	**7**	G3/P1	4	David PORTER	Peugeot 908	**14**	33:27.507	**1 Lap**	1 Lap	91.89	**1:52.610**	6
6	**9**	G2/P1	2	Shaun LYNN	Bentley Speed 8	**14**	33:38.633	**1 Lap**	11.126	91.39	**1:59.391**	7
7	**24**	G3/P2	1	Mike FURNESS	Courage LC75	**14**	33:39.122	**1 Lap**	0.489	91.37	**1:59.357**	10
8	**46**	G3/P2	2	Mike HIGSON	Oreca 03 LMP2	**14**	33:39.671	**1 Lap**	0.549	91.34	**2:00.117**	7
9	**45**	G3/P2	3	Keith FRIESER	Oreca 03 LMP2	**14**	33:40.764	**1 Lap**	1.093	91.29	**1:59.314**	2
10	**65**	G2/GT3	1	Massimiliano GIRARDO	Ferrari 550	**14**	33:42.916	**1 Lap**	2.152	91.19	**2:05.551**	9
11	**34**	G3/P2	4	Francois PERRODO	Porsche RS Spyder	**13**	33:25.791	**2 Laps**	1 Lap	85.40	**1:55.990**	9
12	**25**	G2/P2	1	Mike NEWTON	MG Lola EX257	**13**	33:27.293	**2 Laps**	1.502	85.34	**1:59.843**	2
13	**55**	Inv	1	SCOTT / WILLIAMS	Ferrari 458 GT3	**13**	33:31.441	**2 Laps**	4.148	85.16	**2:02.886**	7
14	**007**	Inv	2	LIENAU / GRANT	Aston Martin Vantage V12	**13**	33:32.040	**2 Laps**	0.599	85.14	**2:05.489**	5
15	**145**	Inv	3	Will GOFF	Porsche 997 GT3 RSR	**13**	33:34.654	**2 Laps**	2.614	85.03	**2:11.955**	4
16	**20**	G2/P2	2	Pierre BRUNEAU	Pilbeam MP91	**13**	33:35.242	**2 Laps**	0.588	85.00	**2:09.140**	6
17	**19**	G2/P2	3	WATTS / GIORDANELLI	Lola B2K/40	**13**	33:36.416	**2 Laps**	1.174	84.95	**2:10.121**	6
18	**60**	G2/GT4	1	Steve SOPER	BMW M3	**13**	33:37.174	**2 Laps**	0.758	84.92	**2:13.265**	2
19	**4 ***	Inv	4	Michael BROWN	Aston Martin Vantage GT4	**12**	33:33.074	**3 Laps**	1 Lap	78.55	**2:19.554**	5
20	**93**	G3/GT4	1	Colin SOWTER	Aston Martin GT2	**12**	33:33.711	**3 Laps**	0.637	78.52	**2:19.110**	9
21	**44**	Inv	5	Desmond SMAIL	Aston Martin Vantage GT4	**12**	33:34.043	**3 Laps**	0.332	78.51	**2:21.790**	8
22	**94**	G2/GT4	2	Janos SANTA	Ferrari 360 GT	**12**	33:47.467	**3 Laps**	13.424	77.99	**2:22.262**	8
23	**8**	G3/P1	5	Kriton LENDOUDIS	Peugeot 908	**11**	22:37.542	**4 Laps**	1 Lap	106.77	**1:52.792**	6
24	**116**	G3/P1	6	Emmanuel COLLARD	Pescarolo LMP1	**11**	22:39.432	**4 Laps**	1.890	106.62	**1:49.786**	2
25	**95**	G2/GT4	3	Ollie HANCOCK	TVR T400 R	**11**	33:36.589	**4 Laps**	10:57.157	71.88	**2:09.436**	2
					NOT CLASSIFIED							
NC	**52**	G2/GT4		Stephan JOCHER	Porsche 996 GT3 RSR	**8**	18:04.440	**7 Laps**	3 Laps	97.21	**2:12.639**	2
NC	**99 ***	G3/P1		Jamie CONSTABLE	Pescarolo LMP1	**7**	33:47.594	**8 Laps**	1 Lap	45.49	**1:55.944**	3
NC	**73**	G2/GT4		Steve HYDE	Morgan Aero 8 GTN	**2**	41:44.663	**13 Laps**	5 Laps	10.52	**3:13.779**	1

FASTEST LAP

10	G3/P1	KENNARD / CANTILLON	Pescarolo LMP1	**11**	1:48.793	121.12 mph	194.93 kph
6	G2/P1	James COTTINGHAM	Dallara SP1	**11**	1:53.447	116.15 mph	186.93 kph
34	G3/P2	Francois PERRODO	Porsche RS Spyder	**9**	1:55.990	113.61 mph	182.83 kph
25	G2/P2	Mike NEWTON	MG Lola EX257	**2**	1:59.843	109.95 mph	176.96 kph
55	Inv	SCOTT / WILLIAMS	Ferrari 458 GT3	**7**	2:02.886	107.23 mph	172.57 kph
65	G2/GT3	Massimiliano GIRARDO	Ferrari 550	**9**	2:05.551	104.95 mph	168.91 kph
95	G2/GT4	Ollie HANCOCK	TVR T400 R	**2**	2:09.436	101.80 mph	163.84 kph
93	G3/GT4	Colin SOWTER	Aston Martin GT2	**9**	2:19.110	94.72 mph	152.45 kph

***Cars 4 & 99 - no working transponder.**

Silverstone GP
Circuit Length = 3.6604 miles
Start: 20:23 Flag 20:56 End: 21:24

Weather / Track : Cloudy / Dry

These results are provisional until the conclusion of any judicial and technical matters.

FIA Race Director : Richard Cuene-Grandidier	Chief Timekeeper : Nicholas Palmer	

Results can be found at www.tsl-timing.com

Printed - 21:25 Saturday, 27 July 2019

HSCC

Masters HISTORIC RACING

SilverstoneClassic 26|27|28 JULY 2019

Silverstone Classic

Aston Martin Trophy for Masters Endurance Legends

RACE 12 - CLASSIFICATION - FINAL

Sheet No:	Issue Time:

POS	NO	CL	PIC	NAME	ENTRY	LAPS	TIME	GAP	DIFF	MPH	BEST	ON
1	10	G3/P1	1	KENNARD / CANTILLON	Pescarolo LMP1	15	33:32.283			98.23	1:48.793	11
2	16	G3/P1	2	Steve TANDY	Lola B12/60	15	33:36.163	3.880	3.880	98.04	1:50.602	11
3	008	G3/P1	3	Christophe D'ANSEMBOURG	Lola Aston DBR1-2	15	33:39.795	7.512	3.632	97.86	1:50.531	10
4	6	G2/P1	1	James COTTINGHAM	Dallara SP1	15	33:40.921	8.638	1.126	97.81	1:53.447	11
5	7	G3/P1	4	David PORTER	Peugeot 908	14	33:27.507	1 Lap	1 Lap	91.89	1:52.610	6
6	9	G2/P1	2	Shaun LYNN	Bentley Speed 8	14	33:38.633	1 Lap	11.126	91.39	1:59.391	7
7	24	G3/P2	1	Mike FURNESS	Courage LC75	14	33:39.122	1 Lap	0.489	91.37	1:59.357	10
8	46	G3/P2	2	Mike HIGSON	Oreca 03 LMP2	14	33:39.671	1 Lap	0.549	91.34	2:00.117	7
9	45	G3/P2	3	Keith FRIESER	Oreca 03 LMP2	14	33:40.764	1 Lap	1.093	91.29	1:59.314	2
10	65	G2/GT	1	Massimiliano GIRARDO	Ferrari 550	14	33:42.916	1 Lap	2.152	91.19	2:05.551	9
11	34	G3/P2	4	Francois PERRODO	Porsche RS Spyder	13	33:25.791	2 Laps	1 Lap	85.40	1:55.990	9
12	25	G2/P2	1	Mike NEWTON	MG Lola EX257	13	33:27.293	2 Laps	1.502	85.34	1:59.843	2
13	55	Inv	1	SCOTT / WILLIAMS	Ferrari 458 GT3	13	33:31.441	2 Laps	4.148	85.16	2:02.886	7
14	007	Inv	2	LIENAU / GRANT	Aston Martin Vantage V12	13	33:32.040	2 Laps	0.599	85.14	2:05.489	5
15	145	Inv	3	Will GOFF	Porsche 997 GT3 RSR	13	33:34.654	2 Laps	2.614	85.03	2:11.955	4
16	20	G2/P2	2	Pierre BRUNEAU	Pilbeam MP91	13	33:35.242	2 Laps	0.588	85.00	2:09.140	6
17	19	G2/P2	3	WATTS / GIORDANELLI	Lola B2K/40	13	33:36.416	2 Laps	1.174	84.95	2:10.121	6
18	60	G2/GT	1	Steve SOPER	BMW M3	13	33:37.174	2 Laps	0.758	84.92	2:13.265	2
19	4 *	Inv	4	Michael BROWN	Aston Martin Vantage GT4	12	33:33.074	3 Laps	1 Lap	78.55	2:19.554	5
20	93	G3/GT	1	Colin SOWTER	Aston Martin GT2	12	33:33.711	3 Laps	0.637	78.52	2:19.110	9
21	44	Inv	5	Desmond SMAIL	Aston Martin Vantage GT4	12	33:34.043	3 Laps	0.332	78.51	2:21.790	8
22	94	G2/GT	2	Janos SANTA	Ferrari 360 GT	12	33:47.467	3 Laps	13.424	77.99	2:22.262	8
23	95	G2/GT	3	Ollie HANCOCK	TVR T400 R	11	33:36.589	4 Laps	1 Lap	71.88	2:09.436	2

NOT CLASSIFIED

NC	52	G2/GT		Stephan JOCHER	Porsche 996 GT3 RSR	8	18:04.440	7 Laps	3 Laps	97.21	2:12.639	2
NC	99 *	G3/P1		Jamie CONSTABLE	Pescarolo LMP1	7	33:47.594	8 Laps	1 Lap	45.49	1:55.944	3
NC	73	G2/GT		Steve HYDE	Morgan Aero 8 GTN	2	41:44.663	13 Laps	5 Laps	10.52	3:13.779	1
DQ	116 *	G3/P1		Emmanuel COLLARD	Pescarolo LMP1							
DQ	8 *	G3/P1		Kriton LENDOUDIS	Peugeot 908							

FASTEST LAP

10	G3/P1	KENNARD / CANTILLON	Pescarolo LMP1	11	1:48.793	121.12 mph	194.93 kph
6	G2/P1	James COTTINGHAM	Dallara SP1	11	1:53.447	116.15 mph	186.93 kph
34	G3/P2	Francois PERRODO	Porsche RS Spyder	9	1:55.990	113.61 mph	182.83 kph
25	G2/P2	Mike NEWTON	MG Lola EX257	2	1:59.843	109.95 mph	176.96 kph
55	Inv	SCOTT / WILLIAMS	Ferrari 458 GT3	7	2:02.886	107.23 mph	172.57 kph
65	G2/GT	Massimiliano GIRARDO	Ferrari 550	9	2:05.551	104.95 mph	168.91 kph
95	G2/GT	Ollie HANCOCK	TVR T400 R	2	2:09.436	101.80 mph	163.84 kph
93	G3/GT	Colin SOWTER	Aston Martin GT2	9	2:19.110	94.72 mph	152.45 kph

***Car 116 disqualified from the race for yellow flag infringement, Bulletin 16 refers.**
***Car 116 to serve a stop go penalty of 30 seconds in the next Masters Endurance Legends race the driver takes part in, Bulletin 17 refers.**
***Car 8 disqualified from the race for yellow flag infringement, Bulletin 18 refers.**

Weather / Track : Cloudy / Dry

Silverstone GP
Circuit Length = 3.6604 miles
Start: 20:23 Flag 20:56 End: 21:24

Steward :	Steward :	Steward :

Results can be found at www.tsl-timing.com

Printed - 13:08 Sunday, 28 July 2019

Silverstone Classic

Aston Martin Trophy for Masters Endurance Legends

RACE 12 - LAP CHART

LAP 1		@ 20:25:18.012
NO	BEHIND	LAP TIME
116		1:52.111
10	0.995	1:53.106
8	6.333	1:58.444
16	6.717	1:58.828
7	7.607	1:59.718
6	8.434	2:00.545
008	8.927	2:01.038
25	12.774	2:04.885
45	14.877	2:06.988
46	17.327	2:09.438
55	21.233	2:13.344
24	21.792	2:13.903
9	23.268	2:15.379
007	25.886	2:17.997
65	26.122	2:18.233
95	28.454	2:20.565
52	29.304	2:21.415
145	29.609	2:21.720
60	35.051	2:27.162
93	45.974	2:38.085
20	47.466	2:39.577
19	48.849	2:40.960
34	1:21.467	3:13.578
73	1:21.668	3:13.779
44	1:31.224	3:23.335
4	1:32.925	3:25.036
94	1:34.807	3:26.918

LAP 2		@ 20:27:07.798
NO	BEHIND	LAP TIME
116		1:49.786
10	1.181	1:49.972
16	9.276	1:52.345
8	11.200	1:54.653
7	11.787	1:53.966
008	12.029	1:52.888
6	14.481	1:55.833
25	22.831	1:59.843
45	24.405	1:59.314
46	28.817	2:01.276
24	35.802	2:03.796
9	37.202	2:03.720
55	38.767	2:07.320
007	43.278	2:07.178
65	44.946	2:08.610
95	48.104	2:09.436
52	52.157	2:12.639
145	52.979	2:13.156
60	58.530	2:13.265
20	1:10.433	2:12.753
19	1:12.146	2:13.083
93	1:17.054	2:20.866
34	1:29.315	1:57.634

LAP 3		@ 20:28:58.444
NO	BEHIND	LAP TIME
116		1:50.646
10	2.019	1:51.484
44	1 Lap	2:22.902
16	13.723	1:55.093
008	14.420	1:53.037
4	1 Lap	2:22.508
8	15.844	1:55.290
7	17.125	1:55.984
6	21.000	1:57.165
94	1 Lap	2:26.670
45	33.935	2:00.176
25	34.253	2:02.068
46	40.298	2:02.127
24	46.299	2:01.143
9	47.326	2:00.770
55	54.371	2:06.250
65	1:02.552	2:08.252
007	1:03.701	2:11.069
95	1:07.431	2:09.973
52	1:14.159	2:12.648
145	1:14.771	2:12.438
60	1:21.965	2:14.081
20	1:32.252	2:12.465
19	1:33.607	2:12.107
34	1:35.878	1:57.209
93	1:46.596	2:20.188

LAP 4		@ 20:30:48.588
NO	BEHIND	LAP TIME
116		1:50.144
10	1.825	1:49.950
16	15.772	1:52.193
008	16.722	1:52.446
8	19.786	1:54.086
7	20.651	1:53.670
6	27.740	1:56.884
45	45.601	2:01.810
44	1 Lap	2:24.923
4	1 Lap	2:23.916
25	51.721	2:07.612
46	52.439	2:02.285
94	1 Lap	2:26.198
24	57.301	2:01.146
9	58.066	2:00.884
55	1:10.992	2:06.765
65	1:18.820	2:06.412
007	1:20.032	2:06.475
145	1:36.582	2:11.955
52	1:38.393	2:14.378
95	1:41.615	2:24.328
34	1:43.518	1:57.784
60	1:45.753	2:13.932

LAP 5		@ 20:32:38.934
NO	BEHIND	LAP TIME
116		1:50.346
10	2.697	1:51.218
20	1 Lap	2:12.894
19	1 Lap	2:15.378
008	18.369	1:51.993
16	18.947	1:53.521
8	22.678	1:53.238
7	23.421	1:53.116
93	1 Lap	2:20.924 **P**
6	32.332	1:54.938
24	1:09.434	2:02.479
25	1:09.827	2:08.452
46	1:10.076	2:07.983
9	1:11.557	2:03.837
45	1:17.133	2:21.878
4	1 Lap	2:24.021
44	1 Lap	2:25.312
55	1:26.169	2:05.523
94	1 Lap	2:26.632
007	1:35.175	2:05.489
65	1:35.469	2:06.995
34	1:50.046	1:56.874

Silverstone GP
Circuit Length = 3.6604 miles
Start: 20:23 Flag 20:56 End: 00:00

Weather / Track : Cloudy / Dry

Silverstone Classic

Aston Martin Trophy for Masters Endurance Legends

RACE 12 - LAP CHART

LAP 6		@ 20:34:30.619	
NO	BEHIND	LAP TIME	
116		1:51.685	
10	1.785	1:50.773	
145	1 Lap	2:13.637	
52	1 Lap	2:14.205	
60	1 Lap	2:14.490	
008	19.232	1:52.548	
16	20.058	1:52.796	
20	1 Lap	2:10.648	
8	23.785	1:52.792	
7	24.346	1:52.610	
19	1 Lap	2:11.419	
6	35.329	1:54.682	
95	1 Lap	3:02.404	**P**
24	1:18.628	2:00.879	
9	1:21.711	2:01.839	
46	1:22.597	2:04.206	
25	1:27.281	2:09.139	
45	1:27.702	2:02.254	
55	1:39.431	2:04.947	
93	1 Lap	3:11.183	
4	1 Lap	2:19.554	
65	1:51.069	2:07.285	
007	1:51.755	2:08.265	

LAP 7		@ 20:36:22.555	
NO	BEHIND	LAP TIME	
116		1:51.936	
10	0.451	1:50.602	
44	2 Laps	2:23.742	
34	1 Lap	2:02.474	
94	2 Laps	2:26.099	
008	18.960	1:51.664	
16	20.163	1:52.041	
8	25.616	1:53.767	
7	26.115	1:53.705	
145	1 Lap	2:13.889	
52	1 Lap	2:14.878	
6	37.817	1:54.424	
60	1 Lap	2:14.024	
20	1 Lap	2:09.140	
19	1 Lap	2:10.121	
24	1:27.027	2:00.335	
9	1:29.166	1:59.391	
46	1:30.778	2:00.117	
45	1:37.230	2:01.464	
25	1:46.659	2:11.314	
55	1:50.381	2:02.886	

LAP 8		@ 20:38:14.072	
NO	BEHIND	LAP TIME	
116		1:51.517	
10	0.373	1:51.439	
65	1 Lap	2:06.272	
007	1 Lap	2:06.475	
34	1 Lap	1:58.555	
008	20.839	1:53.396	
16	21.458	1:52.812	
93	2 Laps	2:23.444	
7	27.312	1:52.714	
8	28.804	1:54.705	
4	2 Laps	2:23.615	
44	2 Laps	2:22.669	
6	41.633	1:55.333	
94	2 Laps	2:25.626	
145	1 Lap	2:14.435	
20	1 Lap	2:11.793	
52	1 Lap	2:21.543	
60	1 Lap	2:15.762	
19	1 Lap	2:10.224	
9	1:37.555	1:59.906	
46	1:39.384	2:00.123	
24	1:39.758	2:04.248	**P**
45	1:45.937	2:00.224	

LAP 9		@ 20:40:04.785	
NO	BEHIND	LAP TIME	
116		1:50.713	
10	0.409	1:50.749	
55	1 Lap	2:03.739	
25	1 Lap	2:10.489	
008	22.119	1:51.993	
16	23.362	1:52.617	
34	1 Lap	2:01.021	
007	1 Lap	2:06.007	
65	1 Lap	2:09.285	
8	35.720	1:57.629	
6	47.290	1:56.370	
7	58.526	2:21.927	
4	2 Laps	2:20.631	**P**
93	2 Laps	2:25.126	**P**
99	8 Laps	17:43.604	
44	2 Laps	2:23.161	
145	1 Lap	2:17.174	**P**
20	1 Lap	2:11.159	
94	2 Laps	2:24.588	
19	1 Lap	2:10.961	
52	1 Lap	2:12.734	**P**
60	1 Lap	2:16.944	**P**
9	1:49.584	2:02.742	**P**

LAP 10		@ 20:41:55.167	
NO	BEHIND	LAP TIME	
10		1:49.973	
46	1 Lap	2:01.947	**P**
116	1.543	1:51.925	**P**
45	1 Lap	2:00.103	
008	22.268	1:50.531	
16	24.162	1:51.182	
55	1 Lap	2:03.717	
34	1 Lap	1:55.990	
25	1 Lap	2:10.531	**P**
8	41.658	1:56.320	**P**
007	1 Lap	2:05.507	**P**
65	1 Lap	2:05.551	
6	51.231	1:54.323	
7	1:01.690	1:53.546	
95	4 Laps	7:32.891	
99	8 Laps	1:58.474	
24	1 Lap	3:30.519	
44	2 Laps	2:21.790	
19	1 Lap	2:10.633	
20	1 Lap	2:15.848	

Weather / Track : Cloudy / Dry

Silverstone GP
Circuit Length = 3.6604 miles
Start: 20:23 Flag 20:56 End: 00:00

Silverstone Classic

Aston Martin Trophy for Masters Endurance Legends

RACE 12 - LAP CHART

LAP 11	@ 20:43:43.960	
NO	BEHIND	LAP TIME
10		1:48.793
94	3 Laps	2:22.262
45	1 Lap	1:59.983 P
008	25.502	1:52.027 P
16	25.971	1:50.602
55	1 Lap	2:05.571 P
34	1 Lap	2:00.870 P
6	55.885	1:53.447
65	1 Lap	2:06.524
4	3 Laps	3:45.912
7	1:07.635	1:54.738 P
93	3 Laps	3:51.772
99	8 Laps	1:55.944
145	2 Laps	3:43.722
60	2 Laps	3:39.750
95	4 Laps	2:10.540
9	1 Lap	3:28.492
24	1 Lap	1:59.357
46	1 Lap	3:30.116

LAP 12	@ 20:45:35.606	
NO	BEHIND	LAP TIME
10		1:51.646 P
19	2 Laps	2:09.317 P
44	3 Laps	2:20.582 P
20	2 Laps	2:15.996 P
25	2 Laps	3:33.113
8	1 Lap	3:26.618
116	1 Lap	4:08.623
16	31.003	1:56.678 P
94	3 Laps	2:31.548 P
99	8 Laps	1:52.884 P
6	1:21.371	2:17.132 P
007	2 Laps	4:18.622
65	1 Lap	2:11.681 P
4	3 Laps	2:20.030
93	3 Laps	2:19.110
145	2 Laps	2:17.813
95	4 Laps	2:13.396
60	2 Laps	2:18.117
9	1 Lap	2:11.414
24	1 Lap	2:12.303
46	1 Lap	2:10.835
008	2:01.224	3:27.368
45	1 Lap	3:37.621
34	1 Lap	4:54.855
25	1 Lap	3:19.927
7	3:49.802	4:33.813
55	1 Lap	5:00.777
007	1 Lap	2:28.583

LAP 13	@ 20:49:28.159	
NO	BEHIND	LAP TIME
10		3:52.553
4	3 Laps	2:21.533
93	3 Laps	2:21.275
44	3 Laps	4:02.377
145	2 Laps	2:31.503
20	2 Laps	3:59.765
16	31.027	3:52.577
19	2 Laps	4:09.509
95	4 Laps	2:31.183
60	2 Laps	2:28.503
9	1 Lap	2:29.230
24	1 Lap	2:28.169
46	1 Lap	2:28.489
008	37.116	2:28.445
45	1 Lap	2:28.315
6	1:05.138	3:36.320
65	1 Lap	3:35.177
94	3 Laps	4:48.950
99	8 Laps	4:23.587
999	12 Laps	3:33.753
34	1 Lap	3:33.329
25	1 Lap	3:33.215
7	3:30.143	3:32.894
55	1 Lap	3:33.851
007	1 Lap	3:33.671

LAP 14	@ 20:53:01.896	
NO	BEHIND	LAP TIME
10		3:33.737
4	3 Laps	3:29.837
93	3 Laps	3:25.488
44	3 Laps	3:07.082
145	2 Laps	3:07.141
20	2 Laps	3:07.376
16	4.412	3:07.122
19	2 Laps	3:07.122
95	4 Laps	3:06.956
60	2 Laps	3:06.040
9	1 Lap	3:06.081
24	1 Lap	3:06.040
46	1 Lap	3:05.767
008	9.199	3:05.820
45	1 Lap	3:06.366
6	11.376	2:39.975
65	1 Lap	2:37.758
94	3 Laps	2:28.986
99	8 Laps	2:20.314
34	1 Lap	3:55.618
25	1 Lap	3:56.705
7	3:51.512	3:55.106
55	1 Lap	3:56.751
007	1 Lap	3:56.702

LAP 15	@ 20:56:58.184	
NO	BEHIND	LAP TIME
10		3:56.288
4	3 Laps	3:56.481
93	3 Laps	3:56.250
44	3 Laps	3:56.168
145	2 Laps	3:56.071
20	2 Laps	3:55.828
16	3.880	3:55.756
19	2 Laps	3:55.582
95	4 Laps	3:54.917
60	2 Laps	3:55.104
999	13 Laps	4:08.677 P
9	1 Lap	3:54.948
24	1 Lap	3:54.805
46	1 Lap	3:54.962
008	7.512	3:54.601
45	1 Lap	3:54.268
6	8.638	3:53.550
65	1 Lap	3:54.881
94	3 Laps	3:32.990
99	8 Laps	3:32.787
73	13 Laps	38:30.884 P

Weather / Track : Cloudy / Dry

Silverstone GP
Circuit Length = 3.6604 miles
Start: 20:23 Flag 20:56 End: 00:00

Silverstone Classic

Aston Martin Trophy for Masters Endurance Legends

RACE 12 - SECTOR ANALYSIS

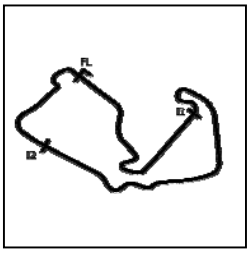

SECTOR 1 = FL to I1, SECTOR 2 = I1 to I2, SECTOR 3 = I2 to FL, DIFF = Difference To Personal Best Lap, P = Crossed Finish Line in Pit Lane, D = Time Disallowed

P1 10 G3/P1 KENNARD / CANTILLON — Pescarolo LMP1

IDEAL LAP TIME : 1:48.657 BEST LAP TIME : 1:48.793 DIFFERENCE : 0.136

LAP	SECTOR 1		SECTOR 2		SECTOR 3		LAP TIME		MPH	DIFF	TIME OF DAY
1 -				169.8	23.411	128.3	1:53.106		116.50	4.313	20:25:19.007
2 -	33.397	165.2	53.306	170.3	23.269	128.3	1:49.972	(3)	119.82	1.179	20:27:08.979
3 -	33.294	166.1	55.115	170.3	23.075	128.3	1:51.484		118.20	2.691	20:29:00.463
4 -	33.293	165.2	53.347	170.7	23.310	128.3	1:49.950	(2)	119.85	1.157	20:30:50.413
5 -	33.710	165.6	54.101	170.7	23.407	***129.3***	1:51.218		118.48	2.425	20:32:41.631
6 -	33.348	163.6	54.498	170.7	22.927	128.3	1:50.773		118.96	1.980	20:34:32.404
7 -	***33.109***	166.1	53.941	172.0	23.552	127.0	1:50.602		119.14	1.809	20:36:23.006
8 -	35.100	166.9	53.065	171.6	23.274	***129.3***	1:51.439		118.25	2.646	20:38:14.445
9 -	34.504	165.2	***52.660***	170.7	23.585	128.5	1:50.749		118.98	1.956	20:40:05.194
10 -	33.356	***168.1***	53.660	***172.5***	22.957	128.5	1:49.973		119.82	1.180	20:41:55.167
11 -	33.167	165.6	52.738	170.3	***22.888***	129.0	***1:48.793***	(1)	***121.12***		***20:43:43.960***
12 -	34.446	164.8	52.818	170.7	IN PIT		1:51.646	P	118.03	2.853	20:45:35.606
13 -	OUTLAP	160.9	57.782	134.7	32.496	76.4	3:52.553		56.66	2:03.760	20:49:28.159
14 -	1:09.295	71.9	1:42.923	65.8	41.519	70.0	3:33.737		61.65	1:44.944	20:53:01.896
15 -	1:02.069	57.4	2:02.407	24.3	51.812	91.9	3:56.288		55.77	2:07.495	20:56:58.184

P2 16 G3/P1 Steve TANDY — Lola B12/60

IDEAL LAP TIME : 1:50.555 BEST LAP TIME : 1:50.602 DIFFERENCE : 0.047

LAP	SECTOR 1		SECTOR 2		SECTOR 3		LAP TIME		MPH	DIFF	TIME OF DAY
1 -				161.7	24.330	124.2	1:58.828		110.89	8.226	20:25:24.729
2 -	34.816	156.4	53.843	162.4	23.686	***126.8***	1:52.345		117.29	1.743	20:27:17.074
3 -	34.343	157.1	55.663	162.0	25.087	116.1	1:55.093		114.49	4.491	20:29:12.167
4 -	34.711	156.4	53.956	162.4	23.526	121.5	1:52.193		117.45	1.591	20:31:04.360
5 -	34.161	156.7	54.847	160.9	24.513	124.2	1:53.521		116.08	2.919	20:32:57.881
6 -	34.243	157.9	54.964	162.8	23.589	125.6	1:52.796		116.82	2.194	20:34:50.677
7 -	34.308	159.0	54.413	162.4	23.320	126.6	1:52.041	(3)	117.61	1.439	20:36:42.718
8 -	34.243	158.6	54.956	158.6	23.613	124.5	1:52.812		116.81	2.210	20:38:35.530
9 -	34.171	159.0	54.829	163.2	23.617	126.6	1:52.617		117.01	2.015	20:40:28.147
10 -	***33.869***	158.2	53.753	***163.6***	23.560	126.1	1:51.182	(2)	118.52	0.580	20:42:19.329
11 -	33.916	157.9	***53.425***	162.8	***23.261***	125.9	***1:50.602***	(1)	***119.14***		***20:44:09.931***
12 -	34.964	***159.4***	55.225	162.8	IN PIT		1:56.678	P	112.94	6.076	20:46:06.609
13 -	OUTLAP	130.0	1:11.898	121.7	33.549	90.4	3:52.577		56.65	2:01.975	20:49:59.186
14 -	47.976	102.6	1:39.054	53.0	40.092	84.3	3:07.122		70.42	1:16.520	20:53:06.308
15 -	1:02.772	51.4	2:06.226	23.7	46.758	89.2	3:55.756		55.89	2:05.154	20:57:02.064

P3 008 G3/P1 Christophe D'ANSEMBOURG — Lola Aston DBR1-2

IDEAL LAP TIME : 1:49.460 BEST LAP TIME : 1:50.531 DIFFERENCE : 1.071

LAP	SECTOR 1		SECTOR 2		SECTOR 3		LAP TIME		MPH	DIFF	TIME OF DAY
1 -			55.802	172.9	24.371	129.8	2:01.038		108.87	10.507	20:25:26.939
2 -	34.266	170.7	54.924	***174.3***	23.698	130.3	1:52.888		116.73	2.357	20:27:19.827
3 -	33.769	170.3	54.891	171.6	24.377	116.7	1:53.037		116.57	2.506	20:29:12.864
4 -	34.337	166.9	54.573	173.4	23.536	131.8	1:52.446		117.19	1.915	20:31:05.310
5 -	33.433	168.6	54.642	171.6	23.918	130.8	1:51.993	(3)	117.66	1.462	20:32:57.303
6 -	33.417	169.0	55.354	173.4	23.777	130.0	1:52.548		117.08	2.017	20:34:49.851
7 -	33.356	170.7	54.743	173.8	23.565	131.8	1:51.664	(2)	118.01	1.133	20:36:41.515
8 -	33.861	170.7	55.665	169.0	23.870	132.1	1:53.396		116.21	2.865	20:38:34.911
9 -	33.338	167.7	55.482	***174.3***	***23.173***	133.1	1:51.993	(3)	117.66	1.462	20:40:26.904
10 -	***32.949***	***171.1***	54.059	173.8	23.523	***133.6***	***1:50.531***	(1)	***119.22***		***20:42:17.435***
11 -	33.347	***171.1***	***53.338***	***174.3***	IN PIT		1:52.027	P	117.63	1.496	20:44:09.462
12 -	OUTLAP	145.2	1:00.388	138.9	27.091	119.1	3:27.368		63.54	1:36.837	20:47:36.830
13 -	42.901	122.2	1:12.840	95.8	32.704	104.0	2:28.445		88.77	37.914	20:50:05.275
14 -	47.218	91.8	1:39.495	55.0	39.107	81.2	3:05.820		70.91	1:15.289	20:53:11.095
15 -	1:04.683	42.1	2:11.927	48.1	37.991	95.5	3:54.601		56.17	2:04.070	20:57:05.696

Weather / Track : Cloudy / Dry

Silverstone GP
Circuit Length = 3.6604 miles
Start: 20:23 Flag 20:56 End: 21:24

Silverstone Classic

Aston Martin Trophy for Masters Endurance Legends

RACE 12 - SECTOR ANALYSIS

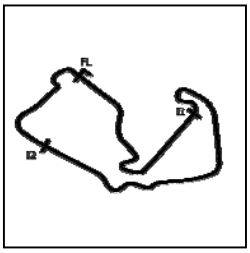

SECTOR 1 = FL to I1, SECTOR 2 = I1 to I2, SECTOR 3 = I2 to FL, DIFF = Difference To Personal Best Lap, P = Crossed Finish Line in Pit Lane, D = Time Disallowed

P4 6 G2/P1 James COTTINGHAM — Dallara SP1

IDEAL LAP TIME : 1:53.444 BEST LAP TIME : 1:53.447 DIFFERENCE : 0.003

LAP	SECTOR 1		SECTOR 2		SECTOR 3	LAP TIME		MPH	DIFF	TIME OF DAY
1 -					24.557	2:00.545		109.31	7.098	20:25:26.446
2 -	34.965	156.0	56.370	166.9	24.498	1:55.833		113.76	2.386	20:27:22.279
3 -	34.972	161.7	57.359	166.9	24.834	1:57.165		112.47	3.718	20:29:19.444
4 -	36.098	157.1	56.212	166.9	24.574	1:56.884		112.74	3.437	20:31:16.328
5 -	34.612	163.6	55.942	165.6	24.384	1:54.938		114.65	1.491	20:33:11.266
6 -				166.9	24.227	1:54.682		114.90	1.235	20:35:05.948
7 -	34.716	161.7	55.336	166.5	24.372	1:54.424	(3)	115.16	0.977	20:37:00.372
8 -	35.645	160.9	55.497	166.5	24.191	1:55.333		114.25	1.886	20:38:55.705
9 -	35.431	157.9	56.921	166.9	***24.018***	1:56.370		113.24	2.923	20:40:52.075
10 -	34.663	162.4	55.347	***167.3***	24.313	1:54.323	(2)	115.26	0.876	20:42:46.398
11 -	***34.489***	160.9	***54.937***		24.021	***1:53.447***	(1)	***116.15***		***20:44:39.845***
12 -	34.555	***164.4***	1:04.199	107.7	IN PIT	2:17.132	P	96.09	23.685	20:46:56.977
13 -	OUTLAP	89.1	1:01.994	136.6	26.806	3:36.320		60.91	1:42.873	20:50:33.297
14 -	38.785	129.0	1:22.957	70.8	38.233	2:39.975		82.37	46.528	20:53:13.272
15 -	1:05.562	47.6	2:13.366	47.8	34.622	3:53.550		56.42	2:00.103	20:57:06.822

P5 7 G3/P1 David PORTER — Peugeot 908

IDEAL LAP TIME : 1:51.202 BEST LAP TIME : 1:52.610 DIFFERENCE : 1.408

LAP	SECTOR 1		SECTOR 2		SECTOR 3		LAP TIME		MPH	DIFF	TIME OF DAY
1 -				175.2	24.759	125.4	1:59.718		110.07	7.108	20:25:25.619
2 -	34.856	169.8	55.044	***179.9***	24.066	129.3	1:53.966		115.62	1.356	20:27:19.585
3 -	34.671	157.9	56.534	179.4	24.779	123.1	1:55.984		113.61	3.374	20:29:15.569
4 -	35.655	***173.4***	54.197	178.9	23.818	130.0	1:53.670		115.93	1.060	20:31:09.239
5 -	***33.826***	172.0	54.368	179.4	24.922	128.8	1:53.116	(3)	116.49	0.506	20:33:02.355
6 -	34.468	171.6	***54.175***	173.4	23.967	127.5	***1:52.610***	(1)	***117.02***		***20:34:54.965***
7 -	34.323	171.6	54.672	166.9	24.710	128.3	1:53.705		115.89	1.095	20:36:48.670
8 -	34.028	159.0	54.521	176.6	24.165	126.6	1:52.714	(2)	116.91	0.104	20:38:41.384
9 -	1:01.653	154.9	56.537	175.2	23.737	130.3	2:21.927		92.84	29.317	20:41:03.311
10 -	35.454	171.6	54.891	178.4	***23.201***	***131.8***	1:53.546		116.05	0.936	20:42:56.857
11 -	34.925	172.5	54.571	177.5	IN PIT		1:54.738	P	114.85	2.128	20:44:51.595
12 -	OUTLAP	133.4	1:46.949	61.9	45.381	74.3	4:33.813		48.12	2:41.203	20:49:25.408
13 -	1:08.996	67.1	1:43.584	67.1	40.314	72.5	3:32.894		61.89	1:40.284	20:52:58.302
14 -	1:02.745	66.6	2:01.499	25.8	50.862	110.1	3:55.106		56.05	2:02.496	20:56:53.408

P6 9 G2/P1 Shaun LYNN — Bentley Speed 8

IDEAL LAP TIME : 1:58.795 BEST LAP TIME : 1:59.391 DIFFERENCE : 0.596

LAP	SECTOR 1		SECTOR 2		SECTOR 3		LAP TIME		MPH	DIFF	TIME OF DAY
1 -		142.4	1:02.999	163.2	25.887	112.9	2:15.379		97.33	15.988	20:25:41.280
2 -	37.318	156.0	1:00.730	164.0	25.672	116.5	2:03.720		106.51	4.329	20:27:45.000
3 -	***36.198***	***159.0***	58.533	164.8	26.039	113.1	2:00.770	(3)	109.11	1.379	20:29:45.770
4 -	36.824	156.4	57.657	164.8	26.403	116.5	2:00.884		109.01	1.493	20:31:46.654
5 -	37.067	157.5	1:00.988	164.4	25.782	108.5	2:03.837		106.41	4.446	20:33:50.491
6 -	37.668	156.7	58.435	165.2	25.736	115.1	2:01.839		108.15	2.448	20:35:52.330
7 -	36.333	***159.0***	57.757	164.8	***25.301***	***118.9***	***1:59.391***	(1)	***110.37***		***20:37:51.721***
8 -	36.439	158.6	57.697	***165.6***	25.770	114.7	1:59.906	(2)	109.90	0.515	20:39:51.627
9 -	37.118	158.6	57.754	163.6	IN PIT		2:02.742	P	107.36	3.351	20:41:54.369
10 -	OUTLAP	156.7	***57.296***	164.8	25.531	118.5	3:28.492		63.20	1:29.101	20:45:22.861
11 -	37.383	99.1	1:06.276	157.5	27.755	107.0	2:11.414		100.27	12.023	20:47:34.275
12 -	43.118	107.5	1:12.707	110.5	33.405	96.8	2:29.230		88.30	29.839	20:50:03.505
13 -	46.663	94.7	1:39.689	56.6	39.729	82.6	3:06.081		70.81	1:06.690	20:53:09.586
14 -	1:04.036	40.8	2:09.787	37.6	41.125	96.0	3:54.948		56.08	1:55.557	20:57:04.534

Weather / Track : Cloudy / Dry

Silverstone GP
Circuit Length = 3.6604 miles
Start: 20:23 Flag 20:56 End: 21:24

Silverstone Classic

Aston Martin Trophy for Masters Endurance Legends

RACE 12 - SECTOR ANALYSIS

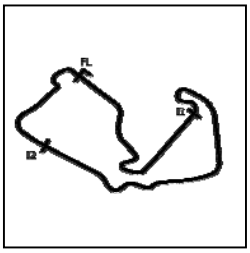

SECTOR 1 = FL to I1, SECTOR 2 = I1 to I2, SECTOR 3 = I2 to FL, DIFF = Difference To Personal Best Lap, P = Crossed Finish Line in Pit Lane, D = Time Disallowed

P7 24 G3/P2 Mike FURNESS — Courage LC75

IDEAL LAP TIME : 1:58.698 BEST LAP TIME : 1:59.357 DIFFERENCE : 0.659

LAP	SECTOR 1		SECTOR 2		SECTOR 3		LAP TIME		MPH	DIFF	TIME OF DAY
1 -		144.6	1:02.033	157.9	27.041	117.5	2:13.903		98.41	14.546	20:25:39.804
2 -	37.673	148.7	1:00.629	159.0	25.494	117.3	2:03.796		106.44	4.439	20:27:43.600
3 -	36.708	153.2	58.923	158.2	25.512	117.9	2:01.143		108.77	1.786	20:29:44.743
4 -	36.501	153.9	58.905	158.2	25.740	115.1	2:01.146		108.77	1.789	20:31:45.889
5 -	36.929	***154.6***	59.086	157.5	26.464	112.0	2:02.479		107.59	3.122	20:33:48.368
6 -	***36.373***	153.9	58.734	158.6	25.772	117.5	2:00.879	**(3)**	109.01	1.522	20:35:49.247
7 -	36.782	153.5	58.093	158.6	25.460	120.2	2:00.335	**(2)**	109.50	0.978	20:37:49.582
8 -	36.442	153.9	58.503	159.0	IN PIT		2:04.248	**P**	106.06	4.891	20:39:53.830
9 -	OUTLAP	151.8	58.147	159.0	24.965	120.6	3:30.519		62.59	1:31.162	20:43:24.349
10 -	37.032	152.5	***57.541***	***159.4***	***24.784***	***120.9***	***1:59.357***	**(1)**	***110.40***		***20:45:23.706***
11 -	37.047	92.9	1:07.659	136.6	27.597	107.5	2:12.303		99.60	12.946	20:47:36.009
12 -	42.437	111.6	1:12.416	109.6	33.316	103.2	2:28.169		88.93	28.812	20:50:04.178
13 -	46.848	100.6	1:39.760	58.5	39.432	78.3	3:06.040		70.83	1:06.683	20:53:10.218
14 -	1:04.269	40.6	2:10.736	40.1	39.800	90.4	3:54.805		56.12	1:55.448	20:57:05.023

P8 46 G3/P2 Mike HIGSON — Oreca 03 LMP2

IDEAL LAP TIME : 1:59.193 BEST LAP TIME : 2:00.117 DIFFERENCE : 0.924

LAP	SECTOR 1		SECTOR 2		SECTOR 3		LAP TIME		MPH	DIFF	TIME OF DAY
1 -		147.4	59.483	153.2	25.913	118.7	2:09.438		101.80	9.321	20:25:35.339
2 -	37.389	149.1	58.552	154.2	25.335	120.2	2:01.276	**(3)**	108.65	1.159	20:27:36.615
3 -	37.352	148.1	58.963	153.2	25.812	118.5	2:02.127		107.90	2.010	20:29:38.742
4 -	37.506	148.1	59.076	153.5	25.703	119.6	2:02.285		107.76	2.168	20:31:41.027
5 -	39.982	145.5	1:00.837	153.5	27.164	111.4	2:07.983		102.96	7.866	20:33:49.010
6 -	38.434	148.7	1:00.629	***154.6***	25.143	***121.1***	2:04.206		106.09	4.089	20:35:53.216
7 -	37.230	149.1	***57.873***	154.2	***25.014***	***121.1***	***2:00.117***	**(1)**	***109.70***		***20:37:53.333***
8 -	36.642	***151.1***	58.181	154.2	25.300	***121.1***	2:00.123	**(2)**	109.70	0.006	20:39:53.456
9 -	37.169	149.1	57.934	154.2	IN PIT		2:01.947	**P**	108.06	1.830	20:41:55.403
10 -	OUTLAP	147.4	57.957	153.9	25.220	120.6	3:30.116		62.71	1:29.999	20:45:25.519
11 -	***36.306***	125.9	1:07.158	144.9	27.371	108.4	2:10.835		100.72	10.718	20:47:36.354
12 -	42.493	112.4	1:12.876	108.0	33.120	99.4	2:28.489		88.74	28.372	20:50:04.843
13 -	46.853	95.8	1:39.709	54.6	39.205	78.8	3:05.767		70.93	1:05.650	20:53:10.610
14 -	1:04.638	39.8	2:10.711	42.8	39.613	87.3	3:54.962		56.08	1:54.845	20:57:05.572

P9 45 G3/P2 Keith FRIESER — Oreca 03 LMP2

IDEAL LAP TIME : 1:58.762 BEST LAP TIME : 1:59.314 DIFFERENCE : 0.552

LAP	SECTOR 1		SECTOR 2		SECTOR 3		LAP TIME		MPH	DIFF	TIME OF DAY
1 -		147.8	59.906	153.9	25.757	116.5	2:06.988		103.77	7.674	20:25:32.889
2 -	36.344	150.1	***57.926***	154.9	25.044	118.7	***1:59.314***	**(1)**	***110.44***		***20:27:32.203***
3 -	36.088	***150.4***	58.564	154.6	25.524	108.0	2:00.176	**(3)**	109.65	0.862	20:29:32.379
4 -	38.056	150.1	58.069	***156.4***	25.685	118.7	2:01.810		108.18	2.496	20:31:34.189
5 -	36.305	149.1	1:17.854	146.2	27.719	110.1	2:21.878		92.88	22.564	20:33:56.067
6 -	37.506	149.1	59.058	154.2	25.690	113.9	2:02.254		107.79	2.940	20:35:58.321
7 -	37.963	***150.4***	58.483	154.6	25.018	119.6	2:01.464		108.49	2.150	20:37:59.785
8 -	36.899	149.7	58.225	154.6	25.100	***119.8***	2:00.224		109.61	0.910	20:40:00.009
9 -	36.222	149.7	59.027	154.6	***24.854***	119.6	2:00.103	**(2)**	109.72	0.789	20:42:00.112
10 -	***35.982***	***150.4***	58.113	153.5	IN PIT		1:59.983	**P**	109.83	0.669	20:44:00.095
11 -	OUTLAP	133.4	1:00.524	149.4	27.403	114.1	3:37.621		60.55	1:38.307	20:47:37.716
12 -	43.033	123.1	1:12.176	96.8	33.106	101.3	2:28.315		88.85	29.001	20:50:06.031
13 -	47.348	86.7	1:39.939	68.6	39.079	95.0	3:06.366		70.70	1:07.052	20:53:12.397
14 -	1:04.595	44.3	2:12.200	45.6	37.473	100.4	3:54.268		56.25	1:54.954	20:57:06.665

Weather / Track : Cloudy / Dry

Silverstone GP
Circuit Length = 3.6604 miles
Start: 20:23 Flag 20:56 End: 21:24

Silverstone Classic

Aston Martin Trophy for Masters Endurance Legends

RACE 12 - SECTOR ANALYSIS

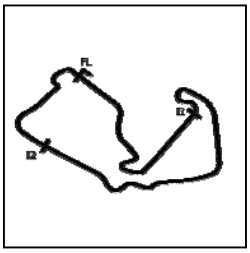

SECTOR 1 = FL to I1, SECTOR 2 = I1 to I2, SECTOR 3 = I2 to FL, DIFF = Difference To Personal Best Lap, P = Crossed Finish Line in Pit Lane, D = Time Disallowed

P10 65 G2/GT1 Massimiliano GIRARDO — Ferrari 550

IDEAL LAP TIME : 2:04.748 BEST LAP TIME : 2:05.551 DIFFERENCE : 0.803

LAP	SECTOR 1		SECTOR 2		SECTOR 3		LAP TIME		MPH	DIFF	TIME OF DAY
1 -		132.3	1:02.994	159.0	27.822	111.6	2:18.233		95.32	12.682	20:25:44.134
2 -	39.264	136.3	1:02.021	158.6	27.325	113.7	2:08.610		102.46	3.059	20:27:52.744
3 -	39.181	132.6	1:02.409	158.6	26.662	114.5	2:08.252		102.74	2.701	20:30:00.996
4 -	38.584	151.1	1:01.158	159.0	26.670	114.5	2:06.412	(3)	104.24	0.861	20:32:07.408
5 -	38.151	151.4	1:01.343	158.2	27.501	113.1	2:06.995		103.76	1.444	20:34:14.403
6 -	39.948	151.1	1:00.484	***160.9***	26.853	114.7	2:07.285		103.52	1.734	20:36:21.688
7 -	39.371	150.1	***1:00.196***	159.0	26.705	113.9	2:06.272	(2)	104.36	0.721	20:38:27.960
8 -	38.285	143.0	1:03.488	159.0	27.512	115.1	2:09.285		101.92	3.734	20:40:37.245
9 -	***38.021***	151.8	1:00.999	159.4	***26.531***	115.1	***2:05.551***	(1)	***104.95***		***20:42:42.796***
10 -	38.289	144.6	1:00.727	159.0	27.508	***115.5***	2:06.524		104.15	0.973	20:44:49.320
11 -	38.026	***153.5***	1:01.119	131.5	IN PIT		2:11.681	P	100.07	6.130	20:47:01.001
12 -	OUTLAP	102.1	1:02.181	150.1	27.492	111.4	3:35.177		61.24	1:29.626	20:50:36.178
13 -	38.348	147.4	1:21.718	79.8	37.692	81.8	2:37.758		83.53	32.207	20:53:13.936
14 -	1:06.224	42.3	2:13.175	49.4	35.482	97.5	3:54.881		56.10	1:49.330	20:57:08.817

P11 34 G3/P2 Francois PERRODO — Porsche RS Spyder

IDEAL LAP TIME : 1:55.353 BEST LAP TIME : 1:55.990 DIFFERENCE : 0.637

LAP	SECTOR 1		SECTOR 2		SECTOR 3		LAP TIME		MPH	DIFF	TIME OF DAY
1 -	45.965	123.8	1:02.433	158.6	25.765	108.7	3:13.578		68.07	1:17.588	20:26:39.479
2 -	36.270	154.6	56.830	159.4	24.534	117.7	1:57.634		112.02	1.644	20:28:37.113
3 -	35.771	155.3	56.970	159.7	24.468	120.0	1:57.209	(3)	112.42	1.219	20:30:34.322
4 -	36.695	151.8	55.683	***160.5***	25.406	121.3	1:57.784		111.88	1.794	20:32:32.106
5 -	***35.413***	154.9	57.108	159.7	***24.353***	120.0	1:56.874	(2)	112.75	0.884	20:34:28.980
6 -	35.422	154.2	1:01.755	158.6	25.297	119.4	2:02.474		107.59	6.484	20:36:31.454
7 -	36.787	151.4	57.185	159.4	24.583	121.3	1:58.555		111.15	2.565	20:38:30.009
8 -	37.388	153.5	59.175	159.4	24.458	***122.2***	2:01.021		108.88	5.031	20:40:31.030
9 -	35.531	155.7	55.769	***160.5***	24.690	121.7	***1:55.990***	(1)	***113.61***		***20:42:27.020***
10 -	35.687	***156.0***	***55.587***	156.0	IN PIT		2:00.870	P	109.02	4.880	20:44:27.890
11 -	OUTLAP	58.4	1:51.822	61.0	44.938	67.9	4:54.855		44.69	2:58.865	20:49:22.745
12 -	1:09.674	62.6	1:43.134	66.7	40.521	66.3	3:33.329		61.77	1:37.339	20:52:56.074
13 -	1:02.916	66.7	2:00.634	28.7	52.068	112.0	3:55.618		55.92	1:59.628	20:56:51.692

P12 25 G2/P2 Mike NEWTON — MG Lola EX257

IDEAL LAP TIME : 1:59.665 BEST LAP TIME : 1:59.843 DIFFERENCE : 0.178

LAP	SECTOR 1		SECTOR 2		SECTOR 3		LAP TIME		MPH	DIFF	TIME OF DAY
1 -				***163.6***	***25.692***	***120.4***	2:04.885	(3)	105.51	5.042	20:25:30.786
2 -	36.392	***156.0***	***57.742***	***163.6***	25.709	***120.4***	***1:59.843***	(1)	***109.95***		***20:27:30.629***
3 -	***36.231***	***156.0***	59.056	162.8	26.781	110.1	2:02.068	(2)	107.95	2.225	20:29:32.697
4 -	38.997	149.1	1:01.704	162.8	26.911	108.2	2:07.612		103.26	7.769	20:31:40.309
5 -	39.798	152.5	1:01.039	162.8	27.615	106.5	2:08.452		102.58	8.609	20:33:48.761
6 -	40.048	148.4	1:01.271	162.0	27.820	105.5	2:09.139		102.04	9.296	20:35:57.900
7 -	40.460	148.4	1:02.774	156.4	28.080	108.7	2:11.314		100.35	11.471	20:38:09.214
8 -	41.861	139.2	1:01.449	162.8	27.179	111.2	2:10.489		100.98	10.646	20:40:19.703
9 -	39.850	145.8	1:02.566	157.9	IN PIT		2:10.531	P	100.95	10.688	20:42:30.234
10 -	OUTLAP	142.1	1:00.412	162.8	28.020	95.5	3:33.113		61.83	1:33.270	20:46:03.347
11 -	45.979	99.8	1:49.196	60.1	44.752	67.3	3:19.927		65.91	1:20.084	20:49:23.274
12 -	1:09.864	60.6	1:43.276	70.3	40.075	70.3	3:33.215		61.80	1:33.372	20:52:56.489
13 -	1:03.248	61.7	2:00.799	27.6	52.658	107.5	3:56.705		55.67	1:56.862	20:56:53.194

Weather / Track : Cloudy / Dry

Silverstone GP
Circuit Length = 3.6604 miles
Start: 20:23 Flag 20:56 End: 21:24

Silverstone Classic

Aston Martin Trophy for Masters Endurance Legends

RACE 12 - SECTOR ANALYSIS

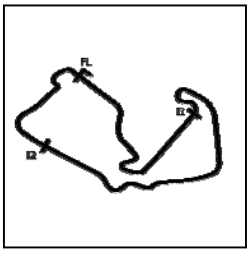

SECTOR 1 = FL to I1, SECTOR 2 = I1 to I2, SECTOR 3 = I2 to FL, DIFF = Difference To Personal Best Lap, P = Crossed Finish Line in Pit Lane, D = Time Disallowed

P13 55 Inv SCOTT / WILLIAMS — Ferrari 458 GT3

IDEAL LAP TIME : 2:02.870 BEST LAP TIME : 2:02.886 DIFFERENCE : 0.016

LAP	SECTOR 1		SECTOR 2		SECTOR 3		LAP TIME	MPH	DIFF	TIME OF DAY
1 -		147.8	1:02.454	153.2	26.478	110.9	2:13.344	98.82	10.458	20:25:39.245
2 -	37.990	149.1	1:02.432	152.8	26.898	110.1	2:07.320	103.50	4.434	20:27:46.565
3 -	37.895	149.7	1:01.924	153.5	26.431	111.6	2:06.250	104.37	3.364	20:29:52.815
4 -	38.486	149.1	1:01.888	153.5	26.391	112.7	2:06.765	103.95	3.879	20:31:59.580
5 -	37.768	150.1	1:01.731	***154.2***	26.024	112.4	2:05.523	104.98	2.637	20:34:05.103
6 -	38.181	148.1	1:00.848	153.9	25.918	114.5	2:04.947	105.46	2.061	20:36:10.050
7 -	***37.256***	149.7	59.906	153.9	***25.724***	***115.1***	***2:02.886*** **(1)**	***107.23***		***20:38:12.936***
8 -	37.889	147.8	1:00.093	153.9	25.757	114.5	2:03.739 **(3)**	106.49	0.853	20:40:16.675
9 -	37.285	150.1	***59.890***	153.9	26.542	111.2	2:03.717 **(2)**	106.51	0.831	20:42:20.392
10 -	37.419	***150.4***	1:00.182	153.5	IN PIT		2:05.571 **P**	104.94	2.685	20:44:25.963
11 -	OUTLAP	109.2	1:28.196	71.1	45.306	74.5	5:00.777	43.81	2:57.891	20:49:26.740
12 -	1:08.624	68.0	1:43.376	67.2	41.851	70.0	3:33.851	61.62	1:30.965	20:53:00.591
13 -	1:01.420	65.6	2:01.859	25.9	53.472	87.9	3:56.751	55.66	1:53.865	20:56:57.342

P14 007 Inv LIENAU / GRANT — Aston Martin Vantage V12

IDEAL LAP TIME : 2:04.396 BEST LAP TIME : 2:05.489 DIFFERENCE : 1.093

LAP	SECTOR 1		SECTOR 2		SECTOR 3		LAP TIME	MPH	DIFF	TIME OF DAY
1 -		141.2	1:03.656	151.4	28.355	107.0	2:17.997	95.49	12.508	20:25:43.898
2 -	39.022	147.8	1:01.368	157.1	26.788	110.7	2:07.178	103.61	1.689	20:27:51.076
3 -	40.520	149.4	1:03.431	157.9	27.118	108.7	2:11.069	100.54	5.580	20:30:02.145
4 -	38.581	147.8	1:01.056	157.5	26.838	111.4	2:06.475 **(3)**	104.19	0.986	20:32:08.620
5 -	38.160	151.4	1:00.509	***158.6***	26.820	111.8	***2:05.489*** **(1)**	***105.01***		***20:34:14.109***
6 -	40.598	150.4	1:00.686	***158.6***	26.981	***112.5***	2:08.265	102.73	2.776	20:36:22.374
7 -	39.643	150.8	***1:00.341***	157.9	26.491	111.2	2:06.475 **(3)**	104.19	0.986	20:38:28.849
8 -	38.386	152.1	1:01.192	157.1	***26.429***	111.8	2:06.007 **(2)**	104.57	0.518	20:40:34.856
9 -	***37.626***	***152.8***	1:00.915	156.0	IN PIT		2:05.507 **P**	104.99	0.018	20:42:40.363
10 -	OUTLAP	127.8	1:09.798	102.1	41.025	80.9	4:18.622	50.95	2:13.133	20:46:58.985
11 -	44.723	113.3	1:11.310	132.1	32.550	76.2	2:28.583	88.68	23.094	20:49:27.568
12 -	1:09.111	73.0	1:42.695	68.8	41.865	69.8	3:33.671	61.67	1:28.182	20:53:01.239
13 -	1:01.768	61.7	2:02.377	24.1	52.557	87.7	3:56.702	55.67	1:51.213	20:56:57.941

P15 145 Inv Will GOFF — Porsche 997 GT3 RSR

IDEAL LAP TIME : 2:11.198 BEST LAP TIME : 2:11.955 DIFFERENCE : 0.757

LAP	SECTOR 1		SECTOR 2		SECTOR 3		LAP TIME	MPH	DIFF	TIME OF DAY
1 -		139.2	1:04.865	149.7	28.307	105.3	2:21.720	92.98	9.765	20:25:47.621
2 -	40.512	144.6	1:04.408	***151.1***	28.236	105.5	2:13.156 **(3)**	98.96	1.201	20:28:00.777
3 -	***39.528***	144.3	1:04.544	150.8	28.366	***108.2***	2:12.438 **(2)**	99.50	0.483	20:30:13.215
4 -	39.659	***145.8***	***1:03.799***	150.1	28.497	106.3	***2:11.955*** **(1)**	***99.86***		***20:32:25.170***
5 -	39.690	144.9	1:06.076	150.1	***27.871***	107.5	2:13.637	98.60	1.682	20:34:38.807
6 -	39.673	***145.8***	1:05.892	149.1	28.324	108.0	2:13.889	98.42	1.934	20:36:52.696
7 -	40.137	144.0	1:05.746	149.4	28.552	105.6	2:14.435	98.02	2.480	20:39:07.131
8 -	40.889	140.9	1:05.048	149.7	IN PIT		2:17.174 **P**	96.06	5.219	20:41:24.305
9 -	OUTLAP	142.4	1:04.446	144.9	28.353	107.2	3:43.722	58.90	1:31.767	20:45:08.027
10 -	40.093	143.0	1:07.587	142.4	30.133	100.7	2:17.813	95.62	5.858	20:47:25.840
11 -	44.977	117.7	1:13.380	127.8	33.146	96.6	2:31.503	86.98	19.548	20:49:57.343
12 -	46.802	103.8	1:40.207	62.0	40.132	83.8	3:07.141	70.41	55.186	20:53:04.484
13 -	1:02.756	48.2	2:04.433	24.5	48.882	94.2	3:56.071	55.82	1:44.116	20:57:00.555

Weather / Track : Cloudy / Dry

Silverstone GP
Circuit Length = 3.6604 miles
Start: 20:23 Flag 20:56 End: 21:24

Silverstone Classic

Aston Martin Trophy for Masters Endurance Legends

RACE 12 - SECTOR ANALYSIS

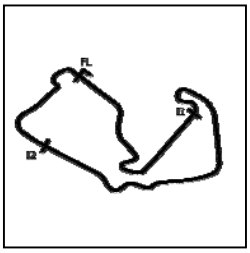

SECTOR 1 = FL to I1, SECTOR 2 = I1 to I2, SECTOR 3 = I2 to FL, DIFF = Difference To Personal Best Lap, P = Crossed Finish Line in Pit Lane, D = Time Disallowed

P16 20 G2/P2 Pierre BRUNEAU — Pilbeam MP91

IDEAL LAP TIME : 2:09.117 BEST LAP TIME : 2:09.140 DIFFERENCE : 0.023

LAP	SECTOR 1		SECTOR 2		SECTOR 3		LAP TIME		MPH	DIFF	TIME OF DAY
1 -		124.5	1:07.219	142.4	27.507	***108.5***	2:39.577		82.57	30.437	20:26:05.478
2 -	40.518	136.9	1:04.744	142.1	27.491	105.5	2:12.753		99.26	3.613	20:28:18.231
3 -	40.675	136.3	1:04.252	142.7	27.538	103.7	2:12.465		99.48	3.325	20:30:30.696
4 -	41.170	133.9	1:04.057	141.8	27.667	107.8	2:12.894		99.16	3.754	20:32:43.590
5 -	40.108	137.7	1:03.383	142.1	27.157	106.6	2:10.648	**(2)**	100.86	1.508	20:34:54.238
6 -	***39.044***	***139.8***	1:03.071	***143.7***	***27.025***	105.3	***2:09.140***	**(1)**	***102.04***		***20:37:03.378***
7 -	40.502	135.0	1:03.899	140.9	27.392	106.3	2:11.793		99.98	2.653	20:39:15.171
8 -	39.968	135.0	***1:03.048***	***143.7***	28.143	104.2	2:11.159	**(3)**	100.47	2.019	20:41:26.330
9 -	42.708	135.0	1:05.313	142.1	27.827	106.5	2:15.848		97.00	6.708	20:43:42.178
10 -	40.341	135.0	1:06.275	137.7	IN PIT		2:15.996	**P**	96.89	6.856	20:45:58.174
11 -	OUTLAP	132.6	1:12.759	127.3	33.240	97.1	3:59.765		54.96	1:50.625	20:49:57.939
12 -	46.711	96.5	1:40.702	60.0	39.963	84.5	3:07.376		70.32	58.236	20:53:05.315
13 -	1:02.675	51.0	2:05.136	25.8	48.017	95.3	3:55.828		55.87	1:46.688	20:57:01.143

P17 19 G2/P2 WATTS / GIORDANELLI — Lola B2K/40

IDEAL LAP TIME : 2:08.602 BEST LAP TIME : 2:10.121 DIFFERENCE : 1.519

LAP	SECTOR 1		SECTOR 2		SECTOR 3		LAP TIME		MPH	DIFF	TIME OF DAY
1 -		127.8	1:08.171	144.9	28.219	107.2	2:40.960		81.86	30.839	20:26:06.861
2 -	40.317	139.5	1:05.091	145.2	27.675	109.6	2:13.083		99.01	2.962	20:28:19.944
3 -	40.054	140.9	1:04.065	***146.8***	27.988	***111.2***	2:12.107		99.75	1.986	20:30:32.051
4 -	44.065	140.6	1:04.204	144.3	***27.109***	110.9	2:15.378		97.34	5.257	20:32:47.429
5 -	40.090	118.5	1:03.635	***146.8***	27.694	106.0	2:11.419		100.27	1.298	20:34:58.848
6 -	***38.967***	141.8	1:03.772	145.5	27.382	106.6	***2:10.121***	**(1)**	***101.27***		***20:37:08.969***
7 -	39.973	140.9	1:02.553	145.5	27.698	105.1	2:10.224	**(2)**	101.19	0.103	20:39:19.193
8 -	40.761	***142.4***	1:02.860	144.3	27.340	109.6	2:10.961		100.62	0.840	20:41:30.154
9 -	39.778	141.8	1:03.316	146.2	27.539	108.7	2:10.633	**(3)**	100.87	0.512	20:43:40.787
10 -	39.469	***142.4***	***1:02.526***	***146.8***	IN PIT		2:09.317	**P**	101.90		20:45:50.104
11 -	OUTLAP	134.4	1:12.361	120.2	33.370	99.7	4:09.509		52.81	1:59.388	20:49:59.613
12 -	48.093	96.4	1:39.141	49.4	39.888	84.4	3:07.122		70.42	57.001	20:53:06.735
13 -	1:03.056	51.8	2:07.682	21.7	44.844	95.7	3:55.582		55.93	1:45.461	20:57:02.317

P18 60 G2/GT2 Steve SOPER — BMW M3

IDEAL LAP TIME : 2:13.080 BEST LAP TIME : 2:13.265 DIFFERENCE : 0.185

LAP	SECTOR 1		SECTOR 2		SECTOR 3		LAP TIME		MPH	DIFF	TIME OF DAY
1 -		138.3	1:05.082	144.9	28.127	104.0	2:27.162		89.54	13.897	20:25:53.063
2 -	40.607	139.5	***1:04.596***	145.2	28.062	104.3	***2:13.265***	**(1)**	***98.88***		***20:28:06.328***
3 -	***40.534***	139.2	1:05.597	144.9	***27.950***	104.8	2:14.081		98.28	0.816	20:30:20.409
4 -	40.672	139.5	1:05.003	145.2	28.257	104.3	2:13.932	**(2)**	98.39	0.667	20:32:34.341
5 -	41.639	139.2	1:04.871	145.2	27.980	***106.0***	2:14.490		97.98	1.225	20:34:48.831
6 -	40.946	139.8	1:04.872	145.5	28.206	104.2	2:14.024	**(3)**	98.32	0.759	20:37:02.855
7 -	41.906	140.3	1:05.075	145.2	28.781	105.6	2:15.762		97.06	2.497	20:39:18.617
8 -	40.919	***140.6***	1:05.132	***145.8***	IN PIT		2:16.944	**P**	96.22	3.679	20:41:35.561
9 -	OUTLAP	139.8	1:04.759	145.2	28.239	***106.0***	3:39.750		59.96	1:26.485	20:45:15.311
10 -	40.940	123.8	1:08.030	143.7	29.147	104.8	2:18.117		95.41	4.852	20:47:33.428
11 -	42.408	109.2	1:12.207	106.3	33.888	101.0	2:28.503		88.73	15.238	20:50:01.931
12 -	47.148	91.9	1:39.523	55.8	39.369	75.5	3:06.040		70.83	52.775	20:53:07.971
13 -	1:04.083	46.5	2:08.718	37.5	42.303	101.9	3:55.104		56.05	1:41.839	20:57:03.075

Weather / Track : Cloudy / Dry

Silverstone GP
Circuit Length = 3.6604 miles
Start: 20:23 Flag 20:56 End: 21:24

Silverstone Classic

Aston Martin Trophy for Masters Endurance Legends

RACE 12 - SECTOR ANALYSIS

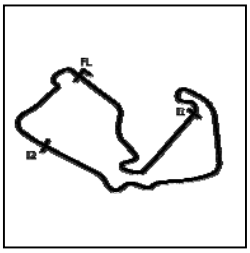

SECTOR 1 = FL to I1, SECTOR 2 = I1 to I2, SECTOR 3 = I2 to FL, DIFF = Difference To Personal Best Lap, P = Crossed Finish Line in Pit Lane, D = Time Disallowed

P19 4 Inv Michael BROWN Aston Martin Vantage GT4

IDEAL LAP TIME : BEST LAP TIME : 2:19.554 DIFFERENCE :

LAP	SECTOR 1	SECTOR 2	SECTOR 3	LAP TIME	MPH	DIFF	TIME OF DAY
1 -				3:25.036	64.27	1:05.482	20:26:50.937
2 -				2:22.508	92.47	2.954	20:29:13.445
3 -				2:23.916	91.56	4.362	20:31:37.361
4 -				2:24.021	91.49	4.467	20:34:01.382
5 -				***2:19.554*** **(1)**	***94.42***		***20:36:20.936***
6 -				2:23.615	91.75	4.061	20:38:44.551
7 -			***IN PIT***	2:20.631 **P**	93.70	1.077	20:41:05.182
8 -				3:45.912	58.33	1:26.358	20:44:51.094
9 -				2:20.030 **(2)**	94.10	0.476	20:47:11.124
10 -				2:21.533 **(3)**	93.10	1.979	20:49:32.657
11 -				3:29.837	62.80	1:10.283	20:53:02.494
12 -				3:56.481	55.72	1:36.927	20:56:58.975

P20 93 G3/GT2 Colin SOWTER Aston Martin GT2

IDEAL LAP TIME : 2:18.131 BEST LAP TIME : 2:19.110 DIFFERENCE : 0.979

LAP	SECTOR 1		SECTOR 2		SECTOR 3		LAP TIME	MPH	DIFF	TIME OF DAY
1 -		***139.5***	1:07.212	144.6	29.493	99.8	2:38.085	83.35	18.975	20:26:03.986
2 -	***41.811***	138.0	1:09.519	144.0	29.536	99.5	2:20.866 **(3)**	93.54	1.756	20:28:24.852
3 -	42.391	137.7	1:08.063	143.0	29.734	100.3	2:20.188 **(2)**	94.00	1.078	20:30:45.040
4 -	42.360	135.8	1:07.518	143.7	IN PIT		2:20.924 **P**	93.50	1.814	20:33:05.964
5 -	OUTLAP	134.4	1:08.705	144.9	29.243	100.7	3:11.183	68.92	52.073	20:36:17.147
6 -	44.814	125.6	1:08.357	144.6	30.273	101.2	2:23.444	91.86	4.334	20:38:40.591
7 -	45.914	136.1	1:10.244	143.7	IN PIT		2:25.126 **P**	90.80	6.016	20:41:05.717
8 -	OUTLAP	133.9	1:07.266	144.0	***29.170***	***104.2***	3:51.772	56.85	1:32.662	20:44:57.489
9 -	41.831	138.9	***1:07.150***	140.9	30.129	96.9	***2:19.110*** **(1)**	***94.72***		***20:47:16.599***
10 -	43.176	135.8	1:07.684	***145.2***	30.415	98.8	2:21.275	93.27	2.165	20:49:37.874
11 -	1:01.827	58.3	1:42.691	55.7	40.970	74.8	3:25.488	64.12	1:06.378	20:53:03.362
12 -	1:01.897	57.7	2:03.693	23.8	50.660	91.0	3:56.250	55.77	1:37.140	20:56:59.612

P21 44 Inv Desmond SMAIL Aston Martin Vantage GT4

IDEAL LAP TIME : 2:20.521 BEST LAP TIME : 2:21.790 DIFFERENCE : 1.269

LAP	SECTOR 1		SECTOR 2		SECTOR 3		LAP TIME	MPH	DIFF	TIME OF DAY
1 -	45.129	132.8	1:10.067	138.0	30.044	96.2	3:23.335	64.80	1:01.545	20:26:49.236
2 -	43.742	132.8	1:09.173	136.6	29.987	94.3	2:22.902 **(3)**	92.21	1.112	20:29:12.138
3 -	44.355	133.1	1:09.705	135.5	30.863	93.0	2:24.923	90.92	3.133	20:31:37.061
4 -	45.749	131.0	1:10.465	138.0	***29.098***	***98.5***	2:25.312	90.68	3.522	20:34:02.373
5 -	43.204	***136.1***	1:08.724	***139.5***	31.814	96.9	2:23.742	91.67	1.952	20:36:26.115
6 -	43.358	131.5	1:09.722	138.6	29.589	96.0	2:22.669 **(2)**	92.36	0.879	20:38:48.784
7 -	43.491	134.2	***1:08.290***	***139.5***	31.380	95.1	2:23.161	92.04	1.371	20:41:11.945
8 -	43.305	134.2	1:08.481	136.3	30.004	97.1	***2:21.790*** **(1)**	***92.93***		***20:43:33.735***
9 -	***43.133***	135.2	1:10.069	137.7	IN PIT		2:20.582 **P**	93.73		20:45:54.317
10 -	OUTLAP	124.9	1:13.352	128.0	33.185	94.7	4:02.377	54.36	1:40.587	20:49:56.694
11 -	46.282	112.9	1:40.071	55.2	40.729	82.5	3:07.082	70.43	45.292	20:53:03.776
12 -	1:02.292	52.2	2:04.003	24.9	49.873	93.7	3:56.168	55.79	1:34.378	20:56:59.944

Weather / Track : Cloudy / Dry

Silverstone GP
Circuit Length = 3.6604 miles
Start: 20:23 Flag 20:56 End: 21:24

Silverstone Classic

Aston Martin Trophy for Masters Endurance Legends

RACE 12 - SECTOR ANALYSIS

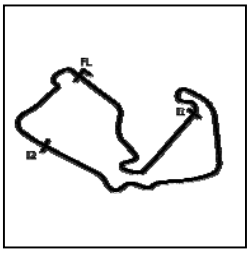

SECTOR 1 = FL to I1, SECTOR 2 = I1 to I2, SECTOR 3 = I2 to FL, DIFF = Difference To Personal Best Lap, P = Crossed Finish Line in Pit Lane, D = Time Disallowed

P22 94 G2/GT2 Janos SANTA — Ferrari 360 GT

IDEAL LAP TIME : 2:21.992 BEST LAP TIME : 2:22.262 DIFFERENCE : 0.270

LAP	SECTOR 1		SECTOR 2		SECTOR 3		LAP TIME		MPH	DIFF	TIME OF DAY
1 -	46.500	118.5	1:11.109	***146.8***	30.665	97.9	3:26.918		63.68	1:04.656	20:26:52.819
2 -	44.099	118.9	1:11.276	138.0	31.295	92.9	2:26.670		89.84	4.408	20:29:19.489
3 -	44.443	136.9	1:11.710	132.8	30.045	100.6	2:26.198		90.13	3.936	20:31:45.687
4 -	43.799	***137.5***	1:12.270	143.0	30.563	100.9	2:26.632		89.86	4.370	20:34:12.319
5 -	44.421	136.9	1:11.545	145.5	30.133	97.8	2:26.099		90.19	3.837	20:36:38.418
6 -	44.249	116.7	1:09.877	145.5	31.500	100.3	2:25.626	**(3)**	90.49	3.364	20:39:04.044
7 -	43.895	127.0	1:09.378	144.6	31.315	100.7	2:24.588	**(2)**	91.14	2.326	20:41:28.632
8 -	43.291	***137.5***	***1:09.153***	140.6	***29.818***	***101.8***	***2:22.262***	**(1)**	***92.63***		***20:43:50.894***
9 -	***43.021***	122.0	1:11.415	133.6	IN PIT		2:31.548	**P**	86.95	9.286	20:46:22.442
10 -	OUTLAP	104.5	1:13.539	116.7	32.171	96.9	4:48.950		45.60	2:26.688	20:51:11.392
11 -	46.591	115.5	1:10.959	130.5	31.436	99.7	2:28.986		88.44	6.724	20:53:40.378
12 -	44.746	86.0	2:13.492	48.5	34.752	80.3	3:32.990		61.87	1:10.728	20:57:13.368

P23 8 G3/P1 Kriton LENDOUDIS — Peugeot 908

IDEAL LAP TIME : 1:52.087 BEST LAP TIME : 1:52.792 DIFFERENCE : 0.705

LAP	SECTOR 1		SECTOR 2		SECTOR 3		LAP TIME		MPH	DIFF	TIME OF DAY
1 -				167.7	24.526	126.1	1:58.444		111.25	5.652	20:25:24.345
2 -	35.635	162.0	55.087	169.4	23.931	128.5	1:54.653		114.93	1.861	20:27:18.998
3 -	34.777	160.5	55.878	168.1	24.635	123.1	1:55.290		114.30	2.498	20:29:14.288
4 -	35.638	164.0	54.704	168.6	***23.744***	130.3	1:54.086		115.50	1.294	20:31:08.374
5 -	34.289	***165.6***	***54.334***	***169.8***	24.615	129.0	1:53.238	**(2)**	116.37	0.446	20:33:01.612
6 -	***34.009***	164.8	54.982	167.7	23.801	119.1	***1:52.792***	**(1)**	***116.83***		***20:34:54.404***
7 -	34.609	162.0	54.874	167.3	24.284	***130.5***	1:53.767	**(3)**	115.83	0.975	20:36:48.171
8 -	34.265	162.8	54.851	166.5	25.589	122.4	1:54.705		114.88	1.913	20:38:42.876
9 -	39.113	160.1	54.634	168.1	23.882	127.5	1:57.629		112.02	4.837	20:40:40.505
10 -	34.934	164.0	55.696	166.1	IN PIT		1:56.320	**P**	113.28	3.528	20:42:36.825
11 -	OUTLAP	163.2	55.025	167.3	23.826	117.1	3:26.618		63.77	1:33.826	20:46:03.443

P24 116 G3/P1 Emmanuel COLLARD — Pescarolo LMP1

IDEAL LAP TIME : 1:49.623 BEST LAP TIME : 1:49.786 DIFFERENCE : 0.163

LAP	SECTOR 1		SECTOR 2		SECTOR 3		LAP TIME		MPH	DIFF	TIME OF DAY
1 -				170.3	23.280	129.0	1:52.111		117.54	2.325	20:25:18.012
2 -	33.626	166.5	52.967	170.7	23.193	128.8	***1:49.786***	**(1)**	***120.03***		***20:27:07.798***
3 -	33.651	167.7	53.668	170.7	23.327	130.0	1:50.646		119.09	0.860	20:28:58.444
4 -	33.647	167.3	53.187	170.7	23.310	128.8	1:50.144	**(2)**	119.64	0.358	20:30:48.588
5 -	33.958	168.1	53.127	170.7	23.261	129.0	1:50.346	**(3)**	119.42	0.560	20:32:38.934
6 -	33.915	168.1	54.594	171.1	***23.176***	128.3	1:51.685		117.99	1.899	20:34:30.619
7 -	33.758	168.1	54.368	***171.6***	23.810	119.6	1:51.936		117.72	2.150	20:36:22.555
8 -	35.161	166.9	53.039	171.1	23.317	129.0	1:51.517		118.16	1.731	20:38:14.072
9 -	34.380	166.9	***52.940***	171.1	23.393	130.0	1:50.713		119.02	0.927	20:40:04.785
10 -	***33.507***	168.1	53.501	171.1	IN PIT		1:51.925	**P**	117.73	2.139	20:41:56.710
11 -	OUTLAP	***168.6***	53.498	171.1	23.229	***131.0***	4:08.623		53.00	2:18.837	20:46:05.333

Weather / Track : Cloudy / Dry

Silverstone GP
Circuit Length = 3.6604 miles
Start: 20:23 Flag 20:56 End: 21:24

Silverstone Classic

Aston Martin Trophy for Masters Endurance Legends

RACE 12 - SECTOR ANALYSIS

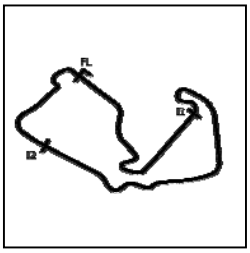

SECTOR 1 = FL to I1, SECTOR 2 = I1 to I2, SECTOR 3 = I2 to FL, DIFF = Difference To Personal Best Lap, P = Crossed Finish Line in Pit Lane, D = Time Disallowed

P25 95 G2/GT2 Ollie HANCOCK — TVR T400 R

IDEAL LAP TIME : 2:09.314 BEST LAP TIME : 2:09.436 DIFFERENCE : 0.122

LAP	SECTOR 1		SECTOR 2		SECTOR 3		LAP TIME		MPH	DIFF	TIME OF DAY
1 -		140.6	1:04.015	***146.5***	27.710	***107.2***	2:20.565		93.74	11.129	20:25:46.466
2 -	***39.099***	***141.8***	***1:02.925***	144.9	27.412	105.6	***2:09.436***	**(1)**	***101.80***		***20:27:55.902***
3 -	39.153	141.5	1:03.530	144.9	***27.290***	106.5	2:09.973	**(2)**	101.38	0.537	20:30:05.875
4 -	39.185	141.5	1:10.668	136.6	34.475	66.2	2:24.328		91.30	14.892	20:32:30.203
5 -	50.634	113.1	1:38.738	127.3	IN PIT		3:02.404	**P**	72.24	52.968	20:35:32.607
6 -	OUTLAP	131.0	1:04.409	143.3	27.360	105.8	7:32.891		29.09	5:23.455	20:43:05.498
7 -	40.045	141.2	1:03.194	144.3	27.301	***107.2***	2:10.540	**(3)**	100.94	1.104	20:45:16.038
8 -	39.459	116.9	1:06.194	143.3	27.743	103.0	2:13.396		98.78	3.960	20:47:29.434
9 -	45.739	116.3	1:11.909	112.9	33.535	95.5	2:31.183		87.16	21.747	20:50:00.617
10 -	47.715	92.5	1:39.531	51.5	39.710	73.7	3:06.956		70.48	57.520	20:53:07.573
11 -	1:03.272	50.8	2:07.771	21.3	43.874	97.5	3:54.917		56.09	1:45.481	20:57:02.490

P26 52 G2/GT2 Stephan JOCHER — Porsche 996 GT3 RSR

IDEAL LAP TIME : 2:11.192 BEST LAP TIME : 2:12.639 DIFFERENCE : 1.447

LAP	SECTOR 1		SECTOR 2		SECTOR 3		LAP TIME		MPH	DIFF	TIME OF DAY
1 -	OUTLAP	140.6	1:04.181	152.1	29.077	102.6	2:21.415		93.18	8.776	20:25:47.316
2 -	40.452	147.1	1:04.080	152.5	***28.107***	102.9	***2:12.639***	**(1)**	***99.35***		***20:27:59.955***
3 -	39.924	***147.8***	1:04.431	152.1	28.293	104.3	2:12.648	**(2)**	99.34	0.009	20:30:12.603
4 -	41.732	146.8	1:04.422	151.8	28.224	98.8	2:14.378		98.06	1.739	20:32:26.981
5 -	40.633	141.5	1:05.328	152.8	28.244	***106.8***	2:14.205	**(3)**	98.19	1.566	20:34:41.186
6 -	40.614	146.8	1:05.984	151.4	28.280	104.6	2:14.878		97.70	2.239	20:36:56.064
7 -	41.837	141.2	1:11.457	146.2	28.249	106.1	2:21.543		93.10	8.904	20:39:17.607
8 -	***39.841***	147.4	***1:03.244***	***153.9***	IN PIT		2:12.734	**P**	99.27	0.095	20:41:30.341

P27 99 G3/P1 Jamie CONSTABLE — Pescarolo LMP1

IDEAL LAP TIME : BEST LAP TIME : 1:55.944 DIFFERENCE :

LAP	SECTOR 1	SECTOR 2	SECTOR 3	LAP TIME		MPH	DIFF	TIME OF DAY
1 -				17:43.604		12.38	15:47.660	20:41:09.505
2 -				1:58.474	**(2)**	111.22	2.530	20:43:07.979
3 -				***1:55.944***	**(1)**	***113.65***		***20:45:03.923***
4 -			***IN PIT***	1:52.884	**P**	116.73		20:46:56.807
5 -				4:23.587		49.99	2:27.643	20:51:20.394
6 -				2:20.314	**(3)**	93.91	24.370	20:53:40.708
7 -				3:32.787		61.92	1:36.843	20:57:13.495

P28 73 G2/GT2 Steve HYDE — Morgan Aero 8 GTN

IDEAL LAP TIME : 2:54.638 BEST LAP TIME : 3:13.779 DIFFERENCE : 19.141

LAP	SECTOR 1		SECTOR 2		SECTOR 3		LAP TIME		MPH	DIFF	TIME OF DAY
1 -		***94.1***	***1:21.460***	***101.6***	***35.440***	***73.0***	***3:13.779***	**(1)**	***68.00***		***20:26:39.680***
2 -	***57.738***	89.2	35:52.548	26.9	IN PIT		38:30.884	**P**	5.70	35:17.104	21:05:10.564

Weather / Track : Cloudy / Dry

Silverstone GP
Circuit Length = 3.6604 miles
Start: 20:23 Flag 20:56 End: 21:24

Silverstone Classic

Aston Martin Trophy for Masters Endurance Legends

RACE 12 - BEST SECTORS

	SECTOR 1			SECTOR 2			SECTOR 3		
POS	NO	NAME	TIME	NO	NAME	TIME	NO	NAME	TIME
1	008	D'ANSEMBOURG	32.949	10	KENNARD / CANTII	52.660	10	KENNARD / CANTII	22.888
2	10	KENNARD / CANTII	33.109	116	COLLARD	52.940	008	D'ANSEMBOURG	23.173
3	116	COLLARD	33.507	008	D'ANSEMBOURG	53.338	116	COLLARD	23.176
4	7	PORTER	33.826	16	TANDY	53.425	7	PORTER	23.201
5	16	TANDY	33.869	7	PORTER	54.175	16	TANDY	23.261
6	8	LENDOUDIS	34.009	8	LENDOUDIS	54.334	8	LENDOUDIS	23.744
7	6	COTTINGHAM	34.489	6	COTTINGHAM	54.937	6	COTTINGHAM	24.018
8	34	PERRODO	35.413	34	PERRODO	55.587	34	PERRODO	24.353
9	45	FRIESER	35.982	9	LYNN	57.296	24	FURNESS	24.784
10	9	LYNN	36.198	24	FURNESS	57.541	45	FRIESER	24.854
11	25	NEWTON	36.231	25	NEWTON	57.742	46	HIGSON	25.014
12	46	HIGSON	36.306	46	HIGSON	57.873	9	LYNN	25.301
13	24	FURNESS	36.373	45	FRIESER	57.926	25	NEWTON	25.692
14	55	SCOTT / WILLIAMS	37.256	55	SCOTT / WILLIAMS	59.890	55	SCOTT / WILLIAMS	25.724
15	007	LIENAU / GRANT	37.626	65	GIRARDO	1:00.196	007	LIENAU / GRANT	26.429
16	65	GIRARDO	38.021	007	LIENAU / GRANT	1:00.341	65	GIRARDO	26.531
17	19	WATTS / GIORDAN	38.967	19	WATTS / GIORDAN	1:02.526	20	BRUNEAU	27.025
18	20	BRUNEAU	39.044	95	HANCOCK	1:02.925	19	WATTS / GIORDAN	27.109
19	95	HANCOCK	39.099	20	BRUNEAU	1:03.048	95	HANCOCK	27.290
20	145	GOFF	39.528	52	JOCHER	1:03.244	145	GOFF	27.871
21	52	JOCHER	39.841	145	GOFF	1:03.799	60	SOPER	27.950
22	60	SOPER	40.534	60	SOPER	1:04.596	52	JOCHER	28.107
23	93	SOWTER	41.811	93	SOWTER	1:07.150	44	SMAIL	29.098
24	94	SANTA	43.021	44	SMAIL	1:08.290	93	SOWTER	29.170
25	44	SMAIL	43.133	94	SANTA	1:09.153	94	SANTA	29.818
26	73	HYDE	57.738	73	HYDE	1:21.460	73	HYDE	35.440
27									
28									

IDEAL / BEST COMPARISON					
POS	NO	NAME	IDEAL	BEST	DIFF
		PERFECT LAP	1:48.497		
1	10	KENNARD / CANTILL	1:48.657	1:48.793	0.136
2	008	D'ANSEMBOURG	1:49.460	1:50.531	1.071
3	116	COLLARD	1:49.623	1:49.786	0.163
4	16	TANDY	1:50.555	1:50.602	0.047
5	7	PORTER	1:51.202	1:52.610	1.408
6	8	LENDOUDIS	1:52.087	1:52.792	0.705
7	6	COTTINGHAM	1:53.444	1:53.447	0.003
8	34	PERRODO	1:55.353	1:55.990	0.637
9	24	FURNESS	1:58.698	1:59.357	0.659
10	45	FRIESER	1:58.762	1:59.314	0.552
11	9	LYNN	1:58.795	1:59.391	0.596
12	46	HIGSON	1:59.193	2:00.117	0.924
13	25	NEWTON	1:59.665	1:59.843	0.178
14	55	SCOTT / WILLIAMS	2:02.870	2:02.886	0.016
15	007	LIENAU / GRANT	2:04.396	2:05.489	1.093
16	65	GIRARDO	2:04.748	2:05.551	0.803
17	19	WATTS / GIORDANE	2:08.602	2:10.121	1.519
18	20	BRUNEAU	2:09.117	2:09.140	0.023
19	95	HANCOCK	2:09.314	2:09.436	0.122
20	52	JOCHER	2:11.192	2:12.639	1.447
21	145	GOFF	2:11.198	2:11.955	0.757
22	60	SOPER	2:13.080	2:13.265	0.185
23	93	SOWTER	2:18.131	2:19.110	0.979
24	44	SMAIL	2:20.521	2:21.790	1.269
25	94	SANTA	2:21.992	2:22.262	0.270
26	73	HYDE	2:54.638	3:13.779	19.141
27	4	BROWN		2:19.554	
28	99	CONSTABLE		1:55.944	

Weather / Track : Cloudy / Dry

Silverstone GP
Circuit Length = 3.6604 miles
Start: 20:23 Flag 20:56 End: 00:00

Results can be found at www.tsl-timing.com

Printed - 21:23 Saturday, 27 July 2019

Silverstone Classic

Aston Martin Trophy for Masters Endurance Legends

RACE 12 - BEST SPEEDS

	INTERMEDIATE 1			INTERMEDIATE 2			FINISH LINE		
POS	NO	NAME	MPH	NO	NAME	MPH	NO	NAME	MPH
1	7	PORTER	173.4	7	PORTER	179.9	008	D'ANSEMBOURG	133.6
2	008	D'ANSEMBOURG	171.1	008	D'ANSEMBOURG	174.3	7	PORTER	131.8
3	116	COLLARD	168.6	10	KENNARD / CANTILLON	172.5	116	COLLARD	131.0
4	10	KENNARD / CANTILLON	168.1	116	COLLARD	171.6	8	LENDOUDIS	130.5
5	8	LENDOUDIS	165.6	8	LENDOUDIS	169.8	10	KENNARD / CANTILLON	129.3
6	6	COTTINGHAM	164.4	6	COTTINGHAM	167.3	16	TANDY	126.8
7	16	TANDY	159.4	9	LYNN	165.6	34	PERRODO	122.2
8	9	LYNN	159.0	16	TANDY	163.6	46	HIGSON	121.1
9	34	PERRODO	156.0	25	NEWTON	163.6	24	FURNESS	120.9
10	25	NEWTON	156.0	65	GIRARDO	160.9	25	NEWTON	120.4
11	24	FURNESS	154.6	34	PERRODO	160.5	45	FRIESER	119.8
12	65	GIRARDO	153.5	24	FURNESS	159.4	9	LYNN	118.9
13	007	LIENAU / GRANT	152.8	007	LIENAU / GRANT	158.6	65	GIRARDO	115.5
14	46	HIGSON	151.1	45	FRIESER	156.4	55	SCOTT / WILLIAMS	115.1
15	45	FRIESER	150.4	46	HIGSON	154.6	007	LIENAU / GRANT	112.5
16	55	SCOTT / WILLIAMS	150.4	55	SCOTT / WILLIAMS	154.2	19	WATTS / GIORDANELLI	111.2
17	52	JOCHER	147.8	52	JOCHER	153.9	20	BRUNEAU	108.5
18	145	GOFF	145.8	145	GOFF	151.1	145	GOFF	108.2
19	19	WATTS / GIORDANELLI	142.4	19	WATTS / GIORDANELLI	146.8	95	HANCOCK	107.2
20	95	HANCOCK	141.8	94	SANTA	146.8	52	JOCHER	106.8
21	60	SOPER	140.6	95	HANCOCK	146.5	60	SOPER	106.0
22	20	BRUNEAU	139.8	60	SOPER	145.8	93	SOWTER	104.2
23	93	SOWTER	139.5	93	SOWTER	145.2	94	SANTA	101.8
24	94	SANTA	137.5	20	BRUNEAU	143.7	44	SMAIL	98.5
25	44	SMAIL	136.1	44	SMAIL	139.5	73	HYDE	73.0
26	73	HYDE	94.1	73	HYDE	101.6			
27									
28									

Weather / Track : Cloudy / Dry

Silverstone GP
Circuit Length = 3.6604 miles
Start: 20:23 Flag 20:56 End: 00:00

Results can be found at www.tsl-timing.com

Printed - 21:23 Saturday, 27 July 2019

Silverstone Classic

Aston Martin Trophy for Masters Endurance Legends

RACE 12 - STATISTICS

Competitors Started	28
Planned Start	2019-07-27 @ 20:10:00.000
Actual Start	2019-07-27 @ 20:23:25.900
Finish Time	2019-07-27 @ 20:56:50.682
Track Length	3.6604mi.
Total Laps	348
Total Distance Covered	1273.8531mi.

Session Fastest Lap History

NO	CL	NAME	LAP TIME	TIME OF DAY	LAP	VEHICLE
116	G3/P1	**Emmanuel COLLARD**	**1:52.111**	20:25:18.018	1	Pescarolo LMP1
116	G3/P1	**Emmanuel COLLARD**	**1:49.786**	20:27:07.805	2	Pescarolo LMP1
10	G3/P1	**KENNARD / CANTILLON**	**1:48.793**	20:43:43.968	11	Pescarolo LMP1

Session Leader History

NO	CL	NAME	FROM LAP	LAPS LED	DISTANCE	VEHICLE
116	G3/P1	**Emmanuel COLLARD**	1	9	32.94 miles	Pescarolo LMP1
10	G3/P1	**KENNARD / CANTILLON**	10	6	21.96 miles	Pescarolo LMP1

Flag History

TYPE	TIME OF DAY
GREEN	20:23:25.900
SAFETY	20:45:42.794
GREEN	20:56:50.322
FINISH	20:56:50.682

Flag Statistics

TYPE	COUNT	TOTAL LAPS	TOTAL TIME
Green	2	13	49:43.380
Red	0	0	0.000
Safety Car	1	2	11:07.528
FCY	0	0	0.000

Silverstone GP
Circuit Length = 3.6604 miles
Start: 20:23 Flag 20:56 End: 21:24

Weather / Track : Cloudy / Dry

These results are provisional until the conclusion of any judicial and technical matters.

Race Director : Richard Cuene-Grandidier	Stewards :	Timekeeper : Nicholas Palmer

Silverstone Classic

Aston Martin Trophy for Masters Endurance Legends

RACE 12 - STATISTICS

CLASS : G2/GT1

1 Starters

Fastest Lap History

NO	NAME	LAP TIME	TIME OF DAY	LAP	VEHICLE
65	**Massimiliano GIRARDO**	**2:18.233**	20:25:44.203	1	Ferrari 550
65	**Massimiliano GIRARDO**	**2:08.610**	20:27:52.812	2	Ferrari 550
65	**Massimiliano GIRARDO**	**2:08.252**	20:30:01.064	3	Ferrari 550
65	**Massimiliano GIRARDO**	**2:06.412**	20:32:07.475	4	Ferrari 550
65	**Massimiliano GIRARDO**	**2:06.272**	20:38:28.028	7	Ferrari 550
65	**Massimiliano GIRARDO**	**2:05.551**	20:42:42.865	9	Ferrari 550

Leader History

NO	NAME	FROM LAP	LAPS LED	DISTANCE	VEHICLE
65	**Massimiliano GIRARDO**	1	14	51.24 miles	Ferrari 550

Silverstone GP

Weather / Track : Cloudy / Dry

Circuit Length = 3.6604 miles

These results are provisional until the conclusion of any judicial and technical matters.

Start: 20:23 Flag 20:56 End: 21:24

Race Director : Richard Cuene-Grandidier	Stewards :	Timekeeper : Nicholas Palmer

Silverstone Classic

Aston Martin Trophy for Masters Endurance Legends

RACE 12 - STATISTICS

CLASS : G2/GT2

5 Starters

Fastest Lap History

NO	NAME	LAP TIME	TIME OF DAY	LAP	VEHICLE
95	**Ollie HANCOCK**	**2:20.565**	20:25:46.484	1	TVR T400 R
95	**Ollie HANCOCK**	**2:09.436**	20:27:55.920	2	TVR T400 R

Leader History

NO	NAME	FROM LAP	LAPS LED	DISTANCE	VEHICLE
95	**Ollie HANCOCK**	1	3	10.98 miles	TVR T400 R
52	**Stephan JOCHER**	4	5	18.30 miles	Porsche 996 GT3 RSR
60	**Steve SOPER**	9	5	18.30 miles	BMW M3

Silverstone GP

Weather / Track : Cloudy / Dry

Circuit Length = 3.6604 miles

These results are provisional until the conclusion of any judicial and technical matters.

Start: 20:23 Flag 20:56 End: 21:24

Race Director : Richard Cuene-Grandidier	Stewards :	Timekeeper : Nicholas Palmer

Silverstone Classic

Aston Martin Trophy for Masters Endurance Legends

RACE 12 - STATISTICS

CLASS : G2/P1

2 Starters

Fastest Lap History

NO	NAME	LAP TIME	TIME OF DAY	LAP	VEHICLE
6	**James COTTINGHAM**	**2:00.545**	20:25:26.451	1	Dallara SP1
6	**James COTTINGHAM**	**1:55.833**	20:27:22.287	2	Dallara SP1
6	**James COTTINGHAM**	**1:54.938**	20:33:11.276	5	Dallara SP1
6	**James COTTINGHAM**	**1:54.682**	20:35:05.956	6	Dallara SP1
6	**James COTTINGHAM**	**1:54.424**	20:37:00.379	7	Dallara SP1
6	**James COTTINGHAM**	**1:54.323**	20:42:46.405	10	Dallara SP1
6	**James COTTINGHAM**	**1:53.447**	20:44:39.855	11	Dallara SP1

Leader History

NO	NAME	FROM LAP	LAPS LED	DISTANCE	VEHICLE
6	**James COTTINGHAM**	1	15	54.90 miles	Dallara SP1

Silverstone GP

Weather / Track : Cloudy / Dry

Circuit Length = 3.6604 miles

These results are provisional until the conclusion of any judicial and technical matters.

Start: 20:23 Flag 20:56 End: 21:24

Race Director : Richard Cuene-Grandidier	Stewards :	Timekeeper : Nicholas Palmer

Silverstone Classic

Aston Martin Trophy for Masters Endurance Legends

RACE 12 - STATISTICS

CLASS : G2/P2

3 Starters

Fastest Lap History

NO	NAME	LAP TIME	TIME OF DAY	LAP	VEHICLE
25	**Mike NEWTON**	**2:04.885**	20:25:30.791	1	MG Lola EX257
25	**Mike NEWTON**	**1:59.843**	20:27:30.633	2	MG Lola EX257

Leader History

NO	NAME	FROM LAP	LAPS LED	DISTANCE	VEHICLE
25	**Mike NEWTON**	1	9	32.94 miles	MG Lola EX257
19	**WATTS / GIORDANELLI**	10	1	3.66 miles	Lola B2K/40
25	**Mike NEWTON**	11	3	10.98 miles	MG Lola EX257

Silverstone GP

Weather / Track : Cloudy / Dry

Circuit Length = 3.6604 miles

These results are provisional until the conclusion of any judicial and technical matters.

Start: 20:23 Flag 20:56 End: 21:24

Race Director : Richard Cuene-Grandidier	Stewards :	Timekeeper : Nicholas Palmer

Silverstone Classic

Aston Martin Trophy for Masters Endurance Legends

RACE 12 - STATISTICS

CLASS : G3/GT2

1 Starters

Fastest Lap History

NO	NAME	LAP TIME	TIME OF DAY	LAP	VEHICLE
93	**Colin SOWTER**	**2:38.085**	20:26:04.007	1	Aston Martin GT2
93	**Colin SOWTER**	**2:20.866**	20:28:24.873	2	Aston Martin GT2
93	**Colin SOWTER**	**2:20.188**	20:30:45.060	3	Aston Martin GT2
93	**Colin SOWTER**	**2:19.110**	20:47:16.621	9	Aston Martin GT2

Leader History

NO	NAME	FROM LAP	LAPS LED	DISTANCE	VEHICLE
93	**Colin SOWTER**	1	12	43.92 miles	Aston Martin GT2

Silverstone GP

Weather / Track : Cloudy / Dry

Circuit Length = 3.6604 miles

These results are provisional until the conclusion of any judicial and technical matters.

Start: 20:23 Flag 20:56 End: 21:24

Race Director : Richard Cuene-Grandidier	Stewards :	Timekeeper : Nicholas Palmer

Silverstone Classic

Aston Martin Trophy for Masters Endurance Legends

RACE 12 - STATISTICS

CLASS : G3/P1

7 Starters

Fastest Lap History

NO	NAME	LAP TIME	TIME OF DAY	LAP	VEHICLE
116	**Emmanuel COLLARD**	**1:52.111**	20:25:18.018	1	Pescarolo LMP1
116	**Emmanuel COLLARD**	**1:49.786**	20:27:07.805	2	Pescarolo LMP1
10	**KENNARD / CANTILLON**	**1:48.793**	20:43:43.968	11	Pescarolo LMP1

Leader History

NO	NAME	FROM LAP	LAPS LED	DISTANCE	VEHICLE
116	**Emmanuel COLLARD**	1	9	32.94 miles	Pescarolo LMP1
10	**KENNARD / CANTILLON**	10	6	21.96 miles	Pescarolo LMP1

Silverstone GP

Weather / Track : Cloudy / Dry

Circuit Length = 3.6604 miles

These results are provisional until the conclusion of any judicial and technical matters.

Start: 20:23 Flag 20:56 End: 21:24

Race Director : Richard Cuene-Grandidier	Stewards :	Timekeeper : Nicholas Palmer

Silverstone Classic

Aston Martin Trophy for Masters Endurance Legends

RACE 12 - STATISTICS

CLASS : G3/P2

4 Starters

Fastest Lap History

NO	NAME	LAP TIME	TIME OF DAY	LAP	VEHICLE
45	**Keith FRIESER**	**2:06.988**	20:25:32.895	1	Oreca 03 LMP2
45	**Keith FRIESER**	**1:59.314**	20:27:32.209	2	Oreca 03 LMP2
34	**Francois PERRODO**	**1:57.634**	20:28:37.137	2	Porsche RS Spyder
34	**Francois PERRODO**	**1:57.209**	20:30:34.344	3	Porsche RS Spyder
34	**Francois PERRODO**	**1:56.874**	20:34:29.002	5	Porsche RS Spyder
34	**Francois PERRODO**	**1:55.990**	20:42:27.043	9	Porsche RS Spyder

Leader History

NO	NAME	FROM LAP	LAPS LED	DISTANCE	VEHICLE
45	**Keith FRIESER**	1	4	14.64 miles	Oreca 03 LMP2
24	**Mike FURNESS**	5	3	10.98 miles	Courage LC75
46	**Mike HIGSON**	8	2	7.32 miles	Oreca 03 LMP2
45	**Keith FRIESER**	10	1	3.66 miles	Oreca 03 LMP2
24	**Mike FURNESS**	11	4	14.64 miles	Courage LC75

Silverstone GP

Weather / Track : Cloudy / Dry

Circuit Length = 3.6604 miles

These results are provisional until the conclusion of any judicial and technical matters.

Start: 20:23 Flag 20:56 End: 21:24

Race Director : Richard Cuene-Grandidier	Stewards :	Timekeeper : Nicholas Palmer

Silverstone Classic

Aston Martin Trophy for Masters Endurance Legends

RACE 12 - STATISTICS

CLASS : Inv

5 Starters

Fastest Lap History

NO	NAME	LAP TIME	TIME OF DAY	LAP	VEHICLE
55	**SCOTT / WILLIAMS**	**2:13.344**	20:25:39.269	1	Ferrari 458 GT3
55	**SCOTT / WILLIAMS**	**2:07.320**	20:27:46.588	2	Ferrari 458 GT3
007	**LIENAU / GRANT**	**2:07.178**	20:27:51.112	2	Aston Martin Vantage V12
55	**SCOTT / WILLIAMS**	**2:06.250**	20:29:52.838	3	Ferrari 458 GT3
55	**SCOTT / WILLIAMS**	**2:05.523**	20:34:05.127	5	Ferrari 458 GT3
007	**LIENAU / GRANT**	**2:05.489**	20:34:14.144	5	Aston Martin Vantage V12
55	**SCOTT / WILLIAMS**	**2:04.947**	20:36:10.073	6	Ferrari 458 GT3
55	**SCOTT / WILLIAMS**	**2:02.886**	20:38:12.959	7	Ferrari 458 GT3

Leader History

NO	NAME	FROM LAP	LAPS LED	DISTANCE	VEHICLE
55	**SCOTT / WILLIAMS**	1	13	47.58 miles	Ferrari 458 GT3

Silverstone GP

Weather / Track : Cloudy / Dry

Circuit Length = 3.6604 miles

These results are provisional until the conclusion of any judicial and technical matters.

Start: 20:23 Flag 20:56 End: 21:24

Race Director : Richard Cuene-Grandidier	Stewards :	Timekeeper : Nicholas Palmer

HSCC

Masters HISTORIC RACING

SilverstoneClassic 26|27|28 JULY 2019

Silverstone Classic

Aston Martin Trophy for Masters Endurance Legends

RACE 20 - GRID (40 minutes) - AMENDED

Sheet No:	Issue Time:

ROW 14	27	8	Kriton LENDOUDIS			
ROW 13	25	73	Steve HYDE	26	116	Emmanuel COLLARD
ROW 12	23	52	Stephan JOCHER	24	99	Jamie CONSTABLE
ROW 11	21	94	Janos SANTA	22	95	Ollie HANCOCK
ROW 10	19	93	Colin SOWTER	20	44	Desmond SMAIL
ROW 9	17	19	WATTS / GIORDANELLI	18	4	Michael BROWN
ROW 8	15	145	Will GOFF	16	20	Pierre BRUNEAU
ROW 7	13	55	SCOTT / WILLIAMS	14	007	LIENAU / GRANT
ROW 6	11	34	Francois PERRODO	12	25	Mike NEWTON
ROW 5	9	45	Keith FRIESER	10	65	Massimiliano GIRARDO
ROW 4	7	24	Mike FURNESS	8	46	Mike HIGSON
ROW 3	5	7	David PORTER	6	9	Shaun LYNN
ROW 2	3	008	Christophe D'ANSEMBOURG	4	6	James COTTINGHAM
ROW 1	1	10	KENNARD / CANTILLON	2	16	Steve TANDY
			Pole			

Car 60 - withdrawn.

Silverstone GP
Circuit Length = 3.6604 miles

Steward :	Steward :	Steward :

Results can be found at www.tsl-timing.com

Printed - 14:20 Sunday, 28 July 2019

Silverstone Classic

Aston Martin Trophy for Masters Endurance Legends

RACE 20 - CLASSIFICATION - PROVISIONAL

Sheet No:	Issue Time:

POS	NO	CL	PIC	NAME	ENTRY	LAPS	TIME	GAP	DIFF	MPH	BEST	ON
1	**10**	G3/P1	1	KENNARD / CANTILLON	Pescarolo LMP1	**21**	40:41.464			113.34	**1:49.397**	4
2	**16**	G3/P1	2	Steve TANDY	Lola B12/60	**21**	40:43.127	**1.663**	1.663	113.27	**1:50.867**	21
3	**7**	G3/P1	3	David PORTER	Peugeot 908	**21**	41:24.485	**43.021**	41.358	111.38	**1:51.700**	2
4	**99 ***	G3/P1	4	Jamie CONSTABLE	Pescarolo LMP1	**21**	41:31.778	**50.314**	7.293	111.05	**1:50.771**	17
5	**6**	G2/P1	1	James COTTINGHAM	Dallara SP1	**21**	41:55.203	**1:13.739**	23.425	110.02	**1:53.799**	3
6	**34**	G3/P2	1	Francois PERRODO	Porsche RS Spyder	**21**	41:58.764	**1:17.300**	3.561	109.86	**1:52.177**	20
7	**116**	G3/P1	5	Emmanuel COLLARD	Pescarolo LMP1	**21**	42:07.546	**1:26.082**	8.782	109.48	**1:48.768**	19
8	**45**	G3/P2	2	Keith FRIESER	Oreca 03 LMP2	**20**	41:33.129	**1 Lap**	1 Lap	105.71	**1:57.401**	17
9	**25**	G2/P2	1	Mike NEWTON	MG Lola EX257	**20**	41:52.132	**1 Lap**	19.003	104.91	**1:58.617**	11
10	**9**	G2/P1	2	Shaun LYNN	Bentley Speed 8	**20**	41:57.990	**1 Lap**	5.858	104.66	**1:57.442**	4
11	**008**	G3/P1	6	Christophe D'ANSEMBOURG	Lola Aston DBR1-2	**20**	41:58.372	**1 Lap**	0.382	104.65	**1:50.435**	14
12	**24**	G3/P2	3	Mike FURNESS	Courage LC75	**20**	42:05.015	**1 Lap**	6.643	104.37	**2:00.090**	6
13	**46**	G3/P2	4	Mike HIGSON	Oreca 03 LMP2	**20**	42:14.929	**1 Lap**	9.914	103.96	**1:58.842**	17
14	**65**	G2/GT:	1	Massimiliano GIRARDO	Ferrari 550	**19**	41:54.938	**2 Laps**	1 Lap	99.55	**2:05.785**	13
15	**55**	Inv	1	SCOTT / WILLIAMS	Ferrari 458 GT3	**18**	41:06.933	**3 Laps**	1 Lap	96.15	**2:02.134**	7
16	**95**	G2/GT:	1	Ollie HANCOCK	TVR T400 R	**18**	41:27.869	**3 Laps**	20.936	95.34	**2:08.501**	14
17	**007**	Inv	2	LIENAU / GRANT	Aston Martin Vantage V12	**18**	41:46.930	**3 Laps**	19.061	94.61	**2:05.124**	6
18	**20**	G2/P2	2	Pierre BRUNEAU	Pilbeam MP91	**18**	42:13.998	**3 Laps**	27.068	93.60	**2:09.736**	2
19	**93**	G3/GT:	1	Colin SOWTER	Aston Martin GT2	**18**	42:45.205	**3 Laps**	31.207	92.46	**2:14.878**	17
20	**4 ***	Inv	3	Michael BROWN	Aston Martin Vantage GT4	**17**	41:15.356	**4 Laps**	1 Lap	90.50	**2:16.875**	15
21	**19**	G2/P2	3	WATTS / GIORDANELLI	Lola B2K/40	**17**	41:22.615	**4 Laps**	7.259	90.23	**2:09.841**	16
22	**44**	Inv	4	Desmond SMAIL	Aston Martin Vantage GT4	**17**	41:54.728	**4 Laps**	32.113	89.08	**2:20.578**	11
23	**94**	G2/GT:	2	Janos SANTA	Ferrari 360 GT	**16**	40:52.049	**5 Laps**	1 Lap	85.98	**2:20.070**	12

NOT CLASSIFIED

NC	**145**	Inv		Will GOFF	Porsche 997 GT3 RSR	**6**	13:27.518	**15 Laps**	10 Laps	97.91	**2:11.925**	3
NC	**8**	G3/P1		Kriton LENDOUDIS	Peugeot 908	**0**						

FASTEST LAP

116	G3/P1	Emmanuel COLLARD	Pescarolo LMP1	**19**	1:48.768	121.15 mph	194.98 kph
34	G3/P2	Francois PERRODO	Porsche RS Spyder	**20**	1:52.177	117.47 mph	189.05 kph
6	G2/P1	James COTTINGHAM	Dallara SP1	**3**	1:53.799	115.79 mph	186.36 kph
25	G2/P2	Mike NEWTON	MG Lola EX257	**11**	1:58.617	111.09 mph	178.79 kph
55	Inv	SCOTT / WILLIAMS	Ferrari 458 GT3	**7**	2:02.134	107.89 mph	173.64 kph
65	G2/GT:	Massimiliano GIRARDO	Ferrari 550	**13**	2:05.785	104.76 mph	168.60 kph
95	G2/GT:	Ollie HANCOCK	TVR T400 R	**14**	2:08.501	102.55 mph	165.03 kph
93	G3/GT:	Colin SOWTER	Aston Martin GT2	**17**	2:14.878	97.70 mph	157.23 kph

***Cars 4 & 99 - no working transponder.**

Silverstone GP
Circuit Length = 3.6604 miles
Start: 16:01 Flag 16:42 End: 16:44

Weather / Track : Bright / Dry

These results are provisional until the conclusion of any judicial and technical matters.

FIA Race Director : Richard Cuene-Grandidier	Chief Timekeeper : Nicholas Palmer	

Results can be found at www.tsl-timing.com

Printed - 16:48 Sunday, 28 July 2019

HSCC

Masters HISTORIC RACING

SilverstoneClassic 26|27|28 JULY 2019

Silverstone Classic

Aston Martin Trophy for Masters Endurance Legends

RACE 20 - CLASSIFICATION - FINAL

Sheet No:	Issue Time:

POS	NO	CL	PIC	NAME	ENTRY	LAPS	TIME	GAP	DIFF	MPH	BEST	ON
1	10	G3/P1	1	KENNARD / CANTILLON	Pescarolo LMP1	21	40:41.464			113.34	1:49.397	4
2	16	G3/P1	2	Steve TANDY	Lola B12/60	21	40:43.127	1.663	1.663	113.27	1:50.867	21
3	7	G3/P1	3	David PORTER	Peugeot 908	21	41:24.485	43.021	41.358	111.38	1:51.700	2
4	99 *	G3/P1	4	Jamie CONSTABLE	Pescarolo LMP1	21	41:31.778	50.314	7.293	111.05	1:50.771	17
5	6	G2/P1	1	James COTTINGHAM	Dallara SP1	21	41:55.203	1:13.739	23.425	110.02	1:53.799	3
6	34	G3/P2	1	Francois PERRODO	Porsche RS Spyder	21	41:58.764	1:17.300	3.561	109.86	1:52.177	20
7	116	G3/P1	5	Emmanuel COLLARD	Pescarolo LMP1	21	42:07.546	1:26.082	8.782	109.48	1:48.768	19
8	45	G3/P2	2	Keith FRIESER	Oreca 03 LMP2	20	41:33.129	1 Lap	1 Lap	105.71	1:57.401	17
9	25	G2/P2	1	Mike NEWTON	MG Lola EX257	20	41:52.132	1 Lap	19.003	104.91	1:58.617	11
10	9	G2/P1	2	Shaun LYNN	Bentley Speed 8	20	41:57.990	1 Lap	5.858	104.66	1:57.442	4
11	008	G3/P1	6	Christophe D'ANSEMBOURG	Lola Aston DBR1-2	20	41:58.372	1 Lap	0.382	104.65	1:50.435	14
12	24	G3/P2	3	Mike FURNESS	Courage LC75	20	42:05.015	1 Lap	6.643	104.37	2:00.090	6
13	46	G3/P2	4	Mike HIGSON	Oreca 03 LMP2	20	42:14.929	1 Lap	9.914	103.96	1:58.842	17
14	65	G2/GT:	1	Massimiliano GIRARDO	Ferrari 550	19	41:54.938	2 Laps	1 Lap	99.55	2:05.785	13
15	55	Inv	1	SCOTT / WILLIAMS	Ferrari 458 GT3	18	41:06.933	3 Laps	1 Lap	96.15	2:02.134	7
16	95	G2/GT:	1	Ollie HANCOCK	TVR T400 R	18	41:27.869	3 Laps	20.936	95.34	2:08.501	14
17	007	Inv	2	LIENAU / GRANT	Aston Martin Vantage V12	18	41:46.930	3 Laps	19.061	94.61	2:05.124	6
18	20	G2/P2	2	Pierre BRUNEAU	Pilbeam MP91	18	42:13.998	3 Laps	27.068	93.60	2:09.736	2
19	93	G3/GT:	1	Colin SOWTER	Aston Martin GT2	18	42:45.205	3 Laps	31.207	92.46	2:14.878	17
20	4 *	Inv	3	Michael BROWN	Aston Martin Vantage GT4	17	41:15.356	4 Laps	1 Lap	90.50	2:16.875	15
21	19	G2/P2	3	WATTS / GIORDANELLI	Lola B2K/40	17	41:22.615	4 Laps	7.259	90.23	2:09.841	16
22	44	Inv	4	Desmond SMAIL	Aston Martin Vantage GT4	17	41:54.728	4 Laps	32.113	89.08	2:20.578	11
23	94	G2/GT:	2	Janos SANTA	Ferrari 360 GT	16	40:52.049	5 Laps	1 Lap	85.98	2:20.070	12

NOT CLASSIFIED

NC	145	Inv		Will GOFF	Porsche 997 GT3 RSR	6	13:27.518	15 Laps	10 Laps	97.91	2:11.925	3
NC	8	G3/P1		Kriton LENDOUDIS	Peugeot 908	0						

FASTEST LAP

116	G3/P1	Emmanuel COLLARD	Pescarolo LMP1	19	1:48.768	121.15 mph	194.98 kph
34	G3/P2	Francois PERRODO	Porsche RS Spyder	20	1:52.177	117.47 mph	189.05 kph
6	G2/P1	James COTTINGHAM	Dallara SP1	3	1:53.799	115.79 mph	186.36 kph
25	G2/P2	Mike NEWTON	MG Lola EX257	11	1:58.617	111.09 mph	178.79 kph
55	Inv	SCOTT / WILLIAMS	Ferrari 458 GT3	7	2:02.134	107.89 mph	173.64 kph
65	G2/GT:	Massimiliano GIRARDO	Ferrari 550	13	2:05.785	104.76 mph	168.60 kph
95	G2/GT:	Ollie HANCOCK	TVR T400 R	14	2:08.501	102.55 mph	165.03 kph
93	G3/GT:	Colin SOWTER	Aston Martin GT2	17	2:14.878	97.70 mph	157.23 kph

***Cars 4 & 99 - no working transponder.**

Weather / Track : Bright / Dry

Silverstone GP
Circuit Length = 3.6604 miles
Start: 16:01 Flag 16:42 End: 16:44

Steward :	Steward :	Steward :

Results can be found at www.tsl-timing.com

Printed - 17:33 Sunday, 28 July 2019

Silverstone Classic

Aston Martin Trophy for Masters Endurance Legends

RACE 20 - LAP CHART

LAP 1		@ 16:03:21.864	LAP 2		@ 16:05:11.387	LAP 3		@ 16:07:00.785	LAP 4		@ 16:08:50.182	LAP 5		@ 16:10:40.876
NO	BEHIND	LAP TIME	NO	BEHIND	LAP TIME	NO	BEHIND	LAP TIME	NO	BEHIND	LAP TIME	NO	BEHIND	LAP TIME
10		1:51.097	**10**		1:49.523	**10**		1:49.398	**10**		1:49.397	**10**		1:50.694
008	3.802	1:54.899	**008**	6.469	1:52.190	**16**	10.876	1:52.451	**16**	12.715	1:51.236	**93**	1 Lap	2:17.007
16	5.460	1:56.557	**16**	7.823	1:51.886	**7**	11.471	1:52.255	**7**	14.143	1:52.069	**16**	14.044	1:52.023
7	6.437	1:57.534	**7**	8.614	1:51.700	**008**	12.737	1:55.666	**008**	16.525	1:53.185	**7**	16.767	1:53.318
6	6.871	1:57.968	**6**	11.596	1:54.248	**6**	15.997	1:53.799	**6**	20.902	1:54.302	**008**	18.179	1:52.348
9	13.367	2:04.464	**34**	21.302	1:56.809	**34**	26.094	1:54.190	**34**	30.774	1:54.077	**4**	1 Lap	2:20.214
24	13.846	2:04.943	**9**	24.029	2:00.185	**9**	33.320	1:58.689	**9**	41.365	1:57.442	**44**	1 Lap	2:21.014
34	14.016	2:05.113	**24**	25.801	2:01.478	**24**	36.568	2:00.165	**99**	44.125	1:56.110	**6**	24.254	1:54.046
46	15.279	2:06.376	**25**	26.911	1:59.828	**99**	37.412	1:57.107	**24**	48.225	2:01.054	**94**	1 Lap	2:22.725
45	15.717	2:06.814	**99**	29.703	1:56.030	**25**	39.117	2:01.604	**25**	50.451	2:00.731	**34**	34.171	1:54.091
25	16.606	2:07.703	**45**	32.357	2:06.163	**45**	43.165	2:00.206	**45**	52.649	1:58.881	**99**	49.297	1:55.866
55	19.987	2:11.084	**55**	33.712	2:03.248	**55**	47.285	2:02.971	**46**	1:02.759	2:04.118	**9**	54.245	2:03.574
65	21.733	2:12.830	**46**	34.725	2:08.969	**46**	48.038	2:02.711	**55**	1:03.156	2:05.268	**24**	57.778	2:00.247
007	22.126	2:13.223	**65**	39.012	2:06.802	**007**	56.276	2:06.121	**007**	1:12.218	2:05.339	**25**	59.989	2:00.232
116	23.184	2:14.281 **P**	**007**	39.553	2:06.950	**65**	59.020	2:09.406	**65**	1:16.411	2:06.788	**45**	1:00.269	1:58.314
99	23.196	2:14.293	**20**	47.041	2:09.736	**20**	1:07.937	2:10.294	**116**	1:20.541	1:50.357	**46**	1:13.668	2:01.603
20	26.828	2:17.925	**145**	50.509	2:12.117	**145**	1:13.036	2:11.925	**20**	1:30.011	2:11.471	**55**	1:15.701	2:03.239
145	27.915	2:19.012	**19**	52.212	2:10.725	**95**	1:13.803	2:10.093	**95**	1:34.406	2:10.000	**116**	1:20.797	1:50.950
19	31.010	2:22.107	**95**	53.108	2:11.170	**19**	1:15.514	2:12.700	**145**	1:36.313	2:12.674	**007**	1:30.811	2:09.287
95	31.461	2:22.558	**93**	1:01.300	2:16.985	**116**	1:19.581	1:51.848	**19**	1:39.518	2:13.401	**65**	1:32.417	2:06.700
93	33.838	2:24.935	**4**	1:08.660	2:20.401	**93**	1:28.981	2:17.079						
4	37.782	2:28.879	**44**	1:10.288	2:20.799	**4**	1:40.466	2:21.204						
44	39.012	2:30.109	**94**	1:15.071	2:22.508	**44**	1:41.920	2:21.030						
94	42.086	2:33.183	**116**	1:17.131	2:43.470	**94**	1:47.636	2:21.963						

Silverstone GP
Circuit Length = 3.6604 miles
Start: 16:01 Flag 16:42 End: 16:44

Weather / Track : Bright / Dry

Silverstone Classic

Aston Martin Trophy for Masters Endurance Legends

RACE 20 - LAP CHART

LAP 6		@ 16:12:33.316
NO	BEHIND	LAP TIME
10		1:52.440
20	1 Lap	2:13.420
95	1 Lap	2:10.043
145	1 Lap	2:12.163
19	1 Lap	2:11.954
16	13.572	1:51.968
008	18.315	1:52.576
7	19.293	1:54.966
6	26.599	1:54.785
93	1 Lap	2:19.330
34	37.652	1:55.921
4	1 Lap	2:20.272
44	1 Lap	2:21.433
99	52.692	1:55.835
94	1 Lap	2:22.998
9	1:01.153	1:59.348
24	1:05.428	2:00.090
45	1:06.583	1:58.754
25	1:10.057	2:02.508
116	1:18.909	1:50.552
46	1:21.957	2:00.729
55	1:25.610	2:02.349
007	1:43.495	2:05.124
65	1:46.500	2:06.523

LAP 7		@ 16:14:22.935
NO	BEHIND	LAP TIME
10		1:49.619
16	17.183	1:53.230
95	1 Lap	2:10.001
008	22.034	1:53.338
20	1 Lap	2:13.485
7	24.429	1:54.755
6	31.947	1:54.967
19	1 Lap	2:15.569
145	1 Lap	2:19.627 **P**
34	42.492	1:54.459
99	58.173	1:55.100
93	1 Lap	2:17.692
9	1:10.765	1:59.231
24	1:18.361	2:02.552
45	1:19.480	2:02.516
4	1 Lap	2:22.028
116	1:21.028	1:51.738
25	1:21.328	2:00.890
44	1 Lap	2:23.422
46	1:34.191	2:01.853
94	1 Lap	2:25.652
55	1:38.125	2:02.134

LAP 8		@ 16:16:14.112
NO	BEHIND	LAP TIME
10		1:51.177
007	1 Lap	2:08.001
65	1 Lap	2:07.682
16	17.862	1:51.856
008	23.870	1:53.013
7	26.158	1:52.906
6	35.595	1:54.825
95	1 Lap	2:11.386
34	45.960	1:54.645
20	1 Lap	2:15.543
19	1 Lap	2:12.956
99	59.713	1:52.717
9	1:18.308	1:58.720
116	1:21.995	1:52.144
93	1 Lap	2:18.621
24	1:28.427	2:01.243
45	1:28.681	2:00.378
25	1:31.932	2:01.781
46	1:45.232	2:02.218

LAP 9		@ 16:18:03.639
NO	BEHIND	LAP TIME
10		1:49.527
55	1 Lap	2:04.314
4	2 Laps	2:23.672
44	2 Laps	2:22.118
94	2 Laps	2:21.728
16	20.329	1:51.994
008	27.725	1:53.382
007	1 Lap	2:08.428 **P**
7	30.280	1:53.649
65	1 Lap	2:07.563
6	45.758	1:59.690 **P**
34	50.530	1:54.097
95	1 Lap	2:10.059
99	1:04.203	1:54.017
20	1 Lap	2:15.826
19	1 Lap	2:10.467
116	1:22.120	1:49.652
9	1:33.171	2:04.390 **P**
45	1:39.466	2:00.312
24	1:43.316	2:04.416 **P**
25	1:46.979	2:04.574 **P**

LAP 10		@ 16:19:53.883
NO	BEHIND	LAP TIME
10		1:50.244
46	1 Lap	2:02.152
93	2 Laps	2:21.618
55	1 Lap	2:02.797
16	22.528	1:52.443
008	33.023	1:55.542
7	34.847	1:54.811
4	2 Laps	2:23.044
44	2 Laps	2:21.362
65	1 Lap	2:08.308
94	2 Laps	2:23.891
34	54.676	1:54.390
99	1:07.317	1:53.358
116	1:21.357	1:49.481
95	1 Lap	2:11.929 **P**
19	1 Lap	2:11.718
20	1 Lap	2:16.324
45	1:48.127	1:58.905

Weather / Track : Bright / Dry

Silverstone GP
Circuit Length = 3.6604 miles
Start: 16:01 Flag 16:42 End: 16:44

Silverstone Classic

Aston Martin Trophy for Masters Endurance Legends

RACE 20 - LAP CHART

LAP 11 @ 16:21:43.433

NO	BEHIND	LAP TIME	
10		1:49.550	
46	1 Lap	2:01.125	**P**
16	25.578	1:52.600	
55	1 Lap	2:04.954	**P**
6	1 Lap	3:25.149	
008	39.226	1:55.753	**P**
93	2 Laps	2:20.268	
7	41.913	1:56.616	**P**
007	2 Laps	4:11.783	
34	1:03.107	1:57.981	
65	1 Lap	2:07.171	
4	2 Laps	2:21.744	**P**
44	2 Laps	2:20.902	**P**
99	1:11.834	1:54.067	
116	1:22.474	1:50.667	**P**
9	1 Lap	3:36.139	
25	1 Lap	3:22.639	
94	2 Laps	2:28.797	**P**
24	1 Lap	3:29.379	

LAP 12 @ 16:23:36.976

NO	BEHIND	LAP TIME	
10		1:53.543	**P**
45	1 Lap	1:59.847	
19	2 Laps	2:11.167	**P**
20	2 Laps	2:17.334	**P**
16	25.733	1:53.698	**P**
6	1 Lap	1:55.179	
93	2 Laps	2:17.618	**P**
34	1:07.530	1:57.966	**P**
99	1:13.676	1:55.385	**P**
65	1 Lap	2:11.249	**P**
007	2 Laps	2:17.194	
25	1 Lap	1:58.617	
9	1 Lap	2:02.032	
24	1 Lap	2:01.642	
46	1 Lap	3:34.098	
95	2 Laps	4:22.313	
008	2:03.433	3:17.750	
7	2:04.655	3:16.285	
45	2:05.690	2:00.809	**P**
6	2:27.227	1:54.478	
4	2 Laps	3:46.403	
44	2 Laps	3:48.018	
116	3:29.736	4:00.805	
55	1 Lap	4:54.574	
25	3:34.838	1:59.940	
9	3:41.612	2:03.607	

LAP 13 @ 16:27:18.705

NO	BEHIND	LAP TIME
16		3:15.996
10	0.465	3:42.194
24	1 Lap	2:02.249
007	2 Laps	2:19.878
008	16.993	1:55.289
7	18.073	1:55.147
46	1 Lap	2:02.381
20	2 Laps	3:49.976
95	2 Laps	2:10.426
19	2 Laps	4:10.867
6	41.064	1:55.566
94	3 Laps	4:46.589
34	47.503	3:21.702
99	48.544	3:16.596
93	2 Laps	3:42.271
65	1 Lap	3:30.145
116	1:38.124	1:50.117
4	2 Laps	2:18.209
44	2 Laps	2:20.578
45	1:46.590	3:22.629

LAP 14 @ 16:29:11.628

NO	BEHIND	LAP TIME
16		1:52.923
10	1.109	1:53.567
25	1 Lap	2:03.401
55	2 Laps	2:12.486
9	1 Lap	2:01.973
24	1 Lap	2:01.426
008	14.505	1:50.435
7	17.783	1:52.633
007	2 Laps	2:16.493
46	1 Lap	2:01.014
6	44.868	1:56.727
20	2 Laps	2:16.643
95	2 Laps	2:09.297
99	48.642	1:53.021
34	50.707	1:56.127
19	2 Laps	2:11.055
94	3 Laps	2:22.375
65	1 Lap	2:05.785
93	2 Laps	2:15.537
116	1:34.157	1:48.956
45	1:52.230	1:58.563

LAP 15 @ 16:31:04.006

NO	BEHIND	LAP TIME
16		1:52.378
10	0.271	1:51.540
25	1 Lap	2:00.206
4	3 Laps	2:19.424
008	15.551	1:53.424
7	18.437	1:53.032
9	1 Lap	2:03.306
24	1 Lap	2:02.421
44	3 Laps	2:24.523
55	2 Laps	2:14.737
46	1 Lap	2:04.615
6	47.959	1:55.469
99	48.415	1:52.151
007	2 Laps	2:20.018
34	54.784	1:56.455
95	2 Laps	2:09.801
20	2 Laps	2:16.773
19	2 Laps	2:10.308
116	1:32.173	1:50.394
94	3 Laps	2:20.070
65	1 Lap	2:06.692
93	2 Laps	2:15.480

Weather / Track : Bright / Dry

Silverstone GP
Circuit Length = 3.6604 miles
Start: 16:01 Flag 16:42 End: 16:44

Silverstone Classic

Aston Martin Trophy for Masters Endurance Legends

RACE 20 - LAP CHART

LAP 16	@ 16:32:55.481	
NO	BEHIND	LAP TIME
10		1:51.204
16	0.532	1:52.007
45	1 Lap	1:59.418
008	17.554	1:53.478
25	1 Lap	2:02.135
7	22.899	1:55.937
9	1 Lap	2:01.094
24	1 Lap	2:02.132
4	3 Laps	2:20.560
99	48.964	1:52.024
46	1 Lap	2:01.765
6	52.612	1:56.128
44	3 Laps	2:23.386
55	2 Laps	2:15.150
34	58.037	1:54.728
007	2 Laps	2:14.784
95	2 Laps	2:08.501
19	2 Laps	2:12.112 **P**
116	1:33.361	1:52.663
20	2 Laps	2:17.218

LAP 17	@ 16:34:48.181	
NO	BEHIND	LAP TIME
10		1:52.700
16	0.270	1:52.438
65	2 Laps	2:08.613
45	1 Lap	1:59.519
94	4 Laps	2:22.341
93	3 Laps	2:15.525
7	24.021	1:53.822
25	1 Lap	2:02.529
9	1 Lap	2:00.246
24	1 Lap	2:00.288
99	47.035	1:50.771
6	54.809	1:54.897
46	1 Lap	2:00.034
34	1:03.757	1:58.420
4	3 Laps	2:17.466
55	2 Laps	2:12.918
44	3 Laps	2:23.378
116	1:30.553	1:49.892
95	2 Laps	2:10.663
007	2 Laps	2:16.821

LAP 18	@ 16:36:38.182	
NO	BEHIND	LAP TIME
10		1:50.001
16	2.567	1:52.298
20	3 Laps	2:17.010
65	2 Laps	2:06.187
45	1 Lap	1:57.401
7	28.455	1:54.435
25	1 Lap	2:01.569
9	1 Lap	2:00.867
99	49.071	1:52.037
93	3 Laps	2:17.683
24	1 Lap	2:02.114
94	4 Laps	2:25.649
6	59.657	1:54.849
46	1 Lap	1:58.842
008	1 Lap	4:33.312
34	1:08.825	1:55.069
116	1:29.968	1:49.416
4	3 Laps	2:16.875
55	2 Laps	2:11.548

LAP 19	@ 16:38:28.421	
NO	BEHIND	LAP TIME
10		1:50.239
16	3.275	1:50.947
19	4 Laps	4:05.637
44	4 Laps	2:22.723
95	3 Laps	2:10.044
007	3 Laps	2:15.457
45	1 Lap	2:00.128
7	32.615	1:54.399
20	3 Laps	2:16.623
65	2 Laps	2:08.829
99	50.896	1:52.064
25	1 Lap	1:59.917
9	1 Lap	2:00.022
24	1 Lap	2:00.707
6	1:04.227	1:54.809
008	1 Lap	1:54.215
34	1:13.499	1:54.913
93	3 Laps	2:16.492
46	1 Lap	2:01.429
94	4 Laps	2:24.087
116	1:28.497	1:48.768

LAP 20	@ 16:40:20.222	
NO	BEHIND	LAP TIME
10		1:51.801
16	2.805	1:51.331
55	3 Laps	2:11.738
4	4 Laps	2:18.055
19	4 Laps	2:09.841
95	3 Laps	2:10.596
7	38.558	1:57.744
44	4 Laps	2:24.305
007	3 Laps	2:15.762
45	1 Lap	2:01.925
99	51.161	1:52.066
65	2 Laps	2:08.887
25	1 Lap	2:00.739
20	3 Laps	2:17.569
9	1 Lap	1:59.266
6	1:08.531	1:56.105
24	1 Lap	2:02.784
008	1 Lap	1:52.455
34	1:13.875	1:52.177
46	1 Lap	1:59.338
116	1:27.861	1:51.165
93	3 Laps	2:14.878

Weather / Track : Bright / Dry

Silverstone GP
Circuit Length = 3.6604 miles
Start: 16:01 Flag 16:42 End: 16:44

Silverstone Classic

Aston Martin Trophy for Masters Endurance Legends

RACE 20 - LAP CHART

LAP 21	@ 16:42:12.231	
NO	BEHIND	LAP TIME
10		1:52.009
16	1.663	1:50.867
94	5 Laps	2:27.493
55	3 Laps	2:11.424
4	4 Laps	2:16.906
19	4 Laps	2:10.031
7	43.021	1:56.472
95	3 Laps	2:08.989
99	50.314	1:51.162
45	1 Lap	2:01.647
007	3 Laps	2:16.267
25	1 Lap	2:00.589
44	4 Laps	2:25.628
65	2 Laps	2:08.778
6	1:13.739	1:57.217
9	1 Lap	2:03.395
008	1 Lap	1:56.122
34	1:17.300	1:55.434
24	1 Lap	2:03.685
116	1:26.082	1:50.230
20	3 Laps	2:20.828
46	1 Lap	1:59.559
93	3 Laps	2:16.186

Weather / Track : Bright / Dry

Silverstone GP
Circuit Length = 3.6604 miles
Start: 16:01 Flag 16:42 End: 16:44

Silverstone Classic

Aston Martin Trophy for Masters Endurance Legends

RACE 20 - SECTOR ANALYSIS

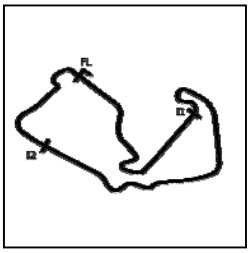

SECTOR 1 = FL to I1, SECTOR 2 = I1 to I2, SECTOR 3 = I2 to FL, DIFF = Difference To Personal Best Lap, P = Crossed Finish Line in Pit Lane, D = Time Disallowed

P1 10 G3/P1 KENNARD / CANTILLON Pescarolo LMP1

IDEAL LAP TIME : 1:48.980 BEST LAP TIME : 1:49.397 DIFFERENCE : 0.417

LAP	SECTOR 1		SECTOR 2		SECTOR 3		LAP TIME		MPH	DIFF	TIME OF DAY
1 -		161.3	53.675	168.6	23.133	128.3	1:51.097		118.61	1.700	16:03:21.864
2 -	33.434	163.2	52.998	170.3	23.091	129.0	1:49.523	(3)	120.31	0.126	16:05:11.387
3 -	33.420	163.6	52.976	169.4	23.002	127.5	1:49.398	(2)	120.45	0.001	16:07:00.785
4 -	33.504	163.6	52.830	169.8	23.063	127.5	***1:49.397***	(1)	***120.45***		***16:08:50.182***
5 -	34.431	164.4	53.045	169.0	23.218	128.3	1:50.694		119.04	1.297	16:10:40.876
6 -	33.671	163.6	54.142	169.0	24.627	114.5	1:52.440		117.19	3.043	16:12:33.316
7 -	33.850	163.6	***52.783***	169.8	22.986	128.5	1:49.619		120.21	0.222	16:14:22.935
8 -	33.862	164.4	54.236	169.8	23.079	128.0	1:51.177		118.52	1.780	16:16:14.112
9 -	33.400	164.0	52.798	***170.7***	23.329	129.5	1:49.527		120.31	0.130	16:18:03.639
10 -	33.335	164.8	54.028	169.4	***22.881***	130.0	1:50.244		119.53	0.847	16:19:53.883
11 -	33.338	164.0	53.181	170.3	23.031	128.5	1:49.550		120.29	0.153	16:21:43.433
12 -	34.637	161.7	54.422	169.8	IN PIT		1:53.543	**P**	116.05	4.146	16:23:36.976
13 -	OUTLAP	161.7	55.680	167.3	26.178	120.9	3:42.194		59.30	1:52.797	16:27:19.170
14 -	34.733	***165.2***	54.438	169.4	24.396	128.8	1:53.567		116.03	4.170	16:29:12.737
15 -	34.029	***165.2***	53.527	169.4	23.984	125.9	1:51.540		118.14	2.143	16:31:04.277
16 -	34.260	***165.2***	53.290	168.1	23.654	123.1	1:51.204		118.50	1.807	16:32:55.481
17 -	33.634	164.8	54.687	167.3	24.379	127.0	1:52.700		116.92	3.303	16:34:48.181
18 -	***33.316***	164.8	53.422	168.1	23.263	129.3	1:50.001		119.79	0.604	16:36:38.182
19 -	33.434	164.8	53.468	168.1	23.337	128.8	1:50.239		119.53	0.842	16:38:28.421
20 -	33.540	163.6	54.952	169.0	23.309	***130.3***	1:51.801		117.86	2.404	16:40:20.222
21 -	33.569	164.8	54.849	169.4	23.591	124.9	1:52.009		117.64	2.612	16:42:12.231

P2 16 G3/P1 Steve TANDY Lola B12/60

IDEAL LAP TIME : 1:49.954 BEST LAP TIME : 1:50.867 DIFFERENCE : 0.913

LAP	SECTOR 1		SECTOR 2		SECTOR 3		LAP TIME		MPH	DIFF	TIME OF DAY
1 -		154.9	56.218	160.9	23.856	127.0	1:56.557		113.05	5.690	16:03:27.324
2 -	34.345	156.4	53.963	162.0	23.578	127.0	1:51.886		117.77	1.019	16:05:19.210
3 -	34.097	157.5	54.853	159.4	23.501	124.9	1:52.451		117.18	1.584	16:07:11.661
4 -	34.393	155.7	53.595	161.7	23.248	125.2	1:51.236	(3)	118.46	0.369	16:09:02.897
5 -	34.330	156.0	54.473	159.7	***23.220***	126.1	1:52.023		117.63	1.156	16:10:54.920
6 -	34.593	154.6	53.997	162.4	23.378	126.1	1:51.968		117.69	1.101	16:12:46.888
7 -	34.203	156.4	55.499	161.3	23.528	126.6	1:53.230		116.38	2.363	16:14:40.118
8 -	34.136	155.7	54.014	162.0	23.706	126.6	1:51.856		117.81	0.989	16:16:31.974
9 -	34.201	156.4	54.113	162.8	23.680	125.6	1:51.994		117.66	1.127	16:18:23.968
10 -	34.698	157.1	54.140	162.4	23.605	125.6	1:52.443		117.19	1.576	16:20:16.411
11 -	33.961	157.1	54.848	160.9	23.791	126.3	1:52.600		117.03	1.733	16:22:09.011
12 -	34.729	156.0	53.663	162.4	IN PIT		1:53.698	**P**	115.90	2.831	16:24:02.709
13 -	OUTLAP	157.1	53.498	***163.6***	25.042	114.1	3:15.996		67.23	1:25.129	16:27:18.705
14 -	34.469	156.7	54.517	162.4	23.937	125.9	1:52.923		116.69	2.056	16:29:11.628
15 -	34.026	***158.2***	54.261	162.4	24.091	123.1	1:52.378		117.26	1.511	16:31:04.006
16 -	34.502	157.1	53.957	162.8	23.548	126.8	1:52.007		117.65	1.140	16:32:56.013
17 -	34.327	157.9	53.781	163.2	24.330	122.9	1:52.438		117.20	1.571	16:34:48.451
18 -	34.022	157.9	55.006	162.4	23.270	126.8	1:52.298		117.34	1.431	16:36:40.749
19 -	33.626	157.1	***53.122***	162.0	24.199	126.1	1:50.947	(2)	118.77	0.080	16:38:31.696
20 -	33.763	157.5	53.737	162.8	23.831	124.9	1:51.331		118.36	0.464	16:40:23.027
21 -	***33.612***	157.5	53.898	162.0	23.357	***127.8***	***1:50.867***	(1)	***118.86***		***16:42:13.894***

Weather / Track : Bright / Dry

Silverstone GP
Circuit Length = 3.6604 miles
Start: 16:01 Flag 16:42 End: 16:44

Silverstone Classic

Aston Martin Trophy for Masters Endurance Legends

RACE 20 - SECTOR ANALYSIS

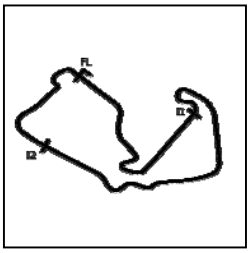

SECTOR 1 = FL to I1, SECTOR 2 = I1 to I2, SECTOR 3 = I2 to FL, DIFF = Difference To Personal Best Lap, P = Crossed Finish Line in Pit Lane, D = Time Disallowed

P3 7 G3/P1 David PORTER Peugeot 908

IDEAL LAP TIME : 1:51.109 BEST LAP TIME : 1:51.700 DIFFERENCE : 0.591

LAP	SECTOR 1		SECTOR 2		SECTOR 3		LAP TIME		MPH	DIFF	TIME OF DAY
1 -		165.6	55.701	178.4	24.240	128.8	1:57.534		112.11	5.834	16:03:28.301
2 -	34.159	168.1	53.852	178.0	23.689	***133.4***	***1:51.700***	**(1)**	***117.97***		***16:05:20.001***
3 -	***33.750***	163.6	54.859	170.7	23.646	132.8	1:52.255	**(3)**	117.39	0.555	16:07:12.256
4 -	34.671	163.6	***53.818***	177.5	23.580	131.0	1:52.069	**(2)**	117.58	0.369	16:09:04.325
5 -	34.072	169.8	55.295	176.1	23.951	130.8	1:53.318		116.29	1.618	16:10:57.643
6 -	34.475	170.7	56.257	178.0	24.234	129.8	1:54.966		114.62	3.266	16:12:52.609
7 -	34.347	172.0	56.278	178.4	24.130	115.7	1:54.755		114.83	3.055	16:14:47.364
8 -	35.441	170.3	53.924	177.0	***23.541***	125.6	1:52.906		116.71	1.206	16:16:40.270
9 -	34.490	171.6	54.333	***179.4***	24.826	128.0	1:53.649		115.95	1.949	16:18:33.919
10 -	34.391	172.0	54.777	177.5	25.643	128.3	1:54.811		114.77	3.111	16:20:28.730
11 -	35.973	169.4	54.620	178.0	IN PIT		1:56.616	**P**	113.00	4.916	16:22:25.346
12 -	OUTLAP	165.2	54.090	178.4	23.979	129.5	3:16.285		67.13	1:24.585	16:25:41.631
13 -	35.314	169.8	56.109	174.3	23.724	130.5	1:55.147		114.44	3.447	16:27:36.778
14 -	34.131	***173.8***	54.907	178.4	23.595	125.6	1:52.633		116.99	0.933	16:29:29.411
15 -	34.340	170.7	54.046	***179.4***	24.646	127.3	1:53.032		116.58	1.332	16:31:22.443
16 -	35.182	168.1	56.570	177.5	24.185	122.0	1:55.937		113.66	4.237	16:33:18.380
17 -	35.607	172.0	54.343	178.0	23.872	126.1	1:53.822		115.77	2.122	16:35:12.202
18 -	35.654	171.6	54.741	***179.4***	24.040	128.5	1:54.435		115.15	2.735	16:37:06.637
19 -	34.637	172.0	55.097	178.4	24.665	130.0	1:54.399		115.19	2.699	16:39:01.036
20 -	36.877	169.8	54.873	***179.4***	25.994	105.5	1:57.744		111.91	6.044	16:40:58.780
21 -	35.783	170.7	55.835	178.0	24.854	127.3	1:56.472		113.14	4.772	16:42:55.252

P4 99 G3/P1 Jamie CONSTABLE Pescarolo LMP1

IDEAL LAP TIME : BEST LAP TIME : 1:50.771 DIFFERENCE :

LAP	SECTOR 1	SECTOR 2	SECTOR 3	LAP TIME		MPH	DIFF	TIME OF DAY
1 -				2:14.293		98.12	23.522	16:03:45.060
2 -				1:56.030		113.57	5.259	16:05:41.090
3 -				1:57.107		112.52	6.336	16:07:38.197
4 -				1:56.110		113.49	5.339	16:09:34.307
5 -				1:55.866		113.73	5.095	16:11:30.173
6 -				1:55.835		113.76	5.064	16:13:26.008
7 -				1:55.100		114.48	4.329	16:15:21.108
8 -				1:52.717		116.91	1.946	16:17:13.825
9 -				1:54.017		115.57	3.246	16:19:07.842
10 -				1:53.358		116.24	2.587	16:21:01.200
11 -				1:54.067		115.52	3.296	16:22:55.267
12 -			***IN PIT***	1:55.385	**P**	114.20	4.614	16:24:50.652
13 -				3:16.596		67.02	1:25.825	16:28:07.249
14 -				1:53.021		116.59	2.250	16:30:00.270
15 -				1:52.151		117.50	1.380	16:31:52.421
16 -				1:52.024	**(3)**	117.63	1.253	16:33:44.445
17 -				***1:50.771***	**(1)**	***118.96***		***16:35:35.216***
18 -				1:52.037		117.61	1.266	16:37:27.253
19 -				1:52.064		117.59	1.293	16:39:19.317
20 -				1:52.066		117.58	1.295	16:41:11.383
21 -				1:51.162	**(2)**	118.54	0.391	16:43:02.545

Weather / Track : Bright / Dry

Silverstone GP
Circuit Length = 3.6604 miles
Start: 16:01 Flag 16:42 End: 16:44

Silverstone Classic

Aston Martin Trophy for Masters Endurance Legends

RACE 20 - SECTOR ANALYSIS

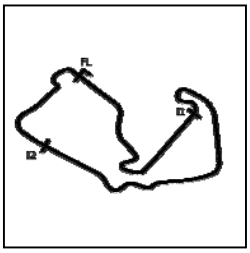

SECTOR 1 = FL to I1, SECTOR 2 = I1 to I2, SECTOR 3 = I2 to FL, DIFF = Difference To Personal Best Lap, P = Crossed Finish Line in Pit Lane, D = Time Disallowed

P5 6 G2/P1 James COTTINGHAM Dallara SP1

IDEAL LAP TIME : 1:53.430 BEST LAP TIME : 1:53.799 DIFFERENCE : 0.369

LAP	SECTOR 1		SECTOR 2		SECTOR 3		LAP TIME		MPH	DIFF	TIME OF DAY
1 -		160.9	56.318	164.8	24.558		1:57.968		111.70	4.169	16:03:28.735
2 -	34.775	161.3	55.369	167.3	24.104		1:54.248	(3)	115.34	0.449	16:05:22.983
3 -	***34.416***	163.2	55.223	166.9	24.160		***1:53.799***	**(1)**	***115.79***		***16:07:16.782***
4 -	34.815	162.4	55.444	168.6	***24.043***		1:54.302		115.28	0.503	16:09:11.084
5 -	34.550	163.2	55.250	168.6	24.246		1:54.046	(2)	115.54	0.247	16:11:05.130
6 -	35.245	162.0	55.300	166.9	24.240		1:54.785		114.80	0.986	16:12:59.915
7 -	34.550	***164.8***	***54.971***	***169.8***	25.446		1:54.967		114.62	1.168	16:14:54.882
8 -	34.582	163.6	55.551	169.0	24.692		1:54.825		114.76	1.026	16:16:49.707
9 -	36.201	160.9	56.057	163.6	IN PIT		1:59.690	**P**	110.09	5.891	16:18:49.397
10 -	OUTLAP	160.1	57.473	164.8	24.494		3:25.149		64.23	1:31.350	16:22:14.546
11 -	35.333	160.5	55.702	165.6	24.144		1:55.179		114.41	1.380	16:24:09.725
12 -	34.736	161.3	55.443	164.4	24.299		1:54.478		115.11	0.679	16:26:04.203
13 -	34.823	162.4	55.955	165.2	24.788		1:55.566		114.02	1.767	16:27:59.769
14 -	34.948	162.0	57.326	162.8	24.453		1:56.727		112.89	2.928	16:29:56.496
15 -	34.672	160.9	56.300	164.0	24.497		1:55.469		114.12	1.670	16:31:51.965
16 -	34.929	152.1	56.071	164.0	25.128		1:56.128		113.47	2.329	16:33:48.093
17 -	34.890	161.7	55.568	165.2	24.439		1:54.897		114.69	1.098	16:35:42.990
18 -	34.932	162.4	55.632	164.8	24.285		1:54.849		114.74	1.050	16:37:37.839
19 -	35.155	159.0	55.273	165.6	24.381		1:54.809		114.78	1.010	16:39:32.648
20 -	34.795	161.3	56.838	162.4	24.472		1:56.105		113.49	2.306	16:41:28.753
21 -	35.115	162.0	56.807	163.2	25.295	***112.2***	1:57.217		112.42	3.418	16:43:25.970

P6 34 G3/P2 Francois PERRODO Porsche RS Spyder

IDEAL LAP TIME : 1:52.177 BEST LAP TIME : 1:52.177 DIFFERENCE : 0.000

LAP	SECTOR 1		SECTOR 2		SECTOR 3		LAP TIME		MPH	DIFF	TIME OF DAY
1 -		146.8	58.453	159.0	24.682	121.7	2:05.113		105.32	12.936	16:03:35.880
2 -	36.457	152.8	56.098	158.6	24.254	122.9	1:56.809		112.81	4.632	16:05:32.689
3 -	34.948	155.3	55.312	***160.1***	23.930	124.5	1:54.190		115.40	2.013	16:07:26.879
4 -	34.905	155.3	55.332	159.7	23.840	124.2	1:54.077	**(2)**	115.51	1.900	16:09:20.956
5 -	34.762	155.3	55.262	***160.1***	24.067	124.0	1:54.091	**(3)**	115.50	1.914	16:11:15.047
6 -	36.549	154.9	55.494	159.7	23.878	122.6	1:55.921		113.67	3.744	16:13:10.968
7 -	35.451	152.8	55.200	159.7	23.808	124.0	1:54.459		115.13	2.282	16:15:05.427
8 -	35.093	153.9	55.240	***160.1***	24.312	124.0	1:54.645		114.94	2.468	16:17:00.072
9 -	35.017	153.9	54.996	159.4	24.084	123.3	1:54.097		115.49	1.920	16:18:54.169
10 -	34.986	155.3	55.365	159.7	24.039	123.5	1:54.390		115.20	2.213	16:20:48.559
11 -	36.592	154.9	57.123	159.0	24.266	124.0	1:57.981		111.69	5.804	16:22:46.540
12 -	36.700	154.2	55.022	159.0	IN PIT		1:57.966	**P**	111.70	5.789	16:24:44.506
13 -	OUTLAP	152.1	55.059	158.6	23.996	124.5	3:21.702		65.33	1:29.525	16:28:06.208
14 -	36.123	144.3	55.745	***160.1***	24.259	122.6	1:56.127		113.47	3.950	16:30:02.335
15 -	37.481	151.4	55.080	159.7	23.894	116.7	1:56.455		113.15	4.278	16:31:58.790
16 -	34.970	154.9	55.723	159.0	24.035	124.2	1:54.728		114.86	2.551	16:33:53.518
17 -	37.586	***155.7***	55.887	159.4	24.947	124.0	1:58.420		111.28	6.243	16:35:51.938
18 -	34.751	154.6	55.727	158.6	24.591	***125.2***	1:55.069		114.52	2.892	16:37:47.007
19 -	35.289	152.5	55.727	159.7	23.897	124.9	1:54.913		114.67	2.736	16:39:41.920
20 -	***34.522***	154.6	***53.980***	159.7	***23.675***	***125.2***	***1:52.177***	**(1)**	***117.47***		***16:41:34.097***
21 -	36.535	153.2	54.200	159.7	24.699	123.3	1:55.434		114.15	3.257	16:43:29.531

Weather / Track : Bright / Dry

Silverstone GP
Circuit Length = 3.6604 miles
Start: 16:01 Flag 16:42 End: 16:44

Silverstone Classic

Aston Martin Trophy for Masters Endurance Legends

RACE 20 - SECTOR ANALYSIS

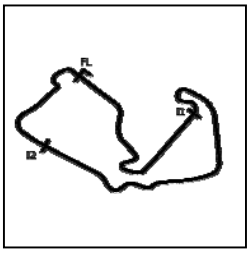

SECTOR 1 = FL to I1, SECTOR 2 = I1 to I2, SECTOR 3 = I2 to FL, DIFF = Difference To Personal Best Lap, P = Crossed Finish Line in Pit Lane, D = Time Disallowed

P7 116 G3/P1 Emmanuel COLLARD Pescarolo LMP1

IDEAL LAP TIME : 1:48.655 BEST LAP TIME : 1:48.768 DIFFERENCE : 0.113

LAP	SECTOR 1		SECTOR 2		SECTOR 3		LAP TIME		MPH	DIFF	TIME OF DAY
1 -		150.8	59.215	168.1	IN PIT		2:14.281	P	98.13	25.513	16:03:45.048
2 -	OUTLAP	166.9	53.276	169.8	23.140	129.8	2:43.470		80.61	54.702	16:06:28.518
3 -	34.622	166.9	54.083	170.3	23.143	129.8	1:51.848		117.81	3.080	16:08:20.366
4 -	33.981	165.2	53.235	170.3	23.141	129.3	1:50.357		119.41	1.589	16:10:10.723
5 -	34.286	163.2	53.349	170.7	23.315	129.5	1:50.950		118.77	2.182	16:12:01.673
6 -	33.570	166.9	53.823	169.4	23.159	129.5	1:50.552		119.19	1.784	16:13:52.225
7 -	33.707	165.6	53.593	170.7	24.438	112.0	1:51.738		117.93	2.970	16:15:43.963
8 -	34.771	163.6	54.211	170.7	23.162	128.5	1:52.144		117.50	3.376	16:17:36.107
9 -	33.645	166.9	52.882	171.1	23.125	129.8	1:49.652		120.17	0.884	16:19:25.759
10 -	33.632	166.1	52.871	170.7	22.978	130.0	1:49.481		120.36	0.713	16:21:15.240
11 -	33.415	167.3	52.732	170.3	IN PIT		1:50.667	P	119.07	1.899	16:23:05.907
12 -	OUTLAP	166.9	54.748	170.7	23.203	127.3	4:00.805		54.72	2:12.037	16:27:06.712
13 -	34.008	167.3	52.646	170.7	23.463	120.4	1:50.117		119.67	1.349	16:28:56.829
14 -	33.369	166.9	***52.597***	170.7	22.990	130.8	1:48.956	(2)	120.94	0.188	16:30:45.785
15 -	34.363	162.8	53.151	171.1	***22.880***	***131.3***	1:50.394		119.37	1.626	16:32:36.179
16 -	33.362	167.3	55.288	171.1	24.013	130.3	1:52.663		116.96	3.895	16:34:28.842
17 -	***33.178***	***167.7***	53.687	170.7	23.027	130.3	1:49.892		119.91	1.124	16:36:18.734
18 -	33.530	167.3	52.875	170.7	23.011	***131.3***	1:49.416	(3)	120.43	0.648	16:38:08.150
19 -	33.208	***167.7***	52.680	170.7	***22.880***	***131.3***	***1:48.768***	(1)	***121.15***		***16:39:56.918***
20 -	34.981	167.3	53.239	***171.6***	22.945	130.3	1:51.165		118.54	2.397	16:41:48.083
21 -	34.233	164.4	52.757	170.3	23.240	130.3	1:50.230		119.54	1.462	16:43:38.313

P8 45 G3/P2 Keith FRIESER Oreca 03 LMP2

IDEAL LAP TIME : 1:57.072 BEST LAP TIME : 1:57.401 DIFFERENCE : 0.329

LAP	SECTOR 1		SECTOR 2		SECTOR 3		LAP TIME		MPH	DIFF	TIME OF DAY
1 -		146.5	59.883	154.2	25.030	116.7	2:06.814		103.91	9.413	16:03:37.581
2 -	37.217	148.4	1:02.707	144.3	26.239	114.3	2:06.163		104.45	8.762	16:05:43.744
3 -	36.519	149.1	58.403	153.2	25.284	116.7	2:00.206		109.62	2.805	16:07:43.950
4 -	35.912	148.7	57.979	153.5	24.990	119.1	1:58.881		110.84	1.480	16:09:42.831
5 -	35.869	149.7	57.612	153.9	24.833	117.3	1:58.314	(2)	111.37	0.913	16:11:41.145
6 -	36.283	149.1	57.674	153.9	24.797	118.7	1:58.754		110.96	1.353	16:13:39.899
7 -	37.369	146.8	58.488	154.2	26.659	116.5	2:02.516		107.55	5.115	16:15:42.415
8 -	36.522	149.4	58.297	154.2	25.559	112.0	2:00.378		109.47	2.977	16:17:42.793
9 -	37.083	150.1	58.197	154.2	25.032	119.6	2:00.312		109.53	2.911	16:19:43.105
10 -	36.149	150.1	57.699	154.6	25.057	118.5	1:58.905		110.82	1.504	16:21:42.010
11 -	36.298	149.1	58.250	154.2	25.299	119.1	1:59.847		109.95	2.446	16:23:41.857
12 -	36.192	149.7	57.779	153.9	IN PIT		2:00.809	P	109.07	3.408	16:25:42.666
13 -	OUTLAP	149.1	58.059	154.2	24.908	120.0	3:22.629		65.03	1:25.228	16:29:05.295
14 -	36.038	150.1	57.457	154.6	25.068	116.3	1:58.563	(3)	111.14	1.162	16:31:03.858
15 -	36.873	***150.4***	57.623	153.5	24.922	121.1	1:59.418		110.35	2.017	16:33:03.276
16 -	35.660	149.7	***56.984***	***154.9***	26.875	119.8	1:59.519		110.25	2.118	16:35:02.795
17 -	***35.568***	150.1	57.313	154.6	***24.520***	***121.7***	***1:57.401***	(1)	***112.24***		***16:37:00.196***
18 -	36.221	150.1	59.061	154.2	24.846	119.1	2:00.128		109.69	2.727	16:39:00.324
19 -	38.078	148.1	58.624	153.5	25.223	112.2	2:01.925		108.08	4.524	16:41:02.249
20 -	38.632	149.7	57.585	***154.9***	25.430	119.6	2:01.647		108.32	4.246	16:43:03.896

Weather / Track : Bright / Dry

Silverstone GP
Circuit Length = 3.6604 miles
Start: 16:01 Flag 16:42 End: 16:44

Silverstone Classic

Aston Martin Trophy for Masters Endurance Legends

RACE 20 - SECTOR ANALYSIS

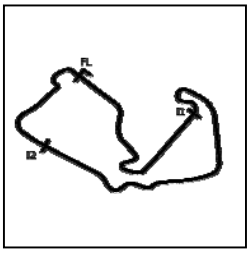

SECTOR 1 = FL to I1, SECTOR 2 = I1 to I2, SECTOR 3 = I2 to FL, DIFF = Difference To Personal Best Lap, P = Crossed Finish Line in Pit Lane, D = Time Disallowed

P9 25 G2/P2 Mike NEWTON MG Lola EX257

IDEAL LAP TIME : 1:57.016 BEST LAP TIME : 1:58.617 DIFFERENCE : 1.601

LAP	SECTOR 1		SECTOR 2		SECTOR 3		LAP TIME		MPH	DIFF	TIME OF DAY
1 -		152.5	58.778	163.6	25.669	120.4	2:07.703		103.19	9.086	16:03:38.470
2 -	36.097	157.9	58.304	162.8	25.427	116.9	1:59.828	(2)	109.97	1.211	16:05:38.298
3 -	36.430	155.7	59.023	163.2	26.151	119.6	2:01.604		108.36	2.987	16:07:39.902
4 -	37.188	157.1	57.572	***164.4***	25.971	122.0	2:00.731		109.15	2.114	16:09:40.633
5 -	***35.914***	158.2	58.466	163.6	25.852	119.6	2:00.232		109.60	1.615	16:11:40.865
6 -	37.598	148.7	58.716	145.2	26.194	120.9	2:02.508		107.56	3.891	16:13:43.373
7 -	36.697	156.0	57.990	162.8	26.203	109.1	2:00.890		109.00	2.273	16:15:44.263
8 -	37.377	156.7	58.455	163.2	25.949	122.6	2:01.781		108.20	3.164	16:17:46.044
9 -	37.843	155.3	58.081	163.2	IN PIT		2:04.574	**P**	105.78	5.957	16:19:50.618
10 -	OUTLAP	157.9	***56.425***	164.0	***24.677***	122.0	3:22.639		65.03	1:24.022	16:23:13.257
11 -	36.915	***159.0***	56.675	162.8	25.027	***125.9***	***1:58.617***	**(1)**	***111.09***		***16:25:11.874***
12 -	36.034	158.2	58.461	164.0	25.445	121.1	1:59.940		109.86	1.323	16:27:11.814
13 -	36.575	158.2	58.441	163.6	28.385	121.3	2:03.401		106.78	4.784	16:29:15.215
14 -	37.291	156.4	57.124	164.0	25.791	113.7	2:00.206		109.62	1.589	16:31:15.421
15 -	37.314	157.1	59.023	163.6	25.798	111.1	2:02.135		107.89	3.518	16:33:17.556
16 -	37.692	158.6	58.678	162.0	26.159	116.7	2:02.529		107.54	3.912	16:35:20.085
17 -	36.998	157.1	59.405	164.0	25.166	117.1	2:01.569		108.39	2.952	16:37:21.654
18 -	37.002	156.7	57.205	164.0	25.710	115.7	1:59.917	**(3)**	109.89	1.300	16:39:21.571
19 -	37.239	156.7	57.105	***164.4***	26.395	119.6	2:00.739		109.14	2.122	16:41:22.310
20 -	36.289	158.6	58.695	164.0	25.605	115.7	2:00.589		109.27	1.972	16:43:22.899

P10 9 G2/P1 Shaun LYNN Bentley Speed 8

IDEAL LAP TIME : 1:57.339 BEST LAP TIME : 1:57.442 DIFFERENCE : 0.103

LAP	SECTOR 1		SECTOR 2		SECTOR 3		LAP TIME		MPH	DIFF	TIME OF DAY
1 -		152.8	58.840	163.6	25.903	115.9	2:04.464		105.87	7.022	16:03:35.231
2 -	36.982	156.4	58.045	165.2	25.158	119.8	2:00.185		109.64	2.743	16:05:35.416
3 -	37.063	157.9	56.820	165.2	***24.806***	***121.5***	1:58.689	**(2)**	111.02	1.247	16:07:34.105
4 -	***35.722***	156.4	***56.811***	164.4	24.909	120.2	***1:57.442***	**(1)**	***112.20***		***16:09:31.547***
5 -	36.093	158.2	1:01.321	156.4	26.160	117.3	2:03.574		106.63	6.132	16:11:35.121
6 -	36.474	157.1	57.236	165.2	25.638	115.1	1:59.348		110.41	1.906	16:13:34.469
7 -	36.582	158.2	57.445	***165.6***	25.204	119.4	1:59.231		110.52	1.789	16:15:33.700
8 -	36.145	***159.4***	57.368	164.4	25.207	117.5	1:58.720	**(3)**	110.99	1.278	16:17:32.420
9 -	37.403	156.7	57.991	164.8	IN PIT		2:04.390	**P**	105.93	6.948	16:19:36.810
10 -	OUTLAP	151.4	58.472	164.0	25.879	113.3	3:36.139		60.96	1:38.697	16:23:12.949
11 -	38.647	158.6	57.645	164.8	25.740	113.5	2:02.032		107.98	4.590	16:25:14.981
12 -	37.619	153.9	58.851	158.6	27.137	108.4	2:03.607		106.61	6.165	16:27:18.588
13 -	38.379	157.9	57.927	164.4	25.667	114.5	2:01.973		108.03	4.531	16:29:20.561
14 -	36.815	158.6	57.602	164.4	28.889		2:03.306		106.87	5.864	16:31:23.867
15 -	36.828	157.5	58.554	164.8	25.712	116.7	2:01.094		108.82	3.652	16:33:24.961
16 -	36.387	157.5	58.066	164.0	25.793	118.9	2:00.246		109.59	2.804	16:35:25.207
17 -	36.296	159.0	58.137	162.0	26.434	117.3	2:00.867		109.02	3.425	16:37:26.074
18 -	37.060	159.0	57.613	164.8	25.349	118.3	2:00.022		109.79	2.580	16:39:26.096
19 -	36.421	158.6	57.623	164.0	25.222	118.9	1:59.266		110.49	1.824	16:41:25.362
20 -	38.018	159.0	59.538	164.4	25.839	112.9	2:03.395		106.79	5.953	16:43:28.757

Weather / Track : Bright / Dry

Silverstone GP
Circuit Length = 3.6604 miles
Start: 16:01 Flag 16:42 End: 16:44

Silverstone Classic

Aston Martin Trophy for Masters Endurance Legends

RACE 20 - SECTOR ANALYSIS

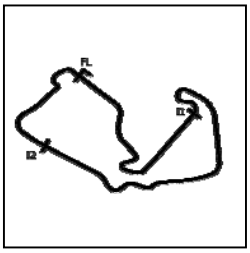

SECTOR 1 = FL to I1, SECTOR 2 = I1 to I2, SECTOR 3 = I2 to FL, DIFF = Difference To Personal Best Lap, P = Crossed Finish Line in Pit Lane, D = Time Disallowed

P11 008 G3/P1 Christophe D'ANSEMBOURG Lola Aston DBR1-2

IDEAL LAP TIME : 1:50.367 BEST LAP TIME : 1:50.435 DIFFERENCE : 0.068

LAP	SECTOR 1		SECTOR 2		SECTOR 3		LAP TIME		MPH	DIFF	TIME OF DAY
1 -		165.2	54.839	172.5	23.753	132.3	1:54.899		114.68	4.464	16:03:25.666
2 -	33.969	170.3	54.779	173.8	23.442	130.5	1:52.190	(2)	117.45	1.755	16:05:17.856
3 -	33.944	169.8	56.692	169.4	25.030	130.0	1:55.666		113.92	5.231	16:07:13.522
4 -	34.062	168.1	54.960	173.8	24.163	131.3	1:53.185		116.42	2.750	16:09:06.707
5 -	33.651	168.6	54.531	172.9	24.166	131.3	1:52.348	(3)	117.29	1.913	16:10:59.055
6 -	***33.289***	***171.1***	55.478	173.4	23.809	132.6	1:52.576		117.05	2.141	16:12:51.631
7 -	34.403	169.0	55.079	172.5	23.856	130.0	1:53.338		116.26	2.903	16:14:44.969
8 -	33.915	167.7	55.190	172.5	23.908	131.8	1:53.013		116.60	2.578	16:16:37.982
9 -	33.867	169.8	55.314	173.4	24.201	132.8	1:53.382		116.22	2.947	16:18:31.364
10 -	33.823	166.5	55.698	170.3	26.021	132.1	1:55.542		114.05	5.107	16:20:26.906
11 -	34.984	166.5	55.742	171.1	IN PIT		1:55.753	P	113.84	5.318	16:22:22.659
12 -	OUTLAP	165.2	55.069	170.3	24.722	119.1	3:17.750		66.63	1:27.315	16:25:40.409
13 -	34.314	162.8	57.565	170.7	23.410	***134.2***	1:55.289		114.30	4.854	16:27:35.698
14 -	33.357	169.8	***53.836***	***174.3***	***23.242***	133.4	***1:50.435***	(1)	***119.32***		***16:29:26.133***
15 -	34.144	162.0	55.059	173.4	24.221	132.3	1:53.424		116.18	2.989	16:31:19.557
16 -	34.175	168.6	55.378	172.5	23.925	133.4	1:53.478		116.12	3.043	16:33:13.035
17 -	33.385	169.4	3:35.828	167.3	24.099	131.8	4:33.312		48.21	2:42.877	16:37:46.347
18 -	34.425	164.8	55.370	170.7	24.420	132.1	1:54.215		115.37	3.780	16:39:40.562
19 -	34.171	168.1	54.561	172.9	23.723	133.1	1:52.455		117.18	2.020	16:41:33.017
20 -	35.373	169.4	55.276	173.8	25.473	123.8	1:56.122		113.48	5.687	16:43:29.139

P12 24 G3/P2 Mike FURNESS Courage LC75

IDEAL LAP TIME : 1:58.880 BEST LAP TIME : 2:00.090 DIFFERENCE : 1.210

LAP	SECTOR 1		SECTOR 2		SECTOR 3		LAP TIME		MPH	DIFF	TIME OF DAY
1 -		150.8	59.315	157.9	25.588	117.1	2:04.943		105.46	4.853	16:03:35.710
2 -	37.325	151.4	58.693	157.9	25.460	118.5	2:01.478		108.47	1.388	16:05:37.188
3 -	***36.232***	153.5	58.417	157.5	25.516	117.1	2:00.165	(2)	109.66	0.075	16:07:37.353
4 -	36.863	152.1	58.576	157.5	25.615	117.5	2:01.054		108.85	0.964	16:09:38.407
5 -	36.467	153.5	58.380	157.9	25.400	118.1	2:00.247	(3)	109.58	0.157	16:11:38.654
6 -	36.688	152.8	58.070	157.9	***25.332***	118.5	***2:00.090***	(1)	***109.73***		***16:13:38.744***
7 -	37.662	152.1	58.593	158.2	26.297	***119.4***	2:02.552		107.52	2.462	16:15:41.296
8 -	36.802	152.8	58.126	157.5	26.315	105.5	2:01.243		108.68	1.153	16:17:42.539
9 -	37.810	146.5	58.550	157.1	IN PIT		2:04.416	P	105.91	4.326	16:19:46.955
10 -	OUTLAP	153.9	***57.316***	157.5	25.845	116.9	3:29.379		62.93	1:29.289	16:23:16.334
11 -	36.766	153.2	58.894	158.2	25.982	115.7	2:01.642		108.33	1.552	16:25:17.976
12 -	36.628	***154.6***	58.235	158.2	27.386	115.9	2:02.249		107.79	2.159	16:27:20.225
13 -	37.022	154.2	58.796	158.6	25.608	117.3	2:01.426		108.52	1.336	16:29:21.651
14 -	37.393	153.2	58.439	157.5	26.589	111.8	2:02.421		107.64	2.331	16:31:24.072
15 -	37.232	152.1	59.266	158.2	25.634	118.1	2:02.132		107.89	2.042	16:33:26.204
16 -	36.348	***154.6***	58.427	158.6	25.513	118.1	2:00.288		109.55	0.198	16:35:26.492
17 -	36.302	153.5	58.672	157.5	27.140	112.2	2:02.114		107.91	2.024	16:37:28.606
18 -	37.164	153.2	58.126	158.6	25.417	117.3	2:00.707		109.17	0.617	16:39:29.313
19 -	37.461	153.5	59.555	***159.0***	25.768	118.5	2:02.784		107.32	2.694	16:41:32.097
20 -	38.314	152.8	59.052	157.9	26.319	116.1	2:03.685		106.54	3.595	16:43:35.782

Weather / Track : Bright / Dry

Silverstone GP
Circuit Length = 3.6604 miles
Start: 16:01 Flag 16:42 End: 16:44

Silverstone Classic

Aston Martin Trophy for Masters Endurance Legends

RACE 20 - SECTOR ANALYSIS

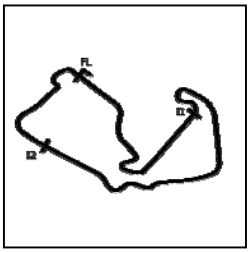

SECTOR 1 = FL to I1, SECTOR 2 = I1 to I2, SECTOR 3 = I2 to FL, DIFF = Difference To Personal Best Lap, P = Crossed Finish Line in Pit Lane, D = Time Disallowed

P13 46 G3/P2 Mike HIGSON — Oreca 03 LMP2

IDEAL LAP TIME : 1:58.235 BEST LAP TIME : 1:58.842 DIFFERENCE : 0.607

LAP	SECTOR 1		SECTOR 2		SECTOR 3		LAP TIME		MPH	DIFF	TIME OF DAY
1 -		147.1	58.907	154.9	26.032	117.5	2:06.376		104.27	7.534	16:03:37.143
2 -	37.110	149.7	1:05.814	141.2	26.045	119.6	2:08.969		102.17	10.127	16:05:46.112
3 -	37.492	150.1	59.445	153.5	25.774	120.4	2:02.711		107.38	3.869	16:07:48.823
4 -	38.397	148.7	59.326	***155.3***	26.395	114.9	2:04.118		106.17	5.276	16:09:52.941
5 -	37.152	148.4	59.011	153.9	25.440	120.6	2:01.603		108.36	2.761	16:11:54.544
6 -	36.730	148.7	58.382	154.6	25.617	120.2	2:00.729		109.15	1.887	16:13:55.273
7 -	36.764	148.7	58.608	154.2	26.481	120.2	2:01.853		108.14	3.011	16:15:57.126
8 -	36.477	***150.4***	1:00.525	153.9	25.216	119.6	2:02.218		107.82	3.376	16:17:59.344
9 -	36.572	149.7	59.071	153.5	26.509	120.4	2:02.152		107.88	3.310	16:20:01.496
10 -	36.738	149.7	58.545	153.9	IN PIT		2:01.125	**P**	108.79	2.283	16:22:02.621
11 -	OUTLAP	149.1	59.648	153.9	25.532	113.5	3:34.098		61.55	1:35.256	16:25:36.719
12 -	36.951	148.7	59.918	152.8	25.512	120.2	2:02.381		107.67	3.539	16:27:39.100
13 -	36.600	149.1	59.023	153.5	25.391	119.8	2:01.014		108.89	2.172	16:29:40.114
14 -	40.527	148.4	58.579	154.2	25.509	119.8	2:04.615		105.74	5.773	16:31:44.729
15 -	36.840	148.7	58.918	152.5	26.007	120.6	2:01.765		108.22	2.923	16:33:46.494
16 -	36.774	148.7	58.164	154.2	25.096	120.0	2:00.034		109.78	1.192	16:35:46.528
17 -	***35.830***	149.4	58.057	154.2	24.955	120.9	***1:58.842***	**(1)**	***110.88***		***16:37:45.370***
18 -	37.169	144.3	59.294	153.2	24.966	120.0	2:01.429		108.52	2.587	16:39:46.799
19 -	36.933	148.7	***57.648***	154.6	***24.757***	***121.3***	1:59.338	**(2)**	110.42	0.496	16:41:46.137
20 -	36.613	147.8	57.906	154.9	25.040	120.9	1:59.559	**(3)**	110.21	0.717	16:43:45.696

P14 65 G2/GT1 Massimiliano GIRARDO — Ferrari 550

IDEAL LAP TIME : 2:05.576 BEST LAP TIME : 2:05.785 DIFFERENCE : 0.209

LAP	SECTOR 1		SECTOR 2		SECTOR 3		LAP TIME		MPH	DIFF	TIME OF DAY
1 -		149.4	1:02.734	158.6	26.851	110.5	2:12.830		99.20	7.045	16:03:43.597
2 -	38.962	***154.2***	1:00.974	158.2	26.866	114.3	2:06.802		103.92	1.017	16:05:50.399
3 -	40.731	136.6	1:01.568	158.2	27.107	113.3	2:09.406		101.83	3.621	16:07:59.805
4 -	38.873	144.6	1:01.343	158.2	26.572	113.5	2:06.788		103.93	1.003	16:10:06.593
5 -	38.699	151.1	1:01.124	157.9	26.877	112.7	2:06.700		104.00	0.915	16:12:13.293
6 -	38.546	150.4	1:00.898	158.6	27.079	113.5	2:06.523	**(3)**	104.15	0.738	16:14:19.816
7 -	39.614	151.8	1:01.107	157.5	26.961	113.7	2:07.682		103.20	1.897	16:16:27.498
8 -	38.737	145.8	1:01.395	158.2	27.431	113.1	2:07.563		103.30	1.778	16:18:35.061
9 -	38.883	149.7	1:01.353	158.2	28.072	113.9	2:08.308		102.70	2.523	16:20:43.369
10 -	***38.469***	151.8	1:01.805	158.6	26.897	111.1	2:07.171		103.62	1.386	16:22:50.540
11 -	39.107	148.7	1:02.561	158.6	IN PIT		2:11.249	**P**	100.40	5.464	16:25:01.789
12 -	OUTLAP	150.4	1:01.154	157.9	26.970	111.8	3:30.145		62.70	1:24.360	16:28:31.934
13 -	38.473	151.4	***1:00.598***	158.2	26.714	111.6	***2:05.785***	**(1)**	***104.76***		***16:30:37.719***
14 -	38.551	152.5	1:01.431	157.5	26.710	112.0	2:06.692		104.01	0.907	16:32:44.411
15 -	39.248	***154.2***	1:02.251	157.5	27.114	113.3	2:08.613		102.46	2.828	16:34:53.024
16 -	38.874	152.5	1:00.804	158.2	***26.509***	113.5	2:06.187	**(2)**	104.43	0.402	16:36:59.211
17 -	38.681	149.7	1:03.158	158.6	26.990	113.1	2:08.829		102.28	3.044	16:39:08.040
18 -	39.858	150.4	1:01.930	157.5	27.099	***114.9***	2:08.887		102.24	3.102	16:41:16.927
19 -	38.789	152.8	1:02.578	***159.4***	27.411	106.8	2:08.778		102.32	2.993	16:43:25.705

Weather / Track : Bright / Dry

Silverstone GP
Circuit Length = 3.6604 miles
Start: 16:01 Flag 16:42 End: 16:44

Silverstone Classic

Aston Martin Trophy for Masters Endurance Legends

RACE 20 - SECTOR ANALYSIS

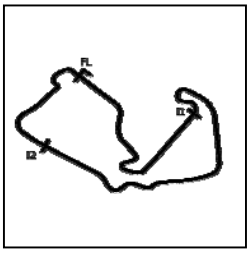

SECTOR 1 = FL to I1, SECTOR 2 = I1 to I2, SECTOR 3 = I2 to FL, DIFF = Difference To Personal Best Lap, P = Crossed Finish Line in Pit Lane, D = Time Disallowed

P15 55 Inv SCOTT / WILLIAMS Ferrari 458 GT3

IDEAL LAP TIME : 2:02.134 BEST LAP TIME : 2:02.134 DIFFERENCE : 0.000

LAP	SECTOR 1		SECTOR 2		SECTOR 3		LAP TIME		MPH	DIFF	TIME OF DAY
1 -		***150.4***	1:01.279	153.5	25.841	113.1	2:11.084		100.52	8.950	16:03:41.851
2 -	37.344	***150.4***	1:00.008	153.5	25.896	113.1	2:03.248		106.92	1.114	16:05:45.099
3 -	37.372	149.7	59.820	153.5	25.779	115.1	2:02.971		107.16	0.837	16:07:48.070
4 -	38.439	149.4	59.617	153.9	27.212	110.3	2:05.268		105.19	3.134	16:09:53.338
5 -	37.234	150.1	1:00.273	153.2	25.732	114.1	2:03.239		106.92	1.105	16:11:56.577
6 -	37.160	149.7	59.598	153.9	25.591	115.3	2:02.349	**(2)**	107.70	0.215	16:13:58.926
7 -	***37.103***	149.1	***59.464***	153.9	***25.567***	***115.5***	***2:02.134***	**(1)**	***107.89***		***16:16:01.060***
8 -	37.638	148.7	1:00.218	153.9	26.458	114.5	2:04.314		106.00	2.180	16:18:05.374
9 -	37.281	149.7	59.781	153.5	25.735	115.3	2:02.797	**(3)**	107.31	0.663	16:20:08.171
10 -	37.383	148.7	59.939	***154.6***	IN PIT		2:04.954	**P**	105.46	2.820	16:22:13.125
11 -	OUTLAP	144.6	1:04.567	152.8	28.356	105.3	4:54.574		44.73	2:52.440	16:27:07.699
12 -	40.279	146.8	1:04.599	152.8	27.608	106.5	2:12.486		99.46	10.352	16:29:20.185
13 -	44.145	130.5	1:03.505	153.5	27.087	110.5	2:14.737		97.80	12.603	16:31:34.922
14 -	41.469	147.1	1:03.881	153.2	29.800	105.1	2:15.150		97.50	13.016	16:33:50.072
15 -	40.299	145.5	1:04.300	153.2	28.319	105.1	2:12.918		99.14	10.784	16:36:02.990
16 -	39.420	148.1	1:03.984	151.4	28.144	105.3	2:11.548		100.17	9.414	16:38:14.538
17 -	39.407	147.1	1:03.734	152.8	28.597	104.8	2:11.738		100.03	9.604	16:40:26.276
18 -	39.599	146.8	1:03.638	153.2	28.187	101.9	2:11.424		100.26	9.290	16:42:37.700

P16 95 G2/GT2 Ollie HANCOCK TVR T400 R

IDEAL LAP TIME : 2:08.400 BEST LAP TIME : 2:08.501 DIFFERENCE : 0.101

LAP	SECTOR 1		SECTOR 2		SECTOR 3		LAP TIME		MPH	DIFF	TIME OF DAY
1 -		137.7	1:04.366	144.9	27.992	106.1	2:22.558		92.43	14.057	16:03:53.325
2 -	40.010	***141.2***	1:03.563	143.7	27.597	107.0	2:11.170		100.46	2.669	16:06:04.495
3 -	39.402	***141.2***	1:03.411	144.9	27.280	106.1	2:10.093		101.29	1.592	16:08:14.588
4 -	39.647	139.8	1:03.143	143.7	27.210	106.8	2:10.000		101.36	1.499	16:10:24.588
5 -	39.375	140.1	1:03.227	143.7	27.441	106.1	2:10.043		101.33	1.542	16:12:34.631
6 -	39.708	139.2	1:03.047	143.3	27.246	106.6	2:10.001		101.36	1.500	16:14:44.632
7 -	40.440	139.8	1:03.505	143.7	27.441	107.2	2:11.386		100.29	2.885	16:16:56.018
8 -	39.478	140.1	1:03.200	143.0	27.381	107.0	2:10.059		101.32	1.558	16:19:06.077
9 -	39.684	140.1	1:03.145	144.3	IN PIT		2:11.929	**P**	99.88	3.428	16:21:18.006
10 -	OUTLAP	140.1	1:03.716	144.6	27.273	106.6	4:22.313		50.23	2:13.812	16:25:40.319
11 -	40.192	139.8	1:03.081	144.3	27.153	107.5	2:10.426		101.03	1.925	16:27:50.745
12 -	39.194	140.3	1:02.998	144.0	27.105	107.2	2:09.297	**(3)**	101.91	0.796	16:30:00.042
13 -	39.962	140.1	1:02.867	144.6	26.972	108.0	2:09.801		101.52	1.300	16:32:09.843
14 -	39.138	140.9	***1:02.462***	144.9	***26.901***	***108.4***	***2:08.501***	**(1)**	***102.55***		***16:34:18.344***
15 -	39.244	140.9	1:04.005	***145.8***	27.414	107.3	2:10.663		100.85	2.162	16:36:29.007
16 -	39.345	140.6	1:03.494	144.6	27.205	107.5	2:10.044		101.33	1.543	16:38:39.051
17 -	40.497	133.1	1:03.095	143.7	27.004	107.3	2:10.596		100.90	2.095	16:40:49.647
18 -	***39.037***	140.9	1:02.759	144.6	27.193	107.7	2:08.989	**(2)**	102.16	0.488	16:42:58.636

Weather / Track : Bright / Dry

Silverstone GP
Circuit Length = 3.6604 miles
Start: 16:01 Flag 16:42 End: 16:44

Silverstone Classic

Aston Martin Trophy for Masters Endurance Legends

RACE 20 - SECTOR ANALYSIS

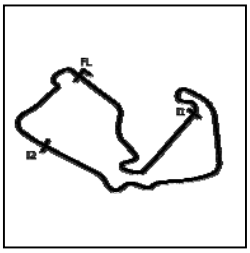

SECTOR 1 = FL to I1, SECTOR 2 = I1 to I2, SECTOR 3 = I2 to FL, DIFF = Difference To Personal Best Lap, P = Crossed Finish Line in Pit Lane, D = Time Disallowed

P17 007 Inv LIENAU / GRANT Aston Martin Vantage V12

IDEAL LAP TIME : 2:04.326 BEST LAP TIME : 2:05.124 DIFFERENCE : 0.798

LAP	SECTOR 1		SECTOR 2		SECTOR 3		LAP TIME		MPH	DIFF	TIME OF DAY
1 -		144.9	1:01.545	157.5	26.850	108.9	2:13.223		98.91	8.099	16:03:43.990
2 -	39.638	151.4	1:00.388	***158.2***	26.924	110.3	2:06.950		103.80	1.826	16:05:50.940
3 -	39.717	146.8	***59.801***	156.0	***26.603***	***111.4***	2:06.121	**(3)**	104.48	0.997	16:07:57.061
4 -	38.027	151.1	1:00.434	156.4	26.878	110.9	2:05.339	**(2)**	105.13	0.215	16:10:02.400
5 -	38.527	150.4	1:03.661	146.8	27.099	110.7	2:09.287		101.92	4.163	16:12:11.687
6 -	***37.922***	***152.1***	1:00.589	154.6	26.613	110.7	***2:05.124***	**(1)**	***105.31***		***16:14:16.811***
7 -	38.795	149.7	1:02.051	153.5	27.155	108.4	2:08.001		102.95	2.877	16:16:24.812
8 -	39.085	146.8	1:02.075	156.4	IN PIT		2:08.428	**P**	102.60	3.304	16:18:33.240
9 -	OUTLAP	138.9	1:07.175	139.8	30.206	100.7	4:11.783		52.33	2:06.659	16:22:45.023
10 -	41.741	141.8	1:05.421	135.8	30.032	98.6	2:17.194		96.05	12.070	16:25:02.217
11 -	41.562	127.5	1:06.248	149.1	32.068	101.5	2:19.878		94.20	14.754	16:27:22.095
12 -	40.871	141.2	1:06.318	154.2	29.304	100.9	2:16.493		96.54	11.369	16:29:38.588
13 -	43.899	144.6	1:06.744	129.8	29.375	100.4	2:20.018		94.11	14.894	16:31:58.606
14 -	40.759	145.5	1:04.725	150.1	29.300	102.4	2:14.784		97.76	9.660	16:34:13.390
15 -	41.009	123.1	1:06.437	154.9	29.375	101.2	2:16.821		96.31	11.697	16:36:30.211
16 -	40.667	145.8	1:05.700	153.9	29.090	103.2	2:15.457		97.28	10.333	16:38:45.668
17 -	41.041	145.8	1:05.148	145.8	29.573	101.2	2:15.762		97.06	10.638	16:41:01.430
18 -	42.246	149.1	1:04.932	150.8	29.089	98.1	2:16.267		96.70	11.143	16:43:17.697

P18 20 G2/P2 Pierre BRUNEAU Pilbeam MP91

IDEAL LAP TIME : 2:09.290 BEST LAP TIME : 2:09.736 DIFFERENCE : 0.446

LAP	SECTOR 1		SECTOR 2		SECTOR 3		LAP TIME		MPH	DIFF	TIME OF DAY
1 -		***138.9***	1:03.494	***146.5***	27.916	107.3	2:17.925		95.54	8.189	16:03:48.692
2 -	39.867	138.0	***1:02.785***	144.0	***27.084***	***108.7***	***2:09.736***	**(1)**	***101.57***		***16:05:58.428***
3 -	***39.421***	136.3	1:03.282	143.3	27.591	104.3	2:10.294	**(2)**	101.13	0.558	16:08:08.722
4 -	40.239	136.9	1:03.822	141.8	27.410	102.9	2:11.471	**(3)**	100.23	1.735	16:10:20.193
5 -	40.390	136.3	1:04.515	142.4	28.515	95.4	2:13.420		98.76	3.684	16:12:33.613
6 -	41.371	136.3	1:04.164	145.2	27.950	101.8	2:13.485		98.72	3.749	16:14:47.098
7 -	40.505	136.9	1:06.538	141.2	28.500	104.3	2:15.543		97.22	5.807	16:17:02.641
8 -	41.564	136.3	1:05.763	142.7	28.499	104.3	2:15.826		97.01	6.090	16:19:18.467
9 -	40.706	135.8	1:07.018	142.7	28.600	104.6	2:16.324		96.66	6.588	16:21:34.791
10 -	41.530	136.1	1:06.745	141.5	IN PIT		2:17.334	**P**	95.95	7.598	16:23:52.125
11 -	OUTLAP	135.8	1:05.081	141.8	28.159	102.1	3:49.976		57.30	1:40.240	16:27:42.101
12 -	41.030	136.3	1:06.776	142.1	28.837	105.3	2:16.643		96.43	6.907	16:29:58.744
13 -	42.403	136.9	1:05.868	141.2	28.502	102.4	2:16.773		96.34	7.037	16:32:15.517
14 -	41.718	135.8	1:06.295	140.9	29.205	96.6	2:17.218		96.03	7.482	16:34:32.735
15 -	41.473	137.2	1:06.472	142.4	29.065	105.0	2:17.010		96.18	7.274	16:36:49.745
16 -	41.030	135.2	1:06.551	143.3	29.042	100.1	2:16.623		96.45	6.887	16:39:06.368
17 -	41.748	134.7	1:06.599	141.5	29.222	100.0	2:17.569		95.79	7.833	16:41:23.937
18 -	42.966	135.8	1:07.982	141.8	29.880	95.1	2:20.828		93.57	11.092	16:43:44.765

Weather / Track : Bright / Dry

Silverstone GP
Circuit Length = 3.6604 miles
Start: 16:01 Flag 16:42 End: 16:44

Silverstone Classic

Aston Martin Trophy for Masters Endurance Legends

RACE 20 - SECTOR ANALYSIS

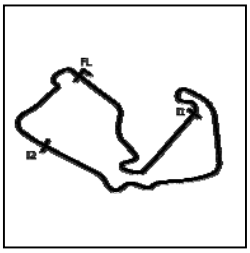

SECTOR 1 = FL to I1, SECTOR 2 = I1 to I2, SECTOR 3 = I2 to FL, DIFF = Difference To Personal Best Lap, P = Crossed Finish Line in Pit Lane, D = Time Disallowed

P19 93 G3/GT2 Colin SOWTER Aston Martin GT2

IDEAL LAP TIME : 2:14.230 BEST LAP TIME : 2:14.878 DIFFERENCE : 0.648

LAP	SECTOR 1		SECTOR 2		SECTOR 3		LAP TIME		MPH	DIFF	TIME OF DAY
1 -		131.8	1:07.433	144.6	29.141	104.2	2:24.935		90.92	10.057	16:03:55.702
2 -	41.084	139.8	1:06.110	144.9	29.791	99.8	2:16.985		96.19	2.107	16:06:12.687
3 -	41.560	137.2	1:06.399	144.9	29.120	102.1	2:17.079		96.13	2.201	16:08:29.766
4 -	42.041	139.2	1:05.736	145.2	29.230	102.9	2:17.007		96.18	2.129	16:10:46.773
5 -	43.338	134.2	1:07.182	144.3	28.810	102.7	2:19.330		94.57	4.452	16:13:06.103
6 -	41.942	138.3	1:06.247	145.2	29.503	100.7	2:17.692		95.70	2.814	16:15:23.795
7 -	42.065	137.7	1:07.126	***145.8***	29.430	97.8	2:18.621		95.06	3.743	16:17:42.416
8 -	43.476	133.9	1:08.201	144.9	29.941	102.6	2:21.618		93.05	6.740	16:20:04.034
9 -	41.865	136.1	1:07.636	142.7	30.767	98.8	2:20.268		93.94	5.390	16:22:24.302
10 -	41.893	139.8	1:06.147	144.9	IN PIT		2:17.618	**P**	95.75	2.740	16:24:41.920
11 -	OUTLAP	138.9	1:06.398	145.2	29.140	103.7	3:42.271		59.28	1:27.393	16:28:24.191
12 -	41.121	139.5	1:05.971	144.6	***28.445***	***105.8***	2:15.537		97.22	0.659	16:30:39.728
13 -	41.360	139.5	1:05.191	145.5	28.929	104.5	2:15.480	**(2)**	97.26	0.602	16:32:55.208
14 -	40.944	***140.9***	1:05.754	***145.8***	28.827	105.5	2:15.525	**(3)**	97.23	0.647	16:35:10.733
15 -	40.921	140.3	1:07.101	***145.8***	29.661	101.9	2:17.683		95.71	2.805	16:37:28.416
16 -	41.548	139.5	1:06.027	145.2	28.917	104.3	2:16.492		96.54	1.614	16:39:44.908
17 -	***40.797***	140.3	***1:04.988***	145.5	29.093	104.3	***2:14.878***	**(1)**	***97.70***		***16:41:59.786***
18 -	40.867	138.9	1:05.769	145.2	29.550	102.2	2:16.186		96.76	1.308	16:44:15.972

P20 4 Inv Michael BROWN Aston Martin Vantage GT4

IDEAL LAP TIME : BEST LAP TIME : 2:16.875 DIFFERENCE :

LAP	SECTOR 1		SECTOR 2	SECTOR 3	LAP TIME		MPH	DIFF	TIME OF DAY
1 -					2:28.879		88.51	12.004	16:03:59.646
2 -					2:20.401		93.85	3.526	16:06:20.047
3 -					2:21.204		93.32	4.329	16:08:41.251
4 -					2:20.214		93.98	3.339	16:11:01.465
5 -					2:20.272		93.94	3.397	16:13:21.737
6 -					2:22.028		92.78	5.153	16:15:43.765
7 -					2:23.672		91.72	6.797	16:18:07.437
8 -	***42.779***	***138.3***			2:23.044		92.12	6.169	16:20:30.481
9 -				***IN PIT***	2:21.744	**P**	92.96	4.869	16:22:52.225
10 -					3:46.403		58.20	1:29.528	16:26:38.628
11 -					2:18.209		95.34	1.334	16:28:56.837
12 -					2:19.424		94.51	2.549	16:31:16.261
13 -					2:20.560		93.75	3.685	16:33:36.821
14 -					2:17.466	**(3)**	95.86	0.591	16:35:54.287
15 -					***2:16.875***	**(1)**	***96.27***		***16:38:11.162***
16 -					2:18.055		95.45	1.180	16:40:29.217
17 -					2:16.906	**(2)**	96.25	0.031	16:42:46.123

Weather / Track : Bright / Dry

Silverstone GP
Circuit Length = 3.6604 miles
Start: 16:01 Flag 16:42 End: 16:44

Silverstone Classic

Aston Martin Trophy for Masters Endurance Legends

RACE 20 - SECTOR ANALYSIS

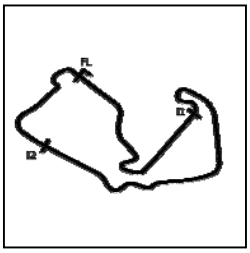

SECTOR 1 = FL to I1, SECTOR 2 = I1 to I2, SECTOR 3 = I2 to FL, DIFF = Difference To Personal Best Lap, P = Crossed Finish Line in Pit Lane, D = Time Disallowed

P21 19 G2/P2 WATTS / GIORDANELLI — Lola B2K/40

IDEAL LAP TIME : 2:08.883 BEST LAP TIME : 2:09.841 DIFFERENCE : 0.958

LAP	SECTOR 1		SECTOR 2		SECTOR 3		LAP TIME		MPH	DIFF	TIME OF DAY
1 -		131.5	1:06.530	144.9	27.806	109.4	2:22.107		92.73	12.266	16:03:52.874
2 -	39.855	141.2	1:03.283	145.5	27.587	109.8	2:10.725		100.80	0.884	16:06:03.599
3 -	40.129	140.9	1:04.860	144.9	27.711	110.5	2:12.700		99.30	2.859	16:08:16.299
4 -	40.619	136.3	1:04.751	144.3	28.031	107.0	2:13.401		98.78	3.560	16:10:29.700
5 -	39.729	139.5	1:04.424	144.9	27.801	110.5	2:11.954		99.86	2.113	16:12:41.654
6 -	39.966	140.3	1:06.670	144.6	28.933	106.3	2:15.569		97.20	5.728	16:14:57.223
7 -	40.165	139.2	1:04.689	144.6	28.102	107.3	2:12.956		99.11	3.115	16:17:10.179
8 -	40.064	140.1	1:02.930	145.2	***27.473***	110.0	2:10.467		101.00	0.626	16:19:20.646
9 -	39.546	141.2	1:04.095	145.5	28.077	109.8	2:11.718		100.04	1.877	16:21:32.364
10 -	39.657	140.3	1:03.297	145.2	IN PIT		2:11.167	**P**	100.46	1.326	16:23:43.531
11 -	OUTLAP	138.9	1:05.034	145.5	27.702	110.0	4:10.867		52.52	2:01.026	16:27:54.398
12 -	39.136	140.3	1:04.133	144.3	27.786	110.9	2:11.055		100.55	1.214	16:30:05.453
13 -	39.400	140.1	1:02.842	144.9	28.066	107.0	2:10.308	**(3)**	101.12	0.467	16:32:15.761
14 -	39.965	***141.8***	1:02.950	144.9	IN PIT		2:12.112	**P**	99.74	2.271	16:34:27.873
15 -	OUTLAP	138.3	1:04.379	144.3	28.518	110.9	4:05.637		53.64	1:55.796	16:38:33.510
16 -	***39.130***	140.1	1:02.830	144.3	27.881	110.3	***2:09.841***	**(1)**	***101.49***		***16:40:43.351***
17 -	40.175	139.8	***1:02.280***	***145.8***	27.576	***112.0***	2:10.031	**(2)**	101.34	0.190	16:42:53.382

P22 44 Inv Desmond SMAIL — Aston Martin Vantage GT4

IDEAL LAP TIME : 2:19.828 BEST LAP TIME : 2:20.578 DIFFERENCE : 0.750

LAP	SECTOR 1		SECTOR 2		SECTOR 3		LAP TIME		MPH	DIFF	TIME OF DAY
1 -		133.1	1:09.950	139.2	29.679	97.3	2:30.109		87.78	9.531	16:04:00.876
2 -	42.804	134.7	1:08.596	138.6	***29.399***	***98.6***	2:20.799	**(2)**	93.59	0.221	16:06:21.675
3 -	42.674	135.5	1:08.663	139.5	29.693	98.5	2:21.030		93.43	0.452	16:08:42.705
4 -	***42.517***	135.2	1:08.318	137.5	30.179	97.1	2:21.014	**(3)**	93.45	0.436	16:11:03.719
5 -	42.779	134.2	1:08.790	138.9	29.864	98.2	2:21.433		93.17	0.855	16:13:25.152
6 -	43.100	132.8	1:09.865	137.7	30.457	95.3	2:23.422		91.88	2.844	16:15:48.574
7 -	43.174	134.7	1:09.167	***142.1***	29.777	94.6	2:22.118		92.72	1.540	16:18:10.692
8 -	42.805	135.8	1:08.697	139.5	29.860	98.3	2:21.362		93.22	0.784	16:20:32.054
9 -	42.818	134.7	1:09.440	138.6	IN PIT		2:20.902	**P**	93.52	0.324	16:22:52.956
10 -	OUTLAP	134.4	1:08.851	138.6	29.438	96.4	3:48.018		57.79	1:27.440	16:26:40.974
11 -	42.691	***136.1***	***1:07.912***	139.8	29.975	97.3	***2:20.578***	**(1)**	***93.74***		***16:29:01.552***
12 -	42.831	135.8	1:09.939	138.9	31.753	94.7	2:24.523		91.18	3.945	16:31:26.075
13 -	43.096	133.4	1:09.146	139.5	31.144	92.1	2:23.386		91.90	2.808	16:33:49.461
14 -	44.680	132.6	1:09.011	138.9	29.687	97.3	2:23.378		91.90	2.800	16:36:12.839
15 -	43.179	134.7	1:09.557	141.5	29.987	97.6	2:22.723		92.33	2.145	16:38:35.562
16 -	43.891	128.3	1:09.056	140.3	31.358	91.9	2:24.305		91.31	3.727	16:40:59.867
17 -	45.553	134.2	1:09.109	140.1	30.966	92.8	2:25.628		90.48	5.050	16:43:25.495

P23 94 G2/GT2 Janos SANTA — Ferrari 360 GT

IDEAL LAP TIME : 2:20.070 BEST LAP TIME : 2:20.070 DIFFERENCE : 0.000

LAP	SECTOR 1		SECTOR 2		SECTOR 3		LAP TIME		MPH	DIFF	TIME OF DAY
1 -		133.9	1:09.766	145.8	30.241	98.5	2:33.183		86.02	13.113	16:04:03.950
2 -	42.813	***138.0***	1:09.500	147.1	30.195	101.9	2:22.508		92.47	2.438	16:06:26.458
3 -	43.355	136.9	1:08.422	145.2	30.186	101.9	2:21.963	**(3)**	92.82	1.893	16:08:48.421
4 -	43.598	136.9	1:09.132	132.3	29.995	102.2	2:22.725		92.32	2.655	16:11:11.146
5 -	43.687	136.6	1:09.353	144.0	29.958	98.2	2:22.998		92.15	2.928	16:13:34.144
6 -	44.918	135.2	1:09.461	144.9	31.273	99.7	2:25.652		90.47	5.582	16:15:59.796
7 -	43.178	136.6	1:08.579	146.2	29.971	101.2	2:21.728	**(2)**	92.97	1.658	16:18:21.524
8 -	43.706	129.8	1:09.287	138.6	30.898	100.3	2:23.891		91.58	3.821	16:20:45.415
9 -	43.909	136.9	1:09.866	139.2	IN PIT		2:28.797	**P**	88.56	8.727	16:23:14.212
10 -	OUTLAP	116.9	1:09.660	***147.8***	30.232	98.6	4:46.589		45.98	2:26.519	16:28:00.801
11 -	44.175	134.4	1:08.515	145.2	29.685	101.5	2:22.375		92.55	2.305	16:30:23.176
12 -	***42.591***	137.5	***1:08.145***	143.0	***29.334***	100.9	***2:20.070***	**(1)**	***94.08***		***16:32:43.246***
13 -	43.414	137.2	1:08.230	145.8	30.697	100.9	2:22.341		92.57	2.271	16:35:05.587
14 -	43.027	136.9	1:11.546	124.0	31.076	***102.6***	2:25.649		90.47	5.579	16:37:31.236
15 -	44.221	132.6	1:10.145	144.9	29.721	101.2	2:24.087		91.45	4.017	16:39:55.323
16 -	47.549	131.8	1:09.827	143.3	30.117	101.0	2:27.493		89.34	7.423	16:42:22.816

Weather / Track : Bright / Dry

Silverstone GP
Circuit Length = 3.6604 miles
Start: 16:01 Flag 16:42 End: 16:44

Silverstone Classic

Aston Martin Trophy for Masters Endurance Legends

RACE 20 - SECTOR ANALYSIS

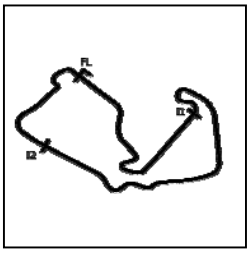

SECTOR 1 = FL to I1, SECTOR 2 = I1 to I2, SECTOR 3 = I2 to FL, DIFF = Difference To Personal Best Lap, P = Crossed Finish Line in Pit Lane, D = Time Disallowed

P24 145 Inv Will GOFF Porsche 997 GT3 RSR

IDEAL LAP TIME : 2:11.022 BEST LAP TIME : 2:11.925 DIFFERENCE : 0.903

LAP	SECTOR 1		SECTOR 2		SECTOR 3		LAP TIME	MPH	DIFF	TIME OF DAY
1 -		142.1	***1:03.963***	***149.7***	29.447	106.1	2:19.012	94.79	7.087	16:03:49.779
2 -	39.915	144.6	1:04.354	149.4	27.848	107.5	2:12.117 **(2)**	99.74	0.192	16:06:01.896
3 -	39.507	***145.5***	1:04.483	146.8	27.935	108.2	***2:11.925*** **(1)**	***99.88***		***16:08:13.821***
4 -	40.785	135.8	1:04.302	149.4	***27.587***	***108.5***	2:12.674	99.32	0.749	16:10:26.495
5 -	***39.472***	144.6	1:04.317	148.1	28.374	***108.5***	2:12.163 **(3)**	99.70	0.238	16:12:38.658
6 -	40.884	140.6	1:07.175	147.4	IN PIT		2:19.627 **P**	94.37	7.702	16:14:58.285

Weather / Track : Bright / Dry

Silverstone GP
Circuit Length = 3.6604 miles
Start: 16:01 Flag 16:42 End: 16:44

Silverstone Classic

Aston Martin Trophy for Masters Endurance Legends

RACE 20 - BEST SECTORS

	SECTOR 1			SECTOR 2			SECTOR 3			IDEAL / BEST COMPARISON					
POS	NO	NAME	TIME	NO	NAME	TIME	NO	NAME	TIME	POS	NO	NAME	IDEAL	BEST	DIFF
												PERFECT LAP	1:48.655		
1	116	COLLARD	33.178	116	COLLARD	52.597	116	COLLARD	22.880	1	116	COLLARD	1:48.655	1:48.768	0.113
2	008	D'ANSEMBOURG	33.289	10	KENNARD / CANTII	52.783	10	KENNARD / CANTII	22.881	2	10	KENNARD / CANTILL	1:48.980	1:49.397	0.417
3	10	KENNARD / CANTII	33.316	16	TANDY	53.122	16	TANDY	23.220	3	16	TANDY	1:49.954	1:50.867	0.913
4	16	TANDY	33.612	7	PORTER	53.818	008	D'ANSEMBOURG	23.242	4	008	D'ANSEMBOURG	1:50.367	1:50.435	0.068
5	7	PORTER	33.750	008	D'ANSEMBOURG	53.836	7	PORTER	23.541	5	7	PORTER	1:51.109	1:51.700	0.591
6	6	COTTINGHAM	34.416	34	PERRODO	53.980	34	PERRODO	23.675	6	34	PERRODO	1:52.177	1:52.177	0.000
7	34	PERRODO	34.522	6	COTTINGHAM	54.971	6	COTTINGHAM	24.043	7	6	COTTINGHAM	1:53.430	1:53.799	0.369
8	45	FRIESER	35.568	25	NEWTON	56.425	45	FRIESER	24.520	8	25	NEWTON	1:57.016	1:58.617	1.601
9	9	LYNN	35.722	9	LYNN	56.811	25	NEWTON	24.677	9	45	FRIESER	1:57.072	1:57.401	0.329
10	46	HIGSON	35.830	45	FRIESER	56.984	46	HIGSON	24.757	10	9	LYNN	1:57.339	1:57.442	0.103
11	25	NEWTON	35.914	24	FURNESS	57.316	9	LYNN	24.806	11	46	HIGSON	1:58.235	1:58.842	0.607
12	24	FURNESS	36.232	46	HIGSON	57.648	24	FURNESS	25.332	12	24	FURNESS	1:58.880	2:00.090	1.210
13	55	SCOTT / WILLIAMS	37.103	55	SCOTT / WILLIAMS	59.464	55	SCOTT / WILLIAMS	25.567	13	55	SCOTT / WILLIAMS	2:02.134	2:02.134	0.000
14	007	LIENAU / GRANT	37.922	007	LIENAU / GRANT	59.801	65	GIRARDO	26.509	14	007	LIENAU / GRANT	2:04.326	2:05.124	0.798
15	65	GIRARDO	38.469	65	GIRARDO	1:00.598	007	LIENAU / GRANT	26.603	15	65	GIRARDO	2:05.576	2:05.785	0.209
16	95	HANCOCK	39.037	19	WATTS / GIORDAN	1:02.280	95	HANCOCK	26.901	16	95	HANCOCK	2:08.400	2:08.501	0.101
17	19	WATTS / GIORDAN	39.130	95	HANCOCK	1:02.462	20	BRUNEAU	27.084	17	19	WATTS / GIORDANE	2:08.883	2:09.841	0.958
18	20	BRUNEAU	39.421	20	BRUNEAU	1:02.785	19	WATTS / GIORDAN	27.473	18	20	BRUNEAU	2:09.290	2:09.736	0.446
19	145	GOFF	39.472	145	GOFF	1:03.963	145	GOFF	27.587	19	145	GOFF	2:11.022	2:11.925	0.903
20	93	SOWTER	40.797	93	SOWTER	1:04.988	93	SOWTER	28.445	20	93	SOWTER	2:14.230	2:14.878	0.648
21	44	SMAIL	42.517	44	SMAIL	1:07.912	94	SANTA	29.334	21	44	SMAIL	2:19.828	2:20.578	0.750
22	94	SANTA	42.591	94	SANTA	1:08.145	44	SMAIL	29.399	22	94	SANTA	2:20.070	2:20.070	0.000
23	4	BROWN	42.779							23	4	BROWN		2:16.875	
24										24	99	CONSTABLE		1:50.771	
25															

Weather / Track : Bright / Dry

Silverstone GP
Circuit Length = 3.6604 miles
Start: 16:01 Flag 16:42 End: 16:44

Results can be found at www.tsl-timing.com

Printed - 16:44 Sunday, 28 July 2019

Silverstone Classic

Aston Martin Trophy for Masters Endurance Legends

RACE 20 - BEST SPEEDS

	INTERMEDIATE 1			INTERMEDIATE 2			FINISH LINE		
POS	NO	NAME	MPH	NO	NAME	MPH	NO	NAME	MPH
1	7	PORTER	173.8	7	PORTER	179.4	008	D'ANSEMBOURG	134.2
2	008	D'ANSEMBOURG	171.1	008	D'ANSEMBOURG	174.3	7	PORTER	133.4
3	116	COLLARD	167.7	116	COLLARD	171.6	116	COLLARD	131.3
4	10	KENNARD / CANTILLON	165.2	10	KENNARD / CANTILLON	170.7	10	KENNARD / CANTILLON	130.3
5	6	COTTINGHAM	164.8	6	COTTINGHAM	169.8	16	TANDY	127.8
6	9	LYNN	159.4	9	LYNN	165.6	25	NEWTON	125.9
7	25	NEWTON	159.0	25	NEWTON	164.4	34	PERRODO	125.2
8	16	TANDY	158.2	16	TANDY	163.6	45	FRIESER	121.7
9	34	PERRODO	155.7	34	PERRODO	160.1	9	LYNN	121.5
10	24	FURNESS	154.6	65	GIRARDO	159.4	46	HIGSON	121.3
11	65	GIRARDO	154.2	24	FURNESS	159.0	24	FURNESS	119.4
12	007	LIENAU / GRANT	152.1	007	LIENAU / GRANT	158.2	55	SCOTT / WILLIAMS	115.5
13	45	FRIESER	150.4	46	HIGSON	155.3	65	GIRARDO	114.9
14	46	HIGSON	150.4	45	FRIESER	154.9	6	COTTINGHAM	112.2
15	55	SCOTT / WILLIAMS	150.4	55	SCOTT / WILLIAMS	154.6	19	WATTS / GIORDANELLI	112.0
16	145	GOFF	145.5	145	GOFF	149.7	007	LIENAU / GRANT	111.4
17	19	WATTS / GIORDANELLI	141.8	94	SANTA	147.8	20	BRUNEAU	108.7
18	95	HANCOCK	141.2	20	BRUNEAU	146.5	145	GOFF	108.5
19	93	SOWTER	140.9	95	HANCOCK	145.8	95	HANCOCK	108.4
20	20	BRUNEAU	138.9	93	SOWTER	145.8	93	SOWTER	105.8
21	4	BROWN	138.3	19	WATTS / GIORDANELLI	145.8	94	SANTA	102.6
22	94	SANTA	138.0	44	SMAIL	142.1	44	SMAIL	98.6
23	44	SMAIL	136.1						
24									
25									

Weather / Track : Bright / Dry

Silverstone GP
Circuit Length = 3.6604 miles
Start: 16:01 Flag 16:42 End: 16:44

Results can be found at www.tsl-timing.com

Printed - 16:45 Sunday, 28 July 2019

Silverstone Classic

Aston Martin Trophy for Masters Endurance Legends

RACE 20 - STATISTICS

Competitors Started	24
Planned Start	2019-07-28 @ 16:05:00.000
Actual Start	2019-07-28 @ 16:01:30.766
Finish Time	2019-07-28 @ 16:42:11.977
Track Length	3.6604mi.
Total Laps	449
Total Distance Covered	1643.5634mi.

Session Fastest Lap History

NO	CL	NAME	LAP TIME	TIME OF DAY	LAP	VEHICLE
10	G3/P1	**KENNARD / CANTILLON**	**1:51.097**	16:03:21.872	1	Pescarolo LMP1
10	G3/P1	**KENNARD / CANTILLON**	**1:49.523**	16:05:11.396	2	Pescarolo LMP1
10	G3/P1	**KENNARD / CANTILLON**	**1:49.398**	16:07:00.794	3	Pescarolo LMP1
10	G3/P1	**KENNARD / CANTILLON**	**1:49.397**	16:08:50.191	4	Pescarolo LMP1
116	G3/P1	**Emmanuel COLLARD**	**1:48.956**	16:30:45.792	14	Pescarolo LMP1
116	G3/P1	**Emmanuel COLLARD**	**1:48.768**	16:39:56.924	19	Pescarolo LMP1

Session Leader History

NO	CL	NAME	FROM LAP	LAPS LED	DISTANCE	VEHICLE
10	G3/P1	**KENNARD / CANTILLON**	1	12	43.92 miles	Pescarolo LMP1
16	G3/P1	**Steve TANDY**	13	3	10.98 miles	Lola B12/60
10	G3/P1	**KENNARD / CANTILLON**	16	6	21.96 miles	Pescarolo LMP1

Flag History

TYPE	TIME OF DAY
GREEN	16:01:30.766
FINISH	16:42:11.977

Flag Statistics

TYPE	COUNT	TOTAL LAPS	TOTAL TIME
Green	1	21	43:02.721
Red	0	0	0.000
Safety Car	0	0	0.000
FCY	0	0	0.000

Silverstone GP

Weather / Track : Bright / Dry

Circuit Length = 3.6604 miles

These results are provisional until the conclusion of any judicial and technical matters.

Start: 16:01 Flag 16:42 End: 16:44

Clerk Of Course : Richard Cuene-Grandidier		Timekeeper : Nicholas Palmer

Silverstone Classic

Aston Martin Trophy for Masters Endurance Legends

RACE 20 - STATISTICS

CLASS : G2/GT1

1 Starters

Fastest Lap History

NO	NAME	LAP TIME	TIME OF DAY	LAP	VEHICLE
65	**Massimiliano GIRARDO**	**2:12.830**	16:03:43.667	1	Ferrari 550
65	**Massimiliano GIRARDO**	**2:06.802**	16:05:50.466	2	Ferrari 550
65	**Massimiliano GIRARDO**	**2:06.788**	16:10:06.660	4	Ferrari 550
65	**Massimiliano GIRARDO**	**2:06.700**	16:12:13.361	5	Ferrari 550
65	**Massimiliano GIRARDO**	**2:06.523**	16:14:19.883	6	Ferrari 550
65	**Massimiliano GIRARDO**	**2:05.785**	16:30:37.789	13	Ferrari 550

Leader History

NO	NAME	FROM LAP	LAPS LED	DISTANCE	VEHICLE
65	**Massimiliano GIRARDO**	1	19	69.54 miles	Ferrari 550

Silverstone GP

Weather / Track : Bright / Dry

Circuit Length = 3.6604 miles

These results are provisional until the conclusion of any judicial and technical matters.

Start: 16:01 Flag 16:42 End: 16:44

Clerk Of Course : Richard Cuene-Grandidier		Timekeeper : Nicholas Palmer

Silverstone Classic

Aston Martin Trophy for Masters Endurance Legends

RACE 20 - STATISTICS

CLASS : G2/GT2

2 Starters

Fastest Lap History

NO	NAME	LAP TIME	TIME OF DAY	LAP	VEHICLE
95	**Ollie HANCOCK**	**2:22.558**	16:03:53.342	1	TVR T400 R
95	**Ollie HANCOCK**	**2:11.170**	16:06:04.513	2	TVR T400 R
95	**Ollie HANCOCK**	**2:10.093**	16:08:14.606	3	TVR T400 R
95	**Ollie HANCOCK**	**2:10.000**	16:10:24.605	4	TVR T400 R
95	**Ollie HANCOCK**	**2:09.297**	16:30:00.059	12	TVR T400 R
95	**Ollie HANCOCK**	**2:08.501**	16:34:18.362	14	TVR T400 R

Leader History

NO	NAME	FROM LAP	LAPS LED	DISTANCE	VEHICLE
95	**Ollie HANCOCK**	1	18	65.88 miles	TVR T400 R

Silverstone GP

Weather / Track : Bright / Dry

Circuit Length = 3.6604 miles

These results are provisional until the conclusion of any judicial and technical matters.

Start: 16:01 Flag 16:42 End: 16:44

Clerk Of Course : Richard Cuene-Grandidier		Timekeeper : Nicholas Palmer

Silverstone Classic

Aston Martin Trophy for Masters Endurance Legends

RACE 20 - STATISTICS

CLASS : G2/P1

2 Starters

Fastest Lap History

NO	NAME	LAP TIME	TIME OF DAY	LAP	VEHICLE
6	**James COTTINGHAM**	**1:57.968**	16:03:28.745	1	Dallara SP1
6	**James COTTINGHAM**	**1:54.248**	16:05:22.993	2	Dallara SP1
6	**James COTTINGHAM**	**1:53.799**	16:07:16.789	3	Dallara SP1

Leader History

NO	NAME	FROM LAP	LAPS LED	DISTANCE	VEHICLE
6	**James COTTINGHAM**	1	21	76.87 miles	Dallara SP1

Silverstone GP

Weather / Track : Bright / Dry

Circuit Length = 3.6604 miles

These results are provisional until the conclusion of any judicial and technical matters.

Start: 16:01 Flag 16:42 End: 16:44

Clerk Of Course : Richard Cuene-Grandidier		Timekeeper : Nicholas Palmer

Silverstone Classic

Aston Martin Trophy for Masters Endurance Legends

RACE 20 - STATISTICS

CLASS : G2/P2

3 Starters

Fastest Lap History

NO	NAME	LAP TIME	TIME OF DAY	LAP	VEHICLE
25	**Mike NEWTON**	**2:07.703**	16:03:38.474	1	MG Lola EX257
25	**Mike NEWTON**	**1:59.828**	16:05:38.301	2	MG Lola EX257
25	**Mike NEWTON**	**1:58.617**	16:25:11.878	11	MG Lola EX257

Leader History

NO	NAME	FROM LAP	LAPS LED	DISTANCE	VEHICLE
25	**Mike NEWTON**	1	20	73.20 miles	MG Lola EX257

Silverstone GP

Weather / Track : Bright / Dry

Circuit Length = 3.6604 miles

These results are provisional until the conclusion of any judicial and technical matters.

Start: 16:01 Flag 16:42 End: 16:44

Clerk Of Course : Richard Cuene-Grandidier		Timekeeper : Nicholas Palmer

Silverstone Classic

Aston Martin Trophy for Masters Endurance Legends

RACE 20 - STATISTICS

CLASS : G3/GT2

1 Starters

Fastest Lap History

NO	NAME	LAP TIME	TIME OF DAY	LAP	VEHICLE
93	**Colin SOWTER**	**2:24.935**	16:03:55.722	1	Aston Martin GT2
93	**Colin SOWTER**	**2:16.985**	16:06:12.708	2	Aston Martin GT2
93	**Colin SOWTER**	**2:15.537**	16:30:39.748	12	Aston Martin GT2
93	**Colin SOWTER**	**2:15.480**	16:32:55.228	13	Aston Martin GT2
93	**Colin SOWTER**	**2:14.878**	16:41:59.807	17	Aston Martin GT2

Leader History

NO	NAME	FROM LAP	LAPS LED	DISTANCE	VEHICLE
93	**Colin SOWTER**	1	18	65.88 miles	Aston Martin GT2

Silverstone GP

Weather / Track : Bright / Dry

Circuit Length = 3.6604 miles

These results are provisional until the conclusion of any judicial and technical matters.

Start: 16:01 Flag 16:42 End: 16:44

Clerk Of Course : Richard Cuene-Grandidier		Timekeeper : Nicholas Palmer

Silverstone Classic

Aston Martin Trophy for Masters Endurance Legends

RACE 20 - STATISTICS

CLASS : G3/P1

6 Starters

Fastest Lap History

NO	NAME	LAP TIME	TIME OF DAY	LAP	VEHICLE
10	**KENNARD / CANTILLON**	**1:51.097**	16:03:21.872	1	Pescarolo LMP1
10	**KENNARD / CANTILLON**	**1:49.523**	16:05:11.396	2	Pescarolo LMP1
10	**KENNARD / CANTILLON**	**1:49.398**	16:07:00.794	3	Pescarolo LMP1
10	**KENNARD / CANTILLON**	**1:49.397**	16:08:50.191	4	Pescarolo LMP1
116	**Emmanuel COLLARD**	**1:48.956**	16:30:45.792	14	Pescarolo LMP1
116	**Emmanuel COLLARD**	**1:48.768**	16:39:56.924	19	Pescarolo LMP1

Leader History

NO	NAME	FROM LAP	LAPS LED	DISTANCE	VEHICLE
10	**KENNARD / CANTILLON**	1	12	43.92 miles	Pescarolo LMP1
16	**Steve TANDY**	13	3	10.98 miles	Lola B12/60
10	**KENNARD / CANTILLON**	16	6	21.96 miles	Pescarolo LMP1

Silverstone GP

Weather / Track : Bright / Dry

Circuit Length = 3.6604 miles

These results are provisional until the conclusion of any judicial and technical matters.

Start: 16:01 Flag 16:42 End: 16:44

Clerk Of Course : Richard Cuene-Grandidier		Timekeeper : Nicholas Palmer

Silverstone Classic

Aston Martin Trophy for Masters Endurance Legends

RACE 20 - STATISTICS

CLASS : G3/P2

4 Starters

Fastest Lap History

NO	NAME	LAP TIME	TIME OF DAY	LAP	VEHICLE
24	**Mike FURNESS**	**2:04.943**	16:03:35.713	1	Courage LC75
34	**Francois PERRODO**	**1:56.809**	16:05:32.711	2	Porsche RS Spyder
34	**Francois PERRODO**	**1:54.190**	16:07:26.900	3	Porsche RS Spyder
34	**Francois PERRODO**	**1:54.077**	16:09:20.978	4	Porsche RS Spyder
34	**Francois PERRODO**	**1:52.177**	16:41:34.118	20	Porsche RS Spyder

Leader History

NO	NAME	FROM LAP	LAPS LED	DISTANCE	VEHICLE
24	**Mike FURNESS**	1	1	3.66 miles	Courage LC75
34	**Francois PERRODO**	2	20	73.20 miles	Porsche RS Spyder

Silverstone GP

Weather / Track : Bright / Dry

Circuit Length = 3.6604 miles

These results are provisional until the conclusion of any judicial and technical matters.

Start: 16:01 Flag 16:42 End: 16:44

Clerk Of Course : Richard Cuene-Grandidier		Timekeeper : Nicholas Palmer

Silverstone Classic

Aston Martin Trophy for Masters Endurance Legends

RACE 20 - STATISTICS

CLASS : Inv

5 Starters

Fastest Lap History

NO	NAME	LAP TIME	TIME OF DAY	LAP	VEHICLE
55	**SCOTT / WILLIAMS**	**2:11.084**	16:03:41.875	1	Ferrari 458 GT3
55	**SCOTT / WILLIAMS**	**2:03.248**	16:05:45.123	2	Ferrari 458 GT3
55	**SCOTT / WILLIAMS**	**2:02.971**	16:07:48.094	3	Ferrari 458 GT3
55	**SCOTT / WILLIAMS**	**2:02.349**	16:13:58.949	6	Ferrari 458 GT3
55	**SCOTT / WILLIAMS**	**2:02.134**	16:16:01.084	7	Ferrari 458 GT3

Leader History

NO	NAME	FROM LAP	LAPS LED	DISTANCE	VEHICLE
55	**SCOTT / WILLIAMS**	1	18	65.88 miles	Ferrari 458 GT3

Silverstone GP

Weather / Track : Bright / Dry

Circuit Length = 3.6604 miles

These results are provisional until the conclusion of any judicial and technical matters.

Start: 16:01 Flag 16:42 End: 16:44

Clerk Of Course : Richard Cuene-Grandidier		Timekeeper : Nicholas Palmer

Silverstone Classic

Historic Touring Car Challenge

QUALIFYING - RACE 16 - CLASSIFICATION

Sheet No:	Issue Time:

POS	NO	CL	PIC	NAME	ENTRY	TIME	ON	LAPS	GAP	DIFF	MPH
1	51	H4B	1	Michael LYONS	Ford Sierra Cosworth RS500	2:14.742	5	6			97.80
2	60	H4B	2	WRIGHT / COYNE	Ford Sierra Cosworth RS500	2:16.233	2	8	1.491	1.491	96.72
3	16	H2C	1	Steve DANCE	Ford Capri	2:17.541	5	8	2.799	1.308	95.80
4	44	H4BI	1	SMITH / TURKINGTON	BMW M3 E30	2:17.870	8	8	3.128	0.329	95.58
5	1	H4B	3	THOMAS / LOCKIE	Ford Sierra Cosworth RS500	2:17.876	5	10	3.134	0.006	95.57
6	123	H2C	2	WOOD / MORGAN	Ford Capri	2:17.961	4	5	3.219	0.085	95.51
7	81	H4B	4	I.GOFF / M.GOFF	Ford Sierra Cosworth RS500	2:18.417	5	8	3.675	0.456	95.20
8	151	H4B	5	Craig DAVIES	Ford Sierra Cosworth RS500	2:18.668	6	9	3.926	0.251	95.03
9	66	H4B	6	H. WHALE / N. WHALE	BMW M3 E30	2:18.868	9	10	4.126	0.200	94.89
10	120	H4BI	2	Carey MCMAHON	Ford Sierra Cosworth RS500	2:20.663	8	9	5.921	1.795	93.68
11	10	H4B	7	SMITH/MOULTON-SMITH	BMW M3 E30	2:20.672	6	9	5.930	0.009	93.67
12	22	H4B	8	MENSLEY / ELLIS	Ford Sierra Cosworth RS500	2:21.747	4	6	7.005	1.075	92.96
13	3	H2C	3	HART / PASTORELLI	Ford Capri RS3100	2:21.841	8	9	7.099	0.094	92.90
14	68	H2B	1	David TOMLIN	Ford Escort RS1800	2:24.248	2	6	9.506	2.407	91.35
15	34	H3B	1	WATTS / SWIFT	MG Metro Turbo	2:25.887	5	8	11.145	1.639	90.32
16	11	H2C	4	WAKEMAN / BL'-EDWARDS	Rover SD1	2:26.318	9	9	11.576	0.431	90.06
17	12	H2B	2	Ben GILL	Ford Escort Mk1	2:27.935	1	3	13.193	1.617	89.07
18	20	H3C	1	K.CLARKE / T.CLARKE	Rover SD1	2:28.058	6	8	13.316	0.123	89.00
19	57	H2B	3	Jonathan GOMM	Ford Escort RS1600	2:29.279	7	8	14.537	1.221	88.27
20	24	H3C	2	WILLIAMS/WILLIAMS	Rover SD1	2:30.003	9	10	15.261	0.724	87.85
21	64	H2AI	1	GORDON / MEADEN	Alfa Romeo Alfasud Sprint	2:30.256	5	8	15.514	0.253	87.70
22	94	H3BI	1	Till BECHTOLSHEIMER	MG Metro Turbo	2:30.340	10	10	15.598	0.084	87.65
23	21	T2D	1	O.BRYANT / G.BRYANT	Chevrolet Camaro Z28	2:32.260	7	7	17.518	1.920	86.54
24	2	H2CI	1	KEEN / MCALPINE	Ford Capri	2:32.971	2	8	18.229	0.711	86.14
25	41	T2C	1	POCHCIOL / HANSON	Ford Capri	2:34.876	7	9	20.134	1.905	85.08
26	15	T2C	2	John SPIERS	Ford Capri	2:35.286	4	5	20.544	0.410	84.86
27	43	H3B	2	I.GUEST / F.GUEST	Alfa Romeo GT V6	2:35.538	6	6	20.796	0.252	84.72
28	8	T2C	3	Mike WHITAKER	Ford Capri	2:36.001	5	9	21.259	0.463	84.47
29	32	T2C	4	J.BROWN / C.BROWN	Ford Capri	2:36.344	7	9	21.602	0.343	84.28
30	122	T2C	5	CHRISTOPHER / MICHAEL	Ford Capri	2:37.815	6	8	23.073	1.471	83.50
31	7	T2C	6	James SLAUGHTER	Ford Capri Mk3s	2:39.222	4	9	24.480	1.407	82.76
32	173*	H4AI	1	DANBY / WATTS	Toyota Corolla 1600 GT	2:39.915	2	3	25.173	0.693	82.40
33	221	H2C	5	Alex ELLIOTT	BMW 3.0 CSL	2:40.852	4	5	26.110	0.937	81.92
34	33	T2C	7	Ludovic LINDSAY	Ford Capri Faberge	2:40.971	5	5	26.229	0.119	81.86
35	4	H2C	6	OVERINGTON / STEVENS	Rover SD1	2:41.483	7	8	26.741	0.512	81.60
36	26	T1B	1	S.DRABBLE / A.DRABBLE	Triumph Dolomite Sprint	2:41.947	7	9	27.205	0.464	81.37
37	47*	H2C	7	Chris SCRAGG	Jaguar TWR XJS	2:42.382	7	8	27.640	0.435	81.15
38	48	H2C	8	Robin BENN	Ford Capri	2:45.107	8	9	30.365	2.725	79.81
39	14*	T2B	1	Paul CLAYSON	Alfa Romeo GT V6	2:45.624	5	6	30.882	0.517	79.56
40	75	T2C	8	Jonathan WHITE	Ford Capri Mk3	2:46.360	7	9	31.618	0.736	79.21
41	115	H2C	9	Bill CUTLER	BMW M535S	2:49.593	1	2	34.851	3.233	77.70
42	77	T1B	2	ALLEN / ROBERTS	Alfa Romeo 2000 GTV	2:50.374	7	7	35.632	0.781	77.34
43	38	T1A	1	Matthias JOCHER	Volkswagen Golf GTi	3:02.395	4	8	47.653	12.021	72.24

***Cars 14, 47 & 173 require working transponders - Regulation Q12.2.1 refers.**

Silverstone GP
Circuit Length = 3.6604 miles
Start: 12:08 Flag 12:35 End: 12:39

Weather / Track : Cloudy / Dry

These results are provisional until the conclusion of any judicial and technical matters.

Clerk Of Course :	Steward :	Timekeeper :

Results can be found at www.tsl-timing.com

Printed - 12:39 Friday, 26 July 2019

Silverstone Classic

Historic Touring Car Challenge

QUALIFYING - RACE 16 - SECTOR ANALYSIS

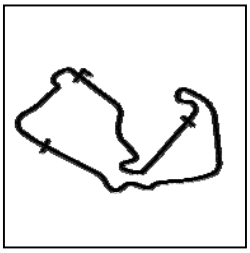

SECTOR 1 = FL to I1, SECTOR 2 = I1 to I2, SECTOR 3 = I2 to FL, DIFF = Difference To Personal Best Lap, P = Crossed Finish Line in Pit Lane, D = Time Disallowed

P1 51 H4B Michael LYONS Ford Sierra Cosworth RS500

IDEAL LAP TIME : 2:13.846 BEST LAP TIME : 2:14.742 DIFFERENCE : 0.896

LAP	SECTOR 1		SECTOR 2		SECTOR 3		LAP TIME		MPH	DIFF	TIME OF DAY
1 -	41.188	143.3	1:05.325	148.4	***28.330***	***103.7***	2:14.843	**(2)**	97.72	0.101	12:12:23.597
2 -	***40.570***	144.0	1:06.281	150.4	28.626	103.4	2:15.477	**(3)**	97.26	0.735	12:14:39.074
3 -	OUTLAP			54.2	48.215	96.9	5:46.849		37.99	3:32.107	12:20:25.923
4 -	42.396	134.4	1:06.411	149.1	28.735	103.0	2:17.542		95.80	2.800	12:22:43.465
5 -	40.913	***146.5***	***1:04.946***	***151.4***	28.883	102.6	***2:14.742***	**(1)**	***97.80***		***12:24:58.207***
6 -	41.233	145.8	1:05.303	150.4	29.144	102.2	2:15.680		97.12	0.938	12:27:13.887

P2 60 H4B WRIGHT / COYNE Ford Sierra Cosworth RS500

IDEAL LAP TIME : 2:14.764 BEST LAP TIME : 2:16.233 DIFFERENCE : 1.469

LAP	SECTOR 1		SECTOR 2		SECTOR 3		LAP TIME		MPH	DIFF	TIME OF DAY
1 -	42.880	145.5	***1:04.845***	150.1	***28.764***	100.1	2:16.489	**(2)**	96.54	0.256	12:12:25.874
2 -	***41.155***	143.0	1:06.062	148.1	29.016	***103.8***	***2:16.233***	**(1)**	***96.72***		***12:14:42.107***
3 -	41.907	138.3	1:05.705	147.4	32.605	72.0	2:20.217		93.98	3.984	12:17:02.324
4 -	OUTLAP			134.7	30.515	98.6	4:26.817		49.38	2:10.584	12:21:29.141
5 -	42.887	128.0	1:07.446	151.4	29.670	98.1	2:20.003		94.12	3.770	12:23:49.144
6 -	OUTLAP			151.1	29.620	99.4	7:11.300		30.55	4:55.067	12:31:00.444
7 -	42.065	***151.8***	1:06.190	***152.1***	29.941	99.4	2:18.196	**(3)**	95.35	1.963	12:33:18.640
8 -	1:06.382	81.0	1:52.691	58.7	46.517	58.5	3:45.590		58.41	1:29.357	12:37:04.230

P3 16 H2C Steve DANCE Ford Capri

IDEAL LAP TIME : 2:17.301 BEST LAP TIME : 2:17.541 DIFFERENCE : 0.240

LAP	SECTOR 1		SECTOR 2		SECTOR 3		LAP TIME		MPH	DIFF	TIME OF DAY
1 -	44.431	126.1	1:09.430	145.8	29.129	101.8	2:22.990		92.15	5.449	12:13:29.508
2 -	41.909	134.7	1:08.872	***148.1***	29.218	***103.5***	2:19.999		94.12	2.458	12:15:49.507
3 -	OUTLAP			103.2	34.646	81.8	3:42.964		59.10	1:25.423	12:19:32.471
4 -	OUTLAP			145.5	***28.770***	101.9	3:12.496		68.45	54.955	12:22:44.967
5 -	***41.357***	137.7	***1:07.174***	146.8	29.010	101.6	***2:17.541***	**(1)**	***95.80***		***12:25:02.508***
6 -	41.371	***138.3***	1:07.581	146.8	29.187	102.6	2:18.139	**(2)**	95.39	0.598	12:27:20.647
7 -	41.884	136.9	1:07.844	146.8	29.991	98.5	2:19.719	**(3)**	94.31	2.178	12:29:40.366
8 -	42.226	133.4	1:09.076	143.7	30.415	97.5	2:21.717		92.98	4.176	12:32:02.083

P4 44 H4BI SMITH / TURKINGTON BMW M3 E30

IDEAL LAP TIME : 2:17.512 BEST LAP TIME : 2:17.870 DIFFERENCE : 0.358

LAP	SECTOR 1		SECTOR 2		SECTOR 3		LAP TIME		MPH	DIFF	TIME OF DAY
1 -	44.859	129.5	1:08.725	***135.5***	28.961	99.4	2:22.545		92.44	4.675	12:12:30.289
2 -	42.317	131.8	1:09.523	135.2	28.848	***100.3***	2:20.688		93.66	2.818	12:14:50.977
3 -	42.361	***133.1***	1:14.164	86.1	39.112	79.9	2:35.637		84.67	17.767	12:17:26.614
4 -	49.121	108.4	1:29.679	80.7	50.320	92.1	3:09.120		69.67	51.250	12:20:35.734
5 -	45.218	92.1	1:10.564	131.5	30.776	99.2	2:26.558		89.91	8.688	12:23:02.292
6 -	42.422	129.5	1:07.915	134.4	28.817	99.8	2:19.154	**(3)**	94.69	1.284	12:25:21.446
7 -	***41.807***	***133.1***	1:07.546	134.2	28.762	99.5	2:18.115	**(2)**	95.41	0.245	12:27:39.561
8 -	42.165	132.1	***1:06.987***	133.9	***28.718***	99.4	***2:17.870***	**(1)**	***95.58***		***12:29:57.431***

Weather / Track : Cloudy / Dry

Silverstone GP
Circuit Length = 3.6604 miles
Start: 12:08 Flag 12:35 End: 12:39

Silverstone Classic

Historic Touring Car Challenge

QUALIFYING - RACE 16 - SECTOR ANALYSIS

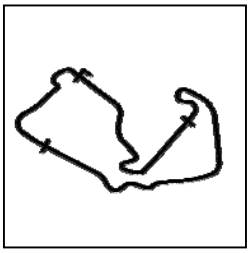

SECTOR 1 = FL to I1, SECTOR 2 = I1 to I2, SECTOR 3 = I2 to FL, DIFF = Difference To Personal Best Lap, P = Crossed Finish Line in Pit Lane, D = Time Disallowed

P5 1 H4B THOMAS / LOCKIE — Ford Sierra Cosworth RS500

IDEAL LAP TIME : 2:16.448 BEST LAP TIME : 2:17.876 DIFFERENCE : 1.428

LAP	SECTOR 1		SECTOR 2		SECTOR 3		LAP TIME	MPH	DIFF	TIME OF DAY
1 -	43.496	141.8	1:06.806	147.1	29.252	***104.5***	2:19.554 **(3)**	94.42	1.678	12:12:31.190
2 -	***41.222***	142.7	1:08.679	***150.1***	***29.159***	104.2	2:19.060 **(2)**	94.76	1.184	12:14:50.250
3 -	41.986	131.0	1:14.843	85.3	43.366	64.3	2:40.195	82.26	22.319	12:17:30.445
4 -	OUTLAP			146.2	29.588	99.2	4:35.306	47.86	2:17.430	12:22:05.751
5 -	41.685	144.0	1:07.032	149.1	***29.159***	99.2	***2:17.876*** **(1)**	***95.57***		***12:24:23.627***
6 -	56.944	82.8	1:25.235	126.8	32.382	100.0	2:54.561	75.49	36.685	12:27:18.188
7 -	41.336	***148.1***	1:08.364	112.0	43.503	89.3	2:33.203	86.01	15.327	12:29:51.391
8 -	55.769	94.9	1:22.082	105.5	41.226	94.5	2:59.077	73.58	41.201	12:32:50.468
9 -	53.156	109.1	1:16.502	103.7	39.573	86.5	2:49.231	77.86	31.355	12:35:39.699
10 -	42.202	147.1	***1:06.067***	148.4	36.647	71.8	2:24.916	90.93	7.040	12:38:04.615

P6 123 H2C WOOD / MORGAN — Ford Capri

IDEAL LAP TIME : 2:16.987 BEST LAP TIME : 2:17.961 DIFFERENCE : 0.974

LAP	SECTOR 1		SECTOR 2		SECTOR 3		LAP TIME	MPH	DIFF	TIME OF DAY
1 -	44.766	125.9	1:12.627	138.3	30.471	98.6	2:27.864 **(3)**	89.12	9.903	12:13:14.477
2 -	44.237	117.7	1:15.910	115.5	32.346		2:32.493	86.41	14.532	12:15:46.970
3 -	OUTLAP			134.2	30.103	101.3	6:12.446	35.38	3:54.485	12:21:59.416
4 -	42.651	***136.6***	1:06.659	138.6	***28.651***	***101.9***	***2:17.961*** **(1)**	***95.51***		***12:24:17.377***
5 -	***42.566***	132.3	***1:05.770***	***139.2***	29.716	94.6	2:18.052 **(2)**	95.45	0.091	12:26:35.429

P7 81 H4B I.GOFF / M.GOFF — Ford Sierra Cosworth RS500

IDEAL LAP TIME : 2:18.417 BEST LAP TIME : 2:18.417 DIFFERENCE : 0.000

LAP	SECTOR 1		SECTOR 2		SECTOR 3		LAP TIME	MPH	DIFF	TIME OF DAY
1 -	43.565	126.3	1:08.916	136.6	29.529	98.8	2:22.010 **(3)**	92.79	3.593	12:13:02.818
2 -	42.236	135.8	1:07.928	139.5	29.475	97.8	2:19.639 **(2)**	94.37	1.222	12:15:22.457
3 -	42.045	137.2	1:22.478	82.6	38.908	73.5	2:43.431	80.63	25.014	12:18:05.888
4 -	OUTLAP			123.1	30.871	***98.9***	4:19.000	50.87	2:00.583	12:22:24.888
5 -	***41.967***	***137.5***	***1:07.229***	***141.5***	***29.221***	98.2	***2:18.417*** **(1)**	***95.20***		***12:24:43.305***
6 -	OUTLAP			129.8	32.428	87.8	6:03.764	36.22	3:45.347	12:30:47.069
7 -	44.465	130.0	1:10.682	138.9	31.064	97.8	2:26.211	90.12	7.794	12:33:13.280
8 -	43.646	131.0	1:10.378	140.1	30.989	84.0	2:25.013	90.87	6.596	12:35:38.293

P8 151 H4B Craig DAVIES — Ford Sierra Cosworth RS500

IDEAL LAP TIME : 2:18.310 BEST LAP TIME : 2:18.668 DIFFERENCE : 0.358

LAP	SECTOR 1		SECTOR 2		SECTOR 3		LAP TIME	MPH	DIFF	TIME OF DAY
1 -	46.312	126.3	1:10.409	148.7	31.532	93.8	2:28.253	88.88	9.585	12:14:23.473
2 -	44.594	128.5	1:10.776	151.4	30.593	97.8	2:25.963	90.28	7.295	12:16:49.436
3 -	55.823	93.7	1:50.462	63.7	48.982	90.4	3:35.267	61.21	1:16.599	12:20:24.703
4 -	44.104	137.2	1:07.575	152.5	30.059	101.6	2:21.738	92.97	3.070	12:22:46.441
5 -	***41.595***	145.8	1:07.055	***153.9***	30.241	***102.9***	2:18.891 **(2)**	94.87	0.223	12:25:05.332
6 -	41.726	***147.4***	1:06.845	153.2	30.097	101.9	***2:18.668*** **(1)**	***95.03***		***12:27:24.000***
7 -	42.485	145.5	1:06.917	151.4	31.391	92.3	2:20.793	93.59	2.125	12:29:44.793
8 -	43.029	141.5	***1:06.690***	152.8	***30.025***	97.1	2:19.744 **(3)**	94.29	1.076	12:32:04.537
9 -	OUTLAP			146.2	33.506	87.4	4:26.307	49.48	2:07.639	12:36:30.844

Weather / Track : Cloudy / Dry

Silverstone GP
Circuit Length = 3.6604 miles
Start: 12:08 Flag 12:35 End: 12:39

Silverstone Classic

Historic Touring Car Challenge

QUALIFYING - RACE 16 - SECTOR ANALYSIS

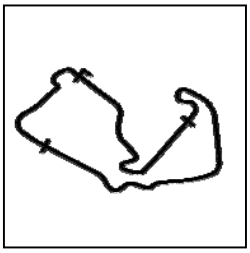

SECTOR 1 = FL to I1, SECTOR 2 = I1 to I2, SECTOR 3 = I2 to FL, DIFF = Difference To Personal Best Lap, P = Crossed Finish Line in Pit Lane, D = Time Disallowed

P9 66 H4B H. WHALE / N. WHALE — BMW M3 E30

IDEAL LAP TIME : 2:18.578 BEST LAP TIME : 2:18.868 DIFFERENCE : 0.290

LAP	SECTOR 1		SECTOR 2		SECTOR 3		LAP TIME	MPH	DIFF	TIME OF DAY
1 -	43.341	127.8	1:08.630	133.1	29.208	99.2	2:21.179	93.34	2.311	12:12:50.611
2 -	***42.020***	***129.8***	***1:07.490***	***136.6***	29.939	99.2	2:19.449 **(3)**	94.49	0.581	12:15:10.060
3 -	42.626	128.5	1:09.042	132.6	30.209	89.9	2:21.877	92.88	3.009	12:17:31.937
4 -	OUTLAP			98.1	35.914	95.8	4:41.333	46.84	2:22.465	12:22:13.270
5 -	42.120	129.3	1:07.694	135.0	29.309	93.2	2:19.123 **(2)**	94.72	0.255	12:24:32.393
6 -	42.384	***129.8***	1:10.341	130.3	29.496	99.1	2:22.221	92.65	3.353	12:26:54.614
7 -	42.300	129.0	1:07.704	133.4	30.005	95.3	2:20.009	94.12	1.141	12:29:14.623
8 -	42.590	***129.8***	1:07.751	133.1	29.471	93.2	2:19.812	94.25	0.944	12:31:34.435
9 -	42.086	129.0	1:07.714	133.4	***29.068***	***99.5***	***2:18.868*** **(1)**	***94.89***		***12:33:53.303***
10 -	42.855	122.9	1:13.322	110.9	32.197	85.5	2:28.374	88.81	9.506	12:36:21.677

P10 120 H4BI Carey MCMAHON — Ford Sierra Cosworth RS500

IDEAL LAP TIME : 2:20.220 BEST LAP TIME : 2:20.663 DIFFERENCE : 0.443

LAP	SECTOR 1		SECTOR 2		SECTOR 3		LAP TIME	MPH	DIFF	TIME OF DAY
1 -	44.021	121.3	1:10.661	141.8	30.233	90.6	2:24.915	90.93	4.252	12:13:12.654
2 -	46.606	120.4	1:09.957	148.1	29.985	94.7	2:26.548	89.92	5.885	12:15:39.202
3 -	43.339	138.9	1:15.032	117.3	36.053	73.8	2:34.424	85.33	13.761	12:18:13.626
4 -	OUTLAP			142.7	30.158	92.9	5:34.433	39.40	3:13.770	12:23:48.059
5 -	43.611	138.0	1:09.977	147.8	30.635	94.5	2:24.223	91.37	3.560	12:26:12.282
6 -	43.128	***140.9***	1:08.470	146.2	30.759	91.0	2:22.357 **(2)**	92.56	1.694	12:28:34.639
7 -	42.589	133.6	1:11.479	144.0	30.554	96.5	2:24.622	91.11	3.959	12:30:59.261
8 -	42.989	134.4	***1:07.707***	***151.4***	***29.967***	95.0	***2:20.663*** **(1)**	***93.68***		***12:33:19.924***
9 -	43.769	137.5	1:08.432	139.8	30.670	***98.5***	2:22.871 **(3)**	92.23	2.208	12:35:42.795

P11 10 H4B SMITH/MOULTON-SMITH — BMW M3 E30

IDEAL LAP TIME : 2:20.043 BEST LAP TIME : 2:20.672 DIFFERENCE : 0.629

LAP	SECTOR 1		SECTOR 2		SECTOR 3		LAP TIME	MPH	DIFF	TIME OF DAY
1 -	47.626	119.8	1:12.808	130.5	30.103	97.6	2:30.537	87.53	9.865	12:12:46.036
2 -	44.255	124.7	1:09.682	132.6	30.649	94.1	2:24.586	91.14	3.914	12:15:10.622
3 -	43.641	128.3	1:11.531	101.5	37.439	59.9	2:32.611	86.34	11.939	12:17:43.233
4 -	OUTLAP			130.8	30.304	95.5	4:17.405	51.19	1:56.733	12:22:00.638
5 -	43.383	128.5	1:08.482	133.1	29.510	94.9	2:21.375 **(3)**	93.21	0.703	12:24:22.013
6 -	42.375	***132.1***	1:08.990	***133.6***	29.307	97.9	***2:20.672*** **(1)**	***93.67***		***12:26:42.685***
7 -	42.631	130.8	1:09.767	133.1	30.082	97.2	2:22.480	92.48	1.808	12:29:05.165
8 -	***42.280***	130.3	1:09.253	***133.6***	***29.288***	***99.5***	2:20.821 **(2)**	93.57	0.149	12:31:25.986
9 -	43.363	126.1	***1:08.475***	131.5	29.598	97.2	2:21.436	93.17	0.764	12:33:47.422

P12 22 H4B MENSLEY / ELLIS — Ford Sierra Cosworth RS500

IDEAL LAP TIME : 2:19.705 BEST LAP TIME : 2:21.747 DIFFERENCE : 2.042

LAP	SECTOR 1		SECTOR 2		SECTOR 3		LAP TIME	MPH	DIFF	TIME OF DAY
1 -	45.595	114.9	1:13.674	114.3	31.057	95.5	2:30.326 **(2)**	87.66	8.579	12:13:11.746
2 -	OUTLAP			78.8	38.760	77.5	4:55.068	44.66	2:33.321	12:18:06.814
3 -	OUTLAP			137.2	30.869	98.8	8:57.260	24.52	6:35.513	12:27:04.074
4 -	43.521	130.5	***1:08.749***	***146.5***	***29.477***	100.7	***2:21.747*** **(1)**	***92.96***		***12:29:25.821***
5 -	42.413	131.3	1:14.531	90.1	35.240	***103.0***	2:32.184 **(3)**	86.59	10.437	12:31:58.005
6 -	***41.479***	***142.1***	1:22.141	96.0	38.158	92.9	2:41.778	81.45	20.031	12:34:39.783

Weather / Track : Cloudy / Dry

Silverstone GP
Circuit Length = 3.6604 miles
Start: 12:08 Flag 12:35 End: 12:39

Silverstone Classic

Historic Touring Car Challenge

QUALIFYING - RACE 16 - SECTOR ANALYSIS

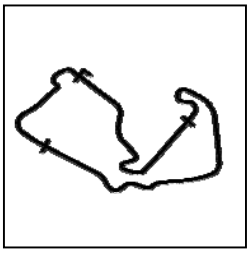

SECTOR 1 = FL to I1, SECTOR 2 = I1 to I2, SECTOR 3 = I2 to FL, DIFF = Difference To Personal Best Lap, P = Crossed Finish Line in Pit Lane, D = Time Disallowed

P13 3 H2C HART / PASTORELLI — Ford Capri RS3100

IDEAL LAP TIME : 2:21.697 BEST LAP TIME : 2:21.841 DIFFERENCE : 0.144

LAP	SECTOR 1		SECTOR 2		SECTOR 3		LAP TIME	MPH	DIFF	TIME OF DAY
1 -	45.590	117.7	1:10.216	136.3	31.909	***96.0***	2:27.715	89.21	5.874	12:13:07.694
2 -	OUTLAP			133.6	31.263		3:15.481	67.41	53.640	12:16:23.175
3 -	OUTLAP			82.1	44.636		4:10.152	52.67	1:48.311	12:20:33.327
4 -	44.292	120.2	1:12.087	138.0	30.286		2:26.665	89.84	4.824	12:22:59.992
5 -	OUTLAP			124.7	33.386		4:01.620	54.53	1:39.779	12:27:01.612
6 -	46.504	124.2	1:10.252	138.9	30.757		2:27.513	89.33	5.672	12:29:29.125
7 -	43.805	127.3	1:10.289	138.0	30.116		2:24.210 **(3)**	91.37	2.369	12:31:53.335
8 -	***43.404***	129.5	1:08.507	***139.5***	29.930		***2:21.841*** **(1)**	***92.90***		***12:34:15.176***
9 -	43.828	***129.8***	***1:08.364***	138.6	***29.929***		2:22.121 **(2)**	92.72	0.280	12:36:37.297

P14 68 H2B David TOMLIN — Ford Escort RS1800

IDEAL LAP TIME : 2:23.916 BEST LAP TIME : 2:24.248 DIFFERENCE : 0.332

LAP	SECTOR 1		SECTOR 2		SECTOR 3		LAP TIME	MPH	DIFF	TIME OF DAY
1 -	45.884	120.9	1:11.529	125.9	30.249	93.2	2:27.662	89.24	3.414	12:12:45.115
2 -	44.135	123.1	***1:10.200***	128.3	***29.913***	94.3	***2:24.248*** **(1)**	***91.35***		***12:15:09.363***
3 -	OUTLAP			116.1	35.336	80.2	3:43.945	58.84	1:19.697	12:18:53.308
4 -	57.585	74.1	1:20.684	117.5	31.004	***95.8***	2:49.273	77.84	25.025	12:21:42.581
5 -	43.865	***125.2***	1:11.432	126.6	30.237	91.9	2:25.534 **(3)**	90.54	1.286	12:24:08.115
6 -	***43.803***	124.5	1:10.248	***129.8***	30.203	89.8	2:24.254 **(2)**	91.35	0.006	12:26:32.369

P15 34 H3B WATTS / SWIFT — MG Metro Turbo

IDEAL LAP TIME : 2:25.612 BEST LAP TIME : 2:25.887 DIFFERENCE : 0.275

LAP	SECTOR 1		SECTOR 2		SECTOR 3		LAP TIME	MPH	DIFF	TIME OF DAY
1 -	46.054	121.3	1:11.755	124.9	***29.985***		2:27.794 **(2)**	89.16	1.907	12:13:52.345
2 -	45.388	121.7	1:11.992	126.1	30.890		2:28.270	88.87	2.383	12:16:20.615
3 -	1:03.221	60.8	2:08.754	57.2	47.160	***85.7***	3:59.135	55.10	1:33.248	12:20:19.750
4 -	45.753	120.2	1:11.520	125.9	30.604		2:27.877 **(3)**	89.11	1.990	12:22:47.627
5 -	***44.746***	***122.2***	***1:10.881***	***126.8***	30.260		***2:25.887*** **(1)**	***90.32***		***12:25:13.514***
6 -	47.052	101.5	1:13.844	111.2	35.771		2:36.667	84.11	10.780	12:27:50.181
7 -	1:01.504	111.1	1:14.302	115.3	34.559		2:50.365	77.35	24.478	12:30:40.546
8 -	46.626	118.1	1:12.395	107.2	31.824		2:30.845	87.35	4.958	12:33:11.391

P16 11 H2C WAKEMAN / BL'-EDWARDS — Rover SD1

IDEAL LAP TIME : 2:26.194 BEST LAP TIME : 2:26.318 DIFFERENCE : 0.124

LAP	SECTOR 1		SECTOR 2		SECTOR 3		LAP TIME	MPH	DIFF	TIME OF DAY
1 -	49.115	115.7	1:14.871	128.0	32.034	90.5	2:36.020	84.46	9.702	12:13:04.025
2 -	45.958	***126.1***	1:13.489	***131.8***	30.933		2:30.380	87.62	4.062	12:15:34.405
3 -	45.351	***126.1***	1:31.691	84.9	37.534		2:54.576	75.48	28.258	12:18:28.981
4 -	51.822	98.9	1:21.526	120.9	33.188	91.9	2:46.536	79.12	20.218	12:21:15.517
5 -	OUTLAP			130.3	31.480		4:14.913	51.69	1:48.595	12:25:30.430
6 -	45.257	125.2	1:15.096	124.2	30.889		2:31.242	87.13	4.924	12:28:01.672
7 -	44.756	125.2	1:11.667	126.3	30.487		2:26.910 **(3)**	89.69	0.592	12:30:28.582
8 -	***44.558***	***126.1***	1:11.701	126.1	30.385	95.8	2:26.644 **(2)**	89.86	0.326	12:32:55.226
9 -	44.682	124.7	***1:11.335***	130.8	***30.301***	***96.9***	***2:26.318*** **(1)**	***90.06***		***12:35:21.544***

P17 12 H2B Ben GILL — Ford Escort Mk1

IDEAL LAP TIME : 2:26.576 BEST LAP TIME : 2:27.935 DIFFERENCE : 1.359

LAP	SECTOR 1		SECTOR 2		SECTOR 3		LAP TIME	MPH	DIFF	TIME OF DAY
1 -	45.279	125.2	***1:11.895***	***131.3***	***30.761***	***95.5***	***2:27.935*** **(1)**	***89.07***		***12:12:47.041***
2 -	***43.920***	***128.3***	6:40.302	63.1	36.409	79.6	8:00.631 **(3)**	27.41	5:32.696	12:20:47.672
3 -	53.645	84.4	1:15.851	128.5	42.975	32.0	2:52.471 **(2)**	76.40	24.536	12:23:40.143

Weather / Track : Cloudy / Dry

Silverstone GP
Circuit Length = 3.6604 miles
Start: 12:08 Flag 12:35 End: 12:39

Silverstone Classic

Historic Touring Car Challenge

QUALIFYING - RACE 16 - SECTOR ANALYSIS

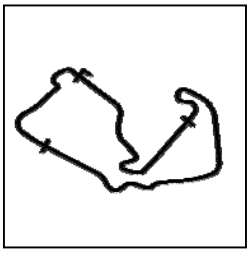

SECTOR 1 = FL to I1, SECTOR 2 = I1 to I2, SECTOR 3 = I2 to FL, DIFF = Difference To Personal Best Lap, P = Crossed Finish Line in Pit Lane, D = Time Disallowed

P18 20 H3C K.CLARKE / T.CLARKE — Rover SD1

IDEAL LAP TIME : 2:27.656 BEST LAP TIME : 2:28.058 DIFFERENCE : 0.402

LAP	SECTOR 1		SECTOR 2		SECTOR 3		LAP TIME	MPH	DIFF	TIME OF DAY
1 -	47.821	118.3	1:15.018	123.5	32.803	92.3	2:35.642	84.66	7.584	12:14:09.092
2 -	45.241	***121.1***	1:15.295	125.4	31.542	85.2	2:32.078	86.65	4.020	12:16:41.170
3 -	OUTLAP			112.7	32.759	91.3	4:44.444	46.32	2:16.386	12:21:25.614
4 -	46.297	118.7	1:13.565	124.7	31.365	88.3	2:31.227	87.13	3.169	12:23:56.841
5 -	45.346	120.0	1:12.393	124.7	30.608	***93.2***	2:28.347 **(3)**	88.83	0.289	12:26:25.188
6 -	45.474	119.8	***1:12.035***	124.7	***30.549***	92.6	***2:28.058*** **(1)**	***89.00***		***12:28:53.246***
7 -	45.152	120.6	1:12.244	126.1	31.136	91.8	2:28.532	88.72	0.474	12:31:21.778
8 -	***45.072***	119.4	1:12.407	***127.0***	30.632	90.9	2:28.111 **(2)**	88.97	0.053	12:33:49.889

P19 57 H2B Jonathan GOMM — Ford Escort RS1600

IDEAL LAP TIME : 2:29.279 BEST LAP TIME : 2:29.279 DIFFERENCE : 0.000

LAP	SECTOR 1		SECTOR 2		SECTOR 3		LAP TIME	MPH	DIFF	TIME OF DAY
1 -	56.256	91.8	1:21.904	124.0	32.594	88.3	2:50.754	77.17	21.475	12:14:05.531
2 -	47.331	118.3	1:17.624	126.3	32.290	85.3	2:37.245	83.80	7.966	12:16:42.776
3 -	OUTLAP			127.3	32.520	92.8	5:14.748	41.86	2:45.469	12:21:57.524
4 -	48.885	124.7	1:15.061	***131.0***	32.302	92.5	2:36.248	84.33	6.969	12:24:33.772
5 -	46.031	114.3	1:14.067	126.6	32.772	86.1	2:32.870 **(2)**	86.20	3.591	12:27:06.642
6 -	46.834	114.9	1:16.125	126.3	34.882	89.8	2:37.841	83.48	8.562	12:29:44.483
7 -	***45.471***	***127.0***	***1:12.749***	127.5	***31.059***	***96.2***	***2:29.279*** **(1)**	***88.27***		***12:32:13.762***
8 -	45.989	122.0	1:15.936	128.3	31.079	95.5	2:33.004 **(3)**	86.12	3.725	12:34:46.766

P20 24 H3C WILLIAMS/WILLIAMS — Rover SD1

IDEAL LAP TIME : 2:29.796 BEST LAP TIME : 2:30.003 DIFFERENCE : 0.207

LAP	SECTOR 1		SECTOR 2		SECTOR 3		LAP TIME	MPH	DIFF	TIME OF DAY
1 -	48.461	112.7	1:14.389	124.7	31.690	87.7	2:34.540	85.27	4.537	12:13:18.470
2 -	47.092	118.1	1:14.009	***125.6***	***30.962***	***91.9***	2:32.063	86.66	2.060	12:15:50.533
3 -	45.571	101.8	1:22.485	117.1	32.494	86.9	2:40.550	82.07	10.547	12:18:31.083
4 -	51.210	105.1	1:21.019	123.3	32.730	90.0	2:44.959	79.88	14.956	12:21:16.042
5 -	OUTLAP			124.7	32.400	75.0	4:17.321	51.21	1:47.318	12:25:33.363
6 -	46.926	***120.6***	1:13.626	123.3	31.527	85.1	2:32.079	86.65	2.076	12:28:05.442
7 -	46.062	118.9	1:13.673	124.2	32.270	87.6	2:32.005 **(3)**	86.69	2.002	12:30:37.447
8 -	45.975	119.4	1:13.710	120.9	31.993	86.9	2:31.678 **(2)**	86.88	1.675	12:33:09.125
9 -	***45.558***	117.9	***1:13.276***	122.0	31.169	89.3	***2:30.003*** **(1)**	***87.85***		***12:35:39.128***
10 -	46.852	117.7	1:13.900	122.2	31.864	87.8	2:32.616	86.34	2.613	12:38:11.744

P21 64 H2AI GORDON / MEADEN — Alfa Romeo Alfasud Sprint

IDEAL LAP TIME : 2:29.534 BEST LAP TIME : 2:30.256 DIFFERENCE : 0.722

LAP	SECTOR 1		SECTOR 2		SECTOR 3		LAP TIME	MPH	DIFF	TIME OF DAY
1 -	50.377	104.3	1:23.907	110.3	32.987	87.3	2:47.271	78.78	17.015	12:13:20.087
2 -	48.581	110.9	1:17.649	118.3	34.768	84.9	2:40.998	81.85	10.742	12:16:01.085
3 -	OUTLAP			60.1	36.186	89.0	4:43.966	46.40	2:13.710	12:20:45.051
4 -	45.819	114.7	1:13.791	118.3	***30.891***	89.1	2:30.501 **(3)**	87.55	0.245	12:23:15.552
5 -	45.730	115.5	1:13.069	***120.0***	31.457	84.7	***2:30.256*** **(1)**	***87.70***		***12:25:45.808***
6 -	45.927	116.1	***1:13.043***	119.8	31.438	***89.2***	2:30.408 **(2)**	87.61	0.152	12:28:16.216
7 -	***45.600***	***116.7***	1:14.305	***120.0***	31.253	88.3	2:31.158	87.17	0.902	12:30:47.374
8 -	46.075	***116.7***	1:13.444	117.3	32.990	82.7	2:32.509	86.40	2.253	12:33:19.883

Weather / Track : Cloudy / Dry

Silverstone GP
Circuit Length = 3.6604 miles
Start: 12:08 Flag 12:35 End: 12:39

Silverstone Classic

Historic Touring Car Challenge

QUALIFYING - RACE 16 - SECTOR ANALYSIS

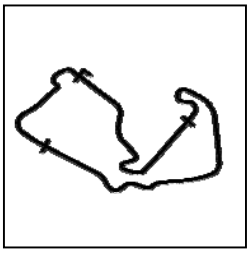

SECTOR 1 = FL to I1, SECTOR 2 = I1 to I2, SECTOR 3 = I2 to FL, DIFF = Difference To Personal Best Lap, P = Crossed Finish Line in Pit Lane, D = Time Disallowed

P22 94 H3BI Till BECHTOLSHEIMER — MG Metro Turbo

IDEAL LAP TIME : 2:29.436 BEST LAP TIME : 2:30.340 DIFFERENCE : 0.904

LAP	SECTOR 1		SECTOR 2		SECTOR 3		LAP TIME	MPH	DIFF	TIME OF DAY
1 -	50.528	115.9	1:13.829	127.8	31.278		2:35.635	84.67	5.295	12:14:41.423
2 -	46.145	120.0	1:16.276	97.8	39.058	80.8	2:41.479	81.60	11.139	12:17:22.902
3 -	52.078	110.5	1:26.212	64.3	47.266	88.3	3:05.556	71.01	35.216	12:20:28.458
4 -	47.657	115.9	1:15.744	***128.5***	32.398	90.3	2:35.799	84.58	5.459	12:23:04.257
5 -	47.313	120.4	1:13.153	128.3	31.054	***91.6***	2:31.520 **(3)**	86.97	1.180	12:25:35.777
6 -	***45.520***	***124.5***	***1:12.953***	128.3	32.090	90.0	2:30.563 **(2)**	87.52	0.223	12:28:06.340
7 -	46.198	121.7	1:13.813	125.2	33.478	85.3	2:33.489	85.85	3.149	12:30:39.829
8 -	46.936	117.9	1:14.115	125.2	31.932	88.8	2:32.983	86.13	2.643	12:33:12.812
9 -	48.331	116.5	1:15.704	124.2	31.774	89.2	2:35.809	84.57	5.469	12:35:48.621
10 -	46.121	120.2	1:13.256	124.5	***30.963***	90.6	***2:30.340*** **(1)**	***87.65***		***12:38:18.961***

P23 21 T2D O.BRYANT / G.BRYANT — Chevrolet Camaro Z28

IDEAL LAP TIME : 2:32.195 BEST LAP TIME : 2:32.260 DIFFERENCE : 0.065

LAP	SECTOR 1		SECTOR 2		SECTOR 3		LAP TIME	MPH	DIFF	TIME OF DAY
1 -	50.647	105.6	1:18.755	128.8	34.059	83.1	2:43.461 **(3)**	80.61	11.201	12:14:37.041
2 -	47.889	108.4	1:17.484	97.3	39.204	80.9	2:44.577	80.07	12.317	12:17:21.618
3 -	50.303	102.9	1:26.683	57.0	49.153	82.8	3:06.139	70.79	33.879	12:20:27.757
4 -	OUTLAP			131.8	32.945	86.4	4:04.418	53.91	1:32.158	12:24:32.175
5 -	46.582	121.1	1:14.188	***137.5***	33.128	87.8	2:33.898 **(2)**	85.62	1.638	12:27:06.073
6 -	OUTLAP			125.9	***32.577***	***90.8***	5:20.833	41.07	2:48.573	12:32:26.906
7 -	***45.897***	***122.2***	***1:13.721***	136.1	32.642	88.8	***2:32.260*** **(1)**	***86.54***		***12:34:59.166***

P24 2 H2CI KEEN / MCALPINE — Ford Capri

IDEAL LAP TIME : 2:32.971 BEST LAP TIME : 2:32.971 DIFFERENCE : 0.000

LAP	SECTOR 1		SECTOR 2		SECTOR 3		LAP TIME	MPH	DIFF	TIME OF DAY
1 -	49.303	115.3	1:14.854	126.8	32.214	89.4	2:36.371 **(2)**	84.27	3.400	12:13:38.006
2 -	***46.711***	***120.6***	***1:14.534***	***127.0***	***31.726***	***90.1***	***2:32.971*** **(1)**	***86.14***		***12:16:10.977***
3 -	47.332	112.7	1:20.879	103.7	34.795	77.1	2:43.006 **(3)**	80.84	10.035	12:18:53.983
4 -	OUTLAP			105.5	37.153	79.5	4:47.771	45.79	2:14.800	12:23:41.754
5 -	50.896	103.7	1:23.645	116.3	36.140	78.8	2:50.681	77.20	17.710	12:26:32.435
6 -	50.746	101.9	1:21.528	116.3	34.314	81.6	2:46.588	79.10	13.617	12:29:19.023
7 -	49.877	98.5	1:20.548	120.9	34.748	84.7	2:45.173	79.78	12.202	12:32:04.196
8 -	49.252	104.5	1:24.750	93.3	39.245	67.1	2:53.247	76.06	20.276	12:34:57.443

P25 41 T2C POCHCIOL / HANSON — Ford Capri

IDEAL LAP TIME : 2:34.873 BEST LAP TIME : 2:34.876 DIFFERENCE : 0.003

LAP	SECTOR 1		SECTOR 2		SECTOR 3		LAP TIME	MPH	DIFF	TIME OF DAY
1 -	49.433	115.1	1:18.582	124.2	34.308	83.1	2:42.323	81.18	7.447	12:13:18.224
2 -	49.733	116.5	1:17.660	***125.4***	33.683	85.2	2:41.076	81.81	6.200	12:15:59.300
3 -	48.574	116.7	1:19.219	122.9	33.726	82.7	2:41.519	81.58	6.643	12:18:40.819
4 -	OUTLAP			122.6	33.777	84.3	4:23.296	50.04	1:48.420	12:23:04.115
5 -	48.040	119.4	1:15.929	122.0	32.932	85.0	2:36.901	83.98	2.025	12:25:41.016
6 -	47.907	119.6	1:15.430	124.2	33.074	84.8	2:36.411 **(3)**	84.25	1.535	12:28:17.427
7 -	***47.316***	***120.6***	***1:15.086***	124.2	32.474	***85.4***	***2:34.876*** **(1)**	***85.08***		***12:30:52.303***
8 -	47.345	119.1	1:15.404	124.7	32.848	85.0	2:35.597 **(2)**	84.69	0.721	12:33:27.900
9 -	48.402	119.4	1:15.708	122.6	***32.471***	85.2	2:36.581	84.15	1.705	12:36:04.481

P26 15 T2C John SPIERS — Ford Capri

IDEAL LAP TIME : 2:34.716 BEST LAP TIME : 2:35.286 DIFFERENCE : 0.570

LAP	SECTOR 1		SECTOR 2		SECTOR 3		LAP TIME	MPH	DIFF	TIME OF DAY
1 -	48.203	119.6	1:16.380	125.6	33.809	76.1	2:38.392	83.19	3.106	12:13:46.770
2 -	47.641	122.2	1:15.837	128.3	32.559	***87.3***	2:36.037 **(3)**	84.45	0.751	12:16:22.807
3 -	1:02.039	62.7	2:08.633	57.2	48.829	86.7	3:59.501	55.02	1:24.215	12:20:22.308
4 -	***46.858***	***124.5***	1:16.016	127.3	***32.412***	87.2	***2:35.286*** **(1)**	***84.86***		***12:22:57.594***
5 -	47.187	122.0	***1:15.446***	***128.5***	32.703	86.2	2:35.336 **(2)**	84.83	0.050	12:25:32.930

Weather / Track : Cloudy / Dry

Silverstone GP
Circuit Length = 3.6604 miles
Start: 12:08 Flag 12:35 End: 12:39

Silverstone Classic

Historic Touring Car Challenge

QUALIFYING - RACE 16 - SECTOR ANALYSIS

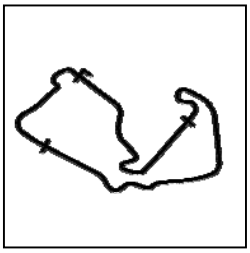

SECTOR 1 = FL to I1, SECTOR 2 = I1 to I2, SECTOR 3 = I2 to FL, DIFF = Difference To Personal Best Lap, P = Crossed Finish Line in Pit Lane, D = Time Disallowed

P27 43 H3B I.GUEST / F.GUEST — Alfa Romeo GT V6

IDEAL LAP TIME : 2:35.067 BEST LAP TIME : 2:35.538 DIFFERENCE : 0.471

LAP	SECTOR 1		SECTOR 2		SECTOR 3		LAP TIME	MPH	DIFF	TIME OF DAY
1 -							2:40.839 (3)	81.93	5.301	12:14:48.974
2 -							2:53.891	75.78	18.353	12:17:42.865
3 -	OUTLAP			115.9	33.112	85.3	4:47.799	45.78	2:12.261	12:22:30.664
4 -	47.375	115.3	***1:16.090***	***120.9***	32.186	***88.4***	2:35.651 (2)	84.66	0.113	12:25:06.315
5 -	58.038	76.6	1:32.660	85.1	36.882	86.8	3:07.580	70.25	32.042	12:28:13.895
6 -	***47.128***	***115.9***	1:16.561	119.6	***31.849***	87.8	***2:35.538 (1)***	***84.72***		***12:30:49.433***

P28 8 T2C Mike WHITAKER — Ford Capri

IDEAL LAP TIME : 2:35.545 BEST LAP TIME : 2:36.001 DIFFERENCE : 0.456

LAP	SECTOR 1		SECTOR 2		SECTOR 3		LAP TIME	MPH	DIFF	TIME OF DAY
1 -	48.939	116.3	1:17.714	121.3	32.797	***86.0***	2:39.450	82.64	3.449	12:13:42.452
2 -	47.613	117.5	1:16.291	122.9	33.084	84.8	2:36.988	83.94	0.987	12:16:19.440
3 -	1:03.052	59.9	2:08.942	53.2	48.191	81.4	4:00.185	54.86	1:24.184	12:20:19.625
4 -	47.734	118.9	1:16.010	***124.0***	***32.448***	85.8	2:36.192 (2)	84.36	0.191	12:22:55.817
5 -	47.373	117.5	***1:15.811***	122.6	32.817	85.3	***2:36.001 (1)***	***84.47***		***12:25:31.818***
6 -	***47.286***	119.1	1:18.168	121.1	33.271	85.7	2:38.725	83.02	2.724	12:28:10.543
7 -	47.295	***119.4***	1:16.308	122.4	32.597	85.5	2:36.200 (3)	84.36	0.199	12:30:46.743
8 -	OUTLAP			100.1	34.766	84.6	5:08.269	42.74	2:32.268	12:35:55.012
9 -	48.477	115.7	1:18.395	117.5	32.854	85.1	2:39.726	82.50	3.725	12:38:34.738

P29 32 T2C J.BROWN / C.BROWN — Ford Capri

IDEAL LAP TIME : 2:35.988 BEST LAP TIME : 2:36.344 DIFFERENCE : 0.356

LAP	SECTOR 1		SECTOR 2		SECTOR 3		LAP TIME	MPH	DIFF	TIME OF DAY
1 -	52.279	107.2	1:19.691	126.1	34.529	80.6	2:46.499	79.14	10.155	12:13:27.005
2 -	48.476	116.7	1:19.193	127.5	34.177	85.3	2:41.846	81.42	5.502	12:16:08.851
3 -	49.706	105.0	1:21.108	100.9	35.059	84.3	2:45.873	79.44	9.529	12:18:54.724
4 -	57.819	71.9	1:21.610	127.8	33.891	85.4	2:53.320	76.03	16.976	12:21:48.044
5 -	OUTLAP			127.5	33.750	87.2	4:47.205	45.88	2:10.861	12:26:35.249
6 -	48.148	104.6	1:17.122	***128.5***	32.913	86.5	2:38.183	83.30	1.839	12:29:13.432
7 -	47.538	***122.9***	***1:15.895***	127.8	***32.911***	87.3	***2:36.344 (1)***	***84.28***		***12:31:49.776***
8 -	***47.182***	117.1	1:15.951	127.8	33.402	81.9	2:36.535 (2)	84.18	0.191	12:34:26.311
9 -	47.480	122.0	1:17.348	127.5	33.054	***88.0***	2:37.882 (3)	83.46	1.538	12:37:04.193

P30 122 T2C CHRISTOPHER / MICHAEL — Ford Capri

IDEAL LAP TIME : 2:37.566 BEST LAP TIME : 2:37.815 DIFFERENCE : 0.249

LAP	SECTOR 1		SECTOR 2		SECTOR 3		LAP TIME	MPH	DIFF	TIME OF DAY
1 -	50.043	103.2	1:19.245	125.9	33.522	85.8	2:42.810	80.93	4.995	12:14:15.943
2 -	49.132	110.0	1:17.950	127.3	33.946	82.5	2:41.028	81.83	3.213	12:16:56.971
3 -	50.566	79.3	1:49.700	58.2	48.438	82.8	3:28.704	63.14	50.889	12:20:25.675
4 -	OUTLAP			124.0	34.109	87.6	4:29.606	48.87	1:51.791	12:24:55.281
5 -	48.874	121.5	1:17.601	127.3	33.558	88.6	2:40.033 (3)	82.34	2.218	12:27:35.314
6 -	47.719	122.4	***1:16.848***	***127.5***	***33.248***	***88.7***	***2:37.815 (1)***	***83.50***		***12:30:13.129***
7 -	***47.470***	***122.9***	1:17.082	126.6	33.639	81.4	2:38.191 (2)	83.30	0.376	12:32:51.320
8 -	48.467	118.3	1:29.186	73.1	44.589	61.2	3:02.242	72.30	24.427	12:35:53.562

Weather / Track : Cloudy / Dry

Silverstone GP
Circuit Length = 3.6604 miles
Start: 12:08 Flag 12:35 End: 12:39

Silverstone Classic

Historic Touring Car Challenge

QUALIFYING - RACE 16 - SECTOR ANALYSIS

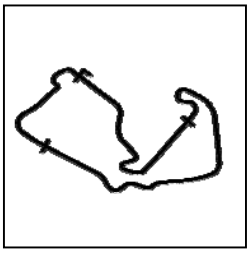

SECTOR 1 = FL to I1, SECTOR 2 = I1 to I2, SECTOR 3 = I2 to FL, DIFF = Difference To Personal Best Lap, P = Crossed Finish Line in Pit Lane, D = Time Disallowed

P31 7 T2C James SLAUGHTER — Ford Capri Mk3s

IDEAL LAP TIME : 2:39.145 BEST LAP TIME : 2:39.222 DIFFERENCE : 0.077

LAP	SECTOR 1		SECTOR 2		SECTOR 3		LAP TIME	MPH	DIFF	TIME OF DAY
1 -	50.303	113.9	1:19.189	125.4	33.625	83.1	2:43.117	80.78	3.895	12:13:57.943
2 -	49.684	118.1	1:19.392	126.1	35.021	74.0	2:44.097	80.30	4.875	12:16:42.040
3 -	OUTLAP			122.2	34.441	85.5	4:54.504	44.74	2:15.282	12:21:36.544
4 -	49.110	118.9	***1:16.691***	***126.6***	***33.421***	84.8	***2:39.222*** **(1)**	***82.76***		***12:24:15.766***
5 -	49.066	113.7	1:20.694	125.4	33.683	84.9	2:43.443	80.62	4.221	12:26:59.209
6 -	49.135	115.1	1:17.356	***126.6***	33.800	84.2	2:40.291 **(3)**	82.21	1.069	12:29:39.500
7 -	49.438	***122.2***	1:17.763	126.1	34.244	85.0	2:41.445	81.62	2.223	12:32:20.945
8 -	***49.033***	119.8	1:17.161	125.9	33.950	***86.0***	2:40.144 **(2)**	82.28	0.922	12:35:01.089
9 -	49.827	113.9	1:28.951	105.5	35.634	74.9	2:54.412	75.55	15.190	12:37:55.501

P32 173 H4AI DANBY / WATTS — Toyota Corolla 1600 GT

IDEAL LAP TIME : BEST LAP TIME : 2:39.915 DIFFERENCE :

LAP	SECTOR 1		SECTOR 2		SECTOR 3		LAP TIME	MPH	DIFF	TIME OF DAY
1 -							2:47.018 **(2)**	78.90	7.103	12:14:21.039
2 -							***2:39.915*** **(1)**	***82.40***		***12:17:00.954***
3 -							5:20.228 **(3)**	41.15	2:40.313	12:22:21.182

P33 221 H2C Alex ELLIOTT — BMW 3.0 CSL

IDEAL LAP TIME : 2:39.573 BEST LAP TIME : 2:40.852 DIFFERENCE : 1.279

LAP	SECTOR 1		SECTOR 2		SECTOR 3		LAP TIME	MPH	DIFF	TIME OF DAY
1 -	50.054	96.5	1:23.716	101.3	36.417	71.3	2:50.187 **(2)**	77.43	9.335	12:14:21.758
2 -	OUTLAP			102.9	36.329	74.6	4:28.488	49.08	1:47.636	12:18:50.246
3 -	OUTLAP			108.0	34.397	***84.9***	6:56.977	31.60	4:16.125	12:25:47.223
4 -	50.728	***112.9***	***1:16.722***	***127.0***	***33.402***	84.5	***2:40.852*** **(1)**	***81.92***		***12:28:28.075***
5 -	***49.449***	108.4	1:25.313	92.3	36.541	73.8	2:51.303 **(3)**	76.92	10.451	12:31:19.378

P34 33 T2C Ludovic LINDSAY — Ford Capri Faberge

IDEAL LAP TIME : 2:40.689 BEST LAP TIME : 2:40.971 DIFFERENCE : 0.282

LAP	SECTOR 1		SECTOR 2		SECTOR 3		LAP TIME	MPH	DIFF	TIME OF DAY
1 -	55.844	105.6	1:23.891	122.2	35.759	74.2	2:55.494	75.08	14.523	12:13:47.204
2 -	50.444	***118.5***	***1:18.123***	***124.5***	33.843	84.4	2:42.410 **(3)**	81.13	1.439	12:16:29.614
3 -	58.005	60.5	2:06.532	58.8	49.285	79.0	3:53.822	56.35	1:12.851	12:20:23.436
4 -	49.444	112.7	1:18.498	***124.5***	33.591	***86.1***	2:41.533 **(2)**	81.57	0.562	12:23:04.969
5 -	***48.976***	114.3	1:18.405	122.9	***33.590***	80.3	***2:40.971*** **(1)**	***81.86***		***12:25:45.940***

P35 4 H2C OVERINGTON / STEVENS — Rover SD1

IDEAL LAP TIME : 2:40.978 BEST LAP TIME : 2:41.483 DIFFERENCE : 0.505

LAP	SECTOR 1		SECTOR 2		SECTOR 3		LAP TIME	MPH	DIFF	TIME OF DAY
1 -	54.576	107.0	1:22.667	115.3	35.538	71.0	2:52.781	76.26	11.298	12:14:58.403
2 -	51.010	110.1	1:24.587	108.9	36.136	70.4	2:51.733	76.73	10.250	12:17:50.136
3 -	54.271	79.4	1:39.567	77.9	36.418	77.2	3:10.256	69.26	28.773	12:21:00.392
4 -	50.503	***111.6***	***1:19.639***	***118.5***	33.715	82.4	2:43.857	80.42	2.374	12:23:44.249
5 -	OUTLAP			111.8	33.962	84.8	4:40.829	46.92	1:59.346	12:28:25.078
6 -	50.286	111.1	1:19.886	112.7	***32.982***	***85.0***	2:43.154 **(3)**	80.76	1.671	12:31:08.232
7 -	***48.357***	***111.6***	1:19.932	111.4	33.194	84.7	***2:41.483*** **(1)**	***81.60***		***12:33:49.715***
8 -	49.045	103.7	1:20.540	110.0	***32.982***	***85.0***	2:42.567 **(2)**	81.06	1.084	12:36:32.282

Weather / Track : Cloudy / Dry

Silverstone GP
Circuit Length = 3.6604 miles
Start: 12:08 Flag 12:35 End: 12:39

Silverstone Classic

Historic Touring Car Challenge

QUALIFYING - RACE 16 - SECTOR ANALYSIS

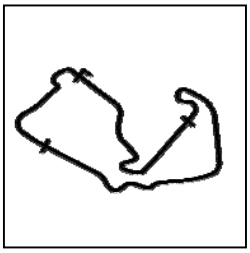

SECTOR 1 = FL to I1, SECTOR 2 = I1 to I2, SECTOR 3 = I2 to FL, DIFF = Difference To Personal Best Lap, P = Crossed Finish Line in Pit Lane, D = Time Disallowed

P36 26 T1B S.DRABBLE / A.DRABBLE — Triumph Dolomite Sprint

IDEAL LAP TIME : 2:41.087 BEST LAP TIME : 2:41.947 DIFFERENCE : 0.860

LAP	SECTOR 1		SECTOR 2		SECTOR 3		LAP TIME	MPH	DIFF	TIME OF DAY
1 -	53.733	102.2	1:25.626	114.1	36.133	73.8	2:55.492	75.09	13.545	12:13:46.602
2 -	53.158	109.4	1:23.904	115.1	35.932	75.4	2:52.994	76.17	11.047	12:16:39.596
3 -	OUTLAP			105.0	36.378	80.5	4:45.122	46.21	2:03.175	12:21:24.718
4 -	52.244	114.9	1:21.357	117.9	35.278	77.1	2:48.879	78.03	6.932	12:24:13.597
5 -	50.193	110.5	1:23.023	117.9	34.520	78.8	2:47.736	78.56	5.789	12:27:01.333
6 -	49.348	116.1	1:18.701	118.5	34.806	77.8	2:42.855	80.91	0.908	12:29:44.188
7 -	49.404	***116.9***	1:18.667	118.1	***33.876***	81.7	***2:41.947*** **(1)**	***81.37***		***12:32:26.135***
8 -	49.898	115.5	***1:18.058***	***118.7***	34.193	75.4	2:42.149 **(2)**	81.26	0.202	12:35:08.284
9 -	***49.153***	113.5	1:19.354	117.3	34.346	***82.7***	2:42.853 **(3)**	80.91	0.906	12:37:51.137

P37 47 H2C Chris SCRAGG — Jaguar TWR XJS

IDEAL LAP TIME : BEST LAP TIME : 2:42.382 DIFFERENCE :

LAP	SECTOR 1		SECTOR 2		SECTOR 3		LAP TIME	MPH	DIFF	TIME OF DAY
1 -							2:45.910	79.42	3.528	12:13:17.528
2 -							2:42.474 **(2)**	81.10	0.092	12:16:00.002
3 -							2:52.302	76.48	9.920	12:18:52.304
4 -							4:47.287	45.86	2:04.905	12:23:39.591
5 -							2:44.923	79.90	2.541	12:26:24.514
6 -							2:44.208 **(3)**	80.25	1.826	12:29:08.722
7 -							***2:42.382*** **(1)**	***81.15***		***12:31:51.104***
8 -							2:44.763	79.98	2.381	12:34:35.867

P38 48 H2C Robin BENN — Ford Capri

IDEAL LAP TIME : 2:44.624 BEST LAP TIME : 2:45.107 DIFFERENCE : 0.483

LAP	SECTOR 1		SECTOR 2		SECTOR 3		LAP TIME	MPH	DIFF	TIME OF DAY
1 -	53.153	110.7	1:24.415	114.7	35.008	80.9	2:52.576	76.35	7.469	12:13:59.529
2 -	51.313	111.2	1:22.418	116.9	34.994	80.8	2:48.725	78.10	3.618	12:16:48.254
3 -	53.431	103.7	1:53.282	61.0	49.454	80.7	3:36.167	60.96	51.060	12:20:24.421
4 -	51.205	113.7	1:20.368	117.9	35.074	81.1	2:46.647 **(2)**	79.07	1.540	12:23:11.068
5 -	51.853	113.5	1:21.629	117.3	34.972	82.6	2:48.454	78.22	3.347	12:25:59.522
6 -	51.135	***113.9***	***1:19.941***	***118.3***	36.062	81.6	2:47.138 **(3)**	78.84	2.031	12:28:46.660
7 -	50.879	112.7	1:22.165	117.5	34.658	80.6	2:47.702	78.57	2.595	12:31:34.362
8 -	***50.253***	113.7	1:20.424	116.5	***34.430***	83.4	***2:45.107*** **(1)**	***79.81***		***12:34:19.469***
9 -	50.639	111.6	1:22.413	116.7	34.848	***83.7***	2:47.900	78.48	2.793	12:37:07.369

P39 14 T2B Paul CLAYSON — Alfa Romeo GT V6

IDEAL LAP TIME : BEST LAP TIME : 2:45.624 DIFFERENCE :

LAP	SECTOR 1		SECTOR 2		SECTOR 3		LAP TIME	MPH	DIFF	TIME OF DAY
1 -							3:02.595	72.16	16.971	12:15:07.238
2 -							3:04.776	71.31	19.152	12:18:12.014
3 -							9:40.807	22.68	6:55.183	12:27:52.821
4 -							2:46.923 **(3)**	78.94	1.299	12:30:39.744
5 -							***2:45.624*** **(1)**	***79.56***		***12:33:25.368***
6 -							2:45.878 **(2)**	79.44	0.254	12:36:11.246

Weather / Track : Cloudy / Dry

Silverstone GP
Circuit Length = 3.6604 miles
Start: 12:08 Flag 12:35 End: 12:39

Silverstone Classic

Historic Touring Car Challenge

QUALIFYING - RACE 16 - SECTOR ANALYSIS

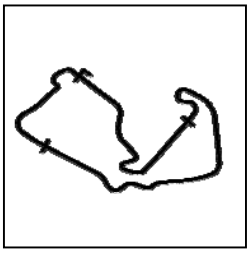

SECTOR 1 = FL to I1, SECTOR 2 = I1 to I2, SECTOR 3 = I2 to FL, DIFF = Difference To Personal Best Lap, P = Crossed Finish Line in Pit Lane, D = Time Disallowed

P40 75 T2C Jonathan WHITE — Ford Capri Mk3

IDEAL LAP TIME : 2:45.900 BEST LAP TIME : 2:46.360 DIFFERENCE : 0.460

LAP	SECTOR 1		SECTOR 2		SECTOR 3		LAP TIME	MPH	DIFF	TIME OF DAY
1 -	55.643	104.2	1:26.094	113.3	37.698	72.1	2:59.435	73.44	13.075	12:14:13.270
2 -	53.592	104.0	1:24.233	120.6	36.238	77.6	2:54.063	75.70	7.703	12:17:07.333
3 -	OUTLAP			117.7	38.290	79.7	4:11.616	52.37	1:25.256	12:21:18.949
4 -	51.844	103.4	1:23.843	120.4	36.104	82.5	2:51.791	76.70	5.431	12:24:10.740
5 -	52.578	106.8	1:24.200	***122.6***	35.300	***84.0***	2:52.078	76.58	5.718	12:27:02.818
6 -	50.579	103.8	1:22.016	***122.6***	35.103	81.9	2:47.698 **(3)**	78.58	1.338	12:29:50.516
7 -	50.760	***115.9***	1:20.551	120.9	***35.049***	81.9	***2:46.360*** **(1)**	***79.21***		***12:32:36.876***
8 -	***50.365***	114.1	1:20.723	122.2	38.264	81.0	2:49.352	77.81	2.992	12:35:26.228
9 -	50.505	114.5	***1:20.486***	122.0	35.843	74.8	2:46.834 **(2)**	78.98	0.474	12:38:13.062

P41 115 H2C Bill CUTLER — BMW M535S

IDEAL LAP TIME : 2:45.192 BEST LAP TIME : 2:49.593 DIFFERENCE : 4.401

LAP	SECTOR 1		SECTOR 2		SECTOR 3		LAP TIME	MPH	DIFF	TIME OF DAY
1 -	53.753	108.4	1:20.760	***114.9***	***35.080***	***83.7***	***2:49.593*** **(1)**	***77.70***		***12:14:37.973***
2 -	***49.894***	***112.5***	***1:20.218***	84.7	40.114	73.1	2:50.226 **(2)**	77.41	0.633	12:17:28.199

P42 77 T1B ALLEN / ROBERTS — Alfa Romeo 2000 GTV

IDEAL LAP TIME : 2:49.536 BEST LAP TIME : 2:50.374 DIFFERENCE : 0.838

LAP	SECTOR 1		SECTOR 2		SECTOR 3		LAP TIME	MPH	DIFF	TIME OF DAY
1 -	55.355	102.4	1:27.320	109.1	36.486	76.1	2:59.161	73.55	8.787	12:15:01.912
2 -	53.937	102.9	1:29.680	89.9	39.491	71.0	3:03.108	71.96	12.734	12:18:05.020
3 -	OUTLAP			108.5	36.295	78.3	5:26.386	40.37	2:36.012	12:23:31.406
4 -	52.595	103.7	1:24.177	109.6	35.799	***79.7***	2:52.571 **(3)**	76.36	2.197	12:26:23.977
5 -	53.124	99.1	1:23.841	109.8	35.634	72.2	2:52.599	76.34	2.225	12:29:16.576
6 -	52.124	101.6	1:22.951	***110.7***	***35.475***	79.1	2:50.550 **(2)**	77.26	0.176	12:32:07.126
7 -	***51.322***	***106.1***	***1:22.739***	109.4	36.313	72.1	***2:50.374*** **(1)**	***77.34***		***12:34:57.500***

P43 38 T1A Matthias JOCHER — Volkswagen Golf GTi

IDEAL LAP TIME : 3:02.251 BEST LAP TIME : 3:02.395 DIFFERENCE : 0.144

LAP	SECTOR 1		SECTOR 2		SECTOR 3		LAP TIME	MPH	DIFF	TIME OF DAY
1 -	56.418	93.8	1:31.098	***97.5***	39.238	71.4	3:06.754	70.56	4.359	12:14:29.233
2 -	56.214	94.3	1:35.602	76.2	41.200	61.6	3:13.016	68.27	10.621	12:17:42.249
3 -	1:00.153	88.1	1:40.877	82.7	39.995	73.0	3:21.025	65.55	18.630	12:21:03.274
4 -	***55.545***	93.8	1:29.105	96.8	***37.745***	73.1	***3:02.395*** **(1)**	***72.24***		***12:24:05.669***
5 -	OUTLAP			96.8	39.599	72.4	4:14.779	51.72	1:12.384	12:28:20.448
6 -	56.355	93.5	***1:28.961***	***97.5***	37.803	71.4	3:03.119 **(2)**	71.96	0.724	12:31:23.567
7 -	55.801	***96.4***	1:29.607	96.2	37.762	70.1	3:03.170 **(3)**	71.94	0.775	12:34:26.737
8 -	55.927	95.3	1:30.140	95.7	37.928	***73.3***	3:03.995	71.62	1.600	12:37:30.732

Weather / Track : Cloudy / Dry

Silverstone GP
Circuit Length = 3.6604 miles
Start: 12:08 Flag 12:35 End: 12:39

Silverstone Classic

Historic Touring Car Challenge

QUALIFYING - RACE 16 - BEST SECTORS

	SECTOR 1			SECTOR 2			SECTOR 3			IDEAL / BEST COMPARISON					
POS	NO	NAME	TIME	NO	NAME	TIME	NO	NAME	TIME	POS	NO	NAME	IDEAL	BEST	DIFF
												PERFECT LAP	2:13.745		
1	51	LYONS	40.570	60	WRIGHT / COYNE	1:04.845	51	LYONS	28.330	1	51	LYONS	2:13.846	2:14.742	0.896
2	60	WRIGHT / COYNE	41.155	51	LYONS	1:04.946	123	WOOD / MORGAN	28.651	2	60	WRIGHT / COYNE	2:14.764	2:16.233	1.469
3	1	THOMAS / LOCKIE	41.222	123	WOOD / MORGAN	1:05.770	44	SMITH / TURKINGT	28.718	3	1	THOMAS / LOCKIE	2:16.448	2:17.876	1.428
4	16	DANCE	41.357	1	THOMAS / LOCKIE	1:06.067	60	WRIGHT / COYNE	28.764	4	123	WOOD / MORGAN	2:16.987	2:17.961	0.974
5	22	MENSLEY / ELLIS	41.479	151	DAVIES	1:06.690	16	DANCE	28.770	5	16	DANCE	2:17.301	2:17.541	0.240
6	151	DAVIES	41.595	44	SMITH / TURKINGT	1:06.987	66	H. WHALE / N. WH/	29.068	6	44	SMITH / TURKINGTO	2:17.512	2:17.870	0.358
7	44	SMITH / TURKINGT	41.807	16	DANCE	1:07.174	1	THOMAS / LOCKIE	29.159	7	151	DAVIES	2:18.310	2:18.668	0.358
8	81	I.GOFF / M.GOFF	41.967	81	I.GOFF / M.GOFF	1:07.229	81	I.GOFF / M.GOFF	29.221	8	81	I.GOFF / M.GOFF	2:18.417	2:18.417	0.000
9	66	H. WHALE / N. WH/	42.020	66	H. WHALE / N. WH/	1:07.490	10	SMITH/MOULTON-S	29.288	9	66	H. WHALE / N. WHAL	2:18.578	2:18.868	0.290
10	10	SMITH/MOULTON-S	42.280	120	MCMAHON	1:07.707	22	MENSLEY / ELLIS	29.477	10	22	MENSLEY / ELLIS	2:19.705	2:21.747	2.042
11	120	MCMAHON	42.546	3	HART / PASTOREL	1:08.364	68	TOMLIN	29.913	11	10	SMITH/MOULTON-SM	2:20.043	2:20.672	0.629
12	123	WOOD / MORGAN	42.566	10	SMITH/MOULTON-S	1:08.475	3	HART / PASTOREL	29.929	12	120	MCMAHON	2:20.220	2:20.663	0.443
13	3	HART / PASTOREL	43.404	22	MENSLEY / ELLIS	1:08.749	120	MCMAHON	29.967	13	3	HART / PASTORELLI	2:21.697	2:21.841	0.144
14	68	TOMLIN	43.803	68	TOMLIN	1:10.200	34	WATTS / SWIFT	29.985	14	68	TOMLIN	2:23.916	2:24.248	0.332
15	12	GILL	43.920	34	WATTS / SWIFT	1:10.881	151	DAVIES	30.025	15	34	WATTS / SWIFT	2:25.612	2:25.887	0.275
16	11	WAKEMAN / BL'-ED	44.558	11	WAKEMAN / BL'-ED	1:11.335	11	WAKEMAN / BL'-ED	30.301	16	11	WAKEMAN / BL'-EDW	2:26.194	2:26.318	0.124
17	34	WATTS / SWIFT	44.746	12	GILL	1:11.895	20	K.CLARKE / T.CLAF	30.549	17	12	GILL	2:26.576	2:27.935	1.359
18	20	K.CLARKE / T.CLAF	45.072	20	K.CLARKE / T.CLAF	1:12.035	12	GILL	30.761	18	20	K.CLARKE / T.CLARK	2:27.656	2:28.058	0.402
19	57	GOMM	45.471	57	GOMM	1:12.749	64	GORDON / MEADE	30.891	19	57	GOMM	2:29.279	2:29.279	0.000
20	94	BECHTOLSHEIMEF	45.520	94	BECHTOLSHEIMEF	1:12.953	24	WILLIAMS/WILLIAM	30.962	20	94	BECHTOLSHEIMER	2:29.436	2:30.340	0.904
21	24	WILLIAMS/WILLIAM	45.558	64	GORDON / MEADE	1:13.043	94	BECHTOLSHEIMEF	30.963	21	64	GORDON / MEADEN	2:29.534	2:30.256	0.722
22	64	GORDON / MEADE	45.600	24	WILLIAMS/WILLIAM	1:13.276	57	GOMM	31.059	22	24	WILLIAMS/WILLIAMS	2:29.796	2:30.003	0.207
23	21	O.BRYANT / G.BRY	45.897	21	O.BRYANT / G.BRY	1:13.721	2	KEEN / MCALPINE	31.726	23	21	O.BRYANT / G.BRYA	2:32.195	2:32.260	0.065
24	2	KEEN / MCALPINE	46.711	2	KEEN / MCALPINE	1:14.534	43	I.GUEST / F.GUEST	31.849	24	2	KEEN / MCALPINE	2:32.971	2:32.971	0.000
25	15	SPIERS	46.858	41	POCHCIOL / HANS	1:15.086	15	SPIERS	32.412	25	15	SPIERS	2:34.716	2:35.286	0.570
26	43	I.GUEST / F.GUEST	47.128	15	SPIERS	1:15.446	8	WHITAKER	32.448	26	41	POCHCIOL / HANSOI	2:34.873	2:34.876	0.003
27	32	J.BROWN / C.BRO\	47.182	8	WHITAKER	1:15.811	41	POCHCIOL / HANS	32.471	27	43	I.GUEST / F.GUEST	2:35.067	2:35.538	0.471
28	8	WHITAKER	47.286	32	J.BROWN / C.BRO\	1:15.895	21	O.BRYANT / G.BRY	32.577	28	8	WHITAKER	2:35.545	2:36.001	0.456
29	41	POCHCIOL / HANS	47.316	43	I.GUEST / F.GUEST	1:16.090	32	J.BROWN / C.BRO\	32.911	29	32	J.BROWN / C.BROWI	2:35.988	2:36.344	0.356
30	122	CHRISTOPHER / M	47.470	7	SLAUGHTER	1:16.691	4	OVERINGTON / ST	32.982	30	122	CHRISTOPHER / MIC	2:37.566	2:37.815	0.249
31	4	OVERINGTON / ST	48.357	221	ELLIOTT	1:16.722	122	CHRISTOPHER / M	33.248	31	7	SLAUGHTER	2:39.145	2:39.222	0.077
32	33	LINDSAY	48.976	122	CHRISTOPHER / M	1:16.848	221	ELLIOTT	33.402	32	221	ELLIOTT	2:39.573	2:40.852	1.279
33	7	SLAUGHTER	49.033	26	S.DRABBLE / A.DR.	1:18.058	7	SLAUGHTER	33.421	33	33	LINDSAY	2:40.689	2:40.971	0.282
34	26	S.DRABBLE / A.DR.	49.153	33	LINDSAY	1:18.123	33	LINDSAY	33.590	34	4	OVERINGTON / STEV	2:40.978	2:41.483	0.505
35	221	ELLIOTT	49.449	4	OVERINGTON / ST	1:19.639	26	S.DRABBLE / A.DR.	33.876	35	26	S.DRABBLE / A.DRAE	2:41.087	2:41.947	0.860
36	115	CUTLER	49.894	48	BENN	1:19.941	48	BENN	34.430	36	48	BENN	2:44.624	2:45.107	0.483
37	48	BENN	50.253	115	CUTLER	1:20.218	75	WHITE	35.049	37	115	CUTLER	2:45.192	2:49.593	4.401
38	75	WHITE	50.365	75	WHITE	1:20.486	115	CUTLER	35.080	38	75	WHITE	2:45.900	2:46.360	0.460
39	77	ALLEN / ROBERTS	51.322	77	ALLEN / ROBERTS	1:22.739	77	ALLEN / ROBERTS	35.475	39	77	ALLEN / ROBERTS	2:49.536	2:50.374	0.838
40	38	JOCHER	55.545	38	JOCHER	1:28.961	38	JOCHER	37.745	40	38	JOCHER	3:02.251	3:02.395	0.144
41										41	14	CLAYSON		2:45.624	
42										42	47	SCRAGG		2:42.382	
43										43	173	DANBY / WATTS		2:39.915	

Weather / Track : Cloudy / Dry

Silverstone GP
Circuit Length = 3.6604 miles
Start: 12:08 Flag 12:35 End: 12:39

Results can be found at www.tsl-timing.com

Printed - 12:41 Friday, 26 July 2019

Silverstone Classic

Historic Touring Car Challenge

QUALIFYING - RACE 16 - BEST SPEEDS

	INTERMEDIATE 1			INTERMEDIATE 2			FINISH LINE		
POS	NO	NAME	MPH	NO	NAME	MPH	NO	NAME	MPH
1	60	WRIGHT / COYNE	151.8	151	DAVIES	153.9	1	THOMAS / LOCKIE	104.5
2	1	THOMAS / LOCKIE	148.1	60	WRIGHT / COYNE	152.1	60	WRIGHT / COYNE	103.8
3	151	DAVIES	147.4	51	LYONS	151.4	51	LYONS	103.7
4	51	LYONS	146.5	120	MCMAHON	151.4	16	DANCE	103.5
5	22	MENSLEY / ELLIS	142.1	1	THOMAS / LOCKIE	150.1	22	MENSLEY / ELLIS	103.0
6	120	MCMAHON	140.9	16	DANCE	148.1	151	DAVIES	102.9
7	16	DANCE	138.3	22	MENSLEY / ELLIS	146.5	123	WOOD / MORGAN	101.9
8	81	I.GOFF / M.GOFF	137.5	81	I.GOFF / M.GOFF	141.5	44	SMITH / TURKINGTON	100.3
9	123	WOOD / MORGAN	136.6	3	HART / PASTORELLI	139.5	66	H. WHALE / N. WHALE	99.5
10	44	SMITH / TURKINGTON	133.1	123	WOOD / MORGAN	139.2	10	SMITH/MOULTON-SMITH	99.5
11	10	SMITH/MOULTON-SMITH	132.1	21	O.BRYANT / G.BRYANT	137.5	81	I.GOFF / M.GOFF	98.9
12	66	H. WHALE / N. WHALE	129.8	66	H. WHALE / N. WHALE	136.6	120	MCMAHON	98.5
13	3	HART / PASTORELLI	129.8	44	SMITH / TURKINGTON	135.5	11	WAKEMAN / BL'-EDWARDS	96.9
14	12	GILL	128.3	10	SMITH/MOULTON-SMITH	133.6	57	GOMM	96.2
15	57	GOMM	127.0	11	WAKEMAN / BL'-EDWARDS	131.8	3	HART / PASTORELLI	96.0
16	11	WAKEMAN / BL'-EDWARDS	126.1	12	GILL	131.3	68	TOMLIN	95.8
17	68	TOMLIN	125.2	57	GOMM	131.0	12	GILL	95.5
18	94	BECHTOLSHEIMER	124.5	68	TOMLIN	129.8	20	K.CLARKE / T.CLARKE	93.2
19	15	SPIERS	124.5	94	BECHTOLSHEIMER	128.5	24	WILLIAMS/WILLIAMS	91.9
20	32	J.BROWN / C.BROWN	122.9	15	SPIERS	128.5	94	BECHTOLSHEIMER	91.6
21	122	CHRISTOPHER / MICHAEL	122.9	32	J.BROWN / C.BROWN	128.5	21	O.BRYANT / G.BRYANT	90.8
22	34	WATTS / SWIFT	122.2	122	CHRISTOPHER / MICHAEL	127.5	2	KEEN / MCALPINE	90.1
23	21	O.BRYANT / G.BRYANT	122.2	20	K.CLARKE / T.CLARKE	127.0	64	GORDON / MEADEN	89.2
24	7	SLAUGHTER	122.2	2	KEEN / MCALPINE	127.0	122	CHRISTOPHER / MICHAEL	88.7
25	20	K.CLARKE / T.CLARKE	121.1	221	ELLIOTT	127.0	43	I.GUEST / F.GUEST	88.4
26	24	WILLIAMS/WILLIAMS	120.6	34	WATTS / SWIFT	126.8	32	J.BROWN / C.BROWN	88.0
27	2	KEEN / MCALPINE	120.6	7	SLAUGHTER	126.6	15	SPIERS	87.3
28	41	POCHCIOL / HANSON	120.6	24	WILLIAMS/WILLIAMS	125.6	33	LINDSAY	86.1
29	8	WHITAKER	119.4	41	POCHCIOL / HANSON	125.4	8	WHITAKER	86.0
30	33	LINDSAY	118.5	33	LINDSAY	124.5	7	SLAUGHTER	86.0
31	26	S.DRABBLE / A.DRABBLE	116.9	8	WHITAKER	124.0	34	WATTS / SWIFT	85.7
32	64	GORDON / MEADEN	116.7	75	WHITE	122.6	41	POCHCIOL / HANSON	85.4
33	43	I.GUEST / F.GUEST	115.9	43	I.GUEST / F.GUEST	120.9	4	OVERINGTON / STEVENS	85.0
34	75	WHITE	115.9	64	GORDON / MEADEN	120.0	221	ELLIOTT	84.9
35	48	BENN	113.9	26	S.DRABBLE / A.DRABBLE	118.7	75	WHITE	84.0
36	221	ELLIOTT	112.9	4	OVERINGTON / STEVENS	118.5	48	BENN	83.7
37	115	CUTLER	112.5	48	BENN	118.3	115	CUTLER	83.7
38	4	OVERINGTON / STEVENS	111.6	115	CUTLER	114.9	26	S.DRABBLE / A.DRABBLE	82.7
39	77	ALLEN / ROBERTS	106.1	77	ALLEN / ROBERTS	110.7	77	ALLEN / ROBERTS	79.7
40	38	JOCHER	96.4	38	JOCHER	97.5	38	JOCHER	73.3
41									
42									
43									

Weather / Track : Cloudy / Dry

Silverstone GP
Circuit Length = 3.6604 miles
Start: 12:08 Flag 12:35 End: 12:39

Results can be found at www.tsl-timing.com

Printed - 12:42 Friday, 26 July 2019

Silverstone Classic

Historic Touring Car Challenge

QUALIFYING - RACE 16 - STATISTICS

Competitors Started	43
Planned Start	2019-07-26 @ 12:07:00.000
Actual Start	2019-07-26 @ 12:08:57.000
Finish Time	2019-07-26 @ 12:35:59.718
Track Length	3.6604mi.
Total Laps	324
Total Distance Covered	1186.0012mi.

Session Fastest Lap History

NO	CL	NAME	LAP TIME	TIME OF DAY	LAP	VEHICLE
51	H4B	**Michael LYONS**	**2:14.843**	12:12:23.609	1	Ford Sierra Cosworth RS500
51	H4B	**Michael LYONS**	**2:14.742**	12:24:58.219	5	Ford Sierra Cosworth RS500

Flag History

TYPE	TIME OF DAY
GREEN	12:08:57.000
SAFETY	12:16:23.174
GREEN	12:20:16.813
FINISH	12:35:59.718

Flag Statistics

TYPE	COUNT	TOTAL LAPS	TOTAL TIME
Green	2	9	26:16.694
Red	0	0	0.000
Safety Car	1	1	3:53.639
FCY	0	0	0.000

Silverstone GP
Circuit Length = 3.6604 miles
Start: 12:08 Flag 12:35 End: 12:39

Weather / Track : Cloudy / Dry

These results are provisional until the conclusion of any judicial and technical matters.

Clerk Of Course :		Timekeeper :

Silverstone Classic

Historic Touring Car Challenge

QUALIFYING - RACE 16 - STATISTICS

CLASS : H4B

8 Starters

Fastest Lap History

NO	NAME	LAP TIME	TIME OF DAY	LAP	VEHICLE
51	**Michael LYONS**	**2:14.843**	12:12:23.609	1	Ford Sierra Cosworth RS500
51	**Michael LYONS**	**2:14.742**	12:24:58.219	5	Ford Sierra Cosworth RS500

Silverstone GP

Weather / Track : Cloudy / Dry

Circuit Length = 3.6604 miles

These results are provisional until the conclusion of any judicial and technical matters.

Start: 12:08 Flag 12:35 End: 12:39

Clerk Of Course :		Timekeeper :

Silverstone Classic

Historic Touring Car Challenge

QUALIFYING - RACE 16 - STATISTICS

CLASS : H2CI

1 Starters

Fastest Lap History

NO	NAME	LAP TIME	TIME OF DAY	LAP	VEHICLE
2	**KEEN / MCALPINE**	**2:36.371**	12:13:38.015	1	Ford Capri
2	**KEEN / MCALPINE**	**2:32.971**	12:16:10.986	2	Ford Capri

Silverstone GP

Weather / Track : Cloudy / Dry

Circuit Length = 3.6604 miles

These results are provisional until the conclusion of any judicial and technical matters.

Start: 12:08 Flag 12:35 End: 12:39

Clerk Of Course :		Timekeeper :

Silverstone Classic

Historic Touring Car Challenge

QUALIFYING - RACE 16 - STATISTICS

CLASS : H2C

9 Starters

Fastest Lap History

NO	NAME	LAP TIME	TIME OF DAY	LAP	VEHICLE
11	**WAKEMAN / BL'-EDWARDS**	**2:36.020**	12:13:04.032	1	Rover SD1
3	**HART / PASTORELLI**	**2:27.715**	12:13:07.724	1	Ford Capri RS3100
16	**Steve DANCE**	**2:22.990**	12:13:29.516	1	Ford Capri
16	**Steve DANCE**	**2:19.999**	12:15:49.515	2	Ford Capri
123	**WOOD / MORGAN**	**2:17.961**	12:24:17.393	4	Ford Capri
16	**Steve DANCE**	**2:17.541**	12:25:02.517	5	Ford Capri

Silverstone GP

Weather / Track : Cloudy / Dry

Circuit Length = 3.6604 miles

These results are provisional until the conclusion of any judicial and technical matters.

Start: 12:08 Flag 12:35 End: 12:39

Clerk Of Course :		Timekeeper :

Silverstone Classic

Historic Touring Car Challenge

QUALIFYING - RACE 16 - STATISTICS

CLASS : T2C

8 Starters

Fastest Lap History

NO	NAME	LAP TIME	TIME OF DAY	LAP	VEHICLE
41	**POCHCIOL / HANSON**	**2:42.323**	12:13:18.233	1	Ford Capri
8	**Mike WHITAKER**	**2:39.450**	12:13:42.460	1	Ford Capri
15	**John SPIERS**	**2:38.392**	12:13:46.787	1	Ford Capri
8	**Mike WHITAKER**	**2:36.988**	12:16:19.449	2	Ford Capri
15	**John SPIERS**	**2:36.037**	12:16:22.819	2	Ford Capri
15	**John SPIERS**	**2:35.286**	12:22:57.606	4	Ford Capri
41	**POCHCIOL / HANSON**	**2:34.876**	12:30:52.311	7	Ford Capri

Silverstone GP

Weather / Track : Cloudy / Dry

Circuit Length = 3.6604 miles

These results are provisional until the conclusion of any judicial and technical matters.

Start: 12:08 Flag 12:35 End: 12:39

Clerk Of Course :		Timekeeper :

Silverstone Classic

Historic Touring Car Challenge

QUALIFYING - RACE 16 - STATISTICS

CLASS : H2B

3 Starters

Fastest Lap History

NO	NAME	LAP TIME	TIME OF DAY	LAP	VEHICLE
68	**David TOMLIN**	**2:27.662**	12:12:45.120	1	Ford Escort RS1800
68	**David TOMLIN**	**2:24.248**	12:15:09.368	2	Ford Escort RS1800

Silverstone GP

Weather / Track : Cloudy / Dry

Circuit Length = 3.6604 miles

These results are provisional until the conclusion of any judicial and technical matters.

Start: 12:08 Flag 12:35 End: 12:39

Clerk Of Course :		Timekeeper :

Silverstone Classic

Historic Touring Car Challenge

QUALIFYING - RACE 16 - STATISTICS

CLASS : T2B

1 Starters

Fastest Lap History

NO	NAME	LAP TIME	TIME OF DAY	LAP	VEHICLE
14	**Paul CLAYSON**	**3:02.595**	12:15:07.238	1	Alfa Romeo GT V6
14	**Paul CLAYSON**	**2:46.923**	12:30:39.744	4	Alfa Romeo GT V6
14	**Paul CLAYSON**	**2:45.624**	12:33:25.368	5	Alfa Romeo GT V6

Silverstone GP

Weather / Track : Cloudy / Dry

Circuit Length = 3.6604 miles

These results are provisional until the conclusion of any judicial and technical matters.

Start: 12:08 Flag 12:35 End: 12:39

Clerk Of Course :		Timekeeper :

Silverstone Classic

Historic Touring Car Challenge

QUALIFYING - RACE 16 - STATISTICS

CLASS : H4BI

2 Starters

Fastest Lap History

NO	NAME	LAP TIME	TIME OF DAY	LAP	VEHICLE
44	**SMITH / TURKINGTON**	**2:22.545**	12:12:30.301	1	BMW M3 E30
44	**SMITH / TURKINGTON**	**2:20.688**	12:14:50.988	2	BMW M3 E30
44	**SMITH / TURKINGTON**	**2:19.154**	12:25:21.457	6	BMW M3 E30
44	**SMITH / TURKINGTON**	**2:18.115**	12:27:39.572	7	BMW M3 E30
44	**SMITH / TURKINGTON**	**2:17.870**	12:29:57.442	8	BMW M3 E30

Silverstone GP

Weather / Track : Cloudy / Dry

Circuit Length = 3.6604 miles

These results are provisional until the conclusion of any judicial and technical matters.

Start: 12:08 Flag 12:35 End: 12:39

Clerk Of Course :		Timekeeper :

Silverstone Classic

Historic Touring Car Challenge

QUALIFYING - RACE 16 - STATISTICS

CLASS : H3C

2 Starters

Fastest Lap History

NO	NAME	LAP TIME	TIME OF DAY	LAP	VEHICLE
24	**WILLIAMS/WILLIAMS**	**2:34.540**	12:13:18.478	1	Rover SD1
24	**WILLIAMS/WILLIAMS**	**2:32.063**	12:15:50.540	2	Rover SD1
20	**K.CLARKE / T.CLARKE**	**2:31.227**	12:23:56.856	4	Rover SD1
20	**K.CLARKE / T.CLARKE**	**2:28.347**	12:26:25.205	5	Rover SD1
20	**K.CLARKE / T.CLARKE**	**2:28.058**	12:28:53.260	6	Rover SD1

Silverstone GP

Weather / Track : Cloudy / Dry

Circuit Length = 3.6604 miles

These results are provisional until the conclusion of any judicial and technical matters.

Start: 12:08 Flag 12:35 End: 12:39

Clerk Of Course :		Timekeeper :

Silverstone Classic

Historic Touring Car Challenge

QUALIFYING - RACE 16 - STATISTICS

CLASS : T2D

1 Starters

Fastest Lap History

NO	NAME	LAP TIME	TIME OF DAY	LAP	VEHICLE
21	**O.BRYANT / G.BRYANT**	**2:43.461**	12:14:37.059	1	Chevrolet Camaro Z28
21	**O.BRYANT / G.BRYANT**	**2:33.898**	12:27:06.087	5	Chevrolet Camaro Z28
21	**O.BRYANT / G.BRYANT**	**2:32.260**	12:34:59.184	7	Chevrolet Camaro Z28

Silverstone GP

Weather / Track : Cloudy / Dry

Circuit Length = 3.6604 miles

These results are provisional until the conclusion of any judicial and technical matters.

Start: 12:08 Flag 12:35 End: 12:39

Clerk Of Course :		Timekeeper :

Silverstone Classic

Historic Touring Car Challenge

QUALIFYING - RACE 16 - STATISTICS

CLASS : T1B

2 Starters

Fastest Lap History

NO	NAME	LAP TIME	TIME OF DAY	LAP	VEHICLE
26	**S.DRABBLE / A.DRABBLE**	**2:55.492**	12:13:46.613	1	Triumph Dolomite Sprint
26	**S.DRABBLE / A.DRABBLE**	**2:52.994**	12:16:39.607	2	Triumph Dolomite Sprint
26	**S.DRABBLE / A.DRABBLE**	**2:48.879**	12:24:13.605	4	Triumph Dolomite Sprint
26	**S.DRABBLE / A.DRABBLE**	**2:47.736**	12:27:01.343	5	Triumph Dolomite Sprint
26	**S.DRABBLE / A.DRABBLE**	**2:42.855**	12:29:44.198	6	Triumph Dolomite Sprint
26	**S.DRABBLE / A.DRABBLE**	**2:41.947**	12:32:26.143	7	Triumph Dolomite Sprint

Silverstone GP

Weather / Track : Cloudy / Dry

Circuit Length = 3.6604 miles

These results are provisional until the conclusion of any judicial and technical matters.

Start: 12:08 Flag 12:35 End: 12:39

Clerk Of Course :		Timekeeper :

Silverstone Classic

Historic Touring Car Challenge

QUALIFYING - RACE 16 - STATISTICS

CLASS : H3B

2 Starters

Fastest Lap History

NO	NAME	LAP TIME	TIME OF DAY	LAP	VEHICLE
34	**WATTS / SWIFT**	**2:27.794**	12:13:52.372	1	MG Metro Turbo
34	**WATTS / SWIFT**	**2:25.887**	12:25:13.538	5	MG Metro Turbo

Silverstone GP

Weather / Track : Cloudy / Dry

Circuit Length = 3.6604 miles

These results are provisional until the conclusion of any judicial and technical matters.

Start: 12:08 Flag 12:35 End: 12:39

Clerk Of Course :		Timekeeper :

Silverstone Classic

Historic Touring Car Challenge

QUALIFYING - RACE 16 - STATISTICS

CLASS : T1A

1 Starters

Fastest Lap History

NO	NAME	LAP TIME	TIME OF DAY	LAP	VEHICLE
38	**Matthias JOCHER**	**3:06.754**	12:14:29.308	1	Volkswagen Golf GTi
38	**Matthias JOCHER**	**3:02.395**	12:24:05.741	4	Volkswagen Golf GTi

Silverstone GP

Weather / Track : Cloudy / Dry

Circuit Length = 3.6604 miles

These results are provisional until the conclusion of any judicial and technical matters.

Start: 12:08 Flag 12:35 End: 12:39

Clerk Of Course :		Timekeeper :

Silverstone Classic

Historic Touring Car Challenge

QUALIFYING - RACE 16 - STATISTICS

CLASS : H2AI

1 Starters

Fastest Lap History

NO	NAME	LAP TIME	TIME OF DAY	LAP	VEHICLE
64	**GORDON / MEADEN**	**2:47.271**	12:13:20.091	1	Alfa Romeo Alfasud Sprint
64	**GORDON / MEADEN**	**2:40.998**	12:16:01.089	2	Alfa Romeo Alfasud Sprint
64	**GORDON / MEADEN**	**2:30.501**	12:23:15.556	4	Alfa Romeo Alfasud Sprint
64	**GORDON / MEADEN**	**2:30.256**	12:25:45.813	5	Alfa Romeo Alfasud Sprint

Silverstone GP

Weather / Track : Cloudy / Dry

Circuit Length = 3.6604 miles

These results are provisional until the conclusion of any judicial and technical matters.

Start: 12:08 Flag 12:35 End: 12:39

Clerk Of Course :		Timekeeper :

Silverstone Classic

Historic Touring Car Challenge

QUALIFYING - RACE 16 - STATISTICS

CLASS : H3BI

1 Starters

Fastest Lap History

NO	NAME	LAP TIME	TIME OF DAY	LAP	VEHICLE
94	**Till BECHTOLSHEIMER**	**2:35.635**	12:14:41.459	1	MG Metro Turbo
94	**Till BECHTOLSHEIMER**	**2:31.520**	12:25:35.813	5	MG Metro Turbo
94	**Till BECHTOLSHEIMER**	**2:30.563**	12:28:06.377	6	MG Metro Turbo
94	**Till BECHTOLSHEIMER**	**2:30.340**	12:38:18.997	10	MG Metro Turbo

Silverstone GP

Weather / Track : Cloudy / Dry

Circuit Length = 3.6604 miles

These results are provisional until the conclusion of any judicial and technical matters.

Start: 12:08 Flag 12:35 End: 12:39

Clerk Of Course :		Timekeeper :

Silverstone Classic

Historic Touring Car Challenge

QUALIFYING - RACE 16 - STATISTICS

CLASS : H4AI

1 Starters

Fastest Lap History

NO	NAME	LAP TIME	TIME OF DAY	LAP	VEHICLE
173	**DANBY / WATTS**	**2:47.018**	12:14:21.039	1	Toyota Corolla 1600 GT
173	**DANBY / WATTS**	**2:39.915**	12:17:00.954	2	Toyota Corolla 1600 GT

Silverstone GP

Weather / Track : Cloudy / Dry

Circuit Length = 3.6604 miles

These results are provisional until the conclusion of any judicial and technical matters.

Start: 12:08 Flag 12:35 End: 12:39

Clerk Of Course :		Timekeeper :

Silverstone Classic

Historic Touring Car Challenge

RACE 16 - GRID (50 minutes)

Sheet No:	Issue Time:

ROW 22	43	38	3:02.395 Matthias JOCHER				
ROW 21	41	115	2:49.593 Bill CUTLER	42	77	2:50.374 ALLEN / ROBERTS
ROW 20	39	14	2:45.624 Paul CLAYSON	40	75	2:46.360 Jonathan WHITE
ROW 19	37	47	2:42.382 Chris SCRAGG	38	48	2:45.107 Robin BENN
ROW 18	35	4	2:41.483 OVERINGTON / STEVENS	36	26	2:41.947 S.DRABBLE / A.DRABBLE
ROW 17	33	221	2:40.852 Alex ELLIOTT	34	33	2:40.971 Ludovic LINDSAY
ROW 16	31	7	2:39.222 James SLAUGHTER	32	173	2:39.915 DANBY / WATTS
ROW 15	29	32	2:36.344 J.BROWN / C.BROWN	30	122	2:37.815 CHRISTOPHER / MICHAEL
ROW 14	27	43	2:35.538 I.GUEST / F.GUEST	28	8	2:36.001 Mike WHITAKER
ROW 13	25	41	2:34.876 POCHCIOL / HANSON	26	15	2:35.286 John SPIERS
ROW 12	23	21	2:32.260 O.BRYANT / G.BRYANT	24	2	2:32.971 KEEN / MCALPINE
ROW 11	21	64	2:30.256 GORDON / MEADEN	22	94	2:30.340 Till BECHTOLSHEIMER
ROW 10	19	57	2:29.279 Jonathan GOMM	20	24	2:30.003 WILLIAMS/WILLIAMS
ROW 9	17	12	2:27.935 Ben GILL	18	20	2:28.058 K.CLARKE / T.CLARKE
ROW 8	15	34	2:25.887 WATTS / SWIFT	16	11	2:26.318 WAKEMAN / BL'-EDWARDS
ROW 7	13	3	2:21.841 HART / PASTORELLI	14	68	2:24.248 David TOMLIN
ROW 6	11	10	2:20.672 SMITH/MOULTON-SMITH	12	22	2:21.747 MENSLEY / ELLIS
ROW 5	9	66	2:18.868 H. WHALE / N. WHALE	10	120	2:20.663 Carey MCMAHON
ROW 4	7	81	2:18.417 I.GOFF / M.GOFF	8	151	2:18.668 Craig DAVIES
ROW 3	5	1	2:17.876 THOMAS / LOCKIE	6	123	2:17.961 WOOD / MORGAN
ROW 2	3	16	2:17.541 Steve DANCE	4	44	2:17.870 SMITH / TURKINGTON
ROW 1	1	51	2:14.742 Michael LYONS	2	60	2:16.233 WRIGHT / COYNE

Pole

Silverstone GP
Circuit Length = 3.6604 miles

These results are provisional until the conclusion of any judicial and technical matters.

Clerk Of Course :	Steward :	Timekeeper :

Results can be found at www.tsl-timing.com

Printed - 12:46 Friday, 26 July 2019

Silverstone Classic

Historic Touring Car Challenge

RACE 16 - CLASSIFICATION

Sheet No:	Issue Time:

POS	NO	CL	PIC	NAME	ENTRY	LAPS	TIME	GAP	DIFF	MPH	BEST	ON
1	51	H4B	1	Michael LYONS	Ford Sierra Cosworth RS500	19	51:53.757			80.41	2:16.497	17
2	151	H4B	2	Craig DAVIES	Ford Sierra Cosworth RS500	19	52:03.793	10.036	10.036	80.15	2:17.673	18
3	16	H2C	1	Steve DANCE	Ford Capri	19	52:04.276	10.519	0.483	80.13	2:18.032	16
4	3	H2C	2	HART / PASTORELLI	Ford Capri RS3100	19	52:23.902	30.145	19.626	79.63	2:20.083	17
5	1	H4B	3	THOMAS / LOCKIE	Ford Sierra Cosworth RS500	19	52:51.979	58.222	28.077	78.93	2:18.647	5
6	68	H2B	1	David TOMLIN	Ford Escort RS1800	19	53:00.485	1:06.728	8.506	78.72	2:25.767	17
7	10	H4B	4	SMITH / MOULTON-SMITH	BMW M3 E30	19	53:24.209	1:30.452	23.724	78.14	2:21.269	18
8	11	H2C	3	WAKEMAN / BLAKENEY-EDWARDS	Rover SD1	19	53:38.307	1:44.550	14.098	77.79	2:26.008	17
9	34	H3B	1	Patrick WATTS	MG Metro Turbo	19	53:49.771	1:56.014	11.464	77.52	2:27.613	13
10	24	H3C	1	CHR.WILLIAMS / CHA.WILLIAMS	Rover SD1	19	54:04.506	2:10.749	14.735	77.16	2:29.525	11
11	94 *	H3BI	1	Till BECHTOLSHEIMER	MG Metro Turbo	18	52:57.105	1 Lap	1 Lap	74.65	2:28.600	16
12	21	T2D	1	O.BRYANT / G.BRYANT	Chevrolet Camaro Z28	18	53:18.997	1 Lap	21.892	74.14	2:31.195	17
13	57 *	H2B	2	Jonathan GOMM	Ford Escort RS1600	18	53:29.574	1 Lap	10.577	73.90	2:33.388	12
14	41	T2C	1	POCHCIOL / HANSON	Ford Capri	18	53:36.472	1 Lap	6.898	73.74	2:36.372	13
15	15	T2C	2	John SPIERS	Ford Capri	18	53:49.578	1 Lap	13.106	73.44	2:35.781	18
16	8	T2C	3	Mike WHITAKER	Ford Capri	18	53:51.859	1 Lap	2.281	73.39	2:35.936	15
17	115	H2C	4	Bill CUTLER	BMW M535S	18	54:13.429	1 Lap	21.570	72.90	2:34.221	18
18	122 *	T2C	4	CHRISTOPHER / MICHAEL	Ford Capri	18	54:33.446	1 Lap	20.017	72.46	2:37.232	16
19	7	T2C	5	James SLAUGHTER	Ford Capri Mk3s	17	51:55.599	2 Laps	1 Lap	71.90	2:39.220	16
20	43	H3B	2	I.GUEST / F.GUEST	Alfa Romeo GT V6	17	51:56.025	2 Laps	0.426	71.89	2:37.107	12
21	4	H2C	5	OVERINGTON / STEVENS	Rover SD1	17	51:56.540	2 Laps	0.515	71.88	2:37.326	5
22	12	H2B	3	Ben GILL	Ford Escort Mk1	17	52:06.523	2 Laps	9.983	71.65	2:39.096	16
23	173	H4AI	1	DANBY / WATTS	Toyota Corolla 1600 GT	17	52:36.594	2 Laps	30.071	70.96	2:41.257	15
24	2	H2CI	1	KEEN / MCALPINE	Ford Capri	17	52:57.667	2 Laps	21.073	70.49	2:38.816	5
25	32	T2C	6	J.BROWN / C.BROWN	Ford Capri	17	53:20.743	2 Laps	23.076	69.99	2:35.747	17
26	26	T1B	1	S.DRABBLE / A.DRABBLE	Triumph Dolomite Sprint	17	53:42.679	2 Laps	21.936	69.51	2:42.204	17
27	14	T2B	1	Paul CLAYSON	Alfa Romeo GT V6	17	54:00.916	2 Laps	18.237	69.12	2:45.010	17
28	48	H2C	6	Robin BENN	Ford Capri	17	54:05.819	2 Laps	4.903	69.01	2:46.364	16
29	75	T2C	7	Jonathan WHITE	Ford Capri Mk3	17	54:07.148	2 Laps	1.329	68.99	2:43.508	16
30	77	T1B	2	ALLEN / ROBERTS	Alfa Romeo 2000 GTV	16	52:43.435	3 Laps	1 Lap	66.65	2:50.720	8
31	120	H4BI	1	Carey MCMAHON	Ford Sierra Cosworth RS500	15	51:59.962	4 Laps	1 Lap	63.35	2:21.237	11
32	38	T1A	1	Matthias JOCHER	Volkswagen Golf GTi	15	52:15.503	4 Laps	15.541	63.04	3:05.147	11
					NOT CLASSIFIED							
DNF	66	H4B		H.WHALE / N. WHALE	BMW M3 E30	18	49:59.030	1 Lap	0.000	79.09	2:20.142	6
NC	221	H2C		Alex ELLIOTT	BMW 3.0 CSL	14	54:06.445	5 Laps	4 Laps	56.82	2:35.214	4
DNF	60	H4B		WRIGHT / COYNE	Ford Sierra Cosworth RS500	12	35:51.180	7 Laps	2 Laps	73.51	2:18.428	5
DNF	20	H3C		K.CLARKE / T.CLARKE	Rover SD1	12	36:08.071	7 Laps	16.891	72.93	2:28.310	11
DNF	81	H4B		Max GOFF	Ford Sierra Cosworth RS500	10	33:53.141	9 Laps	2 Laps	64.81	2:18.253	4
DNF	123	H2C		WOOD / MORGAN	Nissan Skyline R32	7	46:09.547	12 Laps	3 Laps	33.30	2:19.930	4
DNF	22	H4B		MENSLEY / ELLIS	Ford Sierra Cosworth RS500	5	17:53.746	14 Laps	2 Laps	61.36	2:26.236	5
DNF	44	INV		SMITH / TURKINGTON	BMW M3 E30	2	9:12.666	17 Laps	3 Laps	47.68	4:11.924	2
DNF	64	H2AI		GORDON / MEADEN	Alfa Romeo Alfasud Sprint	2	9:23.691	17 Laps	11.025	46.75	4:06.250	2
DNF	47	H2C		Chris SCRAGG	Jaguar TWR XJS	0						

FASTEST LAP

51	H4B	Michael LYONS	Ford Sierra Cosworth RS500	17	2:16.497	96.54 mph	155.37 kph
16	H2C	Steve DANCE	Ford Capri	16	2:18.032	95.46 mph	153.64 kph
120	H4BI	Carey MCMAHON	Ford Sierra Cosworth RS500	11	2:21.237	93.30 mph	150.15 kph
68	H2B	David TOMLIN	Ford Escort RS1800	17	2:25.767	90.40 mph	145.48 kph
34	H3B	Patrick WATTS	MG Metro Turbo	13	2:27.613	89.27 mph	143.67 kph
20	H3C	K.CLARKE / T.CLARKE	Rover SD1	11	2:28.310	88.85 mph	142.99 kph
94	H3BI	Till BECHTOLSHEIMER	MG Metro Turbo	16	2:28.600	88.67 mph	142.71 kph

Silverstone GP
Circuit Length = 3.6604 miles
Start: 11:34 Flag 12:26 End: 12:29

Weather / Track : Cloudy / Drying

These results are provisional until the conclusion of any judicial and technical matters.

Clerk Of Course :	Steward :	Timekeeper :

Silverstone Classic

Historic Touring Car Challenge

RACE 16 - CLASSIFICATION

Sheet No:	Issue Time:

21	T2D	O.BRYANT / G.BRYANT	Chevrolet Camaro Z28	**17**	2:31.195	87.15 mph	140.26 kph
32	T2C	J.BROWN / C.BROWN	Ford Capri	**17**	2:35.747	84.61 mph	136.16 kph
2	H2CI	KEEN / MCALPINE	Ford Capri	**5**	2:38.816	82.97 mph	133.53 kph
173	H4AI	DANBY / WATTS	Toyota Corolla 1600 GT	**15**	2:41.257	81.71 mph	131.51 kph
26	T1B	S.DRABBLE / A.DRABBLE	Triumph Dolomite Sprint	**17**	2:42.204	81.24 mph	130.74 kph
14	T2B	Paul CLAYSON	Alfa Romeo GT V6	**17**	2:45.010	79.86 mph	128.52 kph
38	T1A	Matthias JOCHER	Volkswagen Golf GTi	**11**	3:05.147	71.17 mph	114.54 kph
64	H2AI	GORDON / MEADEN	Alfa Romeo Alfasud Sprint	**2**	4:06.250	53.51 mph	86.12 kph
44	INV	SMITH / TURKINGTON	BMW M3 E30	**2**	4:11.924	52.30 mph	84.18 kph

***Cars 57, 94 & 122 - no working transponder.**

Silverstone GP
Circuit Length = 3.6604 miles
Start: 11:34 Flag 12:26 End: 12:29

Weather / Track : Cloudy / Drying

These results are provisional until the conclusion of any judicial and technical matters.

Clerk Of Course :	Steward :	Timekeeper :

Silverstone Classic

Historic Touring Car Challenge

RACE 16 - LAP CHART

LAP 1		@ 11:39:56.585
NO	BEHIND	LAP TIME
51		4:57.813
60	1.094	4:58.907
16	2.247	5:00.060
44	2.929	5:00.742
1	4.438	5:02.251
123	4.794	5:02.607
81	5.295	5:03.108
151	6.423	5:04.236
66	6.972	5:04.785
120	9.399	5:07.212
22	10.108	5:07.921
10	11.082	5:08.895
3	11.732	5:09.545
68	12.820	5:10.633
34	13.291	5:11.104
11	15.402	5:13.215
12	16.216	5:14.029
20	16.997	5:14.810
24	18.265	5:16.078
57	19.106	5:16.919
94	19.414	5:17.227
64	19.628	5:17.441
2	20.227	5:18.040
21	21.122	5:18.935
41	22.027	5:19.840
15	22.679	5:20.492
8	24.190	5:22.003
43	24.465	5:22.278
122	25.800	5:23.613
32	25.910	5:23.723
7	27.422	5:25.235
173	29.004	5:26.817
221	29.510	5:27.323
4	29.595	5:27.408
26	30.073	5:27.886
48	30.974	5:28.787
14	31.286	5:29.099
75	32.830	5:30.643
115	33.660	5:31.473
77	34.417	5:32.230
38	34.816	5:32.629

LAP 2		@ 11:44:08.168
NO	BEHIND	LAP TIME
51		4:11.583
60	1.300	4:11.789
16	2.079	4:11.415
44	3.270	4:11.924
1	3.740	4:10.885
123	4.369	4:11.158
81	4.604	4:10.892
151	5.603	4:10.763
66	5.905	4:10.516
120	7.868	4:10.052
22	8.058	4:09.533
10	8.780	4:09.281
3	9.177	4:09.028
34	9.384	4:07.676
68	9.748	4:08.511
12	10.560	4:05.927
11	10.790	4:06.971
20	11.472	4:06.058
24	12.069	4:05.387
94	13.282	4:05.451
57	13.481	4:05.958
64	14.295	4:06.250
2	14.636	4:05.992
21	15.427	4:05.888
15	15.791	4:04.695
41	16.395	4:05.951
8	16.727	4:04.120
43	16.965	4:04.083
32	17.930	4:03.603
122	18.290	4:04.073
7	19.231	4:03.392
173	20.085	4:02.664
221	20.916	4:02.989
4	21.935	4:03.923
26	22.601	4:04.111
48	23.325	4:03.934
14	23.951	4:04.248
75	25.200	4:03.953
115	25.290	4:03.213
77	26.630	4:03.796
38	26.785	4:03.552

LAP 3		@ 11:46:26.807
NO	BEHIND	LAP TIME
51		2:18.639
60	3.033	2:20.372
16	6.683	2:23.243
1	7.529	2:22.428
81	9.352	2:23.387
123	9.874	2:24.144
151	11.655	2:24.691
66	11.933	2:24.667
120	17.454	2:28.225
10	19.218	2:29.077
3	19.721	2:29.183
22	20.748	2:31.329
68	22.679	2:31.570
34	23.020	2:32.275
11	25.934	2:33.783
20	27.539	2:34.706
24	30.789	2:37.359
94	31.680	2:37.037
12	38.136	2:46.215
57	38.516	2:43.674
2	38.881	2:42.884
21	39.414	2:42.626
15	39.750	2:42.598
41	43.461	2:45.705
8	43.711	2:45.623
32	45.015	2:45.724
43	45.277	2:46.951
122	45.547	2:45.896
221	45.548	2:43.271
4	46.011	2:42.715
7	47.005	2:46.413
173	50.511	2:49.065
115	56.900	2:50.249
14	59.800	2:54.488
26	1:00.815	2:56.853
75	1:01.538	2:54.977
48	1:01.767	2:57.081
77	1:04.739	2:56.748
38	1:13.874	3:05.728

LAP 4		@ 11:48:44.788
NO	BEHIND	LAP TIME
51		2:17.981
60	3.806	2:18.754
81	9.624	2:18.253
16	9.926	2:21.224
1	10.471	2:20.923
123	11.823	2:19.930
151	14.299	2:20.625
66	14.481	2:20.529
120	21.868	2:22.395
3	26.285	2:24.545
10	28.800	2:27.563
68	32.298	2:27.600
34	35.242	2:30.203
11	38.803	2:30.850
20	42.454	2:32.896
24	43.081	2:30.273
94	44.508	2:30.809
21	1:01.072	2:39.639
12	1:01.631	2:41.476
15	1:01.843	2:40.074
2	1:02.168	2:41.268
221	1:02.781	2:35.214
57	1:03.173	2:42.638
8	1:05.616	2:39.886
4	1:07.289	2:39.259
41	1:09.100	2:43.620
43	1:09.253	2:41.957
122	1:10.702	2:43.136
7	1:12.720	2:43.696
115	1:19.422	2:40.503
173	1:21.223	2:48.693
32	1:26.537	2:59.503
75	1:36.514	2:52.957
14	1:36.937	2:55.118
48	1:37.217	2:53.431
26	1:38.064	2:55.230
22	1:41.494	3:38.727
77	1:42.276	2:55.518
38	2:01.649	3:05.756

LAP 5		@ 11:51:01.725
NO	BEHIND	LAP TIME
51		2:16.937
60	5.297	2:18.428
1	12.181	2:18.647
16	12.624	2:19.635
151	16.338	2:18.976
66	18.022	2:20.478
120	27.145	2:22.214
3	34.211	2:24.863
10	37.593	2:25.730
68	41.367	2:26.006
34	48.437	2:30.132
11	50.494	2:28.628
20	55.532	2:30.015
24	55.848	2:29.704
94	56.658	2:29.087
21	1:23.239	2:39.104
2	1:24.047	2:38.816
12	1:26.910	2:42.216
15	1:27.295	2:42.389
4	1:27.678	2:37.326
57	1:28.301	2:42.065
8	1:28.552	2:39.873
43	1:30.718	2:38.402
122	1:34.532	2:40.767
41	1:36.266	2:44.103
7	1:36.955	2:41.172
115	1:40.654	2:38.169
221	1:42.267	2:56.423
173	1:50.462	2:46.176
22	1:50.793	2:26.236
32	1:53.856	2:44.256
48	2:10.430	2:50.150
14	2:11.966	2:51.966
26	2:12.890	2:51.763

Weather / Track : Cloudy / Drying

Silverstone GP
Circuit Length = 3.6604 miles
Start: 11:34 Flag 12:26 End: 12:29

Silverstone Classic

Historic Touring Car Challenge

RACE 16 - LAP CHART

LAP 6	@ 11:53:19.713	
NO	BEHIND	LAP TIME
51		2:17.988
77	1 Lap	2:55.708
60	6.954	2:19.645
16	16.497	2:21.861
75	1 Lap	3:15.415
151	19.043	2:20.693
66	20.176	2:20.142
1	21.525	2:27.332
120	32.766	2:23.609
38	1 Lap	3:09.440
3	40.139	2:23.916
10	46.288	2:26.683
68	49.378	2:25.999
34	1:00.317	2:29.868
11	1:00.785	2:28.279
20	1:07.845	2:30.301
24	1:08.558	2:30.698
94	1:08.830	2:30.160
21	1:48.381	2:43.130
4	1:48.652	2:38.962
15	1:49.215	2:39.908
57	1:49.862	2:39.549
8	1:52.902	2:42.338
2	1:53.249	2:47.190
43	1:53.470	2:40.740
12	1:54.098	2:45.176
122	1:56.407	2:39.863
7	1:59.378	2:40.411
41	1:59.819	2:41.541
115	2:00.245	2:37.579
173	2:18.184	2:45.710
32	2:18.917	2:43.049

LAP 7	@ 11:55:38.819	
NO	BEHIND	LAP TIME
51		2:19.106
60	9.470	2:21.622
81	2 Laps	6:57.073
16	19.118	2:21.727
151	21.321	2:21.384
66	21.884	2:20.814
1	25.106	2:22.687
26	1 Lap	2:52.018
14	1 Lap	2:53.520
48	1 Lap	2:55.714
120	37.162	2:23.502
77	1 Lap	2:54.275
3	45.809	2:24.776
75	1 Lap	2:53.979
68	57.946	2:27.674
11	1:11.312	2:29.633
34	1:12.129	2:30.918
24	1:20.270	2:30.818
20	1:20.638	2:31.899
94	1:21.188	2:31.464
38	1 Lap	3:07.924
21	2:09.302	2:40.027
4	2:09.849	2:40.303
57	2:10.300	2:39.544
15	2:13.058	2:42.949
43	2:13.146	2:38.782
8	2:13.351	2:39.555
12	2:18.654	2:43.662
122	2:18.899	2:41.598
2	2:19.308	2:45.165
115	2:20.999	2:39.860

LAP 8	@ 11:57:59.974	
NO	BEHIND	LAP TIME
51		2:21.155
7	1 Lap	2:42.858
60	8.480	2:20.165
16	19.396	2:21.433
151	20.464	2:20.298
81	2 Laps	2:29.455
66	21.945	2:21.216
1	23.776	2:19.825
32	1 Lap	2:46.285
173	1 Lap	2:47.724
120	39.909	2:23.902
10	1 Lap	4:34.876
3	49.736	2:25.082
26	1 Lap	2:48.888
14	1 Lap	2:50.207
48	1 Lap	2:50.798
77	1 Lap	2:51.935
68	1:09.534	2:32.743
75	1 Lap	2:49.688
11	1:25.614	2:35.457
41	1 Lap	4:08.701
24	1:30.559	2:31.444
94	1:31.766	2:31.733
4	2:45.363	2:56.669
2	2:54.159	2:56.006
115	2:56.060	2:56.216
34	2:56.522	4:05.548
20	3:01.754	4:02.271

LAP 9	@ 12:01:44.774	
NO	BEHIND	LAP TIME
60		3:36.320
81	2 Laps	3:24.284
120	2.114	3:07.005
10	1 Lap	3:06.489
38	2 Laps	4:49.584
77	1 Lap	2:50.720
75	1 Lap	2:50.665
41	1 Lap	2:42.930
12	1 Lap	4:17.135
15	1 Lap	4:27.192
8	1 Lap	4:31.299
21	1 Lap	4:39.428
57	1 Lap	4:39.512
51	44.638	4:29.438
16	45.399	4:10.803
7	1 Lap	4:32.495
43	1 Lap	4:43.189
151	50.666	4:15.002
66	56.190	4:19.045
1	1:02.731	4:23.755
173	1 Lap	4:22.390
122	1 Lap	4:56.382
3	1:09.604	4:04.668
68	1:25.273	4:00.539
14	1 Lap	4:21.017
26	1 Lap	4:29.995
48	1 Lap	4:31.533
34	1:47.787	2:36.065
221	3 Laps	10:50.451
20	1:50.082	2:33.128
11	1:50.912	4:10.098
24	1:51.479	4:05.720
94	1:57.274	4:10.308
32	1 Lap	5:32.167
81	1 Lap	2:18.962
10	2:25.898	2:23.306
41	3:05.906	2:39.517

LAP 10	@ 12:04:50.790	
NO	BEHIND	LAP TIME
51		2:21.378
16	0.164	2:20.781
151	7.125	2:22.475
15	1 Lap	2:39.656
12	1 Lap	2:44.557
75	1 Lap	2:50.514
38	2 Laps	3:08.363
4	1 Lap	4:16.578
8	1 Lap	2:38.785
66	11.596	2:21.422
21	1 Lap	2:35.459
57	1 Lap	2:36.475
1	17.503	2:20.788
43	1 Lap	2:40.082
7	1 Lap	2:43.000
115	1 Lap	4:22.195
3	30.056	2:26.468
2	1 Lap	4:33.062
173	1 Lap	2:43.850
122	1 Lap	2:40.044
68	45.077	2:25.820
60	45.637	3:51.653
120	1:06.355	4:10.257
34	1:12.290	2:30.519
14	1 Lap	2:47.307
20	1:15.077	2:31.011
11	1:15.505	2:30.609
24	1:17.259	2:31.796
26	1 Lap	2:47.211
221	3 Laps	2:44.356
48	1 Lap	2:49.787
81	1 Lap	2:20.700
94	1:35.351	2:44.093
10	1:41.562	2:21.680
32	1 Lap	2:39.332
77	1 Lap	5:01.243

Weather / Track : Cloudy / Drying

Silverstone GP
Circuit Length = 3.6604 miles
Start: 11:34 Flag 12:26 End: 12:29

Silverstone Classic

Historic Touring Car Challenge

RACE 16 - LAP CHART

LAP 11		@ 12:07:07.589
NO	BEHIND	LAP TIME
51		2:16.799
16	2.443	2:19.078
151	9.074	2:18.748
123	6 Laps	18:28.046
66	17.937	2:23.140
41	1 Lap	2:37.103
15	1 Lap	2:39.658
1	30.800	2:30.096
21	1 Lap	2:37.585
8	1 Lap	2:40.197
3	38.267	2:25.010
12	1 Lap	2:47.349
57	1 Lap	2:42.111
4	1 Lap	2:46.245
43	1 Lap	2:38.698
115	1 Lap	2:38.955
60	50.273	2:21.435
7	1 Lap	2:40.978
68	56.122	2:27.844
38	2 Laps	3:07.325
122	1 Lap	2:39.837
173	1 Lap	2:44.031
2	1 Lap	2:51.043
120	1:10.793	2:21.237
34	1:23.959	2:28.468
11	1:25.613	2:26.907
20	1:26.588	2:28.310
24	1:29.985	2:29.525
81	1 Lap	2:27.027
14	1 Lap	2:49.073
26	1 Lap	2:42.572
10	1:47.724	2:22.961
94	1:50.485	2:31.933
48	1 Lap	2:48.279
32	1 Lap	2:37.246

LAP 12		@ 12:09:24.923
NO	BEHIND	LAP TIME
51		2:17.334
16	5.723	2:20.614
75	2 Laps	4:34.357
151	11.904	2:20.164
66	21.163	2:20.560
77	2 Laps	2:59.792
1	35.950	2:22.484
41	1 Lap	2:36.617
3	44.117	2:23.184
21	1 Lap	2:34.461
15	1 Lap	2:38.333
8	1 Lap	2:36.243
57	1 Lap	2:34.257
12	1 Lap	2:40.291
68	1:06.083	2:27.295
4	1 Lap	2:43.724
115	1 Lap	2:35.420
43	1 Lap	2:39.060
7	1 Lap	2:39.340
60	1:25.029	2:52.090
122	1 Lap	2:39.412
34	1:35.214	2:28.589
11	1:35.841	2:27.562
20	1:41.920	2:32.666
2	1 Lap	2:49.746
24	1:43.192	2:30.541
173	1 Lap	2:54.412
38	2 Laps	3:06.082
10	1:52.747	2:22.357
94	2:04.067	2:30.916
26	1 Lap	2:47.171

LAP 13		@ 12:11:42.534
NO	BEHIND	LAP TIME
51		2:17.611
14	2 Laps	2:50.498
32	2 Laps	2:38.154
16	9.491	2:21.379
48	2 Laps	2:47.936
221	5 Laps	5:44.663
151	21.525	2:27.232
66	24.287	2:20.735
75	2 Laps	2:51.356
3	49.305	2:22.799
1	53.233	2:34.894
41	1 Lap	2:37.540
21	1 Lap	2:33.764
15	1 Lap	2:36.809
8	1 Lap	2:35.978
57	1 Lap	2:33.388
77	2 Laps	2:56.888
68	1:17.452	2:28.980
12	1 Lap	2:42.342
115	1 Lap	2:36.864
43	1 Lap	2:37.107
4	1 Lap	2:45.245
7	1 Lap	2:39.794
34	1:45.216	2:27.613
11	1:49.956	2:31.726
122	1 Lap	2:41.864
10	2:00.042	2:24.906
24	2:00.337	2:34.756
173	1 Lap	2:46.153
2	1 Lap	2:49.217

LAP 14		@ 12:14:00.626
NO	BEHIND	LAP TIME
51		2:18.092
94	1 Lap	2:31.877
16	12.301	2:20.902
38	3 Laps	3:05.147
26	2 Laps	2:46.433
151	28.712	2:25.279
32	2 Laps	2:38.603
14	2 Laps	2:46.680
66	32.016	2:25.821
48	2 Laps	2:49.696
221	5 Laps	2:43.073
3	56.412	2:25.199
123	8 Laps	7:34.780
1	1:07.319	2:32.178
75	2 Laps	2:46.893
41	1 Lap	2:36.372
21	1 Lap	2:34.617
57	1 Lap	2:34.636
68	1:32.075	2:32.715
15	1 Lap	2:46.366
8	1 Lap	2:45.703
77	2 Laps	2:57.817
12	1 Lap	2:47.202
115	1 Lap	2:47.338
43	1 Lap	2:47.073
4	1 Lap	2:49.560
7	1 Lap	2:50.377
34	2:07.929	2:40.805
11	2:08.434	2:36.570
122	1 Lap	2:41.929
10	2:16.951	2:35.001
24	2:17.518	2:35.273
173	1 Lap	2:49.695
2	1 Lap	2:54.505

LAP 15		@ 12:17:43.450
NO	BEHIND	LAP TIME
51		3:42.824
94	1 Lap	3:45.035
16	2.624	3:33.147
151	6.239	3:20.351
26	2 Laps	3:22.336
32	2 Laps	3:21.182
66	8.751	3:19.559
14	2 Laps	3:20.257
38	3 Laps	3:34.050
48	2 Laps	3:08.543
221	5 Laps	3:08.502
3	11.807	2:58.219
1	17.987	2:53.492
75	2 Laps	2:52.850
41	1 Lap	2:48.771
21	1 Lap	2:44.247
57	1 Lap	2:39.291
68	25.654	2:36.403
15	1 Lap	2:43.250
8	1 Lap	2:43.547
12	1 Lap	2:52.652
115	1 Lap	2:52.532
43	1 Lap	2:52.436
34	1:06.639	2:41.534
11	1:06.908	2:41.298
4	1 Lap	2:47.450
7	1 Lap	2:46.647
77	2 Laps	2:59.228
10	1:11.565	2:37.438
24	1:12.844	2:38.150
122	1 Lap	2:39.804
173	1 Lap	2:42.238
2	1 Lap	2:45.021
120	3 Laps	11:27.181

Weather / Track : Cloudy / Drying

Silverstone GP
Circuit Length = 3.6604 miles
Start: 11:34 Flag 12:26 End: 12:29

Silverstone Classic

Historic Touring Car Challenge

RACE 16 - LAP CHART

LAP 16		@ 12:20:00.082
NO	BEHIND	LAP TIME
51		2:16.632
16	4.024	2:18.032
151	8.026	2:18.419
66	15.138	2:23.019
94	1 Lap	2:30.817
3	19.060	2:23.885
1	27.680	2:26.325
32	2 Laps	2:38.121
26	2 Laps	2:42.718
68	37.470	2:28.448
14	2 Laps	2:47.929
48	2 Laps	2:47.131
21	1 Lap	2:34.408
57	1 Lap	2:34.402
41	1 Lap	2:37.201
221	5 Laps	2:51.761
75	2 Laps	2:44.817
15	1 Lap	2:36.287
8	1 Lap	2:35.936
38	3 Laps	3:08.575
123	9 Laps	6:08.882
11	1:16.967	2:26.691
10	1:17.832	2:22.899
34	1:18.770	2:28.763
115	1 Lap	2:38.762
12	1 Lap	2:41.157
24	1:30.255	2:34.043
43	1 Lap	2:40.829
7	1 Lap	2:40.313
122	1 Lap	2:38.198
4	1 Lap	2:42.869
77	2 Laps	2:57.256
173	1 Lap	2:41.257
120	3 Laps	2:25.098

LAP 17		@ 12:22:16.579
NO	BEHIND	LAP TIME
51		2:16.497
2	2 Laps	2:44.993
16	6.927	2:19.400
151	10.233	2:18.704
66	19.218	2:20.577
3	22.646	2:20.083
94	1 Lap	2:28.600
1	38.705	2:27.522
68	46.740	2:25.767
32	2 Laps	2:36.355
21	1 Lap	2:32.190
26	2 Laps	2:42.462
57	1 Lap	2:36.751
41	1 Lap	2:36.935
14	2 Laps	2:46.742
48	2 Laps	2:48.395
221	5 Laps	2:45.250
15	1 Lap	2:36.119
8	1 Lap	2:36.423
75	2 Laps	2:46.353
10	1:22.740	2:21.405
11	1:26.478	2:26.008
34	1:30.901	2:28.628
24	1:44.861	2:31.103
115	1 Lap	2:35.024
38	3 Laps	3:05.881
43	1 Lap	2:38.497
12	1 Lap	2:39.096
122	1 Lap	2:37.232
7	1 Lap	2:39.220
4	1 Lap	2:37.512

LAP 18		@ 12:24:34.802
NO	BEHIND	LAP TIME
51		2:18.223
120	4 Laps	2:26.234
16	8.112	2:19.408
151	9.683	2:17.673
77	3 Laps	2:55.496
173	2 Laps	2:42.081
66	23.000	2:22.005
3	25.467	2:21.044
2	2 Laps	2:46.656
94	1 Lap	2:30.014
1	43.451	2:22.969
68	55.085	2:26.568
32	2 Laps	2:37.693
21	1 Lap	2:31.195
57	1 Lap	2:33.625
41	1 Lap	2:37.248
26	2 Laps	2:42.828
10	1:25.786	2:21.269
11	1:35.589	2:27.334
15	1 Lap	2:37.022
8	1 Lap	2:37.095
14	2 Laps	2:47.757
48	2 Laps	2:46.364
34	1:43.021	2:30.343
221	5 Laps	2:47.755
75	2 Laps	2:43.508
24	1:57.097	2:30.459
115	1 Lap	2:34.856
122	1 Lap	2:39.149

LAP 19		@ 12:26:52.529
NO	BEHIND	LAP TIME
51		2:17.727
7	2 Laps	2:40.258
43	2 Laps	2:45.861
4	2 Laps	2:40.792
120	4 Laps	2:21.839
151	10.036	2:18.080
16	10.519	2:20.134
12	2 Laps	2:56.041
38	4 Laps	3:05.467
3	30.145	2:22.405
173	2 Laps	2:43.638
77	3 Laps	2:54.785
1	58.222	2:32.498
94	1 Lap	2:40.544
2	2 Laps	2:48.063
68	1:06.728	2:29.370
21	1 Lap	2:32.294
32	2 Laps	2:35.747
10	1:30.452	2:22.393
57	1 Lap	2:34.779
41	1 Lap	2:36.777
11	1:44.550	2:26.688
26	2 Laps	2:42.204
15	1 Lap	2:35.781
34	1:56.014	2:30.720
8	1 Lap	2:37.255
14	2 Laps	2:45.010
24	2:10.749	2:31.379
48	2 Laps	2:48.260
221	5 Laps	2:45.414
75	2 Laps	2:44.223
115	1 Lap	2:34.221
122	1 Lap	2:40.649

Weather / Track : Cloudy / Drying

Silverstone GP
Circuit Length = 3.6604 miles
Start: 11:34 Flag 12:26 End: 12:29

Silverstone Classic

Historic Touring Car Challenge

RACE 16 - SECTOR ANALYSIS

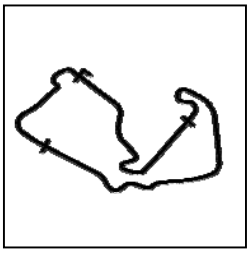

SECTOR 1 = FL to I1, SECTOR 2 = I1 to I2, SECTOR 3 = I2 to FL, DIFF = Difference To Personal Best Lap, P = Crossed Finish Line in Pit Lane, D = Time Disallowed

P1 51 H4B Michael LYONS Ford Sierra Cosworth RS500

IDEAL LAP TIME : 2:15.759 BEST LAP TIME : 2:16.497 DIFFERENCE : 0.738

LAP	SECTOR 1		SECTOR 2		SECTOR 3		LAP TIME	MPH	DIFF	TIME OF DAY
1 -							4:57.813	44.24	2:41.316	11:39:56.585
2 -	1:22.242	65.0	2:03.010	63.2	46.331	99.5	4:11.583	52.37	1:55.086	11:44:08.168
3 -	41.972	134.7	1:07.056	***149.1***	29.611	100.3	2:18.639	95.05	2.142	11:46:26.807
4 -	41.483	131.3	1:06.830	148.4	29.668	100.6	2:17.981	95.50	1.484	11:48:44.788
5 -	***41.067***	136.9	1:06.273	148.7	29.597	97.8	2:16.937	96.23	0.440	11:51:01.725
6 -	41.420	136.6	1:06.736	147.8	29.832	99.5	2:17.988	95.49	1.491	11:53:19.713
7 -	42.670	137.7	1:06.816	147.8	29.620	90.4	2:19.106	94.73	2.609	11:55:38.819
8 -	42.453	136.9	1:08.365	148.7	30.337	91.3	2:21.155	93.35	4.658	11:57:59.974
9 -	OUTLAP			128.3	34.086	95.1	4:29.438	48.90	2:12.941	12:02:29.412
10 -	42.424	141.5	1:09.390	145.8	29.564	98.2	2:21.378	93.20	4.881	12:04:50.790
11 -	42.107	***141.8***	***1:05.843***	148.1	***28.849***	***101.8***	2:16.799 **(3)**	96.32	0.302	12:07:07.589
12 -	41.489	138.9	1:06.406	148.4	29.439	99.5	2:17.334	95.95	0.837	12:09:24.923
13 -	41.334	137.5	1:06.682	147.8	29.595	99.5	2:17.611	95.76	1.114	12:11:42.534
14 -	41.531	137.2	1:06.872	148.7	29.689	94.1	2:18.092	95.42	1.595	12:14:00.626
15 -	57.495	72.3	2:07.437	43.2	37.892	100.9	3:42.824	59.13	1:26.327	12:17:43.450
16 -	41.540	136.9	1:06.123	147.8	28.969	101.6	2:16.632 **(2)**	96.44	0.135	12:20:00.082
17 -	41.177	141.2	1:06.118	148.4	29.202	101.3	***2:16.497*** **(1)**	***96.54***		***12:22:16.579***
18 -	41.420	140.3	1:07.563	146.8	29.240	101.2	2:18.223	95.33	1.726	12:24:34.802
19 -	41.442	137.2	1:06.365	147.4	29.920	87.6	2:17.727	95.68	1.230	12:26:52.529

P2 151 H4B Craig DAVIES Ford Sierra Cosworth RS500

IDEAL LAP TIME : 2:16.998 BEST LAP TIME : 2:17.673 DIFFERENCE : 0.675

LAP	SECTOR 1		SECTOR 2		SECTOR 3		LAP TIME	MPH	DIFF	TIME OF DAY
1 -						40.9	5:04.236	43.31	2:46.563	11:40:03.008
2 -	1:24.646	59.0	1:58.237	77.4	47.880	96.6	4:10.763	52.55	1:53.090	11:44:13.771
3 -	45.825	141.5	1:07.897	152.8	30.969	101.8	2:24.691	91.07	7.018	11:46:38.462
4 -	43.068	122.9	1:07.958	152.5	29.599	100.3	2:20.625	93.70	2.952	11:48:59.087
5 -	42.266	140.9	1:06.293	150.8	30.417	***102.2***	2:18.976	94.82	1.303	11:51:18.063
6 -	42.568	143.7	1:06.934	153.2	31.191	94.7	2:20.693	93.66	3.020	11:53:38.756
7 -	42.632	138.3	1:08.200	150.4	30.552	72.0	2:21.384	93.20	3.711	11:56:00.140
8 -	43.369	136.9	1:06.129	153.2	30.800	95.4	2:20.298	93.92	2.625	11:58:20.438
9 -	OUTLAP			113.5	34.115	91.0	4:15.002	51.67	1:57.329	12:02:35.440
10 -	43.232	139.5	1:06.930	153.2	32.313	95.5	2:22.475	92.49	4.802	12:04:57.915
11 -	41.874	143.3	1:06.658	151.8	30.216	96.8	2:18.748	94.97	1.075	12:07:16.663
12 -	42.382	142.1	1:07.733	151.4	30.049	101.2	2:20.164	94.01	2.491	12:09:36.827
13 -	42.572	143.3	1:10.863	95.0	33.797	94.7	2:27.232	89.50	9.559	12:12:04.059
14 -	44.992	136.9	1:07.208	151.8	33.079	86.7	2:25.279	90.70	7.606	12:14:29.338
15 -	52.116	103.4	1:47.417	45.4	40.818	96.5	3:20.351	65.77	1:02.678	12:17:49.689
16 -	42.703	143.3	1:06.237	149.1	29.479	100.1	2:18.419 **(3)**	95.20	0.746	12:20:08.108
17 -	42.494	139.2	1:06.962	152.5	***29.248***	99.2	2:18.704	95.00	1.031	12:22:26.812
18 -	42.029	144.6	***1:06.093***	***153.5***	29.551	101.5	***2:17.673*** **(1)**	***95.71***		***12:24:44.485***
19 -	***41.657***	***144.9***	1:06.621	152.8	29.802	100.3	2:18.080 **(2)**	95.43	0.407	12:27:02.565

Weather / Track : Cloudy / Drying

Silverstone GP
Circuit Length = 3.6604 miles
Start: 11:34 Flag 12:26 End: 12:29

Silverstone Classic

Historic Touring Car Challenge

RACE 16 - SECTOR ANALYSIS

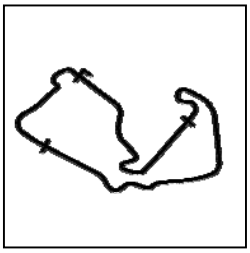

SECTOR 1 = FL to I1, SECTOR 2 = I1 to I2, SECTOR 3 = I2 to FL, DIFF = Difference To Personal Best Lap, P = Crossed Finish Line in Pit Lane, D = Time Disallowed

P3 16 H2C Steve DANCE Ford Capri

IDEAL LAP TIME : 2:18.032 BEST LAP TIME : 2:18.032 DIFFERENCE : 0.000

LAP	SECTOR 1		SECTOR 2		SECTOR 3		LAP TIME	MPH	DIFF	TIME OF DAY
1 -						50.5	5:00.060	43.91	2:42.028	11:39:58.832
2 -	1:23.413	77.0	2:00.743	55.9	47.259	97.3	4:11.415	52.41	1:53.383	11:44:10.247
3 -	43.550	127.8	1:09.346	141.8	30.347	100.6	2:23.243	91.99	5.211	11:46:33.490
4 -	42.844	131.8	1:08.263	142.7	30.117	99.8	2:21.224	93.31	3.192	11:48:54.714
5 -	41.993	135.5	1:07.742	144.0	29.900	100.0	2:19.635	94.37	1.603	11:51:14.349
6 -	42.419	133.6	1:08.517	144.6	30.925	93.2	2:21.861	92.89	3.829	11:53:36.210
7 -	42.277	132.8	1:09.764	144.3	29.686	101.0	2:21.727	92.98	3.695	11:55:57.937
8 -	42.411	133.6	1:08.527	141.5	30.495	96.1	2:21.433	93.17	3.401	11:58:19.370
9 -	OUTLAP			112.9	34.091	89.1	4:10.803	52.54	1:52.771	12:02:30.173
10 -	42.295	134.7	1:08.891	141.5	29.595	99.4	2:20.781	93.60	2.749	12:04:50.954
11 -	42.491	135.5	1:07.213	143.7	29.374	***101.8***	2:19.078 **(2)**	94.75	1.046	12:07:10.032
12 -	42.230	135.8	1:08.467	144.3	29.917	100.0	2:20.614	93.71	2.582	12:09:30.646
13 -	42.146	***136.3***	1:09.081	136.6	30.152	96.8	2:21.379	93.20	3.347	12:11:52.025
14 -	42.320	134.7	1:08.558	144.3	30.024	94.3	2:20.902	93.52	2.870	12:14:12.927
15 -	46.607	71.2	2:06.774	51.1	39.766	94.1	3:33.147	61.82	1:15.115	12:17:46.074
16 -	***41.800***	135.8	***1:06.865***	144.6	***29.367***	100.0	***2:18.032*** **(1)**	***95.46***		***12:20:04.106***
17 -	41.845	135.2	1:07.851	144.9	29.704	98.8	2:19.400 **(3)**	94.53	1.368	12:22:23.506
18 -	42.004	135.8	1:07.542	***145.2***	29.862	99.2	2:19.408	94.52	1.376	12:24:42.914
19 -	41.859	133.9	1:07.977	144.3	30.298	89.0	2:20.134	94.03	2.102	12:27:03.048

P4 3 H2C HART / PASTORELLI Ford Capri RS3100

IDEAL LAP TIME : 2:20.083 BEST LAP TIME : 2:20.083 DIFFERENCE : 0.000

LAP	SECTOR 1		SECTOR 2		SECTOR 3		LAP TIME	MPH	DIFF	TIME OF DAY
1 -						81.2	5:09.545	42.57	2:49.462	11:40:08.317
2 -	1:25.273	51.9	1:56.259	67.4	47.496	80.2	4:09.028	52.91	1:48.945	11:44:17.345
3 -	46.781	112.0	1:11.208	137.5	31.194	93.5	2:29.183	88.33	9.100	11:46:46.528
4 -	43.580	120.4	1:10.041	138.6	30.924	97.2	2:24.545	91.16	4.462	11:49:11.073
5 -	43.888	118.1	1:09.734	***141.5***	31.241	98.2	2:24.863	90.96	4.780	11:51:35.936
6 -	43.398	127.3	1:09.785	136.9	30.733	98.5	2:23.916	91.56	3.833	11:53:59.852
7 -	43.919	128.8	1:09.757	138.0	31.100	***99.8***	2:24.776	91.02	4.693	11:56:24.628
8 -	43.227	121.5	1:11.094	136.9	30.761	97.6	2:25.082	90.82	4.999	11:58:49.710
9 -	OUTLAP			112.4	35.496	81.2	4:04.668	53.85	1:44.585	12:02:54.378
10 -	44.776	125.9	1:10.916	138.0	30.776	94.1	2:26.468	89.97	6.385	12:05:20.846
11 -	43.594	124.7	1:09.376	138.0	32.040	92.1	2:25.010	90.87	4.927	12:07:45.856
12 -	43.441	129.3	1:08.925	138.3	30.818	88.8	2:23.184	92.03	3.101	12:10:09.040
13 -	43.978	132.1	1:08.728	138.6	30.093	94.7	2:22.799	92.28	2.716	12:12:31.839
14 -	42.862	***134.2***	1:08.771	135.8	33.566	83.3	2:25.199	90.75	5.116	12:14:57.038
15 -	45.943	111.4	1:31.236	49.0	41.040	81.2	2:58.219	73.94	38.136	12:17:55.257
16 -	45.119	127.3	1:09.247	135.5	29.519		2:23.885	91.58	3.802	12:20:19.142
17 -	***42.555***	133.6	***1:08.022***	139.2	***29.506***		***2:20.083*** **(1)**	***94.07***		***12:22:39.225***
18 -	42.635	132.6	1:08.797	138.3	29.612		2:21.044 **(2)**	93.43	0.961	12:25:00.269
19 -	42.948	126.8	1:09.852	139.2	29.605	98.1	2:22.405 **(3)**	92.53	2.322	12:27:22.674

Weather / Track : Cloudy / Drying

Silverstone GP
Circuit Length = 3.6604 miles
Start: 11:34 Flag 12:26 End: 12:29

Silverstone Classic

Historic Touring Car Challenge

RACE 16 - SECTOR ANALYSIS

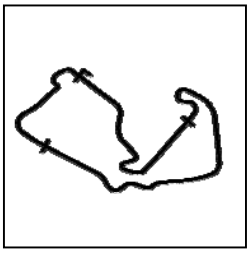

SECTOR 1 = FL to I1, SECTOR 2 = I1 to I2, SECTOR 3 = I2 to FL, DIFF = Difference To Personal Best Lap, P = Crossed Finish Line in Pit Lane, D = Time Disallowed

P5 1 H4B THOMAS / LOCKIE Ford Sierra Cosworth RS500

IDEAL LAP TIME : 2:16.593 BEST LAP TIME : 2:18.647 DIFFERENCE : 2.054

LAP	SECTOR 1		SECTOR 2		SECTOR 3		LAP TIME		MPH	DIFF	TIME OF DAY
1 -						39.0	5:02.251		43.59	2:43.604	11:40:01.023
2 -	1:23.967	62.3	1:58.859	64.9	48.059	98.3	4:10.885		52.52	1:52.238	11:44:11.908
3 -	44.191	129.3	1:07.852	146.5	30.385	102.4	2:22.428		92.52	3.781	11:46:34.336
4 -	42.117	132.3	1:09.031	148.1	29.775	101.9	2:20.923		93.51	2.276	11:48:55.259
5 -	42.034	134.4	1:07.102	148.4	29.511	***103.0***	***2:18.647***	**(1)**	***95.04***		***11:51:13.906***
6 -	42.706	133.6	1:06.991	148.1	37.635	85.3	2:27.332		89.44	8.685	11:53:41.238
7 -	43.360	138.3	1:09.011	***149.7***	30.316	100.1	2:22.687		92.35	4.040	11:56:03.925
8 -	41.878	144.6	1:07.028	148.7	30.919	100.9	2:19.825	**(2)**	94.24	1.178	11:58:23.750
9 -	OUTLAP			109.1	39.645	89.0	4:23.755		49.96	2:05.108	12:02:47.505
10 -	43.111	140.9	1:07.271	148.1	30.406	102.2	2:20.788	**(3)**	93.60	2.141	12:05:08.293
11 -	52.474	138.6	1:06.829	149.4	30.793	90.0	2:30.096		87.79	11.449	12:07:38.389
12 -	42.192	144.0	1:10.760	***149.7***	29.532	94.3	2:22.484		92.48	3.837	12:10:00.873
13 -	41.967	143.3	1:23.799	149.1	***29.128***	100.6	2:34.894		85.07	16.247	12:12:35.767
14 -	41.867	143.0	1:12.886	136.9	37.425	82.6	2:32.178		86.59	13.531	12:15:07.945
15 -	52.548	123.1	1:14.756	48.1	46.188	87.4	2:53.492		75.95	34.845	12:18:01.437
16 -	42.350	139.2	1:07.795	***149.7***	36.180	88.3	2:26.325		90.05	7.678	12:20:27.762
17 -	41.761	145.2	1:11.177	146.8	34.584	100.3	2:27.522		89.32	8.875	12:22:55.284
18 -	***41.379***	***145.5***	***1:06.086***	148.1	35.504	95.5	2:22.969		92.17	4.322	12:25:18.253
19 -	41.826	140.9	1:14.319	145.8	36.353	87.6	2:32.498		86.41	13.851	12:27:50.751

P6 68 H2B David TOMLIN Ford Escort RS1800

IDEAL LAP TIME : 2:25.011 BEST LAP TIME : 2:25.767 DIFFERENCE : 0.756

LAP	SECTOR 1		SECTOR 2		SECTOR 3		LAP TIME		MPH	DIFF	TIME OF DAY
1 -						76.0	5:10.633		42.42	2:44.866	11:40:09.405
2 -	1:25.418	54.2	1:56.430	87.6	46.663	85.8	4:08.511		53.02	1:42.744	11:44:17.916
3 -	47.029	119.4	1:13.633	125.6	30.908	93.3	2:31.570		86.94	5.803	11:46:49.486
4 -	44.934	120.9	1:12.357	124.2	30.309	***95.5***	2:27.600		89.28	1.833	11:49:17.086
5 -	44.397	120.2	1:11.041	125.2	30.568	94.1	2:26.006		90.25	0.239	11:51:43.092
6 -	44.857	119.8	***1:10.961***	126.3	30.181	94.7	2:25.999	**(3)**	90.25	0.232	11:54:09.091
7 -	44.143	119.8	1:13.098	122.9	30.433	92.3	2:27.674		89.23	1.907	11:56:36.765
8 -	44.237	119.1	1:12.855	111.6	35.651	80.5	2:32.743		86.27	6.976	11:59:09.508
9 -	OUTLAP			125.2	30.180	93.2	4:00.539		54.78	1:34.772	12:03:10.047
10 -	44.440	118.9	1:11.307	125.2	***30.073***	94.3	2:25.820	**(2)**	90.37	0.053	12:05:35.867
11 -	45.245	121.1	1:11.711	125.4	30.888	93.5	2:27.844		89.13	2.077	12:08:03.711
12 -	***43.977***	***121.7***	1:11.764	126.3	31.554	79.3	2:27.295		89.46	1.528	12:10:31.006
13 -	45.139	120.4	1:13.308	114.3	30.533	94.9	2:28.980		88.45	3.213	12:12:59.986
14 -	44.259	***121.7***	1:16.199	116.7	32.257	88.3	2:32.715		86.29	6.948	12:15:32.701
15 -	46.540	113.7	1:15.291	123.5	34.572	84.9	2:36.403		84.25	10.636	12:18:09.104
16 -	46.125	119.6	1:11.925	***127.5***	30.398	92.9	2:28.448		88.77	2.681	12:20:37.552
17 -	44.325	119.4	1:11.194	125.6	30.248	94.1	***2:25.767***	**(1)**	***90.40***		***12:23:03.319***
18 -	44.628	118.1	1:11.178	124.5	30.762	94.1	2:26.568		89.90	0.801	12:25:29.887
19 -	44.415	118.3	1:11.494	113.1	33.461	85.7	2:29.370		88.22	3.603	12:27:59.257

Weather / Track : Cloudy / Drying

Silverstone GP
Circuit Length = 3.6604 miles
Start: 11:34 Flag 12:26 End: 12:29

Silverstone Classic

Historic Touring Car Challenge

RACE 16 - SECTOR ANALYSIS

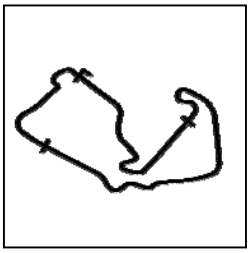

SECTOR 1 = FL to I1, SECTOR 2 = I1 to I2, SECTOR 3 = I2 to FL, DIFF = Difference To Personal Best Lap, P = Crossed Finish Line in Pit Lane, D = Time Disallowed

P7 10 H4B SMITH / MOULTON-SMITH BMW M3 E30

IDEAL LAP TIME : 2:20.623 BEST LAP TIME : 2:21.269 DIFFERENCE : 0.646

LAP	SECTOR 1		SECTOR 2		SECTOR 3		LAP TIME	MPH	DIFF	TIME OF DAY
1 -						79.1	5:08.895	42.66	2:47.626	11:40:07.667
2 -	1:24.929	52.9	1:55.955	76.5	48.397	80.9	4:09.281	52.86	1:48.012	11:44:16.948
3 -	46.929	119.4	1:11.284	129.3	30.864	88.6	2:29.077	88.39	7.808	11:46:46.025
4 -	45.304	125.2	1:11.556	129.5	30.703	94.7	2:27.563	89.30	6.294	11:49:13.588
5 -	44.377	122.6	1:11.223	130.0	30.130	96.0	2:25.730	90.42	4.461	11:51:39.318
6 -	44.816	123.5	1:11.144	128.0	30.723	94.5	2:26.683	89.83	5.414	11:54:06.001
7 -	OUTLAP			128.3	33.517	87.6	4:34.876	47.94	2:13.607	11:58:40.877
8 -	46.089	121.3	1:45.195	54.2	35.205	92.8	3:06.489	70.66	45.220	12:01:47.366
9 -	43.911	125.2	1:09.251	131.0	30.144	95.8	2:23.306	91.95	2.037	12:04:10.672
10 -	43.209	126.8	1:08.640	132.6	29.831	96.9	2:21.680 (3)	93.01	0.411	12:06:32.352
11 -	43.147	127.0	1:09.702	131.3	30.112	91.5	2:22.961	92.17	1.692	12:08:55.313
12 -	43.163	127.5	1:08.559	131.8	30.635	94.5	2:22.357	92.56	1.088	12:11:17.670
13 -	44.454	125.6	1:09.507	131.5	30.945	83.1	2:24.906	90.94	3.637	12:13:42.576
14 -	45.253	120.9	1:17.000	124.7	32.748	85.7	2:35.001	85.01	13.732	12:16:17.577
15 -	47.597	115.1	1:17.467	125.4	32.374	89.2	2:37.438	83.70	16.169	12:18:55.015
16 -	43.763	***127.8***	1:09.555	***132.8***	***29.581***	***98.3***	2:22.899	92.21	1.630	12:21:17.914
17 -	***42.932***	124.9	1:08.816	132.1	29.657	98.2	2:21.405 (2)	93.19	0.136	12:23:39.319
18 -	43.495	124.2	***1:08.110***	132.1	29.664	***98.3***	***2:21.269*** (1)	***93.28***		***12:26:00.588***
19 -	43.435	125.2	1:09.372	131.5	29.586	97.8	2:22.393	92.54	1.124	12:28:22.981

P8 11 H2C WAKEMAN / BLAKENEY-EDWARDS Rover SD1

IDEAL LAP TIME : 2:25.105 BEST LAP TIME : 2:26.008 DIFFERENCE : 0.903

LAP	SECTOR 1		SECTOR 2		SECTOR 3		LAP TIME	MPH	DIFF	TIME OF DAY
1 -						70.4	5:13.215	42.07	2:47.207	11:40:11.987
2 -	1:25.348	52.3	1:54.657	77.4	46.966	80.1	4:06.971	53.35	1:40.963	11:44:18.958
3 -	47.321	115.9	1:15.244	127.3	31.218	91.0	2:33.783	85.69	7.775	11:46:52.741
4 -	45.807	121.3	1:13.618	128.0	31.425	93.2	2:30.850	87.35	4.842	11:49:23.591
5 -	45.193	121.1	1:12.446	129.8	30.989	93.4	2:28.628	88.66	2.620	11:51:52.219
6 -	44.906	123.8	1:12.150	129.3	31.223	92.6	2:28.279	88.87	2.271	11:54:20.498
7 -	45.049	119.8	1:13.672	128.8	30.912	93.5	2:29.633	88.06	3.625	11:56:50.131
8 -	45.305	119.6	1:17.094	103.7	33.058	87.7	2:35.457	84.76	9.449	11:59:25.588
9 -	OUTLAP			130.0	31.141	91.1	4:10.098	52.69	1:44.090	12:03:35.686
10 -	45.853	114.5	1:12.227	130.3	32.529	81.6	2:30.609	87.49	4.601	12:06:06.295
11 -	45.126	121.7	1:11.560	130.3	30.221	***94.3***	2:26.907	89.70	0.899	12:08:33.202
12 -	44.432	***124.9***	1:12.117	130.3	31.013	92.5	2:27.562	89.30	1.554	12:11:00.764
13 -	46.340	118.3	1:14.785	129.3	30.601	92.3	2:31.726	86.85	5.718	12:13:32.490
14 -	44.245	122.0	1:17.629	109.6	34.696	85.1	2:36.570	84.16	10.562	12:16:09.060
15 -	51.319	101.8	1:18.910	130.0	31.069	92.8	2:41.298	81.69	15.290	12:18:50.358
16 -	45.815	123.1	***1:10.755***	130.0	***30.121***	94.1	2:26.691 (3)	89.83	0.683	12:21:17.049
17 -	44.769	123.8	1:10.912	129.8	30.327	91.6	***2:26.008*** (1)	***90.25***		***12:23:43.057***
18 -	***44.229***	123.8	1:11.963	***130.8***	31.142	91.8	2:27.334	89.44	1.326	12:26:10.391
19 -	44.734	121.7	1:11.443	129.0	30.511	92.8	2:26.688 (2)	89.83	0.680	12:28:37.079

Weather / Track : Cloudy / Drying

Silverstone GP
Circuit Length = 3.6604 miles
Start: 11:34 Flag 12:26 End: 12:29

Silverstone Classic

Historic Touring Car Challenge

RACE 16 - SECTOR ANALYSIS

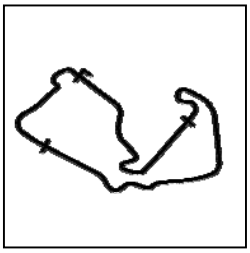

SECTOR 1 = FL to I1, SECTOR 2 = I1 to I2, SECTOR 3 = I2 to FL, DIFF = Difference To Personal Best Lap, P = Crossed Finish Line in Pit Lane, D = Time Disallowed

P9 34 H3B Patrick WATTS MG Metro Turbo

IDEAL LAP TIME : 2:25.730 BEST LAP TIME : 2:27.613 DIFFERENCE : 1.883

LAP	SECTOR 1		SECTOR 2		SECTOR 3		LAP TIME	MPH	DIFF	TIME OF DAY
1 -						76.2	5:11.104	42.35	2:43.491	11:40:09.876
2 -	1:26.742	52.6	1:54.046	83.8	46.888	84.6	4:07.676	53.20	1:40.063	11:44:17.552
3 -	47.569	119.1	1:13.751	126.8	30.955	***94.9***	2:32.275	86.53	4.662	11:46:49.827
4 -	46.175	119.4	1:12.710	123.1	31.318	91.8	2:30.203	87.73	2.590	11:49:20.030
5 -	45.796	116.5	1:13.284	122.9	31.052	91.8	2:30.132	87.77	2.519	11:51:50.162
6 -	46.129	117.5	1:12.816	124.0	30.923	93.5	2:29.868	87.92	2.255	11:54:20.030
7 -	45.668	117.1	1:14.038	125.4	31.212	92.5	2:30.918	87.31	3.305	11:56:50.948
8 -	OUTLAP			118.7	33.267	81.4	4:05.548	53.66	1:37.935	12:00:56.496
9 -	49.561	108.0	1:15.176	124.2	31.328	91.6	2:36.065	84.43	8.452	12:03:32.561
10 -	46.408	116.9	1:12.949	124.5	31.162	93.2	2:30.519	87.54	2.906	12:06:03.080
11 -	45.847	118.1	1:12.055	124.0	30.566	91.3	2:28.468 **(2)**	88.75	0.855	12:08:31.548
12 -	45.683	118.5	1:12.325	122.6	30.581	94.2	2:28.589 **(3)**	88.68	0.976	12:11:00.137
13 -	***44.401***	***122.4***	1:12.277	123.1	30.935	91.9	***2:27.613*** **(1)**	***89.27***		***12:13:27.750***
14 -	46.082	117.9	1:19.930	116.7	34.793	83.2	2:40.805	81.94	13.192	12:16:08.555
15 -	51.245	99.1	1:19.251	122.9	31.038	92.9	2:41.534	81.57	13.921	12:18:50.089
16 -	47.434	120.4	***1:11.073***	***127.0***	***30.256***		2:28.763	88.58	1.150	12:21:18.852
17 -	44.827	122.0	1:12.147	124.5	31.654		2:28.628	88.66	1.015	12:23:47.480
18 -	46.543	118.1	1:12.631	122.6	31.169		2:30.343	87.65	2.730	12:26:17.823
19 -	46.732	116.9	1:12.811	126.6	31.177	88.5	2:30.720	87.43	3.107	12:28:48.543

P10 24 H3C CHR.WILLIAMS / CHA.WILLIAMS Rover SD1

IDEAL LAP TIME : 2:28.764 BEST LAP TIME : 2:29.525 DIFFERENCE : 0.761

LAP	SECTOR 1		SECTOR 2		SECTOR 3		LAP TIME	MPH	DIFF	TIME OF DAY
1 -						57.0	5:16.078	41.69	2:46.553	11:40:14.850
2 -	1:24.574	58.6	1:54.867	78.5	45.946	81.3	4:05.387	53.70	1:35.862	11:44:20.237
3 -	48.189	108.4	1:17.313	120.4	31.857	89.7	2:37.359	83.74	7.834	11:46:57.596
4 -	45.595	118.3	1:13.409	123.8	31.269	***91.3***	2:30.273 **(3)**	87.69	0.748	11:49:27.869
5 -	45.549	118.5	1:12.674	125.4	31.481	90.4	2:29.704 **(2)**	88.02	0.179	11:51:57.573
6 -	45.855	117.3	1:13.003	***125.9***	31.840	89.1	2:30.698	87.44	1.173	11:54:28.271
7 -	***45.003***	***120.2***	1:14.258	124.7	31.557	90.0	2:30.818	87.37	1.293	11:56:59.089
8 -	45.256	117.7	1:14.547	123.8	31.641	90.0	2:31.444	87.01	1.919	11:59:30.533
9 -	OUTLAP			120.4	33.194	90.9	4:05.720	53.62	1:36.195	12:03:36.253
10 -	46.235	117.5	1:14.473	118.7	***31.088***	90.3	2:31.796	86.81	2.271	12:06:08.049
11 -	45.367	118.3	***1:12.673***	123.1	31.485	90.4	***2:29.525*** **(1)**	***88.13***		***12:08:37.574***
12 -	45.017	118.1	1:13.770	122.0	31.754	86.3	2:30.541	87.53	1.016	12:11:08.115
13 -	46.014	116.1	1:16.324	122.2	32.418	83.5	2:34.756	85.15	5.231	12:13:42.871
14 -	47.637	113.3	1:15.142	123.1	32.494	89.7	2:35.273	84.86	5.748	12:16:18.144
15 -	47.769	111.1	1:17.660	120.0	32.721	88.5	2:38.150	83.32	8.625	12:18:56.294
16 -	47.738	119.1	1:13.160	124.9	33.145	83.2	2:34.043	85.54	4.518	12:21:30.337
17 -	46.170	118.7	1:13.441	122.6	31.492	89.8	2:31.103	87.21	1.578	12:24:01.440
18 -	45.854	117.5	1:13.069	123.5	31.536	90.1	2:30.459	87.58	0.934	12:26:31.899
19 -	45.352	117.7	1:12.985	124.0	33.042	88.5	2:31.379	87.05	1.854	12:29:03.278

Weather / Track : Cloudy / Drying

Silverstone GP
Circuit Length = 3.6604 miles
Start: 11:34 Flag 12:26 End: 12:29

Silverstone Classic

Historic Touring Car Challenge

RACE 16 - SECTOR ANALYSIS

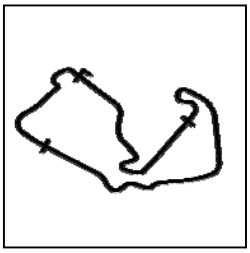

SECTOR 1 = FL to I1, SECTOR 2 = I1 to I2, SECTOR 3 = I2 to FL, DIFF = Difference To Personal Best Lap, P = Crossed Finish Line in Pit Lane, D = Time Disallowed

P11 94 H3BI Till BECHTOLSHEIMER MG Metro Turbo

IDEAL LAP TIME : BEST LAP TIME : 2:28.600 DIFFERENCE :

LAP	SECTOR 1	SECTOR 2	SECTOR 3	LAP TIME	MPH	DIFF	TIME OF DAY
1 -				5:17.227	41.54	2:48.627	11:40:15.999
2 -				4:05.451	53.68	1:36.851	11:44:21.450
3 -				2:37.037	83.91	8.437	11:46:58.487
4 -				2:30.809	87.38	2.209	11:49:29.296
5 -				2:29.087 **(2)**	88.38	0.487	11:51:58.383
6 -				2:30.160	87.75	1.560	11:54:28.543
7 -				2:31.464	87.00	2.864	11:57:00.007
8 -				2:31.733	86.84	3.133	11:59:31.740
9 -				4:10.308	52.64	1:41.708	12:03:42.048
10 -				2:44.093	80.30	15.493	12:06:26.141
11 -				2:31.933	86.73	3.333	12:08:58.074
12 -				2:30.916	87.31	2.316	12:11:28.990
13 -				2:31.877	86.76	3.277	12:14:00.867
14 -				3:45.035	58.55	1:16.435	12:17:45.902
15 -				2:30.817	87.37	2.217	12:20:16.719
16 -				***2:28.600*** **(1)**	***88.67***		***12:22:45.319***
17 -				2:30.014 **(3)**	87.84	1.414	12:25:15.333
18 -				2:40.544	82.08	11.944	12:27:55.877

P12 21 T2D O.BRYANT / G.BRYANT Chevrolet Camaro Z28

IDEAL LAP TIME : 2:30.920 BEST LAP TIME : 2:31.195 DIFFERENCE : 0.275

LAP	SECTOR 1		SECTOR 2		SECTOR 3		LAP TIME	MPH	DIFF	TIME OF DAY
1 -						66.8	5:18.935	41.31	2:47.740	11:40:17.707
2 -	1:24.749	56.4	1:54.283	77.8	46.856	76.5	4:05.888	53.59	1:34.693	11:44:23.595
3 -	50.090	111.8	1:17.543	122.4	34.993	85.2	2:42.626	81.03	11.431	11:47:06.221
4 -	48.061	115.9	1:17.024	134.2	34.554	84.8	2:39.639	82.54	8.444	11:49:45.860
5 -	48.648	119.4	1:16.080	129.3	34.376	86.4	2:39.104	82.82	7.909	11:52:24.964
6 -	52.445	118.5	1:16.107	129.3	34.578	84.7	2:43.130	80.78	11.935	11:55:08.094
7 -	48.367	113.5	1:17.666	129.8	33.994	85.9	2:40.027	82.34	8.832	11:57:48.121
8 -	OUTLAP			114.5	33.837	89.3	4:39.428	47.15	2:08.233	12:02:27.549
9 -	47.385	116.3	1:13.872	129.0	34.202	86.0	2:35.459	84.76	4.264	12:05:03.008
10 -	50.254	117.7	1:14.819	132.3	32.512	89.9	2:37.585	83.62	6.390	12:07:40.593
11 -	47.160	106.3	1:14.738	134.7	32.563	88.0	2:34.461	85.31	3.266	12:10:15.054
12 -	46.483	120.9	1:14.407	131.5	32.874	87.0	2:33.764	85.70	2.569	12:12:48.818
13 -	46.119	124.5	1:14.868	131.0	33.630	84.4	2:34.617	85.22	3.422	12:15:23.435
14 -	46.742	107.2	1:22.664	115.5	34.841	88.7	2:44.247	80.23	13.052	12:18:07.682
15 -	47.911	112.4	1:14.159	135.8	32.338	89.5	2:34.408	85.34	3.213	12:20:42.090
16 -	46.764	120.6	1:13.221	***136.3***	***32.205***	***90.1***	2:32.190 **(2)**	86.58	0.995	12:23:14.280
17 -	***45.686***	***126.3***	***1:13.029***	133.9	32.480	87.4	***2:31.195*** **(1)**	***87.15***		***12:25:45.475***
18 -	46.515	118.5	1:13.335	135.5	32.444	89.7	2:32.294 **(3)**	86.52	1.099	12:28:17.769

Weather / Track : Cloudy / Drying

Silverstone GP
Circuit Length = 3.6604 miles
Start: 11:34 Flag 12:26 End: 12:29

Silverstone Classic

Historic Touring Car Challenge

RACE 16 - SECTOR ANALYSIS

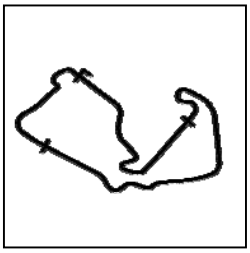

SECTOR 1 = FL to I1, SECTOR 2 = I1 to I2, SECTOR 3 = I2 to FL, DIFF = Difference To Personal Best Lap, P = Crossed Finish Line in Pit Lane, D = Time Disallowed

P13 57 H2B Jonathan GOMM Ford Escort RS1600

IDEAL LAP TIME : BEST LAP TIME : 2:33.388 DIFFERENCE :

LAP	SECTOR 1	SECTOR 2	SECTOR 3	LAP TIME	MPH	DIFF	TIME OF DAY
1 -				5:16.919	41.58	2:43.531	11:40:15.691
2 -				4:05.958	53.57	1:32.570	11:44:21.649
3 -				2:43.674	80.51	10.286	11:47:05.323
4 -				2:42.638	81.02	9.250	11:49:47.961
5 -				2:42.065	81.31	8.677	11:52:30.026
6 -				2:39.549	82.59	6.161	11:55:09.575
7 -				2:39.544	82.59	6.156	11:57:49.119
8 -				4:39.512	47.14	2:06.124	12:02:28.631
9 -				2:36.475	84.21	3.087	12:05:05.106
10 -				2:42.111	81.28	8.723	12:07:47.217
11 -				2:34.257 **(3)**	85.42	0.869	12:10:21.474
12 -				***2:33.388*** **(1)**	***85.91***		***12:12:54.862***
13 -				2:34.636	85.21	1.248	12:15:29.498
14 -				2:39.291	82.72	5.903	12:18:08.789
15 -				2:34.402	85.34	1.014	12:20:43.191
16 -				2:36.751	84.06	3.363	12:23:19.942
17 -				2:33.625 **(2)**	85.77	0.237	12:25:53.567
18 -				2:34.779	85.13	1.391	12:28:28.346

P14 41 T2C POCHCIOL / HANSON Ford Capri

IDEAL LAP TIME : 2:35.259 BEST LAP TIME : 2:36.372 DIFFERENCE : 1.113

LAP	SECTOR 1		SECTOR 2		SECTOR 3		LAP TIME	MPH	DIFF	TIME OF DAY
1 -						72.9	5:19.840	41.20	2:43.468	11:40:18.612
2 -	1:24.663	57.9	1:54.057	75.1	47.231	75.9	4:05.951	53.57	1:29.579	11:44:24.563
3 -	51.374	111.1	1:19.337	123.3	34.994	83.3	2:45.705	79.52	9.333	11:47:10.268
4 -	50.707	114.9	1:17.806	***125.2***	35.107	78.6	2:43.620	80.53	7.248	11:49:53.888
5 -	50.366	112.9	1:18.468	123.5	35.269	84.9	2:44.103	80.30	7.731	11:52:37.991
6 -	49.025	118.1	1:17.569	124.0	34.947	***85.3***	2:41.541	81.57	5.169	11:55:19.532
7 -	OUTLAP			119.8	33.407	82.5	4:08.701	52.98	1:32.329	11:59:28.233
8 -	49.188	114.5	1:17.976	121.5	35.766	79.0	2:42.930	80.88	6.558	12:02:11.163
9 -	48.782	118.5	1:16.711	122.9	34.024	83.5	2:39.517	82.61	3.145	12:04:50.680
10 -	47.995	119.4	1:15.684	123.1	33.424	84.2	2:37.103	83.87	0.731	12:07:27.783
11 -	47.656	119.6	1:15.696	122.6	33.265	83.6	2:36.617 **(2)**	84.14	0.245	12:10:04.400
12 -	48.480	118.5	1:15.760	122.6	33.300	83.7	2:37.540	83.64	1.168	12:12:41.940
13 -	47.960	119.1	1:15.488	123.1	32.924	84.2	***2:36.372*** **(1)**	***84.27***		***12:15:18.312***
14 -	48.951	88.4	1:24.389	121.5	35.431	80.6	2:48.771	78.08	12.399	12:18:07.083
15 -	48.002	117.9	1:16.088	124.5	33.111	85.0	2:37.201	83.82	0.829	12:20:44.284
16 -	49.033	116.5	***1:15.467***	124.5	***32.435***	84.5	2:36.935	83.96	0.563	12:23:21.219
17 -	***47.357***	***120.4***	1:16.566	***125.2***	33.325	84.7	2:37.248	83.80	0.876	12:25:58.467
18 -	47.959	118.5	1:15.776	122.6	33.042	82.9	2:36.777 **(3)**	84.05	0.405	12:28:35.244

Weather / Track : Cloudy / Drying

Silverstone GP
Circuit Length = 3.6604 miles
Start: 11:34 Flag 12:26 End: 12:29

Silverstone Classic

Historic Touring Car Challenge

RACE 16 - SECTOR ANALYSIS

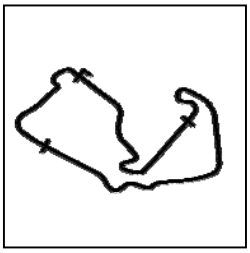

SECTOR 1 = FL to I1, SECTOR 2 = I1 to I2, SECTOR 3 = I2 to FL, DIFF = Difference To Personal Best Lap, P = Crossed Finish Line in Pit Lane, D = Time Disallowed

P15 15 T2C John SPIERS Ford Capri

IDEAL LAP TIME : 2:35.342 BEST LAP TIME : 2:35.781 DIFFERENCE : 0.439

LAP	SECTOR 1		SECTOR 2		SECTOR 3		LAP TIME	MPH	DIFF	TIME OF DAY
1 -						69.1	5:20.492	41.11	2:44.711	11:40:19.264
2 -	1:25.864	59.6	1:52.385	72.9	46.446	72.4	4:04.695	53.85	1:28.914	11:44:23.959
3 -	50.996	118.1	1:17.438	126.6	34.164	85.0	2:42.598	81.04	6.817	11:47:06.557
4 -	48.890	118.9	1:17.176	127.0	34.008	86.1	2:40.074	82.32	4.293	11:49:46.631
5 -	49.477	113.9	1:19.048	125.2	33.864	87.0	2:42.389	81.14	6.608	11:52:29.020
6 -	49.044	119.1	1:17.046	125.9	33.818	86.0	2:39.908	82.40	4.127	11:55:08.928
7 -	48.589	118.9	1:18.616	126.1	35.744	80.7	2:42.949	80.87	7.168	11:57:51.877
8 -	OUTLAP			123.3	33.472	86.2	4:27.192	49.31	1:51.411	12:02:19.069
9 -	47.726	119.8	1:17.304	***128.5***	34.626	77.4	2:39.656	82.53	3.875	12:04:58.725
10 -	48.635	118.7	1:17.075	124.5	33.948	82.7	2:39.658	82.53	3.877	12:07:38.383
11 -	47.797	112.4	1:16.843	125.4	33.693	87.1	2:38.333	83.22	2.552	12:10:16.716
12 -	47.377	120.2	1:16.716	125.6	32.716	84.7	2:36.809	84.03	1.028	12:12:53.525
13 -	47.598	120.6	1:23.669	121.5	35.099	82.3	2:46.366	79.20	10.585	12:15:39.891
14 -	49.481	114.7	1:20.360	125.4	33.409	***87.3***	2:43.250	80.72	7.469	12:18:23.141
15 -	47.595	119.8	1:15.473	125.2	33.219	86.5	2:36.287 **(3)**	84.31	0.506	12:20:59.428
16 -	48.045	119.4	1:15.454	125.6	***32.620***	***87.3***	2:36.119 **(2)**	84.40	0.338	12:23:35.547
17 -	47.395	***121.1***	1:16.073	125.6	33.554	87.0	2:37.022	83.92	1.241	12:26:12.569
18 -	***47.322***	119.8	***1:15.400***	125.9	33.059	85.9	***2:35.781*** **(1)**	***84.59***		***12:28:48.350***

P16 8 T2C Mike WHITAKER Ford Capri

IDEAL LAP TIME : 2:35.362 BEST LAP TIME : 2:35.936 DIFFERENCE : 0.574

LAP	SECTOR 1		SECTOR 2		SECTOR 3		LAP TIME	MPH	DIFF	TIME OF DAY
1 -						65.6	5:22.003	40.92	2:46.067	11:40:20.775
2 -	1:26.298	49.6	1:51.704	74.0	46.118	77.4	4:04.120	53.98	1:28.184	11:44:24.895
3 -	51.278	107.7	1:19.398	124.2	34.947	83.9	2:45.623	79.56	9.687	11:47:10.518
4 -	48.770	116.1	1:17.819	122.4	33.297	84.5	2:39.886	82.41	3.950	11:49:50.404
5 -	47.864	116.9	1:18.217	123.8	33.792	84.7	2:39.873	82.42	3.937	11:52:30.277
6 -	49.736	115.1	1:18.875	124.0	33.727	84.6	2:42.338	81.17	6.402	11:55:12.615
7 -	***47.317***	117.1	1:17.391	122.9	34.847	81.6	2:39.555	82.59	3.619	11:57:52.170
8 -	OUTLAP			107.3	34.226	83.9	4:31.299	48.57	1:55.363	12:02:23.469
9 -	47.656	116.3	1:17.037	123.1	34.092	83.4	2:38.785	82.99	2.849	12:05:02.254
10 -	50.407	116.3	1:16.954	122.9	32.836	85.4	2:40.197	82.25	4.261	12:07:42.451
11 -	47.562	114.7	1:16.257	123.3	***32.424***	86.3	2:36.243 **(3)**	84.34	0.307	12:10:18.694
12 -	47.395	117.3	1:15.732	123.1	32.851	86.3	2:35.978 **(2)**	84.48	0.042	12:12:54.672
13 -	47.948	***117.9***	1:23.013	121.7	34.742	81.8	2:45.703	79.52	9.767	12:15:40.375
14 -	50.121	112.4	1:19.934	122.9	33.492	***86.8***	2:43.547	80.57	7.611	12:18:23.922
15 -	47.537	117.1	***1:15.621***	123.1	32.778	86.2	***2:35.936*** **(1)**	***84.50***		***12:20:59.858***
16 -	47.949	117.3	1:15.712	123.5	32.762	86.3	2:36.423	84.24	0.487	12:23:36.281
17 -	47.566	117.3	1:15.653	***125.6***	33.876	86.0	2:37.095	83.88	1.159	12:26:13.376
18 -	47.385	116.7	1:16.579	122.4	33.291	85.1	2:37.255	83.79	1.319	12:28:50.631

Weather / Track : Cloudy / Drying

Silverstone GP
Circuit Length = 3.6604 miles
Start: 11:34 Flag 12:26 End: 12:29

Silverstone Classic

Historic Touring Car Challenge

RACE 16 - SECTOR ANALYSIS

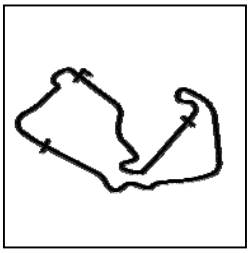

SECTOR 1 = FL to I1, SECTOR 2 = I1 to I2, SECTOR 3 = I2 to FL, DIFF = Difference To Personal Best Lap, P = Crossed Finish Line in Pit Lane, D = Time Disallowed

P17 115 H2C Bill CUTLER BMW M535S

IDEAL LAP TIME : 2:33.210 BEST LAP TIME : 2:34.221 DIFFERENCE : 1.011

LAP	SECTOR 1		SECTOR 2		SECTOR 3		LAP TIME	MPH	DIFF	TIME OF DAY
1 -						60.0	5:31.473	39.75	2:57.252	11:40:30.245
2 -	1:25.585	49.8	1:52.527	84.8	45.101	61.0	4:03.213	54.18	1:28.992	11:44:33.458
3 -	53.045	101.8	1:22.769	120.4	34.435	85.4	2:50.249	77.40	16.028	11:47:23.707
4 -	48.214	115.1	1:18.444	119.4	33.845	87.8	2:40.503	82.10	6.282	11:50:04.210
5 -	47.433	***118.9***	1:16.322	122.0	34.414	85.5	2:38.169	83.31	3.948	11:52:42.379
6 -	47.108	116.7	1:15.732	111.4	34.739	80.8	2:37.579	83.62	3.358	11:55:19.958
7 -	49.083	114.5	1:18.101	***122.9***	32.676	88.5	2:39.860	82.43	5.639	11:57:59.818
8 -	57.063	63.1	1:25.093	121.5	34.060	83.4	2:56.216	74.78	21.995	12:00:56.034
9 -	OUTLAP			122.0	33.094	90.4	4:22.195	50.25	1:47.974	12:05:18.229
10 -	48.822	115.7	1:16.779	***122.9***	33.354	88.4	2:38.955	82.90	4.734	12:07:57.184
11 -	46.952	116.1	1:15.220	119.1	33.248	89.8	2:35.420	84.78	1.199	12:10:32.604
12 -	46.712	116.7	1:16.187	122.6	33.965	90.3	2:36.864	84.00	2.643	12:13:09.468
13 -	47.793	111.1	1:22.074	100.4	37.471	70.7	2:47.338	78.74	13.117	12:15:56.806
14 -	53.457	96.6	1:25.701	120.9	33.374	87.9	2:52.532	76.37	18.311	12:18:49.338
15 -	49.410	116.9	1:16.219	120.6	33.133	89.4	2:38.762	83.00	4.541	12:21:28.100
16 -	47.316	116.1	1:15.626	122.4	***32.082***	91.1	2:35.024 **(3)**	85.00	0.803	12:24:03.124
17 -	47.509	116.5	***1:14.637***	122.4	32.710	90.9	2:34.856 **(2)**	85.09	0.635	12:26:37.980
18 -	***46.491***	116.1	1:15.614	121.5	32.116	***91.9***	***2:34.221*** **(1)**	***85.44***		***12:29:12.201***

P18 122 T2C CHRISTOPHER / MICHAEL Ford Capri

IDEAL LAP TIME : BEST LAP TIME : 2:37.232 DIFFERENCE :

LAP	SECTOR 1	SECTOR 2	SECTOR 3	LAP TIME	MPH	DIFF	TIME OF DAY
1 -				5:23.613	40.72	2:46.381	11:40:22.385
2 -				4:04.073	53.99	1:26.841	11:44:26.458
3 -				2:45.896	79.43	8.664	11:47:12.354
4 -				2:43.136	80.77	5.904	11:49:55.490
5 -				2:40.767	81.96	3.535	11:52:36.257
6 -				2:39.863	82.43	2.631	11:55:16.120
7 -				2:41.598	81.54	4.366	11:57:57.718
8 -				4:56.382	44.46	2:19.150	12:02:54.100
9 -				2:40.044	82.33	2.812	12:05:34.144
10 -				2:39.837	82.44	2.605	12:08:13.981
11 -				2:39.412	82.66	2.180	12:10:53.393
12 -				2:41.864	81.41	4.632	12:13:35.257
13 -				2:41.929	81.38	4.697	12:16:17.186
14 -				2:39.804	82.46	2.572	12:18:56.990
15 -				2:38.198 **(2)**	83.29	0.966	12:21:35.188
16 -				***2:37.232*** **(1)**	***83.81***		***12:24:12.420***
17 -				2:39.149 **(3)**	82.80	1.917	12:26:51.569
18 -				2:40.649	82.02	3.417	12:29:32.218

Weather / Track : Cloudy / Drying

Silverstone GP
Circuit Length = 3.6604 miles
Start: 11:34 Flag 12:26 End: 12:29

Silverstone Classic

Historic Touring Car Challenge

RACE 16 - SECTOR ANALYSIS

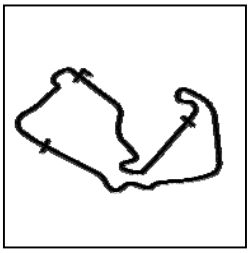

SECTOR 1 = FL to I1, SECTOR 2 = I1 to I2, SECTOR 3 = I2 to FL, DIFF = Difference To Personal Best Lap, P = Crossed Finish Line in Pit Lane, D = Time Disallowed

P19 7 T2C James SLAUGHTER Ford Capri Mk3s

IDEAL LAP TIME : 2:38.059 BEST LAP TIME : 2:39.220 DIFFERENCE : 1.161

LAP	SECTOR 1		SECTOR 2		SECTOR 3		LAP TIME	MPH	DIFF	TIME OF DAY
1 -						62.1	5:25.235	40.51	2:46.015	11:40:24.007
2 -	1:26.016	47.6	1:50.705	67.7	46.671	76.1	4:03.392	54.14	1:24.172	11:44:27.399
3 -	50.807	109.2	1:21.050	123.5	34.556	83.9	2:46.413	79.18	7.193	11:47:13.812
4 -	49.846	112.9	1:19.130	124.2	34.720	84.8	2:43.696	80.50	4.476	11:49:57.508
5 -	49.085	115.9	1:17.812	124.5	34.275	84.4	2:41.172	81.76	1.952	11:52:38.680
6 -	48.979	119.1	1:17.188	118.9	34.244	83.0	2:40.411	82.15	1.191	11:55:19.091
7 -	50.350	110.0	1:18.750	124.5	33.758	83.0	2:42.858	80.91	3.638	11:58:01.949
8 -	OUTLAP			116.1	34.930	84.3	4:32.495	48.35	1:53.275	12:02:34.444
9 -	50.618	112.4	1:18.154	125.2	34.228	84.9	2:43.000	80.84	3.780	12:05:17.444
10 -	49.004	119.8	1:17.147	124.7	34.827	79.6	2:40.978	81.86	1.758	12:07:58.422
11 -	48.502	119.4	1:16.805	124.9	34.033	85.0	2:39.340 **(2)**	82.70	0.120	12:10:37.762
12 -	***48.058***	***120.4***	1:17.514	118.7	34.222	81.9	2:39.794 **(3)**	82.46	0.574	12:13:17.556
13 -	49.283	109.1	1:25.253	109.8	35.841	77.1	2:50.377	77.34	11.157	12:16:07.933
14 -	50.220	100.9	1:21.831	123.5	34.596	78.7	2:46.647	79.07	7.427	12:18:54.580
15 -	49.212	120.2	1:16.878	124.7	34.223	81.3	2:40.313	82.20	1.093	12:21:34.893
16 -	49.219	***120.4***	***1:16.519***	***125.9***	***33.482***	***86.2***	***2:39.220*** **(1)**	***82.76***		***12:24:14.113***
17 -	48.694	119.6	1:17.429	124.9	34.135	79.5	2:40.258	82.22	1.038	12:26:54.371

P20 43 H3B I.GUEST / F.GUEST Alfa Romeo GT V6

IDEAL LAP TIME : 2:36.407 BEST LAP TIME : 2:37.107 DIFFERENCE : 0.700

LAP	SECTOR 1		SECTOR 2		SECTOR 3		LAP TIME	MPH	DIFF	TIME OF DAY
1 -						70.0	5:22.278	40.88	2:45.171	11:40:21.050
2 -	1:26.160	49.5	1:51.749	74.0	46.174	78.2	4:04.083	53.98	1:26.976	11:44:25.133
3 -	51.355	105.5	1:19.423	120.6	36.173	80.1	2:46.951	78.93	9.844	11:47:12.084
4 -	49.897	112.7	1:17.452	121.5	34.608	76.9	2:41.957	81.36	4.850	11:49:54.041
5 -	48.967	112.9	1:17.177	117.9	***32.258***	87.2	2:38.402 **(2)**	83.19	1.295	11:52:32.443
6 -	47.976	113.1	1:18.877	120.6	33.887	85.0	2:40.740	81.98	3.633	11:55:13.183
7 -	***47.943***	***114.1***	1:16.275	***122.4***	34.564	81.3	2:38.782	82.99	1.675	11:57:51.965
8 -	OUTLAP			110.1	34.068	81.6	4:43.189	46.53	2:06.082	12:02:35.154
9 -	49.406	109.4	1:17.642	117.1	33.034	84.4	2:40.082	82.31	2.975	12:05:15.236
10 -	48.276	110.9	1:17.552	116.9	32.870	84.0	2:38.698	83.03	1.591	12:07:53.934
11 -	48.363	111.2	1:16.895	117.5	33.802	86.5	2:39.060	82.84	1.953	12:10:32.994
12 -	48.430	111.8	***1:16.206***	118.5	32.471	***87.3***	***2:37.107*** **(1)**	***83.87***		***12:13:10.101***
13 -	47.980	112.9	1:21.912	109.2	37.181	73.2	2:47.073	78.87	9.966	12:15:57.174
14 -	54.330	100.3	1:24.718	119.1	33.388	86.7	2:52.436	76.42	15.329	12:18:49.610
15 -	49.739	113.1	1:16.699	117.9	34.391	81.0	2:40.829	81.93	3.722	12:21:30.439
16 -	48.377	***114.1***	1:17.372	119.4	32.748	82.2	2:38.497 **(3)**	83.14	1.390	12:24:08.936
17 -	55.538	112.4	1:16.640	120.4	33.683	79.2	2:45.861	79.45	8.754	12:26:54.797

Weather / Track : Cloudy / Drying

Silverstone GP
Circuit Length = 3.6604 miles
Start: 11:34 Flag 12:26 End: 12:29

Silverstone Classic

Historic Touring Car Challenge

RACE 16 - SECTOR ANALYSIS

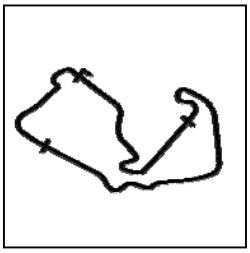

SECTOR 1 = FL to I1, SECTOR 2 = I1 to I2, SECTOR 3 = I2 to FL, DIFF = Difference To Personal Best Lap, P = Crossed Finish Line in Pit Lane, D = Time Disallowed

P21 4 H2C OVERINGTON / STEVENS Rover SD1

IDEAL LAP TIME : 2:35.080 BEST LAP TIME : 2:37.326 DIFFERENCE : 2.246

LAP	SECTOR 1		SECTOR 2		SECTOR 3		LAP TIME	MPH	DIFF	TIME OF DAY
1 -						65.7	5:27.408	40.24	2:50.082	11:40:26.180
2 -	1:26.514	47.5	1:50.359	66.9	47.050	73.8	4:03.923	54.02	1:26.597	11:44:30.103
3 -	49.269	114.5	1:17.514	114.3	35.932	76.0	2:42.715	80.98	5.389	11:47:12.818
4 -	49.389	112.9	1:16.783	122.4	33.087	***89.7***	2:39.259	82.74	1.933	11:49:52.077
5 -	***46.494***	***118.1***	1:16.904	122.9	33.928	83.3	***2:37.326*** **(1)**	***83.76***		***11:52:29.403***
6 -	50.376	110.1	***1:15.574***	123.5	***33.012***	84.8	2:38.962 **(3)**	82.89	1.636	11:55:08.365
7 -	48.256	111.6	1:18.573	123.8	33.474	86.0	2:40.303	82.20	2.977	11:57:48.668
8 -	59.323	98.1	1:23.358	106.8	33.988	85.9	2:56.669	74.59	19.343	12:00:45.337
9 -	OUTLAP			120.4	35.255	74.3	4:16.578	51.35	1:39.252	12:05:01.915
10 -	52.698	103.0	1:19.665	121.5	33.882	83.3	2:46.245	79.26	8.919	12:07:48.160
11 -	48.709	112.7	1:19.705	117.9	35.310	71.0	2:43.724	80.48	6.398	12:10:31.884
12 -	50.750	112.4	1:20.246	117.9	34.249	78.3	2:45.245	79.74	7.919	12:13:17.129
13 -	49.572	108.0	1:24.599	106.8	35.389	77.9	2:49.560	77.71	12.234	12:16:06.689
14 -	50.558	101.2	1:20.799	121.7	36.093	76.9	2:47.450	78.69	10.124	12:18:54.139
15 -	50.752	115.7	1:18.273	120.9	33.844	82.7	2:42.869	80.91	5.543	12:21:37.008
16 -	48.080	117.1	1:16.039	***125.2***	33.393	87.6	2:37.512 **(2)**	83.66	0.186	12:24:14.520
17 -	48.762	117.3	1:17.251	124.2	34.779	80.2	2:40.792	81.95	3.466	12:26:55.312

P22 12 H2B Ben GILL Ford Escort Mk1

IDEAL LAP TIME : 2:37.326 BEST LAP TIME : 2:39.096 DIFFERENCE : 1.770

LAP	SECTOR 1		SECTOR 2		SECTOR 3		LAP TIME	MPH	DIFF	TIME OF DAY
1 -						65.4	5:14.029	41.96	2:34.933	11:40:12.801
2 -	1:25.694	54.9	1:54.238	82.5	45.995	81.7	4:05.927	53.58	1:26.831	11:44:18.728
3 -	***46.407***	***122.2***	1:25.838	125.2	33.970	83.5	2:46.215	79.28	7.119	11:47:04.943
4 -	47.600	117.3	1:18.914	125.6	34.962	81.8	2:41.476	81.60	2.380	11:49:46.419
5 -	48.813	112.0	1:19.540	125.9	33.863	***85.0***	2:42.216	81.23	3.120	11:52:28.635
6 -	50.047	112.9	1:19.692	123.5	35.437	81.2	2:45.176	79.78	6.080	11:55:13.811
7 -	49.380	109.2	1:20.148	125.2	34.134	82.4	2:43.662	80.51	4.566	11:57:57.473
8 -	OUTLAP			123.8	34.289	84.4	4:17.135	51.24	1:38.039	12:02:14.608
9 -	49.008	114.1	1:20.084	***127.0***	35.465	78.9	2:44.557	80.08	5.461	12:04:59.165
10 -	48.318	111.1	1:25.313	122.0	***33.718***	83.1	2:47.349	78.74	8.253	12:07:46.514
11 -	47.494	119.6	1:18.133	124.5	34.664	84.8	2:40.291 **(2)**	82.21	1.195	12:10:26.805
12 -	48.426	107.3	1:20.028	124.5	33.888	84.9	2:42.342	81.17	3.246	12:13:09.147
13 -	47.606	114.1	1:22.089	98.6	37.507	69.9	2:47.202	78.81	8.106	12:15:56.349
14 -	53.454	95.3	1:25.217	125.6	33.981	83.6	2:52.652	76.32	13.556	12:18:49.001
15 -	48.760	119.8	1:17.908	126.3	34.489	83.0	2:41.157 **(3)**	81.76	2.061	12:21:30.158
16 -	47.954	119.1	***1:17.201***	***127.0***	33.941	78.9	***2:39.096*** **(1)**	***82.82***		***12:24:09.254***
17 -	48.564	119.1	1:17.837	118.3	49.640	67.9	2:56.041	74.85	16.945	12:27:05.295

Weather / Track : Cloudy / Drying

Silverstone GP
Circuit Length = 3.6604 miles
Start: 11:34 Flag 12:26 End: 12:29

Silverstone Classic

Historic Touring Car Challenge

RACE 16 - SECTOR ANALYSIS

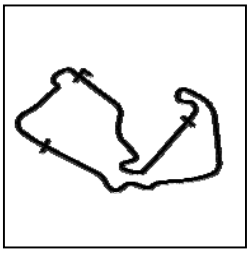

SECTOR 1 = FL to I1, SECTOR 2 = I1 to I2, SECTOR 3 = I2 to FL, DIFF = Difference To Personal Best Lap, P = Crossed Finish Line in Pit Lane, D = Time Disallowed

P23 173 H4AI DANBY / WATTS Toyota Corolla 1600 GT

IDEAL LAP TIME : 2:41.131 BEST LAP TIME : 2:41.257 DIFFERENCE : 0.126

LAP	SECTOR 1		SECTOR 2		SECTOR 3		LAP TIME	MPH	DIFF	TIME OF DAY
1 -						65.4	5:26.817	40.32	2:45.560	11:40:25.589
2 -	1:25.116	49.7	1:50.711	67.2	46.837	75.5	4:02.664	54.30	1:21.407	11:44:28.253
3 -	52.126	108.0	1:21.818	110.7	35.121	81.0	2:49.065	77.94	7.808	11:47:17.318
4 -	50.436	106.6	1:23.244	111.6	35.013	80.8	2:48.693	78.11	7.436	11:50:06.011
5 -	50.233	106.8	1:21.271	111.6	34.672	80.8	2:46.176	79.30	4.919	11:52:52.187
6 -	50.699	105.8	1:20.558	112.2	34.453	82.1	2:45.710	79.52	4.453	11:55:37.897
7 -	50.479	105.5	1:21.824	112.7	35.421	82.2	2:47.724	78.56	6.467	11:58:25.621
8 -	OUTLAP			111.1	35.245	79.0	4:22.390	50.22	1:41.133	12:02:48.011
9 -	49.929	107.3	1:19.695	113.3	34.226	83.3	2:43.850	80.42	2.593	12:05:31.861
10 -	49.438	109.2	1:20.738	113.1	33.855	***85.0***	2:44.031	80.33	2.774	12:08:15.892
11 -	49.061	***109.8***	1:30.878	112.5	34.473	84.5	2:54.412	75.55	13.155	12:11:10.304
12 -	49.668	109.2	1:21.607	112.4	34.878	82.0	2:46.153	79.31	4.896	12:13:56.457
13 -	55.303	104.3	1:20.365	111.6	34.027	83.9	2:49.695	77.65	8.438	12:16:46.152
14 -	***49.052***	108.2	1:19.301	112.2	33.885	84.0	2:42.238 **(3)**	81.22	0.981	12:19:28.390
15 -	49.178	108.7	***1:18.637***	112.5	***33.442***	83.7	***2:41.257*** **(1)**	***81.71***		***12:22:09.647***
16 -	49.624	108.5	1:18.703	***113.7***	33.754	83.5	2:42.081 **(2)**	81.30	0.824	12:24:51.728
17 -	49.476	109.6	1:20.163	112.9	33.999	83.0	2:43.638	80.53	2.381	12:27:35.366

P24 2 H2CI KEEN / MCALPINE Ford Capri

IDEAL LAP TIME : 2:37.113 BEST LAP TIME : 2:38.816 DIFFERENCE : 1.703

LAP	SECTOR 1		SECTOR 2		SECTOR 3		LAP TIME	MPH	DIFF	TIME OF DAY
1 -						66.7	5:18.040	41.43	2:39.224	11:40:16.812
2 -	1:27.730	60.6	1:51.650	80.4	46.612	72.8	4:05.992	53.57	1:27.176	11:44:22.804
3 -	49.747	114.1	1:18.389	124.5	34.748	77.8	2:42.884 **(3)**	80.90	4.068	11:47:05.688
4 -	50.279	113.9	***1:17.133***	***125.6***	33.856	87.1	2:41.268 **(2)**	81.71	2.452	11:49:46.956
5 -	48.673	114.5	1:17.523	123.8	***32.620***	***88.7***	***2:38.816*** **(1)**	***82.97***		***11:52:25.772***
6 -	***47.360***	***116.9***	1:26.015	***125.6***	33.815	83.0	2:47.190	78.81	8.374	11:55:12.962
7 -	48.920	108.5	1:22.675	124.9	33.570	86.1	2:45.165	79.78	6.349	11:57:58.127
8 -	58.098	63.4	1:24.596	120.6	33.312	84.3	2:56.006	74.87	17.190	12:00:54.133
9 -	OUTLAP			111.6	35.968	80.9	4:33.062	48.25	1:54.246	12:05:27.195
10 -	51.146	101.5	1:24.200	108.7	35.697	79.4	2:51.043	77.04	12.227	12:08:18.238
11 -	50.404	104.2	1:23.263	109.4	36.079	81.2	2:49.746	77.63	10.930	12:11:07.984
12 -	50.641	107.7	1:21.692	112.7	36.884	79.5	2:49.217	77.87	10.401	12:13:57.201
13 -	56.542	95.4	1:22.134	113.7	35.829	77.3	2:54.505	75.51	15.689	12:16:51.706
14 -	50.964	107.3	1:19.471	118.7	34.586	80.5	2:45.021	79.85	6.205	12:19:36.727
15 -	48.986	108.0	1:20.369	112.2	35.638	81.3	2:44.993	79.86	6.177	12:22:21.720
16 -	50.664	107.7	1:21.453	115.3	34.539	83.5	2:46.656	79.07	7.840	12:25:08.376
17 -	49.246	103.7	1:21.965	115.1	36.852	71.5	2:48.063	78.40	9.247	12:27:56.439

Weather / Track : Cloudy / Drying

Silverstone GP
Circuit Length = 3.6604 miles
Start: 11:34 Flag 12:26 End: 12:29

Silverstone Classic

Historic Touring Car Challenge

RACE 16 - SECTOR ANALYSIS

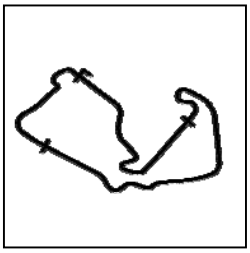

SECTOR 1 = FL to I1, SECTOR 2 = I1 to I2, SECTOR 3 = I2 to FL, DIFF = Difference To Personal Best Lap, P = Crossed Finish Line in Pit Lane, D = Time Disallowed

P25 32 T2C J.BROWN / C.BROWN Ford Capri

IDEAL LAP TIME : 2:35.747 BEST LAP TIME : 2:35.747 DIFFERENCE : 0.000

LAP	SECTOR 1		SECTOR 2		SECTOR 3		LAP TIME	MPH	DIFF	TIME OF DAY
1 -						69.3	5:23.723	40.70	2:47.976	11:40:22.495
2 -	1:25.434	49.4	1:51.684	70.7	46.485	78.7	4:03.603	54.09	1:27.856	11:44:26.098
3 -	50.494	110.5	1:19.897	126.6	35.333	79.9	2:45.724	79.51	9.977	11:47:11.822
4 -	50.642	110.3	1:33.819	123.1	35.042	80.5	2:59.503	73.41	23.756	11:50:11.325
5 -	49.778	117.9	1:19.195	127.5	35.283	85.8	2:44.256	80.22	8.509	11:52:55.581
6 -	49.599	114.3	1:18.981	125.9	34.469	80.7	2:43.049	80.82	7.302	11:55:38.630
7 -	49.355	113.9	1:20.674	123.3	36.256	80.1	2:46.285	79.24	10.538	11:58:24.915
8 -	OUTLAP			126.8	33.873	86.2	5:32.167	39.67	2:56.420	12:03:57.082
9 -	48.265	116.5	1:17.434	126.6	33.633	86.7	2:39.332	82.70	3.585	12:06:36.414
10 -	47.783	118.7	1:16.172	127.5	33.291	87.6	2:37.246 (3)	83.80	1.499	12:09:13.660
11 -	47.518	121.1	1:17.202	127.8	33.434	86.3	2:38.154	83.32	2.407	12:11:51.814
12 -	47.562	117.3	1:16.896	128.5	34.145	81.1	2:38.603	83.08	2.856	12:14:30.417
13 -	51.713	101.9	1:47.423	48.4	42.046	81.0	3:21.182	65.50	45.435	12:17:51.599
14 -	48.265	121.3	1:16.537	127.5	33.319	87.8	2:38.121	83.33	2.374	12:20:29.720
15 -	47.374	118.5	1:15.957	125.9	33.024	88.5	2:36.355 (2)	84.28	0.608	12:23:06.075
16 -	48.624	119.8	1:15.871	127.5	33.198	87.0	2:37.693	83.56	1.946	12:25:43.768
17 -	***47.252***	***121.7***	***1:15.667***	***129.5***	***32.828***	***89.1***	***2:35.747 (1)***	***84.61***		***12:28:19.515***

P26 26 T1B S.DRABBLE / A.DRABBLE Triumph Dolomite Sprint

IDEAL LAP TIME : 2:40.774 BEST LAP TIME : 2:42.204 DIFFERENCE : 1.430

LAP	SECTOR 1		SECTOR 2		SECTOR 3		LAP TIME	MPH	DIFF	TIME OF DAY
1 -						64.0	5:27.886	40.19	2:45.682	11:40:26.658
2 -	1:26.313	51.6	1:51.078	72.0	46.720	74.6	4:04.111	53.98	1:21.907	11:44:30.769
3 -	52.477	101.2	1:27.796	113.3	36.580	72.4	2:56.853	74.51	14.649	11:47:27.622
4 -	51.070	97.8	1:25.928	105.1	38.232	66.7	2:55.230	75.20	13.026	11:50:22.852
5 -	52.653	99.5	1:23.226	115.1	35.884	78.5	2:51.763	76.72	9.559	11:53:14.615
6 -	52.289	102.4	1:22.711	115.3	37.018	69.6	2:52.018	76.60	9.814	11:56:06.633
7 -	50.865	108.2	1:22.582	113.5	35.441	77.9	2:48.888	78.02	6.684	11:58:55.521
8 -	OUTLAP			116.3	35.987	80.8	4:29.995	48.80	1:47.791	12:03:25.516
9 -	49.943	106.5	1:22.598	118.1	34.670	83.1	2:47.211	78.80	5.007	12:06:12.727
10 -	48.933	110.9	1:19.156	118.5	34.483	83.5	2:42.572 (3)	81.05	0.368	12:08:55.299
11 -	50.401	112.4	1:22.101	114.1	34.669	82.5	2:47.171	78.82	4.967	12:11:42.470
12 -	49.363	112.4	1:20.597	117.5	36.473	82.2	2:46.433	79.17	4.229	12:14:28.903
13 -	52.130	102.2	1:47.239	48.5	42.967	81.6	3:22.336	65.12	40.132	12:17:51.239
14 -	49.980	***113.1***	1:18.762	118.3	33.976	***85.1***	2:42.718	80.98	0.514	12:20:33.957
15 -	50.593	111.4	***1:18.115***	***118.7***	***33.754***	84.9	2:42.462 (2)	81.11	0.258	12:23:16.419
16 -	***48.905***	106.3	1:19.638	117.9	34.285	83.7	2:42.828	80.93	0.624	12:25:59.247
17 -	49.776	111.4	1:18.560	117.9	33.868	83.4	***2:42.204 (1)***	***81.24***		***12:28:41.451***

Weather / Track : Cloudy / Drying

Silverstone GP
Circuit Length = 3.6604 miles
Start: 11:34 Flag 12:26 End: 12:29

Silverstone Classic

Historic Touring Car Challenge

RACE 16 - SECTOR ANALYSIS

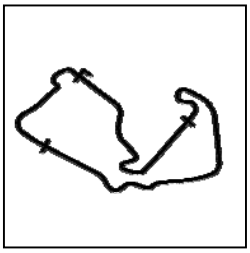

SECTOR 1 = FL to I1, SECTOR 2 = I1 to I2, SECTOR 3 = I2 to FL, DIFF = Difference To Personal Best Lap, P = Crossed Finish Line in Pit Lane, D = Time Disallowed

P27 14 T2B Paul CLAYSON Alfa Romeo GT V6

IDEAL LAP TIME : 2:45.010 BEST LAP TIME : 2:45.010 DIFFERENCE : 0.000

LAP	SECTOR 1		SECTOR 2		SECTOR 3		LAP TIME	MPH	DIFF	TIME OF DAY
1 -						62.1	5:29.099	40.04	2:44.089	11:40:27.871
2 -	1:27.586	52.2	1:52.431	77.6	44.231	71.3	4:04.248	53.95	1:19.238	11:44:32.119
3 -	52.844	96.5	1:24.846	107.2	36.798	78.5	2:54.488	75.52	9.478	11:47:26.607
4 -	51.560	101.2	1:25.142	110.1	38.416	72.1	2:55.118	75.25	10.108	11:50:21.725
5 -	53.682	101.5	1:22.322	113.7	35.962	79.8	2:51.966	76.63	6.956	11:53:13.691
6 -	52.293	104.5	1:23.268	114.7	37.959	78.4	2:53.520	75.94	8.510	11:56:07.211
7 -	51.595	102.9	1:21.975	112.9	36.637	77.6	2:50.207	77.42	5.197	11:58:57.418
8 -	OUTLAP			112.4	35.011	81.7	4:21.017	50.48	1:36.007	12:03:18.435
9 -	50.562	***106.8***	1:21.082	114.9	35.663	80.3	2:47.307	78.76	2.297	12:06:05.742
10 -	52.342	106.0	1:20.810	113.7	35.921	79.6	2:49.073	77.94	4.063	12:08:54.815
11 -	50.503	103.0	1:23.491	110.9	36.504	81.5	2:50.498	77.29	5.488	12:11:45.313
12 -	50.755	106.3	1:21.041	112.0	34.884	81.6	2:46.680 **(2)**	79.06	1.670	12:14:31.993
13 -	51.505	97.6	1:46.818	48.3	41.934	79.6	3:20.257	65.80	35.247	12:17:52.250
14 -	51.406	98.6	1:21.420	***115.5***	35.103	82.6	2:47.929	78.47	2.919	12:20:40.179
15 -	50.622	106.1	1:20.866	114.5	35.254	81.7	2:46.742 **(3)**	79.03	1.732	12:23:26.921
16 -	50.638	105.1	1:20.562	***115.5***	36.557	***82.8***	2:47.757	78.55	2.747	12:26:14.678
17 -	***50.192***	101.3	***1:20.037***	115.3	***34.781***	***82.8***	***2:45.010*** **(1)**	***79.86***		***12:28:59.688***

P28 48 H2C Robin BENN Ford Capri

IDEAL LAP TIME : 2:44.916 BEST LAP TIME : 2:46.364 DIFFERENCE : 1.448

LAP	SECTOR 1		SECTOR 2		SECTOR 3		LAP TIME	MPH	DIFF	TIME OF DAY
1 -						60.8	5:28.787	40.08	2:42.423	11:40:27.559
2 -	1:26.260	54.2	1:51.125	67.3	46.549	70.4	4:03.934	54.02	1:17.570	11:44:31.493
3 -	52.670	103.7	1:28.053	118.1	36.358	78.2	2:57.081	74.41	10.717	11:47:28.574
4 -	51.913	109.2	1:23.815	116.7	37.703	75.4	2:53.431	75.98	7.067	11:50:22.005
5 -	51.970	109.8	1:22.746	115.5	35.434	79.7	2:50.150	77.44	3.786	11:53:12.155
6 -	57.239	106.0	1:23.337	117.5	35.138	81.6	2:55.714	74.99	9.350	11:56:07.869
7 -	51.159	107.3	1:22.681	***118.3***	36.958	75.9	2:50.798	77.15	4.434	11:58:58.667
8 -	OUTLAP			116.5	35.351	81.2	4:31.533	48.53	1:45.169	12:03:30.200
9 -	53.178	104.3	1:21.702	116.5	34.907	79.4	2:49.787	77.61	3.423	12:06:19.987
10 -	51.795	108.9	1:21.198	116.3	35.286	83.4	2:48.279	78.30	1.915	12:09:08.266
11 -	51.619	107.8	1:21.337	116.3	34.980	81.7	2:47.936 **(3)**	78.46	1.572	12:11:56.202
12 -	51.051	107.7	1:23.131	114.3	35.514	81.7	2:49.696	77.65	3.332	12:14:45.898
13 -	51.388	107.8	1:34.325	44.7	42.830	73.2	3:08.543	69.89	22.179	12:17:54.441
14 -	51.276	***111.1***	1:20.995	116.3	34.860	83.0	2:47.131 **(2)**	78.84	0.767	12:20:41.572
15 -	52.190	107.0	1:21.610	115.7	34.595	***83.7***	2:48.395	78.25	2.031	12:23:29.967
16 -	***50.281***	109.6	1:21.612	117.3	***34.471***	83.6	***2:46.364*** **(1)**	***79.21***		***12:26:16.331***
17 -	50.368	110.5	***1:20.164***	116.7	37.728	73.8	2:48.260	78.31	1.896	12:29:04.591

Weather / Track : Cloudy / Drying

Silverstone GP
Circuit Length = 3.6604 miles
Start: 11:34 Flag 12:26 End: 12:29

Silverstone Classic

Historic Touring Car Challenge

RACE 16 - SECTOR ANALYSIS

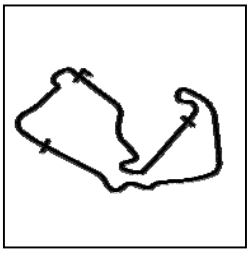

SECTOR 1 = FL to I1, SECTOR 2 = I1 to I2, SECTOR 3 = I2 to FL, DIFF = Difference To Personal Best Lap, P = Crossed Finish Line in Pit Lane, D = Time Disallowed

P29 75 T2C Jonathan WHITE Ford Capri Mk3

IDEAL LAP TIME : 2:42.555 BEST LAP TIME : 2:43.508 DIFFERENCE : 0.953

LAP	SECTOR 1		SECTOR 2		SECTOR 3		LAP TIME	MPH	DIFF	TIME OF DAY
1 -						65.3	5:30.643	39.85	2:47.135	11:40:29.415
2 -	1:25.818	45.9	1:50.657	67.6	47.478	61.3	4:03.953	54.01	1:20.445	11:44:33.368
3 -	53.116	95.3	1:24.997	120.2	36.864	77.5	2:54.977	75.31	11.469	11:47:28.345
4 -	50.893	93.8	1:23.852	116.7	38.212	73.4	2:52.957	76.19	9.449	11:50:21.302
5 -	51.047	105.5	1:37.737	120.9	46.631	63.0	3:15.415	67.43	31.907	11:53:36.717
6 -	56.098	97.3	1:21.096	112.5	36.785	76.6	2:53.979	75.74	10.471	11:56:30.696
7 -	52.119	111.8	1:21.165	122.0	36.404	75.4	2:49.688	77.65	6.180	11:59:20.384
8 -	51.231	102.9	1:23.051	117.9	36.383	75.6	2:50.665	77.21	7.157	12:02:11.049
9 -	51.026	108.4	1:21.980	111.8	37.508	66.8	2:50.514	77.28	7.006	12:05:01.563
10 -	OUTLAP			121.7	36.002	79.4	4:34.357	48.03	1:50.849	12:09:35.920
11 -	50.251	112.2	1:25.006	122.4	36.099	79.5	2:51.356	76.90	7.848	12:12:27.276
12 -	50.840	103.7	1:20.863	***123.3***	35.190	80.6	2:46.893	78.95	3.385	12:15:14.169
13 -	52.451	89.9	1:24.678	122.2	35.721	73.2	2:52.850	76.23	9.342	12:18:07.019
14 -	50.740	112.2	1:19.259	123.1	***34.818***	***81.2***	2:44.817 **(3)**	79.95	1.309	12:20:51.836
15 -	50.457	110.9	1:20.391	123.1	35.505	80.9	2:46.353	79.21	2.845	12:23:38.189
16 -	***49.343***	100.4	1:19.145	112.5	35.020	80.5	***2:43.508*** **(1)**	***80.59***		***12:26:21.697***
17 -	49.798	***115.9***	***1:18.394***	122.6	36.031	72.0	2:44.223 **(2)**	80.24	0.715	12:29:05.920

P30 77 T1B ALLEN / ROBERTS Alfa Romeo 2000 GTV

IDEAL LAP TIME : 2:50.659 BEST LAP TIME : 2:50.720 DIFFERENCE : 0.061

LAP	SECTOR 1		SECTOR 2		SECTOR 3		LAP TIME	MPH	DIFF	TIME OF DAY
1 -						56.8	5:32.230	39.66	2:41.510	11:40:31.002
2 -	1:26.327	52.5	1:52.527	81.1	44.942	64.2	4:03.796	54.05	1:13.076	11:44:34.798
3 -	53.555	102.6	1:26.341	***108.9***	36.852	77.0	2:56.748	74.55	6.028	11:47:31.546
4 -	52.094	104.6	1:25.464	108.5	37.960	68.8	2:55.518	75.07	4.798	11:50:27.064
5 -	53.753	104.0	1:24.646	107.8	37.309	78.8	2:55.708	74.99	4.988	11:53:22.772
6 -	52.367	103.4	1:25.888	107.7	36.020	77.8	2:54.275 **(3)**	75.61	3.555	11:56:17.047
7 -	***51.697***	103.2	1:24.534	107.8	35.704	***79.5***	2:51.935 **(2)**	76.64	1.215	11:59:08.982
8 -	51.758	103.4	***1:23.610***	108.0	***35.352***	78.8	***2:50.720*** **(1)**	***77.18***		***12:01:59.702***
9 -	OUTLAP			105.5	39.027	75.0	5:01.243	43.74	2:10.523	12:07:00.945
10 -	55.087	98.2	1:27.469	107.5	37.236	77.4	2:59.792	73.29	9.072	12:10:00.737
11 -	54.012	103.2	1:25.939	108.2	36.937	78.3	2:56.888	74.49	6.168	12:12:57.625
12 -	53.220	103.2	1:27.240	107.5	37.357	73.9	2:57.817	74.10	7.097	12:15:55.442
13 -	53.992	98.2	1:27.301	108.0	37.935	69.1	2:59.228	73.52	8.508	12:18:54.670
14 -	54.314	***104.8***	1:25.446	107.8	37.496	74.8	2:57.256	74.34	6.536	12:21:51.926
15 -	53.156	103.2	1:25.579	107.7	36.761	74.2	2:55.496	75.08	4.776	12:24:47.422
16 -	53.151	102.1	1:24.966	108.0	36.668	77.7	2:54.785	75.39	4.065	12:27:42.207

P31 120 H4BI Carey MCMAHON Ford Sierra Cosworth RS500

IDEAL LAP TIME : 2:19.972 BEST LAP TIME : 2:21.237 DIFFERENCE : 1.265

LAP	SECTOR 1		SECTOR 2		SECTOR 3		LAP TIME	MPH	DIFF	TIME OF DAY
1 -						70.7	5:07.212	42.89	2:45.975	11:40:05.984
2 -	1:24.530	61.6	1:57.411	79.7	48.111	80.3	4:10.052	52.70	1:48.815	11:44:16.036
3 -	45.906	129.5	1:10.575	136.1	31.744	95.3	2:28.225	88.90	6.988	11:46:44.261
4 -	43.022	134.2	1:08.898	143.0	30.475	101.0	2:22.395	92.54	1.158	11:49:06.656
5 -	42.586	125.4	1:09.146	147.1	30.482	100.1	2:22.214 **(3)**	92.66	0.977	11:51:28.870
6 -	43.256	133.9	1:09.149	145.5	31.204	99.7	2:23.609	91.76	2.372	11:53:52.479
7 -	42.994	133.6	1:09.733	143.3	30.775	92.9	2:23.502	91.83	2.265	11:56:15.981
8 -	43.147	121.5	1:09.580	144.6	31.175	93.2	2:23.902	91.57	2.665	11:58:39.883
9 -	43.105	128.5	1:48.085	55.3	35.815	99.8	3:07.005	70.46	45.768	12:01:46.888
10 -	OUTLAP			147.4	***29.508***	99.4	4:10.257	52.65	1:49.020	12:05:57.145
11 -	42.859	137.2	***1:08.028***	***148.7***	30.350	91.5	***2:21.237*** **(1)**	***93.30***		***12:08:18.382***
12 -	44.265	132.6	10:10.055	115.3	32.861	93.5	11:27.181	19.17	9:05.944	12:19:45.563
13 -	44.728	129.8	1:09.853	141.2	30.517	97.6	2:25.098	90.81	3.861	12:22:10.661
14 -	43.895	128.8	1:12.358	141.2	29.981	***101.2***	2:26.234	90.11	4.997	12:24:36.895
15 -	42.999	133.4	1:08.273	147.1	30.567	84.7	2:21.839 **(2)**	92.90	0.602	12:26:58.734

Weather / Track : Cloudy / Drying

Silverstone GP
Circuit Length = 3.6604 miles
Start: 11:34 Flag 12:26 End: 12:29

Silverstone Classic

Historic Touring Car Challenge

RACE 16 - SECTOR ANALYSIS

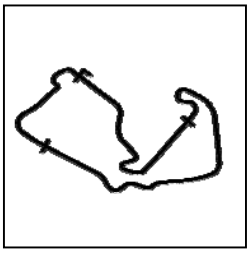

SECTOR 1 = FL to I1, SECTOR 2 = I1 to I2, SECTOR 3 = I2 to FL, DIFF = Difference To Personal Best Lap, P = Crossed Finish Line in Pit Lane, D = Time Disallowed

P32 38 T1A Matthias JOCHER — Volkswagen Golf GTi

IDEAL LAP TIME : 3:03.249 BEST LAP TIME : 3:05.147 DIFFERENCE : 1.898

LAP	SECTOR 1		SECTOR 2		SECTOR 3		LAP TIME	MPH	DIFF	TIME OF DAY
1 -						57.4	5:32.629	39.61	2:27.482	11:40:31.401
2 -	1:26.308	51.5	1:54.068	91.4	43.176	66.1	4:03.552	54.10	58.405	11:44:34.953
3 -	56.699	***92.6***	1:30.684	94.6	38.345	72.1	3:05.728 (3)	70.95	0.581	11:47:40.681
4 -	56.737	91.5	1:30.412	95.4	38.607	***73.1***	3:05.756	70.94	0.609	11:50:46.437
5 -	56.220	90.3	1:32.843	94.7	40.377	72.5	3:09.440	69.56	4.293	11:53:55.877
6 -	***56.066***	90.8	1:31.910	94.7	39.948	72.4	3:07.924	70.12	2.777	11:57:03.801
7 -	OUTLAP			53.8	40.488	71.6	4:49.584	45.50	1:44.437	12:01:53.385
8 -	57.203	90.9	1:30.159	95.8	41.001	63.6	3:08.363	69.95	3.216	12:05:01.748
9 -	58.717	91.6	1:30.730	95.4	37.878	72.7	3:07.325	70.34	2.178	12:08:09.073
10 -	56.514	90.0	1:31.800	***96.8***	37.768	72.6	3:06.082	70.81	0.935	12:11:15.155
11 -	57.495	91.6	1:29.902	95.0	***37.750***	71.6	***3:05.147*** (1)	***71.17***		***12:14:20.302***
12 -	56.296	91.0	1:50.654	51.8	47.100	61.1	3:34.050	61.56	28.903	12:17:54.352
13 -	58.337	91.8	***1:29.433***	94.5	40.805	72.0	3:08.575	69.88	3.428	12:21:02.927
14 -	56.583	91.0	1:31.124	95.0	38.174	72.0	3:05.881	70.89	0.734	12:24:08.808
15 -	58.146	91.1	1:29.443	96.6	37.878	71.5	3:05.467 (2)	71.05	0.320	12:27:14.275

P33 66 H4B H.WHALE / N. WHALE — BMW M3 E30

IDEAL LAP TIME : 2:19.863 BEST LAP TIME : 2:20.142 DIFFERENCE : 0.279

LAP	SECTOR 1		SECTOR 2		SECTOR 3		LAP TIME	MPH	DIFF	TIME OF DAY
1 -						49.9	5:04.785	43.23	2:44.643	11:40:03.557
2 -	1:25.679	61.1	1:57.018	68.4	47.819	89.8	4:10.516	52.60	1:50.374	11:44:14.073
3 -	45.692	123.1	1:09.361	132.8	29.614	97.1	2:24.667	91.09	4.525	11:46:38.740
4 -	42.336	126.8	1:08.510	132.1	29.683	98.6	2:20.529 (3)	93.77	0.387	11:48:59.269
5 -	42.390	125.6	1:08.313	132.6	29.775	97.5	2:20.478 (2)	93.80	0.336	11:51:19.747
6 -	***42.324***	127.8	1:08.323	131.5	29.495	98.5	***2:20.142*** (1)	***94.03***		***11:53:39.889***
7 -	42.325	128.5	1:08.504	133.4	29.985	***99.2***	2:20.814	93.58	0.672	11:56:00.703
8 -	42.470	126.8	***1:08.081***	***134.7***	30.665	98.1	2:21.216	93.31	1.074	11:58:21.919
9 -	OUTLAP			104.2	32.745	97.2	4:19.045	50.87	1:58.903	12:02:40.964
10 -	42.755	123.8	1:08.179	131.5	30.488	87.7	2:21.422	93.18	1.280	12:05:02.386
11 -	44.874	123.1	1:08.341	131.5	29.925	96.6	2:23.140	92.06	2.998	12:07:25.526
12 -	42.444	125.9	1:08.115	132.1	30.001	98.3	2:20.560	93.75	0.418	12:09:46.086
13 -	42.546	126.8	1:08.731	131.3	***29.458***	98.9	2:20.735	93.63	0.593	12:12:06.821
14 -	42.957	***128.8***	1:09.422	132.8	33.442	84.7	2:25.821	90.36	5.679	12:14:32.642
15 -	51.277	98.2	1:46.914	48.6	41.368	88.3	3:19.559	66.03	59.417	12:17:52.201
16 -	44.510	125.6	1:08.973	131.5	29.536	***99.2***	2:23.019	92.14	2.877	12:20:15.220
17 -	42.600	125.6	1:08.354	131.3	29.623	98.3	2:20.577	93.74	0.435	12:22:35.797
18 -	42.451	126.1	1:09.809	130.5	29.745	96.8	2:22.005	92.79	1.863	12:24:57.802

P34 221 H2C Alex ELLIOTT — BMW 3.0 CSL

IDEAL LAP TIME : 2:34.790 BEST LAP TIME : 2:35.214 DIFFERENCE : 0.424

LAP	SECTOR 1		SECTOR 2		SECTOR 3		LAP TIME	MPH	DIFF	TIME OF DAY
1 -						58.2	5:27.323	40.25	2:52.109	11:40:26.095
2 -	1:25.646	50.6	1:50.455	73.0	46.888	73.8	4:02.989	54.23	1:27.775	11:44:29.084
3 -	50.709	105.3	1:17.010	125.6	35.552	85.2	2:43.271 (3)	80.71	8.057	11:47:12.355
4 -	47.485	***117.3***	***1:14.790***	***126.6***	***32.939***	88.8	***2:35.214*** (1)	***84.90***		***11:49:47.569***
5 -	48.097	115.1	1:28.036	89.9	40.290	64.5	2:56.423	74.69	21.209	11:52:43.992
6 -	OUTLAP			113.7	33.693	***89.9***	10:50.451	20.25	8:15.237	12:03:34.443
7 -	48.798	110.5	1:16.190	108.4	39.368	62.8	2:44.356	80.17	9.142	12:06:18.799
8 -	OUTLAP			102.7	33.475	86.1	5:44.663	38.23	3:09.449	12:12:03.462
9 -	49.567	111.8	1:17.974	108.2	35.532	83.5	2:43.073 (2)	80.80	7.859	12:14:46.535
10 -	51.706	100.4	1:35.497	46.2	41.299	80.4	3:08.502	69.90	33.288	12:17:55.037
11 -	***47.061***	94.9	1:28.878	73.8	35.822	81.1	2:51.761	76.72	16.547	12:20:46.798
12 -	51.566	99.2	1:18.849	99.4	34.835	81.8	2:45.250	79.74	10.036	12:23:32.048
13 -	52.866	89.0	1:20.150	100.7	34.739	78.7	2:47.755	78.55	12.541	12:26:19.803
14 -	49.244	103.2	1:19.042	102.9	37.128	79.7	2:45.414	79.66	10.200	12:29:05.217

Weather / Track : Cloudy / Drying

Silverstone GP
Circuit Length = 3.6604 miles
Start: 11:34 Flag 12:26 End: 12:29

Silverstone Classic

Historic Touring Car Challenge

RACE 16 - SECTOR ANALYSIS

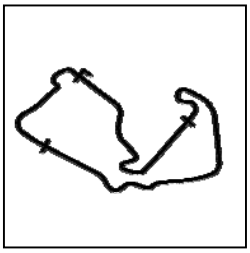

SECTOR 1 = FL to I1, SECTOR 2 = I1 to I2, SECTOR 3 = I2 to FL, DIFF = Difference To Personal Best Lap, P = Crossed Finish Line in Pit Lane, D = Time Disallowed

P35 60 H4B WRIGHT / COYNE — Ford Sierra Cosworth RS500

IDEAL LAP TIME : 2:17.414 BEST LAP TIME : 2:18.428 DIFFERENCE : 1.014

LAP	SECTOR 1		SECTOR 2		SECTOR 3		LAP TIME	MPH	DIFF	TIME OF DAY
1 -							4:58.907	44.08	2:40.479	11:39:57.679
2 -	1:22.392	90.9	2:02.253	61.2	47.144	98.3	4:11.789	52.33	1:53.361	11:44:09.468
3 -	42.576	135.5	1:07.405	151.8	30.391	94.9	2:20.372	93.87	1.944	11:46:29.840
4 -	42.560	***141.8***	***1:05.941***	152.1	30.253	92.3	2:18.754 (2)	94.97	0.326	11:48:48.594
5 -	42.049	141.5	1:06.396	155.7	29.983	101.2	***2:18.428*** (1)	***95.19***		***11:51:07.022***
6 -	***41.706***	134.2	1:07.084	155.7	30.855	99.7	2:19.645 (3)	94.36	1.217	11:53:26.667
7 -	42.610	128.3	1:09.062	140.6	29.950	98.1	2:21.622	93.04	3.194	11:55:48.289
8 -	42.212	132.6	1:08.093	155.3	29.860	***103.2***	2:20.165	94.01	1.737	11:58:08.454
9 -	51.356	76.4	2:09.112	62.3	35.852	99.8	3:36.320	60.91	1:17.892	12:01:44.774
10 -	OUTLAP			153.9	***29.767***	100.9	3:51.653	56.88	1:33.225	12:05:36.427
11 -	43.306	131.0	1:07.622	***156.7***	30.507	92.9	2:21.435	93.17	3.007	12:07:57.862
12 -	43.671	124.5	1:31.271	107.0	37.148	67.9	2:52.090	76.57	33.662	12:10:49.952

P36 20 H3C K.CLARKE / T.CLARKE — Rover SD1

IDEAL LAP TIME : 2:27.800 BEST LAP TIME : 2:28.310 DIFFERENCE : 0.510

LAP	SECTOR 1		SECTOR 2		SECTOR 3		LAP TIME	MPH	DIFF	TIME OF DAY
1 -						70.2	5:14.810	41.85	2:46.500	11:40:13.582
2 -	1:24.478	60.5	1:54.992	82.6	46.588	80.3	4:06.058	53.55	1:37.748	11:44:19.640
3 -	47.809	120.9	1:14.511	124.9	32.386	89.5	2:34.706	85.17	6.396	11:46:54.346
4 -	46.943	116.3	1:13.746	122.9	32.207	91.5	2:32.896	86.18	4.586	11:49:27.242
5 -	***45.357***	119.1	1:12.769	125.4	31.889	90.9	2:30.015 (2)	87.84	1.705	11:51:57.257
6 -	46.111	117.1	1:12.767	125.4	31.423	90.0	2:30.301 (3)	87.67	1.991	11:54:27.558
7 -	45.407	118.5	1:14.430	124.2	32.062	91.0	2:31.899	86.75	3.589	11:56:59.457
8 -	OUTLAP			116.5	32.787	88.4	4:02.271	54.39	1:33.961	12:01:01.728
9 -	48.411	110.5	1:13.140	127.3	31.577	93.2	2:33.128	86.05	4.818	12:03:34.856
10 -	46.094	116.3	1:13.084	123.1	31.833	85.9	2:31.011	87.26	2.701	12:06:05.867
11 -	45.867	116.7	***1:11.765***	***129.0***	***30.678***	***94.1***	***2:28.310*** (1)	***88.85***		***12:08:34.177***
12 -	45.629	115.1	1:12.611	124.9	34.426	64.3	2:32.666	86.31	4.356	12:11:06.843

P37 81 H4B Max GOFF — Ford Sierra Cosworth RS500

IDEAL LAP TIME : 2:18.159 BEST LAP TIME : 2:18.253 DIFFERENCE : 0.094

LAP	SECTOR 1		SECTOR 2		SECTOR 3		LAP TIME	MPH	DIFF	TIME OF DAY
1 -						37.5	5:03.108	43.47	2:44.855	11:40:01.880
2 -	1:24.725	58.6	1:58.786	70.1	47.381	96.1	4:10.892	52.52	1:52.639	11:44:12.772
3 -	44.386	131.8	1:09.162	143.3	29.839	101.0	2:23.387	91.90	5.134	11:46:36.159
4 -	***41.524***	***137.2***	***1:07.156***	***145.5***	29.573	99.4	***2:18.253*** (1)	***95.31***		***11:48:54.412***
5 -	OUTLAP			111.2	35.060	98.1	6:57.073	31.59	4:38.820	11:55:51.485
6 -	43.234	123.5	1:13.592	138.3	32.629	96.9	2:29.455	88.17	11.202	11:58:20.940
7 -	44.189	107.0	2:04.921	57.6	35.174	98.6	3:24.284	64.50	1:06.031	12:01:45.224
8 -	42.108	134.7	1:07.375	141.8	***29.479***	***101.2***	2:18.962 (2)	94.83	0.709	12:04:04.186
9 -	42.078	132.8	1:08.896	141.5	29.726	98.9	2:20.700 (3)	93.65	2.447	12:06:24.886
10 -	43.322	133.1	1:12.141	122.6	31.564	96.2	2:27.027	89.62	8.774	12:08:51.913

P38 123 H2C WOOD / MORGAN — Nissan Skyline R32

IDEAL LAP TIME : 2:19.737 BEST LAP TIME : 2:19.930 DIFFERENCE : 0.193

LAP	SECTOR 1		SECTOR 2		SECTOR 3		LAP TIME	MPH	DIFF	TIME OF DAY
1 -						38.3	5:02.607	43.54	2:42.677	11:40:01.379
2 -	1:24.023	68.8	1:59.357	65.7	47.778	95.5	4:11.158 (3)	52.46	1:51.228	11:44:12.537
3 -	44.404	127.8	1:08.896	***146.2***	30.844	100.0	2:24.144 (2)	91.42	4.214	11:46:36.681
4 -	42.021	***133.6***	***1:08.261***	143.7	***29.648***	***100.6***	***2:19.930*** (1)	***94.17***		***11:48:56.611***
5 -	OUTLAP			77.3	41.786	69.6	18:28.046	11.89	16:08.116	12:07:24.657
6 -	OUTLAP			80.0	41.952	69.5	7:34.780	28.97	5:14.850	12:14:59.437
7 -	OUTLAP			66.8	41.880	74.5	6:08.882	35.72	3:48.952	12:21:08.319

Weather / Track : Cloudy / Drying

Silverstone GP
Circuit Length = 3.6604 miles
Start: 11:34 Flag 12:26 End: 12:29

Silverstone Classic

Historic Touring Car Challenge

RACE 16 - SECTOR ANALYSIS

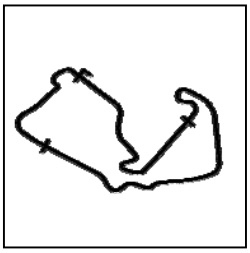

SECTOR 1 = FL to I1, SECTOR 2 = I1 to I2, SECTOR 3 = I2 to FL, DIFF = Difference To Personal Best Lap, P = Crossed Finish Line in Pit Lane, D = Time Disallowed

P39 22 H4B MENSLEY / ELLIS Ford Sierra Cosworth RS500

IDEAL LAP TIME : 2:24.145 BEST LAP TIME : 2:26.236 DIFFERENCE : 2.091

LAP	SECTOR 1		SECTOR 2		SECTOR 3		LAP TIME	MPH	DIFF	TIME OF DAY
1 -						72.2	5:07.921	42.79	2:41.685	11:40:06.693
2 -	1:25.125	59.5	1:56.823	77.4	47.585	79.8	4:09.533 (3)	52.80	1:43.297	11:44:16.226
3 -	43.964	122.0	1:10.727	133.9	36.638	71.3	2:31.329 (2)	87.08	5.093	11:46:47.555
4 -	OUTLAP			***139.2***	32.064	61.2	3:38.727	60.24	1:12.491	11:50:26.282
5 -	45.982	***131.5***	***1:09.709***	126.1	***30.545***	***100.3***	***2:26.236*** **(1)**	***90.11***		***11:52:52.518***

P40 44 INV SMITH / TURKINGTON BMW M3 E30

IDEAL LAP TIME : 3:39.394 BEST LAP TIME : 4:11.924 DIFFERENCE : 32.530

LAP	SECTOR 1		SECTOR 2		SECTOR 3		LAP TIME	MPH	DIFF	TIME OF DAY
1 -						45.1	5:00.742 (2)	43.81	48.818	11:39:59.514
2 -	1:24.152	68.1	***1:59.741***	***50.7***	***48.031***	***83.0***	***4:11.924*** **(1)**	***52.30***		***11:44:11.438***

P41 64 H2AI GORDON / MEADEN Alfa Romeo Alfasud Sprint

IDEAL LAP TIME : 3:34.293 BEST LAP TIME : 4:06.250 DIFFERENCE : 31.957

LAP	SECTOR 1		SECTOR 2		SECTOR 3		LAP TIME	MPH	DIFF	TIME OF DAY
1 -						59.6	5:17.441 (2)	41.51	1:11.191	11:40:16.213
2 -	1:24.944	54.9	***1:54.524***	***74.5***	***46.782***	***71.0***	***4:06.250*** **(1)**	***53.51***		***11:44:22.463***

Weather / Track : Cloudy / Drying

Silverstone GP
Circuit Length = 3.6604 miles
Start: 11:34 Flag 12:26 End: 12:29

Silverstone Classic

Historic Touring Car Challenge

RACE 16 - BEST SECTORS

	SECTOR 1			SECTOR 2			SECTOR 3			IDEAL / BEST COMPARISON					
POS	NO	NAME	TIME	NO	NAME	TIME	NO	NAME	TIME	POS	NO	NAME	IDEAL	BEST	DIFF
												PERFECT LAP	2:15.759		
1	51	LYONS	41.067	51	LYONS	1:05.843	51	LYONS	28.849	1	51	LYONS	2:15.759	2:16.497	0.738
2	1	THOMAS / LOCKIE	41.379	60	WRIGHT / COYNE	1:05.941	1	THOMAS / LOCKIE	29.128	2	1	THOMAS / LOCKIE	2:16.593	2:18.647	2.054
3	81	GOFF	41.524	1	THOMAS / LOCKIE	1:06.086	151	DAVIES	29.248	3	151	DAVIES	2:16.998	2:17.673	0.675
4	151	DAVIES	41.657	151	DAVIES	1:06.093	16	DANCE	29.367	4	60	WRIGHT / COYNE	2:17.414	2:18.428	1.014
5	60	WRIGHT / COYNE	41.706	16	DANCE	1:06.865	66	H.WHALE / N. WHA	29.458	5	16	DANCE	2:18.032	2:18.032	0.000
6	16	DANCE	41.800	81	GOFF	1:07.156	81	GOFF	29.479	6	81	GOFF	2:18.159	2:18.253	0.094
7	123	WOOD / MORGAN	41.828	3	HART / PASTOREL	1:08.022	3	HART / PASTOREL	29.506	7	123	WOOD / MORGAN	2:19.737	2:19.930	0.193
8	66	H.WHALE / N. WHA	42.324	120	MCMAHON	1:08.028	120	MCMAHON	29.508	8	66	H.WHALE / N. WHALE	2:19.863	2:20.142	0.279
9	120	MCMAHON	42.436	66	H.WHALE / N. WHA	1:08.081	10	SMITH / MOULTON	29.581	9	120	MCMAHON	2:19.972	2:21.237	1.265
10	3	HART / PASTOREL	42.555	10	SMITH / MOULTON	1:08.110	123	WOOD / MORGAN	29.648	10	3	HART / PASTORELLI	2:20.083	2:20.083	0.000
11	10	SMITH / MOULTON	42.932	123	WOOD / MORGAN	1:08.261	60	WRIGHT / COYNE	29.767	11	10	SMITH / MOULTON-S	2:20.623	2:21.269	0.646
12	22	MENSLEY / ELLIS	43.891	22	MENSLEY / ELLIS	1:09.709	68	TOMLIN	30.073	12	22	MENSLEY / ELLIS	2:24.145	2:26.236	2.091
13	68	TOMLIN	43.977	11	WAKEMAN / BLAKE	1:10.755	11	WAKEMAN / BLAKE	30.121	13	68	TOMLIN	2:25.011	2:25.767	0.756
14	11	WAKEMAN / BLAKE	44.229	68	TOMLIN	1:10.961	34	WATTS	30.256	14	11	WAKEMAN / BLAKEN	2:25.105	2:26.008	0.903
15	34	WATTS	44.401	34	WATTS	1:11.073	22	MENSLEY / ELLIS	30.545	15	34	WATTS	2:25.730	2:27.613	1.883
16	24	CHR.WILLIAMS / CI	45.003	20	K.CLARKE / T.CLAI	1:11.765	20	K.CLARKE / T.CLAI	30.678	16	20	K.CLARKE / T.CLARK	2:27.800	2:28.310	0.510
17	20	K.CLARKE / T.CLAI	45.357	24	CHR.WILLIAMS / CI	1:12.673	24	CHR.WILLIAMS / CI	31.088	17	24	CHR.WILLIAMS / CHA	2:28.764	2:29.525	0.761
18	21	O.BRYANT / G.BRY	45.686	21	O.BRYANT / G.BRY	1:13.029	115	CUTLER	32.082	18	21	O.BRYANT / G.BRYA	2:30.920	2:31.195	0.275
19	12	GILL	46.407	115	CUTLER	1:14.637	21	O.BRYANT / G.BRY	32.205	19	115	CUTLER	2:33.210	2:34.221	1.011
20	115	CUTLER	46.491	221	ELLIOTT	1:14.790	43	I.GUEST / F.GUEST	32.258	20	221	ELLIOTT	2:34.790	2:35.214	0.424
21	4	OVERINGTON / ST	46.494	15	SPIERS	1:15.400	8	WHITAKER	32.424	21	4	OVERINGTON / STEV	2:35.080	2:37.326	2.246
22	221	ELLIOTT	47.061	41	POCHCIOL / HANS	1:15.467	41	POCHCIOL / HANS	32.435	22	41	POCHCIOL / HANSOI	2:35.259	2:36.372	1.113
23	32	J.BROWN / C.BROV	47.252	4	OVERINGTON / ST	1:15.574	15	SPIERS	32.620	23	15	SPIERS	2:35.342	2:35.781	0.439
24	8	WHITAKER	47.317	8	WHITAKER	1:15.621	2	KEEN / MCALPINE	32.620	24	8	WHITAKER	2:35.362	2:35.936	0.574
25	15	SPIERS	47.322	32	J.BROWN / C.BROV	1:15.667	32	J.BROWN / C.BROV	32.828	25	32	J.BROWN / C.BROWI	2:35.747	2:35.747	0.000
26	41	POCHCIOL / HANS	47.357	43	I.GUEST / F.GUEST	1:16.206	221	ELLIOTT	32.939	26	43	I.GUEST / F.GUEST	2:36.407	2:37.107	0.700
27	2	KEEN / MCALPINE	47.360	7	SLAUGHTER	1:16.519	4	OVERINGTON / ST	33.012	27	2	KEEN / MCALPINE	2:37.113	2:38.816	1.703
28	43	I.GUEST / F.GUEST	47.943	2	KEEN / MCALPINE	1:17.133	173	DANBY / WATTS	33.442	28	12	GILL	2:37.326	2:39.096	1.770
29	7	SLAUGHTER	48.058	12	GILL	1:17.201	7	SLAUGHTER	33.482	29	7	SLAUGHTER	2:38.059	2:39.220	1.161
30	26	S.DRABBLE / A.DR.	48.905	26	S.DRABBLE / A.DR.	1:18.115	12	GILL	33.718	30	26	S.DRABBLE / A.DRAE	2:40.774	2:42.204	1.430
31	173	DANBY / WATTS	49.052	75	WHITE	1:18.394	26	S.DRABBLE / A.DR.	33.754	31	173	DANBY / WATTS	2:41.131	2:41.257	0.126
32	75	WHITE	49.343	173	DANBY / WATTS	1:18.637	48	BENN	34.471	32	75	WHITE	2:42.555	2:43.508	0.953
33	14	CLAYSON	50.192	14	CLAYSON	1:20.037	14	CLAYSON	34.781	33	48	BENN	2:44.916	2:46.364	1.448
34	48	BENN	50.281	48	BENN	1:20.164	75	WHITE	34.818	34	14	CLAYSON	2:45.010	2:45.010	0.000
35	44	SMITH / TURKINGT	51.622	77	ALLEN / ROBERTS	1:23.610	77	ALLEN / ROBERTS	35.352	35	77	ALLEN / ROBERTS	2:50.659	2:50.720	0.061
36	77	ALLEN / ROBERTS	51.697	38	JOCHER	1:29.433	38	JOCHER	37.750	36	38	JOCHER	3:03.249	3:05.147	1.898
37	64	GORDON / MEADE	52.987	64	GORDON / MEADE	1:54.524	64	GORDON / MEADE	46.782	37	64	GORDON / MEADEN	3:34.293	4:06.250	31.957
38	38	JOCHER	56.066	44	SMITH / TURKINGT	1:59.741	44	SMITH / TURKINGT	48.031	38	44	SMITH / TURKINGTO	3:39.394	4:11.924	32.530
39										39	57	GOMM		2:33.388	
40										40	94	BECHTOLSHEIMER		2:28.600	
41										41	122	CHRISTOPHER / MIC		2:37.232	
42															

Weather / Track : Cloudy / Drying

Silverstone GP
Circuit Length = 3.6604 miles
Start: 11:34 Flag 12:26 End: 12:29

Results can be found at www.tsl-timing.com

Printed - 12:30 Sunday, 28 July 2019

Silverstone Classic

Historic Touring Car Challenge

RACE 16 - BEST SPEEDS

	INTERMEDIATE 1			INTERMEDIATE 2			FINISH LINE		
POS	NO	NAME	MPH	NO	NAME	MPH	NO	NAME	MPH
1	1	THOMAS / LOCKIE	145.5	60	WRIGHT / COYNE	156.7	60	WRIGHT / COYNE	103.2
2	151	DAVIES	144.9	151	DAVIES	153.5	1	THOMAS / LOCKIE	103.0
3	51	LYONS	141.8	1	THOMAS / LOCKIE	149.7	151	DAVIES	102.2
4	60	WRIGHT / COYNE	141.8	51	LYONS	149.1	51	LYONS	101.8
5	120	MCMAHON	138.3	120	MCMAHON	148.7	16	DANCE	101.8
6	81	GOFF	137.2	123	WOOD / MORGAN	146.2	120	MCMAHON	101.2
7	16	DANCE	136.3	81	GOFF	145.5	81	GOFF	101.2
8	3	HART / PASTORELLI	134.2	16	DANCE	145.2	123	WOOD / MORGAN	100.6
9	123	WOOD / MORGAN	133.6	3	HART / PASTORELLI	141.5	22	MENSLEY / ELLIS	100.3
10	22	MENSLEY / ELLIS	131.5	22	MENSLEY / ELLIS	139.2	3	HART / PASTORELLI	99.8
11	66	H.WHALE / N. WHALE	128.8	21	O.BRYANT / G.BRYANT	136.3	66	H.WHALE / N. WHALE	99.2
12	10	SMITH / MOULTON-SMITH	127.8	66	H.WHALE / N. WHALE	134.7	10	SMITH / MOULTON-SMITH	98.3
13	21	O.BRYANT / G.BRYANT	126.3	10	SMITH / MOULTON-SMITH	132.8	68	TOMLIN	95.5
14	11	WAKEMAN / BLAKENEY-EDWAF	124.9	11	WAKEMAN / BLAKENEY-EDWAF	130.8	34	WATTS	94.9
15	34	WATTS	122.4	32	J.BROWN / C.BROWN	129.5	11	WAKEMAN / BLAKENEY-EDWAF	94.3
16	12	GILL	122.2	20	K.CLARKE / T.CLARKE	129.0	20	K.CLARKE / T.CLARKE	94.1
17	20	K.CLARKE / T.CLARKE	122.2	15	SPIERS	128.5	115	CUTLER	91.9
18	68	TOMLIN	121.7	68	TOMLIN	127.5	24	CHR.WILLIAMS / CHA.WILLIAMS	91.3
19	32	J.BROWN / C.BROWN	121.7	34	WATTS	127.0	21	O.BRYANT / G.BRYANT	90.1
20	15	SPIERS	121.1	12	GILL	127.0	221	ELLIOTT	89.9
21	41	POCHCIOL / HANSON	120.4	221	ELLIOTT	126.6	4	OVERINGTON / STEVENS	89.7
22	7	SLAUGHTER	120.4	24	CHR.WILLIAMS / CHA.WILLIAMS	125.9	32	J.BROWN / C.BROWN	89.1
23	24	CHR.WILLIAMS / CHA.WILLIAMS	120.2	7	SLAUGHTER	125.9	2	KEEN / MCALPINE	88.7
24	115	CUTLER	118.9	8	WHITAKER	125.6	15	SPIERS	87.3
25	4	OVERINGTON / STEVENS	118.1	2	KEEN / MCALPINE	125.6	43	I.GUEST / F.GUEST	87.3
26	8	WHITAKER	117.9	41	POCHCIOL / HANSON	125.2	8	WHITAKER	86.8
27	221	ELLIOTT	117.3	4	OVERINGTON / STEVENS	125.2	7	SLAUGHTER	86.2
28	2	KEEN / MCALPINE	116.9	75	WHITE	123.3	41	POCHCIOL / HANSON	85.3
29	75	WHITE	115.9	115	CUTLER	122.9	26	S.DRABBLE / A.DRABBLE	85.1
30	43	I.GUEST / F.GUEST	114.1	43	I.GUEST / F.GUEST	122.4	12	GILL	85.0
31	26	S.DRABBLE / A.DRABBLE	113.1	26	S.DRABBLE / A.DRABBLE	118.7	173	DANBY / WATTS	85.0
32	48	BENN	111.1	48	BENN	118.3	48	BENN	83.7
33	173	DANBY / WATTS	109.8	14	CLAYSON	115.5	44	SMITH / TURKINGTON	83.0
34	14	CLAYSON	106.8	173	DANBY / WATTS	113.7	14	CLAYSON	82.8
35	77	ALLEN / ROBERTS	104.8	77	ALLEN / ROBERTS	108.9	75	WHITE	81.2
36	44	SMITH / TURKINGTON	100.0	38	JOCHER	96.8	77	ALLEN / ROBERTS	79.5
37	64	GORDON / MEADEN	97.3	64	GORDON / MEADEN	74.5	38	JOCHER	73.1
38	38	JOCHER	92.6	44	SMITH / TURKINGTON	50.7	64	GORDON / MEADEN	71.0
39									
40									
41									
42									

Weather / Track : Cloudy / Drying

Silverstone GP
Circuit Length = 3.6604 miles
Start: 11:34 Flag 12:26 End: 12:29

Results can be found at www.tsl-timing.com

Printed - 12:30 Sunday, 28 July 2019

Silverstone Classic

Historic Touring Car Challenge

RACE 16 - STATISTICS

Competitors Started	42
Planned Start	2019-07-28 @ 11:23:00.000
Actual Start	2019-07-28 @ 11:34:58.772
Finish Time	2019-07-28 @ 12:26:52.379
Track Length	3.6604mi.
Total Laps	649
Total Distance Covered	2375.6630mi.

Session Fastest Lap History

NO	CL	NAME	LAP TIME	TIME OF DAY	LAP	VEHICLE
51	H4B	**Michael LYONS**	**4:57.813**	11:39:56.601	1	Ford Sierra Cosworth RS500
51	H4B	**Michael LYONS**	**4:11.583**	11:44:08.180	2	Ford Sierra Cosworth RS500
16	H2C	**Steve DANCE**	**4:11.415**	11:44:10.256	2	Ford Capri
1	H4B	**THOMAS / LOCKIE**	**4:10.885**	11:44:11.915	2	Ford Sierra Cosworth RS500
151	H4B	**Craig DAVIES**	**4:10.763**	11:44:13.781	2	Ford Sierra Cosworth RS500
66	H4B	**H.WHALE / N. WHALE**	**4:10.516**	11:44:14.079	2	BMW M3 E30
120	H4BI	**Carey MCMAHON**	**4:10.052**	11:44:16.044	2	Ford Sierra Cosworth RS500
22	H4B	**MENSLEY / ELLIS**	**4:09.533**	11:44:16.238	2	Ford Sierra Cosworth RS500
10	H4B	**SMITH / MOULTON-SMITH**	**4:09.281**	11:44:16.962	2	BMW M3 E30
3	H2C	**HART / PASTORELLI**	**4:09.028**	11:44:17.376	2	Ford Capri RS3100
34	H3B	**Patrick WATTS**	**4:07.676**	11:44:17.585	2	MG Metro Turbo
12	H2B	**Ben GILL**	**4:05.927**	11:44:18.737	2	Ford Escort Mk1
24	H3C	**CHR.WILLIAMS / CHA.WILLIAMS**	**4:05.387**	11:44:20.244	2	Rover SD1
15	T2C	**John SPIERS**	**4:04.695**	11:44:23.974	2	Ford Capri
8	T2C	**Mike WHITAKER**	**4:04.120**	11:44:24.905	2	Ford Capri
43	H3B	**I.GUEST / F.GUEST**	**4:04.083**	11:44:25.135	2	Alfa Romeo GT V6
32	T2C	**J.BROWN / C.BROWN**	**4:03.603**	11:44:26.110	2	Ford Capri
7	T2C	**James SLAUGHTER**	**4:03.392**	11:44:27.401	2	Ford Capri Mk3s
173	H4AI	**DANBY / WATTS**	**4:02.664**	11:44:28.262	2	Toyota Corolla 1600 GT
51	H4B	**Michael LYONS**	**2:18.639**	11:46:26.820	3	Ford Sierra Cosworth RS500
51	H4B	**Michael LYONS**	**2:17.981**	11:48:44.799	4	Ford Sierra Cosworth RS500
51	H4B	**Michael LYONS**	**2:16.937**	11:51:01.736	5	Ford Sierra Cosworth RS500
51	H4B	**Michael LYONS**	**2:16.799**	12:07:07.599	11	Ford Sierra Cosworth RS500
51	H4B	**Michael LYONS**	**2:16.632**	12:20:00.095	16	Ford Sierra Cosworth RS500
51	H4B	**Michael LYONS**	**2:16.497**	12:22:16.591	17	Ford Sierra Cosworth RS500

Session Leader History

NO	CL	NAME	FROM LAP	LAPS LED	DISTANCE	VEHICLE
51	H4B	**Michael LYONS**	1	8	29.28 miles	Ford Sierra Cosworth RS500
60	H4B	**WRIGHT / COYNE**	9	1	3.66 miles	Ford Sierra Cosworth RS500
51	H4B	**Michael LYONS**	10	10	36.60 miles	Ford Sierra Cosworth RS500

Flag History

TYPE	TIME OF DAY
GREEN	11:34:58.772
SAFETY	11:34:58.773
GREEN	11:40:39.567
SAFETY	11:57:47.845
GREEN	12:01:31.407
SAFETY	12:14:32.609
GREEN	12:17:42.313
FINISH	12:26:52.379

Flag Statistics

TYPE	COUNT	TOTAL LAPS	TOTAL TIME
Green	4	17	42:09.215
Red	0	0	0.000
Safety Car	3	2	12:34.059
FCY	0	0	0.000

Silverstone GP
Circuit Length = 3.6604 miles
Start: 11:34 Flag 12:26 End: 12:29

Weather / Track : Cloudy / Drying

These results are provisional until the conclusion of any judicial and technical matters.

Clerk Of Course :		Timekeeper :

Silverstone Classic

Historic Touring Car Challenge

RACE 16 - STATISTICS

CLASS : H4B

8 Starters

Fastest Lap History

NO	NAME	LAP TIME	TIME OF DAY	LAP	VEHICLE
51	**Michael LYONS**	**4:57.813**	11:39:56.601	1	Ford Sierra Cosworth RS500
51	**Michael LYONS**	**4:11.583**	11:44:08.180	2	Ford Sierra Cosworth RS500
1	**THOMAS / LOCKIE**	**4:10.885**	11:44:11.915	2	Ford Sierra Cosworth RS500
151	**Craig DAVIES**	**4:10.763**	11:44:13.781	2	Ford Sierra Cosworth RS500
66	**H.WHALE / N. WHALE**	**4:10.516**	11:44:14.079	2	BMW M3 E30
22	**MENSLEY / ELLIS**	**4:09.533**	11:44:16.238	2	Ford Sierra Cosworth RS500
10	**SMITH / MOULTON-SMITH**	**4:09.281**	11:44:16.962	2	BMW M3 E30
51	**Michael LYONS**	**2:18.639**	11:46:26.820	3	Ford Sierra Cosworth RS500
51	**Michael LYONS**	**2:17.981**	11:48:44.799	4	Ford Sierra Cosworth RS500
51	**Michael LYONS**	**2:16.937**	11:51:01.736	5	Ford Sierra Cosworth RS500
51	**Michael LYONS**	**2:16.799**	12:07:07.599	11	Ford Sierra Cosworth RS500
51	**Michael LYONS**	**2:16.632**	12:20:00.095	16	Ford Sierra Cosworth RS500
51	**Michael LYONS**	**2:16.497**	12:22:16.591	17	Ford Sierra Cosworth RS500

Leader History

NO	NAME	FROM LAP	LAPS LED	DISTANCE	VEHICLE
51	**Michael LYONS**	1	8	29.28 miles	Ford Sierra Cosworth RS500
60	**WRIGHT / COYNE**	9	1	3.66 miles	Ford Sierra Cosworth RS500
51	**Michael LYONS**	10	10	36.60 miles	Ford Sierra Cosworth RS500

Silverstone GP

Weather / Track : Cloudy / Drying

Circuit Length = 3.6604 miles

These results are provisional until the conclusion of any judicial and technical matters.

Start: 11:34 Flag 12:26 End: 12:29

Clerk Of Course :		Timekeeper :

Silverstone Classic

Historic Touring Car Challenge

RACE 16 - STATISTICS

CLASS : H2CI

1 Starters

Fastest Lap History

NO	NAME	LAP TIME	TIME OF DAY	LAP	VEHICLE
2	**KEEN / MCALPINE**	**5:18.040**	11:40:16.825	1	Ford Capri
2	**KEEN / MCALPINE**	**4:05.992**	11:44:22.816	2	Ford Capri
2	**KEEN / MCALPINE**	**2:42.884**	11:47:05.698	3	Ford Capri
2	**KEEN / MCALPINE**	**2:41.268**	11:49:46.966	4	Ford Capri
2	**KEEN / MCALPINE**	**2:38.816**	11:52:25.780	5	Ford Capri

Leader History

NO	NAME	FROM LAP	LAPS LED	DISTANCE	VEHICLE
2	**KEEN / MCALPINE**	1	17	62.22 miles	Ford Capri

Silverstone GP

Weather / Track : Cloudy / Drying

Circuit Length = 3.6604 miles

These results are provisional until the conclusion of any judicial and technical matters.

Start: 11:34 Flag 12:26 End: 12:29

Clerk Of Course :		Timekeeper :

Silverstone Classic

Historic Touring Car Challenge

RACE 16 - STATISTICS

CLASS : H2C

9 Starters

Fastest Lap History

NO	NAME	LAP TIME	TIME OF DAY	LAP	VEHICLE
16	**Steve DANCE**	**5:00.060**	11:39:58.851	1	Ford Capri
16	**Steve DANCE**	**4:11.415**	11:44:10.256	2	Ford Capri
123	**WOOD / MORGAN**	**4:11.158**	11:44:12.552	2	Nissan Skyline R32
3	**HART / PASTORELLI**	**4:09.028**	11:44:17.376	2	Ford Capri RS3100
11	**WAKEMAN / BLAKENEY-EDWARDS**	**4:06.971**	11:44:18.962	2	Rover SD1
221	**Alex ELLIOTT**	**4:02.989**	11:44:29.098	2	BMW 3.0 CSL
16	**Steve DANCE**	**2:23.243**	11:46:33.498	3	Ford Capri
16	**Steve DANCE**	**2:21.224**	11:48:54.722	4	Ford Capri
123	**WOOD / MORGAN**	**2:19.930**	11:48:56.628	4	Nissan Skyline R32
16	**Steve DANCE**	**2:19.635**	11:51:14.358	5	Ford Capri
16	**Steve DANCE**	**2:19.078**	12:07:10.041	11	Ford Capri
16	**Steve DANCE**	**2:18.032**	12:20:04.115	16	Ford Capri

Leader History

NO	NAME	FROM LAP	LAPS LED	DISTANCE	VEHICLE
16	**Steve DANCE**	1	19	69.54 miles	Ford Capri

Silverstone GP

Weather / Track : Cloudy / Drying

Circuit Length = 3.6604 miles

These results are provisional until the conclusion of any judicial and technical matters.

Start: 11:34 Flag 12:26 End: 12:29

Clerk Of Course :		Timekeeper :

Silverstone Classic

Historic Touring Car Challenge

RACE 16 - STATISTICS

CLASS : T2C

7 Starters

Fastest Lap History

NO	NAME	LAP TIME	TIME OF DAY	LAP	VEHICLE
41	**POCHCIOL / HANSON**	**5:19.840**	11:40:18.623	1	Ford Capri
15	**John SPIERS**	**4:04.695**	11:44:23.974	2	Ford Capri
8	**Mike WHITAKER**	**4:04.120**	11:44:24.905	2	Ford Capri
32	**J.BROWN / C.BROWN**	**4:03.603**	11:44:26.110	2	Ford Capri
7	**James SLAUGHTER**	**4:03.392**	11:44:27.401	2	Ford Capri Mk3s
15	**John SPIERS**	**2:42.598**	11:47:06.570	3	Ford Capri
15	**John SPIERS**	**2:40.074**	11:49:46.645	4	Ford Capri
8	**Mike WHITAKER**	**2:39.886**	11:49:50.412	4	Ford Capri
8	**Mike WHITAKER**	**2:39.873**	11:52:30.287	5	Ford Capri
122	**CHRISTOPHER / MICHAEL**	**2:39.863**	11:55:16.120	6	Ford Capri
8	**Mike WHITAKER**	**2:39.555**	11:57:52.180	7	Ford Capri
41	**POCHCIOL / HANSON**	**2:39.517**	12:04:50.688	9	Ford Capri
8	**Mike WHITAKER**	**2:38.785**	12:05:02.264	9	Ford Capri
41	**POCHCIOL / HANSON**	**2:37.103**	12:07:27.791	10	Ford Capri
41	**POCHCIOL / HANSON**	**2:36.617**	12:10:04.408	11	Ford Capri
8	**Mike WHITAKER**	**2:36.243**	12:10:18.703	11	Ford Capri
8	**Mike WHITAKER**	**2:35.978**	12:12:54.681	12	Ford Capri
8	**Mike WHITAKER**	**2:35.936**	12:20:59.867	15	Ford Capri
32	**J.BROWN / C.BROWN**	**2:35.747**	12:28:19.526	17	Ford Capri

Leader History

NO	NAME	FROM LAP	LAPS LED	DISTANCE	VEHICLE
41	**POCHCIOL / HANSON**	1	1	3.66 miles	Ford Capri
15	**John SPIERS**	2	6	21.96 miles	Ford Capri
75	**Jonathan WHITE**	8	1	3.66 miles	Ford Capri Mk3
41	**POCHCIOL / HANSON**	9	10	36.60 miles	Ford Capri

Silverstone GP

Weather / Track : Cloudy / Drying

Circuit Length = 3.6604 miles

These results are provisional until the conclusion of any judicial and technical matters.

Start: 11:34 Flag 12:26 End: 12:29

Clerk Of Course :		Timekeeper :

Silverstone Classic

Historic Touring Car Challenge

RACE 16 - STATISTICS

CLASS : H2B

3 Starters

Fastest Lap History

NO	NAME	LAP TIME	TIME OF DAY	LAP	VEHICLE
68	**David TOMLIN**	**5:10.633**	11:40:09.412	1	Ford Escort RS1800
68	**David TOMLIN**	**4:08.511**	11:44:17.922	2	Ford Escort RS1800
12	**Ben GILL**	**4:05.927**	11:44:18.737	2	Ford Escort Mk1
68	**David TOMLIN**	**2:31.570**	11:46:49.491	3	Ford Escort RS1800
68	**David TOMLIN**	**2:27.600**	11:49:17.090	4	Ford Escort RS1800
68	**David TOMLIN**	**2:26.006**	11:51:43.097	5	Ford Escort RS1800
68	**David TOMLIN**	**2:25.999**	11:54:09.096	6	Ford Escort RS1800
68	**David TOMLIN**	**2:25.820**	12:05:35.872	10	Ford Escort RS1800
68	**David TOMLIN**	**2:25.767**	12:23:03.324	17	Ford Escort RS1800

Leader History

NO	NAME	FROM LAP	LAPS LED	DISTANCE	VEHICLE
68	**David TOMLIN**	1	19	69.54 miles	Ford Escort RS1800

Silverstone GP

Weather / Track : Cloudy / Drying

Circuit Length = 3.6604 miles

These results are provisional until the conclusion of any judicial and technical matters.

Start: 11:34 Flag 12:26 End: 12:29

Clerk Of Course :		Timekeeper :

Silverstone Classic

Historic Touring Car Challenge

RACE 16 - STATISTICS

CLASS : T2B

1 Starters

Fastest Lap History

NO	NAME	LAP TIME	TIME OF DAY	LAP	VEHICLE
14	**Paul CLAYSON**	**5:29.099**	11:40:27.874	1	Alfa Romeo GT V6
14	**Paul CLAYSON**	**4:04.248**	11:44:32.122	2	Alfa Romeo GT V6
14	**Paul CLAYSON**	**2:54.488**	11:47:26.609	3	Alfa Romeo GT V6
14	**Paul CLAYSON**	**2:51.966**	11:53:13.694	5	Alfa Romeo GT V6
14	**Paul CLAYSON**	**2:50.207**	11:58:57.421	7	Alfa Romeo GT V6
14	**Paul CLAYSON**	**2:47.307**	12:06:05.744	9	Alfa Romeo GT V6
14	**Paul CLAYSON**	**2:46.680**	12:14:31.996	12	Alfa Romeo GT V6
14	**Paul CLAYSON**	**2:45.010**	12:28:59.690	17	Alfa Romeo GT V6

Leader History

NO	NAME	FROM LAP	LAPS LED	DISTANCE	VEHICLE
14	**Paul CLAYSON**	1	17	62.22 miles	Alfa Romeo GT V6

Silverstone GP

Weather / Track : Cloudy / Drying

Circuit Length = 3.6604 miles

These results are provisional until the conclusion of any judicial and technical matters.

Start: 11:34 Flag 12:26 End: 12:29

Clerk Of Course :		Timekeeper :

Silverstone Classic

Historic Touring Car Challenge

RACE 16 - STATISTICS

CLASS : H4BI

1 Starters

Fastest Lap History

NO	NAME	LAP TIME	TIME OF DAY	LAP	VEHICLE
120	**Carey MCMAHON**	**5:07.212**	11:40:05.995	1	Ford Sierra Cosworth RS500
120	**Carey MCMAHON**	**4:10.052**	11:44:16.044	2	Ford Sierra Cosworth RS500
120	**Carey MCMAHON**	**2:28.225**	11:46:44.268	3	Ford Sierra Cosworth RS500
120	**Carey MCMAHON**	**2:22.395**	11:49:06.663	4	Ford Sierra Cosworth RS500
120	**Carey MCMAHON**	**2:22.214**	11:51:28.877	5	Ford Sierra Cosworth RS500
120	**Carey MCMAHON**	**2:21.237**	12:08:18.387	11	Ford Sierra Cosworth RS500

Leader History

NO	NAME	FROM LAP	LAPS LED	DISTANCE	VEHICLE
120	**Carey MCMAHON**	1	15	54.90 miles	Ford Sierra Cosworth RS500

Silverstone GP

Weather / Track : Cloudy / Drying

Circuit Length = 3.6604 miles

These results are provisional until the conclusion of any judicial and technical matters.

Start: 11:34 Flag 12:26 End: 12:29

Clerk Of Course :		Timekeeper :

Silverstone Classic

Historic Touring Car Challenge

RACE 16 - STATISTICS

CLASS : H3C

2 Starters

Fastest Lap History

NO	NAME	LAP TIME	TIME OF DAY	LAP	VEHICLE
20	**K.CLARKE / T.CLARKE**	**5:14.810**	11:40:13.601	1	Rover SD1
20	**K.CLARKE / T.CLARKE**	**4:06.058**	11:44:19.654	2	Rover SD1
24	**CHR.WILLIAMS / CHA.WILLIAMS**	**4:05.387**	11:44:20.244	2	Rover SD1
20	**K.CLARKE / T.CLARKE**	**2:34.706**	11:46:54.363	3	Rover SD1
20	**K.CLARKE / T.CLARKE**	**2:32.896**	11:49:27.258	4	Rover SD1
24	**CHR.WILLIAMS / CHA.WILLIAMS**	**2:30.273**	11:49:27.875	4	Rover SD1
20	**K.CLARKE / T.CLARKE**	**2:30.015**	11:51:57.270	5	Rover SD1
24	**CHR.WILLIAMS / CHA.WILLIAMS**	**2:29.704**	11:51:57.580	5	Rover SD1
20	**K.CLARKE / T.CLARKE**	**2:28.310**	12:08:34.185	11	Rover SD1

Leader History

NO	NAME	FROM LAP	LAPS LED	DISTANCE	VEHICLE
20	**K.CLARKE / T.CLARKE**	1	6	21.96 miles	Rover SD1
24	**CHR.WILLIAMS / CHA.WILLIAMS**	7	2	7.32 miles	Rover SD1
20	**K.CLARKE / T.CLARKE**	9	4	14.64 miles	Rover SD1
24	**CHR.WILLIAMS / CHA.WILLIAMS**	13	7	25.62 miles	Rover SD1

Silverstone GP

Weather / Track : Cloudy / Drying

Circuit Length = 3.6604 miles

These results are provisional until the conclusion of any judicial and technical matters.

Start: 11:34 Flag 12:26 End: 12:29

Clerk Of Course :		Timekeeper :

Silverstone Classic

Historic Touring Car Challenge

RACE 16 - STATISTICS

CLASS : T2D

1 Starters

Fastest Lap History

NO	NAME	LAP TIME	TIME OF DAY	LAP	VEHICLE
21	**O.BRYANT / G.BRYANT**	**5:18.935**	11:40:17.724	1	Chevrolet Camaro Z28
21	**O.BRYANT / G.BRYANT**	**4:05.888**	11:44:23.612	2	Chevrolet Camaro Z28
21	**O.BRYANT / G.BRYANT**	**2:42.626**	11:47:06.235	3	Chevrolet Camaro Z28
21	**O.BRYANT / G.BRYANT**	**2:39.639**	11:49:45.878	4	Chevrolet Camaro Z28
21	**O.BRYANT / G.BRYANT**	**2:39.104**	11:52:24.978	5	Chevrolet Camaro Z28
21	**O.BRYANT / G.BRYANT**	**2:35.459**	12:05:03.022	9	Chevrolet Camaro Z28
21	**O.BRYANT / G.BRYANT**	**2:34.461**	12:10:15.070	11	Chevrolet Camaro Z28
21	**O.BRYANT / G.BRYANT**	**2:33.764**	12:12:48.835	12	Chevrolet Camaro Z28
21	**O.BRYANT / G.BRYANT**	**2:32.190**	12:23:14.296	16	Chevrolet Camaro Z28
21	**O.BRYANT / G.BRYANT**	**2:31.195**	12:25:45.492	17	Chevrolet Camaro Z28

Leader History

NO	NAME	FROM LAP	LAPS LED	DISTANCE	VEHICLE
21	**O.BRYANT / G.BRYANT**	1	18	65.88 miles	Chevrolet Camaro Z28

Silverstone GP

Weather / Track : Cloudy / Drying

Circuit Length = 3.6604 miles

These results are provisional until the conclusion of any judicial and technical matters.

Start: 11:34 Flag 12:26 End: 12:29

Clerk Of Course :		Timekeeper :

Silverstone Classic

Historic Touring Car Challenge

RACE 16 - STATISTICS

CLASS : T1B

2 Starters

Fastest Lap History

NO	NAME	LAP TIME	TIME OF DAY	LAP	VEHICLE
26	**S.DRABBLE / A.DRABBLE**	**5:27.886**	11:40:26.671	1	Triumph Dolomite Sprint
26	**S.DRABBLE / A.DRABBLE**	**4:04.111**	11:44:30.779	2	Triumph Dolomite Sprint
77	**ALLEN / ROBERTS**	**4:03.796**	11:44:34.810	2	Alfa Romeo 2000 GTV
26	**S.DRABBLE / A.DRABBLE**	**2:56.853**	11:47:27.632	3	Triumph Dolomite Sprint
77	**ALLEN / ROBERTS**	**2:56.748**	11:47:31.556	3	Alfa Romeo 2000 GTV
26	**S.DRABBLE / A.DRABBLE**	**2:55.230**	11:50:22.864	4	Triumph Dolomite Sprint
26	**S.DRABBLE / A.DRABBLE**	**2:51.763**	11:53:14.625	5	Triumph Dolomite Sprint
26	**S.DRABBLE / A.DRABBLE**	**2:48.888**	11:58:55.531	7	Triumph Dolomite Sprint
26	**S.DRABBLE / A.DRABBLE**	**2:47.211**	12:06:12.736	9	Triumph Dolomite Sprint
26	**S.DRABBLE / A.DRABBLE**	**2:42.572**	12:08:55.306	10	Triumph Dolomite Sprint
26	**S.DRABBLE / A.DRABBLE**	**2:42.462**	12:23:16.428	15	Triumph Dolomite Sprint
26	**S.DRABBLE / A.DRABBLE**	**2:42.204**	12:28:41.460	17	Triumph Dolomite Sprint

Leader History

NO	NAME	FROM LAP	LAPS LED	DISTANCE	VEHICLE
26	**S.DRABBLE / A.DRABBLE**	1	7	25.62 miles	Triumph Dolomite Sprint
77	**ALLEN / ROBERTS**	8	1	3.66 miles	Alfa Romeo 2000 GTV
26	**S.DRABBLE / A.DRABBLE**	9	9	32.94 miles	Triumph Dolomite Sprint

Silverstone GP

Weather / Track : Cloudy / Drying

Circuit Length = 3.6604 miles

These results are provisional until the conclusion of any judicial and technical matters.

Start: 11:34 Flag 12:26 End: 12:29

Clerk Of Course :		Timekeeper :

Silverstone Classic

Historic Touring Car Challenge

RACE 16 - STATISTICS

CLASS : H3B

2 Starters

Fastest Lap History

NO	NAME	LAP TIME	TIME OF DAY	LAP	VEHICLE
34	**Patrick WATTS**	**5:11.104**	11:40:09.913	1	MG Metro Turbo
34	**Patrick WATTS**	**4:07.676**	11:44:17.585	2	MG Metro Turbo
43	**I.GUEST / F.GUEST**	**4:04.083**	11:44:25.135	2	Alfa Romeo GT V6
34	**Patrick WATTS**	**2:32.275**	11:46:49.854	3	MG Metro Turbo
34	**Patrick WATTS**	**2:30.203**	11:49:20.059	4	MG Metro Turbo
34	**Patrick WATTS**	**2:30.132**	11:51:50.198	5	MG Metro Turbo
34	**Patrick WATTS**	**2:29.868**	11:54:20.059	6	MG Metro Turbo
34	**Patrick WATTS**	**2:28.468**	12:08:31.576	11	MG Metro Turbo
34	**Patrick WATTS**	**2:27.613**	12:13:27.777	13	MG Metro Turbo

Leader History

NO	NAME	FROM LAP	LAPS LED	DISTANCE	VEHICLE
34	**Patrick WATTS**	1	19	69.54 miles	MG Metro Turbo

Silverstone GP

Weather / Track : Cloudy / Drying

Circuit Length = 3.6604 miles

These results are provisional until the conclusion of any judicial and technical matters.

Start: 11:34 Flag 12:26 End: 12:29

Clerk Of Course :		Timekeeper :

Silverstone Classic

Historic Touring Car Challenge

RACE 16 - STATISTICS

CLASS : T1A

1 Starters

Fastest Lap History

NO	NAME	LAP TIME	TIME OF DAY	LAP	VEHICLE
38	**Matthias JOCHER**	**5:32.629**	11:40:31.494	1	Volkswagen Golf GTi
38	**Matthias JOCHER**	**4:03.552**	11:44:35.031	2	Volkswagen Golf GTi
38	**Matthias JOCHER**	**3:05.728**	11:47:40.752	3	Volkswagen Golf GTi
38	**Matthias JOCHER**	**3:05.147**	12:14:20.375	11	Volkswagen Golf GTi

Leader History

NO	NAME	FROM LAP	LAPS LED	DISTANCE	VEHICLE
38	**Matthias JOCHER**	1	15	54.90 miles	Volkswagen Golf GTi

Silverstone GP

Weather / Track : Cloudy / Drying

Circuit Length = 3.6604 miles

These results are provisional until the conclusion of any judicial and technical matters.

Start: 11:34 Flag 12:26 End: 12:29

Clerk Of Course :		Timekeeper :

Silverstone Classic

Historic Touring Car Challenge

RACE 16 - STATISTICS

CLASS : H2AI

1 Starters

Fastest Lap History

NO	NAME	LAP TIME	TIME OF DAY	LAP	VEHICLE
64	**GORDON / MEADEN**	**5:17.441**	11:40:16.220	1	Alfa Romeo Alfasud Sprint
64	**GORDON / MEADEN**	**4:06.250**	11:44:22.469	2	Alfa Romeo Alfasud Sprint

Leader History

NO	NAME	FROM LAP	LAPS LED	DISTANCE	VEHICLE
64	**GORDON / MEADEN**	1	2	7.32 miles	Alfa Romeo Alfasud Sprint

Silverstone GP

Weather / Track : Cloudy / Drying

Circuit Length = 3.6604 miles

These results are provisional until the conclusion of any judicial and technical matters.

Start: 11:34 Flag 12:26 End: 12:29

Clerk Of Course :		Timekeeper :

Silverstone Classic

Historic Touring Car Challenge

RACE 16 - STATISTICS

CLASS : H3BI

1 Starters

Fastest Lap History

NO	NAME	LAP TIME	TIME OF DAY	LAP	VEHICLE
94	**Till BECHTOLSHEIMER**	**5:17.227**	11:40:15.999	1	MG Metro Turbo
94	**Till BECHTOLSHEIMER**	**4:05.451**	11:44:21.450	2	MG Metro Turbo
94	**Till BECHTOLSHEIMER**	**2:37.037**	11:46:58.487	3	MG Metro Turbo
94	**Till BECHTOLSHEIMER**	**2:30.809**	11:49:29.296	4	MG Metro Turbo
94	**Till BECHTOLSHEIMER**	**2:29.087**	11:51:58.383	5	MG Metro Turbo
94	**Till BECHTOLSHEIMER**	**2:28.600**	12:22:45.319	16	MG Metro Turbo

Leader History

NO	NAME	FROM LAP	LAPS LED	DISTANCE	VEHICLE
94	**Till BECHTOLSHEIMER**	1	18	65.88 miles	MG Metro Turbo

Silverstone GP

Weather / Track : Cloudy / Drying

Circuit Length = 3.6604 miles

These results are provisional until the conclusion of any judicial and technical matters.

Start: 11:34 Flag 12:26 End: 12:29

Clerk Of Course :		Timekeeper :

Silverstone Classic

Historic Touring Car Challenge

RACE 16 - STATISTICS

CLASS : H4AI

1 Starters

Fastest Lap History

NO	NAME	LAP TIME	TIME OF DAY	LAP	VEHICLE
173	**DANBY / WATTS**	**5:26.817**	11:40:25.600	1	Toyota Corolla 1600 GT
173	**DANBY / WATTS**	**4:02.664**	11:44:28.262	2	Toyota Corolla 1600 GT
173	**DANBY / WATTS**	**2:49.065**	11:47:17.326	3	Toyota Corolla 1600 GT
173	**DANBY / WATTS**	**2:48.693**	11:50:06.020	4	Toyota Corolla 1600 GT
173	**DANBY / WATTS**	**2:46.176**	11:52:52.196	5	Toyota Corolla 1600 GT
173	**DANBY / WATTS**	**2:45.710**	11:55:37.905	6	Toyota Corolla 1600 GT
173	**DANBY / WATTS**	**2:43.850**	12:05:31.869	9	Toyota Corolla 1600 GT
173	**DANBY / WATTS**	**2:42.238**	12:19:28.398	14	Toyota Corolla 1600 GT
173	**DANBY / WATTS**	**2:41.257**	12:22:09.655	15	Toyota Corolla 1600 GT

Leader History

NO	NAME	FROM LAP	LAPS LED	DISTANCE	VEHICLE
173	**DANBY / WATTS**	1	17	62.22 miles	Toyota Corolla 1600 GT

Silverstone GP

Weather / Track : Cloudy / Drying

Circuit Length = 3.6604 miles

These results are provisional until the conclusion of any judicial and technical matters.

Start: 11:34 Flag 12:26 End: 12:29

Clerk Of Course :		Timekeeper :

Silverstone Classic

Historic Touring Car Challenge

RACE 16 - STATISTICS

CLASS : INV

1 Starters

Fastest Lap History

NO	NAME	LAP TIME	TIME OF DAY	LAP	VEHICLE
44	**SMITH / TURKINGTON**	**5:00.742**	11:39:59.540	1	BMW M3 E30
44	**SMITH / TURKINGTON**	**4:11.924**	11:44:11.452	2	BMW M3 E30

Leader History

NO	NAME	FROM LAP	LAPS LED	DISTANCE	VEHICLE
44	**SMITH / TURKINGTON**	1	2	7.32 miles	BMW M3 E30

Silverstone GP

Weather / Track : Cloudy / Drying

Circuit Length = 3.6604 miles

These results are provisional until the conclusion of any judicial and technical matters.

Start: 11:34 Flag 12:26 End: 12:29

Clerk Of Course :		Timekeeper :

HSCC

Masters HISTORIC RACING

SilverstoneClassic 26|27|28 JULY 2019

Silverstone Classic

International Trophy for Classic GT Cars (Pre '66)

QUALIFYING - RACE 18 - CLASSIFICATION - AMENDED

Sheet No:	Issue Time:

POS	NO	CL	PIC	NAME	ENTRY	TIME	ON	LAPS	GAP	DIFF	MPH
1	76	C3	1	D.HART / O.HART	AC Cobra Daytona Coupe	2:28.752	6	7			88.58
2	3	CLP	1	Steve SOPER	Lotus Elan 26R	2:29.378	6	6	0.626	0.626	88.21
3	192	C3	2	THOMAS / LOCKIE	Shelby Daytona Cobra	2:29.385	5	7	0.633	0.007	88.21
4	33	C3	3	Jon MINSHAW	Jaguar E-type	2:29.456	4	6	0.704	0.071	88.17
5	211	C3	4	G.DODD / J.DODD	Jaguar E-type	2:29.660	6	6	0.908	0.204	88.05
6	144	C3	5	POCHCIOL / HANSON	AC Cobra	2:29.886	1	6	1.134	0.226	87.91
7	53	C3	6	J.PEARSON / G.PEARSON	Jaguar E-type	2:29.951	6	6	1.199	0.065	87.88
8	32	C3	7	John SPIERS	TVR Griffith	2:30.836	1	7	2.084	0.885	87.36
9	52	CLP	2	Ron MAYDON	Ginetta G4R	2:31.155	1	7	2.403	0.319	87.18
10	172	C3	8	COOK / STANLEY	Shelby Cobra 289	2:31.389	5	6	2.637	0.234	87.04
11	166	CLP	3	FENN / HILL	Lotus Elan 26R	2:31.505	6	6	2.753	0.116	86.97
12	16	CLP	4	Andrew HADDON	Lotus Elan	2:32.036	5	7	3.284	0.531	86.67
13	127	C3	9	Martin STRETTON	Jaguar E-type	2:33.247	5	6	4.495	1.211	85.99
14	21	C3	10	COTTINGHAM / BRYANT	AC Cobra	2:33.406	4	6	4.654	0.159	85.90
15	151	C3	11	YATES / TWYMAN	AC Cobra	2:33.410	1	6	4.658	0.004	85.89
16	79	CLP	5	Mark MARTIN	Lotus Elan 26R	2:34.240	6	6	5.488	0.830	85.43
17	7	C3	12	FRIEDRICHS / HADFIELD	Aston Martin DP214	2:34.578	6	6	5.826	0.338	85.25
18	89	C3	13	MA.WRIGLEY / MI.WRIGLEY	Jaguar E-type	2:34.750	1	7	5.998	0.172	85.15
19	121	C3	14	John GOLDSMITH	Aston Martin DP214	2:35.100	1	5	6.348	0.350	84.96
20	174	C3	15	Mark DONNOR	Jaguar E-type	2:35.328	7	7	6.576	0.228	84.83
21	8	C3	16	KENT / OSBORNE	Jaguar E-type	2:35.343	1	2	6.591	0.015	84.83
22	30	C3	17	ATTARD / INGRAM	Chevrolet Corvette Stingray	2:35.532	6	6	6.780	0.189	84.72
23	5	C3	18	JO.YOUNG / JA.YOUNG	Jaguar E-type	2:35.811	4	5	7.059	0.279	84.57
24	13	C3	19	Shaun LYNN	AC Cobra	2:35.855	5	5	7.103	0.044	84.55
25	199	CLP	6	N.POWELL / E.POWELL	Lotus Elan	2:35.940	6	6	7.188	0.085	84.50
26	19	C3	20	BEST / JONES-BEST	Jaguar E-type	2:37.376	5	6	8.624	1.436	83.73
27	266	B2	1	MCFADDEN / CULLEN	Jaguar E-type	2:37.433	6	6	8.681	0.057	83.70
28	163	CLP	7	REICHMANN / TROMANS	Lotus Elan 26R	2:37.600	1	5	8.848	0.167	83.61
29	29	C2	1	AHLERS / BELLINGER	Morgan Plus 4 SLR	2:38.189	1	6	9.437	0.589	83.30
30	40	CLP	8	Sander VAN GILS	Lotus Elan	2:38.585	4	4	9.833	0.396	83.09
31	77	CLP	9	ELLIS / FISH	Lotus Elan 26R	2:38.629	4	5	9.877	0.044	83.07
32	223	CLP	10	HYETT / FOX	Lotus Elan 26R	2:39.340	4	5	10.588	0.711	82.70
33	96	C2	2	NYBLAEUS / WELCH	Austin Healey 3000	2:40.202	1	6	11.450	0.862	82.25
34	66	C3	21	MCFADDEN / SHOVLIN	Jaguar E-type	2:40.917	1	5	12.165	0.715	81.89
35	232	C3	22	Alasdair COATES	Ford Shelby Mustang GT350	2:41.779	5	6	13.027	0.862	81.45
36	84	CLP	11	JONES / ATKINSON	Lotus Elan	2:42.154	4	5	13.402	0.375	81.26
37	47	C1	1	PAUL / BOURNE	TVR Grantura	2:42.769	1	5	14.017	0.615	80.96
38	207	C2	3	HARRIS / WILMOTH	Austin Healey 3000	2:43.166	1	6	14.414	0.397	80.76
39	162	CLP	12	Mel TAYLOR	Lotus Elan	2:43.219	5	6	14.467	0.053	80.73
40	75	CLP	13	Martin ANGLE	Lotus Elan	2:43.444	4	5	14.692	0.225	80.62
41	38	CLP	14	Cliff GRAY	Lotus Elan	2:44.199	5	6	15.447	0.755	80.25
42	191	C2	4	HOLME / GREENSALL	Austin Healey 3000 Mk2	2:44.287	4	5	15.535	0.088	80.21
43	24	C3	23	Don DIMITRIADIS	Ford Shelby Mustang GT350	2:44.357	5	6	15.605	0.070	80.17
44	48	B2	2	FISKEN / BLAKENEY-EDWARDS	Jaguar E-type	2:44.366	1	5	15.614	0.009	80.17
45	67	CLP	15	Graham TUPPEN	Lotus Elan	2:44.706	6	6	15.954	0.340	80.00
46	133	C2	5	BELL / LEIGH	Austin Healey 3000	2:45.248	1	5	16.496	0.542	79.74
47	11	C3	24	Larry TUCKER	Ford Shelby Mustang GT350	2:45.408	5	5	16.656	0.160	79.66
48	101	C1	2	Til BECHTOLSHEIMER	MGB	2:46.998	5	6	18.246	1.590	78.90
49	51	C1	3	WILKINSON / KINSELLA	MGB Roadster	2:47.129	4	5	18.377	0.131	78.84
50	168	B1	1	GORDON / FINBURGH	Lotus Elite	2:48.502	4	4	19.750	1.373	78.20
51	152	C1	4	WEST / WILKINSON	MGB Roadster	2:49.138	5	5	20.386	0.636	77.91
52	115	CLP	16	KENT / LOW	Lotus Elan 26R	2:49.151	5	5	20.399	0.013	77.90
53	262	C1	5	Roderick SMITH	MGB	2:49.660	4	4	20.908	0.509	77.67
54	911	C1	6	Peter TOGNOLA	Porsche 911	2:50.868	5	6	22.116	1.208	77.12
55	91	CLP	17	W.GOFF / M.GOFF	Lotus Elan 26R	2:51.555	6	6	22.803	0.687	76.81
56	61	C2	6	OREBI-GANN / BELL	Morgan Plus 4 SLR	2:55.437	1	5	26.685	3.882	75.11
57	136	C1	7	Peter MALLETT	MGB Roadster	2:57.779	5	5	29.027	2.342	74.12
58	4	B2	3	JAMES / LETTS	Chevrolet Corvette	2:59.020	1	5	30.268	1.241	73.61
59	107	C1	8	BURNETT / SWIFT	Ogle SX 1000	3:00.200	2	4	31.448	1.180	73.12
60	49	B1	2	INGRAM / ROWLEY	Lotus Elite S2	3:00.467	4	5	31.715	0.267	73.02
61	31	B1	3	Ian BURFORD	TVR Grantura Mk1 Climax	3:10.295	4	5	41.543	9.828	69.24
DQ	43	CLP		PEARSON / GRANT	Marcos 1800GT						

***Car 43 disqualified from qualifying - Technical regulation 8.3.1 refers.**

Silverstone GP
Circuit Length = 3.6604 miles
Start: 16:03 Flag 16:32 End: 16:32

Weather / Track : Bright / Dry

These results are provisional until the conclusion of any judicial and technical matters.

Clerk Of Course :	Steward :	Timekeeper :

Results can be found at www.tsl-timing.com

Printed - 20:38 Friday, 26 July 2019

Silverstone Classic

International Trophy for Classic GT Cars (Pre '66)

QUALIFYING - RACE 18 - SECTOR ANALYSIS

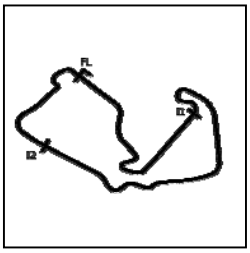

SECTOR 1 = FL to I1, SECTOR 2 = I1 to I2, SECTOR 3 = I2 to FL, DIFF = Difference To Personal Best Lap, P = Crossed Finish Line in Pit Lane, D = Time Disallowed

P1 76 C3 D.HART / O.HART AC Cobra Daytona Coupe

IDEAL LAP TIME : 2:28.709 BEST LAP TIME : 2:28.752 DIFFERENCE : 0.043

LAP	SECTOR 1		SECTOR 2		SECTOR 3		LAP TIME		MPH	DIFF	TIME OF DAY
1 -	45.203	131.3	1:12.072	146.8	32.064	89.1	2:29.339	(2)	88.24	0.587	16:09:17.518
2 -	***45.123***	130.8	1:21.085	122.0	35.527	68.9	2:41.735		81.47	12.983	16:11:59.253
3 -	53.179	119.1	1:21.035	94.7	39.840	82.7	2:54.054		75.71	25.302	16:14:53.307
4 -	1:00.058	77.5	1:31.615	88.4	35.598	87.6	3:07.271		70.36	38.519	16:18:00.578
5 -	45.553	***138.3***	1:12.019	145.5	31.984	88.6	2:29.556	(3)	88.11	0.804	16:20:30.134
6 -	45.166	136.3	***1:11.973***	146.5	***31.613***	***91.6***	***2:28.752***	(1)	***88.58***		***16:22:58.886***
7 -	46.028	134.2	1:13.332	139.5	IN PIT		2:30.464	P	87.58	1.712	16:25:29.350

P2 3 CLP Steve SOPER Lotus Elan 26R

IDEAL LAP TIME : BEST LAP TIME : 2:29.378 DIFFERENCE :

LAP	SECTOR 1		SECTOR 2		SECTOR 3		LAP TIME		MPH	DIFF	TIME OF DAY
1 -							2:31.779		86.82	2.401	16:09:53.449
2 -					***IN PIT***		2:31.887	P	86.76	2.509	16:12:25.336
3 -							6:29.223		33.85	3:59.845	16:18:54.559
4 -							2:31.568	(3)	86.94	2.190	16:21:26.127
5 -							2:30.925	(2)	87.31	1.547	16:23:57.052
6 -							***2:29.378***	(1)	***88.21***		***16:26:26.430***

P3 192 C3 THOMAS / LOCKIE Shelby Daytona Cobra

IDEAL LAP TIME : 2:29.275 BEST LAP TIME : 2:29.385 DIFFERENCE : 0.110

LAP	SECTOR 1		SECTOR 2		SECTOR 3		LAP TIME		MPH	DIFF	TIME OF DAY
1 -	45.510	132.1	1:12.408	145.5	33.857	87.2	2:31.775	(3)	86.82	2.390	16:09:12.652
2 -	44.864	129.8	1:20.075	85.4	40.201	67.7	2:45.140		79.79	15.755	16:11:57.792
3 -	52.275	119.6	1:21.602	104.2	IN PIT		2:48.707	P	78.11	19.322	16:14:46.499
4 -	OUTLAP	85.2	1:22.246	119.1	34.144	91.6	4:19.447		50.79	1:50.062	16:19:05.946
5 -	44.722	***138.0***	***1:12.311***	***146.2***	***32.352***	***91.8***	***2:29.385***	(1)	***88.21***		***16:21:35.331***
6 -	***44.612***	137.7	1:12.746	145.8	32.389	90.1	2:29.747	(2)	88.00	0.362	16:24:05.078
7 -	46.021	136.1	1:13.153	114.3	35.361	64.9	2:34.535		85.27	5.150	16:26:39.613

P4 33 C3 Jon MINSHAW Jaguar E-type

IDEAL LAP TIME : 2:28.655 BEST LAP TIME : 2:29.456 DIFFERENCE : 0.801

LAP	SECTOR 1		SECTOR 2		SECTOR 3		LAP TIME		MPH	DIFF	TIME OF DAY
1 -	45.271	126.3	1:12.722	140.3	32.102	93.0	2:30.095	(3)	87.79	0.639	16:09:31.663
2 -	45.134	***134.7***	1:16.135	111.2	IN PIT		2:37.646	P	83.59	8.190	16:12:09.309
3 -	OUTLAP	61.3	1:42.482	59.6	39.421	87.8	6:17.473		34.91	3:48.017	16:18:26.782
4 -	45.919	132.1	***1:11.676***	***142.7***	***31.861***	***94.6***	***2:29.456***	(1)	***88.17***		***16:20:56.238***
5 -	46.026	131.8	1:13.253	141.5	32.117	92.5	2:31.396		87.04	1.940	16:23:27.634
6 -	***45.118***	127.0	1:12.426	140.9	31.959	93.5	2:29.503	(2)	88.14	0.047	16:25:57.137

P5 211 C3 G.DODD / J.DODD Jaguar E-type

IDEAL LAP TIME : 2:29.252 BEST LAP TIME : 2:29.660 DIFFERENCE : 0.408

LAP	SECTOR 1		SECTOR 2		SECTOR 3		LAP TIME		MPH	DIFF	TIME OF DAY
1 -	45.672	128.5	1:13.288	***141.8***	32.372	***92.9***	2:31.332	(3)	87.07	1.672	16:10:05.420
2 -	46.150	111.4	1:21.214	121.5	35.977	82.8	2:43.341		80.67	13.681	16:12:48.761
3 -	50.180	107.3	1:20.508	90.6	IN PIT		2:48.142	P	78.37	18.482	16:15:36.903
4 -	OUTLAP	100.6	1:17.887	126.6	32.938	91.3	4:01.725		54.51	1:32.065	16:19:38.628
5 -	45.386	***130.5***	***1:12.632***	141.2	31.754	91.1	2:29.772	(2)	87.98	0.112	16:22:08.400
6 -	***45.122***	123.3	1:13.040	141.5	***31.498***	91.9	***2:29.660***	(1)	***88.05***		***16:24:38.060***

Weather / Track : Bright / Dry

Silverstone GP
Circuit Length = 3.6604 miles
Start: 16:03 Flag 16:32 End: 16:32

Silverstone Classic

International Trophy for Classic GT Cars (Pre '66)

QUALIFYING - RACE 18 - SECTOR ANALYSIS

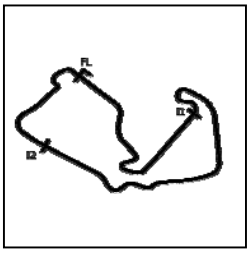

SECTOR 1 = FL to I1, SECTOR 2 = I1 to I2, SECTOR 3 = I2 to FL, DIFF = Difference To Personal Best Lap, P = Crossed Finish Line in Pit Lane, D = Time Disallowed

P6 144 C3 POCHCIOL / HANSON — AC Cobra

IDEAL LAP TIME : 2:29.886 BEST LAP TIME : 2:29.886 DIFFERENCE : 0.000

LAP	SECTOR 1		SECTOR 2		SECTOR 3		LAP TIME		MPH	DIFF	TIME OF DAY
1 -	***44.858***	136.6	***1:12.073***	***147.8***	***32.955***		***2:29.886***	**(1)**	***87.91***		***16:09:12.097***
2 -	45.200	***137.5***	1:18.542	94.6	IN PIT		2:46.065	**P**	79.35	16.179	16:11:58.162
3 -	OUTLAP	108.0	1:24.265	90.3	36.782		4:35.516		47.82	2:05.630	16:16:33.678
4 -	50.753	120.9	1:17.811	134.4	34.385		2:42.949		80.87	13.063	16:19:16.627
5 -	48.012	117.1	1:17.384	132.1	33.820		2:39.216	**(2)**	82.76	9.330	16:21:55.843
6 -	48.680	120.0	1:17.623	129.3	34.568		2:40.871	**(3)**	81.91	10.985	16:24:36.714

P7 53 C3 J.PEARSON / G.PEARSON — Jaguar E-type

IDEAL LAP TIME : 2:29.951 BEST LAP TIME : 2:29.951 DIFFERENCE : 0.000

LAP	SECTOR 1		SECTOR 2		SECTOR 3		LAP TIME		MPH	DIFF	TIME OF DAY
1 -	45.456	126.3	1:13.129	***143.3***	31.986	***92.3***	2:30.571	**(3)**	87.51	0.620	16:09:34.672
2 -	45.634	***131.3***	1:13.408	122.0	IN PIT		2:37.185	**P**	83.83	7.234	16:12:11.857
3 -	OUTLAP	64.0	1:31.945	87.7	36.643	84.5	5:44.517		38.25	3:14.566	16:17:56.374
4 -	46.256	130.8	1:12.793	140.1	32.473	84.3	2:31.522		86.96	1.571	16:20:27.896
5 -	45.563	126.1	1:13.085	138.6	31.885	89.8	2:30.533	**(2)**	87.54	0.582	16:22:58.429
6 -	***45.422***	130.3	***1:12.741***	140.6	***31.788***	91.1	***2:29.951***	**(1)**	***87.88***		***16:25:28.380***

P8 32 C3 John SPIERS — TVR Griffith

IDEAL LAP TIME : 2:30.684 BEST LAP TIME : 2:30.836 DIFFERENCE : 0.152

LAP	SECTOR 1		SECTOR 2		SECTOR 3		LAP TIME		MPH	DIFF	TIME OF DAY
1 -	45.684	123.1	***1:12.870***	***145.2***	***32.282***	87.9	***2:30.836***	**(1)**	***87.36***		***16:09:14.196***
2 -	45.768	124.5	1:18.620	92.5	40.137	67.2	2:44.525		80.09	13.689	16:11:58.721
3 -	52.995	111.6	1:21.172	98.8	38.498	58.0	2:52.665		76.31	21.829	16:14:51.386
4 -	1:01.427	77.6	1:31.717	90.3	IN PIT		3:13.058	**P**	68.25	42.222	16:18:04.444
5 -	OUTLAP	103.5	1:18.136	130.8	33.241	81.2	3:23.211		64.84	52.375	16:21:27.655
6 -	46.127	122.4	1:14.545	139.8	32.343	87.4	2:33.015	**(3)**	86.12	2.179	16:24:00.670
7 -	***45.532***	***126.8***	1:12.938	144.0	32.661	87.7	2:31.131	**(2)**	87.19	0.295	16:26:31.801

P9 52 CLP Ron MAYDON — Ginetta G4R

IDEAL LAP TIME : 2:31.041 BEST LAP TIME : 2:31.155 DIFFERENCE : 0.114

LAP	SECTOR 1		SECTOR 2		SECTOR 3		LAP TIME		MPH	DIFF	TIME OF DAY
1 -	45.976	124.7	***1:13.467***	***132.3***	***31.712***	***90.9***	***2:31.155***	**(1)**	***87.18***		***16:09:16.573***
2 -	***45.862***	124.2	1:22.671	112.2	34.960	68.1	2:43.493		80.60	12.338	16:12:00.066
3 -	55.379	116.7	1:19.104	97.3	40.063	72.4	2:54.546		75.49	23.391	16:14:54.612
4 -	1:00.892	91.1	1:30.840	91.4	35.425	85.9	3:07.157		70.41	36.002	16:18:01.769
5 -	49.095	118.9	1:15.660	130.3	32.124	89.9	2:36.879	**(3)**	83.99	5.724	16:20:38.648
6 -	46.263	***127.0***	1:14.546	132.1	32.500	90.6	2:33.309	**(2)**	85.95	2.154	16:23:11.957
7 -	50.342	113.9	1:16.714	130.3	36.616	62.2	2:43.672		80.51	12.517	16:25:55.629

P10 172 C3 COOK / STANLEY — Shelby Cobra 289

IDEAL LAP TIME : 2:31.389 BEST LAP TIME : 2:31.389 DIFFERENCE : 0.000

LAP	SECTOR 1		SECTOR 2		SECTOR 3		LAP TIME		MPH	DIFF	TIME OF DAY
1 -	46.705	***124.9***	1:13.814	***140.6***	32.972	91.0	2:33.491	**(2)**	85.85	2.102	16:09:35.477
2 -	46.199	124.5	1:19.831	122.4	34.575	84.3	2:40.605		82.05	9.216	16:12:16.082
3 -	49.314	101.0	1:24.218	69.0	IN PIT		2:54.903	**P**	75.34	23.514	16:15:10.985
4 -	OUTLAP	106.3	1:15.238	133.4	33.068	90.1	4:23.858		49.94	1:52.469	16:19:34.843
5 -	***45.783***	123.1	***1:13.286***	138.0	***32.320***	***91.1***	***2:31.389***	**(1)**	***87.04***		***16:22:06.232***
6 -	45.972	114.7	1:16.893	114.3	33.228	82.0	2:36.093	**(3)**	84.42	4.704	16:24:42.325

Weather / Track : Bright / Dry

Silverstone GP
Circuit Length = 3.6604 miles
Start: 16:03 Flag 16:32 End: 16:32

Silverstone Classic

International Trophy for Classic GT Cars (Pre '66)

QUALIFYING - RACE 18 - SECTOR ANALYSIS

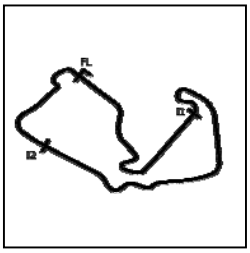

SECTOR 1 = FL to I1, SECTOR 2 = I1 to I2, SECTOR 3 = I2 to FL, DIFF = Difference To Personal Best Lap, P = Crossed Finish Line in Pit Lane, D = Time Disallowed

P11 166 CLP FENN / HILL — Lotus Elan 26R

IDEAL LAP TIME : BEST LAP TIME : 2:31.505 DIFFERENCE :

LAP	SECTOR 1		SECTOR 2		SECTOR 3		LAP TIME		MPH	DIFF	TIME OF DAY
1 -							2:41.311	(3)	81.69	9.806	16:10:42.216
2 -							3:27.715		63.44	56.210	16:14:09.931
3 -					*IN PIT*		3:20.312	P	65.78	48.807	16:17:30.243
4 -							3:54.530		56.18	1:23.025	16:21:24.773
5 -							2:33.053	(2)	86.09	1.548	16:23:57.826
6 -							***2:31.505***	**(1)**	***86.97***		***16:26:29.331***

P12 16 CLP Andrew HADDON — Lotus Elan

IDEAL LAP TIME : 2:31.835 BEST LAP TIME : 2:32.036 DIFFERENCE : 0.201

LAP	SECTOR 1		SECTOR 2		SECTOR 3		LAP TIME		MPH	DIFF	TIME OF DAY
1 -	46.746	123.5	1:14.142	128.8	31.910	89.1	2:32.798	(2)	86.24	0.762	16:09:38.059
2 -	46.359	***123.8***	1:21.572	99.2	38.757	76.1	2:46.688		79.05	14.652	16:12:24.747
3 -	55.775	89.7	1:26.276	90.9	38.468	62.0	3:00.519		72.99	28.483	16:15:25.266
4 -	59.067	87.0	1:26.596	114.9	33.686	89.2	2:59.349		73.47	27.313	16:18:24.615
5 -	46.384	122.9	***1:13.834***	***129.5***	***31.818***	***90.5***	***2:32.036***	**(1)**	***86.67***		***16:20:56.651***
6 -	47.942	121.3	1:13.925	129.0	32.040	85.5	2:33.907	(3)	85.62	1.871	16:23:30.558
7 -	***46.183***	123.3	1:18.399	122.0	31.937	90.3	2:36.519		84.19	4.483	16:26:07.077

P13 127 C3 Martin STRETTON — Jaguar E-type

IDEAL LAP TIME : 2:33.247 BEST LAP TIME : 2:33.247 DIFFERENCE : 0.000

LAP	SECTOR 1		SECTOR 2		SECTOR 3		LAP TIME		MPH	DIFF	TIME OF DAY
1 -	OUTLAP	123.5	1:15.716	138.0	38.296	63.0	3:28.706		63.14	55.459	16:10:59.817
2 -	54.611	104.5	1:34.291	54.8	51.194	67.7	3:20.096		65.85	46.849	16:14:19.913
3 -	1:10.885	44.6	1:32.947	97.5	37.765	***89.1***	3:21.597		65.36	48.350	16:17:41.510
4 -	48.108	***127.0***	1:17.897	137.7	32.643	84.8	2:38.648	(3)	83.06	5.401	16:20:20.158
5 -	***46.700***	122.9	***1:14.223***	***140.1***	***32.324***	***89.1***	***2:33.247***	**(1)**	***85.99***		***16:22:53.405***
6 -	46.755	118.7	1:15.099	138.9	32.761	85.4	2:34.615	(2)	85.22	1.368	16:25:28.020

P14 21 C3 COTTINGHAM / BRYANT — AC Cobra

IDEAL LAP TIME : BEST LAP TIME : 2:33.406 DIFFERENCE :

LAP	SECTOR 1		SECTOR 2		SECTOR 3		LAP TIME		MPH	DIFF	TIME OF DAY
1 -							2:39.872	(2)	82.42	6.466	16:10:47.392
2 -							3:26.582		63.78	53.176	16:14:13.974
3 -							3:19.433	(3)	66.07	46.027	16:17:33.407
4 -							***2:33.406***	**(1)**	***85.90***		***16:20:06.813***
5 -					*IN PIT*		2:36.579	P	84.16	3.173	16:22:43.392
6 -							4:00.229		54.85	1:26.823	16:26:43.622

P15 151 C3 YATES / TWYMAN — AC Cobra

IDEAL LAP TIME : 2:32.936 BEST LAP TIME : 2:33.410 DIFFERENCE : 0.474

LAP	SECTOR 1		SECTOR 2		SECTOR 3		LAP TIME		MPH	DIFF	TIME OF DAY
1 -	46.469	129.0	1:13.940	140.9	33.001	***91.1***	***2:33.410***	**(1)**	***85.89***		***16:09:26.166***
2 -	***46.253***	***129.3***	1:17.049	115.1	35.505	73.1	2:38.807	(2)	82.97	5.397	16:12:04.973
3 -	51.893	106.5	1:20.473	120.0	41.572	76.5	2:53.938	(3)	75.76	20.528	16:14:58.911
4 -	57.374	87.6	1:41.520	78.6	40.220	88.3	3:19.114		66.18	45.704	16:18:18.025
5 -	46.385	122.0	***1:13.827***	135.0	IN PIT		2:33.158	P	86.04		16:20:51.183
6 -	OUTLAP	112.2	1:19.145	127.8	34.610	82.9	3:54.175		56.27	1:20.765	16:24:45.358

Weather / Track : Bright / Dry

Silverstone GP
Circuit Length = 3.6604 miles
Start: 16:03 Flag 16:32 End: 16:32

Silverstone Classic

International Trophy for Classic GT Cars (Pre '66)

QUALIFYING - RACE 18 - SECTOR ANALYSIS

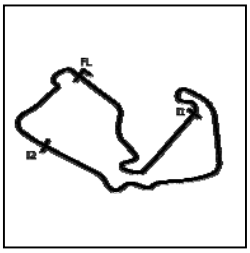

SECTOR 1 = FL to I1, SECTOR 2 = I1 to I2, SECTOR 3 = I2 to FL, DIFF = Difference To Personal Best Lap, P = Crossed Finish Line in Pit Lane, D = Time Disallowed

P16 79 CLP Mark MARTIN — Lotus Elan 26R

IDEAL LAP TIME : 2:34.240 BEST LAP TIME : 2:34.240 DIFFERENCE : 0.000

LAP	SECTOR 1		SECTOR 2		SECTOR 3		LAP TIME		MPH	DIFF	TIME OF DAY
1 -	48.052	118.3	1:19.583	128.0	32.444	89.1	2:40.079		82.32	5.839	16:10:44.931
2 -	49.809	88.8	1:47.994	60.8	48.482	63.4	3:26.285		63.88	52.045	16:14:11.216
3 -	1:13.644	52.9	1:31.808	106.8	34.397	88.3	3:19.849		65.93	45.609	16:17:31.065
4 -	46.824	117.5	1:17.298	129.5	33.368	84.2	2:37.490	(3)	83.67	3.250	16:20:08.555
5 -	47.451	119.8	1:15.643	129.0	32.419	***90.3***	2:35.513	(2)	84.73	1.273	16:22:44.068
6 -	***46.668***	***122.9***	***1:15.302***	***130.3***	***32.270***	89.4	***2:34.240***	(1)	***85.43***		***16:25:18.308***

P17 7 C3 FRIEDRICHS / HADFIELD — Aston Martin DP214

IDEAL LAP TIME : 2:34.562 BEST LAP TIME : 2:34.578 DIFFERENCE : 0.016

LAP	SECTOR 1		SECTOR 2		SECTOR 3		LAP TIME		MPH	DIFF	TIME OF DAY
1 -	49.746	106.0	1:19.113	133.6	34.222	85.1	2:43.081	(2)	80.80	8.503	16:10:11.740
2 -	49.327	104.6	1:20.291	111.2	37.205	80.5	2:46.823	(3)	78.99	12.245	16:12:58.563
3 -	51.468	110.5	1:21.302	116.3	37.363	83.2	2:50.133		77.45	15.555	16:15:48.696
4 -	51.009	109.2	1:21.929	95.1	IN PIT		2:46.190	P	79.29	11.612	16:18:34.886
5 -	OUTLAP	118.9	***1:15.297***	136.1	32.542	87.3	3:29.377		62.93	54.799	16:22:04.263
6 -	***46.815***	***120.0***	1:15.313	***136.6***	***32.450***	***88.6***	***2:34.578***	(1)	***85.25***		***16:24:38.841***

P18 89 C3 MA.WRIGLEY / MI.WRIGLEY — Jaguar E-type

IDEAL LAP TIME : 2:33.737 BEST LAP TIME : 2:34.750 DIFFERENCE : 1.013

LAP	SECTOR 1		SECTOR 2		SECTOR 3		LAP TIME		MPH	DIFF	TIME OF DAY
1 -	***46.412***	124.9	1:14.985	129.8	33.353	90.8	***2:34.750***	(1)	***85.15***		***16:10:14.536***
2 -	48.548	94.3	1:21.430	108.0	34.907	82.3	2:44.885		79.92	10.135	16:12:59.421
3 -	51.299	107.5	1:21.518	107.2	37.197	87.8	2:50.014		77.51	15.264	16:15:49.435
4 -	51.237	100.4	1:20.118	126.6	34.060	88.3	2:45.415		79.66	10.665	16:18:34.850
5 -	46.739	111.1	1:15.448	***138.0***	***32.886***	90.1	2:35.073	(2)	84.97	0.323	16:21:09.923
6 -	47.186	116.5	1:14.644	131.8	33.824	90.8	2:35.654	(3)	84.66	0.904	16:23:45.577
7 -	46.906	***130.0***	***1:14.439***	135.2	IN PIT		2:32.575	P	86.36		16:26:18.152

P19 121 C3 John GOLDSMITH — Aston Martin DP214

IDEAL LAP TIME : 2:34.440 BEST LAP TIME : 2:35.100 DIFFERENCE : 0.660

LAP	SECTOR 1		SECTOR 2		SECTOR 3		LAP TIME		MPH	DIFF	TIME OF DAY
1 -	***47.455***	120.4	1:14.701	***140.3***	32.944	***90.8***	***2:35.100***	(1)	***84.96***		***16:10:07.343***
2 -	47.534	93.3	1:24.575	110.5	IN PIT		2:42.004	P	81.34	6.904	16:12:49.347
3 -	OUTLAP	59.3	1:40.344	97.1	39.243	75.7	5:36.395		39.17	3:01.295	16:18:25.742
4 -	54.781	103.5	1:20.341	125.9	36.176	79.0	2:51.298	(3)	76.92	16.198	16:21:17.040
5 -	50.661	113.3	1:20.611	120.2	36.135	78.2	2:47.407	(2)	78.71	12.307	16:24:04.447

P20 174 C3 Mark DONNOR — Jaguar E-type

IDEAL LAP TIME : 2:34.502 BEST LAP TIME : 2:35.328 DIFFERENCE : 0.826

LAP	SECTOR 1		SECTOR 2		SECTOR 3		LAP TIME		MPH	DIFF	TIME OF DAY
1 -	47.650	125.6	1:15.064	133.6	34.448	***90.1***	2:37.162		83.84	1.834	16:09:52.032
2 -	48.190	112.7	1:19.770	116.5	37.801	71.6	2:45.761		79.49	10.433	16:12:37.793
3 -	51.886	112.5	1:27.495	87.1	40.280	73.1	2:59.661		73.34	24.333	16:15:37.454
4 -	52.781	94.2	1:26.313	123.1	33.669	88.5	2:52.763		76.27	17.435	16:18:30.217
5 -	47.740	125.9	1:15.317	***138.6***	***32.618***	84.4	2:35.675	(2)	84.64	0.347	16:21:05.892
6 -	47.383	***128.8***	1:15.618	133.9	33.344	89.0	2:36.345	(3)	84.28	1.017	16:23:42.237
7 -	***47.128***	127.3	***1:14.756***	136.6	33.444	83.4	***2:35.328***	(1)	***84.83***		***16:26:17.565***

P21 8 C3 KENT / OSBORNE — Jaguar E-type

IDEAL LAP TIME : 2:34.781 BEST LAP TIME : 2:35.343 DIFFERENCE : 0.562

LAP	SECTOR 1		SECTOR 2		SECTOR 3		LAP TIME		MPH	DIFF	TIME OF DAY
1 -	***46.659***	124.2	***1:15.301***	136.1	33.383	***90.1***	***2:35.343***	(1)	***84.83***		***16:09:34.223***
2 -	46.848	***124.7***	1:22.877	108.0	IN PIT		2:45.275	P	79.73	9.932	16:12:19.498

Weather / Track : Bright / Dry

Silverstone GP
Circuit Length = 3.6604 miles
Start: 16:03 Flag 16:32 End: 16:32

Silverstone Classic

International Trophy for Classic GT Cars (Pre '66)

QUALIFYING - RACE 18 - SECTOR ANALYSIS

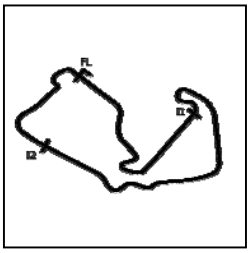

SECTOR 1 = FL to I1, SECTOR 2 = I1 to I2, SECTOR 3 = I2 to FL, DIFF = Difference To Personal Best Lap, P = Crossed Finish Line in Pit Lane, D = Time Disallowed

P22 30 C3 ATTARD / INGRAM — Chevrolet Corvette Stingray

IDEAL LAP TIME : 2:35.251 BEST LAP TIME : 2:35.532 DIFFERENCE : 0.281

LAP	SECTOR 1		SECTOR 2		SECTOR 3		LAP TIME		MPH	DIFF	TIME OF DAY
1 -	48.548	117.1	1:16.994	135.0	36.004	73.4	2:41.546		81.57	6.014	16:11:09.113
2 -	52.081	89.3	1:30.854	59.5	IN PIT		3:11.494	P	68.81	35.962	16:14:20.607
3 -	OUTLAP	93.7	1:17.838	135.2	33.451	87.3	4:30.928		48.63	1:55.396	16:18:51.535
4 -	47.356	123.5	1:15.743	136.1	33.679	***87.9***	2:36.778	(3)	84.05	1.246	16:21:28.313
5 -	***47.151***	***128.8***	1:14.757	***138.0***	34.513	79.7	2:36.421	(2)	84.24	0.889	16:24:04.734
6 -	47.432	127.8	***1:14.746***	137.5	***33.354***	81.4	***2:35.532***	(1)	***84.72***		***16:26:40.266***

P23 5 C3 JO.YOUNG / JA.YOUNG — Jaguar E-type

IDEAL LAP TIME : 2:35.585 BEST LAP TIME : 2:35.811 DIFFERENCE : 0.226

LAP	SECTOR 1		SECTOR 2		SECTOR 3		LAP TIME		MPH	DIFF	TIME OF DAY
1 -	48.295	***123.3***	1:16.230	133.4	33.920	87.0	2:38.445	(3)	83.16	2.634	16:10:21.386
2 -	1:02.372	61.1	1:52.705	57.4	IN PIT		3:37.680	P	60.53	1:01.869	16:13:59.066
3 -	OUTLAP	106.0	1:16.991	131.5	33.648	***87.8***	7:13.260		30.41	4:37.449	16:21:12.326
4 -	46.728	117.7	1:15.599	***134.2***	***33.484***	83.8	***2:35.811***	(1)	***84.57***		***16:23:48.137***
5 -	***46.690***	123.1	***1:15.411***	121.5	35.549	74.3	2:37.650	(2)	83.58	1.839	16:26:25.787

P24 13 C3 Shaun LYNN — AC Cobra

IDEAL LAP TIME : 2:35.184 BEST LAP TIME : 2:35.855 DIFFERENCE : 0.671

LAP	SECTOR 1		SECTOR 2		SECTOR 3		LAP TIME		MPH	DIFF	TIME OF DAY
1 -	OUTLAP	93.9	1:22.994	88.6	38.434	64.5	6:45.173		32.52	4:09.318	16:15:27.341
2 -	1:00.019	81.0	1:25.557	116.9	34.599	83.9	3:00.175		73.13	24.320	16:18:27.516
3 -	49.837	124.5	***1:14.846***	***140.3***	***33.033***	86.4	2:37.716	(2)	83.55	1.861	16:21:05.232
4 -	47.410	***131.3***	1:16.692	126.8	34.825	***87.7***	2:38.927	(3)	82.91	3.072	16:23:44.159
5 -	***47.305***	127.3	1:14.897	133.9	33.653	83.8	***2:35.855***	(1)	***84.55***		***16:26:20.014***

P25 199 CLP N.POWELL / E.POWELL — Lotus Elan

IDEAL LAP TIME : 2:35.417 BEST LAP TIME : 2:35.940 DIFFERENCE : 0.523

LAP	SECTOR 1		SECTOR 2		SECTOR 3		LAP TIME		MPH	DIFF	TIME OF DAY
1 -	48.626	115.3	1:20.928	121.7	34.591	84.5	2:44.145		80.28	8.205	16:10:47.638
2 -	52.032	96.5	1:45.042	56.4	IN PIT		3:23.297	P	64.82	47.357	16:14:10.935
3 -	OUTLAP	90.5	1:25.600	115.7	33.448	86.4	4:21.057		50.47	1:45.117	16:18:31.992
4 -	48.606	121.3	1:16.432	130.3	***32.491***	***88.3***	2:37.529	(3)	83.65	1.589	16:21:09.521
5 -	47.921	107.0	***1:15.680***	***131.0***	33.377	84.6	2:36.978	(2)	83.94	1.038	16:23:46.499
6 -	***47.246***	***122.4***	1:15.839	129.8	32.855	88.0	***2:35.940***	(1)	***84.50***		***16:26:22.439***

P26 19 C3 BEST / JONES-BEST — Jaguar E-type

IDEAL LAP TIME : 2:37.268 BEST LAP TIME : 2:37.376 DIFFERENCE : 0.108

LAP	SECTOR 1		SECTOR 2		SECTOR 3		LAP TIME		MPH	DIFF	TIME OF DAY
1 -	49.001	109.2	1:19.632	132.1	34.489	85.4	2:43.122		80.78	5.746	16:09:41.038
2 -	48.154	112.7	1:22.599	118.5	IN PIT		2:46.379	P	79.20	9.003	16:12:27.417
3 -	OUTLAP	64.2	1:30.698	87.2	39.182	83.7	5:32.942		39.57	2:55.566	16:18:00.359
4 -	50.387	110.7	1:17.904	131.0	33.984	***90.4***	2:42.275	(3)	81.20	4.899	16:20:42.634
5 -	***47.006***	***126.6***	***1:16.493***	***135.0***	33.877	81.0	***2:37.376***	(1)	***83.73***		***16:23:20.010***
6 -	47.578	121.5	1:17.647	132.8	***33.769***	87.9	2:38.994	(2)	82.88	1.618	16:25:59.004

P27 266 C3 MCFADDEN / CULLEN — Jaguar E-type

IDEAL LAP TIME : 2:36.003 BEST LAP TIME : 2:37.433 DIFFERENCE : 1.430

LAP	SECTOR 1		SECTOR 2		SECTOR 3		LAP TIME		MPH	DIFF	TIME OF DAY
1 -	48.258	***124.5***	1:17.070	123.8	34.879	89.9	2:40.207	(3)	82.25	2.774	16:09:50.817
2 -	47.107	109.4	1:17.588	117.1	IN PIT		2:39.652	P	82.54	2.219	16:12:30.469
3 -	OUTLAP	63.9	1:38.166	81.8	35.997	82.7	5:44.796		38.21	3:07.363	16:18:15.265
4 -	47.900	114.9	***1:15.887***	***139.8***	34.810	80.3	2:38.597	(2)	83.08	1.164	16:20:53.862
5 -	51.019	107.0	1:17.592	133.4	33.552	***90.1***	2:42.163		81.26	4.730	16:23:36.025
6 -	***46.787***	117.7	1:17.317	137.7	***33.329***	89.1	***2:37.433***	(1)	***83.70***		***16:26:13.458***

Weather / Track : Bright / Dry

Silverstone GP
Circuit Length = 3.6604 miles
Start: 16:03 Flag 16:32 End: 16:32

Silverstone Classic

International Trophy for Classic GT Cars (Pre '66)

QUALIFYING - RACE 18 - SECTOR ANALYSIS

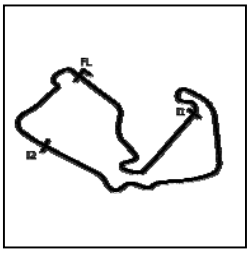

SECTOR 1 = FL to I1, SECTOR 2 = I1 to I2, SECTOR 3 = I2 to FL, DIFF = Difference To Personal Best Lap, P = Crossed Finish Line in Pit Lane, D = Time Disallowed

P28 163 CLP REICHMANN / TROMANS — Lotus Elan 26R

IDEAL LAP TIME : 2:37.600 BEST LAP TIME : 2:37.600 DIFFERENCE : 0.000

LAP	SECTOR 1		SECTOR 2		SECTOR 3		LAP TIME		MPH	DIFF	TIME OF DAY
1 -	***47.580***	115.7	***1:16.726***	***125.9***	***33.294***	***86.4***	***2:37.600***	**(1)**	***83.61***		***16:10:31.108***
2 -	57.392	56.9	1:51.309	57.6	IN PIT		3:35.553	**P**	61.13	57.953	16:14:06.661
3 -	OUTLAP	88.6	1:29.657	115.1	36.386	79.7	4:46.544		45.98	2:08.944	16:18:53.205
4 -	49.641	***116.9***	1:18.664	124.5	34.753	78.3	2:43.058	**(2)**	80.81	5.458	16:21:36.263
5 -	50.218	105.0	1:21.314	118.7	IN PIT		2:47.628	**P**	78.61	10.028	16:24:23.891

P29 29 C2 AHLERS / BELLINGER — Morgan Plus 4 SLR

IDEAL LAP TIME : 2:36.681 BEST LAP TIME : 2:38.189 DIFFERENCE : 1.508

LAP	SECTOR 1		SECTOR 2		SECTOR 3		LAP TIME		MPH	DIFF	TIME OF DAY
1 -	48.391	120.9	1:16.848	126.8	32.950	84.7	***2:38.189***	**(1)**	***83.30***		***16:09:25.318***
2 -	48.963	120.9	1:17.200	105.1	IN PIT		2:42.833	**P**	80.92	4.644	16:12:08.151
3 -	OUTLAP	84.5	1:30.100	120.2	34.214	85.4	4:14.014		51.87	1:35.825	16:16:22.165
4 -	49.102	107.8	1:21.191	122.6	34.470	83.2	2:44.763	**(2)**	79.98	6.574	16:19:06.928
5 -	48.558	120.6	1:18.024	125.9	IN PIT		2:38.422	**P**	83.18	0.233	16:21:45.350
6 -	OUTLAP	120.6	***1:16.549***	***127.5***	***32.579***	***87.0***	3:40.039		59.88	1:01.850	16:25:25.389

P30 43 CLP PEARSON / GRANT — Marcos 1800GT

IDEAL LAP TIME : 2:37.543 BEST LAP TIME : 2:38.303 DIFFERENCE : 0.760

LAP	SECTOR 1		SECTOR 2		SECTOR 3		LAP TIME		MPH	DIFF	TIME OF DAY
1 -	51.502	115.5	1:20.327	123.1	36.006	75.5	2:47.835	**(3)**	78.51	9.532	16:11:03.963
2 -	51.510	105.3	1:33.687	55.9	IN PIT		3:12.492	**P**	68.45	34.189	16:14:16.455
3 -	OUTLAP	95.4	1:22.915	121.5	33.387	86.8	4:33.719		48.14	1:55.416	16:18:50.174
4 -	***48.267***	118.7	1:17.756	124.0	***32.583***	***87.3***	2:38.606	**(2)**	83.08	0.303	16:21:28.780
5 -	48.280	***119.8***	***1:16.693***	121.1	33.330	***87.3***	***2:38.303***	**(1)**	***83.24***		***16:24:07.083***

P31 40 CLP Sander VAN GILS — Lotus Elan

IDEAL LAP TIME : 2:37.839 BEST LAP TIME : 2:38.585 DIFFERENCE : 0.746

LAP	SECTOR 1		SECTOR 2		SECTOR 3		LAP TIME		MPH	DIFF	TIME OF DAY
1 -	49.554	111.4	1:18.014	125.9	34.531	***86.7***	2:42.099	**(2)**	81.29	3.514	16:10:50.745
2 -	55.726	96.9	1:39.929	51.4	IN PIT		3:23.919	**P**	64.62	45.334	16:14:14.664
3 -	OUTLAP	107.3	***1:16.565***	126.8	***33.194***	85.7	7:15.872		30.23	4:37.287	16:21:30.536
4 -	***48.080***	***116.9***	1:16.968	***127.5***	33.537	82.0	***2:38.585***	**(1)**	***83.09***		***16:24:09.121***

P32 77 CLP ELLIS / FISH — Lotus Elan 26R

IDEAL LAP TIME : 2:37.758 BEST LAP TIME : 2:38.629 DIFFERENCE : 0.871

LAP	SECTOR 1		SECTOR 2		SECTOR 3		LAP TIME		MPH	DIFF	TIME OF DAY
1 -	50.364	115.1	1:18.501	124.9	34.747	85.0	2:43.612	**(3)**	80.54	4.983	16:11:15.807
2 -	51.764	101.8	1:29.620	87.0	IN PIT		3:07.968	**P**	70.10	29.339	16:14:23.775
3 -	OUTLAP	110.5	1:19.775	114.5	34.570	79.9	4:29.238		48.94	1:50.609	16:18:53.013
4 -	48.785	***119.8***	***1:16.854***	***125.2***	32.990	86.7	***2:38.629***	**(1)**	***83.07***		***16:21:31.642***
5 -	***47.997***	117.7	1:17.804	124.7	***32.907***	***87.4***	2:38.708	**(2)**	83.03	0.079	16:24:10.350

P33 223 CLP HYETT / FOX — Lotus Elan 26R

IDEAL LAP TIME : 2:38.874 BEST LAP TIME : 2:39.340 DIFFERENCE : 0.466

LAP	SECTOR 1		SECTOR 2		SECTOR 3		LAP TIME		MPH	DIFF	TIME OF DAY
1 -	52.325	118.1	1:17.763	125.6	35.669	81.7	2:45.757	**(3)**	79.50	6.417	16:11:15.494
2 -	50.949	112.0	1:28.832	70.7	IN PIT		3:06.724	**P**	70.57	27.384	16:14:22.218
3 -	OUTLAP	111.8	1:30.358	119.4	34.599	84.3	6:07.789		35.82	3:28.449	16:20:30.007
4 -	***48.919***	***122.0***	1:16.678	***128.8***	33.743	84.6	***2:39.340***	**(1)**	***82.70***		***16:23:09.347***
5 -	49.430	118.7	***1:16.364***	128.3	***33.591***	***86.5***	2:39.385	**(2)**	82.67	0.045	16:25:48.732

Weather / Track : Bright / Dry

Silverstone GP
Circuit Length = 3.6604 miles
Start: 16:03 Flag 16:32 End: 16:32

Silverstone Classic

International Trophy for Classic GT Cars (Pre '66)

QUALIFYING - RACE 18 - SECTOR ANALYSIS

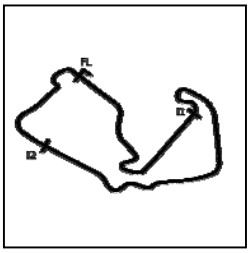

SECTOR 1 = FL to I1, SECTOR 2 = I1 to I2, SECTOR 3 = I2 to FL, DIFF = Difference To Personal Best Lap, P = Crossed Finish Line in Pit Lane, D = Time Disallowed

P34 96 C2 NYBLAEUS / WELCH — Austin Healey 3000

IDEAL LAP TIME : BEST LAP TIME : 2:40.202 DIFFERENCE :

LAP	SECTOR 1	SECTOR 2	SECTOR 3	LAP TIME		MPH	DIFF	TIME OF DAY
1 -				***2:40.202***	***(1)***	***82.25***		***16:09:33.864***
2 -				2:49.816	(2)	77.60	9.614	16:12:23.680
3 -				2:59.416	(3)	73.44	19.214	16:15:23.096
4 -				3:03.259		71.90	23.057	16:18:26.355
5 -			***IN PIT***	2:44.062	P	80.32	3.860	16:21:10.417
6 -				4:01.001		54.67	1:20.799	16:25:11.419

P35 66 C3 MCFADDEN / SHOVLIN — Jaguar E-type

IDEAL LAP TIME : 2:40.304 BEST LAP TIME : 2:40.917 DIFFERENCE : 0.613

LAP	SECTOR 1		SECTOR 2		SECTOR 3		LAP TIME		MPH	DIFF	TIME OF DAY
1 -	***48.461***	***122.6***	***1:17.562***	121.7	34.894	84.8	***2:40.917***	***(1)***	***81.89***		***16:10:22.477***
2 -	1:03.192	58.5	1:52.455	58.1	49.089	56.2	3:44.736	(3)	58.63	1:03.819	16:14:07.213
3 -	1:12.646	59.8	1:31.013	119.4	IN PIT		3:20.015	P	65.88	39.098	16:17:27.228
4 -	OUTLAP	93.0	1:19.821	***128.0***	34.282	81.3	4:17.607		51.15	1:36.690	16:21:44.835
5 -	49.089	115.9	1:18.839	127.8	***34.281***	86.1	2:42.209	(2)	81.23	1.292	16:24:27.044

P36 232 C3 Alasdair COATES — Ford Shelby Mustang GT350

IDEAL LAP TIME : 2:41.479 BEST LAP TIME : 2:41.779 DIFFERENCE : 0.300

LAP	SECTOR 1		SECTOR 2		SECTOR 3		LAP TIME		MPH	DIFF	TIME OF DAY
1 -	49.769	113.1	1:18.419	***130.0***	34.781	85.1	2:42.969		80.86	1.190	16:10:25.687
2 -	1:01.798	57.9	1:51.774	53.6	49.066	60.7	3:42.638		59.18	1:00.859	16:14:08.325
3 -	1:13.084	57.0	1:31.001	119.6	34.854	83.6	3:18.939		66.24	37.160	16:17:27.264
4 -	49.236	108.5	1:18.589	125.6	34.609	***85.4***	2:42.434	(3)	81.12	0.655	16:20:09.698
5 -	***48.804***	***118.5***	***1:18.126***	128.5	34.849	82.1	***2:41.779***	***(1)***	***81.45***		***16:22:51.477***
6 -	49.372	115.3	1:18.229	129.3	***34.549***	84.8	2:42.150	(2)	81.26	0.371	16:25:33.627

P37 84 CLP JONES / ATKINSON — Lotus Elan

IDEAL LAP TIME : 2:41.138 BEST LAP TIME : 2:42.154 DIFFERENCE : 1.016

LAP	SECTOR 1		SECTOR 2		SECTOR 3		LAP TIME		MPH	DIFF	TIME OF DAY
1 -	49.413	***120.2***	1:19.361	95.1	40.795	73.1	2:49.569	(3)	77.71	7.415	16:11:28.959
2 -	56.891	86.9	1:28.801	86.3	IN PIT		3:02.994	P	72.01	20.840	16:14:31.953
3 -	OUTLAP	106.8	1:19.597	124.7	33.753	83.2	4:25.584		49.61	1:43.430	16:18:57.537
4 -	***48.998***	113.1	1:18.785	***126.6***	34.371	77.0	***2:42.154***	***(1)***	***81.26***		***16:21:39.691***
5 -	49.031	117.5	1:19.455	125.2	***33.698***	***86.3***	2:42.184	(2)	81.25	0.030	16:24:21.875

P38 47 C1 PAUL / BOURNE — TVR Grantura

IDEAL LAP TIME : 2:42.685 BEST LAP TIME : 2:42.769 DIFFERENCE : 0.084

LAP	SECTOR 1		SECTOR 2		SECTOR 3		LAP TIME		MPH	DIFF	TIME OF DAY
1 -	49.614	111.4	***1:19.282***	119.6	***33.873***	***85.1***	***2:42.769***	***(1)***	***80.96***		***16:10:13.118***
2 -	***49.530***	99.8	1:21.173	115.9	IN PIT		2:45.467	P	79.63	2.698	16:12:58.585
3 -	OUTLAP	58.1	1:31.205	87.8	38.746	84.0	5:00.562		43.84	2:17.793	16:17:59.147
4 -	52.914	***113.5***	1:21.841	119.8	35.801	81.4	2:50.556	(2)	77.26	7.787	16:20:49.703
5 -	50.969	112.4	1:21.876	***120.0***	IN PIT		2:46.628	P	79.08	3.859	16:23:36.331

P39 207 C2 HARRIS / WILMOTH — Austin Healey 3000

IDEAL LAP TIME : 2:42.400 BEST LAP TIME : 2:43.166 DIFFERENCE : 0.766

LAP	SECTOR 1		SECTOR 2		SECTOR 3		LAP TIME		MPH	DIFF	TIME OF DAY
1 -	49.388	109.6	1:19.465	125.9	***34.313***	***86.9***	***2:43.166***	***(1)***	***80.76***		***16:09:45.828***
2 -	***48.886***	***115.1***	1:19.800	122.6	35.688	84.9	2:44.374	(2)	80.16	1.208	16:12:30.202
3 -	51.784	84.4	1:26.059	92.5	38.156	70.7	2:55.999	(3)	74.87	12.833	16:15:26.201
4 -	59.555	85.1	1:27.153	105.3	IN PIT		3:04.385	P	71.46	21.219	16:18:30.586
5 -	OUTLAP	109.1	***1:19.201***	***127.3***	34.581	83.5	3:08.783		69.80	25.617	16:21:39.369
6 -	48.925	111.1	1:20.166	121.5	IN PIT		2:45.536	P	79.60	2.370	16:24:24.905

Weather / Track : Bright / Dry

Silverstone GP
Circuit Length = 3.6604 miles
Start: 16:03 Flag 16:32 End: 16:32

Silverstone Classic

International Trophy for Classic GT Cars (Pre '66)

QUALIFYING - RACE 18 - SECTOR ANALYSIS

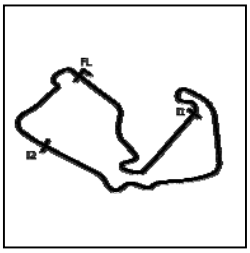

SECTOR 1 = FL to I1, SECTOR 2 = I1 to I2, SECTOR 3 = I2 to FL, DIFF = Difference To Personal Best Lap, P = Crossed Finish Line in Pit Lane, D = Time Disallowed

P40 162 CLP Mel TAYLOR — Lotus Elan

IDEAL LAP TIME : 2:42.767 BEST LAP TIME : 2:43.219 DIFFERENCE : 0.452

LAP	SECTOR 1		SECTOR 2		SECTOR 3		LAP TIME		MPH	DIFF	TIME OF DAY
1 -	54.882	89.8	1:22.884	99.2	40.336	78.3	2:58.102		73.99	14.883	16:11:27.017
2 -	56.953	89.1	1:29.145	92.4	39.658	75.6	3:05.756		70.94	22.537	16:14:32.773
3 -	1:05.481	43.9	1:34.280	84.3	39.337	80.0	3:19.098		66.18	35.879	16:17:51.871
4 -	50.667	***116.1***	1:20.826	122.6	***34.346***	***87.1***	2:45.839	(2)	79.46	2.620	16:20:37.710
5 -	***49.987***	111.8	***1:18.434***	***123.3***	34.798	79.8	***2:43.219***	(1)	***80.73***		***16:23:20.929***
6 -	51.215	110.0	1:29.033	110.1	37.430	81.1	2:57.678	(3)	74.16	14.459	16:26:18.607

P41 75 CLP Martin ANGLE — Lotus Elan

IDEAL LAP TIME : 2:42.974 BEST LAP TIME : 2:43.444 DIFFERENCE : 0.470

LAP	SECTOR 1		SECTOR 2		SECTOR 3		LAP TIME		MPH	DIFF	TIME OF DAY
1 -	50.880	108.5	1:20.392	89.8	40.724	79.1	2:51.996	(3)	76.61	8.552	16:11:30.102
2 -	57.517	92.0	1:28.755	100.0	IN PIT		3:03.773	P	71.70	20.329	16:14:33.875
3 -	OUTLAP	94.1	1:25.451	101.8	36.476	80.5	4:02.261		54.39	1:18.817	16:18:36.136
4 -	50.131	***113.9***	***1:18.580***	***126.6***	***34.733***	***81.5***	***2:43.444***	(1)	***80.62***		***16:21:19.580***
5 -	***49.661***	107.2	1:19.934	125.9	37.007	75.6	2:46.602	(2)	79.09	3.158	16:24:06.182

P42 38 CLP Cliff GRAY — Lotus Elan

IDEAL LAP TIME : 2:43.785 BEST LAP TIME : 2:44.199 DIFFERENCE : 0.414

LAP	SECTOR 1		SECTOR 2		SECTOR 3		LAP TIME		MPH	DIFF	TIME OF DAY
1 -	51.302	110.5	***1:20.069***	***122.4***	35.279	81.6	2:46.650	(3)	79.07	2.451	16:10:02.987
2 -	51.583	92.3	1:24.018	119.4	36.464	76.8	2:52.065		76.58	7.866	16:12:55.052
3 -	51.969	106.6	1:21.823	120.9	35.624	79.9	2:49.416		77.78	5.217	16:15:44.468
4 -	50.994	104.0	1:24.450	115.5	34.762	***83.9***	2:50.206		77.42	6.007	16:18:34.674
5 -	49.845	***115.5***	1:20.337	119.6	***34.017***	83.7	***2:44.199***	(1)	***80.25***		***16:21:18.873***
6 -	***49.699***	***115.5***	1:20.708	***122.4***	35.396	77.8	2:45.803	(2)	79.47	1.604	16:24:04.676

P43 191 C2 HOLME / GREENSALL — Austin Healey 3000 Mk2

IDEAL LAP TIME : 2:41.419 BEST LAP TIME : 2:44.287 DIFFERENCE : 2.868

LAP	SECTOR 1		SECTOR 2		SECTOR 3		LAP TIME		MPH	DIFF	TIME OF DAY
1 -	51.877	***117.7***	1:18.884	121.5	35.123	85.4	2:45.884	(2)	79.43	1.597	16:11:14.178
2 -	50.786	115.3	1:29.104	64.2	49.404	72.3	3:09.294	(3)	69.61	25.007	16:14:23.472
3 -	1:10.840	57.0	1:35.192	85.7	39.005	***86.0***	3:25.037		64.27	40.750	16:17:48.509
4 -	49.947	111.4	1:19.912	119.6	***34.428***	85.4	***2:44.287***	(1)	***80.21***		***16:20:32.796***
5 -	***49.275***	116.1	1:21.916	119.8	IN PIT		2:45.769	P	79.49	1.482	16:23:18.565

P44 24 C3 Don DIMITRIADIS — Ford Shelby Mustang GT350

IDEAL LAP TIME : 2:44.357 BEST LAP TIME : 2:44.357 DIFFERENCE : 0.000

LAP	SECTOR 1		SECTOR 2		SECTOR 3		LAP TIME		MPH	DIFF	TIME OF DAY
1 -	51.711	105.0	1:20.097	125.6	36.159	***81.4***	2:47.967	(3)	78.45	3.610	16:10:02.614
2 -	52.825	86.9	1:25.213	105.8	37.221	76.8	2:55.259		75.19	10.902	16:12:57.873
3 -	51.309	108.4	1:21.610	110.3	37.313	79.7	2:50.232		77.41	5.875	16:15:48.105
4 -	50.702	***117.5***	1:22.108	100.0	36.219	81.3	2:49.029		77.96	4.672	16:18:37.134
5 -	***50.012***	112.7	***1:18.756***	121.7	***35.589***	79.1	***2:44.357***	(1)	***80.17***		***16:21:21.491***
6 -	51.047	114.9	1:20.134	124.0	35.978	80.2	2:47.159	(2)	78.83	2.802	16:24:08.650

P45 48 C3 FISKEN / BL'-EDWARDS — Jaguar E-type

IDEAL LAP TIME : 2:42.612 BEST LAP TIME : 2:44.366 DIFFERENCE : 1.754

LAP	SECTOR 1		SECTOR 2		SECTOR 3		LAP TIME		MPH	DIFF	TIME OF DAY
1 -	50.608	117.1	***1:18.885***	125.9	34.873	83.1	***2:44.366***	(1)	***80.17***		***16:10:41.610***
2 -	50.842	102.6	1:48.131	57.0	48.601	57.1	3:27.574	(3)	63.48	43.208	16:14:09.184
3 -	1:12.934	58.2	1:31.701	121.5	IN PIT		3:19.337	P	66.10	34.971	16:17:28.521
4 -	OUTLAP	106.5	1:21.113	123.5	34.904	84.5	3:58.236		55.31	1:13.870	16:21:26.757
5 -	51.422	117.9	1:21.062	115.9	37.029	***86.4***	2:49.513	(2)	77.73	5.147	16:24:16.270

Weather / Track : Bright / Dry

Silverstone GP
Circuit Length = 3.6604 miles
Start: 16:03 Flag 16:32 End: 16:32

Silverstone Classic

International Trophy for Classic GT Cars (Pre '66)

QUALIFYING - RACE 18 - SECTOR ANALYSIS

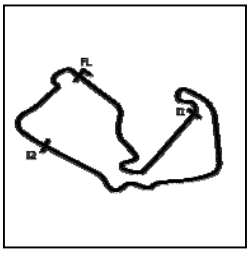

SECTOR 1 = FL to I1, SECTOR 2 = I1 to I2, SECTOR 3 = I2 to FL, DIFF = Difference To Personal Best Lap, P = Crossed Finish Line in Pit Lane, D = Time Disallowed

P46 67 CLP Graham TUPPEN — Lotus Elan

IDEAL LAP TIME : 2:44.365 BEST LAP TIME : 2:44.706 DIFFERENCE : 0.341

LAP	SECTOR 1		SECTOR 2		SECTOR 3		LAP TIME		MPH	DIFF	TIME OF DAY
1 -	53.757	90.0	1:24.609	115.3	38.469	71.9	2:56.835		74.52	12.129	16:11:39.667
2 -	52.376	96.1	1:25.623	99.4	38.689	77.5	2:56.688		74.58	11.982	16:14:36.355
3 -	1:04.594	36.8	1:34.099	84.6	39.588	75.5	3:18.281		66.46	33.575	16:17:54.636
4 -	51.874	89.7	1:22.545	118.7	35.890	79.4	2:50.309	(3)	77.37	5.603	16:20:44.945
5 -	49.573	107.7	***1:20.343***	121.1	35.685	***79.9***	2:45.601	(2)	79.57	0.895	16:23:30.546
6 -	***49.353***	***112.5***	1:20.684	***124.0***	***34.669***	79.8	***2:44.706***	(1)	***80.00***		***16:26:15.252***

P47 133 C2 BELL / LEIGH — Austin Healey 3000

IDEAL LAP TIME : 2:43.152 BEST LAP TIME : 2:45.248 DIFFERENCE : 2.096

LAP	SECTOR 1		SECTOR 2		SECTOR 3		LAP TIME		MPH	DIFF	TIME OF DAY
1 -	***49.719***	115.5	1:20.615	118.7	34.914	84.8	***2:45.248***	(1)	***79.74***		***16:09:37.771***
2 -	49.839	***119.1***	1:20.449	113.5	37.439	80.9	2:47.727	(2)	78.56	2.479	16:12:25.498
3 -	55.552	87.1	1:26.117	90.0	38.398	64.4	3:00.067	(3)	73.18	14.819	16:15:25.565
4 -	59.375	86.8	1:26.671	112.7	35.035	82.1	3:01.081		72.77	15.833	16:18:26.646
5 -	50.825	118.7	1:19.727	120.9	IN PIT		2:44.259	P	80.22		16:21:10.905

P48 11 C3 Larry TUCKER — Ford Shelby Mustang GT350

IDEAL LAP TIME : 2:44.390 BEST LAP TIME : 2:45.408 DIFFERENCE : 1.018

LAP	SECTOR 1		SECTOR 2		SECTOR 3		LAP TIME		MPH	DIFF	TIME OF DAY
1 -	50.513	***122.6***	***1:19.174***	128.8	35.972	77.4	2:45.659	(3)	79.54	0.251	16:11:04.866
2 -	53.546	99.8	1:31.744	54.3	IN PIT		3:14.621	P	67.71	29.213	16:14:19.487
3 -	OUTLAP	105.5	1:21.324	129.5	35.479	***81.7***	6:27.062		34.04	3:41.654	16:20:46.549
4 -	50.475	118.1	1:19.579	***134.2***	***35.423***	80.4	2:45.477	(2)	79.63	0.069	16:23:32.026
5 -	***49.793***	115.3	1:19.371	127.8	36.244	79.2	***2:45.408***	(1)	***79.66***		***16:26:17.434***

P49 101 C1 Til BECHTOLSHEIMER — MGB

IDEAL LAP TIME : 2:46.552 BEST LAP TIME : 2:46.998 DIFFERENCE : 0.446

LAP	SECTOR 1		SECTOR 2		SECTOR 3		LAP TIME		MPH	DIFF	TIME OF DAY
1 -	51.692	105.3	***1:21.209***	***113.7***	35.216	81.0	2:48.117	(3)	78.38	1.119	16:10:52.429
2 -	55.362	94.9	1:39.444	56.8	50.062	76.5	3:24.868		64.32	37.870	16:14:17.297
3 -	1:12.105	50.3	1:33.084	89.4	37.298	81.3	3:22.487		65.07	35.489	16:17:39.784
4 -	51.779	106.8	1:21.507	112.4	35.314	81.1	2:48.600		78.16	1.602	16:20:28.384
5 -	***50.970***	***107.5***	1:21.655	113.3	***34.373***	***81.8***	***2:46.998***	(1)	***78.90***		***16:23:15.382***
6 -	51.075	107.3	1:22.234	***113.7***	34.576	81.6	2:47.885	(2)	78.49	0.887	16:26:03.267

P50 51 C1 WILKINSON / KINSELLA — MGB Roadster

IDEAL LAP TIME : 2:46.358 BEST LAP TIME : 2:47.129 DIFFERENCE : 0.771

LAP	SECTOR 1		SECTOR 2		SECTOR 3		LAP TIME		MPH	DIFF	TIME OF DAY
1 -	51.652	103.0	***1:21.361***	109.1	34.609	78.6	2:47.622	(2)	78.61	0.493	16:11:06.741
2 -	53.972	99.5	1:30.561	58.2	49.580	69.9	3:14.113	(3)	67.88	26.984	16:14:20.854
3 -	1:11.779	47.6	1:35.865	86.9	38.868	78.6	3:26.512		63.81	39.383	16:17:47.366
4 -	51.585	102.9	1:21.532	***109.4***	***34.012***	***79.6***	***2:47.129***	(1)	***78.84***		***16:20:34.495***
5 -	***50.985***	***104.0***	1:21.421	***109.4***	IN PIT		2:44.772	P	79.97		16:23:19.267

P51 168 B1 GORDON / FINBURGH — Lotus Elite

IDEAL LAP TIME : 2:48.062 BEST LAP TIME : 2:48.502 DIFFERENCE : 0.440

LAP	SECTOR 1		SECTOR 2		SECTOR 3		LAP TIME		MPH	DIFF	TIME OF DAY
1 -	53.075	101.8	1:22.020	112.4	35.562	79.6	2:50.657	(2)	77.21	2.155	16:10:20.809
2 -	1:04.318	57.0	1:52.206	56.1	IN PIT		3:43.057	P	59.07	54.555	16:14:03.866
3 -	OUTLAP	77.4	1:22.628	113.1	***35.453***	***80.5***	7:16.689		30.17	4:28.187	16:21:20.555
4 -	***50.969***	***106.6***	1:21.829	113.1	35.704	78.6	***2:48.502***	(1)	***78.20***		***16:24:09.057***

Weather / Track : Bright / Dry

Silverstone GP
Circuit Length = 3.6604 miles
Start: 16:03 Flag 16:32 End: 16:32

Silverstone Classic

International Trophy for Classic GT Cars (Pre '66)

QUALIFYING - RACE 18 - SECTOR ANALYSIS

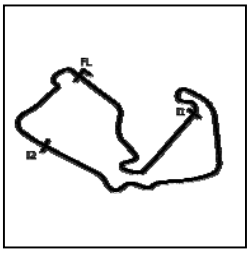

SECTOR 1 = FL to I1, SECTOR 2 = I1 to I2, SECTOR 3 = I2 to FL, DIFF = Difference To Personal Best Lap, P = Crossed Finish Line in Pit Lane, D = Time Disallowed

P52 152 C1 WEST / WILKINSON — MGB Roadster

IDEAL LAP TIME : 2:48.777 BEST LAP TIME : 2:49.138 DIFFERENCE : 0.361

LAP	SECTOR 1		SECTOR 2		SECTOR 3		LAP TIME		MPH	DIFF	TIME OF DAY
1 -	53.570	99.1	1:24.107	92.3	40.730	73.9	2:58.407	(2)	73.86	9.269	16:11:29.286
2 -	57.296	95.5	1:28.777	95.4	38.817	78.6	3:04.890	(3)	71.27	15.752	16:14:34.176
3 -	1:05.842	38.3	1:33.982	86.5	IN PIT		3:20.699	P	65.65	31.561	16:17:54.875
4 -	OUTLAP	105.1	***1:22.377***	111.1	36.510	77.5	4:30.750		48.67	1:41.612	16:22:25.625
5 -	***51.243***	105.1	1:22.738	***111.6***	***35.157***	***79.6***	***2:49.138***	(1)	***77.91***		***16:25:14.763***

P53 115 CLP KENT / LOW — Lotus Elan 26R

IDEAL LAP TIME : 2:48.004 BEST LAP TIME : 2:49.151 DIFFERENCE : 1.147

LAP	SECTOR 1		SECTOR 2		SECTOR 3		LAP TIME		MPH	DIFF	TIME OF DAY
1 -	56.141	101.5	1:23.702	116.7	38.520	71.7	2:58.363	(2)	73.88	9.212	16:10:58.972
2 -	54.859	108.4	1:34.071	55.4	51.485	69.3	3:20.415	(3)	65.75	31.264	16:14:19.387
3 -	1:10.688	46.8	1:33.193	93.7	IN PIT		3:26.544	P	63.80	37.393	16:17:45.931
4 -	OUTLAP	***110.0***	1:21.609	***121.5***	36.172	76.1	4:07.086		53.33	1:17.935	16:21:53.017
5 -	53.021	102.6	1:21.140	120.0	***34.990***	***78.3***	***2:49.151***	(1)	***77.90***		***16:24:42.168***

P54 262 C1 Roderick SMITH — MGB

IDEAL LAP TIME : 2:49.660 BEST LAP TIME : 2:49.660 DIFFERENCE : 0.000

LAP	SECTOR 1		SECTOR 2		SECTOR 3		LAP TIME		MPH	DIFF	TIME OF DAY
1 -	1:02.466	68.2	1:30.176	82.4	39.303	78.3	3:11.945		68.65	22.285	16:18:01.543
2 -	52.076	106.8	1:22.997	112.0	35.933	79.7	2:51.006	(2)	77.06	1.346	16:20:52.549
3 -	52.850	104.6	1:22.909	***112.4***	35.605	77.4	2:51.364	(3)	76.89	1.704	16:23:43.913
4 -	***51.912***	***107.2***	***1:22.480***	110.7	***35.268***	***80.1***	***2:49.660***	(1)	***77.67***		***16:26:33.573***

P55 911 C1 Peter TOGNOLA — Porsche 911

IDEAL LAP TIME : 2:50.106 BEST LAP TIME : 2:50.868 DIFFERENCE : 0.762

LAP	SECTOR 1		SECTOR 2		SECTOR 3		LAP TIME		MPH	DIFF	TIME OF DAY
1 -	51.779	111.4	1:24.387	116.3	36.926	81.0	2:53.092		76.13	2.224	16:10:50.112
2 -	55.070	101.9	1:40.222	55.1	50.079	69.6	3:25.371		64.16	34.503	16:14:15.483
3 -	1:12.762	55.4	1:31.662	96.1	37.024	80.7	3:21.448		65.41	30.580	16:17:36.931
4 -	51.322	113.1	1:24.700	***120.6***	36.847	80.6	2:52.869	(3)	76.22	2.001	16:20:29.800
5 -	***51.208***	***115.3***	***1:23.001***	120.4	36.659	76.5	***2:50.868***	(1)	***77.12***		***16:23:20.668***
6 -	52.535	114.3	1:23.226	120.4	***35.897***	***82.4***	2:51.658	(2)	76.76	0.790	16:26:12.326

P56 91 CLP W.GOFF / M.GOFF — Lotus Elan 26R

IDEAL LAP TIME : 2:51.160 BEST LAP TIME : 2:51.555 DIFFERENCE : 0.395

LAP	SECTOR 1		SECTOR 2		SECTOR 3		LAP TIME		MPH	DIFF	TIME OF DAY
1 -	54.019	96.8	1:27.555	104.6	39.152	72.0	3:00.726		72.91	9.171	16:11:43.016
2 -	53.721	98.3	1:26.939	103.2	38.226	74.4	2:58.886		73.66	7.331	16:14:41.902
3 -	1:00.294	37.9	1:34.133	79.3	40.674	72.5	3:15.101		67.54	23.546	16:17:57.003
4 -	54.399	102.4	1:25.725	106.6	37.545	75.9	2:57.669	(3)	74.17	6.114	16:20:54.672
5 -	***52.882***	***108.0***	1:22.927	107.0	37.462	***76.6***	2:53.271	(2)	76.05	1.716	16:23:47.943
6 -	53.277	106.6	***1:21.750***	***111.1***	***36.528***	66.0	***2:51.555***	(1)	***76.81***		***16:26:39.498***

P57 61 C2 OREBI-GANN / BELL — Morgan Plus 4 SLR

IDEAL LAP TIME : 2:46.014 BEST LAP TIME : 2:55.437 DIFFERENCE : 9.423

LAP	SECTOR 1		SECTOR 2		SECTOR 3		LAP TIME		MPH	DIFF	TIME OF DAY
1 -	52.009	104.2	1:22.849	104.5	40.579	78.7	***2:55.437***	(1)	***75.11***		***16:11:27.947***
2 -	56.595	86.9	1:29.080	93.2	39.936	78.3	3:05.611	(2)	70.99	10.174	16:14:33.558
3 -	1:05.763	39.9	1:33.824	90.4	39.552	***81.7***	3:19.139	(3)	66.17	23.702	16:17:52.697
4 -	53.001	114.9	***1:20.488***	122.4	IN PIT		2:51.917	P	76.65		16:20:44.614
5 -	OUTLAP	110.7	1:22.194	***123.1***	***34.741***	81.3	4:51.730		45.17	1:56.293	16:25:36.344

Weather / Track : Bright / Dry

Silverstone GP
Circuit Length = 3.6604 miles
Start: 16:03 Flag 16:32 End: 16:32

Silverstone Classic

International Trophy for Classic GT Cars (Pre '66)

QUALIFYING - RACE 18 - SECTOR ANALYSIS

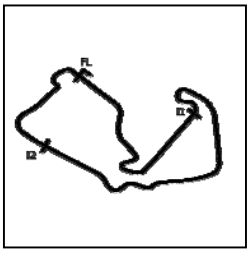

SECTOR 1 = FL to I1, SECTOR 2 = I1 to I2, SECTOR 3 = I2 to FL, DIFF = Difference To Personal Best Lap, P = Crossed Finish Line in Pit Lane, D = Time Disallowed

P58 136 C1 Peter MALLETT — MGB Roadster

IDEAL LAP TIME : 2:55.411 BEST LAP TIME : 2:57.779 DIFFERENCE : 2.368

LAP	SECTOR 1		SECTOR 2		SECTOR 3		LAP TIME		MPH	DIFF	TIME OF DAY
1 -	***53.548***	102.7	1:26.932	103.0	41.779	73.5	3:02.259	(3)	72.30	4.480	16:11:25.708
2 -	56.768	98.5	1:29.257	104.8	39.822	72.4	3:05.847		70.90	8.068	16:14:31.555
3 -	1:04.377	48.7	1:34.401	84.4	40.572	73.5	3:19.350		66.10	21.571	16:17:50.905
4 -	55.147	103.5	1:26.511	***110.1***	***36.935***	77.1	2:58.593	(2)	73.78	0.814	16:20:49.498
5 -	53.902	***104.5***	***1:24.928***	108.2	38.949	74.7	***2:57.779***	(1)	***74.12***		***16:23:47.277***

P59 4 B2 JAMES / LETTS — Chevrolet Corvette

IDEAL LAP TIME : 2:55.093 BEST LAP TIME : 2:59.020 DIFFERENCE : 3.927

LAP	SECTOR 1		SECTOR 2		SECTOR 3		LAP TIME		MPH	DIFF	TIME OF DAY
1 -	***54.879***	***93.2***	***1:23.597***	112.9	40.544	72.0	***2:59.020***	(1)	***73.61***		***16:11:26.317***
2 -	57.038	90.0	1:29.106	101.2	39.835	74.3	3:05.979	(3)	70.85	6.959	16:14:32.296
3 -	1:04.700	45.0	1:33.956	83.7	IN PIT		3:20.494	P	65.72	21.474	16:17:52.790
4 -	OUTLAP	84.0	1:31.754	103.8	37.782	***75.5***	5:27.058		40.29	2:28.038	16:23:19.848
5 -	59.010	90.0	1:28.042	101.2	38.744	71.5	3:05.796	(2)	70.92	6.776	16:26:25.644

P60 107 C1 BURNETT / SWIFT — Ogle SX 1000

IDEAL LAP TIME : 2:47.432 BEST LAP TIME : 3:00.200 DIFFERENCE : 12.768

LAP	SECTOR 1		SECTOR 2		SECTOR 3		LAP TIME		MPH	DIFF	TIME OF DAY
1 -	***54.680***	110.0	1:25.946	90.4	40.192	73.7	3:00.818	(2)	72.87	0.618	16:11:50.353
2 -	55.254	92.5	1:25.261	104.0	39.685	61.3	***3:00.200***	(1)	***73.12***		***16:14:50.553***
3 -	1:01.019	67.9	1:30.268	83.4	IN PIT		3:10.334	P	69.23	10.134	16:18:00.887
4 -	OUTLAP	***111.6***	***1:19.120***	***116.7***	***33.632***	***80.6***	8:30.743		25.80	5:30.543	16:26:31.630

P61 49 B1 INGRAM / ROWLEY — Lotus Elite S2

IDEAL LAP TIME : 2:57.629 BEST LAP TIME : 3:00.467 DIFFERENCE : 2.838

LAP	SECTOR 1		SECTOR 2		SECTOR 3		LAP TIME		MPH	DIFF	TIME OF DAY
1 -	***54.886***	100.4	1:27.895	101.0	IN PIT		3:04.279	P	71.51	3.812	16:11:56.642
2 -	OUTLAP	79.6	1:37.303	79.3	42.439	65.8	5:03.219		43.45	2:02.752	16:16:59.861
3 -	1:00.690	94.2	1:27.732	105.5	38.642	69.9	3:07.064	(3)	70.44	6.597	16:20:06.925
4 -	55.402	***101.6***	1:27.447	104.2	37.618	70.0	***3:00.467***	(1)	***73.02***		***16:23:07.392***
5 -	56.495	99.1	1:28.622	104.3	37.599	73.3	3:02.716	(2)	72.12	2.249	16:26:10.108

P62 31 B1 Ian BURFORD — TVR Grantura Mk1 Climax

IDEAL LAP TIME : 3:09.807 BEST LAP TIME : 3:10.295 DIFFERENCE : 0.488

LAP	SECTOR 1		SECTOR 2		SECTOR 3		LAP TIME		MPH	DIFF	TIME OF DAY
1 -	1:00.792	88.1	1:38.305	80.4	IN PIT		3:18.170	P	66.49	7.875	16:12:05.659
2 -	OUTLAP	84.2	1:38.584	86.5	42.865	66.5	4:32.678		48.32	1:22.383	16:16:38.337
3 -	1:00.752	84.5	1:34.328	93.8	***38.546***	68.2	3:13.626	(2)	68.05	3.331	16:19:51.963
4 -	***58.599***	89.0	***1:32.662***	94.1	39.034	***68.8***	***3:10.295***	(1)	***69.24***		***16:23:02.258***
5 -	58.813	***90.4***	1:58.691	84.8	40.425	65.8	3:37.929	(3)	60.46	27.634	16:26:40.187

Weather / Track : Bright / Dry

Silverstone GP
Circuit Length = 3.6604 miles
Start: 16:03 Flag 16:32 End: 16:32

Silverstone Classic

International Trophy for Classic GT Cars (Pre '66)

QUALIFYING - RACE 18 - BEST SECTORS

	SECTOR 1			SECTOR 2			SECTOR 3		
POS	NO	NAME	TIME	NO	NAME	TIME	NO	NAME	TIME
1	192	THOMAS / LOCKIE	44.612	33	MINSHAW	1:11.676	211	G.DODD / J.DODD	31.498
2	144	POCHCIOL / HANS	44.858	76	D.HART / O.HART	1:11.973	76	D.HART / O.HART	31.613
3	33	MINSHAW	45.118	144	POCHCIOL / HANS	1:12.073	52	MAYDON	31.712
4	211	G.DODD / J.DODD	45.122	192	THOMAS / LOCKIE	1:12.311	53	J.PEARSON / G.PE	31.788
5	76	D.HART / O.HART	45.123	211	G.DODD / J.DODD	1:12.632	16	HADDON	31.818
6	53	J.PEARSON / G.PE	45.422	53	J.PEARSON / G.PE	1:12.741	33	MINSHAW	31.861
7	32	SPIERS	45.532	32	SPIERS	1:12.870	79	MARTIN	32.270
8	172	COOK / STANLEY	45.783	172	COOK / STANLEY	1:13.286	32	SPIERS	32.282
9	52	MAYDON	45.862	52	MAYDON	1:13.467	172	COOK / STANLEY	32.320
10	16	HADDON	46.183	151	YATES / TWYMAN	1:13.827	127	STRETTON	32.324
11	151	YATES / TWYMAN	46.253	16	HADDON	1:13.834	192	THOMAS / LOCKIE	32.352
12	89	MA.WRIGLEY / MI.\	46.412	127	STRETTON	1:14.223	7	FRIEDRICHS / HAD	32.450
13	8	KENT / OSBORNE	46.659	121	GOLDSMITH	1:14.244	199	N.POWELL / E.POV	32.491
14	79	MARTIN	46.668	89	MA.WRIGLEY / MI.\	1:14.439	29	AHLERS / BELLING	32.579
15	5	JO.YOUNG / JA.YO	46.690	30	ATTARD / INGRAM	1:14.746	43	PEARSON / GRANT	32.583
16	127	STRETTON	46.700	174	DONNOR	1:14.756	174	DONNOR	32.618
17	266	MCFADDEN / CULL	46.787	13	LYNN	1:14.846	121	GOLDSMITH	32.741
18	7	FRIEDRICHS / HAD	46.815	7	FRIEDRICHS / HAD	1:15.297	8	KENT / OSBORNE	32.821
19	19	BEST / JONES-BES	47.006	8	KENT / OSBORNE	1:15.301	151	YATES / TWYMAN	32.856
20	174	DONNOR	47.128	79	MARTIN	1:15.302	89	MA.WRIGLEY / MI.\	32.886
21	30	ATTARD / INGRAM	47.151	5	JO.YOUNG / JA.YO	1:15.411	77	ELLIS / FISH	32.907
22	199	N.POWELL / E.POV	47.246	199	N.POWELL / E.POV	1:15.680	144	POCHCIOL / HANS	32.955
23	13	LYNN	47.305	266	MCFADDEN / CULL	1:15.887	13	LYNN	33.033
24	121	GOLDSMITH	47.455	223	HYETT / FOX	1:16.364	40	VAN GILS	33.194
25	29	AHLERS / BELLING	47.553	19	BEST / JONES-BES	1:16.493	163	REICHMANN / TRO	33.294
26	163	REICHMANN / TRO	47.580	29	AHLERS / BELLING	1:16.549	266	MCFADDEN / CULL	33.329
27	77	ELLIS / FISH	47.997	40	VAN GILS	1:16.565	30	ATTARD / INGRAM	33.354
28	40	VAN GILS	48.080	43	PEARSON / GRANT	1:16.693	5	JO.YOUNG / JA.YO	33.484
29	43	PEARSON / GRANT	48.267	163	REICHMANN / TRO	1:16.726	223	HYETT / FOX	33.591
30	66	MCFADDEN / SHO\	48.461	77	ELLIS / FISH	1:16.854	107	BURNETT / SWIFT	33.632
31	232	COATES	48.804	66	MCFADDEN / SHO\	1:17.562	84	JONES / ATKINSON	33.698
32	207	HARRIS / WILMOTH	48.886	191	HOLME / GREENS/	1:17.716	19	BEST / JONES-BES	33.769
33	223	HYETT / FOX	48.919	232	COATES	1:18.126	47	PAUL / BOURNE	33.873
34	84	JONES / ATKINSON	48.998	162	TAYLOR	1:18.434	51	WILKINSON / KINSI	34.012
35	191	HOLME / GREENS/	49.275	84	JONES / ATKINSON	1:18.442	38	GRAY	34.017
36	67	TUPPEN	49.353	75	ANGLE	1:18.580	66	MCFADDEN / SHO\	34.281
37	48	FISKEN / BL'-EDW/	49.384	24	DIMITRIADIS	1:18.756	207	HARRIS / WILMOTH	34.313
38	47	PAUL / BOURNE	49.530	48	FISKEN / BL'-EDW/	1:18.885	48	FISKEN / BL'-EDW/	34.343
39	75	ANGLE	49.661	133	BELL / LEIGH	1:18.943	162	TAYLOR	34.346
40	38	GRAY	49.699	107	BURNETT / SWIFT	1:19.120	101	BECHTOLSHEIMEF	34.373
41	133	BELL / LEIGH	49.719	11	TUCKER	1:19.174	191	HOLME / GREENS/	34.428
42	11	TUCKER	49.793	207	HARRIS / WILMOTH	1:19.201	133	BELL / LEIGH	34.490
43	162	TAYLOR	49.987	47	PAUL / BOURNE	1:19.282	232	COATES	34.549
44	24	DIMITRIADIS	50.012	38	GRAY	1:20.069	67	TUPPEN	34.669
45	61	OREBI-GANN / BEL	50.785	67	TUPPEN	1:20.343	75	ANGLE	34.733
46	168	GORDON / FINBUR	50.969	61	OREBI-GANN / BEL	1:20.488	61	OREBI-GANN / BEL	34.741
47	101	BECHTOLSHEIMEF	50.970	115	KENT / LOW	1:20.963	115	KENT / LOW	34.990
48	51	WILKINSON / KINSI	50.985	101	BECHTOLSHEIMEF	1:21.209	152	WEST / WILKINSON	35.157
49	911	TOGNOLA	51.208	51	WILKINSON / KINSI	1:21.361	262	SMITH	35.268
50	152	WEST / WILKINSON	51.243	168	GORDON / FINBUR	1:21.640	11	TUCKER	35.423
51	262	SMITH	51.912	91	W.GOFF / M.GOFF	1:21.750	168	GORDON / FINBUR	35.453
52	115	KENT / LOW	52.051	152	WEST / WILKINSON	1:22.377	24	DIMITRIADIS	35.589
53	91	W.GOFF / M.GOFF	52.882	262	SMITH	1:22.480	911	TOGNOLA	35.897
54	136	MALLETT	53.548	911	TOGNOLA	1:23.001	91	W.GOFF / M.GOFF	36.528
55	107	BURNETT / SWIFT	54.680	4	JAMES / LETTS	1:23.597	4	JAMES / LETTS	36.617
56	4	JAMES / LETTS	54.879	136	MALLETT	1:24.928	136	MALLETT	36.935
57	49	INGRAM / ROWLEY	54.886	49	INGRAM / ROWLEY	1:25.295	49	INGRAM / ROWLEY	37.448
58	31	BURFORD	58.599	31	BURFORD	1:32.662	31	BURFORD	38.546
59									
60									
61									
62									

	IDEAL / BEST COMPARISON				
POS	NO	NAME	IDEAL	BEST	DIFF
		PERFECT LAP	2:27.786		
1	33	MINSHAW	2:28.655	2:29.456	0.801
2	76	D.HART / O.HART	2:28.709	2:28.752	0.043
3	211	G.DODD / J.DODD	2:29.252	2:29.660	0.408
4	192	THOMAS / LOCKIE	2:29.275	2:29.385	0.110
5	144	POCHCIOL / HANSOI	2:29.886	2:29.886	0.000
6	53	J.PEARSON / G.PEAI	2:29.951	2:29.951	0.000
7	32	SPIERS	2:30.684	2:30.836	0.152
8	52	MAYDON	2:31.041	2:31.155	0.114
9	172	COOK / STANLEY	2:31.389	2:31.389	0.000
10	16	HADDON	2:31.835	2:32.036	0.201
11	151	YATES / TWYMAN	2:32.936	2:33.410	0.474
12	127	STRETTON	2:33.247	2:33.247	0.000
13	89	MA.WRIGLEY / MI.WI	2:33.737	2:34.750	1.013
14	79	MARTIN	2:34.240	2:34.240	0.000
15	121	GOLDSMITH	2:34.440	2:35.100	0.660
16	174	DONNOR	2:34.502	2:35.328	0.826
17	7	FRIEDRICHS / HADF	2:34.562	2:34.578	0.016
18	8	KENT / OSBORNE	2:34.781	2:35.343	0.562
19	13	LYNN	2:35.184	2:35.855	0.671
20	30	ATTARD / INGRAM	2:35.251	2:35.532	0.281
21	199	N.POWELL / E.POWE	2:35.417	2:35.940	0.523
22	5	JO.YOUNG / JA.YOU	2:35.585	2:35.811	0.226
23	266	MCFADDEN / CULLE	2:36.003	2:37.433	1.430
24	29	AHLERS / BELLINGE	2:36.681	2:38.189	1.508
25	19	BEST / JONES-BEST	2:37.268	2:37.376	0.108
26	43	PEARSON / GRANT	2:37.543	2:38.303	0.760
27	163	REICHMANN / TROM	2:37.600	2:37.600	0.000
28	77	ELLIS / FISH	2:37.758	2:38.629	0.871
29	40	VAN GILS	2:37.839	2:38.585	0.746
30	223	HYETT / FOX	2:38.874	2:39.340	0.466
31	66	MCFADDEN / SHOVL	2:40.304	2:40.917	0.613
32	84	JONES / ATKINSON	2:41.138	2:42.154	1.016
33	191	HOLME / GREENSAL	2:41.419	2:44.287	2.868
34	232	COATES	2:41.479	2:41.779	0.300
35	207	HARRIS / WILMOTH	2:42.400	2:43.166	0.766
36	48	FISKEN / BL'-EDWAR	2:42.612	2:44.366	1.754
37	47	PAUL / BOURNE	2:42.685	2:42.769	0.084
38	162	TAYLOR	2:42.767	2:43.219	0.452
39	75	ANGLE	2:42.974	2:43.444	0.470
40	133	BELL / LEIGH	2:43.152	2:45.248	2.096
41	38	GRAY	2:43.785	2:44.199	0.414
42	24	DIMITRIADIS	2:44.357	2:44.357	0.000
43	67	TUPPEN	2:44.365	2:44.706	0.341
44	11	TUCKER	2:44.390	2:45.408	1.018
45	61	OREBI-GANN / BELL	2:46.014	2:55.437	9.423
46	51	WILKINSON / KINSEL	2:46.358	2:47.129	0.771
47	101	BECHTOLSHEIMER	2:46.552	2:46.998	0.446
48	107	BURNETT / SWIFT	2:47.432	3:00.200	12.768
49	115	KENT / LOW	2:48.004	2:49.151	1.147
50	168	GORDON / FINBURG	2:48.062	2:48.502	0.440
51	152	WEST / WILKINSON	2:48.777	2:49.138	0.361
52	262	SMITH	2:49.660	2:49.660	0.000
53	911	TOGNOLA	2:50.106	2:50.868	0.762
54	91	W.GOFF / M.GOFF	2:51.160	2:51.555	0.395
55	4	JAMES / LETTS	2:55.093	2:59.020	3.927
56	136	MALLETT	2:55.411	2:57.779	2.368
57	49	INGRAM / ROWLEY	2:57.629	3:00.467	2.838
58	31	BURFORD	3:09.807	3:10.295	0.488
59	21	COTTINGHAM / BRY/		2:33.406	
60	166	FENN / HILL		2:31.505	
61	96	NYBLAEUS / WELCH		2:40.202	
62	3	SOPER		2:29.378	

Weather / Track : Bright / Dry

Silverstone GP
Circuit Length = 3.6604 miles
Start: 16:03 Flag 16:32 End: 16:32

Results can be found at www.tsl-timing.com

Printed - 16:38 Friday, 26 July 2019

Silverstone Classic

International Trophy for Classic GT Cars (Pre '66)

QUALIFYING - RACE 18 - BEST SPEEDS

	INTERMEDIATE 1			INTERMEDIATE 2			FINISH LINE		
POS	NO	NAME	MPH	NO	NAME	MPH	NO	NAME	MPH
1	76	D.HART / O.HART	138.3	76	D.HART / O.HART	147.8	33	MINSHAW	94.6
2	192	THOMAS / LOCKIE	138.0	144	POCHCIOL / HANSON	147.8	211	G.DODD / J.DODD	92.9
3	144	POCHCIOL / HANSON	137.5	192	THOMAS / LOCKIE	146.2	53	J.PEARSON / G.PEARSON	92.3
4	33	MINSHAW	134.7	32	SPIERS	145.2	192	THOMAS / LOCKIE	91.8
5	53	J.PEARSON / G.PEARSON	131.3	53	J.PEARSON / G.PEARSON	143.3	76	D.HART / O.HART	91.6
6	13	LYNN	131.3	33	MINSHAW	142.7	89	MA.WRIGLEY / MI.WRIGLEY	91.5
7	211	G.DODD / J.DODD	130.5	211	G.DODD / J.DODD	141.8	172	COOK / STANLEY	91.1
8	89	MA.WRIGLEY / MI.WRIGLEY	130.0	151	YATES / TWYMAN	141.5	151	YATES / TWYMAN	91.1
9	121	GOLDSMITH	129.8	172	COOK / STANLEY	140.6	52	MAYDON	90.9
10	151	YATES / TWYMAN	129.3	121	GOLDSMITH	140.3	121	GOLDSMITH	90.8
11	174	DONNOR	128.8	13	LYNN	140.3	16	HADDON	90.5
12	30	ATTARD / INGRAM	128.8	127	STRETTON	140.1	32	SPIERS	90.4
13	52	MAYDON	127.0	266	MCFADDEN / CULLEN	139.8	19	BEST / JONES-BEST	90.4
14	127	STRETTON	127.0	174	DONNOR	138.6	79	MARTIN	90.3
15	32	SPIERS	126.8	89	MA.WRIGLEY / MI.WRIGLEY	138.0	174	DONNOR	90.1
16	19	BEST / JONES-BEST	126.6	30	ATTARD / INGRAM	138.0	8	KENT / OSBORNE	90.1
17	172	COOK / STANLEY	124.9	7	FRIEDRICHS / HADFIELD	136.6	266	MCFADDEN / CULLEN	90.1
18	8	KENT / OSBORNE	124.7	8	KENT / OSBORNE	136.6	127	STRETTON	89.1
19	266	MCFADDEN / CULLEN	124.5	19	BEST / JONES-BEST	135.0	7	FRIEDRICHS / HADFIELD	88.6
20	16	HADDON	123.8	5	JO.YOUNG / JA.YOUNG	134.2	199	N.POWELL / E.POWELL	88.3
21	5	JO.YOUNG / JA.YOUNG	123.3	11	TUCKER	134.2	30	ATTARD / INGRAM	87.9
22	79	MARTIN	122.9	52	MAYDON	132.3	5	JO.YOUNG / JA.YOUNG	87.8
23	66	MCFADDEN / SHOVLIN	122.6	199	N.POWELL / E.POWELL	131.0	13	LYNN	87.7
24	11	TUCKER	122.6	79	MARTIN	130.3	77	ELLIS / FISH	87.4
25	199	N.POWELL / E.POWELL	122.4	232	COATES	130.0	43	PEARSON / GRANT	87.3
26	29	AHLERS / BELLINGER	122.2	16	HADDON	129.5	162	TAYLOR	87.1
27	223	HYETT / FOX	122.0	223	HYETT / FOX	128.8	29	AHLERS / BELLINGER	87.0
28	84	JONES / ATKINSON	120.2	66	MCFADDEN / SHOVLIN	128.0	66	MCFADDEN / SHOVLIN	87.0
29	7	FRIEDRICHS / HADFIELD	120.0	48	FISKEN / BL'-EDWARDS	127.8	207	HARRIS / WILMOTH	86.9
30	43	PEARSON / GRANT	119.8	29	AHLERS / BELLINGER	127.5	40	VAN GILS	86.7
31	77	ELLIS / FISH	119.8	40	VAN GILS	127.5	223	HYETT / FOX	86.5
32	48	FISKEN / BL'-EDWARDS	119.1	191	HOLME / GREENSALL	127.5	163	REICHMANN / TROMANS	86.4
33	133	BELL / LEIGH	119.1	207	HARRIS / WILMOTH	127.3	48	FISKEN / BL'-EDWARDS	86.4
34	232	COATES	118.5	24	DIMITRIADIS	126.8	84	JONES / ATKINSON	86.3
35	191	HOLME / GREENSALL	117.7	84	JONES / ATKINSON	126.6	191	HOLME / GREENSALL	86.0
36	24	DIMITRIADIS	117.5	75	ANGLE	126.6	232	COATES	85.4
37	163	REICHMANN / TROMANS	116.9	163	REICHMANN / TROMANS	125.9	133	BELL / LEIGH	85.2
38	40	VAN GILS	116.9	77	ELLIS / FISH	125.2	47	PAUL / BOURNE	85.1
39	162	TAYLOR	116.1	43	PEARSON / GRANT	124.2	38	GRAY	83.9
40	38	GRAY	115.5	67	TUPPEN	124.0	911	TOGNOLA	82.4
41	911	TOGNOLA	115.3	162	TAYLOR	123.3	101	BECHTOLSHEIMER	81.8
42	207	HARRIS / WILMOTH	115.1	133	BELL / LEIGH	123.1	11	TUCKER	81.7
43	61	OREBI-GANN / BELL	115.1	61	OREBI-GANN / BELL	123.1	61	OREBI-GANN / BELL	81.7
44	75	ANGLE	113.9	4	JAMES / LETTS	122.6	75	ANGLE	81.5
45	47	PAUL / BOURNE	113.5	38	GRAY	122.4	24	DIMITRIADIS	81.4
46	67	TUPPEN	112.5	115	KENT / LOW	121.5	107	BURNETT / SWIFT	80.6
47	107	BURNETT / SWIFT	111.6	911	TOGNOLA	120.6	168	GORDON / FINBURGH	80.5
48	115	KENT / LOW	110.0	47	PAUL / BOURNE	120.0	262	SMITH	80.1
49	91	W.GOFF / M.GOFF	108.0	107	BURNETT / SWIFT	116.7	67	TUPPEN	79.9
50	101	BECHTOLSHEIMER	107.5	168	GORDON / FINBURGH	113.9	51	WILKINSON / KINSELLA	79.6
51	152	WEST / WILKINSON	107.2	101	BECHTOLSHEIMER	113.7	152	WEST / WILKINSON	79.6
52	262	SMITH	107.2	262	SMITH	112.4	115	KENT / LOW	78.3
53	168	GORDON / FINBURGH	106.6	152	WEST / WILKINSON	111.6	136	MALLETT	78.1
54	136	MALLETT	104.5	91	W.GOFF / M.GOFF	111.1	49	INGRAM / ROWLEY	77.0
55	51	WILKINSON / KINSELLA	104.0	136	MALLETT	110.1	91	W.GOFF / M.GOFF	76.6
56	49	INGRAM / ROWLEY	101.6	51	WILKINSON / KINSELLA	109.4	4	JAMES / LETTS	75.5
57	4	JAMES / LETTS	93.2	49	INGRAM / ROWLEY	109.1	31	BURFORD	68.8
58	31	BURFORD	90.4	31	BURFORD	94.9			
59									
60									
61									
62									

Weather / Track : Bright / Dry

Silverstone GP
Circuit Length = 3.6604 miles
Start: 16:03 Flag 16:32 End: 16:32

Silverstone Classic

International Trophy for Classic GT Cars (Pre '66)

QUALIFYING - RACE 18 - STATISTICS

Competitors Started	62
Planned Start	2019-07-26 @ 16:05:00.000
Actual Start	2019-07-26 @ 16:03:33.256
Finish Time	2019-07-26 @ 16:32:38.308
Track Length	3.6604mi.
Total Laps	344
Total Distance Covered	1259.2112mi.

Session Fastest Lap History

NO	CL	NAME	LAP TIME	TIME OF DAY	LAP	VEHICLE
144	C3	**POCHCIOL / HANSON**	**2:29.886**	16:09:12.140	1	AC Cobra
76	C3	**D.HART / O.HART**	**2:29.339**	16:09:17.528	1	AC Cobra Daytona Coupe
76	C3	**D.HART / O.HART**	**2:28.752**	16:22:58.897	6	AC Cobra Daytona Coupe

Flag History

TYPE	TIME OF DAY
GREEN	16:03:33.256
SAFETY	16:10:27.084
GREEN	16:17:26.427
RED	16:26:44.523
FINISH	16:32:38.308

Flag Statistics

TYPE	COUNT	TOTAL LAPS	TOTAL TIME
Green	2	5	16:11.925
Red	1	0	5:53.784
Safety Car	1	2	6:59.342
FCY	0	0	0.000

Silverstone GP
Circuit Length = 3.6604 miles
Start: 16:03 Flag 16:32 End: 16:32

Weather / Track : Bright / Dry

These results are provisional until the conclusion of any judicial and technical matters.

Clerk Of Course :		Timekeeper :

Silverstone Classic

International Trophy for Classic GT Cars (Pre '66)

QUALIFYING - RACE 18 - STATISTICS

CLASS : CLP

18 Starters

Fastest Lap History

NO	NAME	LAP TIME	TIME OF DAY	LAP	VEHICLE
52	**Ron MAYDON**	**2:31.155**	16:09:16.594	1	Ginetta G4R
3	**Steve SOPER**	**2:30.925**	16:23:57.052	5	Lotus Elan 26R
3	**Steve SOPER**	**2:29.378**	16:26:26.430	6	Lotus Elan 26R

Silverstone GP

Weather / Track : Bright / Dry

Circuit Length = 3.6604 miles

These results are provisional until the conclusion of any judicial and technical matters.

Start: 16:03 Flag 16:32 End: 16:32

Clerk Of Course :		Timekeeper :

Silverstone Classic

International Trophy for Classic GT Cars (Pre '66)

QUALIFYING - RACE 18 - STATISTICS

CLASS : B2

1 Starters

Fastest Lap History

NO	NAME	LAP TIME	TIME OF DAY	LAP	VEHICLE
4	**JAMES / LETTS**	**2:59.020**	16:11:26.323	1	Chevrolet Corvette

Silverstone GP

Weather / Track : Bright / Dry

Circuit Length = 3.6604 miles

These results are provisional until the conclusion of any judicial and technical matters.

Start: 16:03 Flag 16:32 End: 16:32

Clerk Of Course :		Timekeeper :

Silverstone Classic

International Trophy for Classic GT Cars (Pre '66)

QUALIFYING - RACE 18 - STATISTICS

CLASS : C3

26 Starters

Fastest Lap History

NO	NAME	LAP TIME	TIME OF DAY	LAP	VEHICLE
144	**POCHCIOL / HANSON**	**2:29.886**	16:09:12.140	1	AC Cobra
76	**D.HART / O.HART**	**2:29.339**	16:09:17.528	1	AC Cobra Daytona Coupe
76	**D.HART / O.HART**	**2:28.752**	16:22:58.897	6	AC Cobra Daytona Coupe

Silverstone GP

Weather / Track : Bright / Dry

Circuit Length = 3.6604 miles

These results are provisional until the conclusion of any judicial and technical matters.

Start: 16:03 Flag 16:32 End: 16:32

Clerk Of Course :		Timekeeper :

Silverstone Classic

International Trophy for Classic GT Cars (Pre '66)

QUALIFYING - RACE 18 - STATISTICS

CLASS : C2

6 Starters

Fastest Lap History

NO	NAME	LAP TIME	TIME OF DAY	LAP	VEHICLE
29	**AHLERS / BELLINGER**	**2:38.189**	16:09:25.328	1	Morgan Plus 4 SLR

Silverstone GP

Weather / Track : Bright / Dry

Circuit Length = 3.6604 miles

These results are provisional until the conclusion of any judicial and technical matters.

Start: 16:03 Flag 16:32 End: 16:32

Clerk Of Course :		Timekeeper :

Silverstone Classic

International Trophy for Classic GT Cars (Pre '66)

QUALIFYING - RACE 18 - STATISTICS

CLASS : B1

3 Starters

Fastest Lap History

NO	NAME	LAP TIME	TIME OF DAY	LAP	VEHICLE
168	**GORDON / FINBURGH**	**2:50.657**	16:10:20.812	1	Lotus Elite
168	**GORDON / FINBURGH**	**2:48.502**	16:24:09.061	4	Lotus Elite

Silverstone GP

Weather / Track : Bright / Dry

Circuit Length = 3.6604 miles

These results are provisional until the conclusion of any judicial and technical matters.

Start: 16:03 Flag 16:32 End: 16:32

Clerk Of Course :		Timekeeper :

Silverstone Classic

International Trophy for Classic GT Cars (Pre '66)

QUALIFYING - RACE 18 - STATISTICS

CLASS : C1

8 Starters

Fastest Lap History

NO	NAME	LAP TIME	TIME OF DAY	LAP	VEHICLE
47	**PAUL / BOURNE**	**2:42.769**	16:10:13.129	1	TVR Grantura

Silverstone GP

Weather / Track : Bright / Dry

Circuit Length = 3.6604 miles

These results are provisional until the conclusion of any judicial and technical matters.

Start: 16:03 Flag 16:32 End: 16:32

Clerk Of Course :		Timekeeper :

HSCC

Masters HISTORIC RACING

SilverstoneClassic 26|27|28 JULY 2019

Silverstone Classic

International Trophy for Classic GT Cars (Pre '66)

RACE 18 - GRID (50 minutes) - AMENDED v2

Sheet No:	Issue Time:

ROW 29	57	43		PEARSON / GRANT
ROW 28	55	107	3:00.200	BURNETT / SWIFT
ROW 27	53	61	2:55.437	OREBI-GANN / BELL
ROW 26	51	911	2:50.868	Peter TOGNOLA
ROW 25	49	115	2:49.151	KENT / LOW
ROW 24	47	168	2:48.502	GORDON / FINBURGH
ROW 23	45	101	2:46.998	Til BECHTOLSHEIMER
ROW 22	43	133	2:45.248	BELL / LEIGH
ROW 21	41	48	2:44.366	FISKEN / CLARK
ROW 20	39	191	2:44.287	HOLME / GREENSALL
ROW 19	37	162	2:43.219	Mel TAYLOR
ROW 18	35	47	2:42.769	PAUL / BOURNE
ROW 17	33	232	2:41.779	Alasdair COATES
ROW 16	31	96	2:40.202	NYBLAEUS / WELCH
ROW 15	29	77	2:38.629	ELLIS / FISH
ROW 14	27	29	2:38.189	AHLERS / BELLINGER
ROW 13	25	266	2:37.433	MCFADDEN / CULLEN
ROW 12	23	199	2:35.940	N.POWELL / E.POWELL
ROW 11	21	5	2:35.811	JO.YOUNG / JA.YOUNG
ROW 10	19	8	2:35.343	KENT / OSBORNE
ROW 9	17	89	2:34.750	MA.WRIGLEY / MI.WRIGLEY
ROW 8	15	79	2:34.240	Mark MARTIN
ROW 7	13	21	2:33.406	COTTINGHAM / BRYANT
ROW 6	11	16	2:32.036	Andrew HADDON
ROW 5	9	172	2:31.389	COOK / STANLEY
ROW 4	7	53	2:29.951	J.PEARSON / G.PEARSON
ROW 3	5	211	2:29.660	G.DODD / J.DODD
ROW 2	3	192	2:29.385	THOMAS / LOCKIE
ROW 1	1	76	2:28.752	D.HART / O.HART
			Pole	

56	49	3:00.467	INGRAM / ROWLEY
54	136	2:57.779	Peter MALLETT
52	91	2:51.555	W.GOFF / M.GOFF
50	262	2:49.660	Roderick SMITH
48	152	2:49.138	WEST / WILKINSON
46	51	2:47.129	WILKINSON / KINSELLA
44	11	2:45.408	Larry TUCKER
42	67	2:44.706	Graham TUPPEN
40	24	2:44.357	Don DIMITRIADIS
38	75	2:43.444	Martin ANGLE
36	207	2:43.166	HARRIS / WILMOTH
34	84	2:42.154	JONES / ATKINSON
32	66	2:40.917	MCFADDEN / SHOVLIN
30	223	2:39.340	HYETT / FOX
28	40	2:38.585	Sander VAN GILS
26	163	2:37.600	REICHMANN / TROMANS
24	19	2:37.376	BEST / JONES-BEST
22	13	2:35.855	Shaun LYNN
20	30	2:35.532	ATTARD / INGRAM
18	174	2:35.328	Mark DONNOR
16	7	2:34.578	FRIEDRICHS / HADFIELD
14	151	2:33.410	YATES / TWYMAN
12	127	2:33.247	Martin STRETTON
10	166	2:31.505	FENN / HILL
8	32	2:30.836	John SPIERS
6	144	2:29.886	POCHCIOL / HANSON
4	33	2:29.456	Jon MINSHAW
2	3	2:29.378	Steve SOPER

Cars 4 & 121 - Withdrawn.

Silverstone GP
Circuit Length = 3.6604 miles

These results are provisional until the conclusion of any judicial and technical matters.

Clerk Of Course :	Steward :	Timekeeper :

Results can be found at www.tsl-timing.com

Printed - 10:35 Sunday, 28 July 2019

HSCC

Masters HISTORIC RACING

SilverstoneClassic 26|27|28 JULY 2019

Silverstone Classic

International Trophy for Classic GT Cars (Pre '66)

RACE 18 - CLASSIFICATION

Sheet No:	Issue Time:

POS	NO	CL	PIC	NAME	ENTRY	LAPS	TIME	GAP	DIFF	MPH	BEST	ON
1	192	C3	1	THOMAS / LOCKIE	Shelby Daytona Cobra	20	51:22.327			85.50	2:28.462	14
2	76	C3	2	D.HART / O.HART	AC Cobra Daytona Coupe	20	51:34.940	12.613	12.613	85.15	2:27.815	19
3	211	C3	3	G.DODD / J.DODD	Jaguar E-type	20	51:58.556	36.229	23.616	84.51	2:29.630	18
4	33	C3	4	Jon MINSHAW	Jaguar E-type	20	52:04.721	42.394	6.165	84.34	2:30.170	16
5	32	C3	5	John SPIERS	TVR Griffith	20	52:13.227	50.900	8.506	84.11	2:30.174	20
6	53	C3	6	J.PEARSON / G.PEARSON	Jaguar E-type	20	52:28.852	1:06.525	15.625	83.69	2:31.687	5
7	127	C3	7	Martin STRETTON	Jaguar E-type	20	52:34.786	1:12.459	5.934	83.54	2:31.157	19
8	172	C3	8	COOK / STANLEY	Shelby Cobra 289	20	52:36.524	1:14.197	1.738	83.49	2:30.098	20
9	16	CLP	1	Andrew HADDON	Lotus Elan	20	52:42.165	1:19.838	5.641	83.34	2:31.986	19
10	89	C3	9	MA.WRIGLEY / MI.WRIGLEY	Jaguar E-type	20	53:27.765	2:05.438	45.600	82.16	2:33.350	16
11	174	C3	10	Mark DONNOR	Jaguar E-type	20	53:39.768	2:17.441	12.003	81.85	2:33.776	7
12	199	CLP	2	N.POWELL / E.POWELL	Lotus Elan	20	54:01.967	2:39.640	22.199	81.29	2:33.047	16
13	7	C3	11	FRIEDRICHS / HADFIELD	Aston Martin DP214	19	51:23.063	1 Lap	1 Lap	81.21	2:32.661	16
14	5	C3	12	JO.YOUNG / JA.YOUNG	Jaguar E-type	19	51:23.624	1 Lap	0.561	81.19	2:34.242	7
15	30	C3	13	ATTARD / INGRAM	Chevrolet Corvette Stingray	19	51:28.773	1 Lap	5.149	81.06	2:34.538	9
16	13	C3	14	Shaun LYNN	AC Cobra	19	51:31.661	1 Lap	2.888	80.98	2:34.099	15
17	40	CLP	3	Sander VAN GILS	Lotus Elan	19	51:39.397	1 Lap	7.736	80.78	2:35.742	13
18	151	C3	15	YATES / TWYMAN	AC Cobra	19	51:54.951	1 Lap	15.554	80.37	2:33.212	16
19	29	C2	1	AHLERS / BELLINGER	Morgan Plus 4 SLR	19	52:03.775	1 Lap	8.824	80.15	2:37.164	13
20	19	C3	16	BEST / JONES-BEST	Jaguar E-type	19	52:20.113	1 Lap	16.338	79.73	2:34.174	13
21	223	CLP	4	HYETT / FOX	Lotus Elan 26R	19	52:20.798	1 Lap	0.685	79.71	2:35.209	19
22	96	C2	2	NYBLAEUS / WELCH	Austin Healey 3000	19	52:34.312	1 Lap	13.514	79.37	2:37.577	19
23	75	CLP	5	Martin ANGLE	Lotus Elan	19	52:48.551	1 Lap	14.239	79.01	2:39.071	16
24	163	CLP	6	REICHMANN / TROMANS	Lotus Elan 26R	19	52:49.210	1 Lap	0.659	79.00	2:36.784	5
25	191	C2	3	HOLME / GREENSALL	Austin Healey 3000 Mk2	19	52:55.410	1 Lap	6.200	78.84	2:37.825	11
26	43	CLP	7	PEARSON / GRANT	Marcos 1800GT	19	53:04.246	1 Lap	8.836	78.63	2:37.798	19
27	84	CLP	8	JONES / ATKINSON	Lotus Elan	19	53:19.710	1 Lap	15.464	78.25	2:40.530	5
28	66	C3	17	MCFADDEN / SHOVLIN	Jaguar E-type	19	53:21.894	1 Lap	2.184	78.19	2:40.649	10
29	67	CLP	9	Graham TUPPEN	Lotus Elan	19	53:28.836	1 Lap	6.942	78.02	2:41.662	15
30	207	C2	4	HARRIS / WILMOTH	Austin Healey 3000	19	53:31.729	1 Lap	2.893	77.95	2:41.823	6
31	107	C1	1	BURNETT / SWIFT	Ogle SX 1000	19	53:48.102	1 Lap	16.373	77.56	2:41.363	16
32	11	C3	18	Larry TUCKER	Ford Shelby Mustang GT350	19	53:57.662	1 Lap	9.560	77.33	2:42.727	6
33	47	C1	2	PAUL / BOURNE	TVR Grantura	19	54:04.315	1 Lap	6.653	77.17	2:42.254	9
34	133 *	C2	5	BELL / LEIGH	Austin Healey 3000	19	54:05.278	1 Lap	0.963	77.15	2:40.379	6
35	266	B2	1	MCFADDEN / CULLEN	Jaguar E-type	18	49:38.448	2 Laps	1 Lap	79.63	2:34.554	17
36	61	C2	6	OREBI-GANN / BELL	Morgan Plus 4 SLR	18	51:22.915	2 Laps	1:44.467	76.94	2:42.067	6
37	91	CLP	10	W.GOFF / M.GOFF	Lotus Elan 26R	18	51:33.613	2 Laps	10.698	76.67	2:38.342	18
38	101	C1	3	Til BECHTOLSHEIMER	MGB	18	51:43.949	2 Laps	10.336	76.41	2:44.587	13
39	24	C3	19	Don DIMITRIADIS	Ford Shelby Mustang GT350	18	51:46.387	2 Laps	2.438	76.35	2:43.604	2
40	162	CLP	11	Mel TAYLOR	Lotus Elan	18	51:46.543	2 Laps	0.156	76.35	2:42.228	15
41	48	B2	2	FISKEN / CLARK	Jaguar E-type	18	51:52.447	2 Laps	5.904	76.21	2:42.543	6
42	168	B1	1	GORDON / FINBURGH	Lotus Elite	18	52:22.540	2 Laps	30.093	75.48	2:45.629	18
43	51	C1	4	WILKINSON / KINSELLA	MGB Roadster	18	52:35.959	2 Laps	13.419	75.15	2:47.305	17
44	152 *	C1	5	WEST / WILKINSON	MGB Roadster	18	53:09.127	2 Laps	33.168	74.37	2:46.833	17
45	115	CLP	12	KENT / LOW	Lotus Elan 26R	18	53:41.081	2 Laps	31.954	73.63	2:46.349	7
46	232	C3	20	Alasdair COATES	Ford Shelby Mustang GT350	17	47:47.802	3 Laps	1 Lap	78.11	2:40.134	12
47	49	B1	2	INGRAM / ROWLEY	Lotus Elite S2	17	51:55.769	3 Laps	4:07.967	71.89	2:51.841	15
48	136	C1	6	Peter MALLETT	MGB Roadster	17	52:05.131	3 Laps	9.362	71.68	2:53.238	16
49	144	C3	21	POCHCIOL / HANSON	AC Cobra	17	53:06.291	3 Laps	1:01.160	70.30	2:28.913	14
50	262	C1	7	Roderick SMITH	MGB	16	47:51.184	4 Laps	1 Lap	73.43	2:48.734	15
51	21 *	C3	22	COTTINGHAM / BRYANT	AC Cobra	15	40:40.211	5 Laps	1 Lap	81.00	2:32.096	12
					NOT CLASSIFIED							
NC	911	C1		Peter TOGNOLA	Porsche 911	12	48:26.972	8 Laps	3 Laps	54.39	2:54.915	3
NC	79	CLP		Mark MARTIN	Lotus Elan 26R	11	54:16.206	9 Laps	1 Lap	44.51	2:35.163	6
NC	3 *	CLP		Steve SOPER	Lotus Elan 26R	10	25:18.604	10 Laps	1 Lap	86.77	2:30.449	5
NC	166	CLP		FENN / HILL	Lotus Elan 26R	7	18:27.241	13 Laps	3 Laps	83.31	2:35.743	5
NC	8	C3		KENT / OSBORNE	Jaguar E-type	6	15:58.624	14 Laps	1 Lap	82.47	2:33.707	5
NC	77	CLP		ELLIS / FISH	Lotus Elan 26R	3	8:18.932	17 Laps	3 Laps	79.23	2:43.390	3

FASTEST LAP

76	C3	D.HART / O.HART	AC Cobra Daytona Coupe	19	2:27.815	89.15 mph	143.47 kph
3	CLP	Steve SOPER	Lotus Elan 26R	5	2:30.449	87.58 mph	140.96 kph
266	B2	MCFADDEN / CULLEN	Jaguar E-type	17	2:34.554	85.26 mph	137.21 kph
29	C2	AHLERS / BELLINGER	Morgan Plus 4 SLR	13	2:37.164	83.84 mph	134.93 kph
107	C1	BURNETT / SWIFT	Ogle SX 1000	16	2:41.363	81.66 mph	131.42 kph

Silverstone GP

Weather / Track : Bright / Dry

Circuit Length = 3.6604 miles

These results are provisional until the conclusion of any judicial and technical matters.

Start: 14:00 Flag 14:51 End: 14:55

Clerk Of Course :	Steward :	Timekeeper :

Silverstone Classic

International Trophy for Classic GT Cars (Pre '66)

RACE 18 - CLASSIFICATION

Sheet No:	Issue Time:

168	B1	GORDON / FINBURGH	Lotus Elite	**18**	2:45.629	79.56 mph	128.04 kph

***Cars 21 & 152 - 30 second penalty, pit stop taken outside of pit window.**
***Car 133 - 41 second penalty, speeding in Pit Lane.**

Silverstone GP
Circuit Length = 3.6604 miles
Start: 14:00 Flag 14:51 End: 14:55

Weather / Track : Bright / Dry
These results are provisional until the conclusion of any judicial and technical matters.

Clerk Of Course :	Steward :	Timekeeper :

Silverstone Classic

International Trophy for Classic GT Cars (Pre '66)

RACE 18 - LAP CHART

LAP 1	@ 14:03:05.732	
NO	BEHIND	LAP TIME
76		2:31.586
192	0.305	2:31.891
33	0.815	2:32.401
211	1.075	2:32.661
53	1.623	2:33.209
3	1.843	2:33.429
32	3.202	2:34.788
172	5.689	2:37.275
127	6.001	2:37.587
21	6.935	2:38.521
16	7.205	2:38.791
166	10.893	2:42.479
89	11.319	2:42.905
5	12.435	2:44.021
266	12.569	2:44.155
30	13.378	2:44.964
151	13.904	2:45.490
174	14.229	2:45.815
199	15.322	2:46.908
13	16.019	2:47.605
19	17.174	2:48.760
163	17.769	2:49.355
223	17.897	2:49.483
40	18.479	2:50.065
144	18.787	2:50.373 **P**
7	19.180	2:50.766
29	19.877	2:51.463
66	20.184	2:51.770
77	20.500	2:52.086
232	21.048	2:52.634
84	21.588	2:53.174
96	23.309	2:54.895
207	23.842	2:55.428
47	24.488	2:56.074
79	26.370	2:57.956
75	26.827	2:58.413
8	27.855	2:59.441
24	28.537	3:00.123
191	28.567	3:00.153
162	29.260	3:00.846
11	29.597	3:01.183
48	29.843	3:01.429
133	29.988	3:01.574
67	30.666	3:02.252
101	31.579	3:03.165
168	35.496	3:07.082
61	35.693	3:07.279
152	36.440	3:08.026
262	37.245	3:08.831
115	38.435	3:10.021
51	38.955	3:10.541
91	40.149	3:11.735
107	40.366	3:11.952
43	41.014	3:12.600
136	45.714	3:17.300
911	46.595	3:18.181
49	49.237	3:20.823

LAP 2	@ 14:05:36.832	
NO	BEHIND	LAP TIME
192		2:30.795
33	1.107	2:31.392
211	1.811	2:31.836
53	2.715	2:32.192
3	2.932	2:32.189
76	3.517	2:34.617
32	4.195	2:32.093
127	8.152	2:33.251
172	8.544	2:33.955
16	9.637	2:33.532
21	9.922	2:34.087
89	16.958	2:36.739
5	17.253	2:35.918
30	18.394	2:36.116
166	18.673	2:38.880
174	19.519	2:36.390
163	25.111	2:38.442
13	25.897	2:40.978
199	26.596	2:42.374
151	27.603	2:44.799
19	28.791	2:42.717
7	29.917	2:41.837
40	30.049	2:42.670
223	30.640	2:43.843
29	31.069	2:42.292
66	32.394	2:43.310
232	32.522	2:42.574
77	32.856	2:43.456
266	33.348	2:51.879
84	33.968	2:43.480
8	35.465	2:38.710
96	36.796	2:44.587
207	37.142	2:44.400
75	38.178	2:42.451
47	38.635	2:45.247
191	39.192	2:41.725
24	41.041	2:43.604
133	41.247	2:42.359
11	43.204	2:44.707
48	43.364	2:44.621
162	45.827	2:47.667
61	46.669	2:42.076
67	48.133	2:48.567
101	48.610	2:48.131
168	55.737	2:51.341
152	55.959	2:50.619
115	56.709	2:49.374
43	57.201	2:47.287
107	57.564	2:48.298
262	57.866	2:51.721
91	59.457	2:50.408
51	1:00.645	2:52.790
136	1:09.235	2:54.621
911	1:12.040	2:56.545
49	1:16.078	2:57.941

LAP 3	@ 14:08:05.695	
NO	BEHIND	LAP TIME
192		2:28.863
33	3.095	2:30.851
211	3.813	2:30.865
53	5.578	2:31.726
3	5.864	2:31.795
76	6.412	2:31.758
32	7.442	2:32.110
127	13.800	2:34.511
172	14.314	2:34.633
16	14.909	2:34.135
21	15.367	2:34.308
5	25.169	2:36.779
30	25.632	2:36.101
89	25.848	2:37.753
174	26.399	2:35.743
166	27.488	2:37.678
13	33.787	2:36.753
163	34.109	2:37.861
199	34.895	2:37.162
151	39.164	2:40.424
19	39.853	2:39.925
7	40.792	2:39.738
40	41.045	2:39.859
223	42.354	2:40.577
29	42.754	2:40.548
8	42.963	2:36.361
66	44.615	2:41.084
266	45.836	2:41.351
77	47.383	2:43.390
232	47.439	2:43.780
84	48.772	2:43.667
207	51.307	2:43.028
96	52.222	2:44.289
75	52.774	2:43.459
191	53.202	2:42.873
47	53.695	2:43.923
133	53.902	2:41.518
24	57.536	2:45.358
11	58.469	2:44.128
48	58.775	2:44.274
61	1:01.450	2:43.644
67	1:04.587	2:45.317
162	1:05.451	2:48.487
101	1:07.065	2:47.318
115	1:16.906	2:49.060
107	1:17.164	2:48.463
43	1:18.244	2:49.906
91	1:21.073	2:50.479
152	1:21.390	2:54.294
168	1:21.749	2:54.875
262	1:21.943	2:52.940
51	1:23.140	2:51.358
136	1:35.586	2:55.214
911	1:38.092	2:54.915
49	1:46.008	2:58.793

LAP 4	@ 14:10:34.854	
NO	BEHIND	LAP TIME
192		2:29.159
33	5.118	2:31.182
211	6.305	2:31.651
76	8.306	2:31.053
3	9.509	2:32.804
53	9.947	2:33.528
32	10.566	2:32.283
127	17.493	2:32.852
16	18.722	2:32.972
172	19.377	2:34.222
21	20.157	2:33.949
5	31.422	2:35.412
30	33.073	2:36.600
174	33.471	2:36.231
89	33.793	2:37.104
166	34.709	2:36.380
163	41.760	2:36.810
13	42.444	2:37.816
199	42.974	2:37.238
8	50.288	2:36.484
151	52.081	2:42.076
40	52.143	2:40.257
19	53.041	2:42.347
223	53.629	2:40.434
7	54.185	2:42.552
29	54.463	2:40.868
266	55.483	2:38.806
66	58.417	2:42.961
232	1:01.790	2:43.510
84	1:03.204	2:43.591
207	1:04.086	2:41.938
96	1:06.783	2:43.720
133	1:07.032	2:42.289
75	1:07.841	2:44.226
191	1:08.152	2:44.109
47	1:08.599	2:44.063
48	1:13.666	2:44.050
11	1:15.318	2:46.008
61	1:15.632	2:43.341
24	1:16.097	2:47.720
67	1:19.593	2:44.165
162	1:23.350	2:47.058
101	1:23.877	2:45.971
107	1:33.843	2:45.838
115	1:35.338	2:47.591
43	1:37.082	2:47.997
91	1:40.491	2:48.577
152	1:42.734	2:50.503
168	1:43.754	2:51.164
262	1:44.547	2:51.763
51	1:45.380	2:51.399
136	2:01.085	2:54.658
911	2:04.328	2:55.395
49	2:14.414	2:57.565

LAP 5	@ 14:13:03.848	
NO	BEHIND	LAP TIME
192		2:28.994
33	8.123	2:31.999
211	8.540	2:31.229
76	10.469	2:31.157
3	10.964	2:30.449
53	12.640	2:31.687
32	13.286	2:31.714
127	21.121	2:32.622
16	22.691	2:32.963
172	23.442	2:33.059
21	23.838	2:32.675
144	3 Laps	10:19.461
5	40.302	2:37.874
174	40.442	2:35.965
30	40.688	2:36.609
89	40.975	2:36.176
166	41.458	2:35.743
163	49.550	2:36.784
13	49.925	2:36.475
199	52.643	2:38.663
8	55.001	2:33.707
40	1:00.969	2:37.820
19	1:01.961	2:37.914
266	1:04.808	2:38.319
223	1:05.978	2:41.343
151	1:06.319	2:43.232
29	1:06.628	2:41.159
7	1:07.073	2:41.882
66	1:10.788	2:41.365
232	1:14.359	2:41.563
84	1:14.740	2:40.530
207	1:17.579	2:42.487
133	1:19.681	2:41.643
96	1:20.585	2:42.796
191	1:20.993	2:41.835
75	1:21.702	2:42.855
47	1:22.390	2:42.785
48	1:27.666	2:42.994
61	1:28.914	2:42.276
11	1:30.400	2:44.076
24	1:30.845	2:43.742
67	1:34.366	2:43.767
101	1:40.897	2:46.014
162	1:43.852	2:49.496
107	1:49.836	2:44.987
115	1:53.480	2:47.136
43	1:54.096	2:46.008
91	1:59.790	2:48.293
152	2:04.934	2:51.194
168	2:05.236	2:50.476
51	2:07.111	2:50.725
262	2:07.782	2:52.229
136	2:26.548	2:54.457

Weather / Track : Bright / Dry

Silverstone GP
Circuit Length = 3.6604 miles
Start: 14:00 Flag 14:51 End: 14:55

Silverstone Classic

International Trophy for Classic GT Cars (Pre '66)

RACE 18 - LAP CHART

LAP 6		@ 14:15:32.472
NO	BEHIND	LAP TIME
192		2:28.624
911	1 Lap	2:55.729
33	11.460	2:31.961
211	11.716	2:31.800
76	12.750	2:30.905
3	13.437	2:31.097
49	1 Lap	2:59.813
53	16.719	2:32.703
32	17.537	2:32.875
127	24.798	2:32.301
16	26.670	2:32.603
172	27.263	2:32.445
21	27.952	2:32.738
5	47.239	2:35.561
30	48.465	2:36.401
89	49.372	2:37.021
174	50.714	2:38.896
166	50.950	2:38.116
144	3 Laps	2:41.942
163	58.116	2:37.190
13	58.405	2:37.104
199	59.931	2:35.912
8	1:00.298	2:33.921
40	1:09.642	2:37.297
19	1:11.628	2:38.291
266	1:13.839	2:37.655
223	1:15.239	2:37.885
151	1:19.110	2:41.415
7	1:19.425	2:40.976
29	1:20.121	2:42.117
66	1:22.969	2:40.805
232	1:26.797	2:41.062
84	1:27.677	2:41.561
207	1:30.778	2:41.823
133	1:31.436	2:40.379
191	1:33.121	2:40.752
96	1:35.322	2:43.361
75	1:35.962	2:42.884
47	1:37.273	2:43.507
48	1:41.585	2:42.543
61	1:42.357	2:42.067
11	1:44.503	2:42.727
24	1:46.527	2:44.306
67	1:48.687	2:42.945
101	1:58.077	2:45.804
162	2:02.735	2:47.507
107	2:06.692	2:45.480
43	2:10.487	2:45.015
115	2:11.815	2:46.959
91	2:19.628	2:48.462
168	2:25.583	2:48.971
152	2:25.826	2:49.516
51	2:28.864	2:50.377
262	2:29.552	2:50.394

LAP 7		@ 14:18:02.137
NO	BEHIND	LAP TIME
192		2:29.665
76	14.012	2:30.927
211	15.165	2:33.114
33	15.551	2:33.756
3	15.705	2:31.933
53	20.233	2:33.179
32	21.501	2:33.629
136	1 Lap	2:56.489
127	28.746	2:33.613
911	1 Lap	2:57.481
16	30.404	2:33.399
21	30.885	2:32.598
172	31.566	2:33.968
49	1 Lap	2:58.580
5	51.816	2:34.242
30	53.736	2:34.936
89	54.174	2:34.467
174	54.825	2:33.776
166	59.250	2:37.965 **P**
13	1:06.628	2:37.888
144	3 Laps	2:43.798
163	1:07.736	2:39.285
199	1:07.978	2:37.712
40	1:17.508	2:37.531
266	1:24.935	2:40.761
7	1:31.351	2:41.591
19	1:33.308	2:51.345
29	1:34.240	2:43.784
151	1:34.761	2:45.316
66	1:35.453	2:42.149
133	1:38.101	2:36.330 **P**
232	1:39.909	2:42.777
84	1:40.220	2:42.208
223	1:40.558	2:54.984
191	1:44.535	2:41.079
75	1:49.219	2:42.922
96	1:50.797	2:45.140
47	1:51.028	2:43.420
207	1:51.830	2:50.717
48	1:54.789	2:42.869
61	1:55.353	2:42.661
11	2:01.311	2:46.473
24	2:02.879	2:46.017
67	2:03.241	2:44.219
101	2:13.805	2:45.393
162	2:19.938	2:46.868
107	2:21.518	2:44.491
43	2:24.568	2:43.746 **P**
115	2:28.499	2:46.349

LAP 8		@ 14:20:31.242
NO	BEHIND	LAP TIME
192		2:29.105
91	1 Lap	2:49.733
76	15.030	2:30.123 **P**
168	1 Lap	2:48.503
152	1 Lap	2:50.726
33	18.290	2:31.844
211	18.554	2:32.494
3	18.881	2:32.281
51	1 Lap	2:51.314
53	21.588	2:30.460 **P**
262	1 Lap	2:51.967
32	24.481	2:32.085
127	31.903	2:32.262
21	34.332	2:32.552
172	36.144	2:33.683
16	44.997	2:43.698
136	1 Lap	2:59.700 **P**
89	57.824	2:32.755 **P**
5	59.203	2:36.492
30	1:00.621	2:35.990
911	1 Lap	2:59.547
174	1:01.007	2:35.287
199	1:13.203	2:34.330 **P**
13	1:14.174	2:36.651
163	1:15.748	2:37.117
49	1 Lap	3:00.126
144	3 Laps	2:40.018
40	1:25.516	2:37.113
266	1:31.439	2:35.609 **P**
7	1:40.053	2:37.807 **P**
19	1:44.140	2:39.937
29	1:45.507	2:40.372
151	1:46.594	2:40.938
66	1:47.656	2:41.308
232	1:52.112	2:41.308
223	1:52.394	2:40.941
84	1:54.324	2:43.209
191	1:56.263	2:40.833
75	2:00.992	2:40.878
96	2:04.490	2:42.798 **P**
207	2:05.292	2:42.567
47	2:06.212	2:44.289
61	2:07.384	2:41.136 **P**
48	2:08.829	2:43.145
11	2:17.157	2:44.951
67	2:18.613	2:44.477
24	2:19.121	2:45.347 **P**

LAP 9		@ 14:23:01.639
NO	BEHIND	LAP TIME
192		2:30.397
101	1 Lap	2:46.933 **P**
107	1 Lap	2:44.694 **P**
162	1 Lap	2:49.530 **P**
115	1 Lap	2:50.047
33	19.517	2:31.624
211	19.791	2:31.634 **P**
3	21.037	2:32.553
32	27.592	2:33.508
168	1 Lap	2:50.160
127	35.550	2:34.044 **P**
152	1 Lap	2:49.050
21	37.039	2:33.104
91	1 Lap	2:57.136 **P**
172	39.178	2:33.431
51	1 Lap	2:48.476 **P**
133	1 Lap	4:03.848
262	1 Lap	2:50.668
16	49.131	2:34.531
5	1:04.178	2:35.372
30	1:04.762	2:34.538
174	1:05.227	2:34.617
163	1:20.579	2:35.228 **P**
13	1:20.999	2:37.222
144	3 Laps	2:37.323 **P**
911	1 Lap	3:00.431
43	1 Lap	4:05.896
40	1:35.878	2:40.759 **P**
49	1 Lap	2:58.909
76	1:49.215	4:04.582
19	1:54.568	2:40.825 **P**
29	1:55.563	2:40.453 **P**
151	1:56.887	2:40.690
53	1:58.678	4:07.487
66	2:00.069	2:42.810
223	2:02.625	2:40.628 **P**
232	2:04.438	2:42.723
84	2:06.971	2:43.044
191	2:08.294	2:42.428 **P**
75	2:11.819	2:41.224
207	2:17.413	2:42.518
47	2:18.069	2:42.254
48	2:23.234	2:44.802 **P**
11	2:32.058	2:45.298 **P**
67	2:32.185	2:43.969

LAP 10		@ 14:25:35.092
NO	BEHIND	LAP TIME
192		2:33.453 **P**
89	1 Lap	4:11.852
136	2 Laps	4:21.940
33	14.797	2:28.733 **P**
199	1 Lap	4:07.939
3	17.658	2:30.074 **P**
32	27.305	2:33.166
115	1 Lap	2:47.007 **P**
21	36.113	2:32.527
266	1 Lap	4:09.857
172	38.660	2:32.935
7	1 Lap	4:10.594
16	49.057	2:33.379 **P**
168	1 Lap	2:48.551
152	1 Lap	2:48.450
133	1 Lap	2:44.687
262	1 Lap	2:52.274 **P**
96	1 Lap	4:04.319
30	1:06.306	2:34.997
174	1:06.734	2:34.960
5	1:11.087	2:40.362 **P**
13	1:25.177	2:37.631 **P**
61	1 Lap	4:23.273
43	1 Lap	2:39.870
107	1 Lap	4:07.167
24	1 Lap	4:30.083
76	1:45.530	2:29.768
101	1 Lap	4:19.156
211	1:52.545	4:06.207
911	1 Lap	2:58.205 **P**
162	1 Lap	4:22.306
53	1:58.947	2:33.722
151	2:05.803	2:42.369 **P**
66	2:07.265	2:40.649
127	2:10.471	4:08.374
84	2:15.354	2:41.836
49	1 Lap	3:04.172 **P**
232	2:17.123	2:46.138 **P**
75	2:20.123	2:41.757
51	1 Lap	4:17.441
207	2:26.080	2:42.120 **P**
47	2:27.700	2:43.084
91	1 Lap	4:24.055
89	2:40.311	2:34.485
67	2:40.392	2:41.660 **P**
199	2:52.684	2:35.392

Weather / Track : Bright / Dry

Silverstone GP
Circuit Length = 3.6604 miles
Start: 14:00 Flag 14:51 End: 14:55

Silverstone Classic

International Trophy for Classic GT Cars (Pre '66)

RACE 18 - LAP CHART

LAP 11 @ 14:28:33.389

NO	BEHIND	LAP TIME
32		2:30.992
144	4 Laps	4:11.717
21	10.208	2:32.392
40	1 Lap	4:07.188
136	2 Laps	2:56.187
172	15.742	2:35.379 P
266	1 Lap	2:38.977
163	1 Lap	4:31.513
7	1 Lap	2:34.004
29	1 Lap	4:00.460
168	1 Lap	2:47.249 P
152	1 Lap	2:47.982
133	1 Lap	2:46.109
30	43.863	2:35.854 P
174	44.782	2:36.345 P
191	1 Lap	4:08.516
96	1 Lap	2:39.302
19	1 Lap	4:24.561
223	1 Lap	4:18.013
192	1:02.399	4:00.696
76	1:16.323	2:29.090
43	1 Lap	2:39.665
11	1 Lap	4:20.066
48	1 Lap	4:29.610
61	1 Lap	2:53.058
33	1:24.399	4:07.899
211	1:24.597	2:30.349
107	1 Lap	2:45.591
53	1:34.258	2:33.608
24	1 Lap	2:47.817
101	1 Lap	2:46.398
127	1:44.739	2:32.565
16	1:46.355	3:55.595
162	1 Lap	2:46.963
66	1:50.108	2:41.140
84	1:59.741	2:42.684 P
75	2:01.028	2:39.202 P
115	1 Lap	4:33.755
91	1 Lap	2:38.812
47	2:10.463	2:41.060 P
51	1 Lap	2:48.105
89	2:18.575	2:36.561
79	9 Laps	27:24.812
199	2:28.729	2:34.342

LAP 12 @ 14:31:02.168

NO	BEHIND	LAP TIME
32		2:28.779 P
262	2 Laps	4:26.980
5	1 Lap	4:21.800
144	4 Laps	2:30.366
21	13.525	2:32.096
13	1 Lap	4:18.002
40	1 Lap	2:36.444
266	1 Lap	2:36.131
7	1 Lap	2:34.861
29	1 Lap	2:37.511
163	1 Lap	2:44.551
136	2 Laps	2:55.425
191	1 Lap	2:37.825
151	1 Lap	4:15.689
19	1 Lap	2:36.309
133	1 Lap	2:43.948
96	1 Lap	2:39.764
223	1 Lap	2:38.868
152	1 Lap	2:49.089
192	1:02.304	2:28.684
207	1 Lap	4:08.744
49	2 Laps	4:24.880
232	1 Lap	4:23.671
76	1:16.447	2:28.903
67	1 Lap	4:04.619
33	1:26.784	2:31.164
211	1:26.946	2:31.128
43	1 Lap	2:37.952
11	1 Lap	2:43.347
53	1:38.500	2:33.021
61	1 Lap	2:47.343
107	1 Lap	2:42.815
48	1 Lap	2:51.749
127	1:48.364	2:32.404
16	1:50.857	2:33.281
24	1 Lap	2:45.766
101	1 Lap	2:46.855
172	1:54.546	4:07.583
162	1 Lap	2:45.459
66	2:04.345	2:43.016 P
91	1 Lap	2:39.364
30	2:22.898	4:07.814
168	1 Lap	4:12.864
89	2:24.579	2:34.783
174	2:28.874	4:12.871
51	1 Lap	2:47.704
79	9 Laps	2:38.173
199	2:33.416	2:33.466
144	3 Laps	2:29.995
115	1 Lap	3:00.494
5	2:43.520	2:37.709

LAP 13 @ 14:33:48.084

NO	BEHIND	LAP TIME
21		2:32.391 P
13	1 Lap	2:35.423
262	2 Laps	2:51.106
40	1 Lap	2:35.899
7	1 Lap	2:33.926
266	1 Lap	2:37.775
29	1 Lap	2:37.607
163	1 Lap	2:43.834
151	1 Lap	2:33.621
19	1 Lap	2:35.319
192	45.894	2:29.506
191	1 Lap	2:38.918
136	2 Laps	2:56.533
96	1 Lap	2:38.701
223	1 Lap	2:37.443
75	1 Lap	4:05.723
133	1 Lap	2:44.980
76	59.896	2:29.365
84	1 Lap	4:16.972
207	1 Lap	2:44.673
152	1 Lap	2:51.035 P
232	1 Lap	2:40.134
211	1:11.609	2:30.579
47	1 Lap	4:16.495
33	1:12.394	2:31.526
67	1 Lap	2:43.350
32	1:16.918	4:02.834
43	1 Lap	2:37.886
49	2 Laps	2:54.159
53	1:24.745	2:32.161
11	1 Lap	2:44.640
127	1:35.707	2:33.259
61	1 Lap	2:44.287
16	1:38.605	2:33.664
107	1 Lap	2:43.286
172	1:42.507	2:33.877
48	1 Lap	2:49.774
24	1 Lap	2:44.530
101	1 Lap	2:45.463
162	1 Lap	2:43.079
91	1 Lap	2:40.401
89	2:13.848	2:35.185
30	2:17.464	2:40.482
174	2:17.608	2:34.650
144	3 Laps	2:31.099
199	2:22.847	2:35.347
168	1 Lap	2:49.453
79	9 Laps	2:39.944
5	2:34.290	2:36.686
51	1 Lap	2:49.007
13	2:40.343	2:34.733
40	2:44.706	2:35.742
7	2:50.399	2:33.803
115	1 Lap	2:56.625
266	2:55.322	2:37.985
262	1 Lap	2:51.077
29	3:01.860	2:37.164

LAP 14 @ 14:37:02.440

NO	BEHIND	LAP TIME
192		2:28.462
151	1 Lap	2:33.346
163	1 Lap	2:43.284
19	1 Lap	2:34.174
223	1 Lap	2:37.049
76	14.112	2:28.572
96	1 Lap	2:39.329
191	1 Lap	2:43.078
75	1 Lap	2:41.278
66	1 Lap	4:15.266
133	1 Lap	2:44.437
211	27.975	2:30.722
33	29.709	2:31.671
136	2 Laps	2:56.427
84	1 Lap	2:43.994
32	34.260	2:31.698
232	1 Lap	2:42.324
207	1 Lap	2:45.410
53	42.796	2:32.407
67	1 Lap	2:43.066
43	1 Lap	2:38.627
47	1 Lap	2:48.621
127	54.151	2:32.800
16	56.654	2:32.405
49	2 Laps	2:52.640
172	1:00.943	2:32.792
21	1:03.522	4:17.878
11	1 Lap	2:46.441
107	1 Lap	2:42.579
61	1 Lap	2:45.595
48	1 Lap	2:47.576
24	1 Lap	2:46.063
101	1 Lap	2:44.587
162	1 Lap	2:44.098
89	1:33.309	2:33.817
144	3 Laps	2:29.785
174	1:37.975	2:34.723
91	1 Lap	2:42.331
199	1:42.614	2:34.123
30	1:43.267	2:40.159
79	9 Laps	2:36.593
5	1:56.330	2:36.396
168	1 Lap	2:48.262
13	2:01.499	2:35.512
40	2:07.624	2:37.274
51	1 Lap	2:47.679
7	2:09.121	2:33.078
152	1 Lap	4:22.261
266	2:16.788	2:35.822
29	2:25.984	2:38.480

LAP 15 @ 14:39:31.252

NO	BEHIND	LAP TIME
192		2:28.812
115	2 Laps	2:56.048
262	2 Laps	2:50.764
151	1 Lap	2:33.893
19	1 Lap	2:36.169
76	15.184	2:29.884
163	1 Lap	2:44.671
223	1 Lap	2:36.529
96	1 Lap	2:39.020
191	1 Lap	2:42.110
211	29.447	2:30.284
75	1 Lap	2:39.721
33	32.055	2:31.158
66	1 Lap	2:46.597
32	38.183	2:32.735
133	1 Lap	2:45.918
84	1 Lap	2:43.230
53	46.735	2:32.751
232	1 Lap	2:40.769
207	1 Lap	2:45.117
43	1 Lap	2:39.263
127	58.299	2:32.960
136	2 Laps	2:57.737
67	1 Lap	2:44.450
16	1:00.555	2:32.713
911	5 Laps	13:02.118 P
172	1:04.061	2:31.930
47	1 Lap	2:48.992
21	1:13.105	2:38.395 P
11	1 Lap	2:43.660
107	1 Lap	2:42.369
49	2 Laps	2:52.455
61	1 Lap	2:44.871
144	3 Laps	2:30.921
89	1:40.012	2:35.515
24	1 Lap	2:47.634
101	1 Lap	2:47.281
48	1 Lap	2:49.361
174	1:43.185	2:34.022
199	1:47.097	2:33.295
162	1 Lap	2:46.008
91	1 Lap	2:40.114
30	1:53.569	2:39.114
79	9 Laps	2:35.163
5	2:03.291	2:35.773
13	2:06.786	2:34.099
7	2:13.158	2:32.849
40	2:15.612	2:36.800
168	1 Lap	2:46.487
266	2:24.464	2:36.488
51	1 Lap	2:47.396

Weather / Track : Bright / Dry

Silverstone GP
Circuit Length = 3.6604 miles
Start: 14:00 Flag 14:51 End: 14:55

Silverstone Classic

International Trophy for Classic GT Cars (Pre '66)

RACE 18 - LAP CHART

LAP 16 @ 14:41:59.834		
NO	BEHIND	LAP TIME
192		2:28.582
152	2 Laps	2:47.904
29	1 Lap	2:37.533
151	1 Lap	2:33.757
76	15.314	2:28.712
19	1 Lap	2:35.840
262	2 Laps	2:51.784
223	1 Lap	2:36.844
115	2 Laps	2:57.090
211	32.032	2:31.167
163	1 Lap	2:42.489
33	33.643	2:30.170
96	1 Lap	2:38.510
75	1 Lap	2:39.794
191	1 Lap	2:41.850
32	43.400	2:33.799
53	51.383	2:33.230
66	1 Lap	2:47.194
133	1 Lap	2:44.444
232	1 Lap	2:40.922
84	1 Lap	2:43.091
127	1:01.857	2:32.140
43	1 Lap	2:38.499
16	1:04.833	2:32.860
172	1:06.915	2:31.436
207	1 Lap	2:44.721
67	1 Lap	2:41.662
136	2 Laps	2:53.793
47	1 Lap	2:47.845
107	1 Lap	2:41.967
11	1 Lap	2:44.262
144	3 Laps	2:29.750
61	1 Lap	2:44.894
89	1:44.780	2:33.350
49	2 Laps	2:53.938
199	1:51.562	2:33.047
174	1:53.766	2:39.163
24	1 Lap	2:45.325
101	1 Lap	2:45.524
48	1 Lap	2:48.391
162	1 Lap	2:42.228
30	2:03.551	2:38.564
79	9 Laps	2:36.803
91	1 Lap	2:40.367
5	2:09.856	2:35.147
13	2:12.634	2:34.430
7	2:17.237	2:32.661
40	2:23.493	2:36.463

LAP 17 @ 14:44:29.504		
NO	BEHIND	LAP TIME
192		2:29.670
266	1 Lap	2:38.114
168	2 Laps	2:48.052
29	1 Lap	2:37.479
76	14.699	2:29.055
151	1 Lap	2:33.212
51	2 Laps	2:47.596
152	2 Laps	2:47.446
211	33.652	2:31.290
33	35.130	2:31.157
19	1 Lap	2:47.363
223	1 Lap	2:37.843
96	1 Lap	2:39.561
163	1 Lap	2:42.247
32	45.506	2:31.776
262	2 Laps	2:48.734
75	1 Lap	2:39.071
53	54.782	2:33.069
191	1 Lap	2:43.077
115	2 Laps	2:56.936
127	1:05.003	2:32.816
16	1:09.426	2:34.263
172	1:09.859	2:32.614
232	1 Lap	2:40.395
43	1 Lap	2:38.923
66	1 Lap	2:48.242
84	1 Lap	2:43.872
133	1 Lap	2:46.366
207	1 Lap	2:45.366
67	1 Lap	2:43.141
911	6 Laps	5:34.082
144	3 Laps	2:28.913
47	1 Lap	2:48.296
107	1 Lap	2:41.363
89	1:48.888	2:33.778
136	2 Laps	2:54.614
11	1 Lap	2:43.781
199	1:55.453	2:33.561
61	1 Lap	2:45.120
174	1:58.703	2:34.607
79	9 Laps	2:36.333
49	2 Laps	2:51.841
101	1 Lap	2:46.317
30	2:16.025	2:42.144
5	2:16.221	2:36.035
24	1 Lap	2:49.607
91	1 Lap	2:42.987
13	2:20.127	2:37.163
7	2:20.466	2:32.899
162	1 Lap	2:49.462
48	1 Lap	2:51.389

LAP 18 @ 14:46:58.188		
NO	BEHIND	LAP TIME
192		2:28.684
40	1 Lap	2:36.403
266	1 Lap	2:34.554
76	14.955	2:28.940
151	1 Lap	2:34.173
29	1 Lap	2:38.528
168	2 Laps	2:46.495
211	34.598	2:29.630
51	2 Laps	2:48.140
33	36.813	2:30.367
152	2 Laps	2:47.173
19	1 Lap	2:36.653
223	1 Lap	2:36.343
32	47.812	2:30.990
96	1 Lap	2:38.068
53	59.233	2:33.135
163	1 Lap	2:43.235
75	1 Lap	2:40.516
191	1 Lap	2:40.955
127	1:08.328	2:32.009
172	1:11.829	2:30.654
16	1:12.778	2:32.036
232	1 Lap	2:41.518
43	1 Lap	2:38.983
115	2 Laps	2:55.617
262	2 Laps	3:07.952 **P**
84	1 Lap	2:43.112
66	1 Lap	2:46.280
133	1 Lap	2:45.539
67	1 Lap	2:41.757
144	3 Laps	2:29.815
207	1 Lap	2:44.938
89	1:55.360	2:35.156
107	1 Lap	2:41.843
911	6 Laps	2:54.343 **P**
199	2:03.500	2:36.731
47	1 Lap	2:48.432
174	2:04.677	2:34.658
11	1 Lap	2:44.305
61	1 Lap	2:44.531
136	2 Laps	2:53.238
79	9 Laps	2:35.524
5	2:24.134	2:36.597
7	2:25.359	2:33.577
30	2:26.813	2:39.472

LAP 19 @ 14:49:27.907		
NO	BEHIND	LAP TIME
192		2:29.719
13	1 Lap	2:39.492
91	2 Laps	2:42.017
101	2 Laps	2:47.633
24	2 Laps	2:47.330
162	2 Laps	2:43.572
49	3 Laps	2:55.253
40	1 Lap	2:36.647
48	2 Laps	2:46.899
76	13.051	2:27.815
151	1 Lap	2:33.512
29	1 Lap	2:37.665
211	34.853	2:29.974
33	38.642	2:31.548
168	2 Laps	2:46.926
266	1 Lap	3:04.210 **P**
32	49.292	2:31.199
19	1 Lap	2:35.729
223	1 Lap	2:36.539
51	2 Laps	2:47.305
152	2 Laps	2:46.833
53	1:02.124	2:32.610
96	1 Lap	2:38.575
127	1:09.766	2:31.157
163	1 Lap	2:41.592
172	1:12.665	2:30.555
75	1 Lap	2:40.707
16	1:15.045	2:31.986
191	1 Lap	2:41.270
43	1 Lap	2:38.325
84	1 Lap	2:43.026
144	3 Laps	2:31.524
66	1 Lap	2:44.741
133	1 Lap	2:44.757
67	1 Lap	2:43.512
115	2 Laps	2:58.487
207	1 Lap	2:43.099
89	1:59.481	2:33.840
174	2:10.548	2:35.590
107	1 Lap	2:42.383
11	1 Lap	2:43.355
199	2:20.466	2:46.685
47	1 Lap	2:47.507
79	9 Laps	2:39.158

LAP 20 @ 14:51:56.473		
NO	BEHIND	LAP TIME
192		2:28.566
61	2 Laps	2:45.463
7	1 Lap	2:33.662
5	1 Lap	2:35.448
30	1 Lap	2:37.918
13	1 Lap	2:36.684
91	2 Laps	2:38.342
76	12.613	2:28.128
40	1 Lap	2:37.166
101	2 Laps	2:46.006
24	2 Laps	2:46.015
162	2 Laps	2:45.909
48	2 Laps	2:46.971
151	1 Lap	2:36.999
49	3 Laps	2:53.881
211	36.229	2:29.942
29	1 Lap	2:38.292
33	42.394	2:32.318
136	3 Laps	3:26.798
32	50.900	2:30.174
19	1 Lap	2:35.935
223	1 Lap	2:35.209
168	2 Laps	2:45.629
53	1:06.525	2:32.967
96	1 Lap	2:37.577
127	1:12.459	2:31.259
51	2 Laps	2:48.606
172	1:14.197	2:30.098
152	2 Laps	2:47.026
16	1:19.838	2:33.359
75	1 Lap	2:41.470
163	1 Lap	2:43.722
191	1 Lap	2:42.024
43	1 Lap	2:37.798
144	3 Laps	2:29.491
84	1 Lap	2:43.429
66	1 Lap	2:41.207
133	1 Lap	2:43.153
89	2:05.438	2:34.523
67	1 Lap	2:41.941
207	1 Lap	2:42.635
174	2:17.441	2:35.459
115	2 Laps	2:52.485
107	1 Lap	2:42.536
11	1 Lap	2:44.254
199	2:39.640	2:47.740
47	1 Lap	2:48.421
79	9 Laps	2:55.747 **P**

Weather / Track : Bright / Dry

Silverstone GP
Circuit Length = 3.6604 miles
Start: 14:00 Flag 14:51 End: 14:55

Silverstone Classic

International Trophy for Classic GT Cars (Pre '66)

RACE 18 - SECTOR ANALYSIS

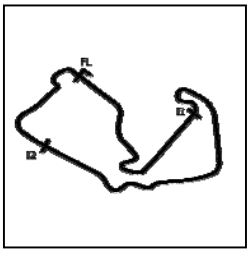

SECTOR 1 = FL to I1, SECTOR 2 = I1 to I2, SECTOR 3 = I2 to FL, DIFF = Difference To Personal Best Lap, P = Crossed Finish Line in Pit Lane, D = Time Disallowed

P1 192 C3 THOMAS / LOCKIE Shelby Daytona Cobra

IDEAL LAP TIME : 2:27.800 BEST LAP TIME : 2:28.462 DIFFERENCE : 0.662

LAP	SECTOR 1		SECTOR 2		SECTOR 3		LAP TIME		MPH	DIFF	TIME OF DAY
1 -		133.9	1:13.754	***146.5***	33.075	94.1	2:31.891		86.75	3.429	14:03:06.037
2 -	45.657	130.5	1:12.478	143.7	32.660	91.6	2:30.795		87.38	2.333	14:05:36.832
3 -	44.858	136.1	1:11.764	143.7	32.241	91.9	2:28.863		88.52	0.401	14:08:05.695
4 -	45.060	134.7	1:11.723	144.9	32.376	***94.6***	2:29.159		88.34	0.697	14:10:34.854
5 -	44.902	130.3	1:12.319	143.0	31.773	92.3	2:28.994		88.44	0.532	14:13:03.848
6 -	44.837	136.9	1:11.683	143.7	32.104	92.8	2:28.624		88.66	0.162	14:15:32.472
7 -	45.615	135.5	1:11.974	142.7	32.076	89.1	2:29.665		88.04	1.203	14:18:02.137
8 -	45.565	135.5	1:11.710	144.3	31.830	90.5	2:29.105		88.37	0.643	14:20:31.242
9 -	45.302	137.2	1:12.431	137.7	32.664	93.9	2:30.397		87.62	1.935	14:23:01.639
10 -	45.272	128.5	1:12.272	140.1	IN PIT		2:33.453	**P**	85.87	4.991	14:25:35.092
11 -	OUTLAP	135.2	1:12.412	143.7	31.826	92.4	4:00.696		54.74	1:32.234	14:29:35.788
12 -	45.228	133.6	1:11.803	143.7	***31.653***	92.0	2:28.684		88.62	0.222	14:32:04.472
13 -	45.012	129.0	1:12.388	144.3	32.106	90.8	2:29.506		88.14	1.044	14:34:33.978
14 -	45.088	134.4	***1:11.590***	143.3	31.784	92.8	***2:28.462***	**(1)**	***88.76***		***14:37:02.440***
15 -	44.984	135.2	1:12.098	143.3	31.730	91.6	2:28.812		88.55	0.350	14:39:31.252
16 -	44.718	135.2	1:12.210	142.7	31.654	92.6	2:28.582	**(3)**	88.69	0.120	14:41:59.834
17 -	45.304	***137.7***	1:11.909	142.4	32.457	90.6	2:29.670		88.04	1.208	14:44:29.504
18 -	45.019	135.5	1:11.598	142.7	32.067	91.0	2:28.684		88.62	0.222	14:46:58.188
19 -	45.051	133.1	1:12.692	143.0	31.976	93.5	2:29.719		88.01	1.257	14:49:27.907
20 -	***44.557***	134.7	1:11.810	144.3	32.199	82.8	2:28.566	**(2)**	88.69	0.104	14:51:56.473

P2 76 C3 D.HART / O.HART AC Cobra Daytona Coupe

IDEAL LAP TIME : 2:27.423 BEST LAP TIME : 2:27.815 DIFFERENCE : 0.392

LAP	SECTOR 1		SECTOR 2		SECTOR 3		LAP TIME		MPH	DIFF	TIME OF DAY
1 -		121.7	1:13.820	137.2	33.284	90.5	2:31.586		86.93	3.771	14:03:05.732
2 -	46.155	124.7	1:15.979	135.2	32.483	90.5	2:34.617		85.22	6.802	14:05:40.349
3 -	45.664	121.5	1:13.777	136.9	32.317	87.9	2:31.758		86.83	3.943	14:08:12.107
4 -	45.475	131.5	1:13.147	142.7	32.431	91.3	2:31.053		87.23	3.238	14:10:43.160
5 -	45.158	132.6	1:13.535	142.7	32.464	89.4	2:31.157		87.17	3.342	14:13:14.317
6 -	45.498	131.8	1:12.961	***144.9***	32.446	90.0	2:30.905		87.32	3.090	14:15:45.222
7 -	45.136	128.8	1:13.020	143.7	32.771	91.3	2:30.927		87.31	3.112	14:18:16.149
8 -	45.699	120.9	1:13.550	142.7	IN PIT		2:30.123	**P**	87.77	2.308	14:20:46.272
9 -	OUTLAP	132.1	1:12.885	142.4	32.223	89.2	4:04.582		53.87	1:36.767	14:24:50.854
10 -	45.967	131.8	1:11.930	143.3	31.871	89.9	2:29.768		87.98	1.953	14:27:20.622
11 -	45.058	136.3	1:12.145	143.0	31.887	90.3	2:29.090		88.38	1.275	14:29:49.712
12 -	45.020	134.4	1:11.958	143.3	31.925	91.0	2:28.903		88.49	1.088	14:32:18.615
13 -	45.192	133.4	1:12.177	143.7	31.996	90.8	2:29.365		88.22	1.550	14:34:47.980
14 -	44.776	135.8	1:12.230	144.0	31.566	89.7	2:28.572	**(3)**	88.69	0.757	14:37:16.552
15 -	45.591	133.6	1:12.348	143.7	31.945	91.8	2:29.884		87.91	2.069	14:39:46.436
16 -	***44.608***	134.7	1:12.306	143.0	31.798	91.8	2:28.712		88.61	0.897	14:42:15.148
17 -	45.034	136.1	1:12.138	143.7	31.883	86.8	2:29.055		88.40	1.240	14:44:44.203
18 -	45.580	134.7	1:11.794	144.0	31.566	91.9	2:28.940		88.47	1.125	14:47:13.143
19 -	44.837	136.1	***1:11.382***	143.7	31.596	***92.9***	***2:27.815***	**(1)**	***89.15***		***14:49:40.958***
20 -	44.871	***137.5***	1:11.824	144.6	***31.433***	92.4	2:28.128	**(2)**	88.96	0.313	14:52:09.086

Weather / Track : Bright / Dry

Silverstone GP
Circuit Length = 3.6604 miles
Start: 14:00 Flag 14:51 End: 14:55

Silverstone Classic

International Trophy for Classic GT Cars (Pre '66)

RACE 18 - SECTOR ANALYSIS

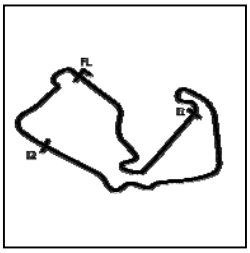

SECTOR 1 = FL to I1, SECTOR 2 = I1 to I2, SECTOR 3 = I2 to FL, DIFF = Difference To Personal Best Lap, P = Crossed Finish Line in Pit Lane, D = Time Disallowed

P3 211 C3 G.DODD / J.DODD Jaguar E-type

IDEAL LAP TIME : 2:29.216 BEST LAP TIME : 2:29.630 DIFFERENCE : 0.414

LAP	SECTOR 1		SECTOR 2		SECTOR 3		LAP TIME		MPH	DIFF	TIME OF DAY
1 -		118.7	1:13.435	141.2	33.163	93.0	2:32.661		86.32	3.031	14:03:06.807
2 -	45.498	124.5	1:14.078	136.6	32.260	***93.7***	2:31.836		86.78	2.206	14:05:38.643
3 -	45.276	121.5	1:13.467	134.4	32.122	92.8	2:30.865		87.34	1.235	14:08:09.508
4 -	45.523	119.4	1:13.792	139.2	32.336	93.0	2:31.651		86.89	2.021	14:10:41.159
5 -	45.141	125.6	1:13.694	137.7	32.394	92.9	2:31.229		87.13	1.599	14:13:12.388
6 -	45.748	118.7	1:13.771	133.1	32.281	93.2	2:31.800		86.81	2.170	14:15:44.188
7 -	45.916	121.3	1:14.211	139.8	32.987	91.4	2:33.114		86.06	3.484	14:18:17.302
8 -	45.463	118.9	1:14.035	133.4	32.996	92.3	2:32.494		86.41	2.864	14:20:49.796
9 -	46.147	124.0	1:14.229	134.2	IN PIT		2:31.634	**P**	86.90	2.004	14:23:21.430
10 -	OUTLAP	113.1	1:14.372	138.3	32.449	90.9	4:06.207		53.52	1:36.577	14:27:27.637
11 -	45.141	116.9	1:13.526	139.5	31.682	91.5	2:30.349		87.64	0.719	14:29:57.986
12 -	46.183	122.0	1:12.921	***141.5***	32.024	89.8	2:31.128		87.19	1.498	14:32:29.114
13 -	45.387	121.5	1:13.401	137.5	31.791	86.8	2:30.579		87.51	0.949	14:34:59.693
14 -	45.391	119.8	1:13.704	139.2	***31.627***	92.1	2:30.722		87.43	1.092	14:37:30.415
15 -	45.314	127.8	***1:12.650***	140.1	32.320	89.1	2:30.284		87.68	0.654	14:40:00.699
16 -	45.271	126.1	1:13.175	138.9	32.721	72.7	2:31.167		87.17	1.537	14:42:31.866
17 -	46.831	128.5	1:12.690	138.3	31.769	92.4	2:31.290		87.10	1.660	14:45:03.156
18 -	***44.939***	129.8	1:12.659	138.3	32.032	92.9	***2:29.630***	**(1)**	***88.06***		***14:47:32.786***
19 -	45.183	129.0	1:12.953	138.3	31.838	92.0	2:29.974	**(3)**	87.86	0.344	14:50:02.760
20 -	45.091	***130.0***	1:13.033	138.6	31.818	91.4	2:29.942	**(2)**	87.88	0.312	14:52:32.702

P4 33 C3 Jon MINSHAW Jaguar E-type

IDEAL LAP TIME : 2:29.817 BEST LAP TIME : 2:30.170 DIFFERENCE : 0.353

LAP	SECTOR 1		SECTOR 2		SECTOR 3		LAP TIME		MPH	DIFF	TIME OF DAY
1 -		127.8	1:13.741	***142.4***	33.685	92.6	2:32.401		86.46	2.231	14:03:06.547
2 -	45.535	130.5	1:13.633	138.6	32.224	91.4	2:31.392		87.04	1.222	14:05:37.939
3 -	***45.245***	126.3	1:13.563	137.7	32.043	87.6	2:30.851	**(3)**	87.35	0.681	14:08:08.790
4 -	45.948	123.1	1:13.159	138.3	32.075	92.8	2:31.182		87.16	1.012	14:10:39.972
5 -	46.192	124.9	1:13.590	138.0	32.217	90.9	2:31.999		86.69	1.829	14:13:11.971
6 -	45.901	128.0	1:13.755	136.6	32.305	91.0	2:31.961		86.71	1.791	14:15:43.932
7 -	46.505	122.9	1:14.242	141.2	33.009	90.0	2:33.756		85.70	3.586	14:18:17.688
8 -	45.658	128.0	1:13.721	138.9	32.465	91.4	2:31.844		86.78	1.674	14:20:49.532
9 -	46.228	130.8	1:13.136	139.5	32.260	89.9	2:31.624		86.91	1.454	14:23:21.156
10 -	46.022	129.3	1:13.187	139.5	IN PIT		2:28.733	**P**	88.60		14:25:49.889
11 -	OUTLAP	126.6	1:13.461	137.7	32.117	92.0	4:07.899		53.15	1:37.729	14:29:57.788
12 -	46.216	131.8	1:12.807	139.8	32.141	89.8	2:31.164		87.17	0.994	14:32:28.952
13 -	46.025	129.5	1:13.377	139.5	32.124	89.3	2:31.526		86.96	1.356	14:35:00.478
14 -	46.119	130.0	1:13.156	140.9	32.396	88.7	2:31.671		86.88	1.501	14:37:32.149
15 -	45.878	128.5	1:13.077	138.9	32.203	92.0	2:31.158		87.17	0.988	14:40:03.307
16 -	45.417	131.8	1:12.653	138.9	32.100	92.1	***2:30.170***	**(1)**	***87.75***		***14:42:33.477***
17 -	45.846	***133.4***	1:13.387	140.1	***31.924***	90.8	2:31.157		87.17	0.987	14:45:04.634
18 -	45.595	132.8	***1:12.648***	139.5	32.124	***93.5***	2:30.367	**(2)**	87.63	0.197	14:47:35.001
19 -	45.891	128.0	1:13.217	138.3	32.440	92.5	2:31.548		86.95	1.378	14:50:06.549
20 -	45.957	123.8	1:13.155	139.5	33.206	82.7	2:32.318		86.51	2.148	14:52:38.867

Weather / Track : Bright / Dry

Silverstone GP
Circuit Length = 3.6604 miles
Start: 14:00 Flag 14:51 End: 14:55

Silverstone Classic

International Trophy for Classic GT Cars (Pre '66)

RACE 18 - SECTOR ANALYSIS

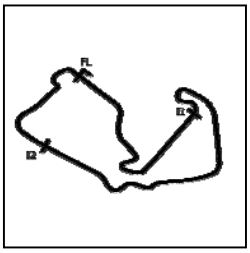

SECTOR 1 = FL to I1, SECTOR 2 = I1 to I2, SECTOR 3 = I2 to FL, DIFF = Difference To Personal Best Lap, P = Crossed Finish Line in Pit Lane, D = Time Disallowed

P5 32 C3 John SPIERS TVR Griffith

IDEAL LAP TIME : 2:29.676 BEST LAP TIME : 2:30.174 DIFFERENCE : 0.498

LAP	SECTOR 1		SECTOR 2		SECTOR 3		LAP TIME		MPH	DIFF	TIME OF DAY
1 -		116.7	1:13.664	135.0	32.915	89.3	2:34.788		85.13	4.614	14:03:08.934
2 -	46.042	124.2	1:13.537	140.3	32.514	90.8	2:32.093		86.64	1.919	14:05:41.027
3 -	45.770	121.1	1:13.756	142.4	32.584	90.4	2:32.110		86.63	1.936	14:08:13.137
4 -	45.690	123.5	1:13.785	138.3	32.808	88.6	2:32.283		86.53	2.109	14:10:45.420
5 -	45.936	123.3	1:13.223	138.0	32.555	89.3	2:31.714		86.85	1.540	14:13:17.134
6 -	46.269	125.4	1:13.464	138.3	33.142	91.8	2:32.875		86.19	2.701	14:15:50.009
7 -	45.910	123.8	1:14.913	143.0	32.806	91.9	2:33.629		85.77	3.455	14:18:23.638
8 -	46.063	123.1	1:13.026	140.1	32.996	91.5	2:32.085		86.64	1.911	14:20:55.723
9 -	46.937	124.2	1:14.005	136.9	32.566	92.0	2:33.508		85.84	3.334	14:23:29.231
10 -	46.520	125.9	1:13.921	141.2	32.725	92.0	2:33.166		86.03	2.992	14:26:02.397
11 -	45.310	***131.0***	1:13.610	143.3	***32.072***	91.6	2:30.992	**(3)**	87.27	0.818	14:28:33.389
12 -	45.606	123.8	1:13.982	141.2	IN PIT		2:28.779	**P**	88.57		14:31:02.168
13 -	OUTLAP	120.9	1:13.112	141.8	32.248	89.5	4:02.834		54.26	1:32.660	14:35:05.002
14 -	45.928	122.2	1:13.368	143.0	32.402	92.6	2:31.698		86.86	1.524	14:37:36.700
15 -	47.060	122.2	1:13.535	143.3	32.140	93.4	2:32.735		86.27	2.561	14:40:09.435
16 -	48.518	123.5	1:13.032	***143.7***	32.249	***93.7***	2:33.799		85.68	3.625	14:42:43.234
17 -	45.868	122.9	1:12.866	140.6	33.042	85.0	2:31.776		86.82	1.602	14:45:15.010
18 -	46.396	127.5	***1:12.349***	***143.7***	32.245	92.6	2:30.990	**(2)**	87.27	0.816	14:47:46.000
19 -	45.535	117.3	1:13.439	142.4	32.225	92.9	2:31.199		87.15	1.025	14:50:17.199
20 -	***45.255***	122.4	1:12.782	143.3	32.137	90.4	***2:30.174***	**(1)**	***87.75***		***14:52:47.373***

P6 53 C3 J.PEARSON / G.PEARSON Jaguar E-type

IDEAL LAP TIME : 2:31.283 BEST LAP TIME : 2:31.687 DIFFERENCE : 0.404

LAP	SECTOR 1		SECTOR 2		SECTOR 3		LAP TIME		MPH	DIFF	TIME OF DAY
1 -		127.3	1:13.647	135.5	32.467	90.6	2:33.209		86.01	1.522	14:03:07.355
2 -	45.580	125.4	1:14.115	136.3	32.497	***91.8***	2:32.192		86.58	0.505	14:05:39.547
3 -	***45.520***	128.8	1:14.064	135.0	***32.142***	91.1	2:31.726	**(2)**	86.85	0.039	14:08:11.273
4 -	45.980	127.8	1:14.652	136.3	32.896	91.4	2:33.528		85.83	1.841	14:10:44.801
5 -	45.776	125.6	1:13.628	136.3	32.283	91.0	***2:31.687***	**(1)**	***86.87***		***14:13:16.488***
6 -	46.188	***129.8***	***1:13.621***	135.8	32.894	85.8	2:32.703		86.29	1.016	14:15:49.191
7 -	46.272	125.9	1:14.581	135.2	32.326	90.0	2:33.179		86.02	1.492	14:18:22.370
8 -	45.967	126.8	1:14.168	135.8	IN PIT		2:30.460	**P**	87.58		14:20:52.830
9 -	OUTLAP	115.1	1:14.694	134.7	33.313	87.2	4:07.487		53.24	1:35.800	14:25:00.317
10 -	46.048	122.2	1:14.580	136.1	33.094	86.5	2:33.722		85.72	2.035	14:27:34.039
11 -	45.963	125.4	1:14.231	136.6	33.414	83.5	2:33.608		85.78	1.921	14:30:07.647
12 -	45.817	123.8	1:14.522	136.6	32.682	90.9	2:33.021		86.11	1.334	14:32:40.668
13 -	45.844	126.3	1:13.773	137.2	32.544	90.8	2:32.161	**(3)**	86.60	0.474	14:35:12.829
14 -	45.995	128.8	1:13.850	136.6	32.562	90.1	2:32.407		86.46	0.720	14:37:45.236
15 -	45.650	126.1	1:14.452	137.2	32.649	89.3	2:32.751		86.26	1.064	14:40:17.987
16 -	45.754	126.8	1:14.683	136.1	32.793	90.1	2:33.230		86.00	1.543	14:42:51.217
17 -	46.069	124.0	1:14.129	***137.5***	32.871	90.3	2:33.069		86.09	1.382	14:45:24.286
18 -	46.280	124.0	1:13.955	131.0	32.900	90.9	2:33.135		86.05	1.448	14:47:57.421
19 -	45.978	127.0	1:14.029	136.3	32.603	90.6	2:32.610		86.34	0.923	14:50:30.031
20 -	46.132	128.5	1:14.233	136.9	32.602	90.1	2:32.967		86.14	1.280	14:53:02.998

Weather / Track : Bright / Dry

Silverstone GP
Circuit Length = 3.6604 miles
Start: 14:00 Flag 14:51 End: 14:55

Silverstone Classic

International Trophy for Classic GT Cars (Pre '66)

RACE 18 - SECTOR ANALYSIS

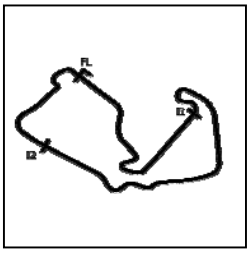

SECTOR 1 = FL to I1, SECTOR 2 = I1 to I2, SECTOR 3 = I2 to FL, DIFF = Difference To Personal Best Lap, P = Crossed Finish Line in Pit Lane, D = Time Disallowed

P7 127 C3 Martin STRETTON Jaguar E-type

IDEAL LAP TIME : 2:30.695 BEST LAP TIME : 2:31.157 DIFFERENCE : 0.462

LAP	SECTOR 1		SECTOR 2		SECTOR 3		LAP TIME		MPH	DIFF	TIME OF DAY
1 -		115.3	1:14.395	133.9	32.642	88.7	2:37.587		83.62	6.430	14:03:11.733
2 -	46.548	121.1	1:14.014	142.7	32.689	90.1	2:33.251		85.98	2.094	14:05:44.984
3 -	47.311	115.9	1:14.227	138.6	32.973	86.4	2:34.511		85.28	3.354	14:08:19.495
4 -	46.780	123.8	1:13.789	136.3	32.283	88.0	2:32.852		86.21	1.695	14:10:52.347
5 -	46.652	125.2	1:13.762	139.5	***32.208***	86.3	2:32.622		86.34	1.465	14:13:24.969
6 -	46.410	128.5	1:13.612	140.6	32.279	92.5	2:32.301		86.52	1.144	14:15:57.270
7 -	46.217	123.5	1:14.051	141.5	33.345	89.2	2:33.613		85.78	2.456	14:18:30.883
8 -	46.208	125.2	1:13.597	***144.0***	32.457	89.8	2:32.262		86.54	1.105	14:21:03.145
9 -	46.788	128.5	1:14.062	137.5	IN PIT		2:34.044	**P**	85.54	2.887	14:23:37.189
10 -	OUTLAP	125.2	1:13.853	140.3	32.675	89.0	4:08.374		53.05	1:37.217	14:27:45.563
11 -	46.047	121.7	1:13.660	141.2	32.858	87.7	2:32.565		86.37	1.408	14:30:18.128
12 -	46.266	127.3	1:13.722	139.5	32.416	90.4	2:32.404		86.46	1.247	14:32:50.532
13 -	46.545	127.3	1:14.132	138.6	32.582	89.1	2:33.259		85.98	2.102	14:35:23.791
14 -	46.979	127.3	1:13.518	137.2	32.303	88.4	2:32.800		86.24	1.643	14:37:56.591
15 -	46.373	129.8	1:13.251	138.9	33.336		2:32.960		86.15	1.803	14:40:29.551
16 -	46.541	122.4	1:13.278	138.9	32.321		2:32.140		86.61	0.983	14:43:01.691
17 -	46.369	124.9	1:13.906	140.1	32.541	90.6	2:32.816		86.23	1.659	14:45:34.507
18 -	46.126	122.0	1:13.467	138.6	32.416	***93.0***	2:32.009	**(3)**	86.69	0.852	14:48:06.516
19 -	45.767	***132.1***	1:12.986	141.5	32.404	87.7	***2:31.157***	**(1)**	***87.17***		***14:50:37.673***
20 -	***45.675***	129.8	***1:12.812***	138.0	32.772	88.8	2:31.259	**(2)**	87.12	0.102	14:53:08.932

P8 172 C3 COOK / STANLEY Shelby Cobra 289

IDEAL LAP TIME : 2:30.050 BEST LAP TIME : 2:30.098 DIFFERENCE : 0.048

LAP	SECTOR 1		SECTOR 2		SECTOR 3		LAP TIME		MPH	DIFF	TIME OF DAY
1 -		123.3	1:15.108	137.7	32.790	89.0	2:37.275		83.78	7.177	14:03:11.421
2 -	46.277	123.5	1:14.460	137.2	33.218	90.3	2:33.955		85.59	3.857	14:05:45.376
3 -	46.975	115.1	1:15.013	138.0	32.645	86.7	2:34.633		85.21	4.535	14:08:20.009
4 -	47.052	111.4	1:14.499	136.6	32.671	90.6	2:34.222		85.44	4.124	14:10:54.231
5 -	46.005	121.7	1:14.421	136.1	32.633	88.5	2:33.059		86.09	2.961	14:13:27.290
6 -	45.842	119.8	1:14.124	135.0	32.479	92.3	2:32.445		86.44	2.347	14:15:59.735
7 -	45.932	119.4	1:14.815	132.8	33.221	91.0	2:33.968		85.58	3.870	14:18:33.703
8 -	46.708	129.3	1:13.758	138.6	33.217	86.0	2:33.683		85.74	3.585	14:21:07.386
9 -	46.457	122.4	1:14.241	137.2	32.733	91.0	2:33.431		85.88	3.333	14:23:40.817
10 -	46.967	125.2	1:13.743	138.0	32.225	90.8	2:32.935		86.16	2.837	14:26:13.752
11 -	47.425	118.1	1:16.640	138.0	IN PIT		2:35.379	**P**	84.81	5.281	14:28:49.131
12 -	OUTLAP	122.6	1:13.865	138.9	32.431	92.0	4:07.583		53.22	1:37.485	14:32:56.714
13 -	46.703	123.5	1:14.834	137.7	32.340	90.3	2:33.877		85.63	3.779	14:35:30.591
14 -	45.856	128.3	1:14.605	137.7	32.331	91.1	2:32.792		86.24	2.694	14:38:03.383
15 -	46.147	128.5	1:13.447	***140.1***	32.336	91.9	2:31.930		86.73	1.832	14:40:35.313
16 -	45.837	132.3	1:13.534	139.2	32.065	***94.1***	2:31.436		87.01	1.338	14:43:06.749
17 -	***45.385***	***134.2***	1:14.476	139.2	32.753	92.5	2:32.614		86.34	2.516	14:45:39.363
18 -	45.501	131.5	1:13.132	138.9	32.021	91.0	2:30.654	**(3)**	87.47	0.556	14:48:10.017
19 -	45.477	127.8	1:12.984	138.9	32.094	89.9	2:30.555	**(2)**	87.52	0.457	14:50:40.572
20 -	45.433	131.8	***1:12.890***	138.3	***31.775***	90.3	***2:30.098***	**(1)**	***87.79***		***14:53:10.670***

Weather / Track : Bright / Dry

Silverstone GP
Circuit Length = 3.6604 miles
Start: 14:00 Flag 14:51 End: 14:55

Silverstone Classic

International Trophy for Classic GT Cars (Pre '66)

RACE 18 - SECTOR ANALYSIS

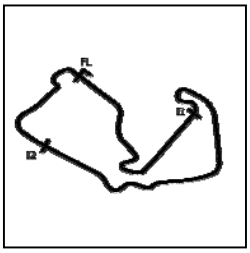

SECTOR 1 = FL to I1, SECTOR 2 = I1 to I2, SECTOR 3 = I2 to FL, DIFF = Difference To Personal Best Lap, P = Crossed Finish Line in Pit Lane, D = Time Disallowed

P9 16 CLP Andrew HADDON Lotus Elan

IDEAL LAP TIME : 2:31.645 BEST LAP TIME : 2:31.986 DIFFERENCE : 0.341

LAP	SECTOR 1		SECTOR 2		SECTOR 3		LAP TIME		MPH	DIFF	TIME OF DAY
1 -		118.3	1:16.211	***127.5***	32.298	88.5	2:38.791		82.98	6.805	14:03:12.937
2 -	46.679	120.9	1:14.557	126.1	32.296	89.4	2:33.532		85.83	1.546	14:05:46.469
3 -	46.663	120.6	1:15.251	***127.5***	32.221	87.8	2:34.135		85.49	2.149	14:08:20.604
4 -	46.486	121.1	1:14.363	126.6	32.123	87.8	2:32.972		86.14	0.986	14:10:53.576
5 -	46.438	121.1	1:14.489	125.9	32.036	89.0	2:32.963		86.15	0.977	14:13:26.539
6 -	46.251	121.5	1:14.425	126.1	31.927	88.1	2:32.603		86.35	0.617	14:15:59.142
7 -	46.298	120.4	1:14.800	126.3	32.301	84.6	2:33.399		85.90	1.413	14:18:32.541
8 -	46.605	120.2	1:14.972	***127.5***	42.121	83.5	2:43.698		80.50	11.712	14:21:16.239
9 -	47.357	119.4	1:14.749	125.9	32.425	89.0	2:34.531		85.27	2.545	14:23:50.770
10 -	46.381	120.9	1:15.720	125.9	IN PIT		2:33.379	**P**	85.91	1.393	14:26:24.149
11 -	OUTLAP	121.5	1:14.637	127.0	32.652	88.8	3:55.595		55.93	1:23.609	14:30:19.744
12 -	46.345	122.0	***1:14.066***	***127.5***	32.870	88.6	2:33.281		85.97	1.295	14:32:53.025
13 -	46.207	121.3	1:15.053	127.3	32.404	86.3	2:33.664		85.75	1.678	14:35:26.689
14 -	46.260	122.2	1:14.072	127.3	32.073	89.5	2:32.405	**(3)**	86.46	0.419	14:37:59.094
15 -	46.016	121.5	1:14.686	126.3	32.011	88.5	2:32.713		86.29	0.727	14:40:31.807
16 -	46.464	122.0	1:14.271	127.3	32.125	***90.8***	2:32.860		86.20	0.874	14:43:04.667
17 -	46.369	122.6	1:15.658	127.0	32.236	***90.8***	2:34.263		85.42	2.277	14:45:38.930
18 -	46.054	121.3	1:14.136	127.3	***31.846***	90.0	2:32.036	**(2)**	86.67	0.050	14:48:10.966
19 -	***45.733***	***123.3***	1:14.333	127.0	31.920	88.0	***2:31.986***	**(1)**	***86.70***		***14:50:42.952***
20 -	46.851	118.3	1:14.300	126.1	32.208	90.1	2:33.359		85.92	1.373	14:53:16.311

P10 89 C3 MA.WRIGLEY / MI.WRIGLEY Jaguar E-type

IDEAL LAP TIME : 2:32.998 BEST LAP TIME : 2:33.350 DIFFERENCE : 0.352

LAP	SECTOR 1		SECTOR 2		SECTOR 3		LAP TIME		MPH	DIFF	TIME OF DAY
1 -		124.9	1:16.450	131.8	34.860	86.5	2:42.905		80.89	9.555	14:03:17.051
2 -	48.050	118.7	1:15.545	136.1	33.144	88.4	2:36.739		84.07	3.389	14:05:53.790
3 -	47.761	118.3	1:15.696	131.8	34.296	84.5	2:37.753		83.53	4.403	14:08:31.543
4 -	48.119	120.9	1:15.180	131.8	33.805	82.4	2:37.104		83.87	3.754	14:11:08.647
5 -	47.145	123.1	1:15.434	128.3	33.597	87.2	2:36.176		84.37	2.826	14:13:44.823
6 -	48.457	118.9	1:15.652	135.0	32.912	89.5	2:37.021		83.92	3.671	14:16:21.844
7 -	46.575	124.9	1:15.019	136.9	32.873	87.4	2:34.467		85.31	1.117	14:18:56.311
8 -	47.151	114.7	1:15.797	132.3	IN PIT		2:32.755	**P**	86.26		14:21:29.066
9 -	OUTLAP	126.6	1:15.502	135.0	33.233	90.6	4:11.852		52.32	1:38.502	14:25:40.918
10 -	46.530	121.7	1:14.893	132.6	33.062	89.7	2:34.485		85.30	1.135	14:28:15.403
11 -	47.625	105.0	1:15.675	136.9	33.261	88.0	2:36.561		84.17	3.211	14:30:51.964
12 -	46.899	114.5	1:15.121	136.1	32.763	90.4	2:34.783		85.13	1.433	14:33:26.747
13 -	47.567	126.1	1:14.827	135.0	32.791	89.8	2:35.185		84.91	1.835	14:36:01.932
14 -	46.719	123.3	***1:14.141***	136.3	32.957	89.8	2:33.817	**(3)**	85.67	0.467	14:38:35.749
15 -	46.981	120.9	1:14.753	130.0	33.781	86.8	2:35.515		84.73	2.165	14:41:11.264
16 -	***46.182***	***127.8***	1:14.493	136.3	***32.675***	91.8	***2:33.350***	**(1)**	***85.93***		***14:43:44.614***
17 -	46.467	114.9	1:14.392	***137.7***	32.919	88.1	2:33.778	**(2)**	85.69	0.428	14:46:18.392
18 -	46.598	122.2	1:15.579	135.2	32.979	***91.9***	2:35.156		84.93	1.806	14:48:53.548
19 -	46.453	***127.8***	1:14.552	137.5	32.835	91.3	2:33.840		85.65	0.490	14:51:27.388
20 -	46.958	123.1	1:14.434	136.1	33.131	90.9	2:34.523		85.28	1.173	14:54:01.911

Weather / Track : Bright / Dry

Silverstone GP
Circuit Length = 3.6604 miles
Start: 14:00 Flag 14:51 End: 14:55

Silverstone Classic

International Trophy for Classic GT Cars (Pre '66)

RACE 18 - SECTOR ANALYSIS

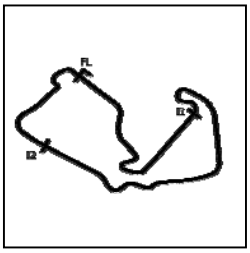

SECTOR 1 = FL to I1, SECTOR 2 = I1 to I2, SECTOR 3 = I2 to FL, DIFF = Difference To Personal Best Lap, P = Crossed Finish Line in Pit Lane, D = Time Disallowed

P11 174 C3 Mark DONNOR Jaguar E-type

IDEAL LAP TIME : 2:33.430 BEST LAP TIME : 2:33.776 DIFFERENCE : 0.346

LAP	SECTOR 1		SECTOR 2		SECTOR 3		LAP TIME		MPH	DIFF	TIME OF DAY
1 -		121.5	1:19.020	130.8	35.079	81.6	2:45.815		79.47	12.039	14:03:19.961
2 -	48.334	122.4	1:15.638	133.4	***32.418***	90.4	2:36.390		84.26	2.614	14:05:56.351
3 -	47.403	125.4	1:15.621	133.9	32.719	85.2	2:35.743		84.61	1.967	14:08:32.094
4 -	47.163	127.5	1:15.100	***137.2***	33.968	86.0	2:36.231		84.34	2.455	14:11:08.325
5 -	46.515	127.3	1:15.465	135.8	33.985	86.2	2:35.965		84.49	2.189	14:13:44.290
6 -	50.515	121.7	1:15.188	133.9	33.193	89.0	2:38.896		82.93	5.120	14:16:23.186
7 -	***46.427***	127.3	1:14.586	136.3	32.763	88.1	***2:33.776***	**(1)**	***85.69***		***14:18:56.962***
8 -	46.707	120.6	1:15.675	136.9	32.905	88.1	2:35.287		84.86	1.511	14:21:32.249
9 -	46.750	***129.8***	1:15.050	136.3	32.817	89.0	2:34.617		85.22	0.841	14:24:06.866
10 -	47.208	125.9	1:14.797	135.8	32.955	90.8	2:34.960		85.03	1.184	14:26:41.826
11 -	47.276	124.0	1:15.531	135.2	IN PIT		2:36.345	**P**	84.28	2.569	14:29:18.171
12 -	OUTLAP	124.5	1:15.290	133.6	32.744	86.9	4:12.871		52.11	1:39.095	14:33:31.042
13 -	46.578	126.1	1:15.255	135.0	32.817	86.4	2:34.650		85.21	0.874	14:36:05.692
14 -	46.896	125.9	1:14.599	135.0	33.228	88.0	2:34.723		85.17	0.947	14:38:40.415
15 -	46.586	127.0	1:14.817	135.0	32.619	89.1	2:34.022	**(2)**	85.55	0.246	14:41:14.437
16 -	48.434	126.1	1:14.951	134.2	35.778	85.9	2:39.163		82.79	5.387	14:43:53.600
17 -	46.907	125.2	***1:14.585***	133.9	33.115	***91.0***	2:34.607	**(3)**	85.23	0.831	14:46:28.207
18 -	46.751	124.2	1:14.925	135.2	32.982	90.3	2:34.658		85.20	0.882	14:49:02.865
19 -	46.911	125.4	1:15.015	130.0	33.664	88.3	2:35.590		84.69	1.814	14:51:38.455
20 -	46.834	123.8	1:15.244	134.7	33.381	90.0	2:35.459		84.76	1.683	14:54:13.914

P12 199 CLP N.POWELL / E.POWELL Lotus Elan

IDEAL LAP TIME : 2:32.362 BEST LAP TIME : 2:33.047 DIFFERENCE : 0.685

LAP	SECTOR 1		SECTOR 2		SECTOR 3		LAP TIME		MPH	DIFF	TIME OF DAY
1 -		119.1	1:17.076	***129.3***	36.109	85.7	2:46.908		78.95	13.861	14:03:21.054
2 -	48.878	118.1	1:19.747	120.2	33.749	87.8	2:42.374		81.15	9.327	14:06:03.428
3 -	47.866	118.1	1:16.047	128.0	33.249	88.1	2:37.162		83.84	4.115	14:08:40.590
4 -	48.220	118.1	1:15.495	128.5	33.523	88.5	2:37.238		83.80	4.191	14:11:17.828
5 -	48.864	116.7	1:16.672	126.6	33.127	86.9	2:38.663		83.05	5.616	14:13:56.491
6 -	47.346	121.1	1:15.531	127.5	33.035	86.3	2:35.912		84.52	2.865	14:16:32.403
7 -	48.157	120.9	1:15.623	128.3	33.932	75.4	2:37.712		83.55	4.665	14:19:10.115
8 -	48.657	112.5	1:15.448	127.3	IN PIT		2:34.330	**P**	85.38	1.283	14:21:44.445
9 -	OUTLAP	111.6	1:16.960	126.8	32.824	88.7	4:07.939		53.14	1:34.892	14:25:52.384
10 -	47.245	119.8	1:15.091	126.6	33.056	88.5	2:35.392		84.80	2.345	14:28:27.776
11 -	46.642	120.6	1:14.909	127.5	32.791	89.0	2:34.342		85.38	1.295	14:31:02.118
12 -	46.434	***122.2***	1:14.529	129.0	32.503	***89.9***	2:33.466	**(3)**	85.86	0.419	14:33:35.584
13 -	47.057	121.1	1:15.959	126.6	32.331	89.3	2:35.347		84.82	2.300	14:36:10.931
14 -	46.693	122.0	1:14.610	129.0	32.820	87.6	2:34.123		85.50	1.076	14:38:45.054
15 -	46.664	121.1	1:14.257	127.0	32.374	89.4	2:33.295	**(2)**	85.96	0.248	14:41:18.349
16 -	***46.315***	112.9	1:14.719	128.5	***32.013***	89.7	***2:33.047***	**(1)**	***86.10***		***14:43:51.396***
17 -	46.789	120.4	***1:14.034***	127.5	32.738	89.1	2:33.561		85.81	0.514	14:46:24.957
18 -	46.411	121.5	1:15.358	128.3	34.962	84.0	2:36.731		84.07	3.684	14:49:01.688
19 -	50.237	96.6	1:20.842	112.2	35.606	80.0	2:46.685		79.05	13.638	14:51:48.373
20 -	49.543	106.6	1:21.120	116.1	37.077	70.9	2:47.740		78.56	14.693	14:54:36.113

Weather / Track : Bright / Dry

Silverstone GP
Circuit Length = 3.6604 miles
Start: 14:00 Flag 14:51 End: 14:55

Silverstone Classic

International Trophy for Classic GT Cars (Pre '66)

RACE 18 - SECTOR ANALYSIS

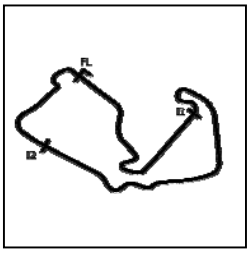

SECTOR 1 = FL to I1, SECTOR 2 = I1 to I2, SECTOR 3 = I2 to FL, DIFF = Difference To Personal Best Lap, P = Crossed Finish Line in Pit Lane, D = Time Disallowed

P13 7 C3 FRIEDRICHS / HADFIELD Aston Martin DP214

IDEAL LAP TIME : 2:32.001 BEST LAP TIME : 2:32.661 DIFFERENCE : 0.660

LAP	SECTOR 1		SECTOR 2		SECTOR 3		LAP TIME		MPH	DIFF	TIME OF DAY
1 -		115.7	1:21.344	127.8	37.237	82.6	2:50.766		77.16	18.105	14:03:24.912
2 -	48.304	118.5	1:19.291	125.6	34.242	80.2	2:41.837		81.42	9.176	14:06:06.749
3 -	48.069	119.1	1:17.817	133.4	33.852	84.7	2:39.738		82.49	7.077	14:08:46.487
4 -	49.236	106.0	1:17.913	127.5	35.403	84.6	2:42.552		81.06	9.891	14:11:29.039
5 -	50.082	117.1	1:17.351	126.3	34.449	86.2	2:41.882		81.40	9.221	14:14:10.921
6 -	48.897	117.7	1:17.948	133.4	34.131	85.8	2:40.976		81.86	8.315	14:16:51.897
7 -	49.508	117.5	1:17.833	133.9	34.250	80.8	2:41.591		81.55	8.930	14:19:33.488
8 -	48.447	113.1	1:18.106	132.6	IN PIT		2:37.807	**P**	83.50	5.146	14:22:11.295
9 -	OUTLAP	122.6	1:15.922	133.6	33.010	87.1	4:10.594		52.58	1:37.933	14:26:21.889
10 -	46.238	124.5	1:14.919	136.1	32.847	87.1	2:34.004		85.56	1.343	14:28:55.893
11 -	47.177	122.6	1:14.968	135.8	32.716	87.3	2:34.861		85.09	2.200	14:31:30.754
12 -	46.099	125.9	1:15.071	137.2	32.756	87.6	2:33.926		85.61	1.265	14:34:04.680
13 -	46.292	125.4	1:14.747	136.1	32.764	83.6	2:33.803		85.67	1.142	14:36:38.483
14 -	46.122	126.6	1:14.354	136.6	32.602	88.7	2:33.078		86.08	0.417	14:39:11.561
15 -	46.123	125.4	1:14.389	136.9	***32.337***	86.4	2:32.849	**(2)**	86.21	0.188	14:41:44.410
16 -	46.116	126.3	1:13.920	136.3	32.625	88.6	***2:32.661***	**(1)**	***86.32***		***14:44:17.071***
17 -	46.065	***127.8***	***1:13.767***	***138.9***	33.067	***88.8***	2:32.899	**(3)**	86.18	0.238	14:46:49.970
18 -	46.526	126.3	1:14.403	136.3	32.648	***88.8***	2:33.577		85.80	0.916	14:49:23.547
19 -	***45.897***	122.9	1:14.277	138.0	33.488	83.6	2:33.662		85.75	1.001	14:51:57.209

P14 5 C3 JO.YOUNG / JA.YOUNG Jaguar E-type

IDEAL LAP TIME : 2:34.022 BEST LAP TIME : 2:34.242 DIFFERENCE : 0.220

LAP	SECTOR 1		SECTOR 2		SECTOR 3		LAP TIME		MPH	DIFF	TIME OF DAY
1 -		112.0	1:17.241	133.4	34.045	82.9	2:44.021		80.34	9.779	14:03:18.167
2 -	47.340	112.5	1:15.759	135.0	32.819	***89.7***	2:35.918		84.51	1.676	14:05:54.085
3 -	47.101	122.9	1:15.787	134.7	33.891	86.8	2:36.779		84.05	2.537	14:08:30.864
4 -	46.800	126.3	1:15.335	135.0	33.277	85.5	2:35.412		84.79	1.170	14:11:06.276
5 -	47.083	126.1	1:16.299	133.9	34.492	80.0	2:37.874		83.47	3.632	14:13:44.150
6 -	47.229	126.3	1:14.813	134.2	33.519	88.5	2:35.561		84.71	1.319	14:16:19.711
7 -	46.747	126.3	1:14.607	133.9	32.888	87.4	***2:34.242***	**(1)**	***85.43***		***14:18:53.953***
8 -	46.934	124.9	1:15.362	136.1	34.196	87.9	2:36.492		84.20	2.250	14:21:30.445
9 -	46.923	***127.5***	1:14.930	***136.9***	33.519	88.0	2:35.372	**(3)**	84.81	1.130	14:24:05.817
10 -	46.889	127.0	***1:14.596***	132.1	IN PIT		2:40.362	**P**	82.17	6.120	14:26:46.179
11 -	OUTLAP	112.7	1:17.244	136.1	33.358	87.6	4:21.800		50.33	1:47.558	14:31:07.979
12 -	48.508	118.1	1:16.055	133.4	33.146	87.8	2:37.709		83.55	3.467	14:33:45.688
13 -	47.629	121.1	1:15.873	133.1	33.184	87.3	2:36.686		84.10	2.444	14:36:22.374
14 -	46.944	118.5	1:15.927	134.2	33.525	84.9	2:36.396		84.25	2.154	14:38:58.770
15 -	47.206	115.9	1:15.700	133.6	32.867	87.9	2:35.773		84.59	1.531	14:41:34.543
16 -	47.011	119.4	1:15.330	134.7	***32.806***	89.0	2:35.147	**(2)**	84.93	0.905	14:44:09.690
17 -	***46.620***	123.8	1:15.411	133.4	34.004	84.0	2:36.035		84.45	1.793	14:46:45.725
18 -	48.247	121.5	1:15.033	132.1	33.317	87.9	2:36.597		84.15	2.355	14:49:22.322
19 -	46.867	118.3	1:15.465	135.8	33.116	88.1	2:35.448		84.77	1.206	14:51:57.770

Weather / Track : Bright / Dry

Silverstone GP
Circuit Length = 3.6604 miles
Start: 14:00 Flag 14:51 End: 14:55

Silverstone Classic

International Trophy for Classic GT Cars (Pre '66)

RACE 18 - SECTOR ANALYSIS

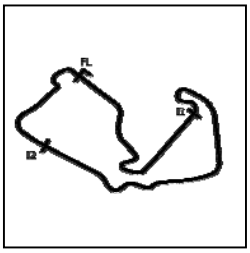

SECTOR 1 = FL to I1, SECTOR 2 = I1 to I2, SECTOR 3 = I2 to FL, DIFF = Difference To Personal Best Lap, P = Crossed Finish Line in Pit Lane, D = Time Disallowed

P15 30 C3 ATTARD / INGRAM Chevrolet Corvette Stingray

IDEAL LAP TIME : 2:34.417 BEST LAP TIME : 2:34.538 DIFFERENCE : 0.121

LAP	SECTOR 1		SECTOR 2		SECTOR 3		LAP TIME		MPH	DIFF	TIME OF DAY
1 -		123.8	1:17.218	133.9	35.686	87.6	2:44.964		79.88	10.426	14:03:19.110
2 -	47.040	124.9	1:15.858	134.7	33.218	***88.6***	2:36.116		84.41	1.578	14:05:55.226
3 -	47.054	126.6	1:15.373	136.3	33.674	85.1	2:36.101		84.41	1.563	14:08:31.327
4 -	47.219	125.4	1:15.557	135.2	33.824	88.3	2:36.600		84.14	2.062	14:11:07.927
5 -	46.962	128.3	1:15.880	***137.2***	33.767	85.3	2:36.609		84.14	2.071	14:13:44.536
6 -	48.201	125.4	1:15.202	133.4	***32.998***	88.1	2:36.401		84.25	1.863	14:16:20.937
7 -	46.718	127.5	1:15.074	134.2	33.144	87.1	2:34.936	**(2)**	85.05	0.398	14:18:55.873
8 -	46.770	126.3	1:15.928	131.8	33.292	86.7	2:35.990		84.47	1.452	14:21:31.863
9 -	***46.606***	***128.5***	***1:14.813***	135.5	33.119	87.7	***2:34.538***	**(1)**	***85.27***		***14:24:06.401***
10 -	46.941	127.3	1:14.854	135.0	33.202	88.5	2:34.997	**(3)**	85.01	0.459	14:26:41.398
11 -	47.059	123.8	1:15.064	133.9	IN PIT		2:35.854	**P**	84.55	1.316	14:29:17.252
12 -	OUTLAP	115.5	1:17.725	130.0	34.821	73.5	4:07.814		53.17	1:33.276	14:33:25.066
13 -	49.238	121.3	1:17.397	131.8	33.847	77.4	2:40.482		82.11	5.944	14:36:05.548
14 -	48.331	125.9	1:17.406	131.8	34.422	74.3	2:40.159		82.27	5.621	14:38:45.707
15 -	48.253	122.2	1:16.766	130.0	34.095	86.8	2:39.114		82.81	4.576	14:41:24.821
16 -	47.532	121.7	1:16.898	132.8	34.134	82.9	2:38.564		83.10	4.026	14:44:03.385
17 -	50.602	120.9	1:17.348	132.3	34.194	85.7	2:42.144		81.27	7.606	14:46:45.529
18 -	48.783	122.9	1:16.582	131.3	34.107	85.3	2:39.472		82.63	4.934	14:49:25.001
19 -	47.282	122.9	1:17.046	132.3	33.590	86.1	2:37.918		83.44	3.380	14:52:02.919

P16 13 C3 Shaun LYNN AC Cobra

IDEAL LAP TIME : 2:33.456 BEST LAP TIME : 2:34.099 DIFFERENCE : 0.643

LAP	SECTOR 1		SECTOR 2		SECTOR 3		LAP TIME		MPH	DIFF	TIME OF DAY
1 -		117.7	1:19.168	133.9	34.013	80.6	2:47.605		78.62	13.506	14:03:21.751
2 -	47.877	120.4	1:19.543	123.5	33.558	89.2	2:40.978		81.86	6.879	14:06:02.729
3 -	47.106	113.7	1:16.349	137.2	33.298	90.1	2:36.753		84.06	2.654	14:08:39.482
4 -	48.256	110.1	1:16.088	125.4	33.472	89.3	2:37.816		83.50	3.717	14:11:17.298
5 -	47.778	120.9	1:15.350	124.7	33.347	88.1	2:36.475		84.21	2.376	14:13:53.773
6 -	47.254	128.3	1:16.307	137.2	33.543	83.1	2:37.104		83.87	3.005	14:16:30.877
7 -	47.228	127.8	1:15.888	135.8	34.772	82.1	2:37.888		83.46	3.789	14:19:08.765
8 -	47.285	128.5	1:15.690	135.0	33.676	83.8	2:36.651		84.12	2.552	14:21:45.416
9 -	47.370	112.5	1:16.419	138.0	33.433	87.0	2:37.222		83.81	3.123	14:24:22.638
10 -	47.167	121.3	1:16.277	133.6	IN PIT		2:37.631	**P**	83.59	3.532	14:27:00.269
11 -	OUTLAP	123.8	1:15.284	137.7	33.330	89.9	4:18.002		51.07	1:43.903	14:31:18.271
12 -	46.694	129.3	1:15.036	132.1	33.693	86.8	2:35.423		84.78	1.324	14:33:53.694
13 -	***46.333***	127.8	1:15.107	***139.8***	33.293	85.4	2:34.733	**(3)**	85.16	0.634	14:36:28.427
14 -	46.547	128.0	1:15.987	137.2	32.978	82.8	2:35.512		84.73	1.413	14:39:03.939
15 -	46.976	125.9	***1:14.527***	139.5	***32.596***	***91.4***	***2:34.099***	**(1)**	***85.51***		***14:41:38.038***
16 -	46.607	***130.0***	1:14.749	***139.8***	33.074	88.3	2:34.430	**(2)**	85.33	0.331	14:44:12.468
17 -	46.616	125.9	1:17.342	135.8	33.205	86.9	2:37.163		83.84	3.064	14:46:49.631
18 -	47.598	126.6	1:17.577	133.9	34.317	88.0	2:39.492		82.62	5.393	14:49:29.123
19 -	46.939	120.0	1:16.727	138.3	33.018	86.2	2:36.684		84.10	2.585	14:52:05.807

Weather / Track : Bright / Dry

Silverstone GP
Circuit Length = 3.6604 miles
Start: 14:00 Flag 14:51 End: 14:55

Silverstone Classic

International Trophy for Classic GT Cars (Pre '66)

RACE 18 - SECTOR ANALYSIS

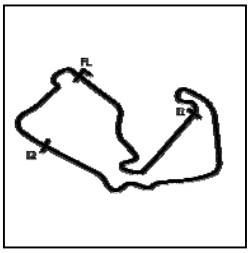

SECTOR 1 = FL to I1, SECTOR 2 = I1 to I2, SECTOR 3 = I2 to FL, DIFF = Difference To Personal Best Lap, P = Crossed Finish Line in Pit Lane, D = Time Disallowed

P17 40 CLP Sander VAN GILS Lotus Elan

IDEAL LAP TIME : 2:35.657 BEST LAP TIME : 2:35.742 DIFFERENCE : 0.085

LAP	SECTOR 1		SECTOR 2		SECTOR 3		LAP TIME		MPH	DIFF	TIME OF DAY
1 -		111.6	1:17.913	***124.5***	34.983	84.5	2:50.065		77.48	14.323	14:03:24.211
2 -	49.018	112.5	1:19.596	114.3	34.056	78.4	2:42.670		81.00	6.928	14:06:06.881
3 -	48.953	117.1	1:17.706	123.5	33.200	86.0	2:39.859		82.43	4.117	14:08:46.740
4 -	48.566	114.9	1:17.876	123.1	33.815	81.9	2:40.257		82.22	4.515	14:11:26.997
5 -	47.831	117.5	1:16.995	122.6	32.994	86.2	2:37.820		83.49	2.078	14:14:04.817
6 -	47.563	117.7	1:16.877	122.9	32.857	86.2	2:37.297		83.77	1.555	14:16:42.114
7 -	47.788	116.1	1:16.693	122.9	33.050	85.2	2:37.531		83.65	1.789	14:19:19.645
8 -	47.377	115.7	1:16.744	122.6	32.992	86.4	2:37.113		83.87	1.371	14:21:56.758
9 -	47.825	113.7	1:16.914	122.4	IN PIT		2:40.759	**P**	81.97	5.017	14:24:37.517
10 -	OUTLAP	116.1	1:16.525	122.9	32.924	84.9	4:07.188		53.31	1:31.446	14:28:44.705
11 -	47.492	118.3	1:16.247	123.3	32.705	87.1	2:36.444		84.23	0.702	14:31:21.149
12 -	***47.127***	***118.5***	1:16.079	123.1	32.693	87.3	2:35.899	**(2)**	84.52	0.157	14:33:57.048
13 -	47.128	118.1	***1:16.010***	123.8	32.604	86.9	***2:35.742***	**(1)**	***84.61***		***14:36:32.790***
14 -	47.292	114.9	1:16.586	123.3	33.396	87.6	2:37.274		83.78	1.532	14:39:10.064
15 -	47.360	116.7	1:16.710	***124.5***	32.730		2:36.800		84.04	1.058	14:41:46.864
16 -	47.470	117.7	1:16.154	122.6	32.839	87.1	2:36.463		84.22	0.721	14:44:23.327
17 -	47.206	118.1	1:16.071	123.5	33.126	87.6	2:36.403	**(3)**	84.25	0.661	14:46:59.730
18 -	47.392	116.7	1:16.657	122.4	32.598	***87.9***	2:36.647		84.12	0.905	14:49:36.377
19 -	48.569	117.7	1:16.077	124.0	***32.520***	85.8	2:37.166		83.84	1.424	14:52:13.543

P18 151 C3 YATES / TWYMAN AC Cobra

IDEAL LAP TIME : 2:32.795 BEST LAP TIME : 2:33.212 DIFFERENCE : 0.417

LAP	SECTOR 1		SECTOR 2		SECTOR 3		LAP TIME		MPH	DIFF	TIME OF DAY
1 -		116.5	1:19.543	128.0	35.092	85.4	2:45.490		79.62	12.278	14:03:19.636
2 -	48.905	118.9	1:20.590	116.9	35.304	86.2	2:44.799		79.96	11.587	14:06:04.435
3 -	47.931	121.5	1:18.309	126.3	34.184	83.8	2:40.424		82.14	7.212	14:08:44.859
4 -	49.563	113.7	1:18.185	121.5	34.328	82.0	2:42.076		81.30	8.864	14:11:26.935
5 -	48.949	122.2	1:18.804	121.1	35.479	81.5	2:43.232		80.73	10.020	14:14:10.167
6 -	49.287	118.5	1:17.797	124.9	34.331	85.4	2:41.415		81.63	8.203	14:16:51.582
7 -	49.510	117.1	1:19.616	125.2	36.190	84.6	2:45.316		79.71	12.104	14:19:36.898
8 -	48.624	120.2	1:17.297	127.5	35.017	85.8	2:40.938		81.88	7.726	14:22:17.836
9 -	49.110	117.9	1:16.909	124.9	34.671	82.6	2:40.690		82.00	7.478	14:24:58.526
10 -	49.279	117.3	1:17.751	121.3	IN PIT		2:42.369	**P**	81.15	9.157	14:27:40.895
11 -	OUTLAP	121.5	1:14.896	***137.5***	33.117	90.4	4:15.689		51.53	1:42.477	14:31:56.584
12 -	46.163	124.2	1:14.499	136.6	32.959	91.0	2:33.621		85.78	0.409	14:34:30.205
13 -	46.031	124.7	1:14.605	136.1	***32.710***	90.0	2:33.346	**(2)**	85.93	0.134	14:37:03.551
14 -	46.241	118.3	1:14.494	137.2	33.158	***92.0***	2:33.893		85.62	0.681	14:39:37.444
15 -	46.153	123.3	1:14.765	136.1	32.839	90.8	2:33.757		85.70	0.545	14:42:11.201
16 -	***45.664***	124.9	1:14.453	136.9	33.095	88.0	***2:33.212***	**(1)**	***86.01***		***14:44:44.413***
17 -	46.430	***126.1***	1:14.803	136.3	32.940	91.8	2:34.173		85.47	0.961	14:47:18.586
18 -	46.033	123.3	***1:14.421***	136.9	33.058	91.1	2:33.512	**(3)**	85.84	0.300	14:49:52.098
19 -	46.341	102.7	1:16.702	129.8	33.956	85.4	2:36.999		83.93	3.787	14:52:29.097

Weather / Track : Bright / Dry

Silverstone GP
Circuit Length = 3.6604 miles
Start: 14:00 Flag 14:51 End: 14:55

Silverstone Classic

International Trophy for Classic GT Cars (Pre '66)

RACE 18 - SECTOR ANALYSIS

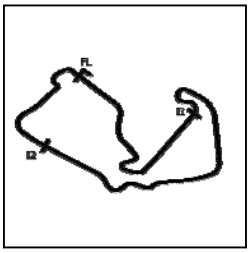

SECTOR 1 = FL to I1, SECTOR 2 = I1 to I2, SECTOR 3 = I2 to FL, DIFF = Difference To Personal Best Lap, P = Crossed Finish Line in Pit Lane, D = Time Disallowed

P19 29 C2 AHLERS / BELLINGER Morgan Plus 4 SLR

IDEAL LAP TIME : 2:37.006 BEST LAP TIME : 2:37.164 DIFFERENCE : 0.158

LAP	SECTOR 1		SECTOR 2		SECTOR 3		LAP TIME		MPH	DIFF	TIME OF DAY
1 -		117.1	1:19.289	118.3	36.265	83.9	2:51.463		76.85	14.299	14:03:25.609
2 -	48.373	114.1	1:19.065	122.0	34.854	85.3	2:42.292		81.19	5.128	14:06:07.901
3 -	48.576	115.1	1:17.972	124.5	34.000	85.4	2:40.548		82.08	3.384	14:08:48.449
4 -	48.450	113.3	1:18.034	123.5	34.384	85.5	2:40.868		81.91	3.704	14:11:29.317
5 -	49.075	112.9	1:18.124	124.9	33.960	85.8	2:41.159		81.76	3.995	14:14:10.476
6 -	49.437	114.5	1:18.722	126.6	33.958	84.9	2:42.117		81.28	4.953	14:16:52.593
7 -	49.483	116.5	1:18.833	125.2	35.468	86.2	2:43.784		80.45	6.620	14:19:36.377
8 -	48.227	116.9	1:18.274	125.2	33.871	85.9	2:40.372		82.17	3.208	14:22:16.749
9 -	48.388	117.9	1:17.648	126.3	IN PIT		2:40.453	P	82.12	3.289	14:24:57.202
10 -	OUTLAP	118.9	1:17.285	126.8	33.117	86.4	4:00.460		54.80	1:23.296	14:28:57.662
11 -	***47.370***	120.0	1:17.009	125.6	33.132	86.0	2:37.511	(3)	83.66	0.347	14:31:35.173
12 -	47.825	119.4	1:16.802	126.1	32.980	86.5	2:37.607		83.61	0.443	14:34:12.780
13 -	47.460	120.2	***1:16.742***	***127.0***	32.962	86.3	***2:37.164***	(1)	***83.84***		***14:36:49.944***
14 -	47.556	119.1	1:17.876	126.3	33.048	86.5	2:38.480		83.15	1.316	14:39:28.424
15 -	47.565	119.6	1:17.049	125.4	32.919	***87.0***	2:37.533		83.65	0.369	14:42:05.957
16 -	47.661	120.4	1:16.907	126.3	32.911	86.7	2:37.479	(2)	83.67	0.315	14:44:43.436
17 -	48.889	***120.6***	1:16.745	126.3	***32.894***	86.2	2:38.528		83.12	1.364	14:47:21.964
18 -	47.717	119.1	1:17.012	126.6	32.936	86.7	2:37.665		83.58	0.501	14:49:59.629
19 -	47.617	118.1	1:17.242	126.8	33.433	82.1	2:38.292		83.24	1.128	14:52:37.921

P20 19 C3 BEST / JONES-BEST Jaguar E-type

IDEAL LAP TIME : 2:34.063 BEST LAP TIME : 2:34.174 DIFFERENCE : 0.111

LAP	SECTOR 1		SECTOR 2		SECTOR 3		LAP TIME		MPH	DIFF	TIME OF DAY
1 -		116.9	1:19.037	131.5	34.773	81.3	2:48.760		78.08	14.586	14:03:22.906
2 -	49.229	115.1	1:19.450	126.1	34.038	86.5	2:42.717		80.98	8.543	14:06:05.623
3 -	48.719	116.3	1:17.848	132.3	33.358	86.4	2:39.925		82.39	5.751	14:08:45.548
4 -	49.991	109.4	1:17.787	125.4	34.569	85.1	2:42.347		81.17	8.173	14:11:27.895
5 -	48.669	121.7	1:16.232	134.2	33.013	89.8	2:37.914		83.44	3.740	14:14:05.809
6 -	47.961	120.6	1:16.598	132.3	33.732	86.4	2:38.291		83.25	4.117	14:16:44.100
7 -	58.707	116.3	1:18.182	127.8	34.456	87.3	2:51.345		76.90	17.171	14:19:35.445
8 -	48.767	119.6	1:16.991	135.2	34.179	87.8	2:39.937		82.39	5.763	14:22:15.382
9 -	48.297	119.4	1:18.219	133.4	IN PIT		2:40.825	P	81.93	6.651	14:24:56.207
10 -	OUTLAP	122.9	1:16.056	132.1	33.269	86.2	4:24.561		49.81	1:50.387	14:29:20.768
11 -	47.559	122.2	1:16.076	***137.2***	32.674	***92.1***	2:36.309		84.30	2.135	14:31:57.077
12 -	47.598	123.3	***1:14.918***	135.0	32.803	92.0	2:35.319	(2)	84.84	1.145	14:34:32.396
13 -	***46.895***	120.2	1:15.029	135.8	***32.250***	91.3	***2:34.174***	(1)	***85.47***		***14:37:06.570***
14 -	48.792	125.2	1:14.966	135.5	32.411	90.5	2:36.169		84.38	1.995	14:39:42.739
15 -	47.314	118.3	1:15.833	135.0	32.693	91.0	2:35.840		84.55	1.666	14:42:18.579
16 -	58.138	122.4	1:16.250	134.7	32.975	88.6	2:47.363		78.73	13.189	14:45:05.942
17 -	47.547	124.5	1:16.062	134.7	33.044	90.9	2:36.653		84.12	2.479	14:47:42.595
18 -	47.483	***126.1***	1:15.075	133.9	33.171	91.6	2:35.729	(3)	84.62	1.555	14:50:18.324
19 -	47.497	125.2	1:15.299	135.2	33.139	90.4	2:35.935		84.50	1.761	14:52:54.259

Weather / Track : Bright / Dry

Silverstone GP
Circuit Length = 3.6604 miles
Start: 14:00 Flag 14:51 End: 14:55

Silverstone Classic

International Trophy for Classic GT Cars (Pre '66)

RACE 18 - SECTOR ANALYSIS

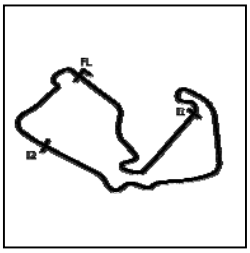

SECTOR 1 = FL to I1, SECTOR 2 = I1 to I2, SECTOR 3 = I2 to FL, DIFF = Difference To Personal Best Lap, P = Crossed Finish Line in Pit Lane, D = Time Disallowed

P21 223 CLP HYETT / FOX Lotus Elan 26R

IDEAL LAP TIME : 2:35.053 BEST LAP TIME : 2:35.209 DIFFERENCE : 0.156

LAP	SECTOR 1		SECTOR 2		SECTOR 3		LAP TIME		MPH	DIFF	TIME OF DAY
1 -		120.0	1:18.057	126.6	35.040	79.6	2:49.483		77.75	14.274	14:03:23.629
2 -	49.886	117.5	1:20.086	119.4	33.871	84.2	2:43.843		80.42	8.634	14:06:07.472
3 -	49.660	117.9	1:16.973	126.8	33.944	83.0	2:40.577		82.06	5.368	14:08:48.049
4 -	48.591	119.6	1:17.634	126.6	34.209	84.5	2:40.434		82.13	5.225	14:11:28.483
5 -	49.902	115.5	1:16.638	124.9	34.803	83.2	2:41.343		81.67	6.134	14:14:09.826
6 -	47.978	120.2	1:16.227	126.8	33.680	86.7	2:37.885		83.46	2.676	14:16:47.711
7 -	49.189	119.4	1:15.938	***128.0***	49.857	81.7	2:54.984		75.30	19.775	14:19:42.695
8 -	50.559	116.1	1:16.426	127.5	33.956	85.9	2:40.941		81.87	5.732	14:22:23.636
9 -	48.814	116.7	1:17.072	127.0	IN PIT		2:40.628	**P**	82.03	5.419	14:25:04.264
10 -	OUTLAP	111.6	1:18.061	126.3	33.610	85.7	4:18.013		51.07	1:42.804	14:29:22.277
11 -	48.945	117.1	1:16.762	124.9	33.161	87.0	2:38.868		82.94	3.659	14:32:01.145
12 -	47.629	118.3	1:17.002	126.8	32.812	89.0	2:37.443		83.69	2.234	14:34:38.588
13 -	47.609	118.3	1:16.559	126.1	32.881	88.4	2:37.049		83.90	1.840	14:37:15.637
14 -	48.123	116.7	1:15.771	125.6	32.635	85.3	2:36.529	**(3)**	84.18	1.320	14:39:52.166
15 -	47.495	110.3	1:15.975	125.6	33.374	85.5	2:36.844		84.01	1.635	14:42:29.010
16 -	48.350	119.4	1:16.716	127.3	32.777	***89.3***	2:37.843		83.48	2.634	14:45:06.853
17 -	47.515	119.4	1:15.981	127.3	32.847	88.6	2:36.343	**(2)**	84.28	1.134	14:47:43.196
18 -	47.970	117.5	1:15.995	126.1	***32.574***	88.0	2:36.539		84.18	1.330	14:50:19.735
19 -	***47.065***	***120.4***	***1:15.414***	125.9	32.730	87.7	***2:35.209***	**(1)**	***84.90***		***14:52:54.944***

P22 96 C2 NYBLAEUS / WELCH Austin Healey 3000

IDEAL LAP TIME : 2:37.201 BEST LAP TIME : 2:37.577 DIFFERENCE : 0.376

LAP	SECTOR 1		SECTOR 2		SECTOR 3		LAP TIME		MPH	DIFF	TIME OF DAY
1 -		116.9	1:20.052	118.7	36.602	81.0	2:54.895		75.34	17.318	14:03:29.041
2 -	49.766	106.0	1:19.779	120.9	35.042	85.4	2:44.587		80.06	7.010	14:06:13.628
3 -	49.597	112.2	1:19.073	122.0	35.619	85.8	2:44.289		80.21	6.712	14:08:57.917
4 -	49.545	110.1	1:19.751	121.1	34.424	85.1	2:43.720		80.48	6.143	14:11:41.637
5 -	48.938	112.2	1:18.948	120.9	34.910	85.1	2:42.796		80.94	5.219	14:14:24.433
6 -	49.355	114.3	1:19.266	122.2	34.740	83.0	2:43.361		80.66	5.784	14:17:07.794
7 -	49.542	109.1	1:20.517	120.6	35.081	85.0	2:45.140		79.79	7.563	14:19:52.934
8 -	49.942	113.5	1:19.151	120.9	IN PIT		2:42.798	**P**	80.94	5.221	14:22:35.732
9 -	OUTLAP	110.0	1:18.466	120.6	33.236	86.9	4:04.319		53.93	1:26.742	14:26:40.051
10 -	48.531	114.7	1:17.686	122.6	33.085	86.0	2:39.302		82.72	1.725	14:29:19.353
11 -	47.948	116.1	1:18.399	***124.0***	33.417	86.1	2:39.764		82.48	2.187	14:31:59.117
12 -	48.227	117.9	1:17.459	122.2	***33.015***	87.8	2:38.701		83.03	1.124	14:34:37.818
13 -	47.960	***118.3***	1:17.940	122.6	33.429	***87.9***	2:39.329		82.70	1.752	14:37:17.147
14 -	47.799	117.1	1:17.955	121.5	33.266	85.2	2:39.020		82.86	1.443	14:39:56.167
15 -	48.381	116.5	1:17.032	123.3	33.097	87.6	2:38.510	**(3)**	83.13	0.933	14:42:34.677
16 -	47.924	117.9	1:17.866	122.2	33.771	87.2	2:39.561		82.58	1.984	14:45:14.238
17 -	47.835	117.7	1:17.113	122.4	33.120	86.8	2:38.068	**(2)**	83.36	0.491	14:47:52.306
18 -	47.821	117.3	1:17.267	122.2	33.487	87.3	2:38.575		83.10	0.998	14:50:30.881
19 -	***47.326***	117.9	***1:16.860***	121.3	33.391	87.0	***2:37.577***	**(1)**	***83.62***		***14:53:08.458***

Weather / Track : Bright / Dry

Silverstone GP
Circuit Length = 3.6604 miles
Start: 14:00 Flag 14:51 End: 14:55

Silverstone Classic

International Trophy for Classic GT Cars (Pre '66)

RACE 18 - SECTOR ANALYSIS

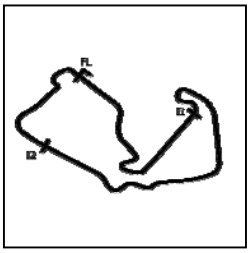

SECTOR 1 = FL to I1, SECTOR 2 = I1 to I2, SECTOR 3 = I2 to FL, DIFF = Difference To Personal Best Lap, P = Crossed Finish Line in Pit Lane, D = Time Disallowed

P23 75 CLP Martin ANGLE Lotus Elan

IDEAL LAP TIME : 2:37.719 BEST LAP TIME : 2:39.071 DIFFERENCE : 1.352

LAP	SECTOR 1		SECTOR 2		SECTOR 3		LAP TIME		MPH	DIFF	TIME OF DAY
1 -		110.7	1:19.218	123.5	37.966	83.1	2:58.413		73.86	19.342	14:03:32.559
2 -	50.262	110.9	1:17.505	124.9	34.684	85.0	2:42.451		81.11	3.380	14:06:15.010
3 -	49.611	109.4	1:18.406	124.7	35.442	***87.8***	2:43.459		80.61	4.388	14:08:58.469
4 -	49.566	108.4	1:19.602	122.2	35.058	84.5	2:44.226		80.24	5.155	14:11:42.695
5 -	49.731	115.9	1:17.999	122.4	35.125	84.9	2:42.855		80.91	3.784	14:14:25.550
6 -	49.558	113.3	1:18.479	118.7	34.847	85.7	2:42.884		80.90	3.813	14:17:08.434
7 -	49.524	112.2	1:18.902	121.7	34.496	84.9	2:42.922		80.88	3.851	14:19:51.356
8 -	48.585	114.1	1:17.880	122.2	34.413	83.7	2:40.878		81.91	1.807	14:22:32.234
9 -	48.969	112.2	1:17.577	116.7	34.678	81.1	2:41.224		81.73	2.153	14:25:13.458
10 -	49.054	116.3	1:18.310	124.0	34.393	84.4	2:41.757		81.46	2.686	14:27:55.215
11 -	49.107	115.1	1:16.817	123.1	IN PIT		2:39.202	**P**	82.77	0.131	14:30:34.417
12 -	OUTLAP	115.3	1:16.783	123.1	33.356	86.0	4:05.723		53.62	1:26.652	14:34:40.140
13 -	48.648	111.6	1:17.773	123.8	34.857	82.1	2:41.278		81.70	2.207	14:37:21.418
14 -	***48.172***	114.5	1:17.096	122.0	34.453	86.1	2:39.721	**(2)**	82.50	0.650	14:40:01.139
15 -	49.552	116.3	***1:16.200***	124.5	34.042	86.0	2:39.794	**(3)**	82.46	0.723	14:42:40.933
16 -	48.822	***116.5***	1:16.292	125.2	33.957	84.6	***2:39.071***	**(1)**	***82.84***		***14:45:20.004***
17 -	49.252	113.3	1:17.574	***125.6***	33.690	86.8	2:40.516		82.09	1.445	14:48:00.520
18 -	48.869	115.7	1:16.877	116.7	34.961	85.2	2:40.707		81.99	1.636	14:50:41.227
19 -	49.078	115.3	1:19.045	124.0	***33.347***	86.7	2:41.470		81.61	2.399	14:53:22.697

P24 163 CLP REICHMANN / TROMANS Lotus Elan 26R

IDEAL LAP TIME : 2:35.758 BEST LAP TIME : 2:36.784 DIFFERENCE : 1.026

LAP	SECTOR 1		SECTOR 2		SECTOR 3		LAP TIME		MPH	DIFF	TIME OF DAY
1 -		114.3	1:19.271	122.9	34.577	82.6	2:49.355		77.81	12.571	14:03:23.501
2 -	48.243	115.7	1:17.395	120.2	***32.804***	87.7	2:38.442		83.17	1.658	14:06:01.943
3 -	***47.308***	111.4	1:17.508	124.2	33.045	***88.3***	2:37.861		83.47	1.077	14:08:39.804
4 -	47.358	116.5	1:16.546	123.5	32.906	87.4	2:36.810	**(2)**	84.03	0.026	14:11:16.614
5 -	47.764	117.5	1:15.823	122.6	33.197	82.6	***2:36.784***	**(1)**	***84.05***		***14:13:53.398***
6 -	47.998	117.3	1:16.039	122.9	33.153	82.8	2:37.190		83.83	0.406	14:16:30.588
7 -	47.746	114.9	1:17.043	***124.9***	34.496	76.2	2:39.285		82.73	2.501	14:19:09.873
8 -	48.565	115.9	***1:15.646***	123.1	32.906	78.6	2:37.117	**(3)**	83.87	0.333	14:21:46.990
9 -	47.775	115.3	1:16.299	123.8	IN PIT		2:35.228	**P**	84.89		14:24:22.218
10 -	OUTLAP	105.6	1:19.996	122.2	33.829	83.4	4:31.513		48.53	1:54.729	14:28:53.731
11 -	50.327	112.7	1:19.774	120.4	34.450	83.3	2:44.551		80.08	7.767	14:31:38.282
12 -	49.448	113.3	1:19.629	120.4	34.757	84.5	2:43.834		80.43	7.050	14:34:22.116
13 -	49.571	112.2	1:19.879	123.1	33.834	77.4	2:43.284		80.70	6.500	14:37:05.400
14 -	51.090	116.3	1:19.622	121.3	33.959	81.4	2:44.671		80.02	7.887	14:39:50.071
15 -	49.473	111.1	1:18.934	122.0	34.082	81.1	2:42.489		81.09	5.705	14:42:32.560
16 -	49.266	***117.9***	1:18.571	121.1	34.410	79.0	2:42.247		81.22	5.463	14:45:14.807
17 -	50.361	113.1	1:19.088	121.1	33.786	86.1	2:43.235		80.72	6.451	14:47:58.042
18 -	48.989	114.9	1:18.915	120.9	33.688	85.5	2:41.592		81.54	4.808	14:50:39.634
19 -	49.352	110.3	1:20.869	120.0	33.501	85.4	2:43.722		80.48	6.938	14:53:23.356

Weather / Track : Bright / Dry

Silverstone GP
Circuit Length = 3.6604 miles
Start: 14:00 Flag 14:51 End: 14:55

Silverstone Classic

International Trophy for Classic GT Cars (Pre '66)

RACE 18 - SECTOR ANALYSIS

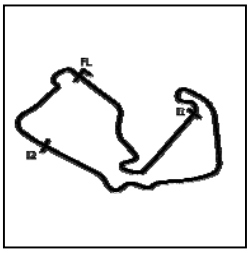

SECTOR 1 = FL to I1, SECTOR 2 = I1 to I2, SECTOR 3 = I2 to FL, DIFF = Difference To Personal Best Lap, P = Crossed Finish Line in Pit Lane, D = Time Disallowed

P25 191 C2 HOLME / GREENSALL Austin Healey 3000 Mk2

IDEAL LAP TIME : 2:37.611 BEST LAP TIME : 2:37.825 DIFFERENCE : 0.214

LAP	SECTOR 1		SECTOR 2		SECTOR 3		LAP TIME		MPH	DIFF	TIME OF DAY
1 -		113.1	1:19.078	120.2	38.106	77.8	3:00.153		73.14	22.328	14:03:34.299
2 -	49.178	115.3	1:18.080	116.5	34.467	86.4	2:41.725		81.48	3.900	14:06:16.024
3 -	49.411	109.6	1:18.732	122.2	34.730	87.7	2:42.873		80.90	5.048	14:08:58.897
4 -	50.373	117.3	1:19.068	120.9	34.668	87.0	2:44.109		80.29	6.284	14:11:43.006
5 -	48.715	118.1	1:18.171	120.6	34.949	87.1	2:41.835		81.42	4.010	14:14:24.841
6 -	49.027	119.4	1:17.493	125.2	34.232	88.0	2:40.752	(3)	81.97	2.927	14:17:05.593
7 -	48.397	118.9	1:18.205	124.7	34.477	87.1	2:41.079		81.80	3.254	14:19:46.672
8 -	48.767	113.3	1:17.691	124.2	34.375	82.5	2:40.833		81.93	3.008	14:22:27.505
9 -	50.439	109.6	1:20.489	115.9	IN PIT		2:42.428	P	81.13	4.603	14:25:09.933
10 -	OUTLAP	113.9	1:17.361	125.9	33.563	87.7	4:08.516		53.02	1:30.691	14:29:18.449
11 -	***47.642***	***120.0***	1:16.858	125.9	***33.325***	***88.1***	***2:37.825***	**(1)**	***83.49***		***14:31:56.274***
12 -	47.793	118.3	***1:16.644***	***126.6***	34.481	84.0	2:38.918	(2)	82.92	1.093	14:34:35.192
13 -	50.035	108.7	1:19.205	119.6	33.838	84.9	2:43.078		80.80	5.253	14:37:18.270
14 -	49.179	112.2	1:18.850	117.5	34.081	83.2	2:42.110		81.28	4.285	14:40:00.380
15 -	49.215	112.9	1:18.949	117.5	33.686	85.2	2:41.850		81.41	4.025	14:42:42.230
16 -	49.477	113.1	1:19.495	116.7	34.105	85.5	2:43.077		80.80	5.252	14:45:25.307
17 -	48.962	112.9	1:18.302	117.3	33.691	85.4	2:40.955		81.87	3.130	14:48:06.262
18 -	48.721	113.1	1:18.920	117.5	33.629	85.4	2:41.270		81.71	3.445	14:50:47.532
19 -	49.153	113.1	1:18.837	117.7	34.034	83.8	2:42.024		81.33	4.199	14:53:29.556

P26 43 CLP PEARSON / GRANT Marcos 1800GT

IDEAL LAP TIME : 2:36.871 BEST LAP TIME : 2:37.798 DIFFERENCE : 0.927

LAP	SECTOR 1		SECTOR 2		SECTOR 3		LAP TIME		MPH	DIFF	TIME OF DAY
1 -		107.3	1:21.192	120.6	36.973	75.6	3:12.600		68.42	34.802	14:03:46.746
2 -	50.797	116.1	1:20.518	121.3	35.972	76.2	2:47.287		78.77	9.489	14:06:34.033
3 -	51.976	112.2	1:22.437	119.4	35.493	77.9	2:49.906		77.55	12.108	14:09:23.939
4 -	50.890	115.3	1:20.503	121.3	36.604	80.2	2:47.997		78.44	10.199	14:12:11.936
5 -	50.299	114.9	1:20.492	121.5	35.217	80.2	2:46.008		79.38	8.210	14:14:57.944
6 -	50.250	114.9	1:19.620	120.6	35.145	80.1	2:45.015		79.85	7.217	14:17:42.959
7 -	49.884	114.3	1:19.766	120.0	IN PIT		2:43.746	P	80.47	5.948	14:20:26.705
8 -	OUTLAP	112.0	1:17.922	122.2	35.003	79.6	4:05.896		53.59	1:28.098	14:24:32.601
9 -	48.833	115.3	1:17.577	121.3	33.460	85.8	2:39.870		82.42	2.072	14:27:12.471
10 -	48.031	115.9	1:17.886	121.3	33.748	85.4	2:39.665		82.53	1.867	14:29:52.136
11 -	48.240	113.7	1:16.888	121.3	***32.824***	87.1	2:37.952	(3)	83.42	0.154	14:32:30.088
12 -	***47.863***	115.7	1:16.570	123.5	33.453	86.1	2:37.886	(2)	83.46	0.088	14:35:07.974
13 -	47.948	115.5	1:17.208	122.9	33.471	84.0	2:38.627		83.07	0.829	14:37:46.601
14 -	48.308	115.1	1:17.799	121.3	33.156	86.1	2:39.263		82.74	1.465	14:40:25.864
15 -	49.164	114.3	1:16.288	122.9	33.047	***87.3***	2:38.499		83.14	0.701	14:43:04.363
16 -	48.148	***117.9***	1:17.288	***125.6***	33.487	83.0	2:38.923		82.91	1.125	14:45:43.286
17 -	47.994	115.9	***1:16.184***	123.8	34.805	85.4	2:38.983		82.88	1.185	14:48:22.269
18 -	48.387	115.1	1:16.917	121.1	33.021	86.2	2:38.325		83.23	0.527	14:51:00.594
19 -	48.201	113.3	1:16.505	121.3	33.092	86.5	***2:37.798***	**(1)**	***83.51***		***14:53:38.392***

Weather / Track : Bright / Dry

Silverstone GP
Circuit Length = 3.6604 miles
Start: 14:00 Flag 14:51 End: 14:55

Silverstone Classic

International Trophy for Classic GT Cars (Pre '66)

RACE 18 - SECTOR ANALYSIS

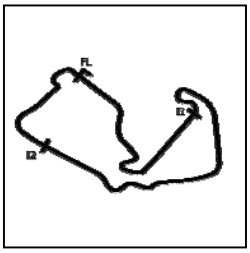

SECTOR 1 = FL to I1, SECTOR 2 = I1 to I2, SECTOR 3 = I2 to FL, DIFF = Difference To Personal Best Lap, P = Crossed Finish Line in Pit Lane, D = Time Disallowed

P27 84 CLP JONES / ATKINSON Lotus Elan

IDEAL LAP TIME : 2:40.210 BEST LAP TIME : 2:40.530 DIFFERENCE : 0.320

LAP	SECTOR 1		SECTOR 2		SECTOR 3		LAP TIME		MPH	DIFF	TIME OF DAY
1 -		114.7	1:18.143	112.5	35.714	81.2	2:53.174		76.09	12.644	14:03:27.320
2 -	49.420	114.9	1:19.169	122.4	34.891	77.5	2:43.480		80.60	2.950	14:06:10.800
3 -	50.695	***117.1***	1:18.542	***124.2***	34.430	83.2	2:43.667		80.51	3.137	14:08:54.467
4 -	51.430	114.9	1:18.268	122.0	33.893	85.4	2:43.591		80.55	3.061	14:11:38.058
5 -	***48.578***	***117.1***	1:17.967	122.9	33.985	85.0	***2:40.530***	**(1)**	***82.08***		***14:14:18.588***
6 -	49.636	115.9	***1:17.843***	122.4	34.082	84.8	2:41.561	**(2)**	81.56	1.031	14:17:00.149
7 -	48.905	115.3	1:18.142	122.9	35.161	80.3	2:42.208		81.24	1.678	14:19:42.357
8 -	50.880	112.0	1:18.299	121.1	34.030	84.4	2:43.209		80.74	2.679	14:22:25.566
9 -	48.940	115.1	1:19.756	120.6	34.348	83.3	2:43.044		80.82	2.514	14:25:08.610
10 -	49.055	115.3	1:18.404	121.7	34.377	83.2	2:41.836	**(3)**	81.42	1.306	14:27:50.446
11 -	49.358	***117.1***	1:19.712	122.6	IN PIT		2:42.684	**P**	81.00	2.154	14:30:33.130
12 -	OUTLAP	108.9	1:20.337	116.3	34.710	85.5	4:16.972		51.28	1:36.442	14:34:50.102
13 -	49.858	110.0	1:20.213	110.5	33.923	86.2	2:43.994		80.35	3.464	14:37:34.096
14 -	50.402	112.2	1:19.039	118.9	***33.789***	84.8	2:43.230		80.73	2.700	14:40:17.326
15 -	49.324	112.4	1:19.877	120.2	33.890	***86.4***	2:43.091		80.80	2.561	14:43:00.417
16 -	49.687	114.1	1:19.507	122.4	34.678	85.1	2:43.872		80.41	3.342	14:45:44.289
17 -	50.152	113.9	1:18.578	118.5	34.382	84.8	2:43.112		80.78	2.582	14:48:27.401
18 -	49.583	112.0	1:19.532	119.6	33.911	85.2	2:43.026		80.83	2.496	14:51:10.427
19 -	49.826	111.1	1:19.679	118.7	33.924	84.9	2:43.429		80.63	2.899	14:53:53.856

P28 66 C3 MCFADDEN / SHOVLIN Jaguar E-type

IDEAL LAP TIME : 2:40.256 BEST LAP TIME : 2:40.649 DIFFERENCE : 0.393

LAP	SECTOR 1		SECTOR 2		SECTOR 3		LAP TIME		MPH	DIFF	TIME OF DAY
1 -		120.6	1:18.308	126.6	36.327	82.9	2:51.770		76.71	11.121	14:03:25.916
2 -	49.407	119.4	1:18.664	121.7	35.239	79.8	2:43.310		80.69	2.661	14:06:09.226
3 -	49.461	121.1	***1:17.677***	***131.3***	***33.946***	84.0	2:41.084	**(3)**	81.80	0.435	14:08:50.310
4 -	49.777	114.9	1:18.704	127.8	34.480	***85.5***	2:42.961		80.86	2.312	14:11:33.271
5 -	48.696	121.5	1:17.919	126.8	34.750	84.3	2:41.365		81.66	0.716	14:14:14.636
6 -	48.843	120.9	1:17.878	129.3	34.084	***85.5***	2:40.805	**(2)**	81.94	0.156	14:16:55.441
7 -	48.795	122.0	1:18.244	130.5	35.110	84.5	2:42.149		81.26	1.500	14:19:37.590
8 -	48.890	122.0	1:18.064	129.3	34.354	84.6	2:41.308		81.69	0.659	14:22:18.898
9 -	49.424	***122.9***	1:18.959	128.5	34.427	84.4	2:42.810		80.93	2.161	14:25:01.708
10 -	***48.633***	122.2	1:17.708	129.3	34.308	85.3	***2:40.649***	**(1)**	***82.02***		***14:27:42.357***
11 -	48.933	118.1	1:18.158	129.5	34.049	85.0	2:41.140		81.77	0.491	14:30:23.497
12 -	49.292	116.9	1:18.809	120.9	IN PIT		2:43.016	**P**	80.83	2.367	14:33:06.513
13 -	OUTLAP	102.4	1:21.110	122.0	35.823	79.1	4:15.266		51.62	1:34.617	14:37:21.779
14 -	50.119	115.7	1:20.365	125.6	36.113	83.6	2:46.597		79.09	5.948	14:40:08.376
15 -	51.044	103.7	1:20.609	122.4	35.541	83.7	2:47.194		78.81	6.545	14:42:55.570
16 -	50.805	105.3	1:21.759	115.7	35.678	78.7	2:48.242		78.32	7.593	14:45:43.812
17 -	52.298	110.7	1:19.164	129.8	34.818	85.1	2:46.280		79.25	5.631	14:48:30.092
18 -	49.392	116.9	1:20.386	125.2	34.963	84.3	2:44.741		79.99	4.092	14:51:14.833
19 -	48.709	118.5	1:18.120	130.3	34.378	85.0	2:41.207		81.74	0.558	14:53:56.040

Weather / Track : Bright / Dry

Silverstone GP
Circuit Length = 3.6604 miles
Start: 14:00 Flag 14:51 End: 14:55

Silverstone Classic

International Trophy for Classic GT Cars (Pre '66)

RACE 18 - SECTOR ANALYSIS

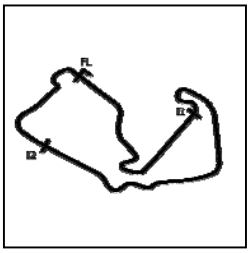

SECTOR 1 = FL to I1, SECTOR 2 = I1 to I2, SECTOR 3 = I2 to FL, DIFF = Difference To Personal Best Lap, P = Crossed Finish Line in Pit Lane, D = Time Disallowed

P29 67 CLP Graham TUPPEN Lotus Elan

IDEAL LAP TIME : 2:40.489 BEST LAP TIME : 2:41.662 DIFFERENCE : 1.173

LAP	SECTOR 1		SECTOR 2		SECTOR 3		LAP TIME	MPH	DIFF	TIME OF DAY
1 -		101.0	1:20.611	119.8	36.794	77.0	3:02.252	72.30	20.590	14:03:36.398
2 -	52.242	109.2	1:20.554	119.1	35.771	79.8	2:48.567	78.17	6.905	14:06:24.965
3 -	49.600	110.3	1:20.426	119.8	35.291	83.2	2:45.317	79.71	3.655	14:09:10.282
4 -	49.707	108.9	1:19.655	120.2	34.803	79.8	2:44.165	80.27	2.503	14:11:54.447
5 -	49.436	114.1	1:19.599	121.3	34.732	79.7	2:43.767	80.46	2.105	14:14:38.214
6 -	49.482	***115.5***	1:18.341	120.6	35.122	84.5	2:42.945	80.87	1.283	14:17:21.159
7 -	49.144	111.8	1:19.555	***122.6***	35.520	74.2	2:44.219	80.24	2.557	14:20:05.378
8 -	50.617	112.7	1:19.107	122.4	34.753	76.8	2:44.477	80.11	2.815	14:22:49.855
9 -	49.411	113.9	1:19.887	121.3	34.671	81.3	2:43.969	80.36	2.307	14:25:33.824
10 -	49.428	113.3	1:19.315	120.4	IN PIT		2:41.660 **P**	81.51		14:28:15.484
11 -	OUTLAP	114.3	***1:17.819***	120.4	***34.333***	78.3	4:04.619	53.87	1:22.957	14:32:20.103
12 -	48.863	112.2	1:20.133	121.1	34.354	81.5	2:43.350	80.67	1.688	14:35:03.453
13 -	50.023	111.4	1:18.162	120.9	34.881	79.4	2:43.066	80.81	1.404	14:37:46.519
14 -	48.932	110.3	1:19.446	120.4	36.072	70.1	2:44.450	80.13	2.788	14:40:30.969
15 -	48.857	114.1	1:18.436	122.2	34.369	***85.5***	***2:41.662*** **(1)**	***81.51***		***14:43:12.631***
16 -	***48.337***	113.7	1:19.144	119.4	35.660	78.1	2:43.141	80.77	1.479	14:45:55.772
17 -	48.961	***115.5***	1:18.122	120.0	34.674	78.4	2:41.757 **(2)**	81.46	0.095	14:48:37.529
18 -	49.869	112.5	1:18.418	121.5	35.225	78.9	2:43.512	80.59	1.850	14:51:21.041
19 -	48.721	112.7	1:18.012	120.4	35.208	82.1	2:41.941 **(3)**	81.37	0.279	14:54:02.982

P30 207 C2 HARRIS / WILMOTH Austin Healey 3000

IDEAL LAP TIME : 2:41.602 BEST LAP TIME : 2:41.823 DIFFERENCE : 0.221

LAP	SECTOR 1		SECTOR 2		SECTOR 3		LAP TIME	MPH	DIFF	TIME OF DAY
1 -		108.7	1:19.014	124.5	35.609	86.7	2:55.428	75.11	13.605	14:03:29.574
2 -	49.408	106.8	1:20.063	122.6	34.929	87.3	2:44.400	80.15	2.577	14:06:13.974
3 -	49.547	113.5	1:19.174	***125.6***	34.307	86.4	2:43.028	80.83	1.205	14:08:57.002
4 -	49.039	114.1	***1:18.825***	125.2	34.074	***87.7***	2:41.938 **(2)**	81.37	0.115	14:11:38.940
5 -	49.201	113.9	1:19.305	124.0	***33.981***	86.7	2:42.487 **(3)**	81.10	0.664	14:14:21.427
6 -	***48.796***	114.3	1:18.938	123.5	34.089	84.8	***2:41.823*** **(1)**	***81.43***		***14:17:03.250***
7 -	48.801	113.3	1:27.760	123.5	34.156	86.7	2:50.717	77.19	8.894	14:19:53.967
8 -	49.293	113.1	1:18.979	121.7	34.295	84.5	2:42.567	81.06	0.744	14:22:36.534
9 -	48.936	111.1	1:19.500	123.5	34.082	86.0	2:42.518	81.08	0.695	14:25:19.052
10 -	49.223	112.9	1:19.832	122.6	IN PIT		2:42.120 **P**	81.28	0.297	14:28:01.172
11 -	OUTLAP	113.5	1:20.392	118.9	34.794	82.5	4:08.744	52.97	1:26.921	14:32:09.916
12 -	50.592	115.5	1:19.133	120.2	34.948	81.9	2:44.673	80.02	2.850	14:34:54.589
13 -	49.384	111.4	1:21.536	123.5	34.490	83.4	2:45.410	79.66	3.587	14:37:39.999
14 -	49.542	116.7	1:20.712	122.0	34.863	83.0	2:45.117	79.80	3.294	14:40:25.116
15 -	50.715	113.3	1:19.603	122.0	34.403	85.2	2:44.721	80.00	2.898	14:43:09.837
16 -	49.677	113.3	1:20.195	119.4	35.494	82.0	2:45.366	79.68	3.543	14:45:55.203
17 -	49.435	107.7	1:19.548	120.4	35.955	77.1	2:44.938	79.89	3.115	14:48:40.141
18 -	49.094	***117.7***	1:19.329	123.1	34.676	85.3	2:43.099	80.79	1.276	14:51:23.240
19 -	49.231	115.3	1:19.280	124.2	34.124	83.8	2:42.635	81.02	0.812	14:54:05.875

Weather / Track : Bright / Dry

Silverstone GP
Circuit Length = 3.6604 miles
Start: 14:00 Flag 14:51 End: 14:55

Silverstone Classic

International Trophy for Classic GT Cars (Pre '66)

RACE 18 - SECTOR ANALYSIS

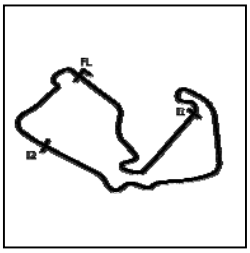

SECTOR 1 = FL to I1, SECTOR 2 = I1 to I2, SECTOR 3 = I2 to FL, DIFF = Difference To Personal Best Lap, P = Crossed Finish Line in Pit Lane, D = Time Disallowed

P31 107 C1 BURNETT / SWIFT Ogle SX 1000

IDEAL LAP TIME : 2:41.268 BEST LAP TIME : 2:41.363 DIFFERENCE : 0.095

LAP	SECTOR 1		SECTOR 2		SECTOR 3		LAP TIME		MPH	DIFF	TIME OF DAY
1 -		107.5	1:21.518	115.5	36.486	78.8	3:11.952		68.65	30.589	14:03:46.098
2 -	51.327	110.3	1:21.641	114.7	35.330	79.2	2:48.298		78.30	6.935	14:06:34.396
3 -	51.644	110.7	1:22.263	112.5	34.556	81.1	2:48.463		78.22	7.100	14:09:22.859
4 -	50.327	109.4	1:20.778	113.1	34.733	80.4	2:45.838		79.46	4.475	14:12:08.697
5 -	49.906	109.6	1:20.716	114.1	34.365	82.2	2:44.987		79.87	3.624	14:14:53.684
6 -	50.092	108.9	1:21.393	114.9	33.995	81.8	2:45.480		79.63	4.117	14:17:39.164
7 -	49.763	110.7	1:20.388	114.7	34.340	82.9	2:44.491		80.11	3.128	14:20:23.655
8 -	49.753	110.5	1:20.404	114.7	IN PIT		2:44.694	**P**	80.01	3.331	14:23:08.349
9 -	OUTLAP	109.8	1:20.863	114.7	34.094	82.6	4:07.167		53.31	1:25.804	14:27:15.516
10 -	49.600	110.3	1:22.066	115.7	33.925	81.4	2:45.591		79.58	4.228	14:30:01.107
11 -	49.268	111.4	1:19.798	114.9	33.749	81.1	2:42.815		80.93	1.452	14:32:43.922
12 -	49.287	111.2	1:20.133	***116.7***	33.866	81.7	2:43.286		80.70	1.923	14:35:27.208
13 -	49.535	111.8	1:19.537	115.5	***33.507***	82.3	2:42.579		81.05	1.216	14:38:09.787
14 -	***49.004***	***112.0***	1:19.582	115.7	33.783	76.6	2:42.369		81.15	1.006	14:40:52.156
15 -	49.678	109.4	***1:18.757***	115.1	33.532	82.9	2:41.967	**(3)**	81.36	0.604	14:43:34.123
16 -	49.010	109.6	1:18.787	115.3	33.566	83.0	***2:41.363***	**(1)**	***81.66***		***14:46:15.486***
17 -	49.290	110.9	1:19.013	113.9	33.540	82.8	2:41.843	**(2)**	81.42	0.480	14:48:57.329
18 -	49.385	110.1	1:19.072	116.1	33.926	***83.5***	2:42.383		81.15	1.020	14:51:39.712
19 -	49.544	110.7	1:19.226	114.9	33.766	81.1	2:42.536		81.07	1.173	14:54:22.248

P32 11 C3 Larry TUCKER Ford Shelby Mustang GT350

IDEAL LAP TIME : 2:42.536 BEST LAP TIME : 2:42.727 DIFFERENCE : 0.191

LAP	SECTOR 1		SECTOR 2		SECTOR 3		LAP TIME		MPH	DIFF	TIME OF DAY
1 -		113.5	1:20.016	122.2	37.934	77.4	3:01.183		72.73	18.456	14:03:35.329
2 -	50.819	117.7	1:18.677	130.0	35.211	76.8	2:44.707		80.00	1.980	14:06:20.036
3 -	49.924	122.0	1:18.734	129.3	35.470	77.2	2:44.128		80.28	1.401	14:09:04.164
4 -	50.229	121.5	1:18.782	127.3	36.997	79.5	2:46.008		79.38	3.281	14:11:50.172
5 -	50.214	118.3	1:18.828	130.3	35.034	80.3	2:44.076		80.31	1.349	14:14:34.248
6 -	49.238	120.6	1:18.508	130.5	***34.981***	79.7	***2:42.727***	**(1)**	***80.98***		***14:17:16.975***
7 -	51.413	117.1	1:19.504	129.0	35.556	79.1	2:46.473		79.15	3.746	14:20:03.448
8 -	49.976	116.9	1:19.388	130.8	35.587	77.7	2:44.951		79.88	2.224	14:22:48.399
9 -	50.077	118.9	1:19.452	130.0	IN PIT		2:45.298	**P**	79.72	2.571	14:25:33.697
10 -	OUTLAP	121.1	1:19.379	***131.5***	35.643	79.2	4:20.066		50.67	1:37.339	14:29:53.763
11 -	49.403	***122.6***	1:18.953	131.0	34.991	82.7	2:43.347	**(2)**	80.67	0.620	14:32:37.110
12 -	49.509	115.7	1:19.278	131.3	35.853	80.2	2:44.640		80.04	1.913	14:35:21.750
13 -	50.502	122.2	1:19.046	125.6	36.893	83.6	2:46.441		79.17	3.714	14:38:08.191
14 -	49.417	122.4	***1:18.456***	130.3	35.787	81.2	2:43.660		80.51	0.933	14:40:51.851
15 -	49.832	118.5	1:19.381	123.5	35.049	83.0	2:44.262		80.22	1.535	14:43:36.113
16 -	49.642	119.6	1:18.677	129.0	35.462	81.8	2:43.781		80.45	1.054	14:46:19.894
17 -	49.865	119.4	1:19.265	131.0	35.175	***84.4***	2:44.305		80.20	1.578	14:49:04.199
18 -	***49.099***	119.6	1:19.009	130.8	35.247	79.7	2:43.355	**(3)**	80.66	0.628	14:51:47.554
19 -	49.581	118.9	1:19.135	129.5	35.538	79.7	2:44.254		80.22	1.527	14:54:31.808

Weather / Track : Bright / Dry

Silverstone GP
Circuit Length = 3.6604 miles
Start: 14:00 Flag 14:51 End: 14:55

Silverstone Classic

International Trophy for Classic GT Cars (Pre '66)

RACE 18 - SECTOR ANALYSIS

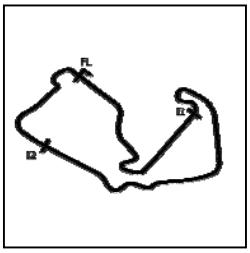

SECTOR 1 = FL to I1, SECTOR 2 = I1 to I2, SECTOR 3 = I2 to FL, DIFF = Difference To Personal Best Lap, P = Crossed Finish Line in Pit Lane, D = Time Disallowed

P33 47 C1 PAUL / BOURNE TVR Grantura

IDEAL LAP TIME : 2:42.016 BEST LAP TIME : 2:42.254 DIFFERENCE : 0.238

LAP	SECTOR 1		SECTOR 2		SECTOR 3		LAP TIME	MPH	DIFF	TIME OF DAY
1 -		111.8	1:19.696	116.3	36.009	84.4	2:56.074	74.84	13.820	14:03:30.220
2 -	49.687	111.2	1:20.614	116.9	34.946	81.8	2:45.247	79.74	2.993	14:06:15.467
3 -	49.765	112.0	1:19.828	***119.1***	34.330	84.9	2:43.923	80.39	1.669	14:08:59.390
4 -	49.905	112.2	1:20.193	117.7	33.965	85.5	2:44.063	80.32	1.809	14:11:43.453
5 -	49.575	***112.9***	***1:19.208***	117.9	34.002	85.2	2:42.785 **(2)**	80.95	0.531	14:14:26.238
6 -	49.520	112.2	1:19.766	116.9	34.221	85.2	2:43.507	80.59	1.253	14:17:09.745
7 -	49.135	112.2	1:19.902	118.1	34.383	84.9	2:43.420	80.63	1.166	14:19:53.165
8 -	50.117	111.1	1:20.315	118.3	33.857	85.3	2:44.289	80.21	2.035	14:22:37.454
9 -	***48.961***	112.0	1:19.446	118.3	***33.847***	***85.9***	***2:42.254*** **(1)**	***81.21***		***14:25:19.708***
10 -	49.332	112.0	1:19.751	116.7	34.001	85.1	2:43.084 **(3)**	80.80	0.830	14:28:02.792
11 -	49.345	110.7	1:19.750	116.7	IN PIT		2:41.060 **P**	81.81		14:30:43.852
12 -	OUTLAP	109.1	1:22.746	114.3	35.673	80.5	4:16.495	51.37	1:34.241	14:35:00.347
13 -	51.004	107.7	1:22.572	115.9	35.045	84.8	2:48.621	78.15	6.367	14:37:48.968
14 -	50.720	109.6	1:22.503	115.9	35.769	84.0	2:48.992	77.97	6.738	14:40:37.960
15 -	50.570	109.1	1:22.107	115.9	35.168	84.7	2:47.845	78.51	5.591	14:43:25.805
16 -	51.345	110.0	1:22.202	116.7	34.749	85.3	2:48.296	78.30	6.042	14:46:14.101
17 -	50.691	107.2	1:21.335	116.9	36.406	84.8	2:48.432	78.23	6.178	14:49:02.533
18 -	50.715	108.4	1:22.048	116.5	34.744	84.6	2:47.507	78.67	5.253	14:51:50.040
19 -	51.390	110.0	1:22.069	116.1	34.962	84.8	2:48.421	78.24	6.167	14:54:38.461

P34 133 C2 BELL / LEIGH Austin Healey 3000

IDEAL LAP TIME : 2:40.166 BEST LAP TIME : 2:40.379 DIFFERENCE : 0.213

LAP	SECTOR 1		SECTOR 2		SECTOR 3		LAP TIME	MPH	DIFF	TIME OF DAY
1 -		114.1	1:19.586	120.6	37.435	80.9	3:01.574	72.57	21.195	14:03:35.720
2 -	50.133	116.7	***1:17.860***	121.5	34.366	81.3	2:42.359	81.16	1.980	14:06:18.079
3 -	48.505	116.5	1:18.605	122.4	34.408	86.0	2:41.518 **(2)**	81.58	1.139	14:08:59.597
4 -	48.887	114.7	1:18.866	122.0	34.536	86.0	2:42.289	81.19	1.910	14:11:41.886
5 -	49.104	117.1	1:18.691	122.2	***33.848***	***86.5***	2:41.643 **(3)**	81.52	1.264	14:14:23.529
6 -	***48.458***	115.5	1:17.920	118.3	34.001	86.1	***2:40.379*** **(1)**	***82.16***		***14:17:03.908***
7 -	48.465	116.3	1:18.391	121.5	IN PIT		2:36.330 **P**	84.29		14:19:40.238
8 -	OUTLAP	110.5	1:20.955	121.1	35.186	83.5	4:03.848	54.04	1:23.469	14:23:44.086
9 -	49.223	112.7	1:20.451	121.3	35.013	85.5	2:44.687	80.01	4.308	14:26:28.773
10 -	49.838	113.9	1:20.993	112.4	35.278	81.5	2:46.109	79.33	5.730	14:29:14.882
11 -	49.814	116.5	1:19.589	***123.3***	34.545	85.7	2:43.948	80.37	3.569	14:31:58.830
12 -	49.708	***118.3***	1:20.395	116.1	34.877	85.4	2:44.980	79.87	4.601	14:34:43.810
13 -	49.498	114.5	1:20.238	121.7	34.701	84.7	2:44.437	80.13	4.058	14:37:28.247
14 -	50.351	105.3	1:20.852	113.7	34.715	85.9	2:45.918	79.42	5.539	14:40:14.165
15 -	49.592	116.1	1:20.212	120.9	34.640	85.2	2:44.444	80.13	4.065	14:42:58.609
16 -	49.714	105.3	1:20.722	122.0	35.930	84.4	2:46.366	79.20	5.987	14:45:44.975
17 -	50.331	114.1	1:19.622	122.2	35.586	82.0	2:45.539	79.60	5.160	14:48:30.514
18 -	49.736	115.5	1:20.559	122.9	34.462	85.4	2:44.757	79.98	4.378	14:51:15.271
19 -	49.156	117.9	1:19.402	112.9	34.595	85.9	2:43.153	80.76	2.774	14:53:58.424

Weather / Track : Bright / Dry

Silverstone GP
Circuit Length = 3.6604 miles
Start: 14:00 Flag 14:51 End: 14:55

Silverstone Classic

International Trophy for Classic GT Cars (Pre '66)

RACE 18 - SECTOR ANALYSIS

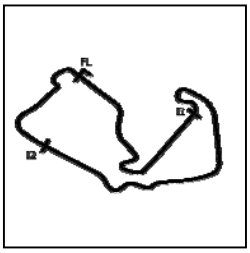

SECTOR 1 = FL to I1, SECTOR 2 = I1 to I2, SECTOR 3 = I2 to FL, DIFF = Difference To Personal Best Lap, P = Crossed Finish Line in Pit Lane, D = Time Disallowed

P35 266 B2 MCFADDEN / CULLEN Jaguar E-type

IDEAL LAP TIME : 2:34.554 BEST LAP TIME : 2:34.554 DIFFERENCE : 0.000

LAP	SECTOR 1		SECTOR 2		SECTOR 3		LAP TIME		MPH	DIFF	TIME OF DAY
1 -		117.9	1:16.799	128.5	34.734	86.3	2:44.155		80.27	9.601	14:03:18.301
2 -	48.539	111.6	1:28.415	114.3	34.925	81.9	2:51.879		76.66	17.325	14:06:10.180
3 -	50.077	113.9	1:17.420	130.0	33.854	82.8	2:41.351		81.67	6.797	14:08:51.531
4 -	47.331	105.8	1:17.620	126.6	33.855	89.1	2:38.806		82.98	4.252	14:11:30.337
5 -	47.997	117.5	1:16.533	131.3	33.789	87.6	2:38.319		83.23	3.765	14:14:08.656
6 -	48.132	114.5	1:15.777	130.0	33.746	89.0	2:37.655		83.58	3.101	14:16:46.311
7 -	48.923	113.1	1:17.033	128.8	34.805	85.5	2:40.761		81.97	6.207	14:19:27.072
8 -	48.779	109.1	1:18.351	134.7	IN PIT		2:35.609	**P**	84.68	1.055	14:22:02.681
9 -	OUTLAP	110.0	1:17.650	133.4	34.275	85.1	4:09.857		52.74	1:35.303	14:26:12.538
10 -	48.081	114.3	1:17.307	133.9	33.589	82.5	2:38.977		82.89	4.423	14:28:51.515
11 -	47.161	119.4	1:15.909	136.9	33.061	87.0	2:36.131	**(3)**	84.40	1.577	14:31:27.646
12 -	47.565	124.5	1:16.629	133.9	33.581	88.0	2:37.775		83.52	3.221	14:34:05.421
13 -	47.329	114.1	1:16.114	131.5	34.542	81.7	2:37.985		83.41	3.431	14:36:43.406
14 -	47.699	112.0	1:15.049	***137.2***	33.074	82.7	2:35.822	**(2)**	84.56	1.268	14:39:19.228
15 -	47.544	122.2	1:15.590	129.5	33.354	***89.4***	2:36.488		84.20	1.934	14:41:55.716
16 -	46.955	115.3	1:17.658	130.3	33.501	86.8	2:38.114		83.34	3.560	14:44:33.830
17 -	***46.832***	***125.2***	***1:14.717***	134.2	***33.005***	86.8	***2:34.554***	**(1)**	***85.26***		***14:47:08.384***
18 -	51.137	117.5	1:29.321	77.7	IN PIT		3:04.210	**P**	71.53	29.656	14:50:12.594

P36 61 C2 OREBI-GANN / BELL Morgan Plus 4 SLR

IDEAL LAP TIME : 2:41.672 BEST LAP TIME : 2:42.067 DIFFERENCE : 0.395

LAP	SECTOR 1		SECTOR 2		SECTOR 3		LAP TIME		MPH	DIFF	TIME OF DAY
1 -		111.8	1:20.225	120.2	35.045	82.6	3:07.279		70.36	25.212	14:03:41.425
2 -	49.537	113.9	***1:18.633***	***123.1***	33.906	85.3	2:42.076	**(2)**	81.30	0.009	14:06:23.501
3 -	49.496	***116.7***	1:19.816	120.6	34.332	***85.8***	2:43.644		80.52	1.577	14:09:07.145
4 -	49.490	116.1	1:18.891	122.4	34.960	82.3	2:43.341		80.67	1.274	14:11:50.486
5 -	49.690	115.3	1:18.697	121.3	***33.889***	84.8	2:42.276	**(3)**	81.20	0.209	14:14:32.762
6 -	***49.150***	116.3	1:19.018	121.5	33.899	84.7	***2:42.067***	**(1)**	***81.31***		***14:17:14.829***
7 -	49.232	115.3	1:19.168	122.4	34.261	85.0	2:42.661		81.01	0.594	14:19:57.490
8 -	49.525	115.7	1:18.946	***123.1***	IN PIT		2:41.136	**P**	81.78		14:22:38.626
9 -	OUTLAP	107.0	1:22.540	120.4	34.936	82.0	4:23.273		50.05	1:41.206	14:27:01.899
10 -	53.691	111.2	1:22.598	118.5	36.769	80.0	2:53.058		76.14	10.991	14:29:54.957
11 -	52.014	111.8	1:20.214	121.3	35.115	80.2	2:47.343		78.74	5.276	14:32:42.300
12 -	50.202	114.3	1:19.572	121.1	34.513	78.6	2:44.287		80.21	2.220	14:35:26.587
13 -	50.540	115.3	1:20.549	121.3	34.506	83.2	2:45.595		79.57	3.528	14:38:12.182
14 -	50.324	113.9	1:19.847	120.9	34.700	84.9	2:44.871		79.92	2.804	14:40:57.053
15 -	50.599	112.9	1:19.559	121.5	34.736	85.2	2:44.894		79.91	2.827	14:43:41.947
16 -	49.211	111.2	1:20.725	120.2	35.184	84.5	2:45.120		79.80	3.053	14:46:27.067
17 -	50.332	114.7	1:19.569	121.5	34.630	83.0	2:44.531		80.09	2.464	14:49:11.598
18 -	49.881	113.3	1:20.291	120.2	35.291	77.5	2:45.463		79.64	3.396	14:51:57.061

Weather / Track : Bright / Dry

Silverstone GP
Circuit Length = 3.6604 miles
Start: 14:00 Flag 14:51 End: 14:55

Silverstone Classic

International Trophy for Classic GT Cars (Pre '66)

RACE 18 - SECTOR ANALYSIS

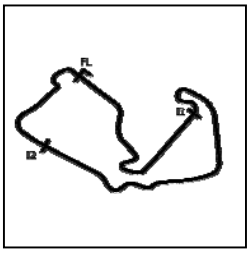

SECTOR 1 = FL to I1, SECTOR 2 = I1 to I2, SECTOR 3 = I2 to FL, DIFF = Difference To Personal Best Lap, P = Crossed Finish Line in Pit Lane, D = Time Disallowed

P37 91 CLP W.GOFF / M.GOFF Lotus Elan 26R

IDEAL LAP TIME : 2:38.342 BEST LAP TIME : 2:38.342 DIFFERENCE : 0.000

LAP	SECTOR 1		SECTOR 2		SECTOR 3		LAP TIME	MPH	DIFF	TIME OF DAY
1 -		102.7	1:23.006	113.1	36.893	73.9	3:11.735	68.72	33.393	14:03:45.881
2 -	51.138	107.5	1:23.564	113.1	35.706	75.7	2:50.408	77.33	12.066	14:06:36.289
3 -	50.599	110.5	1:22.669	112.2	37.211	76.3	2:50.479	77.29	12.137	14:09:26.768
4 -	51.823	108.7	1:21.136	115.1	35.618	78.0	2:48.577	78.17	10.235	14:12:15.345
5 -	50.624	112.4	1:21.401	111.2	36.268	78.9	2:48.293	78.30	9.951	14:15:03.638
6 -	51.067	111.6	1:21.597	115.5	35.798	80.4	2:48.462	78.22	10.120	14:17:52.100
7 -	50.977	113.7	1:22.644	116.9	36.112	80.1	2:49.733	77.63	11.391	14:20:41.833
8 -	51.617	108.7	1:22.650	112.0	IN PIT		2:57.136 **P**	74.39	18.794	14:23:38.969
9 -	OUTLAP	113.7	1:18.887	118.5	34.216	88.6	4:24.055	49.90	1:45.713	14:28:03.024
10 -	48.159	110.3	1:17.352	118.3	33.301	87.3	2:38.812 **(2)**	82.97	0.470	14:30:41.836
11 -	48.193	114.7	1:17.666	120.6	33.505	87.4	2:39.364 **(3)**	82.68	1.022	14:33:21.200
12 -	48.294	114.1	1:18.125	118.1	33.982	86.4	2:40.401	82.15	2.059	14:36:01.601
13 -	48.895	113.5	1:19.450	118.3	33.986	87.6	2:42.331	81.17	3.989	14:38:43.932
14 -	48.814	113.7	1:17.595	118.9	33.705	87.3	2:40.114	82.30	1.772	14:41:24.046
15 -	47.973	114.1	1:18.975	119.1	33.419	88.5	2:40.367	82.17	2.025	14:44:04.413
16 -	49.865	112.5	1:19.072	119.1	34.050	82.3	2:42.987	80.85	4.645	14:46:47.400
17 -	48.733	113.1	1:19.589	117.5	33.695	***88.8***	2:42.017	81.33	3.675	14:49:29.417
18 -	***47.942***	***115.7***	***1:17.240***	***121.3***	***33.160***	87.6	***2:38.342*** **(1)**	***83.22***		***14:52:07.759***

P38 101 C1 Til BECHTOLSHEIMER MGB

IDEAL LAP TIME : 2:44.260 BEST LAP TIME : 2:44.587 DIFFERENCE : 0.327

LAP	SECTOR 1		SECTOR 2		SECTOR 3		LAP TIME	MPH	DIFF	TIME OF DAY
1 -		106.3	1:21.786	110.0	35.815	81.4	3:03.165	71.94	18.578	14:03:37.311
2 -	52.151	105.6	1:21.568	112.2	34.412	82.4	2:48.131	78.37	3.544	14:06:25.442
3 -	51.173	104.5	1:21.436	110.7	34.709	81.5	2:47.318	78.75	2.731	14:09:12.760
4 -	50.948	104.6	1:20.868	110.5	34.155	81.9	2:45.971	79.39	1.384	14:11:58.731
5 -	50.981	104.6	1:20.807	109.4	34.226	81.7	2:46.014	79.37	1.427	14:14:44.745
6 -	50.611	103.2	1:20.783	110.0	34.410	81.4	2:45.804	79.47	1.217	14:17:30.549
7 -	50.633	103.5	1:20.663	110.0	34.097	81.7	2:45.393 **(2)**	79.67	0.806	14:20:15.942
8 -	50.940	103.8	1:21.093	110.1	IN PIT		2:46.933 **P**	78.94	2.346	14:23:02.875
9 -	OUTLAP	104.6	1:20.703	110.3	34.071	82.3	4:19.156	50.84	1:34.569	14:27:22.031
10 -	50.459	105.8	1:21.303	110.7	34.636	81.0	2:46.398	79.19	1.811	14:30:08.429
11 -	51.706	102.9	1:20.815	112.0	34.334	82.1	2:46.855	78.97	2.268	14:32:55.284
12 -	51.021	105.5	1:20.388	110.7	34.054	81.7	2:45.463 **(3)**	79.64	0.876	14:35:40.747
13 -	***50.399***	105.5	1:19.962	111.6	34.226	82.7	***2:44.587*** **(1)**	***80.06***		***14:38:25.334***
14 -	51.667	105.0	1:20.509	112.4	35.105	81.4	2:47.281	78.77	2.694	14:41:12.615
15 -	51.531	106.3	1:20.010	111.8	***33.983***	82.9	2:45.524	79.61	0.937	14:43:58.139
16 -	51.845	104.6	***1:19.878***	110.5	34.594	81.3	2:46.317	79.23	1.730	14:46:44.456
17 -	50.632	***106.6***	1:22.133	***112.5***	34.868	***83.2***	2:47.633	78.61	3.046	14:49:32.089
18 -	50.602	105.3	1:20.464	111.4	34.940	81.3	2:46.006	79.38	1.419	14:52:18.095

Weather / Track : Bright / Dry

Silverstone GP
Circuit Length = 3.6604 miles
Start: 14:00 Flag 14:51 End: 14:55

Silverstone Classic

International Trophy for Classic GT Cars (Pre '66)

RACE 18 - SECTOR ANALYSIS

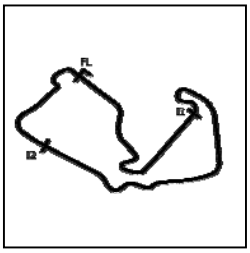

SECTOR 1 = FL to I1, SECTOR 2 = I1 to I2, SECTOR 3 = I2 to FL, DIFF = Difference To Personal Best Lap, P = Crossed Finish Line in Pit Lane, D = Time Disallowed

P39 24 C3 Don DIMITRIADIS Ford Shelby Mustang GT350

IDEAL LAP TIME : 2:42.485 BEST LAP TIME : 2:43.604 DIFFERENCE : 1.119

LAP	SECTOR 1		SECTOR 2		SECTOR 3		LAP TIME		MPH	DIFF	TIME OF DAY
1 -		107.8	1:18.981	121.3	38.919	72.1	3:00.123		73.15	16.519	14:03:34.269
2 -	50.094	116.5	1:18.330	123.1	35.180	79.8	***2:43.604***	**(1)**	***80.54***		***14:06:17.873***
3 -	50.365	116.9	1:19.390	120.4	35.603	79.1	2:45.358		79.69	1.754	14:09:03.231
4 -	***49.814***	118.5	1:18.912	118.5	38.994	78.7	2:47.720		78.57	4.116	14:11:50.951
5 -	50.069	115.3	1:18.629	126.8	***35.044***	81.8	2:43.742	**(2)**	80.47	0.138	14:14:34.693
6 -	50.738	***123.1***	***1:17.627***	127.0	35.941	81.8	2:44.306	**(3)**	80.20	0.702	14:17:18.999
7 -	50.446	121.1	1:19.457	116.5	36.114	77.0	2:46.017		79.37	2.413	14:20:05.016
8 -	50.262	119.8	1:18.928	125.9	IN PIT		2:45.347	**P**	79.69	1.743	14:22:50.363
9 -	OUTLAP	113.9	1:19.050	123.8	35.686	83.1	4:30.083		48.79	1:46.479	14:27:20.446
10 -	50.883	113.5	1:20.576	126.1	36.358	79.9	2:47.817		78.52	4.213	14:30:08.263
11 -	50.559	112.7	1:18.826	116.3	36.381	77.8	2:45.766		79.49	2.162	14:32:54.029
12 -	50.480	116.7	1:18.610	127.3	35.440	83.4	2:44.530		80.09	0.926	14:35:38.559
13 -	50.290	119.8	1:19.976	116.5	35.797	***85.0***	2:46.063		79.35	2.459	14:38:24.622
14 -	50.424	106.1	1:20.688	124.7	36.522	79.3	2:47.634		78.61	4.030	14:41:12.256
15 -	50.112	121.3	1:19.663	***128.3***	35.550	79.6	2:45.325		79.70	1.721	14:43:57.581
16 -	52.785	104.2	1:20.242	111.4	36.580	81.5	2:49.607		77.69	6.003	14:46:47.188
17 -	51.962	116.3	1:19.734	***128.3***	35.634	78.6	2:47.330		78.75	3.726	14:49:34.518
18 -	51.022	114.7	1:18.908	120.2	36.085	77.6	2:46.015		79.37	2.411	14:52:20.533

P40 162 CLP Mel TAYLOR Lotus Elan

IDEAL LAP TIME : 2:41.761 BEST LAP TIME : 2:42.228 DIFFERENCE : 0.467

LAP	SECTOR 1		SECTOR 2		SECTOR 3		LAP TIME		MPH	DIFF	TIME OF DAY
1 -		107.5	1:21.131	117.3	38.228	78.7	3:00.846		72.86	18.618	14:03:34.992
2 -	52.634	108.2	1:20.206	119.8	34.827	84.4	2:47.667		78.59	5.439	14:06:22.659
3 -	50.168	109.1	1:22.404	115.1	35.915	84.5	2:48.487		78.21	6.259	14:09:11.146
4 -	49.885	105.8	1:21.674	116.5	35.499	84.4	2:47.058		78.88	4.830	14:11:58.204
5 -	51.979	100.0	1:22.066	119.8	35.451	83.5	2:49.496		77.74	7.268	14:14:47.700
6 -	50.418	111.1	1:21.890	119.1	35.199	84.5	2:47.507		78.67	5.279	14:17:35.207
7 -	50.294	110.0	1:20.908	119.8	35.666	82.6	2:46.868		78.97	4.640	14:20:22.075
8 -	51.333	95.8	1:24.216	118.5	IN PIT		2:49.530	**P**	77.73	7.302	14:23:11.605
9 -	OUTLAP	111.6	1:20.321	120.0	35.247	82.7	4:22.306		50.23	1:40.078	14:27:33.911
10 -	50.422	117.1	1:20.565	117.7	35.976	84.3	2:46.963		78.92	4.735	14:30:20.874
11 -	50.107	113.7	1:19.957	119.1	35.395	83.4	2:45.459		79.64	3.231	14:33:06.333
12 -	49.117	113.5	1:19.347	123.5	34.615	84.7	2:43.079	**(2)**	80.80	0.851	14:35:49.412
13 -	***48.848***	***118.3***	1:20.525	121.1	34.725	83.8	2:44.098		80.30	1.870	14:38:33.510
14 -	49.448	114.5	1:21.958	121.3	34.602	***87.7***	2:46.008		79.38	3.780	14:41:19.518
15 -	48.881	116.3	1:19.064	121.1	***34.283***	81.8	***2:42.228***	**(1)**	***81.23***		***14:44:01.746***
16 -	52.652	103.5	1:21.244	121.5	35.566	84.9	2:49.462		77.76	7.234	14:46:51.208
17 -	48.918	116.3	1:19.322	118.9	35.332	74.2	2:43.572	**(3)**	80.56	1.344	14:49:34.780
18 -	51.773	103.0	***1:18.630***	***123.8***	35.506	82.3	2:45.909		79.42	3.681	14:52:20.689

Weather / Track : Bright / Dry

Silverstone GP
Circuit Length = 3.6604 miles
Start: 14:00 Flag 14:51 End: 14:55

Silverstone Classic

International Trophy for Classic GT Cars (Pre '66)

RACE 18 - SECTOR ANALYSIS

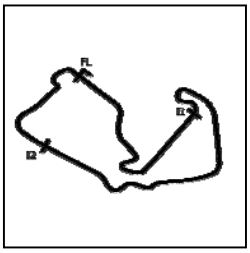

SECTOR 1 = FL to I1, SECTOR 2 = I1 to I2, SECTOR 3 = I2 to FL, DIFF = Difference To Personal Best Lap, P = Crossed Finish Line in Pit Lane, D = Time Disallowed

P41 48 B2 FISKEN / CLARK Jaguar E-type

IDEAL LAP TIME : 2:42.161 BEST LAP TIME : 2:42.543 DIFFERENCE : 0.382

LAP	SECTOR 1		SECTOR 2		SECTOR 3		LAP TIME		MPH	DIFF	TIME OF DAY
1 -		116.5	1:20.344	***127.0***	37.443	72.4	3:01.429		72.63	18.886	14:03:35.575
2 -	51.022	117.1	***1:18.860***	125.9	34.739	81.3	2:44.621		80.04	2.078	14:06:20.196
3 -	50.245	***118.9***	1:19.457	125.6	34.572	83.0	2:44.274		80.21	1.731	14:09:04.470
4 -	50.399	118.5	1:19.114	126.6	34.537	***86.1***	2:44.050		80.32	1.507	14:11:48.520
5 -	49.680	118.1	1:18.896	125.6	34.418	85.5	2:42.994	**(3)**	80.84	0.451	14:14:31.514
6 -	49.350	117.1	1:18.927	125.6	***34.266***	85.0	***2:42.543***	**(1)**	***81.07***		***14:17:14.057***
7 -	***49.035***	118.1	1:19.382	124.0	34.452	83.7	2:42.869	**(2)**	80.91	0.326	14:19:56.926
8 -	49.389	***118.9***	1:18.918	124.9	34.838	84.8	2:43.145		80.77	0.602	14:22:40.071
9 -	49.284	117.1	1:19.617	124.7	IN PIT		2:44.802	**P**	79.96	2.259	14:25:24.873
10 -	OUTLAP	103.2	1:22.924	122.0	36.967	84.9	4:29.610		48.87	1:47.067	14:29:54.483
11 -	51.797	103.7	1:23.767	107.2	36.185	85.1	2:51.749		76.72	9.206	14:32:46.232
12 -	51.773	100.0	1:22.217	119.4	35.784	85.5	2:49.774		77.61	7.231	14:35:36.006
13 -	50.602	102.6	1:21.842	124.9	35.132	84.8	2:47.576		78.63	5.033	14:38:23.582
14 -	51.030	107.0	1:21.106	123.5	37.225	82.3	2:49.361		77.80	6.818	14:41:12.943
15 -	51.748	104.8	1:20.968	120.4	35.675	80.8	2:48.391		78.25	5.848	14:44:01.334
16 -	52.534	105.8	1:23.567	124.0	35.288	83.6	2:51.389		76.88	8.846	14:46:52.723
17 -	49.972	107.3	1:21.149	119.6	35.778	83.3	2:46.899		78.95	4.356	14:49:39.622
18 -	50.961	108.5	1:20.853	125.4	35.157	81.8	2:46.971		78.92	4.428	14:52:26.593

P42 168 B1 GORDON / FINBURGH Lotus Elite

IDEAL LAP TIME : 2:45.629 BEST LAP TIME : 2:45.629 DIFFERENCE : 0.000

LAP	SECTOR 1		SECTOR 2		SECTOR 3		LAP TIME		MPH	DIFF	TIME OF DAY
1 -		105.0	1:23.653	110.3	36.320	76.8	3:07.082		70.43	21.453	14:03:41.228
2 -	52.201	104.0	1:23.221	110.0	35.919	76.9	2:51.341		76.90	5.712	14:06:32.569
3 -	51.574	104.3	1:24.492	109.6	38.809	74.4	2:54.875		75.35	9.246	14:09:27.444
4 -	52.703	105.1	1:23.210	112.0	35.251	80.9	2:51.164		76.98	5.535	14:12:18.608
5 -	53.314	104.5	1:21.889	111.2	35.273	77.2	2:50.476		77.29	4.847	14:15:09.084
6 -	51.341	106.5	1:22.435	***113.5***	35.195	80.2	2:48.971		77.98	3.342	14:17:58.055
7 -	51.320	105.8	1:21.940	111.6	35.243	80.0	2:48.503		78.20	2.874	14:20:46.558
8 -	52.479	104.2	1:22.284	111.6	35.397	80.0	2:50.160		77.44	4.531	14:23:36.718
9 -	51.801	106.0	1:22.032	112.7	34.718	80.9	2:48.551		78.18	2.922	14:26:25.269
10 -	51.179	104.5	1:22.086	111.2	IN PIT		2:47.249	**P**	78.79	1.620	14:29:12.518
11 -	OUTLAP	104.5	1:21.565	112.0	35.741	75.2	4:12.864		52.11	1:27.235	14:33:25.382
12 -	51.541	106.0	1:22.917	112.5	34.995	75.8	2:49.453		77.76	3.824	14:36:14.835
13 -	51.193	106.3	1:22.023	111.4	35.046	79.9	2:48.262		78.31	2.633	14:39:03.097
14 -	50.647	***106.6***	1:21.323	112.7	34.517	82.0	2:46.487	**(2)**	79.15	0.858	14:41:49.584
15 -	51.283	104.8	1:22.081	111.6	34.688	79.0	2:48.052		78.41	2.423	14:44:37.636
16 -	50.632	105.8	1:21.320	111.8	34.543	81.1	2:46.495	**(3)**	79.14	0.866	14:47:24.131
17 -	50.393	105.6	1:21.398	112.2	35.135	***82.2***	2:46.926		78.94	1.297	14:50:11.057
18 -	***50.067***	106.5	***1:21.178***	112.7	***34.384***	81.0	***2:45.629***	**(1)**	***79.56***		***14:52:56.686***

Weather / Track : Bright / Dry

Silverstone GP
Circuit Length = 3.6604 miles
Start: 14:00 Flag 14:51 End: 14:55

Silverstone Classic

International Trophy for Classic GT Cars (Pre '66)

RACE 18 - SECTOR ANALYSIS

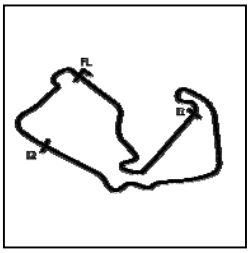

SECTOR 1 = FL to I1, SECTOR 2 = I1 to I2, SECTOR 3 = I2 to FL, DIFF = Difference To Personal Best Lap, P = Crossed Finish Line in Pit Lane, D = Time Disallowed

P43 51 C1 WILKINSON / KINSELLA MGB Roadster

IDEAL LAP TIME : 2:46.902 BEST LAP TIME : 2:47.305 DIFFERENCE : 0.403

LAP	SECTOR 1		SECTOR 2		SECTOR 3		LAP TIME		MPH	DIFF	TIME OF DAY
1 -		100.6	1:25.404	106.0	37.211	74.0	3:10.541		69.15	23.236	14:03:44.687
2 -	52.610	99.4	1:24.621	106.0	35.559	75.7	2:52.790		76.26	5.485	14:06:37.477
3 -	52.410	98.9	1:23.342	104.0	35.606	75.4	2:51.358		76.90	4.053	14:09:28.835
4 -	52.785	***101.2***	1:22.924	***108.2***	35.690	78.4	2:51.399		76.88	4.094	14:12:20.234
5 -	52.304	100.4	1:23.008	105.0	35.413	76.5	2:50.725		77.18	3.420	14:15:10.959
6 -	52.136	100.4	1:22.843	104.8	35.398	77.5	2:50.377		77.34	3.072	14:18:01.336
7 -	52.214	100.7	1:23.491	105.1	35.609	77.7	2:51.314		76.92	4.009	14:20:52.650
8 -	52.941	100.1	1:22.909	106.0	IN PIT		2:48.476	**P**	78.21	1.171	14:23:41.126
9 -	OUTLAP	100.0	1:22.264	106.1	34.848	78.9	4:17.441		51.18	1:30.136	14:27:58.567
10 -	51.687	100.1	1:21.791	105.6	34.627	78.9	2:48.105		78.39	0.800	14:30:46.672
11 -	51.136	101.0	1:21.935	107.0	34.633	78.8	2:47.704		78.57	0.399	14:33:34.376
12 -	52.374	100.7	1:21.809	106.1	34.824	79.6	2:49.007		77.97	1.702	14:36:23.383
13 -	51.236	100.7	1:21.692	106.6	34.751	79.6	2:47.679		78.58	0.374	14:39:11.062
14 -	51.298	100.0	1:21.717	105.8	34.381	80.0	2:47.396	**(2)**	78.72	0.091	14:41:58.458
15 -	51.683	100.4	1:21.690	106.1	***34.223***	***80.2***	2:47.596	**(3)**	78.62	0.291	14:44:46.054
16 -	51.118	100.6	***1:21.633***	104.2	35.389	79.4	2:48.140		78.37	0.835	14:47:34.194
17 -	51.157	100.1	1:21.660	106.6	34.488	79.5	***2:47.305***	**(1)**	***78.76***		***14:50:21.499***
18 -	***51.046***	100.9	1:22.113	106.1	35.447	79.6	2:48.606		78.15	1.301	14:53:10.105

P44 152 C1 WEST / WILKINSON MGB Roadster

IDEAL LAP TIME : 2:46.558 BEST LAP TIME : 2:46.833 DIFFERENCE : 0.275

LAP	SECTOR 1		SECTOR 2		SECTOR 3		LAP TIME		MPH	DIFF	TIME OF DAY
1 -		102.4	1:23.590	109.4	36.466	80.5	3:08.026		70.08	21.193	14:03:42.172
2 -	52.036	103.8	1:22.877	110.9	35.706	79.5	2:50.619		77.23	3.786	14:06:32.791
3 -	52.561	103.4	1:24.454	109.2	37.279	73.1	2:54.294		75.60	7.461	14:09:27.085
4 -	52.619	***104.6***	1:22.785	109.8	35.099	79.1	2:50.503		77.28	3.670	14:12:17.588
5 -	52.604	103.5	1:22.133	109.4	36.457	79.0	2:51.194		76.97	4.361	14:15:08.782
6 -	51.442	102.1	1:22.513	109.6	35.561	80.3	2:49.516		77.73	2.683	14:17:58.298
7 -	53.312	102.7	1:21.939	109.8	35.475	78.1	2:50.726		77.18	3.893	14:20:49.024
8 -	51.939	103.5	1:22.182	110.7	34.929	80.1	2:49.050		77.95	2.217	14:23:38.074
9 -	51.818	103.5	1:21.705	***111.4***	34.927	77.7	2:48.450		78.22	1.617	14:26:26.524
10 -	51.305	103.5	1:21.619	109.6	35.058	79.9	2:47.982		78.44	1.149	14:29:14.506
11 -	51.920	104.5	1:22.431	110.9	34.738	80.1	2:49.089		77.93	2.256	14:32:03.595
12 -	51.734	103.2	1:22.656	110.3	IN PIT		2:51.035	**P**	77.04	4.202	14:34:54.630
13 -	OUTLAP	104.0	1:21.675	110.5	34.810	80.0	4:22.261		50.24	1:35.428	14:39:16.891
14 -	51.036	103.4	1:21.911	107.7	34.957	80.5	2:47.904		78.48	1.071	14:42:04.795
15 -	51.097	***104.6***	1:21.450	109.6	34.899	80.0	2:47.446		78.69	0.613	14:44:52.241
16 -	50.870	103.7	1:21.290	110.0	35.013	80.4	2:47.173	**(3)**	78.82	0.340	14:47:39.414
17 -	***50.762***	103.5	1:21.360	108.7	***34.711***	80.8	***2:46.833***	**(1)**	***78.98***		***14:50:26.247***
18 -	50.916	100.4	***1:21.085***	110.7	35.025	***81.0***	2:47.026	**(2)**	78.89	0.193	14:53:13.273

Weather / Track : Bright / Dry

Silverstone GP
Circuit Length = 3.6604 miles
Start: 14:00 Flag 14:51 End: 14:55

Silverstone Classic

International Trophy for Classic GT Cars (Pre '66)

RACE 18 - SECTOR ANALYSIS

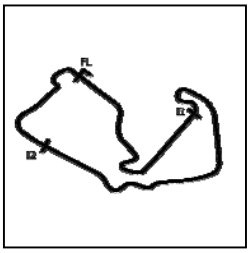

SECTOR 1 = FL to I1, SECTOR 2 = I1 to I2, SECTOR 3 = I2 to FL, DIFF = Difference To Personal Best Lap, P = Crossed Finish Line in Pit Lane, D = Time Disallowed

P45 115 CLP KENT / LOW Lotus Elan 26R

IDEAL LAP TIME : 2:45.771 BEST LAP TIME : 2:46.349 DIFFERENCE : 0.578

LAP	SECTOR 1		SECTOR 2		SECTOR 3		LAP TIME		MPH	DIFF	TIME OF DAY
1 -		112.0	1:21.942	120.4	36.793	78.8	3:10.021		69.34	23.672	14:03:44.167
2 -	50.574	111.1	1:22.299	119.6	36.501	77.9	2:49.374		77.80	3.025	14:06:33.541
3 -	51.621	111.4	1:21.722	118.3	35.717	78.3	2:49.060		77.94	2.711	14:09:22.601
4 -	51.036	101.2	1:21.249	119.8	35.306	77.2	2:47.591		78.63	1.242	14:12:10.192
5 -	51.029	***112.2***	1:21.095	119.8	***35.012***	80.3	2:47.136	**(3)**	78.84	0.787	14:14:57.328
6 -	50.473	108.5	1:21.229	***120.9***	35.257	***81.5***	2:46.959	**(2)**	78.92	0.610	14:17:44.287
7 -	***49.934***	110.9	***1:20.825***	119.4	35.590	73.7	***2:46.349***	**(1)**	***79.21***		***14:20:30.636***
8 -	51.082	110.0	1:22.641	118.1	36.324	78.8	2:50.047		77.49	3.698	14:23:20.683
9 -	51.045	111.4	1:21.535	120.4	IN PIT		2:47.007	**P**	78.90	0.658	14:26:07.690
10 -	OUTLAP	94.5	1:32.147	96.0	39.075	73.1	4:33.755		48.13	1:47.406	14:30:41.445
11 -	55.037	107.2	1:26.451	110.9	39.006	69.8	3:00.494		73.00	14.145	14:33:41.939
12 -	54.512	106.8	1:24.376	117.7	37.737	71.0	2:56.625		74.60	10.276	14:36:38.564
13 -	52.830	101.5	1:25.042	115.3	38.176	78.3	2:56.048		74.85	9.699	14:39:34.612
14 -	55.580	96.9	1:23.580	110.0	37.930	70.4	2:57.090		74.41	10.741	14:42:31.702
15 -	54.535	106.6	1:25.703	109.8	36.698	76.0	2:56.936		74.47	10.587	14:45:28.638
16 -	52.332	103.0	1:23.702	107.8	39.583	80.4	2:55.617		75.03	9.268	14:48:24.255
17 -	51.986	104.3	1:28.885	103.2	37.616	78.9	2:58.487		73.83	12.138	14:51:22.742
18 -	52.307	109.6	1:22.530	117.9	37.648	66.7	2:52.485		76.39	6.136	14:54:15.227

P46 232 C3 Alasdair COATES Ford Shelby Mustang GT350

IDEAL LAP TIME : 2:39.673 BEST LAP TIME : 2:40.134 DIFFERENCE : 0.461

LAP	SECTOR 1		SECTOR 2		SECTOR 3		LAP TIME		MPH	DIFF	TIME OF DAY
1 -		106.6	1:18.461	116.1	35.579	78.4	2:52.634		76.33	12.500	14:03:26.780
2 -	49.567	104.2	1:18.134	123.5	34.873	79.2	2:42.574		81.05	2.440	14:06:09.354
3 -	49.900	110.1	1:18.351	***128.8***	35.529	75.0	2:43.780		80.46	3.646	14:08:53.134
4 -	50.864	106.0	1:18.037	126.8	34.609	85.4	2:43.510		80.59	3.376	14:11:36.644
5 -	48.471	104.2	1:18.504	125.4	34.588	85.9	2:41.563		81.56	1.429	14:14:18.207
6 -	48.908	111.8	1:17.707	126.8	34.447	81.2	2:41.062		81.81	0.928	14:16:59.269
7 -	49.108	109.6	1:18.385	126.6	35.284	81.6	2:42.777		80.95	2.643	14:19:42.046
8 -	48.539	115.5	1:18.032	122.6	34.737	85.0	2:41.308		81.69	1.174	14:22:23.354
9 -	49.350	101.8	1:18.448	124.5	34.925	81.8	2:42.723		80.98	2.589	14:25:06.077
10 -	49.398	107.7	1:18.279	126.8	IN PIT		2:46.138	**P**	79.31	6.004	14:27:52.215
11 -	OUTLAP	110.1	1:17.651	126.6	34.721	80.2	4:23.671		49.97	1:43.537	14:32:15.886
12 -	48.562	***117.5***	1:17.354	127.3	***34.218***	82.2	***2:40.134***	**(1)**	***82.29***		***14:34:56.020***
13 -	48.297	108.9	1:18.986	128.0	35.041	86.1	2:42.324		81.18	2.190	14:37:38.344
14 -	48.200	112.7	1:17.629	126.3	34.940	86.5	2:40.769	**(3)**	81.96	0.635	14:40:19.113
15 -	48.166	115.7	1:18.251	128.0	34.505	***87.2***	2:40.922		81.88	0.788	14:43:00.035
16 -	***48.115***	111.8	***1:17.340***	128.0	34.940	***87.2***	2:40.395	**(2)**	82.15	0.261	14:45:40.430
17 -	48.133	112.4	1:18.079	126.3	35.306	85.9	2:41.518		81.58	1.384	14:48:21.948

Weather / Track : Bright / Dry

Silverstone GP
Circuit Length = 3.6604 miles
Start: 14:00 Flag 14:51 End: 14:55

Silverstone Classic

International Trophy for Classic GT Cars (Pre '66)

RACE 18 - SECTOR ANALYSIS

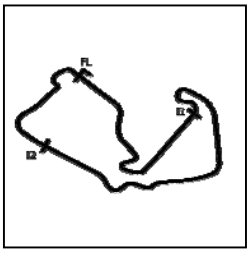

SECTOR 1 = FL to I1, SECTOR 2 = I1 to I2, SECTOR 3 = I2 to FL, DIFF = Difference To Personal Best Lap, P = Crossed Finish Line in Pit Lane, D = Time Disallowed

P47 49 B1 INGRAM / ROWLEY Lotus Elite S2

IDEAL LAP TIME : 2:51.356 BEST LAP TIME : 2:51.841 DIFFERENCE : 0.485

LAP	SECTOR 1		SECTOR 2		SECTOR 3		LAP TIME		MPH	DIFF	TIME OF DAY
1 -		100.9	1:27.045	104.5	37.697	73.1	3:20.823		65.61	28.982	14:03:54.969
2 -	54.183	99.4	1:25.926	104.6	37.832	74.2	2:57.941		74.05	6.100	14:06:52.910
3 -	54.029	100.1	1:26.359	104.8	38.405	75.1	2:58.793		73.70	6.952	14:09:51.703
4 -	53.450	100.3	1:26.494	105.0	37.621	72.0	2:57.565		74.21	5.724	14:12:49.268
5 -	53.979	99.1	1:26.328	105.6	39.506	73.5	2:59.813		73.28	7.972	14:15:49.081
6 -	54.306	93.0	1:27.161	105.6	37.113	71.3	2:58.580		73.79	6.739	14:18:47.661
7 -	54.743	94.7	1:27.444	105.0	37.939	71.0	3:00.126		73.15	8.285	14:21:47.787
8 -	54.998	99.7	1:26.539	104.3	37.372	74.6	2:58.909		73.65	7.068	14:24:46.696
9 -	54.569	101.3	1:27.984	106.3	IN PIT		3:04.172	**P**	71.55	12.331	14:27:50.868
10 -	OUTLAP	100.7	1:24.413	108.4	36.525	77.6	4:24.880		49.75	1:33.039	14:32:15.748
11 -	52.959	***104.2***	1:24.527	***109.1***	36.673	78.2	2:54.159		75.66	2.318	14:35:09.907
12 -	53.042	102.7	1:23.433	108.5	36.165	78.1	2:52.640	**(3)**	76.33	0.799	14:38:02.547
13 -	***52.557***	103.7	1:24.192	108.5	***35.706***	78.7	2:52.455	**(2)**	76.41	0.614	14:40:55.002
14 -	52.938	101.8	1:24.827	108.2	36.173	78.9	2:53.938		75.76	2.097	14:43:48.940
15 -	52.637	103.2	***1:23.093***	107.7	36.111	76.9	***2:51.841***	**(1)**	***76.68***		***14:46:40.781***
16 -	52.949	101.9	1:26.449	108.0	35.855	***79.1***	2:55.253		75.19	3.412	14:49:36.034
17 -	53.428	103.2	1:24.367	108.2	36.086	75.4	2:53.881		75.78	2.040	14:52:29.915

P48 136 C1 Peter MALLETT MGB Roadster

IDEAL LAP TIME : 2:52.119 BEST LAP TIME : 2:53.238 DIFFERENCE : 1.119

LAP	SECTOR 1		SECTOR 2		SECTOR 3		LAP TIME		MPH	DIFF	TIME OF DAY
1 -		101.8	1:26.019	104.8	37.255	76.9	3:17.300		66.79	24.062	14:03:51.446
2 -	52.828	99.8	1:25.373	106.0	36.420	77.8	2:54.621		75.46	1.383	14:06:46.067
3 -	52.963	99.7	1:25.457	105.5	36.794	77.4	2:55.214		75.20	1.976	14:09:41.281
4 -	53.539	100.4	1:24.929	105.6	36.190	77.3	2:54.658		75.44	1.420	14:12:35.939
5 -	52.838	100.4	1:24.785	105.6	36.834	77.2	2:54.457	**(3)**	75.53	1.219	14:15:30.396
6 -	53.246	100.6	1:25.838	107.5	37.405	77.2	2:56.489		74.66	3.251	14:18:26.885
7 -	55.420	99.8	1:25.669	106.0	IN PIT		2:59.700	**P**	73.33	6.462	14:21:26.585
8 -	OUTLAP	99.8	1:24.784	106.6	36.240	77.0	4:21.940		50.30	1:28.702	14:25:48.525
9 -	53.816	100.6	1:24.656	105.5	37.715	70.9	2:56.187		74.79	2.949	14:28:44.712
10 -	53.135	99.7	1:26.130	105.3	36.160	77.8	2:55.425		75.11	2.187	14:31:40.137
11 -	***52.538***	101.2	1:24.802	106.6	39.193	73.5	2:56.533		74.64	3.295	14:34:36.670
12 -	54.290	101.6	1:24.892	***107.7***	37.245	75.2	2:56.427		74.69	3.189	14:37:33.097
13 -	54.503	***101.9***	1:26.017	107.5	37.217	68.9	2:57.737		74.14	4.499	14:40:30.834
14 -	53.454	101.6	1:24.436	106.1	***35.903***	***77.9***	2:53.793	**(2)**	75.82	0.555	14:43:24.627
15 -	52.791	100.1	1:25.174	107.0	36.649	73.3	2:54.614		75.46	1.376	14:46:19.241
16 -	53.125	101.2	***1:23.678***	105.8	36.435	76.7	***2:53.238***	**(1)**	***76.06***		***14:49:12.479***
17 -	53.237	101.2	1:55.795	95.5	37.766	68.1	3:26.798		63.72	33.560	14:52:39.277

Weather / Track : Bright / Dry

Silverstone GP
Circuit Length = 3.6604 miles
Start: 14:00 Flag 14:51 End: 14:55

Silverstone Classic

International Trophy for Classic GT Cars (Pre '66)

RACE 18 - SECTOR ANALYSIS

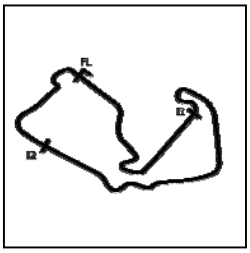

SECTOR 1 = FL to I1, SECTOR 2 = I1 to I2, SECTOR 3 = I2 to FL, DIFF = Difference To Personal Best Lap, P = Crossed Finish Line in Pit Lane, D = Time Disallowed

P49 144 C3 POCHCIOL / HANSON — AC Cobra

IDEAL LAP TIME : 2:28.758 BEST LAP TIME : 2:28.913 DIFFERENCE : 0.155

LAP	SECTOR 1		SECTOR 2		SECTOR 3		LAP TIME		MPH	DIFF	TIME OF DAY
1 -		117.1	1:27.734	89.8	IN PIT		2:50.373	P	77.34	21.460	14:03:24.519
2 -	OUTLAP	125.9	1:17.004	137.2	34.830		10:19.461		21.27	7:50.548	14:13:43.980
3 -	50.297	116.5	1:17.130		34.515		2:41.942		81.37	13.029	14:16:25.922
4 -	50.461	120.6	1:17.375	131.8	35.962	78.6	2:43.798		80.45	14.885	14:19:09.720
5 -	49.445	118.5	1:16.999	136.3	33.574	85.9	2:40.018		82.35	11.105	14:21:49.738
6 -	48.487	121.5	1:16.724	136.9	IN PIT		2:37.323	P	83.76	8.410	14:24:27.061
7 -	OUTLAP	122.9	1:13.488	143.3	32.530	90.9	4:11.717		52.35	1:42.804	14:28:38.778
8 -	45.456	129.8	1:12.916	142.4	31.994	90.5	2:30.366		87.63	1.453	14:31:09.144
9 -	45.701	136.6	1:12.213		32.081	***92.1***	2:29.995		87.85	1.082	14:33:39.139
10 -	46.007	129.8	1:13.007	142.1	32.085	90.3	2:31.099		87.21	2.186	14:36:10.238
11 -	45.211	134.2	1:12.164	144.9	32.410		2:29.785		87.97	0.872	14:38:40.023
12 -	45.559	137.5	1:12.175	***145.5***	33.187		2:30.921		87.31	2.008	14:41:10.944
13 -	45.382	***137.7***	1:12.390		31.978		2:29.750	(3)	87.99	0.837	14:43:40.694
14 -	***45.111***	136.1	1:11.858	143.7	31.944		***2:28.913***	(1)	***88.49***		***14:46:09.607***
15 -	45.622	135.0	***1:11.707***	144.6	32.486		2:29.815		87.96	0.902	14:48:39.422
16 -	45.792	125.4	1:13.792	144.6	***31.940***		2:31.524		86.96	2.611	14:51:10.946
17 -	45.211	136.1	1:12.265	143.7	32.015		2:29.491	(2)	88.15	0.578	14:53:40.437

P50 262 C1 Roderick SMITH — MGB

IDEAL LAP TIME : 2:48.734 BEST LAP TIME : 2:48.734 DIFFERENCE : 0.000

LAP	SECTOR 1		SECTOR 2		SECTOR 3		LAP TIME		MPH	DIFF	TIME OF DAY
1 -		105.3	1:23.920	109.8	36.228	78.9	3:08.831		69.78	20.097	14:03:42.977
2 -	51.696	102.7	1:23.540	110.9	36.485	75.1	2:51.721		76.73	2.987	14:06:34.698
3 -	52.558	104.5	1:23.497	110.7	36.885	75.4	2:52.940		76.19	4.206	14:09:27.638
4 -	53.252	105.1	1:22.954	111.4	35.557	80.2	2:51.763		76.72	3.029	14:12:19.401
5 -	53.463	103.8	1:22.802	110.1	35.964	79.6	2:52.229		76.51	3.495	14:15:11.630
6 -	52.411	104.0	1:22.522	110.0	35.461	77.3	2:50.394	(2)	77.33	1.660	14:18:02.024
7 -	53.995	101.3	1:22.638	***111.6***	35.334	78.8	2:51.967		76.62	3.233	14:20:53.991
8 -	52.310	104.5	1:23.006	110.1	35.352	80.3	2:50.668	(3)	77.21	1.934	14:23:44.659
9 -	51.980	103.5	1:22.567	109.2	IN PIT		2:52.274	P	76.49	3.540	14:26:36.933
10 -	OUTLAP	104.2	1:22.215	109.6	35.983	78.3	4:26.980		49.35	1:38.246	14:31:03.913
11 -	51.711	103.8	1:23.072	110.3	36.323	80.5	2:51.106		77.01	2.372	14:33:55.019
12 -	52.742	103.7	1:22.941	110.3	35.394	79.8	2:51.077		77.02	2.343	14:36:46.096
13 -	52.565	102.6	1:22.867	109.6	35.332	80.4	2:50.764		77.16	2.030	14:39:36.860
14 -	52.558	102.7	1:22.833	109.2	36.393	74.4	2:51.784		76.71	3.050	14:42:28.644
15 -	***51.578***	***105.8***	***1:21.990***	111.1	***35.166***	***81.4***	***2:48.734***	(1)	***78.09***		***14:45:17.378***
16 -	57.008	92.6	1:27.945	93.7	IN PIT		3:07.952	P	70.11	19.218	14:48:25.330

P51 21 C3 COTTINGHAM / BRYANT — AC Cobra

IDEAL LAP TIME : 2:31.441 BEST LAP TIME : 2:32.096 DIFFERENCE : 0.655

LAP	SECTOR 1		SECTOR 2		SECTOR 3		LAP TIME		MPH	DIFF	TIME OF DAY
1 -		120.2	1:15.718	136.3	33.091	89.3	2:38.521		83.12	6.425	14:03:12.667
2 -	46.700	117.5	1:14.603	137.5	32.784	90.1	2:34.087		85.52	1.991	14:05:46.754
3 -	46.381	120.4	1:15.044	138.0	32.883	86.9	2:34.308		85.39	2.212	14:08:21.062
4 -	46.346	114.3	1:14.851	138.3	32.752	90.0	2:33.949		85.59	1.853	14:10:55.011
5 -	46.029	123.5	1:14.185	137.5	32.461	90.9	2:32.675		86.31	0.579	14:13:27.686
6 -	46.125	121.7	1:13.930	136.6	32.683	91.1	2:32.738		86.27	0.642	14:16:00.424
7 -	***45.708***	123.1	1:14.417	***141.2***	32.473	90.5	2:32.598		86.35	0.502	14:18:33.022
8 -	45.900	129.5	1:14.563	137.7	***32.089***	90.4	2:32.552		86.38	0.456	14:21:05.574
9 -	45.709	130.0	1:14.611	136.1	32.784	91.6	2:33.104		86.07	1.008	14:23:38.678
10 -	46.249	***130.8***	1:13.785	137.2	32.493	***92.1***	2:32.527	(3)	86.39	0.431	14:26:11.205
11 -	45.980	126.6	1:13.852	138.3	32.560	87.1	2:32.392	(2)	86.47	0.296	14:28:43.597
12 -	46.170	125.6	***1:13.644***	137.5	32.282	91.1	***2:32.096***	(1)	***86.64***		***14:31:15.693***
13 -	45.920	124.5	1:14.639	136.9	IN PIT		2:32.391	P	86.47	0.295	14:33:48.084
14 -	OUTLAP	108.9	1:16.810	125.6	34.356	90.4	4:17.878		51.10	1:45.782	14:38:05.962
15 -	47.997	111.8	1:18.235	116.3	IN PIT		2:38.395	P	83.19	6.299	14:40:44.357

Weather / Track : Bright / Dry

Silverstone GP
Circuit Length = 3.6604 miles
Start: 14:00 Flag 14:51 End: 14:55

Silverstone Classic

International Trophy for Classic GT Cars (Pre '66)

RACE 18 - SECTOR ANALYSIS

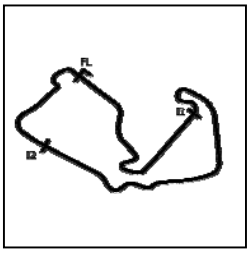

SECTOR 1 = FL to I1, SECTOR 2 = I1 to I2, SECTOR 3 = I2 to FL, DIFF = Difference To Personal Best Lap, P = Crossed Finish Line in Pit Lane, D = Time Disallowed

P52 911 C1 Peter TOGNOLA — Porsche 911

IDEAL LAP TIME : 2:52.177 BEST LAP TIME : 2:54.915 DIFFERENCE : 2.738

LAP	SECTOR 1		SECTOR 2		SECTOR 3		LAP TIME		MPH	DIFF	TIME OF DAY
1 -		98.5	1:26.306	111.2	37.201	79.5	3:18.181		66.49	23.266	14:03:52.327
2 -	53.233	103.0	1:26.388	110.9	36.924	78.8	2:56.545		74.64	1.630	14:06:48.872
3 -	52.333	105.1	1:25.628	112.2	36.954	79.4	***2:54.915***	**(1)**	***75.33***		***14:09:43.787***
4 -	52.479	106.8	1:26.105	111.2	36.811	79.6	2:55.395	**(2)**	75.13	0.480	14:12:39.182
5 -	52.379	107.3	1:25.887	111.4	37.463	78.7	2:55.729	**(3)**	74.98	0.814	14:15:34.911
6 -	52.305	107.2	1:26.976	112.5	38.200	73.1	2:57.481		74.24	2.566	14:18:32.392
7 -	53.955	107.5	1:27.114	108.7	38.478	74.3	2:59.547		73.39	4.632	14:21:31.939
8 -	53.338	105.3	1:28.848	109.1	38.245	76.6	3:00.431		73.03	5.516	14:24:32.370
9 -	55.797	101.0	1:26.956	108.4	IN PIT		2:58.205	**P**	73.94	3.290	14:27:30.575
10 -	OUTLAP	102.9	1:28.759	108.0	IN PIT		13:02.118	**P**	16.84	10:07.203	14:40:32.693
11 -	OUTLAP	110.9	***1:23.238***	***118.5***	***36.769***	***81.4***	5:34.082		39.44	2:39.167	14:46:06.775
12 -	***52.170***	***114.3***	1:25.029	108.0	IN PIT		2:54.343	**P**	75.58		14:49:01.118

P53 79 CLP Mark MARTIN — Lotus Elan 26R

IDEAL LAP TIME : 2:34.923 BEST LAP TIME : 2:35.163 DIFFERENCE : 0.240

LAP	SECTOR 1		SECTOR 2		SECTOR 3		LAP TIME		MPH	DIFF	TIME OF DAY
1 -		119.1	1:16.201	***128.8***	50.167	78.6	2:57.956		74.05	22.793	14:03:32.102
2 -	OUTLAP	91.0	1:21.067	124.9	33.735	87.8	27:24.812		8.01	24:49.649	14:30:56.914
3 -	48.157	110.1	1:17.154	125.6	32.862	89.1	2:38.173		83.31	3.010	14:33:35.087
4 -	50.044	116.5	1:16.320	127.5	33.580	76.6	2:39.944		82.39	4.781	14:36:15.031
5 -	47.726	121.1	1:15.542	127.5	33.325	89.4	2:36.593		84.15	1.430	14:38:51.624
6 -	***47.025***	114.3	1:15.488	128.0	***32.650***	***90.0***	***2:35.163***	**(1)**	***84.92***		***14:41:26.787***
7 -	47.174	***122.4***	1:16.211	128.3	33.418	89.0	2:36.803		84.04	1.640	14:44:03.590
8 -	47.899	118.9	1:15.476	127.3	32.958	83.3	2:36.333	**(3)**	84.29	1.170	14:46:39.923
9 -	47.615	122.0	***1:15.248***	127.5	32.661	88.5	2:35.524	**(2)**	84.73	0.361	14:49:15.447
10 -	48.030	119.4	1:18.026	126.3	33.102	88.7	2:39.158		82.79	3.995	14:51:54.605
11 -	51.417	93.3	1:20.306	112.2	IN PIT		2:55.747	**P**	74.98	20.584	14:54:50.352

P54 3 CLP Steve SOPER — Lotus Elan 26R

IDEAL LAP TIME : BEST LAP TIME : 2:30.449 DIFFERENCE :

LAP	SECTOR 1	SECTOR 2	SECTOR 3	LAP TIME		MPH	DIFF	TIME OF DAY
1 -				2:33.429		85.88	2.980	14:03:07.575
2 -				2:32.189		86.58	1.740	14:05:39.764
3 -				2:31.795	**(3)**	86.81	1.346	14:08:11.559
4 -				2:32.804		86.23	2.355	14:10:44.363
5 -				***2:30.449***	**(1)**	***87.58***		***14:13:14.812***
6 -				2:31.097	**(2)**	87.21	0.648	14:15:45.909
7 -				2:31.933		86.73	1.484	14:18:17.842
8 -				2:32.281		86.53	1.832	14:20:50.123
9 -				2:32.553		86.38	2.104	14:23:22.676
10 -			***IN PIT***	2:30.074	**P**	87.80		14:25:52.750

P55 166 CLP FENN / HILL — Lotus Elan 26R

IDEAL LAP TIME : 2:35.530 BEST LAP TIME : 2:35.743 DIFFERENCE : 0.213

LAP	SECTOR 1		SECTOR 2		SECTOR 3		LAP TIME		MPH	DIFF	TIME OF DAY
1 -		114.7	1:17.892	***124.7***	34.799	85.7	2:42.479		81.10	6.736	14:03:16.625
2 -	48.760	115.1	1:17.456	124.5	32.664	88.6	2:38.880		82.94	3.137	14:05:55.505
3 -	48.211	116.7	1:16.996	123.1	32.471	88.4	2:37.678	**(3)**	83.57	1.935	14:08:33.183
4 -	47.564	117.5	1:16.275	124.2	32.541	88.3	2:36.380	**(2)**	84.26	0.637	14:11:09.563
5 -	47.594	117.9	***1:15.847***	***124.7***	32.302	88.8	***2:35.743***	**(1)**	***84.61***		***14:13:45.306***
6 -	49.668	***118.9***	1:16.325	124.5	***32.123***	***89.4***	2:38.116		83.34	2.373	14:16:23.422
7 -	***47.560***	117.7	1:16.106	123.8	IN PIT		2:37.965	**P**	83.42	2.222	14:19:01.387

Weather / Track : Bright / Dry

Silverstone GP
Circuit Length = 3.6604 miles
Start: 14:00 Flag 14:51 End: 14:55

Silverstone Classic

International Trophy for Classic GT Cars (Pre '66)

RACE 18 - SECTOR ANALYSIS

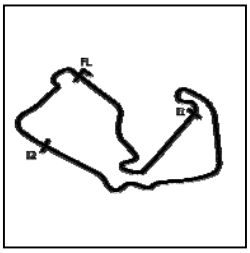

SECTOR 1 = FL to I1, SECTOR 2 = I1 to I2, SECTOR 3 = I2 to FL, DIFF = Difference To Personal Best Lap, P = Crossed Finish Line in Pit Lane, D = Time Disallowed

P56 8 C3 KENT / OSBORNE Jaguar E-type

IDEAL LAP TIME : 2:33.707 BEST LAP TIME : 2:33.707 DIFFERENCE : 0.000

LAP	SECTOR 1		SECTOR 2		SECTOR 3		LAP TIME	MPH	DIFF	TIME OF DAY
1 -		120.4	1:15.790	133.6	52.340	82.0	2:59.441	73.43	25.734	14:03:33.587
2 -	47.790	118.1	1:17.711	131.3	33.209	87.4	2:38.710	83.03	5.003	14:06:12.297
3 -	47.770	120.2	1:15.496	***134.7***	33.095	87.7	2:36.361 **(3)**	84.27	2.654	14:08:48.658
4 -	47.252	108.9	1:16.403	132.6	32.829	86.8	2:36.484	84.21	2.777	14:11:25.142
5 -	***46.234***	120.0	***1:14.773***	134.2	***32.700***	***89.1***	***2:33.707*** **(1)**	***85.73***		***14:13:58.849***
6 -	46.257	121.3	1:14.777	132.1	32.887	89.0	2:33.921 **(2)**	85.61	0.214	14:16:32.770

P57 77 CLP ELLIS / FISH Lotus Elan 26R

IDEAL LAP TIME : 2:42.441 BEST LAP TIME : 2:43.390 DIFFERENCE : 0.949

LAP	SECTOR 1		SECTOR 2		SECTOR 3		LAP TIME	MPH	DIFF	TIME OF DAY
1 -		***115.9***	1:19.138	***122.6***	35.593	82.2	2:52.086 **(3)**	76.57	8.696	14:03:26.232
2 -	***49.912***	114.5	1:19.387	118.9	34.157	***82.5***	2:43.456 **(2)**	80.61	0.066	14:06:09.688
3 -	50.861	112.4	***1:18.383***	122.4	***34.146***	78.0	***2:43.390*** **(1)**	***80.65***		***14:08:53.078***

Weather / Track : Bright / Dry

Silverstone GP
Circuit Length = 3.6604 miles
Start: 14:00 Flag 14:51 End: 14:55

Silverstone Classic

International Trophy for Classic GT Cars (Pre '66)

RACE 18 - BEST SECTORS

	SECTOR 1			SECTOR 2			SECTOR 3		
POS	NO	NAME	TIME	NO	NAME	TIME	NO	NAME	TIME
1	192	THOMAS / LOCKIE	44.557	76	D.HART / O.HART	1:11.382	76	D.HART / O.HART	31.433
2	76	D.HART / O.HART	44.608	192	THOMAS / LOCKIE	1:11.590	211	G.DODD / J.DODD	31.627
3	211	G.DODD / J.DODD	44.939	144	POCHCIOL / HANS	1:11.707	192	THOMAS / LOCKIE	31.653
4	144	POCHCIOL / HANS	45.111	32	SPIERS	1:12.349	172	COOK / STANLEY	31.775
5	33	MINSHAW	45.245	33	MINSHAW	1:12.648	16	HADDON	31.846
6	32	SPIERS	45.255	211	G.DODD / J.DODD	1:12.650	33	MINSHAW	31.924
7	172	COOK / STANLEY	45.385	127	STRETTON	1:12.812	144	POCHCIOL / HANS	31.940
8	53	J.PEARSON / G.PE	45.520	172	COOK / STANLEY	1:12.890	199	N.POWELL / E.POV	32.013
9	151	YATES / TWYMAN	45.664	53	J.PEARSON / G.PE	1:13.621	32	SPIERS	32.072
10	127	STRETTON	45.675	21	COTTINGHAM / BR	1:13.644	21	COTTINGHAM / BR	32.089
11	21	COTTINGHAM / BR	45.708	7	FRIEDRICHS / HAD	1:13.767	166	FENN / HILL	32.123
12	16	HADDON	45.733	199	N.POWELL / E.POV	1:14.034	53	J.PEARSON / G.PE	32.142
13	7	FRIEDRICHS / HAD	45.897	16	HADDON	1:14.066	127	STRETTON	32.208
14	89	MA.WRIGLEY / MI.\	46.182	89	MA.WRIGLEY / MI.\	1:14.141	19	BEST / JONES-BES	32.250
15	8	KENT / OSBORNE	46.234	151	YATES / TWYMAN	1:14.421	7	FRIEDRICHS / HAD	32.337
16	199	N.POWELL / E.POV	46.315	13	LYNN	1:14.527	174	DONNOR	32.418
17	13	LYNN	46.333	174	DONNOR	1:14.585	40	VAN GILS	32.520
18	174	DONNOR	46.427	5	JO.YOUNG / JA.YO	1:14.596	223	HYETT / FOX	32.574
19	30	ATTARD / INGRAM	46.606	266	MCFADDEN / CULL	1:14.717	13	LYNN	32.596
20	5	JO.YOUNG / JA.YO	46.620	8	KENT / OSBORNE	1:14.773	79	MARTIN	32.650
21	266	MCFADDEN / CULL	46.832	30	ATTARD / INGRAM	1:14.813	89	MA.WRIGLEY / MI.\	32.675
22	19	BEST / JONES-BES	46.895	19	BEST / JONES-BES	1:14.918	8	KENT / OSBORNE	32.700
23	79	MARTIN	47.025	79	MARTIN	1:15.248	151	YATES / TWYMAN	32.710
24	223	HYETT / FOX	47.065	223	HYETT / FOX	1:15.414	163	REICHMANN / TRO	32.804
25	40	VAN GILS	47.127	163	REICHMANN / TRO	1:15.646	5	JO.YOUNG / JA.YO	32.806
26	163	REICHMANN / TRO	47.308	166	FENN / HILL	1:15.847	43	PEARSON / GRANT	32.824
27	96	NYBLAEUS / WELC	47.326	40	VAN GILS	1:16.010	29	AHLERS / BELLING	32.894
28	29	AHLERS / BELLING	47.370	43	PEARSON / GRANT	1:16.184	30	ATTARD / INGRAM	32.998
29	166	FENN / HILL	47.560	75	ANGLE	1:16.200	266	MCFADDEN / CULL	33.005
30	191	HOLME / GREENS/	47.642	191	HOLME / GREENS/	1:16.644	96	NYBLAEUS / WELC	33.015
31	43	PEARSON / GRANT	47.863	29	AHLERS / BELLING	1:16.742	91	W.GOFF / M.GOFF	33.160
32	91	W.GOFF / M.GOFF	47.942	96	NYBLAEUS / WELC	1:16.860	191	HOLME / GREENS/	33.325
33	232	COATES	48.115	91	W.GOFF / M.GOFF	1:17.240	75	ANGLE	33.347
34	75	ANGLE	48.172	232	COATES	1:17.340	107	BURNETT / SWIFT	33.507
35	67	TUPPEN	48.337	24	DIMITRIADIS	1:17.627	84	JONES / ATKINSON	33.789
36	133	BELL / LEIGH	48.458	66	MCFADDEN / SHO\	1:17.677	47	PAUL / BOURNE	33.847
37	84	JONES / ATKINSON	48.578	67	TUPPEN	1:17.819	133	BELL / LEIGH	33.848
38	66	MCFADDEN / SHO\	48.633	84	JONES / ATKINSON	1:17.843	61	OREBI-GANN / BEL	33.889
39	207	HARRIS / WILMOTH	48.796	133	BELL / LEIGH	1:17.860	66	MCFADDEN / SHO\	33.946
40	162	TAYLOR	48.848	77	ELLIS / FISH	1:18.383	207	HARRIS / WILMOTH	33.981
41	47	PAUL / BOURNE	48.961	11	TUCKER	1:18.456	101	BECHTOLSHEIMEF	33.983
42	107	BURNETT / SWIFT	49.004	162	TAYLOR	1:18.630	77	ELLIS / FISH	34.146
43	48	FISKEN / CLARK	49.035	61	OREBI-GANN / BEL	1:18.633	232	COATES	34.218
44	11	TUCKER	49.099	107	BURNETT / SWIFT	1:18.757	51	WILKINSON / KINSI	34.223
45	61	OREBI-GANN / BEL	49.150	207	HARRIS / WILMOTH	1:18.825	48	FISKEN / CLARK	34.266
46	24	DIMITRIADIS	49.814	48	FISKEN / CLARK	1:18.860	162	TAYLOR	34.283
47	77	ELLIS / FISH	49.912	47	PAUL / BOURNE	1:19.208	67	TUPPEN	34.333
48	115	KENT / LOW	49.934	101	BECHTOLSHEIMEF	1:19.878	168	GORDON / FINBUR	34.384
49	168	GORDON / FINBUR	50.067	115	KENT / LOW	1:20.825	152	WEST / WILKINSON	34.711
50	101	BECHTOLSHEIMEF	50.399	152	WEST / WILKINSON	1:21.085	11	TUCKER	34.981
51	152	WEST / WILKINSON	50.762	168	GORDON / FINBUR	1:21.178	115	KENT / LOW	35.012
52	51	WILKINSON / KINSI	51.046	51	WILKINSON / KINSI	1:21.633	24	DIMITRIADIS	35.044
53	262	SMITH	51.578	262	SMITH	1:21.990	262	SMITH	35.166
54	911	TOGNOLA	52.170	49	INGRAM / ROWLEY	1:23.093	49	INGRAM / ROWLEY	35.706
55	136	MALLETT	52.538	911	TOGNOLA	1:23.238	136	MALLETT	35.903
56	49	INGRAM / ROWLEY	52.557	136	MALLETT	1:23.678	911	TOGNOLA	36.769
57									

IDEAL / BEST COMPARISON					
POS	NO	NAME	IDEAL	BEST	DIFF
		PERFECT LAP	2:27.372		
1	76	D.HART / O.HART	2:27.423	2:27.815	0.392
2	192	THOMAS / LOCKIE	2:27.800	2:28.462	0.662
3	144	POCHCIOL / HANSOI	2:28.758	2:28.913	0.155
4	211	G.DODD / J.DODD	2:29.216	2:29.630	0.414
5	32	SPIERS	2:29.676	2:30.174	0.498
6	33	MINSHAW	2:29.817	2:30.170	0.353
7	172	COOK / STANLEY	2:30.050	2:30.098	0.048
8	127	STRETTON	2:30.695	2:31.157	0.462
9	53	J.PEARSON / G.PEAI	2:31.283	2:31.687	0.404
10	21	COTTINGHAM / BRY/	2:31.441	2:32.096	0.655
11	16	HADDON	2:31.645	2:31.986	0.341
12	7	FRIEDRICHS / HADF	2:32.001	2:32.661	0.660
13	199	N.POWELL / E.POWE	2:32.362	2:33.047	0.685
14	151	YATES / TWYMAN	2:32.795	2:33.212	0.417
15	89	MA.WRIGLEY / MI.WI	2:32.998	2:33.350	0.352
16	174	DONNOR	2:33.430	2:33.776	0.346
17	13	LYNN	2:33.456	2:34.099	0.643
18	8	KENT / OSBORNE	2:33.707	2:33.707	0.000
19	5	JO.YOUNG / JA.YOU	2:34.022	2:34.242	0.220
20	19	BEST / JONES-BEST	2:34.063	2:34.174	0.111
21	30	ATTARD / INGRAM	2:34.417	2:34.538	0.121
22	266	MCFADDEN / CULLE	2:34.554	2:34.554	0.000
23	79	MARTIN	2:34.923	2:35.163	0.240
24	223	HYETT / FOX	2:35.053	2:35.209	0.156
25	166	FENN / HILL	2:35.530	2:35.743	0.213
26	40	VAN GILS	2:35.657	2:35.742	0.085
27	163	REICHMANN / TROM	2:35.758	2:36.784	1.026
28	43	PEARSON / GRANT	2:36.871	2:37.798	0.927
29	29	AHLERS / BELLINGE	2:37.006	2:37.164	0.158
30	96	NYBLAEUS / WELCH	2:37.201	2:37.577	0.376
31	191	HOLME / GREENSAL	2:37.611	2:37.825	0.214
32	75	ANGLE	2:37.719	2:39.071	1.352
33	91	W.GOFF / M.GOFF	2:38.342	2:38.342	0.000
34	232	COATES	2:39.673	2:40.134	0.461
35	133	BELL / LEIGH	2:40.166	2:40.379	0.213
36	84	JONES / ATKINSON	2:40.210	2:40.530	0.320
37	66	MCFADDEN / SHOVL	2:40.256	2:40.649	0.393
38	67	TUPPEN	2:40.489	2:41.662	1.173
39	107	BURNETT / SWIFT	2:41.268	2:41.363	0.095
40	207	HARRIS / WILMOTH	2:41.602	2:41.823	0.221
41	61	OREBI-GANN / BELL	2:41.672	2:42.067	0.395
42	162	TAYLOR	2:41.761	2:42.228	0.467
43	47	PAUL / BOURNE	2:42.016	2:42.254	0.238
44	48	FISKEN / CLARK	2:42.161	2:42.543	0.382
45	77	ELLIS / FISH	2:42.441	2:43.390	0.949
46	24	DIMITRIADIS	2:42.485	2:43.604	1.119
47	11	TUCKER	2:42.536	2:42.727	0.191
48	101	BECHTOLSHEIMER	2:44.260	2:44.587	0.327
49	168	GORDON / FINBURG	2:45.629	2:45.629	0.000
50	115	KENT / LOW	2:45.771	2:46.349	0.578
51	152	WEST / WILKINSON	2:46.558	2:46.833	0.275
52	51	WILKINSON / KINSEL	2:46.902	2:47.305	0.403
53	262	SMITH	2:48.734	2:48.734	0.000
54	49	INGRAM / ROWLEY	2:51.356	2:51.841	0.485
55	136	MALLETT	2:52.119	2:53.238	1.119
56	911	TOGNOLA	2:52.177	2:54.915	2.738
57	3	SOPER		2:30.449	

Weather / Track : Bright / Dry

Silverstone GP
Circuit Length = 3.6604 miles
Start: 14:00 Flag 14:51 End: 14:55

Results can be found at www.tsl-timing.com

Printed - 14:59 Sunday, 28 July 2019

Silverstone Classic

International Trophy for Classic GT Cars (Pre '66)

RACE 18 - BEST SPEEDS

	INTERMEDIATE 1			INTERMEDIATE 2			FINISH LINE		
POS	NO	NAME	MPH	NO	NAME	MPH	NO	NAME	MPH
1	192	THOMAS / LOCKIE	137.7	192	THOMAS / LOCKIE	146.5	192	THOMAS / LOCKIE	94.6
2	144	POCHCIOL / HANSON	137.7	144	POCHCIOL / HANSON	145.5	172	COOK / STANLEY	94.1
3	76	D.HART / O.HART	137.5	76	D.HART / O.HART	144.9	211	G.DODD / J.DODD	93.7
4	172	COOK / STANLEY	134.2	127	STRETTON	144.0	32	SPIERS	93.7
5	33	MINSHAW	133.4	32	SPIERS	143.7	33	MINSHAW	93.5
6	127	STRETTON	132.1	33	MINSHAW	142.4	127	STRETTON	93.0
7	32	SPIERS	131.0	211	G.DODD / J.DODD	141.5	76	D.HART / O.HART	92.9
8	21	COTTINGHAM / BRYANT	130.8	21	COTTINGHAM / BRYANT	141.2	19	BEST / JONES-BEST	92.1
9	211	G.DODD / J.DODD	130.0	172	COOK / STANLEY	140.1	144	POCHCIOL / HANSON	92.1
10	13	LYNN	130.0	13	LYNN	139.8	21	COTTINGHAM / BRYANT	92.1
11	53	J.PEARSON / G.PEARSON	129.8	7	FRIEDRICHS / HADFIELD	138.9	151	YATES / TWYMAN	92.0
12	174	DONNOR	129.8	89	MA.WRIGLEY / MI.WRIGLEY	137.7	89	MA.WRIGLEY / MI.WRIGLEY	91.9
13	30	ATTARD / INGRAM	128.5	53	J.PEARSON / G.PEARSON	137.5	53	J.PEARSON / G.PEARSON	91.8
14	89	MA.WRIGLEY / MI.WRIGLEY	127.8	151	YATES / TWYMAN	137.5	13	LYNN	91.4
15	7	FRIEDRICHS / HADFIELD	127.8	174	DONNOR	137.2	174	DONNOR	91.0
16	5	JO.YOUNG / JA.YOUNG	127.5	30	ATTARD / INGRAM	137.2	16	HADDON	90.8
17	151	YATES / TWYMAN	126.1	19	BEST / JONES-BEST	137.2	79	MARTIN	90.0
18	19	BEST / JONES-BEST	126.1	266	MCFADDEN / CULLEN	137.2	199	N.POWELL / E.POWELL	89.9
19	8	KENT / OSBORNE	126.1	5	JO.YOUNG / JA.YOUNG	136.9	5	JO.YOUNG / JA.YOUNG	89.7
20	266	MCFADDEN / CULLEN	125.2	8	KENT / OSBORNE	134.7	266	MCFADDEN / CULLEN	89.4
21	16	HADDON	123.3	11	TUCKER	131.5	166	FENN / HILL	89.4
22	24	DIMITRIADIS	123.1	66	MCFADDEN / SHOVLIN	131.3	223	HYETT / FOX	89.3
23	66	MCFADDEN / SHOVLIN	122.9	199	N.POWELL / E.POWELL	129.3	8	KENT / OSBORNE	89.1
24	11	TUCKER	122.6	232	COATES	128.8	7	FRIEDRICHS / HADFIELD	88.8
25	79	MARTIN	122.4	79	MARTIN	128.8	91	W.GOFF / M.GOFF	88.8
26	199	N.POWELL / E.POWELL	122.2	24	DIMITRIADIS	128.3	30	ATTARD / INGRAM	88.6
27	29	AHLERS / BELLINGER	120.6	223	HYETT / FOX	128.0	163	REICHMANN / TROMANS	88.3
28	223	HYETT / FOX	120.4	16	HADDON	127.5	191	HOLME / GREENSALL	88.1
29	191	HOLME / GREENSALL	120.0	29	AHLERS / BELLINGER	127.0	40	VAN GILS	87.9
30	48	FISKEN / CLARK	118.9	48	FISKEN / CLARK	127.0	96	NYBLAEUS / WELCH	87.9
31	166	FENN / HILL	118.9	191	HOLME / GREENSALL	126.6	75	ANGLE	87.8
32	40	VAN GILS	118.5	75	ANGLE	125.6	207	HARRIS / WILMOTH	87.7
33	96	NYBLAEUS / WELCH	118.3	43	PEARSON / GRANT	125.6	162	TAYLOR	87.7
34	133	BELL / LEIGH	118.3	207	HARRIS / WILMOTH	125.6	43	PEARSON / GRANT	87.3
35	162	TAYLOR	118.3	163	REICHMANN / TROMANS	124.9	232	COATES	87.2
36	163	REICHMANN / TROMANS	117.9	166	FENN / HILL	124.7	29	AHLERS / BELLINGER	87.0
37	43	PEARSON / GRANT	117.9	40	VAN GILS	124.5	133	BELL / LEIGH	86.5
38	207	HARRIS / WILMOTH	117.7	84	JONES / ATKINSON	124.2	84	JONES / ATKINSON	86.4
39	232	COATES	117.5	96	NYBLAEUS / WELCH	124.0	48	FISKEN / CLARK	86.1
40	84	JONES / ATKINSON	117.1	162	TAYLOR	123.8	47	PAUL / BOURNE	85.9
41	61	OREBI-GANN / BELL	116.7	133	BELL / LEIGH	123.3	61	OREBI-GANN / BELL	85.8
42	75	ANGLE	116.5	61	OREBI-GANN / BELL	123.1	66	MCFADDEN / SHOVLIN	85.5
43	77	ELLIS / FISH	115.9	67	TUPPEN	122.6	67	TUPPEN	85.5
44	91	W.GOFF / M.GOFF	115.7	77	ELLIS / FISH	122.6	24	DIMITRIADIS	85.0
45	67	TUPPEN	115.5	91	W.GOFF / M.GOFF	121.3	11	TUCKER	84.4
46	911	TOGNOLA	114.3	115	KENT / LOW	120.9	107	BURNETT / SWIFT	83.5
47	47	PAUL / BOURNE	112.9	47	PAUL / BOURNE	119.1	101	BECHTOLSHEIMER	83.2
48	115	KENT / LOW	112.2	911	TOGNOLA	118.5	77	ELLIS / FISH	82.5
49	107	BURNETT / SWIFT	112.0	107	BURNETT / SWIFT	116.7	168	GORDON / FINBURGH	82.2
50	101	BECHTOLSHEIMER	106.6	168	GORDON / FINBURGH	113.5	115	KENT / LOW	81.5
51	168	GORDON / FINBURGH	106.6	101	BECHTOLSHEIMER	112.5	262	SMITH	81.4
52	262	SMITH	105.8	262	SMITH	111.6	911	TOGNOLA	81.4
53	152	WEST / WILKINSON	104.6	152	WEST / WILKINSON	111.4	152	WEST / WILKINSON	81.0
54	49	INGRAM / ROWLEY	104.2	49	INGRAM / ROWLEY	109.1	51	WILKINSON / KINSELLA	80.2
55	136	MALLETT	101.9	51	WILKINSON / KINSELLA	108.2	49	INGRAM / ROWLEY	79.1
56	51	WILKINSON / KINSELLA	101.2	136	MALLETT	107.7	136	MALLETT	77.9
57									

Weather / Track : Bright / Dry

Silverstone GP
Circuit Length = 3.6604 miles
Start: 14:00 Flag 14:51 End: 14:55

Silverstone Classic

International Trophy for Classic GT Cars (Pre '66)

RACE 18 - STATISTICS

Competitors Started	57
Planned Start	2019-07-28 @ 14:05:00.000
Actual Start	2019-07-28 @ 14:00:34.145
Finish Time	2019-07-28 @ 14:51:56.326
Track Length	3.6604mi.
Total Laps	1004
Total Distance Covered	3675.1396mi.

Session Fastest Lap History

NO	CL	NAME	LAP TIME	TIME OF DAY	LAP	VEHICLE
76	C3	**D.HART / O.HART**	**2:31.586**	14:03:05.743	1	AC Cobra Daytona Coupe
192	C3	**THOMAS / LOCKIE**	**2:30.795**	14:05:36.850	2	Shelby Daytona Cobra
192	C3	**THOMAS / LOCKIE**	**2:28.863**	14:08:05.714	3	Shelby Daytona Cobra
192	C3	**THOMAS / LOCKIE**	**2:28.624**	14:15:32.490	6	Shelby Daytona Cobra
192	C3	**THOMAS / LOCKIE**	**2:28.462**	14:37:02.458	14	Shelby Daytona Cobra
76	C3	**D.HART / O.HART**	**2:27.815**	14:49:40.969	19	AC Cobra Daytona Coupe

Session Leader History

NO	CL	NAME	FROM LAP	LAPS LED	DISTANCE	VEHICLE
76	C3	**D.HART / O.HART**	1	1	3.66 miles	AC Cobra Daytona Coupe
192	C3	**THOMAS / LOCKIE**	2	9	32.94 miles	Shelby Daytona Cobra
32	C3	**John SPIERS**	11	2	7.32 miles	TVR Griffith
21	C3	**COTTINGHAM / BRYANT**	13	1	3.66 miles	AC Cobra
192	C3	**THOMAS / LOCKIE**	14	7	25.62 miles	Shelby Daytona Cobra

Flag History

TYPE	TIME OF DAY
GREEN	14:00:34.145
FINISH	14:51:56.326

Flag Statistics

TYPE	COUNT	TOTAL LAPS	TOTAL TIME
Green	1	20	54:49.452
Red	0	0	0.000
Safety Car	0	0	0.000
FCY	0	0	0.000

Silverstone GP
Circuit Length = 3.6604 miles
Start: 14:00 Flag 14:51 End: 14:55

Weather / Track : Bright / Dry

These results are provisional until the conclusion of any judicial and technical matters.

Clerk Of Course :		Timekeeper :

Silverstone Classic

International Trophy for Classic GT Cars (Pre '66)

RACE 18 - STATISTICS

CLASS : CLP

16 Starters

Fastest Lap History

NO	NAME	LAP TIME	TIME OF DAY	LAP	VEHICLE
3	**Steve SOPER**	**2:33.429**	14:03:07.575	1	Lotus Elan 26R
3	**Steve SOPER**	**2:32.189**	14:05:39.764	2	Lotus Elan 26R
3	**Steve SOPER**	**2:31.795**	14:08:11.559	3	Lotus Elan 26R
3	**Steve SOPER**	**2:30.449**	14:13:14.812	5	Lotus Elan 26R

Leader History

NO	NAME	FROM LAP	LAPS LED	DISTANCE	VEHICLE
3	**Steve SOPER**	1	10	36.60 miles	Lotus Elan 26R
16	**Andrew HADDON**	11	10	36.60 miles	Lotus Elan

Silverstone GP

Weather / Track : Bright / Dry

Circuit Length = 3.6604 miles

These results are provisional until the conclusion of any judicial and technical matters.

Start: 14:00 Flag 14:51 End: 14:55

Clerk Of Course :		Timekeeper :

Silverstone Classic

International Trophy for Classic GT Cars (Pre '66)

RACE 18 - STATISTICS

CLASS : B2

2 Starters

Fastest Lap History

NO	NAME	LAP TIME	TIME OF DAY	LAP	VEHICLE
266	**MCFADDEN / CULLEN**	**2:44.155**	14:03:18.332	1	Jaguar E-type
266	**MCFADDEN / CULLEN**	**2:41.351**	14:08:51.563	3	Jaguar E-type
266	**MCFADDEN / CULLEN**	**2:38.806**	14:11:30.366	4	Jaguar E-type
266	**MCFADDEN / CULLEN**	**2:38.319**	14:14:08.687	5	Jaguar E-type
266	**MCFADDEN / CULLEN**	**2:37.655**	14:16:46.340	6	Jaguar E-type
266	**MCFADDEN / CULLEN**	**2:36.131**	14:31:27.675	11	Jaguar E-type
266	**MCFADDEN / CULLEN**	**2:35.822**	14:39:19.261	14	Jaguar E-type
266	**MCFADDEN / CULLEN**	**2:34.554**	14:47:08.414	17	Jaguar E-type

Leader History

NO	NAME	FROM LAP	LAPS LED	DISTANCE	VEHICLE
266	**MCFADDEN / CULLEN**	1	8	29.28 miles	Jaguar E-type
48	**FISKEN / CLARK**	9	1	3.66 miles	Jaguar E-type
266	**MCFADDEN / CULLEN**	10	9	32.94 miles	Jaguar E-type

Silverstone GP

Weather / Track : Bright / Dry

Circuit Length = 3.6604 miles

These results are provisional until the conclusion of any judicial and technical matters.

Start: 14:00 Flag 14:51 End: 14:55

Clerk Of Course :		Timekeeper :

Silverstone Classic

International Trophy for Classic GT Cars (Pre '66)

RACE 18 - STATISTICS

CLASS : C3

23 Starters

Fastest Lap History

NO	NAME	LAP TIME	TIME OF DAY	LAP	VEHICLE
76	**D.HART / O.HART**	**2:31.586**	14:03:05.743	1	AC Cobra Daytona Coupe
192	**THOMAS / LOCKIE**	**2:30.795**	14:05:36.850	2	Shelby Daytona Cobra
192	**THOMAS / LOCKIE**	**2:28.863**	14:08:05.714	3	Shelby Daytona Cobra
192	**THOMAS / LOCKIE**	**2:28.624**	14:15:32.490	6	Shelby Daytona Cobra
192	**THOMAS / LOCKIE**	**2:28.462**	14:37:02.458	14	Shelby Daytona Cobra
76	**D.HART / O.HART**	**2:27.815**	14:49:40.969	19	AC Cobra Daytona Coupe

Leader History

NO	NAME	FROM LAP	LAPS LED	DISTANCE	VEHICLE
76	**D.HART / O.HART**	1	1	3.66 miles	AC Cobra Daytona Coupe
192	**THOMAS / LOCKIE**	2	9	32.94 miles	Shelby Daytona Cobra
32	**John SPIERS**	11	2	7.32 miles	TVR Griffith
21	**COTTINGHAM / BRYANT**	13	1	3.66 miles	AC Cobra
192	**THOMAS / LOCKIE**	14	7	25.62 miles	Shelby Daytona Cobra

Silverstone GP

Weather / Track : Bright / Dry

Circuit Length = 3.6604 miles

These results are provisional until the conclusion of any judicial and technical matters.

Start: 14:00 Flag 14:51 End: 14:55

Clerk Of Course :		Timekeeper :

Silverstone Classic

International Trophy for Classic GT Cars (Pre '66)

RACE 18 - STATISTICS

CLASS : C2

6 Starters

Fastest Lap History

NO	NAME	LAP TIME	TIME OF DAY	LAP	VEHICLE
29	**AHLERS / BELLINGER**	**2:51.463**	14:03:25.620	1	Morgan Plus 4 SLR
29	**AHLERS / BELLINGER**	**2:42.292**	14:06:07.912	2	Morgan Plus 4 SLR
191	**HOLME / GREENSALL**	**2:41.725**	14:06:16.053	2	Austin Healey 3000 Mk2
29	**AHLERS / BELLINGER**	**2:40.548**	14:08:48.459	3	Morgan Plus 4 SLR
133	**BELL / LEIGH**	**2:40.379**	14:17:03.937	6	Austin Healey 3000
29	**AHLERS / BELLINGER**	**2:40.372**	14:22:16.759	8	Morgan Plus 4 SLR
96	**NYBLAEUS / WELCH**	**2:39.302**	14:29:19.377	10	Austin Healey 3000
29	**AHLERS / BELLINGER**	**2:37.511**	14:31:35.182	11	Morgan Plus 4 SLR
29	**AHLERS / BELLINGER**	**2:37.164**	14:36:49.953	13	Morgan Plus 4 SLR

Leader History

NO	NAME	FROM LAP	LAPS LED	DISTANCE	VEHICLE
29	**AHLERS / BELLINGER**	1	9	32.94 miles	Morgan Plus 4 SLR
207	**HARRIS / WILMOTH**	10	1	3.66 miles	Austin Healey 3000
29	**AHLERS / BELLINGER**	11	9	32.94 miles	Morgan Plus 4 SLR

Silverstone GP

Weather / Track : Bright / Dry

Circuit Length = 3.6604 miles

These results are provisional until the conclusion of any judicial and technical matters.

Start: 14:00 Flag 14:51 End: 14:55

Clerk Of Course :		Timekeeper :

Silverstone Classic

International Trophy for Classic GT Cars (Pre '66)

RACE 18 - STATISTICS

CLASS : B1

2 Starters

Fastest Lap History

NO	NAME	LAP TIME	TIME OF DAY	LAP	VEHICLE
168	**GORDON / FINBURGH**	**3:07.082**	14:03:41.231	1	Lotus Elite
168	**GORDON / FINBURGH**	**2:51.341**	14:06:32.574	2	Lotus Elite
168	**GORDON / FINBURGH**	**2:51.164**	14:12:18.612	4	Lotus Elite
168	**GORDON / FINBURGH**	**2:50.476**	14:15:09.089	5	Lotus Elite
168	**GORDON / FINBURGH**	**2:48.971**	14:17:58.059	6	Lotus Elite
168	**GORDON / FINBURGH**	**2:48.503**	14:20:46.564	7	Lotus Elite
168	**GORDON / FINBURGH**	**2:48.262**	14:39:03.102	13	Lotus Elite
168	**GORDON / FINBURGH**	**2:46.487**	14:41:49.588	14	Lotus Elite
168	**GORDON / FINBURGH**	**2:45.629**	14:52:56.691	18	Lotus Elite

Leader History

NO	NAME	FROM LAP	LAPS LED	DISTANCE	VEHICLE
168	**GORDON / FINBURGH**	1	18	65.88 miles	Lotus Elite

Silverstone GP

Weather / Track : Bright / Dry

Circuit Length = 3.6604 miles

These results are provisional until the conclusion of any judicial and technical matters.

Start: 14:00 Flag 14:51 End: 14:55

Clerk Of Course :		Timekeeper :

Silverstone Classic

International Trophy for Classic GT Cars (Pre '66)

RACE 18 - STATISTICS

CLASS : C1

8 Starters

Fastest Lap History

NO	NAME	LAP TIME	TIME OF DAY	LAP	VEHICLE
47	**PAUL / BOURNE**	**2:56.074**	14:03:30.232	1	TVR Grantura
47	**PAUL / BOURNE**	**2:45.247**	14:06:15.479	2	TVR Grantura
47	**PAUL / BOURNE**	**2:43.923**	14:08:59.400	3	TVR Grantura
47	**PAUL / BOURNE**	**2:42.785**	14:14:26.249	5	TVR Grantura
47	**PAUL / BOURNE**	**2:42.254**	14:25:19.718	9	TVR Grantura
107	**BURNETT / SWIFT**	**2:41.967**	14:43:34.132	15	Ogle SX 1000
107	**BURNETT / SWIFT**	**2:41.363**	14:46:15.495	16	Ogle SX 1000

Leader History

NO	NAME	FROM LAP	LAPS LED	DISTANCE	VEHICLE
47	**PAUL / BOURNE**	1	11	40.26 miles	TVR Grantura
152	**WEST / WILKINSON**	12	1	3.66 miles	MGB Roadster
47	**PAUL / BOURNE**	13	4	14.64 miles	TVR Grantura
107	**BURNETT / SWIFT**	17	3	10.98 miles	Ogle SX 1000

Silverstone GP

Weather / Track : Bright / Dry

Circuit Length = 3.6604 miles

These results are provisional until the conclusion of any judicial and technical matters.

Start: 14:00 Flag 14:51 End: 14:55

Clerk Of Course :		Timekeeper :