LEGENDS OF BRANDS HATCH SUPERPRIX

Brands Hatch GP Circuit

29th / 30th June 2019

Results Provided by Timing Solutions Ltd
www.tsl-timing.com

Brands Hatch GP

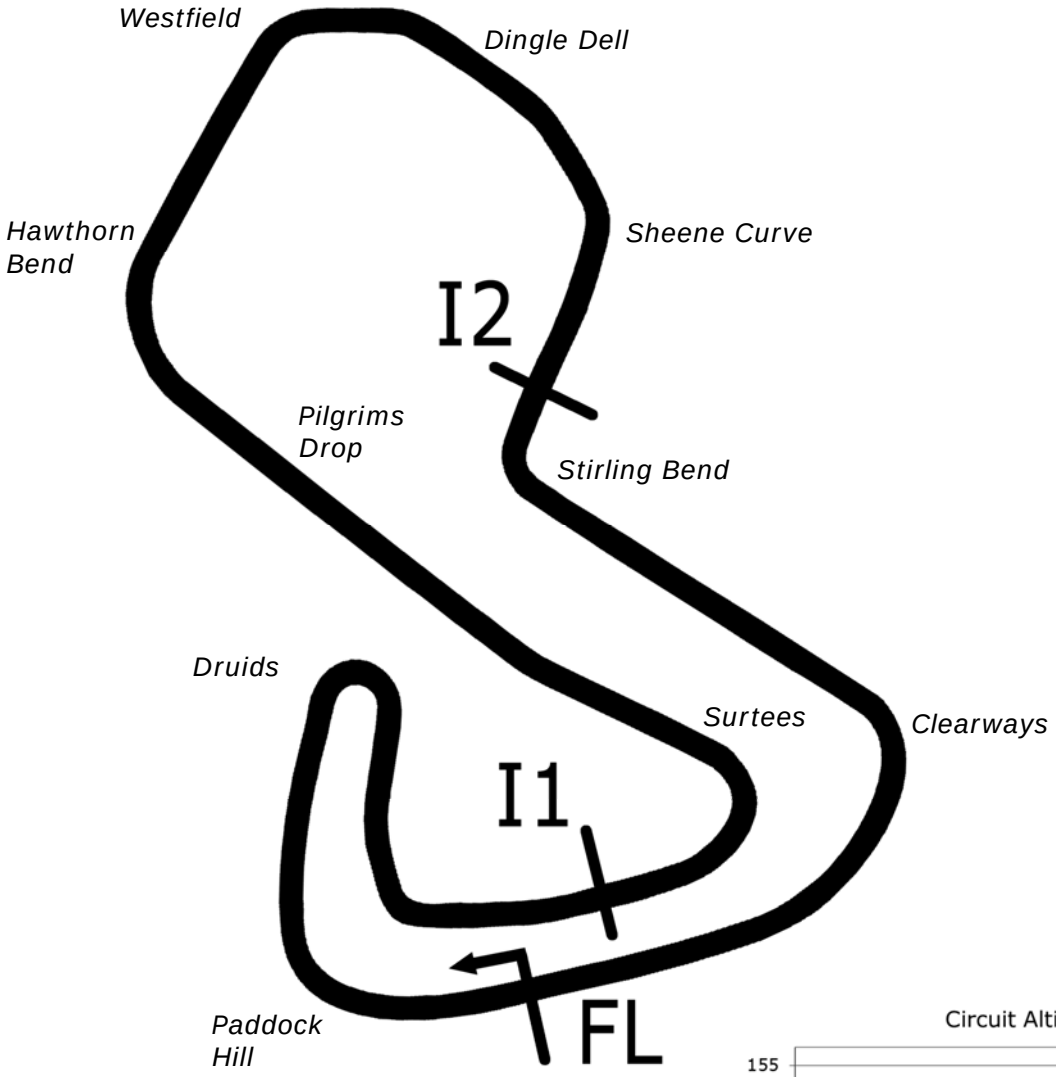

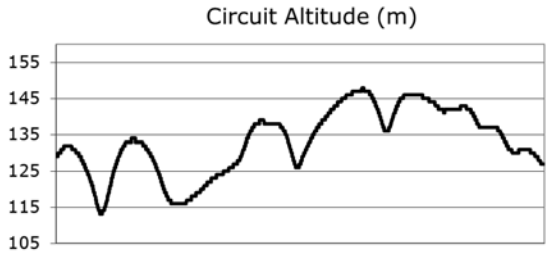

Length	2.4332 miles	3916.0 m	
FL		51.36032 N	0.26032 E
I1	1116m	51.35934 N	0.25955 E
I2	2928m	51.35532 N	0.26250 E
Pit Entry	3646m	51.35911 N	0.25743 E
Pit Exit	26m after FL	51.36027 N	0.26078 E

Pit Entry–Pit Exit 277m, 16.6s @60kph, 12.4s @80kph

All results available at www.tsl-timing.com

Sheet No:

Legends of Brands Hatch Superprix

HSCC Historic Formula Ford

QUALIFYING - RACE 1 - CLASSIFICATION

POS	NO	CL	PIC	NAME	ENTRY	TIME	ON	LAPS	GAP	DIFF	MPH
1	7		1	Cameron JACKSON	Winkelmann WDF2	1:38.065	4	6			89.32
2	97		2	Ed THURSTON	Merlyn Mk20A	1:38.542	5	8	0.477	0.477	88.89
3	64		3	Benjamin TUSTING	Merlyn Mk20A	1:39.334	6	8	1.269	0.792	88.18
4	76		4	Pierre LIVINGSTON	Merlyn Mk20A	1:39.366	8	8	1.301	0.032	88.15
5	158 *		5	Linton STUTELY	Royale RP3	1:39.690	2	6	1.625	0.324	87.87
6	5		6	Richard TARLING	Jayman T2	1:39.712	5	5	1.647	0.022	87.85
7	53	50	1	Clive RICHARDS	Merlyn Mk20	1:39.756	8	8	1.691	0.044	87.81
8	21		7	Ross DRYBROUGH	Merlyn Mk20 AS	1:39.880	6	8	1.815	0.124	87.70
9	70		8	Daniel STANZL	Elden Mk8	1:40.054	8	8	1.989	0.174	87.55
10	37		9	Will NUTHALL	Jamun T2	1:40.132	8	8	2.067	0.078	87.48
11	17	50	2	Brian MORRIS	Lola T202	1:40.265	5	8	2.200	0.133	87.36
12	69	50	3	Tiff NEEDELL	Lotus 69F	1:40.545	5	8	2.480	0.280	87.12
13	36	50	4	Rob SMITH	Merlyn Mk20	1:40.559	5	8	2.494	0.014	87.11
14	89	50	5	Ted PEARSON	Merlyn Mk11/17	1:40.800	6	8	2.735	0.241	86.90
15	166	50	6	Greg THORNTON	Titan Mk3/4	1:41.582	6	8	3.517	0.782	86.23
16	22	50	7	Tim BRISE	Merlyn Mk20	1:41.784	4	8	3.719	0.202	86.06
17	96	50	8	Antony ROSS	Lola T204	1:41.797	7	8	3.732	0.013	86.05
18	20	50	9	Kevin STANZL	Merlyn Mk20	1:42.793	4	8	4.728	0.996	85.21
19	41	50	10	Paul UNSWORTH	Palliser WDF3	1:43.298	8	8	5.233	0.505	84.80
20	27	50	11	Dick DIXON	Lotus 61	1:44.214	7	8	6.149	0.916	84.05
21	63	50	12	Matthew STURMER	Macon MR8	1:44.586	8	8	6.521	0.372	83.75
22	82		10	Lee PENSON	Lotus 51A	1:44.915	6	7	6.850	0.329	83.49
23	47	50	13	Louis HANJOUL	Elden Mk8/10	1:44.938	6	7	6.873	0.023	83.47
24	87		11	Ian JEARY	Elden Mk8	1:45.030	4	6	6.965	0.092	83.40
25	26	50	14	John SLACK	Lola T200	1:45.770	7	7	7.705	0.740	82.81
26	19	50	15	Stephen KING	Macon MR8	1:46.676	4	7	8.611	0.906	82.11
27	77	50	16	Chris SHARPLES	Palliser WDF1	1:46.994	3	7	8.929	0.318	81.87
28	93	50	17	Rudolf ERNST	Titan Mk6	1:48.277	5	7	10.212	1.283	80.90
29	85		12	Freddie LILLINGSTON-PRICE	Merlyn Mk11	1:49.936	7	7	11.871	1.659	79.68
30	9	50	18	Kevin WILLIAMS	Merlyn Mk20A	1:51.772	7	7	13.707	1.836	78.37
31	11 *	50	19	Steve MANSELL	Macon MR8	1:55.699	3	4	17.634	3.927	75.71

***Cars 11 & 158 require working transponders - Regulation Q12.2.1 refers.**
A 30 second penalty will be applied if not working in the race.

Brands Hatch GP
Circuit Length = 2.4332 miles
Start: 09:00 Flag 09:15 End: 09:17

Weather / Track : Sunny / Dry
These results are provisional until the conclusion of any judicial and technical matters.

Clerk Of Course : Julian Floyd		Timekeeper : Nick Palmer

Results can be found at www.tsl-timing.com

Printed - 09:17 Saturday, 29 June 2019

Legends of Brands Hatch Superprix

HSCC Historic Formula Ford

QUALIFYING - RACE 1 - SECTOR ANALYSIS

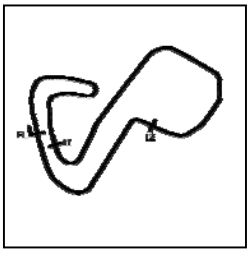

SECTOR 1 = FL to I1, SECTOR 2 = I1 to I2, SECTOR 3 = I2 to FL, DIFF = Difference To Personal Best Lap, P = Crossed Finish Line in Pit Lane, D = Time Disallowed

P1 7 Cameron JACKSON — Winkelmann WDF2

IDEAL LAP TIME : 1:38.046 BEST LAP TIME : 1:38.065 DIFFERENCE : 0.019

LAP	SECTOR 1		SECTOR 2		SECTOR 3		LAP TIME	MPH	DIFF	TIME OF DAY
1 -	OUTLAP	91.3	45.282	88.0	24.223	108.5	1:43.449	84.67	5.384	09:03:54.457
2 -	31.111	93.5	44.128	90.0	23.952	110.1	1:39.191	88.31	1.126	09:05:33.648
3 -	30.785	93.8	44.112	91.5	23.720	110.9	1:38.617 (3)	88.82	0.552	09:07:12.265
4 -	***30.590***	94.3	***43.786***	92.1	23.689	110.5	***1:38.065 (1)***	***89.32***		***09:08:50.330***
5 -	32.095	88.6	45.898	71.6	24.599	111.1	1:42.592	85.38	4.527	09:10:32.922
6 -	30.713	94.2	43.920	***92.8***	***23.670***	***111.2***	1:38.303 (2)	89.11	0.238	09:12:11.225

P2 97 Ed THURSTON — Merlyn Mk20A

IDEAL LAP TIME : 1:38.292 BEST LAP TIME : 1:38.542 DIFFERENCE : 0.250

LAP	SECTOR 1		SECTOR 2		SECTOR 3		LAP TIME	MPH	DIFF	TIME OF DAY
1 -	OUTLAP	91.0	45.322	82.4	24.378	108.4	1:44.194	84.07	5.652	09:03:58.841
2 -	31.236	92.1	44.690	85.0	24.202	109.4	1:40.128	87.48	1.586	09:05:38.969
3 -	31.091	91.9	43.902	89.3	23.857	109.8	1:38.850 (3)	88.61	0.308	09:07:17.819
4 -	31.086	92.8	43.890	***91.1***	23.752	111.2	1:38.728 (2)	88.72	0.186	09:08:56.547
5 -	30.925	93.2	***43.792***	89.9	23.825	110.0	***1:38.542 (1)***	***88.89***		***09:10:35.089***
6 -	31.289	92.4	43.924	***91.1***	***23.663***	110.3	1:38.876	88.59	0.334	09:12:13.965
7 -	***30.837***	93.9	44.453	83.9	25.161	***113.3***	1:40.451	87.20	1.909	09:13:54.416
8 -	31.178	***94.2***	45.923	75.8	24.502	110.9	1:41.603	86.21	3.061	09:15:36.019

P3 64 Benjamin TUSTING — Merlyn Mk20A

IDEAL LAP TIME : 1:38.900 BEST LAP TIME : 1:39.334 DIFFERENCE : 0.434

LAP	SECTOR 1		SECTOR 2		SECTOR 3		LAP TIME	MPH	DIFF	TIME OF DAY
1 -	OUTLAP	91.4	45.552	88.5	24.175	109.2	1:44.089	84.15	4.755	09:03:55.957
2 -	31.717	91.9	44.737	90.3	23.842	109.4	1:40.296	87.33	0.962	09:05:36.253
3 -	31.441	92.4	44.514	90.5	23.936	109.4	1:39.891	87.69	0.557	09:07:16.144
4 -	31.188	92.5	44.493	90.4	23.858	109.1	1:39.539 (3)	88.00	0.205	09:08:55.683
5 -	31.199	92.3	44.839	88.7	***23.785***	***111.8***	1:39.823	87.75	0.489	09:10:35.506
6 -	31.422	93.8	***44.009***	***91.4***	23.903	110.9	***1:39.334 (1)***	***88.18***		***09:12:14.840***
7 -	31.152	***94.1***	44.344	89.3	23.884	108.9	1:39.380 (2)	88.14	0.046	09:13:54.220
8 -	***31.106***	93.9	45.625	75.1	26.129	108.0	1:42.860	85.16	3.526	09:15:37.080

P4 76 Pierre LIVINGSTON — Merlyn Mk20A

IDEAL LAP TIME : 1:39.362 BEST LAP TIME : 1:39.366 DIFFERENCE : 0.004

LAP	SECTOR 1		SECTOR 2		SECTOR 3		LAP TIME	MPH	DIFF	TIME OF DAY
1 -	OUTLAP	92.4	47.003	75.9	28.027	95.5	1:49.315	80.13	9.949	09:04:01.955
2 -	32.905	93.3	46.320	78.1	25.212	110.1	1:44.437	83.87	5.071	09:05:46.392
3 -	31.981	93.0	45.290	79.1	24.981	109.4	1:42.252	85.66	2.886	09:07:28.644
4 -	31.350	94.5	45.276	78.5	24.549	109.2	1:41.175	86.58	1.809	09:09:09.819
5 -	31.083	93.5	44.924	85.8	24.061	109.8	1:40.068 (2)	87.53	0.702	09:10:49.887
6 -	32.122	93.7	44.846	83.3	***23.796***	112.5	1:40.764 (3)	86.93	1.398	09:12:30.651
7 -	31.044	***94.9***	46.109	87.2	23.964	111.1	1:41.117	86.63	1.751	09:14:11.768
8 -	***30.983***	94.5	***44.583***	***88.1***	23.800	***113.3***	***1:39.366 (1)***	***88.15***		***09:15:51.134***

P5 158 Linton STUTELY — Royale RP3

IDEAL LAP TIME : BEST LAP TIME : 1:39.690 DIFFERENCE :

LAP	SECTOR 1		SECTOR 2		SECTOR 3		LAP TIME	MPH	DIFF	TIME OF DAY
1 -							1:40.664	87.02	0.974	09:05:43.428
2 -							***1:39.690 (1)***	***87.87***		***09:07:23.118***
3 -							1:39.851	87.72	0.161	09:09:02.969
4 -							1:39.734 (2)	87.83	0.044	09:10:42.703
5 -							1:41.104	86.64	1.414	09:12:23.807
6 -							1:39.753 (3)	87.81	0.063	09:14:03.560

Weather / Track : Sunny / Dry

Brands Hatch GP
Circuit Length = 2.4332 miles
Start: 09:00 Flag 09:15 End: 09:17

Legends of Brands Hatch Superprix

HSCC Historic Formula Ford

QUALIFYING - RACE 1 - SECTOR ANALYSIS

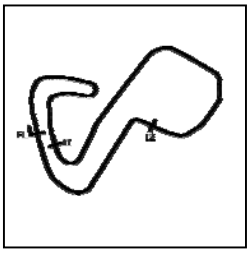

SECTOR 1 = FL to I1, SECTOR 2 = I1 to I2, SECTOR 3 = I2 to FL, DIFF = Difference To Personal Best Lap, P = Crossed Finish Line in Pit Lane, D = Time Disallowed

P6 5 Richard TARLING — Jayman T2

IDEAL LAP TIME : 1:39.607 BEST LAP TIME : 1:39.712 DIFFERENCE : 0.105

LAP	SECTOR 1		SECTOR 2		SECTOR 3		LAP TIME		MPH	DIFF	TIME OF DAY
1 -	OUTLAP	75.1	50.745	83.4	26.923	95.8	1:54.968		76.19	15.256	09:04:45.865
2 -	34.029	83.6	47.963	84.7	IN PIT		6:28.854	P	22.52	4:49.142	09:11:14.719
3 -	OUTLAP	90.3	45.467	88.3	24.043	***110.5***	1:45.007		83.42	5.295	09:12:59.726
4 -	31.100	93.7	***44.596***	***91.6***	***24.017***	***110.5***	1:39.713	(2)	87.85	0.001	09:14:39.439
5 -	***30.994***	***94.1***	44.669	89.8	24.049	***110.5***	***1:39.712***	(1)	***87.85***		***09:16:19.151***

P7 53 50 Clive RICHARDS — Merlyn Mk20

IDEAL LAP TIME : 1:39.485 BEST LAP TIME : 1:39.756 DIFFERENCE : 0.271

LAP	SECTOR 1		SECTOR 2		SECTOR 3		LAP TIME		MPH	DIFF	TIME OF DAY
1 -	OUTLAP	89.5	47.387	79.2	24.961	108.0	1:48.684		80.59	8.928	09:04:06.360
2 -	32.056	91.1	45.678	88.0	24.383	109.2	1:42.117		85.78	2.361	09:05:48.477
3 -	32.010	93.4	45.513	87.7	24.141	111.4	1:41.664		86.16	1.908	09:07:30.141
4 -	31.277	92.9	44.555	84.6	24.284	***113.1***	1:40.116	(3)	87.49	0.360	09:09:10.257
5 -	31.339	***94.9***	44.820	89.5	24.046	111.4	1:40.205		87.41	0.449	09:10:50.462
6 -	31.159	91.9	44.616	89.9	23.989	110.3	1:39.764	(2)	87.80	0.008	09:12:30.226
7 -	***31.017***	93.8	45.661	91.0	24.225	108.7	1:40.903		86.81	1.147	09:14:11.129
8 -	31.288	91.3	***44.540***	***91.6***	***23.928***	110.0	***1:39.756***	(1)	***87.81***		***09:15:50.885***

P8 21 Ross DRYBROUGH — Merlyn Mk20 AS

IDEAL LAP TIME : 1:39.510 BEST LAP TIME : 1:39.880 DIFFERENCE : 0.370

LAP	SECTOR 1		SECTOR 2		SECTOR 3		LAP TIME		MPH	DIFF	TIME OF DAY
1 -	OUTLAP	87.3	47.880	71.4	24.757	112.9	1:48.700		80.58	8.820	09:04:06.990
2 -	32.121	92.0	45.274	83.0	24.252	114.1	1:41.647		86.17	1.767	09:05:48.637
3 -	31.562	92.3	45.090	84.4	24.281	111.6	1:40.933		86.78	1.053	09:07:29.570
4 -	31.555	92.1	44.653	83.5	24.147	***114.9***	1:40.355	(2)	87.28	0.475	09:09:09.925
5 -	31.474	92.6	45.609	85.0	24.738	111.8	1:41.821		86.03	1.941	09:10:51.746
6 -	31.348	93.5	***44.424***	***85.7***	***24.108***	112.9	***1:39.880***	(1)	***87.70***		***09:12:31.626***
7 -	31.342	93.8	45.046	85.2	24.149	113.9	1:40.537	(3)	87.13	0.657	09:14:12.163
8 -	***30.978***	***94.7***	48.386	78.8	24.707	100.7	1:44.071		84.17	4.191	09:15:56.234

P9 70 Daniel STANZL — Elden Mk8

IDEAL LAP TIME : 1:39.940 BEST LAP TIME : 1:40.054 DIFFERENCE : 0.114

LAP	SECTOR 1		SECTOR 2		SECTOR 3		LAP TIME		MPH	DIFF	TIME OF DAY
1 -	OUTLAP	89.5	48.913	78.7	24.957	110.0	1:50.267		79.44	10.213	09:04:04.146
2 -	32.285	91.9	45.342	89.1	24.558	110.0	1:42.185		85.72	2.131	09:05:46.331
3 -	31.832	92.3	44.805	***91.3***	24.632	112.5	1:41.269		86.50	1.215	09:07:27.600
4 -	31.914	92.9	45.960	77.1	25.753	111.4	1:43.627		84.53	3.573	09:09:11.227
5 -	31.759	91.0	44.941	87.3	24.025	***114.9***	1:40.725	(3)	86.96	0.671	09:10:51.952
6 -	32.224	91.6	49.785	84.9	24.185	110.0	1:46.194		82.48	6.140	09:12:38.146
7 -	31.904	91.6	***44.742***	90.8	24.000	111.4	1:40.646	(2)	87.03	0.592	09:14:18.792
8 -	***31.249***	***94.1***	44.856	88.3	***23.949***	112.5	***1:40.054***	(1)	***87.55***		***09:15:58.846***

P10 37 Will NUTHALL — Jamun T2

IDEAL LAP TIME : 1:40.001 BEST LAP TIME : 1:40.132 DIFFERENCE : 0.131

LAP	SECTOR 1		SECTOR 2		SECTOR 3		LAP TIME		MPH	DIFF	TIME OF DAY
1 -	OUTLAP	90.0	47.603	83.5	24.702	108.4	1:48.169		80.98	8.037	09:04:03.499
2 -	32.113	93.0	45.889	82.0	24.498	108.4	1:42.500		85.46	2.368	09:05:45.999
3 -	31.660	91.5	45.236	86.8	24.426	108.0	1:41.322		86.45	1.190	09:07:27.321
4 -	31.638	91.1	44.890	86.9	24.307	108.2	1:40.835		86.87	0.703	09:09:08.156
5 -	31.344	92.6	***44.715***	***89.0***	24.189	108.0	1:40.248	(2)	87.38	0.116	09:10:48.404
6 -	***31.308***	92.1	44.836	87.9	24.169	108.2	1:40.313	(3)	87.32	0.181	09:12:28.717
7 -	36.809	74.3	48.203	85.4	24.531	110.5	1:49.543		79.96	9.411	09:14:18.260
8 -	31.309	***93.5***	44.845	87.0	***23.978***	***112.4***	***1:40.132***	(1)	***87.48***		***09:15:58.392***

Weather / Track : Sunny / Dry

Brands Hatch GP
Circuit Length = 2.4332 miles
Start: 09:00 Flag 09:15 End: 09:17

Legends of Brands Hatch Superprix

HSCC Historic Formula Ford

QUALIFYING - RACE 1 - SECTOR ANALYSIS

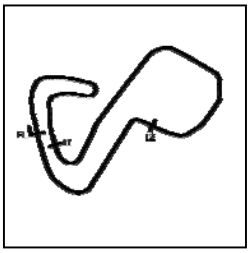

SECTOR 1 = FL to I1, SECTOR 2 = I1 to I2, SECTOR 3 = I2 to FL, DIFF = Difference To Personal Best Lap, P = Crossed Finish Line in Pit Lane, D = Time Disallowed

P11 17 50 Brian MORRIS — Lola T202

IDEAL LAP TIME : 1:40.209 BEST LAP TIME : 1:40.265 DIFFERENCE : 0.056

LAP	SECTOR 1		SECTOR 2		SECTOR 3		LAP TIME		MPH	DIFF	TIME OF DAY
1 -	OUTLAP	88.6	47.705	71.0	24.884	110.5	1:47.798		81.26	7.533	09:04:07.737
2 -	32.553	88.5	46.827	82.4	24.327	***110.9***	1:43.707		84.46	3.442	09:05:51.444
3 -	31.655	92.1	45.462	83.8	24.439	109.6	1:41.556	**(3)**	86.25	1.291	09:07:33.000
4 -	31.459	91.9	45.690	87.4	24.438	108.9	1:41.587		86.22	1.322	09:09:14.587
5 -	31.451	91.9	***44.739***	***87.8***	***24.075***	109.4	***1:40.265***	**(1)**	***87.36***		***09:10:54.852***
6 -	***31.395***	***92.8***	45.341	81.4	24.491	108.7	1:41.227	**(2)**	86.53	0.962	09:12:36.079
7 -	31.672	92.1	45.582	86.4	24.436	108.4	1:41.690		86.14	1.425	09:14:17.769
8 -	31.738	92.5	45.994	81.5	26.655	87.2	1:44.387		83.91	4.122	09:16:02.156

P12 69 50 Tiff NEEDELL — Lotus 69F

IDEAL LAP TIME : 1:40.512 BEST LAP TIME : 1:40.545 DIFFERENCE : 0.033

LAP	SECTOR 1		SECTOR 2		SECTOR 3		LAP TIME		MPH	DIFF	TIME OF DAY
1 -	OUTLAP	89.4	47.331	81.9	24.832	111.4	1:47.410		81.55	6.865	09:04:08.185
2 -	32.323	***93.4***	46.193	87.1	***24.252***	***111.6***	1:42.768		85.23	2.223	09:05:50.953
3 -	31.492	92.4	45.175	***89.9***	24.514	109.2	1:41.181		86.57	0.636	09:07:32.134
4 -	31.719	91.9	45.074	86.3	24.583	109.6	1:41.376		86.40	0.831	09:09:13.510
5 -	***31.440***	91.6	***44.820***	89.0	24.285	109.6	***1:40.545***	**(1)**	***87.12***		***09:10:54.055***
6 -	31.460	92.1	44.897	88.3	24.434	109.1	1:40.791	**(2)**	86.91	0.246	09:12:34.846
7 -	31.505	92.0	46.556	89.5	24.381	108.5	1:42.442		85.51	1.897	09:14:17.288
8 -	31.673	91.4	44.913	87.7	24.323	109.1	1:40.909	**(3)**	86.80	0.364	09:15:58.197

P13 36 50 Rob SMITH — Merlyn Mk20

IDEAL LAP TIME : 1:39.957 BEST LAP TIME : 1:40.559 DIFFERENCE : 0.602

LAP	SECTOR 1		SECTOR 2		SECTOR 3		LAP TIME		MPH	DIFF	TIME OF DAY
1 -	OUTLAP	86.5	48.219	75.8	25.012	109.2	1:50.646		79.16	10.087	09:04:06.921
2 -	32.792	92.4	45.013	83.3	24.124	***114.7***	1:41.929		85.94	1.370	09:05:48.850
3 -	32.474	92.6	50.494	67.4	26.165	110.1	1:49.133		80.26	8.574	09:07:37.983
4 -	31.523	93.9	44.972	84.9	24.170	110.9	1:40.665	**(2)**	87.01	0.106	09:09:18.648
5 -	31.771	93.4	44.749	***88.1***	***24.039***	111.1	***1:40.559***	**(1)**	***87.11***		***09:10:59.207***
6 -	31.545	93.8	45.970	75.8	26.579	112.0	1:44.094		84.15	3.535	09:12:43.301
7 -	***31.495***	***94.3***	***44.423***	84.0	24.950	110.5	1:40.868	**(3)**	86.84	0.309	09:14:24.169
8 -	31.567	93.3	45.151	86.1	24.466	110.7	1:41.184		86.57	0.625	09:16:05.353

P14 89 50 Ted PEARSON — Merlyn Mk11/17

IDEAL LAP TIME : 1:40.351 BEST LAP TIME : 1:40.800 DIFFERENCE : 0.449

LAP	SECTOR 1		SECTOR 2		SECTOR 3		LAP TIME		MPH	DIFF	TIME OF DAY
1 -	OUTLAP	88.3	47.831	72.2	24.890	***112.7***	1:48.205		80.95	7.405	09:04:07.365
2 -	32.553	91.5	46.098	79.1	24.543	110.7	1:43.194		84.88	2.394	09:05:50.559
3 -	***31.335***	***93.3***	47.542	80.0	24.851	110.1	1:43.728		84.45	2.928	09:07:34.287
4 -	34.514	87.4	47.376	87.3	24.312	110.9	1:46.202		82.48	5.402	09:09:20.489
5 -	31.419	92.9	45.288	78.3	24.682	110.1	1:41.389	**(3)**	86.39	0.589	09:11:01.878
6 -	31.593	92.8	44.903	***90.4***	***24.304***	110.3	***1:40.800***	**(1)**	***86.90***		***09:12:42.678***
7 -	31.493	93.0	***44.712***	88.3	24.771	109.1	1:40.976	**(2)**	86.75	0.176	09:14:23.654
8 -	33.896	73.9	46.752	84.5	24.648	105.6	1:45.296		83.19	4.496	09:16:08.950

P15 166 50 Greg THORNTON — Titan Mk3/4

IDEAL LAP TIME : 1:41.550 BEST LAP TIME : 1:41.582 DIFFERENCE : 0.032

LAP	SECTOR 1		SECTOR 2		SECTOR 3		LAP TIME		MPH	DIFF	TIME OF DAY
1 -	OUTLAP	74.8	49.290	72.2	25.874	106.6	1:52.356		77.96	10.774	09:04:21.010
2 -	34.384	87.3	47.215	76.1	25.297	***107.3***	1:46.896		81.94	5.314	09:06:07.906
3 -	32.477	89.0	46.833	75.8	25.161	106.6	1:44.471		83.84	2.889	09:07:52.377
4 -	32.572	89.1	46.417	79.7	24.986	***107.3***	1:43.975		84.24	2.393	09:09:36.352
5 -	32.112	89.3	46.389	81.0	24.804	107.0	1:43.305		84.79	1.723	09:11:19.657
6 -	***31.771***	***90.6***	***45.135***	82.9	24.676	***107.3***	***1:41.582***	**(1)**	***86.23***		***09:13:01.239***
7 -	31.880	90.4	45.454	***84.0***	24.648	***107.3***	1:41.982	**(2)**	85.89	0.400	09:14:43.221
8 -	31.933	89.9	45.998	83.0	***24.644***	***107.3***	1:42.575	**(3)**	85.39	0.993	09:16:25.796

Weather / Track : Sunny / Dry

Brands Hatch GP
Circuit Length = 2.4332 miles
Start: 09:00 Flag 09:15 End: 09:17

Legends of Brands Hatch Superprix

HSCC Historic Formula Ford

QUALIFYING - RACE 1 - SECTOR ANALYSIS

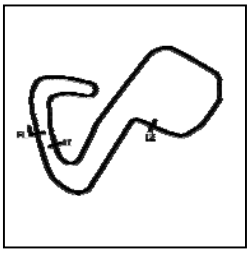

SECTOR 1 = FL to I1, SECTOR 2 = I1 to I2, SECTOR 3 = I2 to FL, DIFF = Difference To Personal Best Lap, P = Crossed Finish Line in Pit Lane, D = Time Disallowed

P16 22 50 Tim BRISE Merlyn Mk20

IDEAL LAP TIME : 1:41.696 BEST LAP TIME : 1:41.784 DIFFERENCE : 0.088

LAP	SECTOR 1		SECTOR 2		SECTOR 3		LAP TIME		MPH	DIFF	TIME OF DAY
1 -	OUTLAP	89.9	46.923	83.2	24.720	112.7	1:47.020		81.85	5.236	09:04:08.454
2 -	32.294	***93.2***	46.675	81.5	24.530	112.5	1:43.499		84.63	1.715	09:05:51.953
3 -	32.077	90.5	45.660	82.5	24.656	***112.9***	1:42.393		85.55	0.609	09:07:34.346
4 -	31.843	92.8	***45.423***	85.3	***24.518***	110.9	***1:41.784***	**(1)**	***86.06***		***09:09:16.130***
5 -	31.830	92.5	45.705	85.8	24.727	110.1	1:42.262	**(3)**	85.66	0.478	09:10:58.392
6 -	32.063	91.6	45.730	86.0	24.598	110.3	1:42.391		85.55	0.607	09:12:40.783
7 -	***31.755***	92.0	45.552	***89.5***	24.878	109.8	1:42.185	**(2)**	85.72	0.401	09:14:22.968
8 -	31.904	92.3	45.532	86.5	24.965	109.8	1:42.401		85.54	0.617	09:16:05.369

P17 96 50 Antony ROSS Lola T204

IDEAL LAP TIME : 1:41.609 BEST LAP TIME : 1:41.797 DIFFERENCE : 0.188

LAP	SECTOR 1		SECTOR 2		SECTOR 3		LAP TIME		MPH	DIFF	TIME OF DAY
1 -	OUTLAP	83.5	47.445	76.2	25.083	108.7	1:51.268		78.72	9.471	09:04:17.813
2 -	33.394	88.7	46.921	80.1	24.720	110.1	1:45.035		83.39	3.238	09:06:02.848
3 -	33.228	89.2	46.267	84.5	24.771	110.1	1:44.266		84.01	2.469	09:07:47.114
4 -	32.222	***91.9***	46.120	***87.6***	24.581	110.7	1:42.923		85.11	1.126	09:09:30.037
5 -	32.618	89.3	46.032	84.2	24.761	***110.9***	1:43.411		84.70	1.614	09:11:13.448
6 -	32.149	90.8	45.735	86.2	24.532	110.3	1:42.416	**(2)**	85.53	0.619	09:12:55.864
7 -	32.190	91.1	***45.213***	87.1	***24.394***	109.6	***1:41.797***	**(1)**	***86.05***		***09:14:37.661***
8 -	***32.002***	91.5	45.762	86.8	24.868	109.8	1:42.632	**(3)**	85.35	0.835	09:16:20.293

P18 20 50 Kevin STANZL Merlyn Mk20

IDEAL LAP TIME : 1:42.244 BEST LAP TIME : 1:42.793 DIFFERENCE : 0.549

LAP	SECTOR 1		SECTOR 2		SECTOR 3		LAP TIME		MPH	DIFF	TIME OF DAY
1 -	OUTLAP	87.1	47.642	79.6	25.237	107.7	1:49.136		80.26	6.343	09:04:11.446
2 -	32.592	89.4	46.080	81.8	24.747	109.1	1:43.419		84.70	0.626	09:05:54.865
3 -	32.705	89.8	46.457	82.6	24.922	109.8	1:44.084		84.16	1.291	09:07:38.949
4 -	32.220	91.6	45.852	85.9	***24.721***	***110.1***	***1:42.793***	**(1)**	***85.21***		***09:09:21.742***
5 -	32.305	91.4	***45.529***	85.4	24.989	108.7	1:42.823	**(3)**	85.19	0.030	09:11:04.565
6 -	32.216	91.8	45.767	***86.5***	24.827	108.7	1:42.810	**(2)**	85.20	0.017	09:12:47.375
7 -	32.249	91.8	45.882	86.4	24.884	108.4	1:43.015		85.03	0.222	09:14:30.390
8 -	***31.994***	***92.1***	46.620	80.7	25.000	108.4	1:43.614		84.54	0.821	09:16:14.004

P19 41 50 Paul UNSWORTH Palliser WDF3

IDEAL LAP TIME : 1:43.298 BEST LAP TIME : 1:43.298 DIFFERENCE : 0.000

LAP	SECTOR 1		SECTOR 2		SECTOR 3		LAP TIME		MPH	DIFF	TIME OF DAY
1 -	OUTLAP	80.6	49.239	75.1	26.309	106.0	1:53.665		77.06	10.367	09:04:21.137
2 -	33.701	89.3	47.269	80.6	25.260	106.5	1:46.230		82.46	2.932	09:06:07.367
3 -	32.333	***90.4***	47.159	80.8	25.802	106.1	1:45.294		83.19	1.996	09:07:52.661
4 -	32.866	87.9	46.573	78.8	25.355	***107.2***	1:44.794		83.59	1.496	09:09:37.455
5 -	32.420	89.8	46.407	***83.3***	25.348	104.5	1:44.175	**(2)**	84.08	0.877	09:11:21.630
6 -	32.262	90.3	48.330	80.0	25.267	106.6	1:45.859		82.75	2.561	09:13:07.489
7 -	32.494	87.8	46.714	82.5	25.180	106.8	1:44.388	**(3)**	83.91	1.090	09:14:51.877
8 -	***32.052***	88.7	***46.189***	81.1	***25.057***	107.0	***1:43.298***	**(1)**	***84.80***		***09:16:35.175***

P20 27 50 Dick DIXON Lotus 61

IDEAL LAP TIME : 1:43.887 BEST LAP TIME : 1:44.214 DIFFERENCE : 0.327

LAP	SECTOR 1		SECTOR 2		SECTOR 3		LAP TIME		MPH	DIFF	TIME OF DAY
1 -	OUTLAP	79.7	51.880	72.2	26.608	104.6	1:58.153		74.13	13.939	09:04:30.776
2 -	33.739	87.8	47.219	77.2	25.760	106.3	1:46.718		82.08	2.504	09:06:17.494
3 -	32.963	89.4	46.981	81.6	25.476	107.2	1:45.420		83.09	1.206	09:08:02.914
4 -	32.548	***90.8***	46.500	81.8	25.323	107.3	1:44.371	**(2)**	83.92	0.157	09:09:47.285
5 -	33.107	88.3	***46.393***	81.4	25.274	107.5	1:44.774	**(3)**	83.60	0.560	09:11:32.059
6 -	33.024	89.7	47.017	78.4	***25.174***	***107.7***	1:45.215		83.25	1.001	09:13:17.274
7 -	***32.320***	***90.8***	46.555	***83.3***	25.339	106.1	***1:44.214***	**(1)**	***84.05***		***09:15:01.488***

Weather / Track : Sunny / Dry

Brands Hatch GP
Circuit Length = 2.4332 miles
Start: 09:00 Flag 09:15 End: 09:17

Legends of Brands Hatch Superprix

HSCC Historic Formula Ford

QUALIFYING - RACE 1 - SECTOR ANALYSIS

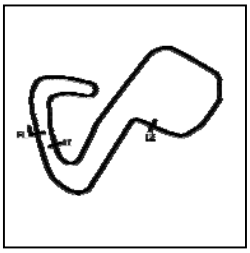

SECTOR 1 = FL to I1, SECTOR 2 = I1 to I2, SECTOR 3 = I2 to FL, DIFF = Difference To Personal Best Lap, P = Crossed Finish Line in Pit Lane, D = Time Disallowed

8 -	32.420	85.3	50.910	73.1	25.627	104.0	1:48.957	80.39	4.743	09:16:50.445

P21 63 50 Matthew STURMER — Macon MR8

IDEAL LAP TIME : 1:44.017 BEST LAP TIME : 1:44.586 DIFFERENCE : 0.569

LAP	SECTOR 1		SECTOR 2		SECTOR 3		LAP TIME		MPH	DIFF	TIME OF DAY
1 -	OUTLAP	82.6	50.109	78.1	26.487	104.3	1:55.335		75.95	10.749	09:04:20.885
2 -	34.853	88.4	47.633	86.2	25.325	106.6	1:47.811		81.25	3.225	09:06:08.696
3 -	32.964	88.3	***46.617***	85.2	25.168	106.0	1:44.749	(2)	83.62	0.163	09:07:53.445
4 -	32.897	89.3	47.715	82.4	***24.829***	***107.2***	1:45.441		83.07	0.855	09:09:38.886
5 -	32.891	89.5	47.283	***87.3***	25.164	106.3	1:45.338		83.15	0.752	09:11:24.224
6 -	***32.571***	89.3	47.436	85.2	24.902	106.5	1:44.909	(3)	83.49	0.323	09:13:09.133
7 -	32.626	88.6	47.126	81.2	25.316	106.0	1:45.068		83.37	0.482	09:14:54.201
8 -	32.654	***89.7***	46.956	86.5	24.976	105.8	***1:44.586***	(1)	***83.75***		***09:16:38.787***

P22 82 Lee PENSON — Lotus 51A

IDEAL LAP TIME : 1:44.856 BEST LAP TIME : 1:44.915 DIFFERENCE : 0.059

LAP	SECTOR 1		SECTOR 2		SECTOR 3		LAP TIME		MPH	DIFF	TIME OF DAY
1 -	OUTLAP	87.2	53.175	***77.4***	26.795	107.8	1:58.364		74.00	13.449	09:04:46.811
2 -	34.370	88.4	50.525	73.8	26.147	107.7	1:51.042		78.88	6.127	09:06:37.853
3 -	34.626	89.8	48.639	77.3	25.575	109.2	1:48.840		80.48	3.925	09:08:26.693
4 -	33.389	84.4	48.708	73.9	26.165	***111.2***	1:48.262		80.91	3.347	09:10:14.955
5 -	33.920	89.0	48.637	76.0	25.461	109.2	1:48.018	(3)	81.09	3.103	09:12:02.973
6 -	***32.356***	***92.6***	***47.182***	77.3	25.377	110.0	***1:44.915***	(1)	***83.49***		***09:13:47.888***
7 -	32.500	92.0	47.411	76.8	***25.318***	109.2	1:45.229	(2)	83.24	0.314	09:15:33.117

P23 47 50 Louis HANJOUL — Elden Mk8/10

IDEAL LAP TIME : 1:44.614 BEST LAP TIME : 1:44.938 DIFFERENCE : 0.324

LAP	SECTOR 1		SECTOR 2		SECTOR 3		LAP TIME		MPH	DIFF	TIME OF DAY
1 -	OUTLAP	79.8	51.566	81.3	27.044	103.5	1:58.699		73.79	13.761	09:04:36.765
2 -	33.967	88.4	50.029	80.7	26.085	104.5	1:50.081		79.57	5.143	09:06:26.846
3 -	33.380	90.0	48.236	82.6	25.540	105.6	1:47.156		81.74	2.218	09:08:14.002
4 -	32.602	***90.9***	47.252	83.3	25.478	105.5	1:45.332	(2)	83.16	0.394	09:09:59.334
5 -	***32.380***	90.6	47.565	80.2	25.731	***106.8***	1:45.676		82.89	0.738	09:11:45.010
6 -	32.704	90.4	***46.936***	85.5	***25.298***	105.0	***1:44.938***	(1)	***83.47***		***09:13:29.948***
7 -	32.490	90.6	47.428	***86.2***	25.469	105.5	1:45.387	(3)	83.12	0.449	09:15:15.335

P24 87 Ian JEARY — Elden Mk8

IDEAL LAP TIME : 1:44.884 BEST LAP TIME : 1:45.030 DIFFERENCE : 0.146

LAP	SECTOR 1		SECTOR 2		SECTOR 3		LAP TIME		MPH	DIFF	TIME OF DAY
1 -	OUTLAP	81.0	52.657	68.1	27.843	103.8	2:01.056		72.36	16.026	09:04:35.611
2 -	36.091	83.4	49.896	84.2	26.369	106.0	1:52.356		77.96	7.326	09:06:27.967
3 -	33.667	89.1	47.641	79.4	25.407	109.6	1:46.715	(3)	82.08	1.685	09:08:14.682
4 -	32.833	***90.3***	***46.978***	81.8	***25.219***	***111.2***	***1:45.030***	(1)	***83.40***		***09:09:59.712***
5 -	***32.687***	90.0	47.392	***85.3***	25.541	108.7	1:45.620	(2)	82.93	0.590	09:11:45.332
6 -	33.709	89.2	47.397	80.0	25.958	106.0	1:47.064		81.81	2.034	09:13:32.396

P25 26 50 John SLACK — Lola T200

IDEAL LAP TIME : 1:45.424 BEST LAP TIME : 1:45.770 DIFFERENCE : 0.346

LAP	SECTOR 1		SECTOR 2		SECTOR 3		LAP TIME		MPH	DIFF	TIME OF DAY
1 -	OUTLAP	69.6	54.435	68.4	27.367	105.8	2:03.672		70.83	17.902	09:04:44.532
2 -	35.944	85.2	51.825	72.7	25.993	106.6	1:53.762		77.00	7.992	09:06:38.294
3 -	33.574	88.7	48.057	76.8	25.692	***108.0***	1:47.323	(3)	81.62	1.553	09:08:25.617
4 -	33.279	***89.1***	49.201	70.1	26.629	105.0	1:49.109		80.28	3.339	09:10:14.726
5 -	33.690	87.8	49.364	72.3	25.652	107.7	1:48.706		80.58	2.936	09:12:03.432
6 -	33.522	83.9	***47.198***	***80.2***	25.607	107.5	1:46.327	(2)	82.38	0.557	09:13:49.759
7 -	***32.838***	88.1	47.544	79.9	***25.388***	106.8	***1:45.770***	(1)	***82.81***		***09:15:35.529***

Weather / Track : Sunny / Dry

Brands Hatch GP
Circuit Length = 2.4332 miles
Start: 09:00 Flag 09:15 End: 09:17

Legends of Brands Hatch Superprix

HSCC Historic Formula Ford

QUALIFYING - RACE 1 - SECTOR ANALYSIS

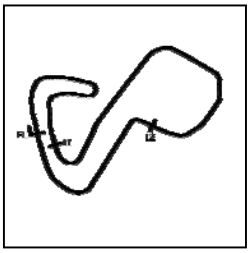

SECTOR 1 = FL to I1, SECTOR 2 = I1 to I2, SECTOR 3 = I2 to FL, DIFF = Difference To Personal Best Lap, P = Crossed Finish Line in Pit Lane, D = Time Disallowed

P26 19 50 Stephen KING Macon MR8

IDEAL LAP TIME : 1:46.386 BEST LAP TIME : 1:46.676 DIFFERENCE : 0.290

LAP	SECTOR 1		SECTOR 2		SECTOR 3		LAP TIME	MPH	DIFF	TIME OF DAY
1 -	OUTLAP	80.3	51.447	70.0	26.581	108.4	1:57.812	74.35	11.136	09:04:31.199
2 -	34.296	86.8	49.589	64.6	26.976	106.8	1:50.861	79.01	4.185	09:06:22.060
3 -	33.768	90.0	48.306	80.5	25.571	108.2	1:47.645 (2)	81.37	0.969	09:08:09.705
4 -	33.311	***90.8***	47.804	78.7	25.561	***108.7***	***1:46.676*** (1)	***82.11***		***09:09:56.381***
5 -	33.605	89.4	48.973	***81.9***	26.192	98.9	1:48.770	80.53	2.094	09:11:45.151
6 -	34.601	89.3	***47.734***	80.6	25.514	108.0	1:47.849 (3)	81.22	1.173	09:13:33.000
7 -	***33.239***	90.1	49.622	78.7	***25.413***	107.5	1:48.274	80.90	1.598	09:15:21.274

P27 77 50 Chris SHARPLES Palliser WDF1

IDEAL LAP TIME : 1:46.013 BEST LAP TIME : 1:46.994 DIFFERENCE : 0.981

LAP	SECTOR 1		SECTOR 2		SECTOR 3		LAP TIME	MPH	DIFF	TIME OF DAY
1 -	OUTLAP	77.4	50.474	72.2	26.635	105.8	1:55.497	75.84	8.503	09:04:32.821
2 -	33.802	87.7	48.208	74.1	26.317	107.3	1:48.327	80.86	1.333	09:06:21.148
3 -	33.322	88.8	47.940	79.7	25.732	107.7	***1:46.994*** (1)	***81.87***		***09:08:08.142***
4 -	33.809	87.8	47.524	77.0	25.751	107.7	1:47.084 (2)	81.80	0.090	09:09:55.226
5 -	33.197	89.9	48.841	***81.3***	27.452	100.7	1:49.490	80.00	2.496	09:11:44.716
6 -	36.383	85.9	***47.443***	79.9	***25.702***	***108.2***	1:49.528	79.97	2.534	09:13:34.244
7 -	***32.868***	***90.5***	49.204	76.3	25.928	107.0	1:48.000 (3)	81.10	1.006	09:15:22.244

P28 93 50 Rudolf ERNST Titan Mk6

IDEAL LAP TIME : 1:47.980 BEST LAP TIME : 1:48.277 DIFFERENCE : 0.297

LAP	SECTOR 1		SECTOR 2		SECTOR 3		LAP TIME	MPH	DIFF	TIME OF DAY
1 -	OUTLAP	73.9	51.901	71.1	27.334	102.4	1:57.496	74.55	9.219	09:04:42.351
2 -	34.328	83.9	50.457	73.7	27.206	98.6	1:51.991	78.21	3.714	09:06:34.342
3 -	34.748	84.3	49.504	79.5	26.459	103.4	1:50.711 (3)	79.12	2.434	09:08:25.053
4 -	34.722	85.4	50.040	75.4	26.872	102.4	1:51.634	78.46	3.357	09:10:16.687
5 -	33.949	***85.8***	***48.285***	***82.1***	***26.043***	104.0	***1:48.277*** (1)	***80.90***		***09:12:04.964***
6 -	34.007	85.0	49.848	77.4	27.790	102.2	1:51.645	78.46	3.368	09:13:56.609
7 -	***33.652***	84.8	48.996	76.7	26.196	***105.3***	1:48.844 (2)	80.48	0.567	09:15:45.453

P29 85 Freddie LILLINGSTON-PRICE Merlyn Mk11

IDEAL LAP TIME : 1:49.936 BEST LAP TIME : 1:49.936 DIFFERENCE : 0.000

LAP	SECTOR 1		SECTOR 2		SECTOR 3		LAP TIME	MPH	DIFF	TIME OF DAY
1 -	OUTLAP	70.7	58.186	56.3	29.485	105.0	2:10.200	67.27	20.264	09:04:34.198
2 -	35.454	85.1	53.025	74.0	27.339	105.6	1:55.818	75.63	5.882	09:06:30.016
3 -	34.431	89.2	51.390	78.3	26.646	105.6	1:52.467 (3)	77.88	2.531	09:08:22.483
4 -	34.181	***89.7***	51.157	74.8	29.155	85.8	1:54.493	76.50	4.557	09:10:16.976
5 -	35.569	87.9	50.585	77.4	26.399	***106.6***	1:52.553	77.82	2.617	09:12:09.529
6 -	34.329	89.0	50.881	78.2	26.257	***106.6***	1:51.467 (2)	78.58	1.531	09:14:00.996
7 -	***33.714***	***89.7***	***50.022***	***78.8***	***26.200***	104.3	***1:49.936*** (1)	***79.68***		***09:15:50.932***

P30 9 50 Kevin WILLIAMS Merlyn Mk20A

IDEAL LAP TIME : 1:51.580 BEST LAP TIME : 1:51.772 DIFFERENCE : 0.192

LAP	SECTOR 1		SECTOR 2		SECTOR 3		LAP TIME	MPH	DIFF	TIME OF DAY
1 -	OUTLAP	71.1	54.765	68.6	27.224	104.2	2:02.300	71.62	10.528	09:04:52.505
2 -	36.102	80.1	51.683	71.3	26.808	104.5	1:54.593	76.44	2.821	09:06:47.098
3 -	35.765	87.0	51.249	71.6	26.572	105.1	1:53.586	77.12	1.814	09:08:40.684
4 -	35.186	83.3	50.775	70.7	26.495	100.6	1:52.456 (2)	77.89	0.684	09:10:33.140
5 -	35.304	***89.2***	51.029	68.4	***26.201***	***105.5***	1:52.534 (3)	77.84	0.762	09:12:25.674
6 -	35.273	86.5	56.456	73.1	27.739	99.7	1:59.468	73.32	7.696	09:14:25.142
7 -	***34.738***	87.9	***50.641***	***77.1***	26.393	102.7	***1:51.772*** (1)	***78.37***		***09:16:16.914***

P31 11 50 Steve MANSELL Macon MR8

IDEAL LAP TIME : BEST LAP TIME : 1:55.699 DIFFERENCE :

LAP	SECTOR 1	SECTOR 2	SECTOR 3	LAP TIME	MPH	DIFF	TIME OF DAY

Weather / Track : Sunny / Dry

Brands Hatch GP
Circuit Length = 2.4332 miles
Start: 09:00 Flag 09:15 End: 09:17

Legends of Brands Hatch Superprix

HSCC Historic Formula Ford

QUALIFYING - RACE 1 - SECTOR ANALYSIS

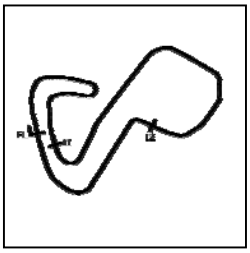

SECTOR 1 = FL to I1, SECTOR 2 = I1 to I2, SECTOR 3 = I2 to FL, DIFF = Difference To Personal Best Lap, P = Crossed Finish Line in Pit Lane, D = Time Disallowed

1 -	2:32.296		57.51	36.597	09:09:46.159
2 -	2:04.410	**(3)**	70.41	8.711	09:11:50.569
3 -	***1:55.699***	**(1)**	***75.71***		***09:13:46.268***
4 -	1:57.011	**(2)**	74.86	1.312	09:15:43.279

Weather / Track : Sunny / Dry

Brands Hatch GP
Circuit Length = 2.4332 miles
Start: 09:00 Flag 09:15 End: 09:17

Sheet No:

Legends of Brands Hatch Superprix

HSCC Historic Formula Ford

QUALIFYING - RACE 1 - BEST SECTORS

	SECTOR 1			SECTOR 2			SECTOR 3			IDEAL / BEST COMPARISON					
POS	NO	NAME	TIME	NO	NAME	TIME	NO	NAME	TIME	POS	NO	NAME	IDEAL	BEST	DIFF
												PERFECT LAP	1:38.039		
1	7	JACKSON	30.590	7	JACKSON	43.786	97	THURSTON	23.663	1	7		1:38.046	1:38.065	0.019
2	97	THURSTON	30.837	97	THURSTON	43.792	7	JACKSON	23.670	2	97		1:38.292	1:38.542	0.250
3	21	DRYBROUGH	30.978	64	TUSTING	44.009	64	TUSTING	23.785	3	64		1:38.900	1:39.334	0.434
4	76	LIVINGSTON	30.983	36	SMITH	44.423	76	LIVINGSTON	23.796	4	76		1:39.362	1:39.366	0.004
5	5	TARLING	30.994	21	DRYBROUGH	44.424	53	RICHARDS	23.928	5	53		1:39.485	1:39.756	0.271
6	53	RICHARDS	31.017	53	RICHARDS	44.540	70	STANZL	23.949	6	21		1:39.510	1:39.880	0.370
7	64	TUSTING	31.106	76	LIVINGSTON	44.583	37	NUTHALL	23.978	7	5		1:39.607	1:39.712	0.105
8	70	STANZL	31.249	5	TARLING	44.596	5	TARLING	24.017	8	70		1:39.940	1:40.054	0.114
9	37	NUTHALL	31.308	89	PEARSON	44.712	36	SMITH	24.039	9	36		1:39.957	1:40.559	0.602
10	89	PEARSON	31.335	37	NUTHALL	44.715	17	MORRIS	24.075	10	37		1:40.001	1:40.132	0.131
11	17	MORRIS	31.395	17	MORRIS	44.739	21	DRYBROUGH	24.108	11	17		1:40.209	1:40.265	0.056
12	69	NEEDELL	31.440	70	STANZL	44.742	69	NEEDELL	24.252	12	89		1:40.351	1:40.800	0.449
13	36	SMITH	31.495	69	NEEDELL	44.820	89	PEARSON	24.304	13	69		1:40.512	1:40.545	0.033
14	22	BRISE	31.755	166	THORNTON	45.135	96	ROSS	24.394	14	166		1:41.550	1:41.582	0.032
15	166	THORNTON	31.771	96	ROSS	45.213	22	BRISE	24.518	15	96		1:41.609	1:41.797	0.188
16	20	STANZL	31.994	22	BRISE	45.423	166	THORNTON	24.644	16	22		1:41.696	1:41.784	0.088
17	96	ROSS	32.002	20	STANZL	45.529	20	STANZL	24.721	17	20		1:42.244	1:42.793	0.549
18	41	UNSWORTH	32.052	41	UNSWORTH	46.189	63	STURMER	24.829	18	41		1:43.298	1:43.298	0.000
19	27	DIXON	32.320	27	DIXON	46.393	41	UNSWORTH	25.057	19	27		1:43.887	1:44.214	0.327
20	82	PENSON	32.356	63	STURMER	46.617	27	DIXON	25.174	20	63		1:44.017	1:44.586	0.569
21	47	HANJOUL	32.380	47	HANJOUL	46.936	87	JEARY	25.219	21	47		1:44.614	1:44.938	0.324
22	63	STURMER	32.571	87	JEARY	46.978	47	HANJOUL	25.298	22	82		1:44.856	1:44.915	0.059
23	87	JEARY	32.687	82	PENSON	47.182	82	PENSON	25.318	23	87		1:44.884	1:45.030	0.146
24	26	SLACK	32.838	26	SLACK	47.198	26	SLACK	25.388	24	26		1:45.424	1:45.770	0.346
25	77	SHARPLES	32.868	77	SHARPLES	47.443	19	KING	25.413	25	77		1:46.013	1:46.994	0.981
26	19	KING	33.239	19	KING	47.734	77	SHARPLES	25.702	26	19		1:46.386	1:46.676	0.290
27	93	ERNST	33.652	93	ERNST	48.285	93	ERNST	26.043	27	93		1:47.980	1:48.277	0.297
28	85	LILLINGSTON-PRIC	33.714	85	LILLINGSTON-PRIC	50.022	85	LILLINGSTON-PRIC	26.200	28	85		1:49.936	1:49.936	0.000
29	9	WILLIAMS	34.738	9	WILLIAMS	50.641	9	WILLIAMS	26.201	29	9		1:51.580	1:51.772	0.192
30										30	158			1:39.690	
31										31	11			1:55.699	

Weather / Track : Sunny / Dry

Brands Hatch GP
Circuit Length = 2.4332 miles
Start: 09:00 Flag 09:15 End: 09:17

Results can be found at www.tsl-timing.com

Printed - 09:19 Saturday, 29 June 2019

Sheet No:

Legends of Brands Hatch Superprix

HSCC Historic Formula Ford

QUALIFYING - RACE 1 - BEST SPEEDS

	INTERMEDIATE 1			INTERMEDIATE 2			FINISH LINE		
POS	NO	NAME	MPH	NO	NAME	MPH	NO	NAME	MPH
1	7	JACKSON	95.0	7	JACKSON	92.8	21	DRYBROUGH	114.9
2	76	LIVINGSTON	94.9	5	TARLING	91.6	70	STANZL	114.9
3	53	RICHARDS	94.9	53	RICHARDS	91.6	36	SMITH	114.7
4	21	DRYBROUGH	94.7	64	TUSTING	91.4	97	THURSTON	113.3
5	36	SMITH	94.3	70	STANZL	91.3	76	LIVINGSTON	113.3
6	97	THURSTON	94.2	97	THURSTON	91.1	53	RICHARDS	113.1
7	64	TUSTING	94.1	89	PEARSON	90.4	22	BRISE	112.9
8	5	TARLING	94.1	69	NEEDELL	89.9	89	PEARSON	112.7
9	70	STANZL	94.1	22	BRISE	89.5	37	NUTHALL	112.4
10	37	NUTHALL	93.5	37	NUTHALL	89.0	64	TUSTING	111.8
11	69	NEEDELL	93.4	76	LIVINGSTON	88.1	69	NEEDELL	111.6
12	89	PEARSON	93.3	36	SMITH	88.1	7	JACKSON	111.2
13	22	BRISE	93.2	17	MORRIS	87.8	82	PENSON	111.2
14	17	MORRIS	92.8	96	ROSS	87.6	87	JEARY	111.2
15	82	PENSON	92.6	63	STURMER	87.3	17	MORRIS	110.9
16	20	STANZL	92.1	20	STANZL	86.5	96	ROSS	110.9
17	96	ROSS	91.9	47	HANJOUL	86.2	5	TARLING	110.5
18	47	HANJOUL	90.9	21	DRYBROUGH	85.7	20	STANZL	110.1
19	27	DIXON	90.8	87	JEARY	85.3	19	KING	108.7
20	19	KING	90.8	166	THORNTON	84.0	77	SHARPLES	108.2
21	166	THORNTON	90.6	41	UNSWORTH	83.3	26	SLACK	108.0
22	77	SHARPLES	90.5	27	DIXON	83.3	27	DIXON	107.7
23	41	UNSWORTH	90.4	93	ERNST	82.1	166	THORNTON	107.3
24	87	JEARY	90.3	19	KING	81.9	41	UNSWORTH	107.2
25	63	STURMER	89.7	77	SHARPLES	81.3	63	STURMER	107.2
26	85	LILLINGSTON-PRICE	89.7	26	SLACK	80.2	47	HANJOUL	106.8
27	9	WILLIAMS	89.2	85	LILLINGSTON-PRICE	78.8	85	LILLINGSTON-PRICE	106.6
28	26	SLACK	89.1	82	PENSON	77.4	9	WILLIAMS	105.5
29	93	ERNST	85.8	9	WILLIAMS	77.1	93	ERNST	105.3
30									
31									

Weather / Track : Sunny / Dry

Brands Hatch GP
Circuit Length = 2.4332 miles
Start: 09:00 Flag 09:15 End: 09:17

Results can be found at www.tsl-timing.com

Printed - 09:21 Saturday, 29 June 2019

Sheet No:

Legends of Brands Hatch Superprix

HSCC Historic Formula Ford

QUALIFYING - RACE 1 - STATISTICS

Competitors Started	31
Planned Start	2019-06-29 @ 09:00:00.000
Actual Start	2019-06-29 @ 09:00:09.249
Finish Time	2019-06-29 @ 09:15:13.852
Track Length	2.4332mi.
Total Laps	227
Total Distance Covered	552.3567mi.

Session Fastest Lap History

NO	CL	NAME	LAP TIME	TIME OF DAY	LAP	VEHICLE
7		**Cameron JACKSON**	**1:39.191**	09:05:33.660	2	Winkelmann WDF2
7		**Cameron JACKSON**	**1:38.617**	09:07:12.280	3	Winkelmann WDF2
7		**Cameron JACKSON**	**1:38.065**	09:08:50.343	4	Winkelmann WDF2

Flag History

TYPE	TIME OF DAY
GREEN	09:00:09.249
FINISH	09:15:13.852

Flag Statistics

TYPE	COUNT	TOTAL LAPS	TOTAL TIME
Green	1	8	17:25.112
Red	0	0	0.000
Safety Car	0	0	0.000
FCY	0	0	0.000

Brands Hatch GP
Circuit Length = 2.4332 miles
Start: 09:00 Flag 09:15 End: 09:17

Weather / Track : Sunny / Dry

These results are provisional until the conclusion of any judicial and technical matters.

Clerk Of Course : Julian Floyd		Timekeeper : Nick Palmer

Sheet No:

Legends of Brands Hatch Superprix

HSCC Historic Formula Ford

QUALIFYING - RACE 1 - STATISTICS

CLASS : 12 Starters

Fastest Lap History

NO	NAME	LAP TIME	TIME OF DAY	LAP	VEHICLE
7	**Cameron JACKSON**	**1:39.191**	09:05:33.660	2	Winkelmann WDF2
7	**Cameron JACKSON**	**1:38.617**	09:07:12.280	3	Winkelmann WDF2
7	**Cameron JACKSON**	**1:38.065**	09:08:50.343	4	Winkelmann WDF2

Brands Hatch GP
Circuit Length = 2.4332 miles
Start: 09:00 Flag 09:15 End: 09:17

Weather / Track : Sunny / Dry

These results are provisional until the conclusion of any judicial and technical matters.

Clerk Of Course : Julian Floyd		Timekeeper : Nick Palmer

Sheet No:

Legends of Brands Hatch Superprix

HSCC Historic Formula Ford

QUALIFYING - RACE 1 - STATISTICS

CLASS : 50 19 Starters

Fastest Lap History

NO	NAME	LAP TIME	TIME OF DAY	LAP	VEHICLE
53	**Clive RICHARDS**	**1:42.117**	09:05:48.493	2	Merlyn Mk20
36	**Rob SMITH**	**1:41.929**	09:05:48.867	2	Merlyn Mk20
53	**Clive RICHARDS**	**1:41.664**	09:07:30.157	3	Merlyn Mk20
69	**Tiff NEEDELL**	**1:41.181**	09:07:32.153	3	Lotus 69F
53	**Clive RICHARDS**	**1:40.116**	09:09:10.271	4	Merlyn Mk20
53	**Clive RICHARDS**	**1:39.764**	09:12:30.241	6	Merlyn Mk20
53	**Clive RICHARDS**	**1:39.756**	09:15:50.900	8	Merlyn Mk20

Brands Hatch GP
Circuit Length = 2.4332 miles
Start: 09:00 Flag 09:15 End: 09:17

Weather / Track : Sunny / Dry

These results are provisional until the conclusion of any judicial and technical matters.

Clerk Of Course : Julian Floyd		Timekeeper : Nick Palmer

Sheet No:

Legends of Brands Hatch Superprix

HSCC Historic Formula Ford

RACE 1 - GRID (20 minutes)

ROW 16	31	11	1:55.699 Steve MANSELL				
ROW 15	29	85	1:49.936 Freddie LILLINGSTON-PRICE	30	9	1:51.772 Kevin WILLIAMS	
ROW 14	27	77	1:46.994 Chris SHARPLES	28	93	1:48.277 Rudolf ERNST	
ROW 13	25	26	1:45.770 John SLACK	26	19	1:46.676 Stephen KING	
ROW 12	23	47	1:44.938 Louis HANJOUL	24	87	1:45.030 Ian JEARY	
ROW 11	21	63	1:44.586 Matthew STURMER	22	82	1:44.915 Lee PENSON	
ROW 10	19	41	1:43.298 Paul UNSWORTH	20	27	1:44.214 Dick DIXON	
ROW 9	17	96	1:41.797 Antony ROSS	18	20	1:42.793 Kevin STANZL	
ROW 8	15	166	1:41.582 Greg THORNTON	16	22	1:41.784 Tim BRISE	
ROW 7	13	36	1:40.559 Rob SMITH	14	89	1:40.800 Ted PEARSON	
ROW 6	11	17	1:40.265 Brian MORRIS	12	69	1:40.545 Tiff NEEDELL	
ROW 5	9	70	1:40.054 Daniel STANZL	10	37	1:40.132 Will NUTHALL	
ROW 4	7	53	1:39.756 Clive RICHARDS	8	21	1:39.880 Ross DRYBROUGH	
ROW 3	5	158	1:39.690 Linton STUTELY	6	5	1:39.712 Richard TARLING	
ROW 2	3	64	1:39.334 Benjamin TUSTING	4	76	1:39.366 Pierre LIVINGSTON	
ROW 1	1	7	1:38.065 Cameron JACKSON	2	97	1:38.542 Ed THURSTON	
			Pole				

Brands Hatch GP
Circuit Length = 2.4332 miles

These results are provisional until the conclusion of any judicial and technical matters.

Clerk Of Course :		Timekeeper : Nick Palmer

Results can be found at www.tsl-timing.com

Printed - 10:36 Saturday, 29 June 2019

Legends of Brands Hatch Superprix

HSCC Historic Formula Ford

RACE 1 - CLASSIFICATION - AMENDED

POS	NO	CL	PIC	NAME	ENTRY	LAPS	TIME	GAP	DIFF	MPH	BEST	ON
1	**7**		1	Cameron JACKSON	Winkelmann WDF2	**13**	21:36.482			87.83	**1:39.018**	3
2	**5**		2	Richard TARLING	Jayman T2	**13**	21:46.051	**9.569**	9.569	87.19	**1:38.897**	9
3	**97**		3	Ed THURSTON	Merlyn Mk20A	**13**	21:46.221	**9.739**	0.170	87.18	**1:39.188**	13
4	**158**		4	Linton STUTELY	Royale RP3	**13**	21:49.654	**13.172**	3.433	86.95	**1:39.857**	8
5	**76**		5	Pierre LIVINGSTON	Merlyn Mk20A	**13**	21:58.878	**22.396**	9.224	86.34	**1:39.603**	5
6	**70**		6	Daniel STANZL	Elden Mk8	**13**	22:02.884	**26.402**	4.006	86.08	**1:40.093**	6
7	**53**	50	1	Clive RICHARDS	Merlyn Mk20	**13**	22:04.019	**27.537**	1.135	86.00	**1:40.549**	2
8	**36**	50	2	Rob SMITH	Merlyn Mk20	**13**	22:04.128	**27.646**	0.109	86.00	**1:40.609**	9
9	**21**		7	Ross DRYBROUGH	Merlyn Mk20 AS	**13**	22:06.901	**30.419**	2.773	85.82	**1:41.026**	12
10	**37 ***		8	Will NUTHALL	Jamun T2	**13**	22:08.707	**32.225**	1.806	85.70	**1:40.216**	6
11	**89**	50	3	Ted PEARSON	Merlyn Mk11/17	**13**	22:12.849	**36.367**	4.142	85.43	**1:41.367**	5
12	**17**	50	4	Brian MORRIS	Lola T202	**13**	22:13.215	**36.733**	0.366	85.41	**1:40.952**	4
13	**69**	50	5	Tiff NEEDELL	Lotus 69F	**13**	22:17.488	**41.006**	4.273	85.14	**1:41.470**	8
14	**166**	50	6	Greg THORNTON	Titan Mk3/4	**13**	22:25.336	**48.854**	7.848	84.64	**1:42.022**	6
15	**22**	50	7	Tim BRISE	Merlyn Mk20	**13**	22:25.436	**48.954**	0.100	84.64	**1:41.904**	3
16	**41**	50	8	Paul UNSWORTH	Palliser WDF3	**13**	22:48.179	**1:11.697**	22.743	83.23	**1:43.822**	3
17	**27**	50	9	Dick DIXON	Lotus 61	**13**	22:52.434	**1:15.952**	4.255	82.97	**1:44.391**	11
18	**87**		9	Ian JEARY	Elden Mk8	**13**	22:57.670	**1:21.188**	5.236	82.65	**1:43.854**	8
19	**63**	50	10	Matthew STURMER	Macon MR8	**13**	22:59.302	**1:22.820**	1.632	82.56	**1:44.077**	10
20	**82**		10	Lee PENSON	Lotus 51A	**13**	23:13.052	**1:36.570**	13.750	81.74	**1:44.720**	4
21	**47**	50	11	Louis HANJOUL	Elden Mk8/10	**13**	23:15.078	**1:38.596**	2.026	81.62	**1:45.324**	6
22	**93**	50	12	Rudolf ERNST	Titan Mk6	**13**	23:20.003	**1:43.521**	4.925	81.34	**1:45.809**	12
23	**19**	50	13	Stephen KING	Macon MR8	**13**	23:21.024	**1:44.542**	1.021	81.28	**1:45.759**	12
24	**77 ***	50	14	Chris SHARPLES	Palliser WDF1	**13**	23:23.256	**1:46.774**	2.232	81.15	**1:45.348**	12
25	**26**	50	15	John SLACK	Lola T200	**12**	21:49.553	**1 Lap**	1 Lap	80.27	**1:45.361**	3
26	**85**		11	Freddie LILLINGSTON-PRICE	Merlyn Mk11	**12**	22:25.870	**1 Lap**	36.317	78.10	**1:49.368**	10
27	**9**	50	16	Kevin WILLIAMS	Merlyn Mk20A	**12**	22:27.653	**1 Lap**	1.783	78.00	**1:49.140**	11

NOT CLASSIFIED

DNF	**96**	50		Antony ROSS	Lola T204	**6**	10:21.244	**7 Laps**	6 Laps	84.60	**1:41.721**	3
DNF	**20**	50		Kevin STANZL	Merlyn Mk20	**4**	6:57.655	**9 Laps**	2 Laps	83.89	**1:42.051**	4
DNF	**64**			Benjamin TUSTING	Merlyn Mk20A	**3**	5:10.602	**10 Laps**	1 Lap	84.60	**1:42.216**	3
DNF	**11**	50		Steve MANSELL	Macon MR8	**0**						

FASTEST LAP

5		Richard TARLING	Jayman T2	**9**	1:38.897	88.57 mph	142.54 kph
53	50	Clive RICHARDS	Merlyn Mk20	**2**	1:40.549	87.12 mph	140.20 kph

***Car Nos 37 & 77 - 5 second penalty - Exceeding track limits**

Brands Hatch GP
Circuit Length = 2.4332 miles
Start: 13:19 Flag 13:40 End: 13:42

Weather / Track : Sunny / Dry

These results are provisional until the conclusion of any judicial and technical matters.

Clerk Of Course : Julian Floyd		Timekeeper : Nick Palmer

Results can be found at www.tsl-timing.com

Printed - 14:14 Saturday, 29 June 2019

Legends of Brands Hatch Superprix

HSCC Historic Formula Ford

RACE 1 - LAP CHART

LAP 1		@ 13:20:43.290	LAP 2		@ 13:22:22.771	LAP 3		@ 13:24:01.789	LAP 4		@ 13:25:40.917	LAP 5		@ 13:27:20.529
NO	BEHIND	LAP TIME	NO	BEHIND	LAP TIME	NO	BEHIND	LAP TIME	NO	BEHIND	LAP TIME	NO	BEHIND	LAP TIME
7		1:41.452	**7**		1:39.481	**7**		1:39.018	**7**		1:39.128	**7**		1:39.612
64	0.954	1:42.406	**97**	2.210	1:40.548	**158**	3.853	1:40.157	**97**	4.859	1:39.959	**97**	4.808	1:39.561
97	1.143	1:42.595	**158**	2.714	1:40.274	**97**	4.028	1:40.836	**158**	5.588	1:40.863	**76**	5.621	1:39.603
76	1.861	1:43.313	**76**	3.200	1:40.820	**76**	4.049	1:39.867	**76**	5.630	1:40.709	**158**	6.370	1:40.394
158	1.921	1:43.373	**53**	4.379	1:40.549	**70**	6.107	1:40.490	**70**	7.661	1:40.682	**5**	9.926	1:41.293
53	3.311	1:44.763	**70**	4.635	1:40.264	**53**	6.513	1:41.152	**53**	8.216	1:40.831	**53**	10.438	1:41.834
70	3.852	1:45.304	**37**	5.207	1:40.404	**5**	7.825	1:40.202	**5**	8.245	1:39.548	**70**	10.550	1:42.501
37	4.284	1:45.736	**5**	6.641	1:39.697	**37**	8.299	1:42.110	**37**	10.028	1:40.857	**37**	11.206	1:40.790
21	4.678	1:46.130	**17**	7.317	1:41.471	**17**	9.416	1:41.117	**17**	11.240	1:40.952	**17**	12.671	1:41.043
17	5.327	1:46.779	**64**	7.453	1:45.980	**36**	10.484	1:41.065	**36**	12.438	1:41.082	**36**	13.733	1:40.907
5	6.425	1:47.877	**36**	8.437	1:41.454	**64**	10.651	1:42.216	**89**	15.025	1:41.639	**89**	16.780	1:41.367
36	6.464	1:47.916	**69**	9.378	1:41.924	**89**	12.514	1:41.871	**21**	15.317	1:41.317	**21**	16.980	1:41.275
69	6.935	1:48.387	**89**	9.661	1:41.411	**69**	12.605	1:42.245	**69**	16.192	1:42.715	**69**	18.720	1:42.140
22	7.681	1:49.133	**21**	10.697	1:45.500	**21**	13.128	1:41.449	**22**	17.641	1:42.815	**22**	20.120	1:42.091
89	7.731	1:49.183	**22**	11.068	1:42.868	**22**	13.954	1:41.904	**166**	17.818	1:42.431	**96**	20.648	1:42.294
166	8.509	1:49.961	**166**	11.455	1:42.427	**166**	14.515	1:42.078	**96**	17.966	1:42.376	**166**	21.050	1:42.844
20	8.891	1:50.343	**96**	12.015	1:42.540	**96**	14.718	1:41.721	**20**	18.576	1:42.051	**41**	31.860	1:44.367
96	8.956	1:50.408	**20**	12.603	1:43.193	**20**	15.653	1:42.068	**41**	27.105	1:44.205	**27**	35.672	1:45.339
27	11.311	1:52.763	**41**	17.224	1:45.116	**41**	22.028	1:43.822	**27**	29.945	1:44.995	**82**	36.733	1:45.704
41	11.589	1:53.041	**27**	17.679	1:45.849	**27**	24.078	1:45.417	**82**	30.641	1:44.720	**87**	37.055	1:45.416
87	12.453	1:53.905	**87**	18.622	1:45.650	**87**	24.912	1:45.308	**87**	31.251	1:45.467	**63**	37.458	1:45.513
82	12.598	1:54.050	**82**	19.199	1:46.082	**82**	25.049	1:44.868	**63**	31.557	1:45.168	**26**	39.564	1:45.469
63	12.917	1:54.369	**63**	19.535	1:46.099	**63**	25.517	1:45.000	**26**	33.707	1:45.475	**47**	42.043	1:46.269
26	14.599	1:56.051	**26**	21.017	1:45.899	**26**	27.360	1:45.361	**47**	35.386	1:45.591	**19**	47.513	1:46.821
47	15.155	1:56.607	**47**	22.291	1:46.617	**47**	28.923	1:45.650	**19**	40.304	1:46.542	**93**	48.086	1:46.798
19	16.359	1:57.811	**19**	24.285	1:47.407	**19**	32.890	1:47.623	**93**	40.900	1:46.712	**77**	48.612	1:46.818
93	16.903	1:58.355	**93**	25.387	1:47.965	**93**	33.316	1:46.947	**77**	41.406	1:46.654	**9**	1:12.455	1:52.249
77	17.394	1:58.846	**77**	25.435	1:47.522	**77**	33.880	1:47.463	**9**	59.818	1:52.886	**85**	1:13.279	1:50.893
85	20.490	2:01.942	**9**	32.675	1:51.536	**9**	46.060	1:52.403	**85**	1:01.998	1:52.566			
9	20.620	2:02.072	**85**	34.775	1:53.766	**85**	48.560	1:52.803						

Brands Hatch GP
Circuit Length = 2.4332 miles
Start: 13:19 Flag 13:40 End: 13:42

Weather / Track : Sunny / Dry

Legends of Brands Hatch Superprix

HSCC Historic Formula Ford

RACE 1 - LAP CHART

LAP 6		@ 13:29:00.111
NO	BEHIND	LAP TIME
7		1:39.582
97	6.113	1:40.887
76	6.134	1:40.095
158	7.069	1:40.281
5	9.929	1:39.585
70	11.061	1:40.093
53	11.497	1:40.641
37	11.840	1:40.216
36	14.935	1:40.784
17	15.363	1:42.274
21	18.907	1:41.509
89	19.674	1:42.476
69	20.983	1:41.845
22	22.544	1:42.006
96	22.971	1:41.905
166	23.490	1:42.022
41	38.392	1:46.114
27	40.856	1:44.766
82	42.106	1:44.955
87	42.185	1:44.712
63	42.553	1:44.677
26	45.908	1:45.926
47	47.785	1:45.324
19	54.900	1:46.969
93	55.637	1:47.133
77	56.275	1:47.245
85	1:24.337	1:50.640
9	1:24.393	1:51.520

LAP 7		@ 13:30:39.627
NO	BEHIND	LAP TIME
7		1:39.516
97	6.774	1:40.177
76	6.842	1:40.224
158	7.719	1:40.166
5	9.785	1:39.372
53	13.314	1:41.333
37	13.376	1:41.052
70	13.446	1:41.901
36	16.605	1:41.186
17	17.112	1:41.265
21	20.800	1:41.409
89	21.569	1:41.411
69	23.151	1:41.684
22	25.390	1:42.362
166	26.075	1:42.101
41	43.027	1:44.151
27	45.921	1:44.581
87	46.797	1:44.128
82	49.983	1:47.393
63	50.251	1:47.214
47	55.947	1:47.678
19	1:03.241	1:47.857
93	1:03.966	1:47.845
77	1:04.227	1:47.468
26	1:15.782	2:09.390
85	1:35.293	1:50.472
9	1:35.533	1:50.656

LAP 8		@ 13:32:18.904
NO	BEHIND	LAP TIME
7		1:39.277
97	7.828	1:40.331
76	8.163	1:40.598
158	8.299	1:39.857
5	9.481	1:38.973
53	15.878	1:41.841
70	15.900	1:41.731
37	16.041	1:41.942
36	18.990	1:41.662
21	23.206	1:41.683
89	24.703	1:42.411
69	25.344	1:41.470
17	26.054	1:48.219
22	28.978	1:42.865
166	29.102	1:42.304
41	48.699	1:44.949
27	51.193	1:44.549
87	51.374	1:43.854
63	56.699	1:45.725
82	58.068	1:47.362
47	1:04.353	1:47.683
19	1:10.071	1:46.107
93	1:11.476	1:46.787
77	1:11.478	1:46.528
26	1:23.220	1:46.715

LAP 9		@ 13:33:58.739
NO	BEHIND	LAP TIME
7		1:39.835
9	1 Lap	1:49.350
85	1 Lap	1:50.085
97	7.859	1:39.866
76	8.009	1:39.681
5	8.543	1:38.897
158	8.614	1:40.150
70	17.838	1:41.773
53	18.366	1:42.323
37	18.411	1:42.205
36	19.764	1:40.609
21	24.644	1:41.273
89	26.771	1:41.903
69	27.381	1:41.872
17	27.506	1:41.287
22	33.127	1:43.984
166	33.317	1:44.050
41	53.028	1:44.164
87	55.871	1:44.332
27	55.966	1:44.608
63	1:02.765	1:45.901
82	1:04.941	1:46.708
47	1:11.200	1:46.682
19	1:16.855	1:46.619
77	1:16.999	1:45.356
93	1:18.584	1:46.943
26	1:30.015	1:46.630

LAP 10		@ 13:35:38.729
NO	BEHIND	LAP TIME
7		1:39.990
5	8.202	1:39.649
97	8.410	1:40.541
76	9.330	1:41.311
158	9.547	1:40.923
9	1 Lap	1:50.280
85	1 Lap	1:50.519
37	20.549	1:42.128
70	20.620	1:42.772
53	20.774	1:42.398
36	20.867	1:41.093
21	26.475	1:41.821
89	29.067	1:42.286
17	29.165	1:41.649
69	30.478	1:43.087
22	36.577	1:43.440
166	36.721	1:43.394
41	57.283	1:44.245
27	1:01.023	1:45.047
87	1:02.479	1:46.598
63	1:06.852	1:44.077
82	1:11.825	1:46.874
47	1:18.429	1:47.219
77	1:23.975	1:46.966
19	1:24.444	1:47.579
93	1:24.880	1:46.286
26	1:37.433	1:47.408

Weather / Track : Sunny / Dry

Brands Hatch GP
Circuit Length = 2.4332 miles
Start: 13:19 Flag 13:40 End: 13:42

Legends of Brands Hatch Superprix

HSCC Historic Formula Ford

RACE 1 - LAP CHART

LAP 11	@ 13:37:18.212	
NO	BEHIND	LAP TIME
7		1:39.483
5	9.278	1:40.559
97	9.558	1:40.631
158	11.316	1:41.252
76	18.362	1:48.515
37	23.653	1:42.587
70	23.755	1:42.618
53	23.864	1:42.573
36	24.437	1:43.053
85	1 Lap	1:49.368
9	1 Lap	1:50.671
21	28.231	1:41.239
17	31.310	1:41.628
89	31.472	1:41.888
69	33.971	1:42.976
22	41.340	1:44.246
166	41.434	1:44.196
41	1:02.173	1:44.373
27	1:05.931	1:44.391
87	1:09.814	1:46.818
63	1:12.385	1:45.016
82	1:19.895	1:47.553
47	1:25.562	1:46.616
77	1:30.688	1:46.196
19	1:31.350	1:46.389
93	1:31.888	1:46.491

LAP 12	@ 13:38:57.952	
NO	BEHIND	LAP TIME
7		1:39.740
26	1 Lap	1:47.497
5	10.078	1:40.540
97	10.919	1:41.101
158	12.830	1:41.254
76	21.050	1:42.428
70	25.194	1:41.179
37	25.257	1:41.344
53	25.420	1:41.296
36	25.580	1:40.883
21	29.517	1:41.026
17	33.999	1:42.429
89	34.031	1:42.299
9	1 Lap	1:49.140
85	1 Lap	1:50.272
69	37.282	1:43.051
166	45.246	1:43.552
22	46.683	1:45.083
41	1:06.958	1:44.525
27	1:10.913	1:44.722
87	1:15.914	1:45.840
63	1:18.204	1:45.559
82	1:27.847	1:47.692
47	1:31.906	1:46.084
77	1:36.296	1:45.348
19	1:37.369	1:45.759
93	1:37.957	1:45.809

LAP 13	@ 13:40:38.320	
NO	BEHIND	LAP TIME
7		1:40.368
5	9.569	1:39.859
97	9.739	1:39.188
26	1 Lap	1:47.732
158	13.172	1:40.710
76	22.396	1:41.714
70	26.402	1:41.576
37	27.225	1:42.336
53	27.537	1:42.485
36	27.646	1:42.434
21	30.419	1:41.270
89	36.367	1:42.704
17	36.733	1:43.102
69	41.006	1:44.092
166	48.854	1:43.976
22	48.954	1:42.639
85	1 Lap	1:52.544
9	1 Lap	1:54.890
41	1:11.697	1:45.107
27	1:15.952	1:45.407
87	1:21.188	1:45.642
63	1:22.820	1:44.984
82	1:36.570	1:49.091
47	1:38.596	1:47.058
77	1:41.774	1:45.846
93	1:43.521	1:45.932
19	1:44.542	1:47.541

Weather / Track : Sunny / Dry

Brands Hatch GP
Circuit Length = 2.4332 miles
Start: 13:19 Flag 13:40 End: 13:42

Legends of Brands Hatch Superprix

HSCC Historic Formula Ford

RACE 1 - SECTOR ANALYSIS

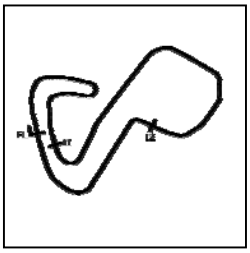

SECTOR 1 = FL to I1, SECTOR 2 = I1 to I2, SECTOR 3 = I2 to FL, DIFF = Difference To Personal Best Lap, P = Crossed Finish Line in Pit Lane, D = Time Disallowed

P1 7 Cameron JACKSON Winkelmann WDF2

IDEAL LAP TIME : 1:38.853 BEST LAP TIME : 1:39.018 DIFFERENCE : 0.165

LAP	SECTOR 1		SECTOR 2		SECTOR 3		LAP TIME	MPH	DIFF	TIME OF DAY
1 -		91.9	44.636	91.5	***23.797***	***110.5***	1:41.452	86.34	2.434	13:20:43.290
2 -	30.874	93.4	44.635	91.6	23.972	***110.5***	1:39.481	88.05	0.463	13:22:22.771
3 -	30.894	93.3	***44.220***	***93.0***	23.904	110.3	***1:39.018*** **(1)**	***88.46***		***13:24:01.789***
4 -	***30.836***	***93.9***	44.335	89.0	23.957	109.8	1:39.128 **(2)**	88.36	0.110	13:25:40.917
5 -	31.103	93.8	44.369	91.6	24.140	110.1	1:39.612	87.93	0.594	13:27:20.529
6 -	31.069	93.0	44.490	88.0	24.023	110.0	1:39.582	87.96	0.564	13:29:00.111
7 -	30.925	93.5	44.622	87.9	23.969	110.0	1:39.516	88.02	0.498	13:30:39.627
8 -	30.927	93.7	44.380	90.6	23.970	110.1	1:39.277 **(3)**	88.23	0.259	13:32:18.904
9 -	30.984	93.7	44.939	88.0	23.912	110.1	1:39.835	87.74	0.817	13:33:58.739
10 -	31.172	93.3	44.896	89.2	23.922	110.1	1:39.990	87.60	0.972	13:35:38.729
11 -	31.150	93.2	44.339	90.1	23.994	110.3	1:39.483	88.05	0.465	13:37:18.212
12 -	31.208	92.5	44.573	89.5	23.959	110.3	1:39.740	87.82	0.722	13:38:57.952
13 -	31.216	92.6	44.813	89.9	24.339	106.5	1:40.368	87.27	1.350	13:40:38.320

P2 5 Richard TARLING Jayman T2

IDEAL LAP TIME : 1:38.880 BEST LAP TIME : 1:38.897 DIFFERENCE : 0.017

LAP	SECTOR 1		SECTOR 2		SECTOR 3		LAP TIME	MPH	DIFF	TIME OF DAY
1 -		85.9	47.653	85.9	24.145	***112.7***	1:47.877	81.20	8.980	13:20:49.715
2 -	31.134	94.2	44.406	91.0	24.157	107.8	1:39.697	87.86	0.800	13:22:29.412
3 -	31.195	93.3	44.452	90.1	24.555	111.1	1:40.202	87.42	1.305	13:24:09.614
4 -	31.083	93.4	44.624	92.6	***23.841***	112.0	1:39.548	87.99	0.651	13:25:49.162
5 -	32.215	89.0	45.093	92.0	23.985	110.9	1:41.293	86.48	2.396	13:27:30.455
6 -	31.139	92.8	44.476	93.2	23.970	110.3	1:39.585	87.96	0.688	13:29:10.040
7 -	31.017	93.9	44.440	***93.8***	23.915	110.7	1:39.372 **(3)**	88.15	0.475	13:30:49.412
8 -	30.979	93.5	44.106	***93.8***	23.888	111.6	1:38.973 **(2)**	88.50	0.076	13:32:28.385
9 -	***30.952***	94.6	***44.087***	90.8	23.858	112.5	***1:38.897*** **(1)**	***88.57***		***13:34:07.282***
10 -	31.251	***95.5***	44.511	***93.8***	23.887	110.1	1:39.649	87.90	0.752	13:35:46.931
11 -	31.116	93.2	45.305	93.7	24.138	110.0	1:40.559	87.11	1.662	13:37:27.490
12 -	31.173	92.3	45.402	93.3	23.965	110.7	1:40.540	87.12	1.643	13:39:08.030
13 -	31.199	91.6	44.663	92.9	23.997	110.1	1:39.859	87.72	0.962	13:40:47.889

P3 97 Ed THURSTON Merlyn Mk20A

IDEAL LAP TIME : 1:39.076 BEST LAP TIME : 1:39.188 DIFFERENCE : 0.112

LAP	SECTOR 1		SECTOR 2		SECTOR 3		LAP TIME	MPH	DIFF	TIME OF DAY
1 -		92.0	44.944	86.0	***23.813***	***113.5***	1:42.595	85.38	3.407	13:20:44.433
2 -	31.435	93.3	44.913	84.2	24.200	109.6	1:40.548	87.12	1.360	13:22:24.981
3 -	31.349	91.8	45.292	87.4	24.195	109.2	1:40.836	86.87	1.648	13:24:05.817
4 -	31.374	91.9	44.623	88.4	23.962	109.4	1:39.959	87.63	0.771	13:25:45.776
5 -	31.331	92.4	44.347	91.0	23.883	109.6	1:39.561 **(2)**	87.98	0.373	13:27:25.337
6 -	31.429	92.0	45.500	85.1	23.958	112.7	1:40.887	86.82	1.699	13:29:06.224
7 -	31.150	92.3	44.854	90.3	24.173	110.0	1:40.177	87.44	0.989	13:30:46.401
8 -	31.612	***93.8***	44.651	90.1	24.068	108.7	1:40.331	87.30	1.143	13:32:26.732
9 -	***31.119***	92.5	44.695	92.0	24.052	110.3	1:39.866 **(3)**	87.71	0.678	13:34:06.598
10 -	31.496	92.8	45.169	***92.1***	23.876	112.9	1:40.541	87.12	1.353	13:35:47.139
11 -	31.256	93.3	45.179	90.4	24.196	112.7	1:40.631	87.04	1.443	13:37:27.770
12 -	31.327	93.3	45.698	90.6	24.076	110.9	1:41.101	86.64	1.913	13:39:08.871
13 -	31.199	92.6	***44.144***	90.4	23.845	113.3	***1:39.188*** **(1)**	***88.31***		***13:40:48.059***

P4 158 Linton STUTELY Royale RP3

IDEAL LAP TIME : 1:39.695 BEST LAP TIME : 1:39.857 DIFFERENCE : 0.162

LAP	SECTOR 1		SECTOR 2		SECTOR 3		LAP TIME	MPH	DIFF	TIME OF DAY
1 -		94.2	45.333	85.2	***23.807***	112.9	1:43.373	84.73	3.516	13:20:45.211
2 -	31.271	92.3	45.007	89.1	23.996	111.2	1:40.274	87.35	0.417	13:22:25.485
3 -	31.248	93.4	44.711	88.3	24.198	108.0	1:40.157 **(3)**	87.46	0.300	13:24:05.642
4 -	31.810	93.8	44.977	88.0	24.076	109.6	1:40.863	86.84	1.006	13:25:46.505
5 -	31.558	93.9	44.789	89.3	24.047	110.9	1:40.394	87.25	0.537	13:27:26.899
6 -	31.288	92.4	44.901	88.3	24.092	109.1	1:40.281	87.35	0.424	13:29:07.180

Weather / Track : Sunny / Dry

Brands Hatch GP
Circuit Length = 2.4332 miles
Start: 13:19 Flag 13:40 End: 13:42

Legends of Brands Hatch Superprix

HSCC Historic Formula Ford

RACE 1 - SECTOR ANALYSIS

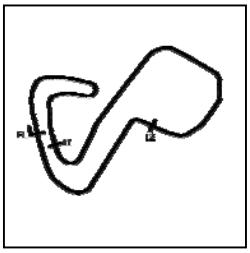

SECTOR 1 = FL to I1, SECTOR 2 = I1 to I2, SECTOR 3 = I2 to FL, DIFF = Difference To Personal Best Lap, P = Crossed Finish Line in Pit Lane, D = Time Disallowed

7 -	31.243	92.1	44.742	86.7	24.181	107.3	1:40.166		87.45	0.309	13:30:47.346
8 -	***31.228***	93.7	44.709	87.4	23.920	***113.3***	***1:39.857***	**(1)**	***87.72***		***13:32:27.203***
9 -	31.252	***94.7***	44.687	83.8	24.211	109.1	1:40.150	**(2)**	87.46	0.293	13:34:07.353
10 -	32.332	90.6	***44.660***	88.7	23.931	112.4	1:40.923		86.79	1.066	13:35:48.276
11 -	31.922	91.8	45.005	***89.9***	24.325	107.8	1:41.252		86.51	1.395	13:37:29.528
12 -	31.496	89.8	45.377	85.5	24.381	107.7	1:41.254		86.51	1.397	13:39:10.782
13 -	31.391	91.5	44.971	88.5	24.348	109.1	1:40.710		86.98	0.853	13:40:51.492

P5 76 Pierre LIVINGSTON Merlyn Mk20A

IDEAL LAP TIME : 1:39.239 BEST LAP TIME : 1:39.603 DIFFERENCE : 0.364

LAP	SECTOR 1		SECTOR 2		SECTOR 3		LAP TIME		MPH	DIFF	TIME OF DAY
1 -		93.2	45.231	85.9	24.005	111.6	1:43.313		84.78	3.710	13:20:45.151
2 -	31.498	93.0	45.306	88.4	24.016	111.8	1:40.820		86.88	1.217	13:22:25.971
3 -	***31.085***	94.5	44.934	85.4	23.848	113.5	1:39.867	**(3)**	87.71	0.264	13:24:05.838
4 -	31.739	94.6	45.222	86.5	***23.748***	112.4	1:40.709		86.98	1.106	13:25:46.547
5 -	31.247	93.7	***44.406***	86.5	23.950	110.9	***1:39.603***	**(1)**	***87.94***		***13:27:26.150***
6 -	31.127	93.3	44.833	87.2	24.135	109.2	1:40.095		87.51	0.492	13:29:06.245
7 -	31.339	94.5	45.014	88.5	23.871	110.1	1:40.224		87.40	0.621	13:30:46.469
8 -	31.298	92.6	45.272	***89.2***	24.028	111.2	1:40.598		87.07	0.995	13:32:27.067
9 -	31.186	94.2	44.712	87.7	23.783	***113.9***	1:39.681	**(2)**	87.87	0.078	13:34:06.748
10 -	31.540	***94.7***	45.352	87.2	24.419	109.6	1:41.311		86.46	1.708	13:35:48.059
11 -	38.704	92.4	45.526	86.3	24.285	108.5	1:48.515		80.72	8.912	13:37:36.574
12 -	31.649	91.5	46.492	84.6	24.287	108.9	1:42.428		85.52	2.825	13:39:19.002
13 -	31.523	92.3	45.882	85.2	24.309	108.7	1:41.714		86.12	2.111	13:41:00.716

P6 70 Daniel STANZL Elden Mk8

IDEAL LAP TIME : 1:39.895 BEST LAP TIME : 1:40.093 DIFFERENCE : 0.198

LAP	SECTOR 1		SECTOR 2		SECTOR 3		LAP TIME		MPH	DIFF	TIME OF DAY
1 -		91.1	45.173	85.5	24.150	111.8	1:45.304		83.18	5.211	13:20:47.142
2 -	31.538	92.4	44.754	87.0	23.972	114.3	1:40.264	**(2)**	87.36	0.171	13:22:27.406
3 -	31.361	92.0	44.904	***91.5***	24.225	109.6	1:40.490	**(3)**	87.17	0.397	13:24:07.896
4 -	31.425	91.6	45.110	88.7	24.147	110.1	1:40.682		87.00	0.589	13:25:48.578
5 -	33.179	88.6	45.374	89.8	***23.948***	***115.3***	1:42.501		85.46	2.408	13:27:31.079
6 -	31.434	92.6	***44.616***	90.5	24.043	110.0	***1:40.093***	**(1)**	***87.51***		***13:29:11.172***
7 -	***31.331***	91.6	46.264	90.3	24.306	114.7	1:41.901		85.96	1.808	13:30:53.073
8 -	31.605	***92.8***	45.608	87.3	24.518	111.4	1:41.731		86.10	1.638	13:32:34.804
9 -	32.053	90.9	45.523	88.3	24.197	110.5	1:41.773		86.07	1.680	13:34:16.577
10 -	31.663	91.5	46.608	87.2	24.501	110.3	1:42.772		85.23	2.679	13:35:59.349
11 -	31.721	91.5	46.198	89.2	24.699	109.4	1:42.618		85.36	2.525	13:37:41.967
12 -	32.016	92.6	44.718	90.9	24.445	109.8	1:41.179		86.57	1.086	13:39:23.146
13 -	31.899	90.8	45.389	91.4	24.288	108.5	1:41.576		86.23	1.483	13:41:04.722

P7 37 Will NUTHALL Jamun T2

IDEAL LAP TIME : 1:40.156 BEST LAP TIME : 1:40.216 DIFFERENCE : 0.060

LAP	SECTOR 1		SECTOR 2		SECTOR 3		LAP TIME		MPH	DIFF	TIME OF DAY
1 -		88.7	45.420	84.6	24.196	112.0	1:45.736		82.84	5.520	13:20:47.574
2 -	31.325	93.9	44.980	87.4	24.099	110.9	1:40.404	**(2)**	87.24	0.188	13:22:27.978
3 -	31.361	93.0	45.627	87.6	25.122	110.9	1:42.110		85.78	1.894	13:24:10.088
4 -	31.580	92.3	45.129	85.2	24.148	109.2	1:40.857		86.85	0.641	13:25:50.945
5 -	31.504	93.3	45.233	84.8	24.053	111.8	1:40.790	**(3)**	86.91	0.574	13:27:31.735
6 -	31.309	***94.2***	***44.954***	85.3	***23.953***	112.9	***1:40.216***	**(1)**	***87.40***		***13:29:11.951***
7 -	***31.249***	93.5	45.339	85.8	24.464	112.4	1:41.052		86.68	0.836	13:30:53.003
8 -	31.873	93.5	45.661	83.5	24.408	***113.1***	1:41.942		85.92	1.726	13:32:34.945
9 -	32.095	93.3	45.809	83.8	24.301	109.2	1:42.205		85.70	1.989	13:34:17.150
10 -	31.551	93.4	45.979	85.2	24.598	108.5	1:42.128		85.77	1.912	13:35:59.278
11 -	31.891	89.2	46.330	88.5	24.366	108.5	1:42.587		85.38	2.371	13:37:41.865
12 -	31.889	91.9	45.262	86.3	24.193	111.4	1:41.344		86.43	1.128	13:39:23.209
13 -	31.889	90.4	46.273	***89.9***	24.174	110.7	1:42.336		85.59	2.120	13:41:05.545

Weather / Track : Sunny / Dry

Brands Hatch GP
Circuit Length = 2.4332 miles
Start: 13:19 Flag 13:40 End: 13:42

Legends of Brands Hatch Superprix

HSCC Historic Formula Ford

RACE 1 - SECTOR ANALYSIS

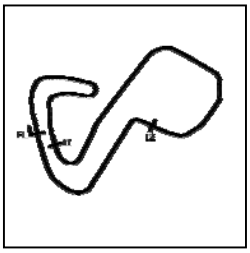

SECTOR 1 = FL to I1, SECTOR 2 = I1 to I2, SECTOR 3 = I2 to FL, DIFF = Difference To Personal Best Lap, P = Crossed Finish Line in Pit Lane, D = Time Disallowed

P8 53 50 Clive RICHARDS Merlyn Mk20

IDEAL LAP TIME : 1:40.133 BEST LAP TIME : 1:40.549 DIFFERENCE : 0.416

LAP	SECTOR 1		SECTOR 2		SECTOR 3		LAP TIME	MPH	DIFF	TIME OF DAY
1 -		90.5	45.307	86.8	24.331	110.3	1:44.763	83.61	4.214	13:20:46.601
2 -	31.541	92.1	44.827	89.2	24.181	110.1	***1:40.549*** **(1)**	***87.12***		***13:22:27.150***
3 -	31.491	91.0	45.405	85.9	24.256	111.2	1:41.152	86.60	0.603	13:24:08.302
4 -	31.590	92.6	45.049	89.0	24.192	111.4	1:40.831 **(3)**	86.87	0.282	13:25:49.133
5 -	32.136	90.4	45.654	***91.3***	24.044	111.1	1:41.834	86.02	1.285	13:27:30.967
6 -	31.809	93.5	***44.789***	90.6	***24.043***	111.6	1:40.641 **(2)**	87.04	0.092	13:29:11.608
7 -	***31.301***	91.6	45.439	86.3	24.593	109.1	1:41.333	86.44	0.784	13:30:52.941
8 -	31.591	92.6	45.606	87.1	24.644	108.7	1:41.841	86.01	1.292	13:32:34.782
9 -	32.190	90.9	45.656	88.3	24.477	107.8	1:42.323	85.60	1.774	13:34:17.105
10 -	31.956	92.9	46.145	87.3	24.297	112.0	1:42.398	85.54	1.849	13:35:59.503
11 -	32.028	93.5	46.248	87.2	24.297	111.6	1:42.573	85.40	2.024	13:37:42.076
12 -	32.053	***94.1***	45.143	87.9	24.100	***115.1***	1:41.296	86.47	0.747	13:39:23.372
13 -	32.048	92.5	46.284	89.8	24.153	113.5	1:42.485	85.47	1.936	13:41:05.857

P9 36 50 Rob SMITH Merlyn Mk20

IDEAL LAP TIME : 1:40.476 BEST LAP TIME : 1:40.609 DIFFERENCE : 0.133

LAP	SECTOR 1		SECTOR 2		SECTOR 3		LAP TIME	MPH	DIFF	TIME OF DAY
1 -		91.4	46.363	87.1	24.327	110.7	1:47.916	81.17	7.307	13:20:49.754
2 -	32.011	91.9	45.187	84.8	24.256	111.8	1:41.454	86.34	0.845	13:22:31.208
3 -	32.098	91.3	***44.938***	89.0	24.029	111.2	1:41.065	86.67	0.456	13:24:12.273
4 -	31.604	92.5	45.210	***90.6***	24.268	111.4	1:41.082	86.66	0.473	13:25:53.355
5 -	31.691	93.4	45.059	87.3	24.157	111.6	1:40.907	86.81	0.298	13:27:34.262
6 -	***31.567***	92.8	45.045	88.7	24.172	110.9	1:40.784 **(2)**	86.91	0.175	13:29:15.046
7 -	31.714	92.5	45.308	84.9	24.164	110.7	1:41.186	86.57	0.577	13:30:56.232
8 -	31.774	93.0	45.390	88.5	24.498	110.3	1:41.662	86.16	1.053	13:32:37.894
9 -	31.671	92.6	44.946	89.2	23.992	112.2	***1:40.609*** **(1)**	***87.06***		***13:34:18.503***
10 -	31.593	93.0	45.419	81.9	24.081	115.1	1:41.093	86.65	0.484	13:35:59.596
11 -	32.248	93.4	46.778	88.4	24.027	113.7	1:43.053	85.00	2.444	13:37:42.649
12 -	31.780	89.8	45.114	85.2	23.989	***116.3***	1:40.883 **(3)**	86.83	0.274	13:39:23.532
13 -	32.001	***93.5***	46.462	85.0	***23.971***	113.7	1:42.434	85.51	1.825	13:41:05.966

P10 21 Ross DRYBROUGH Merlyn Mk20 AS

IDEAL LAP TIME : 1:40.614 BEST LAP TIME : 1:41.026 DIFFERENCE : 0.412

LAP	SECTOR 1		SECTOR 2		SECTOR 3		LAP TIME	MPH	DIFF	TIME OF DAY
1 -		89.5	45.578	84.4	***24.181***	114.1	1:46.130	82.53	5.104	13:20:47.968
2 -	***31.609***	***93.3***	45.054	87.8	28.837	93.4	1:45.500	83.03	4.474	13:22:33.468
3 -	32.320	92.8	44.846	87.3	24.283	114.1	1:41.449	86.34	0.423	13:24:14.917
4 -	31.743	89.4	45.145	83.9	24.429	113.5	1:41.317	86.45	0.291	13:25:56.234
5 -	31.715	92.8	45.288	84.9	24.272	***114.9***	1:41.275	86.49	0.249	13:27:37.509
6 -	31.726	91.9	45.296	86.7	24.487	110.3	1:41.509	86.29	0.483	13:29:19.018
7 -	31.703	93.0	45.374	86.8	24.332	110.7	1:41.409	86.38	0.383	13:31:00.427
8 -	32.055	91.5	45.190	86.7	24.438	110.5	1:41.683	86.14	0.657	13:32:42.110
9 -	31.661	92.5	45.239	85.5	24.373	110.1	1:41.273	86.49	0.247	13:34:23.383
10 -	31.912	92.0	45.373	85.2	24.536	110.3	1:41.821	86.03	0.795	13:36:05.204
11 -	31.918	92.1	45.077	89.2	24.244	111.1	1:41.239 **(2)**	86.52	0.213	13:37:46.443
12 -	31.863	92.6	44.899	***89.5***	24.264	111.1	***1:41.026*** **(1)**	***86.70***		***13:39:27.469***
13 -	32.053	90.5	***44.824***	88.8	24.393	110.9	1:41.270 **(3)**	86.49	0.244	13:41:08.739

P11 89 50 Ted PEARSON Merlyn Mk11/17

IDEAL LAP TIME : 1:40.951 BEST LAP TIME : 1:41.367 DIFFERENCE : 0.416

LAP	SECTOR 1		SECTOR 2		SECTOR 3		LAP TIME	MPH	DIFF	TIME OF DAY
1 -		92.0	46.816	82.8	24.451	113.1	1:49.183	80.23	7.816	13:20:51.021
2 -	***31.538***	93.0	45.304	85.3	24.569	***113.5***	1:41.411 **(2)**	86.37	0.044	13:22:32.432
3 -	31.769	93.7	45.684	88.1	24.418	111.6	1:41.871	85.98	0.504	13:24:14.303
4 -	31.628	92.5	45.537	85.9	24.474	110.1	1:41.639	86.18	0.272	13:25:55.942
5 -	31.792	92.8	45.291	87.6	24.284	110.5	***1:41.367*** **(1)**	***86.41***		***13:27:37.309***
6 -	31.709	91.6	46.212	83.2	24.555	110.7	1:42.476	85.48	1.109	13:29:19.785

Weather / Track : Sunny / Dry

Brands Hatch GP
Circuit Length = 2.4332 miles
Start: 13:19 Flag 13:40 End: 13:42

Legends of Brands Hatch Superprix

HSCC Historic Formula Ford

RACE 1 - SECTOR ANALYSIS

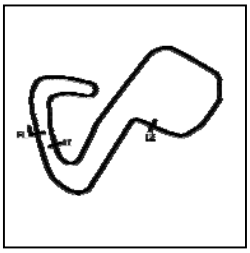

SECTOR 1 = FL to I1, SECTOR 2 = I1 to I2, SECTOR 3 = I2 to FL, DIFF = Difference To Personal Best Lap, P = Crossed Finish Line in Pit Lane, D = Time Disallowed

7 -	31.890	93.0	***45.201***	88.5	24.320	111.2	1:41.411 **(2)**	86.37	0.044	13:31:01.196
8 -	32.165	91.5	45.628	86.7	24.618	110.0	1:42.411	85.53	1.044	13:32:43.607
9 -	31.835	91.4	45.608	88.8	24.460	110.1	1:41.903	85.96	0.536	13:34:25.510
10 -	31.886	92.0	45.669	86.7	24.731	110.1	1:42.286	85.64	0.919	13:36:07.796
11 -	32.009	93.8	45.667	***89.7***	***24.212***	112.9	1:41.888	85.97	0.521	13:37:49.684
12 -	31.878	***94.5***	46.030	89.3	24.391	112.5	1:42.299	85.62	0.932	13:39:31.983
13 -	31.955	91.9	46.188	85.7	24.561	109.2	1:42.704	85.29	1.337	13:41:14.687

P12 17 50 Brian MORRIS Lola T202

IDEAL LAP TIME : 1:40.466 BEST LAP TIME : 1:40.952 DIFFERENCE : 0.486

LAP	SECTOR 1		SECTOR 2		SECTOR 3		LAP TIME	MPH	DIFF	TIME OF DAY
1 -		91.3	45.687	84.3	24.314	110.7	1:46.779	82.03	5.827	13:20:48.617
2 -	***31.426***	***93.0***	45.766	84.6	24.279	109.2	1:41.471	86.32	0.519	13:22:30.088
3 -	31.433	91.1	45.178	85.3	24.506	109.1	1:41.117 **(3)**	86.63	0.165	13:24:11.205
4 -	31.565	91.8	44.997	84.8	24.390	108.9	***1:40.952*** **(1)**	***86.77***		***13:25:52.157***
5 -	31.580	92.4	***44.916***	83.2	24.547	108.9	1:41.043 **(2)**	86.69	0.091	13:27:33.200
6 -	31.474	91.9	46.473	85.2	24.327	109.6	1:42.274	85.65	1.322	13:29:15.474
7 -	31.669	92.4	45.140	84.4	24.456	108.7	1:41.265	86.50	0.313	13:30:56.739
8 -	38.704	91.8	45.117	83.9	24.398	108.9	1:48.219	80.94	7.267	13:32:44.958
9 -	31.725	92.4	45.438	84.9	***24.124***	***112.4***	1:41.287	86.48	0.335	13:34:26.245
10 -	31.791	92.1	45.219	84.6	24.639	112.0	1:41.649	86.17	0.697	13:36:07.894
11 -	31.788	91.1	45.371	***88.1***	24.469	107.7	1:41.628	86.19	0.676	13:37:49.522
12 -	31.927	91.3	45.912	87.7	24.590	107.7	1:42.429	85.52	1.477	13:39:31.951
13 -	32.269	91.3	46.093	85.4	24.740	105.1	1:43.102	84.96	2.150	13:41:15.053

P13 69 50 Tiff NEEDELL Lotus 69F

IDEAL LAP TIME : 1:41.237 BEST LAP TIME : 1:41.470 DIFFERENCE : 0.233

LAP	SECTOR 1		SECTOR 2		SECTOR 3		LAP TIME	MPH	DIFF	TIME OF DAY
1 -		90.8	46.350	81.7	24.405	111.6	1:48.387	80.81	6.917	13:20:50.225
2 -	32.081	91.9	45.307	***88.6***	24.536	110.0	1:41.924	85.94	0.454	13:22:32.149
3 -	31.807	***92.9***	46.171	86.3	***24.267***	***113.1***	1:42.245	85.67	0.775	13:24:14.394
4 -	32.103	91.9	45.854	86.4	24.758	109.2	1:42.715	85.28	1.245	13:25:57.109
5 -	32.010	91.0	45.330	86.8	24.800	109.1	1:42.140	85.76	0.670	13:27:39.249
6 -	31.858	91.3	45.373	87.2	24.614	108.9	1:41.845 **(3)**	86.01	0.375	13:29:21.094
7 -	31.854	91.1	45.451	85.3	24.379	110.0	1:41.684 **(2)**	86.14	0.214	13:31:02.778
8 -	***31.791***	91.5	***45.179***	87.8	24.500	110.7	***1:41.470*** **(1)**	***86.32***		***13:32:44.248***
9 -	31.882	92.0	45.408	88.5	24.582	110.7	1:41.872	85.98	0.402	13:34:26.120
10 -	32.326	91.8	45.991	87.7	24.770	109.1	1:43.087	84.97	1.617	13:36:09.207
11 -	32.099	91.1	46.011	85.2	24.866	108.7	1:42.976	85.06	1.506	13:37:52.183
12 -	32.166	90.8	46.087	83.4	24.798	110.1	1:43.051	85.00	1.581	13:39:35.234
13 -	32.508	89.8	46.592	84.6	24.992	107.7	1:44.092	84.15	2.622	13:41:19.326

P14 166 50 Greg THORNTON Titan Mk3/4

IDEAL LAP TIME : 1:41.451 BEST LAP TIME : 1:42.022 DIFFERENCE : 0.571

LAP	SECTOR 1		SECTOR 2		SECTOR 3		LAP TIME	MPH	DIFF	TIME OF DAY
1 -		89.8	46.906	78.7	24.775	109.8	1:49.961	79.66	7.939	13:20:51.799
2 -	32.272	89.2	45.410	82.9	24.745	110.0	1:42.427	85.52	0.405	13:22:34.226
3 -	32.173	90.1	45.362	83.8	24.543	110.0	1:42.078 **(2)**	85.81	0.056	13:24:16.304
4 -	***31.851***	91.6	45.768	82.4	24.812	111.2	1:42.431	85.51	0.409	13:25:58.735
5 -	32.230	90.1	46.040	81.8	24.574	110.5	1:42.844	85.17	0.822	13:27:41.579
6 -	32.137	***92.1***	45.462	84.2	***24.423***	110.0	***1:42.022*** **(1)**	***85.86***		***13:29:23.601***
7 -	32.124	89.4	***45.177***	***85.3***	24.800	108.4	1:42.101 **(3)**	85.79	0.079	13:31:05.702
8 -	32.070	90.5	45.179	80.5	25.055	109.1	1:42.304	85.62	0.282	13:32:48.006
9 -	32.292	89.9	47.139	80.6	24.619	111.6	1:44.050	84.18	2.028	13:34:32.056
10 -	32.452	90.8	45.757	78.7	25.185	***112.5***	1:43.394	84.72	1.372	13:36:15.450
11 -	32.391	89.9	47.098	81.6	24.707	109.8	1:44.196	84.07	2.174	13:37:59.646
12 -	32.286	87.1	46.514	81.0	24.752	107.8	1:43.552	84.59	1.530	13:39:43.198
13 -	32.503	88.5	46.196	84.7	25.277	107.2	1:43.976	84.24	1.954	13:41:27.174

Weather / Track : Sunny / Dry

Brands Hatch GP
Circuit Length = 2.4332 miles
Start: 13:19 Flag 13:40 End: 13:42

Legends of Brands Hatch Superprix

HSCC Historic Formula Ford

RACE 1 - SECTOR ANALYSIS

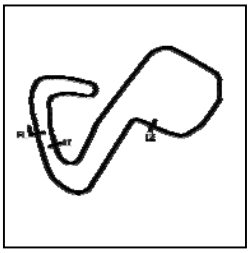

SECTOR 1 = FL to I1, SECTOR 2 = I1 to I2, SECTOR 3 = I2 to FL, DIFF = Difference To Personal Best Lap, P = Crossed Finish Line in Pit Lane, D = Time Disallowed

P15 22 50 Tim BRISE Merlyn Mk20

IDEAL LAP TIME : 1:41.403 BEST LAP TIME : 1:41.904 DIFFERENCE : 0.501

LAP	SECTOR 1		SECTOR 2		SECTOR 3		LAP TIME		MPH	DIFF	TIME OF DAY
1 -		89.2	46.659	82.4	24.707	110.7	1:49.133		80.26	7.229	13:20:50.971
2 -	32.063	93.3	45.774	83.7	25.031	110.0	1:42.868		85.15	0.964	13:22:33.839
3 -	32.267	93.3	***45.128***	86.7	***24.509***	***112.0***	***1:41.904***	**(1)**	***85.96***		***13:24:15.743***
4 -	32.067	91.8	45.684	85.7	25.064	110.0	1:42.815		85.20	0.911	13:25:58.558
5 -	31.790	92.1	45.639	85.4	24.662	110.9	1:42.091	**(3)**	85.80	0.187	13:27:40.649
6 -	***31.766***	92.6	45.515	87.4	24.725	110.3	1:42.006	**(2)**	85.87	0.102	13:29:22.655
7 -	31.774	91.9	45.697	86.0	24.891	109.8	1:42.362		85.57	0.458	13:31:05.017
8 -	31.931	92.5	45.586	87.2	25.348	109.8	1:42.865		85.15	0.961	13:32:47.882
9 -	32.557	***93.4***	46.688	89.1	24.739	109.4	1:43.984		84.24	2.080	13:34:31.866
10 -	32.004	92.0	46.174	84.2	25.262	109.4	1:43.440		84.68	1.536	13:36:15.306
11 -	32.717	91.8	46.388	***90.1***	25.141	109.1	1:44.246		84.03	2.342	13:37:59.552
12 -	32.097	91.8	47.943	79.5	25.043	109.4	1:45.083		83.36	3.179	13:39:44.635
13 -	31.830	92.0	45.585	85.2	25.224	109.8	1:42.639		85.34	0.735	13:41:27.274

P16 41 50 Paul UNSWORTH Palliser WDF3

IDEAL LAP TIME : 1:43.542 BEST LAP TIME : 1:43.822 DIFFERENCE : 0.280

LAP	SECTOR 1		SECTOR 2		SECTOR 3		LAP TIME		MPH	DIFF	TIME OF DAY
1 -		83.4	48.039	78.6	25.346	***109.8***	1:53.041		77.49	9.219	13:20:54.879
2 -	33.024	87.2	47.108	82.1	24.984	108.0	1:45.116		83.33	1.294	13:22:39.995
3 -	32.271	***90.3***	***46.589***	81.9	24.962	108.0	***1:43.822***	**(1)**	***84.37***		***13:24:23.817***
4 -	32.567	86.5	46.943	79.7	***24.695***	108.0	1:44.205		84.06	0.383	13:26:08.022
5 -	32.527	88.3	46.791	75.5	25.049	107.2	1:44.367		83.93	0.545	13:27:52.389
6 -	32.616	88.1	48.492	79.1	25.006	108.0	1:46.114		82.55	2.292	13:29:38.503
7 -	***32.258***	88.0	46.950	80.4	24.943	105.6	1:44.151	**(2)**	84.10	0.329	13:31:22.654
8 -	32.814	86.3	47.329	82.0	24.806	107.3	1:44.949		83.46	1.127	13:33:07.603
9 -	32.363	87.7	46.715	79.2	25.086	105.8	1:44.164	**(3)**	84.09	0.342	13:34:51.767
10 -	32.697	88.8	46.708	81.3	24.840	107.2	1:44.245		84.03	0.423	13:36:36.012
11 -	32.510	87.9	46.942	***83.7***	24.921	107.0	1:44.373		83.92	0.551	13:38:20.385
12 -	32.661	86.8	46.801	82.1	25.063	106.3	1:44.525		83.80	0.703	13:40:04.910
13 -	32.340	89.0	46.865	80.5	25.902	104.0	1:45.107		83.34	1.285	13:41:50.017

P17 27 50 Dick DIXON Lotus 61

IDEAL LAP TIME : 1:43.160 BEST LAP TIME : 1:44.391 DIFFERENCE : 1.231

LAP	SECTOR 1		SECTOR 2		SECTOR 3		LAP TIME		MPH	DIFF	TIME OF DAY
1 -		90.1	48.046	77.7	25.529	108.5	1:52.763		77.68	8.372	13:20:54.601
2 -	33.007	90.1	47.716	77.3	25.126	109.6	1:45.849		82.75	1.458	13:22:40.450
3 -	32.754	90.5	47.123	78.2	25.540	108.4	1:45.417		83.09	1.026	13:24:25.867
4 -	32.587	90.1	46.983	74.8	25.425	107.8	1:44.995		83.43	0.604	13:26:10.862
5 -	32.764	90.4	47.468	78.4	25.107	108.2	1:45.339		83.15	0.948	13:27:56.201
6 -	***32.286***	90.8	47.184	78.0	25.296	107.5	1:44.766		83.61	0.375	13:29:40.967
7 -	32.525	89.8	46.955	79.1	25.101	107.8	1:44.581	**(3)**	83.76	0.190	13:31:25.548
8 -	32.583	90.1	46.684	79.1	25.282	108.0	1:44.549	**(2)**	83.78	0.158	13:33:10.097
9 -	33.497	88.6	46.481	77.7	***24.630***	***111.4***	1:44.608		83.73	0.217	13:34:54.705
10 -	33.051	***92.0***	46.876	***81.9***	25.120	108.0	1:45.047		83.38	0.656	13:36:39.752
11 -	32.492	89.5	***46.244***	78.8	25.655	107.2	***1:44.391***	**(1)**	***83.91***		***13:38:24.143***
12 -	32.620	89.2	46.775	75.3	25.327	107.5	1:44.722		83.64	0.331	13:40:08.865
13 -	32.543	89.2	47.511	76.6	25.353	106.0	1:45.407		83.10	1.016	13:41:54.272

P18 87 Ian JEARY Elden Mk8

IDEAL LAP TIME : 1:43.647 BEST LAP TIME : 1:43.854 DIFFERENCE : 0.207

LAP	SECTOR 1		SECTOR 2		SECTOR 3		LAP TIME		MPH	DIFF	TIME OF DAY
1 -		88.7	47.808	83.4	25.621	110.0	1:53.905		76.90	10.051	13:20:55.743
2 -	33.111	88.5	47.289	81.6	25.250	110.5	1:45.650		82.91	1.796	13:22:41.393
3 -	32.655	89.7	47.471	84.3	25.182	108.4	1:45.308		83.18	1.454	13:24:26.701
4 -	32.760	89.9	47.684	***87.0***	25.023	108.9	1:45.467		83.05	1.613	13:26:12.168
5 -	32.523	***91.1***	47.640	79.4	25.253	111.8	1:45.416		83.09	1.562	13:27:57.584
6 -	32.838	90.3	47.077	83.4	***24.797***	111.4	1:44.712		83.65	0.858	13:29:42.296

Weather / Track : Sunny / Dry

Brands Hatch GP
Circuit Length = 2.4332 miles
Start: 13:19 Flag 13:40 End: 13:42

Legends of Brands Hatch Superprix

HSCC Historic Formula Ford

RACE 1 - SECTOR ANALYSIS

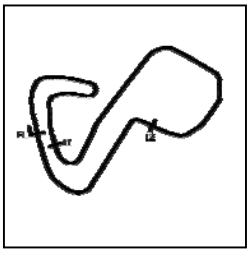

SECTOR 1 = FL to I1, SECTOR 2 = I1 to I2, SECTOR 3 = I2 to FL, DIFF = Difference To Personal Best Lap, P = Crossed Finish Line in Pit Lane, D = Time Disallowed

7 -	32.422	90.4	46.632	85.9	25.074	108.7	1:44.128	(2)	84.12	0.274	13:31:26.424
8 -	***32.323***	90.4	46.537	86.2	24.994	***112.4***	***1:43.854***	(1)	***84.34***		***13:33:10.278***
9 -	33.008	89.7	***46.527***	85.5	***24.797***	108.9	1:44.332	(3)	83.96	0.478	13:34:54.610
10 -	33.077	89.1	48.221	85.0	25.300	107.2	1:46.598		82.17	2.744	13:36:41.208
11 -	32.991	89.5	47.826	83.2	26.001	105.0	1:46.818		82.00	2.964	13:38:28.026
12 -	33.000	89.7	47.461	83.7	25.379	108.2	1:45.840		82.76	1.986	13:40:13.866
13 -	33.055	90.5	47.320	83.3	25.267	107.3	1:45.642		82.92	1.788	13:41:59.508

P19 63 50 Matthew STURMER Macon MR8

IDEAL LAP TIME : 1:43.821 BEST LAP TIME : 1:44.077 DIFFERENCE : 0.256

LAP	SECTOR 1		SECTOR 2		SECTOR 3		LAP TIME		MPH	DIFF	TIME OF DAY
1 -		87.8	48.138	83.0	25.355	***109.8***	1:54.369		76.59	10.292	13:20:56.207
2 -	33.495	85.7	47.585	85.4	25.019	108.5	1:46.099		82.56	2.022	13:22:42.306
3 -	32.973	86.7	46.974	79.8	25.053	106.1	1:45.000		83.42	0.923	13:24:27.306
4 -	32.863	88.7	47.433	85.7	24.872	108.0	1:45.168		83.29	1.091	13:26:12.474
5 -	32.736	87.1	47.244	77.2	25.533	105.8	1:45.513		83.02	1.436	13:27:57.987
6 -	33.114	86.4	46.790	85.1	***24.773***	107.3	1:44.677	(2)	83.68	0.600	13:29:42.664
7 -	33.097	87.8	48.577	79.1	25.540	106.8	1:47.214		81.70	3.137	13:31:29.878
8 -	32.834	***89.7***	47.703	85.0	25.188	105.0	1:45.725		82.85	1.648	13:33:15.603
9 -	32.569	87.4	47.934	75.1	25.398	105.5	1:45.901		82.71	1.824	13:35:01.504
10 -	***32.396***	89.2	***46.652***	***86.8***	25.029	106.3	***1:44.077***	(1)	***84.16***		***13:36:45.581***
11 -	32.820	88.4	47.107	83.8	25.089	105.6	1:45.016		83.41	0.939	13:38:30.597
12 -	33.405	85.3	47.084	84.9	25.070	105.3	1:45.559		82.98	1.482	13:40:16.156
13 -	32.616	88.5	47.223	83.6	25.145	106.3	1:44.984	(3)	83.43	0.907	13:42:01.140

P20 82 Lee PENSON Lotus 51A

IDEAL LAP TIME : 1:44.324 BEST LAP TIME : 1:44.720 DIFFERENCE : 0.396

LAP	SECTOR 1		SECTOR 2		SECTOR 3		LAP TIME		MPH	DIFF	TIME OF DAY
1 -		88.7	48.759	78.9	25.341	113.1	1:54.050		76.80	9.330	13:20:55.888
2 -	33.381	92.4	47.280	***80.7***	25.421	111.2	1:46.082		82.57	1.362	13:22:41.970
3 -	32.631	92.8	47.385	79.7	***24.852***	***113.5***	1:44.868	(2)	83.53	0.148	13:24:26.838
4 -	32.755	***93.0***	***46.871***	80.5	25.094	110.9	***1:44.720***	(1)	***83.65***		***13:26:11.558***
5 -	***32.601***	92.5	47.333	79.7	25.770	107.3	1:45.704		82.87	0.984	13:27:57.262
6 -	32.741	91.8	47.142	79.3	25.072	110.5	1:44.955	(3)	83.46	0.235	13:29:42.217
7 -	33.788	88.3	48.036	77.5	25.569	109.1	1:47.393		81.56	2.673	13:31:29.610
8 -	32.817	91.5	48.807	77.2	25.738	109.1	1:47.362		81.59	2.642	13:33:16.972
9 -	33.253	91.4	47.777	76.0	25.678	108.4	1:46.708		82.09	1.988	13:35:03.680
10 -	32.993	92.0	48.291	75.6	25.590	108.5	1:46.874		81.96	2.154	13:36:50.554
11 -	33.037	90.6	48.360	75.9	26.156	107.8	1:47.553		81.44	2.833	13:38:38.107
12 -	33.182	90.4	48.530	74.1	25.980	108.0	1:47.692		81.34	2.972	13:40:25.799
13 -	33.542	90.3	48.876	72.3	26.673	103.2	1:49.091		80.29	4.371	13:42:14.890

P21 47 50 Louis HANJOUL Elden Mk8/10

IDEAL LAP TIME : 1:45.068 BEST LAP TIME : 1:45.324 DIFFERENCE : 0.256

LAP	SECTOR 1		SECTOR 2		SECTOR 3		LAP TIME		MPH	DIFF	TIME OF DAY
1 -		***88.6***	49.364	80.5	25.564	***108.4***	1:56.607		75.12	11.283	13:20:58.445
2 -	33.329	87.1	47.656	80.2	25.632	106.1	1:46.617		82.16	1.293	13:22:45.062
3 -	32.932	86.9	47.479	83.5	***25.239***	107.0	1:45.650	(3)	82.91	0.326	13:24:30.712
4 -	***32.694***	87.1	47.388	***84.9***	25.509	107.5	1:45.591	(2)	82.96	0.267	13:26:16.303
5 -	32.950	87.0	47.875	83.6	25.444	107.2	1:46.269		82.43	0.945	13:28:02.572
6 -	32.703	87.7	***47.135***	84.2	25.486	107.2	***1:45.324***	(1)	***83.17***		***13:29:47.896***
7 -	34.671	87.3	47.629	83.6	25.378	106.3	1:47.678		81.35	2.354	13:31:35.574
8 -	34.314	85.8	47.773	82.9	25.596	105.8	1:47.683		81.34	2.359	13:33:23.257
9 -	33.722	82.7	47.522	83.1	25.438	106.0	1:46.682		82.11	1.358	13:35:09.939
10 -	32.830	86.7	47.643	82.4	26.746	105.6	1:47.219		81.70	1.895	13:36:57.158
11 -	33.276	84.4	47.665	83.0	25.675	106.0	1:46.616		82.16	1.292	13:38:43.774
12 -	32.866	85.9	47.627	81.9	25.591	106.0	1:46.084		82.57	0.760	13:40:29.858
13 -	33.165	86.2	47.496	82.6	26.397	102.7	1:47.058		81.82	1.734	13:42:16.916

Weather / Track : Sunny / Dry

Brands Hatch GP
Circuit Length = 2.4332 miles
Start: 13:19 Flag 13:40 End: 13:42

Legends of Brands Hatch Superprix

HSCC Historic Formula Ford

RACE 1 - SECTOR ANALYSIS

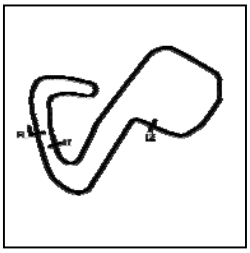

SECTOR 1 = FL to I1, SECTOR 2 = I1 to I2, SECTOR 3 = I2 to FL, DIFF = Difference To Personal Best Lap, P = Crossed Finish Line in Pit Lane, D = Time Disallowed

P22 77 50 Chris SHARPLES Palliser WDF1

IDEAL LAP TIME : 1:44.764 BEST LAP TIME : 1:45.348 DIFFERENCE : 0.584

LAP	SECTOR 1		SECTOR 2		SECTOR 3		LAP TIME	MPH	DIFF	TIME OF DAY
1 -		83.1	49.460	72.0	25.739	110.3	1:58.846	73.70	13.498	13:21:00.684
2 -	33.758	87.9	47.840	76.7	25.924	106.6	1:47.522	81.47	2.174	13:22:48.206
3 -	33.755	89.1	48.201	71.9	25.507	109.8	1:47.463	81.51	2.115	13:24:35.669
4 -	33.521	88.7	47.524	76.6	25.609	109.6	1:46.654	82.13	1.306	13:26:22.323
5 -	33.369	88.3	47.694	72.7	25.755	110.0	1:46.818	82.00	1.470	13:28:09.141
6 -	33.492	87.8	47.881	72.0	25.872	109.1	1:47.245	81.68	1.897	13:29:56.386
7 -	35.077	89.4	47.276	77.1	***25.115***	***111.6***	1:47.468	81.51	2.120	13:31:43.854
8 -	33.557	88.4	47.788	80.9	25.183	110.9	1:46.528	82.23	1.180	13:33:30.382
9 -	33.164	88.4	***46.820***	81.4	25.372	***111.6***	1:45.356 **(2)**	83.14	0.008	13:35:15.738
10 -	33.228	88.8	48.152	80.7	25.586	107.3	1:46.966	81.89	1.618	13:37:02.704
11 -	33.345	89.3	47.434	82.8	25.417	107.5	1:46.196	82.48	0.848	13:38:48.900
12 -	***32.829***	***89.7***	47.110	***84.5***	25.409	108.0	***1:45.348*** **(1)**	***83.15***		***13:40:34.248***
13 -	33.215	87.3	47.172	84.2	25.459	105.0	1:45.846 **(3)**	82.76	0.498	13:42:20.094

P23 93 50 Rudolf ERNST Titan Mk6

IDEAL LAP TIME : 1:45.542 BEST LAP TIME : 1:45.809 DIFFERENCE : 0.267

LAP	SECTOR 1		SECTOR 2		SECTOR 3		LAP TIME	MPH	DIFF	TIME OF DAY
1 -		83.8	49.311	77.5	25.882	107.5	1:58.355	74.01	12.546	13:21:00.193
2 -	33.758	85.5	47.942	80.3	26.265	104.2	1:47.965	81.13	2.156	13:22:48.158
3 -	33.134	86.8	48.427	77.1	***25.386***	107.5	1:46.947	81.90	1.138	13:24:35.105
4 -	33.309	87.1	47.996	79.5	25.407	106.6	1:46.712	82.08	0.903	13:26:21.817
5 -	33.200	87.4	47.966	77.4	25.632	106.6	1:46.798	82.02	0.989	13:28:08.615
6 -	33.134	85.8	48.383	78.6	25.616	106.0	1:47.133	81.76	1.324	13:29:55.748
7 -	34.206	86.4	48.070	82.6	25.569	106.6	1:47.845	81.22	2.036	13:31:43.593
8 -	33.251	87.1	47.916	81.8	25.620	***111.4***	1:46.787	82.03	0.978	13:33:30.380
9 -	33.688	86.2	47.571	80.7	25.684	105.8	1:46.943	81.91	1.134	13:35:17.323
10 -	32.921	***88.0***	47.927	80.2	25.438	108.2	1:46.286 **(3)**	82.41	0.477	13:37:03.609
11 -	33.276	86.8	47.816	83.5	25.399	107.3	1:46.491	82.25	0.682	13:38:50.100
12 -	***32.887***	87.4	***47.269***	***85.0***	25.653	107.3	***1:45.809*** **(1)**	***82.78***		***13:40:35.909***
13 -	32.982	87.7	47.529	84.5	25.421	107.2	1:45.932 **(2)**	82.69	0.123	13:42:21.841

P24 19 50 Stephen KING Macon MR8

IDEAL LAP TIME : 1:45.341 BEST LAP TIME : 1:45.759 DIFFERENCE : 0.418

LAP	SECTOR 1		SECTOR 2		SECTOR 3		LAP TIME	MPH	DIFF	TIME OF DAY
1 -		86.1	49.306	77.4	25.975	108.7	1:57.811	74.35	12.052	13:20:59.649
2 -	33.707	89.0	48.057	81.2	25.643	108.2	1:47.407	81.55	1.648	13:22:47.056
3 -	33.658	***90.0***	48.500	75.0	25.465	107.8	1:47.623	81.39	1.864	13:24:34.679
4 -	32.993	89.9	48.258	77.2	25.291	108.4	1:46.542	82.21	0.783	13:26:21.221
5 -	33.112	89.5	48.231	78.7	25.478	108.4	1:46.821	82.00	1.062	13:28:08.042
6 -	33.241	89.0	48.205	80.7	25.523	107.8	1:46.969	81.89	1.210	13:29:55.011
7 -	34.339	86.8	48.177	79.9	25.341	107.5	1:47.857	81.21	2.098	13:31:42.868
8 -	***32.776***	89.5	47.791	80.6	25.540	108.0	1:46.107 **(2)**	82.55	0.348	13:33:28.975
9 -	33.144	88.5	47.761	***85.3***	25.714	108.2	1:46.619	82.16	0.860	13:35:15.594
10 -	33.758	89.3	48.348	81.1	25.473	108.7	1:47.579	81.42	1.820	13:37:03.173
11 -	33.329	89.5	47.783	83.8	***25.277***	108.7	1:46.389 **(3)**	82.33	0.630	13:38:49.562
12 -	32.872	89.4	***47.288***	82.2	25.599	***109.1***	***1:45.759*** **(1)**	***82.82***		***13:40:35.321***
13 -	33.112	88.8	48.877	83.4	25.552	105.5	1:47.541	81.45	1.782	13:42:22.862

P25 26 50 John SLACK Lola T200

IDEAL LAP TIME : 1:45.093 BEST LAP TIME : 1:45.361 DIFFERENCE : 0.268

LAP	SECTOR 1		SECTOR 2		SECTOR 3		LAP TIME	MPH	DIFF	TIME OF DAY
1 -		86.8	48.362	77.4	25.518	108.5	1:56.051	75.48	10.690	13:20:57.889
2 -	33.307	87.1	47.179	80.0	25.413	108.5	1:45.899	82.71	0.538	13:22:43.788
3 -	33.100	89.1	***46.966***	80.1	25.295	108.2	***1:45.361*** **(1)**	***83.14***		***13:24:29.149***
4 -	33.126	81.8	47.076	***84.6***	***25.273***	***109.4***	1:45.475 **(3)**	83.05	0.114	13:26:14.624
5 -	***32.854***	***91.5***	47.305	80.8	25.310	108.5	1:45.469 **(2)**	83.05	0.108	13:28:00.093
6 -	33.194	89.2	47.182	81.0	25.550	107.8	1:45.926	82.69	0.565	13:29:46.019

Weather / Track : Sunny / Dry

Brands Hatch GP
Circuit Length = 2.4332 miles
Start: 13:19 Flag 13:40 End: 13:42

Legends of Brands Hatch Superprix

HSCC Historic Formula Ford

RACE 1 - SECTOR ANALYSIS

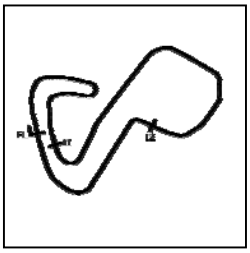

SECTOR 1 = FL to I1, SECTOR 2 = I1 to I2, SECTOR 3 = I2 to FL, DIFF = Difference To Personal Best Lap, P = Crossed Finish Line in Pit Lane, D = Time Disallowed

7 -	55.955	85.5	48.028	77.3	25.407	106.8	2:09.390	67.70	24.029	13:31:55.409
8 -	33.319	88.7	47.690	76.8	25.706	107.7	1:46.715	82.08	1.354	13:33:42.124
9 -	33.140	87.7	47.989	78.4	25.501	106.8	1:46.630	82.15	1.269	13:35:28.754
10 -	34.084	86.3	47.868	77.8	25.456	108.0	1:47.408	81.55	2.047	13:37:16.162
11 -	34.568	89.5	47.395	77.5	25.534	107.5	1:47.497	81.48	2.136	13:39:03.659
12 -	33.466	87.9	48.543	77.8	25.723	107.3	1:47.732	81.31	2.371	13:40:51.391

P26 85 Freddie LILLINGSTON-PRICE Merlyn Mk11

IDEAL LAP TIME : 1:48.588 BEST LAP TIME : 1:49.368 DIFFERENCE : 0.780

LAP	SECTOR 1		SECTOR 2		SECTOR 3		LAP TIME		MPH	DIFF	TIME OF DAY
1 -		86.4	51.072	75.1	26.618	105.6	2:01.942		71.83	12.574	13:21:03.780
2 -	35.944	87.2	51.070	73.2	26.752	104.6	1:53.766		76.99	4.398	13:22:57.546
3 -	34.576	88.5	51.550	72.7	26.677	104.8	1:52.803		77.65	3.435	13:24:50.349
4 -	34.749	***89.3***	51.405	76.2	26.412	104.8	1:52.566		77.81	3.198	13:26:42.915
5 -	34.146	88.1	50.670	76.9	26.077	106.6	1:50.893		78.99	1.525	13:28:33.808
6 -	34.185	89.1	50.148	72.0	26.307	104.3	1:50.640		79.17	1.272	13:30:24.448
7 -	33.936	88.8	50.166	77.4	26.370	103.8	1:50.472		79.29	1.104	13:32:14.920
8 -	35.061	81.2	***49.301***	76.6	25.723	***107.2***	1:50.085	**(2)**	79.57	0.717	13:34:05.005
9 -	35.354	86.7	49.452	77.6	25.713	106.8	1:50.519		79.26	1.151	13:35:55.524
10 -	***33.757***	83.5	50.081	***83.6***	***25.530***	105.6	***1:49.368***	**(1)**	***80.09***		***13:37:44.892***
11 -	35.090	88.8	49.565	80.1	25.617	103.8	1:50.272	**(3)**	79.43	0.904	13:39:35.164
12 -	34.030	88.7	51.332	76.7	27.182	100.1	1:52.544		77.83	3.176	13:41:27.708

P27 9 50 Kevin WILLIAMS Merlyn Mk20A

IDEAL LAP TIME : 1:48.437 BEST LAP TIME : 1:49.140 DIFFERENCE : 0.703

LAP	SECTOR 1		SECTOR 2		SECTOR 3		LAP TIME		MPH	DIFF	TIME OF DAY
1 -		86.5	50.739	73.4	26.143	106.6	2:02.072		71.75	12.932	13:21:03.910
2 -	34.842	87.6	50.195	72.0	26.499	106.0	1:51.536		78.53	2.396	13:22:55.446
3 -	34.955	88.6	50.861	73.6	26.587	104.8	1:52.403		77.93	3.263	13:24:47.849
4 -	35.028	86.8	51.377	71.7	26.481	105.3	1:52.886		77.59	3.746	13:26:40.735
5 -	34.969	84.4	50.806	72.9	26.474	104.8	1:52.249		78.03	3.109	13:28:32.984
6 -	34.600	88.4	50.316	72.3	26.604	104.5	1:51.520		78.54	2.380	13:30:24.504
7 -	34.502	***89.5***	50.118	78.8	26.036	105.6	1:50.656		79.16	1.516	13:32:15.160
8 -	34.418	86.4	***49.095***	78.2	25.837	106.3	1:49.350	**(2)**	80.10	0.210	13:34:04.510
9 -	35.195	86.1	49.294	74.2	25.791	105.5	1:50.280	**(3)**	79.43	1.140	13:35:54.790
10 -	34.302	88.5	51.109	***82.5***	***25.260***	***107.5***	1:50.671		79.15	1.531	13:37:45.461
11 -	***34.082***	89.0	49.660	80.5	25.398	106.1	***1:49.140***	**(1)**	***80.26***		***13:39:34.601***
12 -	34.274	88.7	53.286	68.2	27.330	94.3	1:54.890		76.24	5.750	13:41:29.491

P28 96 50 Antony ROSS Lola T204

IDEAL LAP TIME : 1:41.524 BEST LAP TIME : 1:41.721 DIFFERENCE : 0.197

LAP	SECTOR 1		SECTOR 2		SECTOR 3		LAP TIME		MPH	DIFF	TIME OF DAY
1 -		90.3	47.163	79.0	24.525	***115.3***	1:50.408		79.34	8.687	13:20:52.246
2 -	32.097	91.0	45.746	84.9	24.697	112.2	1:42.540		85.42	0.819	13:22:34.786
3 -	31.950	***93.0***	45.430	85.8	***24.341***	114.3	***1:41.721***	**(1)**	***86.11***		***13:24:16.507***
4 -	31.963	92.3	45.602	82.3	24.811	114.9	1:42.376		85.56	0.655	13:25:58.883
5 -	32.181	92.8	45.519	***87.0***	24.594	111.8	1:42.294	**(3)**	85.63	0.573	13:27:41.177
6 -	32.198	91.1	***45.302***	86.4	24.405	113.3	1:41.905	**(2)**	85.96	0.184	13:29:23.082

P29 20 50 Kevin STANZL Merlyn Mk20

IDEAL LAP TIME : 1:41.831 BEST LAP TIME : 1:42.051 DIFFERENCE : 0.220

LAP	SECTOR 1		SECTOR 2		SECTOR 3		LAP TIME		MPH	DIFF	TIME OF DAY
1 -		90.9	47.235	77.5	24.694	***111.2***	1:50.343		79.38	8.292	13:20:52.181
2 -	32.547	***92.3***	45.956	83.0	24.690	110.7	1:43.193	**(3)**	84.88	1.142	13:22:35.374
3 -	32.157	91.9	***45.481***	87.1	***24.430***	110.3	1:42.068	**(2)**	85.82	0.017	13:24:17.442
4 -	***31.920***	90.8	45.575	79.7	24.556	110.9	***1:42.051***	**(1)**	***85.83***		***13:25:59.493***

Weather / Track : Sunny / Dry

Brands Hatch GP
Circuit Length = 2.4332 miles
Start: 13:19 Flag 13:40 End: 13:42

Legends of Brands Hatch Superprix

HSCC Historic Formula Ford

RACE 1 - SECTOR ANALYSIS

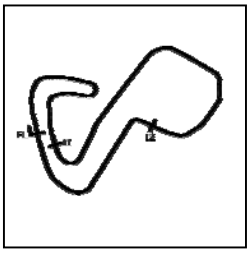

SECTOR 1 = FL to I1, SECTOR 2 = I1 to I2, SECTOR 3 = I2 to FL, DIFF = Difference To Personal Best Lap, P = Crossed Finish Line in Pit Lane, D = Time Disallowed

P30 64 Benjamin TUSTING Merlyn Mk20A

IDEAL LAP TIME : 1:40.245 BEST LAP TIME : 1:42.216 DIFFERENCE : 1.971

LAP	SECTOR 1		SECTOR 2		SECTOR 3		LAP TIME	MPH	DIFF	TIME OF DAY
1 -		91.9	44.970	86.3	23.956	110.7	1:42.406 **(2)**	85.54	0.190	13:20:44.244
2 -	***31.370***	92.4	50.625	***86.9***	23.985	***113.9***	1:45.980 **(3)**	82.65	3.764	13:22:30.224
3 -	33.341	92.5	***44.927***	85.3	***23.948***	111.4	***1:42.216*** **(1)**	***85.69***		***13:24:12.440***

Weather / Track : Sunny / Dry

Brands Hatch GP
Circuit Length = 2.4332 miles
Start: 13:19 Flag 13:40 End: 13:42

Legends of Brands Hatch Superprix

HSCC Historic Formula Ford

RACE 1 - BEST SECTORS

	SECTOR 1			SECTOR 2			SECTOR 3			IDEAL / BEST COMPARISON					
POS	NO	NAME	TIME	NO	NAME	TIME	NO	NAME	TIME	POS	NO	NAME	IDEAL	BEST	DIFF
												PERFECT LAP	1:38.671		
1	7	JACKSON	30.836	5	TARLING	44.087	76	LIVINGSTON	23.748	1	7	JACKSON	1:38.853	1:39.018	0.165
2	5	TARLING	30.952	97	THURSTON	44.144	7	JACKSON	23.797	2	5	TARLING	1:38.880	1:38.897	0.017
3	76	LIVINGSTON	31.085	7	JACKSON	44.220	158	STUTELY	23.807	3	97	THURSTON	1:39.076	1:39.188	0.112
4	97	THURSTON	31.119	76	LIVINGSTON	44.406	97	THURSTON	23.813	4	76	LIVINGSTON	1:39.239	1:39.603	0.364
5	158	STUTELY	31.228	70	STANZL	44.616	5	TARLING	23.841	5	158	STUTELY	1:39.695	1:39.857	0.162
6	37	NUTHALL	31.249	158	STUTELY	44.660	70	STANZL	23.948	6	70	STANZL	1:39.895	1:40.093	0.198
7	53	RICHARDS	31.301	53	RICHARDS	44.789	64	TUSTING	23.948	7	53	RICHARDS	1:40.133	1:40.549	0.416
8	70	STANZL	31.331	21	DRYBROUGH	44.824	37	NUTHALL	23.953	8	37	NUTHALL	1:40.156	1:40.216	0.060
9	64	TUSTING	31.370	17	MORRIS	44.916	36	SMITH	23.971	9	64	TUSTING	1:40.245	1:42.216	1.971
10	17	MORRIS	31.426	64	TUSTING	44.927	53	RICHARDS	24.043	10	17	MORRIS	1:40.466	1:40.952	0.486
11	89	PEARSON	31.538	36	SMITH	44.938	17	MORRIS	24.124	11	36	SMITH	1:40.476	1:40.609	0.133
12	36	SMITH	31.567	37	NUTHALL	44.954	21	DRYBROUGH	24.181	12	21	DRYBROUGH	1:40.614	1:41.026	0.412
13	21	DRYBROUGH	31.609	22	BRISE	45.128	89	PEARSON	24.212	13	89	PEARSON	1:40.951	1:41.367	0.416
14	22	BRISE	31.766	166	THORNTON	45.177	69	NEEDELL	24.267	14	69	NEEDELL	1:41.237	1:41.470	0.233
15	69	NEEDELL	31.791	69	NEEDELL	45.179	96	ROSS	24.341	15	22	BRISE	1:41.403	1:41.904	0.501
16	166	THORNTON	31.851	89	PEARSON	45.201	166	THORNTON	24.423	16	166	THORNTON	1:41.451	1:42.022	0.571
17	96	ROSS	31.881	96	ROSS	45.302	20	STANZL	24.430	17	96	ROSS	1:41.524	1:41.721	0.197
18	20	STANZL	31.920	20	STANZL	45.481	22	BRISE	24.509	18	20	STANZL	1:41.831	1:42.051	0.220
19	41	UNSWORTH	32.258	27	DIXON	46.244	27	DIXON	24.630	19	27	DIXON	1:43.160	1:44.391	1.231
20	27	DIXON	32.286	87	JEARY	46.527	41	UNSWORTH	24.695	20	41	UNSWORTH	1:43.542	1:43.822	0.280
21	87	JEARY	32.323	41	UNSWORTH	46.589	63	STURMER	24.773	21	87	JEARY	1:43.647	1:43.854	0.207
22	63	STURMER	32.396	63	STURMER	46.652	87	JEARY	24.797	22	63	STURMER	1:43.821	1:44.077	0.256
23	82	PENSON	32.601	77	SHARPLES	46.820	82	PENSON	24.852	23	82	PENSON	1:44.324	1:44.720	0.396
24	47	HANJOUL	32.694	82	PENSON	46.871	77	SHARPLES	25.115	24	77	SHARPLES	1:44.764	1:45.348	0.584
25	19	KING	32.776	26	SLACK	46.966	47	HANJOUL	25.239	25	47	HANJOUL	1:45.068	1:45.324	0.256
26	77	SHARPLES	32.829	47	HANJOUL	47.135	9	WILLIAMS	25.260	26	26	SLACK	1:45.093	1:45.361	0.268
27	26	SLACK	32.854	93	ERNST	47.269	26	SLACK	25.273	27	19	KING	1:45.341	1:45.759	0.418
28	93	ERNST	32.887	19	KING	47.288	19	KING	25.277	28	93	ERNST	1:45.542	1:45.809	0.267
29	85	LILLINGSTON-PRIC	33.757	9	WILLIAMS	49.095	93	ERNST	25.386	29	9	WILLIAMS	1:48.437	1:49.140	0.703
30	9	WILLIAMS	34.082	85	LILLINGSTON-PRIC	49.301	85	LILLINGSTON-PRIC	25.530	30	85	LILLINGSTON-PRICE	1:48.588	1:49.368	0.780
31				11	MANSELL	1:03.098									

Weather / Track : Sunny / Dry

Brands Hatch GP
Circuit Length = 2.4332 miles
Start: 13:19 Flag 13:40 End: 13:42

Results can be found at www.tsl-timing.com

Printed - 13:47 Saturday, 29 June 2019

Legends of Brands Hatch Superprix

HSCC Historic Formula Ford

RACE 1 - BEST SPEEDS

	INTERMEDIATE 1			INTERMEDIATE 2			FINISH LINE		
POS	NO	NAME	MPH	NO	NAME	MPH	NO	NAME	MPH
1	**5**	TARLING	**95.5**	**5**	TARLING	**93.8**	**36**	SMITH	**116.3**
2	**158**	STUTELY	**94.7**	**7**	JACKSON	**93.0**	**70**	STANZL	**115.3**
3	**76**	LIVINGSTON	**94.7**	**97**	THURSTON	**92.1**	**96**	ROSS	**115.3**
4	**89**	PEARSON	**94.5**	**70**	STANZL	**91.5**	**53**	RICHARDS	**115.1**
5	**37**	NUTHALL	**94.2**	**53**	RICHARDS	**91.3**	**21**	DRYBROUGH	**114.9**
6	**53**	RICHARDS	**94.1**	**36**	SMITH	**90.6**	**76**	LIVINGSTON	**113.9**
7	**7**	JACKSON	**93.9**	**22**	BRISE	**90.1**	**64**	TUSTING	**113.9**
8	**97**	THURSTON	**93.8**	**158**	STUTELY	**89.9**	**97**	THURSTON	**113.5**
9	**36**	SMITH	**93.5**	**37**	NUTHALL	**89.9**	**89**	PEARSON	**113.5**
10	**22**	BRISE	**93.4**	**89**	PEARSON	**89.7**	**82**	PENSON	**113.5**
11	**21**	DRYBROUGH	**93.3**	**21**	DRYBROUGH	**89.5**	**158**	STUTELY	**113.3**
12	**17**	MORRIS	**93.0**	**20**	STANZL	**89.5**	**37**	NUTHALL	**113.1**
13	**82**	PENSON	**93.0**	**76**	LIVINGSTON	**89.2**	**69**	NEEDELL	**113.1**
14	**96**	ROSS	**93.0**	**69**	NEEDELL	**88.6**	**5**	TARLING	**112.7**
15	**64**	TUSTING	**93.0**	**17**	MORRIS	**88.1**	**166**	THORNTON	**112.5**
16	**69**	NEEDELL	**92.9**	**87**	JEARY	**87.0**	**17**	MORRIS	**112.4**
17	**70**	STANZL	**92.8**	**96**	ROSS	**87.0**	**87**	JEARY	**112.4**
18	**20**	STANZL	**92.3**	**64**	TUSTING	**86.9**	**22**	BRISE	**112.0**
19	**166**	THORNTON	**92.1**	**63**	STURMER	**86.8**	**77**	SHARPLES	**111.6**
20	**27**	DIXON	**92.0**	**166**	THORNTON	**85.3**	**27**	DIXON	**111.4**
21	**26**	SLACK	**91.5**	**19**	KING	**85.3**	**93**	ERNST	**111.4**
22	**87**	JEARY	**91.1**	**93**	ERNST	**85.0**	**20**	STANZL	**111.2**
23	**41**	UNSWORTH	**90.3**	**47**	HANJOUL	**84.9**	**7**	JACKSON	**110.5**
24	**19**	KING	**90.0**	**26**	SLACK	**84.6**	**41**	UNSWORTH	**109.8**
25	**63**	STURMER	**89.7**	**77**	SHARPLES	**84.5**	**63**	STURMER	**109.8**
26	**77**	SHARPLES	**89.7**	**41**	UNSWORTH	**83.7**	**26**	SLACK	**109.4**
27	**9**	WILLIAMS	**89.5**	**85**	LILLINGSTON-PRICE	**83.6**	**19**	KING	**109.1**
28	**85**	LILLINGSTON-PRICE	**89.3**	**9**	WILLIAMS	**82.5**	**47**	HANJOUL	**108.4**
29	**47**	HANJOUL	**88.6**	**27**	DIXON	**81.9**	**9**	WILLIAMS	**107.5**
30	**93**	ERNST	**88.0**	**82**	PENSON	**80.7**	**85**	LILLINGSTON-PRICE	**107.2**
31	**11**	MANSELL	**79.1**	**11**	MANSELL	**52.0**			

Weather / Track : Sunny / Dry

Brands Hatch GP
Circuit Length = 2.4332 miles
Start: 13:19 Flag 13:40 End: 13:42

Results can be found at www.tsl-timing.com

Printed - 13:46 Saturday, 29 June 2019

Legends of Brands Hatch Superprix

HSCC Historic Formula Ford

RACE 1 - STATISTICS

Competitors Started	31
Planned Start	2019-06-29 @ 13:15:00.000
Actual Start	2019-06-29 @ 13:19:01.837
Finish Time	2019-06-29 @ 13:40:37.770
Track Length	2.4332mi.
Total Laps	361
Total Distance Covered	878.4175mi.

Session Fastest Lap History

NO	CL	NAME	LAP TIME	TIME OF DAY	LAP	VEHICLE
7		**Cameron JACKSON**	**1:41.452**	13:20:43.305	1	Winkelmann WDF2
7		**Cameron JACKSON**	**1:39.481**	13:22:22.785	2	Winkelmann WDF2
7		**Cameron JACKSON**	**1:39.018**	13:24:01.803	3	Winkelmann WDF2
5		**Richard TARLING**	**1:38.973**	13:32:28.393	8	Jayman T2
5		**Richard TARLING**	**1:38.897**	13:34:07.288	9	Jayman T2

Session Leader History

NO	CL	NAME	FROM LAP	LAPS LED	DISTANCE	VEHICLE
7		**Cameron JACKSON**	1	13	31.63 miles	Winkelmann WDF2

Flag History

TYPE	TIME OF DAY
GREEN	13:19:01.837
FINISH	13:40:37.770

Flag Statistics

TYPE	COUNT	TOTAL LAPS	TOTAL TIME
Green	1	13	23:40.192
Red	0	0	0.000
Safety Car	0	0	0.000
FCY	0	0	0.000

Brands Hatch GP
Circuit Length = 2.4332 miles
Start: 13:19 Flag 13:40 End: 13:42

Weather / Track : Sunny / Dry

These results are provisional until the conclusion of any judicial and technical matters.

Clerk Of Course : Julian Floyd		Timekeeper : Nick Palmer

Legends of Brands Hatch Superprix

HSCC Historic Formula Ford

RACE 1 - STATISTICS

CLASS : 12 Starters

Fastest Lap History

NO	NAME	LAP TIME	TIME OF DAY	LAP	VEHICLE
7	**Cameron JACKSON**	**1:41.452**	13:20:43.305	1	Winkelmann WDF2
7	**Cameron JACKSON**	**1:39.481**	13:22:22.785	2	Winkelmann WDF2
7	**Cameron JACKSON**	**1:39.018**	13:24:01.803	3	Winkelmann WDF2
5	**Richard TARLING**	**1:38.973**	13:32:28.393	8	Jayman T2
5	**Richard TARLING**	**1:38.897**	13:34:07.288	9	Jayman T2

Leader History

NO	NAME	FROM LAP	LAPS LED	DISTANCE	VEHICLE
7	**Cameron JACKSON**	1	13	31.63 miles	Winkelmann WDF2

Brands Hatch GP
Circuit Length = 2.4332 miles
Start: 13:19 Flag 13:40 End: 13:42

Weather / Track : Sunny / Dry

These results are provisional until the conclusion of any judicial and technical matters.

Clerk Of Course : Julian Floyd		Timekeeper : Nick Palmer

Legends of Brands Hatch Superprix

HSCC Historic Formula Ford

RACE 1 - STATISTICS

CLASS : 50

19 Starters

Fastest Lap History

NO	NAME	LAP TIME	TIME OF DAY	LAP	VEHICLE
53	**Clive RICHARDS**	**1:44.763**	13:20:46.617	1	Merlyn Mk20
53	**Clive RICHARDS**	**1:40.549**	13:22:27.166	2	Merlyn Mk20

Leader History

NO	NAME	FROM LAP	LAPS LED	DISTANCE	VEHICLE
53	**Clive RICHARDS**	1	13	31.63 miles	Merlyn Mk20

Brands Hatch GP

Weather / Track : Sunny / Dry

Circuit Length = 2.4332 miles

These results are provisional until the conclusion of any judicial and technical matters.

Start: 13:19 Flag 13:40 End: 13:42

Clerk Of Course : Julian Floyd		Timekeeper : Nick Palmer

Sheet No:

Legends of Brands Hatch Superprix

HSCC Historic Formula Ford

RACE 10 - GRID (20 minutes) - AMENDED

ROW 16	31	11	Steve MANSELL			
ROW 15	29	20	Kevin STANZL	30	64	Benjamin TUSTING
ROW 14	27	9	Kevin WILLIAMS	28	96	Antony ROSS
ROW 13	25	26	John SLACK	26	85	Freddie LILLINGSTON-PRICE
ROW 12	23	19	Stephen KING	24	77	Chris SHARPLES
ROW 11	21	47	Louis HANJOUL	22	93	Rudolf ERNST
ROW 10	19	63	Matthew STURMER	20	82	Lee PENSON
ROW 9	17	27	Dick DIXON	18	87	Ian JEARY
ROW 8	15	22	Tim BRISE	16	41	Paul UNSWORTH
ROW 7	13	69	Tiff NEEDELL	14	166	Greg THORNTON
ROW 6	11	89	Ted PEARSON	12	17	Brian MORRIS
ROW 5	9	21	Ross DRYBROUGH	10	37	Will NUTHALL
ROW 4	7	53	Clive RICHARDS	8	36	Rob SMITH
ROW 3	5	76	Pierre LIVINGSTON	6	70	Daniel STANZL
ROW 2	3	97	Ed THURSTON	4	158	Linton STUTELY
ROW 1	1	7	Cameron JACKSON	2	5	Richard TARLING
			Pole			

Brands Hatch GP
Circuit Length = 2.4332 miles

These results are provisional until the conclusion of any judicial and technical matters.

Clerk Of Course :		Timekeeper : Nick Palmer

Results can be found at www.tsl-timing.com

Printed - 10:32 Sunday, 30 June 2019

Sheet No:

Legends of Brands Hatch Superprix

HSCC Historic Formula Ford

RACE 10 - CLASSIFICATION

POS	NO	CL	PIC	NAME	ENTRY	LAPS	TIME	GAP	DIFF	MPH	BEST	ON
1	**5**		1	**Richard TARLING**	Jayman T2	**13**	21:35.841			87.87	**1:38.185**	9
2	**7**		2	**Cameron JACKSON**	Winkelmann WDF2	**13**	21:36.919	**1.078**	1.078	87.80	**1:38.465**	9
3	**97**		3	**Ed THURSTON**	Merlyn Mk20A	**13**	21:40.046	**4.205**	3.127	87.59	**1:38.634**	11
4	**76**		4	**Pierre LIVINGSTON**	Merlyn Mk20A	**13**	21:43.035	**7.194**	2.989	87.39	**1:39.129**	11
5	**158**		5	**Linton STUTELY**	Royale RP3	**13**	21:44.541	**8.700**	1.506	87.29	**1:39.347**	11
6	**70**		6	**Daniel STANZL**	Elden Mk8	**13**	21:54.062	**18.221**	9.521	86.66	**1:39.894**	6
7	**37**		7	**Will NUTHALL**	Jamun T2	**13**	21:58.462	**22.621**	4.400	86.37	**1:40.023**	4
8	**53**	50	1	**Clive RICHARDS**	Merlyn Mk20	**13**	21:58.681	**22.840**	0.219	86.35	**1:40.143**	13
9	**21**		8	**Ross DRYBROUGH**	Merlyn Mk20 AS	**13**	21:59.074	**23.233**	0.393	86.33	**1:39.477**	12
10	**89**	50	2	**Ted PEARSON**	Merlyn Mk11/17	**13**	21:59.323	**23.482**	0.249	86.31	**1:39.997**	13
11	**17**	50	3	**Brian MORRIS**	Lola T202	**13**	22:03.483	**27.642**	4.160	86.04	**1:40.321**	4
12	**36**	50	4	**Rob SMITH**	Merlyn Mk20	**13**	22:03.680	**27.839**	0.197	86.03	**1:40.412**	11
13	**64**		9	**Benjamin TUSTING**	Merlyn Mk20A	**13**	22:03.983	**28.142**	0.303	86.01	**1:39.415**	8
14	**69**	50	5	**Tiff NEEDELL**	Lotus 69F	**13**	22:04.533	**28.692**	0.550	85.97	**1:40.413**	12
15	**22**	50	6	**Tim BRISE**	Merlyn Mk20	**13**	22:22.779	**46.938**	18.246	84.80	**1:42.002**	11
16	**96**	50	7	**Antony ROSS**	Lola T204	**13**	22:22.873	**47.032**	0.094	84.80	**1:41.194**	10
17	**20**	50	8	**Kevin STANZL**	Crossle 16F	**13**	22:23.655	**47.814**	0.782	84.75	**1:41.074**	10
18	**166**	50	9	**Greg THORNTON**	Titan Mk3/4	**13**	22:24.536	**48.695**	0.881	84.69	**1:42.079**	13
19	**41**	50	10	**Paul UNSWORTH**	Palliser WDF3	**13**	22:31.865	**56.024**	7.329	84.23	**1:42.236**	10
20	**27**	50	11	**Dick DIXON**	Lotus 61	**13**	22:51.638	**1:15.797**	19.773	83.02	**1:42.912**	6
21	**63**	50	12	**Matthew STURMER**	Macon MR8	**13**	23:02.902	**1:27.061**	11.264	82.34	**1:44.127**	10
22	**77**	50	13	**Chris SHARPLES**	Palliser WDF1	**13**	23:04.070	**1:28.229**	1.168	82.27	**1:44.948**	12
23	**19**	50	14	**Stephen KING**	Macon MR8	**13**	23:09.797	**1:33.956**	5.727	81.93	**1:45.010**	12
24	**26**	50	15	**John SLACK**	Lola T200	**13**	23:11.601	**1:35.760**	1.804	81.83	**1:44.828**	11
25	**93**	50	16	**Rudolf ERNST**	Titan Mk6	**13**	23:13.743	**1:37.902**	2.142	81.70	**1:45.313**	11
26	**85**		10	**Freddie LILLINGSTON-PRICE**	Merlyn Mk11	**12**	21:52.208	**1 Lap**	1 Lap	80.10	**1:46.432**	9
27	**9**	50	17	**Kevin WILLIAMS**	Merlyn Mk20A	**12**	21:52.245	**1 Lap**	0.037	80.10	**1:46.011**	10
					NOT CLASSIFIED							
DNF	**87**			**Ian JEARY**	Elden Mk8	**10**	17:34.719	**3 Laps**	2 Laps	83.05	**1:43.964**	7
DNF	**47**	50		**Louis HANJOUL**	Elden Mk8/10	**2**	3:47.119	**11 Laps**	8 Laps	77.13	**1:50.562**	2
DNF	**11**	50		**Steve MANSELL**	Macon MR8	**0**						

FASTEST LAP

5		**Richard TARLING**	Jayman T2	**9**	1:38.185	89.21 mph	143.58 kph
89	50	**Ted PEARSON**	Merlyn Mk11/17	**13**	1:39.997	87.60 mph	140.98 kph

Car 82 - non starter.

Brands Hatch GP
Circuit Length = 2.4332 miles
Start: 12:04 Flag 12:26 End: 12:28

Weather / Track : Sunny / Dry

These results are provisional until the conclusion of any judicial and technical matters.

Clerk Of Course : Julian Floyd		Timekeeper : Nick Palmer

Results can be found at www.tsl-timing.com

Printed - 12:30 Sunday, 30 June 2019

Legends of Brands Hatch Superprix

HSCC Historic Formula Ford

RACE 10 - LAP CHART

LAP 1		@ 12:06:41.793	LAP 2		@ 12:08:21.007	LAP 3		@ 12:10:00.539	LAP 4		@ 12:11:40.808	LAP 5		@ 12:13:20.998
NO	BEHIND	LAP TIME	NO	BEHIND	LAP TIME	NO	BEHIND	LAP TIME	NO	BEHIND	LAP TIME	NO	BEHIND	LAP TIME
7		1:42.820	**7**		1:39.214	**7**		1:39.532	**5**		1:40.176	**5**		1:40.190
5	0.052	1:42.872	**5**	0.253	1:39.415	**5**	0.093	1:39.372	**7**	0.162	1:40.431	**7**	0.183	1:40.211
76	1.253	1:44.073	**158**	2.585	1:40.449	**76**	3.067	1:39.949	**158**	3.374	1:40.491	**158**	3.341	1:40.157
158	1.350	1:44.170	**76**	2.650	1:40.611	**158**	3.152	1:40.099	**76**	3.488	1:40.690	**76**	3.586	1:40.288
97	3.139	1:45.959	**97**	3.455	1:39.530	**97**	3.301	1:39.378	**97**	3.627	1:40.595	**97**	3.676	1:40.239
70	3.533	1:46.353	**70**	5.064	1:40.745	**70**	6.206	1:40.674	**70**	6.108	1:40.171	**70**	5.876	1:39.958
53	4.338	1:47.158	**53**	5.940	1:40.816	**36**	7.603	1:41.013	**36**	8.230	1:40.896	**89**	9.835	1:41.558
36	4.373	1:47.193	**36**	6.122	1:40.963	**53**	7.803	1:41.395	**53**	8.313	1:40.779	**37**	9.916	1:41.424
37	4.945	1:47.765	**37**	7.222	1:41.491	**89**	8.435	1:40.490	**89**	8.467	1:40.301	**36**	10.278	1:42.238
21	5.695	1:48.515	**89**	7.477	1:40.819	**37**	8.928	1:41.238	**37**	8.682	1:40.023	**53**	10.454	1:42.331
89	5.872	1:48.692	**21**	7.908	1:41.427	**21**	8.974	1:40.598	**21**	9.046	1:40.341	**21**	10.725	1:41.869
69	6.100	1:48.920	**17**	8.130	1:41.069	**17**	9.540	1:40.942	**17**	9.592	1:40.321	**17**	11.211	1:41.809
17	6.275	1:49.095	**69**	9.109	1:42.223	**69**	10.415	1:40.838	**69**	11.133	1:40.987	**69**	11.817	1:40.874
22	7.801	1:50.621	**22**	10.904	1:42.317	**22**	13.790	1:42.418	**22**	17.396	1:43.875	**64**	18.543	1:41.208
166	8.281	1:51.101	**166**	11.742	1:42.675	**166**	14.593	1:42.383	**64**	17.525	1:41.717	**22**	19.544	1:42.338
41	8.915	1:51.735	**41**	13.644	1:43.943	**64**	16.077	1:40.322	**166**	17.586	1:43.262	**166**	19.786	1:42.390
27	9.044	1:51.864	**27**	13.799	1:43.969	**41**	17.180	1:43.068	**41**	20.688	1:43.777	**41**	23.915	1:43.417
87	9.620	1:52.440	**87**	14.732	1:44.326	**27**	18.268	1:44.001	**27**	21.250	1:43.251	**27**	24.038	1:42.978
77	11.055	1:53.875	**64**	15.287	1:42.348	**87**	19.354	1:44.154	**96**	24.400	1:43.736	**96**	26.534	1:42.324
96	11.819	1:54.639	**77**	17.325	1:45.484	**96**	20.933	1:42.967	**87**	24.632	1:45.547	**20**	26.756	1:42.210
64	12.153	1:54.973	**96**	17.498	1:44.893	**20**	21.614	1:42.996	**20**	24.736	1:43.391	**87**	29.064	1:44.622
47	13.737	1:56.557	**20**	18.150	1:43.182	**77**	24.233	1:46.440	**77**	29.519	1:45.555	**77**	35.627	1:46.298
63	14.160	1:56.980	**63**	21.740	1:46.794	**63**	27.723	1:45.515	**63**	33.267	1:45.813	**63**	38.334	1:45.257
20	14.182	1:57.002	**93**	22.616	1:47.191	**93**	29.738	1:46.654	**93**	36.144	1:46.675	**19**	42.645	1:46.645
93	14.639	1:57.459	**19**	22.966	1:47.029	**19**	30.081	1:46.647	**19**	36.190	1:46.378	**93**	43.879	1:47.925
19	15.151	1:57.971	**26**	23.472	1:47.174	**26**	30.497	1:46.557	**26**	36.700	1:46.472	**26**	44.026	1:47.516
26	15.512	1:58.332	**47**	25.085	1:50.562	**85**	38.971	1:50.043	**85**	46.707	1:48.005	**85**	55.011	1:48.494
85	17.932	2:00.752	**9**	28.359	1:49.494	**9**	39.894	1:51.067	**9**	48.870	1:49.245	**9**	56.217	1:47.537
9	18.079	2:00.899	**85**	28.460	1:49.742									

Weather / Track : Sunny / Dry

Brands Hatch GP
Circuit Length = 2.4332 miles
Start: 12:04 Flag 12:26 End: 12:28

Legends of Brands Hatch Superprix

HSCC Historic Formula Ford

RACE 10 - LAP CHART

LAP 6	@ 12:15:00.318	
NO	BEHIND	LAP TIME
7		1:39.137
5	0.221	1:39.541
158	3.884	1:39.863
97	4.064	1:39.708
76	4.167	1:39.901
70	6.450	1:39.894
37	11.644	1:41.048
89	12.036	1:41.521
53	12.255	1:41.121
36	12.531	1:41.573
21	12.825	1:41.420
17	13.352	1:41.461
69	13.548	1:41.051
64	19.058	1:39.835
22	22.616	1:42.392
166	22.887	1:42.421
41	27.422	1:42.827
27	27.630	1:42.912
96	29.594	1:42.380
20	29.702	1:42.266
87	33.726	1:43.982
77	42.105	1:45.798
63	43.952	1:44.938
19	49.032	1:45.707
93	50.326	1:45.767
26	50.688	1:45.982
85	1:03.281	1:47.590
9	1:03.525	1:46.628

LAP 7	@ 12:16:39.044	
NO	BEHIND	LAP TIME
7		1:38.726
5	0.383	1:38.888
97	4.665	1:39.327
76	4.711	1:39.270
158	5.213	1:40.055
70	8.073	1:40.349
37	13.358	1:40.440
53	13.781	1:40.252
89	14.030	1:40.720
36	14.232	1:40.427
21	15.352	1:41.253
17	15.781	1:41.155
69	16.020	1:41.198
64	20.063	1:39.731
22	26.286	1:42.396
166	26.306	1:42.145
41	31.381	1:42.685
27	32.214	1:43.310
96	32.440	1:41.572
20	32.949	1:41.973
87	38.964	1:43.964
77	49.440	1:46.061
63	49.981	1:44.755
19	56.909	1:46.603
93	57.995	1:46.395
26	58.526	1:46.564
9	1:12.772	1:47.973
85	1:12.863	1:48.308

LAP 8	@ 12:18:17.636	
NO	BEHIND	LAP TIME
7		1:38.592
5	0.405	1:38.614
97	5.701	1:39.628
76	5.801	1:39.682
158	6.233	1:39.612
70	10.410	1:40.929
37	16.119	1:41.353
53	16.154	1:40.965
89	16.280	1:40.842
36	16.936	1:41.296
21	16.960	1:40.200
17	17.528	1:40.339
69	18.208	1:40.780
64	20.886	1:39.415
22	31.630	1:43.936
166	31.715	1:44.001
41	35.708	1:42.919
96	35.950	1:42.102
20	36.319	1:41.962
27	38.755	1:45.133
87	45.677	1:45.305
77	57.928	1:47.080
63	58.184	1:46.795
19	1:04.179	1:45.862
93	1:04.899	1:45.496
26	1:05.280	1:45.346
9	1:22.798	1:48.618
85	1:22.868	1:48.597

LAP 9	@ 12:19:56.101	
NO	BEHIND	LAP TIME
7		1:38.465
5	0.125	1:38.185
97	6.472	1:39.236
76	7.001	1:39.665
158	7.680	1:39.912
70	12.961	1:41.016
89	19.358	1:41.543
37	19.447	1:41.793
53	19.682	1:41.993
36	19.891	1:41.420
21	19.900	1:41.405
17	20.257	1:41.194
69	20.646	1:40.903
64	22.488	1:40.067
22	36.844	1:43.679
166	36.923	1:43.673
96	39.743	1:42.258
20	40.324	1:42.470
41	41.118	1:43.875
87	52.799	1:45.587
27	55.691	1:55.401
63	1:05.379	1:45.660
77	1:05.534	1:46.071
19	1:11.974	1:46.260
93	1:12.988	1:46.554
26	1:13.078	1:46.263
85	1:30.835	1:46.432
9	1:31.705	1:47.372

LAP 10	@ 12:21:35.784	
NO	BEHIND	LAP TIME
7		1:39.683
5	0.149	1:39.707
97	5.897	1:39.108
76	6.886	1:39.568
158	7.633	1:39.636
70	14.431	1:41.153
37	20.444	1:40.680
89	20.812	1:41.137
53	20.980	1:40.981
21	22.388	1:42.171
17	22.738	1:42.164
36	24.009	1:43.801
64	24.109	1:41.304
69	24.677	1:43.714
22	39.502	1:42.341
166	39.982	1:42.742
96	41.254	1:41.194
20	41.715	1:41.074
41	43.671	1:42.236
87	57.908	1:44.792
27	1:00.613	1:44.605
63	1:09.823	1:44.127
77	1:11.058	1:45.207
19	1:17.627	1:45.336
93	1:18.651	1:45.346
26	1:19.250	1:45.855
85	1:37.870	1:46.718
9	1:38.033	1:46.011

Weather / Track : Sunny / Dry

Brands Hatch GP
Circuit Length = 2.4332 miles
Start: 12:04 Flag 12:26 End: 12:28

Legends of Brands Hatch Superprix

HSCC Historic Formula Ford

RACE 10 - LAP CHART

LAP 11	@ 12:23:14.473	
NO	BEHIND	LAP TIME
7		1:38.689
5	0.160	1:38.700
97	5.842	1:38.634
76	7.326	1:39.129
158	8.291	1:39.347
70	16.815	1:41.073
37	22.217	1:40.462
53	22.746	1:40.455
21	23.688	1:39.989
89	23.793	1:41.670
36	25.732	1:40.412
17	26.295	1:42.246
69	27.109	1:41.121
64	28.398	1:42.978
22	42.815	1:42.002
166	43.376	1:42.083
96	43.831	1:41.266
20	44.142	1:41.116
41	49.832	1:44.850
27	1:06.061	1:44.137
63	1:16.549	1:45.415
77	1:18.274	1:45.905
19	1:24.182	1:45.244
93	1:25.275	1:45.313
26	1:25.389	1:44.828

LAP 12	@ 12:24:54.989	
NO	BEHIND	LAP TIME
5		1:40.356
7	0.070	1:40.586
97	4.882	1:39.556
76	6.876	1:40.066
158	8.452	1:40.677
9	1 Lap	1:49.650
85	1 Lap	1:50.263
70	17.234	1:40.935
37	22.178	1:40.477
53	22.522	1:40.292
21	22.649	1:39.477
89	23.310	1:40.033
36	26.086	1:40.870
17	26.308	1:40.529
69	27.006	1:40.413
64	27.794	1:39.912
22	44.534	1:42.235
96	45.230	1:41.915
20	45.954	1:42.328
166	46.441	1:43.581
41	52.869	1:43.553
27	1:10.326	1:44.781
63	1:20.998	1:44.965
77	1:22.706	1:44.948
19	1:28.676	1:45.010
26	1:30.367	1:45.494
93	1:31.488	1:46.729

LAP 13	@ 12:26:34.814	
NO	BEHIND	LAP TIME
5		1:39.825
7	1.078	1:40.833
97	4.205	1:39.148
76	7.194	1:40.143
158	8.700	1:40.073
85	1 Lap	1:47.264
9	1 Lap	1:47.751
70	18.221	1:40.812
37	22.621	1:40.268
53	22.840	1:40.143
21	23.233	1:40.409
89	23.482	1:39.997
17	27.642	1:41.159
36	27.839	1:41.578
64	28.142	1:40.173
69	28.692	1:41.511
22	46.938	1:42.229
96	47.032	1:41.627
20	47.814	1:41.685
166	48.695	1:42.079
41	56.024	1:42.980
27	1:15.797	1:45.296
63	1:27.061	1:45.888
77	1:28.229	1:45.348
19	1:33.956	1:45.105
26	1:35.760	1:45.218
93	1:37.902	1:46.239

Brands Hatch GP
Circuit Length = 2.4332 miles
Start: 12:04 Flag 12:26 End: 12:28

Weather / Track : Sunny / Dry

Legends of Brands Hatch Superprix

HSCC Historic Formula Ford

RACE 10 - SECTOR ANALYSIS

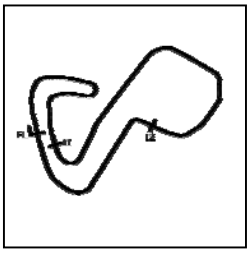

SECTOR 1 = FL to I1, SECTOR 2 = I1 to I2, SECTOR 3 = I2 to FL, DIFF = Difference To Personal Best Lap, P = Crossed Finish Line in Pit Lane, D = Time Disallowed

P1 5 Richard TARLING Jayman T2

IDEAL LAP TIME : 1:38.185 BEST LAP TIME : 1:38.185 DIFFERENCE : 0.000

LAP	SECTOR 1		SECTOR 2		SECTOR 3		LAP TIME		MPH	DIFF	TIME OF DAY
1 -		93.4	44.580	91.1	23.687	***115.9***	1:42.872		85.15	4.687	12:06:41.845
2 -	31.497	94.5	44.132	90.8	23.786	114.7	1:39.415		88.11	1.230	12:08:21.260
3 -	30.999	94.1	44.456	88.7	23.917	111.2	1:39.372		88.15	1.187	12:10:00.632
4 -	31.386	92.3	44.727	91.1	24.063	110.7	1:40.176		87.44	1.991	12:11:40.808
5 -	31.757	93.4	44.483	92.6	23.950	111.2	1:40.190		87.43	2.005	12:13:20.998
6 -	31.745	92.5	43.910	91.1	23.886	114.7	1:39.541		88.00	1.356	12:15:00.539
7 -	31.215	93.4	43.994	92.3	23.679	114.1	1:38.888		88.58	0.703	12:16:39.427
8 -	30.941	94.2	44.063	***93.0***	23.610	114.5	1:38.614	**(2)**	88.82	0.429	12:18:18.041
9 -	***30.896***	***94.9***	***43.731***	92.4	***23.558***	***115.9***	***1:38.185***	**(1)**	***89.21***		***12:19:56.226***
10 -	31.234	92.5	44.754	92.8	23.719	114.7	1:39.707		87.85	1.522	12:21:35.933
11 -	31.143	94.5	43.965	90.9	23.592	***115.9***	1:38.700	**(3)**	88.75	0.515	12:23:14.633
12 -	31.957	92.6	44.435	91.0	23.964	111.8	1:40.356		87.28	2.171	12:24:54.989
13 -	31.153	91.8	44.785	91.9	23.887	111.4	1:39.825		87.75	1.640	12:26:34.814

P2 7 Cameron JACKSON Winkelmann WDF2

IDEAL LAP TIME : 1:38.316 BEST LAP TIME : 1:38.465 DIFFERENCE : 0.149

LAP	SECTOR 1		SECTOR 2		SECTOR 3		LAP TIME		MPH	DIFF	TIME OF DAY
1 -		90.9	44.644	92.0	23.943	111.6	1:42.820		85.19	4.355	12:06:41.793
2 -	31.180	92.3	44.094	90.1	23.940	111.1	1:39.214		88.29	0.749	12:08:21.007
3 -	30.903	92.5	44.614	89.3	24.015	111.6	1:39.532		88.01	1.067	12:10:00.539
4 -	31.539	93.2	44.913	84.7	23.979	114.9	1:40.431		87.22	1.966	12:11:40.970
5 -	31.671	93.4	44.642	88.8	23.898	***116.5***	1:40.211		87.41	1.746	12:13:21.181
6 -	31.258	90.6	44.000	89.9	23.879	112.0	1:39.137		88.36	0.672	12:15:00.318
7 -	31.046	92.0	43.932	***92.3***	23.748	111.2	1:38.726		88.72	0.261	12:16:39.044
8 -	30.908	92.1	43.867	90.6	23.817	111.4	1:38.592	**(2)**	88.84	0.127	12:18:17.636
9 -	***30.841***	92.5	***43.810***	89.0	23.814	112.5	***1:38.465***	**(1)**	***88.96***		***12:19:56.101***
10 -	31.474	***94.3***	44.428	90.8	23.781	111.6	1:39.683		87.87	1.218	12:21:35.784
11 -	30.932	92.6	44.092	90.6	***23.665***	113.1	1:38.689	**(3)**	88.76	0.224	12:23:14.473
12 -	32.699	93.5	44.157	88.6	23.730	115.7	1:40.586		87.08	2.121	12:24:55.059
13 -	31.148	93.7	45.816	90.1	23.869	112.0	1:40.833		86.87	2.368	12:26:35.892

P3 97 Ed THURSTON Merlyn Mk20A

IDEAL LAP TIME : 1:38.575 BEST LAP TIME : 1:38.634 DIFFERENCE : 0.059

LAP	SECTOR 1		SECTOR 2		SECTOR 3		LAP TIME		MPH	DIFF	TIME OF DAY
1 -		90.8	46.010	86.8	24.140	111.1	1:45.959		82.67	7.325	12:06:44.932
2 -	31.248	91.8	44.331	89.1	23.951	112.2	1:39.530		88.01	0.896	12:08:24.462
3 -	31.090	92.6	44.269	84.3	24.019	***115.5***	1:39.378		88.14	0.744	12:10:03.840
4 -	31.389	***94.1***	45.285	82.1	23.921	111.2	1:40.595		87.08	1.961	12:11:44.435
5 -	31.576	91.5	44.883	85.4	23.780	***115.5***	1:40.239		87.38	1.605	12:13:24.674
6 -	31.349	92.1	44.378	92.3	23.981	113.9	1:39.708		87.85	1.074	12:15:04.382
7 -	31.449	93.4	43.989	91.6	23.889	110.7	1:39.327		88.19	0.693	12:16:43.709
8 -	31.476	90.5	44.276	90.0	23.876	111.1	1:39.628		87.92	0.994	12:18:23.337
9 -	31.332	91.5	44.056	***92.9***	23.848	110.9	1:39.236		88.27	0.602	12:20:02.573
10 -	31.156	91.6	44.047	90.8	23.905	110.5	1:39.108	**(2)**	88.38	0.474	12:21:41.681
11 -	31.103	91.6	***43.834***	91.0	***23.697***	111.1	***1:38.634***	**(1)**	***88.81***		***12:23:20.315***
12 -	***31.044***	92.1	44.683	90.4	23.829	110.9	1:39.556		87.98	0.922	12:24:59.871
13 -	31.304	91.0	43.937	91.5	23.907	110.5	1:39.148	**(3)**	88.35	0.514	12:26:39.019

P4 76 Pierre LIVINGSTON Merlyn Mk20A

IDEAL LAP TIME : 1:38.604 BEST LAP TIME : 1:39.129 DIFFERENCE : 0.525

LAP	SECTOR 1		SECTOR 2		SECTOR 3		LAP TIME		MPH	DIFF	TIME OF DAY
1 -		91.9	44.968	87.6	23.987	112.2	1:44.073		84.16	4.944	12:06:43.046
2 -	31.640	93.2	44.966	86.9	24.005	113.5	1:40.611		87.06	1.482	12:08:23.657
3 -	31.372	94.2	44.505	85.9	24.072	110.7	1:39.949		87.64	0.820	12:10:03.606
4 -	31.347	91.9	45.388	86.2	23.955	113.5	1:40.690		86.99	1.561	12:11:44.296
5 -	31.589	92.9	44.816	90.4	23.883	114.1	1:40.288		87.34	1.159	12:13:24.584
6 -	31.331	92.8	44.847	87.1	23.723	113.7	1:39.901		87.68	0.772	12:15:04.485

Weather / Track : Sunny / Dry

Brands Hatch GP
Circuit Length = 2.4332 miles
Start: 12:04 Flag 12:26 End: 12:28

Legends of Brands Hatch Superprix

HSCC Historic Formula Ford

RACE 10 - SECTOR ANALYSIS

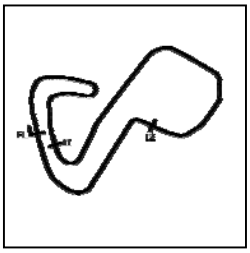

SECTOR 1 = FL to I1, SECTOR 2 = I1 to I2, SECTOR 3 = I2 to FL, DIFF = Difference To Personal Best Lap, P = Crossed Finish Line in Pit Lane, D = Time Disallowed

7 -	31.484	***94.5***	44.132	89.0	***23.654***	112.2	1:39.270	**(2)**	88.24	0.141	12:16:43.755
8 -	31.299	91.8	44.561	87.3	23.822	***114.7***	1:39.682		87.87	0.553	12:18:23.437
9 -	31.490	92.4	44.350	***91.1***	23.825	112.7	1:39.665		87.89	0.536	12:20:03.102
10 -	31.601	92.5	***43.994***	87.8	23.973	111.1	1:39.568	**(3)**	87.97	0.439	12:21:42.670
11 -	***30.956***	92.9	44.432	88.8	23.741	111.1	***1:39.129***	**(1)**	***88.36***		***12:23:21.799***
12 -	31.187	92.4	44.832	87.1	24.047	111.1	1:40.066		87.54	0.937	12:25:01.865
13 -	31.309	91.4	44.528	89.2	24.306	110.0	1:40.143		87.47	1.014	12:26:42.008

P5 158 Linton STUTELY Royale RP3

IDEAL LAP TIME : 1:39.278 BEST LAP TIME : 1:39.347 DIFFERENCE : 0.069

LAP	SECTOR 1		SECTOR 2		SECTOR 3		LAP TIME		MPH	DIFF	TIME OF DAY
1 -		92.1	44.988	88.5	23.865	***115.5***	1:44.170		84.09	4.823	12:06:43.143
2 -	31.345	92.0	44.914	88.3	24.190	110.1	1:40.449		87.20	1.102	12:08:23.592
3 -	31.223	92.0	44.859	86.4	24.017	114.5	1:40.099		87.51	0.752	12:10:03.691
4 -	31.315	93.8	44.993	88.4	24.183	110.0	1:40.491		87.17	1.144	12:11:44.182
5 -	31.476	91.4	44.631	89.5	24.050	109.8	1:40.157		87.46	0.810	12:13:24.339
6 -	31.182	91.8	44.560	88.6	24.121	110.0	1:39.863		87.71	0.516	12:15:04.202
7 -	31.386	91.1	44.814	90.4	23.855	113.3	1:40.055		87.55	0.708	12:16:44.257
8 -	31.182	93.9	44.576	90.6	***23.854***	113.5	1:39.612	**(2)**	87.93	0.265	12:18:23.869
9 -	31.148	93.7	44.759	***91.4***	24.005	111.8	1:39.912		87.67	0.565	12:20:03.781
10 -	31.088	***94.9***	44.623	89.9	23.925	111.2	1:39.636	**(3)**	87.91	0.289	12:21:43.417
11 -	***31.059***	92.8	***44.365***	90.6	23.923	111.2	***1:39.347***	**(1)**	***88.17***		***12:23:22.764***
12 -	31.236	92.0	44.402	85.2	25.039	109.4	1:40.677		87.00	1.330	12:25:03.441
13 -	31.432	91.4	44.523	88.4	24.118	109.6	1:40.073		87.53	0.726	12:26:43.514

P6 70 Daniel STANZL Elden Mk8

IDEAL LAP TIME : 1:39.699 BEST LAP TIME : 1:39.894 DIFFERENCE : 0.195

LAP	SECTOR 1		SECTOR 2		SECTOR 3		LAP TIME		MPH	DIFF	TIME OF DAY
1 -		91.6	46.195	87.6	24.092	***113.1***	1:46.353		82.36	6.459	12:06:45.326
2 -	31.571	***92.3***	44.846	86.1	24.328	112.5	1:40.745		86.95	0.851	12:08:26.071
3 -	31.491	91.8	44.758	90.8	24.425	110.3	1:40.674		87.01	0.780	12:10:06.745
4 -	***31.257***	91.6	44.726	88.4	24.188	110.5	1:40.171	**(3)**	87.44	0.277	12:11:46.916
5 -	31.381	91.4	44.559	90.4	***24.018***	111.4	1:39.958	**(2)**	87.63	0.064	12:13:26.874
6 -	31.388	90.4	***44.424***	90.5	24.082	111.6	***1:39.894***	**(1)**	***87.69***		***12:15:06.768***
7 -	31.324	91.4	44.654	***91.8***	24.371	110.9	1:40.349		87.29	0.455	12:16:47.117
8 -	31.700	90.4	44.911	90.4	24.318	110.9	1:40.929		86.79	1.035	12:18:28.046
9 -	31.628	91.4	45.033	90.9	24.355	110.5	1:41.016		86.71	1.122	12:20:09.062
10 -	31.598	90.6	45.222	89.4	24.333	110.3	1:41.153		86.59	1.259	12:21:50.215
11 -	31.545	91.0	45.095	91.3	24.433	110.5	1:41.073		86.66	1.179	12:23:31.288
12 -	31.525	90.9	45.089	89.2	24.321	110.9	1:40.935		86.78	1.041	12:25:12.223
13 -	31.410	91.3	45.057	88.1	24.345	110.5	1:40.812		86.89	0.918	12:26:53.035

P7 37 Will NUTHALL Jamun T2

IDEAL LAP TIME : 1:39.970 BEST LAP TIME : 1:40.023 DIFFERENCE : 0.053

LAP	SECTOR 1		SECTOR 2		SECTOR 3		LAP TIME		MPH	DIFF	TIME OF DAY
1 -		91.8	46.410	85.1	24.456	112.0	1:47.765		81.28	7.742	12:06:46.738
2 -	32.055	92.5	45.139	85.1	24.297	111.2	1:41.491		86.31	1.468	12:08:28.229
3 -	31.621	92.4	45.320	85.9	24.297	113.1	1:41.238		86.52	1.215	12:10:09.467
4 -	31.558	93.9	44.392	84.0	***24.073***	***114.5***	***1:40.023***	**(1)**	***87.57***		***12:11:49.490***
5 -	32.156	***94.3***	45.102	85.1	24.166	112.4	1:41.424		86.36	1.401	12:13:30.914
6 -	31.846	91.6	44.817	84.8	24.385	109.8	1:41.048		86.68	1.025	12:15:11.962
7 -	31.652	90.3	44.604	85.8	24.184	109.2	1:40.440	**(3)**	87.21	0.417	12:16:52.402
8 -	***31.514***	90.6	45.098	85.9	24.741	108.7	1:41.353		86.42	1.330	12:18:33.755
9 -	31.633	91.4	45.671	86.0	24.489	112.0	1:41.793		86.05	1.770	12:20:15.548
10 -	31.846	91.1	44.589	88.1	24.245	109.6	1:40.680		87.00	0.657	12:21:56.228
11 -	31.544	91.1	44.755	89.1	24.163	109.2	1:40.462		87.19	0.439	12:23:36.690
12 -	31.679	91.1	44.601	***89.7***	24.197	110.1	1:40.477		87.18	0.454	12:25:17.167
13 -	31.727	91.0	***44.383***	88.1	24.158	110.1	1:40.268	**(2)**	87.36	0.245	12:26:57.435

Weather / Track : Sunny / Dry

Brands Hatch GP
Circuit Length = 2.4332 miles
Start: 12:04 Flag 12:26 End: 12:28

Legends of Brands Hatch Superprix

HSCC Historic Formula Ford

RACE 10 - SECTOR ANALYSIS

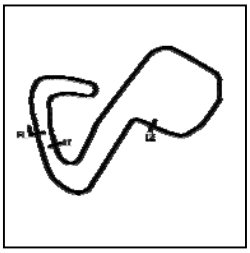

SECTOR 1 = FL to I1, SECTOR 2 = I1 to I2, SECTOR 3 = I2 to FL, DIFF = Difference To Personal Best Lap, P = Crossed Finish Line in Pit Lane, D = Time Disallowed

P8 53 50 Clive RICHARDS Merlyn Mk20

IDEAL LAP TIME : 1:39.680 BEST LAP TIME : 1:40.143 DIFFERENCE : 0.463

LAP	SECTOR 1		SECTOR 2		SECTOR 3		LAP TIME	MPH	DIFF	TIME OF DAY
1 -		91.4	46.415	89.3	24.497	111.4	1:47.158	81.74	7.015	12:06:46.131
2 -	31.704	91.8	44.878	90.0	24.234	112.0	1:40.816	86.88	0.673	12:08:26.947
3 -	32.092	***93.9***	45.117	89.8	24.186	114.5	1:41.395	86.39	1.252	12:10:08.342
4 -	31.647	92.9	44.941	85.5	24.191	112.4	1:40.779	86.92	0.636	12:11:49.121
5 -	32.406	93.4	45.892	88.5	24.033	***115.1***	1:42.331	85.60	2.188	12:13:31.452
6 -	31.891	92.8	45.275	90.0	***23.955***	***115.1***	1:41.121	86.62	0.978	12:15:12.573
7 -	31.482	93.2	44.748	90.5	24.022	113.1	1:40.252 **(2)**	87.37	0.109	12:16:52.825
8 -	31.454	92.6	44.988	88.6	24.523	110.3	1:40.965	86.76	0.822	12:18:33.790
9 -	31.967	93.5	45.794	89.9	24.232	114.1	1:41.993	85.88	1.850	12:20:15.783
10 -	32.128	92.8	44.751	87.2	24.102	114.3	1:40.981	86.74	0.838	12:21:56.764
11 -	31.631	93.0	44.740	***91.0***	24.084	112.7	1:40.455	87.20	0.312	12:23:37.219
12 -	***31.348***	93.4	44.802	89.0	24.142	113.3	1:40.292 **(3)**	87.34	0.149	12:25:17.511
13 -	31.720	92.5	***44.377***	89.5	24.046	112.9	***1:40.143*** **(1)**	***87.47***		***12:26:57.654***

P9 21 Ross DRYBROUGH Merlyn Mk20 AS

IDEAL LAP TIME : 1:39.134 BEST LAP TIME : 1:39.477 DIFFERENCE : 0.343

LAP	SECTOR 1		SECTOR 2		SECTOR 3		LAP TIME	MPH	DIFF	TIME OF DAY
1 -		89.2	46.390	81.2	25.014	112.9	1:48.515	80.72	9.038	12:06:47.488
2 -	32.233	92.0	44.869	86.7	24.325	114.9	1:41.427	86.36	1.950	12:08:28.915
3 -	31.444	***94.1***	44.997	87.4	24.157	114.9	1:40.598	87.07	1.121	12:10:09.513
4 -	31.739	93.3	44.393	86.1	24.209	115.9	1:40.341	87.30	0.864	12:11:49.854
5 -	32.069	***94.1***	45.726	87.9	24.074	116.5	1:41.869	85.99	2.392	12:13:31.723
6 -	31.972	92.0	45.317	82.1	24.131	116.3	1:41.420	86.37	1.943	12:15:13.143
7 -	31.440	93.0	45.531	87.3	24.282	112.4	1:41.253	86.51	1.776	12:16:54.396
8 -	31.275	93.3	45.037	88.3	***23.888***	116.5	1:40.200 **(3)**	87.42	0.723	12:18:34.596
9 -	32.032	92.3	45.243	87.6	24.130	***117.1***	1:41.405	86.38	1.928	12:20:16.001
10 -	32.729	92.1	45.387	90.4	24.055	112.4	1:42.171	85.73	2.694	12:21:58.172
11 -	***31.234***	92.8	44.457	91.0	24.298	112.7	1:39.989 **(2)**	87.60	0.512	12:23:38.161
12 -	31.529	92.6	***44.012***	***91.9***	23.936	116.7	***1:39.477*** **(1)**	***88.05***		***12:25:17.638***
13 -	31.729	90.4	44.703	89.3	23.977	115.5	1:40.409	87.24	0.932	12:26:58.047

P10 89 50 Ted PEARSON Merlyn Mk11/17

IDEAL LAP TIME : 1:39.546 BEST LAP TIME : 1:39.997 DIFFERENCE : 0.451

LAP	SECTOR 1		SECTOR 2		SECTOR 3		LAP TIME	MPH	DIFF	TIME OF DAY
1 -		90.5	45.826	86.0	25.138	115.5	1:48.692	80.59	8.695	12:06:47.665
2 -	31.826	92.8	44.852	88.0	24.141	114.1	1:40.819	86.88	0.822	12:08:28.484
3 -	31.459	94.6	44.875	***91.0***	24.156	114.1	1:40.490	87.17	0.493	12:10:08.974
4 -	31.675	93.4	44.534	81.9	24.092	***115.9***	1:40.301 **(3)**	87.33	0.304	12:11:49.275
5 -	31.900	***94.7***	45.314	90.1	24.344	111.1	1:41.558	86.25	1.561	12:13:30.833
6 -	32.196	94.1	45.101	89.2	24.224	113.9	1:41.521	86.28	1.524	12:15:12.354
7 -	31.568	92.3	45.227	90.6	***23.925***	115.5	1:40.720	86.97	0.723	12:16:53.074
8 -	31.768	92.1	44.983	87.2	24.091	115.1	1:40.842	86.86	0.845	12:18:33.916
9 -	31.631	92.9	45.349	89.5	24.563	110.9	1:41.543	86.26	1.546	12:20:15.459
10 -	32.156	93.4	44.809	89.8	24.172	112.9	1:41.137	86.61	1.140	12:21:56.596
11 -	***31.402***	93.8	46.235	90.3	24.033	112.2	1:41.670	86.15	1.673	12:23:38.266
12 -	31.768	93.2	***44.219***	89.9	24.046	113.5	1:40.033 **(2)**	87.56	0.036	12:25:18.299
13 -	31.624	92.9	44.447	89.3	23.926	***115.9***	***1:39.997*** **(1)**	***87.60***		***12:26:58.296***

P11 17 50 Brian MORRIS Lola T202

IDEAL LAP TIME : 1:40.091 BEST LAP TIME : 1:40.321 DIFFERENCE : 0.230

LAP	SECTOR 1		SECTOR 2		SECTOR 3		LAP TIME	MPH	DIFF	TIME OF DAY
1 -		86.9	46.159	80.2	25.033	***115.1***	1:49.095	80.29	8.774	12:06:48.068
2 -	31.974	92.6	44.921	82.6	24.174	113.9	1:41.069	86.67	0.748	12:08:29.137
3 -	31.705	***92.9***	44.785	80.8	24.452	113.1	1:40.942	86.78	0.621	12:10:10.079
4 -	31.557	92.0	44.651	85.3	***24.113***	112.2	***1:40.321*** **(1)**	***87.31***		***12:11:50.400***
5 -	32.038	92.0	45.519	83.8	24.252	112.4	1:41.809	86.04	1.488	12:13:32.209
6 -	31.705	89.3	45.283	80.5	24.473	112.7	1:41.461	86.33	1.140	12:15:13.670

Weather / Track : Sunny / Dry

Brands Hatch GP
Circuit Length = 2.4332 miles
Start: 12:04 Flag 12:26 End: 12:28

Legends of Brands Hatch Superprix

HSCC Historic Formula Ford

RACE 10 - SECTOR ANALYSIS

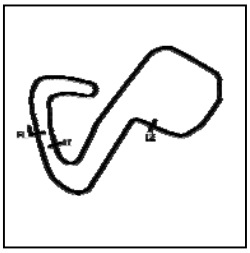

SECTOR 1 = FL to I1, SECTOR 2 = I1 to I2, SECTOR 3 = I2 to FL, DIFF = Difference To Personal Best Lap, P = Crossed Finish Line in Pit Lane, D = Time Disallowed

7 -	***31.452***	92.3	45.041	***91.3***	24.662	111.8	1:41.155		86.59	0.834	12:16:54.825
8 -	31.605	91.5	***44.526***	85.1	24.208	112.7	1:40.339	**(2)**	87.30	0.018	12:18:35.164
9 -	31.780	91.5	45.256	84.5	24.158	112.9	1:41.194		86.56	0.873	12:20:16.358
10 -	32.538	91.9	45.459	86.0	24.167	109.6	1:42.164		85.74	1.843	12:21:58.522
11 -	31.720	91.8	46.391	87.0	24.135	111.4	1:42.246		85.67	1.925	12:23:40.768
12 -	31.478	92.4	44.702	88.0	24.349	111.1	1:40.529	**(3)**	87.13	0.208	12:25:21.297
13 -	31.681	90.9	44.686	90.6	24.792	108.9	1:41.159		86.59	0.838	12:27:02.456

P12 36 50 Rob SMITH Merlyn Mk20

IDEAL LAP TIME : 1:39.946 BEST LAP TIME : 1:40.412 DIFFERENCE : 0.466

LAP	SECTOR 1		SECTOR 2		SECTOR 3		LAP TIME		MPH	DIFF	TIME OF DAY
1 -		91.5	46.205	87.4	24.234	113.5	1:47.193		81.71	6.781	12:06:46.166
2 -	32.024	93.7	44.846	84.5	24.093	115.5	1:40.963		86.76	0.551	12:08:27.129
3 -	31.713	92.9	45.114	87.6	24.186	112.7	1:41.013		86.71	0.601	12:10:08.142
4 -	31.699	92.4	44.975	87.3	24.222	112.0	1:40.896		86.82	0.484	12:11:49.038
5 -	32.007	92.8	46.127	85.9	24.104	115.1	1:42.238		85.68	1.826	12:13:31.276
6 -	32.241	91.1	45.357	83.8	23.975	116.1	1:41.573		86.24	1.161	12:15:12.849
7 -	31.545	***94.2***	45.201	***90.4***	***23.681***	***116.5***	1:40.427	**(2)**	87.22	0.015	12:16:53.276
8 -	31.629	92.1	45.549	87.4	24.118	112.5	1:41.296		86.47	0.884	12:18:34.572
9 -	31.945	91.8	45.268	86.3	24.207	114.9	1:41.420		86.37	1.008	12:20:15.992
10 -	33.056	92.3	46.655	89.4	24.090	112.5	1:43.801		84.39	3.389	12:21:59.793
11 -	***31.491***	93.4	***44.774***	87.9	24.147	112.4	***1:40.412***	**(1)**	***87.23***		***12:23:40.205***
12 -	31.570	92.6	45.032	88.8	24.268	111.2	1:40.870	**(3)**	86.84	0.458	12:25:21.075
13 -	31.621	92.0	44.859	90.0	25.098	114.1	1:41.578		86.23	1.166	12:27:02.653

P13 64 Benjamin TUSTING Merlyn Mk20A

IDEAL LAP TIME : 1:39.338 BEST LAP TIME : 1:39.415 DIFFERENCE : 0.077

LAP	SECTOR 1		SECTOR 2		SECTOR 3		LAP TIME		MPH	DIFF	TIME OF DAY
1 -		88.7	47.588	79.7	25.131	113.3	1:54.973		76.18	15.558	12:06:53.946
2 -	32.195	91.5	46.010	87.2	24.143	112.2	1:42.348		85.58	2.933	12:08:36.294
3 -	31.495	93.3	44.789	87.9	24.038	111.6	1:40.322		87.31	0.907	12:10:16.616
4 -	***31.256***	92.9	45.219	84.8	25.242	109.2	1:41.717		86.11	2.302	12:11:58.333
5 -	32.599	92.5	44.590	88.3	24.019	109.8	1:41.208		86.55	1.793	12:13:39.541
6 -	31.351	91.8	44.594	88.0	23.890	110.9	1:39.835	**(3)**	87.74	0.420	12:15:19.376
7 -	31.310	90.3	44.468	89.2	23.953	110.7	1:39.731	**(2)**	87.83	0.316	12:16:59.107
8 -	31.259	91.9	***44.221***	90.3	23.935	111.8	***1:39.415***	**(1)**	***88.11***		***12:18:38.522***
9 -	31.752	91.5	44.454	***90.4***	***23.861***	111.6	1:40.067		87.53	0.652	12:20:18.589
10 -	31.603	91.0	45.733	86.9	23.968	***114.5***	1:41.304		86.47	1.889	12:21:59.893
11 -	31.612	***94.1***	47.437	89.5	23.929	112.0	1:42.978		85.06	3.563	12:23:42.871
12 -	31.366	91.8	44.638	89.5	23.908	112.2	1:39.912		87.67	0.497	12:25:22.783
13 -	31.746	91.3	44.401	87.0	24.026	111.1	1:40.173		87.44	0.758	12:27:02.956

P14 69 50 Tiff NEEDELL Lotus 69F

IDEAL LAP TIME : 1:40.180 BEST LAP TIME : 1:40.413 DIFFERENCE : 0.233

LAP	SECTOR 1		SECTOR 2		SECTOR 3		LAP TIME		MPH	DIFF	TIME OF DAY
1 -		90.6	45.818	81.0	25.115	114.1	1:48.920		80.42	8.507	12:06:47.893
2 -	32.561	92.4	45.275	87.0	24.387	111.4	1:42.223		85.69	1.810	12:08:30.116
3 -	31.727	91.3	44.851	88.8	24.260	112.0	1:40.838	**(3)**	86.87	0.425	12:10:10.954
4 -	31.453	92.0	45.055	87.3	24.479	110.5	1:40.987		86.74	0.574	12:11:51.941
5 -	31.637	91.5	45.000	86.1	24.237	112.2	1:40.874		86.83	0.461	12:13:32.815
6 -	***31.421***	93.2	45.278	83.9	24.352	***114.9***	1:41.051		86.68	0.638	12:15:13.866
7 -	31.677	92.1	45.255	86.3	24.266	113.7	1:41.198		86.56	0.785	12:16:55.064
8 -	31.726	92.3	44.814	89.3	24.240	112.5	1:40.780	**(2)**	86.92	0.367	12:18:35.844
9 -	31.507	93.0	45.200	86.2	24.196	114.5	1:40.903		86.81	0.490	12:20:16.747
10 -	32.604	93.2	46.957	89.4	24.153	112.4	1:43.714		84.46	3.301	12:22:00.461
11 -	31.499	***93.4***	45.333	90.4	24.289	112.2	1:41.121		86.62	0.708	12:23:41.582
12 -	31.527	91.9	44.754	89.7	***24.132***	112.4	***1:40.413***	**(1)**	***87.23***		***12:25:21.995***
13 -	31.688	91.8	***44.627***	***90.8***	25.196	111.8	1:41.511		86.29	1.098	12:27:03.506

Weather / Track : Sunny / Dry

Brands Hatch GP
Circuit Length = 2.4332 miles
Start: 12:04 Flag 12:26 End: 12:28

Legends of Brands Hatch Superprix

HSCC Historic Formula Ford

RACE 10 - SECTOR ANALYSIS

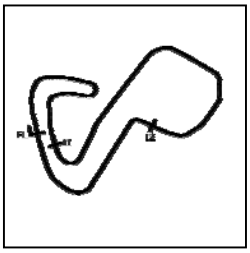

SECTOR 1 = FL to I1, SECTOR 2 = I1 to I2, SECTOR 3 = I2 to FL, DIFF = Difference To Personal Best Lap, P = Crossed Finish Line in Pit Lane, D = Time Disallowed

P15 22 50 Tim BRISE Merlyn Mk20

IDEAL LAP TIME : 1:41.329 BEST LAP TIME : 1:42.002 DIFFERENCE : 0.673

LAP	SECTOR 1		SECTOR 2		SECTOR 3		LAP TIME	MPH	DIFF	TIME OF DAY
1 -		88.6	47.185	84.4	24.650	***112.0***	1:50.621	79.18	8.619	12:06:49.594
2 -	32.129	90.8	45.421	86.8	24.767	111.4	1:42.317	85.61	0.315	12:08:31.911
3 -	31.951	***92.3***	45.614	87.6	24.853	110.9	1:42.418	85.53	0.416	12:10:14.329
4 -	32.027	90.9	46.014	85.9	25.834	109.4	1:43.875	84.33	1.873	12:11:58.204
5 -	32.505	91.0	45.431	89.5	***24.402***	111.2	1:42.338	85.59	0.336	12:13:40.542
6 -	32.300	***92.3***	45.317	88.0	24.775	110.3	1:42.392	85.55	0.390	12:15:22.934
7 -	***31.823***	90.6	***45.104***	87.3	25.469	110.1	1:42.396	85.54	0.394	12:17:05.330
8 -	32.850	85.5	45.892	89.7	25.194	110.5	1:43.936	84.28	1.934	12:18:49.266
9 -	32.689	89.4	46.463	86.3	24.527	109.6	1:43.679	84.49	1.677	12:20:32.945
10 -	32.093	90.5	45.499	87.7	24.749	110.5	1:42.341	85.59	0.339	12:22:15.286
11 -	31.973	90.1	45.357	***91.0***	24.672	111.2	***1:42.002*** **(1)**	***85.87***		***12:23:57.288***
12 -	31.933	90.3	45.478	90.4	24.824	110.1	1:42.235 **(3)**	85.68	0.233	12:25:39.523
13 -	31.962	90.5	45.194	89.9	25.073	110.1	1:42.229 **(2)**	85.68	0.227	12:27:21.752

P16 96 50 Antony ROSS Lola T204

IDEAL LAP TIME : 1:40.849 BEST LAP TIME : 1:41.194 DIFFERENCE : 0.345

LAP	SECTOR 1		SECTOR 2		SECTOR 3		LAP TIME	MPH	DIFF	TIME OF DAY
1 -		89.4	47.704	78.5	25.046	112.9	1:54.639	76.41	13.445	12:06:53.612
2 -	32.360	***92.6***	47.399	80.8	25.134	113.1	1:44.893	83.51	3.699	12:08:38.505
3 -	32.401	90.9	45.731	82.3	24.835	112.5	1:42.967	85.07	1.773	12:10:21.472
4 -	32.175	90.4	46.114	83.5	25.447	110.3	1:43.736	84.44	2.542	12:12:05.208
5 -	32.104	90.8	45.597	83.2	24.623	112.0	1:42.324	85.60	1.130	12:13:47.532
6 -	31.819	90.6	46.014	83.8	24.547	113.7	1:42.380	85.56	1.186	12:15:29.912
7 -	31.754	90.1	45.550	85.7	***24.268***	***115.3***	1:41.572 **(3)**	86.24	0.378	12:17:11.484
8 -	32.020	91.5	45.426	82.2	24.656	114.3	1:42.102	85.79	0.908	12:18:53.586
9 -	32.146	91.3	45.362	85.4	24.750	111.8	1:42.258	85.66	1.064	12:20:35.844
10 -	31.927	91.5	***44.898***	86.1	24.369	113.1	***1:41.194*** **(1)**	***86.56***		***12:22:17.038***
11 -	31.724	91.5	45.181	84.5	24.361	114.1	1:41.266 **(2)**	86.50	0.072	12:23:58.304
12 -	31.974	90.8	45.649	87.6	24.292	112.7	1:41.915	85.95	0.721	12:25:40.219
13 -	***31.683***	92.0	45.112	***87.8***	24.832	113.3	1:41.627	86.19	0.433	12:27:21.846

P17 20 50 Kevin STANZL Crossle 16F

IDEAL LAP TIME : 1:40.839 BEST LAP TIME : 1:41.074 DIFFERENCE : 0.235

LAP	SECTOR 1		SECTOR 2		SECTOR 3		LAP TIME	MPH	DIFF	TIME OF DAY
1 -		86.2	48.088	82.8	26.462	109.2	1:57.002	74.86	15.928	12:06:55.975
2 -	32.323	91.9	46.048	85.2	24.811	112.2	1:43.182	84.89	2.108	12:08:39.157
3 -	32.816	91.9	45.722	86.0	24.458	112.7	1:42.996	85.05	1.922	12:10:22.153
4 -	32.189	91.9	45.684	82.2	25.518	114.3	1:43.391	84.72	2.317	12:12:05.544
5 -	32.156	92.8	45.525	81.9	24.529	114.1	1:42.210	85.70	1.136	12:13:47.754
6 -	31.876	92.3	46.039	78.3	24.351	***115.5***	1:42.266	85.65	1.192	12:15:30.020
7 -	31.861	90.1	45.590	82.6	24.522	114.1	1:41.973	85.90	0.899	12:17:11.993
8 -	32.266	91.9	45.439	87.8	24.257	113.7	1:41.962	85.91	0.888	12:18:53.955
9 -	32.264	***94.3***	45.578	87.4	24.628	112.4	1:42.470	85.48	1.396	12:20:36.425
10 -	31.852	92.8	45.007	84.4	***24.215***	111.8	***1:41.074*** **(1)**	***86.66***		***12:22:17.499***
11 -	***31.761***	92.1	***44.863***	86.7	24.492	112.4	1:41.116 **(2)**	86.63	0.042	12:23:58.615
12 -	31.982	93.3	45.960	***88.3***	24.386	111.4	1:42.328	85.60	1.254	12:25:40.943
13 -	32.116	92.6	45.165	87.0	24.404	111.6	1:41.685 **(3)**	86.14	0.611	12:27:22.628

P18 166 50 Greg THORNTON Titan Mk3/4

IDEAL LAP TIME : 1:41.092 BEST LAP TIME : 1:42.079 DIFFERENCE : 0.987

LAP	SECTOR 1		SECTOR 2		SECTOR 3		LAP TIME	MPH	DIFF	TIME OF DAY
1 -		87.6	47.617	80.0	24.830	110.5	1:51.101	78.84	9.022	12:06:50.074
2 -	32.482	89.8	45.489	82.4	24.704	109.4	1:42.675	85.31	0.596	12:08:32.749
3 -	32.232	90.6	45.445	86.2	24.706	110.1	1:42.383	85.55	0.304	12:10:15.132
4 -	32.248	89.4	45.465	84.2	25.549	107.5	1:43.262	84.83	1.183	12:11:58.394
5 -	32.854	***91.4***	45.281	83.5	***24.255***	***113.3***	1:42.390	85.55	0.311	12:13:40.784
6 -	***31.883***	89.0	45.950	86.3	24.588	112.5	1:42.421	85.52	0.342	12:15:23.205

Weather / Track : Sunny / Dry

Brands Hatch GP
Circuit Length = 2.4332 miles
Start: 12:04 Flag 12:26 End: 12:28

Legends of Brands Hatch Superprix

HSCC Historic Formula Ford

RACE 10 - SECTOR ANALYSIS

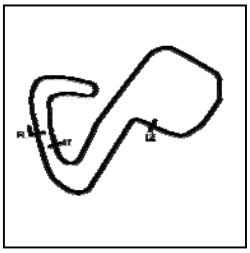

SECTOR 1 = FL to I1, SECTOR 2 = I1 to I2, SECTOR 3 = I2 to FL, DIFF = Difference To Personal Best Lap, P = Crossed Finish Line in Pit Lane, D = Time Disallowed

7 -	32.057	90.1	45.044	84.7	25.044	108.0	1:42.145	(3)	85.75	0.066	12:17:05.350
8 -	32.600	88.5	46.533	81.5	24.868	111.8	1:44.001		84.22	1.922	12:18:49.351
9 -	32.515	87.6	46.244	83.2	24.914	108.2	1:43.673		84.49	1.594	12:20:33.024
10 -	32.605	89.5	45.214	81.0	24.923	109.6	1:42.742		85.26	0.663	12:22:15.766
11 -	32.011	90.4	45.379	82.7	24.693	109.2	1:42.083	(2)	85.81	0.004	12:23:57.849
12 -	32.395	89.1	46.720	***88.0***	24.466	110.0	1:43.581		84.56	1.502	12:25:41.430
13 -	32.468	91.0	***44.954***	85.5	24.657	109.4	***1:42.079***	**(1)**	***85.81***		***12:27:23.509***

P19 41 50 Paul UNSWORTH Palliser WDF3

IDEAL LAP TIME : 1:42.230 BEST LAP TIME : 1:42.236 DIFFERENCE : 0.006

LAP	SECTOR 1		SECTOR 2		SECTOR 3		LAP TIME		MPH	DIFF	TIME OF DAY
1 -		84.7	47.598	80.1	24.991	111.2	1:51.735		78.39	9.499	12:06:50.708
2 -	32.652	88.3	46.526	82.7	24.765	110.3	1:43.943		84.27	1.707	12:08:34.651
3 -	32.201	88.6	46.177	81.8	24.690	111.1	1:43.068		84.99	0.832	12:10:17.719
4 -	32.243	***89.7***	46.739	***83.6***	24.795	109.4	1:43.777		84.41	1.541	12:12:01.496
5 -	32.432	87.4	46.318	78.2	24.667	110.1	1:43.417		84.70	1.181	12:13:44.913
6 -	***32.138***	89.2	46.054	81.4	24.635	109.8	1:42.827	**(3)**	85.19	0.591	12:15:27.740
7 -	32.246	86.4	45.826	80.1	24.613	109.4	1:42.685	**(2)**	85.30	0.449	12:17:10.425
8 -	32.191	87.8	45.889	78.8	24.839	109.8	1:42.919		85.11	0.683	12:18:53.344
9 -	32.738	89.3	46.456	82.4	24.681	***111.6***	1:43.875		84.33	1.639	12:20:37.219
10 -	32.144	88.6	***45.552***	83.5	***24.540***	109.6	***1:42.236***	**(1)**	***85.68***		***12:22:19.455***
11 -	34.019	88.5	46.037	79.7	24.794	108.7	1:44.850		83.54	2.614	12:24:04.305
12 -	32.544	87.8	46.388	80.8	24.621	109.2	1:43.553		84.59	1.317	12:25:47.858
13 -	32.175	88.8	45.948	81.5	24.857	106.1	1:42.980		85.06	0.744	12:27:30.838

P20 27 50 Dick DIXON Lotus 61

IDEAL LAP TIME : 1:42.499 BEST LAP TIME : 1:42.912 DIFFERENCE : 0.413

LAP	SECTOR 1		SECTOR 2		SECTOR 3		LAP TIME		MPH	DIFF	TIME OF DAY
1 -		89.4	47.601	76.5	24.880	112.4	1:51.864		78.30	8.952	12:06:50.837
2 -	32.853	89.0	46.454	78.2	24.662	112.2	1:43.969		84.25	1.057	12:08:34.806
3 -	32.603	89.8	46.642	82.1	24.756	110.7	1:44.001		84.22	1.089	12:10:18.807
4 -	32.411	90.1	46.021	***84.4***	24.819	110.3	1:43.251	**(3)**	84.84	0.339	12:12:02.058
5 -	***32.340***	89.3	46.118	80.6	24.520	112.7	1:42.978	**(2)**	85.06	0.066	12:13:45.036
6 -	32.508	***90.9***	45.985	81.0	***24.419***	***112.9***	***1:42.912***	**(1)**	***85.11***		***12:15:27.948***
7 -	32.546	90.5	***45.740***	82.6	25.024	108.7	1:43.310		84.79	0.398	12:17:11.258
8 -	33.478	89.8	46.702	82.9	24.953	109.6	1:45.133		83.32	2.221	12:18:56.391
9 -	44.050	89.2	46.235	82.0	25.116	108.4	1:55.401		75.90	12.489	12:20:51.792
10 -	32.742	88.8	46.711	82.1	25.152	108.5	1:44.605		83.74	1.693	12:22:36.397
11 -	32.402	88.5	46.529	83.4	25.206	107.5	1:44.137		84.11	1.225	12:24:20.534
12 -	33.067	87.6	46.555	79.4	25.159	107.8	1:44.781		83.60	1.869	12:26:05.315
13 -	32.838	87.9	47.033	77.4	25.425	105.0	1:45.296		83.19	2.384	12:27:50.611

P21 63 50 Matthew STURMER Macon MR8

IDEAL LAP TIME : 1:44.120 BEST LAP TIME : 1:44.127 DIFFERENCE : 0.007

LAP	SECTOR 1		SECTOR 2		SECTOR 3		LAP TIME		MPH	DIFF	TIME OF DAY
1 -		86.1	49.128	82.4	27.143	105.8	1:56.980		74.88	12.853	12:06:55.953
2 -	33.474	87.7	47.459	83.6	25.861	105.0	1:46.794		82.02	2.667	12:08:42.747
3 -	33.222	86.4	46.856	83.8	25.437	105.6	1:45.515		83.01	1.388	12:10:28.262
4 -	32.725	87.1	47.473	80.7	25.615	105.6	1:45.813		82.78	1.686	12:12:14.075
5 -	32.938	85.7	46.915	82.6	25.404	106.0	1:45.257		83.22	1.130	12:13:59.332
6 -	***32.495***	87.2	47.224	81.4	25.219	106.6	1:44.938	**(3)**	83.47	0.811	12:15:44.270
7 -	32.529	87.3	47.073	83.5	25.153	106.5	1:44.755	**(2)**	83.62	0.628	12:17:29.025
8 -	33.475	86.0	47.950	82.0	25.370	106.6	1:46.795		82.02	2.668	12:19:15.820
9 -	33.291	87.6	47.083	85.8	25.286	105.1	1:45.660		82.90	1.533	12:21:01.480
10 -	32.502	87.8	***46.692***	84.7	***24.933***	106.5	***1:44.127***	**(1)**	***84.12***		***12:22:45.607***
11 -	32.580	***87.9***	46.960	86.7	25.875	106.1	1:45.415		83.09	1.288	12:24:31.022
12 -	32.840	87.2	47.014	83.7	25.111	***106.8***	1:44.965		83.45	0.838	12:26:15.987
13 -	32.617	87.4	47.454	***87.0***	25.817	105.6	1:45.888		82.72	1.761	12:28:01.875

Weather / Track : Sunny / Dry

Brands Hatch GP
Circuit Length = 2.4332 miles
Start: 12:04 Flag 12:26 End: 12:28

Legends of Brands Hatch Superprix

HSCC Historic Formula Ford

RACE 10 - SECTOR ANALYSIS

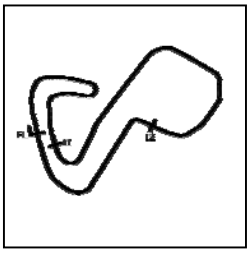

SECTOR 1 = FL to I1, SECTOR 2 = I1 to I2, SECTOR 3 = I2 to FL, DIFF = Difference To Personal Best Lap, P = Crossed Finish Line in Pit Lane, D = Time Disallowed

P22 77 50 Chris SHARPLES Palliser WDF1

IDEAL LAP TIME : 1:43.945 BEST LAP TIME : 1:44.948 DIFFERENCE : 1.003

LAP	SECTOR 1		SECTOR 2		SECTOR 3		LAP TIME	MPH	DIFF	TIME OF DAY
1 -		86.2	47.727	79.9	25.655	***109.4***	1:53.875	76.92	8.927	12:06:52.848
2 -	32.764	89.3	47.461	80.6	25.259	108.9	1:45.484	83.04	0.536	12:08:38.332
3 -	33.607	87.6	47.425	77.0	25.408	***109.4***	1:46.440	82.29	1.492	12:10:24.772
4 -	33.155	89.0	47.044	82.3	25.356	108.7	1:45.555	82.98	0.607	12:12:10.327
5 -	33.617	87.0	46.921	74.3	25.760	108.5	1:46.298	82.40	1.350	12:13:56.625
6 -	32.931	88.6	47.252	81.5	25.615	108.2	1:45.798	82.79	0.850	12:15:42.423
7 -	33.228	87.7	47.188	81.0	25.645	107.8	1:46.061	82.59	1.113	12:17:28.484
8 -	34.261	84.8	47.293	76.0	25.526	108.0	1:47.080	81.80	2.132	12:19:15.564
9 -	33.957	89.2	47.229	78.4	***24.885***	108.5	1:46.071	82.58	1.123	12:21:01.635
10 -	32.998	89.2	***46.555***	84.0	25.654	109.1	1:45.207 **(2)**	83.26	0.259	12:22:46.842
11 -	32.815	***89.8***	47.547	77.4	25.543	108.5	1:45.905	82.71	0.957	12:24:32.747
12 -	33.164	89.7	46.820	83.2	24.964	108.9	***1:44.948*** **(1)**	***83.46***		***12:26:17.695***
13 -	***32.505***	89.7	46.589	***85.1***	26.254	105.6	1:45.348 **(3)**	83.15	0.400	12:28:03.043

P23 19 50 Stephen KING Macon MR8

IDEAL LAP TIME : 1:44.608 BEST LAP TIME : 1:45.010 DIFFERENCE : 0.402

LAP	SECTOR 1		SECTOR 2		SECTOR 3		LAP TIME	MPH	DIFF	TIME OF DAY
1 -		82.1	49.897	79.1	25.653	110.3	1:57.971	74.25	12.961	12:06:56.944
2 -	33.842	88.6	47.635	79.9	25.552	109.8	1:47.029	81.84	2.019	12:08:43.973
3 -	33.058	88.6	48.140	82.6	25.449	110.3	1:46.647	82.13	1.637	12:10:30.620
4 -	33.425	88.8	47.561	79.7	25.392	***110.7***	1:46.378	82.34	1.368	12:12:16.998
5 -	33.428	***89.7***	47.897	83.2	25.320	109.2	1:46.645	82.14	1.635	12:14:03.643
6 -	32.868	89.1	47.421	78.4	25.418	109.4	1:45.707	82.86	0.697	12:15:49.350
7 -	33.195	86.7	47.771	82.5	25.637	109.2	1:46.603	82.17	1.593	12:17:35.953
8 -	33.077	87.1	47.367	83.4	25.418	109.2	1:45.862	82.74	0.852	12:19:21.815
9 -	33.239	86.8	47.716	82.2	25.305	109.2	1:46.260	82.43	1.250	12:21:08.075
10 -	32.921	88.8	47.359	84.0	***25.056***	109.6	1:45.336	83.16	0.326	12:22:53.411
11 -	32.913	88.6	47.224	78.6	25.107	110.0	1:45.244 **(3)**	83.23	0.234	12:24:38.655
12 -	***32.601***	89.3	47.129	***84.8***	25.280	109.2	***1:45.010*** **(1)**	***83.41***		***12:26:23.665***
13 -	32.867	89.4	***46.951***	83.6	25.287	109.8	1:45.105 **(2)**	83.34	0.095	12:28:08.770

P24 26 50 John SLACK Lola T200

IDEAL LAP TIME : 1:44.592 BEST LAP TIME : 1:44.828 DIFFERENCE : 0.236

LAP	SECTOR 1		SECTOR 2		SECTOR 3		LAP TIME	MPH	DIFF	TIME OF DAY
1 -		82.8	49.222	74.5	25.597	110.1	1:58.332	74.02	13.504	12:06:57.305
2 -	34.259	88.4	47.665	81.0	25.250	110.3	1:47.174	81.73	2.346	12:08:44.479
3 -	33.173	88.4	47.914	78.6	25.470	110.3	1:46.557	82.20	1.729	12:10:31.036
4 -	33.305	89.4	47.538	78.9	25.629	110.5	1:46.472	82.27	1.644	12:12:17.508
5 -	33.396	***89.9***	48.806	75.9	25.314	111.8	1:47.516	81.47	2.688	12:14:05.024
6 -	33.270	89.5	47.470	79.7	25.242	111.6	1:45.982	82.65	1.154	12:15:51.006
7 -	34.075	88.6	47.192	81.1	25.297	111.1	1:46.564	82.20	1.736	12:17:37.570
8 -	32.901	87.8	47.148	81.1	25.297	109.4	1:45.346 **(3)**	83.15	0.518	12:19:22.916
9 -	33.033	88.1	47.890	79.2	25.340	108.7	1:46.263	82.43	1.435	12:21:09.179
10 -	33.673	88.8	47.061	82.3	***25.121***	110.0	1:45.855	82.75	1.027	12:22:55.034
11 -	***32.775***	88.1	***46.696***	81.5	25.357	***112.0***	***1:44.828*** **(1)**	***83.56***		***12:24:39.862***
12 -	33.355	88.6	46.881	***82.5***	25.258	108.7	1:45.494	83.03	0.666	12:26:25.356
13 -	33.004	89.7	46.937	78.7	25.277	108.2	1:45.218 **(2)**	83.25	0.390	12:28:10.574

P25 93 50 Rudolf ERNST Titan Mk6

IDEAL LAP TIME : 1:44.878 BEST LAP TIME : 1:45.313 DIFFERENCE : 0.435

LAP	SECTOR 1		SECTOR 2		SECTOR 3		LAP TIME	MPH	DIFF	TIME OF DAY
1 -		81.4	49.696	82.4	26.091	107.8	1:57.459	74.57	12.146	12:06:56.432
2 -	33.519	86.0	47.814	83.4	25.858	107.0	1:47.191	81.72	1.878	12:08:43.623
3 -	33.132	86.4	47.730	83.3	25.792	107.3	1:46.654	82.13	1.341	12:10:30.277
4 -	33.036	***87.0***	47.595	78.5	26.044	107.2	1:46.675	82.11	1.362	12:12:16.952
5 -	33.380	86.2	48.764	82.3	25.781	107.7	1:47.925	81.16	2.612	12:14:04.877
6 -	33.019	86.1	47.102	83.0	25.646	107.8	1:45.767	82.82	0.454	12:15:50.644

Weather / Track : Sunny / Dry

Brands Hatch GP
Circuit Length = 2.4332 miles
Start: 12:04 Flag 12:26 End: 12:28

Legends of Brands Hatch Superprix

HSCC Historic Formula Ford

RACE 10 - SECTOR ANALYSIS

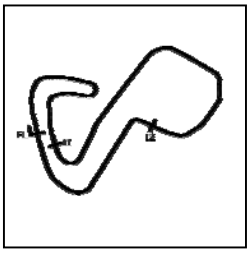

SECTOR 1 = FL to I1, SECTOR 2 = I1 to I2, SECTOR 3 = I2 to FL, DIFF = Difference To Personal Best Lap, P = Crossed Finish Line in Pit Lane, D = Time Disallowed

7 -	33.082	85.2	47.502	82.0	25.811	107.8	1:46.395		82.33	1.082	12:17:37.039
8 -	33.032	86.0	46.960	82.9	25.504	107.7	1:45.496	(3)	83.03	0.183	12:19:22.535
9 -	32.968	86.2	47.897	85.3	25.689	107.7	1:46.554		82.21	1.241	12:21:09.089
10 -	33.129	86.5	***46.846***	***87.2***	***25.371***	108.0	1:45.346	(2)	83.15	0.033	12:22:54.435
11 -	***32.661***	86.4	47.162	85.1	25.490	***108.4***	***1:45.313***	(1)	***83.17***		***12:24:39.748***
12 -	33.860	86.1	47.340	84.2	25.529	108.0	1:46.729		82.07	1.416	12:26:26.477
13 -	32.818	***87.0***	47.511	83.4	25.910	***108.4***	1:46.239		82.45	0.926	12:28:12.716

P26 85 Freddie LILLINGSTON-PRICE Merlyn Mk11

IDEAL LAP TIME : 1:46.335 BEST LAP TIME : 1:46.432 DIFFERENCE : 0.097

LAP	SECTOR 1		SECTOR 2		SECTOR 3		LAP TIME		MPH	DIFF	TIME OF DAY
1 -		86.5	50.803	77.6	26.360	107.0	2:00.752		72.54	14.320	12:06:59.725
2 -	34.937	89.4	49.144	76.0	25.661	***110.5***	1:49.742		79.82	3.310	12:08:49.467
3 -	34.356	89.5	49.858	80.8	25.829	106.3	1:50.043		79.60	3.611	12:10:39.510
4 -	33.301	87.4	49.017	81.1	25.687	106.0	1:48.005		81.10	1.573	12:12:27.515
5 -	33.472	85.4	49.024	77.3	25.998	106.0	1:48.494		80.74	2.062	12:14:16.009
6 -	33.529	88.6	48.416	81.8	25.645	106.6	1:47.590		81.41	1.158	12:16:03.599
7 -	33.389	88.8	49.187	77.4	25.732	108.2	1:48.308		80.87	1.876	12:17:51.907
8 -	33.581	89.9	48.926	83.0	26.090	109.1	1:48.597		80.66	2.165	12:19:40.504
9 -	***32.973***	89.4	***47.917***	83.2	25.542	106.6	***1:46.432***	(1)	***82.30***		***12:21:26.936***
10 -	33.075	88.0	48.030	83.6	25.613	106.5	1:46.718	(2)	82.08	0.286	12:23:13.654
11 -	34.759	86.1	49.522	79.6	25.982	108.9	1:50.263		79.44	3.831	12:25:03.917
12 -	33.310	***90.3***	48.509	***84.3***	***25.445***	106.8	1:47.264	(3)	81.66	0.832	12:26:51.181

P27 9 50 Kevin WILLIAMS Merlyn Mk20A

IDEAL LAP TIME : 1:46.011 BEST LAP TIME : 1:46.011 DIFFERENCE : 0.000

LAP	SECTOR 1		SECTOR 2		SECTOR 3		LAP TIME		MPH	DIFF	TIME OF DAY
1 -		87.3	50.762	77.8	25.908	***110.0***	2:00.899		72.45	14.888	12:06:59.872
2 -	34.506	89.2	49.217	76.6	25.771	108.0	1:49.494		80.00	3.483	12:08:49.366
3 -	34.388	89.0	50.924	76.0	25.755	108.5	1:51.067		78.86	5.056	12:10:40.433
4 -	34.162	86.0	49.440	78.0	25.643	107.5	1:49.245		80.18	3.234	12:12:29.678
5 -	33.778	88.0	48.392	79.3	25.367	109.1	1:47.537		81.45	1.526	12:14:17.215
6 -	33.405	89.7	48.120	81.8	25.103	106.6	1:46.628	(2)	82.15	0.617	12:16:03.843
7 -	33.640	***90.9***	48.484	75.5	25.849	108.0	1:47.973		81.12	1.962	12:17:51.816
8 -	33.579	88.1	48.976	79.7	26.063	108.5	1:48.618		80.64	2.607	12:19:40.434
9 -	33.561	90.3	48.259	81.4	25.552	108.0	1:47.372	(3)	81.58	1.361	12:21:27.806
10 -	***33.298***	88.8	***47.788***	82.5	***24.925***	108.5	***1:46.011***	(1)	***82.63***		***12:23:13.817***
11 -	34.436	89.0	49.274	82.5	25.940	106.8	1:49.650		79.88	3.639	12:25:03.467
12 -	33.693	88.7	49.070	***84.9***	24.988	109.4	1:47.751		81.29	1.740	12:26:51.218

P28 87 Ian JEARY Elden Mk8

IDEAL LAP TIME : 1:43.599 BEST LAP TIME : 1:43.964 DIFFERENCE : 0.365

LAP	SECTOR 1		SECTOR 2		SECTOR 3		LAP TIME		MPH	DIFF	TIME OF DAY
1 -		89.5	47.502	79.8	25.166	***112.9***	1:52.440		77.90	8.476	12:06:51.413
2 -	32.717	89.8	46.447	84.4	25.162	111.1	1:44.326		83.96	0.362	12:08:35.739
3 -	32.842	89.7	46.407	81.3	***24.905***	112.5	1:44.154	(3)	84.10	0.190	12:10:19.893
4 -	32.637	90.6	47.120	81.5	25.790	112.0	1:45.547		82.99	1.583	12:12:05.440
5 -	33.008	***91.4***	46.383	79.7	25.231	110.1	1:44.622		83.72	0.658	12:13:50.062
6 -	32.720	90.4	***46.232***	84.6	25.030	110.0	1:43.982	(2)	84.24	0.018	12:15:34.044
7 -	***32.462***	90.3	46.525	***85.7***	24.977	109.2	***1:43.964***	(1)	***84.25***		***12:17:18.008***
8 -	33.433	89.5	46.699	81.0	25.173	110.0	1:45.305		83.18	1.341	12:19:03.313
9 -	33.508	89.9	46.795	81.2	25.284	109.1	1:45.587		82.96	1.623	12:20:48.900
10 -	32.603	90.3	46.742	79.2	25.447	109.4	1:44.792		83.59	0.828	12:22:33.692

P29 47 50 Louis HANJOUL Elden Mk8/10

IDEAL LAP TIME : 1:47.904 BEST LAP TIME : 1:50.562 DIFFERENCE : 2.658

LAP	SECTOR 1		SECTOR 2		SECTOR 3		LAP TIME		MPH	DIFF	TIME OF DAY
1 -		84.2	49.105	77.7	***26.240***	***107.8***	1:56.557	(2)	75.15	5.995	12:06:55.530
2 -	35.661	***86.5***	***48.438***	***82.0***	26.463	103.8	***1:50.562***	(1)	***79.23***		***12:08:46.092***

Weather / Track : Sunny / Dry

Brands Hatch GP
Circuit Length = 2.4332 miles
Start: 12:04 Flag 12:26 End: 12:28

Legends of Brands Hatch Superprix

HSCC Historic Formula Ford

RACE 10 - BEST SECTORS

	SECTOR 1			SECTOR 2			SECTOR 3			IDEAL / BEST COMPARISON					
POS	NO	NAME	TIME	NO	NAME	TIME	NO	NAME	TIME	POS	NO	NAME	IDEAL	BEST	DIFF
												PERFECT LAP	1:38.130		
1	7	JACKSON	30.841	5	TARLING	43.731	5	TARLING	23.558	1	5	TARLING	1:38.185	1:38.185	0.000
2	5	TARLING	30.896	7	JACKSON	43.810	76	LIVINGSTON	23.654	2	7	JACKSON	1:38.316	1:38.465	0.149
3	76	LIVINGSTON	30.956	97	THURSTON	43.834	7	JACKSON	23.665	3	97	THURSTON	1:38.575	1:38.634	0.059
4	97	THURSTON	31.044	76	LIVINGSTON	43.994	36	SMITH	23.681	4	76	LIVINGSTON	1:38.604	1:39.129	0.525
5	158	STUTELY	31.059	21	DRYBROUGH	44.012	97	THURSTON	23.697	5	21	DRYBROUGH	1:39.134	1:39.477	0.343
6	21	DRYBROUGH	31.234	89	PEARSON	44.219	158	STUTELY	23.854	6	158	STUTELY	1:39.278	1:39.347	0.069
7	64	TUSTING	31.256	64	TUSTING	44.221	64	TUSTING	23.861	7	64	TUSTING	1:39.338	1:39.415	0.077
8	70	STANZL	31.257	158	STUTELY	44.365	21	DRYBROUGH	23.888	8	89	PEARSON	1:39.546	1:39.997	0.451
9	53	RICHARDS	31.348	53	RICHARDS	44.377	89	PEARSON	23.925	9	53	RICHARDS	1:39.680	1:40.143	0.463
10	89	PEARSON	31.402	37	NUTHALL	44.383	53	RICHARDS	23.955	10	70	STANZL	1:39.699	1:39.894	0.195
11	69	NEEDELL	31.421	70	STANZL	44.424	70	STANZL	24.018	11	36	SMITH	1:39.946	1:40.412	0.466
12	17	MORRIS	31.452	17	MORRIS	44.526	37	NUTHALL	24.073	12	37	NUTHALL	1:39.970	1:40.023	0.053
13	36	SMITH	31.491	69	NEEDELL	44.627	17	MORRIS	24.113	13	17	MORRIS	1:40.091	1:40.321	0.230
14	37	NUTHALL	31.514	36	SMITH	44.774	69	NEEDELL	24.132	14	69	NEEDELL	1:40.180	1:40.413	0.233
15	96	ROSS	31.683	20	STANZL	44.863	20	STANZL	24.215	15	20	STANZL	1:40.839	1:41.074	0.235
16	20	STANZL	31.761	96	ROSS	44.898	166	THORNTON	24.255	16	96	ROSS	1:40.849	1:41.194	0.345
17	22	BRISE	31.823	166	THORNTON	44.954	96	ROSS	24.268	17	166	THORNTON	1:41.092	1:42.079	0.987
18	166	THORNTON	31.883	22	BRISE	45.104	22	BRISE	24.402	18	22	BRISE	1:41.329	1:42.002	0.673
19	41	UNSWORTH	32.138	41	UNSWORTH	45.552	27	DIXON	24.419	19	41	UNSWORTH	1:42.230	1:42.236	0.006
20	27	DIXON	32.340	27	DIXON	45.740	41	UNSWORTH	24.540	20	27	DIXON	1:42.499	1:42.912	0.413
21	87	JEARY	32.462	87	JEARY	46.232	77	SHARPLES	24.885	21	87	JEARY	1:43.599	1:43.964	0.365
22	63	STURMER	32.495	77	SHARPLES	46.555	87	JEARY	24.905	22	77	SHARPLES	1:43.945	1:44.948	1.003
23	77	SHARPLES	32.505	63	STURMER	46.692	9	WILLIAMS	24.925	23	63	STURMER	1:44.120	1:44.127	0.007
24	19	KING	32.601	26	SLACK	46.696	63	STURMER	24.933	24	26	SLACK	1:44.592	1:44.828	0.236
25	93	ERNST	32.661	93	ERNST	46.846	19	KING	25.056	25	19	KING	1:44.608	1:45.010	0.402
26	26	SLACK	32.775	19	KING	46.951	26	SLACK	25.121	26	93	ERNST	1:44.878	1:45.313	0.435
27	85	LILLINGSTON-PRIC	32.973	9	WILLIAMS	47.788	93	ERNST	25.371	27	9	WILLIAMS	1:46.011	1:46.011	0.000
28	47	HANJOUL	33.226	85	LILLINGSTON-PRIC	47.917	85	LILLINGSTON-PRIC	25.445	28	85	LILLINGSTON-PRICE	1:46.335	1:46.432	0.097
29	9	WILLIAMS	33.298	47	HANJOUL	48.438	47	HANJOUL	26.240	29	47	HANJOUL	1:47.904	1:50.562	2.658
30															

Weather / Track : Sunny / Dry

Brands Hatch GP
Circuit Length = 2.4332 miles
Start: 12:04 Flag 12:26 End: 12:28

Results can be found at www.tsl-timing.com

Printed - 12:29 Sunday, 30 June 2019

Legends of Brands Hatch Superprix

HSCC Historic Formula Ford

RACE 10 - BEST SPEEDS

	INTERMEDIATE 1			INTERMEDIATE 2			FINISH LINE		
POS	NO	NAME	MPH	NO	NAME	MPH	NO	NAME	MPH
1	**5**	TARLING	**94.9**	**5**	TARLING	**93.0**	**21**	DRYBROUGH	**117.1**
2	**158**	STUTELY	**94.9**	**97**	THURSTON	**92.9**	**7**	JACKSON	**116.5**
3	**89**	PEARSON	**94.7**	**7**	JACKSON	**92.3**	**36**	SMITH	**116.5**
4	**76**	LIVINGSTON	**94.5**	**21**	DRYBROUGH	**91.9**	**5**	TARLING	**115.9**
5	**7**	JACKSON	**94.3**	**70**	STANZL	**91.8**	**89**	PEARSON	**115.9**
6	**37**	NUTHALL	**94.3**	**158**	STUTELY	**91.4**	**97**	THURSTON	**115.5**
7	**20**	STANZL	**94.3**	**17**	MORRIS	**91.3**	**158**	STUTELY	**115.5**
8	**36**	SMITH	**94.2**	**76**	LIVINGSTON	**91.1**	**20**	STANZL	**115.5**
9	**97**	THURSTON	**94.1**	**53**	RICHARDS	**91.0**	**96**	ROSS	**115.3**
10	**21**	DRYBROUGH	**94.1**	**89**	PEARSON	**91.0**	**53**	RICHARDS	**115.1**
11	**64**	TUSTING	**94.1**	**22**	BRISE	**91.0**	**17**	MORRIS	**115.1**
12	**53**	RICHARDS	**93.9**	**69**	NEEDELL	**90.8**	**69**	NEEDELL	**114.9**
13	**69**	NEEDELL	**93.4**	**36**	SMITH	**90.4**	**76**	LIVINGSTON	**114.7**
14	**17**	MORRIS	**92.9**	**64**	TUSTING	**90.4**	**37**	NUTHALL	**114.5**
15	**96**	ROSS	**92.6**	**37**	NUTHALL	**89.7**	**64**	TUSTING	**114.5**
16	**70**	STANZL	**92.3**	**20**	STANZL	**88.3**	**166**	THORNTON	**113.3**
17	**22**	BRISE	**92.3**	**166**	THORNTON	**88.0**	**70**	STANZL	**113.1**
18	**166**	THORNTON	**91.4**	**96**	ROSS	**87.8**	**27**	DIXON	**112.9**
19	**87**	JEARY	**91.4**	**93**	ERNST	**87.2**	**87**	JEARY	**112.9**
20	**27**	DIXON	**90.9**	**63**	STURMER	**87.0**	**22**	BRISE	**112.0**
21	**9**	WILLIAMS	**90.9**	**87**	JEARY	**85.7**	**26**	SLACK	**112.0**
22	**85**	LILLINGSTON-PRICE	**90.3**	**77**	SHARPLES	**85.1**	**41**	UNSWORTH	**111.6**
23	**26**	SLACK	**89.9**	**9**	WILLIAMS	**84.9**	**19**	KING	**110.7**
24	**77**	SHARPLES	**89.8**	**19**	KING	**84.8**	**85**	LILLINGSTON-PRICE	**110.5**
25	**41**	UNSWORTH	**89.7**	**27**	DIXON	**84.4**	**9**	WILLIAMS	**110.0**
26	**19**	KING	**89.7**	**85**	LILLINGSTON-PRICE	**84.3**	**77**	SHARPLES	**109.4**
27	**63**	STURMER	**87.9**	**41**	UNSWORTH	**83.6**	**93**	ERNST	**108.4**
28	**93**	ERNST	**87.0**	**26**	SLACK	**82.5**	**47**	HANJOUL	**107.8**
29	**47**	HANJOUL	**86.5**	**47**	HANJOUL	**82.0**	**63**	STURMER	**106.8**
30									

Weather / Track : Sunny / Dry

Brands Hatch GP
Circuit Length = 2.4332 miles
Start: 12:04 Flag 12:26 End: 12:28

Results can be found at www.tsl-timing.com

Printed - 12:29 Sunday, 30 June 2019

Legends of Brands Hatch Superprix

HSCC Historic Formula Ford

RACE 10 - STATISTICS

Competitors Started	30
Planned Start	2019-06-30 @ 12:05:00.000
Actual Start	2019-06-30 @ 12:04:58.972
Finish Time	2019-06-30 @ 12:26:33.152
Track Length	2.4332mi.
Total Laps	361
Total Distance Covered	878.4175mi.

Session Fastest Lap History

NO	CL	NAME	LAP TIME	TIME OF DAY	LAP	VEHICLE
7		**Cameron JACKSON**	**1:42.820**	12:06:41.803	1	Winkelmann WDF2
7		**Cameron JACKSON**	**1:39.214**	12:08:21.020	2	Winkelmann WDF2
7		**Cameron JACKSON**	**1:39.137**	12:15:00.329	6	Winkelmann WDF2
7		**Cameron JACKSON**	**1:38.726**	12:16:39.057	7	Winkelmann WDF2
7		**Cameron JACKSON**	**1:38.592**	12:18:17.651	8	Winkelmann WDF2
7		**Cameron JACKSON**	**1:38.465**	12:19:56.111	9	Winkelmann WDF2
5		**Richard TARLING**	**1:38.185**	12:19:56.230	9	Jayman T2

Session Leader History

NO	CL	NAME	FROM LAP	LAPS LED	DISTANCE	VEHICLE
7		**Cameron JACKSON**	1	3	7.29 miles	Winkelmann WDF2
5		**Richard TARLING**	4	2	4.86 miles	Jayman T2
7		**Cameron JACKSON**	6	6	14.59 miles	Winkelmann WDF2
5		**Richard TARLING**	12	2	4.86 miles	Jayman T2

Flag History

TYPE	TIME OF DAY
GREEN	12:04:58.972
FINISH	12:26:33.152

Flag Statistics

TYPE	COUNT	TOTAL LAPS	TOTAL TIME
Green	1	13	23:48.782
Red	0	0	0.000
Safety Car	0	0	0.000
FCY	0	0	0.000

Brands Hatch GP
Circuit Length = 2.4332 miles
Start: 12:04 Flag 12:26 End: 12:28

Weather / Track : Sunny / Dry

These results are provisional until the conclusion of any judicial and technical matters.

Clerk Of Course : Julian Floyd		Timekeeper : Nick Palmer

Legends of Brands Hatch Superprix

HSCC Historic Formula Ford

RACE 10 - STATISTICS

CLASS : 11 Starters

Fastest Lap History

NO	NAME	LAP TIME	TIME OF DAY	LAP	VEHICLE
7	**Cameron JACKSON**	**1:42.820**	12:06:41.803	1	Winkelmann WDF2
7	**Cameron JACKSON**	**1:39.214**	12:08:21.020	2	Winkelmann WDF2
7	**Cameron JACKSON**	**1:39.137**	12:15:00.329	6	Winkelmann WDF2
7	**Cameron JACKSON**	**1:38.726**	12:16:39.057	7	Winkelmann WDF2
7	**Cameron JACKSON**	**1:38.592**	12:18:17.651	8	Winkelmann WDF2
7	**Cameron JACKSON**	**1:38.465**	12:19:56.111	9	Winkelmann WDF2
5	**Richard TARLING**	**1:38.185**	12:19:56.230	9	Jayman T2

Leader History

NO	NAME	FROM LAP	LAPS LED	DISTANCE	VEHICLE
7	**Cameron JACKSON**	1	3	7.29 miles	Winkelmann WDF2
5	**Richard TARLING**	4	2	4.86 miles	Jayman T2
7	**Cameron JACKSON**	6	6	14.59 miles	Winkelmann WDF2
5	**Richard TARLING**	12	2	4.86 miles	Jayman T2

Brands Hatch GP
Circuit Length = 2.4332 miles
Start: 12:04 Flag 12:26 End: 12:28

Weather / Track : Sunny / Dry

These results are provisional until the conclusion of any judicial and technical matters.

Clerk Of Course : Julian Floyd		Timekeeper : Nick Palmer

Legends of Brands Hatch Superprix

HSCC Historic Formula Ford

RACE 10 - STATISTICS

CLASS : 50

19 Starters

Fastest Lap History

NO	NAME	LAP TIME	TIME OF DAY	LAP	VEHICLE
53	**Clive RICHARDS**	**1:47.158**	12:06:46.146	1	Merlyn Mk20
53	**Clive RICHARDS**	**1:40.816**	12:08:26.960	2	Merlyn Mk20
89	**Ted PEARSON**	**1:40.490**	12:10:08.986	3	Merlyn Mk11/17
89	**Ted PEARSON**	**1:40.301**	12:11:49.286	4	Merlyn Mk11/17
53	**Clive RICHARDS**	**1:40.252**	12:16:52.839	7	Merlyn Mk20
89	**Ted PEARSON**	**1:40.033**	12:25:18.313	12	Merlyn Mk11/17
89	**Ted PEARSON**	**1:39.997**	12:26:58.309	13	Merlyn Mk11/17

Leader History

NO	NAME	FROM LAP	LAPS LED	DISTANCE	VEHICLE
53	**Clive RICHARDS**	1	2	4.86 miles	Merlyn Mk20
36	**Rob SMITH**	3	2	4.86 miles	Merlyn Mk20
89	**Ted PEARSON**	5	2	4.86 miles	Merlyn Mk11/17
53	**Clive RICHARDS**	7	2	4.86 miles	Merlyn Mk20
89	**Ted PEARSON**	9	2	4.86 miles	Merlyn Mk11/17
53	**Clive RICHARDS**	11	3	7.29 miles	Merlyn Mk20

Brands Hatch GP

Weather / Track : Sunny / Dry

Circuit Length = 2.4332 miles

These results are provisional until the conclusion of any judicial and technical matters.

Start: 12:04 Flag 12:26 End: 12:28

Clerk Of Course : Julian Floyd		Timekeeper : Nick Palmer

Sheet No:

Legends of Brands Hatch Superprix

HGPCA Pre '61 & Pre '66

QUALIFYING - RACE 2 & 6 - CLASSIFICATION

POS	NO	CL	PIC	NAME	ENTRY	TIME	ON	LAPS	GAP	DIFF	MPH
1	25	11	1	Andy MIDDLEHURST	Lotus 25 R4	1:40.655	4	6			87.02
2	22	12	1	Peter HORSMAN	Lotus 18/21	1:41.992	4	6	1.337	1.337	85.88
3	11	12	2	Jon FAIRLEY	Brabham BT11/19	1:42.935	5	6	2.280	0.943	85.10
4	3	12	3	Barry CANNELL	Brabham BT11A	1:42.950	5	6	2.295	0.015	85.08
5	91 *	7b	1	Chris DRAKE	Cooper T53	1:42.971	3	4	2.316	0.021	85.07
6	12	7b	2	Rudi FRIEDRICHS	Cooper T53	1:44.511	6	7	3.856	1.540	83.81
7	35	10	1	Richard TARLING	Assegai	1:45.043	5	5	4.388	0.532	83.39
8	9	9	1	Mark DANIELL	Cooper T45	1:45.243	5	6	4.588	0.200	83.23
9	69	7b	3	Benn TILLEY	Lotus 18	1:45.937	3	5	5.282	0.694	82.68
10	7	12	4	Max BLEES	Brabham BT7A	1:46.104	10	10	5.449	0.167	82.55
11	49 *	12	5	Andrew BEAUMONT	Lotus 18	1:46.798	3	4	6.143	0.694	82.02
12	37	10	2	Eddy PERK	Heron F1	1:46.880	6	6	6.225	0.082	81.95
13	4	10	3	Greg THORNTON	LDS 03	1:48.046	3	6	7.391	1.166	81.07
14	138	7a	1	Richard WILSON	Ferrari Dino BR01	1:49.622	10	10	8.967	1.576	79.90
15	15	7b	4	Thomas MATZELBERGER	Cooper T45/51	1:50.180	4	5	9.525	0.558	79.50
16	47	9	2	Brian JOLLIFFE	Cooper T45	1:50.749	4	6	10.094	0.569	79.09
17	173	2	1	Tom DARK	Bugatti T73C	1:50.762	5	5	10.107	0.013	79.08
18	121	5	1	Ian NUTHALL	Alta F2	1:50.859	4	5	10.204	0.097	79.01
19	18	7b	5	John CHISHOLM	Lotus 18	1:51.323	7	7	10.668	0.464	78.68
20	122	6	1	Steve HART	Maserati 250F CM7	1:51.483	9	9	10.828	0.160	78.57
21	2	8	1	Rod JOLLEY	Lister Jaguar	1:52.097	3	5	11.442	0.614	78.14
22	111		0	Nick TAYLOR	Elva 100	1:53.386	4	6	12.731	1.289	77.25
23	8	9	3	Tony DITHERIDGE	Cooper T45	1:53.412	4	5	12.757	0.026	77.23
24	248	6	2	Klaus LEHR	Maserati 250F CM5	1:53.442	4	5	12.787	0.030	77.21
25	6	12	6	John EMERY	Brabham BT4	1:53.644	4	6	12.989	0.202	77.08
26	133	5	2	Chris PHILLIPS	Cooper Bristol Mk2	1:54.731	4	5	14.076	1.087	76.35
27	119	5	3	Paul GRANT	Cooper Bristol Mk2	1:55.013	5	6	14.358	0.282	76.16
28	14	12	7	Tom DE GRES	Brabham BT14	1:55.540	4	5	14.885	0.527	75.81
29	132	5	4	Guy PLANTE	Cooper Bristol	1:56.985	5	5	16.330	1.445	74.88
30	116	7a	2	Charles MCCABE	BRM P25	1:57.281	4	9	16.626	0.296	74.69
31	136	5	5	Erik STAES	Cooper Bristol Mk2	1:57.399	5	5	16.744	0.118	74.61
32	118	7a	3	Malcolm COOK	Connaught C8	2:01.512	2	2	20.857	4.113	72.09
33	40	7b	6	Stephan JÖBSTL	Cooper Maserati T51	2:16.966	4	5	36.311	15.454	63.95
34	29	10	4	Robert PULLEYN	Lotus 18	2:19.072	3	7	38.417	2.106	62.98
35	112	1	1	John GILLETT	MG K3	2:31.711	3	4	51.056	12.639	57.74

***Cars 49 & 91 require working transponders - Regulation Q12.2.1 refers.**
A 30 second penalty will be applied if not working in the race.

Brands Hatch GP
Circuit Length = 2.4332 miles
Start: 09:23 Flag 09:53 End: 09:55

Weather / Track : Sunny / Dry
These results are provisional until the conclusion of any judicial and technical matters.

Clerk Of Course : Julian Floyd		Timekeeper : Nick Palmer

Results can be found at www.tsl-timing.com

Printed - 09:55 Saturday, 29 June 2019

Sheet No:

Legends of Brands Hatch Superprix

HGPCA Pre '61 & Pre '66

QUALIFYING - RACE 2 & 6 - SECTOR ANALYSIS

SECTOR 1 = FL to I1, SECTOR 2 = I1 to I2, SECTOR 3 = I2 to FL, DIFF = Difference To Personal Best Lap, P = Crossed Finish Line in Pit Lane, D = Time Disallowed

P1 25 11 Andy MIDDLEHURST — Lotus 25 R4

IDEAL LAP TIME : 1:40.655 BEST LAP TIME : 1:40.655 DIFFERENCE : 0.000

LAP	SECTOR 1		SECTOR 2		SECTOR 3		LAP TIME		MPH	DIFF	TIME OF DAY
1 -	OUTLAP	75.4	51.884	74.1	24.885	122.2	2:04.038		70.62	23.383	09:25:28.863
2 -	33.138	91.1	47.562	73.6	26.231	121.5	1:46.931		81.92	6.276	09:27:15.794
3 -	34.606	89.3	47.030	81.6	23.972	122.2	1:45.608	(3)	82.94	4.953	09:29:01.402
4 -	***32.160***	99.5	***44.675***	***82.9***	***23.820***	***124.0***	***1:40.655***	**(1)**	***87.02***		***09:30:42.057***
5 -	32.490	93.8	46.131	82.0	24.093	122.6	1:42.714	(2)	85.28	2.059	09:32:24.771
6 -	33.592	86.8	47.568	78.2	25.200	121.3	1:46.360		82.36	5.705	09:34:11.131

P2 22 12 Peter HORSMAN — Lotus 18/21

IDEAL LAP TIME : 1:41.730 BEST LAP TIME : 1:41.992 DIFFERENCE : 0.262

LAP	SECTOR 1		SECTOR 2		SECTOR 3		LAP TIME		MPH	DIFF	TIME OF DAY
1 -	OUTLAP	79.7	51.545	69.3	25.021	123.3	1:58.225		74.09	16.233	09:25:21.094
2 -	35.106	89.9	50.545	77.6	25.318	128.5	1:50.969		78.93	8.977	09:27:12.063
3 -	33.196	99.2	45.590	***83.1***	***23.888***	***130.3***	1:42.674	(3)	85.31	0.682	09:28:54.737
4 -	***32.428***	***100.3***	45.486	79.3	24.078	129.8	***1:41.992***	**(1)**	***85.88***		***09:30:36.729***
5 -	32.538	99.5	46.321	75.7	24.408	129.5	1:43.267		84.82	1.275	09:32:19.996
6 -	32.983	99.4	***45.414***	76.8	23.967	130.0	1:42.364	(2)	85.57	0.372	09:34:02.360

P3 11 12 Jon FAIRLEY — Brabham BT11/19

IDEAL LAP TIME : 1:42.840 BEST LAP TIME : 1:42.935 DIFFERENCE : 0.095

LAP	SECTOR 1		SECTOR 2		SECTOR 3		LAP TIME		MPH	DIFF	TIME OF DAY
1 -	OUTLAP	74.3	51.920	76.0	25.820	122.9	2:04.530		70.34	21.595	09:25:30.498
2 -	34.572	90.0	50.002	68.3	26.150	123.1	1:50.724		79.11	7.789	09:27:21.222
3 -	34.840	86.1	50.537	75.4	26.441	117.9	1:51.818		78.34	8.883	09:29:13.040
4 -	35.143	87.8	48.053	83.3	24.583	127.0	1:47.779	(3)	81.27	4.844	09:31:00.819
5 -	32.786	***105.5***	***46.403***	***87.7***	***23.746***	***129.5***	***1:42.935***	**(1)**	***85.10***		***09:32:43.754***
6 -	32.890	105.1	46.631	84.8	24.091	128.0	1:43.612	(2)	84.54	0.677	09:34:27.366

P4 3 12 Barry CANNELL — Brabham BT11A

IDEAL LAP TIME : 1:42.704 BEST LAP TIME : 1:42.950 DIFFERENCE : 0.246

LAP	SECTOR 1		SECTOR 2		SECTOR 3		LAP TIME		MPH	DIFF	TIME OF DAY
1 -	OUTLAP	77.7	54.184	66.3	27.844	97.3	2:07.140		68.89	24.190	09:26:06.484
2 -	37.050	83.6	50.643	74.8	25.242	114.9	1:52.935		77.56	9.985	09:27:59.419
3 -	34.351	90.5	50.076	73.8	26.308	116.1	1:50.735		79.10	7.785	09:29:50.154
4 -	34.340	***92.9***	46.321	73.2	25.205	120.4	1:45.866	(2)	82.74	2.916	09:31:36.020
5 -	33.092	88.8	***45.765***	***79.9***	***24.093***	119.4	***1:42.950***	**(1)**	***85.08***		***09:33:18.970***
6 -	33.493	89.0	46.096	65.4	26.619	***123.8***	1:46.208	(3)	82.47	3.258	09:35:05.178

P5 91 7b Chris DRAKE — Cooper T53

IDEAL LAP TIME : BEST LAP TIME : 1:42.971 DIFFERENCE :

LAP	SECTOR 1		SECTOR 2		SECTOR 3		LAP TIME		MPH	DIFF	TIME OF DAY
1 -							1:46.505	(3)	82.24	3.534	09:27:57.631
2 -							1:45.002	(2)	83.42	2.031	09:29:42.633
3 -							***1:42.971***	**(1)**	***85.07***		***09:31:25.604***
4 -					***IN PIT***		3:09.335	**P**	46.26	1:26.364	09:34:34.939

P6 12 7b Rudi FRIEDRICHS — Cooper T53

IDEAL LAP TIME : 1:44.107 BEST LAP TIME : 1:44.511 DIFFERENCE : 0.404

LAP	SECTOR 1		SECTOR 2		SECTOR 3		LAP TIME		MPH	DIFF	TIME OF DAY
1 -	OUTLAP	73.2	51.795	72.0	25.715	123.3	2:03.646		70.84	19.135	09:25:30.862
2 -	34.940	89.1	49.759	68.0	26.020	126.3	1:50.719		79.11	6.208	09:27:21.581
3 -	33.347	88.1	50.952	75.1	25.039	123.3	1:49.338		80.11	4.827	09:29:10.919
4 -	34.234	93.2	***47.184***	76.6	24.585	***127.0***	1:46.003	(3)	82.63	1.492	09:30:56.922

Weather / Track : Sunny / Dry

Brands Hatch GP
Circuit Length = 2.4332 miles
Start: 09:23 Flag 09:53 End: 09:55

Sheet No:

Legends of Brands Hatch Superprix

HGPCA Pre '61 & Pre '66

QUALIFYING - RACE 2 & 6 - SECTOR ANALYSIS

SECTOR 1 = FL to I1, SECTOR 2 = I1 to I2, SECTOR 3 = I2 to FL, DIFF = Difference To Personal Best Lap, P = Crossed Finish Line in Pit Lane, D = Time Disallowed

5 -	***32.693***	96.5	47.646	***78.0***	24.484	126.6	1:44.823	**(2)**	83.56	0.312	09:32:41.745
6 -	32.914	***101.5***	47.367	77.7	***24.230***	***127.0***	***1:44.511***	**(1)**	***83.81***		***09:34:26.256***
7 -	32.705	95.8	53.914	63.6	27.095	124.5	1:53.714		77.03	9.203	09:36:19.970

P7 35 10 Richard TARLING Assegai

IDEAL LAP TIME : 1:45.043 BEST LAP TIME : 1:45.043 DIFFERENCE : 0.000

LAP	SECTOR 1		SECTOR 2		SECTOR 3		LAP TIME		MPH	DIFF	TIME OF DAY
1 -	OUTLAP	81.0	51.590	69.3	29.088	105.8	2:04.440		70.39	19.397	09:27:28.761
2 -	34.291	92.0	48.402	73.4	25.755	***111.1***	1:48.448	**(2)**	80.77	3.405	09:29:17.209
3 -	34.647	83.8	59.602	49.5	IN PIT		2:24.205	**P**	60.74	39.162	09:31:41.414
4 -	OUTLAP	88.8	55.346	68.9	26.421	110.7	2:01.755		71.94	16.712	09:33:43.169
5 -	***32.872***	***93.9***	***46.571***	***82.0***	***25.600***	110.9	***1:45.043***	**(1)**	***83.39***		***09:35:28.212***

P8 9 9 Mark DANIELL Cooper T45

IDEAL LAP TIME : 1:45.186 BEST LAP TIME : 1:45.243 DIFFERENCE : 0.057

LAP	SECTOR 1		SECTOR 2		SECTOR 3		LAP TIME		MPH	DIFF	TIME OF DAY
1 -	OUTLAP	63.3	52.258	71.7	25.814	117.3	2:02.312		71.61	17.069	09:25:32.596
2 -	34.656	88.4	49.943	70.5	25.987	116.1	1:50.586		79.21	5.343	09:27:23.182
3 -	33.537	88.7	51.103	66.1	26.100	115.9	1:50.740		79.10	5.497	09:29:13.922
4 -	35.767	86.0	47.743	***77.6***	25.346	120.2	1:48.856	**(3)**	80.47	3.613	09:31:02.778
5 -	33.041	***94.1***	***47.193***	74.3	***25.009***	***120.6***	***1:45.243***	**(1)**	***83.23***		***09:32:48.021***
6 -	33.294	88.4	47.922	76.8	26.321	117.5	1:47.537	**(2)**	81.45	2.294	09:34:35.558

P9 69 7b Benn TILLEY Lotus 18

IDEAL LAP TIME : 1:45.630 BEST LAP TIME : 1:45.937 DIFFERENCE : 0.307

LAP	SECTOR 1		SECTOR 2		SECTOR 3		LAP TIME		MPH	DIFF	TIME OF DAY
1 -	OUTLAP	70.7	1:00.736	62.1	27.669	106.6	2:13.275		65.72	27.338	09:27:04.341
2 -	35.759	83.5	48.864	70.4	25.327	116.3	1:49.950	**(3)**	79.67	4.013	09:28:54.291
3 -	***34.106***	87.2	47.204	73.9	***24.627***	***119.8***	***1:45.937***	**(1)**	***82.68***		***09:30:40.228***
4 -	34.762	84.0	48.633	55.5	26.894	118.3	1:50.289		79.42	4.352	09:32:30.517
5 -	34.183	***88.4***	***46.897***	***75.8***	25.499	117.7	1:46.579	**(2)**	82.19	0.642	09:34:17.096

P10 7 12 Max BLEES Brabham BT7A

IDEAL LAP TIME : 1:45.702 BEST LAP TIME : 1:46.104 DIFFERENCE : 0.402

LAP	SECTOR 1		SECTOR 2		SECTOR 3		LAP TIME		MPH	DIFF	TIME OF DAY
1 -	OUTLAP	55.3	1:00.811	58.2	30.031	102.6	2:20.828		62.20	34.724	09:26:45.805
2 -	36.776	82.0	50.354	73.9	25.943	111.1	1:53.073		77.47	6.969	09:28:38.878
3 -	35.148	82.0	50.243	70.9	26.502	114.1	1:51.893		78.28	5.789	09:30:30.771
4 -	34.045	94.2	48.927	80.5	25.247	117.1	1:48.219		80.94	2.115	09:32:18.990
5 -	35.041	88.5	***48.015***	79.2	24.573	***118.7***	1:47.629	**(2)**	81.38	1.525	09:34:06.619
6 -	33.677	***97.3***	51.932	79.7	24.756	116.9	1:50.365		79.37	4.261	09:35:56.984
7 -	33.530	87.3	59.765	61.9	IN PIT		12:48.744	**P**	11.39	11:02.640	09:48:45.728
8 -	OUTLAP	72.9	50.462	81.0	24.791	116.9	1:54.790		76.31	8.686	09:50:40.518
9 -	***33.191***	96.4	50.135	80.8	***24.496***	115.7	1:47.822	**(3)**	81.24	1.718	09:52:28.340
10 -	33.219	***97.3***	48.198	***83.0***	24.687	115.7	***1:46.104***	**(1)**	***82.55***		***09:54:14.444***

P11 49 12 Andrew BEAUMONT Lotus 18

IDEAL LAP TIME : BEST LAP TIME : 1:46.798 DIFFERENCE :

LAP	SECTOR 1		SECTOR 2		SECTOR 3		LAP TIME		MPH	DIFF	TIME OF DAY
1 -	***OUTLAP***	***66.9***	***57.116***	***67.9***			3:58.354		36.75	2:11.556	09:28:52.282
2 -							1:47.109	**(2)**	81.78	0.311	09:30:39.391
3 -							***1:46.798***	**(1)**	***82.02***		***09:32:26.189***
4 -							1:47.707	**(3)**	81.33	0.909	09:34:13.896

Weather / Track : Sunny / Dry

Brands Hatch GP
Circuit Length = 2.4332 miles
Start: 09:23 Flag 09:53 End: 09:55

Sheet No:

Legends of Brands Hatch Superprix

HGPCA Pre '61 & Pre '66

QUALIFYING - RACE 2 & 6 - SECTOR ANALYSIS

SECTOR 1 = FL to I1, SECTOR 2 = I1 to I2, SECTOR 3 = I2 to FL, DIFF = Difference To Personal Best Lap, P = Crossed Finish Line in Pit Lane, D = Time Disallowed

P12 37 10 Eddy PERK — Heron F1

IDEAL LAP TIME : 1:46.880 BEST LAP TIME : 1:46.880 DIFFERENCE : 0.000

LAP	SECTOR 1		SECTOR 2		SECTOR 3		LAP TIME		MPH	DIFF	TIME OF DAY
1 -	OUTLAP	78.9	54.634	64.4	27.398	110.3	2:04.254		70.49	17.374	09:26:16.295
2 -	35.111	90.1	50.384	71.1	25.813	112.0	1:51.308		78.69	4.428	09:28:07.603
3 -	33.938	90.4	49.343	67.4	25.831	***116.5***	1:49.112		80.28	2.232	09:29:56.715
4 -	33.723	84.0	49.136	76.8	25.471	115.9	1:48.330	(3)	80.86	1.450	09:31:45.045
5 -	33.704	88.4	48.903	75.6	25.304	115.1	1:47.911	(2)	81.17	1.031	09:33:32.956
6 -	***33.395***	***92.4***	***48.370***	***79.8***	***25.115***	115.5	***1:46.880***	(1)	***81.95***		***09:35:19.836***

P13 4 10 Greg THORNTON — LDS 03

IDEAL LAP TIME : 1:46.920 BEST LAP TIME : 1:48.046 DIFFERENCE : 1.126

LAP	SECTOR 1		SECTOR 2		SECTOR 3		LAP TIME		MPH	DIFF	TIME OF DAY
1 -	OUTLAP	78.6	51.026	71.6	26.254	111.4	1:58.329		74.02	10.283	09:25:40.787
2 -	34.013	86.1	49.795	68.9	25.725	112.2	1:49.533		79.97	1.487	09:27:30.320
3 -	34.191	***91.1***	***48.100***	73.7	25.755	113.1	***1:48.046***	(1)	***81.07***		***09:29:18.366***
4 -	35.577	74.0	51.731	63.9	26.377	***114.1***	1:53.685		77.05	5.639	09:31:12.051
5 -	34.729	90.0	48.785	74.1	26.012	110.3	1:49.526	(3)	79.97	1.480	09:33:01.577
6 -	33.741	89.7	49.404	***77.9***	***25.249***	***114.1***	1:48.394	(2)	80.81	0.348	09:34:49.971

P14 138 7a Richard WILSON — Ferrari Dino BR01

IDEAL LAP TIME : 1:49.610 BEST LAP TIME : 1:49.622 DIFFERENCE : 0.012

LAP	SECTOR 1		SECTOR 2		SECTOR 3		LAP TIME		MPH	DIFF	TIME OF DAY
1 -	OUTLAP	71.7	55.832	66.9	29.141	106.0	2:08.686		68.07	19.064	09:26:17.460
2 -	37.084	74.3	53.454	65.2	28.004	107.8	1:58.542		73.89	8.920	09:28:16.002
3 -	36.176	81.7	52.903	61.7	26.700	108.5	1:55.779		75.66	6.157	09:30:11.781
4 -	36.378	79.7	50.867	72.9	26.632	109.1	1:53.877		76.92	4.255	09:32:05.658
5 -	34.775	85.5	51.193	73.1	26.174	111.4	1:52.142	(2)	78.11	2.520	09:33:57.800
6 -	34.951	82.7	51.931	69.8	26.317	113.5	1:53.199		77.38	3.577	09:35:50.999
7 -	***34.733***	***89.7***	1:00.520	53.9	IN PIT		12:50.437	P	11.36	11:00.815	09:48:41.436
8 -	OUTLAP	66.7	54.548	67.1	27.232	101.9	2:05.826		69.61	16.204	09:50:47.262
9 -	35.620	82.0	50.712	71.7	25.844	109.6	1:52.176	(3)	78.09	2.554	09:52:39.438
10 -	34.745	84.9	***49.434***	***74.0***	***25.443***	***116.5***	***1:49.622***	(1)	***79.90***		***09:54:29.060***

P15 15 7b Thomas MATZELBERGER — Cooper T45/51

IDEAL LAP TIME : 1:50.180 BEST LAP TIME : 1:50.180 DIFFERENCE : 0.000

LAP	SECTOR 1		SECTOR 2		SECTOR 3		LAP TIME		MPH	DIFF	TIME OF DAY
1 -	OUTLAP	79.2	56.031	62.8	28.291	115.1	2:06.510		69.24	16.330	09:27:18.544
2 -	35.364	86.4	55.267	69.6	26.505	120.9	1:57.136		74.78	6.956	09:29:15.680
3 -	35.598	74.6	52.022	73.0	26.329	122.6	1:53.949	(2)	76.87	3.769	09:31:09.629
4 -	***34.270***	***87.4***	***50.160***	***76.6***	***25.750***	122.0	***1:50.180***	(1)	***79.50***		***09:32:59.809***
5 -	36.843	82.7	51.314	75.4	26.382	***125.4***	1:54.539	(3)	76.47	4.359	09:34:54.348

P16 47 9 Brian JOLLIFFE — Cooper T45

IDEAL LAP TIME : 1:49.309 BEST LAP TIME : 1:50.749 DIFFERENCE : 1.440

LAP	SECTOR 1		SECTOR 2		SECTOR 3		LAP TIME		MPH	DIFF	TIME OF DAY
1 -	OUTLAP	73.5	55.259	63.4	30.492	94.7	2:10.881		66.92	20.132	09:25:57.517
2 -	36.986	83.1	50.166	67.3	***26.263***	112.4	1:53.415		77.23	2.666	09:27:50.932
3 -	35.492	86.4	51.245	57.2	28.612	113.9	1:55.349		75.94	4.600	09:29:46.281
4 -	35.040	86.0	***48.896***	67.2	26.813	***114.9***	***1:50.749***	(1)	***79.09***		***09:31:37.030***
5 -	***34.150***	86.9	49.350	68.0	27.477	107.7	1:50.977	(3)	78.93	0.228	09:33:28.007
6 -	35.029	***88.4***	49.173	***73.2***	26.647	109.2	1:50.849	(2)	79.02	0.100	09:35:18.856

Weather / Track : Sunny / Dry

Brands Hatch GP
Circuit Length = 2.4332 miles
Start: 09:23 Flag 09:53 End: 09:55

Sheet No:

Legends of Brands Hatch Superprix

HGPCA Pre '61 & Pre '66

QUALIFYING - RACE 2 & 6 - SECTOR ANALYSIS

SECTOR 1 = FL to I1, SECTOR 2 = I1 to I2, SECTOR 3 = I2 to FL, DIFF = Difference To Personal Best Lap, P = Crossed Finish Line in Pit Lane, D = Time Disallowed

P17 173 2 Tom DARK — Bugatti T73C

IDEAL LAP TIME : 1:50.456 BEST LAP TIME : 1:50.762 DIFFERENCE : 0.306

LAP	SECTOR 1		SECTOR 2		SECTOR 3		LAP TIME	MPH	DIFF	TIME OF DAY
1 -	OUTLAP	67.4	1:03.128	69.1	29.128	96.4	2:17.202	63.84	26.440	09:27:13.030
2 -	38.897	77.9	53.379	71.3	27.492	115.9	1:59.768	73.14	9.006	09:29:12.798
3 -	37.349	81.9	50.576	77.4	26.182	119.1	1:54.107 (3)	76.76	3.345	09:31:06.905
4 -	35.052	84.0	50.502	73.2	26.279	110.1	1:51.833 (2)	78.32	1.071	09:32:58.738
5 -	35.170	84.2	***49.849***	***79.3***	***25.743***	***120.4***	***1:50.762 (1)***	***79.08***		***09:34:49.500***

P18 121 5 Ian NUTHALL — Alta F2

IDEAL LAP TIME : 1:50.859 BEST LAP TIME : 1:50.859 DIFFERENCE : 0.000

LAP	SECTOR 1		SECTOR 2		SECTOR 3		LAP TIME	MPH	DIFF	TIME OF DAY
1 -	OUTLAP	58.1	1:09.204	61.6	29.779	101.8	2:29.174	58.72	38.315	09:27:11.989
2 -	38.084	70.6	52.762	69.1	27.281	109.2	1:58.127	74.15	7.268	09:29:10.116
3 -	36.102	87.7	50.790	***79.5***	26.898	***110.1***	1:53.790 (3)	76.98	2.931	09:31:03.906
4 -	***34.402***	***88.3***	***49.927***	76.0	***26.530***	109.4	***1:50.859 (1)***	***79.01***		***09:32:54.765***
5 -	34.982	84.0	50.996	74.9	26.985	109.2	1:52.963 (2)	77.54	2.104	09:34:47.728

P19 18 7b John CHISHOLM — Lotus 18

IDEAL LAP TIME : 1:51.129 BEST LAP TIME : 1:51.323 DIFFERENCE : 0.194

LAP	SECTOR 1		SECTOR 2		SECTOR 3		LAP TIME	MPH	DIFF	TIME OF DAY
1 -	OUTLAP	79.8	58.087	62.3	28.682	100.7	2:09.454	67.66	18.131	09:27:13.779
2 -	38.776	74.5	54.956	68.4	28.631	107.0	2:02.363	71.58	11.040	09:29:16.142
3 -	37.452	74.9	54.355	73.4	27.622	103.8	1:59.429 (3)	73.34	8.106	09:31:15.571
4 -	36.257	86.7	52.970	70.4	IN PIT		17:14.242 P	8.46	15:22.919	09:48:29.813
5 -	OUTLAP	75.7	58.706	66.9	27.093	113.1	2:06.014	69.51	14.691	09:50:35.827
6 -	35.744	73.9	53.749	74.9	***25.459***	***117.7***	1:54.952 (2)	76.20	3.629	09:52:30.779
7 -	***34.390***	***88.1***	***51.280***	***76.7***	25.653	116.3	***1:51.323 (1)***	***78.68***		***09:54:22.102***

P20 122 6 Steve HART — Maserati 250F CM7

IDEAL LAP TIME : 1:51.232 BEST LAP TIME : 1:51.483 DIFFERENCE : 0.251

LAP	SECTOR 1		SECTOR 2		SECTOR 3		LAP TIME	MPH	DIFF	TIME OF DAY
1 -	OUTLAP	73.8	53.004	64.7	27.472	110.9	2:07.073	68.93	15.590	09:26:45.075
2 -	36.223	79.5	50.529	65.2	26.423	116.5	1:53.175	77.40	1.692	09:28:38.250
3 -	35.541	83.4	***50.204***	67.8	27.463	114.1	1:53.208	77.37	1.725	09:30:31.458
4 -	35.726	84.9	50.467	68.1	26.395	117.3	1:52.588 (2)	77.80	1.105	09:32:24.046
5 -	***35.293***	78.0	51.045	64.9	26.469	114.1	1:52.807 (3)	77.65	1.324	09:34:16.853
6 -	36.256	79.4	59.563	65.3	28.460	***134.4***	2:04.279	70.48	12.796	09:36:21.132
7 -	40.227	64.2	1:04.048	53.5	IN PIT		13:22.393 P	10.91	11:30.910	09:49:43.525
8 -	OUTLAP	78.7	51.734	68.6	26.138	116.1	1:58.117	74.16	6.634	09:51:41.642
9 -	35.337	***86.8***	50.411	***70.2***	***25.735***	119.6	***1:51.483 (1)***	***78.57***		***09:53:33.125***

P21 2 8 Rod JOLLEY — Lister Jaguar

IDEAL LAP TIME : 1:51.031 BEST LAP TIME : 1:52.097 DIFFERENCE : 1.066

LAP	SECTOR 1		SECTOR 2		SECTOR 3		LAP TIME	MPH	DIFF	TIME OF DAY
1 -	OUTLAP	63.1	58.642	60.9	28.482	111.2	2:15.218	64.78	23.121	09:26:52.161
2 -	36.729	82.0	50.741	***71.1***	26.086	120.4	1:53.556 (3)	77.14	1.459	09:28:45.717
3 -	35.575	84.2	***50.414***	69.0	26.108	***122.9***	***1:52.097 (1)***	***78.14***		***09:30:37.814***
4 -	35.194	***92.1***	51.685	62.7	27.255	121.7	1:54.134	76.75	2.037	09:32:31.948
5 -	35.321	85.1	51.454	70.9	***25.654***	122.4	1:52.429 (2)	77.91	0.332	09:34:24.377

P22 111 Nick TAYLOR — Elva 100

IDEAL LAP TIME : 1:52.166 BEST LAP TIME : 1:53.386 DIFFERENCE : 1.220

LAP	SECTOR 1		SECTOR 2		SECTOR 3		LAP TIME	MPH	DIFF	TIME OF DAY
1 -	OUTLAP	63.1	53.714	70.0	27.506	100.6	2:06.938	69.00	13.552	09:25:35.289

Weather / Track : Sunny / Dry

Brands Hatch GP
Circuit Length = 2.4332 miles
Start: 09:23 Flag 09:53 End: 09:55

Sheet No:

Legends of Brands Hatch Superprix

HGPCA Pre '61 & Pre '66

QUALIFYING - RACE 2 & 6 - SECTOR ANALYSIS

SECTOR 1 = FL to I1, SECTOR 2 = I1 to I2, SECTOR 3 = I2 to FL, DIFF = Difference To Personal Best Lap, P = Crossed Finish Line in Pit Lane, D = Time Disallowed

2 -	36.086	85.2	52.730	71.3	27.709	***104.0***	1:56.525	75.17	3.139	09:27:31.814
3 -	35.459	86.0	52.280	***75.0***	***26.931***	103.0	1:54.670 **(3)**	76.39	1.284	09:29:26.484
4 -	***34.874***	85.8	51.068	66.6	27.444	103.4	***1:53.386*** **(1)**	***77.25***		***09:31:19.870***
5 -	35.732	82.9	52.789	69.9	27.470	103.2	1:55.991	75.52	2.605	09:33:15.861
6 -	35.225	***86.2***	***50.361***	74.4	28.117	101.9	1:53.703 **(2)**	77.04	0.317	09:35:09.564

P23 8 9 Tony DITHERIDGE Cooper T45

IDEAL LAP TIME : 1:53.077 BEST LAP TIME : 1:53.412 DIFFERENCE : 0.335

LAP	SECTOR 1		SECTOR 2		SECTOR 3		LAP TIME	MPH	DIFF	TIME OF DAY
1 -	OUTLAP	63.1	57.565	68.0	29.118	103.5	2:12.178	66.27	18.766	09:26:33.302
2 -	37.478	78.3	51.282	***76.1***	26.336	***115.3***	1:55.096 **(3)**	76.10	1.684	09:28:28.398
3 -	***35.742***	84.2	52.582	73.8	26.899	108.4	1:55.223	76.02	1.811	09:30:23.621
4 -	36.077	***84.9***	***51.015***	75.0	***26.320***	113.3	***1:53.412*** **(1)**	***77.23***		***09:32:17.033***
5 -	36.378	84.0	51.213	75.7	27.476	109.4	1:55.067 **(2)**	76.12	1.655	09:34:12.100

P24 248 6 Klaus LEHR Maserati 250F CM5

IDEAL LAP TIME : 1:52.855 BEST LAP TIME : 1:53.442 DIFFERENCE : 0.587

LAP	SECTOR 1		SECTOR 2		SECTOR 3		LAP TIME	MPH	DIFF	TIME OF DAY
1 -	OUTLAP	64.6	1:05.055	61.3	29.819	98.1	2:22.868	61.31	29.426	09:27:12.762
2 -	38.053	69.0	55.252	64.2	27.591	110.5	2:00.896	72.45	7.454	09:29:13.658
3 -	37.230	75.0	53.842	71.3	***26.352***	115.9	1:57.424 **(3)**	74.60	3.982	09:31:11.082
4 -	35.517	***85.5***	51.554	72.7	26.371	***116.3***	***1:53.442*** **(1)**	***77.21***		***09:33:04.524***
5 -	***35.049***	***85.5***	***51.454***	***78.4***	27.565	113.3	1:54.068 **(2)**	76.79	0.626	09:34:58.592

P25 6 12 John EMERY Brabham BT4

IDEAL LAP TIME : 1:51.723 BEST LAP TIME : 1:53.644 DIFFERENCE : 1.921

LAP	SECTOR 1		SECTOR 2		SECTOR 3		LAP TIME	MPH	DIFF	TIME OF DAY
1 -	OUTLAP	67.3	57.730	68.4	30.114	97.8	2:14.104	65.32	20.460	09:26:33.885
2 -	38.123	81.3	52.423	74.8	25.746	119.6	1:56.292	75.32	2.648	09:28:30.177
3 -	***36.451***	84.2	51.566	74.5	26.078	117.3	1:54.095 **(2)**	76.77	0.451	09:30:24.272
4 -	37.610	79.8	50.579	78.1	***25.455***	***120.9***	***1:53.644*** **(1)**	***77.08***		***09:32:17.916***
5 -	37.924	82.7	***49.817***	***78.3***	27.511	92.0	1:55.252 **(3)**	76.00	1.608	09:34:13.168
6 -	36.864	***84.9***	1:02.312	58.4	27.591	115.9	2:06.767	69.10	13.123	09:36:19.935

P26 133 5 Chris PHILLIPS Cooper Bristol Mk2

IDEAL LAP TIME : 1:54.349 BEST LAP TIME : 1:54.731 DIFFERENCE : 0.382

LAP	SECTOR 1		SECTOR 2		SECTOR 3		LAP TIME	MPH	DIFF	TIME OF DAY
1 -	OUTLAP	57.5	1:01.979	59.0	30.884	98.9	2:20.336	62.42	25.605	09:27:07.238
2 -	41.226	78.3	53.805	71.4	28.382	104.6	2:03.413	70.97	8.682	09:29:10.651
3 -	37.118	86.7	52.243	74.0	26.948	108.2	1:56.309 **(3)**	75.31	1.578	09:31:06.960
4 -	36.222	82.6	***51.665***	71.5	***26.844***	***108.5***	***1:54.731*** **(1)**	***76.35***		***09:33:01.691***
5 -	36.111	***87.6***	52.382	***75.4***	26.870	***108.5***	1:55.363 **(2)**	75.93	0.632	09:34:57.054

P27 119 5 Paul GRANT Cooper Bristol Mk2

IDEAL LAP TIME : 1:54.053 BEST LAP TIME : 1:55.013 DIFFERENCE : 0.960

LAP	SECTOR 1		SECTOR 2		SECTOR 3		LAP TIME	MPH	DIFF	TIME OF DAY
1 -	OUTLAP	74.8	56.060	64.5	29.676	100.1	2:09.618	67.58	14.605	09:26:28.121
2 -	36.976	76.3	54.408	64.9	28.048	104.8	1:59.432	73.34	4.419	09:28:27.553
3 -	36.165	80.1	53.651	69.8	27.201	104.8	1:57.017 **(3)**	74.85	2.004	09:30:24.570
4 -	36.633	80.6	52.628	71.5	***27.086***	103.4	1:56.347 **(2)**	75.29	1.334	09:32:20.917
5 -	36.090	80.8	***51.698***	***75.2***	27.225	104.3	***1:55.013*** **(1)**	***76.16***		***09:34:15.930***
6 -	***35.269***	***82.3***	1:00.819	61.6	29.123	***105.5***	2:05.211	69.96	10.198	09:36:21.141

P28 14 12 Tom DE GRES Brabham BT14

IDEAL LAP TIME : 1:55.540 BEST LAP TIME : 1:55.540 DIFFERENCE : 0.000

LAP	SECTOR 1	SECTOR 2	SECTOR 3	LAP TIME	MPH	DIFF	TIME OF DAY

Weather / Track : Sunny / Dry

Brands Hatch GP
Circuit Length = 2.4332 miles
Start: 09:23 Flag 09:53 End: 09:55

Sheet No:

Legends of Brands Hatch Superprix

HGPCA Pre '61 & Pre '66

QUALIFYING - RACE 2 & 6 - SECTOR ANALYSIS

SECTOR 1 = FL to I1, SECTOR 2 = I1 to I2, SECTOR 3 = I2 to FL, DIFF = Difference To Personal Best Lap, P = Crossed Finish Line in Pit Lane, D = Time Disallowed

1 -	OUTLAP	53.3	1:03.578	59.1	29.715	99.8	2:24.164		60.76	28.624	09:27:08.187
2 -	39.136	79.1	54.212	67.8	27.974	100.1	2:01.322	(3)	72.20	5.782	09:29:09.509
3 -	40.549	77.6	55.428	61.9	28.202	108.4	2:04.179		70.54	8.639	09:31:13.688
4 -	***36.312***	85.7	***51.948***	***72.1***	***27.280***	***109.1***	***1:55.540***	**(1)**	***75.81***		***09:33:09.228***
5 -	36.474	***89.8***	52.422	64.1	28.559	107.8	1:57.455	(2)	74.58	1.915	09:35:06.683

P29 132 5 Guy PLANTE Cooper Bristol

IDEAL LAP TIME : 1:56.666 BEST LAP TIME : 1:56.985 DIFFERENCE : 0.319

LAP	SECTOR 1		SECTOR 2		SECTOR 3		LAP TIME		MPH	DIFF	TIME OF DAY
1 -	OUTLAP	80.6	55.279	74.0	29.524	94.9	2:10.093		67.33	13.108	09:27:28.880
2 -	37.829	***86.2***	54.341	72.2	28.310	101.3	2:00.480	(3)	72.70	3.495	09:29:29.360
3 -	36.552	84.8	54.619	68.5	29.579	101.0	2:00.750		72.54	3.765	09:31:30.110
4 -	36.851	84.0	53.085	72.5	28.590	97.6	1:58.526	(2)	73.90	1.541	09:33:28.636
5 -	36.478	83.4	***52.877***	***75.5***	***27.630***	***101.6***	***1:56.985***	**(1)**	***74.88***		***09:35:25.621***

P30 116 7a Charles MCCABE BRM P25

IDEAL LAP TIME : 1:56.333 BEST LAP TIME : 1:57.281 DIFFERENCE : 0.948

LAP	SECTOR 1		SECTOR 2		SECTOR 3		LAP TIME		MPH	DIFF	TIME OF DAY
1 -	OUTLAP	67.8	1:04.547	59.9	29.024	106.8	2:16.916		63.97	19.635	09:27:15.844
2 -	38.294	78.2	56.653	64.1	27.989	107.2	2:02.936		71.25	5.655	09:29:18.780
3 -	***36.517***	78.7	55.399	62.8	27.693	109.4	1:59.609	(3)	73.23	2.328	09:31:18.389
4 -	36.847	***82.0***	***52.769***	***72.2***	27.665	105.5	***1:57.281***	**(1)**	***74.69***		***09:33:15.670***
5 -	37.178	79.6	53.533	66.3	27.283	108.7	1:57.994	(2)	74.23	0.713	09:35:13.664
6 -	38.211	81.9	1:01.403	48.3	IN PIT		13:25.469	**P**	10.87	11:28.188	09:48:39.133
7 -	OUTLAP	64.8	1:01.370	65.2	28.110	105.6	2:15.471		64.66	18.190	09:50:54.604
8 -	37.634	80.0	59.042	66.8	27.600	105.3	2:04.276		70.48	6.995	09:52:58.880
9 -	36.868	79.4	56.913	68.0	***27.047***	***109.6***	2:00.828		72.49	3.547	09:54:59.708

P31 136 5 Erik STAES Cooper Bristol Mk2

IDEAL LAP TIME : 1:57.399 BEST LAP TIME : 1:57.399 DIFFERENCE : 0.000

LAP	SECTOR 1		SECTOR 2		SECTOR 3		LAP TIME		MPH	DIFF	TIME OF DAY
1 -	OUTLAP	55.7	1:03.281	58.5	29.940	100.0	2:21.073		62.09	23.674	09:27:09.285
2 -	40.097	75.9	55.109	62.6	28.622	100.4	2:03.828	(3)	70.74	6.429	09:29:13.113
3 -	40.575	69.4	55.814	64.7	28.150	102.6	2:04.539		70.33	7.140	09:31:17.652
4 -	39.178	73.1	53.386	***67.5***	27.752	104.3	2:00.316	(2)	72.80	2.917	09:33:17.968
5 -	***37.135***	76.0	***52.513***	66.7	***27.751***	***104.6***	***1:57.399***	**(1)**	***74.61***		***09:35:15.367***

P32 118 7a Malcolm COOK Connaught C8

IDEAL LAP TIME : 2:01.512 BEST LAP TIME : 2:01.512 DIFFERENCE : 0.000

LAP	SECTOR 1		SECTOR 2		SECTOR 3		LAP TIME		MPH	DIFF	TIME OF DAY
1 -	OUTLAP	72.4	1:19.411	56.2	29.738	***107.0***	2:31.953		57.64	30.441	09:27:49.630
2 -	***38.665***	75.4	***53.883***	***73.4***	***28.964***	88.3	***2:01.512***	**(1)**	***72.09***		***09:29:51.142***

P33 40 7b Stephan JÖBSTL Cooper Maserati T51

IDEAL LAP TIME : 2:15.915 BEST LAP TIME : 2:16.966 DIFFERENCE : 1.051

LAP	SECTOR 1		SECTOR 2		SECTOR 3		LAP TIME		MPH	DIFF	TIME OF DAY
1 -	OUTLAP	64.1	1:05.270	58.1	32.824	96.9	2:22.496		61.47	5.530	09:25:56.890
2 -	***40.955***	66.7	1:05.050	60.6	31.319	***97.6***	2:17.324	(2)	63.78	0.358	09:28:14.214
3 -	41.313	69.9	1:05.423	61.1	31.165	93.5	2:17.901	(3)	63.52	0.935	09:30:32.115
4 -	42.006	61.4	***1:04.101***	***64.9***	***30.859***	94.6	***2:16.966***	**(1)**	***63.95***		***09:32:49.081***
5 -	41.024	64.9	1:06.729	54.5	32.070	92.0	2:19.823		62.64	2.857	09:35:08.904

P34 29 10 Robert PULLEYN Lotus 18

IDEAL LAP TIME : 2:16.375 BEST LAP TIME : 2:19.072 DIFFERENCE : 2.697

LAP	SECTOR 1		SECTOR 2		SECTOR 3		LAP TIME		MPH	DIFF	TIME OF DAY
1 -	OUTLAP	56.0	1:16.431	55.3	36.694	81.8	2:54.194		50.28	35.122	09:27:24.959

Weather / Track : Sunny / Dry

Brands Hatch GP
Circuit Length = 2.4332 miles
Start: 09:23 Flag 09:53 End: 09:55

Sheet No:

Legends of Brands Hatch Superprix

HGPCA Pre '61 & Pre '66

QUALIFYING - RACE 2 & 6 - SECTOR ANALYSIS

SECTOR 1 = FL to I1, SECTOR 2 = I1 to I2, SECTOR 3 = I2 to FL, DIFF = Difference To Personal Best Lap, P = Crossed Finish Line in Pit Lane, D = Time Disallowed

2 -	46.635	66.1	1:05.620	52.6	36.495	84.9	2:28.750		58.88	9.678	09:29:53.709
3 -	42.815	71.3	***1:03.034***	55.2	33.223	***91.5***	***2:19.072***	**(1)**	***62.98***		***09:32:12.781***
4 -	45.014	68.1	1:06.489	52.4	33.062	90.0	2:24.565	**(3)**	60.59	5.493	09:34:37.346
5 -	41.680	73.3	1:06.246	***62.5***	IN PIT		13:58.337	**P**	10.44	11:39.265	09:48:35.683
6 -	OUTLAP	66.4	1:13.087	56.5	33.591	88.4	2:35.648		56.27	16.576	09:51:11.331
7 -	***40.870***	***75.4***	1:05.817	60.5	***32.471***	87.3	2:19.158	**(2)**	62.94	0.086	09:53:30.489

P35 112 1 John GILLETT MG K3

IDEAL LAP TIME : 2:31.711 BEST LAP TIME : 2:31.711 DIFFERENCE : 0.000

LAP	SECTOR 1		SECTOR 2		SECTOR 3		LAP TIME		MPH	DIFF	TIME OF DAY
1 -	OUTLAP	49.5	1:17.264	53.1	37.699	74.8	2:49.887		51.56	18.176	09:27:31.531
2 -	46.273	68.0	1:12.621	***57.4***	36.411	82.7	2:35.305	**(3)**	56.40	3.594	09:30:06.836
3 -	***45.575***	68.7	***1:10.680***	52.2	***35.456***	***84.4***	***2:31.711***	**(1)**	***57.74***		***09:32:38.547***
4 -	45.930	***69.3***	1:11.755	49.5	36.410	82.3	2:34.095	**(2)**	56.84	2.384	09:35:12.642

Weather / Track : Sunny / Dry

Brands Hatch GP
Circuit Length = 2.4332 miles
Start: 09:23 Flag 09:53 End: 09:55

Sheet No:

Legends of Brands Hatch Superprix

HGPCA Pre '61 & Pre '66

QUALIFYING - RACE 2 & 6 - BEST SECTORS

	SECTOR 1			SECTOR 2			SECTOR 3			IDEAL / BEST COMPARISON					
POS	NO	NAME	TIME	NO	NAME	TIME	NO	NAME	TIME	POS	NO	NAME	IDEAL	BEST	DIFF
												PERFECT LAP	1:40.581		
1	25	MIDDLEHURST	32.160	25	MIDDLEHURST	44.675	11	FAIRLEY	23.746	1	25		1:40.655	1:40.655	0.000
2	22	HORSMAN	32.428	22	HORSMAN	45.414	25	MIDDLEHURST	23.820	2	22		1:41.730	1:41.992	0.262
3	11	FAIRLEY	32.691	3	CANNELL	45.765	22	HORSMAN	23.888	3	3		1:42.704	1:42.950	0.246
4	12	FRIEDRICHS	32.693	11	FAIRLEY	46.403	3	CANNELL	24.093	4	11		1:42.840	1:42.935	0.095
5	3	CANNELL	32.846	35	TARLING	46.571	12	FRIEDRICHS	24.230	5	12		1:44.107	1:44.511	0.404
6	35	TARLING	32.872	69	TILLEY	46.897	7	BLEES	24.496	6	35		1:45.043	1:45.043	0.000
7	9	DANIELL	32.984	12	FRIEDRICHS	47.184	69	TILLEY	24.627	7	9		1:45.186	1:45.243	0.057
8	7	BLEES	33.191	9	DANIELL	47.193	9	DANIELL	25.009	8	69		1:45.630	1:45.937	0.307
9	37	PERK	33.395	7	BLEES	48.015	37	PERK	25.115	9	7		1:45.702	1:46.104	0.402
10	4	THORNTON	33.571	4	THORNTON	48.100	4	THORNTON	25.249	10	37		1:46.880	1:46.880	0.000
11	69	TILLEY	34.106	37	PERK	48.370	138	WILSON	25.443	11	4		1:46.920	1:48.046	1.126
12	47	JOLLIFFE	34.150	47	JOLLIFFE	48.896	6	EMERY	25.455	12	47		1:49.309	1:50.749	1.440
13	15	MATZELBERGER	34.270	138	WILSON	49.434	18	CHISHOLM	25.459	13	138		1:49.610	1:49.622	0.012
14	18	CHISHOLM	34.390	6	EMERY	49.817	35	TARLING	25.600	14	15		1:50.180	1:50.180	0.000
15	121	NUTHALL	34.402	173	DARK	49.849	2	JOLLEY	25.654	15	173		1:50.456	1:50.762	0.306
16	138	WILSON	34.733	121	NUTHALL	49.927	122	HART	25.735	16	121		1:50.859	1:50.859	0.000
17	173	DARK	34.864	15	MATZELBERGER	50.160	173	DARK	25.743	17	2		1:51.031	1:52.097	1.066
18	111	TAYLOR	34.874	122	HART	50.204	15	MATZELBERGER	25.750	18	18		1:51.129	1:51.323	0.194
19	2	JOLLEY	34.963	111	TAYLOR	50.361	47	JOLLIFFE	26.263	19	122		1:51.232	1:51.483	0.251
20	248	LEHR	35.049	2	JOLLEY	50.414	8	DITHERIDGE	26.320	20	6		1:51.723	1:53.644	1.921
21	119	GRANT	35.269	8	DITHERIDGE	51.015	248	LEHR	26.352	21	111		1:52.166	1:53.386	1.220
22	122	HART	35.293	18	CHISHOLM	51.280	121	NUTHALL	26.530	22	248		1:52.855	1:53.442	0.587
23	8	DITHERIDGE	35.742	248	LEHR	51.454	133	PHILLIPS	26.844	23	8		1:53.077	1:53.412	0.335
24	133	PHILLIPS	35.840	133	PHILLIPS	51.665	111	TAYLOR	26.931	24	119		1:54.053	1:55.013	0.960
25	132	PLANTE	36.159	119	GRANT	51.698	116	MCCABE	27.047	25	133		1:54.349	1:54.731	0.382
26	14	DE GRES	36.312	14	DE GRES	51.948	119	GRANT	27.086	26	14		1:55.540	1:55.540	0.000
27	6	EMERY	36.451	136	STAES	52.513	14	DE GRES	27.280	27	116		1:56.333	1:57.281	0.948
28	116	MCCABE	36.517	116	MCCABE	52.769	132	PLANTE	27.630	28	132		1:56.666	1:56.985	0.319
29	136	STAES	37.135	132	PLANTE	52.877	136	STAES	27.751	29	136		1:57.399	1:57.399	0.000
30	118	COOK	38.665	118	COOK	53.883	118	COOK	28.964	30	118		2:01.512	2:01.512	0.000
31	29	PULLEYN	40.870	49	BEAUMONT	57.116	40	JÖBSTL	30.859	31	40		2:15.915	2:16.966	1.051
32	40	JÖBSTL	40.955	29	PULLEYN	1:03.034	29	PULLEYN	32.471	32	29		2:16.375	2:19.072	2.697
33	112	GILLETT	45.575	40	JÖBSTL	1:04.101	112	GILLETT	35.456	33	112		2:31.711	2:31.711	0.000
34				112	GILLETT	1:10.680				34	49			1:46.798	
35										35	91			1:42.971	

Weather / Track : Sunny / Dry

Brands Hatch GP
Circuit Length = 2.4332 miles
Start: 09:23 Flag 09:53 End: 09:55

Results can be found at www.tsl-timing.com

Printed - 09:58 Saturday, 29 June 2019

Sheet No:

Legends of Brands Hatch Superprix

HGPCA Pre '61 & Pre '66

QUALIFYING - RACE 2 & 6 - BEST SPEEDS

	INTERMEDIATE 1			INTERMEDIATE 2			FINISH LINE		
POS	NO	NAME	MPH	NO	NAME	MPH	NO	NAME	MPH
1	11	FAIRLEY	105.5	11	FAIRLEY	87.7	122	HART	134.4
2	12	FRIEDRICHS	101.5	22	HORSMAN	83.1	22	HORSMAN	130.3
3	25	MIDDLEHURST	100.6	7	BLEES	83.0	11	FAIRLEY	129.5
4	22	HORSMAN	100.3	25	MIDDLEHURST	82.9	12	FRIEDRICHS	127.0
5	7	BLEES	97.3	35	TARLING	82.0	15	MATZELBERGER	125.4
6	9	DANIELL	94.1	3	CANNELL	79.9	25	MIDDLEHURST	124.0
7	35	TARLING	93.9	37	PERK	79.8	3	CANNELL	123.8
8	3	CANNELL	92.9	121	NUTHALL	79.5	2	JOLLEY	122.9
9	37	PERK	92.4	173	DARK	79.3	6	EMERY	120.9
10	2	JOLLEY	92.1	248	LEHR	78.4	9	DANIELL	120.6
11	4	THORNTON	91.1	6	EMERY	78.3	173	DARK	120.4
12	14	DE GRES	89.8	12	FRIEDRICHS	78.0	69	TILLEY	119.8
13	138	WILSON	89.7	4	THORNTON	77.9	7	BLEES	118.7
14	173	DARK	88.6	9	DANIELL	77.6	18	CHISHOLM	117.7
15	69	TILLEY	88.4	18	CHISHOLM	76.7	37	PERK	116.5
16	47	JOLLIFFE	88.4	15	MATZELBERGER	76.6	138	WILSON	116.5
17	121	NUTHALL	88.3	8	DITHERIDGE	76.1	248	LEHR	116.3
18	18	CHISHOLM	88.1	69	TILLEY	75.8	8	DITHERIDGE	115.3
19	133	PHILLIPS	87.6	132	PLANTE	75.5	47	JOLLIFFE	114.9
20	15	MATZELBERGER	87.4	133	PHILLIPS	75.4	4	THORNTON	114.1
21	122	HART	86.8	119	GRANT	75.2	35	TARLING	111.1
22	111	TAYLOR	86.2	111	TAYLOR	75.0	121	NUTHALL	110.1
23	132	PLANTE	86.2	138	WILSON	74.0	116	MCCABE	109.6
24	248	LEHR	85.5	118	COOK	73.4	14	DE GRES	109.1
25	8	DITHERIDGE	84.9	47	JOLLIFFE	73.2	133	PHILLIPS	108.5
26	6	EMERY	84.9	116	MCCABE	72.2	118	COOK	107.0
27	119	GRANT	82.3	14	DE GRES	72.1	119	GRANT	105.5
28	116	MCCABE	82.0	2	JOLLEY	71.1	136	STAES	104.6
29	118	COOK	78.6	122	HART	70.2	111	TAYLOR	104.0
30	136	STAES	77.8	49	BEAUMONT	67.9	132	PLANTE	101.6
31	29	PULLEYN	75.4	136	STAES	67.5	40	JÖBSTL	97.6
32	40	JÖBSTL	72.7	40	JÖBSTL	64.9	29	PULLEYN	91.5
33	112	GILLETT	69.3	29	PULLEYN	62.5	112	GILLETT	84.4
34	49	BEAUMONT	66.9	112	GILLETT	57.4			
35									

Weather / Track : Sunny / Dry

Brands Hatch GP
Circuit Length = 2.4332 miles
Start: 09:23 Flag 09:53 End: 09:55

Results can be found at www.tsl-timing.com

Printed - 09:59 Saturday, 29 June 2019

Sheet No:

Legends of Brands Hatch Superprix

HGPCA Pre '61 & Pre '66

QUALIFYING - RACE 2 & 6 - STATISTICS

Competitors Started	35
Planned Start	2019-06-29 @ 09:25:00.000
Actual Start	2019-06-29 @ 09:23:11.577
Finish Time	2019-06-29 @ 09:53:16.086
Track Length	2.4332mi.
Total Laps	204
Total Distance Covered	496.3910mi.

Session Fastest Lap History

NO	CL	NAME	LAP TIME	TIME OF DAY	LAP	VEHICLE
22	12	**Peter HORSMAN**	**1:50.969**	09:27:12.063	2	Lotus 18/21
25	11	**Andy MIDDLEHURST**	**1:46.931**	09:27:15.813	2	Lotus 25 R4
91	7b	**Chris DRAKE**	**1:46.505**	09:27:57.631	1	Cooper T53
22	12	**Peter HORSMAN**	**1:42.674**	09:28:54.760	3	Lotus 18/21
22	12	**Peter HORSMAN**	**1:41.992**	09:30:36.752	4	Lotus 18/21
25	11	**Andy MIDDLEHURST**	**1:40.655**	09:30:42.075	4	Lotus 25 R4

Flag History

TYPE	TIME OF DAY
GREEN	09:23:11.577
RED	09:36:29.560
GREEN	09:48:13.302
FINISH	09:53:16.086

Flag Statistics

TYPE	COUNT	TOTAL LAPS	TOTAL TIME
Green	2	10	20:15.841
Red	1	0	11:43.742
Safety Car	0	0	0.000
FCY	0	0	0.000

Brands Hatch GP
Circuit Length = 2.4332 miles
Start: 09:23 Flag 09:53 End: 09:55

Weather / Track : Sunny / Dry

These results are provisional until the conclusion of any judicial and technical matters.

Clerk Of Course : Julian Floyd		Timekeeper : Nick Palmer

Sheet No:

Legends of Brands Hatch Superprix

HGPCA Pre '61 & Pre '66

QUALIFYING - RACE 2 & 6 - STATISTICS

CLASS : 1 1 Starters

Fastest Lap History

NO	NAME	LAP TIME	TIME OF DAY	LAP	VEHICLE
112	**John GILLETT**	**2:35.305**	09:30:06.846	2	MG K3
112	**John GILLETT**	**2:31.711**	09:32:38.559	3	MG K3

Brands Hatch GP
Circuit Length = 2.4332 miles
Start: 09:23 Flag 09:53 End: 09:55

Weather / Track : Sunny / Dry

These results are provisional until the conclusion of any judicial and technical matters.

Clerk Of Course : Julian Floyd		Timekeeper : Nick Palmer

Sheet No:

Legends of Brands Hatch Superprix

HGPCA Pre '61 & Pre '66

QUALIFYING - RACE 2 & 6 - STATISTICS

CLASS : 2 1 Starters

Fastest Lap History

NO	NAME	LAP TIME	TIME OF DAY	LAP	VEHICLE
173	**Tom DARK**	**1:59.768**	09:29:12.821	2	Bugatti T73C
173	**Tom DARK**	**1:54.107**	09:31:06.927	3	Bugatti T73C
173	**Tom DARK**	**1:51.833**	09:32:58.763	4	Bugatti T73C
173	**Tom DARK**	**1:50.762**	09:34:49.523	5	Bugatti T73C

Brands Hatch GP
Circuit Length = 2.4332 miles
Start: 09:23 Flag 09:53 End: 09:55

Weather / Track : Sunny / Dry

These results are provisional until the conclusion of any judicial and technical matters.

Clerk Of Course : Julian Floyd		Timekeeper : Nick Palmer

Sheet No:

Legends of Brands Hatch Superprix

HGPCA Pre '61 & Pre '66

QUALIFYING - RACE 2 & 6 - STATISTICS

CLASS : 6 2 Starters

Fastest Lap History

NO	NAME	LAP TIME	TIME OF DAY	LAP	VEHICLE
122	**Steve HART**	**1:53.175**	09:28:38.318	2	Maserati 250F CM7
122	**Steve HART**	**1:52.588**	09:32:24.113	4	Maserati 250F CM7
122	**Steve HART**	**1:51.483**	09:53:33.193	9	Maserati 250F CM7

Brands Hatch GP
Circuit Length = 2.4332 miles
Start: 09:23 Flag 09:53 End: 09:55

Weather / Track : Sunny / Dry

These results are provisional until the conclusion of any judicial and technical matters.

Clerk Of Course : Julian Floyd		Timekeeper : Nick Palmer

Sheet No:

Legends of Brands Hatch Superprix

HGPCA Pre '61 & Pre '66

QUALIFYING - RACE 2 & 6 - STATISTICS

CLASS : 7a 3 Starters

Fastest Lap History

NO	NAME	LAP TIME	TIME OF DAY	LAP	VEHICLE
138	**Richard WILSON**	**1:58.542**	09:28:16.027	2	Ferrari Dino BR01
138	**Richard WILSON**	**1:55.779**	09:30:11.806	3	Ferrari Dino BR01
138	**Richard WILSON**	**1:53.877**	09:32:05.681	4	Ferrari Dino BR01
138	**Richard WILSON**	**1:52.142**	09:33:57.824	5	Ferrari Dino BR01
138	**Richard WILSON**	**1:49.622**	09:54:29.081	10	Ferrari Dino BR01

Brands Hatch GP
Circuit Length = 2.4332 miles
Start: 09:23 Flag 09:53 End: 09:55

Weather / Track : Sunny / Dry

These results are provisional until the conclusion of any judicial and technical matters.

Clerk Of Course : Julian Floyd		Timekeeper : Nick Palmer

Sheet No:

Legends of Brands Hatch Superprix

HGPCA Pre '61 & Pre '66

QUALIFYING - RACE 2 & 6 - STATISTICS

CLASS : 8 1 Starters

Fastest Lap History

NO	NAME	LAP TIME	TIME OF DAY	LAP	VEHICLE
2	**Rod JOLLEY**	**1:53.556**	09:28:45.768	2	Lister Jaguar
2	**Rod JOLLEY**	**1:52.097**	09:30:37.866	3	Lister Jaguar

Brands Hatch GP
Circuit Length = 2.4332 miles
Start: 09:23 Flag 09:53 End: 09:55

Weather / Track : Sunny / Dry

These results are provisional until the conclusion of any judicial and technical matters.

Clerk Of Course : Julian Floyd		Timekeeper : Nick Palmer

Sheet No:

Legends of Brands Hatch Superprix

HGPCA Pre '61 & Pre '66

QUALIFYING - RACE 2 & 6 - STATISTICS

CLASS : 7b 6 Starters

Fastest Lap History

NO	NAME	LAP TIME	TIME OF DAY	LAP	VEHICLE
12	**Rudi FRIEDRICHS**	**1:50.719**	09:27:21.600	2	Cooper T53
91	**Chris DRAKE**	**1:46.505**	09:27:57.631	1	Cooper T53
91	**Chris DRAKE**	**1:45.002**	09:29:42.633	2	Cooper T53
91	**Chris DRAKE**	**1:42.971**	09:31:25.604	3	Cooper T53

Brands Hatch GP
Circuit Length = 2.4332 miles
Start: 09:23 Flag 09:53 End: 09:55

Weather / Track : Sunny / Dry

These results are provisional until the conclusion of any judicial and technical matters.

Clerk Of Course : Julian Floyd		Timekeeper : Nick Palmer

Sheet No:

Legends of Brands Hatch Superprix

HGPCA Pre '61 & Pre '66

QUALIFYING - RACE 2 & 6 - STATISTICS

CLASS : 9 3 Starters

Fastest Lap History

NO	NAME	LAP TIME	TIME OF DAY	LAP	VEHICLE
9	**Mark DANIELL**	**1:50.586**	09:27:23.197	2	Cooper T45
9	**Mark DANIELL**	**1:48.856**	09:31:02.792	4	Cooper T45
9	**Mark DANIELL**	**1:45.243**	09:32:48.035	5	Cooper T45

Brands Hatch GP
Circuit Length = 2.4332 miles
Start: 09:23 Flag 09:53 End: 09:55

Weather / Track : Sunny / Dry

These results are provisional until the conclusion of any judicial and technical matters.

Clerk Of Course : Julian Floyd		Timekeeper : Nick Palmer

Sheet No:

Legends of Brands Hatch Superprix

HGPCA Pre '61 & Pre '66

QUALIFYING - RACE 2 & 6 - STATISTICS

CLASS : 10 4 Starters

Fastest Lap History

NO	NAME	LAP TIME	TIME OF DAY	LAP	VEHICLE
4	**Greg THORNTON**	**1:49.533**	09:27:30.335	2	LDS 03
35	**Richard TARLING**	**1:48.448**	09:29:17.232	2	Assegai
4	**Greg THORNTON**	**1:48.046**	09:29:18.380	3	LDS 03
37	**Eddy PERK**	**1:47.911**	09:33:32.981	5	Heron F1
37	**Eddy PERK**	**1:46.880**	09:35:19.860	6	Heron F1
35	**Richard TARLING**	**1:45.043**	09:35:28.236	5	Assegai

Brands Hatch GP
Circuit Length = 2.4332 miles
Start: 09:23 Flag 09:53 End: 09:55

Weather / Track : Sunny / Dry

These results are provisional until the conclusion of any judicial and technical matters.

Clerk Of Course : Julian Floyd		Timekeeper : Nick Palmer

Sheet No:

Legends of Brands Hatch Superprix

HGPCA Pre '61 & Pre '66

QUALIFYING - RACE 2 & 6 - STATISTICS

CLASS : 11 1 Starters

Fastest Lap History

NO	NAME	LAP TIME	TIME OF DAY	LAP	VEHICLE
25	**Andy MIDDLEHURST**	**1:46.931**	09:27:15.813	2	Lotus 25 R4
25	**Andy MIDDLEHURST**	**1:45.608**	09:29:01.420	3	Lotus 25 R4
25	**Andy MIDDLEHURST**	**1:40.655**	09:30:42.075	4	Lotus 25 R4

Brands Hatch GP
Circuit Length = 2.4332 miles
Start: 09:23 Flag 09:53 End: 09:55

Weather / Track : Sunny / Dry

These results are provisional until the conclusion of any judicial and technical matters.

Clerk Of Course : Julian Floyd		Timekeeper : Nick Palmer

Sheet No:

Legends of Brands Hatch Superprix

HGPCA Pre '61 & Pre '66

QUALIFYING - RACE 2 & 6 - STATISTICS

CLASS : 12 7 Starters

Fastest Lap History

NO	NAME	LAP TIME	TIME OF DAY	LAP	VEHICLE
22	**Peter HORSMAN**	**1:50.969**	09:27:12.063	2	Lotus 18/21
11	**Jon FAIRLEY**	**1:50.724**	09:27:21.240	2	Brabham BT11/19
22	**Peter HORSMAN**	**1:42.674**	09:28:54.760	3	Lotus 18/21
22	**Peter HORSMAN**	**1:41.992**	09:30:36.752	4	Lotus 18/21

Brands Hatch GP
Circuit Length = 2.4332 miles
Start: 09:23 Flag 09:53 End: 09:55

Weather / Track : Sunny / Dry

These results are provisional until the conclusion of any judicial and technical matters.

Clerk Of Course : Julian Floyd		Timekeeper : Nick Palmer

Sheet No:

Legends of Brands Hatch Superprix

HGPCA Pre '61 & Pre '66

QUALIFYING - RACE 2 & 6 - STATISTICS

CLASS : 5 5 Starters

Fastest Lap History

NO	NAME	LAP TIME	TIME OF DAY	LAP	VEHICLE
119	**Paul GRANT**	**1:59.432**	09:28:27.564	2	Cooper Bristol Mk2
121	**Ian NUTHALL**	**1:58.127**	09:29:10.135	2	Alta F2
119	**Paul GRANT**	**1:57.017**	09:30:24.581	3	Cooper Bristol Mk2
121	**Ian NUTHALL**	**1:53.790**	09:31:03.924	3	Alta F2
121	**Ian NUTHALL**	**1:50.859**	09:32:54.783	4	Alta F2

Brands Hatch GP
Circuit Length = 2.4332 miles
Start: 09:23 Flag 09:53 End: 09:55

Weather / Track : Sunny / Dry

These results are provisional until the conclusion of any judicial and technical matters.

Clerk Of Course : Julian Floyd		Timekeeper : Nick Palmer

Sheet No:

Legends of Brands Hatch Superprix

HGPCA Pre '61

RACE 2 - GRID (20 minutes)

ROW 7	13	8	Malcolm COOK	2:01.512
ROW 6	11	36	Erik STAES	1:57.399
ROW 5	9	32	Guy PLANTE	1:56.985
ROW 4	7	133	Chris PHILLIPS	1:54.731
ROW 3	5	2	Rod JOLLEY	1:52.097
ROW 2	3	21	Ian NUTHALL	1:50.859
ROW 1	1	38	Richard WILSON	1:49.622
			Pole	

14	12	John GILLETT	2:31.711
12	60	Elliott HANN	2:01.016
10	16	Charles MCCABE	1:57.281
8	19	Paul GRANT	1:55.013
6	248	Klaus LEHR	1:53.442
4	22	Steve HART	1:51.483
2	73	Tom DARK	1:50.762

Brands Hatch GP
Circuit Length = 2.4332 miles

These results are provisional until the conclusion of any judicial and technical matters.

Clerk Of Course :		Timekeeper : Nick Palmer

Results can be found at www.tsl-timing.com

Printed - 11:22 Saturday, 29 June 2019

Sheet No:

Legends of Brands Hatch Superprix

HGPCA Pre '61

RACE 2 - CLASSIFICATION

POS	NO	CL	PIC	NAME	ENTRY	LAPS	TIME	GAP	DIFF	MPH	BEST	ON
1	**38**	7a	1	Richard WILSON	Ferrari Dino BR01	**11**	20:14.594			79.33	**1:46.817**	9
2	**2**	8	1	Rod JOLLEY	Lister Jaguar	**11**	20:28.683	**14.089**	14.089	78.42	**1:49.429**	9
3	**22**	6	1	Steve HART	Maserati 250F CM7	**11**	20:45.160	**30.566**	16.477	77.38	**1:51.207**	7
4	**248**	6	2	Klaus LEHR	Maserati 250F CM5	**11**	20:45.434	**30.840**	0.274	77.36	**1:50.688**	9
5	**21**	5	1	Ian NUTHALL	Alta F2	**11**	20:53.281	**38.687**	7.847	76.88	**1:52.306**	6
6	**19**	5	2	Paul GRANT	Cooper Bristol Mk2	**11**	20:53.821	**39.227**	0.540	76.85	**1:51.769**	10
7	**33**	5	3	Chris PHILLIPS	Cooper Bristol Mk2	**11**	21:13.231	**58.637**	19.410	75.68	**1:53.145**	6
8	**60**	7c	1	Elliott HANN	Cooper T41	**11**	21:32.779	**1:18.185**	19.548	74.53	**1:53.855**	7
9	**36**	5	4	Erik STAES	Cooper Bristol Mk2	**11**	21:42.924	**1:28.330**	10.145	73.95	**1:55.537**	7
10	**16**	7a	2	Charles MCCABE	BRM P25	**11**	21:55.561	**1:40.967**	12.637	73.24	**1:56.008**	9
11	**32**	5	5	Guy PLANTE	Cooper Bristol	**11**	21:57.226	**1:42.632**	1.665	73.15	**1:56.411**	9
12	**12**	1	1	John GILLETT	MG K3	**8**	20:22.652	**3 Laps**	3 Laps	57.31	**2:30.556**	5
					NOT CLASSIFIED							
DNF	**73**	2		Tom DARK	Bugatti T73C	**3**	5:43.233	**8 Laps**	5 Laps	76.56	**1:50.268**	2
DNF	**8**	7a		Malcolm COOK	Connaught C8	**2**	4:11.087	**9 Laps**	1 Lap	69.77	**1:59.418**	2

FASTEST LAP

38	7a	Richard WILSON	Ferrari Dino BR01	**9**	1:46.817	82.00 mph	131.97 kph
2	8	Rod JOLLEY	Lister Jaguar	**9**	1:49.429	80.05 mph	128.82 kph
73	2	Tom DARK	Bugatti T73C	**2**	1:50.268	79.44 mph	127.84 kph
248	6	Klaus LEHR	Maserati 250F CM5	**9**	1:50.688	79.13 mph	127.36 kph
19	5	Paul GRANT	Cooper Bristol Mk2	**10**	1:51.769	78.37 mph	126.13 kph
60	7c	Elliott HANN	Cooper T41	**7**	1:53.855	76.93 mph	123.82 kph
12	1	John GILLETT	MG K3	**5**	2:30.556	58.18 mph	93.63 kph

Brands Hatch GP
Circuit Length = 2.4332 miles
Start: 13:52 Flag 14:12 End: 14:14

Weather / Track : Sunny / Dry

These results are provisional until the conclusion of any judicial and technical matters.

Clerk Of Course : Julian Floyd		Timekeeper : Nick Palmer

Results can be found at www.tsl-timing.com

Printed - 14:15 Saturday, 29 June 2019

Legends of Brands Hatch Superprix

HGPCA Pre '61

RACE 2 - LAP CHART

LAP 1		@ 13:54:14.655
NO	BEHIND	LAP TIME
38		2:00.285
2	0.653	2:00.938
73	1.402	2:01.687
22	1.770	2:02.055
248	2.581	2:02.866
21	2.649	2:02.934
33	4.391	2:04.676
19	4.814	2:05.099
32	6.619	2:06.904
36	8.008	2:08.293
60	9.269	2:09.554
8	11.384	2:11.669
16	13.203	2:13.488
12	34.714	2:34.999

LAP 2		@ 13:56:05.770
NO	BEHIND	LAP TIME
38		1:51.115
73	0.555	1:50.268
2	1.314	1:51.776
22	2.507	1:51.852
248	4.007	1:52.541
21	6.320	1:54.786
19	8.762	1:55.063
33	9.184	1:55.908
32	13.608	1:58.104
36	14.799	1:57.906
60	15.913	1:57.759
8	19.687	1:59.418
16	24.158	2:02.070
12	1:15.464	2:31.865

LAP 3		@ 13:57:55.124
NO	BEHIND	LAP TIME
38		1:49.354
73	2.479	1:51.278
2	2.974	1:51.014
22	6.002	1:52.849
248	8.973	1:54.320
21	10.126	1:53.160
19	13.394	1:53.986
33	14.171	1:54.341
36	24.755	1:59.310
32	25.134	2:00.880
60	25.651	1:59.092
16	36.403	2:01.599

LAP 4		@ 13:59:44.857
NO	BEHIND	LAP TIME
38		1:49.733
2	3.950	1:50.709
22	9.898	1:53.629
248	11.243	1:52.003
12	1 Lap	2:34.868
21	13.306	1:52.913
19	16.804	1:53.143
33	17.855	1:53.417
36	32.818	1:57.796
60	33.214	1:57.296
16	48.354	2:01.684
32	49.581	2:14.180

LAP 5		@ 14:01:33.576
NO	BEHIND	LAP TIME
38		1:48.719
2	5.662	1:50.431
22	13.457	1:52.278
248	15.534	1:53.010
21	17.512	1:52.925
19	21.264	1:53.179
33	22.794	1:53.658
36	43.543	1:59.444
60	43.732	1:59.237
12	1 Lap	2:33.723
16	56.490	1:56.855
32	57.630	1:56.768

Weather / Track : Sunny / Dry

Brands Hatch GP
Circuit Length = 2.4332 miles
Start: 13:52 Flag 14:12 End: 14:14

Legends of Brands Hatch Superprix

HGPCA Pre '61

RACE 2 - LAP CHART

LAP 6		@ 14:03:21.874
NO	BEHIND	LAP TIME
38		1:48.298
2	8.059	1:50.695
22	17.275	1:52.116
248	18.560	1:51.324
21	21.520	1:52.306
19	25.243	1:52.277
33	27.641	1:53.145
60	52.747	1:57.313
36	53.180	1:57.935
16	1:04.683	1:56.491
32	1:05.898	1:56.566
12	1 Lap	2:30.556

LAP 7		@ 14:05:09.083
NO	BEHIND	LAP TIME
38		1:47.209
2	12.345	1:51.495
22	21.273	1:51.207
248	22.689	1:51.338
21	26.900	1:52.589
19	30.242	1:52.208
33	34.167	1:53.735
60	59.393	1:53.855
36	1:01.508	1:55.537
16	1:14.565	1:57.091
32	1:15.525	1:56.836

LAP 8		@ 14:06:57.186
NO	BEHIND	LAP TIME
38		1:48.103
2	15.526	1:51.284
22	25.600	1:52.430
248	27.234	1:52.648
21	32.025	1:53.228
19	34.672	1:52.533
12	2 Laps	2:33.610
33	40.858	1:54.794
60	1:05.509	1:54.219
36	1:10.169	1:56.764
16	1:22.866	1:56.404
32	1:24.210	1:56.788

LAP 9		@ 14:08:44.003
NO	BEHIND	LAP TIME
38		1:46.817
2	18.138	1:49.429
22	30.422	1:51.639
248	31.105	1:50.688
21	38.005	1:52.797
19	40.196	1:52.341
33	50.024	1:55.983
60	1:14.784	1:56.092
36	1:20.365	1:57.013
12	2 Laps	2:32.420
16	1:32.057	1:56.008
32	1:33.804	1:56.411

LAP 10		@ 14:10:37.597
NO	BEHIND	LAP TIME
38		1:53.594
2	14.760	1:50.216
22	29.365	1:52.537
248	29.750	1:52.239
21	36.816	1:52.405
19	38.371	1:51.769
33	52.944	1:56.514
60	1:15.156	1:53.966
36	1:23.003	1:56.232
16	1:35.501	1:57.038
32	1:37.357	1:57.147

Weather / Track : Sunny / Dry

Brands Hatch GP
Circuit Length = 2.4332 miles
Start: 13:52 Flag 14:12 End: 14:14

Legends of Brands Hatch Superprix

HGPCA Pre '61

RACE 2 - LAP CHART

LAP 11		@ 14:12:28.964
NO	BEHIND	LAP TIME
38		1:51.367
12	3 Laps	2:30.611
2	14.089	1:50.696
22	30.566	1:52.568
248	30.840	1:52.457
21	38.687	1:53.238
19	39.227	1:52.223
33	58.637	1:57.060
60	1:18.185	1:54.396
36	1:28.330	1:56.694
16	1:40.967	1:56.833
32	1:42.632	1:56.642

Weather / Track : Sunny / Dry

Brands Hatch GP
Circuit Length = 2.4332 miles
Start: 13:52 Flag 14:12 End: 14:14

Legends of Brands Hatch Superprix

HGPCA Pre '61

RACE 2 - SECTOR ANALYSIS

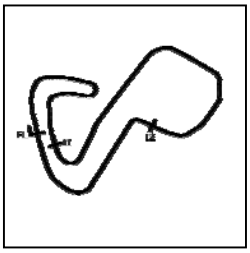

SECTOR 1 = FL to I1, SECTOR 2 = I1 to I2, SECTOR 3 = I2 to FL, DIFF = Difference To Personal Best Lap, P = Crossed Finish Line in Pit Lane, D = Time Disallowed

P1 38 7a Richard WILSON Ferrari Dino BR01

IDEAL LAP TIME : 1:46.434 BEST LAP TIME : 1:46.817 DIFFERENCE : 0.383

LAP	SECTOR 1		SECTOR 2		SECTOR 3		LAP TIME		MPH	DIFF	TIME OF DAY
1 -		85.0	52.953	67.3	26.392	106.5	2:00.285		72.82	13.468	13:54:14.655
2 -	35.147	88.6	49.916	73.9	26.052	113.1	1:51.115		78.83	4.298	13:56:05.770
3 -	35.365	87.8	48.442	79.2	25.547	112.5	1:49.354		80.10	2.537	13:57:55.124
4 -	34.573	87.4	49.537	70.1	25.623	***116.3***	1:49.733		79.82	2.916	13:59:44.857
5 -	34.793	87.3	48.679	74.8	25.247	115.1	1:48.719		80.57	1.902	14:01:33.576
6 -	34.454	90.3	48.518	77.3	25.326	***116.3***	1:48.298		80.88	1.481	14:03:21.874
7 -	34.300	90.1	***47.716***	79.9	25.193	111.8	1:47.209	**(2)**	81.70	0.392	14:05:09.083
8 -	34.146	90.3	48.514	73.1	25.443	105.1	1:48.103	**(3)**	81.03	1.286	14:06:57.186
9 -	34.091	90.0	47.879	78.5	***24.847***	110.3	***1:46.817***	**(1)**	***82.00***		***14:08:44.003***
10 -	***33.871***	89.5	47.924	***81.3***	31.799	111.2	1:53.594		77.11	6.777	14:10:37.597
11 -	34.514	***91.0***	49.905	73.9	26.948	108.5	1:51.367		78.65	4.550	14:12:28.964

P2 2 8 Rod JOLLEY Lister Jaguar

IDEAL LAP TIME : 1:49.091 BEST LAP TIME : 1:49.429 DIFFERENCE : 0.338

LAP	SECTOR 1		SECTOR 2		SECTOR 3		LAP TIME		MPH	DIFF	TIME OF DAY
1 -		84.9	51.120	68.3	26.710	120.9	2:00.938		72.43	11.509	13:54:15.308
2 -	35.594	89.9	50.239	76.3	25.943	122.2	1:51.776		78.36	2.347	13:56:07.084
3 -	35.775	87.4	48.992	76.7	26.247	122.2	1:51.014		78.90	1.585	13:57:58.098
4 -	35.722	90.6	48.860	***77.7***	26.127	119.8	1:50.709		79.12	1.280	13:59:48.807
5 -	35.500	90.1	48.896	74.7	26.035	121.1	1:50.431	**(3)**	79.32	1.002	14:01:39.238
6 -	35.245	92.5	49.475	72.7	25.975	120.0	1:50.695		79.13	1.266	14:03:29.933
7 -	35.391	90.6	50.080	76.8	26.024	121.3	1:51.495		78.56	2.066	14:05:21.428
8 -	35.346	90.9	50.221	72.2	***25.717***	***122.9***	1:51.284		78.71	1.855	14:07:12.712
9 -	***34.788***	***92.8***	***48.586***	74.8	26.055	120.6	***1:49.429***	**(1)**	***80.05***		***14:09:02.141***
10 -	35.343	89.9	49.108	75.0	25.765	119.1	1:50.216	**(2)**	79.47	0.787	14:10:52.357
11 -	35.954	89.2	48.959	73.6	25.783	119.4	1:50.696		79.13	1.267	14:12:43.053

P3 22 6 Steve HART Maserati 250F CM7

IDEAL LAP TIME : 1:50.843 BEST LAP TIME : 1:51.207 DIFFERENCE : 0.364

LAP	SECTOR 1		SECTOR 2		SECTOR 3		LAP TIME		MPH	DIFF	TIME OF DAY
1 -		76.9	51.517	70.7	27.030	117.1	2:02.055		71.76	10.848	13:54:16.425
2 -	35.578	90.1	50.191	***73.6***	***26.083***	***118.3***	1:51.852	**(3)**	78.31	0.645	13:56:08.277
3 -	***35.108***	***90.5***	50.962	72.9	26.779	107.2	1:52.849		77.62	1.642	13:58:01.126
4 -	36.379	86.5	50.808	72.8	26.442	113.9	1:53.629		77.09	2.422	13:59:54.755
5 -	35.540	90.0	50.022	68.9	26.716	114.9	1:52.278		78.01	1.071	14:01:47.033
6 -	35.543	87.1	50.356	71.3	26.217	115.3	1:52.116		78.13	0.909	14:03:39.149
7 -	35.305	87.9	***49.652***	72.3	26.250	115.7	***1:51.207***	**(1)**	***78.77***		***14:05:30.356***
8 -	35.394	86.3	50.563	71.3	26.473	117.3	1:52.430		77.91	1.223	14:07:22.786
9 -	35.289	87.7	49.765	71.4	26.585	116.9	1:51.639	**(2)**	78.46	0.432	14:09:14.425
10 -	35.966	85.0	49.965	69.1	26.606	117.1	1:52.537		77.83	1.330	14:11:06.962
11 -	36.140	82.5	49.968	72.4	26.460	112.0	1:52.568		77.81	1.361	14:12:59.530

P4 248 6 Klaus LEHR Maserati 250F CM5

IDEAL LAP TIME : 1:50.591 BEST LAP TIME : 1:50.688 DIFFERENCE : 0.097

LAP	SECTOR 1		SECTOR 2		SECTOR 3		LAP TIME		MPH	DIFF	TIME OF DAY
1 -		81.3	52.223	68.5	26.600	116.3	2:02.866		71.29	12.178	13:54:17.236
2 -	35.576	87.0	50.576	73.5	26.389	108.0	1:52.541		77.83	1.853	13:56:09.777
3 -	35.599	87.6	52.287	70.7	26.434	116.3	1:54.320		76.62	3.632	13:58:04.097
4 -	35.395	86.4	50.744	***76.3***	***25.864***	***123.1***	1:52.003		78.21	1.315	13:59:56.100
5 -	35.545	83.9	51.023	71.6	26.442	114.9	1:53.010		77.51	2.322	14:01:49.110
6 -	35.088	84.4	50.069	70.8	26.167	116.5	1:51.324	**(2)**	78.68	0.636	14:03:40.434
7 -	***34.963***	***88.1***	50.123	71.6	26.252	117.1	1:51.338	**(3)**	78.67	0.650	14:05:31.772
8 -	35.934	87.4	50.157	71.2	26.557	117.5	1:52.648		77.76	1.960	14:07:24.420
9 -	35.019	87.7	***49.764***	75.4	25.905	118.9	***1:50.688***	**(1)**	***79.13***		***14:09:15.108***
10 -	35.730	83.9	49.926	70.4	26.583	116.1	1:52.239		78.04	1.551	14:11:07.347
11 -	35.890	84.4	50.407	73.2	26.160	108.5	1:52.457		77.89	1.769	14:12:59.804

Weather / Track : Sunny / Dry

Brands Hatch GP
Circuit Length = 2.4332 miles
Start: 13:52 Flag 14:12 End: 14:14

Legends of Brands Hatch Superprix

HGPCA Pre '61

RACE 2 - SECTOR ANALYSIS

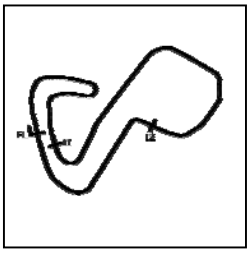

SECTOR 1 = FL to I1, SECTOR 2 = I1 to I2, SECTOR 3 = I2 to FL, DIFF = Difference To Personal Best Lap, P = Crossed Finish Line in Pit Lane, D = Time Disallowed

P5 21 5 Ian NUTHALL Alta F2

IDEAL LAP TIME : 1:52.069 BEST LAP TIME : 1:52.306 DIFFERENCE : 0.237

LAP	SECTOR 1		SECTOR 2		SECTOR 3		LAP TIME	MPH	DIFF	TIME OF DAY
1 -		83.7	53.051	71.4	27.376	108.9	2:02.934	71.25	10.628	13:54:17.304
2 -	36.355	85.0	51.389	74.4	27.042	108.7	1:54.786	76.31	2.480	13:56:12.090
3 -	35.346	86.4	51.037	73.9	26.777	110.0	1:53.160	77.41	0.854	13:58:05.250
4 -	35.464	87.3	50.718	75.3	26.731	110.3	1:52.913	77.58	0.607	13:59:58.163
5 -	35.613	86.9	***50.279***	74.8	27.033	110.1	1:52.925	77.57	0.619	14:01:51.088
6 -	35.281	88.4	50.311	70.6	26.714	110.1	***1:52.306*** **(1)**	***77.99***		***14:03:43.394***
7 -	35.170	88.4	50.542	***76.8***	26.877	109.2	1:52.589 **(3)**	77.80	0.283	14:05:35.983
8 -	35.253	88.5	50.766	74.5	27.209	109.8	1:53.228	77.36	0.922	14:07:29.211
9 -	35.224	86.8	50.815	74.3	26.758	110.1	1:52.797	77.66	0.491	14:09:22.008
10 -	***35.100***	88.5	50.615	75.2	***26.690***	***110.7***	1:52.405 **(2)**	77.93	0.099	14:11:14.413
11 -	35.304	***88.8***	50.880	71.2	27.054	107.8	1:53.238	77.35	0.932	14:13:07.651

P6 19 5 Paul GRANT Cooper Bristol Mk2

IDEAL LAP TIME : 1:51.438 BEST LAP TIME : 1:51.769 DIFFERENCE : 0.331

LAP	SECTOR 1		SECTOR 2		SECTOR 3		LAP TIME	MPH	DIFF	TIME OF DAY
1 -		78.3	53.251	70.4	27.170	105.5	2:05.099	70.02	13.330	13:54:19.469
2 -	35.843	83.2	52.258	72.8	26.962	107.0	1:55.063	76.13	3.294	13:56:14.532
3 -	35.837	84.6	50.932	74.5	27.217	107.2	1:53.986	76.85	2.217	13:58:08.518
4 -	35.223	***85.8***	51.017	72.9	26.903	***108.2***	1:53.143	77.42	1.374	14:00:01.661
5 -	35.215	83.8	51.075	74.3	26.889	106.6	1:53.179	77.39	1.410	14:01:54.840
6 -	34.960	83.4	50.422	76.9	26.895	104.6	1:52.277	78.01	0.508	14:03:47.117
7 -	35.195	84.8	50.189	***77.4***	***26.824***	106.6	1:52.208 **(2)**	78.06	0.439	14:05:39.325
8 -	34.883	85.5	50.247	75.1	27.403	104.3	1:52.533	77.84	0.764	14:07:31.858
9 -	35.076	84.7	50.345	77.3	26.920	107.5	1:52.341	77.97	0.572	14:09:24.199
10 -	34.999	85.2	***49.896***	76.1	26.874	106.1	***1:51.769*** **(1)**	***78.37***		***14:11:15.968***
11 -	***34.718***	84.3	50.115	71.2	27.390	103.0	1:52.223 **(3)**	78.05	0.454	14:13:08.191

P7 33 5 Chris PHILLIPS Cooper Bristol Mk2

IDEAL LAP TIME : 1:53.051 BEST LAP TIME : 1:53.145 DIFFERENCE : 0.094

LAP	SECTOR 1		SECTOR 2		SECTOR 3		LAP TIME	MPH	DIFF	TIME OF DAY
1 -		81.3	52.841	70.6	27.272	108.2	2:04.676	70.26	11.531	13:54:19.046
2 -	36.116	86.2	52.749	70.3	***27.043***	***108.4***	1:55.908	75.57	2.763	13:56:14.954
3 -	36.196	86.2	51.087	73.6	27.058	108.0	1:54.341	76.61	1.196	13:58:09.295
4 -	***35.404***	86.2	50.927	73.2	27.086	108.2	1:53.417 **(2)**	77.23	0.272	14:00:02.712
5 -	35.997	***87.7***	***50.604***	73.1	27.057	107.5	1:53.658 **(3)**	77.07	0.513	14:01:56.370
6 -	35.460	87.0	50.605	72.8	27.080	107.5	***1:53.145*** **(1)**	***77.42***		***14:03:49.515***
7 -	35.455	86.5	51.237	73.5	***27.043***	107.3	1:53.735	77.01	0.590	14:05:43.250
8 -	36.122	87.2	51.524	74.1	27.148	107.3	1:54.794	76.30	1.649	14:07:38.044
9 -	36.870	85.4	51.523	***74.3***	27.590	106.6	1:55.983	75.52	2.838	14:09:34.027
10 -	36.602	84.4	52.180	72.1	27.732	107.0	1:56.514	75.18	3.369	14:11:30.541
11 -	36.628	83.5	52.704	72.9	27.728	102.2	1:57.060	74.83	3.915	14:13:27.601

P8 60 7c Elliott HANN Cooper T41

IDEAL LAP TIME : 1:53.560 BEST LAP TIME : 1:53.855 DIFFERENCE : 0.295

LAP	SECTOR 1		SECTOR 2		SECTOR 3		LAP TIME	MPH	DIFF	TIME OF DAY
1 -		81.2	54.108	73.1	28.011	105.1	2:09.554	67.61	15.699	13:54:23.924
2 -	36.456	86.3	53.755	75.2	27.548	106.6	1:57.759	74.38	3.904	13:56:21.683
3 -	37.031	73.5	54.849	75.2	27.212	***107.8***	1:59.092	73.55	5.237	13:58:20.775
4 -	36.651	86.9	53.240	74.7	27.405	106.5	1:57.296	74.68	3.441	14:00:18.071
5 -	36.711	78.3	54.715	72.1	27.811	106.5	1:59.237	73.46	5.382	14:02:17.308
6 -	36.306	79.4	53.680	77.6	27.327	105.5	1:57.313	74.67	3.458	14:04:14.621
7 -	35.248	87.8	***51.600***	76.5	27.007	107.3	***1:53.855*** **(1)**	***76.93***		***14:06:08.476***
8 -	35.633	88.1	51.623	76.3	26.963	107.0	1:54.219 **(3)**	76.69	0.364	14:08:02.695
9 -	***35.011***	***88.4***	52.243	62.9	28.838	107.2	1:56.092	75.45	2.237	14:09:58.787
10 -	35.355	87.8	51.662	78.5	***26.949***	107.7	1:53.966 **(2)**	76.86	0.111	14:11:52.753
11 -	35.506	87.7	51.908	***79.9***	26.982	107.3	1:54.396	76.57	0.541	14:13:47.149

Weather / Track : Sunny / Dry

Brands Hatch GP
Circuit Length = 2.4332 miles
Start: 13:52 Flag 14:12 End: 14:14

Legends of Brands Hatch Superprix

HGPCA Pre '61

RACE 2 - SECTOR ANALYSIS

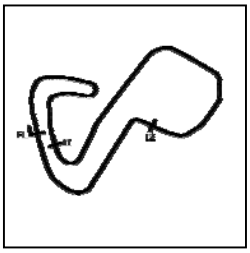

SECTOR 1 = FL to I1, SECTOR 2 = I1 to I2, SECTOR 3 = I2 to FL, DIFF = Difference To Personal Best Lap, P = Crossed Finish Line in Pit Lane, D = Time Disallowed

P9 36 5 Erik STAES Cooper Bristol Mk2

IDEAL LAP TIME : 1:55.403 BEST LAP TIME : 1:55.537 DIFFERENCE : 0.134

LAP	SECTOR 1		SECTOR 2		SECTOR 3		LAP TIME		MPH	DIFF	TIME OF DAY
1 -		78.5	53.762	66.8	27.978	104.5	2:08.293		68.27	12.756	13:54:22.663
2 -	37.036	80.6	53.116	67.9	27.754	104.3	1:57.906		74.29	2.369	13:56:20.569
3 -	37.884	74.0	53.546	67.2	27.880	104.8	1:59.310		73.42	3.773	13:58:19.879
4 -	36.729	81.4	52.923	67.7	28.144	96.0	1:57.796		74.36	2.259	14:00:17.675
5 -	36.823	***82.2***	54.523	68.8	28.098	105.3	1:59.444		73.33	3.907	14:02:17.119
6 -	***36.276***	82.0	53.068	68.5	28.591	104.3	1:57.935		74.27	2.398	14:04:15.054
7 -	36.410	80.8	***51.788***	69.6	***27.339***	***106.8***	***1:55.537***	**(1)**	***75.81***		***14:06:10.591***
8 -	36.360	81.9	52.750	68.8	27.654	***106.8***	1:56.764		75.02	1.227	14:08:07.355
9 -	36.580	78.5	52.654	70.2	27.779	101.8	1:57.013		74.86	1.476	14:10:04.368
10 -	36.704	81.5	51.906	***70.7***	27.622	105.8	1:56.232	**(2)**	75.36	0.695	14:12:00.600
11 -	36.920	81.4	52.064	70.4	27.710	104.3	1:56.694	**(3)**	75.06	1.157	14:13:57.294

P10 16 7a Charles MCCABE BRM P25

IDEAL LAP TIME : 1:55.662 BEST LAP TIME : 1:56.008 DIFFERENCE : 0.346

LAP	SECTOR 1		SECTOR 2		SECTOR 3		LAP TIME		MPH	DIFF	TIME OF DAY
1 -		75.9	56.545	68.6	27.979	102.1	2:13.488		65.62	17.480	13:54:27.858
2 -	38.066	81.3	56.368	62.8	27.636	106.8	2:02.070		71.76	6.062	13:56:29.928
3 -	37.464	75.6	55.171	66.5	28.964	104.3	2:01.599		72.03	5.591	13:58:31.527
4 -	38.908	76.6	55.679	67.7	27.097	109.1	2:01.684		71.98	5.676	14:00:33.211
5 -	37.190	80.2	52.736	***74.3***	26.929	109.4	1:56.855		74.96	0.847	14:02:30.066
6 -	37.207	84.5	***52.542***	73.2	26.742	111.4	1:56.491	**(3)**	75.19	0.483	14:04:26.557
7 -	37.201	81.3	52.960	70.1	26.930	110.3	1:57.091		74.81	1.083	14:06:23.648
8 -	***36.551***	83.2	53.284	68.8	***26.569***	110.7	1:56.404	**(2)**	75.25	0.396	14:08:20.052
9 -	36.644	***85.5***	52.594	72.3	26.770	108.0	***1:56.008***	**(1)**	***75.51***		***14:10:16.060***
10 -	36.783	75.6	53.664	70.8	26.591	***112.9***	1:57.038		74.84	1.030	14:12:13.098
11 -	36.902	80.3	53.182	69.6	26.749	107.5	1:56.833		74.97	0.825	14:14:09.931

P11 32 5 Guy PLANTE Cooper Bristol

IDEAL LAP TIME : 1:55.505 BEST LAP TIME : 1:56.411 DIFFERENCE : 0.906

LAP	SECTOR 1		SECTOR 2		SECTOR 3		LAP TIME		MPH	DIFF	TIME OF DAY
1 -		82.7	53.705	76.3	27.730	100.9	2:06.904		69.02	10.493	13:54:21.274
2 -	36.660	84.2	53.644	76.4	27.800	101.0	1:58.104		74.17	1.693	13:56:19.378
3 -	38.753	82.0	54.423	72.6	27.704	***104.3***	2:00.880		72.46	4.469	13:58:20.258
4 -	52.502	76.3	53.801	71.7	27.877	103.4	2:14.180		65.28	17.769	14:00:34.438
5 -	36.205	80.4	52.947	75.5	27.616	101.6	1:56.768		75.01	0.357	14:02:31.206
6 -	36.560	84.6	***52.535***	76.6	27.471	102.1	1:56.566	**(2)**	75.14	0.155	14:04:27.772
7 -	36.307	80.6	53.157	73.0	***27.372***	104.2	1:56.836		74.97	0.425	14:06:24.608
8 -	36.185	84.4	53.025	71.7	27.578	102.2	1:56.788		75.00	0.377	14:08:21.396
9 -	***35.598***	***85.1***	52.707	74.0	28.106	99.7	***1:56.411***	**(1)**	***75.24***		***14:10:17.807***
10 -	36.590	81.8	52.734	76.2	27.823	101.5	1:57.147		74.77	0.736	14:12:14.954
11 -	35.867	83.8	52.670	***76.9***	28.105	102.6	1:56.642	**(3)**	75.10	0.231	14:14:11.596

P12 12 1 John GILLETT MG K3

IDEAL LAP TIME : 2:28.157 BEST LAP TIME : 2:30.556 DIFFERENCE : 2.399

LAP	SECTOR 1		SECTOR 2		SECTOR 3		LAP TIME		MPH	DIFF	TIME OF DAY
1 -		***71.6***	***1:07.948***	***57.1***	***34.690***	***85.7***	2:34.999		56.51	4.443	13:54:49.369
2 -	45.581	69.3	1:11.238	50.9	35.046	82.1	2:31.865	**(3)**	57.68	1.309	13:57:21.234
3 -	46.040	65.3	1:12.064	48.0	36.764	74.1	2:34.868		56.56	4.312	13:59:56.102
4 -	46.629	67.9	1:11.689	56.2	35.405	80.5	2:33.723		56.98	3.167	14:02:29.825
5 -	45.578	***71.6***	1:09.179	53.7	35.799	77.5	***2:30.556***	**(1)**	***58.18***		***14:05:00.381***
6 -	46.479	69.7	1:10.759	49.4	36.372	83.1	2:33.610		57.02	3.054	14:07:33.991
7 -	***45.519***	67.0	1:10.001	54.9	36.900	77.9	2:32.420		57.47	1.864	14:10:06.411
8 -	45.769	67.7	1:08.655	53.7	36.187	80.5	2:30.611	**(2)**	58.16	0.055	14:12:37.022

Weather / Track : Sunny / Dry

Brands Hatch GP
Circuit Length = 2.4332 miles
Start: 13:52 Flag 14:12 End: 14:14

Legends of Brands Hatch Superprix

HGPCA Pre '61

RACE 2 - SECTOR ANALYSIS

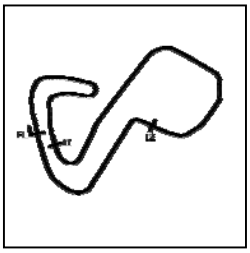

SECTOR 1 = FL to I1, SECTOR 2 = I1 to I2, SECTOR 3 = I2 to FL, DIFF = Difference To Personal Best Lap, P = Crossed Finish Line in Pit Lane, D = Time Disallowed

P13 73 2 Tom DARK Bugatti T73C

IDEAL LAP TIME : 1:49.669 BEST LAP TIME : 1:50.268 DIFFERENCE : 0.599

LAP	SECTOR 1		SECTOR 2		SECTOR 3		LAP TIME		MPH	DIFF	TIME OF DAY
1 -		86.8	52.453	68.2	27.923	***118.7***	2:01.687	**(3)**	71.98	11.419	13:54:16.057
2 -	***34.890***	***90.0***	49.872	73.7	***25.506***	117.5	***1:50.268***	**(1)**	***79.44***		***13:56:06.325***
3 -	35.832	86.3	***49.273***	***74.5***	26.173	117.3	1:51.278	**(2)**	78.72	1.010	13:57:57.603

P14 8 7a Malcolm COOK Connaught C8

IDEAL LAP TIME : 1:58.324 BEST LAP TIME : 1:59.418 DIFFERENCE : 1.094

LAP	SECTOR 1		SECTOR 2		SECTOR 3		LAP TIME		MPH	DIFF	TIME OF DAY
1 -		79.3	55.067	***71.7***	***27.218***	***103.7***	2:11.669	**(2)**	66.52	12.251	13:54:26.039
2 -	***37.225***	***86.4***	***53.881***	71.6	28.312	100.0	***1:59.418***	**(1)**	***73.35***		***13:56:25.457***

Weather / Track : Sunny / Dry

Brands Hatch GP
Circuit Length = 2.4332 miles
Start: 13:52 Flag 14:12 End: 14:14

Legends of Brands Hatch Superprix

HGPCA Pre '61

RACE 2 - BEST SECTORS

SECTOR 1				SECTOR 2				SECTOR 3				IDEAL / BEST COMPARISON					
POS	NO	NAME	TIME	NO	NAME	TIME	NO	NAME	TIME	POS	NO	NAME	IDEAL	BEST	DIFF
												PERFECT LAP	1:46.434		
1	38	WILSON	33.871	38	WILSON	47.716	38	WILSON	24.847	1	38	WILSON	1:46.434	1:46.817	0.383
2	19	GRANT	34.718	2	JOLLEY	48.586	73	DARK	25.506	2	2	JOLLEY	1:49.091	1:49.429	0.338
3	2	JOLLEY	34.788	73	DARK	49.273	2	JOLLEY	25.717	3	73	DARK	1:49.669	1:50.268	0.599
4	73	DARK	34.890	22	HART	49.652	248	LEHR	25.864	4	248	LEHR	1:50.591	1:50.688	0.097
5	248	LEHR	34.963	248	LEHR	49.764	22	HART	26.083	5	22	HART	1:50.843	1:51.207	0.364
6	60	HANN	35.011	19	GRANT	49.896	16	MCCABE	26.569	6	19	GRANT	1:51.438	1:51.769	0.331
7	21	NUTHALL	35.100	21	NUTHALL	50.279	21	NUTHALL	26.690	7	21	NUTHALL	1:52.069	1:52.306	0.237
8	22	HART	35.108	33	PHILLIPS	50.604	19	GRANT	26.824	8	33	PHILLIPS	1:53.051	1:53.145	0.094
9	33	PHILLIPS	35.404	60	HANN	51.600	60	HANN	26.949	9	60	HANN	1:53.560	1:53.855	0.295
10	32	PLANTE	35.598	36	STAES	51.788	33	PHILLIPS	27.043	10	36	STAES	1:55.403	1:55.537	0.134
11	36	STAES	36.276	32	PLANTE	52.535	8	COOK	27.218	11	32	PLANTE	1:55.505	1:56.411	0.906
12	16	MCCABE	36.551	16	MCCABE	52.542	36	STAES	27.339	12	16	MCCABE	1:55.662	1:56.008	0.346
13	8	COOK	37.225	8	COOK	53.881	32	PLANTE	27.372	13	8	COOK	1:58.324	1:59.418	1.094
14	12	GILLETT	45.519	12	GILLETT	1:07.948	12	GILLETT	34.690	14	12	GILLETT	2:28.157	2:30.556	2.399

Weather / Track : Sunny / Dry

Brands Hatch GP
Circuit Length = 2.4332 miles
Start: 13:52 Flag 14:12 End: 14:14

Results can be found at www.tsl-timing.com

Printed - 14:17 Saturday, 29 June 2019

Legends of Brands Hatch Superprix

HGPCA Pre '61

RACE 2 - BEST SPEEDS

	INTERMEDIATE 1			INTERMEDIATE 2			FINISH LINE		
POS	NO	NAME	MPH	NO	NAME	MPH	NO	NAME	MPH
1	**2**	JOLLEY	**92.8**	**38**	WILSON	**81.3**	**248**	LEHR	**123.1**
2	**38**	WILSON	**91.0**	**60**	HANN	**79.9**	**2**	JOLLEY	**122.9**
3	**22**	HART	**90.5**	**2**	JOLLEY	**77.7**	**73**	DARK	**118.7**
4	**73**	DARK	**90.0**	**19**	GRANT	**77.4**	**22**	HART	**118.3**
5	**21**	NUTHALL	**88.8**	**32**	PLANTE	**76.9**	**38**	WILSON	**116.3**
6	**60**	HANN	**88.4**	**21**	NUTHALL	**76.8**	**16**	MCCABE	**112.9**
7	**248**	LEHR	**88.1**	**248**	LEHR	**76.3**	**21**	NUTHALL	**110.7**
8	**33**	PHILLIPS	**87.7**	**73**	DARK	**74.5**	**33**	PHILLIPS	**108.4**
9	**8**	COOK	**86.4**	**33**	PHILLIPS	**74.3**	**19**	GRANT	**108.2**
10	**19**	GRANT	**85.8**	**16**	MCCABE	**74.3**	**60**	HANN	**107.8**
11	**16**	MCCABE	**85.5**	**22**	HART	**73.6**	**36**	STAES	**106.8**
12	**32**	PLANTE	**85.1**	**8**	COOK	**71.7**	**32**	PLANTE	**104.3**
13	**36**	STAES	**82.2**	**36**	STAES	**70.7**	**8**	COOK	**103.7**
14	**12**	GILLETT	**71.6**	**12**	GILLETT	**57.1**	**12**	GILLETT	**85.7**

Weather / Track : Sunny / Dry

Brands Hatch GP
Circuit Length = 2.4332 miles
Start: 13:52 Flag 14:12 End: 14:14

Results can be found at www.tsl-timing.com

Printed - 14:18 Saturday, 29 June 2019

Legends of Brands Hatch Superprix

HGPCA Pre '61

RACE 2 - STATISTICS

Competitors Started	14
Planned Start	2019-06-29 @ 13:50:00.000
Actual Start	2019-06-29 @ 13:52:14.369
Finish Time	2019-06-29 @ 14:12:28.434
Track Length	2.4332mi.
Total Laps	134
Total Distance Covered	326.0608mi.

Session Fastest Lap History

NO	CL	NAME	LAP TIME	TIME OF DAY	LAP	VEHICLE
38	7a	**Richard WILSON**	**2:00.285**	13:54:14.680	1	Ferrari Dino BR01
38	7a	**Richard WILSON**	**1:51.115**	13:56:05.792	2	Ferrari Dino BR01
73	2	**Tom DARK**	**1:50.268**	13:56:06.348	2	Bugatti T73C
38	7a	**Richard WILSON**	**1:49.354**	13:57:55.148	3	Ferrari Dino BR01
38	7a	**Richard WILSON**	**1:48.719**	14:01:33.599	5	Ferrari Dino BR01
38	7a	**Richard WILSON**	**1:48.298**	14:03:21.897	6	Ferrari Dino BR01
38	7a	**Richard WILSON**	**1:47.209**	14:05:09.106	7	Ferrari Dino BR01
38	7a	**Richard WILSON**	**1:46.817**	14:08:44.026	9	Ferrari Dino BR01

Session Leader History

NO	CL	NAME	FROM LAP	LAPS LED	DISTANCE	VEHICLE
38	7a	**Richard WILSON**	1	11	26.76 miles	Ferrari Dino BR01

Flag History

TYPE	TIME OF DAY
GREEN	13:52:14.369
FINISH	14:12:28.434

Flag Statistics

TYPE	COUNT	TOTAL LAPS	TOTAL TIME
Green	1	11	22:03.959
Red	0	0	0.000
Safety Car	0	0	0.000
FCY	0	0	0.000

Brands Hatch GP
Circuit Length = 2.4332 miles
Start: 13:52 Flag 14:12 End: 14:14

Weather / Track : Sunny / Dry

These results are provisional until the conclusion of any judicial and technical matters.

Clerk Of Course : Julian Floyd		Timekeeper : Nick Palmer

Legends of Brands Hatch Superprix

HGPCA Pre '61

RACE 2 - STATISTICS

CLASS : 1

1 Starters

Fastest Lap History

NO	NAME	LAP TIME	TIME OF DAY	LAP	VEHICLE
12	**John GILLETT**	**2:34.999**	13:54:49.381	1	MG K3
12	**John GILLETT**	**2:31.865**	13:57:21.246	2	MG K3
12	**John GILLETT**	**2:30.556**	14:05:00.394	5	MG K3

Leader History

NO	NAME	FROM LAP	LAPS LED	DISTANCE	VEHICLE
12	**John GILLETT**	1	8	19.46 miles	MG K3

Brands Hatch GP
Circuit Length = 2.4332 miles
Start: 13:52 Flag 14:12 End: 14:14

Weather / Track : Sunny / Dry

These results are provisional until the conclusion of any judicial and technical matters.

Clerk Of Course : Julian Floyd		Timekeeper : Nick Palmer

Legends of Brands Hatch Superprix

HGPCA Pre '61

RACE 2 - STATISTICS

CLASS : 2

1 Starters

Fastest Lap History

NO	NAME	LAP TIME	TIME OF DAY	LAP	VEHICLE
73	**Tom DARK**	**2:01.687**	13:54:16.079	1	Bugatti T73C
73	**Tom DARK**	**1:50.268**	13:56:06.348	2	Bugatti T73C

Leader History

NO	NAME	FROM LAP	LAPS LED	DISTANCE	VEHICLE
73	**Tom DARK**	1	3	7.29 miles	Bugatti T73C

Brands Hatch GP

Weather / Track : Sunny / Dry

Circuit Length = 2.4332 miles

These results are provisional until the conclusion of any judicial and technical matters.

Start: 13:52 Flag 14:12 End: 14:14

Clerk Of Course : Julian Floyd		Timekeeper : Nick Palmer

Legends of Brands Hatch Superprix

HGPCA Pre '61

RACE 2 - STATISTICS

CLASS : 5

5 Starters

Fastest Lap History

NO	NAME	LAP TIME	TIME OF DAY	LAP	VEHICLE
21	**Ian NUTHALL**	**2:02.934**	13:54:17.304	1	Alta F2
21	**Ian NUTHALL**	**1:54.786**	13:56:12.109	2	Alta F2
21	**Ian NUTHALL**	**1:53.160**	13:58:05.268	3	Alta F2
21	**Ian NUTHALL**	**1:52.913**	13:59:58.180	4	Alta F2
21	**Ian NUTHALL**	**1:52.306**	14:03:43.412	6	Alta F2
19	**Paul GRANT**	**1:52.277**	14:03:47.128	6	Cooper Bristol Mk2
19	**Paul GRANT**	**1:52.208**	14:05:39.336	7	Cooper Bristol Mk2
19	**Paul GRANT**	**1:51.769**	14:11:15.978	10	Cooper Bristol Mk2

Leader History

NO	NAME	FROM LAP	LAPS LED	DISTANCE	VEHICLE
21	**Ian NUTHALL**	1	11	26.76 miles	Alta F2

Brands Hatch GP

Weather / Track : Sunny / Dry

Circuit Length = 2.4332 miles

These results are provisional until the conclusion of any judicial and technical matters.

Start: 13:52 Flag 14:12 End: 14:14

Clerk Of Course : Julian Floyd		Timekeeper : Nick Palmer

Legends of Brands Hatch Superprix

HGPCA Pre '61

RACE 2 - STATISTICS

CLASS : 6

2 Starters

Fastest Lap History

NO	NAME	LAP TIME	TIME OF DAY	LAP	VEHICLE
22	**Steve HART**	**2:02.055**	13:54:16.492	1	Maserati 250F CM7
22	**Steve HART**	**1:51.852**	13:56:08.344	2	Maserati 250F CM7
248	**Klaus LEHR**	**1:51.324**	14:03:40.464	6	Maserati 250F CM5
22	**Steve HART**	**1:51.207**	14:05:30.425	7	Maserati 250F CM7
248	**Klaus LEHR**	**1:50.688**	14:09:15.136	9	Maserati 250F CM5

Leader History

NO	NAME	FROM LAP	LAPS LED	DISTANCE	VEHICLE
22	**Steve HART**	1	11	26.76 miles	Maserati 250F CM7

Brands Hatch GP
Circuit Length = 2.4332 miles
Start: 13:52 Flag 14:12 End: 14:14

Weather / Track : Sunny / Dry

These results are provisional until the conclusion of any judicial and technical matters.

Clerk Of Course : Julian Floyd		Timekeeper : Nick Palmer

Legends of Brands Hatch Superprix

HGPCA Pre '61

RACE 2 - STATISTICS

CLASS : 7a

3 Starters

Fastest Lap History

NO	NAME	LAP TIME	TIME OF DAY	LAP	VEHICLE
38	**Richard WILSON**	**2:00.285**	13:54:14.680	1	Ferrari Dino BR01
38	**Richard WILSON**	**1:51.115**	13:56:05.792	2	Ferrari Dino BR01
38	**Richard WILSON**	**1:49.354**	13:57:55.148	3	Ferrari Dino BR01
38	**Richard WILSON**	**1:48.719**	14:01:33.599	5	Ferrari Dino BR01
38	**Richard WILSON**	**1:48.298**	14:03:21.897	6	Ferrari Dino BR01
38	**Richard WILSON**	**1:47.209**	14:05:09.106	7	Ferrari Dino BR01
38	**Richard WILSON**	**1:46.817**	14:08:44.026	9	Ferrari Dino BR01

Leader History

NO	NAME	FROM LAP	LAPS LED	DISTANCE	VEHICLE
38	**Richard WILSON**	1	11	26.76 miles	Ferrari Dino BR01

Brands Hatch GP

Weather / Track : Sunny / Dry

Circuit Length = 2.4332 miles

These results are provisional until the conclusion of any judicial and technical matters.

Start: 13:52 Flag 14:12 End: 14:14

Clerk Of Course : Julian Floyd		Timekeeper : Nick Palmer

Legends of Brands Hatch Superprix

HGPCA Pre '61

RACE 2 - STATISTICS

CLASS : 7c

1 Starters

Fastest Lap History

NO	NAME	LAP TIME	TIME OF DAY	LAP	VEHICLE
60	**Elliott HANN**	**2:09.554**	13:54:23.938	1	Cooper T41
60	**Elliott HANN**	**1:57.759**	13:56:21.696	2	Cooper T41
60	**Elliott HANN**	**1:57.296**	14:00:18.085	4	Cooper T41
60	**Elliott HANN**	**1:53.855**	14:06:08.489	7	Cooper T41

Leader History

NO	NAME	FROM LAP	LAPS LED	DISTANCE	VEHICLE
60	**Elliott HANN**	1	11	26.76 miles	Cooper T41

Brands Hatch GP

Weather / Track : Sunny / Dry

Circuit Length = 2.4332 miles

These results are provisional until the conclusion of any judicial and technical matters.

Start: 13:52 Flag 14:12 End: 14:14

Clerk Of Course : Julian Floyd		Timekeeper : Nick Palmer

Legends of Brands Hatch Superprix

HGPCA Pre '61

RACE 2 - STATISTICS

CLASS : 8

1 Starters

Fastest Lap History

NO	NAME	LAP TIME	TIME OF DAY	LAP	VEHICLE
2	**Rod JOLLEY**	**2:00.938**	13:54:15.362	1	Lister Jaguar
2	**Rod JOLLEY**	**1:51.776**	13:56:07.136	2	Lister Jaguar
2	**Rod JOLLEY**	**1:51.014**	13:57:58.150	3	Lister Jaguar
2	**Rod JOLLEY**	**1:50.709**	13:59:48.862	4	Lister Jaguar
2	**Rod JOLLEY**	**1:50.431**	14:01:39.289	5	Lister Jaguar
2	**Rod JOLLEY**	**1:49.429**	14:09:02.195	9	Lister Jaguar

Leader History

NO	NAME	FROM LAP	LAPS LED	DISTANCE	VEHICLE
2	**Rod JOLLEY**	1	11	26.76 miles	Lister Jaguar

Brands Hatch GP

Weather / Track : Sunny / Dry

Circuit Length = 2.4332 miles

These results are provisional until the conclusion of any judicial and technical matters.

Start: 13:52 Flag 14:12 End: 14:14

Clerk Of Course : Julian Floyd		Timekeeper : Nick Palmer

Sheet No:

Legends of Brands Hatch Superprix

HGPCA Pre '61

RACE 9 - GRID (20 minutes)

ROW 7	13	8	Malcolm COOK		
				12	12	John GILLETT
ROW 6	11	32	Guy PLANTE		
				10	16	Charles MCCABE
ROW 5	9	36	Erik STAES		
				8	60	Elliott HANN
ROW 4	7	33	Chris PHILLIPS		
				6	19	Paul GRANT
ROW 3	5	21	Ian NUTHALL		
				4	248	Klaus LEHR
ROW 2	3	22	Steve HART		
				2	2	Rod JOLLEY
ROW 1	1	38	Richard WILSON		
			Pole		

Car 73 - withdrawn.

Brands Hatch GP
Circuit Length = 2.4332 miles

These results are provisional until the conclusion of any judicial and technical matters.

Clerk Of Course :		Timekeeper : Nick Palmer

Results can be found at www.tsl-timing.com

Printed - 09:46 Sunday, 30 June 2019

Sheet No:

Legends of Brands Hatch Superprix

HGPCA Pre '61

RACE 9 - CLASSIFICATION

POS	NO	CL	PIC	NAME	ENTRY	LAPS	TIME	GAP	DIFF	MPH	BEST	ON
1	**2**	8	*1*	Rod JOLLEY	Lister Jaguar	**12**	21:39.545			80.88	**1:46.446**	7
2	**38**	7a	*1*	Richard WILSON	Ferrari Dino BR01	**12**	21:41.454	**1.909**	1.909	80.76	**1:46.216**	5
3	**22**	6	*1*	Steve HART	Maserati 250F CM7	**12**	22:13.140	**33.595**	31.686	78.85	**1:49.567**	3
4	**21**	5	*1*	Ian NUTHALL	Alta F2	**12**	22:26.769	**47.224**	13.629	78.05	**1:50.449**	10
5	**19**	5	*2*	Paul GRANT	Cooper Bristol Mk2	**12**	22:27.468	**47.923**	0.699	78.01	**1:50.583**	11
6	**33**	5	*3*	Chris PHILLIPS	Cooper Bristol Mk2	**12**	22:45.332	**1:05.787**	17.864	76.99	**1:52.154**	3
7	**60**	7c	*1*	Elliott HANN	Cooper T41	**12**	22:47.136	**1:07.591**	1.804	76.88	**1:51.946**	12
8	**16**	7a	*2*	Charles MCCABE	BRM P25	**12**	23:13.650	**1:34.105**	26.514	75.42	**1:52.967**	6
9	**36**	5	*4*	Erik STAES	Cooper Bristol Mk2	**12**	23:15.234	**1:35.689**	1.584	75.34	**1:53.851**	12
10	**32**	5	*5*	Guy PLANTE	Cooper Bristol	**12**	23:24.833	**1:45.288**	9.599	74.82	**1:54.900**	6
11	**12**	1	*1*	John GILLETT	MG K3	**9**	22:31.601	**3 Laps**	3 Laps	58.32	**2:27.261**	5

FASTEST LAP

38	7a	Richard WILSON	Ferrari Dino BR01	**5**	1:46.216	82.47 mph	132.72 kph
2	8	Rod JOLLEY	Lister Jaguar	**7**	1:46.446	82.29 mph	132.43 kph
22	6	Steve HART	Maserati 250F CM7	**3**	1:49.567	79.94 mph	128.66 kph
21	5	Ian NUTHALL	Alta F2	**10**	1:50.449	79.31 mph	127.63 kph
60	7c	Elliott HANN	Cooper T41	**12**	1:51.946	78.25 mph	125.93 kph
12	1	John GILLETT	MG K3	**5**	2:27.261	59.48 mph	95.73 kph

Brands Hatch GP
Circuit Length = 2.4332 miles
Start: 11:30 Flag 11:52 End: 11:54

Weather / Track : Sunny / Dry

These results are provisional until the conclusion of any judicial and technical matters.

Clerk Of Course : Julian Floyd		Timekeeper : Nick Palmer

Results can be found at www.tsl-timing.com

Printed - 11:55 Sunday, 30 June 2019

Legends of Brands Hatch Superprix

HGPCA Pre '61

RACE 9 - LAP CHART

LAP 1		@ 11:32:36.362
NO	BEHIND	LAP TIME
2		1:55.957
38	0.645	1:56.602
22	2.072	1:58.029
21	4.407	2:00.364
19	5.145	2:01.102
33	6.371	2:02.328
60	7.891	2:03.848
32	10.106	2:06.063
36	10.788	2:06.745
16	11.251	2:07.208
12	43.137	2:39.094

LAP 2		@ 11:34:24.618
NO	BEHIND	LAP TIME
2		1:48.256
38	0.551	1:48.162
22	3.681	1:49.865
21	7.667	1:51.516
19	8.830	1:51.941
33	10.445	1:52.330
60	12.717	1:53.082
36	19.402	1:56.870
16	21.986	1:58.991
32	22.119	2:00.269
12	1:24.862	2:29.981

LAP 3		@ 11:36:11.617
NO	BEHIND	LAP TIME
2		1:46.999
38	0.628	1:47.076
22	6.249	1:49.567
21	11.773	1:51.105
19	12.991	1:51.160
33	15.600	1:52.154
60	18.864	1:53.146
36	30.071	1:57.668
16	30.321	1:55.334
32	32.595	1:57.475

LAP 4		@ 11:37:58.904
NO	BEHIND	LAP TIME
2		1:47.287
38	2.075	1:48.734
22	9.731	1:50.769
21	15.931	1:51.445
19	16.494	1:50.790
12	1 Lap	2:28.814
33	20.533	1:52.220
60	25.098	1:53.521
16	37.514	1:54.480
36	39.756	1:56.972
32	40.975	1:55.667

LAP 5		@ 11:39:45.889
NO	BEHIND	LAP TIME
2		1:46.985
38	1.306	1:46.216
22	13.602	1:50.856
21	20.556	1:51.610
19	21.017	1:51.508
33	26.296	1:52.748
60	33.259	1:55.146
16	47.089	1:56.560
36	49.196	1:56.425
32	49.959	1:55.969
12	1 Lap	2:30.763

Weather / Track : Sunny / Dry

Brands Hatch GP
Circuit Length = 2.4332 miles
Start: 11:30 Flag 11:52 End: 11:54

Legends of Brands Hatch Superprix

HGPCA Pre '61

RACE 9 - LAP CHART

LAP 6		@ 11:41:33.501	LAP 7		@ 11:43:19.947	LAP 8		@ 11:45:09.052	LAP 9		@ 11:46:57.062	LAP 10		@ 11:48:44.681
NO	BEHIND	LAP TIME	NO	BEHIND	LAP TIME	NO	BEHIND	LAP TIME	NO	BEHIND	LAP TIME	NO	BEHIND	LAP TIME
2		1:47.612	**2**		1:46.446	**38**		1:48.787	**2**		1:47.651	**2**		1:47.619
38	0.164	1:46.470	**38**	0.318	1:46.600	**2**	0.359	1:49.464	**38**	0.501	1:48.511	**38**	0.497	1:47.615
22	16.063	1:50.073	**22**	19.668	1:50.051	**22**	21.020	1:50.457	**22**	23.362	1:50.352	**22**	26.212	1:50.469
21	24.258	1:51.314	**19**	29.922	1:51.560	**19**	33.570	1:52.753	**19**	37.404	1:51.844	**21**	40.288	1:50.449
19	24.808	1:51.403	**21**	30.011	1:52.199	**21**	33.800	1:52.894	**21**	37.458	1:51.668	**19**	40.737	1:50.952
33	31.170	1:52.486	**33**	37.324	1:52.600	**12**	2 Laps	2:29.518	**33**	47.384	1:53.820	**33**	53.521	1:53.756
60	38.400	1:52.753	**60**	44.767	1:52.813	**33**	41.574	1:53.355	**60**	52.671	1:52.527	**60**	58.304	1:53.252
16	52.444	1:52.967	**16**	59.896	1:53.898	**60**	48.154	1:52.492	**16**	1:10.970	1:54.709	**16**	1:17.882	1:54.531
36	55.965	1:54.381	**36**	1:03.768	1:54.249	**16**	1:04.271	1:53.480	**12**	2 Laps	2:27.282	**36**	1:23.193	1:54.136
32	57.247	1:54.900	**32**	1:06.089	1:55.288	**36**	1:09.882	1:55.219	**36**	1:16.676	1:54.804	**32**	1:27.972	1:55.190
12	1 Lap	2:27.261				**32**	1:12.517	1:55.533	**32**	1:20.401	1:55.894			

Weather / Track : Sunny / Dry

Brands Hatch GP
Circuit Length = 2.4332 miles
Start: 11:30 Flag 11:52 End: 11:54

Legends of Brands Hatch Superprix

HGPCA Pre '61

RACE 9 - LAP CHART

LAP 11	@ 11:50:31.138	
NO	BEHIND	LAP TIME
2		1:46.457
38	2.162	1:48.122
12	3 Laps	2:29.542
22	30.611	1:50.856
21	44.396	1:50.565
19	44.863	1:50.583
33	1:01.127	1:54.063
60	1:04.457	1:52.610
16	1:26.692	1:55.267
36	1:30.650	1:53.914
32	1:37.345	1:55.830

LAP 12	@ 11:52:19.950	
NO	BEHIND	LAP TIME
2		1:48.812
38	1.909	1:48.559
22	33.595	1:51.796
21	47.224	1:51.640
19	47.923	1:51.872
12	3 Laps	2:29.346
33	1:05.787	1:53.472
60	1:07.591	1:51.946
16	1:34.105	1:56.225
36	1:35.689	1:53.851
32	1:45.288	1:56.755

Weather / Track : Sunny / Dry

Brands Hatch GP
Circuit Length = 2.4332 miles
Start: 11:30 Flag 11:52 End: 11:54

Legends of Brands Hatch Superprix

HGPCA Pre '61

RACE 9 - SECTOR ANALYSIS

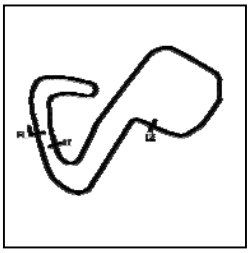

SECTOR 1 = FL to I1, SECTOR 2 = I1 to I2, SECTOR 3 = I2 to FL, DIFF = Difference To Personal Best Lap, P = Crossed Finish Line in Pit Lane, D = Time Disallowed

P1 2 8 Rod JOLLEY Lister Jaguar

IDEAL LAP TIME : 1:46.230 BEST LAP TIME : 1:46.446 DIFFERENCE : 0.216

LAP	SECTOR 1		SECTOR 2		SECTOR 3		LAP TIME	MPH	DIFF	TIME OF DAY
1 -		84.4	49.211	71.7	25.456	124.7	1:55.957	75.54	9.511	11:32:36.362
2 -	34.619	92.4	48.350	73.1	25.287	***126.6***	1:48.256	80.91	1.810	11:34:24.618
3 -	***33.827***	93.0	48.002	70.1	25.170	124.9	1:46.999	81.86	0.553	11:36:11.617
4 -	34.057	84.3	47.807	***79.5***	25.423	125.6	1:47.287	81.64	0.841	11:37:58.904
5 -	34.057	89.2	47.476	77.3	25.452	125.2	1:46.985 **(3)**	81.87	0.539	11:39:45.889
6 -	34.650	87.9	47.630	77.9	25.332	124.5	1:47.612	81.40	1.166	11:41:33.501
7 -	33.995	***93.4***	47.401	77.9	***25.050***	125.4	***1:46.446*** **(1)**	***82.29***		***11:43:19.947***
8 -	35.221	83.0	48.711	68.1	25.532	126.3	1:49.464	80.02	3.018	11:45:09.411
9 -	34.571	88.7	47.896	77.1	25.184	126.1	1:47.651	81.37	1.205	11:46:57.062
10 -	34.036	90.1	48.468	77.5	25.115	125.4	1:47.619	81.39	1.173	11:48:44.681
11 -	34.034	90.9	***47.353***	75.0	25.070	125.2	1:46.457 **(2)**	82.28	0.011	11:50:31.138
12 -	34.155	87.1	48.980	65.6	25.677	121.3	1:48.812	80.50	2.366	11:52:19.950

P2 38 7a Richard WILSON Ferrari Dino BR01

IDEAL LAP TIME : 1:46.037 BEST LAP TIME : 1:46.216 DIFFERENCE : 0.179

LAP	SECTOR 1		SECTOR 2		SECTOR 3		LAP TIME	MPH	DIFF	TIME OF DAY
1 -		80.5	49.451	75.2	25.392	117.9	1:56.602	75.12	10.386	11:32:37.007
2 -	34.643	89.7	48.401	73.2	25.118	***121.7***	1:48.162	80.98	1.946	11:34:25.169
3 -	34.142	88.7	47.817	76.0	25.117	120.9	1:47.076	81.80	0.860	11:36:12.245
4 -	33.879	89.2	49.611	78.2	25.244	119.4	1:48.734	80.56	2.518	11:38:00.979
5 -	33.861	90.8	***47.551***	79.0	***24.804***	119.1	***1:46.216*** **(1)**	***82.47***		***11:39:47.195***
6 -	***33.682***	91.8	47.607	77.8	25.181	118.1	1:46.470 **(2)**	82.27	0.254	11:41:33.665
7 -	34.079	***92.9***	47.651	***79.6***	24.870	120.2	1:46.600 **(3)**	82.17	0.384	11:43:20.265
8 -	34.415	87.8	48.834	71.0	25.538	114.1	1:48.787	80.52	2.571	11:45:09.052
9 -	34.229	90.9	48.965	75.9	25.317	112.7	1:48.511	80.72	2.295	11:46:57.563
10 -	33.869	92.5	48.320	77.8	25.426	116.5	1:47.615	81.39	1.399	11:48:45.178
11 -	33.912	91.0	48.184	67.6	26.026	107.2	1:48.122	81.01	1.906	11:50:33.300
12 -	34.464	88.8	48.623	77.4	25.472	101.3	1:48.559	80.69	2.343	11:52:21.859

P3 22 6 Steve HART Maserati 250F CM7

IDEAL LAP TIME : 1:49.181 BEST LAP TIME : 1:49.567 DIFFERENCE : 0.386

LAP	SECTOR 1		SECTOR 2		SECTOR 3		LAP TIME	MPH	DIFF	TIME OF DAY
1 -		79.3	49.647	70.5	25.737	120.0	1:58.029	74.21	8.462	11:32:38.434
2 -	35.286	85.1	***48.891***	68.7	***25.688***	***121.3***	1:49.865 **(2)**	79.73	0.298	11:34:28.299
3 -	***34.602***	88.5	49.006	71.8	25.959	117.7	***1:49.567*** **(1)**	***79.94***		***11:36:17.866***
4 -	35.172	89.4	49.351	71.3	26.246	118.3	1:50.769	79.08	1.202	11:38:08.635
5 -	35.211	89.4	49.609	72.1	26.036	118.3	1:50.856	79.02	1.289	11:39:59.491
6 -	35.044	90.9	49.083	70.8	25.946	118.9	1:50.073	79.58	0.506	11:41:49.564
7 -	34.960	89.8	49.098	72.2	25.993	117.9	1:50.051 **(3)**	79.59	0.484	11:43:39.615
8 -	34.796	87.1	49.563	72.7	26.098	118.5	1:50.457	79.30	0.890	11:45:30.072
9 -	35.273	89.8	49.073	69.1	26.006	118.3	1:50.352	79.38	0.785	11:47:20.424
10 -	35.362	***91.6***	49.045	***73.1***	26.062	117.3	1:50.469	79.29	0.902	11:49:10.893
11 -	35.789	87.9	49.058	72.7	26.009	117.5	1:50.856	79.02	1.289	11:51:01.749
12 -	35.394	88.3	49.942	68.9	26.460	104.8	1:51.796	78.35	2.229	11:52:53.545

P4 21 5 Ian NUTHALL Alta F2

IDEAL LAP TIME : 1:50.052 BEST LAP TIME : 1:50.449 DIFFERENCE : 0.397

LAP	SECTOR 1		SECTOR 2		SECTOR 3		LAP TIME	MPH	DIFF	TIME OF DAY
1 -		80.8	50.453	74.4	26.634	111.2	2:00.364	72.77	9.915	11:32:40.769
2 -	35.133	86.2	49.599	79.2	26.784	111.4	1:51.516	78.55	1.067	11:34:32.285
3 -	35.107	86.2	49.497	73.0	26.501	111.6	1:51.105 **(3)**	78.84	0.656	11:36:23.390
4 -	35.053	***87.6***	49.666	78.3	26.726	111.1	1:51.445	78.60	0.996	11:38:14.835
5 -	35.041	85.7	49.903	75.5	26.666	111.4	1:51.610	78.48	1.161	11:40:06.445
6 -	35.133	84.0	49.842	76.3	***26.339***	111.2	1:51.314	78.69	0.865	11:41:57.759
7 -	35.013	84.5	50.784	78.1	26.402	***112.0***	1:52.199	78.07	1.750	11:43:49.958
8 -	35.217	85.9	51.000	77.1	26.677	109.4	1:52.894	77.59	2.445	11:45:42.852
9 -	35.293	82.8	49.931	***79.4***	26.444	111.1	1:51.668	78.44	1.219	11:47:34.520

Weather / Track : Sunny / Dry

Brands Hatch GP
Circuit Length = 2.4332 miles
Start: 11:30 Flag 11:52 End: 11:54

Legends of Brands Hatch Superprix

HGPCA Pre '61

RACE 9 - SECTOR ANALYSIS

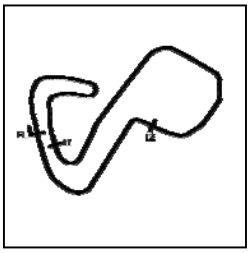

SECTOR 1 = FL to I1, SECTOR 2 = I1 to I2, SECTOR 3 = I2 to FL, DIFF = Difference To Personal Best Lap, P = Crossed Finish Line in Pit Lane, D = Time Disallowed

10 -	34.877	87.0	***49.020***	78.4	26.552	110.9	***1:50.449***	**(1)**	***79.31***		***11:49:24.969***
11 -	***34.693***	82.7	49.460	77.5	26.412	111.6	1:50.565	**(2)**	79.22	0.116	11:51:15.534
12 -	35.048	85.0	49.637	78.7	26.955	109.8	1:51.640		78.46	1.191	11:53:07.174

P5 19 5 Paul GRANT Cooper Bristol Mk2

IDEAL LAP TIME : 1:50.245 BEST LAP TIME : 1:50.583 DIFFERENCE : 0.338

LAP	SECTOR 1		SECTOR 2		SECTOR 3		LAP TIME		MPH	DIFF	TIME OF DAY
1 -		79.8	50.424	74.6	26.775	105.8	2:01.102		72.33	10.519	11:32:41.507
2 -	34.867	81.1	50.384	77.2	26.690	104.8	1:51.941		78.25	1.358	11:34:33.448
3 -	34.549	84.8	49.795	74.8	26.816	104.6	1:51.160		78.80	0.577	11:36:24.608
4 -	34.565	84.4	49.563	76.6	26.662	105.8	1:50.790	**(2)**	79.06	0.207	11:38:15.398
5 -	34.635	84.3	50.122	74.0	26.751	106.5	1:51.508		78.55	0.925	11:40:06.906
6 -	34.876	80.4	50.084	75.4	26.443	107.0	1:51.403		78.63	0.820	11:41:58.309
7 -	***34.483***	84.0	50.414	76.7	26.663	106.1	1:51.560		78.52	0.977	11:43:49.869
8 -	34.956	84.0	50.998	74.8	26.799	105.3	1:52.753		77.69	2.170	11:45:42.622
9 -	35.240	82.6	49.838	75.5	26.766	106.5	1:51.844		78.32	1.261	11:47:34.466
10 -	35.041	84.9	49.610	***80.8***	***26.301***	***108.7***	1:50.952	**(3)**	78.95	0.369	11:49:25.418
11 -	34.488	85.3	***49.461***	77.8	26.634	107.2	***1:50.583***	**(1)**	***79.21***		***11:51:16.001***
12 -	34.739	***85.9***	49.697	78.3	27.436	101.2	1:51.872		78.30	1.289	11:53:07.873

P6 33 5 Chris PHILLIPS Cooper Bristol Mk2

IDEAL LAP TIME : 1:51.985 BEST LAP TIME : 1:52.154 DIFFERENCE : 0.169

LAP	SECTOR 1		SECTOR 2		SECTOR 3		LAP TIME		MPH	DIFF	TIME OF DAY
1 -		81.0	50.954	76.0	26.834	110.0	2:02.328		71.60	10.174	11:32:42.733
2 -	35.174	83.9	50.343	75.1	26.813	***110.1***	1:52.330	**(3)**	77.98	0.176	11:34:35.063
3 -	***35.130***	86.3	***50.191***	75.4	26.833	110.0	***1:52.154***	**(1)**	***78.10***		***11:36:27.217***
4 -	35.287	86.3	50.230	***76.3***	26.703	109.4	1:52.220	**(2)**	78.05	0.066	11:38:19.437
5 -	35.727	86.2	50.357	76.0	***26.664***	109.2	1:52.748		77.69	0.594	11:40:12.185
6 -	35.285	83.1	50.495	75.2	26.706	109.1	1:52.486		77.87	0.332	11:42:04.671
7 -	35.636	86.2	50.225	74.5	26.739	109.4	1:52.600		77.79	0.446	11:43:57.271
8 -	35.703	85.8	50.784	73.0	26.868	108.9	1:53.355		77.27	1.201	11:45:50.626
9 -	36.440	84.7	50.495	73.9	26.885	109.1	1:53.820		76.96	1.666	11:47:44.446
10 -	36.093	***87.0***	50.737	72.3	26.926	108.7	1:53.756		77.00	1.602	11:49:38.202
11 -	36.496	85.1	50.617	75.4	26.950	108.4	1:54.063		76.79	1.909	11:51:32.265
12 -	35.993	83.6	50.434	74.3	27.045	103.7	1:53.472		77.19	1.318	11:53:25.737

P7 60 7c Elliott HANN Cooper T41

IDEAL LAP TIME : 1:51.856 BEST LAP TIME : 1:51.946 DIFFERENCE : 0.090

LAP	SECTOR 1		SECTOR 2		SECTOR 3		LAP TIME		MPH	DIFF	TIME OF DAY
1 -		80.1	52.027	79.0	26.983	108.0	2:03.848		70.73	11.902	11:32:44.253
2 -	35.290	87.2	51.136	79.2	26.656	108.7	1:53.082		77.46	1.136	11:34:37.335
3 -	35.395	***89.4***	50.970	76.2	26.781	108.9	1:53.146		77.42	1.200	11:36:30.481
4 -	35.241	89.3	51.326	74.4	26.954	109.8	1:53.521		77.16	1.575	11:38:24.002
5 -	35.897	85.2	52.126	73.7	27.123	108.2	1:55.146		76.07	3.200	11:40:19.148
6 -	35.206	87.0	50.881	77.4	26.666	109.4	1:52.753		77.69	0.807	11:42:11.901
7 -	35.445	87.3	50.683	77.9	26.685	109.1	1:52.813		77.64	0.867	11:44:04.714
8 -	35.042	88.5	50.730	76.5	26.720	109.1	1:52.492	**(2)**	77.87	0.546	11:45:57.206
9 -	***35.031***	88.8	50.806	***79.8***	26.690	109.6	1:52.527	**(3)**	77.84	0.581	11:47:49.733
10 -	35.392	86.1	51.033	77.8	26.827	108.7	1:53.252		77.34	1.306	11:49:42.985
11 -	35.199	87.6	50.817	75.9	26.594	109.2	1:52.610		77.78	0.664	11:51:35.595
12 -	35.121	88.6	***50.297***	79.2	***26.528***	***110.0***	***1:51.946***	**(1)**	***78.25***		***11:53:27.541***

P8 16 7a Charles MCCABE BRM P25

IDEAL LAP TIME : 1:52.747 BEST LAP TIME : 1:52.967 DIFFERENCE : 0.220

LAP	SECTOR 1		SECTOR 2		SECTOR 3		LAP TIME		MPH	DIFF	TIME OF DAY
1 -		73.1	53.281	69.9	26.777	112.9	2:07.208		68.86	14.241	11:32:47.613
2 -	37.078	80.9	54.174	68.5	27.739	112.0	1:58.991		73.61	6.024	11:34:46.604
3 -	36.425	79.6	52.283	69.2	26.626	109.2	1:55.334		75.95	2.367	11:36:41.938
4 -	36.797	77.9	51.596	72.7	26.087	116.1	1:54.480		76.51	1.513	11:38:36.418
5 -	***35.962***	81.5	53.902	66.9	26.696	118.1	1:56.560		75.15	3.593	11:40:32.978

Weather / Track : Sunny / Dry

Brands Hatch GP
Circuit Length = 2.4332 miles
Start: 11:30 Flag 11:52 End: 11:54

Legends of Brands Hatch Superprix

HGPCA Pre '61

RACE 9 - SECTOR ANALYSIS

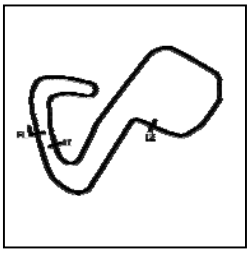

SECTOR 1 = FL to I1, SECTOR 2 = I1 to I2, SECTOR 3 = I2 to FL, DIFF = Difference To Personal Best Lap, P = Crossed Finish Line in Pit Lane, D = Time Disallowed

6 -	36.182	85.8	***50.764***	75.0	***26.021***	***119.8***	***1:52.967***	**(1)**	***77.54***		***11:42:25.945***
7 -	36.195	85.8	51.620	71.3	26.083	117.7	1:53.898	**(3)**	76.90	0.931	11:44:19.843
8 -	36.392	82.1	51.049	***75.8***	26.039	119.6	1:53.480	**(2)**	77.19	0.513	11:46:13.323
9 -	36.165	***86.3***	51.662	71.0	26.882	117.5	1:54.709		76.36	1.742	11:48:08.032
10 -	36.851	78.7	51.376	70.1	26.304	117.5	1:54.531		76.48	1.564	11:50:02.563
11 -	37.003	84.3	51.785	70.8	26.479	112.2	1:55.267		75.99	2.300	11:51:57.830
12 -	37.411	82.2	52.460	74.3	26.354	110.5	1:56.225		75.36	3.258	11:53:54.055

P9 36 5 Erik STAES Cooper Bristol Mk2

IDEAL LAP TIME : 1:53.595 BEST LAP TIME : 1:53.851 DIFFERENCE : 0.256

LAP	SECTOR 1		SECTOR 2		SECTOR 3		LAP TIME		MPH	DIFF	TIME OF DAY
1 -		78.9	52.832	68.1	27.612	105.0	2:06.745		69.11	12.894	11:32:47.150
2 -	36.558	78.2	52.475	66.8	27.837	107.7	1:56.870		74.95	3.019	11:34:44.020
3 -	36.760	73.9	53.304	67.2	27.604	106.3	1:57.668		74.44	3.817	11:36:41.688
4 -	36.564	79.5	53.093	68.7	27.315	107.8	1:56.972		74.88	3.121	11:38:38.660
5 -	36.520	79.7	52.826	70.2	27.079	108.2	1:56.425		75.24	2.574	11:40:35.085
6 -	35.864	81.2	51.514	72.0	27.003	108.4	1:54.381		76.58	0.530	11:42:29.466
7 -	***35.701***	78.9	51.627	72.1	***26.921***	108.4	1:54.249		76.67	0.398	11:44:23.715
8 -	36.101	78.6	51.870	68.9	27.248	108.2	1:55.219		76.02	1.368	11:46:18.934
9 -	36.080	78.3	51.434	71.0	27.290	108.2	1:54.804		76.30	0.953	11:48:13.738
10 -	35.721	***81.3***	51.150	70.6	27.265	107.7	1:54.136	**(3)**	76.74	0.285	11:50:07.874
11 -	35.732	80.3	51.019	***72.4***	27.163	108.5	1:53.914	**(2)**	76.89	0.063	11:52:01.788
12 -	35.743	78.3	***50.973***	71.0	27.135	***109.4***	***1:53.851***	**(1)**	***76.94***		***11:53:55.639***

P10 32 5 Guy PLANTE Cooper Bristol

IDEAL LAP TIME : 1:54.359 BEST LAP TIME : 1:54.900 DIFFERENCE : 0.541

LAP	SECTOR 1		SECTOR 2		SECTOR 3		LAP TIME		MPH	DIFF	TIME OF DAY
1 -		82.6	53.025	74.8	27.504	103.5	2:06.063		69.48	11.163	11:32:46.468
2 -	36.969	82.6	54.727	73.4	28.573	103.4	2:00.269		72.83	5.369	11:34:46.737
3 -	37.303	81.3	52.617	74.6	27.555	104.3	1:57.475		74.56	2.575	11:36:44.212
4 -	36.063	82.9	52.017	***77.8***	27.587	104.3	1:55.667		75.73	0.767	11:38:39.879
5 -	35.994	83.5	52.681	74.3	27.294	***106.5***	1:55.969		75.53	1.069	11:40:35.848
6 -	***35.410***	***84.7***	52.338	74.9	***27.152***	106.0	***1:54.900***	**(1)**	***76.23***		***11:42:30.748***
7 -	36.160	84.0	***51.797***	75.5	27.331	104.6	1:55.288	**(3)**	75.98	0.388	11:44:26.036
8 -	35.749	82.3	52.054	73.3	27.730	105.0	1:55.533		75.82	0.633	11:46:21.569
9 -	36.421	83.2	51.950	73.3	27.523	105.1	1:55.894		75.58	0.994	11:48:17.463
10 -	35.587	84.0	52.081	75.5	27.522	104.0	1:55.190	**(2)**	76.04	0.290	11:50:12.653
11 -	36.116	84.2	51.845	74.5	27.869	103.4	1:55.830		75.62	0.930	11:52:08.483
12 -	36.250	80.6	52.540	75.2	27.965	104.2	1:56.755		75.02	1.855	11:54:05.238

P11 12 1 John GILLETT MG K3

IDEAL LAP TIME : 2:26.343 BEST LAP TIME : 2:27.261 DIFFERENCE : 0.918

LAP	SECTOR 1		SECTOR 2		SECTOR 3		LAP TIME		MPH	DIFF	TIME OF DAY
1 -		67.3	1:10.134	50.6	34.897	82.4	2:39.094		55.06	11.833	11:33:19.499
2 -	45.276	66.9	1:09.557	51.2	35.148	***87.6***	2:29.981		58.40	2.720	11:35:49.480
3 -	44.485	64.5	1:08.550	52.5	35.779	83.8	2:28.814	**(3)**	58.86	1.553	11:38:18.294
4 -	46.420	66.3	1:09.897	51.5	***34.446***	85.9	2:30.763		58.10	3.502	11:40:49.057
5 -	44.550	65.6	***1:07.630***	53.7	35.081	82.9	***2:27.261***	**(1)**	***59.48***		***11:43:16.318***
6 -	44.905	62.9	1:09.012	***55.6***	35.601	82.3	2:29.518		58.58	2.257	11:45:45.836
7 -	***44.267***	***68.2***	1:07.828	53.6	35.187	84.8	2:27.282	**(2)**	59.47	0.021	11:48:13.118
8 -	45.519	66.9	1:08.140	51.3	35.883	82.9	2:29.542		58.57	2.281	11:50:42.660
9 -	45.059	61.8	1:08.020	***55.6***	36.267	83.6	2:29.346		58.65	2.085	11:53:12.006

Weather / Track : Sunny / Dry

Brands Hatch GP
Circuit Length = 2.4332 miles
Start: 11:30 Flag 11:52 End: 11:54

Legends of Brands Hatch Superprix

HGPCA Pre '61

RACE 9 - BEST SECTORS

SECTOR 1				SECTOR 2				SECTOR 3				IDEAL / BEST COMPARISON					
POS	NO	NAME	TIME	NO	NAME	TIME	NO	NAME	TIME	POS	NO	NAME	IDEAL	BEST	DIFF
												PERFECT LAP	1:45.839		
1	38	WILSON	33.682	2	JOLLEY	47.353	38	WILSON	24.804	1	38	WILSON	1:46.037	1:46.216	0.179
2	2	JOLLEY	33.827	38	WILSON	47.551	2	JOLLEY	25.050	2	2	JOLLEY	1:46.230	1:46.446	0.216
3	19	GRANT	34.483	22	HART	48.891	22	HART	25.688	3	22	HART	1:49.181	1:49.567	0.386
4	22	HART	34.602	21	NUTHALL	49.020	16	MCCABE	26.021	4	21	NUTHALL	1:50.052	1:50.449	0.397
5	21	NUTHALL	34.693	19	GRANT	49.461	19	GRANT	26.301	5	19	GRANT	1:50.245	1:50.583	0.338
6	60	HANN	35.031	33	PHILLIPS	50.191	21	NUTHALL	26.339	6	60	HANN	1:51.856	1:51.946	0.090
7	33	PHILLIPS	35.130	60	HANN	50.297	60	HANN	26.528	7	33	PHILLIPS	1:51.985	1:52.154	0.169
8	32	PLANTE	35.410	16	MCCABE	50.764	33	PHILLIPS	26.664	8	16	MCCABE	1:52.747	1:52.967	0.220
9	36	STAES	35.701	36	STAES	50.973	36	STAES	26.921	9	36	STAES	1:53.595	1:53.851	0.256
10	16	MCCABE	35.962	32	PLANTE	51.797	32	PLANTE	27.152	10	32	PLANTE	1:54.359	1:54.900	0.541
11	12	GILLETT	44.267	12	GILLETT	1:07.630	12	GILLETT	34.446	11	12	GILLETT	2:26.343	2:27.261	0.918

Weather / Track : Sunny / Dry

Brands Hatch GP
Circuit Length = 2.4332 miles
Start: 11:30 Flag 11:52 End: 11:54

Results can be found at www.tsl-timing.com

Printed - 11:57 Sunday, 30 June 2019

Legends of Brands Hatch Superprix

HGPCA Pre '61

RACE 9 - BEST SPEEDS

	INTERMEDIATE 1			INTERMEDIATE 2			FINISH LINE		
POS	NO	NAME	MPH	NO	NAME	MPH	NO	NAME	MPH
1	**2**	JOLLEY	**93.4**	**19**	GRANT	**80.8**	**2**	JOLLEY	**126.6**
2	**38**	WILSON	**92.9**	**60**	HANN	**79.8**	**38**	WILSON	**121.7**
3	**22**	HART	**91.6**	**38**	WILSON	**79.6**	**22**	HART	**121.3**
4	**60**	HANN	**89.4**	**2**	JOLLEY	**79.5**	**16**	MCCABE	**119.8**
5	**21**	NUTHALL	**87.6**	**21**	NUTHALL	**79.4**	**21**	NUTHALL	**112.0**
6	**33**	PHILLIPS	**87.0**	**32**	PLANTE	**77.8**	**33**	PHILLIPS	**110.1**
7	**16**	MCCABE	**86.3**	**33**	PHILLIPS	**76.3**	**60**	HANN	**110.0**
8	**19**	GRANT	**85.9**	**16**	MCCABE	**75.8**	**36**	STAES	**109.4**
9	**32**	PLANTE	**84.7**	**22**	HART	**73.1**	**19**	GRANT	**108.7**
10	**36**	STAES	**81.3**	**36**	STAES	**72.4**	**32**	PLANTE	**106.5**
11	**12**	GILLETT	**68.2**	**12**	GILLETT	**55.6**	**12**	GILLETT	**87.6**

Weather / Track : Sunny / Dry

Brands Hatch GP
Circuit Length = 2.4332 miles
Start: 11:30 Flag 11:52 End: 11:54

Results can be found at www.tsl-timing.com

Printed - 11:56 Sunday, 30 June 2019

Legends of Brands Hatch Superprix

HGPCA Pre '61

RACE 9 - STATISTICS

Competitors Started	11
Planned Start	2019-06-30 @ 11:30:00.000
Actual Start	2019-06-30 @ 11:30:40.405
Finish Time	2019-06-30 @ 11:52:19.264
Track Length	2.4332mi.
Total Laps	129
Total Distance Covered	313.8943mi.

Session Fastest Lap History

NO	CL	NAME	LAP TIME	TIME OF DAY	LAP	VEHICLE
2	8	**Rod JOLLEY**	**1:55.957**	11:32:36.413	1	Lister Jaguar
2	8	**Rod JOLLEY**	**1:48.256**	11:34:24.665	2	Lister Jaguar
38	7a	**Richard WILSON**	**1:48.162**	11:34:25.189	2	Ferrari Dino BR01
2	8	**Rod JOLLEY**	**1:46.999**	11:36:11.668	3	Lister Jaguar
2	8	**Rod JOLLEY**	**1:46.985**	11:39:45.939	5	Lister Jaguar
38	7a	**Richard WILSON**	**1:46.216**	11:39:47.217	5	Ferrari Dino BR01

Session Leader History

NO	CL	NAME	FROM LAP	LAPS LED	DISTANCE	VEHICLE
2	8	**Rod JOLLEY**	1	7	17.03 miles	Lister Jaguar
38	7a	**Richard WILSON**	8	1	2.43 miles	Ferrari Dino BR01
2	8	**Rod JOLLEY**	9	4	9.73 miles	Lister Jaguar

Flag History

TYPE	TIME OF DAY
GREEN	11:30:40.405
FINISH	11:52:19.264

Flag Statistics

TYPE	COUNT	TOTAL LAPS	TOTAL TIME
Green	1	12	23:28.743
Red	0	0	0.000
Safety Car	0	0	0.000
FCY	0	0	0.000

Brands Hatch GP
Circuit Length = 2.4332 miles
Start: 11:30 Flag 11:52 End: 11:54

Weather / Track : Sunny / Dry

These results are provisional until the conclusion of any judicial and technical matters.

Clerk Of Course : Julian Floyd		Timekeeper : Nick Palmer

Legends of Brands Hatch Superprix

HGPCA Pre '61

RACE 9 - STATISTICS

CLASS : 1

1 Starters

Fastest Lap History

NO	NAME	LAP TIME	TIME OF DAY	LAP	VEHICLE
12	**John GILLETT**	**2:39.094**	11:33:19.511	1	MG K3
12	**John GILLETT**	**2:29.981**	11:35:49.491	2	MG K3
12	**John GILLETT**	**2:28.814**	11:38:18.305	3	MG K3
12	**John GILLETT**	**2:27.261**	11:43:16.330	5	MG K3

Leader History

NO	NAME	FROM LAP	LAPS LED	DISTANCE	VEHICLE
12	**John GILLETT**	1	9	21.89 miles	MG K3

Brands Hatch GP

Weather / Track : Sunny / Dry

Circuit Length = 2.4332 miles

These results are provisional until the conclusion of any judicial and technical matters.

Start: 11:30 Flag 11:52 End: 11:54

Clerk Of Course : Julian Floyd		Timekeeper : Nick Palmer

Legends of Brands Hatch Superprix

HGPCA Pre '61

RACE 9 - STATISTICS

CLASS : 5

5 Starters

Fastest Lap History

NO	NAME	LAP TIME	TIME OF DAY	LAP	VEHICLE
21	**Ian NUTHALL**	**2:00.364**	11:32:40.787	1	Alta F2
21	**Ian NUTHALL**	**1:51.516**	11:34:32.303	2	Alta F2
21	**Ian NUTHALL**	**1:51.105**	11:36:23.407	3	Alta F2
19	**Paul GRANT**	**1:50.790**	11:38:15.409	4	Cooper Bristol Mk2
21	**Ian NUTHALL**	**1:50.449**	11:49:24.987	10	Alta F2

Leader History

NO	NAME	FROM LAP	LAPS LED	DISTANCE	VEHICLE
21	**Ian NUTHALL**	1	6	14.59 miles	Alta F2
19	**Paul GRANT**	7	3	7.29 miles	Cooper Bristol Mk2
21	**Ian NUTHALL**	10	3	7.29 miles	Alta F2

Brands Hatch GP
Circuit Length = 2.4332 miles
Start: 11:30 Flag 11:52 End: 11:54

Weather / Track : Sunny / Dry

These results are provisional until the conclusion of any judicial and technical matters.

Clerk Of Course : Julian Floyd		Timekeeper : Nick Palmer

Legends of Brands Hatch Superprix

HGPCA Pre '61

RACE 9 - STATISTICS

CLASS : 6

1 Starters

Fastest Lap History

NO	NAME	LAP TIME	TIME OF DAY	LAP	VEHICLE
22	**Steve HART**	**1:58.029**	11:32:38.499	1	Maserati 250F CM7
22	**Steve HART**	**1:49.865**	11:34:28.365	2	Maserati 250F CM7
22	**Steve HART**	**1:49.567**	11:36:17.935	3	Maserati 250F CM7

Leader History

NO	NAME	FROM LAP	LAPS LED	DISTANCE	VEHICLE
22	**Steve HART**	1	12	29.19 miles	Maserati 250F CM7

Brands Hatch GP
Circuit Length = 2.4332 miles
Start: 11:30 Flag 11:52 End: 11:54

Weather / Track : Sunny / Dry

These results are provisional until the conclusion of any judicial and technical matters.

Clerk Of Course : Julian Floyd		Timekeeper : Nick Palmer

Legends of Brands Hatch Superprix

HGPCA Pre '61

RACE 9 - STATISTICS

CLASS : 7a

2 Starters

Fastest Lap History

NO	NAME	LAP TIME	TIME OF DAY	LAP	VEHICLE
38	**Richard WILSON**	**1:56.602**	11:32:37.028	1	Ferrari Dino BR01
38	**Richard WILSON**	**1:48.162**	11:34:25.189	2	Ferrari Dino BR01
38	**Richard WILSON**	**1:47.076**	11:36:12.265	3	Ferrari Dino BR01
38	**Richard WILSON**	**1:46.216**	11:39:47.217	5	Ferrari Dino BR01

Leader History

NO	NAME	FROM LAP	LAPS LED	DISTANCE	VEHICLE
38	**Richard WILSON**	1	12	29.19 miles	Ferrari Dino BR01

Brands Hatch GP

Weather / Track : Sunny / Dry

Circuit Length = 2.4332 miles

These results are provisional until the conclusion of any judicial and technical matters.

Start: 11:30 Flag 11:52 End: 11:54

Clerk Of Course : Julian Floyd		Timekeeper : Nick Palmer

Legends of Brands Hatch Superprix

HGPCA Pre '61

RACE 9 - STATISTICS

CLASS : 7c

1 Starters

Fastest Lap History

NO	NAME	LAP TIME	TIME OF DAY	LAP	VEHICLE
60	**Elliott HANN**	**2:03.848**	11:32:44.267	1	Cooper T41
60	**Elliott HANN**	**1:53.082**	11:34:37.349	2	Cooper T41
60	**Elliott HANN**	**1:52.753**	11:42:11.914	6	Cooper T41
60	**Elliott HANN**	**1:52.492**	11:45:57.220	8	Cooper T41
60	**Elliott HANN**	**1:51.946**	11:53:27.555	12	Cooper T41

Leader History

NO	NAME	FROM LAP	LAPS LED	DISTANCE	VEHICLE
60	**Elliott HANN**	1	12	29.19 miles	Cooper T41

Brands Hatch GP

Weather / Track : Sunny / Dry

Circuit Length = 2.4332 miles

These results are provisional until the conclusion of any judicial and technical matters.

Start: 11:30 Flag 11:52 End: 11:54

Clerk Of Course : Julian Floyd		Timekeeper : Nick Palmer

Legends of Brands Hatch Superprix

HGPCA Pre '61

RACE 9 - STATISTICS

CLASS : 8

1 Starters

Fastest Lap History

NO	NAME	LAP TIME	TIME OF DAY	LAP	VEHICLE
2	**Rod JOLLEY**	**1:55.957**	11:32:36.413	1	Lister Jaguar
2	**Rod JOLLEY**	**1:48.256**	11:34:24.665	2	Lister Jaguar
2	**Rod JOLLEY**	**1:46.999**	11:36:11.668	3	Lister Jaguar
2	**Rod JOLLEY**	**1:46.985**	11:39:45.939	5	Lister Jaguar
2	**Rod JOLLEY**	**1:46.446**	11:43:19.995	7	Lister Jaguar

Leader History

NO	NAME	FROM LAP	LAPS LED	DISTANCE	VEHICLE
2	**Rod JOLLEY**	1	12	29.19 miles	Lister Jaguar

Brands Hatch GP

Weather / Track : Sunny / Dry

Circuit Length = 2.4332 miles

These results are provisional until the conclusion of any judicial and technical matters.

Start: 11:30 Flag 11:52 End: 11:54

Clerk Of Course : Julian Floyd		Timekeeper : Nick Palmer

Sheet No:

Legends of Brands Hatch Superprix

HSCC Thundersports

QUALIFYING - RACE 3 - CLASSIFICATION

POS	NO	CL	PIC	NAME	ENTRY	TIME	ON	LAPS	GAP	DIFF	MPH
1	**60**	SP3	1	**John BURTON**	Chevron B26	**1:28.874**	12	12			98.56
2	**8**	SP2	1	**Dean FORWARD**	McLaren M8F	**1:29.440**	8	8	**0.566**	0.566	97.94
3	**18**	SP3	2	**Tony SINCLAIR**	Lola T292	**1:31.337**	16	17	**2.463**	1.897	95.90
4	**98**	SP3	3	**WATTS / GIORDANELLI**	Lola T298	**1:31.346**	11	17	**2.472**	0.009	95.89
5	**14**	SP3	4	**John SPIERS**	Osella PA3	**1:32.048**	10	13	**3.174**	0.702	95.16
6	**71**	SP3	5	**Jonathan MITCHELL**	Chevron B19	**1:32.094**	11	11	**3.220**	0.046	95.11
7	**21**	SP3	6	**Robert PARKER**	Osella PA5	**1:32.679**	14	15	**3.805**	0.585	94.51
8	**34**	SP3	7	**Andrew SCHRYVER**	Chevron B26	**1:33.835**	8	8	**4.961**	1.156	93.35
9	**29**	SP3	8	**Mark RICHARDSON**	Lola T290	**1:34.194**	5	5	**5.320**	0.359	92.99
10	**96**	SP3	9	**H. DE SILVA / T. DE SILVA**	Taydec Mk3	**1:38.236**	3	16	**9.362**	4.042	89.17
11	**12**	S20	1	**Ross HYETT**	Tiga SC84	**1:39.205**	8	8	**10.331**	0.969	88.30
12	**32**	S20	2	**Chris SNOWDON**	Tiga SC79	**1:39.487**	4	4	**10.613**	0.282	88.05
13	**88**	SP3	10	**Kevin COOKE**	March 75S	**1:40.360**	7	7	**11.486**	0.873	87.28
14	**72**	S20	3	**Jonathan LOADER**	Tiga SC80	**1:40.445**	14	14	**11.571**	0.085	87.21
15	**17**	SP3	11	**Vic NUTTER**	Lola T296/7	**1:40.845**	9	11	**11.971**	0.400	86.86
16	**118**	SP1	1	**BARTELL / GRANT**	Elva 7S	**1:41.202**	16	16	**12.328**	0.357	86.55
17	**25**	S20	4	**Juerg TOBLER**	Royale S2000M	**1:41.461**	14	14	**12.587**	0.259	86.33
18	**38**	SP1	2	**Daryl TAYLOR**	Chevron B8	**1:42.045**	10	11	**13.171**	0.584	85.84
19	**75**	S20	5	**Neal STEVENSON**	Lola T492	**1:43.375**	14	17	**14.501**	1.330	84.73
20	**79**	S20	6	**Andreas FLOTH**	Lola T492	**1:43.786**	4	9	**14.912**	0.411	84.40
21	**46**	S20	7	**Trevor WELSH**	Lola T492	**1:44.042**	14	17	**15.168**	0.256	84.19
22	**57**	SP3	12	**Bruce BALCHIN**	Chevron B19	**1:44.048**	11	11	**15.174**	0.006	84.19
23	**42**	S20	8	**Andy CHITTENDEN**	Tiga SC87	**1:45.818**	11	13	**16.944**	1.770	82.78
24	**152**	S20	9	**Bruce CHAMBERS**	Lola T592	**1:46.658**	4	4	**17.784**	0.840	82.13
25	**26**	SP1	3	**George DOUGLAS**	Martin BM10	**1:57.778**	5	7	**28.904**	11.120	74.37

Brands Hatch GP
Circuit Length = 2.4332 miles
Start: 09:56 Flag 10:26 End: 10:28

Weather / Track : Sunny / Dry

These results are provisional until the conclusion of any judicial and technical matters.

Clerk Of Course : Julian Floyd		Timekeeper : Nick Palmer

Results can be found at www.tsl-timing.com

Printed - 10:28 Saturday, 29 June 2019

Sheet No:

Legends of Brands Hatch Superprix

HSCC Thundersports

QUALIFYING - RACE 3 - SECTOR ANALYSIS

SECTOR 1 = FL to I1, SECTOR 2 = I1 to I2, SECTOR 3 = I2 to FL, DIFF = Difference To Personal Best Lap, P = Crossed Finish Line in Pit Lane, D = Time Disallowed

P1 60 SP3 John BURTON — Chevron B26

IDEAL LAP TIME : 1:28.744 BEST LAP TIME : 1:28.874 DIFFERENCE : 0.130

LAP	SECTOR 1		SECTOR 2		SECTOR 3		LAP TIME		MPH	DIFF	TIME OF DAY
1 -	OUTLAP	98.2	49.329	82.1	23.210	128.3	1:49.127		80.27	20.253	09:58:21.231
2 -	30.145	106.3	44.172	84.2	22.007	128.8	1:36.324		90.94	7.450	09:59:57.555
3 -	29.000	108.9	41.728	***100.7***	21.595	130.5	1:32.323		94.88	3.449	10:01:29.878
4 -	28.899	108.9	41.271	92.5	21.517	131.0	1:31.687		95.54	2.813	10:03:01.565
5 -	28.966	105.5	40.991	87.2	IN PIT		4:03.285	**P**	36.00	2:34.411	10:07:04.850
6 -	OUTLAP	98.3	42.130	91.5	21.590	132.3	1:40.711		86.97	11.837	10:08:45.561
7 -	28.644	***111.2***	40.235	96.8	21.288	***132.8***	1:30.167	**(3)**	97.15	1.293	10:10:15.728
8 -	28.690	107.5	41.196	92.4	IN PIT		6:16.452	**P**	23.26	4:47.578	10:16:32.180
9 -	OUTLAP	93.5	43.324	80.7	23.267	126.1	1:44.657		83.70	15.783	10:18:16.837
10 -	29.024	108.2	41.756	70.5	23.010	130.0	1:33.790		93.39	4.916	10:19:50.627
11 -	28.791	104.6	39.943	96.0	***20.870***	131.8	1:29.604	**(2)**	97.76	0.730	10:21:20.231
12 -	***28.241***	111.1	***39.633***	97.2	21.000	132.6	***1:28.874***	**(1)**	***98.56***		***10:22:49.105***

P2 8 SP2 Dean FORWARD — McLaren M8F

IDEAL LAP TIME : 1:29.012 BEST LAP TIME : 1:29.440 DIFFERENCE : 0.428

LAP	SECTOR 1		SECTOR 2		SECTOR 3		LAP TIME		MPH	DIFF	TIME OF DAY
1 -	OUTLAP	84.5	46.728	85.0	21.814	146.5	1:54.091		76.77	24.651	10:00:15.950
2 -	32.222	98.6	42.039	78.3	21.999	148.1	1:36.260		91.00	6.820	10:01:52.210
3 -	29.552	***111.6***	***39.653***	86.2	21.922	148.7	1:31.127		96.12	1.687	10:03:23.337
4 -	29.068	110.1	40.182	***87.1***	20.890	150.1	1:30.140	**(2)**	97.18	0.700	10:04:53.477
5 -	29.122	107.5	42.359	60.7	24.673	105.5	1:36.154		91.10	6.714	10:06:29.631
6 -	33.600	100.0	43.551	66.9	22.451	149.7	1:39.602		87.94	10.162	10:08:09.233
7 -	***28.773***	109.6	41.183	84.4	21.033	***150.8***	1:30.989	**(3)**	96.27	1.549	10:09:40.222
8 -	28.933	100.1	39.921	86.3	***20.586***	147.4	***1:29.440***	**(1)**	***97.94***		***10:11:09.662***

P3 18 SP3 Tony SINCLAIR — Lola T292

IDEAL LAP TIME : 1:31.163 BEST LAP TIME : 1:31.337 DIFFERENCE : 0.174

LAP	SECTOR 1		SECTOR 2		SECTOR 3		LAP TIME		MPH	DIFF	TIME OF DAY
1 -	OUTLAP	95.5	46.946	75.0	23.395	131.0	1:51.411		78.62	20.074	09:58:35.964
2 -	32.608	93.0	43.803	79.8	22.719	132.3	1:39.130		88.36	7.793	10:00:15.094
3 -	31.637	102.9	42.993	85.2	22.389	132.8	1:37.019		90.28	5.682	10:01:52.113
4 -	30.622	104.2	42.407	85.9	22.039	133.6	1:35.068		92.14	3.731	10:03:27.181
5 -	30.742	104.8	42.076	81.7	22.509	132.8	1:35.327		91.89	3.990	10:05:02.508
6 -	30.066	104.0	42.277	87.9	22.321	132.8	1:34.664		92.53	3.327	10:06:37.172
7 -	30.191	107.3	42.304	83.6	22.354	133.6	1:34.849		92.35	3.512	10:08:12.021
8 -	30.346	106.1	41.569	89.1	22.346	133.4	1:34.261		92.93	2.924	10:09:46.282
9 -	29.817	105.3	41.680	87.4	22.020	133.9	1:33.517		93.67	2.180	10:11:19.799
10 -	29.987	102.1	43.589	85.4	IN PIT		4:29.927	**P**	32.45	2:58.590	10:15:49.726
11 -	OUTLAP	101.8	41.707	***91.9***	22.353	132.3	1:40.988		86.74	9.651	10:17:30.714
12 -	29.627	109.2	40.980	85.4	22.010	***134.4***	1:32.617	**(3)**	94.58	1.280	10:19:03.331
13 -	29.753	102.7	41.859	88.4	21.778	133.9	1:33.390		93.79	2.053	10:20:36.721
14 -	29.717	109.4	41.500	90.6	21.808	132.1	1:33.025		94.16	1.688	10:22:09.746
15 -	***29.064***	***110.7***	40.622	90.6	21.982	133.4	1:31.668	**(2)**	95.56	0.331	10:23:41.414
16 -	29.238	109.6	***40.475***	91.6	***21.624***	***134.4***	***1:31.337***	**(1)**	***95.90***		***10:25:12.751***
17 -	29.228	***110.7***	42.051	87.3	22.196	***134.4***	1:33.475		93.71	2.138	10:26:46.226

P4 98 SP3 WATTS / GIORDANELLI — Lola T298

IDEAL LAP TIME : 1:31.087 BEST LAP TIME : 1:31.346 DIFFERENCE : 0.259

LAP	SECTOR 1		SECTOR 2		SECTOR 3		LAP TIME		MPH	DIFF	TIME OF DAY
1 -	OUTLAP	62.4	57.275	68.3	27.300	120.6	2:08.484		68.17	37.138	09:59:01.249
2 -	33.409	96.2	49.550	83.8	24.064	125.9	1:47.023		81.85	15.677	10:00:48.272
3 -	31.142	101.2	44.148	86.2	22.726	128.0	1:38.016		89.37	6.670	10:02:26.288
4 -	31.153	103.0	45.011	86.2	22.906	129.3	1:39.070		88.42	7.724	10:04:05.358
5 -	30.444	103.8	42.929	81.2	23.602	125.6	1:36.975		90.33	5.629	10:05:42.333

Weather / Track : Sunny / Dry

Brands Hatch GP
Circuit Length = 2.4332 miles
Start: 09:56 Flag 10:26 End: 10:28

Sheet No:

Legends of Brands Hatch Superprix

HSCC Thundersports

QUALIFYING - RACE 3 - SECTOR ANALYSIS

SECTOR 1 = FL to I1, SECTOR 2 = I1 to I2, SECTOR 3 = I2 to FL, DIFF = Difference To Personal Best Lap, P = Crossed Finish Line in Pit Lane, D = Time Disallowed

6 -	30.909	101.6	45.376	73.5	IN PIT		3:35.021	P	40.73	2:03.675	10:09:17.354
7 -	OUTLAP	100.4	43.963	81.8	22.544	129.0	1:39.953		87.63	8.607	10:10:57.307
8 -	29.714	104.6	43.457	79.8	22.225	129.5	1:35.396		91.82	4.050	10:12:32.703
9 -	29.761	105.0	41.871	82.3	21.793	131.0	1:33.425		93.76	2.079	10:14:06.128
10 -	28.751	105.8	42.038	***88.3***	21.682	***132.1***	1:32.471		94.73	1.125	10:15:38.599
11 -	28.764	103.4	***40.785***	87.7	21.797	131.5	***1:31.346***	**(1)**	***95.89***		***10:17:09.945***
12 -	29.143	***106.8***	42.257	83.1	21.986	130.3	1:33.386		93.80	2.040	10:18:43.331
13 -	***28.698***	106.5	42.431	82.6	21.952	131.0	1:33.081		94.10	1.735	10:20:16.412
14 -	29.373	103.0	42.772	77.6	21.706	131.8	1:33.851		93.33	2.505	10:21:50.263
15 -	29.608	100.9	41.425	82.4	***21.604***	131.8	1:32.637		94.56	1.291	10:23:22.900
16 -	29.047	104.2	41.070	84.7	21.881	131.3	1:31.998	**(2)**	95.21	0.652	10:24:54.898
17 -	29.146	105.5	41.610	***88.3***	21.648	130.8	1:32.404	**(3)**	94.79	1.058	10:26:27.302

P5 14 SP3 John SPIERS Osella PA3

IDEAL LAP TIME : 1:31.823 BEST LAP TIME : 1:32.048 DIFFERENCE : 0.225

LAP	SECTOR 1		SECTOR 2		SECTOR 3		LAP TIME		MPH	DIFF	TIME OF DAY
1 -	OUTLAP	97.2	44.423	92.5	22.676	125.4	1:46.419		82.31	14.371	09:59:34.867
2 -	29.676	106.8	43.962	97.9	22.197	127.0	1:35.835		91.40	3.787	10:01:10.702
3 -	30.429	102.2	42.718	98.5	21.996	128.0	1:35.143		92.07	3.095	10:02:45.845
4 -	29.208	104.8	41.127	96.6	22.323	125.2	1:32.658	**(3)**	94.53	0.610	10:04:18.503
5 -	***28.924***	106.6	43.640	76.6	23.341	127.5	1:35.905		91.33	3.857	10:05:54.408
6 -	28.996	107.2	***40.946***	***100.1***	22.629	123.8	1:32.571	**(2)**	94.62	0.523	10:07:26.979
7 -	29.460	***107.3***	42.954	79.4	IN PIT		4:21.604	**P**	33.48	2:49.556	10:11:48.583
8 -	OUTLAP	105.3	43.084	90.9	23.512	***128.8***	1:43.676		84.49	11.628	10:13:32.259
9 -	29.550	***107.3***	41.024	98.3	22.165	127.3	1:32.739		94.45	0.691	10:15:04.998
10 -	28.958	106.5	41.137	97.5	***21.953***	118.7	***1:32.048***	**(1)**	***95.16***		***10:16:37.046***
11 -	30.249	107.0	43.265	95.8	24.536	126.6	1:38.050		89.34	6.002	10:18:15.096
12 -	29.127	***107.3***	42.717	78.9	24.635	128.0	1:36.479		90.79	4.431	10:19:51.575
13 -	29.338	107.0	44.310	86.9	23.474	126.3	1:37.122		90.19	5.074	10:21:28.697

P6 71 SP3 Jonathan MITCHELL Chevron B19

IDEAL LAP TIME : 1:31.986 BEST LAP TIME : 1:32.094 DIFFERENCE : 0.108

LAP	SECTOR 1		SECTOR 2		SECTOR 3		LAP TIME		MPH	DIFF	TIME OF DAY
1 -	OUTLAP	85.4	53.142	78.9	25.714	117.1	1:58.450		73.95	26.356	09:58:37.628
2 -	35.444	82.5	46.238	78.7	23.621	123.1	1:45.303		83.18	13.209	10:00:22.931
3 -	32.242	100.1	42.010	80.2	23.371	127.0	1:37.623		89.73	5.529	10:02:00.554
4 -	30.214	105.6	41.204	88.5	22.123	129.0	1:33.541	**(3)**	93.64	1.447	10:03:34.095
5 -	29.536	106.3	41.806	86.8	IN PIT		4:10.168	**P**	35.01	2:38.074	10:07:44.263
6 -	OUTLAP	101.8	42.288	81.1	22.779	128.0	1:39.899		87.68	7.805	10:09:24.162
7 -	29.686	101.0	43.447	87.2	22.412	128.8	1:35.545		91.68	3.451	10:10:59.707
8 -	29.428	107.3	41.869	89.3	22.447	129.0	1:33.744		93.44	1.650	10:12:33.451
9 -	30.596	103.2	44.110	82.9	22.725	128.8	1:37.431		89.90	5.337	10:14:10.882
10 -	29.404	106.0	40.901	89.7	22.061	***129.8***	1:32.366	**(2)**	94.83	0.272	10:15:43.248
11 -	29.369	***107.5***	***40.717***	***92.3***	***22.008***	129.3	***1:32.094***	**(1)**	***95.11***		***10:17:15.342***

P7 21 SP3 Robert PARKER Osella PA5

IDEAL LAP TIME : 1:32.205 BEST LAP TIME : 1:32.679 DIFFERENCE : 0.474

LAP	SECTOR 1		SECTOR 2		SECTOR 3		LAP TIME		MPH	DIFF	TIME OF DAY
1 -	OUTLAP	72.0	50.361	67.3	23.977	127.8	2:01.814		71.91	29.135	10:00:27.974
2 -	31.658	97.5	44.330	78.6	22.426	131.5	1:38.414		89.01	5.735	10:02:06.388
3 -	31.079	105.1	43.035	87.4	22.256	130.5	1:36.370		90.89	3.691	10:03:42.758
4 -	30.314	106.8	41.655	***92.8***	21.733	130.5	1:33.702		93.48	1.023	10:05:16.460
5 -	31.309	93.9	43.841	83.6	IN PIT		4:26.814	**P**	32.83	2:54.135	10:09:43.274
6 -	OUTLAP	102.1	45.408	89.5	23.820	125.4	1:45.070		83.37	12.391	10:11:28.344
7 -	30.011	104.3	42.453	84.0	IN PIT		3:19.660	**P**	43.87	1:46.981	10:14:48.004
8 -	OUTLAP	102.2	42.137	86.0	22.770	128.8	1:40.517		87.14	7.838	10:16:28.521
9 -	29.905	107.3	44.011	84.9	22.349	***131.8***	1:36.265		90.99	3.586	10:18:04.786
10 -	29.847	108.0	42.420	79.9	22.590	129.8	1:34.857		92.34	2.178	10:19:39.643
11 -	***29.575***	108.0	41.715	84.4	21.787	130.8	1:33.077	**(2)**	94.11	0.398	10:21:12.720

Weather / Track : Sunny / Dry

Brands Hatch GP
Circuit Length = 2.4332 miles
Start: 09:56 Flag 10:26 End: 10:28

Sheet No:

Legends of Brands Hatch Superprix

HSCC Thundersports

QUALIFYING - RACE 3 - SECTOR ANALYSIS

SECTOR 1 = FL to I1, SECTOR 2 = I1 to I2, SECTOR 3 = I2 to FL, DIFF = Difference To Personal Best Lap, P = Crossed Finish Line in Pit Lane, D = Time Disallowed

12 -	30.415	105.0	41.562	91.1	22.280	130.3	1:34.257		92.93	1.578	10:22:46.977
13 -	30.226	106.8	41.932	84.6	22.087	130.3	1:34.245		92.94	1.566	10:24:21.222
14 -	30.049	***110.0***	***40.946***	91.6	***21.684***	131.0	***1:32.679***	**(1)**	***94.51***		***10:25:53.901***
15 -	29.595	109.1	41.519	85.3	22.056	130.0	1:33.170	**(3)**	94.01	0.491	10:27:27.071

P8 34 SP3 Andrew SCHRYVER Chevron B26

IDEAL LAP TIME : 1:33.383 BEST LAP TIME : 1:33.835 DIFFERENCE : 0.452

LAP	SECTOR 1		SECTOR 2		SECTOR 3		LAP TIME		MPH	DIFF	TIME OF DAY
1 -	OUTLAP	91.6	47.850	79.3	23.664	126.3	1:51.930		78.26	18.095	09:58:46.768
2 -	31.116	93.2	45.583	85.8	22.729	126.3	1:39.428		88.10	5.593	10:00:26.196
3 -	30.616	95.7	43.577	84.8	22.545	***130.8***	1:36.738		90.55	2.903	10:02:02.934
4 -	30.180	104.3	41.633	***86.1***	22.275	129.0	1:34.088	**(2)**	93.10	0.253	10:03:37.022
5 -	***29.726***	105.6	42.871	84.3	IN PIT		3:58.698	**P**	36.69	2:24.863	10:07:35.720
6 -	OUTLAP	93.0	42.520	70.6	23.076	127.5	1:40.760		86.93	6.925	10:09:16.480
7 -	30.458	99.5	42.704	78.8	22.876	127.8	1:36.038	**(3)**	91.21	2.203	10:10:52.518
8 -	30.178	***105.8***	***41.613***	86.0	***22.044***	130.0	***1:33.835***	**(1)**	***93.35***		***10:12:26.353***

P9 29 SP3 Mark RICHARDSON Lola T290

IDEAL LAP TIME : 1:33.898 BEST LAP TIME : 1:34.194 DIFFERENCE : 0.296

LAP	SECTOR 1		SECTOR 2		SECTOR 3		LAP TIME		MPH	DIFF	TIME OF DAY
1 -	OUTLAP	74.3	55.378	69.9	27.311	95.8	2:06.110		69.46	31.916	10:00:51.554
2 -	33.599	90.0	48.356	80.8	23.936	126.1	1:45.891		82.72	11.697	10:02:37.445
3 -	31.010	103.7	43.251	86.5	22.859	130.8	1:37.120	**(3)**	90.19	2.926	10:04:14.565
4 -	30.213	102.7	42.051	***92.8***	***22.686***	***131.5***	1:34.950	**(2)**	92.25	0.756	10:05:49.515
5 -	***29.613***	***103.8***	***41.599***	86.9	22.982	130.5	***1:34.194***	**(1)**	***92.99***		***10:07:23.709***

P10 96 SP3 H. DE SILVA / T. DE SILVA Taydec Mk3

IDEAL LAP TIME : 1:38.083 BEST LAP TIME : 1:38.236 DIFFERENCE : 0.153

LAP	SECTOR 1		SECTOR 2		SECTOR 3		LAP TIME		MPH	DIFF	TIME OF DAY
1 -	OUTLAP	81.6	51.863	79.5	23.446	***126.3***	1:54.659		76.39	16.423	09:58:24.168
2 -	31.839	101.0	46.018	79.4	23.023	126.1	1:40.880	**(2)**	86.83	2.644	10:00:05.048
3 -	31.196	104.0	***44.217***	85.2	***22.823***	126.1	***1:38.236***	**(1)**	***89.17***		***10:01:43.284***
4 -	***31.043***	***104.8***	45.293	83.8	IN PIT		4:17.749	**P**	33.98	2:39.513	10:06:01.033
5 -	OUTLAP	93.9	51.057	67.3	26.900	118.3	1:58.212		74.10	19.976	10:07:59.245
6 -	34.895	99.5	48.792	82.5	26.776	118.5	1:50.463		79.30	12.227	10:09:49.708
7 -	35.004	93.8	53.058	70.7	27.096	117.1	1:55.158		76.06	16.922	10:11:44.866
8 -	35.072	91.3	49.088	68.0	26.185	117.7	1:50.345		79.38	12.109	10:13:35.211
9 -	33.713	96.8	48.235	80.1	24.882	122.0	1:46.830		81.99	8.594	10:15:22.041
10 -	34.043	92.0	48.236	81.9	25.079	118.9	1:47.358		81.59	9.122	10:17:09.399
11 -	33.826	96.2	49.632	72.7	25.381	117.7	1:48.839		80.48	10.603	10:18:58.238
12 -	34.141	92.0	48.726	82.2	25.026	118.3	1:47.893		81.19	9.657	10:20:46.131
13 -	33.195	98.3	48.481	80.5	24.894	120.9	1:46.570		82.19	8.334	10:22:32.701
14 -	33.871	97.1	47.741	***88.3***	24.270	123.5	1:45.882		82.73	7.646	10:24:18.583
15 -	34.242	95.1	47.451	81.3	24.216	124.0	1:45.909		82.71	7.673	10:26:04.492
16 -	32.463	101.3	46.846	85.7	24.090	120.0	1:43.399	**(3)**	84.71	5.163	10:27:47.891

P11 12 S20 Ross HYETT Tiga SC84

IDEAL LAP TIME : 1:38.730 BEST LAP TIME : 1:39.205 DIFFERENCE : 0.475

LAP	SECTOR 1		SECTOR 2		SECTOR 3		LAP TIME		MPH	DIFF	TIME OF DAY
1 -	OUTLAP	64.0	54.599	72.5	26.188	109.4	2:09.562		67.61	30.357	10:00:37.295
2 -	32.661	92.3	47.491	77.4	24.648	111.6	1:44.800		83.58	5.595	10:02:22.095
3 -	31.365	94.3	44.919	91.5	23.886	114.1	1:40.170		87.44	0.965	10:04:02.265
4 -	31.077	***94.7***	***44.192***	87.0	24.569	112.5	1:39.838	**(3)**	87.74	0.633	10:05:42.103
5 -	30.914	93.2	46.158	71.8	IN PIT		4:03.931	**P**	35.91	2:24.726	10:09:46.034
6 -	OUTLAP	79.1	50.249	76.0	25.642	112.4	1:55.937		75.55	16.732	10:11:41.971
7 -	31.023	93.8	44.699	92.3	***23.782***	***114.3***	1:39.504	**(2)**	88.03	0.299	10:13:21.475
8 -	***30.756***	93.3	44.605	***93.2***	23.844	113.9	***1:39.205***	**(1)**	***88.30***		***10:15:00.680***

Weather / Track : Sunny / Dry

Brands Hatch GP
Circuit Length = 2.4332 miles
Start: 09:56 Flag 10:26 End: 10:28

Sheet No:

Legends of Brands Hatch Superprix

HSCC Thundersports

QUALIFYING - RACE 3 - SECTOR ANALYSIS

SECTOR 1 = FL to I1, SECTOR 2 = I1 to I2, SECTOR 3 = I2 to FL, DIFF = Difference To Personal Best Lap, P = Crossed Finish Line in Pit Lane, D = Time Disallowed

P12 32 S20 Chris SNOWDON — Tiga SC79

IDEAL LAP TIME : 1:39.476 BEST LAP TIME : 1:39.487 DIFFERENCE : 0.011

LAP	SECTOR 1		SECTOR 2		SECTOR 3		LAP TIME		MPH	DIFF	TIME OF DAY
1 -	OUTLAP	66.9	54.818	74.8	26.347	107.7	2:09.953		67.40	30.466	10:00:36.852
2 -	32.669	91.6	46.741	81.4	24.762	110.5	1:44.172	(3)	84.09	4.685	10:02:21.024
3 -	31.538	93.8	44.778	84.5	24.085	111.8	1:40.401	(2)	87.24	0.914	10:04:01.425
4 -	31.101	94.2	***44.379***	***87.0***	***24.007***	***112.7***	***1:39.487***	**(1)**	***88.05***		***10:05:40.912***

P13 88 SP3 Kevin COOKE — March 75S

IDEAL LAP TIME : 1:39.355 BEST LAP TIME : 1:40.360 DIFFERENCE : 1.005

LAP	SECTOR 1		SECTOR 2		SECTOR 3		LAP TIME		MPH	DIFF	TIME OF DAY
1 -	OUTLAP	81.4	51.587	76.0	24.769	124.0	1:55.952		75.54	15.592	09:58:36.025
2 -	34.288	85.0	47.529	83.6	24.153	***124.5***	1:45.970		82.66	5.610	10:00:21.995
3 -	33.894	94.1	45.937	84.4	24.215	123.3	1:44.046	(3)	84.19	3.686	10:02:06.041
4 -	33.259	***99.2***	45.229	82.7	IN PIT		7:24.163	P	19.72	5:43.803	10:09:30.204
5 -	OUTLAP	86.3	45.250	83.0	24.128	121.1	1:47.835		81.23	7.475	10:11:18.039
6 -	31.483	98.5	45.421	***88.7***	24.583	120.6	1:41.487	(2)	86.31	1.127	10:12:59.526
7 -	32.097	95.4	44.613	***88.7***	***23.650***	123.5	***1:40.360***	**(1)**	***87.28***		***10:14:39.886***

P14 72 S20 Jonathan LOADER — Tiga SC80

IDEAL LAP TIME : 1:40.192 BEST LAP TIME : 1:40.445 DIFFERENCE : 0.253

LAP	SECTOR 1		SECTOR 2		SECTOR 3		LAP TIME		MPH	DIFF	TIME OF DAY
1 -	OUTLAP	85.1	53.942	68.9	27.802	92.6	2:00.061		72.96	19.616	09:58:33.591
2 -	38.975	85.5	52.528	79.3	25.657	110.1	1:57.160		74.76	16.715	10:00:30.751
3 -	32.679	92.5	48.912	80.5	25.356	111.2	1:46.947		81.90	6.502	10:02:17.698
4 -	31.916	93.4	46.177	89.8	24.860	112.0	1:42.953		85.08	2.508	10:04:00.651
5 -	33.914	91.3	46.339	86.8	24.725	112.5	1:44.978		83.44	4.533	10:05:45.629
6 -	31.436	93.0	45.391	87.2	24.923	111.2	1:41.750		86.09	1.305	10:07:27.379
7 -	34.377	75.8	50.744	71.1	IN PIT		5:11.713	P	28.10	3:31.268	10:12:39.092
8 -	OUTLAP	75.8	53.367	81.2	25.282	111.8	1:59.425		73.35	18.980	10:14:38.517
9 -	33.260	72.4	46.467	***92.5***	***24.257***	***112.9***	1:43.984		84.24	3.539	10:16:22.501
10 -	31.445	91.8	45.876	91.9	24.335	112.2	1:41.656		86.17	1.211	10:18:04.157
11 -	31.730	89.9	47.190	80.4	25.044	112.2	1:43.964		84.25	3.519	10:19:48.121
12 -	31.276	93.7	45.446	87.4	24.491	***112.9***	1:41.213	(3)	86.54	0.768	10:21:29.334
13 -	31.281	93.5	44.933	89.8	24.385	112.7	1:40.599	(2)	87.07	0.154	10:23:09.933
14 -	31.254	93.5	***44.771***	91.9	24.420	112.7	***1:40.445***	**(1)**	***87.21***		***10:24:50.378***

P15 17 SP3 Vic NUTTER — Lola T296/7

IDEAL LAP TIME : 1:39.531 BEST LAP TIME : 1:40.845 DIFFERENCE : 1.314

LAP	SECTOR 1		SECTOR 2		SECTOR 3		LAP TIME		MPH	DIFF	TIME OF DAY
1 -	OUTLAP	77.1	56.789	66.7	27.000	117.7	2:05.114		70.01	24.269	09:59:12.441
2 -	34.214	96.4	50.128	68.6	26.809	121.3	1:51.151		78.81	10.306	10:01:03.592
3 -	32.748	***100.1***	49.658	69.2	IN PIT		3:33.173	P	41.09	1:52.328	10:04:36.765
4 -	OUTLAP	90.8	49.181	59.0	24.629	126.6	1:51.903		78.28	11.058	10:06:28.668
5 -	32.176	97.5	47.867	70.4	24.787	125.2	1:44.830		83.56	3.985	10:08:13.498
6 -	32.162	100.0	***45.708***	77.9	23.276	128.0	1:41.146	(2)	86.60	0.301	10:09:54.644
7 -	31.471	100.0	51.125	53.3	IN PIT		3:41.728	P	39.50	2:00.883	10:13:36.372
8 -	OUTLAP	95.3	46.060	***80.5***	23.331	***128.3***	1:47.260		81.66	6.415	10:15:23.632
9 -	31.389	100.0	46.208	75.4	***23.248***	127.0	***1:40.845***	**(1)**	***86.86***		***10:17:04.477***
10 -	31.558	95.7	46.509	78.8	23.663	125.4	1:41.730	(3)	86.10	0.885	10:18:46.207
11 -	***30.575***	97.8	47.665	70.7	24.185	125.2	1:42.425		85.52	1.580	10:20:28.632

P16 118 SP1 BARTELL / GRANT — Elva 7S

IDEAL LAP TIME : 1:40.627 BEST LAP TIME : 1:41.202 DIFFERENCE : 0.575

LAP	SECTOR 1		SECTOR 2		SECTOR 3		LAP TIME		MPH	DIFF	TIME OF DAY
1 -	OUTLAP	81.7	48.590	71.3	25.138	120.9	1:54.403		76.57	13.201	09:58:41.267

Weather / Track : Sunny / Dry

Brands Hatch GP
Circuit Length = 2.4332 miles
Start: 09:56 Flag 10:26 End: 10:28

Sheet No:

Legends of Brands Hatch Superprix

HSCC Thundersports

QUALIFYING - RACE 3 - SECTOR ANALYSIS

SECTOR 1 = FL to I1, SECTOR 2 = I1 to I2, SECTOR 3 = I2 to FL, DIFF = Difference To Personal Best Lap, P = Crossed Finish Line in Pit Lane, D = Time Disallowed

2 -	33.907	83.5	50.517	68.4	24.911	122.6	1:49.335		80.11	8.133	10:00:30.602
3 -	33.169	82.1	46.546	77.3	24.795	122.4	1:44.510		83.81	3.308	10:02:15.112
4 -	32.276	90.6	45.457	77.0	23.982	***124.2***	1:41.715	**(3)**	86.12	0.513	10:03:56.827
5 -	32.728	88.1	45.227	79.7	***23.940***	122.0	1:41.895		85.96	0.693	10:05:38.722
6 -	32.172	91.3	45.893	80.7	24.076	122.2	1:42.141		85.76	0.939	10:07:20.863
7 -	32.122	94.6	45.411	81.3	24.144	121.1	1:41.677	**(2)**	86.15	0.475	10:09:02.540
8 -	33.265	89.0	45.151	78.2	IN PIT		3:23.449	**P**	43.05	1:42.247	10:12:25.989
9 -	OUTLAP	76.6	48.433	79.2	24.864	119.8	1:50.361		79.37	9.159	10:14:16.350
10 -	33.160	91.5	46.224	81.9	24.842	120.4	1:44.226		84.04	3.024	10:16:00.576
11 -	32.507	97.1	45.130	84.0	24.613	120.4	1:42.250		85.67	1.048	10:17:42.826
12 -	32.169	96.4	45.669	80.9	24.699	120.4	1:42.537		85.43	1.335	10:19:25.363
13 -	***31.971***	95.3	45.603	83.2	24.185	121.1	1:41.759		86.08	0.557	10:21:07.122
14 -	32.001	96.5	45.310	85.2	24.886	120.9	1:42.197		85.71	0.995	10:22:49.319
15 -	32.283	96.2	45.078	***88.3***	24.917	120.6	1:42.278		85.64	1.076	10:24:31.597
16 -	32.131	***98.6***	***44.716***	86.4	24.355	121.5	***1:41.202***	**(1)**	***86.55***		***10:26:12.799***

P17 25 S20 Juerg TOBLER Royale S2000M

IDEAL LAP TIME : 1:41.343 BEST LAP TIME : 1:41.461 DIFFERENCE : 0.118

LAP	SECTOR 1		SECTOR 2		SECTOR 3		LAP TIME		MPH	DIFF	TIME OF DAY
1 -	OUTLAP	80.8	53.375	69.5	27.099	106.1	1:58.104		74.17	16.643	09:58:33.447
2 -	35.409	78.9	50.031	85.2	25.274	109.6	1:50.714		79.12	9.253	10:00:24.161
3 -	32.778	87.1	47.689	82.5	24.712	110.5	1:45.179		83.28	3.718	10:02:09.340
4 -	31.978	90.5	46.071	85.0	24.788	110.7	1:42.837		85.18	1.376	10:03:52.177
5 -	32.090	90.3	45.682	84.0	25.082	109.8	1:42.854		85.16	1.393	10:05:35.031
6 -	32.051	91.6	46.334	79.8	24.876	110.1	1:43.261		84.83	1.800	10:07:18.292
7 -	32.049	91.0	45.448	***87.0***	25.079	110.1	1:42.576	**(3)**	85.39	1.115	10:09:00.868
8 -	33.107	90.5	45.676	81.9	25.232	109.4	1:44.015		84.21	2.554	10:10:44.883
9 -	35.162	89.4	46.691	80.3	25.095	110.3	1:46.948		81.90	5.487	10:12:31.831
10 -	33.325	89.2	45.402	85.0	25.422	111.1	1:44.149		84.10	2.688	10:14:15.980
11 -	32.110	***91.8***	45.223	81.1	24.567	***111.6***	1:41.900	**(2)**	85.96	0.439	10:15:57.880
12 -	32.894	87.7	45.468	81.7	24.759	111.4	1:43.121		84.94	1.660	10:17:41.001
13 -	32.334	89.8	46.439	74.7	24.806	110.7	1:43.579		84.57	2.118	10:19:24.580
14 -	32.027	90.4	***45.044***	84.4	***24.390***	111.1	***1:41.461***	**(1)**	***86.33***		***10:21:06.041***

P18 38 SP1 Daryl TAYLOR Chevron B8

IDEAL LAP TIME : 1:41.615 BEST LAP TIME : 1:42.045 DIFFERENCE : 0.430

LAP	SECTOR 1		SECTOR 2		SECTOR 3		LAP TIME		MPH	DIFF	TIME OF DAY
1 -	OUTLAP	79.4	56.855	68.8	25.641	120.2	2:03.349		71.01	21.304	09:58:27.101
2 -	34.133	84.4	48.622	85.2	24.916	121.3	1:47.671		81.35	5.626	10:00:14.772
3 -	34.604	89.2	47.322	81.5	25.516	109.4	1:47.442		81.53	5.397	10:02:02.214
4 -	32.704	89.2	46.731	82.3	24.326	120.4	1:43.761		84.42	1.716	10:03:45.975
5 -	32.193	88.6	45.761	83.0	***24.152***	120.2	1:42.106	**(2)**	85.79	0.061	10:05:28.081
6 -	32.205	92.3	46.977	79.8	24.627	116.3	1:43.809		84.38	1.764	10:07:11.890
7 -	33.045	90.6	47.180	67.3	IN PIT		3:36.793	**P**	40.40	1:54.748	10:10:48.683
8 -	OUTLAP	***94.9***	46.313	75.2	24.756	119.8	1:47.104		81.78	5.059	10:12:35.787
9 -	***32.121***	91.0	47.680	83.0	24.276	***122.0***	1:44.077		84.16	2.032	10:14:19.864
10 -	32.357	89.4	45.474	***86.7***	24.214	121.1	***1:42.045***	**(1)**	***85.84***		***10:16:01.909***
11 -	32.498	91.5	***45.342***	82.5	24.549	104.3	1:42.389	**(3)**	85.55	0.344	10:17:44.298

P19 75 S20 Neal STEVENSON Lola T492

IDEAL LAP TIME : 1:42.947 BEST LAP TIME : 1:43.375 DIFFERENCE : 0.428

LAP	SECTOR 1		SECTOR 2		SECTOR 3		LAP TIME		MPH	DIFF	TIME OF DAY
1 -	OUTLAP	84.8	53.856	73.7	26.645	108.0	1:59.639		73.21	16.264	09:58:36.245
2 -	36.484	82.0	53.628	73.9	26.005	108.2	1:56.117		75.43	12.742	10:00:32.362
3 -	33.879	87.8	49.157	81.1	25.759	108.4	1:48.795		80.51	5.420	10:02:21.157
4 -	33.807	88.0	48.438	79.6	25.750	109.8	1:47.995		81.11	4.620	10:04:09.152
5 -	33.296	89.9	47.444	81.9	25.328	111.2	1:46.068		82.58	2.693	10:05:55.220
6 -	32.773	90.4	47.710	78.2	25.200	110.7	1:45.683		82.88	2.308	10:07:40.903
7 -	33.008	90.4	46.965	81.7	25.477	111.6	1:45.450		83.07	2.075	10:09:26.353

Weather / Track : Sunny / Dry

Brands Hatch GP
Circuit Length = 2.4332 miles
Start: 09:56 Flag 10:26 End: 10:28

Sheet No:

Legends of Brands Hatch Superprix

HSCC Thundersports

QUALIFYING - RACE 3 - SECTOR ANALYSIS

SECTOR 1 = FL to I1, SECTOR 2 = I1 to I2, SECTOR 3 = I2 to FL, DIFF = Difference To Personal Best Lap, P = Crossed Finish Line in Pit Lane, D = Time Disallowed

8 -	32.709	90.8	46.476	83.5	25.161	111.6	1:44.346	83.94	0.971	10:11:10.699
9 -	32.965	91.3	46.981	83.0	25.014	110.9	1:44.960	83.45	1.585	10:12:55.659
10 -	32.677	91.5	47.004	***84.6***	25.570	109.6	1:45.251	83.22	1.876	10:14:40.910
11 -	32.353	91.3	46.026	82.8	25.116	***112.7***	1:43.495 **(2)**	84.64	0.120	10:16:24.405
12 -	32.475	92.3	46.758	82.9	25.098	110.7	1:44.331	83.96	0.956	10:18:08.736
13 -	32.407	***93.0***	47.001	74.3	25.849	110.9	1:45.257	83.22	1.882	10:19:53.993
14 -	32.290	***93.0***	46.039	81.8	25.046	109.8	***1:43.375*** **(1)**	***84.73***		***10:21:37.368***
15 -	***32.147***	92.0	46.489	82.0	***25.002***	110.5	1:43.638 **(3)**	84.52	0.263	10:23:21.006
16 -	32.842	90.5	***45.798***	84.3	***25.002***	110.3	1:43.642	84.52	0.267	10:25:04.648
17 -	32.431	91.4	46.912	78.0	25.560	110.7	1:44.903	83.50	1.528	10:26:49.551

P20 79 S20 Andreas FLOTH Lola T492

IDEAL LAP TIME : 1:43.786 BEST LAP TIME : 1:43.786 DIFFERENCE : 0.000

LAP	SECTOR 1		SECTOR 2		SECTOR 3		LAP TIME	MPH	DIFF	TIME OF DAY
1 -	OUTLAP	81.7	56.053	75.0	26.950	104.0	2:04.421	70.40	20.635	09:58:31.222
2 -	35.303	88.5	50.472	79.9	26.365	108.2	1:52.140	78.11	8.354	10:00:23.362
3 -	35.052	86.2	48.568	85.0	25.659	109.1	1:49.279	80.16	5.493	10:02:12.641
4 -	***32.202***	90.6	***46.590***	84.7	***24.994***	110.0	***1:43.786*** **(1)**	***84.40***		***10:03:56.427***
5 -	32.395	89.8	47.090	82.4	IN PIT		3:28.109 **P**	42.09	1:44.323	10:07:24.536
6 -	OUTLAP	88.8	50.110	71.6	27.721	108.0	1:56.182	75.39	12.396	10:09:20.718
7 -	32.594	***91.8***	46.753	84.5	25.240	110.0	1:44.587 **(2)**	83.75	0.801	10:11:05.305
8 -	32.814	89.0	48.851	***87.0***	25.841	109.2	1:47.506	81.48	3.720	10:12:52.811
9 -	32.257	90.3	48.576	80.9	25.708	***111.2***	1:46.541 **(3)**	82.22	2.755	10:14:39.352

P21 46 S20 Trevor WELSH Lola T492

IDEAL LAP TIME : 1:43.948 BEST LAP TIME : 1:44.042 DIFFERENCE : 0.094

LAP	SECTOR 1		SECTOR 2		SECTOR 3		LAP TIME	MPH	DIFF	TIME OF DAY
1 -	OUTLAP	84.4	53.922	77.4	26.523	107.0	1:58.682	73.80	14.640	09:58:23.752
2 -	34.502	88.6	49.440	82.8	25.773	107.0	1:49.715	79.84	5.673	10:00:13.467
3 -	33.382	78.9	48.605	84.8	26.816	106.5	1:48.803	80.51	4.761	10:02:02.270
4 -	33.579	91.8	47.705	84.3	25.716	107.5	1:47.000	81.86	2.958	10:03:49.270
5 -	32.486	90.8	47.329	86.4	25.809	107.7	1:45.624 **(3)**	82.93	1.582	10:05:34.894
6 -	33.067	***92.0***	47.417	83.7	25.313	108.4	1:45.797	82.79	1.755	10:07:20.691
7 -	36.040	82.8	52.356	71.8	26.240	109.1	1:54.636	76.41	10.594	10:09:15.327
8 -	33.613	91.6	49.510	64.3	26.725	98.9	1:49.848	79.74	5.806	10:11:05.175
9 -	33.630	90.0	50.654	82.9	25.907	107.7	1:50.191	79.49	6.149	10:12:55.366
10 -	32.275	91.1	50.039	78.6	25.534	108.9	1:47.848	81.22	3.806	10:14:43.214
11 -	32.563	89.4	47.978	87.1	25.934	108.0	1:46.475	82.27	2.433	10:16:29.689
12 -	32.559	90.5	50.705	74.8	27.837	***109.8***	1:51.101	78.84	7.059	10:18:20.790
13 -	***32.131***	90.8	47.440	87.0	24.969	108.4	1:44.540 **(2)**	83.79	0.498	10:20:05.330
14 -	32.225	91.8	***46.929***	***89.5***	***24.888***	***109.8***	***1:44.042*** **(1)**	***84.19***		***10:21:49.372***
15 -	32.549	89.9	53.973	75.4	28.501	104.6	1:55.023	76.15	10.981	10:23:44.395
16 -	36.395	82.4	52.051	77.6	27.886	105.5	1:56.332	75.30	12.290	10:25:40.727
17 -	32.784	89.9	50.426	78.6	25.805	108.0	1:49.015	80.35	4.973	10:27:29.742

P22 57 SP3 Bruce BALCHIN Chevron B19

IDEAL LAP TIME : 1:43.949 BEST LAP TIME : 1:44.048 DIFFERENCE : 0.099

LAP	SECTOR 1		SECTOR 2		SECTOR 3		LAP TIME	MPH	DIFF	TIME OF DAY
1 -	OUTLAP	76.0	59.476	64.5	29.092	104.3	2:11.937	66.39	27.889	09:59:01.181
2 -	36.851	73.1	52.165	71.0	26.174	119.6	1:55.190	76.04	11.142	10:00:56.371
3 -	34.520	93.8	49.439	75.2	25.676	116.1	1:49.635	79.90	5.587	10:02:46.006
4 -	33.613	96.8	49.426	76.7	25.479	120.4	1:48.518	80.72	4.470	10:04:34.524
5 -	33.494	***97.2***	48.813	72.7	25.900	114.9	1:48.207	80.95	4.159	10:06:22.731
6 -	33.491	96.0	49.916	74.3	25.462	120.4	1:48.869	80.46	4.821	10:08:11.600
7 -	34.005	93.8	48.098	77.2	25.143	121.5	1:47.246	81.67	3.198	10:09:58.846
8 -	33.239	92.6	47.756	73.2	25.513	121.1	1:46.508	82.24	2.460	10:11:45.354
9 -	33.615	95.5	47.135	80.7	25.096	120.2	1:45.846 **(3)**	82.76	1.798	10:13:31.200
10 -	33.687	94.7	47.562	***81.6***	***24.552***	***122.6***	1:45.801 **(2)**	82.79	1.753	10:15:17.001
11 -	***32.569***	96.1	***46.828***	81.2	24.651	122.2	***1:44.048*** **(1)**	***84.19***		***10:17:01.049***

Weather / Track : Sunny / Dry

Brands Hatch GP
Circuit Length = 2.4332 miles
Start: 09:56 Flag 10:26 End: 10:28

Sheet No:

Legends of Brands Hatch Superprix

HSCC Thundersports

QUALIFYING - RACE 3 - SECTOR ANALYSIS

SECTOR 1 = FL to I1, SECTOR 2 = I1 to I2, SECTOR 3 = I2 to FL, DIFF = Difference To Personal Best Lap, P = Crossed Finish Line in Pit Lane, D = Time Disallowed

P23 42 S20 Andy CHITTENDEN — Tiga SC87

IDEAL LAP TIME : 1:45.573 BEST LAP TIME : 1:45.818 DIFFERENCE : 0.245

LAP	SECTOR 1		SECTOR 2		SECTOR 3		LAP TIME		MPH	DIFF	TIME OF DAY
1 -	OUTLAP	80.9	55.923	67.3	28.347	105.3	2:09.144		67.83	23.326	09:59:41.266
2 -	36.342	85.7	50.689	71.0	27.031	107.7	1:54.062		76.79	8.244	10:01:35.328
3 -	34.385	88.3	48.926	78.7	26.376	107.7	1:49.687		79.86	3.869	10:03:25.015
4 -	33.988	89.5	48.701	77.1	25.932	***108.5***	1:48.621		80.64	2.803	10:05:13.636
5 -	33.458	***90.3***	47.958	76.0	26.114	107.8	1:47.530		81.46	1.712	10:07:01.166
6 -	34.272	89.7	47.477	77.3	25.625	107.8	1:47.374		81.58	1.556	10:08:48.540
7 -	37.094	83.6	52.019	67.5	IN PIT		7:58.212	**P**	18.31	6:12.394	10:16:46.752
8 -	OUTLAP	84.8	51.727	61.8	27.152	106.5	1:59.979		73.01	14.161	10:18:46.731
9 -	33.739	89.8	47.801	80.7	25.862	106.3	1:47.402		81.56	1.584	10:20:34.133
10 -	33.950	89.8	47.747	80.5	25.515	107.0	1:47.212	**(3)**	81.70	1.394	10:22:21.345
11 -	33.498	90.1	***46.986***	***84.3***	25.334	107.7	***1:45.818***	**(1)**	***82.78***		***10:24:07.163***
12 -	***33.277***	89.8	47.274	81.8	***25.310***	107.0	1:45.861	**(2)**	82.74	0.043	10:25:53.024
13 -	34.613	***90.3***	47.087	83.4	25.912	101.6	1:47.612		81.40	1.794	10:27:40.636

P24 152 S20 Bruce CHAMBERS — Lola T592

IDEAL LAP TIME : 1:46.641 BEST LAP TIME : 1:46.658 DIFFERENCE : 0.017

LAP	SECTOR 1		SECTOR 2		SECTOR 3		LAP TIME		MPH	DIFF	TIME OF DAY
1 -	OUTLAP	71.8	55.707	70.7	27.657	103.4	2:04.551		70.33	17.893	09:58:32.846
2 -	37.325	82.4	51.245	74.2	26.761	104.3	1:55.331	**(3)**	75.95	8.673	10:00:28.177
3 -	34.905	81.0	53.964	78.9	***25.791***	107.3	1:54.660	**(2)**	76.39	8.002	10:02:22.837
4 -	***33.141***	***87.6***	***47.709***	***81.4***	25.808	***109.6***	***1:46.658***	**(1)**	***82.13***		***10:04:09.495***

P25 26 SP1 George DOUGLAS — Martin BM10

IDEAL LAP TIME : 1:55.376 BEST LAP TIME : 1:57.778 DIFFERENCE : 2.402

LAP	SECTOR 1		SECTOR 2		SECTOR 3		LAP TIME		MPH	DIFF	TIME OF DAY
1 -	OUTLAP	78.3	59.733	68.1	28.720	***109.8***	2:16.593		64.13	18.815	09:58:59.642
2 -	38.110	81.3	57.277	69.1	28.981	105.1	2:04.368		70.43	6.590	10:01:04.010
3 -	37.287	81.0	***52.791***	***71.6***	30.168	88.8	2:00.246		72.84	2.468	10:03:04.256
4 -	37.685	***84.7***	54.312	68.1	***27.009***	108.4	1:59.006	**(3)**	73.60	1.228	10:05:03.262
5 -	***35.576***	81.9	53.589	65.9	28.613	102.6	***1:57.778***	**(1)**	***74.37***		***10:07:01.040***
6 -	36.590	83.0	54.113	71.4	28.037	99.7	1:58.740	**(2)**	73.77	0.962	10:08:59.780
7 -	38.398	76.5	59.789	60.3	IN PIT		6:48.145	**P**	21.46	4:50.367	10:15:47.925

Weather / Track : Sunny / Dry

Brands Hatch GP
Circuit Length = 2.4332 miles
Start: 09:56 Flag 10:26 End: 10:28

Sheet No:

Legends of Brands Hatch Superprix

HSCC Thundersports

QUALIFYING - RACE 3 - BEST SECTORS

	SECTOR 1			SECTOR 2			SECTOR 3			IDEAL / BEST COMPARISON					
POS	NO	NAME	TIME	NO	NAME	TIME	NO	NAME	TIME	POS	NO	NAME	IDEAL	BEST	DIFF
												PERFECT LAP	1:28.460		
1	60	BURTON	28.241	60	BURTON	39.633	8	FORWARD	20.586	1	60		1:28.744	1:28.874	0.130
2	98	WATTS / GIORDAN	28.698	8	FORWARD	39.653	60	BURTON	20.870	2	8		1:29.012	1:29.440	0.428
3	8	FORWARD	28.773	18	SINCLAIR	40.475	98	WATTS / GIORDAN	21.604	3	98		1:31.087	1:31.346	0.259
4	14	SPIERS	28.924	71	MITCHELL	40.717	18	SINCLAIR	21.624	4	18		1:31.163	1:31.337	0.174
5	18	SINCLAIR	29.064	98	WATTS / GIORDAN	40.785	21	PARKER	21.684	5	14		1:31.823	1:32.048	0.225
6	71	MITCHELL	29.261	14	SPIERS	40.946	14	SPIERS	21.953	6	71		1:31.986	1:32.094	0.108
7	21	PARKER	29.575	21	PARKER	40.946	71	MITCHELL	22.008	7	21		1:32.205	1:32.679	0.474
8	29	RICHARDSON	29.613	29	RICHARDSON	41.599	34	SCHRYVER	22.044	8	34		1:33.383	1:33.835	0.452
9	34	SCHRYVER	29.726	34	SCHRYVER	41.613	29	RICHARDSON	22.686	9	29		1:33.898	1:34.194	0.296
10	17	NUTTER	30.575	12	HYETT	44.192	96	H. DE SILVA / T. DE	22.823	10	96		1:38.083	1:38.236	0.153
11	12	HYETT	30.756	96	H. DE SILVA / T. DE	44.217	17	NUTTER	23.248	11	12		1:38.730	1:39.205	0.475
12	96	H. DE SILVA / T. DE	31.043	32	SNOWDON	44.379	88	COOKE	23.650	12	88		1:39.355	1:40.360	1.005
13	32	SNOWDON	31.090	88	COOKE	44.587	12	HYETT	23.782	13	32		1:39.476	1:39.487	0.011
14	88	COOKE	31.118	118	BARTELL / GRANT	44.716	118	BARTELL / GRANT	23.940	14	17		1:39.531	1:40.845	1.314
15	72	LOADER	31.164	72	LOADER	44.771	32	SNOWDON	24.007	15	72		1:40.192	1:40.445	0.253
16	25	TOBLER	31.909	25	TOBLER	45.044	38	TAYLOR	24.152	16	118		1:40.627	1:41.202	0.575
17	118	BARTELL / GRANT	31.971	38	TAYLOR	45.342	72	LOADER	24.257	17	25		1:41.343	1:41.461	0.118
18	38	TAYLOR	32.121	17	NUTTER	45.708	25	TOBLER	24.390	18	38		1:41.615	1:42.045	0.430
19	46	WELSH	32.131	75	STEVENSON	45.798	57	BALCHIN	24.552	19	75		1:42.947	1:43.375	0.428
20	75	STEVENSON	32.147	79	FLOTH	46.590	46	WELSH	24.888	20	79		1:43.786	1:43.786	0.000
21	79	FLOTH	32.202	57	BALCHIN	46.828	79	FLOTH	24.994	21	46		1:43.948	1:44.042	0.094
22	57	BALCHIN	32.569	46	WELSH	46.929	75	STEVENSON	25.002	22	57		1:43.949	1:44.048	0.099
23	152	CHAMBERS	33.141	42	CHITTENDEN	46.986	42	CHITTENDEN	25.310	23	42		1:45.573	1:45.818	0.245
24	42	CHITTENDEN	33.277	152	CHAMBERS	47.709	152	CHAMBERS	25.791	24	152		1:46.641	1:46.658	0.017
25	26	DOUGLAS	35.576	26	DOUGLAS	52.791	26	DOUGLAS	27.009	25	26		1:55.376	1:57.778	2.402

Weather / Track : Sunny / Dry

Brands Hatch GP
Circuit Length = 2.4332 miles
Start: 09:56 Flag 10:26 End: 10:28

Results can be found at www.tsl-timing.com

Printed - 10:30 Saturday, 29 June 2019

Sheet No:

Legends of Brands Hatch Superprix

HSCC Thundersports

QUALIFYING - RACE 3 - BEST SPEEDS

	INTERMEDIATE 1			INTERMEDIATE 2			FINISH LINE		
POS	NO	NAME	MPH	NO	NAME	MPH	NO	NAME	MPH
1	8	FORWARD	111.6	60	BURTON	100.7	8	FORWARD	150.8
2	60	BURTON	111.2	14	SPIERS	100.1	18	SINCLAIR	134.4
3	18	SINCLAIR	110.7	12	HYETT	93.2	60	BURTON	132.8
4	21	PARKER	110.0	21	PARKER	92.8	98	WATTS / GIORDANELLI	132.1
5	71	MITCHELL	107.5	29	RICHARDSON	92.8	21	PARKER	131.8
6	14	SPIERS	107.3	72	LOADER	92.5	29	RICHARDSON	131.5
7	98	WATTS / GIORDANELLI	106.8	71	MITCHELL	92.3	34	SCHRYVER	130.8
8	34	SCHRYVER	105.8	18	SINCLAIR	91.9	71	MITCHELL	129.8
9	96	H. DE SILVA / T. DE SILVA	104.8	46	WELSH	89.5	14	SPIERS	128.8
10	29	RICHARDSON	103.8	88	COOKE	88.7	17	NUTTER	128.3
11	17	NUTTER	100.1	98	WATTS / GIORDANELLI	88.3	96	H. DE SILVA / T. DE SILVA	126.3
12	88	COOKE	99.2	96	H. DE SILVA / T. DE SILVA	88.3	88	COOKE	124.5
13	118	BARTELL / GRANT	98.6	118	BARTELL / GRANT	88.3	118	BARTELL / GRANT	124.2
14	57	BALCHIN	97.2	8	FORWARD	87.1	57	BALCHIN	122.6
15	38	TAYLOR	94.9	32	SNOWDON	87.0	38	TAYLOR	122.0
16	12	HYETT	94.7	25	TOBLER	87.0	12	HYETT	114.3
17	32	SNOWDON	94.5	79	FLOTH	87.0	72	LOADER	112.9
18	72	LOADER	93.9	38	TAYLOR	86.7	32	SNOWDON	112.7
19	75	STEVENSON	93.0	34	SCHRYVER	86.1	75	STEVENSON	112.7
20	46	WELSH	92.0	75	STEVENSON	84.6	25	TOBLER	111.6
21	25	TOBLER	91.8	42	CHITTENDEN	84.3	79	FLOTH	111.2
22	79	FLOTH	91.8	57	BALCHIN	81.6	46	WELSH	109.8
23	42	CHITTENDEN	90.3	152	CHAMBERS	81.4	26	DOUGLAS	109.8
24	152	CHAMBERS	87.6	17	NUTTER	80.5	152	CHAMBERS	109.6
25	26	DOUGLAS	84.7	26	DOUGLAS	71.6	42	CHITTENDEN	108.5

Weather / Track : Sunny / Dry

Brands Hatch GP
Circuit Length = 2.4332 miles
Start: 09:56 Flag 10:26 End: 10:28

Results can be found at www.tsl-timing.com

Printed - 10:30 Saturday, 29 June 2019

Sheet No:

Legends of Brands Hatch Superprix

HSCC Thundersports

QUALIFYING - RACE 3 - STATISTICS

Competitors Started	25
Planned Start	2019-06-29 @ 09:55:00.000
Actual Start	2019-06-29 @ 09:56:14.464
Finish Time	2019-06-29 @ 10:26:23.374
Track Length	2.4332mi.
Total Laps	285
Total Distance Covered	693.4875mi.

Session Fastest Lap History

NO	CL	NAME	LAP TIME	TIME OF DAY	LAP	VEHICLE
60	SP3	**John BURTON**	**1:36.324**	09:59:57.563	2	Chevron B26
14	SP3	**John SPIERS**	**1:35.835**	10:01:10.711	2	Osella PA3
60	SP3	**John BURTON**	**1:32.323**	10:01:29.886	3	Chevron B26
60	SP3	**John BURTON**	**1:31.687**	10:03:01.574	4	Chevron B26
8	SP2	**Dean FORWARD**	**1:31.127**	10:03:23.354	3	McLaren M8F
8	SP2	**Dean FORWARD**	**1:30.140**	10:04:53.494	4	McLaren M8F
8	SP2	**Dean FORWARD**	**1:29.440**	10:11:09.679	8	McLaren M8F
60	SP3	**John BURTON**	**1:28.874**	10:22:49.114	12	Chevron B26

Flag History

TYPE	TIME OF DAY
GREEN	09:56:14.464
FINISH	10:26:23.374

Flag Statistics

TYPE	COUNT	TOTAL LAPS	TOTAL TIME
Green	1	17	31:53.210
Red	0	0	0.000
Safety Car	0	0	0.000
FCY	0	0	0.000

Brands Hatch GP
Circuit Length = 2.4332 miles
Start: 09:56 Flag 10:26 End: 10:28

Weather / Track : Sunny / Dry

These results are provisional until the conclusion of any judicial and technical matters.

Clerk Of Course : Julian Floyd		Timekeeper : Nick Palmer

Sheet No:

Legends of Brands Hatch Superprix

HSCC Thundersports

QUALIFYING - RACE 3 - STATISTICS

CLASS : S20 9 Starters

Fastest Lap History

NO	NAME	LAP TIME	TIME OF DAY	LAP	VEHICLE
46	**Trevor WELSH**	**1:49.715**	10:00:13.476	2	Lola T492
46	**Trevor WELSH**	**1:48.803**	10:02:02.270	3	Lola T492
25	**Juerg TOBLER**	**1:45.179**	10:02:09.361	3	Royale S2000M
32	**Chris SNOWDON**	**1:44.172**	10:02:21.037	2	Tiga SC79
25	**Juerg TOBLER**	**1:42.837**	10:03:52.199	4	Royale S2000M
32	**Chris SNOWDON**	**1:40.401**	10:04:01.438	3	Tiga SC79
12	**Ross HYETT**	**1:40.170**	10:04:02.280	3	Tiga SC84
32	**Chris SNOWDON**	**1:39.487**	10:05:40.925	4	Tiga SC79
12	**Ross HYETT**	**1:39.205**	10:15:00.693	8	Tiga SC84

Brands Hatch GP
Circuit Length = 2.4332 miles
Start: 09:56 Flag 10:26 End: 10:28

Weather / Track : Sunny / Dry

These results are provisional until the conclusion of any judicial and technical matters.

Clerk Of Course : Julian Floyd		Timekeeper : Nick Palmer

Sheet No:

Legends of Brands Hatch Superprix

HSCC Thundersports

QUALIFYING - RACE 3 - STATISTICS

CLASS : SP1

3 Starters

Fastest Lap History

NO	NAME	LAP TIME	TIME OF DAY	LAP	VEHICLE
38	**Daryl TAYLOR**	**1:47.671**	10:00:14.779	2	Chevron B8
38	**Daryl TAYLOR**	**1:47.442**	10:02:02.221	3	Chevron B8
118	**BARTELL / GRANT**	**1:44.510**	10:02:15.128	3	Elva 7S
38	**Daryl TAYLOR**	**1:43.761**	10:03:45.983	4	Chevron B8
118	**BARTELL / GRANT**	**1:41.715**	10:03:56.842	4	Elva 7S
118	**BARTELL / GRANT**	**1:41.677**	10:09:02.556	7	Elva 7S
118	**BARTELL / GRANT**	**1:41.202**	10:26:12.815	16	Elva 7S

Brands Hatch GP
Circuit Length = 2.4332 miles
Start: 09:56 Flag 10:26 End: 10:28

Weather / Track : Sunny / Dry

These results are provisional until the conclusion of any judicial and technical matters.

Clerk Of Course : Julian Floyd		Timekeeper : Nick Palmer

Sheet No:

Legends of Brands Hatch Superprix

HSCC Thundersports

QUALIFYING - RACE 3 - STATISTICS

CLASS : SP2 1 Starters

Fastest Lap History

NO	NAME	LAP TIME	TIME OF DAY	LAP	VEHICLE
8	**Dean FORWARD**	**1:36.260**	10:01:52.210	2	McLaren M8F
8	**Dean FORWARD**	**1:31.127**	10:03:23.354	3	McLaren M8F
8	**Dean FORWARD**	**1:30.140**	10:04:53.494	4	McLaren M8F
8	**Dean FORWARD**	**1:29.440**	10:11:09.679	8	McLaren M8F

Brands Hatch GP
Circuit Length = 2.4332 miles
Start: 09:56 Flag 10:26 End: 10:28

Weather / Track : Sunny / Dry

These results are provisional until the conclusion of any judicial and technical matters.

Clerk Of Course : Julian Floyd		Timekeeper : Nick Palmer

Sheet No:

Legends of Brands Hatch Superprix

HSCC Thundersports

QUALIFYING - RACE 3 - STATISTICS

CLASS : SP3 12 Starters

Fastest Lap History

NO	NAME	LAP TIME	TIME OF DAY	LAP	VEHICLE
60	**John BURTON**	**1:36.324**	09:59:57.563	2	Chevron B26
14	**John SPIERS**	**1:35.835**	10:01:10.711	2	Osella PA3
60	**John BURTON**	**1:32.323**	10:01:29.886	3	Chevron B26
60	**John BURTON**	**1:31.687**	10:03:01.574	4	Chevron B26
60	**John BURTON**	**1:30.167**	10:10:15.737	7	Chevron B26
60	**John BURTON**	**1:29.604**	10:21:20.240	11	Chevron B26
60	**John BURTON**	**1:28.874**	10:22:49.114	12	Chevron B26

Brands Hatch GP
Circuit Length = 2.4332 miles
Start: 09:56 Flag 10:26 End: 10:28

Weather / Track : Sunny / Dry

These results are provisional until the conclusion of any judicial and technical matters.

Clerk Of Course : Julian Floyd		Timekeeper : Nick Palmer

Sheet No:

Legends of Brands Hatch Superprix

HSCC Thundersports

RACE 3 - GRID (30 minutes)

ROW 13	25	26	1:57.778 George DOUGLAS				
ROW 12	23	42	1:45.818 Andy CHITTENDEN	24	152	1:46.658 Bruce CHAMBERS	
ROW 11	21	46	1:44.042 Trevor WELSH	22	57	1:44.048 Bruce BALCHIN	
ROW 10	19	75	1:43.375 Neal STEVENSON	20	79	1:43.786 Andreas FLOTH	
ROW 9	17	25	1:41.461 Juerg TOBLER	18	38	1:42.045 Daryl TAYLOR	
ROW 8	15	17	1:40.845 Vic NUTTER	16	118	1:41.202 BARTELL / GRANT	
ROW 7	13	88	1:40.360 Kevin COOKE	14	72	1:40.445 Jonathan LOADER	
ROW 6	11	12	1:39.205 Ross HYETT	12	32	1:39.487 Chris SNOWDON	
ROW 5	9	29	1:34.194 Mark RICHARDSON	10	96	1:38.236 H. DE SILVA / T. DE SILVA	
ROW 4	7	21	1:32.679 Robert PARKER	8	34	1:33.835 Andrew SCHRYVER	
ROW 3	5	14	1:32.048 John SPIERS	6	71	1:32.094 Jonathan MITCHELL	
ROW 2	3	18	1:31.337 Tony SINCLAIR	4	98	1:31.346 WATTS / GIORDANELLI	
ROW 1	1	60	1:28.874 John BURTON	2	8	1:29.440 Dean FORWARD	
			Pole				

Brands Hatch GP
Circuit Length = 2.4332 miles

These results are provisional until the conclusion of any judicial and technical matters.

Clerk Of Course :		Timekeeper : Nick Palmer

Results can be found at www.tsl-timing.com

Printed - 10:30 Saturday, 29 June 2019

Sheet No:

Legends of Brands Hatch Superprix

HSCC Thundersports

RACE 3 - CLASSIFICATION - AMENDED

POS	NO	CL	PIC	NAME	ENTRY	LAPS	TIME	GAP	DIFF	MPH	BEST	ON
1	**60**	SP3	1	John BURTON	Chevron B26	**13**	20:26.638			92.83	**1:30.494**	7
2	**34**	SP3	2	James SCHRYVER	Chevron B26	**13**	20:39.832	**13.194**	13.194	91.84	**1:32.191**	7
3	**71**	SP3	3	Jonathan MITCHELL	Chevron B19	**13**	20:40.848	**14.210**	1.016	91.77	**1:32.774**	5
4	**12**	S20	1	Ross HYETT	Tiga SC84	**12**	20:34.670	**1 Lap**	1 Lap	85.13	**1:39.693**	2
5	**14**	SP3	4	John SPIERS	Osella PA3	**12**	20:39.431	**1 Lap**	4.761	91.87	**1:31.556**	4
6	**75**	S20	2	Neal STEVENSON	Lola T492	**12**	21:24.176	**1 Lap**	44.745	81.85	**1:44.038**	6
7	**38**	SP1	1	Daryl TAYLOR	Chevron B8	**12**	21:31.795	**1 Lap**	7.619	81.37	**1:42.504**	4
8	**42**	S20	3	Andy CHITTENDEN	Tiga SC87	**11**	20:18.825	**2 Laps**	1 Lap	79.05	**1:47.328**	5
9	**152**	S20	4	Bruce CHAMBERS	Lola T592	**11**	20:20.310	**2 Laps**	1.485	78.96	**1:44.801**	4
10	**118**	SP1	2	Max BARTELL	Elva 7S	**9**	23:22.896	**4 Laps**	2 Laps	56.19	**1:42.560**	6
					NOT CLASSIFIED							
DNF	**8**	SP2		Dean FORWARD	McLaren M8F	**13**	20:01.805			94.75	**1:29.928**	4
DNF	**18**	SP3		Tony SINCLAIR	Lola T292	**13**	20:26.772			92.82	**1:31.809**	2
DNF	**96**	SP3		Timothy DE SILVA	Taydec Mk3	**12**	19:27.219			90.05	**1:33.569**	7
DNF	**98**	SP3		Simon WATTS	Lola T298	**8**	13:23.595	**5 Laps**	4 Laps	87.20	**1:35.616**	7
DNF	**32**	S20		Chris SNOWDON	Tiga SC79	**8**	13:37.883	**5 Laps**	14.288	85.68	**1:39.839**	3
DNF	**57**	SP3		Bruce BALCHIN	Chevron B19	**8**	14:03.951	**5 Laps**	26.068	83.03	**1:43.703**	5
DNF	**46**	S20		Trevor WELSH	Lola T492	**7**	12:21.652	**6 Laps**	1 Lap	82.67	**1:44.001**	6
DNF	**29**	SP3		Mark RICHARDSON	Lola T290	**4**	6:18.739	**9 Laps**	3 Laps	92.51	**1:33.063**	3
DNF	**88**	SP3		Kevin COOKE	March 75S	**4**	6:39.876	**9 Laps**	21.137	87.62	**1:38.249**	2
DNF	**17**	SP3		Vic NUTTER	Lola T296/7	**3**	5:02.417	**10 Laps**	1 Lap	86.89	**1:37.984**	2
DNF	**72**	S20		Jonathan LOADER	Tiga SC80	**2**	3:44.806	**11 Laps**	1 Lap	77.93	**1:43.870**	2
DNF	**79**	S20		Andreas FLOTH	Lola T492	**0**						
DNF	**26**	SP1		George DOUGLAS	Martin BM10	**0**						

FASTEST LAP

8	SP2	Dean FORWARD	McLaren M8F	**4**	1:29.928	97.40 mph	156.76 kph
60	SP3	John BURTON	Chevron B26	**7**	1:30.494	96.80 mph	155.78 kph
12	S20	Ross HYETT	Tiga SC84	**2**	1:39.693	87.86 mph	141.41 kph
38	SP1	Daryl TAYLOR	Chevron B8	**4**	1:42.504	85.45 mph	137.53 kph

Car 18 not running at the showing of the red flag.

Brands Hatch GP
Circuit Length = 2.4332 miles
Start: 14:27 Flag 14:46 End: 14:53

Weather / Track : Sunny / Dry

These results are provisional until the conclusion of any judicial and technical matters.

Clerk Of Course : Julian Floyd		Timekeeper : Nick Palmer

Results can be found at www.tsl-timing.com

Printed - 18:08 Saturday, 29 June 2019

Legends of Brands Hatch Superprix

HSCC Thundersports

RACE 3 - LAP CHART

LAP 1		@ 14:28:32.581
NO	BEHIND	LAP TIME
60		1:32.119
8	0.384	1:32.503
18	1.801	1:33.920
14	4.207	1:36.326
71	5.086	1:37.205
29	5.816	1:37.935
98	6.970	1:39.089
34	7.291	1:39.410
96	8.405	1:40.524
88	10.155	1:42.274
17	11.256	1:43.375
32	12.768	1:44.887
12	13.562	1:45.681
38	16.321	1:48.440
75	17.884	1:50.003
57	18.151	1:50.270
152	19.298	1:51.417
46	19.668	1:51.787
42	22.314	1:54.433
118	28.121	2:00.240
72	28.817	2:00.936

LAP 2		@ 14:30:03.959
NO	BEHIND	LAP TIME
60		1:31.378
8	0.028	1:31.022
18	2.232	1:31.809
14	5.763	1:32.934
29	8.312	1:33.874
71	8.813	1:35.105
34	10.555	1:34.642
98	12.271	1:36.679
96	12.922	1:35.895
88	17.026	1:38.249
17	17.862	1:37.984
32	21.390	1:40.000
12	21.877	1:39.693
38	28.004	1:43.061
75	32.952	1:46.446
57	33.164	1:46.391
152	34.599	1:46.679
46	34.720	1:46.430
42	38.630	1:47.694
72	41.309	1:43.870
118	42.770	1:46.027

LAP 3		@ 14:31:35.498
NO	BEHIND	LAP TIME
60		1:31.539
8	0.315	1:31.826
18	2.993	1:32.300
14	5.986	1:31.762
29	9.836	1:33.063
71	11.046	1:33.772
34	12.352	1:33.336
96	16.385	1:35.002
88	24.289	1:38.802
17	27.381	1:41.058
32	29.690	1:39.839
12	30.149	1:39.811
38	39.399	1:42.934
57	46.047	1:44.422
98	47.357	2:06.625
75	47.458	1:46.045
46	47.718	1:44.537
152	48.884	1:45.824
118	54.842	1:43.611
42	55.217	1:48.126

LAP 4		@ 14:33:05.741
NO	BEHIND	LAP TIME
8		1:29.928
60	1.646	1:31.889
18	5.099	1:32.349
14	7.299	1:31.556
29	13.460	1:33.867
71	14.371	1:33.568
34	14.874	1:32.765
96	20.319	1:34.177
88	34.597	1:40.551
32	39.737	1:40.290
12	40.063	1:40.157
38	51.660	1:42.504
98	53.194	1:36.080
57	1:00.592	1:44.788
75	1:02.258	1:45.043
46	1:02.560	1:45.085
152	1:03.442	1:44.801
118	1:08.296	1:43.697
42	1:13.294	1:48.320

LAP 5		@ 14:34:36.098
NO	BEHIND	LAP TIME
8		1:30.357
60	2.484	1:31.195
18	7.004	1:32.262
14	8.875	1:31.933
71	16.788	1:32.774
34	17.069	1:32.552
96	23.814	1:33.852
12	50.125	1:40.419
32	50.274	1:40.894
98	58.784	1:35.947
38	1:04.283	1:42.980
57	1:13.938	1:43.703
75	1:17.016	1:45.115
46	1:17.278	1:45.075
152	1:18.296	1:45.211
118	1:21.361	1:43.422
42	1:30.265	1:47.328

Weather / Track : Sunny / Dry

Brands Hatch GP
Circuit Length = 2.4332 miles
Start: 14:27 Flag 14:46 End: 14:53

Legends of Brands Hatch Superprix

HSCC Thundersports

RACE 3 - LAP CHART

LAP 6		@ 14:36:06.745
NO	BEHIND	LAP TIME
8		1:30.647
60	2.655	1:30.818
18	8.251	1:31.894
14	10.259	1:32.031
34	18.808	1:32.386
71	18.969	1:32.828
96	28.448	1:35.281
12	1:00.262	1:40.784
32	1:01.020	1:41.393
98	1:05.440	1:37.303
38	1:16.792	1:43.156
57	1:27.330	1:44.039
75	1:30.407	1:44.038
46	1:30.632	1:44.001

LAP 7		@ 14:37:37.568
NO	BEHIND	LAP TIME
8		1:30.823
60	2.326	1:30.494
118	1 Lap	1:42.560
152	1 Lap	1:45.733
18	10.855	1:33.427
14	11.580	1:32.144
42	1 Lap	1:48.528
34	20.176	1:32.191
71	21.647	1:33.501
96	31.194	1:33.569
12	1:09.622	1:40.183
98	1:10.233	1:35.616
32	1:14.865	1:44.668
38	1:29.277	1:43.308

LAP 8		@ 14:39:08.856
NO	BEHIND	LAP TIME
8		1:31.288
60	2.592	1:31.554
57	1 Lap	1:45.857
75	1 Lap	1:44.773
46	1 Lap	1:44.737
18	13.867	1:34.300
14	14.316	1:34.024
118	1 Lap	1:43.255
34	22.729	1:33.841
71	23.651	1:33.292
96	33.887	1:33.981
42	1 Lap	1:50.864
152	1 Lap	2:11.113
98	1:15.201	1:36.256
12	1:18.789	1:40.455
32	1:29.489	1:45.912

LAP 9		@ 14:40:39.247
NO	BEHIND	LAP TIME
8		1:30.391
60	4.125	1:31.924
38	1 Lap	1:44.715
18	16.393	1:32.917
14	18.868	1:34.943
57	1 Lap	1:44.481
34	26.541	1:34.203
71	27.865	1:34.605
75	1 Lap	1:45.686
118	1 Lap	1:47.199
96	37.448	1:33.952
42	1 Lap	1:48.253
152	1 Lap	2:01.710

LAP 10		@ 14:42:14.975
NO	BEHIND	LAP TIME
8		1:35.728
12	1 Lap	1:50.399
60	13.900	1:45.503
18	19.166	1:38.501
14	20.447	1:37.307
34	33.423	1:42.610
71	34.266	1:42.129
38	1 Lap	1:59.114
75	1 Lap	1:50.979
96	48.403	1:46.683
42	1 Lap	1:54.973
152	1 Lap	1:50.512

Weather / Track : Sunny / Dry

Brands Hatch GP
Circuit Length = 2.4332 miles
Start: 14:27 Flag 14:46 End: 14:53

Legends of Brands Hatch Superprix

HSCC Thundersports

RACE 3 - LAP CHART

LAP 11	@ 14:43:50.865		LAP 12	@ 14:45:25.932		LAP 13	@ 14:47:02.267		
NO	BEHIND	LAP TIME	NO	BEHIND	LAP TIME	NO	BEHIND	LAP TIME	
8		1:35.890	**8**		1:35.067	**8**		1:36.335	
12	1 Lap	1:48.152	**152**	2 Laps	1:50.071	**42**	2 Laps	1:53.702	
60	20.457	1:42.447	**60**	23.621	1:38.231	**152**	2 Laps	1:47.239	
14	20.928	1:36.371	**18**	24.007	1:37.653	**60**	24.833	1:37.547	
18	21.421	1:38.145	**14**	24.688	1:38.827	**18**	24.967	1:37.295	
34	36.148	1:38.615	**12**	1 Lap	1:46.221	**12**	1 Lap	1:42.715	
71	37.223	1:38.847	**34**	38.694	1:37.613	**14**	37.626	1:49.273	**P**
38	1 Lap	1:54.236	**71**	39.558	1:37.402	**34**	38.027	1:35.668	
96	56.194	1:43.681	**96**	1:01.749	1:40.622	**71**	39.043	1:35.820	
75	1 Lap	1:48.959	**75**	1 Lap	1:49.116	**75**	1 Lap	1:47.973	
42	1 Lap	1:56.604	**38**	1 Lap	1:54.733	**38**	1 Lap	1:52.614	
						118	4 Laps	9:12.885	**P**

Weather / Track : Sunny / Dry

Brands Hatch GP
Circuit Length = 2.4332 miles
Start: 14:27 Flag 14:46 End: 14:53

Legends of Brands Hatch Superprix

HSCC Thundersports

RACE 3 - SECTOR ANALYSIS

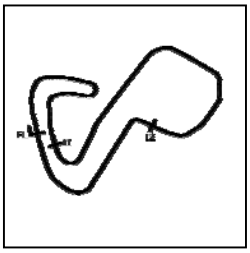

SECTOR 1 = FL to I1, SECTOR 2 = I1 to I2, SECTOR 3 = I2 to FL, DIFF = Difference To Personal Best Lap, P = Crossed Finish Line in Pit Lane, D = Time Disallowed

P1 60 SP3 John BURTON Chevron B26

IDEAL LAP TIME : 1:30.401 BEST LAP TIME : 1:30.494 DIFFERENCE : 0.093

LAP	SECTOR 1		SECTOR 2		SECTOR 3		LAP TIME		MPH	DIFF	TIME OF DAY
1 -		109.1	40.720	92.5	21.497	131.5	1:32.119		95.09	1.625	14:28:32.581
2 -	29.078	109.1	40.496	96.4	21.804	131.8	1:31.378		95.86	0.884	14:30:03.959
3 -	29.392	107.0	40.504	95.8	21.643	131.3	1:31.539		95.69	1.045	14:31:35.498
4 -	29.143	107.7	41.077	93.2	21.669	131.3	1:31.889		95.33	1.395	14:33:07.387
5 -	29.242	108.5	40.452	94.1	21.501	131.0	1:31.195	(3)	96.05	0.701	14:34:38.582
6 -	***28.835***	108.4	40.492	96.1	21.491	132.1	1:30.818	(2)	96.45	0.324	14:36:09.400
7 -	28.928	***109.2***	***40.094***	94.5	***21.472***	***132.3***	***1:30.494***	(1)	***96.80***		***14:37:39.894***
8 -	29.673	105.3	40.285	***96.5***	21.596	131.0	1:31.554		95.67	1.060	14:39:11.448
9 -	29.115	104.2	40.909	95.1	21.900	130.8	1:31.924		95.29	1.430	14:40:43.372
10 -	33.447	99.7	48.568	78.3	23.488	127.3	1:45.503		83.02	15.009	14:42:28.875
11 -	33.144	98.2	46.279	82.2	23.024	130.3	1:42.447		85.50	11.953	14:44:11.322
12 -	32.327	105.6	43.243	95.8	22.661	130.0	1:38.231		89.17	7.737	14:45:49.553
13 -	30.590	102.9	44.439	88.4	22.518	130.5	1:37.547		89.80	7.053	14:47:27.100

P2 18 SP3 Tony SINCLAIR Lola T292

IDEAL LAP TIME : 1:31.351 BEST LAP TIME : 1:31.809 DIFFERENCE : 0.458

LAP	SECTOR 1		SECTOR 2		SECTOR 3		LAP TIME		MPH	DIFF	TIME OF DAY
1 -		101.2	41.148	92.5	21.763	134.7	1:33.920		93.26	2.111	14:28:34.382
2 -	29.413	106.1	40.783	93.7	21.613	***135.2***	***1:31.809***	(1)	***95.41***		***14:30:06.191***
3 -	29.428	107.7	41.008	89.2	21.864	134.7	1:32.300		94.90	0.491	14:31:38.491
4 -	***29.152***	***109.6***	41.423	92.6	21.774	133.9	1:32.349		94.85	0.540	14:33:10.840
5 -	29.606	108.9	40.769	92.8	21.887	134.2	1:32.262	(3)	94.94	0.453	14:34:43.102
6 -	29.364	108.2	40.958	91.6	***21.572***	134.4	1:31.894	(2)	95.32	0.085	14:36:14.996
7 -	29.585	107.3	42.061	91.9	21.781	133.4	1:33.427		93.76	1.618	14:37:48.423
8 -	29.362	107.0	42.587	90.0	22.351	132.6	1:34.300		92.89	2.491	14:39:22.723
9 -	30.575	106.6	***40.627***	***96.8***	21.715	134.4	1:32.917		94.27	1.108	14:40:55.640
10 -	31.304	102.1	43.426	89.2	23.771	130.0	1:38.501		88.93	6.692	14:42:34.141
11 -	32.600	102.4	43.239	91.1	22.306	133.6	1:38.145		89.25	6.336	14:44:12.286
12 -	31.612	107.2	43.440	90.1	22.601	133.6	1:37.653		89.70	5.844	14:45:49.939
13 -	30.822	102.2	43.998	87.1	22.475	135.0	1:37.295		90.03	5.486	14:47:27.234

P3 34 SP3 Andrew SCHRYVER Chevron B26

IDEAL LAP TIME : 1:31.909 BEST LAP TIME : 1:32.191 DIFFERENCE : 0.282

LAP	SECTOR 1		SECTOR 2		SECTOR 3		LAP TIME		MPH	DIFF	TIME OF DAY
1 -		100.6	43.213	85.9	22.213	131.8	1:39.410		88.11	7.219	14:28:39.872
2 -	30.257	105.5	42.221	89.3	22.164	129.3	1:34.642		92.55	2.451	14:30:14.514
3 -	29.533	106.8	41.654	89.3	22.149	129.5	1:33.336		93.85	1.145	14:31:47.850
4 -	29.587	***108.0***	41.218	89.5	21.960	130.8	1:32.765		94.43	0.574	14:33:20.615
5 -	29.416	105.1	41.548	88.0	21.588	131.8	1:32.552	(3)	94.64	0.361	14:34:53.167
6 -	***29.387***	107.2	41.417	88.0	***21.582***	***132.6***	1:32.386	(2)	94.81	0.195	14:36:25.553
7 -	29.444	106.6	***40.940***	***90.1***	21.807	131.0	***1:32.191***	(1)	***95.01***		***14:37:57.744***
8 -	29.628	103.8	42.429	85.5	21.784	131.8	1:33.841		93.34	1.650	14:39:31.585
9 -	29.742	104.3	42.441	89.1	22.020	131.0	1:34.203		92.98	2.012	14:41:05.788
10 -	33.280	89.0	46.869	85.4	22.461	129.8	1:42.610		85.37	10.419	14:42:48.398
11 -	32.228	99.8	44.301	87.9	22.086	130.5	1:38.615		88.82	6.424	14:44:27.013
12 -	32.097	101.9	43.579	88.0	21.937	131.3	1:37.613		89.74	5.422	14:46:04.626
13 -	30.979	102.1	42.883	87.0	21.806	131.3	1:35.668		91.56	3.477	14:47:40.294

P4 71 SP3 Jonathan MITCHELL Chevron B19

IDEAL LAP TIME : 1:32.592 BEST LAP TIME : 1:32.774 DIFFERENCE : 0.182

LAP	SECTOR 1		SECTOR 2		SECTOR 3		LAP TIME		MPH	DIFF	TIME OF DAY
1 -		100.6	42.256	91.4	22.444	127.0	1:37.205		90.11	4.431	14:28:37.667
2 -	30.600	101.2	42.045	92.4	22.460	128.3	1:35.105		92.10	2.331	14:30:12.772
3 -	30.103	105.3	41.339	93.0	22.330	129.0	1:33.772		93.41	0.998	14:31:46.544
4 -	29.844	***106.1***	41.507	93.2	22.217	128.5	1:33.568		93.62	0.794	14:33:20.112
5 -	29.609	***106.1***	***41.025***	***93.9***	***22.140***	***129.3***	***1:32.774***	(1)	***94.42***		***14:34:52.886***
6 -	***29.427***	105.6	41.200	92.9	22.201	128.5	1:32.828	(2)	94.36	0.054	14:36:25.714

Weather / Track : Sunny / Dry

Brands Hatch GP
Circuit Length = 2.4332 miles
Start: 14:27 Flag 14:46 End: 14:53

Legends of Brands Hatch Superprix

HSCC Thundersports

RACE 3 - SECTOR ANALYSIS

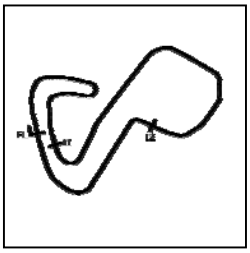

SECTOR 1 = FL to I1, SECTOR 2 = I1 to I2, SECTOR 3 = I2 to FL, DIFF = Difference To Personal Best Lap, P = Crossed Finish Line in Pit Lane, D = Time Disallowed

7 -	30.020	105.6	41.226	92.6	22.255	128.5	1:33.501		93.68	0.727	14:37:59.215
8 -	29.583	105.5	41.390	83.3	22.319	128.5	1:33.292	(3)	93.89	0.518	14:39:32.507
9 -	30.157	102.9	42.109	89.7	22.339	***129.3***	1:34.605		92.59	1.831	14:41:07.112
10 -	33.460	95.7	45.652	83.1	23.017	127.8	1:42.129		85.77	9.355	14:42:49.241
11 -	32.019	102.7	44.422	93.4	22.406	128.5	1:38.847		88.62	6.073	14:44:28.088
12 -	31.338	100.6	43.739	89.0	22.325	128.0	1:37.402		89.93	4.628	14:46:05.490
13 -	30.571	99.4	42.843	89.2	22.406	128.0	1:35.820		91.41	3.046	14:47:41.310

P5 96 SP3 Timothy DE SILVA Taydec Mk3

IDEAL LAP TIME : 1:33.526 BEST LAP TIME : 1:33.569 DIFFERENCE : 0.043

LAP	SECTOR 1		SECTOR 2		SECTOR 3		LAP TIME		MPH	DIFF	TIME OF DAY
1 -		95.4	43.724	84.7	22.585	127.0	1:40.524		87.14	6.955	14:28:40.986
2 -	30.799	105.5	42.808	89.4	22.288	127.8	1:35.895		91.34	2.326	14:30:16.881
3 -	30.282	100.6	42.530	88.6	22.190	***128.8***	1:35.002		92.20	1.433	14:31:51.883
4 -	30.171	***107.7***	41.899	92.0	22.107	128.3	1:34.177		93.01	0.608	14:33:26.060
5 -	***29.926***	107.3	41.852	***92.5***	22.074	128.0	1:33.852	(2)	93.33	0.283	14:34:59.912
6 -	30.391	84.4	42.642	90.3	22.248	127.5	1:35.281		91.93	1.712	14:36:35.193
7 -	29.945	106.8	***41.611***	91.0	22.013	127.0	***1:33.569***	(1)	***93.61***		***14:38:08.762***
8 -	29.954	106.0	41.667	89.4	22.360	127.8	1:33.981		93.20	0.412	14:39:42.743
9 -	30.276	96.1	41.687	92.1	***21.989***	127.8	1:33.952	(3)	93.23	0.383	14:41:16.695
10 -	34.572	87.7	48.400	77.3	23.711	125.4	1:46.683		82.11	13.114	14:43:03.378
11 -	33.447	87.9	46.837	90.5	23.397	124.5	1:43.681		84.48	10.112	14:44:47.059
12 -	32.613	101.5	45.444	87.1	22.565	126.1	1:40.622		87.05	7.053	14:46:27.681

P6 12 S20 Ross HYETT Tiga SC84

IDEAL LAP TIME : 1:39.364 BEST LAP TIME : 1:39.693 DIFFERENCE : 0.329

LAP	SECTOR 1		SECTOR 2		SECTOR 3		LAP TIME		MPH	DIFF	TIME OF DAY
1 -		90.1	46.019	85.3	23.956	113.3	1:45.681		82.88	5.988	14:28:46.143
2 -	31.127	93.7	44.627	***90.3***	23.939	115.1	***1:39.693***	(1)	***87.86***		***14:30:25.836***
3 -	31.425	94.1	***44.500***	88.7	23.886	115.1	1:39.811	(2)	87.76	0.118	14:32:05.647
4 -	31.419	93.5	44.917	86.5	***23.821***	***115.5***	1:40.157	(3)	87.46	0.464	14:33:45.804
5 -	***31.043***	94.3	44.928	86.8	24.448	111.4	1:40.419		87.23	0.726	14:35:26.223
6 -	31.505	93.8	45.288	82.5	23.991	114.1	1:40.784		86.91	1.091	14:37:07.007
7 -	31.156	***94.5***	45.064	85.1	23.963	113.9	1:40.183		87.43	0.490	14:38:47.190
8 -	31.890	92.5	44.626	86.9	23.939	113.9	1:40.455		87.20	0.762	14:40:27.645
9 -	34.031	87.2	51.053	81.7	25.315	106.0	1:50.399		79.34	10.706	14:42:18.044
10 -	35.541	89.3	48.464	86.0	24.147	113.7	1:48.152		80.99	8.459	14:44:06.196
11 -	33.833	90.1	46.830	80.6	25.558	113.3	1:46.221		82.46	6.528	14:45:52.417
12 -	32.339	92.1	46.258	86.8	24.118	113.5	1:42.715		85.28	3.022	14:47:35.132

P7 14 SP3 John SPIERS Osella PA3

IDEAL LAP TIME : 1:31.291 BEST LAP TIME : 1:31.556 DIFFERENCE : 0.265

LAP	SECTOR 1		SECTOR 2		SECTOR 3		LAP TIME		MPH	DIFF	TIME OF DAY
1 -	OUTLAP	105.1	42.713	93.0	22.047	127.0	1:36.326		90.93	4.770	14:28:36.788
2 -	29.319	104.6	41.625	93.7	21.990	128.3	1:32.934		94.25	1.378	14:30:09.722
3 -	***28.806***	***106.3***	41.126	94.2	21.830	126.3	1:31.762	(2)	95.46	0.206	14:31:41.484
4 -	28.904	105.8	41.050	97.6	***21.602***	128.0	***1:31.556***	(1)	***95.67***		***14:33:13.040***
5 -	28.849	105.1	***40.883***	96.0	22.201	128.3	1:31.933	(3)	95.28	0.377	14:34:44.973
6 -	28.832	105.1	41.182	***99.4***	22.017	127.3	1:32.031		95.18	0.475	14:36:17.004
7 -	29.119	105.3	41.239	97.8	21.786	129.3	1:32.144		95.06	0.588	14:37:49.148
8 -	29.124	105.6	42.878	98.5	22.022	***129.5***	1:34.024		93.16	2.468	14:39:23.172
9 -	30.625	105.6	42.330	98.2	21.988	128.8	1:34.943		92.26	3.387	14:40:58.115
10 -	30.401	99.4	44.051	95.5	22.855	126.8	1:37.307		90.02	5.751	14:42:35.422
11 -	30.968	100.6	42.704	94.7	22.699	128.3	1:36.371		90.89	4.815	14:44:11.793
12 -	32.637	95.1	43.826	96.1	22.364	129.0	1:38.827		88.63	7.271	14:45:50.620
13 -	30.600	91.8			IN PIT		1:49.273	P	80.16	17.717	14:47:39.893

P8 75 S20 Neal STEVENSON Lola T492

IDEAL LAP TIME : 1:44.010 BEST LAP TIME : 1:44.038 DIFFERENCE : 0.028

LAP	SECTOR 1	SECTOR 2	SECTOR 3	LAP TIME	MPH	DIFF	TIME OF DAY

Weather / Track : Sunny / Dry

Brands Hatch GP
Circuit Length = 2.4332 miles
Start: 14:27 Flag 14:46 End: 14:53

Legends of Brands Hatch Superprix

HSCC Thundersports

RACE 3 - SECTOR ANALYSIS

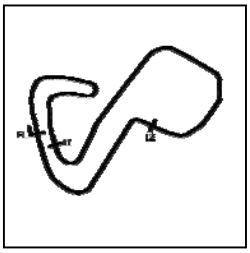

SECTOR 1 = FL to I1, SECTOR 2 = I1 to I2, SECTOR 3 = I2 to FL, DIFF = Difference To Personal Best Lap, P = Crossed Finish Line in Pit Lane, D = Time Disallowed

1 -		89.9	47.897	80.6	25.188	***112.2***	1:50.003		79.63	5.965	14:28:50.465
2 -	33.410	90.6	47.674	82.6	25.362	111.1	1:46.446		82.29	2.408	14:30:36.911
3 -	33.035	91.4	47.696	80.1	25.314	111.1	1:46.045		82.60	2.007	14:32:22.956
4 -	33.072	91.4	46.917	***83.3***	***25.054***	110.9	1:45.043	**(3)**	83.39	1.005	14:34:07.999
5 -	33.277	91.6	46.628	83.0	25.210	110.0	1:45.115		83.33	1.077	14:35:53.114
6 -	***32.817***	***91.9***	***46.139***	83.1	25.082	109.4	***1:44.038***	**(1)**	***84.19***		***14:37:37.152***
7 -	33.211	90.5	46.245	81.7	25.317	109.6	1:44.773	**(2)**	83.60	0.735	14:39:21.925
8 -	33.552	91.6	46.334	79.3	25.800	110.5	1:45.686		82.88	1.648	14:41:07.611
9 -	35.051	86.4	50.454	79.1	25.474	110.7	1:50.979		78.93	6.941	14:42:58.590
10 -	34.341	87.7	48.963	83.0	25.655	110.1	1:48.959		80.39	4.921	14:44:47.549
11 -	34.593	86.1	49.423	82.5	25.100	110.0	1:49.116		80.28	5.078	14:46:36.665
12 -	34.250	88.5	48.336	77.6	25.387	110.3	1:47.973		81.12	3.935	14:48:24.638

P9 38 SP1 Daryl TAYLOR Chevron B8

IDEAL LAP TIME : 1:42.029 BEST LAP TIME : 1:42.504 DIFFERENCE : 0.475

LAP	SECTOR 1		SECTOR 2		SECTOR 3		LAP TIME		MPH	DIFF	TIME OF DAY
1 -		91.6	46.486	79.4	24.797	117.1	1:48.440		80.78	5.936	14:28:48.902
2 -	33.023	90.8	45.810	80.3	***24.228***	***121.7***	1:43.061		84.99	0.557	14:30:31.963
3 -	32.591	93.5	45.993	75.3	24.350	120.6	1:42.934	**(2)**	85.10	0.430	14:32:14.897
4 -	***32.337***	***97.5***	45.537	***84.9***	24.630	119.8	***1:42.504***	**(1)**	***85.45***		***14:33:57.401***
5 -	33.243	97.2	***45.464***	80.9	24.273	120.6	1:42.980	**(3)**	85.06	0.476	14:35:40.381
6 -	32.636	91.3	46.075	78.5	24.445	120.2	1:43.156		84.91	0.652	14:37:23.537
7 -	32.494	94.7	46.167	81.1	24.647	115.1	1:43.308		84.79	0.804	14:39:06.845
8 -	33.743	90.9	46.121	79.7	24.851	119.8	1:44.715		83.65	2.211	14:40:51.560
9 -	39.973	78.7	52.474	74.1	26.667	117.1	1:59.114		73.54	16.610	14:42:50.674
10 -	36.890	85.3	51.606	77.4	25.740	115.7	1:54.236		76.68	11.732	14:44:44.910
11 -	36.670	80.0	51.543	79.0	26.520	115.9	1:54.733		76.34	12.229	14:46:39.643
12 -	36.472	85.2	50.353	71.5	25.789	116.1	1:52.614		77.78	10.110	14:48:32.257

P10 42 S20 Andy CHITTENDEN Tiga SC87

IDEAL LAP TIME : 1:46.927 BEST LAP TIME : 1:47.328 DIFFERENCE : 0.401

LAP	SECTOR 1		SECTOR 2		SECTOR 3		LAP TIME		MPH	DIFF	TIME OF DAY
1 -		88.6	48.706	77.3	26.046	107.8	1:54.433		76.54	7.105	14:28:54.895
2 -	33.939	89.5	***47.967***	76.4	25.788	107.7	1:47.694	**(2)**	81.34	0.366	14:30:42.589
3 -	33.962	89.8	48.103	76.7	26.061	107.5	1:48.126	**(3)**	81.01	0.798	14:32:30.715
4 -	34.010	89.5	48.359	79.1	25.951	107.7	1:48.320		80.87	0.992	14:34:19.035
5 -	33.505	89.9	48.129	76.6	***25.694***	***108.4***	***1:47.328***	**(1)**	***81.61***		***14:36:06.363***
6 -	34.121	***90.4***	48.478	76.9	25.929	106.1	1:48.528		80.71	1.200	14:37:54.891
7 -	33.681	83.5	50.989	74.6	26.194	107.3	1:50.864		79.01	3.536	14:39:45.755
8 -	***33.266***	88.6	49.285	***79.2***	25.702	107.0	1:48.253		80.92	0.925	14:41:34.008
9 -	35.256	82.2	53.153	75.7	26.564	105.5	1:54.973		76.19	7.645	14:43:28.981
10 -	37.869	82.5	52.062	74.1	26.673	104.3	1:56.604		75.12	9.276	14:45:25.585
11 -	36.582	84.7	50.790	72.9	26.330	106.5	1:53.702		77.04	6.374	14:47:19.287

P11 152 S20 Bruce CHAMBERS Lola T592

IDEAL LAP TIME : 1:44.528 BEST LAP TIME : 1:44.801 DIFFERENCE : 0.273

LAP	SECTOR 1		SECTOR 2		SECTOR 3		LAP TIME		MPH	DIFF	TIME OF DAY
1 -		86.8	47.532	83.4	25.337	***112.9***	1:51.417		78.62	6.616	14:28:51.879
2 -	33.047	***90.4***	47.961	79.5	25.671	110.0	1:46.679		82.11	1.878	14:30:38.558
3 -	32.949	87.9	47.531	***86.0***	25.344	102.9	1:45.824		82.77	1.023	14:32:24.382
4 -	32.931	87.2	***46.862***	85.1	***25.008***	110.7	***1:44.801***	**(1)**	***83.58***		***14:34:09.183***
5 -	***32.658***	86.1	47.436	82.9	25.117	109.4	1:45.211	**(2)**	83.25	0.410	14:35:54.394
6 -	32.792	85.5	47.351	82.9	25.590	109.2	1:45.733	**(3)**	82.84	0.932	14:37:40.127
7 -	33.385	86.7	1:11.443	55.5	26.285	110.5	2:11.113		66.81	26.312	14:39:51.240
8 -	33.314	84.6				110.3	2:01.710		71.97	16.909	14:41:52.950
9 -	34.195	84.7	50.367	78.6	25.950	107.0	1:50.512		79.26	5.711	14:43:43.462
10 -	33.781	88.0	50.264	83.0	26.026	105.6	1:50.071		79.58	5.270	14:45:33.533
11 -	32.822	86.9	48.779	80.7	25.638	109.6	1:47.239		81.68	2.438	14:47:20.772

Weather / Track : Sunny / Dry

Brands Hatch GP
Circuit Length = 2.4332 miles
Start: 14:27 Flag 14:46 End: 14:53

Legends of Brands Hatch Superprix

HSCC Thundersports

RACE 3 - SECTOR ANALYSIS

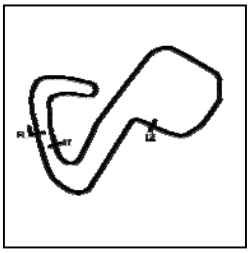

SECTOR 1 = FL to I1, SECTOR 2 = I1 to I2, SECTOR 3 = I2 to FL, DIFF = Difference To Personal Best Lap, P = Crossed Finish Line in Pit Lane, D = Time Disallowed

P12 118 SP1 Max BARTELL Elva 7S

IDEAL LAP TIME : 1:42.318 BEST LAP TIME : 1:42.560 DIFFERENCE : 0.242

LAP	SECTOR 1		SECTOR 2		SECTOR 3		LAP TIME		MPH	DIFF	TIME OF DAY
1 -	OUTLAP	83.5	46.755	73.9	24.946	120.4	2:00.240		72.85	17.680	14:29:00.702
2 -	32.656	***93.5***	46.369	***81.4***	27.002	120.6	1:46.027		82.61	3.467	14:30:46.729
3 -	32.674	90.5	45.952	77.5	24.985	121.5	1:43.611		84.54	1.051	14:32:30.340
4 -	33.269	89.9	46.004	79.0	24.424	121.3	1:43.697		84.47	1.137	14:34:14.037
5 -	33.155	90.6	45.869	78.4	***24.398***	121.3	1:43.422	**(3)**	84.69	0.862	14:35:57.459
6 -	***32.540***	92.4	***45.380***	80.3	24.640	***121.7***	***1:42.560***	**(1)**	***85.41***		***14:37:40.019***
7 -	32.991	92.9	45.756	79.9	24.508	121.1	1:43.255	**(2)**	84.83	0.695	14:39:23.274
8 -	34.454	86.3	48.011	79.6	24.734	120.9	1:47.199		81.71	4.639	14:41:10.473
9 -	36.805	84.5	51.903	74.5	IN PIT		9:12.885	**P**	15.84	7:30.325	14:50:23.358

P13 8 SP2 Dean FORWARD McLaren M8F

IDEAL LAP TIME : 1:29.798 BEST LAP TIME : 1:29.928 DIFFERENCE : 0.130

LAP	SECTOR 1		SECTOR 2		SECTOR 3		LAP TIME		MPH	DIFF	TIME OF DAY
1 -		98.2	41.144	90.3	21.086	148.4	1:32.503		94.69	2.575	14:28:32.965
2 -	29.628	107.2	40.415	91.1	20.979	149.7	1:31.022		96.23	1.094	14:30:03.987
3 -	29.950	109.4	40.693	87.4	21.183	***151.1***	1:31.826		95.39	1.898	14:31:35.813
4 -	29.266	***113.3***	***39.943***	90.8	***20.719***	150.1	***1:29.928***	**(1)**	***97.40***		***14:33:05.741***
5 -	29.351	111.6	40.133	87.7	20.873	***151.1***	1:30.357	**(2)**	96.94	0.429	14:34:36.098
6 -	29.254	112.5	40.392	86.1	21.001	149.4	1:30.647		96.63	0.719	14:36:06.745
7 -	29.425	110.9	40.241	84.8	21.157	149.4	1:30.823		96.44	0.895	14:37:37.568
8 -	29.643	110.9	40.399	86.1	21.246	150.4	1:31.288		95.95	1.360	14:39:08.856
9 -	***29.136***	110.3	40.135	92.4	21.120	149.1	1:30.391	**(3)**	96.91	0.463	14:40:39.247
10 -	31.408	108.5	42.568	87.8	21.752	149.1	1:35.728		91.50	5.800	14:42:14.975
11 -	31.368	105.1	43.019	88.5	21.503	149.7	1:35.890		91.35	5.962	14:43:50.865
12 -	31.237	102.6	42.538	***93.4***	21.292	150.4	1:35.067		92.14	5.139	14:45:25.932
13 -	30.434	105.6	43.615	81.2	22.286	139.8	1:36.335		90.93	6.407	14:47:02.267

P14 98 SP3 Simon WATTS Lola T298

IDEAL LAP TIME : 1:34.923 BEST LAP TIME : 1:35.616 DIFFERENCE : 0.693

LAP	SECTOR 1		SECTOR 2		SECTOR 3		LAP TIME		MPH	DIFF	TIME OF DAY
1 -		102.6	43.492	85.2	***22.228***	***131.5***	1:39.089		88.40	3.473	14:28:39.551
2 -	***30.243***	***106.6***	43.762	84.6	22.674	131.3	1:36.679		90.60	1.063	14:30:16.230
3 -	30.672	103.5	1:12.874	82.8	23.079	130.5	2:06.625		69.17	31.009	14:32:22.855
4 -	30.818	104.3	42.766	84.6	22.496	131.0	1:36.080	**(3)**	91.17	0.464	14:33:58.935
5 -	30.808	102.7	42.705	80.8	22.434	130.0	1:35.947	**(2)**	91.29	0.331	14:35:34.882
6 -	30.719	101.6	43.593	***87.7***	22.991	130.3	1:37.303		90.02	1.687	14:37:12.185
7 -	30.605	100.7	***42.452***	85.0	22.559	130.0	***1:35.616***	**(1)**	***91.61***		***14:38:47.801***
8 -	30.276	100.1	43.270	81.4	22.710	130.3	1:36.256		91.00	0.640	14:40:24.057

P15 32 S20 Chris SNOWDON Tiga SC79

IDEAL LAP TIME : 1:39.561 BEST LAP TIME : 1:39.839 DIFFERENCE : 0.278

LAP	SECTOR 1		SECTOR 2		SECTOR 3		LAP TIME		MPH	DIFF	TIME OF DAY
1 -		90.8	45.480	83.7	24.182	111.8	1:44.887		83.51	5.048	14:28:45.349
2 -	31.409	93.5	***44.466***	***89.5***	24.125	112.4	1:40.000	**(2)**	87.59	0.161	14:30:25.349
3 -	31.277	***93.7***	44.544	86.2	24.018	***112.5***	***1:39.839***	**(1)**	***87.73***		***14:32:05.188***
4 -	31.504	93.2	44.800	86.1	***23.986***	112.4	1:40.290	**(3)**	87.34	0.451	14:33:45.478
5 -	***31.109***	93.3	44.722	84.7	25.063	110.5	1:40.894		86.82	1.055	14:35:26.372
6 -	32.162	92.5	44.945	87.4	24.286	112.4	1:41.393		86.39	1.554	14:37:07.765
7 -	32.216	91.8	47.721	87.8	24.731	110.3	1:44.668		83.69	4.829	14:38:52.433
8 -	32.398	91.8	48.259	83.6	25.255	110.3	1:45.912		82.70	6.073	14:40:38.345

P16 57 SP3 Bruce BALCHIN Chevron B19

IDEAL LAP TIME : 1:43.499 BEST LAP TIME : 1:43.703 DIFFERENCE : 0.204

LAP	SECTOR 1		SECTOR 2		SECTOR 3		LAP TIME		MPH	DIFF	TIME OF DAY
1 -		91.9	47.555	79.9	24.680	122.4	1:50.270		79.43	6.567	14:28:50.732
2 -	33.547	88.3	48.115	78.4	24.729	122.0	1:46.391		82.33	2.688	14:30:37.123

Weather / Track : Sunny / Dry

Brands Hatch GP
Circuit Length = 2.4332 miles
Start: 14:27 Flag 14:46 End: 14:53

Legends of Brands Hatch Superprix

HSCC Thundersports

RACE 3 - SECTOR ANALYSIS

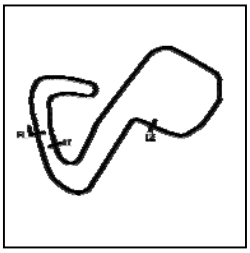

SECTOR 1 = FL to I1, SECTOR 2 = I1 to I2, SECTOR 3 = I2 to FL, DIFF = Difference To Personal Best Lap, P = Crossed Finish Line in Pit Lane, D = Time Disallowed

3 -	33.146	91.0	46.924	80.3	***24.352***	120.6	1:44.422	**(3)**	83.88	0.719	14:32:21.545
4 -	33.369	95.1	46.793	82.7	24.626	119.1	1:44.788		83.59	1.085	14:34:06.333
5 -	***32.827***	95.8	***46.320***	82.3	24.556	120.6	***1:43.703***	**(1)**	***84.47***		***14:35:50.036***
6 -	32.908	***96.6***	46.594	***83.3***	24.537	122.2	1:44.039	**(2)**	84.19	0.336	14:37:34.075
7 -	34.213	96.5	47.001	80.4	24.643	121.3	1:45.857		82.75	2.154	14:39:19.932
8 -	33.605	92.0	46.514	78.5	24.362	***122.6***	1:44.481		83.84	0.778	14:41:04.413

P17 46 S20 Trevor WELSH — Lola T492

IDEAL LAP TIME : 1:43.278 BEST LAP TIME : 1:44.001 DIFFERENCE : 0.723

LAP	SECTOR 1		SECTOR 2		SECTOR 3		LAP TIME		MPH	DIFF	TIME OF DAY
1 -		87.7	47.763	84.3	25.231	110.5	1:51.787		78.36	7.786	14:28:52.249
2 -	32.914	90.6	48.030	78.3	25.486	109.1	1:46.430		82.30	2.429	14:30:38.679
3 -	***32.277***	***92.0***	47.042	83.4	25.218	***110.7***	1:44.537	**(2)**	83.79	0.536	14:32:23.216
4 -	33.115	91.0	46.965	83.2	25.005	109.4	1:45.085		83.35	1.084	14:34:08.301
5 -	32.762	89.9	47.593	85.7	***24.720***	109.1	1:45.075		83.36	1.074	14:35:53.376
6 -	32.791	89.7	46.394	***85.8***	24.816	108.4	***1:44.001***	**(1)**	***84.22***		***14:37:37.377***
7 -	33.311	90.6	***46.281***	83.4	25.145	107.5	1:44.737	**(3)**	83.63	0.736	14:39:22.114

P18 29 SP3 Mark RICHARDSON — Lola T290

IDEAL LAP TIME : 1:32.912 BEST LAP TIME : 1:33.063 DIFFERENCE : 0.151

LAP	SECTOR 1		SECTOR 2		SECTOR 3		LAP TIME		MPH	DIFF	TIME OF DAY
1 -		105.3	43.350	89.9	22.676	129.8	1:37.935		89.44	4.872	14:28:38.397
2 -	29.470	104.8	42.123	***91.8***	***22.281***	***131.5***	1:33.874	**(3)**	93.31	0.811	14:30:12.271
3 -	29.374	105.5	***41.312***	88.4	22.377	131.0	***1:33.063***	**(1)**	***94.12***		***14:31:45.334***
4 -	29.372	106.1	41.973	89.4	22.522	***131.5***	1:33.867	**(2)**	93.32	0.804	14:33:19.201

P19 88 SP3 Kevin COOKE — March 75S

IDEAL LAP TIME : 1:37.819 BEST LAP TIME : 1:38.249 DIFFERENCE : 0.430

LAP	SECTOR 1		SECTOR 2		SECTOR 3		LAP TIME		MPH	DIFF	TIME OF DAY
1 -		95.1	44.216	***89.7***	***22.999***	123.1	1:42.274		85.65	4.025	14:28:42.736
2 -	***30.926***	98.6	***43.894***	83.8	23.429	***124.5***	***1:38.249***	**(1)**	***89.15***		***14:30:20.985***
3 -	31.268	98.2	44.103	87.8	23.431	124.2	1:38.802	**(2)**	88.66	0.553	14:31:59.787
4 -	31.392	***99.1***	44.789	79.3	24.370	123.8	1:40.551	**(3)**	87.11	2.302	14:33:40.338

P20 17 SP3 Vic NUTTER — Lola T296/7

IDEAL LAP TIME : 1:37.625 BEST LAP TIME : 1:37.984 DIFFERENCE : 0.359

LAP	SECTOR 1		SECTOR 2		SECTOR 3		LAP TIME		MPH	DIFF	TIME OF DAY
1 -		99.1	44.995	81.5	***23.009***	***128.0***	1:43.375	**(3)**	84.73	5.391	14:28:43.837
2 -	***30.366***	***101.5***	***44.250***	***81.8***	23.368	127.5	***1:37.984***	**(1)**	***89.40***		***14:30:21.821***
3 -	31.209	98.1	44.848	79.7	25.001	121.1	1:41.058	**(2)**	86.68	3.074	14:32:02.879

P21 72 S20 Jonathan LOADER — Tiga SC80

IDEAL LAP TIME : 1:41.645 BEST LAP TIME : 1:43.870 DIFFERENCE : 2.225

LAP	SECTOR 1		SECTOR 2		SECTOR 3		LAP TIME		MPH	DIFF	TIME OF DAY
1 -		88.0	***44.994***	88.6	***24.975***	111.8	2:00.936	**(2)**	72.43	17.066	14:29:01.398
2 -	32.395	***92.9***	46.111	***91.3***	25.364	***113.5***	***1:43.870***	**(1)**	***84.33***		***14:30:45.268***

Weather / Track : Sunny / Dry

Brands Hatch GP
Circuit Length = 2.4332 miles
Start: 14:27 Flag 14:46 End: 14:53

Legends of Brands Hatch Superprix

HSCC Thundersports

RACE 3 - BEST SECTORS

	SECTOR 1			SECTOR 2			SECTOR 3			IDEAL / BEST COMPARISON					
POS	NO	NAME	TIME	NO	NAME	TIME	NO	NAME	TIME	POS	NO	NAME	IDEAL	BEST	DIFF
												PERFECT LAP	1:29.468		
1	14	SPIERS	28.806	8	FORWARD	39.943	8	FORWARD	20.719	1	8	FORWARD	1:29.798	1:29.928	0.130
2	60	BURTON	28.835	60	BURTON	40.094	60	BURTON	21.472	2	60	BURTON	1:30.401	1:30.494	0.093
3	8	FORWARD	29.136	18	SINCLAIR	40.627	18	SINCLAIR	21.572	3	14	SPIERS	1:31.291	1:31.556	0.265
4	18	SINCLAIR	29.152	14	SPIERS	40.883	34	SCHRYVER	21.582	4	18	SINCLAIR	1:31.351	1:31.809	0.458
5	29	RICHARDSON	29.319	34	SCHRYVER	40.940	14	SPIERS	21.602	5	34	SCHRYVER	1:31.909	1:32.191	0.282
6	34	SCHRYVER	29.387	71	MITCHELL	41.025	96	DE SILVA	21.989	6	71	MITCHELL	1:32.592	1:32.774	0.182
7	71	MITCHELL	29.427	29	RICHARDSON	41.312	71	MITCHELL	22.140	7	29	RICHARDSON	1:32.912	1:33.063	0.151
8	96	DE SILVA	29.926	96	DE SILVA	41.611	98	WATTS	22.228	8	96	DE SILVA	1:33.526	1:33.569	0.043
9	98	WATTS	30.243	98	WATTS	42.452	29	RICHARDSON	22.281	9	98	WATTS	1:34.923	1:35.616	0.693
10	17	NUTTER	30.366	88	COOKE	43.894	88	COOKE	22.999	10	17	NUTTER	1:37.625	1:37.984	0.359
11	88	COOKE	30.926	17	NUTTER	44.250	17	NUTTER	23.009	11	88	COOKE	1:37.819	1:38.249	0.430
12	12	HYETT	31.043	32	SNOWDON	44.466	12	HYETT	23.821	12	12	HYETT	1:39.364	1:39.693	0.329
13	32	SNOWDON	31.109	12	HYETT	44.500	32	SNOWDON	23.986	13	32	SNOWDON	1:39.561	1:39.839	0.278
14	72	LOADER	31.676	72	LOADER	44.994	38	TAYLOR	24.228	14	72	LOADER	1:41.645	1:43.870	2.225
15	46	WELSH	32.277	118	BARTELL	45.380	57	BALCHIN	24.352	15	38	TAYLOR	1:42.029	1:42.504	0.475
16	38	TAYLOR	32.337	38	TAYLOR	45.464	118	BARTELL	24.398	16	118	BARTELL	1:42.318	1:42.560	0.242
17	118	BARTELL	32.540	75	STEVENSON	46.139	46	WELSH	24.720	17	46	WELSH	1:43.278	1:44.001	0.723
18	152	CHAMBERS	32.658	46	WELSH	46.281	72	LOADER	24.975	18	57	BALCHIN	1:43.499	1:43.703	0.204
19	75	STEVENSON	32.817	57	BALCHIN	46.320	152	CHAMBERS	25.008	19	75	STEVENSON	1:44.010	1:44.038	0.028
20	57	BALCHIN	32.827	152	CHAMBERS	46.862	75	STEVENSON	25.054	20	152	CHAMBERS	1:44.528	1:44.801	0.273
21	42	CHITTENDEN	33.266	42	CHITTENDEN	47.967	42	CHITTENDEN	25.694	21	42	CHITTENDEN	1:46.927	1:47.328	0.401
22				26	DOUGLAS	1:13.942									
23															

Weather / Track : Sunny / Dry

Brands Hatch GP
Circuit Length = 2.4332 miles
Start: 14:27 Flag 14:46 End: 14:53

Results can be found at www.tsl-timing.com

Printed - 14:54 Saturday, 29 June 2019

Legends of Brands Hatch Superprix

HSCC Thundersports

RACE 3 - BEST SPEEDS

	INTERMEDIATE 1			INTERMEDIATE 2			FINISH LINE		
POS	NO	NAME	MPH	NO	NAME	MPH	NO	NAME	MPH
1	**8**	FORWARD	**113.3**	**14**	SPIERS	**99.4**	**8**	FORWARD	**151.1**
2	**18**	SINCLAIR	**109.6**	**18**	SINCLAIR	**96.8**	**18**	SINCLAIR	**135.2**
3	**60**	BURTON	**109.2**	**60**	BURTON	**96.5**	**34**	SCHRYVER	**132.6**
4	**34**	SCHRYVER	**108.0**	**71**	MITCHELL	**93.9**	**60**	BURTON	**132.3**
5	**96**	DE SILVA	**107.7**	**8**	FORWARD	**93.4**	**98**	WATTS	**131.5**
6	**98**	WATTS	**106.6**	**96**	DE SILVA	**92.5**	**29**	RICHARDSON	**131.5**
7	**14**	SPIERS	**106.3**	**29**	RICHARDSON	**91.8**	**14**	SPIERS	**129.5**
8	**29**	RICHARDSON	**106.3**	**72**	LOADER	**91.3**	**71**	MITCHELL	**129.3**
9	**71**	MITCHELL	**106.1**	**12**	HYETT	**90.3**	**96**	DE SILVA	**128.8**
10	**17**	NUTTER	**101.5**	**34**	SCHRYVER	**90.1**	**17**	NUTTER	**128.0**
11	**88**	COOKE	**99.1**	**88**	COOKE	**89.7**	**88**	COOKE	**124.5**
12	**38**	TAYLOR	**97.5**	**32**	SNOWDON	**89.5**	**57**	BALCHIN	**122.6**
13	**57**	BALCHIN	**96.6**	**98**	WATTS	**87.7**	**38**	TAYLOR	**121.7**
14	**12**	HYETT	**94.5**	**152**	CHAMBERS	**86.0**	**118**	BARTELL	**121.7**
15	**32**	SNOWDON	**93.7**	**46**	WELSH	**85.8**	**12**	HYETT	**115.5**
16	**118**	BARTELL	**93.5**	**38**	TAYLOR	**84.9**	**72**	LOADER	**113.5**
17	**72**	LOADER	**92.9**	**75**	STEVENSON	**83.3**	**152**	CHAMBERS	**112.9**
18	**46**	WELSH	**92.0**	**57**	BALCHIN	**83.3**	**32**	SNOWDON	**112.5**
19	**75**	STEVENSON	**91.9**	**17**	NUTTER	**81.8**	**75**	STEVENSON	**112.2**
20	**42**	CHITTENDEN	**90.4**	**118**	BARTELL	**81.4**	**46**	WELSH	**110.7**
21	**152**	CHAMBERS	**90.4**	**42**	CHITTENDEN	**79.2**	**42**	CHITTENDEN	**108.4**
22	**26**	DOUGLAS	**52.3**	**26**	DOUGLAS	**55.8**			
23									

Weather / Track : Sunny / Dry

Brands Hatch GP
Circuit Length = 2.4332 miles
Start: 14:27 Flag 14:46 End: 14:53

Results can be found at www.tsl-timing.com

Printed - 15:13 Saturday, 29 June 2019

Legends of Brands Hatch Superprix

HSCC Thundersports

RACE 3 - STATISTICS

Competitors Started	22
Planned Start	2019-06-29 @ 14:25:00.000
Actual Start	2019-06-29 @ 14:27:00.462
Finish Time	2019-06-29 @ 14:46:40.100
Track Length	2.4332mi.
Total Laps	200
Total Distance Covered	486.6579mi.

Session Fastest Lap History

NO	CL	NAME	LAP TIME	TIME OF DAY	LAP	VEHICLE
60	SP3	**John BURTON**	**1:32.119**	14:28:32.589	1	Chevron B26
60	SP3	**John BURTON**	**1:31.378**	14:30:03.967	2	Chevron B26
8	SP2	**Dean FORWARD**	**1:31.022**	14:30:03.987	2	McLaren M8F
8	SP2	**Dean FORWARD**	**1:29.928**	14:33:05.758	4	McLaren M8F

Session Leader History

NO	CL	NAME	FROM LAP	LAPS LED	DISTANCE	VEHICLE
60	SP3	**John BURTON**	1	3	7.29 miles	Chevron B26
8	SP2	**Dean FORWARD**	4	10	24.33 miles	McLaren M8F

Flag History

TYPE	TIME OF DAY
GREEN	14:27:00.462
FINISH	14:46:40.100

Flag Statistics

TYPE	COUNT	TOTAL LAPS	TOTAL TIME
Green	1	13	26:58.865
Red	0	0	0.000
Safety Car	0	0	0.000
FCY	0	0	0.000

Brands Hatch GP
Circuit Length = 2.4332 miles
Start: 14:27 Flag 14:46 End: 14:53

Weather / Track : Sunny / Dry

These results are provisional until the conclusion of any judicial and technical matters.

Clerk Of Course : Julian Floyd		Timekeeper : Nick Palmer

Legends of Brands Hatch Superprix

HSCC Thundersports

RACE 3 - STATISTICS

CLASS : S20

7 Starters

Fastest Lap History

NO	NAME	LAP TIME	TIME OF DAY	LAP	VEHICLE
32	**Chris SNOWDON**	**1:44.887**	14:28:45.363	1	Tiga SC79
32	**Chris SNOWDON**	**1:40.000**	14:30:25.362	2	Tiga SC79
12	**Ross HYETT**	**1:39.693**	14:30:25.849	2	Tiga SC84

Leader History

NO	NAME	FROM LAP	LAPS LED	DISTANCE	VEHICLE
32	**Chris SNOWDON**	1	4	9.73 miles	Tiga SC79
12	**Ross HYETT**	5	8	19.46 miles	Tiga SC84

Brands Hatch GP

Weather / Track : Sunny / Dry

Circuit Length = 2.4332 miles

These results are provisional until the conclusion of any judicial and technical matters.

Start: 14:27 Flag 14:46 End: 14:53

Clerk Of Course : Julian Floyd		Timekeeper : Nick Palmer

Legends of Brands Hatch Superprix

HSCC Thundersports

RACE 3 - STATISTICS

CLASS : SP1

3 Starters

Fastest Lap History

NO	NAME	LAP TIME	TIME OF DAY	LAP	VEHICLE
38	**Daryl TAYLOR**	**1:48.440**	14:28:48.910	1	Chevron B8
38	**Daryl TAYLOR**	**1:43.061**	14:30:31.970	2	Chevron B8
38	**Daryl TAYLOR**	**1:42.934**	14:32:14.905	3	Chevron B8
38	**Daryl TAYLOR**	**1:42.504**	14:33:57.410	4	Chevron B8

Leader History

NO	NAME	FROM LAP	LAPS LED	DISTANCE	VEHICLE
38	**Daryl TAYLOR**	1	12	29.19 miles	Chevron B8

Brands Hatch GP

Weather / Track : Sunny / Dry

Circuit Length = 2.4332 miles

These results are provisional until the conclusion of any judicial and technical matters.

Start: 14:27 Flag 14:46 End: 14:53

Clerk Of Course : Julian Floyd		Timekeeper : Nick Palmer

Legends of Brands Hatch Superprix

HSCC Thundersports

RACE 3 - STATISTICS

CLASS : SP2

1 Starters

Fastest Lap History

NO	NAME	LAP TIME	TIME OF DAY	LAP	VEHICLE
8	**Dean FORWARD**	**1:32.503**	14:28:32.982	1	McLaren M8F
8	**Dean FORWARD**	**1:31.022**	14:30:03.987	2	McLaren M8F
8	**Dean FORWARD**	**1:29.928**	14:33:05.758	4	McLaren M8F

Leader History

NO	NAME	FROM LAP	LAPS LED	DISTANCE	VEHICLE
8	**Dean FORWARD**	1	13	31.63 miles	McLaren M8F

Brands Hatch GP

Weather / Track : Sunny / Dry

Circuit Length = 2.4332 miles

These results are provisional until the conclusion of any judicial and technical matters.

Start: 14:27 Flag 14:46 End: 14:53

Clerk Of Course : Julian Floyd		Timekeeper : Nick Palmer

Legends of Brands Hatch Superprix

HSCC Thundersports

RACE 3 - STATISTICS

CLASS : SP3

11 Starters

Fastest Lap History

NO	NAME	LAP TIME	TIME OF DAY	LAP	VEHICLE
60	**John BURTON**	**1:32.119**	14:28:32.589	1	Chevron B26
60	**John BURTON**	**1:31.378**	14:30:03.967	2	Chevron B26
60	**John BURTON**	**1:31.195**	14:34:38.591	5	Chevron B26
60	**John BURTON**	**1:30.818**	14:36:09.408	6	Chevron B26
60	**John BURTON**	**1:30.494**	14:37:39.902	7	Chevron B26

Leader History

NO	NAME	FROM LAP	LAPS LED	DISTANCE	VEHICLE
60	**John BURTON**	1	13	31.63 miles	Chevron B26

Brands Hatch GP

Weather / Track : Sunny / Dry

Circuit Length = 2.4332 miles

These results are provisional until the conclusion of any judicial and technical matters.

Start: 14:27 Flag 14:46 End: 14:53

Clerk Of Course : Julian Floyd		Timekeeper : Nick Palmer

Sheet No:

Legends of Brands Hatch Superprix

HSCC Thundersports

RACE 12 - GRID (30 minutes)

ROW 11	21	26	George DOUGLAS	22	21	Robert PARKER
ROW 10	19	72	Jonathan LOADER	20	79	Andreas FLOTH
ROW 9	17	88	Kevin COOKE	18	17	Vic NUTTER
ROW 8	15	46	Trevor WELSH	16	29	Mark RICHARDSON
ROW 7	13	32	Chris SNOWDON	14	57	Bruce BALCHIN
ROW 6	11	96	Harindra DE SILVA	12	98	Roberto GIORDANELLI
ROW 5	9	152	Bruce CHAMBERS	10	18	Tony SINCLAIR
ROW 4	7	38	Daryl TAYLOR	8	42	Andy CHITTENDEN
ROW 3	5	14	John SPIERS	6	75	Neal STEVENSON
ROW 2	3	71	Jonathan MITCHELL	4	12	Ross HYETT
ROW 1	1	60	John BURTON	2	34	James SCHRYVER
			Pole			

Brands Hatch GP
Circuit Length = 2.4332 miles

These results are provisional until the conclusion of any judicial and technical matters.

Clerk Of Course :		Timekeeper : Nick Palmer

Results can be found at www.tsl-timing.com

Printed - 11:45 Sunday, 30 June 2019

Sheet No:

Legends of Brands Hatch Superprix

HSCC Thundersports

RACE 12 - CLASSIFICATION

POS	NO	CL	PIC	NAME	ENTRY	LAPS	TIME	GAP	DIFF	MPH	BEST	ON
1	**60**	SP3	1	**John BURTON**	Chevron B26	**20**	30:58.439			94.27	**1:31.808**	3
2	**18**	SP3	2	**Tony SINCLAIR**	Lola T292	**20**	31:26.491	**28.052**	28.052	92.86	**1:32.672**	6
3	**21**	SP3	3	**Robert PARKER**	Osella PA5	**20**	31:36.406	**37.967**	9.915	92.38	**1:32.536**	13
4	**29**	SP3	4	**Mark RICHARDSON**	Lola T290	**20**	32:02.832	**1:04.393**	26.426	91.11	**1:33.424**	2
5	**12**	S20	1	**Ross HYETT**	Tiga SC84	**19**	31:46.092	**1 Lap**	1 Lap	87.31	**1:38.549**	10
6	**32**	S20	2	**Chris SNOWDON**	Tiga SC79	**19**	32:03.000	**1 Lap**	16.908	86.55	**1:39.132**	15
7	**46**	S20	3	**Trevor WELSH**	Lola T492	**18**	31:07.363	**2 Laps**	1 Lap	84.43	**1:41.233**	5
8	**75**	S20	4	**Neal STEVENSON**	Lola T492	**18**	31:14.519	**2 Laps**	7.156	84.11	**1:42.348**	13
9	**38**	SP1	1	**Daryl TAYLOR**	Chevron B8	**18**	31:25.882	**2 Laps**	11.363	83.60	**1:42.230**	4
10	**42**	S20	5	**Andy CHITTENDEN**	Tiga SC87	**18**	31:33.227	**2 Laps**	7.345	83.28	**1:43.171**	6
11	**96**	SP3	5	**Harindra DE SILVA**	Taydec Mk3	**18**	31:39.646	**2 Laps**	6.419	83.00	**1:42.839**	13
12	**79 ***	S20	6	**Andreas FLOTH**	Lola T492	**18**	31:53.347	**2 Laps**	13.701	82.40	**1:42.938**	12
					NOT CLASSIFIED							
DNF	**88**	SP3		**Kevin COOKE**	March 75S	**15**	24:37.477	**5 Laps**	3 Laps	88.93	**1:36.899**	2
DNF	**152**	S20		**Bruce CHAMBERS**	Lola T592	**15**	26:52.777	**5 Laps**	2:15.300	81.47	**1:44.810**	11
DNF	**17**	SP3		**Vic NUTTER**	Lola T296/7	**14**	24:08.708	**6 Laps**	1 Lap	84.65	**1:38.296**	4
DNF	**34**	SP3		**James SCHRYVER**	Chevron B26	**8**	12:28.680	**12 Laps**	6 Laps	93.60	**1:31.953**	6
DNF	**71**	SP3		**Jonathan MITCHELL**	Chevron B19	**7**	10:59.422	**13 Laps**	1 Lap	92.98	**1:33.155**	3
DNF	**72**	S20		**Jonathan LOADER**	Tiga SC80	**5**	8:47.924	**15 Laps**	2 Laps	82.96	**1:41.182**	5
DNF	**57**	SP3		**Bruce BALCHIN**	Chevron B19	**4**	7:12.131	**16 Laps**	1 Lap	81.08	**1:44.266**	3
DNF	**98**	SP3		**Roberto GIORDANELLI**	Lola T298	**2**	3:15.600	**18 Laps**	2 Laps	89.56	**1:34.603**	2

FASTEST LAP

60	SP3	**John BURTON**	Chevron B26	**3**	1:31.808	95.41 mph	153.55 kph
12	S20	**Ross HYETT**	Tiga SC84	**10**	1:38.549	88.88 mph	143.05 kph
38	SP1	**Daryl TAYLOR**	Chevron B8	**4**	1:42.230	85.68 mph	137.90 kph

Cars 14, 26, 118 - non starters.
***Car 79 - 5 second penalty, track limits.**

Brands Hatch GP
Circuit Length = 2.4332 miles
Start: 14:03 Flag 14:33 End: 14:35

Weather / Track : Sunny / Dry
These results are provisional until the conclusion of any judicial and technical matters.

Clerk Of Course : Julian Floyd		Timekeeper : Nick Palmer

Results can be found at www.tsl-timing.com

Printed - 14:36 Sunday, 30 June 2019

Legends of Brands Hatch Superprix

HSCC Thundersports

RACE 12 - LAP CHART

LAP 1		@ 14:04:36.773
NO	BEHIND	LAP TIME
60		1:36.706
34	1.371	1:38.077
71	2.042	1:38.748
18	2.386	1:39.092
98	4.291	1:40.997
29	8.387	1:45.093
12	9.524	1:46.230
88	12.524	1:49.230
75	12.721	1:49.427
42	14.111	1:50.817
21	15.202	1:51.908
38	16.529	1:53.235
152	16.662	1:53.368
17	16.761	1:53.467
32	17.025	1:53.731
96	18.215	1:54.921
46	19.401	1:56.107
57	19.860	1:56.566
72	20.223	1:56.929
79	23.950	2:00.656

LAP 2		@ 14:06:09.626
NO	BEHIND	LAP TIME
60		1:32.853
34	1.846	1:33.328
71	2.838	1:33.649
18	3.436	1:33.903
98	6.041	1:34.603
29	8.958	1:33.424
88	16.570	1:36.899
21	17.563	1:35.214
12	18.991	1:42.320
17	23.097	1:39.189
75	26.395	1:46.527
42	26.687	1:45.429
38	27.186	1:43.510
32	27.659	1:43.487
152	28.959	1:45.150
96	29.342	1:43.980
46	30.557	1:44.009
72	30.761	1:43.391
57	32.013	1:45.006
79	36.729	1:45.632

LAP 3		@ 14:07:41.434
NO	BEHIND	LAP TIME
60		1:31.808
34	3.375	1:33.337
71	4.185	1:33.155
18	4.843	1:33.215
29	11.137	1:33.987
21	22.501	1:36.746
88	22.848	1:38.086
12	27.126	1:39.943
17	32.902	1:41.613
32	37.580	1:41.729
38	40.553	1:45.175
75	40.697	1:46.110
42	41.471	1:46.592
72	42.475	1:43.522
46	42.946	1:44.197
96	43.889	1:46.355
152	44.250	1:47.099
57	44.471	1:44.266
79	50.439	1:45.518

LAP 4		@ 14:09:13.246
NO	BEHIND	LAP TIME
60		1:31.812
34	4.481	1:32.918
71	6.038	1:33.665
18	6.569	1:33.538
29	12.920	1:33.595
21	25.502	1:34.813
88	28.378	1:37.342
12	35.568	1:40.254
17	39.386	1:38.296
32	45.516	1:39.748
38	50.971	1:42.230
72	53.563	1:42.900
46	53.948	1:42.814
75	54.396	1:45.511
42	55.740	1:46.081
96	55.910	1:43.833
57	58.952	1:46.293
152	59.943	1:47.505
79	1:03.926	1:45.299

LAP 5		@ 14:10:45.742
NO	BEHIND	LAP TIME
60		1:32.496
34	5.024	1:33.039
71	6.752	1:33.210
18	8.267	1:34.194
29	15.200	1:34.776
21	26.638	1:33.632
88	33.568	1:37.686
12	43.291	1:40.219
17	45.550	1:38.660
32	53.239	1:40.219
38	1:01.054	1:42.579
72	1:02.249	1:41.182
46	1:02.685	1:41.233
75	1:05.031	1:43.131
42	1:06.745	1:43.501
96	1:07.289	1:43.875
152	1:14.147	1:46.700
79	1:17.907	1:46.477

Brands Hatch GP
Circuit Length = 2.4332 miles
Start: 14:03 Flag 14:33 End: 14:35

Weather / Track : Sunny / Dry

Legends of Brands Hatch Superprix

HSCC Thundersports

RACE 12 - LAP CHART

LAP 6		@ 14:12:17.853
NO	BEHIND	LAP TIME
60		1:32.111
34	4.866	1:31.953
71	8.047	1:33.406
18	8.828	1:32.672
29	18.280	1:35.191
21	28.703	1:34.176
88	39.445	1:37.988
12	50.088	1:38.908
17	52.134	1:38.695
32	1:01.115	1:39.987
38	1:11.553	1:42.610
46	1:13.514	1:42.940
75	1:15.946	1:43.026
42	1:17.805	1:43.171
96	1:18.649	1:43.471
79	1:31.478	1:45.682

LAP 7		@ 14:13:51.761
NO	BEHIND	LAP TIME
60		1:33.908
34	4.071	1:33.113
152	1 Lap	1:57.496
71	7.728	1:33.589
18	8.373	1:33.453
29	19.256	1:34.884
21	28.854	1:34.059
88	43.987	1:38.450
12	55.315	1:39.135
17	58.718	1:40.492
32	1:06.933	1:39.726
38	1:20.554	1:42.909
46	1:20.925	1:41.319
75	1:24.976	1:42.938
42	1:28.143	1:44.246
96	1:28.573	1:43.832

LAP 8		@ 14:15:24.380
NO	BEHIND	LAP TIME
60		1:32.619
34	4.367	1:32.915
18	9.676	1:33.922
79	1 Lap	1:47.021
152	1 Lap	1:46.892
29	22.553	1:35.916
21	30.044	1:33.809
88	49.995	1:38.627
12	1:01.878	1:39.182
17	1:11.077	1:44.978
32	1:13.951	1:39.637
46	1:30.657	1:42.351
38	1:32.756	1:44.821

LAP 9		@ 14:16:57.559
NO	BEHIND	LAP TIME
60		1:33.179
75	1 Lap	1:44.034
42	1 Lap	1:43.974
18	10.844	1:34.347
96	1 Lap	1:48.735
79	1 Lap	1:44.376
29	24.577	1:35.203
21	30.284	1:33.419
152	1 Lap	1:47.874
88	54.949	1:38.133
12	1:07.297	1:38.598
32	1:21.145	1:40.373
17	1:21.734	1:43.836

LAP 10		@ 14:18:30.347
NO	BEHIND	LAP TIME
60		1:32.788
46	1 Lap	1:42.783
38	1 Lap	1:43.919
18	12.567	1:34.511
75	1 Lap	1:43.786
42	1 Lap	1:44.332
96	1 Lap	1:44.542
29	27.557	1:35.768
21	30.923	1:33.427
79	1 Lap	1:44.743
152	1 Lap	1:46.792
88	1:00.553	1:38.392
12	1:13.058	1:38.549
32	1:27.613	1:39.256

Weather / Track : Sunny / Dry

Brands Hatch GP
Circuit Length = 2.4332 miles
Start: 14:03 Flag 14:33 End: 14:35

Legends of Brands Hatch Superprix

HSCC Thundersports

RACE 12 - LAP CHART

LAP 11 @ 14:20:03.038		
NO	BEHIND	LAP TIME
60		1:32.691
17	1 Lap	1:44.795
18	14.060	1:34.184
46	1 Lap	1:42.885
38	1 Lap	1:44.067
75	1 Lap	1:43.117
29	28.696	1:33.830
42	1 Lap	1:44.215
21	31.148	1:32.916
96	1 Lap	1:46.565
79	1 Lap	1:43.981
152	1 Lap	1:45.593
88	1:05.518	1:37.656
12	1:19.715	1:39.348

LAP 12 @ 14:21:35.018		
NO	BEHIND	LAP TIME
60		1:31.980
32	1 Lap	1:39.273
18	15.279	1:33.199
17	1 Lap	1:46.767
46	1 Lap	1:42.122
29	30.385	1:33.669
21	32.157	1:32.989
38	1 Lap	1:44.060
75	1 Lap	1:43.411
42	1 Lap	1:45.962
96	1 Lap	1:44.642
79	1 Lap	1:43.877
88	1:10.917	1:37.379
152	1 Lap	1:44.810
12	1:26.940	1:39.205

LAP 13 @ 14:23:07.108		
NO	BEHIND	LAP TIME
60		1:32.090
32	1 Lap	1:39.337
18	16.157	1:32.968
17	1 Lap	1:45.384
29	32.158	1:33.863
21	32.603	1:32.536
46	1 Lap	1:41.878
38	1 Lap	1:42.882
75	1 Lap	1:42.758
42	1 Lap	1:44.827
96	1 Lap	1:42.928
79	1 Lap	1:42.938
88	1:15.858	1:37.031
152	1 Lap	1:45.082

LAP 14 @ 14:24:39.196		
NO	BEHIND	LAP TIME
60		1:32.088
12	1 Lap	1:39.799
32	1 Lap	1:39.535
18	17.446	1:33.377
21	33.364	1:32.849
29	35.241	1:35.171
17	1 Lap	1:46.384
46	1 Lap	1:41.828
38	1 Lap	1:43.816
75	1 Lap	1:42.348
42	1 Lap	1:44.932
96	1 Lap	1:42.839
88	1:20.894	1:37.124
79	1 Lap	1:44.685

LAP 15 @ 14:26:12.135		
NO	BEHIND	LAP TIME
60		1:32.939
152	2 Laps	1:45.316
12	1 Lap	1:40.110
18	19.515	1:35.008
32	1 Lap	1:40.874
21	34.236	1:33.811
29	39.115	1:36.813
17	1 Lap	1:46.152
46	1 Lap	1:42.736
38	1 Lap	1:44.129
75	1 Lap	1:44.465
42	1 Lap	1:44.632
96	1 Lap	1:45.503
88	1:25.409	1:37.454

Weather / Track : Sunny / Dry

Brands Hatch GP
Circuit Length = 2.4332 miles
Start: 14:03 Flag 14:33 End: 14:35

Legends of Brands Hatch Superprix

HSCC Thundersports

RACE 12 - LAP CHART

LAP 16 @ 14:27:44.017		
NO	BEHIND	LAP TIME
60		1:31.882
79	2 Laps	1:45.277
12	1 Lap	1:41.375
152	2 Laps	1:45.649
18	21.537	1:33.904
32	1 Lap	1:39.132
21	37.203	1:34.849
29	44.003	1:36.770
46	1 Lap	1:44.234
38	1 Lap	1:43.875
75	1 Lap	1:44.077

LAP 17 @ 14:29:17.814		
NO	BEHIND	LAP TIME
60		1:33.797
42	2 Laps	1:45.641
96	2 Laps	1:47.063
79	2 Laps	1:44.012
18	21.415	1:33.675
12	1 Lap	1:40.774
152	2 Laps	1:47.451
21	36.981	1:33.575
32	1 Lap	1:39.929
29	47.089	1:36.883
46	1 Lap	1:43.691
75	1 Lap	1:43.295

LAP 18 @ 14:30:51.356		
NO	BEHIND	LAP TIME
60		1:33.542
38	2 Laps	1:50.958
42	2 Laps	1:44.926
96	2 Laps	1:45.665
18	22.481	1:34.608
79	2 Laps	1:45.364
12	1 Lap	1:39.321
21	37.341	1:33.902
32	1 Lap	1:41.640
29	52.121	1:38.574
46	1 Lap	1:45.053

LAP 19 @ 14:32:24.336		
NO	BEHIND	LAP TIME
60		1:32.980
75	2 Laps	1:43.027
38	2 Laps	1:45.272
42	2 Laps	1:44.809
18	25.635	1:36.134
96	2 Laps	1:45.288
79	2 Laps	1:45.286
21	37.662	1:33.301
12	1 Lap	1:40.984
32	1 Lap	1:44.339
29	59.898	1:40.757

LAP 20 @ 14:33:58.506		
NO	BEHIND	LAP TIME
60		1:34.170
46	2 Laps	1:45.183
75	2 Laps	1:43.531
38	2 Laps	1:45.835
18	28.052	1:36.587
42	2 Laps	1:45.140
21	37.967	1:34.475
96	2 Laps	1:45.609
12	1 Lap	1:41.838
79	2 Laps	1:47.523
29	1:04.393	1:38.665
32	1 Lap	1:41.048

Weather / Track : Sunny / Dry

Brands Hatch GP
Circuit Length = 2.4332 miles
Start: 14:03 Flag 14:33 End: 14:35

Legends of Brands Hatch Superprix

HSCC Thundersports

RACE 12 - SECTOR ANALYSIS

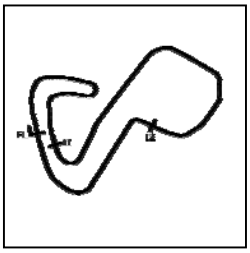

SECTOR 1 = FL to I1, SECTOR 2 = I1 to I2, SECTOR 3 = I2 to FL, DIFF = Difference To Personal Best Lap, P = Crossed Finish Line in Pit Lane, D = Time Disallowed

P1 60 SP3 John BURTON Chevron B26

IDEAL LAP TIME : 1:31.248 BEST LAP TIME : 1:31.808 DIFFERENCE : 0.560

LAP	SECTOR 1		SECTOR 2		SECTOR 3		LAP TIME	MPH	DIFF	TIME OF DAY
1 -		103.8	41.532	86.8	21.737	133.1	1:36.706	90.58	4.898	14:04:36.773
2 -	29.879	106.3	41.229	91.8	21.745	133.9	1:32.853	94.34	1.045	14:06:09.626
3 -	29.488	104.6	40.875	94.5	***21.445***	***134.7***	***1:31.808*** **(1)**	***95.41***		***14:07:41.434***
4 -	29.420	107.0	40.844	91.3	21.548	133.4	1:31.812 **(2)**	95.41	0.004	14:09:13.246
5 -	29.482	106.8	41.142	89.9	21.872	132.6	1:32.496	94.70	0.688	14:10:45.742
6 -	29.471	106.5	40.967	91.1	21.673	133.6	1:32.111	95.10	0.303	14:12:17.853
7 -	29.838	105.6	42.231	93.0	21.839	133.4	1:33.908	93.28	2.100	14:13:51.761
8 -	30.024	105.0	40.869	92.0	21.726	134.2	1:32.619	94.57	0.811	14:15:24.380
9 -	29.644	101.3	41.460	***100.1***	22.075	134.2	1:33.179	94.01	1.371	14:16:57.559
10 -	29.881	102.1	41.193	89.8	21.714	133.1	1:32.788	94.40	0.980	14:18:30.347
11 -	29.717	105.5	41.015	88.8	21.959	132.8	1:32.691	94.50	0.883	14:20:03.038
12 -	***29.281***	105.8	40.926	90.5	21.773	133.4	1:31.980	95.23	0.172	14:21:35.018
13 -	29.795	104.8	40.761	93.8	21.534	133.6	1:32.090	95.12	0.282	14:23:07.108
14 -	29.471	***108.7***	40.991	89.0	21.626	132.8	1:32.088	95.12	0.280	14:24:39.196
15 -	30.185	103.8	41.266	92.6	21.488	133.4	1:32.939	94.25	1.131	14:26:12.135
16 -	29.757	106.5	***40.522***	92.4	21.603	133.1	1:31.882 **(3)**	95.33	0.074	14:27:44.017
17 -	29.643	106.3	42.135	89.8	22.019	132.6	1:33.797	93.39	1.989	14:29:17.814
18 -	30.069	106.3	41.413	91.0	22.060	132.3	1:33.542	93.64	1.734	14:30:51.356
19 -	30.002	102.9	41.057	86.4	21.921	133.4	1:32.980	94.21	1.172	14:32:24.336
20 -	30.492	101.3	41.727	90.3	21.951	131.0	1:34.170	93.02	2.362	14:33:58.506

P2 18 SP3 Tony SINCLAIR Lola T292

IDEAL LAP TIME : 1:32.464 BEST LAP TIME : 1:32.672 DIFFERENCE : 0.208

LAP	SECTOR 1		SECTOR 2		SECTOR 3		LAP TIME	MPH	DIFF	TIME OF DAY
1 -		99.4	41.735	88.4	22.108	136.1	1:39.092	88.40	6.420	14:04:39.159
2 -	30.230	106.3	41.607	89.4	22.066	136.6	1:33.903	93.28	1.231	14:06:13.062
3 -	29.834	106.1	41.380	91.9	22.001	***136.9***	1:33.215	93.97	0.543	14:07:46.277
4 -	30.067	107.8	41.284	88.1	22.187	135.2	1:33.538	93.65	0.866	14:09:19.815
5 -	29.835	106.5	42.107	87.4	22.252	136.1	1:34.194	92.99	1.522	14:10:54.009
6 -	29.576	107.7	***40.987***	88.1	22.109	136.1	***1:32.672*** **(1)**	***94.52***		***14:12:26.681***
7 -	29.952	106.5	41.403	91.0	22.098	135.8	1:33.453	93.73	0.781	14:14:00.134
8 -	30.020	107.3	41.789	92.1	22.113	135.8	1:33.922	93.26	1.250	14:15:34.056
9 -	29.645	107.0	41.282	91.5	23.420	132.3	1:34.347	92.84	1.675	14:17:08.403
10 -	29.945	105.5	42.126	92.0	22.440	134.7	1:34.511	92.68	1.839	14:18:42.914
11 -	30.047	***108.2***	42.126	92.5	22.011	135.2	1:34.184	93.00	1.512	14:20:17.098
12 -	29.608	106.6	41.459	91.4	22.132	134.4	1:33.199 **(3)**	93.99	0.527	14:21:50.297
13 -	29.795	107.0	41.177	***93.2***	***21.996***	135.0	1:32.968 **(2)**	94.22	0.296	14:23:23.265
14 -	***29.481***	107.5	41.673	88.6	22.223	135.0	1:33.377	93.81	0.705	14:24:56.642
15 -	30.943	106.1	41.726	89.5	22.339	134.4	1:35.008	92.20	2.336	14:26:31.650
16 -	30.248	106.0	41.300	92.0	22.356	135.0	1:33.904	93.28	1.232	14:28:05.554
17 -	29.747	105.8	41.612	88.8	22.316	134.4	1:33.675	93.51	1.003	14:29:39.229
18 -	29.928	106.0	41.756	86.4	22.924	134.4	1:34.608	92.59	1.936	14:31:13.837
19 -	30.341	104.3	43.129	89.3	22.664	134.7	1:36.134	91.12	3.462	14:32:49.971
20 -	30.975	103.7	42.613	84.0	22.999	127.5	1:36.587	90.69	3.915	14:34:26.558

P3 21 SP3 Robert PARKER Osella PA5

IDEAL LAP TIME : 1:31.814 BEST LAP TIME : 1:32.536 DIFFERENCE : 0.722

LAP	SECTOR 1		SECTOR 2		SECTOR 3		LAP TIME	MPH	DIFF	TIME OF DAY
1 -		91.5	44.936	77.9	23.574	130.5	1:51.908	78.27	19.372	14:04:51.975
2 -	30.849	101.8	42.151	83.8	22.214	132.3	1:35.214	92.00	2.678	14:06:27.189
3 -	30.715	99.2	43.382	84.6	22.649	131.3	1:36.746	90.54	4.210	14:08:03.935
4 -	30.680	106.8	41.761	82.4	22.372	131.5	1:34.813	92.39	2.277	14:09:38.748
5 -	30.100	109.1	41.543	94.2	21.989	132.3	1:33.632	93.55	1.096	14:11:12.380
6 -	30.149	106.6	41.760	88.6	22.267	131.8	1:34.176	93.01	1.640	14:12:46.556
7 -	30.466	107.3	41.573	90.1	22.020	132.6	1:34.059	93.13	1.523	14:14:20.615
8 -	30.576	106.3	41.364	90.5	21.869	***133.1***	1:33.809	93.37	1.273	14:15:54.424
9 -	30.099	105.8	41.647	91.4	21.673	***133.1***	1:33.419	93.76	0.883	14:17:27.843
10 -	30.112	106.8	41.563	85.7	21.752	132.1	1:33.427	93.76	0.891	14:19:01.270

Weather / Track : Sunny / Dry

Brands Hatch GP
Circuit Length = 2.4332 miles
Start: 14:03 Flag 14:33 End: 14:35

Legends of Brands Hatch Superprix

HSCC Thundersports

RACE 12 - SECTOR ANALYSIS

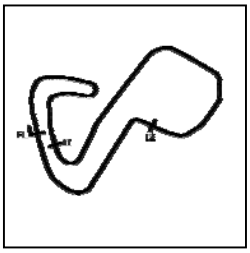

SECTOR 1 = FL to I1, SECTOR 2 = I1 to I2, SECTOR 3 = I2 to FL, DIFF = Difference To Personal Best Lap, P = Crossed Finish Line in Pit Lane, D = Time Disallowed

11 -	29.678	108.0	41.620	98.5	***21.618***	132.8	1:32.916	**(3)**	94.27	0.380	14:20:34.186
12 -	29.268	109.1	41.568	81.6	22.153	132.6	1:32.989		94.20	0.453	14:22:07.175
13 -	***29.218***	109.1	41.561	88.4	21.757	132.6	***1:32.536***	**(1)**	***94.66***		***14:23:39.711***
14 -	29.459	108.2	41.455	95.0	21.935	130.8	1:32.849	**(2)**	94.34	0.313	14:25:12.560
15 -	30.512	106.0	40.991	93.2	22.308	131.8	1:33.811		93.37	1.275	14:26:46.371
16 -	30.920	107.3	41.726	86.9	22.203	132.3	1:34.849		92.35	2.313	14:28:21.220
17 -	30.447	108.5	41.259	90.9	21.869	132.6	1:33.575		93.61	1.039	14:29:54.795
18 -	30.537	106.6	41.347	90.0	22.018	132.6	1:33.902		93.28	1.366	14:31:28.697
19 -	30.099	***109.2***	***40.978***	***99.7***	22.224	***133.1***	1:33.301		93.88	0.765	14:33:01.998
20 -	30.149	108.7	42.216	93.4	22.110	132.3	1:34.475		92.72	1.939	14:34:36.473

P4 29 SP3 Mark RICHARDSON — Lola T290

IDEAL LAP TIME : 1:33.065 BEST LAP TIME : 1:33.424 DIFFERENCE : 0.359

LAP	SECTOR 1		SECTOR 2		SECTOR 3		LAP TIME		MPH	DIFF	TIME OF DAY
1 -		102.2	43.329	88.0	22.672	131.0	1:45.093		83.35	11.669	14:04:45.160
2 -	29.597	107.7	***41.346***	91.3	22.481	***132.8***	***1:33.424***	**(1)**	***93.76***		***14:06:18.584***
3 -	29.501	104.8	41.808	95.0	22.678	131.8	1:33.987		93.20	0.563	14:07:52.571
4 -	***29.316***	***107.8***	41.808	92.1	22.471	132.1	1:33.595	**(2)**	93.59	0.171	14:09:26.166
5 -	29.809	105.8	42.160	89.7	22.807	130.5	1:34.776		92.42	1.352	14:11:00.942
6 -	30.052	101.9	42.341	87.7	22.798	131.8	1:35.191		92.02	1.767	14:12:36.133
7 -	29.966	105.8	42.341	86.2	22.577	131.5	1:34.884		92.32	1.460	14:14:11.017
8 -	30.204	105.8	42.781	82.3	22.931	131.3	1:35.916		91.32	2.492	14:15:46.933
9 -	29.764	105.5	42.458	94.5	22.981	132.3	1:35.203		92.01	1.779	14:17:22.136
10 -	30.280	103.4	42.549	86.0	22.939	131.5	1:35.768		91.46	2.344	14:18:57.904
11 -	29.743	104.3	41.655	94.2	22.432	131.0	1:33.830		93.35	0.406	14:20:31.734
12 -	29.444	106.5	41.816	***95.8***	22.409	131.5	1:33.669	**(3)**	93.51	0.245	14:22:05.403
13 -	29.523	105.5	41.937	87.9	***22.403***	131.8	1:33.863		93.32	0.439	14:23:39.266
14 -	29.751	104.2	42.590	86.2	22.830	130.5	1:35.171		92.04	1.747	14:25:14.437
15 -	30.683	101.8	42.950	88.3	23.180	129.8	1:36.813		90.48	3.389	14:26:51.250
16 -	30.500	103.2	43.028	82.6	23.242	129.8	1:36.770		90.52	3.346	14:28:28.020
17 -	31.018	97.3	42.812	85.9	23.053	130.5	1:36.883		90.41	3.459	14:30:04.903
18 -	30.901	99.5	43.753	79.6	23.920	125.2	1:38.574		88.86	5.150	14:31:43.477
19 -	31.501	99.2	45.186	82.9	24.070	122.6	1:40.757		86.94	7.333	14:33:24.234
20 -	31.379	95.7	44.223	87.3	23.063	128.3	1:38.665		88.78	5.241	14:35:02.899

P5 12 S20 Ross HYETT — Tiga SC84

IDEAL LAP TIME : 1:38.324 BEST LAP TIME : 1:38.549 DIFFERENCE : 0.225

LAP	SECTOR 1		SECTOR 2		SECTOR 3		LAP TIME		MPH	DIFF	TIME OF DAY
1 -		90.4	45.443	83.8	24.201	113.9	1:46.230		82.46	7.681	14:04:46.297
2 -	31.684	92.6	46.040	83.8	24.596	113.5	1:42.320		85.61	3.771	14:06:28.617
3 -	31.489	93.3	44.492	88.0	23.962	114.3	1:39.943		87.64	1.394	14:08:08.560
4 -	31.478	93.0	44.814	84.8	23.962	115.1	1:40.254		87.37	1.705	14:09:48.814
5 -	32.089	94.2	44.265	88.8	23.865	114.9	1:40.219		87.40	1.670	14:11:29.033
6 -	31.250	93.8	44.009	91.4	23.649	115.5	1:38.908	**(3)**	88.56	0.359	14:13:07.941
7 -	31.265	93.4	44.038	89.0	23.832	114.3	1:39.135		88.36	0.586	14:14:47.076
8 -	31.163	93.9	44.272	88.8	23.747	115.5	1:39.182		88.32	0.633	14:16:26.258
9 -	31.116	93.7	43.891	92.0	***23.591***	***115.7***	1:38.598	**(2)**	88.84	0.049	14:18:04.856
10 -	31.099	93.0	***43.740***	89.1	23.710	115.5	***1:38.549***	**(1)**	***88.88***		***14:19:43.405***
11 -	***30.993***	92.8	44.218	89.5	24.137	113.3	1:39.348		88.17	0.799	14:21:22.753
12 -	31.198	***94.3***	44.206	92.1	23.801	114.5	1:39.205		88.30	0.656	14:23:01.958
13 -	31.377	93.3	44.758	***92.3***	23.664	114.5	1:39.799		87.77	1.250	14:24:41.757
14 -	32.178	93.2	44.189	90.4	23.743	114.5	1:40.110		87.50	1.561	14:26:21.867
15 -	31.986	92.5	44.592	86.5	24.797	103.5	1:41.375		86.41	2.826	14:28:03.242
16 -	31.722	92.1	45.259	90.3	23.793	114.1	1:40.774		86.92	2.225	14:29:44.016
17 -	31.405	92.6	44.293	89.2	23.623	114.7	1:39.321		88.19	0.772	14:31:23.337
18 -	31.248	92.9	45.226	86.0	24.510	115.1	1:40.984		86.74	2.435	14:33:04.321
19 -	32.152	92.1	45.258	88.3	24.428	112.9	1:41.838		86.01	3.289	14:34:46.159

P6 32 S20 Chris SNOWDON — Tiga SC79

IDEAL LAP TIME : 1:38.736 BEST LAP TIME : 1:39.132 DIFFERENCE : 0.396

LAP	SECTOR 1		SECTOR 2		SECTOR 3		LAP TIME		MPH	DIFF	TIME OF DAY
1 -		88.7	47.661	85.5	25.731	112.4	1:53.731		77.02	14.599	14:04:53.798

Weather / Track : Sunny / Dry

Brands Hatch GP
Circuit Length = 2.4332 miles
Start: 14:03 Flag 14:33 End: 14:35

Legends of Brands Hatch Superprix

HSCC Thundersports

RACE 12 - SECTOR ANALYSIS

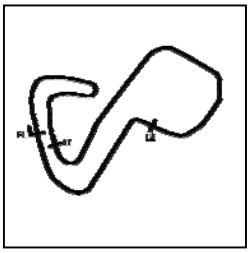

SECTOR 1 = FL to I1, SECTOR 2 = I1 to I2, SECTOR 3 = I2 to FL, DIFF = Difference To Personal Best Lap, P = Crossed Finish Line in Pit Lane, D = Time Disallowed

2 -	33.256	89.9	45.163	89.3	25.068	114.1	1:43.487		84.64	4.355	14:06:37.285
3 -	32.791	89.0	44.348	90.1	24.590	113.1	1:41.729		86.10	2.597	14:08:19.014
4 -	***31.110***	92.6	44.646	88.8	23.992	113.5	1:39.748		87.81	0.616	14:09:58.762
5 -	31.635	92.1	44.425	84.0	24.159	112.7	1:40.219		87.40	1.087	14:11:38.981
6 -	31.399	92.8	44.613	87.4	23.975	114.1	1:39.987		87.60	0.855	14:13:18.968
7 -	31.423	92.4	44.608	90.9	23.695	***114.5***	1:39.726		87.83	0.594	14:14:58.694
8 -	31.391	92.3	44.410	89.3	23.836	114.1	1:39.637		87.91	0.505	14:16:38.331
9 -	31.492	92.6	44.653	85.5	24.228	114.1	1:40.373		87.27	1.241	14:18:18.704
10 -	31.202	92.5	44.258	91.6	23.796	113.5	1:39.256	**(2)**	88.25	0.124	14:19:57.960
11 -	31.182	92.8	44.539	88.3	***23.552***	114.1	1:39.273	**(3)**	88.23	0.141	14:21:37.233
12 -	31.253	92.8	***44.074***	92.5	24.010	113.3	1:39.337		88.18	0.205	14:23:16.570
13 -	31.440	92.5	44.158	90.0	23.937	113.1	1:39.535		88.00	0.403	14:24:56.105
14 -	32.296	***92.9***	44.519	88.1	24.059	113.5	1:40.874		86.83	1.742	14:26:36.979
15 -	31.388	92.6	44.076	***93.4***	23.668	114.1	***1:39.132***	**(1)**	***88.36***		***14:28:16.111***
16 -	31.579	92.4	44.122	91.3	24.228	114.1	1:39.929		87.66	0.797	14:29:56.040
17 -	31.543	92.6	45.921	82.9	24.176	114.1	1:41.640		86.18	2.508	14:31:37.680
18 -	31.530	92.4	47.251	57.6	25.558	113.1	1:44.339		83.95	5.207	14:33:22.019
19 -	31.929	92.1	45.042	87.0	24.077	113.3	1:41.048		86.68	1.916	14:35:03.067

P7 46 S20 Trevor WELSH Lola T492

IDEAL LAP TIME : 1:40.967 BEST LAP TIME : 1:41.233 DIFFERENCE : 0.266

LAP	SECTOR 1		SECTOR 2		SECTOR 3		LAP TIME		MPH	DIFF	TIME OF DAY
1 -		83.6	48.827	79.6	25.496	112.2	1:56.107		75.44	14.874	14:04:56.174
2 -	32.673	91.6	46.580	87.0	24.756	112.7	1:44.009		84.22	2.776	14:06:40.183
3 -	32.980	92.1	46.420	87.9	24.797	114.5	1:44.197		84.07	2.964	14:08:24.380
4 -	32.049	92.6	46.434	88.0	24.331	114.1	1:42.814		85.20	1.581	14:10:07.194
5 -	31.867	92.6	***45.093***	***90.9***	24.273	114.9	***1:41.233***	**(1)**	***86.53***		***14:11:48.427***
6 -	32.174	***92.8***	46.354	89.4	24.412	113.9	1:42.940		85.09	1.707	14:13:31.367
7 -	31.849	92.0	45.345	87.9	***24.125***	***115.1***	1:41.319	**(2)**	86.45	0.086	14:15:12.686
8 -	32.399	91.6	45.347	90.4	24.605	114.1	1:42.351		85.58	1.118	14:16:55.037
9 -	31.948	90.8	46.283	89.5	24.552	113.3	1:42.783		85.22	1.550	14:18:37.820
10 -	31.887	91.6	46.597	88.3	24.401	113.1	1:42.885		85.14	1.652	14:20:20.705
11 -	31.902	92.1	45.789	89.1	24.431	113.5	1:42.122		85.77	0.889	14:22:02.827
12 -	31.862	91.1	45.499	89.8	24.517	112.9	1:41.878		85.98	0.645	14:23:44.705
13 -	***31.749***	92.5	45.493	88.6	24.586	112.7	1:41.828	**(3)**	86.02	0.595	14:25:26.533
14 -	32.745	91.4	45.696	86.7	24.295	113.7	1:42.736		85.26	1.503	14:27:09.269
15 -	33.921	88.1	45.730	89.8	24.583	113.3	1:44.234		84.04	3.001	14:28:53.503
16 -	32.773	91.0	46.082	88.5	24.836	113.3	1:43.691		84.48	2.458	14:30:37.194
17 -	33.194	88.5	46.824	86.0	25.035	113.7	1:45.053		83.38	3.820	14:32:22.247
18 -	33.550	91.6	47.057	87.2	24.576	111.1	1:45.183		83.28	3.950	14:34:07.430

P8 75 S20 Neal STEVENSON Lola T492

IDEAL LAP TIME : 1:42.155 BEST LAP TIME : 1:42.348 DIFFERENCE : 0.193

LAP	SECTOR 1		SECTOR 2		SECTOR 3		LAP TIME		MPH	DIFF	TIME OF DAY
1 -		89.9	46.727	78.7	25.128	110.0	1:49.427		80.05	7.079	14:04:49.494
2 -	33.274	89.5	47.893	79.3	25.360	110.0	1:46.527		82.23	4.179	14:06:36.021
3 -	33.922	88.8	46.954	82.2	25.234	111.1	1:46.110		82.55	3.762	14:08:22.131
4 -	33.107	89.5	46.594	84.3	25.810	112.7	1:45.511		83.02	3.163	14:10:07.642
5 -	32.581	91.3	45.802	82.5	24.748	113.1	1:43.131		84.93	0.783	14:11:50.773
6 -	32.529	91.0	45.866	83.8	24.631	113.5	1:43.026		85.02	0.678	14:13:33.799
7 -	32.637	90.3	45.593	84.6	24.708	112.7	1:42.938	**(3)**	85.09	0.590	14:15:16.737
8 -	32.960	91.4	45.641	80.2	25.433	112.4	1:44.034		84.20	1.686	14:17:00.771
9 -	32.726	91.1	45.545	83.6	25.515	112.2	1:43.786		84.40	1.438	14:18:44.557
10 -	32.686	90.1	45.606	81.5	24.825	***113.9***	1:43.117		84.95	0.769	14:20:27.674
11 -	32.419	91.4	46.373	83.0	24.619	113.1	1:43.411		84.70	1.063	14:22:11.085
12 -	***32.372***	91.3	45.571	85.1	24.815	113.3	1:42.758	**(2)**	85.24	0.410	14:23:53.843
13 -	32.565	90.3	***45.225***	83.1	***24.558***	113.1	***1:42.348***	**(1)**	***85.58***		***14:25:36.191***
14 -	33.966	89.8	45.744	77.9	24.755	113.7	1:44.465		83.85	2.117	14:27:20.656
15 -	32.812	***91.8***	45.881	81.1	25.384	113.7	1:44.077		84.16	1.729	14:29:04.733
16 -	32.941	89.4	45.674	84.5	24.680	111.4	1:43.295		84.80	0.947	14:30:48.028
17 -	32.452	90.0	45.560	82.3	25.015	112.2	1:43.027		85.02	0.679	14:32:31.055
18 -	32.918	90.5	45.804	***85.7***	24.809	112.2	1:43.531		84.61	1.183	14:34:14.586

Weather / Track : Sunny / Dry

Brands Hatch GP
Circuit Length = 2.4332 miles
Start: 14:03 Flag 14:33 End: 14:35

Legends of Brands Hatch Superprix

HSCC Thundersports

RACE 12 - SECTOR ANALYSIS

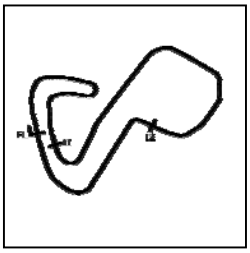

SECTOR 1 = FL to I1, SECTOR 2 = I1 to I2, SECTOR 3 = I2 to FL, DIFF = Difference To Personal Best Lap, P = Crossed Finish Line in Pit Lane, D = Time Disallowed

P9 38 SP1 Daryl TAYLOR Chevron B8

IDEAL LAP TIME : 1:41.816 BEST LAP TIME : 1:42.230 DIFFERENCE : 0.414

LAP	SECTOR 1		SECTOR 2		SECTOR 3		LAP TIME		MPH	DIFF	TIME OF DAY
1 -		89.2	47.745	79.7	25.430	120.2	1:53.235		77.35	11.005	14:04:53.302
2 -	32.948	87.4	45.793	79.8	24.769	***122.4***	1:43.510		84.62	1.280	14:06:36.812
3 -	33.594	89.0	47.004	79.9	24.577	121.7	1:45.175		83.28	2.945	14:08:21.987
4 -	***32.133***	90.4	45.577	81.1	24.520	122.0	***1:42.230***	**(1)**	***85.68***		***14:10:04.217***
5 -	32.561	90.6	45.732	77.4	***24.286***	119.8	1:42.579	**(2)**	85.39	0.349	14:11:46.796
6 -	32.448	91.4	45.477	80.6	24.685	121.3	1:42.610	**(3)**	85.37	0.380	14:13:29.406
7 -	32.639	90.3	***45.397***	81.8	24.873	115.1	1:42.909		85.12	0.679	14:15:12.315
8 -	33.680	90.5	46.352	78.6	24.789	121.5	1:44.821		83.56	2.591	14:16:57.136
9 -	33.246	94.6	46.082	81.7	24.591	119.8	1:43.919		84.29	1.689	14:18:41.055
10 -	33.391	90.8	45.736	83.0	24.940	112.9	1:44.067		84.17	1.837	14:20:25.122
11 -	33.305	93.5	46.243	80.0	24.512	119.4	1:44.060		84.18	1.830	14:22:09.182
12 -	32.610	93.8	45.747	***83.7***	24.525	118.7	1:42.882		85.14	0.652	14:23:52.064
13 -	32.844	92.0	45.772	81.1	25.200	111.4	1:43.816		84.37	1.586	14:25:35.880
14 -	33.838	***95.0***	45.824	79.1	24.467	120.2	1:44.129		84.12	1.899	14:27:20.009
15 -	32.937	94.1	46.294	80.4	24.644	120.6	1:43.875		84.33	1.645	14:29:03.884
16 -	37.822	72.7	47.749	73.8	25.387	118.1	1:50.958		78.94	8.728	14:30:54.842
17 -	33.764	91.0	46.322	76.0	25.186	118.1	1:45.272		83.21	3.042	14:32:40.114
18 -	33.903	93.0	46.725	82.0	25.207	114.1	1:45.835		82.76	3.605	14:34:25.949

P10 42 S20 Andy CHITTENDEN Tiga SC87

IDEAL LAP TIME : 1:42.808 BEST LAP TIME : 1:43.171 DIFFERENCE : 0.363

LAP	SECTOR 1		SECTOR 2		SECTOR 3		LAP TIME		MPH	DIFF	TIME OF DAY
1 -		89.3	46.656	80.4	25.876	107.8	1:50.817		79.04	7.646	14:04:50.884
2 -	32.680	88.6	47.573	77.8	25.176	110.7	1:45.429		83.08	2.258	14:06:36.313
3 -	33.811	86.8	47.861	79.1	24.920	***111.2***	1:46.592		82.18	3.421	14:08:22.905
4 -	32.806	89.4	48.181	82.6	25.094	110.1	1:46.081		82.57	2.910	14:10:08.986
5 -	32.430	***91.4***	46.237	***83.5***	24.834	110.5	1:43.501	**(2)**	84.63	0.330	14:11:52.487
6 -	***32.022***	***91.4***	46.446	82.8	***24.703***	111.1	***1:43.171***	**(1)**	***84.90***		***14:13:35.658***
7 -	32.363	90.1	***46.083***	81.2	25.800	108.5	1:44.246		84.03	1.075	14:15:19.904
8 -	32.479	90.3	46.423	82.5	25.072	110.0	1:43.974	**(3)**	84.25	0.803	14:17:03.878
9 -	32.660	89.7	46.593	79.9	25.079	110.0	1:44.332		83.96	1.161	14:18:48.210
10 -	32.487	90.4	46.207	80.2	25.521	108.7	1:44.215		84.05	1.044	14:20:32.425
11 -	33.182	87.7	47.650	82.1	25.130	109.1	1:45.962		82.66	2.791	14:22:18.387
12 -	32.479	91.0	47.161	80.0	25.187	108.5	1:44.827		83.56	1.656	14:24:03.214
13 -	32.973	90.1	46.562	81.5	25.397	108.7	1:44.932		83.48	1.761	14:25:48.146
14 -	33.015	90.0	46.471	80.8	25.146	109.4	1:44.632		83.72	1.461	14:27:32.778
15 -	33.156	88.0	47.285	80.7	25.200	108.9	1:45.641		82.92	2.470	14:29:18.419
16 -	32.653	89.9	47.091	80.6	25.182	108.7	1:44.926		83.48	1.755	14:31:03.345
17 -	32.858	89.5	46.796	82.0	25.155	109.4	1:44.809		83.57	1.638	14:32:48.154
18 -	33.094	89.3	46.764	83.1	25.282	109.4	1:45.140		83.31	1.969	14:34:33.294

P11 96 SP3 Harindra DE SILVA Taydec Mk3

IDEAL LAP TIME : 1:42.335 BEST LAP TIME : 1:42.839 DIFFERENCE : 0.504

LAP	SECTOR 1		SECTOR 2		SECTOR 3		LAP TIME		MPH	DIFF	TIME OF DAY
1 -		82.6	49.723	77.8	24.647	***128.0***	1:54.921		76.22	12.082	14:04:54.988
2 -	33.126	92.6	46.650	81.5	24.204	122.9	1:43.980		84.24	1.141	14:06:38.968
3 -	33.142	95.7	48.479	79.8	24.734	125.2	1:46.355		82.36	3.516	14:08:25.323
4 -	33.254	96.0	46.459	82.2	***24.120***	124.2	1:43.833		84.36	0.994	14:10:09.156
5 -	33.465	98.8	46.120	83.3	24.290	124.9	1:43.875		84.33	1.036	14:11:53.031
6 -	32.913	94.9	46.132	82.3	24.426	125.6	1:43.471	**(3)**	84.65	0.632	14:13:36.502
7 -	33.016	100.6	46.457	81.0	24.359	122.0	1:43.832		84.36	0.993	14:15:20.334
8 -	33.988	78.7	47.582	81.3	27.165	119.6	1:48.735		80.56	5.896	14:17:09.069
9 -	33.054	99.7	46.693	81.5	24.795	123.8	1:44.542		83.79	1.703	14:18:53.611
10 -	33.315	95.8	48.023	80.8	25.227	121.3	1:46.565		82.20	3.726	14:20:40.176
11 -	33.166	98.3	46.583	81.9	24.893	122.0	1:44.642		83.71	1.803	14:22:24.818
12 -	32.757	101.3	***45.543***	***83.9***	24.628	123.3	1:42.928	**(2)**	85.10	0.089	14:24:07.746
13 -	***32.672***	***101.8***	45.694	82.9	24.473	123.5	***1:42.839***	**(1)**	***85.18***		***14:25:50.585***
14 -	33.214	101.2	47.702	79.7	24.587	123.8	1:45.503		83.02	2.664	14:27:36.088

Brands Hatch GP
Circuit Length = 2.4332 miles
Start: 14:03 Flag 14:33 End: 14:35

Weather / Track : Sunny / Dry

Legends of Brands Hatch Superprix

HSCC Thundersports

RACE 12 - SECTOR ANALYSIS

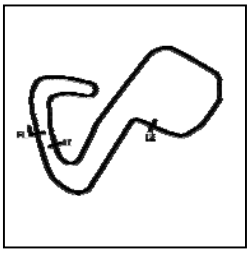

SECTOR 1 = FL to I1, SECTOR 2 = I1 to I2, SECTOR 3 = I2 to FL, DIFF = Difference To Personal Best Lap, P = Crossed Finish Line in Pit Lane, D = Time Disallowed

15 -	34.800	93.0	47.237	82.4	25.026	121.5	1:47.063	81.81	4.224	14:29:23.151
16 -	33.401	99.2	47.106	78.3	25.158	123.1	1:45.665	82.90	2.826	14:31:08.816
17 -	33.064	98.6	47.466	80.6	24.758	124.9	1:45.288	83.19	2.449	14:32:54.104
18 -	33.114	97.8	47.317	76.7	25.178	121.5	1:45.609	82.94	2.770	14:34:39.713

P12 79 S20 Andreas FLOTH Lola T492

IDEAL LAP TIME : 1:42.439 BEST LAP TIME : 1:42.938 DIFFERENCE : 0.499

LAP	SECTOR 1		SECTOR 2		SECTOR 3		LAP TIME		MPH	DIFF	TIME OF DAY
1 -		86.7	48.273	78.8	25.845	110.5	2:00.656		72.60	17.718	14:05:00.723
2 -	32.853	89.8	46.909	82.0	25.870	110.3	1:45.632		82.92	2.694	14:06:46.355
3 -	32.875	89.2	47.334	79.7	25.309	111.1	1:45.518		83.01	2.580	14:08:31.873
4 -	32.598	89.1	47.056	81.9	25.645	111.1	1:45.299		83.19	2.361	14:10:17.172
5 -	33.369	87.1	47.259	79.3	25.849	111.2	1:46.477		82.26	3.539	14:12:03.649
6 -	33.293	89.4	47.075	80.2	25.314	***111.8***	1:45.682		82.88	2.744	14:13:49.331
7 -	34.321	87.7	47.091	81.2	25.609	110.9	1:47.021		81.85	4.083	14:15:36.352
8 -	32.786	88.3	46.040	86.7	25.550	110.9	1:44.376		83.92	1.438	14:17:20.728
9 -	33.146	87.8	46.653	83.4	24.944	111.6	1:44.743		83.63	1.805	14:19:05.471
10 -	32.741	87.0	46.129	81.9	25.111	111.2	1:43.981	**(3)**	84.24	1.043	14:20:49.452
11 -	32.340	89.1	46.410	81.7	25.127	111.4	1:43.877	**(2)**	84.32	0.939	14:22:33.329
12 -	***32.293***	88.1	45.721	82.2	***24.924***	111.4	***1:42.938***	**(1)**	***85.09***		***14:24:16.267***
13 -	32.363	89.8	45.628	86.8	26.694	108.9	1:44.685		83.67	1.747	14:26:00.952
14 -	34.204	89.2	45.590	85.8	25.483	111.6	1:45.277		83.20	2.339	14:27:46.229
15 -	33.105	87.8	45.799	82.2	25.108	111.6	1:44.012		84.21	1.074	14:29:30.241
16 -	32.405	87.6	***45.222***	***88.3***	27.737	110.3	1:45.364		83.13	2.426	14:31:15.605
17 -	33.752	87.8	46.315	83.8	25.219	***111.8***	1:45.286		83.20	2.348	14:33:00.891
18 -	34.106	***90.0***	47.921	85.5	25.496	110.0	1:47.523		81.46	4.585	14:34:48.414

P13 88 SP3 Kevin COOKE March 75S

IDEAL LAP TIME : 1:35.927 BEST LAP TIME : 1:36.899 DIFFERENCE : 0.972

LAP	SECTOR 1		SECTOR 2		SECTOR 3		LAP TIME		MPH	DIFF	TIME OF DAY
1 -		88.3	45.181	87.7	23.179	128.5	1:49.230		80.19	12.331	14:04:49.297
2 -	31.053	100.3	42.963	87.3	22.883	130.0	***1:36.899***	**(1)**	***90.40***		***14:06:26.196***
3 -	31.240	101.9	43.328	87.6	23.518	***130.5***	1:38.086		89.30	1.187	14:08:04.282
4 -	31.083	103.2	42.865	85.4	23.394	128.8	1:37.342		89.99	0.443	14:09:41.624
5 -	***30.369***	103.5	43.306	83.5	24.011	127.8	1:37.686		89.67	0.787	14:11:19.310
6 -	30.531	***106.5***	43.992	85.4	23.465	130.0	1:37.988		89.39	1.089	14:12:57.298
7 -	31.211	98.2	43.951	89.3	23.288	129.3	1:38.450		88.97	1.551	14:14:35.748
8 -	31.176	102.9	44.022	86.0	23.429	129.3	1:38.627		88.81	1.728	14:16:14.375
9 -	30.808	103.4	43.743	86.0	23.582	128.3	1:38.133		89.26	1.234	14:17:52.508
10 -	31.237	93.5	43.611	87.8	23.544	130.0	1:38.392		89.03	1.493	14:19:30.900
11 -	30.736	104.0	43.713	84.9	23.207	129.5	1:37.656		89.70	0.757	14:21:08.556
12 -	30.814	104.8	43.426	89.2	23.139	128.8	1:37.379		89.95	0.480	14:22:45.935
13 -	30.456	101.3	42.854	89.9	23.721	127.5	1:37.031	**(2)**	90.27	0.132	14:24:22.966
14 -	30.409	105.3	***42.851***	***92.4***	23.864	126.6	1:37.124	**(3)**	90.19	0.225	14:26:00.090
15 -	31.603	103.5	43.144	87.8	***22.707***	130.3	1:37.454		89.88	0.555	14:27:37.544

P14 152 S20 Bruce CHAMBERS Lola T592

IDEAL LAP TIME : 1:43.616 BEST LAP TIME : 1:44.810 DIFFERENCE : 1.194

LAP	SECTOR 1		SECTOR 2		SECTOR 3		LAP TIME		MPH	DIFF	TIME OF DAY
1 -		88.1	47.964	82.6	25.995	109.6	1:53.368		77.26	8.558	14:04:53.435
2 -	33.631	84.5	***46.652***	86.8	24.867	112.2	1:45.150	**(3)**	83.30	0.340	14:06:38.585
3 -	32.309	87.0	47.951	87.7	26.839	106.1	1:47.099		81.79	2.289	14:08:25.684
4 -	33.721	86.2	48.020	84.6	25.764	111.1	1:47.505		81.48	2.695	14:10:13.189
5 -	33.429	86.7	47.916	83.9	25.355	111.1	1:46.700		82.09	1.890	14:11:59.889
6 -	42.883	86.1	49.030	83.8	25.583	110.3	1:57.496		74.55	12.686	14:13:57.385
7 -	33.507	86.2	48.369	79.7	25.016	***114.3***	1:46.892		81.95	2.082	14:15:44.277
8 -	32.459	***90.4***	49.681	79.6	25.734	110.7	1:47.874		81.20	3.064	14:17:32.151
9 -	32.622	89.9	48.780	79.7	25.390	107.8	1:46.792		82.02	1.982	14:19:18.943
10 -	32.500	86.3	48.293	81.6	***24.800***	112.7	1:45.593		82.95	0.783	14:21:04.536
11 -	***32.164***	87.4	47.618	86.0	25.028	112.2	***1:44.810***	**(1)**	***83.57***		***14:22:49.346***
12 -	32.710	85.8	47.534	84.8	24.838	111.8	1:45.082	**(2)**	83.36	0.272	14:24:34.428
13 -	32.789	85.9	47.120	87.9	25.407	108.7	1:45.316		83.17	0.506	14:26:19.744

Weather / Track : Sunny / Dry

Brands Hatch GP
Circuit Length = 2.4332 miles
Start: 14:03 Flag 14:33 End: 14:35

Legends of Brands Hatch Superprix

HSCC Thundersports

RACE 12 - SECTOR ANALYSIS

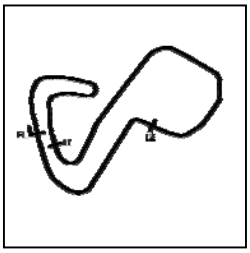

SECTOR 1 = FL to I1, SECTOR 2 = I1 to I2, SECTOR 3 = I2 to FL, DIFF = Difference To Personal Best Lap, P = Crossed Finish Line in Pit Lane, D = Time Disallowed

14 -	32.595	86.4	47.598	***88.0***	25.456	108.4	1:45.649	82.91	0.839	14:28:05.393
15 -	33.018	88.7	48.906	82.5	25.527	109.2	1:47.451	81.52	2.641	14:29:52.844

P15 17 SP3 Vic NUTTER — Lola T296/7

IDEAL LAP TIME : 1:38.019 BEST LAP TIME : 1:38.296 DIFFERENCE : 0.277

LAP	SECTOR 1		SECTOR 2		SECTOR 3		LAP TIME		MPH	DIFF	TIME OF DAY
1 -		84.3	47.452	80.4	24.426	128.5	1:53.467		77.20	15.171	14:04:53.534
2 -	31.153	94.6	44.722	***83.1***	23.314	128.3	1:39.189		88.31	0.893	14:06:32.723
3 -	30.843	102.6	46.272	66.1	24.498	128.8	1:41.613		86.20	3.317	14:08:14.336
4 -	30.951	***104.5***	***44.155***	80.0	***23.190***	***129.0***	***1:38.296***	**(1)**	***89.11***		***14:09:52.632***
5 -	***30.674***	103.7	44.479	82.2	23.507	127.0	1:38.660	**(2)**	88.78	0.364	14:11:31.292
6 -	30.810	102.2	44.190	81.9	23.695	125.4	1:38.695	**(3)**	88.75	0.399	14:13:09.987
7 -	31.659	98.5	44.888	81.5	23.945	121.3	1:40.492		87.16	2.196	14:14:50.479
8 -	31.397	91.0	48.609	78.9	24.972	115.3	1:44.978		83.44	6.682	14:16:35.457
9 -	32.700	91.9	46.654	74.0	24.482	120.0	1:43.836		84.36	5.540	14:18:19.293
10 -	31.672	92.0	47.588	74.7	25.535	116.5	1:44.795		83.59	6.499	14:20:04.088
11 -	32.809	89.4	48.380	75.5	25.578	112.7	1:46.767		82.04	8.471	14:21:50.855
12 -	32.643	90.3	47.704	75.5	25.037	116.9	1:45.384		83.12	7.088	14:23:36.239
13 -	33.480	78.9	47.610	75.7	25.294	113.3	1:46.384		82.34	8.088	14:25:22.623
14 -	33.712	94.2	47.123	76.8	25.317	112.7	1:46.152		82.52	7.856	14:27:08.775

P16 34 SP3 James SCHRYVER — Chevron B26

IDEAL LAP TIME : 1:31.953 BEST LAP TIME : 1:31.953 DIFFERENCE : 0.000

LAP	SECTOR 1		SECTOR 2		SECTOR 3		LAP TIME		MPH	DIFF	TIME OF DAY
1 -		100.6	41.946	88.8	22.157	131.5	1:38.077		89.31	6.124	14:04:38.144
2 -	30.169	101.0	41.243	88.1	21.916	133.1	1:33.328		93.86	1.375	14:06:11.472
3 -	29.676	106.0	41.633	89.0	22.028	132.8	1:33.337		93.85	1.384	14:07:44.809
4 -	29.804	105.6	41.207	88.1	21.907	132.6	1:32.918	**(3)**	94.27	0.965	14:09:17.727
5 -	29.986	***106.6***	41.275	90.5	21.778	132.6	1:33.039		94.15	1.086	14:10:50.766
6 -	***29.500***	105.5	***40.895***	89.8	***21.558***	***134.4***	***1:31.953***	**(1)**	***95.26***		***14:12:22.719***
7 -	29.638	104.8	41.319	92.4	22.156	131.8	1:33.113		94.07	1.160	14:13:55.832
8 -	29.914	104.0	41.183	91.1	21.818	133.4	1:32.915	**(2)**	94.27	0.962	14:15:28.747

P17 71 SP3 Jonathan MITCHELL — Chevron B19

IDEAL LAP TIME : 1:33.109 BEST LAP TIME : 1:33.155 DIFFERENCE : 0.046

LAP	SECTOR 1		SECTOR 2		SECTOR 3		LAP TIME		MPH	DIFF	TIME OF DAY
1 -		101.2	41.971	86.1	22.413	129.8	1:38.748		88.70	5.593	14:04:38.815
2 -	30.105	105.1	41.366	92.5	22.178	129.5	1:33.649		93.53	0.494	14:06:12.464
3 -	29.831	***106.0***	***41.205***	91.5	***22.119***	130.3	***1:33.155***	**(1)**	***94.03***		***14:07:45.619***
4 -	30.112	105.8	41.307	92.3	22.246	***130.8***	1:33.665		93.52	0.510	14:09:19.284
5 -	29.791	105.3	41.259	92.8	22.160	130.0	1:33.210	**(2)**	93.97	0.055	14:10:52.494
6 -	***29.785***	105.1	41.368	92.8	22.253	***130.8***	1:33.406	**(3)**	93.78	0.251	14:12:25.900
7 -	29.869	104.8	41.434	***93.5***	22.286	129.8	1:33.589		93.59	0.434	14:13:59.489

P18 72 S20 Jonathan LOADER — Tiga SC80

IDEAL LAP TIME : 1:41.055 BEST LAP TIME : 1:41.182 DIFFERENCE : 0.127

LAP	SECTOR 1		SECTOR 2		SECTOR 3		LAP TIME		MPH	DIFF	TIME OF DAY
1 -		87.7	48.088	81.5	25.207	***114.9***	1:56.929		74.91	15.747	14:04:56.996
2 -	32.469	92.4	46.398	90.6	***24.524***	114.1	1:43.391	**(3)**	84.72	2.209	14:06:40.387
3 -	32.335	***92.6***	46.195	***92.6***	24.992	113.7	1:43.522		84.61	2.340	14:08:23.909
4 -	31.887	91.4	46.158	89.1	24.855	114.1	1:42.900	**(2)**	85.12	1.718	14:10:06.809
5 -	***31.742***	***92.6***	***44.789***	81.5	24.651	***114.9***	***1:41.182***	**(1)**	***86.57***		***14:11:47.991***

P19 57 SP3 Bruce BALCHIN — Chevron B19

IDEAL LAP TIME : 1:43.850 BEST LAP TIME : 1:44.266 DIFFERENCE : 0.416

LAP	SECTOR 1		SECTOR 2		SECTOR 3		LAP TIME		MPH	DIFF	TIME OF DAY
1 -		80.8	50.317	74.3	25.239	118.7	1:56.566		75.14	12.300	14:04:56.633
2 -	33.883	95.7	***46.563***	***81.6***	***24.560***	124.9	1:45.006	**(2)**	83.42	0.740	14:06:41.639
3 -	***32.727***	***97.1***	46.719	78.3	24.820	***125.9***	***1:44.266***	**(1)**	***84.01***		***14:08:25.905***

Weather / Track : Sunny / Dry

Brands Hatch GP
Circuit Length = 2.4332 miles
Start: 14:03 Flag 14:33 End: 14:35

Legends of Brands Hatch Superprix

HSCC Thundersports

RACE 12 - SECTOR ANALYSIS

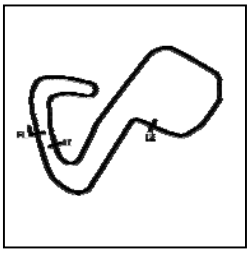

SECTOR 1 = FL to I1, SECTOR 2 = I1 to I2, SECTOR 3 = I2 to FL, DIFF = Difference To Personal Best Lap, P = Crossed Finish Line in Pit Lane, D = Time Disallowed

4 -	33.470	95.5	47.202	***81.6***	25.621	112.9	1:46.293	**(3)**	82.41	2.027	14:10:12.198

P20 98 SP3 Roberto GIORDANELLI Lola T298

IDEAL LAP TIME : 1:33.416 BEST LAP TIME : 1:34.603 DIFFERENCE : 1.187

LAP	SECTOR 1		SECTOR 2		SECTOR 3		LAP TIME		MPH	DIFF	TIME OF DAY
1 -		***104.3***	42.411	79.2	***22.212***	***132.1***	1:40.997	**(2)**	86.73	6.394	14:04:41.064
2 -	***29.112***	102.9	***42.092***	***85.2***	23.399	108.4	***1:34.603***	**(1)**	***92.59***		***14:06:15.667***

Weather / Track : Sunny / Dry

Brands Hatch GP
Circuit Length = 2.4332 miles
Start: 14:03 Flag 14:33 End: 14:35

Legends of Brands Hatch Superprix

HSCC Thundersports

RACE 12 - BEST SECTORS

	SECTOR 1			SECTOR 2			SECTOR 3			IDEAL / BEST COMPARISON					
POS	NO	NAME	TIME	NO	NAME	TIME	NO	NAME	TIME	POS	NO	NAME	IDEAL	BEST	DIFF
												PERFECT LAP	1:31.079		
1	98	GIORDANELLI	29.112	60	BURTON	40.522	60	BURTON	21.445	1	60	BURTON	1:31.248	1:31.808	0.560
2	21	PARKER	29.218	34	SCHRYVER	40.895	34	SCHRYVER	21.558	2	21	PARKER	1:31.814	1:32.536	0.722
3	60	BURTON	29.281	21	PARKER	40.978	21	PARKER	21.618	3	34	SCHRYVER	1:31.953	1:31.953	0.000
4	29	RICHARDSON	29.316	18	SINCLAIR	40.987	18	SINCLAIR	21.996	4	18	SINCLAIR	1:32.464	1:32.672	0.208
5	18	SINCLAIR	29.481	71	MITCHELL	41.205	71	MITCHELL	22.119	5	29	RICHARDSON	1:33.065	1:33.424	0.359
6	34	SCHRYVER	29.500	29	RICHARDSON	41.346	98	GIORDANELLI	22.212	6	71	MITCHELL	1:33.109	1:33.155	0.046
7	71	MITCHELL	29.785	98	GIORDANELLI	42.092	29	RICHARDSON	22.403	7	98	GIORDANELLI	1:33.416	1:34.603	1.187
8	88	COOKE	30.369	88	COOKE	42.851	88	COOKE	22.707	8	88	COOKE	1:35.927	1:36.899	0.972
9	17	NUTTER	30.674	12	HYETT	43.740	17	NUTTER	23.190	9	17	NUTTER	1:38.019	1:38.296	0.277
10	12	HYETT	30.993	32	SNOWDON	44.074	32	SNOWDON	23.552	10	12	HYETT	1:38.324	1:38.549	0.225
11	32	SNOWDON	31.110	17	NUTTER	44.155	12	HYETT	23.591	11	32	SNOWDON	1:38.736	1:39.132	0.396
12	72	LOADER	31.742	72	LOADER	44.789	96	DE SILVA	24.120	12	46	WELSH	1:40.967	1:41.233	0.266
13	46	WELSH	31.749	46	WELSH	45.093	46	WELSH	24.125	13	72	LOADER	1:41.055	1:41.182	0.127
14	42	CHITTENDEN	32.022	79	FLOTH	45.222	38	TAYLOR	24.286	14	38	TAYLOR	1:41.816	1:42.230	0.414
15	38	TAYLOR	32.133	75	STEVENSON	45.225	72	LOADER	24.524	15	75	STEVENSON	1:42.155	1:42.348	0.193
16	152	CHAMBERS	32.164	38	TAYLOR	45.397	75	STEVENSON	24.558	16	96	DE SILVA	1:42.335	1:42.839	0.504
17	79	FLOTH	32.293	96	DE SILVA	45.543	57	BALCHIN	24.560	17	79	FLOTH	1:42.439	1:42.938	0.499
18	75	STEVENSON	32.372	42	CHITTENDEN	46.083	42	CHITTENDEN	24.703	18	42	CHITTENDEN	1:42.808	1:43.171	0.363
19	96	DE SILVA	32.672	57	BALCHIN	46.563	152	CHAMBERS	24.800	19	152	CHAMBERS	1:43.616	1:44.810	1.194
20	57	BALCHIN	32.727	152	CHAMBERS	46.652	79	FLOTH	24.924	20	57	BALCHIN	1:43.850	1:44.266	0.416

Weather / Track : Sunny / Dry

Brands Hatch GP
Circuit Length = 2.4332 miles
Start: 14:03 Flag 14:33 End: 14:35

Results can be found at www.tsl-timing.com

Printed - 14:38 Sunday, 30 June 2019

Legends of Brands Hatch Superprix

HSCC Thundersports

RACE 12 - BEST SPEEDS

	INTERMEDIATE 1			INTERMEDIATE 2			FINISH LINE		
POS	NO	NAME	MPH	NO	NAME	MPH	NO	NAME	MPH
1	**21**	PARKER	**109.2**	**60**	BURTON	**100.1**	**18**	SINCLAIR	**136.9**
2	**60**	BURTON	**108.7**	**21**	PARKER	**99.7**	**60**	BURTON	**134.7**
3	**18**	SINCLAIR	**108.2**	**29**	RICHARDSON	**95.8**	**34**	SCHRYVER	**134.4**
4	**29**	RICHARDSON	**107.8**	**34**	SCHRYVER	**93.8**	**21**	PARKER	**133.1**
5	**34**	SCHRYVER	**106.6**	**71**	MITCHELL	**93.5**	**29**	RICHARDSON	**132.8**
6	**88**	COOKE	**106.5**	**32**	SNOWDON	**93.4**	**98**	GIORDANELLI	**132.1**
7	**71**	MITCHELL	**106.0**	**18**	SINCLAIR	**93.2**	**71**	MITCHELL	**130.8**
8	**17**	NUTTER	**104.5**	**72**	LOADER	**92.6**	**88**	COOKE	**130.5**
9	**98**	GIORDANELLI	**104.3**	**88**	COOKE	**92.4**	**17**	NUTTER	**129.0**
10	**96**	DE SILVA	**101.8**	**12**	HYETT	**92.3**	**96**	DE SILVA	**128.0**
11	**57**	BALCHIN	**97.1**	**46**	WELSH	**90.9**	**57**	BALCHIN	**125.9**
12	**38**	TAYLOR	**95.0**	**79**	FLOTH	**88.3**	**38**	TAYLOR	**122.4**
13	**12**	HYETT	**94.3**	**152**	CHAMBERS	**88.0**	**12**	HYETT	**115.7**
14	**32**	SNOWDON	**92.9**	**75**	STEVENSON	**85.7**	**46**	WELSH	**115.1**
15	**46**	WELSH	**92.8**	**98**	GIORDANELLI	**85.2**	**72**	LOADER	**114.9**
16	**72**	LOADER	**92.6**	**96**	DE SILVA	**83.9**	**32**	SNOWDON	**114.5**
17	**75**	STEVENSON	**91.8**	**38**	TAYLOR	**83.7**	**152**	CHAMBERS	**114.3**
18	**42**	CHITTENDEN	**91.4**	**42**	CHITTENDEN	**83.5**	**75**	STEVENSON	**113.9**
19	**152**	CHAMBERS	**90.4**	**17**	NUTTER	**83.1**	**79**	FLOTH	**111.8**
20	**79**	FLOTH	**90.0**	**57**	BALCHIN	**81.6**	**42**	CHITTENDEN	**111.2**

Weather / Track : Sunny / Dry

Brands Hatch GP
Circuit Length = 2.4332 miles
Start: 14:03 Flag 14:33 End: 14:35

Results can be found at www.tsl-timing.com

Printed - 14:38 Sunday, 30 June 2019

Legends of Brands Hatch Superprix

HSCC Thundersports

RACE 12 - STATISTICS

Competitors Started	20
Planned Start	2019-06-30 @ 14:00:00.000
Actual Start	2019-06-30 @ 14:03:00.066
Finish Time	2019-06-30 @ 14:33:57.371
Track Length	2.4332mi.
Total Laps	296
Total Distance Covered	720.2537mi.

Session Fastest Lap History

NO	CL	NAME	LAP TIME	TIME OF DAY	LAP	VEHICLE
60	SP3	**John BURTON**	**1:36.706**	14:04:36.782	1	Chevron B26
60	SP3	**John BURTON**	**1:32.853**	14:06:09.634	2	Chevron B26
60	SP3	**John BURTON**	**1:31.808**	14:07:41.443	3	Chevron B26

Session Leader History

NO	CL	NAME	FROM LAP	LAPS LED	DISTANCE	VEHICLE
60	SP3	**John BURTON**	1	20	48.66 miles	Chevron B26

Flag History

TYPE	TIME OF DAY
GREEN	14:03:00.066
FINISH	14:33:57.371

Flag Statistics

TYPE	COUNT	TOTAL LAPS	TOTAL TIME
Green	1	20	32:49.623
Red	0	0	0.000
Safety Car	0	0	0.000
FCY	0	0	0.000

Brands Hatch GP
Circuit Length = 2.4332 miles
Start: 14:03 Flag 14:33 End: 14:35

Weather / Track : Sunny / Dry

These results are provisional until the conclusion of any judicial and technical matters.

Clerk Of Course : Julian Floyd		Timekeeper : Nick Palmer

Legends of Brands Hatch Superprix

HSCC Thundersports

RACE 12 - STATISTICS

CLASS : S20

8 Starters

Fastest Lap History

NO	NAME	LAP TIME	TIME OF DAY	LAP	VEHICLE
12	**Ross HYETT**	**1:46.230**	14:04:46.311	1	Tiga SC84
12	**Ross HYETT**	**1:42.320**	14:06:28.632	2	Tiga SC84
12	**Ross HYETT**	**1:39.943**	14:08:08.574	3	Tiga SC84
32	**Chris SNOWDON**	**1:39.748**	14:09:58.776	4	Tiga SC79
12	**Ross HYETT**	**1:38.908**	14:13:07.955	6	Tiga SC84
12	**Ross HYETT**	**1:38.598**	14:18:04.868	9	Tiga SC84
12	**Ross HYETT**	**1:38.549**	14:19:43.418	10	Tiga SC84

Leader History

NO	NAME	FROM LAP	LAPS LED	DISTANCE	VEHICLE
12	**Ross HYETT**	1	19	46.23 miles	Tiga SC84

Brands Hatch GP
Circuit Length = 2.4332 miles
Start: 14:03 Flag 14:33 End: 14:35

Weather / Track : Sunny / Dry

These results are provisional until the conclusion of any judicial and technical matters.

Clerk Of Course : Julian Floyd		Timekeeper : Nick Palmer

Legends of Brands Hatch Superprix

HSCC Thundersports

RACE 12 - STATISTICS

CLASS : SP1

1 Starters

Fastest Lap History

NO	NAME	LAP TIME	TIME OF DAY	LAP	VEHICLE
38	**Daryl TAYLOR**	**1:53.235**	14:04:53.309	1	Chevron B8
38	**Daryl TAYLOR**	**1:43.510**	14:06:36.818	2	Chevron B8
38	**Daryl TAYLOR**	**1:42.230**	14:10:04.224	4	Chevron B8

Leader History

NO	NAME	FROM LAP	LAPS LED	DISTANCE	VEHICLE
38	**Daryl TAYLOR**	1	18	43.79 miles	Chevron B8

Brands Hatch GP

Weather / Track : Sunny / Dry

Circuit Length = 2.4332 miles

These results are provisional until the conclusion of any judicial and technical matters.

Start: 14:03 Flag 14:33 End: 14:35

Clerk Of Course : Julian Floyd		Timekeeper : Nick Palmer

Legends of Brands Hatch Superprix

HSCC Thundersports

RACE 12 - STATISTICS

CLASS : SP3

11 Starters

Fastest Lap History

NO	NAME	LAP TIME	TIME OF DAY	LAP	VEHICLE
60	**John BURTON**	**1:36.706**	14:04:36.782	1	Chevron B26
60	**John BURTON**	**1:32.853**	14:06:09.634	2	Chevron B26
60	**John BURTON**	**1:31.808**	14:07:41.443	3	Chevron B26

Leader History

NO	NAME	FROM LAP	LAPS LED	DISTANCE	VEHICLE
60	**John BURTON**	1	20	48.66 miles	Chevron B26

Brands Hatch GP

Weather / Track : Sunny / Dry

Circuit Length = 2.4332 miles

These results are provisional until the conclusion of any judicial and technical matters.

Start: 14:03 Flag 14:33 End: 14:35

Clerk Of Course : Julian Floyd		Timekeeper : Nick Palmer

Sheet No:

Legends of Brands Hatch Superprix

HSCC Historic Formula Junior

QUALIFYING - RACE 4 - CLASSIFICATION

POS	NO	CL	PIC	NAME	ENTRY	TIME	ON	LAPS	GAP	DIFF	MPH
1	96	E1	1	Timothy DE SILVA	Brabham BT2	1:40.572	10	10			87.10
2	79	E1	2	Andrew HIBBERD	Lotus 22	1:41.469	10	10	0.897	0.897	86.33
3	75	E1	3	Pete MORTON	Lightning Envoyette	1:41.803	10	10	1.231	0.334	86.04
4	53	E1	4	Sam WILSON	Lotus 20	1:41.951	10	11	1.379	0.148	85.92
5	10	7b	1	Tom DARK	Cooper T51	1:42.444	7	9	1.872	0.493	85.50
6	2	7b	2	Rod JOLLEY	Cooper T45/51	1:45.114	7	7	4.542	2.670	83.33
7	34	7b	3	Richard WILSON	Cooper T51	1:45.477	9	9	4.905	0.363	83.04
8	58	E1	5	Richard SMEETON	Wainer	1:45.797	10	10	5.225	0.320	82.79
9	181	E1	6	Greg THORNTON	Lotus 20/22	1:45.882	7	9	5.310	0.085	82.73
10	133	B2	1	Chris DRAKE	Terrier Mk4 Series 1	1:46.145	10	10	5.573	0.263	82.52
11	93	E1	7	Rudolf ERNST	Lotus 22	1:46.310	10	10	5.738	0.165	82.39
12	122	E1	8	James RUSSELL	Lotus 22	1:46.454	3	5	5.882	0.144	82.28
13	63	D2	1	Laine MARTIN	Lotus 20	1:47.039	9	10	6.467	0.585	81.83
14	8	B2	2	Alex MORTON	Condor S2	1:47.729	10	10	7.157	0.690	81.31
15	61	E1	9	Andrew BEAUMONT	Lotus 22	1:47.936	8	9	7.364	0.207	81.15
16	5	D2	2	Robin LONGDON	Lola Mk3	1:48.140	10	10	7.568	0.204	81.00
17	51	B2	3	Michael HIBBERD	Lola Mk2	1:48.867	9	9	8.295	0.727	80.46
18	196	B2	4	Harindra DE SILVA	Lola Mk2	1:49.838	8	8	9.266	0.971	79.75
19	76	E1	10	Simon DURLING	Lotus 22	1:50.255	7	10	9.683	0.417	79.45
20	37	C2	1	Andrew TAYLOR	Cooper T56	1:50.274	10	10	9.702	0.019	79.43
21	85	D2	3	John CHISHOLM	Gemini Mk3A	1:50.737	3	4	10.165	0.463	79.10
22	25	B2	5	Andrew TART	Bond FJ 002	1:51.686	4	10	11.114	0.949	78.43
23	30	9	1	Guy PLANTE	Cooper T45	1:51.921	8	9	11.349	0.235	78.26
24	147	C2	2	Clinton McCARTHY	Lotus 18	1:52.069	9	9	11.497	0.148	78.16
25	30	C2	3	Trevor GRIFFITHS	Emeryson FJ	1:52.540	9	10	11.968	0.471	77.83
26	10	B2	6	Mike WALKER	Bond FJ 001	1:52.628	3	10	12.056	0.088	77.77
27	90*	E1	11	Andrew HAYDEN	Lotus 22	1:53.492	1	2	12.920	0.864	77.18
28	43	C2	4	Ian SIMMONDS	Envoy Mk1	1:55.275	8	9	14.703	1.783	75.99
29	65	E1	12	Richard FERRIS	Donford FJ	1:55.790	4	6	15.218	0.515	75.65
30	140	C2	5	Keith PICKERING	Britannia FJ	1:57.549	4	7	16.977	1.759	74.52
31	33	C2	6	Stuart TIZZARD	Cooper T56	1:57.922	7	7	17.350	0.373	74.28
32	28	D2	4	Colin MCKAY	Gemini Mk2	1:58.479	3	3	17.907	0.557	73.93
33	72	E2	1	Tom DE GRES	Cooper T59	1:58.851	7	8	18.279	0.372	73.70
34	137*	C2	7	James McBRIEN	Elva 200	2:00.076	1	8	19.504	1.225	72.95
35	35	D2	5	John HUTCHISON Jr	Envoy Mk1	2:00.413	8	8	19.841	0.337	72.74
36	160	7c	1	Elliott HANN	Cooper T41	2:01.016	7	8	20.444	0.603	72.38
37	26	B2	7	Roger DEXTER	Elva 100 DKW	2:02.220	8	8	21.648	1.204	71.67
38	31	C2	8	Peter EDBROOKE	Lotus 18	2:12.392	8	8	31.820	10.172	66.16
39	39	C1	1	David WALKER	Lotus 18	2:15.969	7	7	35.397	3.577	64.42

***Cars 90 & 137 require working transponders - Regulation Q12.2.1 refers.**
A 30 second penalty will be applied if not working in the race.

Brands Hatch GP
Circuit Length = 2.4332 miles
Start: 10:40 Flag 11:07 End: 11:09

Weather / Track : Sunny / Dry
These results are provisional until the conclusion of any judicial and technical matters.

Clerk Of Course : Julian Floyd		Timekeeper : Nick Palmer

Results can be found at www.tsl-timing.com

Printed - 11:09 Saturday, 29 June 2019

Sheet No:

Legends of Brands Hatch Superprix

HSCC Historic Formula Junior

QUALIFYING - RACE 4 - SECTOR ANALYSIS

SECTOR 1 = FL to I1, SECTOR 2 = I1 to I2, SECTOR 3 = I2 to FL, DIFF = Difference To Personal Best Lap, P = Crossed Finish Line in Pit Lane, D = Time Disallowed

P1 96 E1 Timothy DE SILVA — Brabham BT2

IDEAL LAP TIME : 1:40.572 BEST LAP TIME : 1:40.572 DIFFERENCE : 0.000

LAP	SECTOR 1		SECTOR 2		SECTOR 3		LAP TIME		MPH	DIFF	TIME OF DAY
1 -	OUTLAP	89.4	47.305	***87.1***	25.687	114.9	1:49.196		80.22	8.624	10:42:50.835
2 -	32.579	94.1	45.819	80.7	24.630	116.7	1:43.028	**(3)**	85.02	2.456	10:44:33.863
3 -	32.422	89.4	47.667	80.5	24.757	115.3	1:44.846		83.54	4.274	10:46:18.709
4 -	32.238	96.8	47.120	76.3	24.768	116.3	1:44.126		84.12	3.554	10:48:02.835
5 -	32.085	96.6	46.820	77.3	24.499	117.1	1:43.404		84.71	2.832	10:49:46.239
6 -	31.860	89.5	1:10.171	57.5	IN PIT		10:40.128	**P**	13.68	8:59.556	11:00:26.367
7 -	OUTLAP	59.7	1:02.886	56.8	26.357	113.9	2:14.906		64.93	34.334	11:02:41.273
8 -	32.655	94.9	47.549	84.2	24.403	116.9	1:44.607		83.74	4.035	11:04:25.880
9 -	32.718	94.9	45.870	86.3	24.086	117.3	1:42.674	**(2)**	85.31	2.102	11:06:08.554
10 -	***31.462***	***97.3***	***45.142***	86.2	***23.968***	***118.5***	***1:40.572***	**(1)**	***87.10***		***11:07:49.126***

P2 79 E1 Andrew HIBBERD — Lotus 22

IDEAL LAP TIME : 1:41.469 BEST LAP TIME : 1:41.469 DIFFERENCE : 0.000

LAP	SECTOR 1		SECTOR 2		SECTOR 3		LAP TIME		MPH	DIFF	TIME OF DAY
1 -	OUTLAP	96.1	46.184	80.5	25.077	114.5	1:47.293		81.64	5.824	10:42:47.192
2 -	32.479	96.2	45.725	80.8	25.147	115.1	1:43.351		84.75	1.882	10:44:30.543
3 -	34.078	90.4	46.063	83.4	24.652	114.9	1:44.793		83.59	3.324	10:46:15.336
4 -	32.846	92.0	46.582	84.4	24.442	115.7	1:43.870		84.33	2.401	10:47:59.206
5 -	32.176	***97.3***	46.784	87.2	24.324	115.5	1:43.284	**(3)**	84.81	1.815	10:49:42.490
6 -	32.083	93.9	1:09.929	57.5	IN PIT		10:43.006	**P**	13.62	9:01.537	11:00:25.496
7 -	OUTLAP	61.3	1:02.083	56.1	25.142	115.1	2:12.872		65.92	31.403	11:02:38.368
8 -	31.933	94.5	46.311	***88.4***	24.341	115.5	1:42.585	**(2)**	85.39	1.116	11:04:20.953
9 -	32.160	89.9	47.637	75.1	26.386	115.1	1:46.183		82.49	4.714	11:06:07.136
10 -	***31.765***	96.2	***45.581***	86.9	***24.123***	***116.3***	***1:41.469***	**(1)**	***86.33***		***11:07:48.605***

P3 75 E1 Pete MORTON — Lightning Envoyette

IDEAL LAP TIME : 1:41.528 BEST LAP TIME : 1:41.803 DIFFERENCE : 0.275

LAP	SECTOR 1		SECTOR 2		SECTOR 3		LAP TIME		MPH	DIFF	TIME OF DAY
1 -	OUTLAP	85.8	48.745	79.5	25.740	113.3	1:54.082		76.78	12.279	10:43:08.474
2 -	33.108	92.3	46.353	80.3	24.671	114.9	1:44.132		84.12	2.329	10:44:52.606
3 -	32.347	94.1	45.908	81.1	24.639	115.5	1:42.894	**(2)**	85.13	1.091	10:46:35.500
4 -	32.351	94.3	46.322	80.4	25.855	114.5	1:44.528		83.80	2.725	10:48:20.028
5 -	32.803	***95.4***	46.561	***85.8***	***24.414***	101.5	1:43.778	**(3)**	84.40	1.975	10:50:03.806
6 -	44.627	48.2	59.575	59.0	IN PIT		10:23.446	**P**	14.05	8:41.643	11:00:27.252
7 -	OUTLAP	56.7	1:02.945	53.6	25.575	114.7	2:14.522		65.11	32.719	11:02:41.774
8 -	33.017	88.1	49.173	68.0	25.777	***116.1***	1:47.967		81.13	6.164	11:04:29.741
9 -	32.214	94.3	46.569	69.5	25.311	115.3	1:44.094		84.15	2.291	11:06:13.835
10 -	***31.850***	94.3	***45.264***	83.9	24.689	115.9	***1:41.803***	**(1)**	***86.04***		***11:07:55.638***

P4 53 E1 Sam WILSON — Lotus 20

IDEAL LAP TIME : 1:41.856 BEST LAP TIME : 1:41.951 DIFFERENCE : 0.095

LAP	SECTOR 1		SECTOR 2		SECTOR 3		LAP TIME		MPH	DIFF	TIME OF DAY
1 -	OUTLAP	94.5	47.369	85.5	24.766	117.1	1:48.057		81.06	6.106	10:42:54.989
2 -	32.558	94.9	45.856	85.8	24.412	117.1	1:42.826		85.19	0.875	10:44:37.815
3 -	32.779	95.3	47.751	82.8	24.769	117.3	1:45.299		83.19	3.348	10:46:23.114
4 -	32.793	95.5	48.069	81.8	25.256	***117.7***	1:46.118		82.54	4.167	10:48:09.232
5 -	32.329	***97.3***	47.016	81.0	24.505	117.5	1:43.850		84.35	1.899	10:49:53.082
6 -	33.906	55.9	1:05.700	50.0	IN PIT		9:29.069	**P**	15.39	7:47.118	10:59:22.151
7 -	OUTLAP	81.7	47.384	81.7	24.810	116.3	1:48.256		80.91	6.305	11:01:10.407
8 -	32.299	97.1	***45.515***	86.9	24.237	116.5	1:42.051	**(2)**	85.83	0.100	11:02:52.458
9 -	32.458	97.2	45.542	87.4	24.565	116.7	1:42.565	**(3)**	85.40	0.614	11:04:35.023
10 -	***32.188***	96.8	45.610	***87.7***	***24.153***	117.3	***1:41.951***	**(1)**	***85.92***		***11:06:16.974***
11 -	32.906	94.2	45.699	80.5	31.555	100.1	1:50.160		79.51	8.209	11:08:07.134

Weather / Track : Sunny / Dry

Brands Hatch GP
Circuit Length = 2.4332 miles
Start: 10:40 Flag 11:07 End: 11:09

Sheet No:

Legends of Brands Hatch Superprix

HSCC Historic Formula Junior

QUALIFYING - RACE 4 - SECTOR ANALYSIS

SECTOR 1 = FL to I1, SECTOR 2 = I1 to I2, SECTOR 3 = I2 to FL, DIFF = Difference To Personal Best Lap, P = Crossed Finish Line in Pit Lane, D = Time Disallowed

P5 10 7b Tom DARK — Cooper T51

IDEAL LAP TIME : 1:42.222 BEST LAP TIME : 1:42.444 DIFFERENCE : 0.222

LAP	SECTOR 1		SECTOR 2		SECTOR 3		LAP TIME		MPH	DIFF	TIME OF DAY
1 -	OUTLAP	77.3	53.987	78.0	25.589	111.8	2:01.376		72.17	18.932	10:44:18.511
2 -	35.952	87.9	50.488	73.9	25.943	117.3	1:52.383		77.94	9.939	10:46:10.894
3 -	34.630	94.2	48.143	80.6	25.132	119.1	1:47.905		81.18	5.461	10:47:58.799
4 -	33.356	97.1	48.114	***89.8***	24.110	124.5	1:45.580		82.96	3.136	10:49:44.379
5 -	32.865	86.1	1:08.885	57.2	IN PIT		9:35.222	**P**	15.22	7:52.778	10:59:19.601
6 -	OUTLAP	76.7	48.591	78.3	24.874	128.0	1:51.669		78.44	9.225	11:01:11.270
7 -	32.194	97.8	46.546	82.2	***23.704***	***129.3***	***1:42.444***	**(1)**	***85.50***		***11:02:53.714***
8 -	32.560	93.7	***46.364***	81.4	24.035	128.5	1:42.959	**(2)**	85.08	0.515	11:04:36.673
9 -	***32.154***	***98.8***	47.456	82.7	23.705	128.5	1:43.315	**(3)**	84.78	0.871	11:06:19.988

P6 2 7b Rod JOLLEY — Cooper T45/51

IDEAL LAP TIME : 1:45.114 BEST LAP TIME : 1:45.114 DIFFERENCE : 0.000

LAP	SECTOR 1		SECTOR 2		SECTOR 3		LAP TIME		MPH	DIFF	TIME OF DAY
1 -	OUTLAP	81.7	51.614	63.0	26.646	115.7	2:03.085		71.16	17.971	10:47:13.647
2 -	34.752	87.8	49.577	73.1	25.383	119.1	1:49.712	**(3)**	79.84	4.598	10:49:03.359
3 -	34.580	89.0	48.627	58.7	IN PIT		10:40.250	**P**	13.68	8:55.136	10:59:43.609
4 -	OUTLAP	85.1	50.200	74.5	26.395	117.3	1:56.110		75.44	10.996	11:01:39.719
5 -	34.448	85.9	50.506	77.3	25.365	118.5	1:50.319		79.40	5.205	11:03:30.038
6 -	34.078	82.8	48.775	***81.6***	24.969	119.6	1:47.822	**(2)**	81.24	2.708	11:05:17.860
7 -	***33.377***	***95.8***	***46.860***	79.6	***24.877***	***121.5***	***1:45.114***	**(1)**	***83.33***		***11:07:02.974***

P7 34 7b Richard WILSON — Cooper T51

IDEAL LAP TIME : 1:45.275 BEST LAP TIME : 1:45.477 DIFFERENCE : 0.202

LAP	SECTOR 1		SECTOR 2		SECTOR 3		LAP TIME		MPH	DIFF	TIME OF DAY
1 -	OUTLAP	78.7	51.121	72.7	26.456	107.0	1:57.711		74.41	12.234	10:44:28.347
2 -	35.630	84.2	51.932	71.0	27.005	106.3	1:54.567		76.46	9.090	10:46:22.914
3 -	35.016	86.7	50.311	76.0	25.030	117.5	1:50.357	**(3)**	79.37	4.880	10:48:13.271
4 -	34.926	85.4	53.685	76.2	25.837	109.8	1:54.448		76.53	8.971	10:50:07.719
5 -	41.277	45.8	59.882	56.8	IN PIT		10:01.469	**P**	14.56	8:15.992	11:00:09.188
6 -	OUTLAP	84.6	48.774	***79.1***	24.764	121.7	1:52.956		77.55	7.479	11:02:02.144
7 -	34.652	***89.7***	53.460	76.2	24.882	119.4	1:52.994		77.52	7.517	11:03:55.138
8 -	34.408	86.5	***47.380***	77.1	***24.535***	124.9	1:46.323	**(2)**	82.38	0.846	11:05:41.461
9 -	***33.360***	87.2	47.581	76.9	24.536	***125.4***	***1:45.477***	**(1)**	***83.04***		***11:07:26.938***

P8 58 E1 Richard SMEETON — Wainer

IDEAL LAP TIME : 1:45.566 BEST LAP TIME : 1:45.797 DIFFERENCE : 0.231

LAP	SECTOR 1		SECTOR 2		SECTOR 3		LAP TIME		MPH	DIFF	TIME OF DAY
1 -	OUTLAP	79.5	53.116	67.9	27.493	107.3	2:01.139		72.31	15.342	10:44:16.913
2 -	35.029	77.7	52.736	69.1	28.011	111.2	1:55.776		75.66	9.979	10:46:12.689
3 -	35.418	79.7	50.666	77.3	25.218	116.3	1:51.302		78.70	5.505	10:48:03.991
4 -	33.535	80.9	47.990	77.9	25.171	115.5	1:46.696	**(3)**	82.10	0.899	10:49:50.687
5 -	33.549	68.2	1:07.001	49.8	IN PIT		9:36.008	**P**	15.20	7:50.211	10:59:26.695
6 -	OUTLAP	86.3	47.895	78.4	***25.045***	***117.3***	1:50.403		79.34	4.606	11:01:17.098
7 -	34.492	92.0	48.978	76.2	26.851	109.2	1:50.321		79.40	4.524	11:03:07.419
8 -	33.843	80.3	48.733	75.9	25.078	116.9	1:47.654		81.37	1.857	11:04:55.073
9 -	***32.865***	93.2	47.741	***80.2***	25.783	115.7	1:46.389	**(2)**	82.33	0.592	11:06:41.462
10 -	32.996	***94.7***	***47.656***	79.7	25.145	115.9	***1:45.797***	**(1)**	***82.79***		***11:08:27.259***

P9 181 E1 Greg THORNTON — Lotus 20/22

IDEAL LAP TIME : 1:44.094 BEST LAP TIME : 1:45.882 DIFFERENCE : 1.788

LAP	SECTOR 1		SECTOR 2		SECTOR 3		LAP TIME		MPH	DIFF	TIME OF DAY
1 -	OUTLAP	89.1	48.740	78.0	26.017	106.3	1:52.782		77.67	6.900	10:43:25.446
2 -	33.976	89.8	48.272	76.7	25.164	112.0	1:47.412		81.55	1.530	10:45:12.858

Weather / Track : Sunny / Dry

Brands Hatch GP
Circuit Length = 2.4332 miles
Start: 10:40 Flag 11:07 End: 11:09

Sheet No:

Legends of Brands Hatch Superprix

HSCC Historic Formula Junior

QUALIFYING - RACE 4 - SECTOR ANALYSIS

SECTOR 1 = FL to I1, SECTOR 2 = I1 to I2, SECTOR 3 = I2 to FL, DIFF = Difference To Personal Best Lap, P = Crossed Finish Line in Pit Lane, D = Time Disallowed

3 -	33.388	87.8	47.408	73.9	25.566	***112.5***	1:46.362	**(3)**	82.35	0.480	10:46:59.220
4 -	***32.792***	91.0	48.508	75.6	24.852	***112.5***	1:46.152	**(2)**	82.52	0.270	10:48:45.372
5 -	35.108	87.4	47.722	79.2	IN PIT		10:20.422	**P**	14.11	8:34.540	10:59:05.794
6 -	OUTLAP	90.8	47.142	82.8	27.457	111.4	1:51.103		78.84	5.221	11:00:56.897
7 -	34.142	***91.1***	***46.772***	78.8	24.968	112.4	***1:45.882***	**(1)**	***82.73***		***11:02:42.779***
8 -	34.332	67.3	49.348	78.2	25.191	112.0	1:48.871		80.46	2.989	11:04:31.650
9 -	32.888	81.7	49.135	***83.3***	***24.530***	***112.5***	1:46.553		82.21	0.671	11:06:18.203

P10 133 B2 Chris DRAKE Terrier Mk4 Series 1

IDEAL LAP TIME : 1:45.760 BEST LAP TIME : 1:46.145 DIFFERENCE : 0.385

LAP	SECTOR 1		SECTOR 2		SECTOR 3		LAP TIME		MPH	DIFF	TIME OF DAY
1 -	OUTLAP	83.8	50.974	72.7	26.808	109.8	1:57.553		74.51	11.408	10:44:30.602
2 -	34.840	87.9	48.171	78.7	25.355	***115.7***	1:48.366		80.83	2.221	10:46:18.968
3 -	34.164	***92.3***	48.182	***79.5***	25.281	113.5	1:47.627		81.39	1.482	10:48:06.595
4 -	33.572	90.4	48.864	76.6	25.857	112.7	1:48.293		80.89	2.148	10:49:54.888
5 -	37.062	60.5	1:04.877	54.5	IN PIT		9:33.831	**P**	15.26	7:47.686	10:59:28.719
6 -	OUTLAP	80.6	48.584	74.1	25.464	111.2	1:52.522		77.85	6.377	11:01:21.241
7 -	33.729	87.6	47.668	78.1	25.261	114.1	1:46.658	**(2)**	82.13	0.513	11:03:07.899
8 -	34.633	67.1	49.105	74.9	26.039	113.7	1:49.777		79.79	3.632	11:04:57.676
9 -	34.329	88.1	47.996	79.0	***25.063***	112.5	1:47.388	**(3)**	81.57	1.243	11:06:45.064
10 -	***33.170***	88.7	***47.527***	76.0	25.448	110.5	***1:46.145***	**(1)**	***82.52***		***11:08:31.209***

P11 93 E1 Rudolf ERNST Lotus 22

IDEAL LAP TIME : 1:45.857 BEST LAP TIME : 1:46.310 DIFFERENCE : 0.453

LAP	SECTOR 1		SECTOR 2		SECTOR 3		LAP TIME		MPH	DIFF	TIME OF DAY
1 -	OUTLAP	86.4	50.394	82.7	27.728	110.5	1:57.666		74.44	11.356	10:43:09.256
2 -	35.060	80.9	48.386	81.7	25.617	109.1	1:49.063		80.31	2.753	10:44:58.319
3 -	33.531	91.0	49.252	79.8	26.131	109.6	1:48.914	**(3)**	80.42	2.604	10:46:47.233
4 -	33.167	88.3	47.820	***89.0***	***25.599***	110.9	1:46.586	**(2)**	82.18	0.276	10:48:33.819
5 -	50.366	39.6	1:37.481	40.1	IN PIT		10:50.071	**P**	13.47	9:03.761	10:59:23.890
6 -	OUTLAP	87.8	48.783	74.0	25.854	***112.2***	1:52.364		77.95	6.054	11:01:16.254
7 -	34.724	85.4	49.225	74.3	26.830	107.8	1:50.779		79.07	4.469	11:03:07.033
8 -	35.068	71.3	49.107	73.9	26.018	***112.2***	1:50.193		79.49	3.883	11:04:57.226
9 -	35.234	81.4	49.777	77.4	25.852	110.5	1:50.863		79.01	4.553	11:06:48.089
10 -	***33.028***	92.0	***47.230***	79.9	26.052	111.8	***1:46.310***	**(1)**	***82.39***		***11:08:34.399***

P12 122 E1 James RUSSELL Lotus 22

IDEAL LAP TIME : 1:45.817 BEST LAP TIME : 1:46.454 DIFFERENCE : 0.637

LAP	SECTOR 1		SECTOR 2		SECTOR 3		LAP TIME		MPH	DIFF	TIME OF DAY
1 -	OUTLAP	83.6	50.524	73.2	25.817	114.5	1:54.548		76.47	8.094	10:42:53.833
2 -	33.277	88.8	48.268	78.0	25.266	115.1	1:46.811	**(2)**	82.01	0.357	10:44:40.644
3 -	32.918	93.0	***48.166***	76.7	25.370	115.1	***1:46.454***	**(1)**	***82.28***		***10:46:27.098***
4 -	***32.494***	***93.2***	49.155	77.1	25.339	***115.5***	1:46.988	**(3)**	81.87	0.534	10:48:14.086
5 -	34.213	88.4	48.438	***78.5***	***25.157***	112.9	1:47.808		81.25	1.354	10:50:01.894

P13 63 D2 Laine MARTIN Lotus 20

IDEAL LAP TIME : 1:46.665 BEST LAP TIME : 1:47.039 DIFFERENCE : 0.374

LAP	SECTOR 1		SECTOR 2		SECTOR 3		LAP TIME		MPH	DIFF	TIME OF DAY
1 -	OUTLAP	72.7	54.114	69.4	27.658	105.0	2:03.928		70.68	16.889	10:44:01.243
2 -	37.166	81.5	51.019	76.0	26.295	113.1	1:54.480		76.51	7.441	10:45:55.723
3 -	34.860	89.7	49.749	75.9	26.113	112.7	1:50.722		79.11	3.683	10:47:46.445
4 -	34.740	92.8	48.823	77.0	25.672	114.5	1:49.235		80.19	2.196	10:49:35.680
5 -	34.067	91.1	1:05.926	47.5	IN PIT		9:45.506	**P**	14.96	7:58.467	10:59:21.186
6 -	OUTLAP	79.6	49.574	73.3	26.436	115.5	1:54.321		76.62	7.282	11:01:15.507
7 -	***33.939***	***92.9***	48.581	77.6	25.696	116.9	1:48.216		80.94	1.177	11:03:03.723
8 -	34.303	85.9	48.066	***82.3***	25.645	116.5	1:48.014	**(2)**	81.09	0.975	11:04:51.737
9 -	34.234	90.5	***47.457***	78.6	25.348	111.8	***1:47.039***	**(1)**	***81.83***		***11:06:38.776***
10 -	34.532	87.8	48.390	79.2	***25.269***	***117.1***	1:48.191	**(3)**	80.96	1.152	11:08:26.967

Weather / Track : Sunny / Dry

Brands Hatch GP
Circuit Length = 2.4332 miles
Start: 10:40 Flag 11:07 End: 11:09

Sheet No:

Legends of Brands Hatch Superprix

HSCC Historic Formula Junior

QUALIFYING - RACE 4 - SECTOR ANALYSIS

SECTOR 1 = FL to I1, SECTOR 2 = I1 to I2, SECTOR 3 = I2 to FL, DIFF = Difference To Personal Best Lap, P = Crossed Finish Line in Pit Lane, D = Time Disallowed

P14 8 B2 Alex MORTON — Condor S2

IDEAL LAP TIME : 1:47.729 BEST LAP TIME : 1:47.729 DIFFERENCE : 0.000

LAP	SECTOR 1		SECTOR 2		SECTOR 3		LAP TIME		MPH	DIFF	TIME OF DAY
1 -	OUTLAP	78.3	51.045	76.3	26.381	104.6	1:58.166		74.13	10.437	10:43:28.070
2 -	34.309	87.2	52.906	69.9	27.898	107.5	1:55.113		76.09	7.384	10:45:23.183
3 -	34.256	85.5	49.236	76.8	26.012	108.2	1:49.504		79.99	1.775	10:47:12.687
4 -	34.703	86.1	49.478	77.6	26.327	108.2	1:50.508		79.26	2.779	10:49:03.195
5 -	34.227	88.5	50.037	49.6	IN PIT		10:07.794	P	14.41	8:20.065	10:59:10.989
6 -	OUTLAP	72.9	49.985	74.9	26.283	108.0	1:56.847		74.96	9.118	11:01:07.836
7 -	33.982	84.5	50.144	74.8	26.134	109.2	1:50.260		79.44	2.531	11:02:58.096
8 -	33.981	86.2	48.516	80.7	25.782	***109.6***	1:48.279	(2)	80.90	0.550	11:04:46.375
9 -	34.022	84.2	49.259	78.3	26.149	108.5	1:49.430	(3)	80.04	1.701	11:06:35.805
10 -	***33.662***	***88.6***	***48.489***	***80.8***	***25.578***	108.4	***1:47.729***	(1)	***81.31***		***11:08:23.534***

P15 61 E1 Andrew BEAUMONT — Lotus 22

IDEAL LAP TIME : 1:47.838 BEST LAP TIME : 1:47.936 DIFFERENCE : 0.098

LAP	SECTOR 1		SECTOR 2		SECTOR 3		LAP TIME		MPH	DIFF	TIME OF DAY
1 -	OUTLAP	83.5	51.412	75.8	26.962	111.4	1:58.774		73.75	10.838	10:44:30.386
2 -	35.474	85.3	50.383	74.1	25.928	112.0	1:51.785		78.36	3.849	10:46:22.171
3 -	34.754	92.8	50.560	81.0	25.428	112.7	1:50.742		79.10	2.806	10:48:12.913
4 -	34.919	***93.5***	48.441	79.6	25.539	***113.5***	1:48.899	(2)	80.44	0.963	10:50:01.812
5 -	36.683	76.9	1:04.811	54.1	IN PIT		9:47.957	P	14.89	8:00.021	10:59:49.769
6 -	OUTLAP	91.3	51.631	72.8	27.514	111.4	2:01.728		71.96	13.792	11:01:51.497
7 -	34.766	92.6	50.255	77.5	26.607	108.5	1:51.628		78.47	3.692	11:03:43.125
8 -	***34.501***	89.4	***48.135***	81.0	25.300	113.3	***1:47.936***	(1)	***81.15***		***11:05:31.061***
9 -	34.918	88.8	48.897	***82.4***	***25.202***	113.3	1:49.017	(3)	80.35	1.081	11:07:20.078

P16 5 D2 Robin LONGDON — Lola Mk3

IDEAL LAP TIME : 1:48.127 BEST LAP TIME : 1:48.140 DIFFERENCE : 0.013

LAP	SECTOR 1		SECTOR 2		SECTOR 3		LAP TIME		MPH	DIFF	TIME OF DAY
1 -	OUTLAP	76.7	57.783	65.5	27.524	109.6	2:09.615		67.58	21.475	10:43:55.631
2 -	35.614	82.2	51.133	71.4	26.267	109.6	1:53.014		77.51	4.874	10:45:48.645
3 -	35.783	82.5	50.315	***76.1***	26.023	112.4	1:52.121		78.12	3.981	10:47:40.766
4 -	34.798	84.4	49.100	73.0	***25.722***	111.8	1:49.620	(2)	79.91	1.480	10:49:30.386
5 -	34.566	79.0	1:08.833	34.7	IN PIT		9:47.766	P	14.90	7:59.626	10:59:18.152
6 -	OUTLAP	76.5	51.103	71.0	26.085	105.0	1:57.677		74.43	9.537	11:01:15.829
7 -	34.789	87.3	49.083	75.3	26.421	111.8	1:50.293	(3)	79.42	2.153	11:03:06.122
8 -	34.429	77.2	50.170	72.2	25.999	110.7	1:50.598		79.20	2.458	11:04:56.720
9 -	35.575	77.8	52.244	71.9	25.978	113.3	1:53.797		76.97	5.657	11:06:50.517
10 -	***33.957***	***88.1***	***48.448***	76.0	25.735	***113.7***	***1:48.140***	(1)	***81.00***		***11:08:38.657***

P17 51 B2 Michael HIBBERD — Lola Mk2

IDEAL LAP TIME : 1:48.867 BEST LAP TIME : 1:48.867 DIFFERENCE : 0.000

LAP	SECTOR 1		SECTOR 2		SECTOR 3		LAP TIME		MPH	DIFF	TIME OF DAY
1 -	OUTLAP	80.7	52.739	74.9	27.219	108.5	2:00.787		72.52	11.920	10:44:06.851
2 -	35.163	88.7	50.245	73.6	26.426	110.7	1:51.834		78.32	2.967	10:45:58.685
3 -	34.588	90.6	49.951	74.1	26.574	109.6	1:51.113	(3)	78.83	2.246	10:47:49.798
4 -	34.458	***91.1***	49.333	73.5	26.242	111.6	1:50.033	(2)	79.61	1.166	10:49:39.831
5 -	34.385	89.1	1:08.781	60.1	IN PIT		10:23.837	P	14.04	8:34.970	11:00:03.668
6 -	OUTLAP	85.0	50.725	75.0	26.159	110.9	1:56.654		75.09	7.787	11:02:00.322
7 -	35.315	85.1	51.786	***76.7***	26.134	***112.9***	1:53.235		77.35	4.368	11:03:53.557
8 -	34.654	89.8	50.338	71.0	26.284	111.2	1:51.276		78.72	2.409	11:05:44.833
9 -	***34.363***	90.4	***48.431***	76.0	***26.073***	111.1	***1:48.867***	(1)	***80.46***		***11:07:33.700***

Weather / Track : Sunny / Dry

Brands Hatch GP
Circuit Length = 2.4332 miles
Start: 10:40 Flag 11:07 End: 11:09

Sheet No:

Legends of Brands Hatch Superprix

HSCC Historic Formula Junior

QUALIFYING - RACE 4 - SECTOR ANALYSIS

SECTOR 1 = FL to I1, SECTOR 2 = I1 to I2, SECTOR 3 = I2 to FL, DIFF = Difference To Personal Best Lap, P = Crossed Finish Line in Pit Lane, D = Time Disallowed

P18 196 B2 Harindra DE SILVA — Lola Mk2

IDEAL LAP TIME : 1:49.407 BEST LAP TIME : 1:49.838 DIFFERENCE : 0.431

LAP	SECTOR 1		SECTOR 2		SECTOR 3		LAP TIME		MPH	DIFF	TIME OF DAY
1 -	OUTLAP	77.0	54.311	74.7	28.010	107.2	2:06.763		69.10	16.925	10:44:27.082
2 -	36.102	85.5	52.114	80.5	26.255	***109.6***	1:54.471	(3)	76.52	4.633	10:46:21.553
3 -	36.713	81.9	53.186	64.7	29.352	107.8	1:59.251		73.45	9.413	10:48:20.804
4 -	38.972	82.4	57.140	68.2	IN PIT		11:27.825	P	12.73	9:37.987	10:59:48.629
5 -	OUTLAP	70.4	54.019	73.6	27.610	107.2	2:08.601		68.11	18.763	11:01:57.230
6 -	35.643	77.7	53.484	79.0	26.683	108.7	1:55.810		75.63	5.972	11:03:53.040
7 -	***34.374***	88.4	50.628	74.8	26.991	103.8	1:51.993	(2)	78.21	2.155	11:05:45.033
8 -	34.805	***88.5***	***49.069***	***81.5***	***25.964***	***109.6***	***1:49.838***	(1)	***79.75***		***11:07:34.871***

P19 76 E1 Simon DURLING — Lotus 22

IDEAL LAP TIME : 1:49.138 BEST LAP TIME : 1:50.255 DIFFERENCE : 1.117

LAP	SECTOR 1		SECTOR 2		SECTOR 3		LAP TIME		MPH	DIFF	TIME OF DAY
1 -	OUTLAP	83.7	52.720	62.5	28.314	109.1	2:04.096		70.58	13.841	10:43:17.774
2 -	36.962	81.7	52.041	67.5	28.284	108.7	1:57.287		74.68	7.032	10:45:15.061
3 -	35.496	87.3	50.405	68.3	28.965	96.9	1:54.866		76.26	4.611	10:47:09.927
4 -	35.822	87.1	53.623	65.8	26.783	111.2	1:56.228		75.36	5.973	10:49:06.155
5 -	35.264	85.5	53.935	44.7	IN PIT		10:06.651	P	14.43	8:16.396	10:59:12.806
6 -	OUTLAP	85.1	51.269	66.3	27.193	110.9	2:00.359		72.78	10.104	11:01:13.165
7 -	34.927	88.0	49.461	***75.3***	***25.867***	***112.2***	***1:50.255***	(1)	***79.45***		***11:03:03.420***
8 -	35.699	80.5	50.558	73.5	26.326	112.0	1:52.583		77.80	2.328	11:04:56.003
9 -	***34.076***	***91.1***	51.693	72.4	26.684	111.4	1:52.453	(3)	77.89	2.198	11:06:48.456
10 -	34.469	90.6	***49.195***	72.6	26.602	109.6	1:50.266	(2)	79.44	0.011	11:08:38.722

P20 37 C2 Andrew TAYLOR — Cooper T56

IDEAL LAP TIME : 1:49.767 BEST LAP TIME : 1:50.274 DIFFERENCE : 0.507

LAP	SECTOR 1		SECTOR 2		SECTOR 3		LAP TIME		MPH	DIFF	TIME OF DAY
1 -	OUTLAP	81.7	52.613	73.4	27.192	106.5	2:00.387		72.76	10.113	10:43:24.369
2 -	35.024	83.3	50.072	76.1	26.623	107.3	1:51.719		78.40	1.445	10:45:16.088
3 -	35.309	84.3	49.797	68.8	26.782	108.2	1:51.888		78.29	1.614	10:47:07.976
4 -	34.686	82.6	49.426	75.5	***26.547***	***109.2***	1:50.659	(3)	79.16	0.385	10:48:58.635
5 -	34.261	86.3	***49.254***	72.0	IN PIT		10:09.821	P	14.36	8:19.547	10:59:08.456
6 -	OUTLAP	84.8	49.682	78.4	26.631	107.5	1:55.177		76.05	4.903	11:01:03.633
7 -	***33.966***	***88.1***	49.695	***79.4***	26.622	108.0	1:50.283	(2)	79.43	0.009	11:02:53.916
8 -	34.415	84.8	49.889	78.8	26.673	108.2	1:50.977		78.93	0.703	11:04:44.893
9 -	34.553	84.7	49.876	77.4	26.974	109.1	1:51.403		78.63	1.129	11:06:36.296
10 -	34.313	84.6	49.307	78.6	26.654	106.6	***1:50.274***	(1)	***79.43***		***11:08:26.570***

P21 85 D2 John CHISHOLM — Gemini Mk3A

IDEAL LAP TIME : 1:50.310 BEST LAP TIME : 1:50.737 DIFFERENCE : 0.427

LAP	SECTOR 1		SECTOR 2		SECTOR 3		LAP TIME		MPH	DIFF	TIME OF DAY
1 -	OUTLAP	***87.0***	52.316	76.0	26.435	108.5	1:58.007		74.23	7.270	10:44:21.716
2 -	35.153	84.3	50.276	***81.5***	***25.756***	110.3	1:51.185	(2)	78.78	0.448	10:46:12.901
3 -	***34.739***	83.7	***49.815***	77.4	26.183	***111.2***	***1:50.737***	(1)	***79.10***		***10:48:03.638***
4 -	35.065	82.7	50.003	66.4	27.124	111.1	1:52.192	(3)	78.07	1.455	10:49:55.830

P22 25 B2 Andrew TART — Bond FJ 002

IDEAL LAP TIME : 1:50.850 BEST LAP TIME : 1:51.686 DIFFERENCE : 0.836

LAP	SECTOR 1		SECTOR 2		SECTOR 3		LAP TIME		MPH	DIFF	TIME OF DAY
1 -	OUTLAP	78.4	53.506	65.8	27.765	106.6	2:03.368		71.00	11.682	10:43:07.543
2 -	36.465	86.7	50.508	73.0	26.745	108.2	1:53.718		77.03	2.032	10:45:01.261
3 -	35.094	86.9	50.082	74.4	26.803	108.4	1:51.979		78.22	0.293	10:46:53.240
4 -	34.890	87.7	50.325	74.3	26.471	108.9	***1:51.686***	(1)	***78.43***		***10:48:44.926***
5 -	35.013	87.2	***50.048***	75.1	IN PIT		10:22.494	P	14.07	8:30.808	10:59:07.420

Weather / Track : Sunny / Dry

Brands Hatch GP
Circuit Length = 2.4332 miles
Start: 10:40 Flag 11:07 End: 11:09

Sheet No:

Legends of Brands Hatch Superprix

HSCC Historic Formula Junior

QUALIFYING - RACE 4 - SECTOR ANALYSIS

SECTOR 1 = FL to I1, SECTOR 2 = I1 to I2, SECTOR 3 = I2 to FL, DIFF = Difference To Personal Best Lap, P = Crossed Finish Line in Pit Lane, D = Time Disallowed

6 -	OUTLAP	83.4	50.907	73.3	26.871	108.5	1:58.804		73.73	7.118	11:01:06.224
7 -	35.232	***88.7***	50.246	75.9	26.489	101.9	1:51.967	**(3)**	78.23	0.281	11:02:58.191
8 -	35.232	81.6	50.535	74.9	***26.199***	***109.2***	1:51.966	**(2)**	78.23	0.280	11:04:50.157
9 -	35.112	86.3	50.284	***76.6***	27.838	***109.2***	1:53.234		77.36	1.548	11:06:43.391
10 -	***34.603***	87.6	50.185	74.0	27.427	***109.2***	1:52.215		78.06	0.529	11:08:35.606

P23 30 9 Guy PLANTE Cooper T45

IDEAL LAP TIME : 1:51.635 BEST LAP TIME : 1:51.921 DIFFERENCE : 0.286

LAP	SECTOR 1		SECTOR 2		SECTOR 3		LAP TIME		MPH	DIFF	TIME OF DAY
1 -	OUTLAP	80.6	53.673	78.7	26.790	108.7	2:05.633		69.72	13.712	10:43:47.027
2 -	35.941	84.9	52.108	78.4	***26.295***	109.2	1:54.344		76.60	2.423	10:45:41.371
3 -	35.539	86.1	51.568	76.4	26.778	107.7	1:53.885	**(2)**	76.91	1.964	10:47:35.256
4 -	35.445	85.0	51.158	74.2	27.446	103.2	1:54.049	**(3)**	76.80	2.128	10:49:29.305
5 -	35.286	85.3	1:06.399	47.1	IN PIT		10:05.502	**P**	14.46	8:13.581	10:59:34.807
6 -	OUTLAP	74.5	55.294	76.9	27.421	106.0	2:06.809		69.07	14.888	11:01:41.616
7 -	35.528	89.5	53.692	79.3	26.654	106.6	1:55.874		75.59	3.953	11:03:37.490
8 -	***34.968***	***91.3***	***50.372***	76.5	26.581	***110.0***	***1:51.921***	**(1)**	***78.26***		***11:05:29.411***
9 -	36.419	89.3	51.603	***79.7***	26.427	108.9	1:54.449		76.53	2.528	11:07:23.860

P24 147 C2 Clinton McCARTHY Lotus 18

IDEAL LAP TIME : 1:51.767 BEST LAP TIME : 1:52.069 DIFFERENCE : 0.302

LAP	SECTOR 1		SECTOR 2		SECTOR 3		LAP TIME		MPH	DIFF	TIME OF DAY
1 -	OUTLAP	65.3	56.149	70.1	28.232	105.3	2:08.847		67.98	16.778	10:44:00.983
2 -	37.063	81.4	53.401	70.1	27.601	103.5	1:58.065		74.19	5.996	10:45:59.048
3 -	35.517	87.9	51.472	77.1	26.503	109.8	1:53.492		77.18	1.423	10:47:52.540
4 -	***34.921***	***88.6***	53.742	76.1	26.529	***111.4***	1:55.192		76.04	3.123	10:49:47.732
5 -	35.867	68.1	1:06.300	54.3	IN PIT		9:39.722	**P**	15.11	7:47.653	10:59:27.454
6 -	OUTLAP	81.5	51.286	80.6	***26.371***	110.0	1:57.015		74.86	4.946	11:01:24.469
7 -	35.351	86.8	50.737	81.5	26.885	110.5	1:52.973	**(3)**	77.53	0.904	11:03:17.442
8 -	35.104	83.2	50.733	***81.9***	26.653	110.5	1:52.490	**(2)**	77.87	0.421	11:05:09.932
9 -	35.131	86.4	***50.475***	79.0	26.463	110.5	***1:52.069***	**(1)**	***78.16***		***11:07:02.001***

P25 30 C2 Trevor GRIFFITHS Emeryson FJ

IDEAL LAP TIME : 1:51.947 BEST LAP TIME : 1:52.540 DIFFERENCE : 0.593

LAP	SECTOR 1		SECTOR 2		SECTOR 3		LAP TIME		MPH	DIFF	TIME OF DAY
1 -	OUTLAP	78.4	53.156	72.7	27.461	97.3	2:03.360		71.01	10.820	10:43:25.795
2 -	35.665	81.7	53.671	70.1	28.272	100.7	1:57.608		74.48	5.068	10:45:23.403
3 -	35.552	80.3	50.835	72.1	27.214	102.6	1:53.601		77.11	1.061	10:47:17.004
4 -	35.074	83.8	50.800	***78.9***	***26.926***	102.7	1:52.800	**(2)**	77.65	0.260	10:49:09.804
5 -	***34.942***	***84.4***	54.263	47.4	IN PIT		10:06.927	**P**	14.43	8:14.387	10:59:16.731
6 -	OUTLAP	79.7	52.013	73.0	27.401	101.8	1:59.263		73.44	6.723	11:01:15.994
7 -	35.942	84.2	***50.079***	77.9	27.324	***103.8***	1:53.345	**(3)**	77.28	0.805	11:03:09.339
8 -	35.013	70.2	51.577	75.0	27.193	103.7	1:53.783		76.98	1.243	11:05:03.122
9 -	35.200	84.3	***50.079***	73.4	27.261	102.2	***1:52.540***	**(1)**	***77.83***		***11:06:55.662***
10 -	34.985	82.2	51.129	72.3	27.299	102.2	1:53.413		77.23	0.873	11:08:49.075

P26 10 B2 Mike WALKER Bond FJ 001

IDEAL LAP TIME : 1:52.105 BEST LAP TIME : 1:52.628 DIFFERENCE : 0.523

LAP	SECTOR 1		SECTOR 2		SECTOR 3		LAP TIME		MPH	DIFF	TIME OF DAY
1 -	OUTLAP	74.2	55.609	60.7	27.950	108.5	2:06.225		69.39	13.597	10:43:16.550
2 -	36.638	78.1	51.190	68.0	27.064	109.4	1:54.892		76.24	2.264	10:45:11.442
3 -	35.842	***84.2***	***50.077***	71.8	***26.709***	***110.3***	***1:52.628***	**(1)**	***77.77***		***10:47:04.070***
4 -	35.647	74.8	51.150	71.9	27.510	106.0	1:54.307	**(3)**	76.63	1.679	10:48:58.377
5 -	36.459	82.5	52.129	53.9	IN PIT		10:11.850	**P**	14.31	8:19.222	10:59:10.227
6 -	OUTLAP	75.2	53.010	73.0	27.624	107.8	2:01.424		72.14	8.796	11:01:11.651
7 -	35.422	81.5	51.688	***74.6***	28.563	100.7	1:55.673		75.72	3.045	11:03:07.324
8 -	36.639	70.5	51.545	73.5	27.413	104.5	1:55.597		75.77	2.969	11:05:02.921
9 -	36.014	79.9	50.626	72.7	27.176	110.1	1:53.816	**(2)**	76.96	1.188	11:06:56.737

Weather / Track : Sunny / Dry

Brands Hatch GP
Circuit Length = 2.4332 miles
Start: 10:40 Flag 11:07 End: 11:09

Sheet No:

Legends of Brands Hatch Superprix

HSCC Historic Formula Junior

QUALIFYING - RACE 4 - SECTOR ANALYSIS

SECTOR 1 = FL to I1, SECTOR 2 = I1 to I2, SECTOR 3 = I2 to FL, DIFF = Difference To Personal Best Lap, P = Crossed Finish Line in Pit Lane, D = Time Disallowed

10 -	***35.319***	77.9	51.401	69.7	28.275	100.0	1:54.995	76.17	2.367	11:08:51.732

P27 90 E1 Andrew HAYDEN — Lotus 22

IDEAL LAP TIME : BEST LAP TIME : 1:53.492 DIFFERENCE :

LAP	SECTOR 1		SECTOR 2		SECTOR 3		LAP TIME		MPH	DIFF	TIME OF DAY
1 -							***1:53.492***	**(1)**	***77.18***		***10:45:31.460***
2 -							1:57.646	**(2)**	74.45	4.154	10:47:29.106

P28 43 C2 Ian SIMMONDS — Envoy Mk1

IDEAL LAP TIME : 1:54.665 BEST LAP TIME : 1:55.275 DIFFERENCE : 0.610

LAP	SECTOR 1		SECTOR 2		SECTOR 3		LAP TIME		MPH	DIFF	TIME OF DAY
1 -	OUTLAP	82.0	55.072	64.9	28.866	105.3	2:08.032		68.41	12.757	10:43:09.193
2 -	36.785	84.8	51.929	71.4	27.489	107.2	1:56.203		75.38	0.928	10:45:05.396
3 -	***35.958***	***86.4***	51.833	71.3	27.631	***107.8***	1:55.422	**(2)**	75.89	0.147	10:47:00.818
4 -	37.867	81.8	***51.319***	***72.8***	27.707	106.6	1:56.893		74.93	1.618	10:48:57.711
5 -	36.377	84.7	51.802	62.8	IN PIT		10:47.699	**P**	13.52	8:52.424	10:59:45.410
6 -	OUTLAP	82.9	54.868	57.2	30.423	105.0	2:09.276		67.76	14.001	11:01:54.686
7 -	36.743	81.4	54.196	72.3	28.299	107.5	1:59.238		73.46	3.963	11:03:53.924
8 -	35.999	82.1	51.888	72.0	***27.388***	***107.8***	***1:55.275***	**(1)**	***75.99***		***11:05:49.199***
9 -	35.963	84.5	52.084	72.0	27.682	105.6	1:55.729	**(3)**	75.69	0.454	11:07:44.928

P29 65 E1 Richard FERRIS — Donford FJ

IDEAL LAP TIME : 1:54.293 BEST LAP TIME : 1:55.790 DIFFERENCE : 1.497

LAP	SECTOR 1		SECTOR 2		SECTOR 3		LAP TIME		MPH	DIFF	TIME OF DAY
1 -	OUTLAP	67.1	55.437	77.4	28.483	105.5	2:09.209		67.79	13.419	10:43:28.750
2 -	36.613	76.6	53.637	71.9	28.085	106.5	1:58.335	**(3)**	74.02	2.545	10:45:27.085
3 -	35.482	83.8	53.674	74.3	26.708	106.6	1:55.864	**(2)**	75.60	0.074	10:47:22.949
4 -	35.809	***85.1***	53.373	***79.0***	***26.608***	***107.3***	***1:55.790***	**(1)**	***75.65***		***10:49:18.739***
5 -	***35.303***	82.0	1:08.939	40.3	IN PIT		10:10.759	**P**	14.34	8:14.969	10:59:29.498
6 -	OUTLAP	82.1	***52.382***	75.6	26.882	106.5	1:59.643		73.21	3.853	11:01:29.141

P30 140 C2 Keith PICKERING — Britannia FJ

IDEAL LAP TIME : 1:57.347 BEST LAP TIME : 1:57.549 DIFFERENCE : 0.202

LAP	SECTOR 1		SECTOR 2		SECTOR 3		LAP TIME		MPH	DIFF	TIME OF DAY
1 -	OUTLAP	78.6	1:00.060	53.1	31.354	98.1	2:14.376		65.18	16.827	10:43:20.221
2 -	38.629	82.5	56.143	66.7	30.457	96.1	2:05.229		69.95	7.680	10:45:25.450
3 -	38.412	83.5	53.917	70.0	28.345	103.2	2:00.674	**(2)**	72.59	3.125	10:47:26.124
4 -	36.981	***86.5***	***52.617***	70.1	***27.951***	***103.8***	***1:57.549***	**(1)**	***74.52***		***10:49:23.673***
5 -	37.126	84.6	1:09.304	44.5	IN PIT		10:12.727	**P**	14.29	8:15.178	10:59:36.400
6 -	OUTLAP	76.6	54.592	***71.0***	28.925	100.3	2:05.331		69.89	7.782	11:01:41.731
7 -	37.393	78.0	55.922	70.9	28.035	102.7	2:01.350	**(3)**	72.18	3.801	11:03:43.081

P31 33 C2 Stuart TIZZARD — Cooper T56

IDEAL LAP TIME : 1:57.155 BEST LAP TIME : 1:57.922 DIFFERENCE : 0.767

LAP	SECTOR 1		SECTOR 2		SECTOR 3		LAP TIME		MPH	DIFF	TIME OF DAY
1 -	OUTLAP	74.4	57.750	69.2	29.547	94.7	2:09.155		67.82	11.233	10:44:13.829
2 -	36.895	***79.9***	57.961	62.6	29.215	95.4	2:04.071		70.60	6.149	10:46:17.900
3 -	36.880	78.7	55.395	65.4	29.483	96.4	2:01.758	**(3)**	71.94	3.836	10:48:19.658
4 -	52.151	40.4	1:40.063	39.4	IN PIT		14:31.500	**P**	10.05	12:33.578	11:02:51.158
5 -	OUTLAP	74.3	53.552	***73.5***	29.196	97.3	2:03.985		70.65	6.063	11:04:55.143
6 -	***35.968***	79.5	54.212	68.8	***28.428***	***97.5***	1:58.608	**(2)**	73.85	0.686	11:06:53.751
7 -	36.516	78.3	***52.759***	69.7	28.647	96.9	***1:57.922***	**(1)**	***74.28***		***11:08:51.673***

P32 28 D2 Colin MCKAY — Gemini Mk2

IDEAL LAP TIME : 1:57.794 BEST LAP TIME : 1:58.479 DIFFERENCE : 0.685

LAP	SECTOR 1	SECTOR 2	SECTOR 3	LAP TIME	MPH	DIFF	TIME OF DAY

Weather / Track : Sunny / Dry

Brands Hatch GP
Circuit Length = 2.4332 miles
Start: 10:40 Flag 11:07 End: 11:09

Sheet No:

Legends of Brands Hatch Superprix

HSCC Historic Formula Junior

QUALIFYING - RACE 4 - SECTOR ANALYSIS

SECTOR 1 = FL to I1, SECTOR 2 = I1 to I2, SECTOR 3 = I2 to FL, DIFF = Difference To Personal Best Lap, P = Crossed Finish Line in Pit Lane, D = Time Disallowed

1 -	OUTLAP	71.5	58.565	68.4	29.598	100.1	2:13.671		65.53	15.192	10:44:35.105
2 -	36.729	83.2	53.720	68.2	28.240	100.4	1:58.689	(2)	73.80	0.210	10:46:33.794
3 -	***36.612***	***84.6***	53.212	65.4	28.655	***100.7***	***1:58.479***	**(1)**	***73.93***		***10:48:32.273***

P33 72 E2 Tom DE GRES Cooper T59

IDEAL LAP TIME : 1:57.841 BEST LAP TIME : 1:58.851 DIFFERENCE : 1.010

LAP	SECTOR 1		SECTOR 2		SECTOR 3		LAP TIME		MPH	DIFF	TIME OF DAY
1 -	OUTLAP	78.2	55.986	61.9	29.325	98.5	2:08.810		68.00	9.959	10:44:14.199
2 -	37.312	81.5	56.144	61.9	28.672	102.6	2:02.128		71.72	3.277	10:46:16.327
3 -	***36.745***	76.9	56.487	58.1	33.211	90.4	2:06.443		69.27	7.592	10:48:22.770
4 -	50.433	38.6	1:37.373	39.1	IN PIT		11:28.174	**P**	12.72	9:29.323	10:59:50.944
5 -	OUTLAP	81.6	53.941	***75.6***	28.608	102.1	2:06.958		68.99	8.107	11:01:57.902
6 -	36.900	77.6	56.433	74.4	***27.500***	***103.8***	2:00.833	**(3)**	72.49	1.982	11:03:58.735
7 -	37.059	77.4	***53.596***	69.9	28.196	103.4	***1:58.851***	**(1)**	***73.70***		***11:05:57.586***
8 -	36.794	***81.9***	54.887	72.0	28.275	103.0	1:59.956	**(2)**	73.02	1.105	11:07:57.542

P34 137 C2 James McBRIEN Elva 200

IDEAL LAP TIME : BEST LAP TIME : 2:00.076 DIFFERENCE :

LAP	SECTOR 1	SECTOR 2	SECTOR 3	LAP TIME		MPH	DIFF	TIME OF DAY
1 -				***2:00.076***	**(1)**	***72.95***		***10:45:58.936***
2 -				2:01.042	**(2)**	72.37	0.966	10:47:59.978
3 -				2:01.609		72.03	1.533	10:50:01.587
4 -			***IN PIT***	9:29.536	**P**	15.38	7:29.460	10:59:31.123
5 -	***OUTLAP***			2:07.977		68.44	7.901	11:01:39.101
6 -				2:05.085		70.03	5.009	11:03:44.186
7 -				2:02.822		71.32	2.746	11:05:47.008
8 -				2:01.446	**(3)**	72.12	1.370	11:07:48.454

P35 35 D2 John HUTCHISON Jr Envoy Mk1

IDEAL LAP TIME : 1:59.807 BEST LAP TIME : 2:00.413 DIFFERENCE : 0.606

LAP	SECTOR 1		SECTOR 2		SECTOR 3		LAP TIME		MPH	DIFF	TIME OF DAY
1 -	OUTLAP	69.6	1:01.237	59.2	30.920	96.9	2:22.431		61.50	22.018	10:43:40.665
2 -	41.757	80.8	56.269	68.4	28.946	98.9	2:06.972		68.99	6.559	10:45:47.637
3 -	38.322	81.9	55.639	72.0	28.761	99.7	2:02.722	**(3)**	71.37	2.309	10:47:50.359
4 -	***37.262***	81.9	55.492	73.5	***28.357***	100.1	2:01.111	**(2)**	72.32	0.698	10:49:51.470
5 -	39.584	61.1	1:04.592	59.8	IN PIT		10:08.225	**P**	14.40	8:07.812	10:59:59.695
6 -	OUTLAP	75.6	57.759	71.6	28.644	101.8	2:11.608		66.56	11.195	11:02:11.303
7 -	37.399	80.8	57.216	71.6	28.379	100.7	2:02.994		71.22	2.581	11:04:14.297
8 -	37.664	***83.1***	***54.188***	***75.4***	28.561	***101.9***	***2:00.413***	**(1)**	***72.74***		***11:06:14.710***

P36 160 7c Elliott HANN Cooper T41

IDEAL LAP TIME : 2:00.258 BEST LAP TIME : 2:01.016 DIFFERENCE : 0.758

LAP	SECTOR 1		SECTOR 2		SECTOR 3		LAP TIME		MPH	DIFF	TIME OF DAY
1 -	OUTLAP	60.3	58.927	65.2	30.651	99.7	2:13.866		65.43	12.850	10:44:07.667
2 -	37.074	81.5	57.382	68.3	31.384	94.7	2:05.840		69.61	4.824	10:46:13.507
3 -	37.921	74.4	59.697	61.7	31.409	103.4	2:09.027		67.89	8.011	10:48:22.534
4 -	50.343	40.1	1:36.536	37.3	IN PIT		11:35.600	**P**	12.59	9:34.584	10:59:58.134
5 -	OUTLAP	72.2	59.801	67.9	28.954	104.3	2:12.441		66.14	11.425	11:02:10.575
6 -	***36.528***	79.6	59.784	73.1	28.638	***105.6***	2:04.950	**(3)**	70.10	3.934	11:04:15.525
7 -	37.286	82.1	***55.447***	74.0	***28.283***	105.3	***2:01.016***	**(1)**	***72.38***		***11:06:16.541***
8 -	37.126	***83.6***	55.850	***74.7***	29.103	103.8	2:02.079	**(2)**	71.75	1.063	11:08:18.620

P37 26 B2 Roger DEXTER Elva 100 DKW

IDEAL LAP TIME : 2:01.755 BEST LAP TIME : 2:02.220 DIFFERENCE : 0.465

LAP	SECTOR 1		SECTOR 2		SECTOR 3		LAP TIME		MPH	DIFF	TIME OF DAY
1 -	OUTLAP	67.1	1:00.498	60.3	31.269	88.4	2:18.446		63.27	16.226	10:43:58.789
2 -	39.976	74.1	58.482	61.2	30.783	89.5	2:09.241		67.77	7.021	10:46:08.030

Weather / Track : Sunny / Dry

Brands Hatch GP
Circuit Length = 2.4332 miles
Start: 10:40 Flag 11:07 End: 11:09

Sheet No:

Legends of Brands Hatch Superprix

HSCC Historic Formula Junior

QUALIFYING - RACE 4 - SECTOR ANALYSIS

SECTOR 1 = FL to I1, SECTOR 2 = I1 to I2, SECTOR 3 = I2 to FL, DIFF = Difference To Personal Best Lap, P = Crossed Finish Line in Pit Lane, D = Time Disallowed

3 -	38.660	74.3	56.616	***67.5***	29.674	93.0	2:04.950	**(3)**	70.10	2.730	10:48:12.980
4 -	52.741	41.6	1:40.032	39.6	IN PIT		11:43.836	**P**	12.44	9:41.616	10:59:56.816
5 -	OUTLAP	72.2	59.582	63.0	31.799	90.3	2:14.970		64.90	12.750	11:02:11.786
6 -	38.683	64.2	1:02.368	66.3	29.433	***94.5***	2:10.484		67.13	8.264	11:04:22.270
7 -	38.734	76.6	***55.609***	67.3	***29.386***	93.5	2:03.729	**(2)**	70.79	1.509	11:06:25.999
8 -	***36.760***	74.4	55.715	59.3	29.745	93.8	***2:02.220***	**(1)**	***71.67***		***11:08:28.219***

P38 31 C2 Peter EDBROOKE Lotus 18

IDEAL LAP TIME : 2:12.392 BEST LAP TIME : 2:12.392 DIFFERENCE : 0.000

LAP	SECTOR 1		SECTOR 2		SECTOR 3		LAP TIME		MPH	DIFF	TIME OF DAY
1 -	OUTLAP	66.9	1:07.900	52.5	33.239	91.3	2:30.153		58.33	17.761	10:44:32.518
2 -	43.701	66.4	1:05.887	54.6	32.187	91.4	2:21.775		61.78	9.383	10:46:54.293
3 -	45.303	56.4	1:04.107	54.3	31.363	***93.2***	2:20.773	**(3)**	62.22	8.381	10:49:15.066
4 -	42.385	***68.4***	1:09.714	40.4	IN PIT		10:32.326	**P**	13.85	8:19.934	10:59:47.392
5 -	OUTLAP	61.8	1:06.506	***63.9***	31.476	90.8	2:28.617		58.94	16.225	11:02:16.009
6 -	42.050	56.0	1:09.095	58.9	32.548	88.6	2:23.693		60.96	11.301	11:04:39.702
7 -	42.703	65.2	1:03.558	53.6	32.443	90.4	2:18.704	**(2)**	63.15	6.312	11:06:58.406
8 -	***41.784***	61.1	***1:00.069***	62.5	***30.539***	87.9	***2:12.392***	**(1)**	***66.16***		***11:09:10.798***

P39 39 C1 David WALKER Lotus 18

IDEAL LAP TIME : 2:14.726 BEST LAP TIME : 2:15.969 DIFFERENCE : 1.243

LAP	SECTOR 1		SECTOR 2		SECTOR 3		LAP TIME		MPH	DIFF	TIME OF DAY
1 -	OUTLAP	60.5	1:06.937	57.6	33.215	92.5	2:26.835		59.65	10.866	10:44:17.653
2 -	43.754	70.2	1:03.446	63.4	31.443	91.6	2:18.643	**(3)**	63.18	2.674	10:46:36.296
3 -	42.971	71.7	1:02.192	61.3	31.683	91.9	2:16.846	**(2)**	64.01	0.877	10:48:53.142
4 -	45.318	64.9	1:04.209	44.2	IN PIT		10:38.223	**P**	13.72	8:22.254	10:59:31.365
5 -	OUTLAP	58.8	1:04.495	65.6	31.667	***99.7***	2:23.945		60.85	7.976	11:01:55.310
6 -	43.743	56.4	1:09.463	***66.5***	***30.915***	95.0	2:24.121		60.78	8.152	11:04:19.431
7 -	43.693	***74.0***	***1:01.070***	64.9	31.206	94.1	***2:15.969***	**(1)**	***64.42***		***11:06:35.400***

Weather / Track : Sunny / Dry

Brands Hatch GP
Circuit Length = 2.4332 miles
Start: 10:40 Flag 11:07 End: 11:09

Sheet No:

Legends of Brands Hatch Superprix

HSCC Historic Formula Junior

QUALIFYING - RACE 4 - BEST SECTORS

	SECTOR 1			SECTOR 2			SECTOR 3			IDEAL / BEST COMPARISON					
POS	NO	NAME	TIME	NO	NAME	TIME	NO	NAME	TIME	POS	NO	NAME	IDEAL	BEST	DIFF
												PERFECT LAP	1:40.308		
1	96	DE SILVA	31.462	96	DE SILVA	45.142	10	DARK	23.704	1	96		1:40.572	1:40.572	0.000
2	79	HIBBERD	31.765	75	MORTON	45.264	96	DE SILVA	23.968	2	79		1:41.469	1:41.469	0.000
3	75	MORTON	31.850	53	WILSON	45.515	79	HIBBERD	24.123	3	75		1:41.528	1:41.803	0.275
4	10	DARK	32.154	79	HIBBERD	45.581	53	WILSON	24.153	4	53		1:41.856	1:41.951	0.095
5	53	WILSON	32.188	10	DARK	46.364	75	MORTON	24.414	5	10		1:42.222	1:42.444	0.222
6	122	RUSSELL	32.494	181	THORNTON	46.772	181	THORNTON	24.530	6	181		1:44.094	1:45.882	1.788
7	181	THORNTON	32.792	2	JOLLEY	46.860	34	WILSON	24.535	7	2		1:45.114	1:45.114	0.000
8	58	SMEETON	32.865	93	ERNST	47.230	2	JOLLEY	24.877	8	34		1:45.275	1:45.477	0.202
9	93	ERNST	33.028	34	WILSON	47.380	58	SMEETON	25.045	9	58		1:45.566	1:45.797	0.231
10	133	DRAKE	33.170	63	MARTIN	47.457	133	DRAKE	25.063	10	133		1:45.760	1:46.145	0.385
11	34	WILSON	33.360	133	DRAKE	47.527	122	RUSSELL	25.157	11	122		1:45.817	1:46.454	0.637
12	2	JOLLEY	33.377	58	SMEETON	47.656	61	BEAUMONT	25.202	12	93		1:45.857	1:46.310	0.453
13	8	MORTON	33.662	61	BEAUMONT	48.135	63	MARTIN	25.269	13	63		1:46.665	1:47.039	0.374
14	63	MARTIN	33.939	122	RUSSELL	48.166	8	MORTON	25.578	14	8		1:47.729	1:47.729	0.000
15	5	LONGDON	33.957	51	HIBBERD	48.431	93	ERNST	25.599	15	61		1:47.838	1:47.936	0.098
16	37	TAYLOR	33.966	5	LONGDON	48.448	5	LONGDON	25.722	16	5		1:48.127	1:48.140	0.013
17	76	DURLING	34.076	8	MORTON	48.489	85	CHISHOLM	25.756	17	51		1:48.867	1:48.867	0.000
18	51	HIBBERD	34.363	196	DE SILVA	49.069	76	DURLING	25.867	18	76		1:49.138	1:50.255	1.117
19	196	DE SILVA	34.374	76	DURLING	49.195	196	DE SILVA	25.964	19	196		1:49.407	1:49.838	0.431
20	61	BEAUMONT	34.501	37	TAYLOR	49.254	51	HIBBERD	26.073	20	37		1:49.767	1:50.274	0.507
21	25	TART	34.603	85	CHISHOLM	49.815	25	TART	26.199	21	85		1:50.310	1:50.737	0.427
22	85	CHISHOLM	34.739	25	TART	50.048	30	PLANTE	26.295	22	25		1:50.850	1:51.686	0.836
23	147	McCARTHY	34.921	10	WALKER	50.077	147	McCARTHY	26.371	23	30		1:51.635	1:51.921	0.286
24	30	GRIFFITHS	34.942	30	GRIFFITHS	50.079	37	TAYLOR	26.547	24	147		1:51.767	1:52.069	0.302
25	30	PLANTE	34.968	30	PLANTE	50.372	65	FERRIS	26.608	25	30		1:51.947	1:52.540	0.593
26	65	FERRIS	35.303	147	McCARTHY	50.475	10	WALKER	26.709	26	10		1:52.105	1:52.628	0.523
27	10	WALKER	35.319	43	SIMMONDS	51.319	30	GRIFFITHS	26.926	27	65		1:54.293	1:55.790	1.497
28	43	SIMMONDS	35.958	65	FERRIS	52.382	43	SIMMONDS	27.388	28	43		1:54.665	1:55.275	0.610
29	33	TIZZARD	35.968	140	PICKERING	52.617	72	DE GRES	27.500	29	33		1:57.155	1:57.922	0.767
30	160	HANN	36.528	33	TIZZARD	52.759	140	PICKERING	27.951	30	140		1:57.347	1:57.549	0.202
31	28	MCKAY	36.612	28	MCKAY	53.109	28	MCKAY	28.073	31	28		1:57.794	1:58.479	0.685
32	72	DE GRES	36.745	72	DE GRES	53.596	160	HANN	28.283	32	72		1:57.841	1:58.851	1.010
33	26	DEXTER	36.760	35	HUTCHISON Jr	54.188	35	HUTCHISON Jr	28.357	33	35		1:59.807	2:00.413	0.606
34	140	PICKERING	36.779	160	HANN	55.447	33	TIZZARD	28.428	34	160		2:00.258	2:01.016	0.758
35	35	HUTCHISON Jr	37.262	26	DEXTER	55.609	26	DEXTER	29.386	35	26		2:01.755	2:02.220	0.465
36	31	EDBROOKE	41.784	31	EDBROOKE	1:00.069	31	EDBROOKE	30.539	36	31		2:12.392	2:12.392	0.000
37	39	WALKER	42.741	39	WALKER	1:01.070	39	WALKER	30.915	37	39		2:14.726	2:15.969	1.243
38										38	90			1:53.492	
39										39	137			2:00.076	

Weather / Track : Sunny / Dry

Brands Hatch GP
Circuit Length = 2.4332 miles
Start: 10:40 Flag 11:07 End: 11:09

Results can be found at www.tsl-timing.com

Printed - 11:10 Saturday, 29 June 2019

Sheet No:

Legends of Brands Hatch Superprix

HSCC Historic Formula Junior

QUALIFYING - RACE 4 - BEST SPEEDS

	INTERMEDIATE 1			INTERMEDIATE 2			FINISH LINE		
POS	NO	NAME	MPH	NO	NAME	MPH	NO	NAME	MPH
1	10	DARK	98.8	10	DARK	89.8	10	DARK	129.3
2	96	DE SILVA	97.3	93	ERNST	89.0	34	WILSON	125.4
3	79	HIBBERD	97.3	79	HIBBERD	88.4	2	JOLLEY	121.5
4	53	WILSON	97.3	53	WILSON	87.7	96	DE SILVA	118.5
5	2	JOLLEY	95.8	96	DE SILVA	87.1	53	WILSON	117.7
6	75	MORTON	95.4	75	MORTON	85.8	58	SMEETON	117.3
7	58	SMEETON	94.7	181	THORNTON	83.3	63	MARTIN	117.1
8	61	BEAUMONT	93.5	61	BEAUMONT	82.4	79	HIBBERD	116.3
9	122	RUSSELL	93.2	63	MARTIN	82.3	75	MORTON	116.1
10	63	MARTIN	92.9	147	McCARTHY	81.9	133	DRAKE	115.7
11	133	DRAKE	92.3	2	JOLLEY	81.6	122	RUSSELL	115.5
12	93	ERNST	92.3	196	DE SILVA	81.5	5	LONGDON	113.7
13	30	PLANTE	91.3	85	CHISHOLM	81.5	61	BEAUMONT	113.5
14	181	THORNTON	91.1	8	MORTON	80.8	51	HIBBERD	112.9
15	51	HIBBERD	91.1	58	SMEETON	80.2	181	THORNTON	112.5
16	76	DURLING	91.1	30	PLANTE	79.7	93	ERNST	112.2
17	34	WILSON	89.7	133	DRAKE	79.5	76	DURLING	112.2
18	25	TART	88.7	37	TAYLOR	79.4	147	McCARTHY	111.4
19	8	MORTON	88.6	34	WILSON	79.1	85	CHISHOLM	111.2
20	147	McCARTHY	88.6	65	FERRIS	79.0	10	WALKER	110.3
21	196	DE SILVA	88.5	30	GRIFFITHS	78.9	30	PLANTE	110.0
22	5	LONGDON	88.1	122	RUSSELL	78.5	8	MORTON	109.6
23	37	TAYLOR	88.1	51	HIBBERD	76.7	196	DE SILVA	109.6
24	85	CHISHOLM	87.0	25	TART	76.6	37	TAYLOR	109.2
25	140	PICKERING	86.5	5	LONGDON	76.1	25	TART	109.2
26	43	SIMMONDS	86.4	72	DE GRES	75.6	43	SIMMONDS	107.8
27	65	FERRIS	85.1	35	HUTCHISON Jr	75.4	65	FERRIS	107.3
28	28	MCKAY	84.6	76	DURLING	75.3	160	HANN	105.6
29	30	GRIFFITHS	84.4	160	HANN	74.7	30	GRIFFITHS	103.8
30	10	WALKER	84.2	10	WALKER	74.6	140	PICKERING	103.8
31	160	HANN	83.6	33	TIZZARD	73.5	72	DE GRES	103.8
32	35	HUTCHISON Jr	83.1	43	SIMMONDS	72.8	35	HUTCHISON Jr	101.9
33	72	DE GRES	81.9	140	PICKERING	71.0	28	MCKAY	100.7
34	33	TIZZARD	79.9	28	MCKAY	70.2	39	WALKER	99.7
35	26	DEXTER	76.8	26	DEXTER	67.5	33	TIZZARD	97.5
36	39	WALKER	74.0	39	WALKER	66.5	26	DEXTER	94.5
37	31	EDBROOKE	68.4	31	EDBROOKE	63.9	31	EDBROOKE	93.2
38									
39									

Weather / Track : Sunny / Dry

Brands Hatch GP
Circuit Length = 2.4332 miles
Start: 10:40 Flag 11:07 End: 11:09

Results can be found at www.tsl-timing.com

Printed - 11:10 Saturday, 29 June 2019

Sheet No:

Legends of Brands Hatch Superprix

HSCC Historic Formula Junior

QUALIFYING - RACE 4 - STATISTICS

Competitors Started	39
Planned Start	2019-06-29 @ 10:35:00.000
Actual Start	2019-06-29 @ 10:40:47.652
Finish Time	2019-06-29 @ 11:07:00.713
Track Length	2.4332mi.
Total Laps	327
Total Distance Covered	795.6856mi.

Session Fastest Lap History

NO	CL	NAME	LAP TIME	TIME OF DAY	LAP	VEHICLE
79	E1	**Andrew HIBBERD**	**1:43.351**	10:44:30.565	2	Lotus 22
96	E1	**Timothy DE SILVA**	**1:43.028**	10:44:33.880	2	Brabham BT2
53	E1	**Sam WILSON**	**1:42.826**	10:44:37.834	2	Lotus 20
53	E1	**Sam WILSON**	**1:42.051**	11:02:52.478	8	Lotus 20
53	E1	**Sam WILSON**	**1:41.951**	11:06:16.992	10	Lotus 20
79	E1	**Andrew HIBBERD**	**1:41.469**	11:07:48.564	10	Lotus 22
96	E1	**Timothy DE SILVA**	**1:40.572**	11:07:49.141	10	Brabham BT2

Flag History

TYPE	TIME OF DAY
GREEN	10:40:47.652
RED	10:50:13.330
GREEN	10:58:58.599
FINISH	11:07:00.713

Flag Statistics

TYPE	COUNT	TOTAL LAPS	TOTAL TIME
Green	2	11	19:52.474
Red	1	0	8:45.269
Safety Car	0	0	0.000
FCY	0	0	0.000

Brands Hatch GP
Circuit Length = 2.4332 miles
Start: 10:40 Flag 11:07 End: 11:09

Weather / Track : Sunny / Dry

These results are provisional until the conclusion of any judicial and technical matters.

Clerk Of Course : Julian Floyd		Timekeeper : Nick Palmer

Sheet No:

Legends of Brands Hatch Superprix

HSCC Historic Formula Junior

QUALIFYING - RACE 4 - STATISTICS

CLASS : B2 7 Starters

Fastest Lap History

NO	NAME	LAP TIME	TIME OF DAY	LAP	VEHICLE
25	**Andrew TART**	**1:53.718**	10:45:01.284	2	Bond FJ 002
51	**Michael HIBBERD**	**1:51.834**	10:45:58.698	2	Lola Mk2
133	**Chris DRAKE**	**1:48.366**	10:46:18.993	2	Terrier Mk4 Series 1
133	**Chris DRAKE**	**1:47.627**	10:48:06.622	3	Terrier Mk4 Series 1
133	**Chris DRAKE**	**1:46.658**	11:03:07.927	7	Terrier Mk4 Series 1
133	**Chris DRAKE**	**1:46.145**	11:08:31.238	10	Terrier Mk4 Series 1

Brands Hatch GP
Circuit Length = 2.4332 miles
Start: 10:40 Flag 11:07 End: 11:09

Weather / Track : Sunny / Dry

These results are provisional until the conclusion of any judicial and technical matters.

Clerk Of Course : Julian Floyd		Timekeeper : Nick Palmer

Sheet No:

Legends of Brands Hatch Superprix

HSCC Historic Formula Junior

QUALIFYING - RACE 4 - STATISTICS

CLASS : C1 1 Starters

Fastest Lap History

NO	NAME	LAP TIME	TIME OF DAY	LAP	VEHICLE
39	**David WALKER**	**2:18.643**	10:46:36.315	2	Lotus 18
39	**David WALKER**	**2:16.846**	10:48:53.160	3	Lotus 18
39	**David WALKER**	**2:15.969**	11:06:35.418	7	Lotus 18

Brands Hatch GP
Circuit Length = 2.4332 miles
Start: 10:40 Flag 11:07 End: 11:09

Weather / Track : Sunny / Dry

These results are provisional until the conclusion of any judicial and technical matters.

Clerk Of Course : Julian Floyd		Timekeeper : Nick Palmer

Sheet No:

Legends of Brands Hatch Superprix

HSCC Historic Formula Junior

QUALIFYING - RACE 4 - STATISTICS

CLASS : C2 8 Starters

Fastest Lap History

NO	NAME	LAP TIME	TIME OF DAY	LAP	VEHICLE
43	**Ian SIMMONDS**	**1:56.203**	10:45:05.415	2	Envoy Mk1
37	**Andrew TAYLOR**	**1:51.719**	10:45:16.103	2	Cooper T56
37	**Andrew TAYLOR**	**1:50.659**	10:48:58.649	4	Cooper T56
37	**Andrew TAYLOR**	**1:50.283**	11:02:53.931	7	Cooper T56
37	**Andrew TAYLOR**	**1:50.274**	11:08:26.585	10	Cooper T56

Brands Hatch GP
Circuit Length = 2.4332 miles
Start: 10:40 Flag 11:07 End: 11:09

Weather / Track : Sunny / Dry

These results are provisional until the conclusion of any judicial and technical matters.

Clerk Of Course : Julian Floyd		Timekeeper : Nick Palmer

Sheet No:

Legends of Brands Hatch Superprix

HSCC Historic Formula Junior

QUALIFYING - RACE 4 - STATISTICS

CLASS : D2 5 Starters

Fastest Lap History

NO	NAME	LAP TIME	TIME OF DAY	LAP	VEHICLE
35	**John HUTCHISON Jr**	**2:06.972**	10:45:47.667	2	Envoy Mk1
5	**Robin LONGDON**	**1:53.014**	10:45:48.655	2	Lola Mk3
85	**John CHISHOLM**	**1:51.185**	10:46:12.925	2	Gemini Mk3A
63	**Laine MARTIN**	**1:50.722**	10:47:46.465	3	Lotus 20
5	**Robin LONGDON**	**1:49.620**	10:49:30.398	4	Lola Mk3
63	**Laine MARTIN**	**1:49.235**	10:49:35.700	4	Lotus 20
63	**Laine MARTIN**	**1:48.216**	11:03:03.742	7	Lotus 20
63	**Laine MARTIN**	**1:48.014**	11:04:51.756	8	Lotus 20
63	**Laine MARTIN**	**1:47.039**	11:06:38.796	9	Lotus 20

Brands Hatch GP
Circuit Length = 2.4332 miles
Start: 10:40 Flag 11:07 End: 11:09

Weather / Track : Sunny / Dry

These results are provisional until the conclusion of any judicial and technical matters.

Clerk Of Course : Julian Floyd		Timekeeper : Nick Palmer

Sheet No:

Legends of Brands Hatch Superprix

HSCC Historic Formula Junior

QUALIFYING - RACE 4 - STATISTICS

CLASS : E1 12 Starters

Fastest Lap History

NO	NAME	LAP TIME	TIME OF DAY	LAP	VEHICLE
79	**Andrew HIBBERD**	**1:43.351**	10:44:30.565	2	Lotus 22
96	**Timothy DE SILVA**	**1:43.028**	10:44:33.880	2	Brabham BT2
53	**Sam WILSON**	**1:42.826**	10:44:37.834	2	Lotus 20
53	**Sam WILSON**	**1:42.051**	11:02:52.478	8	Lotus 20
53	**Sam WILSON**	**1:41.951**	11:06:16.992	10	Lotus 20
79	**Andrew HIBBERD**	**1:41.469**	11:07:48.564	10	Lotus 22
96	**Timothy DE SILVA**	**1:40.572**	11:07:49.141	10	Brabham BT2

Brands Hatch GP
Circuit Length = 2.4332 miles
Start: 10:40 Flag 11:07 End: 11:09

Weather / Track : Sunny / Dry

These results are provisional until the conclusion of any judicial and technical matters.

Clerk Of Course : Julian Floyd		Timekeeper : Nick Palmer

Sheet No:

Legends of Brands Hatch Superprix

HSCC Historic Formula Junior

QUALIFYING - RACE 4 - STATISTICS

CLASS : E2 1 Starters

Fastest Lap History

NO	NAME	LAP TIME	TIME OF DAY	LAP	VEHICLE
72	**Tom DE GRES**	**2:02.128**	10:46:16.344	2	Cooper T59
72	**Tom DE GRES**	**2:00.833**	11:03:58.753	6	Cooper T59
72	**Tom DE GRES**	**1:58.851**	11:05:57.604	7	Cooper T59

Brands Hatch GP
Circuit Length = 2.4332 miles
Start: 10:40 Flag 11:07 End: 11:09

Weather / Track : Sunny / Dry

These results are provisional until the conclusion of any judicial and technical matters.

Clerk Of Course : Julian Floyd		Timekeeper : Nick Palmer

Sheet No:

Legends of Brands Hatch Superprix

HSCC Historic Formula Junior

QUALIFYING - RACE 4 - STATISTICS

CLASS : 7c 1 Starters

Fastest Lap History

NO	NAME	LAP TIME	TIME OF DAY	LAP	VEHICLE
160	**Elliott HANN**	**2:05.840**	10:46:13.523	2	Cooper T41
160	**Elliott HANN**	**2:04.950**	11:04:15.539	6	Cooper T41
160	**Elliott HANN**	**2:01.016**	11:06:16.556	7	Cooper T41

Brands Hatch GP
Circuit Length = 2.4332 miles
Start: 10:40 Flag 11:07 End: 11:09

Weather / Track : Sunny / Dry

These results are provisional until the conclusion of any judicial and technical matters.

Clerk Of Course : Julian Floyd		Timekeeper : Nick Palmer

Sheet No:

Legends of Brands Hatch Superprix

HSCC Historic Formula Junior

QUALIFYING - RACE 4 - STATISTICS

CLASS : 7b 3 Starters

Fastest Lap History

NO	NAME	LAP TIME	TIME OF DAY	LAP	VEHICLE
10	**Tom DARK**	**1:52.383**	10:46:10.912	2	Cooper T51
10	**Tom DARK**	**1:47.905**	10:47:58.817	3	Cooper T51
10	**Tom DARK**	**1:45.580**	10:49:44.397	4	Cooper T51
10	**Tom DARK**	**1:42.444**	11:02:53.730	7	Cooper T51

Brands Hatch GP
Circuit Length = 2.4332 miles
Start: 10:40 Flag 11:07 End: 11:09

Weather / Track : Sunny / Dry

These results are provisional until the conclusion of any judicial and technical matters.

Clerk Of Course : Julian Floyd		Timekeeper : Nick Palmer

Sheet No:

Legends of Brands Hatch Superprix

HSCC Historic Formula Junior

QUALIFYING - RACE 4 - STATISTICS

CLASS : 9 1 Starters

Fastest Lap History

NO	NAME	LAP TIME	TIME OF DAY	LAP	VEHICLE
30	**Guy PLANTE**	**1:54.344**	10:45:41.388	2	Cooper T45
30	**Guy PLANTE**	**1:53.885**	10:47:35.273	3	Cooper T45
30	**Guy PLANTE**	**1:51.921**	11:05:29.427	8	Cooper T45

Brands Hatch GP
Circuit Length = 2.4332 miles
Start: 10:40 Flag 11:07 End: 11:09

Weather / Track : Sunny / Dry

These results are provisional until the conclusion of any judicial and technical matters.

Clerk Of Course : Julian Floyd		Timekeeper : Nick Palmer

Sheet No:

Legends of Brands Hatch Superprix

HSCC Historic Formula Junior

RACE 4 - GRID (20 minutes)

ROW 18	35	39	2:15.969 David WALKER				
ROW 17	33	26	2:02.220 Roger DEXTER	34	31	2:12.392 Peter EDBROOKE
ROW 16	31	137	2:00.076 James McBRIEN	32	35	2:00.413 John HUTCHISON Jr
ROW 15	29	28	1:58.479 Colin MCKAY	30	72	1:58.851 Tom DE GRES
ROW 14	27	140	1:57.549 Keith PICKERING	28	33	1:57.922 Stuart TIZZARD
ROW 13	25	43	1:55.275 Ian SIMMONDS	26	65	1:55.790 Richard FERRIS
ROW 12	23	11	1:53.386 Nick TAYLOR	24	90	1:53.492 Andrew HAYDEN
ROW 11	21	30	1:52.540 Trevor GRIFFITHS	22	10	1:52.628 Mike WALKER
ROW 10	19	25	1:51.686 Andrew TART	20	147	1:52.069 Clinton McCARTHY
ROW 9	17	37	1:50.274 Andrew TAYLOR	18	85	1:50.737 John CHISHOLM
ROW 8	15	196	1:49.838 Harindra DE SILVA	16	76	1:50.255 Simon DURLING
ROW 7	13	5	1:48.140 Robin LONGDON	14	51	1:48.867 Michael HIBBERD
ROW 6	11	8	1:47.729 Alex MORTON	12	61	1:47.936 Andrew BEAUMONT
ROW 5	9	122	1:46.454 James RUSSELL	10	63	1:47.039 Laine MARTIN
ROW 4	7	133	1:46.145 Chris DRAKE	8	93	1:46.310 Rudolf ERNST
ROW 3	5	58	1:45.797 Richard SMEETON	6	181	1:45.882 Greg THORNTON
ROW 2	3	75	1:41.803 Pete MORTON	4	53	1:41.951 Sam WILSON
ROW 1	1	96	1:40.572 Timothy DE SILVA	2	79	1:41.469 Andrew HIBBERD

Pole

Brands Hatch GP
Circuit Length = 2.4332 miles

These results are provisional until the conclusion of any judicial and technical matters.

Clerk Of Course :		Timekeeper : Nick Palmer

Results can be found at www.tsl-timing.com

Printed - 11:13 Saturday, 29 June 2019

Sheet No:

Legends of Brands Hatch Superprix

HSCC Historic Formula Junior

RACE 4 - CLASSIFICATION

POS	NO	CL	PIC	NAME	ENTRY	LAPS	TIME	GAP	DIFF	MPH	BEST	ON
1	**96**	E1	1	Timothy DE SILVA	Brabham BT2	**12**	20:38.463			84.87	**1:42.328**	11
2	**79**	E1	2	Andrew HIBBERD	Lotus 22	**12**	20:39.302	**0.839**	0.839	84.82	**1:42.251**	12
3	**53**	E1	3	Sam WILSON	Lotus 20	**12**	20:50.106	**11.643**	10.804	84.08	**1:42.273**	6
4	**181**	E1	4	Greg THORNTON	Lotus 20/22	**12**	21:11.737	**33.274**	21.631	82.65	**1:44.872**	3
5	**93**	E1	5	Rudolf ERNST	Lotus 22	**12**	21:33.399	**54.936**	21.662	81.27	**1:45.841**	10
6	**133**	B2	1	Chris DRAKE	Terrier Mk4 Series 1	**12**	21:34.876	**56.413**	1.477	81.18	**1:46.746**	4
7	**61**	E1	6	Andrew BEAUMONT	Lotus 22	**12**	21:35.610	**57.147**	0.734	81.13	**1:45.638**	11
8	**63***	D2	1	Laine MARTIN	Lotus 20	**12**	21:38.622	**1:00.159**	3.012	80.94	**1:45.938**	7
9	**85**	D2	2	John CHISHOLM	Gemini Mk3A	**12**	21:39.029	**1:00.566**	0.407	80.92	**1:46.035**	9
10	**5**	D2	3	Robin LONGDON	Lola Mk3	**12**	22:07.604	**1:29.141**	28.575	79.17	**1:46.748**	7
11	**90**	E1	7	Andrew HAYDEN	Lotus 22	**12**	22:08.023	**1:29.560**	0.419	79.15	**1:48.371**	12
12	**8**	B2	2	Alex MORTON	Condor S2	**12**	22:08.962	**1:30.499**	0.939	79.09	**1:48.152**	5
13	**37**	C2	1	Andrew TAYLOR	Cooper T56	**12**	22:35.276	**1:56.813**	26.314	77.56	**1:51.156**	3
14	**196**	B2	3	Harindra DE SILVA	Lola Mk2	**11**	20:43.120	**1 Lap**	1 Lap	77.51	**1:51.450**	7
15	**11**	B2	4	Nick TAYLOR	Elva 100	**11**	20:52.568	**1 Lap**	9.448	76.92	**1:51.364**	6
16	**25**	B2	5	Andrew TART	Bond FJ 002	**11**	20:55.375	**1 Lap**	2.807	76.75	**1:52.350**	6
17	**10**	B2	6	Mike WALKER	Bond FJ 001	**11**	20:59.308	**1 Lap**	3.933	76.51	**1:52.051**	8
18	**43**	C2	2	Ian SIMMONDS	Envoy Mk1	**11**	21:06.725	**1 Lap**	7.417	76.06	**1:52.517**	10
19	**30**	C2	3	Trevor GRIFFITHS	Emeryson FJ	**11**	21:07.160	**1 Lap**	0.435	76.04	**1:52.951**	8
20	**72**	E2	1	Tom DE GRES	Cooper T59	**11**	21:46.795	**1 Lap**	39.635	73.73	**1:55.442**	2
21	**65**	E1	8	Richard FERRIS	Donford FJ	**11**	21:50.499	**1 Lap**	3.704	73.52	**1:53.649**	7
22	**35**	D2	4	John HUTCHISON Jr	Envoy Mk1	**11**	22:23.968	**1 Lap**	33.469	71.69	**1:58.345**	7
23	**28**	D2	5	Colin MCKAY	Gemini Mk2	**11**	22:26.726	**1 Lap**	2.758	71.55	**1:58.535**	9
24	**140**	C2	4	Keith PICKERING	Britannia FJ	**11**	22:48.129	**1 Lap**	21.403	70.43	**1:55.428**	5
25	**26**	B2	7	Roger DEXTER	Elva 100 DKW	**10**	21:04.429	**2 Laps**	1 Lap	69.27	**2:04.049**	9
26	**39**	C1	1	David WALKER	Lotus 18	**10**	21:39.065	**2 Laps**	34.636	67.43	**2:06.308**	9
27	**31**	C2	5	Peter EDBROOKE	Lotus 18	**10**	22:39.263	**2 Laps**	1:00.198	64.44	**2:09.807**	2

NOT CLASSIFIED

DNF	**58**	E1		Richard SMEETON	Wainer	**11**	19:28.232	**1 Lap**	0.000	82.48	**1:45.108**	9
DNF	**76**	E1		Simon DURLING	Lotus 22	**10**	18:59.908	**2 Laps**	1 Lap	76.84	**1:51.907**	8
DNF	**51**	B2		Michael HIBBERD	Lola Mk2	**8**	15:03.240	**4 Laps**	2 Laps	77.58	**1:49.755**	4
DNF	**147**	C2		Clinton McCARTHY	Lotus 18	**6**	11:31.684	**6 Laps**	2 Laps	75.98	**1:53.273**	4
DNF	**33**	C2		Stuart TIZZARD	Cooper T56	**5**	10:09.533	**7 Laps**	1 Lap	71.85	**1:58.367**	5
DNF	**75**	E1		Pete MORTON	Lightning Envoyette	**4**	6:55.952	**8 Laps**	1 Lap	84.23	**1:42.831**	3

FASTEST LAP

79	E1	Andrew HIBBERD	Lotus 22	**12**	1:42.251	85.66 mph	137.87 kph
63	D2	Laine MARTIN	Lotus 20	**7**	1:45.938	82.68 mph	133.07 kph
133	B2	Chris DRAKE	Terrier Mk4 Series 1	**4**	1:46.746	82.06 mph	132.06 kph
37	C2	Andrew TAYLOR	Cooper T56	**3**	1:51.156	78.80 mph	126.82 kph
72	E2	Tom DE GRES	Cooper T59	**2**	1:55.442	75.88 mph	122.11 kph
39	C1	David WALKER	Lotus 18	**9**	2:06.308	69.35 mph	111.61 kph

***Car 63 - 5 second penalty - Exceeding track limits.**

Brands Hatch GP
Circuit Length = 2.4332 miles
Start: 15:16 Flag 15:36 End: 15:39

Weather / Track : Sunny / Dry

These results are provisional until the conclusion of any judicial and technical matters.

Clerk Of Course : Julian Floyd		Timekeeper : Nick Palmer

Results can be found at www.tsl-timing.com

Printed - 15:52 Saturday, 29 June 2019

Legends of Brands Hatch Superprix

HSCC Historic Formula Junior

RACE 4 - LAP CHART

LAP 1		@ 15:17:56.193	LAP 2		@ 15:19:38.993	LAP 3		@ 15:21:22.075	LAP 4		@ 15:23:04.741	LAP 5		@ 15:24:48.387
NO	BEHIND	LAP TIME	NO	BEHIND	LAP TIME	NO	BEHIND	LAP TIME	NO	BEHIND	LAP TIME	NO	BEHIND	LAP TIME
79		1:45.522	**79**		1:42.800	**53**		1:42.947	**53**		1:42.666	**53**		1:43.646
53	0.154	1:45.676	**53**	0.135	1:42.781	**79**	0.805	1:43.887	**79**	0.816	1:42.677	**79**	0.408	1:43.238
96	1.551	1:47.073	**96**	1.357	1:42.606	**96**	0.844	1:42.569	**96**	1.754	1:43.576	**96**	0.528	1:42.420
75	1.698	1:47.220	**75**	1.761	1:42.863	**75**	1.510	1:42.831	**75**	1.882	1:43.038	**39**	1 Lap	2:09.581
181	3.906	1:49.428	**181**	7.162	1:46.056	**181**	8.952	1:44.872	**181**	11.182	1:44.896	**181**	13.375	1:45.839
58	4.424	1:49.946	**58**	7.533	1:45.909	**58**	9.987	1:45.536	**58**	12.698	1:45.377	**58**	15.665	1:46.613
133	5.732	1:51.254	**93**	10.834	1:46.914	**93**	14.625	1:46.873	**93**	19.448	1:47.489	**93**	23.650	1:47.848
93	6.720	1:52.242	**63**	11.191	1:47.121	**133**	15.671	1:46.858	**133**	19.751	1:46.746	**133**	23.778	1:47.673
63	6.870	1:52.392	**133**	11.895	1:48.963	**63**	20.462	1:52.353	**63**	24.704	1:46.908	**31**	1 Lap	2:18.481
5	8.787	1:54.309	**5**	15.915	1:49.928	**61**	21.607	1:48.488	**61**	26.381	1:47.440	**63**	28.540	1:47.482
8	9.315	1:54.837	**61**	16.201	1:49.181	**5**	22.734	1:49.901	**5**	28.924	1:48.856	**61**	29.546	1:46.811
61	9.820	1:55.342	**8**	17.124	1:50.609	**8**	23.724	1:49.682	**85**	29.940	1:47.874	**85**	33.914	1:47.620
51	11.006	1:56.528	**51**	18.673	1:50.467	**85**	24.732	1:48.736	**8**	30.796	1:49.738	**5**	34.378	1:49.100
85	12.149	1:57.671	**85**	19.078	1:49.729	**51**	26.508	1:50.917	**51**	33.597	1:49.755	**8**	35.302	1:48.152
37	12.760	1:58.282	**37**	22.604	1:52.644	**37**	30.678	1:51.156	**37**	39.196	1:51.184	**51**	41.402	1:51.451
196	13.532	1:59.054	**196**	23.664	1:52.932	**196**	32.426	1:51.844	**90**	39.290	1:49.043	**90**	45.005	1:49.361
76	15.699	2:01.221	**76**	25.966	1:53.067	**90**	32.913	1:49.124	**196**	42.191	1:52.431	**37**	46.795	1:51.245
25	16.258	2:01.780	**90**	26.871	1:53.037	**76**	35.798	1:52.914	**76**	45.289	1:52.157	**196**	50.496	1:51.951
147	16.389	2:01.911	**25**	26.949	1:53.491	**25**	38.083	1:54.216	**25**	48.497	1:53.080	**76**	55.178	1:53.535
90	16.634	2:02.156	**147**	27.553	1:53.964	**147**	38.376	1:53.905	**147**	48.983	1:53.273	**25**	57.360	1:52.509
11	17.609	2:03.131	**11**	28.198	1:53.389	**11**	39.043	1:53.927	**11**	49.496	1:53.119	**147**	58.616	1:53.279
30	18.014	2:03.536	**43**	30.168	1:54.519	**43**	43.018	1:55.932	**10**	54.170	1:53.612	**11**	59.176	1:53.326
43	18.449	2:03.971	**30**	30.823	1:55.609	**10**	43.224	1:55.061	**43**	56.356	1:56.004	**10**	1:03.273	1:52.749
10	19.508	2:05.030	**10**	31.245	1:54.537	**30**	43.569	1:55.828	**30**	56.875	1:55.972	**43**	1:08.062	1:55.352
65	20.492	2:06.014	**65**	34.082	1:56.390	**140**	48.631	1:56.611	**140**	1:03.262	1:57.297	**30**	1:08.356	1:55.127
140	21.926	2:07.448	**140**	35.102	1:55.976	**72**	49.245	1:56.873	**72**	1:03.351	1:56.772	**140**	1:15.044	1:55.428
28	22.488	2:08.010	**72**	35.454	1:55.442	**33**	59.351	2:00.865	**28**	1:16.849	1:59.890	**72**	1:15.406	1:55.701
72	22.812	2:08.334	**28**	39.658	1:59.970	**28**	59.625	2:03.049	**33**	1:17.096	2:00.411	**33**	1:31.817	1:58.367
33	25.332	2:10.854	**33**	41.568	1:59.036	**35**	1:02.362	2:01.141	**35**	1:20.059	2:00.363	**28**	1:32.021	1:58.818
35	26.317	2:11.839	**35**	44.303	2:00.786	**65**	1:10.685	2:19.685	**65**	1:25.056	1:57.037	**35**	1:37.006	2:00.593
26	29.588	2:15.110	**26**	52.161	2:05.373	**26**	1:15.790	2:06.711	**26**	1:38.273	2:05.149	**65**	1:38.933	1:57.523
39	36.494	2:22.016	**39**	1:03.675	2:09.981	**39**	1:29.306	2:08.713						
31	38.377	2:23.899	**31**	1:05.384	2:09.807	**31**	1:32.704	2:10.402						

Weather / Track : Sunny / Dry

Brands Hatch GP
Circuit Length = 2.4332 miles
Start: 15:16 Flag 15:36 End: 15:39

Legends of Brands Hatch Superprix

HSCC Historic Formula Junior

RACE 4 - LAP CHART

LAP 6		@ 15:26:30.660
NO	BEHIND	LAP TIME
53		1:42.273
79	0.572	1:42.437
96	1.017	1:42.762
181	17.269	1:46.167
26	1 Lap	2:05.531
58	19.148	1:45.756
133	29.749	1:48.244
93	30.301	1:48.924
63	33.994	1:47.727
61	35.368	1:48.095
85	38.280	1:46.639
39	1 Lap	2:08.377
5	38.874	1:46.769
8	42.480	1:49.451
90	52.722	1:49.990
51	53.374	1:54.245
37	56.475	1:51.953
31	1 Lap	2:17.306
196	1:00.208	1:51.985
76	1:05.559	1:52.654
25	1:07.437	1:52.350
11	1:08.267	1:51.364
147	1:11.695	1:55.352
10	1:14.024	1:53.024
30	1:19.254	1:53.171
43	1:20.398	1:54.609
72	1:30.979	1:57.846

LAP 7		@ 15:28:15.543
NO	BEHIND	LAP TIME
53		1:44.883
96	0.085	1:43.951
79	0.684	1:44.995
65	1 Lap	1:55.848
28	1 Lap	2:07.761
35	1 Lap	2:03.095
181	17.530	1:45.144
58	20.784	1:46.519
140	1 Lap	2:38.100
133	32.064	1:47.198
93	33.378	1:47.960
63	35.049	1:45.938
61	37.968	1:47.483
26	1 Lap	2:05.309
85	39.835	1:46.438
5	40.739	1:46.748
8	47.027	1:49.430
90	57.330	1:49.491
51	1:02.000	1:53.509
37	1:03.431	1:51.839
39	1 Lap	2:10.672
196	1:06.775	1:51.450
76	1:13.459	1:52.783
25	1:15.191	1:52.637
11	1:15.581	1:52.197
10	1:24.015	1:54.874
30	1:27.616	1:53.245
43	1:28.427	1:52.912
31	1 Lap	2:16.897

LAP 8		@ 15:29:58.610
NO	BEHIND	LAP TIME
96		1:42.982
79	0.673	1:43.056
53	0.820	1:43.887
72	1 Lap	2:01.076
65	1 Lap	1:53.649
181	20.273	1:45.810
58	22.895	1:45.178
35	1 Lap	1:58.345
28	1 Lap	2:03.828
133	36.451	1:47.454
93	37.428	1:47.117
63	39.377	1:47.395
140	1 Lap	1:58.290
61	41.597	1:46.696
85	43.385	1:46.617
5	44.793	1:47.121
8	54.247	1:50.287
26	1 Lap	2:05.309
90	1:02.820	1:48.557
37	1:12.470	1:52.106
51	1:15.301	1:56.368
196	1:15.949	1:52.241
76	1:22.299	1:51.907
25	1:25.580	1:53.456
11	1:26.356	1:53.842
39	1 Lap	2:08.252
10	1:32.999	1:52.051
30	1:37.500	1:52.951
43	1:38.184	1:52.824

LAP 9		@ 15:31:41.158
NO	BEHIND	LAP TIME
96		1:42.548
79	0.452	1:42.327
53	2.088	1:43.816
72	1 Lap	1:59.380
31	2 Laps	2:15.201
181	22.759	1:45.034
58	25.455	1:45.108
65	1 Lap	1:58.754
133	41.704	1:47.801
93	42.679	1:47.799
63	43.366	1:46.537
61	46.552	1:47.503
85	46.872	1:46.035
35	1 Lap	2:02.095
28	1 Lap	2:06.226
140	1 Lap	1:59.361
8	1:03.472	1:51.773
5	1:10.275	2:08.030
90	1:10.546	1:50.274
37	1:22.139	1:52.217
26	1 Lap	2:04.642
196	1:27.461	1:54.060
76	1:34.501	1:54.750
11	1:36.475	1:52.667
25	1:36.678	1:53.646
10	1:42.862	1:52.411

LAP 10		@ 15:33:24.115
NO	BEHIND	LAP TIME
96		1:42.957
79	0.292	1:42.797
53	4.411	1:45.280
30	1 Lap	1:54.415
43	1 Lap	1:54.563
39	2 Laps	2:07.035
181	25.679	1:45.877
58	29.188	1:46.690
72	1 Lap	1:57.542
93	45.563	1:45.841
63	46.782	1:46.373
133	46.823	1:48.076
65	1 Lap	1:56.194
61	50.826	1:47.231
85	51.417	1:47.502
31	2 Laps	2:18.092
35	1 Lap	2:00.731
8	1:11.189	1:50.674
28	1 Lap	1:58.535
140	1 Lap	1:59.226
5	1:16.397	1:49.079
90	1:16.824	1:49.235
37	1:31.309	1:52.127
196	1:36.727	1:52.223

Weather / Track : Sunny / Dry

Brands Hatch GP
Circuit Length = 2.4332 miles
Start: 15:16 Flag 15:36 End: 15:39

Legends of Brands Hatch Superprix

HSCC Historic Formula Junior

RACE 4 - LAP CHART

LAP 11		@ 15:35:06.443
NO	BEHIND	LAP TIME
96		1:42.328
79	1.279	1:43.315
26	2 Laps	2:04.049
11	1 Lap	1:52.513
76	1 Lap	1:54.920
25	1 Lap	1:53.215
53	6.823	1:44.740
10	1 Lap	1:52.540
43	1 Lap	1:52.517
30	1 Lap	1:53.756
181	30.178	1:46.827
58	32.460	1:45.600
39	2 Laps	2:06.308
93	50.451	1:47.216
63	50.811	1:46.357
133	52.355	1:47.860
72	1 Lap	2:00.409
61	54.136	1:45.638
85	55.821	1:46.732
65	1 Lap	1:54.432
8	1:21.298	1:52.437
5	1:23.341	1:49.272
90	1:23.880	1:49.384
35	1 Lap	2:02.392
28	1 Lap	1:59.865
140	1 Lap	1:59.222
31	2 Laps	2:17.462
37	1:41.214	1:52.233

LAP 12		@ 15:36:49.134
NO	BEHIND	LAP TIME
96		1:42.691
79	0.839	1:42.251
196	1 Lap	1:52.949
53	11.643	1:47.511
11	1 Lap	1:53.093
25	1 Lap	1:54.995
10	1 Lap	1:53.419
26	2 Laps	2:07.246
43	1 Lap	1:53.522
30	1 Lap	1:53.550
181	33.274	1:45.787
93	54.936	1:47.176
63	55.159	1:47.039
133	56.413	1:46.749
61	57.147	1:45.702
85	1:00.566	1:47.436
39	2 Laps	2:08.130
72	1 Lap	1:57.420
65	1 Lap	1:54.973
5	1:29.141	1:48.491
90	1:29.560	1:48.371
8	1:30.499	1:51.892
35	1 Lap	2:02.588
28	1 Lap	2:00.774
37	1:56.813	1:58.290
31	2 Laps	2:11.716
140	1 Lap	2:21.170

Weather / Track : Sunny / Dry

Brands Hatch GP
Circuit Length = 2.4332 miles
Start: 15:16 Flag 15:36 End: 15:39

Legends of Brands Hatch Superprix

HSCC Historic Formula Junior

RACE 4 - SECTOR ANALYSIS

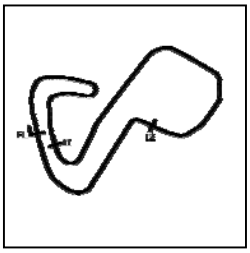

SECTOR 1 = FL to I1, SECTOR 2 = I1 to I2, SECTOR 3 = I2 to FL, DIFF = Difference To Personal Best Lap, P = Crossed Finish Line in Pit Lane, D = Time Disallowed

P1 96 E1 Timothy DE SILVA Brabham BT2

IDEAL LAP TIME : 1:41.689 BEST LAP TIME : 1:42.328 DIFFERENCE : 0.639

LAP	SECTOR 1		SECTOR 2		SECTOR 3		LAP TIME	MPH	DIFF	TIME OF DAY
1 -		88.0	47.613	***86.5***	24.734	116.3	1:47.073	81.81	4.745	15:17:57.744
2 -	32.341	95.5	45.883	84.7	24.382	116.3	1:42.606	85.37	0.278	15:19:40.350
3 -	32.038	95.7	45.947	81.0	24.584	117.9	1:42.569	85.40	0.241	15:21:22.919
4 -	32.469	92.3	46.182	***86.5***	24.925	116.3	1:43.576	84.57	1.248	15:23:06.495
5 -	32.281	96.2	46.015	80.1	***24.124***	***119.1***	1:42.420 **(2)**	85.52	0.092	15:24:48.915
6 -	32.291	92.9	46.053	86.2	24.418	118.3	1:42.762	85.24	0.434	15:26:31.677
7 -	32.076	94.9	47.244	79.1	24.631	116.5	1:43.951	84.26	1.623	15:28:15.628
8 -	32.705	96.0	45.763	80.5	24.514	117.3	1:42.982	85.06	0.654	15:29:58.610
9 -	32.130	***96.6***	***45.654***	83.5	24.764	115.1	1:42.548 **(3)**	85.42	0.220	15:31:41.158
10 -	31.922	94.3	46.443	85.7	24.592	117.1	1:42.957	85.08	0.629	15:33:24.115
11 -	***31.911***	96.4	45.963	80.4	24.454	116.3	***1:42.328*** **(1)**	***85.60***		***15:35:06.443***
12 -	31.998	95.8	46.384	81.0	24.309	116.5	1:42.691	85.30	0.363	15:36:49.134

P2 79 E1 Andrew HIBBERD Lotus 22

IDEAL LAP TIME : 1:41.889 BEST LAP TIME : 1:42.251 DIFFERENCE : 0.362

LAP	SECTOR 1		SECTOR 2		SECTOR 3		LAP TIME	MPH	DIFF	TIME OF DAY
1 -		95.4	46.401	86.0	24.460	115.7	1:45.522	83.01	3.271	15:17:56.193
2 -	32.272	96.4	46.105	87.0	24.423	114.9	1:42.800	85.21	0.549	15:19:38.993
3 -	33.008	95.0	46.228	86.3	24.651	115.5	1:43.887	84.32	1.636	15:21:22.880
4 -	32.397	97.2	45.955	87.2	24.325	115.3	1:42.677	85.31	0.426	15:23:05.557
5 -	32.121	96.8	46.706	85.7	24.411	115.9	1:43.238	84.85	0.987	15:24:48.795
6 -	32.166	96.6	45.895	87.8	24.376	115.3	1:42.437 **(3)**	85.51	0.186	15:26:31.232
7 -	32.304	95.0	48.202	83.1	24.489	114.9	1:44.995	83.43	2.744	15:28:16.227
8 -	32.352	96.1	46.220	85.5	24.484	115.7	1:43.056	85.00	0.805	15:29:59.283
9 -	32.205	96.0	45.840	87.3	***24.282***	116.7	1:42.327 **(2)**	85.60	0.076	15:31:41.610
10 -	***31.886***	97.2	46.226	82.3	24.685	***116.9***	1:42.797	85.21	0.546	15:33:24.407
11 -	31.999	***97.8***	46.559	86.3	24.757	115.3	1:43.315	84.78	1.064	15:35:07.722
12 -	32.093	96.0	***45.721***	***88.6***	24.437	115.7	***1:42.251*** **(1)**	***85.66***		***15:36:49.973***

P3 53 E1 Sam WILSON Lotus 20

IDEAL LAP TIME : 1:41.925 BEST LAP TIME : 1:42.273 DIFFERENCE : 0.348

LAP	SECTOR 1		SECTOR 2		SECTOR 3		LAP TIME	MPH	DIFF	TIME OF DAY
1 -		95.1	46.161	***86.7***	24.228	119.1	1:45.676	82.89	3.403	15:17:56.347
2 -	32.474	96.1	46.136	84.3	***24.171***	119.1	1:42.781 **(3)**	85.22	0.508	15:19:39.128
3 -	32.589	96.1	45.986	84.8	24.372	117.1	1:42.947	85.09	0.674	15:21:22.075
4 -	32.441	96.1	45.821	84.3	24.404	116.7	1:42.666 **(2)**	85.32	0.393	15:23:04.741
5 -	32.334	97.1	46.923	82.5	24.389	116.9	1:43.646	84.51	1.373	15:24:48.387
6 -	32.248	96.4	***45.640***	83.7	24.385	116.9	***1:42.273*** **(1)**	***85.65***		***15:26:30.660***
7 -	32.680	95.4	47.479	81.6	24.724	116.3	1:44.883	83.52	2.610	15:28:15.543
8 -	32.636	96.2	46.897	85.1	24.354	***119.4***	1:43.887	84.32	1.614	15:29:59.430
9 -	32.452	***97.5***	45.749	86.0	25.615	117.1	1:43.816	84.37	1.543	15:31:43.246
10 -	***32.114***	96.5	47.980	76.7	25.186	116.9	1:45.280	83.20	3.007	15:33:28.526
11 -	32.778	93.9	46.856	80.4	25.106	110.0	1:44.740	83.63	2.467	15:35:13.266
12 -	33.680	90.0	47.994	79.3	25.837	91.6	1:47.511	81.47	5.238	15:37:00.777

P4 181 E1 Greg THORNTON Lotus 20/22

IDEAL LAP TIME : 1:44.273 BEST LAP TIME : 1:44.872 DIFFERENCE : 0.599

LAP	SECTOR 1		SECTOR 2		SECTOR 3		LAP TIME	MPH	DIFF	TIME OF DAY
1 -		89.0	47.750	79.3	25.332	112.0	1:49.428	80.05	4.556	15:18:00.099
2 -	33.267	90.5	47.486	78.2	25.303	112.7	1:46.056	82.59	1.184	15:19:46.155
3 -	***32.850***	91.0	47.258	81.4	***24.764***	112.9	***1:44.872*** **(1)**	***83.52***		***15:21:31.027***
4 -	33.133	89.9	46.752	82.9	25.011	112.9	1:44.896 **(2)**	83.50	0.024	15:23:15.923
5 -	32.885	91.1	47.914	77.8	25.040	112.7	1:45.839	82.76	0.967	15:25:01.762
6 -	33.437	89.0	47.240	81.6	25.490	110.1	1:46.167	82.51	1.295	15:26:47.929
7 -	33.206	91.1	47.115	80.5	24.823	***113.1***	1:45.144	83.31	0.272	15:28:33.073
8 -	33.374	88.1	47.557	79.3	24.879	***113.1***	1:45.810	82.78	0.938	15:30:18.883
9 -	33.426	89.9	***46.659***	***84.7***	24.949	112.2	1:45.034 **(3)**	83.40	0.162	15:32:03.917

Weather / Track : Sunny / Dry

Brands Hatch GP
Circuit Length = 2.4332 miles
Start: 15:16 Flag 15:36 End: 15:39

Legends of Brands Hatch Superprix

HSCC Historic Formula Junior

RACE 4 - SECTOR ANALYSIS

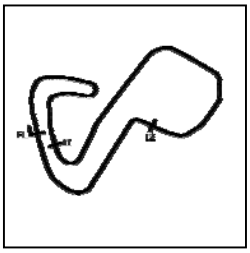

SECTOR 1 = FL to I1, SECTOR 2 = I1 to I2, SECTOR 3 = I2 to FL, DIFF = Difference To Personal Best Lap, P = Crossed Finish Line in Pit Lane, D = Time Disallowed

10 -	33.725	90.8	47.145	79.7	25.007	108.5	1:45.877	82.73	1.005	15:33:49.794
11 -	33.214	90.0	48.529	73.4	25.084	112.9	1:46.827	82.00	1.955	15:35:36.621
12 -	33.086	***91.6***	47.005	72.2	25.696	108.7	1:45.787	82.80	0.915	15:37:22.408

P5 93 E1 Rudolf ERNST Lotus 22

IDEAL LAP TIME : 1:45.589 BEST LAP TIME : 1:45.841 DIFFERENCE : 0.252

LAP	SECTOR 1		SECTOR 2		SECTOR 3		LAP TIME	MPH	DIFF	TIME OF DAY
1 -		88.5	48.603	78.7	25.724	111.8	1:52.242	78.04	6.401	15:18:02.913
2 -	33.252	90.0	48.247	82.4	25.415	***112.5***	1:46.914 **(3)**	81.93	1.073	15:19:49.827
3 -	33.377	91.8	47.790	***84.0***	25.706	110.5	1:46.873 **(2)**	81.96	1.032	15:21:36.700
4 -	33.437	91.6	48.347	82.3	25.705	110.9	1:47.489	81.49	1.648	15:23:24.189
5 -	33.608	91.1	48.314	81.5	25.926	111.2	1:47.848	81.22	2.007	15:25:12.037
6 -	33.340	91.0	50.136	81.8	25.448	110.7	1:48.924	80.42	3.083	15:27:00.961
7 -	33.843	90.8	48.459	80.9	25.658	111.1	1:47.960	81.13	2.119	15:28:48.921
8 -	33.289	91.6	48.517	80.8	25.311	112.2	1:47.117	81.77	1.276	15:30:36.038
9 -	34.180	90.5	47.978	79.3	25.641	***112.5***	1:47.799	81.26	1.958	15:32:23.837
10 -	33.161	92.3	***47.416***	81.3	25.264	112.0	***1:45.841*** **(1)**	***82.76***		***15:34:09.678***
11 -	33.128	92.4	48.856	77.2	***25.232***	111.6	1:47.216	81.70	1.375	15:35:56.894
12 -	***32.941***	***92.5***	48.129	83.6	26.106	112.0	1:47.176	81.73	1.335	15:37:44.070

P6 133 B2 Chris DRAKE Terrier Mk4 Series 1

IDEAL LAP TIME : 1:46.176 BEST LAP TIME : 1:46.746 DIFFERENCE : 0.570

LAP	SECTOR 1		SECTOR 2		SECTOR 3		LAP TIME	MPH	DIFF	TIME OF DAY
1 -		87.7	48.452	76.7	***25.305***	114.1	1:51.254	78.73	4.508	15:18:01.925
2 -	33.863	87.1	49.661	76.9	25.439	112.5	1:48.963	80.39	2.217	15:19:50.888
3 -	33.820	90.0	47.345	76.0	25.693	112.9	1:46.858 **(3)**	81.97	0.112	15:21:37.746
4 -	33.836	91.3	47.580	78.3	25.330	***114.5***	***1:46.746*** **(1)**	***82.06***		***15:23:24.492***
5 -	34.204	90.9	47.915	***80.6***	25.554	***114.5***	1:47.673	81.35	0.927	15:25:12.165
6 -	34.054	90.1	48.761	77.4	25.429	113.1	1:48.244	80.92	1.498	15:27:00.409
7 -	33.956	***91.8***	47.795	78.0	25.447	112.4	1:47.198	81.71	0.452	15:28:47.607
8 -	33.604	91.3	48.191	75.8	25.659	112.2	1:47.454	81.52	0.708	15:30:35.061
9 -	34.193	90.0	48.158	74.8	25.450	111.8	1:47.801	81.25	1.055	15:32:22.862
10 -	***33.538***	89.0	48.427	77.8	26.111	112.2	1:48.076	81.05	1.330	15:34:10.938
11 -	33.956	91.1	48.153	72.3	25.751	112.4	1:47.860	81.21	1.114	15:35:58.798
12 -	33.676	89.5	***47.333***	77.4	25.740	110.7	1:46.749 **(2)**	82.06	0.003	15:37:45.547

P7 61 E1 Andrew BEAUMONT Lotus 22

IDEAL LAP TIME : 1:44.974 BEST LAP TIME : 1:45.638 DIFFERENCE : 0.664

LAP	SECTOR 1		SECTOR 2		SECTOR 3		LAP TIME	MPH	DIFF	TIME OF DAY
1 -		89.0	49.953	78.4	25.675	113.1	1:55.342	75.94	9.704	15:18:06.013
2 -	34.350	87.6	49.425	79.0	25.406	113.9	1:49.181	80.23	3.543	15:19:55.194
3 -	34.391	91.0	48.669	80.8	25.428	113.1	1:48.488	80.74	2.850	15:21:43.682
4 -	33.580	91.1	48.412	82.1	25.448	111.6	1:47.440	81.53	1.802	15:23:31.122
5 -	33.613	94.2	48.078	82.3	25.120	112.4	1:46.811	82.01	1.173	15:25:17.933
6 -	34.180	94.1	47.873	75.7	26.042	113.5	1:48.095	81.03	2.457	15:27:06.028
7 -	33.439	93.5	48.472	81.9	25.572	113.5	1:47.483	81.49	1.845	15:28:53.511
8 -	33.742	92.9	47.762	81.3	25.192	***114.7***	1:46.696 **(3)**	82.10	1.058	15:30:40.207
9 -	33.741	92.5	48.139	***84.2***	25.623	112.4	1:47.503	81.48	1.865	15:32:27.710
10 -	34.183	***95.1***	47.502	80.9	25.546	113.7	1:47.231	81.69	1.593	15:34:14.941
11 -	***33.105***	92.6	47.574	83.1	***24.959***	110.9	***1:45.638*** **(1)**	***82.92***		***15:36:00.579***
12 -	33.734	93.9	***46.910***	80.7	25.058	113.3	1:45.702 **(2)**	82.87	0.064	15:37:46.281

P8 63 D2 Laine MARTIN Lotus 20

IDEAL LAP TIME : 1:45.304 BEST LAP TIME : 1:45.938 DIFFERENCE : 0.634

LAP	SECTOR 1		SECTOR 2		SECTOR 3		LAP TIME	MPH	DIFF	TIME OF DAY
1 -		85.0	48.815	79.3	25.422	117.3	1:52.392	77.93	6.454	15:18:03.063
2 -	33.749	93.2	47.971	80.0	25.401	116.5	1:47.121	81.77	1.183	15:19:50.184
3 -	33.817	94.7	47.318	80.7	31.218	116.1	1:52.353	77.96	6.415	15:21:42.537
4 -	34.002	92.6	47.558	81.3	25.348	116.5	1:46.908	81.93	0.970	15:23:29.445
5 -	33.902	95.0	48.525	80.8	25.055	116.9	1:47.482	81.50	1.544	15:25:16.927

Weather / Track : Sunny / Dry

Brands Hatch GP
Circuit Length = 2.4332 miles
Start: 15:16 Flag 15:36 End: 15:39

Legends of Brands Hatch Superprix

HSCC Historic Formula Junior

RACE 4 - SECTOR ANALYSIS

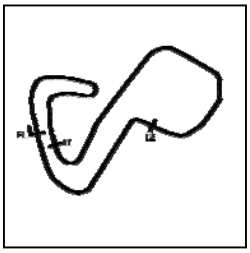

SECTOR 1 = FL to I1, SECTOR 2 = I1 to I2, SECTOR 3 = I2 to FL, DIFF = Difference To Personal Best Lap, P = Crossed Finish Line in Pit Lane, D = Time Disallowed

6 -	33.603	94.5	48.441	81.4	25.683	116.3	1:47.727		81.31	1.789	15:27:04.654
7 -	33.938	93.5	***46.945***	76.6	25.055	117.3	***1:45.938***	**(1)**	***82.68***		***15:28:50.592***
8 -	33.337	94.3	48.491	81.1	25.567	117.1	1:47.395		81.56	1.457	15:30:37.987
9 -	34.152	93.4	47.346	***82.5***	***25.039***	117.1	1:46.537		82.22	0.599	15:32:24.524
10 -	***33.320***	***96.8***	47.233	76.7	25.820	116.1	1:46.373	**(3)**	82.35	0.435	15:34:10.897
11 -	33.505	93.8	47.489	74.9	25.363	***117.9***	1:46.357	**(2)**	82.36	0.419	15:35:57.254
12 -	33.454	94.7	47.513	79.7	26.072	110.9	1:47.039		81.83	1.101	15:37:44.293

P9 85 D2 John CHISHOLM Gemini Mk3A

IDEAL LAP TIME : 1:45.776 BEST LAP TIME : 1:46.035 DIFFERENCE : 0.259

LAP	SECTOR 1		SECTOR 2		SECTOR 3		LAP TIME		MPH	DIFF	TIME OF DAY
1 -		84.7	50.803	75.3	25.634	112.5	1:57.671		74.44	11.636	15:18:08.342
2 -	35.193	88.5	48.882	80.3	25.654	112.4	1:49.729		79.83	3.694	15:19:58.071
3 -	34.354	90.9	48.994	81.3	25.388	113.1	1:48.736		80.56	2.701	15:21:46.807
4 -	33.838	88.8	48.633	77.4	25.403	112.4	1:47.874		81.20	1.839	15:23:34.681
5 -	33.890	91.6	47.977	77.0	25.753	112.4	1:47.620		81.39	1.585	15:25:22.301
6 -	33.490	90.9	47.764	74.7	25.385	113.9	1:46.639		82.14	0.604	15:27:08.940
7 -	33.551	90.9	47.670	80.0	25.217	113.7	1:46.438	**(2)**	82.29	0.403	15:28:55.378
8 -	34.131	90.8	47.591	80.2	***24.895***	114.1	1:46.617	**(3)**	82.16	0.582	15:30:41.995
9 -	***33.316***	90.4	47.599	79.4	25.120	***114.3***	***1:46.035***	**(1)**	***82.61***		***15:32:28.030***
10 -	34.318	***92.3***	***47.565***	78.4	25.619	***114.3***	1:47.502		81.48	1.467	15:34:15.532
11 -	33.423	91.8	48.272	***82.0***	25.037	114.1	1:46.732		82.07	0.697	15:36:02.264
12 -	34.146	92.1	47.607	77.4	25.683	111.2	1:47.436		81.53	1.401	15:37:49.700

P10 5 D2 Robin LONGDON Lola Mk3

IDEAL LAP TIME : 1:46.534 BEST LAP TIME : 1:46.748 DIFFERENCE : 0.214

LAP	SECTOR 1		SECTOR 2		SECTOR 3		LAP TIME		MPH	DIFF	TIME OF DAY
1 -		89.1	48.816	75.4	26.007	113.5	1:54.309		76.63	7.561	15:18:04.980
2 -	34.547	83.1	49.533	74.2	25.848	112.4	1:49.928		79.68	3.180	15:19:54.908
3 -	34.705	88.0	49.199	75.1	25.997	113.1	1:49.901		79.70	3.153	15:21:44.809
4 -	33.976	85.4	49.057	69.9	25.823	113.3	1:48.856		80.47	2.108	15:23:33.665
5 -	33.819	87.7	48.647	74.2	26.634	112.5	1:49.100		80.29	2.352	15:25:22.765
6 -	34.006	89.5	***47.443***	72.7	25.320	***114.7***	1:46.769	**(2)**	82.04	0.021	15:27:09.534
7 -	***33.793***	88.1	47.592	***76.3***	25.363	114.5	***1:46.748***	**(1)**	***82.06***		***15:28:56.282***
8 -	34.336	***89.8***	47.487	74.4	***25.298***	114.5	1:47.121	**(3)**	81.77	0.373	15:30:43.403
9 -	49.542	85.8	52.317	73.0	26.171	112.2	2:08.030		68.42	21.282	15:32:51.433
10 -	33.961	87.6	49.167	72.1	25.951	114.3	1:49.079		80.30	2.331	15:34:40.512
11 -	34.576	88.8	48.918	74.0	25.778	113.1	1:49.272		80.16	2.524	15:36:29.784
12 -	33.927	87.7	48.228	75.0	26.336	109.8	1:48.491		80.74	1.743	15:38:18.275

P11 90 E1 Andrew HAYDEN Lotus 22

IDEAL LAP TIME : 1:47.443 BEST LAP TIME : 1:48.371 DIFFERENCE : 0.928

LAP	SECTOR 1		SECTOR 2		SECTOR 3		LAP TIME		MPH	DIFF	TIME OF DAY
1 -		80.4	51.794	72.3	26.509	112.7	2:02.156		71.71	13.785	15:18:12.827
2 -	36.330	79.8	50.635	74.4	26.072	113.9	1:53.037		77.49	4.666	15:20:05.864
3 -	34.098	87.3	49.174	76.3	25.852	112.7	1:49.124		80.27	0.753	15:21:54.988
4 -	34.383	91.8	48.898	74.3	25.762	112.4	1:49.043	**(3)**	80.33	0.672	15:23:44.031
5 -	34.417	***93.0***	49.313	77.0	25.631	112.7	1:49.361		80.10	0.990	15:25:33.392
6 -	***33.707***	89.2	49.778	75.3	26.505	111.1	1:49.990		79.64	1.619	15:27:23.382
7 -	34.109	87.0	49.590	74.2	25.792	112.4	1:49.491		80.00	1.120	15:29:12.873
8 -	33.913	87.3	49.035	***78.5***	25.609	113.1	1:48.557	**(2)**	80.69	0.186	15:31:01.430
9 -	34.694	85.9	49.406	75.1	26.174	112.2	1:50.274		79.43	1.903	15:32:51.704
10 -	34.039	88.3	49.087	70.6	26.109	113.3	1:49.235		80.19	0.864	15:34:40.939
11 -	34.385	89.1	49.653	70.5	***25.346***	***114.7***	1:49.384		80.08	1.013	15:36:30.323
12 -	33.832	91.9	***48.390***	74.8	26.149	112.4	***1:48.371***	**(1)**	***80.83***		***15:38:18.694***

P12 8 B2 Alex MORTON Condor S2

IDEAL LAP TIME : 1:48.067 BEST LAP TIME : 1:48.152 DIFFERENCE : 0.085

LAP	SECTOR 1		SECTOR 2		SECTOR 3		LAP TIME		MPH	DIFF	TIME OF DAY
1 -		84.9	49.799	76.6	26.144	108.9	1:54.837		76.28	6.685	15:18:05.508

Weather / Track : Sunny / Dry

Brands Hatch GP
Circuit Length = 2.4332 miles
Start: 15:16 Flag 15:36 End: 15:39

Legends of Brands Hatch Superprix

HSCC Historic Formula Junior

RACE 4 - SECTOR ANALYSIS

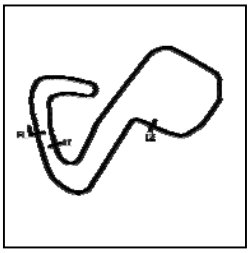

SECTOR 1 = FL to I1, SECTOR 2 = I1 to I2, SECTOR 3 = I2 to FL, DIFF = Difference To Personal Best Lap, P = Crossed Finish Line in Pit Lane, D = Time Disallowed

2 -	34.390	85.3	50.301	73.7	25.918	109.6	1:50.609		79.19	2.457	15:19:56.117
3 -	34.437	85.4	48.781	79.2	26.464	108.9	1:49.682		79.86	1.530	15:21:45.799
4 -	34.953	83.4	49.077	79.8	***25.708***	109.6	1:49.738		79.82	1.586	15:23:35.537
5 -	***34.001***	***88.6***	***48.358***	79.2	25.793	***109.8***	***1:48.152***	**(1)**	***80.99***		***15:25:23.689***
6 -	34.286	86.5	49.230	81.3	25.935	108.0	1:49.451	**(3)**	80.03	1.299	15:27:13.140
7 -	34.308	86.7	48.923	78.3	26.199	107.3	1:49.430	**(2)**	80.04	1.278	15:29:02.570
8 -	34.718	85.7	49.496	83.2	26.073	106.1	1:50.287		79.42	2.135	15:30:52.857
9 -	36.044	81.4	49.709	81.1	26.020	105.0	1:51.773		78.37	3.621	15:32:44.630
10 -	34.831	85.3	49.501	***83.5***	26.342	107.2	1:50.674		79.14	2.522	15:34:35.304
11 -	34.601	86.0	51.376	80.1	26.460	105.0	1:52.437		77.90	4.285	15:36:27.741
12 -	34.533	85.3	49.958	71.6	27.401	104.6	1:51.892		78.28	3.740	15:38:19.633

P13 37 C2 Andrew TAYLOR Cooper T56

IDEAL LAP TIME : 1:50.765 BEST LAP TIME : 1:51.156 DIFFERENCE : 0.391

LAP	SECTOR 1		SECTOR 2		SECTOR 3		LAP TIME		MPH	DIFF	TIME OF DAY
1 -		84.3	50.913	74.6	26.971	***108.4***	1:58.282		74.05	7.126	15:18:08.953
2 -	35.280	85.9	50.671	76.4	26.693	108.0	1:52.644		77.76	1.488	15:20:01.597
3 -	***34.325***	85.9	50.040	77.1	26.791	107.8	***1:51.156***	**(1)**	***78.80***		***15:21:52.753***
4 -	34.607	85.5	50.065	76.8	26.512	107.5	1:51.184	**(2)**	78.78	0.028	15:23:43.937
5 -	34.539	85.8	50.122	78.3	26.584	107.5	1:51.245	**(3)**	78.74	0.089	15:25:35.182
6 -	34.635	84.0	50.255	74.9	27.063	107.5	1:51.953		78.24	0.797	15:27:27.135
7 -	34.779	***86.2***	***49.946***	78.2	27.114	107.0	1:51.839		78.32	0.683	15:29:18.974
8 -	34.968	85.1	50.352	75.4	26.786	106.5	1:52.106		78.13	0.950	15:31:11.080
9 -	35.378	85.3	50.345	77.2	***26.494***	107.2	1:52.217		78.06	1.061	15:33:03.297
10 -	34.941	81.5	50.523	78.0	26.663	107.2	1:52.127		78.12	0.971	15:34:55.424
11 -	35.179	80.6	50.131	***78.9***	26.923	105.6	1:52.233		78.05	1.077	15:36:47.657
12 -	35.925	73.1	52.592	75.4	29.773	93.4	1:58.290		74.05	7.134	15:38:45.947

P14 196 B2 Harindra DE SILVA Lola Mk2

IDEAL LAP TIME : 1:51.116 BEST LAP TIME : 1:51.450 DIFFERENCE : 0.334

LAP	SECTOR 1		SECTOR 2		SECTOR 3		LAP TIME		MPH	DIFF	TIME OF DAY
1 -		84.0	51.440	77.0	26.610	110.3	1:59.054		73.57	7.604	15:18:09.725
2 -	35.561	85.9	50.870	78.9	26.501	109.6	1:52.932		77.56	1.482	15:20:02.657
3 -	35.021	***87.8***	50.130	***81.3***	26.693	109.6	1:51.844	**(2)**	78.32	0.394	15:21:54.501
4 -	34.994	84.5	50.851	79.4	26.586	109.4	1:52.431		77.91	0.981	15:23:46.932
5 -	34.660	86.8	50.854	78.7	26.437	110.1	1:51.951	**(3)**	78.24	0.501	15:25:38.883
6 -	35.166	86.0	50.332	78.2	26.487	110.1	1:51.985		78.22	0.535	15:27:30.868
7 -	34.755	86.1	50.141	78.0	26.554	***110.5***	***1:51.450***	**(1)**	***78.59***		***15:29:22.318***
8 -	35.386	85.9	***50.093***	80.6	26.762	110.0	1:52.241		78.04	0.791	15:31:14.559
9 -	36.464	84.6	51.167	76.8	***26.429***	109.8	1:54.060		76.80	2.610	15:33:08.619
10 -	***34.594***	86.5	50.690	77.6	26.939	109.8	1:52.223		78.05	0.773	15:35:00.842
11 -	35.248	84.7	51.211	74.3	26.490	107.8	1:52.949		77.55	1.499	15:36:53.791

P15 11 B2 Nick TAYLOR Elva 100

IDEAL LAP TIME : 1:51.364 BEST LAP TIME : 1:51.364 DIFFERENCE : 0.000

LAP	SECTOR 1		SECTOR 2		SECTOR 3		LAP TIME		MPH	DIFF	TIME OF DAY
1 -		82.5	52.644	72.7	27.218	105.3	2:03.131		71.14	11.767	15:18:13.802
2 -	35.986	83.8	50.652	***77.6***	26.751	105.1	1:53.389		77.25	2.025	15:20:07.191
3 -	35.568	85.3	51.292	75.2	27.067	104.5	1:53.927		76.88	2.563	15:22:01.118
4 -	35.171	85.2	51.105	74.8	26.843	105.3	1:53.119		77.43	1.755	15:23:54.237
5 -	35.402	85.2	51.266	76.0	26.658	103.5	1:53.326		77.29	1.962	15:25:47.563
6 -	***34.941***	85.1	***50.040***	76.7	***26.383***	105.0	***1:51.364***	**(1)**	***78.65***		***15:27:38.927***
7 -	35.223	85.5	50.267	75.4	26.707	***105.6***	1:52.197	**(2)**	78.07	0.833	15:29:31.124
8 -	35.672	85.5	51.049	77.4	27.121	103.7	1:53.842		76.94	2.478	15:31:24.966
9 -	35.268	83.5	50.660	77.4	26.739	101.2	1:52.667		77.74	1.303	15:33:17.633
10 -	35.082	***86.1***	50.578	71.7	26.853	102.1	1:52.513	**(3)**	77.85	1.149	15:35:10.146
11 -	35.847	82.2	50.478	77.4	26.768	101.9	1:53.093		77.45	1.729	15:37:03.239

Weather / Track : Sunny / Dry

Brands Hatch GP
Circuit Length = 2.4332 miles
Start: 15:16 Flag 15:36 End: 15:39

Legends of Brands Hatch Superprix

HSCC Historic Formula Junior

RACE 4 - SECTOR ANALYSIS

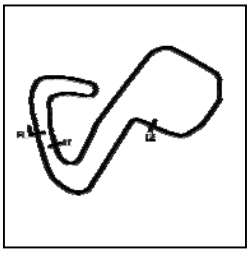

SECTOR 1 = FL to I1, SECTOR 2 = I1 to I2, SECTOR 3 = I2 to FL, DIFF = Difference To Personal Best Lap, P = Crossed Finish Line in Pit Lane, D = Time Disallowed

P16 25 B2 Andrew TART Bond FJ 002

IDEAL LAP TIME : 1:51.481 BEST LAP TIME : 1:52.350 DIFFERENCE : 0.869

LAP	SECTOR 1		SECTOR 2		SECTOR 3		LAP TIME		MPH	DIFF	TIME OF DAY
1 -		85.0	52.005	73.7	27.042	109.1	2:01.780		71.93	9.430	15:18:12.451
2 -	36.021	86.3	50.501	72.8	26.969	107.5	1:53.491		77.18	1.141	15:20:05.942
3 -	35.972	87.0	51.452	74.2	26.792	108.4	1:54.216		76.69	1.866	15:22:00.158
4 -	35.396	84.9	51.018	73.5	26.666	108.4	1:53.080		77.46	0.730	15:23:53.238
5 -	***35.222***	86.8	50.561	76.1	26.726	108.7	1:52.509	**(2)**	77.85	0.159	15:25:45.747
6 -	35.383	***87.3***	50.278	74.4	26.689	108.5	***1:52.350***	**(1)**	***77.96***		***15:27:38.097***
7 -	35.589	86.3	50.362	75.1	26.686	108.4	1:52.637	**(3)**	77.77	0.287	15:29:30.734
8 -	35.554	87.0	51.247	76.1	26.655	109.1	1:53.456		77.20	1.106	15:31:24.190
9 -	37.387	81.0	***49.790***	75.8	***26.469***	104.0	1:53.646		77.08	1.296	15:33:17.836
10 -	35.796	86.8	50.389	***77.9***	27.030	***109.8***	1:53.215		77.37	0.865	15:35:11.051
11 -	35.798	84.4	51.008	***77.9***	28.189	100.6	1:54.995		76.17	2.645	15:37:06.046

P17 10 B2 Mike WALKER Bond FJ 001

IDEAL LAP TIME : 1:51.656 BEST LAP TIME : 1:52.051 DIFFERENCE : 0.395

LAP	SECTOR 1		SECTOR 2		SECTOR 3		LAP TIME		MPH	DIFF	TIME OF DAY
1 -		78.8	52.667	69.0	27.319	***111.1***	2:05.030		70.06	12.979	15:18:15.701
2 -	36.088	83.5	51.282	70.1	27.167	110.1	1:54.537		76.48	2.486	15:20:10.238
3 -	35.961	84.5	51.501	69.0	27.599	108.7	1:55.061		76.13	3.010	15:22:05.299
4 -	35.992	84.3	50.870	71.6	26.750	108.5	1:53.612		77.10	1.561	15:23:58.911
5 -	35.678	84.2	50.185	70.4	26.886	108.9	1:52.749		77.69	0.698	15:25:51.660
6 -	36.729	82.8	***49.741***	72.4	26.554	110.1	1:53.024		77.50	0.973	15:27:44.684
7 -	35.944	84.3	51.485	70.4	27.445	108.2	1:54.874		76.25	2.823	15:29:39.558
8 -	***35.508***	***86.3***	50.076	75.4	26.467	110.7	***1:52.051***	**(1)**	***78.17***		***15:31:31.609***
9 -	35.986	84.7	50.018	76.2	***26.407***	108.5	1:52.411	**(2)**	77.92	0.360	15:33:24.020
10 -	35.858	84.3	50.214	73.3	26.468	109.8	1:52.540	**(3)**	77.83	0.489	15:35:16.560
11 -	35.596	82.7	50.802	***76.3***	27.021	103.5	1:53.419		77.23	1.368	15:37:09.979

P18 43 C2 Ian SIMMONDS Envoy Mk1

IDEAL LAP TIME : 1:51.993 BEST LAP TIME : 1:52.517 DIFFERENCE : 0.524

LAP	SECTOR 1		SECTOR 2		SECTOR 3		LAP TIME		MPH	DIFF	TIME OF DAY
1 -		77.9	52.751	71.7	27.272	***110.1***	2:03.971		70.66	11.454	15:18:14.642
2 -	35.788	85.9	51.464	73.5	27.267	107.7	1:54.519		76.49	2.002	15:20:09.161
3 -	36.019	85.7	52.193	72.0	27.720	106.8	1:55.932		75.56	3.415	15:22:05.093
4 -	36.803	84.5	51.553	74.4	27.648	107.3	1:56.004		75.51	3.487	15:24:01.097
5 -	36.227	86.3	51.617	74.3	27.508	107.2	1:55.352		75.94	2.835	15:25:56.449
6 -	36.117	81.6	51.134	***76.6***	27.358	108.2	1:54.609		76.43	2.092	15:27:51.058
7 -	35.362	87.4	***50.072***	69.4	27.478	108.0	1:52.912	**(3)**	77.58	0.395	15:29:43.970
8 -	35.010	87.6	50.660	73.8	27.154	108.5	1:52.824	**(2)**	77.64	0.307	15:31:36.794
9 -	35.026	87.9	52.353	75.8	27.184	108.5	1:54.563		76.46	2.046	15:33:31.357
10 -	***34.858***	***88.5***	50.596	75.5	***27.063***	107.7	***1:52.517***	**(1)**	***77.85***		***15:35:23.874***
11 -	35.582	87.9	50.328	74.8	27.612	103.5	1:53.522		77.16	1.005	15:37:17.396

P19 30 C2 Trevor GRIFFITHS Emeryson FJ

IDEAL LAP TIME : 1:52.219 BEST LAP TIME : 1:52.951 DIFFERENCE : 0.732

LAP	SECTOR 1		SECTOR 2		SECTOR 3		LAP TIME		MPH	DIFF	TIME OF DAY
1 -		81.2	52.550	69.3	27.279	***104.6***	2:03.536		70.90	10.585	15:18:14.207
2 -	35.828	82.5	52.632	72.8	27.149	103.7	1:55.609		75.77	2.658	15:20:09.816
3 -	35.626	83.8	52.907	70.7	27.295	103.4	1:55.828		75.62	2.877	15:22:05.644
4 -	36.886	83.2	51.260	73.0	27.826	102.2	1:55.972		75.53	3.021	15:24:01.616
5 -	36.055	***84.7***	51.562	71.4	27.510	102.9	1:55.127		76.08	2.176	15:25:56.743
6 -	35.530	83.0	50.819	75.2	26.822	103.7	1:53.171	**(2)**	77.40	0.220	15:27:49.914
7 -	***34.973***	84.5	50.962	70.7	27.310	102.6	1:53.245	**(3)**	77.35	0.294	15:29:43.159
8 -	35.236	83.4	50.931	73.5	***26.784***	102.2	***1:52.951***	**(1)**	***77.55***		***15:31:36.110***
9 -	35.116	82.5	51.862	74.2	27.437	102.9	1:54.415		76.56	1.464	15:33:30.525
10 -	35.188	82.6	51.629	76.0	26.939	102.7	1:53.756		77.00	0.805	15:35:24.281
11 -	36.100	82.8	***50.462***	***77.2***	26.988	101.2	1:53.550		77.14	0.599	15:37:17.831

Weather / Track : Sunny / Dry

Brands Hatch GP
Circuit Length = 2.4332 miles
Start: 15:16 Flag 15:36 End: 15:39

Legends of Brands Hatch Superprix

HSCC Historic Formula Junior

RACE 4 - SECTOR ANALYSIS

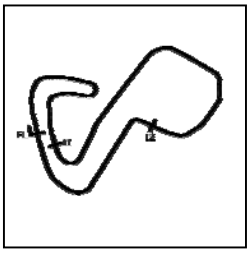

SECTOR 1 = FL to I1, SECTOR 2 = I1 to I2, SECTOR 3 = I2 to FL, DIFF = Difference To Personal Best Lap, P = Crossed Finish Line in Pit Lane, D = Time Disallowed

P20 72 E2 Tom DE GRES Cooper T59

IDEAL LAP TIME : 1:54.577 BEST LAP TIME : 1:55.442 DIFFERENCE : 0.865

LAP	SECTOR 1		SECTOR 2		SECTOR 3		LAP TIME	MPH	DIFF	TIME OF DAY
1 -		79.6	54.562	71.8	27.175	105.8	2:08.334	68.25	12.892	15:18:19.005
2 -	36.720	84.5	***51.645***	***76.0***	27.077	***106.5***	***1:55.442*** **(1)**	***75.88***		***15:20:14.447***
3 -	37.181	77.5	52.561	73.5	27.131	103.7	1:56.873	74.95	1.431	15:22:11.320
4 -	36.632	82.2	52.857	72.8	27.283	102.2	1:56.772 **(3)**	75.01	1.330	15:24:08.092
5 -	36.217	80.2	52.540	75.6	***26.944***	105.3	1:55.701 **(2)**	75.71	0.259	15:26:03.793
6 -	***35.988***	81.2	53.854	73.3	28.004	102.9	1:57.846	74.33	2.404	15:28:01.639
7 -	37.081	79.7	54.757	71.3	29.238	101.8	2:01.076	72.34	5.634	15:30:02.715
8 -	37.306	81.4	54.125	71.0	27.949	100.1	1:59.380	73.37	3.938	15:32:02.095
9 -	37.255	82.8	52.794	72.1	27.493	104.3	1:57.542	74.52	2.100	15:33:59.637
10 -	37.134	***84.9***	55.586	65.6	27.689	104.2	2:00.409	72.75	4.967	15:36:00.046
11 -	36.704	81.6	53.030	73.1	27.686	100.7	1:57.420	74.60	1.978	15:37:57.466

P21 65 E1 Richard FERRIS Donford FJ

IDEAL LAP TIME : 1:53.110 BEST LAP TIME : 1:53.649 DIFFERENCE : 0.539

LAP	SECTOR 1		SECTOR 2		SECTOR 3		LAP TIME	MPH	DIFF	TIME OF DAY
1 -		73.3	53.892	79.4	***26.726***	***108.9***	2:06.014	69.51	12.365	15:18:16.685
2 -	35.679	83.1	53.590	73.5	27.121	106.3	1:56.390	75.26	2.741	15:20:13.075
3 -	58.347	77.9	53.325	72.3	28.013	102.1	2:19.685	62.71	26.036	15:22:32.760
4 -	35.685	82.5	53.905	69.6	27.447	107.0	1:57.037	74.84	3.388	15:24:29.797
5 -	36.542	86.0	53.966	76.0	27.015	107.0	1:57.523	74.53	3.874	15:26:27.320
6 -	35.281	81.7	52.973	76.1	27.594	104.2	1:55.848	75.61	2.199	15:28:23.168
7 -	35.029	85.7	51.533	78.9	27.087	102.4	***1:53.649*** **(1)**	***77.07***		***15:30:16.817***
8 -	36.904	85.2	***51.485***	***80.1***	30.365	94.7	1:58.754	73.76	5.105	15:32:15.571
9 -	36.019	85.3	51.898	76.5	28.277	97.6	1:56.194	75.38	2.545	15:34:11.765
10 -	***34.899***	***88.7***	52.582	74.5	26.951	107.8	1:54.432 **(2)**	76.55	0.783	15:36:06.197
11 -	35.792	81.3	52.311	75.9	26.870	106.0	1:54.973 **(3)**	76.19	1.324	15:38:01.170

P22 35 D2 John HUTCHISON Jr Envoy Mk1

IDEAL LAP TIME : 1:58.305 BEST LAP TIME : 1:58.345 DIFFERENCE : 0.040

LAP	SECTOR 1		SECTOR 2		SECTOR 3		LAP TIME	MPH	DIFF	TIME OF DAY
1 -		81.1	56.052	71.0	28.194	104.0	2:11.839	66.44	13.494	15:18:22.510
2 -	37.553	83.2	54.834	73.8	28.399	100.7	2:00.786	72.52	2.441	15:20:23.296
3 -	38.267	83.5	54.826	74.2	***28.048***	102.7	2:01.141	72.31	2.796	15:22:24.437
4 -	37.108	81.7	54.550	74.0	28.705	101.8	2:00.363 **(2)**	72.77	2.018	15:24:24.800
5 -	36.803	83.4	54.891	73.7	28.899	98.9	2:00.593 **(3)**	72.63	2.248	15:26:25.393
6 -	39.108	70.1	55.007	***77.2***	28.980	***104.6***	2:03.095	71.16	4.750	15:28:28.488
7 -	***36.731***	***85.1***	***53.526***	72.6	28.088	101.9	***1:58.345*** **(1)**	***74.01***		***15:30:26.833***
8 -	37.139	81.6	55.890	73.1	29.066	99.2	2:02.095	71.74	3.750	15:32:28.928
9 -	36.919	82.4	55.198	67.4	28.614	100.7	2:00.731	72.55	2.386	15:34:29.659
10 -	37.222	80.6	56.620	69.6	28.550	103.0	2:02.392	71.57	4.047	15:36:32.051
11 -	37.426	82.7	55.602	69.3	29.560	86.9	2:02.588	71.45	4.243	15:38:34.639

P23 28 D2 Colin MCKAY Gemini Mk2

IDEAL LAP TIME : 1:57.671 BEST LAP TIME : 1:58.535 DIFFERENCE : 0.864

LAP	SECTOR 1		SECTOR 2		SECTOR 3		LAP TIME	MPH	DIFF	TIME OF DAY
1 -		76.6	54.519	68.0	***27.627***	104.0	2:08.010	68.43	9.475	15:18:18.681
2 -	37.408	78.4	54.297	67.5	28.265	100.4	1:59.970	73.01	1.435	15:20:18.651
3 -	37.209	81.8	56.592	64.5	29.248	100.3	2:03.049	71.18	4.514	15:22:21.700
4 -	36.668	82.5	54.686	62.9	28.536	101.2	1:59.890	73.06	1.355	15:24:21.590
5 -	36.694	82.7	54.030	68.9	28.094	***104.8***	1:58.818 **(2)**	73.72	0.283	15:26:20.408
6 -	36.898	81.0	59.784	59.9	31.079	93.9	2:07.761	68.56	9.226	15:28:28.169
7 -	38.974	77.4	56.317	61.7	28.537	99.1	2:03.828	70.74	5.293	15:30:31.997
8 -	40.379	73.5	57.570	***71.6***	28.277	99.4	2:06.226	69.39	7.691	15:32:38.223
9 -	37.280	81.0	***53.541***	70.8	27.714	101.3	***1:58.535*** **(1)**	***73.90***		***15:34:36.758***
10 -	***36.503***	***82.8***	54.265	68.6	29.097	98.5	1:59.865 **(3)**	73.08	1.330	15:36:36.623
11 -	37.051	82.2	54.991	70.6	28.732	97.3	2:00.774	72.53	2.239	15:38:37.397

Weather / Track : Sunny / Dry

Brands Hatch GP
Circuit Length = 2.4332 miles
Start: 15:16 Flag 15:36 End: 15:39

Legends of Brands Hatch Superprix

HSCC Historic Formula Junior

RACE 4 - SECTOR ANALYSIS

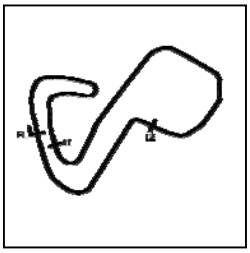

SECTOR 1 = FL to I1, SECTOR 2 = I1 to I2, SECTOR 3 = I2 to FL, DIFF = Difference To Personal Best Lap, P = Crossed Finish Line in Pit Lane, D = Time Disallowed

P24 140 C2 Keith PICKERING Britannia FJ

IDEAL LAP TIME : 1:55.210 BEST LAP TIME : 1:55.428 DIFFERENCE : 0.218

LAP	SECTOR 1		SECTOR 2		SECTOR 3		LAP TIME	MPH	DIFF	TIME OF DAY
1 -		79.7	54.463	72.6	27.652	104.5	2:07.448	68.73	12.020	15:18:18.119
2 -	36.534	***85.0***	52.027	72.5	***27.415***	***105.0***	1:55.976 **(2)**	75.53	0.548	15:20:14.095
3 -	37.026	84.5	51.987	***75.4***	27.598	102.7	1:56.611 **(3)**	75.12	1.183	15:22:10.706
4 -	37.018	84.6	52.530	75.0	27.749	101.9	1:57.297	74.68	1.869	15:24:08.003
5 -	***35.976***	***85.0***	***51.819***	72.1	27.633	102.6	***1:55.428*** **(1)**	***75.89***		***15:26:03.431***
6 -	1:13.279	52.7	56.566	72.1	28.255	101.8	2:38.100	55.40	42.672	15:28:41.531
7 -	36.790	83.8	53.617	73.4	27.883	101.3	1:58.290	74.05	2.862	15:30:39.821
8 -	37.403	83.6	53.712	73.1	28.246	99.1	1:59.361	73.38	3.933	15:32:39.182
9 -	36.962	83.8	54.281	70.6	27.983	99.7	1:59.226	73.47	3.798	15:34:38.408
10 -	37.272	74.2	53.826	69.4	28.124	98.5	1:59.222	73.47	3.794	15:36:37.630
11 -	37.017	83.3	59.191	50.1	44.962	58.2	2:21.170	62.05	25.742	15:38:58.800

P25 26 B2 Roger DEXTER Elva 100 DKW

IDEAL LAP TIME : 2:03.524 BEST LAP TIME : 2:04.049 DIFFERENCE : 0.525

LAP	SECTOR 1		SECTOR 2		SECTOR 3		LAP TIME	MPH	DIFF	TIME OF DAY
1 -		72.6	57.373	62.2	29.520	94.1	2:15.110	64.83	11.061	15:18:25.781
2 -	***38.247***	74.2	57.526	61.1	29.600	91.1	2:05.373	69.87	1.324	15:20:31.154
3 -	39.706	71.3	57.610	63.6	29.395	92.5	2:06.711	69.13	2.662	15:22:37.865
4 -	38.275	69.2	57.273	63.0	29.601	93.5	2:05.149 **(3)**	69.99	1.100	15:24:43.014
5 -	38.764	67.0	57.195	64.6	29.572	89.8	2:05.531	69.78	1.482	15:26:48.545
6 -	38.386	74.3	56.449	67.1	30.474	88.7	2:05.309	69.90	1.260	15:28:53.854
7 -	39.619	***75.6***	56.515	65.5	***29.175***	***94.2***	2:05.309	69.90	1.260	15:30:59.163
8 -	39.115	65.5	***56.102***	67.7	29.425	91.0	2:04.642 **(2)**	70.28	0.593	15:33:03.805
9 -	38.269	74.4	56.345	***68.1***	29.435	87.3	***2:04.049*** **(1)**	***70.61***		***15:35:07.854***
10 -	39.714	70.2	57.065	63.7	30.467	90.8	2:07.246	68.84	3.197	15:37:15.100

P26 39 C1 David WALKER Lotus 18

IDEAL LAP TIME : 2:05.470 BEST LAP TIME : 2:06.308 DIFFERENCE : 0.838

LAP	SECTOR 1		SECTOR 2		SECTOR 3		LAP TIME	MPH	DIFF	TIME OF DAY
1 -		73.5	59.018	69.1	30.371	98.6	2:22.016	61.68	15.708	15:18:32.687
2 -	40.684	78.0	58.927	70.1	30.370	98.8	2:09.981	67.39	3.673	15:20:42.668
3 -	40.564	81.9	57.932	70.6	30.217	100.4	2:08.713	68.05	2.405	15:22:51.381
4 -	40.568	80.0	58.780	68.0	30.233	99.7	2:09.581	67.60	3.273	15:25:00.962
5 -	40.389	83.3	57.809	63.7	30.179	91.8	2:08.377	68.23	2.069	15:27:09.339
6 -	41.368	81.5	58.380	68.1	30.924	98.6	2:10.672	67.03	4.364	15:29:20.011
7 -	40.773	81.5	58.242	66.7	***29.237***	***102.9***	2:08.252	68.30	1.944	15:31:28.263
8 -	39.510	80.1	58.034	***74.0***	29.491	100.4	2:07.035 **(2)**	68.95	0.727	15:33:35.298
9 -	39.632	82.1	57.258	67.1	29.418	101.2	***2:06.308*** **(1)**	***69.35***		***15:35:41.606***
10 -	***39.114***	***84.0***	***57.119***	67.7	31.897	98.5	2:08.130 **(3)**	68.36	1.822	15:37:49.736

P27 31 C2 Peter EDBROOKE Lotus 18

IDEAL LAP TIME : 2:08.496 BEST LAP TIME : 2:09.807 DIFFERENCE : 1.311

LAP	SECTOR 1		SECTOR 2		SECTOR 3		LAP TIME	MPH	DIFF	TIME OF DAY
1 -		***71.3***	1:00.254	62.2	29.781	97.9	2:23.899	60.87	14.092	15:18:34.570
2 -	40.292	70.7	1:00.046	***65.8***	***29.469***	***98.1***	***2:09.807*** **(1)**	***67.48***		***15:20:44.377***
3 -	40.563	68.7	1:00.167	63.7	29.672	93.7	2:10.402 **(2)**	67.17	0.595	15:22:54.779
4 -	***40.279***	63.4	1:05.434	48.3	32.768	92.9	2:18.481	63.25	8.674	15:25:13.260
5 -	43.020	61.3	1:02.678	59.3	31.608	91.6	2:17.306	63.79	7.499	15:27:30.566
6 -	43.951	65.4	1:00.473	57.3	32.473	94.1	2:16.897	63.98	7.090	15:29:47.463
7 -	40.882	66.2	1:03.260	65.0	31.059	86.7	2:15.201	64.79	5.394	15:32:02.664
8 -	43.027	***71.3***	1:03.641	59.5	31.424	94.1	2:18.092	63.43	8.285	15:34:20.756
9 -	40.447	68.7	1:03.821	48.6	33.194	88.8	2:17.462	63.72	7.655	15:36:38.218
10 -	41.101	70.1	***58.748***	58.2	31.867	89.1	2:11.716 **(3)**	66.50	1.909	15:38:49.934

Weather / Track : Sunny / Dry

Brands Hatch GP
Circuit Length = 2.4332 miles
Start: 15:16 Flag 15:36 End: 15:39

Legends of Brands Hatch Superprix

HSCC Historic Formula Junior

RACE 4 - SECTOR ANALYSIS

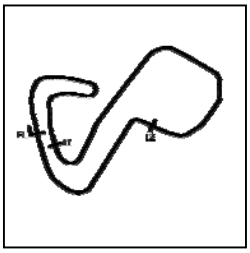

SECTOR 1 = FL to I1, SECTOR 2 = I1 to I2, SECTOR 3 = I2 to FL, DIFF = Difference To Personal Best Lap, P = Crossed Finish Line in Pit Lane, D = Time Disallowed

P28 58 E1 Richard SMEETON Wainer

IDEAL LAP TIME : 1:44.743 BEST LAP TIME : 1:45.108 DIFFERENCE : 0.365

LAP	SECTOR 1		SECTOR 2		SECTOR 3		LAP TIME		MPH	DIFF	TIME OF DAY
1 -		87.2	48.191	78.3	25.075	116.1	1:49.946		79.67	4.838	15:18:00.617
2 -	33.014	83.2	47.907	82.1	24.988	116.7	1:45.909		82.71	0.801	15:19:46.526
3 -	33.042	91.9	47.606	77.6	24.888	***116.9***	1:45.536		83.00	0.428	15:21:32.062
4 -	33.182	93.0	47.371	80.3	***24.824***	116.1	1:45.377	**(3)**	83.12	0.269	15:23:17.439
5 -	33.615	92.1	47.836	77.6	25.162	116.1	1:46.613		82.16	1.505	15:25:04.052
6 -	33.306	93.0	***47.102***	***84.3***	25.348	116.1	1:45.756		82.83	0.648	15:26:49.808
7 -	33.390	93.9	48.209	78.7	24.920	115.7	1:46.519		82.23	1.411	15:28:36.327
8 -	***32.817***	95.7	47.295	81.8	25.066	115.7	1:45.178	**(2)**	83.28	0.070	15:30:21.505
9 -	32.878	***96.0***	47.115	81.7	25.115	115.7	***1:45.108***	**(1)**	***83.34***		***15:32:06.613***
10 -	33.164	91.0	48.632	79.7	24.894	115.9	1:46.690		82.10	1.582	15:33:53.303
11 -	33.019	94.3	47.400	76.7	25.181	116.1	1:45.600		82.95	0.492	15:35:38.903

P29 76 E1 Simon DURLING Lotus 22

IDEAL LAP TIME : 1:51.369 BEST LAP TIME : 1:51.907 DIFFERENCE : 0.538

LAP	SECTOR 1		SECTOR 2		SECTOR 3		LAP TIME		MPH	DIFF	TIME OF DAY
1 -		86.5	51.916	68.2	27.287	109.6	2:01.221		72.26	9.314	15:18:11.892
2 -	35.797	89.2	50.770	70.8	26.500	110.5	1:53.067		77.47	1.160	15:20:04.959
3 -	34.775	89.0	51.484	72.2	26.655	110.5	1:52.914		77.57	1.007	15:21:57.873
4 -	34.948	89.3	50.582	68.1	26.627	111.1	1:52.157	**(2)**	78.10	0.250	15:23:50.030
5 -	35.784	88.5	50.739	69.1	27.012	110.3	1:53.535		77.15	1.628	15:25:43.565
6 -	35.259	***90.0***	50.900	67.6	***26.495***	***111.2***	1:52.654	**(3)**	77.75	0.747	15:27:36.219
7 -	35.911	86.9	50.346	68.5	26.526	109.6	1:52.783		77.66	0.876	15:29:29.002
8 -	***34.622***	88.4	***50.252***	70.4	27.033	109.4	***1:51.907***	**(1)**	***78.27***		***15:31:20.909***
9 -	36.301	84.7	50.805	71.3	27.644	107.8	1:54.750		76.33	2.843	15:33:15.659
10 -	35.037	89.5	50.704	69.9	29.179	108.7	1:54.920		76.22	3.013	15:35:10.579

P30 51 B2 Michael HIBBERD Lola Mk2

IDEAL LAP TIME : 1:49.592 BEST LAP TIME : 1:49.755 DIFFERENCE : 0.163

LAP	SECTOR 1		SECTOR 2		SECTOR 3		LAP TIME		MPH	DIFF	TIME OF DAY
1 -		87.6	49.675	75.9	26.335	***112.7***	1:56.528		75.17	6.773	15:18:07.199
2 -	34.666	***89.8***	49.650	75.8	26.151	112.2	1:50.467	**(2)**	79.29	0.712	15:19:57.666
3 -	***34.380***	89.1	50.038	73.7	26.499	112.4	1:50.917	**(3)**	78.97	1.162	15:21:48.583
4 -	34.543	88.5	***49.097***	***78.2***	***26.115***	111.1	***1:49.755***	**(1)**	***79.81***		***15:23:38.338***
5 -	35.449	87.4	49.703	75.9	26.299	109.6	1:51.451		78.59	1.696	15:25:29.789
6 -	35.418	86.7	51.094	76.4	27.733	108.5	1:54.245		76.67	4.490	15:27:24.034
7 -	35.547	86.3	50.703	75.5	27.259	107.2	1:53.509		77.17	3.754	15:29:17.543
8 -	36.339	77.0	52.709	70.8	27.320	106.8	1:56.368		75.27	6.613	15:31:13.911

P31 147 C2 Clinton McCARTHY Lotus 18

IDEAL LAP TIME : 1:52.288 BEST LAP TIME : 1:53.273 DIFFERENCE : 0.985

LAP	SECTOR 1		SECTOR 2		SECTOR 3		LAP TIME		MPH	DIFF	TIME OF DAY
1 -		***87.6***	52.035	77.2	26.739	110.7	2:01.911		71.85	8.638	15:18:12.582
2 -	36.307	83.9	50.611	***77.3***	27.046	***111.1***	1:53.964		76.86	0.691	15:20:06.546
3 -	35.593	79.0	51.655	73.2	26.657	109.8	1:53.905	**(3)**	76.90	0.632	15:22:00.451
4 -	35.588	82.0	51.043	74.8	***26.642***	108.4	***1:53.273***	**(1)**	***77.33***		***15:23:53.724***
5 -	***35.190***	84.6	***50.456***	75.3	27.633	106.1	1:53.279	**(2)**	77.32	0.006	15:25:47.003
6 -	36.089	82.5	51.098	76.6	28.165	101.5	1:55.352		75.94	2.079	15:27:42.355

P32 33 C2 Stuart TIZZARD Cooper T56

IDEAL LAP TIME : 1:58.039 BEST LAP TIME : 1:58.367 DIFFERENCE : 0.328

LAP	SECTOR 1		SECTOR 2		SECTOR 3		LAP TIME		MPH	DIFF	TIME OF DAY
1 -		77.6	55.511	65.0	28.897	95.7	2:10.854		66.94	12.487	15:18:21.525
2 -	36.773	78.3	53.697	66.8	28.566	98.5	1:59.036	**(2)**	73.58	0.669	15:20:20.561
3 -	36.644	76.6	55.017	64.9	29.204	98.5	2:00.865		72.47	2.498	15:22:21.426
4 -	***36.625***	78.4	54.034	***70.0***	29.752	95.7	2:00.411	**(3)**	72.74	2.044	15:24:21.837
5 -	36.953	***79.7***	***53.218***	69.7	***28.196***	***99.8***	***1:58.367***	**(1)**	***74.00***		***15:26:20.204***

Weather / Track : Sunny / Dry

Brands Hatch GP
Circuit Length = 2.4332 miles
Start: 15:16 Flag 15:36 End: 15:39

Legends of Brands Hatch Superprix

HSCC Historic Formula Junior

RACE 4 - SECTOR ANALYSIS

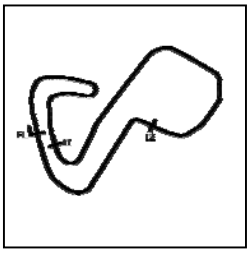

SECTOR 1 = FL to I1, SECTOR 2 = I1 to I2, SECTOR 3 = I2 to FL, DIFF = Difference To Personal Best Lap, P = Crossed Finish Line in Pit Lane, D = Time Disallowed

P33 75 E1 Pete MORTON Lightning Envoyette

IDEAL LAP TIME : 1:42.558 BEST LAP TIME : 1:42.831 DIFFERENCE : 0.273

LAP	SECTOR 1		SECTOR 2		SECTOR 3		LAP TIME	MPH	DIFF	TIME OF DAY
1 -		90.9	47.088	***84.4***	24.585	114.5	1:47.220	81.69	4.389	15:17:57.891
2 -	32.414	94.2	46.103	83.4	***24.346***	116.5	1:42.863 **(2)**	85.16	0.032	15:19:40.754
3 -	32.210	***96.0***	***46.036***	81.2	24.585	***116.9***	***1:42.831*** **(1)**	***85.18***		***15:21:23.585***
4 -	***32.176***	95.8	46.202	80.7	24.660	114.9	1:43.038 **(3)**	85.01	0.207	15:23:06.623

Weather / Track : Sunny / Dry

Brands Hatch GP
Circuit Length = 2.4332 miles
Start: 15:16 Flag 15:36 End: 15:39

Legends of Brands Hatch Superprix

HSCC Historic Formula Junior

RACE 4 - BEST SECTORS

	SECTOR 1			SECTOR 2			SECTOR 3			IDEAL / BEST COMPARISON					
POS	NO	NAME	TIME	NO	NAME	TIME	NO	NAME	TIME	POS	NO	NAME	IDEAL	BEST	DIFF
												PERFECT LAP	1:41.650		
1	79	HIBBERD	31.886	53	WILSON	45.640	96	DE SILVA	24.124	1	96	DE SILVA	1:41.689	1:42.328	0.639
2	96	DE SILVA	31.911	96	DE SILVA	45.654	53	WILSON	24.171	2	79	HIBBERD	1:41.889	1:42.251	0.362
3	53	WILSON	32.114	79	HIBBERD	45.721	79	HIBBERD	24.282	3	53	WILSON	1:41.925	1:42.273	0.348
4	75	MORTON	32.176	75	MORTON	46.036	75	MORTON	24.346	4	75	MORTON	1:42.558	1:42.831	0.273
5	58	SMEETON	32.817	181	THORNTON	46.659	181	THORNTON	24.764	5	181	THORNTON	1:44.273	1:44.872	0.599
6	181	THORNTON	32.850	61	BEAUMONT	46.910	58	SMEETON	24.824	6	58	SMEETON	1:44.743	1:45.108	0.365
7	93	ERNST	32.941	63	MARTIN	46.945	85	CHISHOLM	24.895	7	61	BEAUMONT	1:44.974	1:45.638	0.664
8	61	BEAUMONT	33.105	58	SMEETON	47.102	61	BEAUMONT	24.959	8	63	MARTIN	1:45.304	1:45.938	0.634
9	85	CHISHOLM	33.316	133	DRAKE	47.333	63	MARTIN	25.039	9	93	ERNST	1:45.589	1:45.841	0.252
10	63	MARTIN	33.320	93	ERNST	47.416	93	ERNST	25.232	10	85	CHISHOLM	1:45.776	1:46.035	0.259
11	133	DRAKE	33.538	5	LONGDON	47.443	5	LONGDON	25.298	11	133	DRAKE	1:46.176	1:46.746	0.570
12	90	HAYDEN	33.707	85	CHISHOLM	47.565	133	DRAKE	25.305	12	5	LONGDON	1:46.534	1:46.748	0.214
13	5	LONGDON	33.793	8	MORTON	48.358	90	HAYDEN	25.346	13	90	HAYDEN	1:47.443	1:48.371	0.928
14	8	MORTON	34.001	90	HAYDEN	48.390	8	MORTON	25.708	14	8	MORTON	1:48.067	1:48.152	0.085
15	37	TAYLOR	34.325	51	HIBBERD	49.097	51	HIBBERD	26.115	15	51	HIBBERD	1:49.592	1:49.755	0.163
16	51	HIBBERD	34.380	10	WALKER	49.741	11	TAYLOR	26.383	16	37	TAYLOR	1:50.765	1:51.156	0.391
17	196	DE SILVA	34.594	25	TART	49.790	10	WALKER	26.407	17	196	DE SILVA	1:51.116	1:51.450	0.334
18	76	DURLING	34.622	37	TAYLOR	49.946	196	DE SILVA	26.429	18	11	TAYLOR	1:51.364	1:51.364	0.000
19	43	SIMMONDS	34.858	11	TAYLOR	50.040	25	TART	26.469	19	76	DURLING	1:51.369	1:51.907	0.538
20	65	FERRIS	34.899	43	SIMMONDS	50.072	37	TAYLOR	26.494	20	25	TART	1:51.481	1:52.350	0.869
21	11	TAYLOR	34.941	196	DE SILVA	50.093	76	DURLING	26.495	21	10	WALKER	1:51.656	1:52.051	0.395
22	30	GRIFFITHS	34.973	76	DURLING	50.252	147	McCARTHY	26.642	22	43	SIMMONDS	1:51.993	1:52.517	0.524
23	147	McCARTHY	35.190	147	McCARTHY	50.456	65	FERRIS	26.726	23	30	GRIFFITHS	1:52.219	1:52.951	0.732
24	25	TART	35.222	30	GRIFFITHS	50.462	30	GRIFFITHS	26.784	24	147	McCARTHY	1:52.288	1:53.273	0.985
25	10	WALKER	35.508	65	FERRIS	51.485	72	DE GRES	26.944	25	65	FERRIS	1:53.110	1:53.649	0.539
26	140	PICKERING	35.976	72	DE GRES	51.645	43	SIMMONDS	27.063	26	72	DE GRES	1:54.577	1:55.442	0.865
27	72	DE GRES	35.988	140	PICKERING	51.819	140	PICKERING	27.415	27	140	PICKERING	1:55.210	1:55.428	0.218
28	28	MCKAY	36.503	33	TIZZARD	53.218	28	MCKAY	27.627	28	28	MCKAY	1:57.671	1:58.535	0.864
29	33	TIZZARD	36.625	35	HUTCHISON Jr	53.526	35	HUTCHISON Jr	28.048	29	33	TIZZARD	1:58.039	1:58.367	0.328
30	35	HUTCHISON Jr	36.731	28	MCKAY	53.541	33	TIZZARD	28.196	30	35	HUTCHISON Jr	1:58.305	1:58.345	0.040
31	26	DEXTER	38.247	26	DEXTER	56.102	26	DEXTER	29.175	31	26	DEXTER	2:03.524	2:04.049	0.525
32	39	WALKER	39.114	39	WALKER	57.119	39	WALKER	29.237	32	39	WALKER	2:05.470	2:06.308	0.838
33	31	EDBROOKE	40.279	31	EDBROOKE	58.748	31	EDBROOKE	29.469	33	31	EDBROOKE	2:08.496	2:09.807	1.311

Weather / Track : Sunny / Dry

Brands Hatch GP
Circuit Length = 2.4332 miles
Start: 15:16 Flag 15:36 End: 15:39

Results can be found at www.tsl-timing.com

Printed - 15:53 Saturday, 29 June 2019

Legends of Brands Hatch Superprix

HSCC Historic Formula Junior

RACE 4 - BEST SPEEDS

	INTERMEDIATE 1			INTERMEDIATE 2			FINISH LINE		
POS	NO	NAME	MPH	NO	NAME	MPH	NO	NAME	MPH
1	79	HIBBERD	97.8	79	HIBBERD	88.6	53	WILSON	119.4
2	53	WILSON	97.5	53	WILSON	86.7	96	DE SILVA	119.1
3	63	MARTIN	96.8	96	DE SILVA	86.5	63	MARTIN	117.9
4	96	DE SILVA	96.6	181	THORNTON	84.7	79	HIBBERD	116.9
5	58	SMEETON	96.0	75	MORTON	84.4	58	SMEETON	116.9
6	75	MORTON	96.0	58	SMEETON	84.3	75	MORTON	116.9
7	61	BEAUMONT	95.1	61	BEAUMONT	84.2	61	BEAUMONT	114.7
8	90	HAYDEN	93.0	93	ERNST	84.0	5	LONGDON	114.7
9	93	ERNST	92.5	8	MORTON	83.5	90	HAYDEN	114.7
10	85	CHISHOLM	92.3	63	MARTIN	82.5	133	DRAKE	114.5
11	133	DRAKE	91.8	85	CHISHOLM	82.0	85	CHISHOLM	114.3
12	181	THORNTON	91.6	196	DE SILVA	81.3	181	THORNTON	113.1
13	76	DURLING	90.0	133	DRAKE	80.6	51	HIBBERD	112.7
14	5	LONGDON	89.8	65	FERRIS	80.1	93	ERNST	112.5
15	51	HIBBERD	89.8	37	TAYLOR	78.9	76	DURLING	111.2
16	65	FERRIS	88.7	90	HAYDEN	78.5	10	WALKER	111.1
17	8	MORTON	88.6	76	DURLING	78.3	147	McCARTHY	111.1
18	43	SIMMONDS	88.5	51	HIBBERD	78.2	196	DE SILVA	110.5
19	196	DE SILVA	87.8	25	TART	77.9	43	SIMMONDS	110.1
20	147	McCARTHY	87.6	11	TAYLOR	77.6	8	MORTON	109.8
21	25	TART	87.3	147	McCARTHY	77.3	25	TART	109.8
22	10	WALKER	86.3	30	GRIFFITHS	77.2	65	FERRIS	108.9
23	37	TAYLOR	86.2	35	HUTCHISON Jr	77.2	37	TAYLOR	108.4
24	11	TAYLOR	86.1	43	SIMMONDS	76.6	72	DE GRES	106.5
25	35	HUTCHISON Jr	85.1	5	LONGDON	76.3	11	TAYLOR	105.6
26	140	PICKERING	85.0	10	WALKER	76.3	140	PICKERING	105.0
27	72	DE GRES	84.9	72	DE GRES	76.0	28	MCKAY	104.8
28	30	GRIFFITHS	84.7	140	PICKERING	75.4	30	GRIFFITHS	104.6
29	39	WALKER	84.0	39	WALKER	74.0	35	HUTCHISON Jr	104.6
30	28	MCKAY	82.8	28	MCKAY	71.6	39	WALKER	102.9
31	33	TIZZARD	79.7	33	TIZZARD	70.0	33	TIZZARD	99.8
32	26	DEXTER	75.6	26	DEXTER	68.1	31	EDBROOKE	98.1
33	31	EDBROOKE	71.3	31	EDBROOKE	65.8	26	DEXTER	94.2

Weather / Track : Sunny / Dry

Brands Hatch GP
Circuit Length = 2.4332 miles
Start: 15:16 Flag 15:36 End: 15:39

Results can be found at www.tsl-timing.com

Printed - 15:53 Saturday, 29 June 2019

Legends of Brands Hatch Superprix

HSCC Historic Formula Junior

RACE 4 - STATISTICS

Competitors Started	33
Planned Start	2019-06-29 @ 15:10:00.000
Actual Start	2019-06-29 @ 15:16:10.670
Finish Time	2019-06-29 @ 15:36:48.846
Track Length	2.4332mi.
Total Laps	351
Total Distance Covered	854.0846mi.

Session Fastest Lap History

NO	CL	NAME	LAP TIME	TIME OF DAY	LAP	VEHICLE
79	E1	**Andrew HIBBERD**	**1:45.522**	15:17:56.213	1	Lotus 22
79	E1	**Andrew HIBBERD**	**1:42.800**	15:19:39.013	2	Lotus 22
53	E1	**Sam WILSON**	**1:42.781**	15:19:39.128	2	Lotus 20
96	E1	**Timothy DE SILVA**	**1:42.606**	15:19:40.368	2	Brabham BT2
96	E1	**Timothy DE SILVA**	**1:42.569**	15:21:22.919	3	Brabham BT2
96	E1	**Timothy DE SILVA**	**1:42.420**	15:24:48.915	5	Brabham BT2
53	E1	**Sam WILSON**	**1:42.273**	15:26:30.680	6	Lotus 20
79	E1	**Andrew HIBBERD**	**1:42.251**	15:36:49.993	12	Lotus 22

Session Leader History

NO	CL	NAME	FROM LAP	LAPS LED	DISTANCE	VEHICLE
79	E1	**Andrew HIBBERD**	1	2	4.86 miles	Lotus 22
53	E1	**Sam WILSON**	3	5	12.16 miles	Lotus 20
96	E1	**Timothy DE SILVA**	8	5	12.16 miles	Brabham BT2

Flag History

TYPE	TIME OF DAY
GREEN	15:16:10.670
FINISH	15:36:48.846

Flag Statistics

TYPE	COUNT	TOTAL LAPS	TOTAL TIME
Green	1	12	23:16.856
Red	0	0	0.000
Safety Car	0	0	0.000
FCY	0	0	0.000

Brands Hatch GP
Circuit Length = 2.4332 miles
Start: 15:16 Flag 15:36 End: 15:39

Weather / Track : Sunny / Dry

These results are provisional until the conclusion of any judicial and technical matters.

Clerk Of Course : Julian Floyd		Timekeeper : Nick Palmer

Legends of Brands Hatch Superprix

HSCC Historic Formula Junior

RACE 4 - STATISTICS

CLASS : B2

8 Starters

Fastest Lap History

NO	NAME	LAP TIME	TIME OF DAY	LAP	VEHICLE
133	**Chris DRAKE**	**1:51.254**	15:18:01.952	1	Terrier Mk4 Series 1
133	**Chris DRAKE**	**1:48.963**	15:19:50.917	2	Terrier Mk4 Series 1
133	**Chris DRAKE**	**1:46.858**	15:21:37.774	3	Terrier Mk4 Series 1
133	**Chris DRAKE**	**1:46.746**	15:23:24.519	4	Terrier Mk4 Series 1

Leader History

NO	NAME	FROM LAP	LAPS LED	DISTANCE	VEHICLE
133	**Chris DRAKE**	1	12	29.19 miles	Terrier Mk4 Series 1

Brands Hatch GP

Weather / Track : Sunny / Dry

Circuit Length = 2.4332 miles

These results are provisional until the conclusion of any judicial and technical matters.

Start: 15:16 Flag 15:36 End: 15:39

Clerk Of Course : Julian Floyd		Timekeeper : Nick Palmer

Legends of Brands Hatch Superprix

HSCC Historic Formula Junior

RACE 4 - STATISTICS

CLASS : C1

1 Starters

Fastest Lap History

NO	NAME	LAP TIME	TIME OF DAY	LAP	VEHICLE
39	**David WALKER**	**2:22.016**	15:18:32.705	1	Lotus 18
39	**David WALKER**	**2:09.981**	15:20:42.686	2	Lotus 18
39	**David WALKER**	**2:08.713**	15:22:51.398	3	Lotus 18
39	**David WALKER**	**2:08.377**	15:27:09.358	5	Lotus 18
39	**David WALKER**	**2:08.252**	15:31:28.279	7	Lotus 18
39	**David WALKER**	**2:07.035**	15:33:35.314	8	Lotus 18
39	**David WALKER**	**2:06.308**	15:35:41.623	9	Lotus 18

Leader History

NO	NAME	FROM LAP	LAPS LED	DISTANCE	VEHICLE
39	**David WALKER**	1	10	24.33 miles	Lotus 18

Brands Hatch GP

Weather / Track : Sunny / Dry

Circuit Length = 2.4332 miles

These results are provisional until the conclusion of any judicial and technical matters.

Start: 15:16 Flag 15:36 End: 15:39

Clerk Of Course : Julian Floyd		Timekeeper : Nick Palmer

Legends of Brands Hatch Superprix

HSCC Historic Formula Junior

RACE 4 - STATISTICS

CLASS : C2

7 Starters

Fastest Lap History

NO	NAME	LAP TIME	TIME OF DAY	LAP	VEHICLE
37	**Andrew TAYLOR**	**1:58.282**	15:18:08.967	1	Cooper T56
37	**Andrew TAYLOR**	**1:52.644**	15:20:01.612	2	Cooper T56
37	**Andrew TAYLOR**	**1:51.156**	15:21:52.768	3	Cooper T56

Leader History

NO	NAME	FROM LAP	LAPS LED	DISTANCE	VEHICLE
37	**Andrew TAYLOR**	1	12	29.19 miles	Cooper T56

Brands Hatch GP
Circuit Length = 2.4332 miles
Start: 15:16 Flag 15:36 End: 15:39

Weather / Track : Sunny / Dry

These results are provisional until the conclusion of any judicial and technical matters.

Clerk Of Course : Julian Floyd		Timekeeper : Nick Palmer

Legends of Brands Hatch Superprix

HSCC Historic Formula Junior

RACE 4 - STATISTICS

CLASS : D2

5 Starters

Fastest Lap History

NO	NAME	LAP TIME	TIME OF DAY	LAP	VEHICLE
63	**Laine MARTIN**	**1:52.392**	15:18:03.082	1	Lotus 20
63	**Laine MARTIN**	**1:47.121**	15:19:50.203	2	Lotus 20
63	**Laine MARTIN**	**1:46.908**	15:23:29.464	4	Lotus 20
85	**John CHISHOLM**	**1:46.639**	15:27:08.965	6	Gemini Mk3A
63	**Laine MARTIN**	**1:45.938**	15:28:50.611	7	Lotus 20

Leader History

NO	NAME	FROM LAP	LAPS LED	DISTANCE	VEHICLE
63	**Laine MARTIN**	1	12	29.19 miles	Lotus 20

Brands Hatch GP

Weather / Track : Sunny / Dry

Circuit Length = 2.4332 miles

These results are provisional until the conclusion of any judicial and technical matters.

Start: 15:16 Flag 15:36 End: 15:39

Clerk Of Course : Julian Floyd		Timekeeper : Nick Palmer

Legends of Brands Hatch Superprix

HSCC Historic Formula Junior

RACE 4 - STATISTICS

CLASS : E1

11 Starters

Fastest Lap History

NO	NAME	LAP TIME	TIME OF DAY	LAP	VEHICLE
79	**Andrew HIBBERD**	**1:45.522**	15:17:56.213	1	Lotus 22
79	**Andrew HIBBERD**	**1:42.800**	15:19:39.013	2	Lotus 22
53	**Sam WILSON**	**1:42.781**	15:19:39.128	2	Lotus 20
96	**Timothy DE SILVA**	**1:42.606**	15:19:40.368	2	Brabham BT2
96	**Timothy DE SILVA**	**1:42.569**	15:21:22.919	3	Brabham BT2
96	**Timothy DE SILVA**	**1:42.420**	15:24:48.915	5	Brabham BT2
53	**Sam WILSON**	**1:42.273**	15:26:30.680	6	Lotus 20
79	**Andrew HIBBERD**	**1:42.251**	15:36:49.993	12	Lotus 22

Leader History

NO	NAME	FROM LAP	LAPS LED	DISTANCE	VEHICLE
79	**Andrew HIBBERD**	1	2	4.86 miles	Lotus 22
53	**Sam WILSON**	3	5	12.16 miles	Lotus 20
96	**Timothy DE SILVA**	8	5	12.16 miles	Brabham BT2

Brands Hatch GP

Weather / Track : Sunny / Dry

Circuit Length = 2.4332 miles

These results are provisional until the conclusion of any judicial and technical matters.

Start: 15:16 Flag 15:36 End: 15:39

Clerk Of Course : Julian Floyd		Timekeeper : Nick Palmer

Legends of Brands Hatch Superprix

HSCC Historic Formula Junior

RACE 4 - STATISTICS

CLASS : E2

1 Starters

Fastest Lap History

NO	NAME	LAP TIME	TIME OF DAY	LAP	VEHICLE
72	**Tom DE GRES**	**2:08.334**	15:18:19.022	1	Cooper T59
72	**Tom DE GRES**	**1:55.442**	15:20:14.464	2	Cooper T59

Leader History

NO	NAME	FROM LAP	LAPS LED	DISTANCE	VEHICLE
72	**Tom DE GRES**	1	11	26.76 miles	Cooper T59

Brands Hatch GP

Weather / Track : Sunny / Dry

Circuit Length = 2.4332 miles

These results are provisional until the conclusion of any judicial and technical matters.

Start: 15:16 Flag 15:36 End: 15:39

Clerk Of Course : Julian Floyd		Timekeeper : Nick Palmer

Sheet No:

Legends of Brands Hatch Superprix

HSCC Jaguar Classic Challenge

QUALIFYING - RACE 5 - CLASSIFICATION

POS	NO	CL	PIC	NAME	ENTRY	TIME	ON	LAPS	GAP	DIFF	MPH
1	**94**	E	1	**Gary PEARSON**	Jaguar E-type	**1:46.283**	9	9			82.41
2	**145**	E	2	**Ben SHORT**	Jaguar E-type	**1:47.251**	3	16	**0.968**	0.968	81.67
3	**10**	E	3	**BUTLER / RICH**	Jaguar E-type	**1:47.471**	12	14	**1.188**	0.220	81.50
4	**11**	F	1	**FARRELL / COYNE**	Jaguar E-type	**1:47.973**	8	9	**1.690**	0.502	81.12
5	**55**	E	4	**MELLING / MINSHAW**	Jaguar E-type	**1:48.354**	10	11	**2.071**	0.381	80.84
6	**72**	E	5	**Jamie BOOT**	Jaguar E-type	**1:50.048**	14	14	**3.765**	1.694	79.60
7	**36**	F	2	**RUSSELL / JARDINE**	Jaguar E-type	**1:51.089**	6	13	**4.806**	1.041	78.85
8	**71**	E	6	**GAYE / REID**	Jaguar E-type	**1:51.243**	8	9	**4.960**	0.154	78.74
9	**28**	F	3	**ELLORY / HOOKER**	Jaguar E-type	**1:52.459**	9	9	**6.176**	1.216	77.89
10	**20**	C	1	**Rudi FREIDRICHS**	Jaguar C-Type	**1:52.796**	2	6	**6.513**	0.337	77.66
11	**9**	C	2	**Ben EASTICK**	Jaguar D-type	**1:53.116**	15	15	**6.833**	0.320	77.44
12	**4**	F	4	**Tim MOGRIDGE**	Jaguar E Type	**1:55.030**	3	9	**8.747**	1.914	76.15
13	**144**	E	7	**P. POCHCIOL / G. POCHCIOL**	Jaguar E-type	**1:55.498**	12	14	**9.215**	0.468	75.84
14	**68**	A	1	**Marc GORDON**	Jaguar XK150	**1:56.144**	10	14	**9.861**	0.646	75.42
15	**15**	E	8	**P. CASTALDINI / M. CASTALDINI**	Jaguar E-type	**1:58.369**	14	14	**12.086**	2.225	74.00
16	**30**	C	3	**C. BALL / N. BALL**	Jaguar D-type	**2:01.243**	8	8	**14.960**	2.874	72.25
17	**130**	I	1	**SALISBURY / DOWD**	Jaguar Mk1	**2:05.330**	10	10	**19.047**	4.087	69.89
18	**23**	I	2	**COPE / STOATE**	Jaguar S-type	**2:05.466**	2	13	**19.183**	0.136	69.81
19	**16**	A	2	**FLEET / KEITH-LUCAS**	Jaguar XK140	**2:08.017**	9	12	**21.734**	2.551	68.42
20	**150**	A	3	**Ch. KEITH-LUCAS / Cl. KEITH-LUCA**	Jaguar XK150	**2:08.518**	2	6	**22.235**	0.501	68.16

Brands Hatch GP
Circuit Length = 2.4332 miles
Start: 11:14 Flag 11:44 End: 11:46

Weather / Track : Sunny / Dry

These results are provisional until the conclusion of any judicial and technical matters.

Clerk Of Course : Julian Floyd		Timekeeper : Nick Palmer

Results can be found at www.tsl-timing.com

Printed - 11:46 Saturday, 29 June 2019

Sheet No:

Legends of Brands Hatch Superprix

HSCC Jaguar Classic Challenge

QUALIFYING - RACE 5 - SECTOR ANALYSIS

SECTOR 1 = FL to I1, SECTOR 2 = I1 to I2, SECTOR 3 = I2 to FL, DIFF = Difference To Personal Best Lap, P = Crossed Finish Line in Pit Lane, D = Time Disallowed

P1 94 E Gary PEARSON — Jaguar E-type

IDEAL LAP TIME : 1:46.157 BEST LAP TIME : 1:46.283 DIFFERENCE : 0.126

LAP	SECTOR 1		SECTOR 2		SECTOR 3		LAP TIME		MPH	DIFF	TIME OF DAY
1 -	OUTLAP	82.1	51.931	67.6	26.182	121.1	1:57.182		74.75	10.899	11:16:25.627
2 -	34.584	***93.5***	48.140	71.6	25.185	122.9	1:47.909		81.17	1.626	11:18:13.536
3 -	34.339	90.8	48.076	73.4	25.133	***124.2***	1:47.548		81.45	1.265	11:20:01.084
4 -	34.229	90.3	48.088	73.3	25.138	123.8	1:47.455		81.52	1.172	11:21:48.539
5 -	***33.890***	88.4	47.766	74.1	25.254	108.7	1:46.910	**(3)**	81.93	0.627	11:23:35.449
6 -	39.348	71.1	57.569	55.4	IN PIT		6:20.838	**P**	23.00	4:34.555	11:29:56.287
7 -	OUTLAP	76.4	51.439	68.8	25.462	123.3	1:58.773		73.75	12.490	11:31:55.060
8 -	34.102	88.5	47.655	***74.6***	25.122	123.3	1:46.879	**(2)**	81.96	0.596	11:33:41.939
9 -	34.016	89.4	***47.388***	74.0	***24.879***	123.1	***1:46.283***	**(1)**	***82.41***		***11:35:28.222***

P2 145 E Ben SHORT — Jaguar E-type

IDEAL LAP TIME : 1:47.251 BEST LAP TIME : 1:47.251 DIFFERENCE : 0.000

LAP	SECTOR 1		SECTOR 2		SECTOR 3		LAP TIME		MPH	DIFF	TIME OF DAY
1 -	OUTLAP	87.3	51.576	70.7	25.795	117.9	1:55.720		75.69	8.469	11:16:20.861
2 -	34.517	88.0	49.026	73.5	25.189	120.4	1:48.732	**(2)**	80.56	1.481	11:18:09.593
3 -	***33.926***	87.7	***48.298***	74.2	***25.027***	120.9	***1:47.251***	**(1)**	***81.67***		***11:19:56.844***
4 -	34.853	***92.3***	48.835	74.8	25.149	***121.1***	1:48.837	**(3)**	80.48	1.586	11:21:45.681
5 -	34.147	88.8	48.830	73.9	IN PIT		3:08.768	**P**	46.40	1:21.517	11:24:54.449
6 -	OUTLAP	90.4	53.177	68.8	28.142	118.1	1:58.249		74.07	10.998	11:26:52.698
7 -	34.585	86.5	51.425	71.1	26.791	120.0	1:52.801		77.65	5.550	11:28:45.499
8 -	34.884	89.8	53.741	71.0	26.002	120.4	1:54.627		76.42	7.376	11:30:40.126
9 -	35.085	79.4	51.217	67.9	27.224	119.1	1:53.526		77.16	6.275	11:32:33.652
10 -	35.413	84.7	50.553	72.2	26.330	119.6	1:52.296		78.00	5.045	11:34:25.948
11 -	35.435	79.7	50.769	70.4	26.841	117.9	1:53.045		77.48	5.794	11:36:18.993
12 -	35.557	87.4	50.264	65.2	26.027	119.6	1:51.848		78.31	4.597	11:38:10.841
13 -	34.587	90.1	49.480	70.2	25.768	119.4	1:49.835		79.75	2.584	11:40:00.676
14 -	35.502	83.9	49.516	***76.6***	25.991	120.6	1:51.009		78.91	3.758	11:41:51.685
15 -	34.984	83.8	53.000	69.3	25.898	120.4	1:53.882		76.92	6.631	11:43:45.567
16 -	35.044	89.2	53.130	66.1	27.600	110.5	1:55.774		75.66	8.523	11:45:41.341

P3 10 E BUTLER / RICH — Jaguar E-type

IDEAL LAP TIME : 1:47.336 BEST LAP TIME : 1:47.471 DIFFERENCE : 0.135

LAP	SECTOR 1		SECTOR 2		SECTOR 3		LAP TIME		MPH	DIFF	TIME OF DAY
1 -	OUTLAP	84.2	50.544	64.5	26.275	118.1	1:56.042		75.48	8.571	11:16:13.022
2 -	34.688	89.2	49.365	71.8	25.895	118.1	1:49.948		79.67	2.477	11:18:02.970
3 -	34.527	88.6	49.005	75.0	25.804	119.8	1:49.336		80.11	1.865	11:19:52.306
4 -	34.671	86.7	48.594	76.9	25.645	119.6	1:48.910		80.43	1.439	11:21:41.216
5 -	34.712	87.3	49.191	75.4	25.722	118.9	1:49.625		79.90	2.154	11:23:30.841
6 -	34.557	89.4	48.598	72.7	25.945	117.7	1:49.100		80.29	1.629	11:25:19.941
7 -	35.030	87.3	49.967	66.0	IN PIT		3:48.689	**P**	38.30	2:01.218	11:29:08.630
8 -	OUTLAP	79.2	50.200	71.3	26.202	100.1	1:55.631		75.75	8.160	11:31:04.261
9 -	35.944	87.3	48.512	74.3	31.539	102.1	1:55.995		75.51	8.524	11:33:00.256
10 -	34.951	***91.8***	48.412	78.7	25.391	120.0	1:48.754	**(3)**	80.54	1.283	11:34:49.010
11 -	34.499	81.1	48.722	75.7	25.801	120.2	1:49.022		80.34	1.551	11:36:38.032
12 -	34.157	91.6	***47.954***	***80.8***	***25.360***	***121.5***	***1:47.471***	**(1)**	***81.50***		***11:38:25.503***
13 -	34.313	90.9	49.859	63.4	26.784	118.1	1:50.956		78.94	3.485	11:40:16.459
14 -	***34.022***	91.0	48.087	76.6	25.537	119.6	1:47.646	**(2)**	81.37	0.175	11:42:04.105

P4 11 F FARRELL / COYNE — Jaguar E-type

IDEAL LAP TIME : 1:47.914 BEST LAP TIME : 1:47.973 DIFFERENCE : 0.059

LAP	SECTOR 1		SECTOR 2		SECTOR 3		LAP TIME		MPH	DIFF	TIME OF DAY
1 -	OUTLAP	72.0	57.030	58.6	30.261	111.4	2:10.764		66.98	22.791	11:17:16.569
2 -	37.103	76.1	52.539	69.0	27.934	112.7	1:57.576		74.50	9.603	11:19:14.145
3 -	36.141	79.5	52.655	68.8	27.828	111.1	1:56.624		75.11	8.651	11:21:10.769

Weather / Track : Sunny / Dry

Brands Hatch GP
Circuit Length = 2.4332 miles
Start: 11:14 Flag 11:44 End: 11:46

Sheet No:

Legends of Brands Hatch Superprix

HSCC Jaguar Classic Challenge

QUALIFYING - RACE 5 - SECTOR ANALYSIS

SECTOR 1 = FL to I1, SECTOR 2 = I1 to I2, SECTOR 3 = I2 to FL, DIFF = Difference To Personal Best Lap, P = Crossed Finish Line in Pit Lane, D = Time Disallowed

4 -	36.560	83.3	52.050	67.7	27.198	113.9	1:55.808		75.64	7.835	11:23:06.577
5 -	36.744	79.0			IN PIT		5:13.374	P	27.95	3:25.401	11:28:19.951
6 -	OUTLAP	84.8	49.741	74.6	27.711	112.4	1:55.461		75.86	7.488	11:30:15.412
7 -	34.190	90.4	48.973	70.9	26.120	***115.5***	1:49.283	(3)	80.15	1.310	11:32:04.695
8 -	***33.886***	89.8	48.419	***79.3***	***25.668***	115.3	***1:47.973***	(1)	***81.12***		***11:33:52.668***
9 -	33.980	***91.4***	***48.360***	76.5	25.700	114.9	1:48.040	(2)	81.07	0.067	11:35:40.708

P5 55 E MELLING / MINSHAW Jaguar E-type

IDEAL LAP TIME : 1:48.137 BEST LAP TIME : 1:48.354 DIFFERENCE : 0.217

LAP	SECTOR 1		SECTOR 2		SECTOR 3		LAP TIME		MPH	DIFF	TIME OF DAY
1 -	OUTLAP	72.7	55.045	69.5	28.418	104.3	2:05.714		69.68	17.360	11:16:27.504
2 -	38.577	72.9	53.021	70.1	27.468	105.6	1:59.066		73.57	10.712	11:18:26.570
3 -	36.770	75.0	51.750	70.2	27.020	108.4	1:55.540		75.81	7.186	11:20:22.110
4 -	36.547	80.1	52.249	72.0	26.985	110.1	1:55.781		75.65	7.427	11:22:17.891
5 -	36.678	69.3	54.182	68.6	27.050	105.0	1:57.910		74.29	9.556	11:24:15.801
6 -	36.714	76.0	54.446	70.2	27.784	106.6	1:58.944		73.64	10.590	11:26:14.745
7 -	36.330	76.0	51.763	72.2	27.280	101.5	1:55.373	(3)	75.92	7.019	11:28:10.118
8 -	37.255	72.7	57.929	62.3	IN PIT		3:59.214	P	36.61	2:10.860	11:32:09.332
9 -	OUTLAP	***89.8***	48.380	76.9	***25.881***	109.1	1:51.168		78.79	2.814	11:34:00.500
10 -	34.390	89.3	***48.075***	77.8	25.889	***113.5***	***1:48.354***	(1)	***80.84***		***11:35:48.854***
11 -	***34.181***	84.9	48.369	***78.5***	26.015	112.0	1:48.565	(2)	80.68	0.211	11:37:37.419

P6 72 E Jamie BOOT Jaguar E-type

IDEAL LAP TIME : 1:49.949 BEST LAP TIME : 1:50.048 DIFFERENCE : 0.099

LAP	SECTOR 1		SECTOR 2		SECTOR 3		LAP TIME		MPH	DIFF	TIME OF DAY
1 -	OUTLAP	70.1	56.108	65.5	28.106	98.3	2:06.990		68.98	16.942	11:17:07.279
2 -	37.317	85.7	50.807	73.9	26.560	116.5	1:54.684		76.38	4.636	11:19:01.963
3 -	35.660	88.7	50.768	73.1	26.167	119.1	1:52.595		77.79	2.547	11:20:54.558
4 -	35.144	***91.9***	***49.311***	***75.6***	26.265	119.4	1:50.720		79.11	0.672	11:22:45.278
5 -	35.045	90.8	49.568	75.1	26.041	118.9	1:50.654	(3)	79.16	0.606	11:24:35.932
6 -	36.111	83.6	51.019	71.3	IN PIT		4:08.637	P	35.23	2:18.589	11:28:44.569
7 -	OUTLAP	80.5	51.445	73.3	26.966	118.3	1:58.416		73.97	8.368	11:30:42.985
8 -	35.495	90.5	50.295	70.6	26.532	117.9	1:52.322		77.98	2.274	11:32:35.307
9 -	35.753	85.7	49.754	72.9	26.038	119.8	1:51.545		78.53	1.497	11:34:26.852
10 -	35.348	85.2	50.579	68.1	26.754	117.9	1:52.681		77.74	2.633	11:36:19.533
11 -	36.306	83.3	49.847	71.3	25.945	***123.1***	1:52.098		78.14	2.050	11:38:11.631
12 -	35.162	88.0	50.182	69.6	27.307	119.4	1:52.651		77.76	2.603	11:40:04.282
13 -	35.067	88.0	49.635	73.1	***25.773***	120.2	1:50.475	(2)	79.29	0.427	11:41:54.757
14 -	***34.865***	89.3	49.410	74.5	***25.773***	120.0	***1:50.048***	(1)	***79.60***		***11:43:44.805***

P7 36 F RUSSELL / JARDINE Jaguar E-type

IDEAL LAP TIME : 1:50.330 BEST LAP TIME : 1:51.089 DIFFERENCE : 0.759

LAP	SECTOR 1		SECTOR 2		SECTOR 3		LAP TIME		MPH	DIFF	TIME OF DAY
1 -	OUTLAP	83.0	54.697	62.4	27.450	97.6	2:04.150		70.55	13.061	11:16:40.650
2 -	37.348	83.4	52.024	68.4	26.283	115.7	1:55.655		75.74	4.566	11:18:36.305
3 -	35.742	85.1	51.348	69.8	26.156	117.1	1:53.246		77.35	2.157	11:20:29.551
4 -	35.182	87.2	50.671	74.6	***25.879***	***117.3***	1:51.732	(3)	78.40	0.643	11:22:21.283
5 -	35.137	86.5	50.923	67.8	26.120	116.7	1:52.180		78.08	1.091	11:24:13.463
6 -	***34.958***	86.2	50.058	73.9	26.073	116.1	***1:51.089***	(1)	***78.85***		***11:26:04.552***
7 -	35.343	85.7	50.763	73.6	IN PIT		3:16.156	P	44.65	1:25.067	11:29:20.708
8 -	OUTLAP	77.6	54.459	72.3	27.193	114.3	2:09.101		67.85	18.012	11:31:29.809
9 -	36.894	86.4	50.794	76.2	26.576	116.7	1:54.264		76.66	3.175	11:33:24.073
10 -	35.980	***90.8***	51.755	***78.7***	27.641	115.7	1:55.376		75.92	4.287	11:35:19.449
11 -	35.970	84.4	50.432	73.9	26.376	115.7	1:52.778		77.67	1.689	11:37:12.227
12 -	36.150	83.9	51.247	74.8	26.430	116.7	1:53.827		76.95	2.738	11:39:06.054
13 -	35.729	89.3	***49.493***	73.8	26.179	114.1	1:51.401	(2)	78.63	0.312	11:40:57.455

Weather / Track : Sunny / Dry

Brands Hatch GP
Circuit Length = 2.4332 miles
Start: 11:14 Flag 11:44 End: 11:46

Sheet No:

Legends of Brands Hatch Superprix

HSCC Jaguar Classic Challenge

QUALIFYING - RACE 5 - SECTOR ANALYSIS

SECTOR 1 = FL to I1, SECTOR 2 = I1 to I2, SECTOR 3 = I2 to FL, DIFF = Difference To Personal Best Lap, P = Crossed Finish Line in Pit Lane, D = Time Disallowed

P8 71 E GAYE / REID — Jaguar E-type

IDEAL LAP TIME : 1:50.831 BEST LAP TIME : 1:51.243 DIFFERENCE : 0.412

LAP	SECTOR 1		SECTOR 2		SECTOR 3		LAP TIME		MPH	DIFF	TIME OF DAY
1 -	OUTLAP	77.2	55.297	62.6	28.251	104.5	2:05.513		69.79	14.270	11:16:40.398
2 -	37.209	82.7	54.295	65.4	26.631	108.5	1:58.135		74.15	6.892	11:18:38.533
3 -	35.624	85.4	51.828	***72.6***	26.251	106.3	1:53.703		77.04	2.460	11:20:32.236
4 -	35.988	87.0	51.700	71.5	26.206	111.6	1:53.894		76.91	2.651	11:22:26.130
5 -	35.436	85.8	50.689	71.4	26.104	113.9	1:52.229		78.05	0.986	11:24:18.359
6 -	35.519	***89.5***	50.606	71.4	26.035	***118.1***	1:52.160		78.10	0.917	11:26:10.519
7 -	35.032	85.8	***50.224***	69.3	26.001	116.5	1:51.257	**(2)**	78.73	0.014	11:28:01.776
8 -	35.016	87.0	50.293	71.6	25.934	***118.1***	***1:51.243***	**(1)**	***78.74***		***11:29:53.019***
9 -	***34.769***	88.5	50.724	70.9	***25.838***	117.9	1:51.331	**(3)**	78.68	0.088	11:31:44.350

P9 28 F ELLORY / HOOKER — Jaguar E-type

IDEAL LAP TIME : 1:52.459 BEST LAP TIME : 1:52.459 DIFFERENCE : 0.000

LAP	SECTOR 1		SECTOR 2		SECTOR 3		LAP TIME		MPH	DIFF	TIME OF DAY
1 -	OUTLAP	69.5	56.748	54.6	30.088	102.2	2:10.509		67.12	18.050	11:16:48.987
2 -	40.014	70.1	56.196	58.0	29.040	106.0	2:05.250		69.93	12.791	11:18:54.237
3 -	39.531	71.5	56.351	56.3	30.915	101.9	2:06.797		69.08	14.338	11:21:01.034
4 -	39.741	73.7	56.357	57.5	29.277	105.6	2:05.375		69.86	12.916	11:23:06.409
5 -	39.610	74.5	55.597	56.2	IN PIT		4:21.944	**P**	33.44	2:29.485	11:27:28.353
6 -	OUTLAP	81.1	52.143	71.3	28.026	108.7	2:00.184		72.88	7.725	11:29:28.537
7 -	37.672	87.0	51.163	73.0	27.065	***111.6***	1:55.900	**(3)**	75.58	3.441	11:31:24.437
8 -	35.566	***88.4***	50.532	72.7	26.991	111.1	1:53.089	**(2)**	77.45	0.630	11:33:17.526
9 -	***35.404***	86.9	***50.195***	***75.5***	***26.860***	105.8	***1:52.459***	**(1)**	***77.89***		***11:35:09.985***

P10 20 C Rudi FREIDRICHS — Jaguar C-Type

IDEAL LAP TIME : 1:52.302 BEST LAP TIME : 1:52.796 DIFFERENCE : 0.494

LAP	SECTOR 1		SECTOR 2		SECTOR 3		LAP TIME		MPH	DIFF	TIME OF DAY
1 -	OUTLAP	79.3	51.893	66.7	27.463	112.7	1:57.971		74.25	5.175	11:16:28.098
2 -	35.921	***86.5***	***50.200***	***73.9***	26.675	115.7	***1:52.796***	**(1)**	***77.66***		***11:18:20.894***
3 -	35.650	84.4	50.964	69.7	26.840	115.7	1:53.454		77.21	0.658	11:20:14.348
4 -	35.840	85.9	50.884	65.9	26.640	***115.9***	1:53.364	**(3)**	77.27	0.568	11:22:07.712
5 -	35.613	86.2	51.990	69.6	26.926	115.5	1:54.529		76.48	1.733	11:24:02.241
6 -	***35.579***	80.8	50.934	70.0	***26.523***	114.9	1:53.036	**(2)**	77.49	0.240	11:25:55.277

P11 9 C Ben EASTICK — Jaguar D-type

IDEAL LAP TIME : 1:52.846 BEST LAP TIME : 1:53.116 DIFFERENCE : 0.270

LAP	SECTOR 1		SECTOR 2		SECTOR 3		LAP TIME		MPH	DIFF	TIME OF DAY
1 -	OUTLAP	70.2	53.377	70.9	27.339	110.0	2:03.007		71.21	9.891	11:17:49.679
2 -	36.941	74.3	51.036	71.6	26.944	115.3	1:54.921		76.22	1.805	11:19:44.600
3 -	36.473	77.8	50.806	73.5	26.844	112.7	1:54.123		76.75	1.007	11:21:38.723
4 -	36.433	79.9	51.693	73.4	27.363	110.5	1:55.489		75.85	2.373	11:23:34.212
5 -	36.562	80.1	51.100	69.3	27.269	108.7	1:54.931		76.21	1.815	11:25:29.143
6 -	36.679	77.5	51.819	69.3	IN PIT		3:04.618	**P**	47.44	1:11.502	11:28:33.761
7 -	OUTLAP	74.7	53.154	73.0	27.178	112.9	2:00.688		72.58	7.572	11:30:34.449
8 -	36.756	77.3	51.181	73.7	27.166	112.7	1:55.103		76.10	1.987	11:32:29.552
9 -	36.577	80.0	51.045	71.1	27.241	112.4	1:54.863		76.26	1.747	11:34:24.415
10 -	36.269	76.6	50.528	72.5	27.230	110.1	1:54.027		76.82	0.911	11:36:18.442
11 -	37.482	76.3	51.784	72.0	27.219	113.7	1:56.485		75.20	3.369	11:38:14.927
12 -	***35.913***	82.5	50.252	70.7	26.953	113.7	1:53.118	**(2)**	77.43	0.002	11:40:08.045
13 -	35.937	***82.7***	50.807	70.5	26.840	***116.9***	1:53.584	**(3)**	77.12	0.468	11:42:01.629
14 -	36.095	75.1	51.654	73.5	26.921	114.9	1:54.670		76.39	1.554	11:43:56.299
15 -	36.183	80.7	***50.182***	***74.3***	***26.751***	108.0	***1:53.116***	**(1)**	***77.44***		***11:45:49.415***

Weather / Track : Sunny / Dry

Brands Hatch GP
Circuit Length = 2.4332 miles
Start: 11:14 Flag 11:44 End: 11:46

Sheet No:

Legends of Brands Hatch Superprix

HSCC Jaguar Classic Challenge

QUALIFYING - RACE 5 - SECTOR ANALYSIS

SECTOR 1 = FL to I1, SECTOR 2 = I1 to I2, SECTOR 3 = I2 to FL, DIFF = Difference To Personal Best Lap, P = Crossed Finish Line in Pit Lane, D = Time Disallowed

P12 4 F Tim MOGRIDGE Jaguar E Type

IDEAL LAP TIME : 1:54.818 BEST LAP TIME : 1:55.030 DIFFERENCE : 0.212

LAP	SECTOR 1		SECTOR 2		SECTOR 3		LAP TIME		MPH	DIFF	TIME OF DAY
1 -	OUTLAP	82.4	55.302	71.3	28.195	102.1	2:05.718		69.67	10.688	11:16:28.468
2 -	36.612	***85.3***	52.222	73.5	27.654	102.1	1:56.488	**(2)**	75.19	1.458	11:18:24.956
3 -	***36.007***	84.7	***51.327***	75.2	27.696	104.0	***1:55.030***	**(1)**	***76.15***		***11:20:19.986***
4 -	37.087	84.0	52.431	***75.7***	27.654	***104.5***	1:57.172		74.76	2.142	11:22:17.158
5 -	36.033	81.5	53.881	67.3	28.027	101.6	1:57.941		74.27	2.911	11:24:15.099
6 -	36.364	78.7	54.107	71.3	***27.484***	101.6	1:57.955		74.26	2.925	11:26:13.054
7 -	36.158	82.0	51.936	75.2	28.436	99.8	1:56.530	**(3)**	75.17	1.500	11:28:09.584
8 -	36.347	76.4	54.315	74.8	27.642	99.8	1:58.304		74.04	3.274	11:30:07.888
9 -	37.092	80.8	53.207	69.3	28.568	98.1	1:58.867		73.69	3.837	11:32:06.755

P13 144 E P. POCHCIOL / G. POCHCIOL Jaguar E-type

IDEAL LAP TIME : 1:55.050 BEST LAP TIME : 1:55.498 DIFFERENCE : 0.448

LAP	SECTOR 1		SECTOR 2		SECTOR 3		LAP TIME		MPH	DIFF	TIME OF DAY
1 -	OUTLAP	77.7	56.545	61.0	31.556	106.1	2:11.247		66.74	15.749	11:17:20.903
2 -	37.503	80.6	54.000	72.1	28.482	110.7	1:59.985		73.00	4.487	11:19:20.888
3 -	37.486	84.2	53.663	***72.6***	28.083	112.0	1:59.232		73.46	3.734	11:21:20.120
4 -	37.051	84.4	53.351	66.2	27.805	112.2	1:58.207		74.10	2.709	11:23:18.327
5 -	36.774	78.3	52.389	70.1	27.367	112.4	1:56.530		75.17	1.032	11:25:14.857
6 -	36.801	81.8	52.876	71.3	IN PIT		4:27.231	**P**	32.78	2:31.733	11:29:42.088
7 -	OUTLAP	77.3	53.769	64.2	27.231	107.2	2:02.032		71.78	6.534	11:31:44.120
8 -	37.868	79.7	53.154	65.1	26.950	110.0	1:57.972		74.25	2.474	11:33:42.092
9 -	36.950	***87.8***	53.741	68.6	***26.664***	111.2	1:57.355		74.64	1.857	11:35:39.447
10 -	36.945	81.4	52.239	70.9	28.836	110.3	1:58.020		74.22	2.522	11:37:37.467
11 -	36.820	77.4	52.098	66.9	26.831	115.5	1:55.749	**(3)**	75.67	0.251	11:39:33.216
12 -	36.892	77.4	***51.798***	67.0	26.808	***116.3***	***1:55.498***	**(1)**	***75.84***		***11:41:28.714***
13 -	36.929	75.9	52.028	67.5	26.768	115.3	1:55.725	**(2)**	75.69	0.227	11:43:24.439
14 -	***36.588***	78.0	52.103	71.4	27.350	109.6	1:56.041		75.48	0.543	11:45:20.480

P14 68 A Marc GORDON Jaguar XK150

IDEAL LAP TIME : 1:55.986 BEST LAP TIME : 1:56.144 DIFFERENCE : 0.158

LAP	SECTOR 1		SECTOR 2		SECTOR 3		LAP TIME		MPH	DIFF	TIME OF DAY
1 -	OUTLAP	76.5	56.634	58.2	32.023	99.2	2:12.658		66.03	16.514	11:17:19.554
2 -	38.507	79.8	55.628	68.4	28.864	105.1	2:02.999		71.21	6.855	11:19:22.553
3 -	37.789	82.4	53.821	72.7	28.089	108.2	1:59.699		73.18	3.555	11:21:22.252
4 -	37.321	81.1	52.925	***74.2***	28.328	107.0	1:58.574		73.87	2.430	11:23:20.826
5 -	37.397	80.7	52.979	70.8	27.663	107.8	1:58.039		74.21	1.895	11:25:18.865
6 -	37.358	80.5	52.568	70.2	27.802	107.3	1:57.728		74.40	1.584	11:27:16.593
7 -	36.939	***86.3***	53.284	71.7	28.083	106.6	1:58.306		74.04	2.162	11:29:14.899
8 -	36.722	84.7	52.192	70.4	27.744	107.3	1:56.658	**(2)**	75.08	0.514	11:31:11.557
9 -	36.667	83.7	53.263	69.1	27.680	107.3	1:57.610		74.48	1.466	11:33:09.167
10 -	***36.596***	83.6	***51.923***	71.6	27.625	108.0	***1:56.144***	**(1)**	***75.42***		***11:35:05.311***
11 -	36.941	83.4	52.742	71.1	***27.467***	***108.4***	1:57.150	**(3)**	74.77	1.006	11:37:02.461
12 -	37.252	78.9	1:01.922	68.1	29.354	102.9	2:08.528		68.15	12.384	11:39:10.989
13 -	37.001	82.7	52.455	69.9	27.943	101.9	1:57.399		74.61	1.255	11:41:08.388
14 -	39.344	67.7	57.123	67.3	31.743	81.4	2:08.210		68.32	12.066	11:43:16.598

P15 15 E P. CASTALDINI / M. CASTALDINI Jaguar E-type

IDEAL LAP TIME : 1:57.871 BEST LAP TIME : 1:58.369 DIFFERENCE : 0.498

LAP	SECTOR 1		SECTOR 2		SECTOR 3		LAP TIME		MPH	DIFF	TIME OF DAY
1 -	OUTLAP	67.8	54.870	61.2	29.635	106.1	2:08.182		68.33	9.813	11:16:39.891
2 -	37.592	81.7	53.854	68.2	28.751	109.4	2:00.197		72.87	1.828	11:18:40.088
3 -	37.534	79.4	54.750	68.4	28.368	108.2	2:00.652		72.60	2.283	11:20:40.740
4 -	37.910	77.8	54.554	65.6	IN PIT		3:49.901	**P**	38.10	1:51.532	11:24:30.641
5 -	OUTLAP	79.4	54.779	65.7	28.105	106.8	2:06.013		69.51	7.644	11:26:36.654

Weather / Track : Sunny / Dry

Brands Hatch GP
Circuit Length = 2.4332 miles
Start: 11:14 Flag 11:44 End: 11:46

Sheet No:

Legends of Brands Hatch Superprix

HSCC Jaguar Classic Challenge

QUALIFYING - RACE 5 - SECTOR ANALYSIS

SECTOR 1 = FL to I1, SECTOR 2 = I1 to I2, SECTOR 3 = I2 to FL, DIFF = Difference To Personal Best Lap, P = Crossed Finish Line in Pit Lane, D = Time Disallowed

6 -	37.232	***86.5***	***53.492***	69.7	27.849	108.0	1:58.573	**(2)**	73.87	0.204	11:28:35.227
7 -	37.556	81.8	55.125	69.5	27.954	107.5	2:00.635		72.61	2.266	11:30:35.862
8 -	37.285	83.2	54.110	69.6	28.208	108.4	1:59.603		73.24	1.234	11:32:35.465
9 -	41.362	70.4	1:01.212	60.9	29.542	108.0	2:12.116		66.30	13.747	11:34:47.581
10 -	39.446	52.8	55.865	71.6	28.130	108.5	2:03.441		70.96	5.072	11:36:51.022
11 -	37.666	84.2	55.447	64.0	IN PIT		3:05.811	**P**	47.14	1:07.442	11:39:56.833
12 -	OUTLAP	77.1	54.194	***72.3***	27.975	109.4	2:03.217		71.09	4.848	11:42:00.050
13 -	37.346	80.3	54.064	72.0	27.860	107.7	1:59.270	**(3)**	73.44	0.901	11:43:59.320
14 -	***36.771***	80.1	53.990	68.8	***27.608***	***109.6***	***1:58.369***	**(1)**	***74.00***		***11:45:57.689***

P16 30 C C. BALL / N. BALL Jaguar D-type

IDEAL LAP TIME : 1:59.572 BEST LAP TIME : 2:01.243 DIFFERENCE : 1.671

LAP	SECTOR 1		SECTOR 2		SECTOR 3		LAP TIME		MPH	DIFF	TIME OF DAY
1 -	OUTLAP	75.7	56.038	69.9	***28.019***	101.8	2:09.044		67.88	7.801	11:16:55.758
2 -	38.190	82.4	54.507	69.9	28.726	106.0	2:01.423	**(2)**	72.14	0.180	11:18:57.181
3 -	***37.569***	74.2	56.235	63.5	28.390	***109.1***	2:02.194	**(3)**	71.68	0.951	11:20:59.375
4 -	38.015	***82.8***	56.009	***71.1***	29.739	97.2	2:03.763		70.77	2.520	11:23:03.138
5 -	38.265	77.4	56.458	63.1	IN PIT		5:00.291	**P**	29.17	2:59.048	11:28:03.429
6 -	OUTLAP	69.6	1:00.672	63.1	30.248	97.3	2:12.781		65.97	11.538	11:30:16.210
7 -	38.611	76.0	55.307	66.5	28.620	101.3	2:02.538		71.48	1.295	11:32:18.748
8 -	38.953	75.5	***53.984***	68.8	28.306	96.8	***2:01.243***	**(1)**	***72.25***		***11:34:19.991***

P17 130 I SALISBURY / DOWD Jaguar Mk1

IDEAL LAP TIME : 2:04.728 BEST LAP TIME : 2:05.330 DIFFERENCE : 0.602

LAP	SECTOR 1		SECTOR 2		SECTOR 3		LAP TIME		MPH	DIFF	TIME OF DAY
1 -	OUTLAP	65.0	1:05.748	53.4	35.483	83.3	2:27.591		59.35	22.261	11:17:21.406
2 -	43.342	65.9	1:04.928	57.6	32.983	90.0	2:21.253		62.01	15.923	11:19:42.659
3 -	41.444	68.1	1:02.331	58.4	31.786	97.9	2:15.561		64.61	10.231	11:21:58.220
4 -	40.290	69.3	1:00.773	59.8	31.165	98.1	2:12.228		66.24	6.898	11:24:10.448
5 -	40.449	71.5	1:00.940	61.6	30.477	98.2	2:11.866		66.42	6.536	11:26:22.314
6 -	39.840	74.3	59.647	64.3	30.512	97.8	2:09.999	**(2)**	67.38	4.669	11:28:32.313
7 -	40.072	71.2	1:00.695	64.4	30.131	98.5	2:10.898	**(3)**	66.92	5.568	11:30:43.211
8 -	40.092	70.9	1:00.543	62.8	IN PIT		3:28.080	**P**	42.09	1:22.750	11:34:11.291
9 -	OUTLAP	73.9	***56.410***	69.1	30.735	95.1	2:09.039		67.88	3.709	11:36:20.330
10 -	39.049	***75.8***	56.608	***69.6***	***29.673***	***98.8***	***2:05.330***	**(1)**	***69.89***		***11:38:25.660***

P18 23 I COPE / STOATE Jaguar S-type

IDEAL LAP TIME : 2:02.764 BEST LAP TIME : 2:05.466 DIFFERENCE : 2.702

LAP	SECTOR 1		SECTOR 2		SECTOR 3		LAP TIME		MPH	DIFF	TIME OF DAY
1 -	OUTLAP	76.0	58.598	63.1	29.828	102.1	2:13.336		65.69	7.870	11:17:05.250
2 -	40.267	72.1	56.104	65.8	***29.095***	105.1	***2:05.466***	**(1)**	***69.81***		***11:19:10.716***
3 -	39.223	***77.8***	57.503	***68.5***	29.135	***106.5***	2:05.861	**(2)**	69.59	0.395	11:21:16.577
4 -	***38.761***	75.2	***54.908***	63.5	IN PIT		4:25.928	**P**	32.94	2:20.462	11:25:42.505
5 -	OUTLAP	67.1	1:03.544	56.9	30.966	98.1	2:19.355		62.85	13.889	11:28:01.860
6 -	41.305	67.3	1:00.909	62.4	32.006	90.4	2:14.220		65.26	8.754	11:30:16.080
7 -	41.949	64.2	1:00.460	61.7	31.490	88.5	2:13.899		65.42	8.433	11:32:29.979
8 -	41.969	69.2	1:00.451	60.3	31.656	90.9	2:14.076		65.33	8.610	11:34:44.055
9 -	42.740	57.7	1:00.581	65.9	30.581	93.2	2:13.902		65.41	8.436	11:36:57.957
10 -	41.497	67.8	1:00.481	62.8	30.973	97.3	2:12.951		65.88	7.485	11:39:10.908
11 -	40.992	69.1	59.422	64.2	30.906	94.9	2:11.320		66.70	5.854	11:41:22.228
12 -	40.987	70.3	58.771	67.5	30.458	95.1	2:10.216	**(3)**	67.27	4.750	11:43:32.444
13 -	40.403	67.8	58.864	64.8	31.267	92.4	2:10.534		67.10	5.068	11:45:42.978

P19 16 A FLEET / KEITH-LUCAS Jaguar XK140

IDEAL LAP TIME : 2:08.017 BEST LAP TIME : 2:08.017 DIFFERENCE : 0.000

LAP	SECTOR 1		SECTOR 2		SECTOR 3		LAP TIME		MPH	DIFF	TIME OF DAY
1 -	OUTLAP	65.3	1:06.198	60.2	33.024	89.3	2:28.579		58.95	20.562	11:17:32.732
2 -	43.061	68.7	1:03.953	***63.4***	32.733	82.5	2:19.747		62.68	11.730	11:19:52.479

Weather / Track : Sunny / Dry

Brands Hatch GP
Circuit Length = 2.4332 miles
Start: 11:14 Flag 11:44 End: 11:46

Sheet No:

Legends of Brands Hatch Superprix

HSCC Jaguar Classic Challenge

QUALIFYING - RACE 5 - SECTOR ANALYSIS

SECTOR 1 = FL to I1, SECTOR 2 = I1 to I2, SECTOR 3 = I2 to FL, DIFF = Difference To Personal Best Lap, P = Crossed Finish Line in Pit Lane, D = Time Disallowed

3 -	44.518	68.8	1:02.310	62.5	32.018	92.3	2:18.846		63.09	10.829	11:22:11.325
4 -	42.178	54.5	1:05.168	62.7	IN PIT		4:46.088	**P**	30.61	2:38.071	11:26:57.413
5 -	OUTLAP	66.6	1:03.007	60.1	31.559	89.9	2:26.201		59.91	18.184	11:29:23.614
6 -	42.699	68.1	1:01.015	58.2	31.555	92.1	2:15.269		64.75	7.252	11:31:38.883
7 -	40.529	69.9	59.853	59.2	30.786	91.5	2:11.168		66.78	3.151	11:33:50.051
8 -	40.347	66.0	58.598	59.7	30.531	92.9	2:09.476	**(2)**	67.65	1.459	11:35:59.527
9 -	***39.279***	***71.4***	***58.256***	61.9	***30.482***	***93.3***	***2:08.017***	**(1)**	***68.42***		***11:38:07.544***
10 -	40.162	68.4	58.814	61.0	30.823	91.1	2:09.799	**(3)**	67.48	1.782	11:40:17.343
11 -	43.502	62.1	1:05.735	51.9	35.693	73.2	2:24.930		60.44	16.913	11:42:42.273
12 -	47.050	53.6	1:10.749	51.9	32.022	81.5	2:29.821		58.46	21.804	11:45:12.094

P20 150 A **Ch. KEITH-LUCAS / Cl. KEITH-LUCAS** Jaguar XK150

IDEAL LAP TIME : 2:08.412 BEST LAP TIME : 2:08.518 DIFFERENCE : 0.106

LAP	SECTOR 1		SECTOR 2		SECTOR 3		LAP TIME		MPH	DIFF	TIME OF DAY
1 -	OUTLAP	70.4	1:04.251	49.1	34.308	93.0	2:23.039		61.24	14.521	11:17:20.951
2 -	***39.604***	***74.9***	***57.858***	62.8	31.056	91.3	***2:08.518***	**(1)**	***68.16***		***11:19:29.469***
3 -	40.110	74.8	58.851	61.0	***30.950***	94.3	2:09.911	**(2)**	67.42	1.393	11:21:39.380
4 -	40.027	74.5	1:00.329	48.2	IN PIT		18:09.173	**P**	8.04	16:00.655	11:39:48.553
5 -	OUTLAP	69.0	1:02.273	56.6	31.273	***98.5***	2:22.004		61.68	13.486	11:42:10.557
6 -	40.730	69.3	58.940	***63.5***	31.145	97.1	2:10.815	**(3)**	66.96	2.297	11:44:21.372

Weather / Track : Sunny / Dry

Brands Hatch GP
Circuit Length = 2.4332 miles
Start: 11:14 Flag 11:44 End: 11:46

Sheet No:

Legends of Brands Hatch Superprix

HSCC Jaguar Classic Challenge

QUALIFYING - RACE 5 - BEST SECTORS

	SECTOR 1			SECTOR 2			SECTOR 3			IDEAL / BEST COMPARISON					
POS	NO	NAME	TIME	NO	NAME	TIME	NO	NAME	TIME	POS	NO	NAME	IDEAL	BEST	DIFF
												PERFECT LAP	1:46.153		
1	11	FARRELL / COYNE	33.886	94	PEARSON	47.388	94	PEARSON	24.879	1	94		1:46.157	1:46.283	0.126
2	94	PEARSON	33.890	10	BUTLER / RICH	47.954	145	SHORT	25.027	2	145		1:47.251	1:47.251	0.000
3	145	SHORT	33.926	55	MELLING / MINSHA	48.075	10	BUTLER / RICH	25.360	3	10		1:47.336	1:47.471	0.135
4	10	BUTLER / RICH	34.022	145	SHORT	48.298	11	FARRELL / COYNE	25.668	4	11		1:47.914	1:47.973	0.059
5	55	MELLING / MINSHA	34.181	11	FARRELL / COYNE	48.360	72	BOOT	25.773	5	55		1:48.137	1:48.354	0.217
6	71	GAYE / REID	34.769	72	BOOT	49.311	71	GAYE / REID	25.838	6	72		1:49.949	1:50.048	0.099
7	72	BOOT	34.865	36	RUSSELL / JARDIN	49.493	36	RUSSELL / JARDIN	25.879	7	36		1:50.330	1:51.089	0.759
8	36	RUSSELL / JARDIN	34.958	9	EASTICK	50.182	55	MELLING / MINSHA	25.881	8	71		1:50.831	1:51.243	0.412
9	28	ELLORY / HOOKER	35.404	28	ELLORY / HOOKER	50.195	20	FREIDRICHS	26.523	9	20		1:52.302	1:52.796	0.494
10	20	FREIDRICHS	35.579	20	FREIDRICHS	50.200	144	P. POCHCIOL / G. F	26.664	10	28		1:52.459	1:52.459	0.000
11	9	EASTICK	35.913	71	GAYE / REID	50.224	9	EASTICK	26.751	11	9		1:52.846	1:53.116	0.270
12	4	MOGRIDGE	36.007	4	MOGRIDGE	51.327	28	ELLORY / HOOKER	26.860	12	4		1:54.818	1:55.030	0.212
13	144	P. POCHCIOL / G. F	36.588	144	P. POCHCIOL / G. F	51.798	68	GORDON	27.467	13	144		1:55.050	1:55.498	0.448
14	68	GORDON	36.596	68	GORDON	51.923	4	MOGRIDGE	27.484	14	68		1:55.986	1:56.144	0.158
15	15	P. CASTALDINI / M	36.771	15	P. CASTALDINI / M	53.492	15	P. CASTALDINI / M	27.608	15	15		1:57.871	1:58.369	0.498
16	30	C. BALL / N. BALL	37.569	30	C. BALL / N. BALL	53.984	30	C. BALL / N. BALL	28.019	16	30		1:59.572	2:01.243	1.671
17	130	SALISBURY / DOW	38.645	23	COPE / STOATE	54.908	23	COPE / STOATE	29.095	17	23		2:02.764	2:05.466	2.702
18	23	COPE / STOATE	38.761	130	SALISBURY / DOW	56.410	130	SALISBURY / DOW	29.673	18	130		2:04.728	2:05.330	0.602
19	16	FLEET / KEITH-LUC	39.279	150	Ch. KEITH-LUCAS /	57.858	16	FLEET / KEITH-LUC	30.482	19	16		2:08.017	2:08.017	0.000
20	150	Ch. KEITH-LUCAS /	39.604	16	FLEET / KEITH-LUC	58.256	150	Ch. KEITH-LUCAS /	30.950	20	150		2:08.412	2:08.518	0.106

Weather / Track : Sunny / Dry

Brands Hatch GP
Circuit Length = 2.4332 miles
Start: 11:14 Flag 11:44 End: 11:46

Results can be found at www.tsl-timing.com

Printed - 11:46 Saturday, 29 June 2019

Sheet No:

Legends of Brands Hatch Superprix

HSCC Jaguar Classic Challenge

QUALIFYING - RACE 5 - BEST SPEEDS

	INTERMEDIATE 1			INTERMEDIATE 2			FINISH LINE		
POS	NO	NAME	MPH	NO	NAME	MPH	NO	NAME	MPH
1	94	PEARSON	93.5	10	BUTLER / RICH	80.8	94	PEARSON	124.2
2	145	SHORT	92.3	11	FARRELL / COYNE	79.3	72	BOOT	123.1
3	72	BOOT	91.9	36	RUSSELL / JARDINE	78.7	10	BUTLER / RICH	121.5
4	10	BUTLER / RICH	91.8	55	MELLING / MINSHAW	78.5	145	SHORT	121.1
5	11	FARRELL / COYNE	91.4	145	SHORT	76.6	71	GAYE / REID	118.1
6	36	RUSSELL / JARDINE	90.8	4	MOGRIDGE	75.7	36	RUSSELL / JARDINE	117.3
7	55	MELLING / MINSHAW	89.8	72	BOOT	75.6	9	EASTICK	116.9
8	71	GAYE / REID	89.5	28	ELLORY / HOOKER	75.5	144	P. POCHCIOL / G. POCHCIOL	116.3
9	28	ELLORY / HOOKER	88.4	94	PEARSON	74.6	20	FREIDRICHS	115.9
10	144	P. POCHCIOL / G. POCHCIOL	87.8	9	EASTICK	74.3	11	FARRELL / COYNE	115.5
11	20	FREIDRICHS	86.5	68	GORDON	74.2	55	MELLING / MINSHAW	113.5
12	15	P. CASTALDINI / M. CASTALDIN	86.5	20	FREIDRICHS	73.9	28	ELLORY / HOOKER	111.6
13	68	GORDON	86.3	71	GAYE / REID	72.6	15	P. CASTALDINI / M. CASTALDIN	109.6
14	4	MOGRIDGE	85.3	144	P. POCHCIOL / G. POCHCIOL	72.6	30	C. BALL / N. BALL	109.1
15	30	C. BALL / N. BALL	82.8	15	P. CASTALDINI / M. CASTALDIN	72.3	68	GORDON	108.4
16	9	EASTICK	82.7	30	C. BALL / N. BALL	71.1	23	COPE / STOATE	106.5
17	23	COPE / STOATE	77.8	130	SALISBURY / DOWD	69.6	4	MOGRIDGE	104.5
18	130	SALISBURY / DOWD	75.8	23	COPE / STOATE	68.5	130	SALISBURY / DOWD	98.8
19	150	Ch. KEITH-LUCAS / Cl. KEITH-LU	74.9	150	Ch. KEITH-LUCAS / Cl. KEITH-LU	63.5	150	Ch. KEITH-LUCAS / Cl. KEITH-LU	98.5
20	16	FLEET / KEITH-LUCAS	71.4	16	FLEET / KEITH-LUCAS	63.4	16	FLEET / KEITH-LUCAS	93.3

Weather / Track : Sunny / Dry

Brands Hatch GP
Circuit Length = 2.4332 miles
Start: 11:14 Flag 11:44 End: 11:46

Results can be found at www.tsl-timing.com

Printed - 11:48 Saturday, 29 June 2019

Sheet No:

Legends of Brands Hatch Superprix

HSCC Jaguar Classic Challenge

QUALIFYING - RACE 5 - STATISTICS

Competitors Started	20
Planned Start	2019-06-29 @ 11:05:00.000
Actual Start	2019-06-29 @ 11:14:08.644
Finish Time	2019-06-29 @ 11:44:11.746
Track Length	2.4332mi.
Total Laps	225
Total Distance Covered	547.4901mi.

Session Fastest Lap History

NO	CL	NAME	LAP TIME	TIME OF DAY	LAP	VEHICLE
10	E	**BUTLER / RICH**	**1:49.948**	11:18:02.992	2	Jaguar E-type
145	E	**Ben SHORT**	**1:48.732**	11:18:09.619	2	Jaguar E-type
94	E	**Gary PEARSON**	**1:47.909**	11:18:13.559	2	Jaguar E-type
145	E	**Ben SHORT**	**1:47.251**	11:19:56.869	3	Jaguar E-type
94	E	**Gary PEARSON**	**1:46.910**	11:23:35.475	5	Jaguar E-type
94	E	**Gary PEARSON**	**1:46.879**	11:33:41.959	8	Jaguar E-type
94	E	**Gary PEARSON**	**1:46.283**	11:35:28.245	9	Jaguar E-type

Flag History

TYPE	TIME OF DAY
GREEN	11:14:08.644
FINISH	11:44:11.746

Flag Statistics

TYPE	COUNT	TOTAL LAPS	TOTAL TIME
Green	1	16	32:01.255
Red	0	0	0.000
Safety Car	0	0	0.000
FCY	0	0	0.000

Brands Hatch GP
Circuit Length = 2.4332 miles
Start: 11:14 Flag 11:44 End: 11:46

Weather / Track : Sunny / Dry

These results are provisional until the conclusion of any judicial and technical matters.

Clerk Of Course : Julian Floyd		Timekeeper : Nick Palmer

Sheet No:

Legends of Brands Hatch Superprix

HSCC Jaguar Classic Challenge

QUALIFYING - RACE 5 - STATISTICS

CLASS : C 3 Starters

Fastest Lap History

NO	NAME	LAP TIME	TIME OF DAY	LAP	VEHICLE
20	**Rudi FREIDRICHS**	**1:52.796**	11:18:20.904	2	Jaguar C-Type

Brands Hatch GP
Circuit Length = 2.4332 miles
Start: 11:14 Flag 11:44 End: 11:46

Weather / Track : Sunny / Dry

These results are provisional until the conclusion of any judicial and technical matters.

Clerk Of Course : Julian Floyd		Timekeeper : Nick Palmer

Sheet No:

Legends of Brands Hatch Superprix

HSCC Jaguar Classic Challenge

QUALIFYING - RACE 5 - STATISTICS

CLASS : E 8 Starters

Fastest Lap History

NO	NAME	LAP TIME	TIME OF DAY	LAP	VEHICLE
10	**BUTLER / RICH**	**1:49.948**	11:18:02.992	2	Jaguar E-type
145	**Ben SHORT**	**1:48.732**	11:18:09.619	2	Jaguar E-type
94	**Gary PEARSON**	**1:47.909**	11:18:13.559	2	Jaguar E-type
145	**Ben SHORT**	**1:47.251**	11:19:56.869	3	Jaguar E-type
94	**Gary PEARSON**	**1:46.910**	11:23:35.475	5	Jaguar E-type
94	**Gary PEARSON**	**1:46.879**	11:33:41.959	8	Jaguar E-type
94	**Gary PEARSON**	**1:46.283**	11:35:28.245	9	Jaguar E-type

Brands Hatch GP
Circuit Length = 2.4332 miles
Start: 11:14 Flag 11:44 End: 11:46

Weather / Track : Sunny / Dry

These results are provisional until the conclusion of any judicial and technical matters.

Clerk Of Course : Julian Floyd		Timekeeper : Nick Palmer

Sheet No:

Legends of Brands Hatch Superprix

HSCC Jaguar Classic Challenge

QUALIFYING - RACE 5 - STATISTICS

CLASS : F 4 Starters

Fastest Lap History

NO	NAME	LAP TIME	TIME OF DAY	LAP	VEHICLE
4	**Tim MOGRIDGE**	**1:56.488**	11:18:24.973	2	Jaguar E Type
36	**RUSSELL / JARDINE**	**1:55.655**	11:18:36.319	2	Jaguar E-type
4	**Tim MOGRIDGE**	**1:55.030**	11:20:20.003	3	Jaguar E Type
36	**RUSSELL / JARDINE**	**1:53.246**	11:20:29.566	3	Jaguar E-type
36	**RUSSELL / JARDINE**	**1:51.732**	11:22:21.296	4	Jaguar E-type
36	**RUSSELL / JARDINE**	**1:51.089**	11:26:04.567	6	Jaguar E-type
11	**FARRELL / COYNE**	**1:49.283**	11:32:04.721	7	Jaguar E-type
11	**FARRELL / COYNE**	**1:47.973**	11:33:52.696	8	Jaguar E-type

Brands Hatch GP
Circuit Length = 2.4332 miles
Start: 11:14 Flag 11:44 End: 11:46

Weather / Track : Sunny / Dry

These results are provisional until the conclusion of any judicial and technical matters.

Clerk Of Course : Julian Floyd		Timekeeper : Nick Palmer

Sheet No:

Legends of Brands Hatch Superprix

HSCC Jaguar Classic Challenge

QUALIFYING - RACE 5 - STATISTICS

CLASS : I 2 Starters

Fastest Lap History

NO	NAME	LAP TIME	TIME OF DAY	LAP	VEHICLE
23	**COPE / STOATE**	**2:05.466**	11:19:10.760	2	Jaguar S-type
130	**SALISBURY / DOWD**	**2:05.330**	11:38:25.689	10	Jaguar Mk1

Brands Hatch GP
Circuit Length = 2.4332 miles
Start: 11:14 Flag 11:44 End: 11:46

Weather / Track : Sunny / Dry

These results are provisional until the conclusion of any judicial and technical matters.

Clerk Of Course : Julian Floyd		Timekeeper : Nick Palmer

Sheet No:

Legends of Brands Hatch Superprix

HSCC Jaguar Classic Challenge

QUALIFYING - RACE 5 - STATISTICS

CLASS : A 3 Starters

Fastest Lap History

NO	NAME	LAP TIME	TIME OF DAY	LAP	VEHICLE
68	**Marc GORDON**	**2:02.999**	11:19:22.563	2	Jaguar XK150
68	**Marc GORDON**	**1:59.699**	11:21:22.262	3	Jaguar XK150
68	**Marc GORDON**	**1:58.574**	11:23:20.837	4	Jaguar XK150
68	**Marc GORDON**	**1:58.039**	11:25:18.875	5	Jaguar XK150
68	**Marc GORDON**	**1:57.728**	11:27:16.603	6	Jaguar XK150
68	**Marc GORDON**	**1:56.658**	11:31:11.567	8	Jaguar XK150
68	**Marc GORDON**	**1:56.144**	11:35:05.321	10	Jaguar XK150

Brands Hatch GP
Circuit Length = 2.4332 miles
Start: 11:14 Flag 11:44 End: 11:46

Weather / Track : Sunny / Dry

These results are provisional until the conclusion of any judicial and technical matters.

Clerk Of Course : Julian Floyd		Timekeeper : Nick Palmer

Sheet No:

Legends of Brands Hatch Superprix

HSCC Jaguar Classic Challenge

RACE 5 - GRID (60 minutes)

ROW 10	19	16	FLEET / KEITH-LUCAS	2:08.017	20	150	Ch. KEITH-LUCAS / Cl. KEITH-LUCAS	2:08.518
ROW 9	17	130	SALISBURY / DOWD	2:05.330	18	23	COPE / STOATE	2:05.466
ROW 8	15	15	P. CASTALDINI / M. CASTALDINI	1:58.369	16	30	C. BALL / N. BALL	2:01.243
ROW 7	13	144	P. POCHCIOL / G. POCHCIOL	1:55.498	14	68	Marc GORDON	1:56.144
ROW 6	11	9	Ben EASTICK	1:53.116	12	4	Tim MOGRIDGE	1:55.030
ROW 5	9	28	ELLORY / HOOKER	1:52.459	10	20	Rudi FREIDRICHS	1:52.796
ROW 4	7	36	RUSSELL / JARDINE	1:51.089	8	71	GAYE / REID	1:51.243
ROW 3	5	55	MELLING / MINSHAW	1:48.354	6	72	Jamie BOOT	1:50.048
ROW 2	3	10	BUTLER / RICH	1:47.471	4	11	FARRELL / COYNE	1:47.973
ROW 1	1	94	Gary PEARSON	1:46.283	2	145	Ben SHORT	1:47.251
			Pole					

Brands Hatch GP
Circuit Length = 2.4332 miles

These results are provisional until the conclusion of any judicial and technical matters.

Clerk Of Course :		Timekeeper : Nick Palmer

Results can be found at www.tsl-timing.com

Printed - 11:47 Saturday, 29 June 2019

Sheet No:

Legends of Brands Hatch Superprix

HSCC Jaguar Classic Challenge

RACE 5 - CLASSIFICATION - AMENDED

POS	NO	CL	PIC	NAME	ENTRY	LAPS	TIME	GAP	DIFF	MPH	BEST	ON
1	**94**	E	1	Gary PEARSON	Jaguar E-type	**33**	1:01:26.704			78.41	**1:47.285**	10
2	**145**	E	2	Ben SHORT	Jaguar E-type	**33**	1:02:27.622	**1:00.918**	1:00.918	77.13	**1:46.972**	10
3	**10 ***	E	3	BUTLER / RICH	Jaguar E-type	**33**	1:02:28.833	**1:02.129**	1.211	77.11	**1:48.371**	5
4	**72**	E	4	Jamie BOOT	Jaguar E-type	**33**	1:03:00.063	**1:33.359**	31.230	76.47	**1:50.488**	24
5	**36**	F	1	RUSSELL / JARDINE	Jaguar E-type	**32**	1:02:45.606	**1 Lap**	1 Lap	74.44	**1:52.588**	14
6	**9**	C	1	Ben EASTICK	Jaguar D-type	**32**	1:02:56.281	**1 Lap**	10.675	74.23	**1:53.509**	28
7	**20**	C	2	Rudi FREIDRICHS	Jaguar C-Type	**32**	1:03:20.119	**1 Lap**	23.838	73.76	**1:53.265**	15
8	**68**	A	1	Marc GORDON	Jaguar XK150	**31**	1:03:00.673	**2 Laps**	1 Lap	71.82	**1:57.120**	4
9	**30**	C	3	C. BALL / N. BALL	Jaguar D-type	**30**	1:01:47.536	**3 Laps**	1 Lap	70.88	**1:54.649**	18
10	**130**	I	1	SALISBURY / DOWD	Jaguar Mk1	**30**	1:03:01.511	**3 Laps**	1:13.975	69.49	**1:59.994**	26
11	**150**	A	2	Ch. KEITH-LUCAS / Cl. KEITH-LUCAS	Jaguar XK150	**28**	1:02:43.336	**5 Laps**	2 Laps	65.17	**2:05.080**	4
12	**16**	A	3	FLEET / KEITH-LUCAS	Jaguar XK140	**27**	1:02:41.300	**6 Laps**	1 Lap	62.88	**2:09.385**	27
				NOT CLASSIFIED								
DNF	**23**	I		COPE / STOATE	Jaguar S-type	**24**	52:46.635	**9 Laps**	3 Laps	66.39	**2:03.318**	11
DNF	**144**	E		P. POCHCIOL / G. POCHCIOL	Jaguar E-type	**18**	37:39.818	**15 Laps**	6 Laps	69.77	**1:56.525**	18
DNF	**15**	F		P. CASTALDINI / M. CASTALDINI	Jaguar E-type	**15**	30:37.294	**18 Laps**	3 Laps	71.51	**2:00.661**	11
DNF	**28**	F		ELLORY / HOOKER	Jaguar E-type	**11**	22:37.402	**22 Laps**	4 Laps	70.98	**2:00.972**	7
DNF	**4**	F		Tim MOGRIDGE	Jaguar E Type	**3**	5:59.063	**30 Laps**	8 Laps	73.18	**1:57.030**	2
DNF	**11**	F		FARRELL / COYNE	Jaguar E-type	**2**	3:43.416	**31 Laps**	1 Lap	78.41	**1:49.666**	2

FASTEST LAP

145	E	Ben SHORT	Jaguar E-type	**10**	1:46.972	81.88 mph	131.78 kph
11	F	FARRELL / COYNE	Jaguar E-type	**2**	1:49.666	79.87 mph	128.55 kph
20	C	Rudi FREIDRICHS	Jaguar C-Type	**15**	1:53.265	77.33 mph	124.46 kph
68	A	Marc GORDON	Jaguar XK150	**4**	1:57.120	74.79 mph	120.36 kph
130	I	SALISBURY / DOWD	Jaguar Mk1	**26**	1:59.994	73.00 mph	117.48 kph

***Car 10 - 5 second penalty - Exceeding track limits.**

Brands Hatch GP
Circuit Length = 2.4332 miles
Start: 15:52 Flag 16:54 End: 16:56

Weather / Track : Sunny / Dry
These results are provisional until the conclusion of any judicial and technical matters.

Clerk Of Course : Julian Floyd		Timekeeper : Nick Palmer

Results can be found at www.tsl-timing.com

Printed - 17:13 Saturday, 29 June 2019

Legends of Brands Hatch Superprix

HSCC Jaguar Classic Challenge

RACE 5 - LAP CHART

LAP 1		@ 15:54:33.412
NO	BEHIND	LAP TIME
94		1:50.964
145	0.287	1:51.251
10	1.695	1:52.659
11	2.786	1:53.750
36	5.734	1:56.698
72	6.531	1:57.495
20	7.519	1:58.483
4	10.307	2:01.271
9	12.969	2:03.933
144	14.083	2:05.047
68	15.940	2:06.904
15	19.256	2:10.220
28	19.795	2:10.759
130	21.105	2:12.069
30	21.346	2:12.310
23	22.687	2:13.651
150	23.154	2:14.118
16	36.364	2:27.328

LAP 2		@ 15:56:20.758
NO	BEHIND	LAP TIME
94		1:47.346
145	1.102	1:48.161
10	3.021	1:48.672
11	5.106	1:49.666
36	12.366	1:53.978
72	12.657	1:53.472
20	15.789	1:55.616
4	19.991	1:57.030
9	22.217	1:56.594
144	24.904	1:58.167
68	28.198	1:59.604
15	34.889	2:02.979
30	35.580	2:01.580
28	37.446	2:04.997
130	39.479	2:05.720
23	41.012	2:05.671
150	41.165	2:05.357
16	1:09.238	2:20.220

LAP 3		@ 15:58:08.501
NO	BEHIND	LAP TIME
94		1:47.743
145	1.258	1:47.899
10	5.715	1:50.437
36	18.567	1:53.944
72	18.845	1:53.931
20	24.013	1:55.967
9	31.464	1:56.990
4	33.010	2:00.762
144	33.801	1:56.640
68	38.609	1:58.154
30	49.067	2:01.230
15	50.456	2:03.310
28	52.582	2:02.879
130	56.068	2:04.332
23	59.359	2:06.090
150	59.567	2:06.145
16	1:40.664	2:19.169

LAP 4		@ 15:59:56.029
NO	BEHIND	LAP TIME
94		1:47.528
145	1.909	1:48.179
10	7.529	1:49.342
36	23.886	1:52.847
72	24.030	1:52.713
20	31.183	1:54.698
9	39.986	1:56.050
144	44.073	1:57.800
68	48.201	1:57.120
30	1:04.654	2:03.115
15	1:05.682	2:02.754
28	1:06.481	2:01.427
130	1:12.874	2:04.334
23	1:16.871	2:05.040
150	1:17.119	2:05.080

LAP 5		@ 16:01:43.577
NO	BEHIND	LAP TIME
94		1:47.548
145	2.200	1:47.839
10	8.352	1:48.371
16	1 Lap	2:19.244
36	29.167	1:52.829
72	29.552	1:53.070
20	37.659	1:54.024
9	48.461	1:56.023
144	55.913	1:59.388
68	1:00.367	1:59.714
30	1:18.517	2:01.411
15	1:19.409	2:01.275
28	1:19.915	2:00.982
130	1:29.618	2:04.292
23	1:34.750	2:05.427
150	1:35.450	2:05.879

Weather / Track : Sunny / Dry

Brands Hatch GP
Circuit Length = 2.4332 miles
Start: 15:52 Flag 16:54 End: 16:56

Legends of Brands Hatch Superprix

HSCC Jaguar Classic Challenge

RACE 5 - LAP CHART

LAP 6		@ 16:03:31.076
NO	BEHIND	LAP TIME
94		1:47.499
145	3.231	1:48.530
10	10.123	1:49.270
72	32.628	1:50.575
36	34.315	1:52.647
20	45.035	1:54.875
9	56.780	1:55.818
16	1 Lap	2:20.255
144	1:07.721	1:59.307
68	1:10.835	1:57.967
30	1:32.280	2:01.262
15	1:34.471	2:02.561
28	1:34.753	2:02.337
130	1:46.088	2:03.969

LAP 7		@ 16:05:19.372
NO	BEHIND	LAP TIME
94		1:48.296
145	2.560	1:47.625
23	1 Lap	2:06.220
150	1 Lap	2:06.433
10	10.588	1:48.761
72	35.581	1:51.249
36	38.612	1:52.593
20	51.664	1:54.925
9	1:04.313	1:55.829
144	1:18.647	1:59.222
68	1:21.616	1:59.077
16	1 Lap	2:18.843
30	1:43.290	1:59.306
28	1:47.429	2:00.972
15	1:47.583	2:01.408

LAP 8		@ 16:07:07.623
NO	BEHIND	LAP TIME
94		1:48.251
145	1.939	1:47.630
10	12.100	1:49.763
130	1 Lap	2:06.877
23	1 Lap	2:05.583
150	1 Lap	2:05.401
72	38.519	1:51.189
36	43.373	1:53.012
20	58.053	1:54.640
9	1:11.464	1:55.402
144	1:30.493	2:00.097
68	1:31.810	1:58.445

LAP 9		@ 16:08:55.525
NO	BEHIND	LAP TIME
94		1:47.902
145	2.878	1:48.841
30	1 Lap	2:01.589
16	2 Laps	2:19.541
10	13.336	1:49.138
15	1 Lap	2:02.462
28	1 Lap	2:03.762
130	1 Lap	2:04.744
23	1 Lap	2:04.961
150	1 Lap	2:05.678
72	41.454	1:50.837
36	48.318	1:52.847
20	1:04.011	1:53.860
9	1:18.290	1:54.728
144	1:42.076	1:59.485
68	1:43.337	1:59.429

LAP 10		@ 16:10:42.810
NO	BEHIND	LAP TIME
94		1:47.285
145	2.565	1:46.972
10	16.145	1:50.094
30	1 Lap	2:00.913
15	1 Lap	2:01.862
28	1 Lap	2:01.159
16	2 Laps	2:19.662
72	45.841	1:51.672
130	1 Lap	2:04.391
36	54.010	1:52.977
23	1 Lap	2:03.595
150	1 Lap	2:06.905
20	1:10.342	1:53.616
9	1:25.545	1:54.540

Weather / Track : Sunny / Dry

Brands Hatch GP
Circuit Length = 2.4332 miles
Start: 15:52 Flag 16:54 End: 16:56

Legends of Brands Hatch Superprix

HSCC Jaguar Classic Challenge

RACE 5 - LAP CHART

LAP 11 @ 16:12:30.628		
NO	BEHIND	LAP TIME
94		1:47.818
145	4.154	1:49.407
144	1 Lap	1:59.074
68	1 Lap	1:59.368
10	17.132	1:48.805
30	1 Lap	2:00.279
15	1 Lap	2:00.844
28	1 Lap	2:02.510
72	49.587	1:51.564
36	59.859	1:53.667
130	1 Lap	2:06.075
23	1 Lap	2:04.426
20	1:16.277	1:53.753
16	2 Laps	2:20.605
150	1 Lap	2:07.739
9	1:31.841	1:54.114

LAP 12 @ 16:14:18.810		
NO	BEHIND	LAP TIME
94		1:48.182
145	4.486	1:48.514
144	1 Lap	1:58.019
68	1 Lap	1:58.190
10	18.425	1:49.475
30	1 Lap	2:00.050
72	53.839	1:52.434
15	1 Lap	2:00.661
28	1 Lap	2:05.618
36	1:05.416	1:53.739
20	1:22.352	1:54.257
130	1 Lap	2:05.367
23	1 Lap	2:03.318
9	1:39.074	1:55.415
150	1 Lap	2:10.666
16	2 Laps	2:17.231

LAP 13 @ 16:16:06.818		
NO	BEHIND	LAP TIME
94		1:48.008
145	5.634	1:49.156
10	20.134	1:49.717
144	1 Lap	1:59.166
68	1 Lap	1:58.755
72	58.233	1:52.402
30	1 Lap	2:00.801
15	1 Lap	2:02.082
36	1:10.982	1:53.574
20	1:28.042	1:53.698
130	1 Lap	2:04.503
23	1 Lap	2:03.662
9	1:45.331	1:54.265

LAP 14 @ 16:17:54.816		
NO	BEHIND	LAP TIME
94		1:47.998
145	7.811	1:50.175
150	2 Laps	2:09.958
10	21.913	1:49.777
16	3 Laps	2:16.754
144	1 Lap	1:59.053
68	1 Lap	1:58.846
72	1:01.422	1:51.187
36	1:15.572	1:52.588
15	1 Lap	2:01.464
20	1:33.452	1:53.408

LAP 15 @ 16:19:43.698		
NO	BEHIND	LAP TIME
94		1:48.882
9	1 Lap	1:55.899
145	8.735	1:49.806
130	2 Laps	2:04.236
23	2 Laps	2:04.233
10	23.137	1:50.106
144	1 Lap	1:58.278
68	1 Lap	1:58.609
16	3 Laps	2:17.717
72	1:03.259	1:50.719
30	2 Laps	3:48.140 **P**
36	1:19.635	1:52.945
15	1 Lap	2:01.133
20	1:37.835	1:53.265

Weather / Track : Sunny / Dry

Brands Hatch GP
Circuit Length = 2.4332 miles
Start: 15:52 Flag 16:54 End: 16:56

Legends of Brands Hatch Superprix

HSCC Jaguar Classic Challenge

RACE 5 - LAP CHART

LAP 16 @ 16:21:32.576

NO	BEHIND	LAP TIME
94		1:48.878
145	9.595	1:49.738
9	1 Lap	1:55.711
130	2 Laps	2:06.031
23	2 Laps	2:05.983
150	3 Laps	4:20.284 **P**
68	1 Lap	1:59.880
72	1:05.950	1:51.569
36	1:24.874	1:54.117
30	2 Laps	2:05.855
20	1:43.704	1:54.747
10	1:46.350	3:12.091 **P**
15	1 Lap	2:02.279

LAP 17 @ 16:23:21.052

NO	BEHIND	LAP TIME
94		1:48.476
145	10.977	1:49.858
9	1 Lap	1:55.387
23	2 Laps	2:05.539
144	2 Laps	3:53.995 **P**
72	1:08.829	1:51.355
16	4 Laps	3:56.895 **P**
36	1:31.101	1:54.703
150	3 Laps	2:26.422
30	2 Laps	2:00.089

LAP 18 @ 16:25:09.389

NO	BEHIND	LAP TIME
94		1:48.337
20	1 Lap	1:54.364
10	1 Lap	1:56.684
130	3 Laps	3:28.938 **P**
68	2 Laps	3:18.711 **P**
144	2 Laps	2:03.786
145	1:38.329	3:15.689 **P**
16	4 Laps	2:19.440

LAP 19 @ 16:26:57.473

NO	BEHIND	LAP TIME
94		1:48.084
30	3 Laps	1:58.767
9	2 Laps	3:20.644 **P**
10	1 Lap	1:53.084
150	4 Laps	2:16.810
130	3 Laps	2:05.340
23	3 Laps	3:28.881 **P**
72	1 Lap	3:14.445 **P**
68	2 Laps	1:59.987
36	1 Lap	3:22.641 **P**
144	2 Laps	1:56.769
20	1 Lap	3:15.868 **P**
145	1:47.413	1:57.168
30	2 Laps	1:57.759
9	1 Lap	1:58.357
10	2:04.041	1:52.820
16	4 Laps	2:12.482
150	3 Laps	2:12.390
130	2 Laps	2:01.355
72	2:39.882	1:53.029
23	2 Laps	2:14.888
68	1 Lap	1:58.828

LAP 20 @ 16:30:10.787

NO	BEHIND	LAP TIME
94		3:13.314 **P**
36	1 Lap	2:04.482
144	2 Laps	1:56.525
20	1 Lap	1:56.578
145	27.183	1:53.084
30	2 Laps	1:54.649
9	1 Lap	1:54.637
10	43.135	1:52.408
16	4 Laps	2:10.233
72	1:17.927	1:51.359
130	2 Laps	2:00.165
150	3 Laps	2:11.246
68	1 Lap	1:57.822

Weather / Track : Sunny / Dry

Brands Hatch GP
Circuit Length = 2.4332 miles
Start: 15:52 Flag 16:54 End: 16:56

Legends of Brands Hatch Superprix

HSCC Jaguar Classic Challenge

RACE 5 - LAP CHART

LAP 21		@ 16:32:02.213
NO	BEHIND	LAP TIME
94		1:51.426
23	3 Laps	2:14.168
36	1 Lap	1:57.279
20	1 Lap	1:54.337
145	28.386	1:52.629
10	45.323	1:53.614
9	1 Lap	1:55.576
30	2 Laps	1:57.617
72	1:18.121	1:51.620
16	4 Laps	2:11.893
130	2 Laps	2:00.144
68	1 Lap	1:59.771
150	3 Laps	2:11.499

LAP 22		@ 16:33:51.507
NO	BEHIND	LAP TIME
94		1:49.294
36	1 Lap	1:57.172
20	1 Lap	1:57.945
23	3 Laps	2:15.502
145	32.061	1:52.969
10	47.846	1:51.817
9	1 Lap	1:53.801
30	2 Laps	1:55.105
72	1:19.831	1:51.004
130	2 Laps	2:00.885
16	4 Laps	2:10.515

LAP 23		@ 16:35:40.793
NO	BEHIND	LAP TIME
94		1:49.286
68	2 Laps	1:58.195
150	4 Laps	2:10.443
36	1 Lap	1:54.834
20	1 Lap	1:57.856
145	37.239	1:54.464
10	50.214	1:51.654
23	3 Laps	2:14.361
9	1 Lap	1:54.356
30	2 Laps	1:55.416
72	1:21.697	1:51.152

LAP 24		@ 16:37:30.965
NO	BEHIND	LAP TIME
94		1:50.172
130	3 Laps	2:00.821
68	2 Laps	1:58.278
16	5 Laps	2:12.073
36	1 Lap	1:55.958
150	4 Laps	2:09.644
145	40.033	1:52.966
20	1 Lap	1:58.496
10	51.741	1:51.699
9	1 Lap	1:54.835
30	2 Laps	2:01.970
23	3 Laps	2:15.146
72	1:22.013	1:50.488

LAP 25		@ 16:39:20.092
NO	BEHIND	LAP TIME
94		1:49.127
130	3 Laps	2:00.932
68	2 Laps	1:58.386
36	1 Lap	1:57.691
145	44.822	1:53.916
16	5 Laps	2:14.148
20	1 Lap	1:59.514
10	54.018	1:51.404
150	4 Laps	2:10.064
9	1 Lap	1:54.594
30	2 Laps	1:58.316
72	1:24.007	1:51.121
23	3 Laps	2:14.430

Weather / Track : Sunny / Dry

Brands Hatch GP
Circuit Length = 2.4332 miles
Start: 15:52 Flag 16:54 End: 16:56

Legends of Brands Hatch Superprix

HSCC Jaguar Classic Challenge

RACE 5 - LAP CHART

LAP 26	@ 16:41:09.887	
NO	BEHIND	LAP TIME
94		1:49.795
130	3 Laps	2:00.335
68	2 Laps	1:57.772
36	1 Lap	1:53.831
145	47.634	1:52.607
10	55.500	1:51.277
20	1 Lap	2:01.281
16	5 Laps	2:12.175
9	1 Lap	1:54.055
150	4 Laps	2:10.419
72	1:25.918	1:51.706
30	2 Laps	1:57.734

LAP 27	@ 16:42:59.363	
NO	BEHIND	LAP TIME
94		1:49.476
23	4 Laps	2:14.150
130	3 Laps	2:00.722
68	2 Laps	1:59.318
145	51.709	1:53.551
36	1 Lap	1:56.153
10	57.609	1:51.585
20	1 Lap	2:00.029
9	1 Lap	1:54.646
72	1:27.531	1:51.089
16	5 Laps	2:11.328
30	2 Laps	2:00.559
150	4 Laps	2:10.313

LAP 28	@ 16:44:49.588	
NO	BEHIND	LAP TIME
94		1:50.225
23	4 Laps	2:11.710
130	3 Laps	2:00.401
68	2 Laps	2:00.810
145	53.341	1:51.857
36	1 Lap	1:55.232
10	58.022	1:50.638
9	1 Lap	1:54.218
20	1 Lap	1:56.881
72	1:28.508	1:51.202
30	2 Laps	2:00.052

LAP 29	@ 16:46:40.196	
NO	BEHIND	LAP TIME
94		1:50.608
16	6 Laps	2:12.802
150	5 Laps	2:09.611
145	54.921	1:52.188
130	3 Laps	1:59.994
10	1:00.651	1:53.237
68	2 Laps	2:01.265
36	1 Lap	1:56.326
9	1 Lap	1:53.509
20	1 Lap	1:57.910
72	1:28.854	1:50.954

LAP 30	@ 16:48:31.855	
NO	BEHIND	LAP TIME
94		1:51.659
30	3 Laps	2:01.817
16	6 Laps	2:12.012
150	5 Laps	2:09.181
145	54.893	1:51.631
10	58.991	1:49.999
36	1 Lap	1:56.435
68	2 Laps	2:00.394
130	3 Laps	2:03.103
9	1 Lap	1:53.611
72	1:28.337	1:51.142
20	1 Lap	1:57.492

Weather / Track : Sunny / Dry

Brands Hatch GP
Circuit Length = 2.4332 miles
Start: 15:52 Flag 16:54 End: 16:56

Legends of Brands Hatch Superprix

HSCC Jaguar Classic Challenge

RACE 5 - LAP CHART

LAP 31	@ 16:50:23.473	
NO	BEHIND	LAP TIME
94		1:51.618
30	3 Laps	1:57.716
16	6 Laps	2:09.717
150	5 Laps	2:08.818
145	56.449	1:53.174
10	58.113	1:50.740
36	1 Lap	1:56.638
68	2 Laps	1:58.162
130	3 Laps	2:00.172
9	1 Lap	1:54.100
72	1:27.270	1:50.551
20	1 Lap	1:58.539

LAP 32	@ 16:52:14.403	
NO	BEHIND	LAP TIME
94		1:50.930
30	3 Laps	1:55.641
10	58.718	1:51.535
145	59.659	1:54.140
16	6 Laps	2:09.633
150	5 Laps	2:08.865
36	1 Lap	1:55.916
68	2 Laps	2:01.306
130	3 Laps	2:00.368
9	1 Lap	1:54.238
72	1:31.181	1:54.841
20	1 Lap	1:59.154

LAP 33	@ 16:54:09.152	
NO	BEHIND	LAP TIME
94		1:54.749
30	3 Laps	1:56.488
10	57.129	1:53.160
145	1:00.918	1:56.008
16	6 Laps	2:09.385
150	5 Laps	2:07.968
36	1 Lap	1:55.313
9	1 Lap	1:54.406
72	1:33.359	1:56.927
68	2 Laps	2:01.606
130	3 Laps	2:00.896
20	1 Lap	2:00.043

Weather / Track : Sunny / Dry

Brands Hatch GP
Circuit Length = 2.4332 miles
Start: 15:52 Flag 16:54 End: 16:56

Legends of Brands Hatch Superprix

HSCC Jaguar Classic Challenge

RACE 5 - SECTOR ANALYSIS

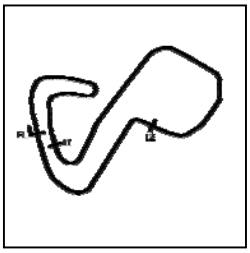

SECTOR 1 = FL to I1, SECTOR 2 = I1 to I2, SECTOR 3 = I2 to FL, DIFF = Difference To Personal Best Lap, P = Crossed Finish Line in Pit Lane, D = Time Disallowed

P1 94 E Gary PEARSON Jaguar E-type

IDEAL LAP TIME : 1:47.016 BEST LAP TIME : 1:47.285 DIFFERENCE : 0.269

LAP	SECTOR 1		SECTOR 2		SECTOR 3		LAP TIME		MPH	DIFF	TIME OF DAY
1 -		92.9	48.294	72.3	25.554	120.6	1:50.964		78.94	3.679	15:54:33.412
2 -	34.284	89.9	48.000	75.1	25.062	122.4	1:47.346	(2)	81.60	0.061	15:56:20.758
3 -	***34.080***	85.9	48.203	74.8	25.460	120.6	1:47.743		81.30	0.458	15:58:08.501
4 -	34.193	91.6	48.134	74.5	25.201	122.4	1:47.528		81.46	0.243	15:59:56.029
5 -	34.262	90.4	48.107	75.0	25.179	***122.6***	1:47.548		81.45	0.263	16:01:43.577
6 -	34.167	92.9	48.185	73.9	25.147	121.1	1:47.499	(3)	81.48	0.214	16:03:31.076
7 -	34.389	89.3	48.506	74.8	25.401	121.1	1:48.296		80.88	1.011	16:05:19.372
8 -	34.700	88.4	48.373	77.7	25.178	119.8	1:48.251		80.92	0.966	16:07:07.623
9 -	34.966	***93.8***	***47.903***	74.6	***25.033***	***122.6***	1:47.902		81.18	0.617	16:08:55.525
10 -	34.236	89.5	47.926	74.5	25.123	***122.6***	***1:47.285***	(1)	***81.65***		***16:10:42.810***
11 -	34.200	86.2	48.508	72.8	25.110	122.2	1:47.818		81.24	0.533	16:12:30.628
12 -	34.504	87.6	48.249	74.2	25.429	121.7	1:48.182		80.97	0.897	16:14:18.810
13 -	34.705	91.9	48.163	75.2	25.140	121.1	1:48.008		81.10	0.723	16:16:06.818
14 -	34.718	88.1	48.017	72.9	25.263	122.0	1:47.998		81.11	0.713	16:17:54.816
15 -	34.614	83.2	48.698	72.9	25.570	121.7	1:48.882		80.45	1.597	16:19:43.698
16 -	34.877	87.6	48.648	***78.2***	25.353	122.4	1:48.878		80.45	1.593	16:21:32.576
17 -	34.749	85.9	48.411	75.0	25.316	120.0	1:48.476		80.75	1.191	16:23:21.052
18 -	34.701	91.4	48.172	72.7	25.464	122.4	1:48.337		80.85	1.052	16:25:09.389
19 -	34.448	87.7	48.304	72.7	25.332	119.4	1:48.084		81.04	0.799	16:26:57.473
20 -	35.073	90.6	48.461	74.7	IN PIT		3:13.314	P	45.31	1:26.029	16:30:10.787
21 -	OUTLAP	86.9	48.583	77.7	25.780	119.8	1:51.426		78.61	4.141	16:32:02.213
22 -	34.926	84.9	48.677	72.6	25.691	117.1	1:49.294		80.14	2.009	16:33:51.507
23 -	34.754	83.7	48.974	73.9	25.558	117.3	1:49.286		80.15	2.001	16:35:40.793
24 -	35.147	80.7	49.120	70.1	25.905	117.7	1:50.172		79.51	2.887	16:37:30.965
25 -	35.087	88.6	48.502	75.6	25.538	120.6	1:49.127		80.27	1.842	16:39:20.092
26 -	35.490	82.0	48.609	75.9	25.696	120.9	1:49.795		79.78	2.510	16:41:09.887
27 -	35.247	84.7	48.796	74.7	25.433	121.1	1:49.476		80.01	2.191	16:42:59.363
28 -	35.247	84.2	49.120	71.1	25.858	115.3	1:50.225		79.47	2.940	16:44:49.588
29 -	35.763	82.6	49.107	71.5	25.738	119.8	1:50.608		79.19	3.323	16:46:40.196
30 -	36.201	88.8	49.479	74.3	25.979	117.5	1:51.659		78.45	4.374	16:48:31.855
31 -	35.846	83.7	49.780	73.5	25.992	116.7	1:51.618		78.48	4.333	16:50:23.473
32 -	35.467	83.3	49.381	72.3	26.082	112.9	1:50.930		78.96	3.645	16:52:14.403
33 -	36.294	81.7	51.275	71.2	27.180	106.5	1:54.749		76.33	7.464	16:54:09.152

P2 10 E BUTLER / RICH Jaguar E-type

IDEAL LAP TIME : 1:48.017 BEST LAP TIME : 1:48.371 DIFFERENCE : 0.354

LAP	SECTOR 1		SECTOR 2		SECTOR 3		LAP TIME		MPH	DIFF	TIME OF DAY
1 -		86.5	48.324	74.9	***25.597***	120.0	1:52.659		77.75	4.288	15:54:35.107
2 -	34.375	90.9	48.636	75.9	25.661	116.3	1:48.672	(2)	80.60	0.301	15:56:23.779
3 -	34.145	90.8	50.415	70.3	25.877	118.3	1:50.437		79.31	2.066	15:58:14.216
4 -	34.511	90.3	49.165	76.6	25.666	118.9	1:49.342		80.11	0.971	16:00:03.558
5 -	34.346	92.8	***48.297***	79.4	25.728	117.7	***1:48.371***	(1)	***80.83***		***16:01:51.929***
6 -	34.705	***93.8***	48.567	80.1	25.998	117.5	1:49.270		80.16	0.899	16:03:41.199
7 -	***34.123***	93.0	48.716	77.4	25.922	118.3	1:48.761	(3)	80.54	0.390	16:05:29.960
8 -	34.174	88.4	49.308	71.3	26.281	117.5	1:49.763		79.80	1.392	16:07:19.723
9 -	34.563	89.0	48.725	76.8	25.850	116.3	1:49.138		80.26	0.767	16:09:08.861
10 -	34.920	87.9	49.091	74.8	26.083	117.1	1:50.094		79.56	1.723	16:10:58.955
11 -	34.304	93.0	48.613	79.1	25.888	117.7	1:48.805		80.50	0.434	16:12:47.760
12 -	34.530	93.4	48.936	***80.6***	26.009	117.9	1:49.475		80.01	1.104	16:14:37.235
13 -	35.270	92.1	48.468	80.1	25.979	117.5	1:49.717		79.84	1.346	16:16:26.952
14 -	34.807	89.4	48.956	78.3	26.014	118.5	1:49.777		79.79	1.406	16:18:16.729
15 -	34.845	92.5	49.022	74.9	26.239	117.3	1:50.106		79.55	1.735	16:20:06.835
16 -	34.597	90.8	49.080	76.0	IN PIT		3:12.091	P	45.60	1:23.720	16:23:18.926
17 -	OUTLAP	79.3	51.048	73.1	26.296	117.7	1:56.684		75.07	8.313	16:25:15.610
18 -	35.339	86.3	51.312	70.6	26.433	116.7	1:53.084		77.46	4.713	16:27:08.694
19 -	35.476	89.1	50.671	71.0	26.673	117.3	1:52.820		77.64	4.449	16:29:01.514
20 -	35.983	86.3	50.203	69.7	26.222	118.5	1:52.408		77.92	4.037	16:30:53.922
21 -	35.801	84.9	51.046	72.0	26.767	113.3	1:53.614		77.10	5.243	16:32:47.536
22 -	35.760	85.5	49.851	72.7	26.206	117.1	1:51.817		78.34	3.446	16:34:39.353

Weather / Track : Sunny / Dry

Brands Hatch GP
Circuit Length = 2.4332 miles
Start: 15:52 Flag 16:54 End: 16:56

Legends of Brands Hatch Superprix

HSCC Jaguar Classic Challenge

RACE 5 - SECTOR ANALYSIS

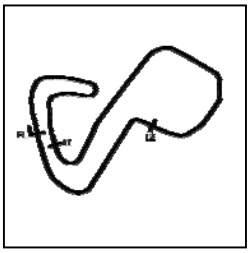

SECTOR 1 = FL to I1, SECTOR 2 = I1 to I2, SECTOR 3 = I2 to FL, DIFF = Difference To Personal Best Lap, P = Crossed Finish Line in Pit Lane, D = Time Disallowed

23 -	35.295	87.9	49.541	71.8	26.818	116.9	1:51.654	78.45	3.283	16:36:31.007
24 -	35.661	87.7	49.818	72.0	26.220	117.1	1:51.699	78.42	3.328	16:38:22.706
25 -	35.587	83.2	49.717	71.5	26.100	118.3	1:51.404	78.63	3.033	16:40:14.110
26 -	35.517	87.1	49.731	73.3	26.029	118.7	1:51.277	78.72	2.906	16:42:05.387
27 -	35.666	89.3	49.627	73.5	26.292	116.3	1:51.585	78.50	3.214	16:43:56.972
28 -	35.365	89.8	49.310	74.7	25.963	***120.4***	1:50.638	79.17	2.267	16:45:47.610
29 -	35.158	88.6	49.136	76.5	28.943	116.9	1:53.237	77.35	4.866	16:47:40.847
30 -	35.231	87.3	48.979	75.3	25.789	118.3	1:49.999	79.63	1.628	16:49:30.846
31 -	34.925	91.4	49.807	73.6	26.008	117.7	1:50.740	79.10	2.369	16:51:21.586
32 -	35.204	86.8	49.723	78.1	26.608	118.3	1:51.535	78.53	3.164	16:53:13.121
33 -	35.997	87.4	49.761	69.6	27.402	96.2	1:53.160	77.41	4.789	16:55:06.281

P3 145 E Ben SHORT Jaguar E-type

IDEAL LAP TIME : 1:46.893 BEST LAP TIME : 1:46.972 DIFFERENCE : 0.079

LAP	SECTOR 1		SECTOR 2		SECTOR 3		LAP TIME		MPH	DIFF	TIME OF DAY
1 -		88.7	48.300	72.0	25.432	118.5	1:51.251		78.73	4.279	15:54:33.699
2 -	34.520	88.4	48.114	75.5	25.527	119.1	1:48.161		80.98	1.189	15:56:21.860
3 -	34.370	90.9	48.042	78.5	25.487	120.0	1:47.899		81.18	0.927	15:58:09.759
4 -	34.134	89.0	48.567	77.6	25.478	119.6	1:48.179		80.97	1.207	15:59:57.938
5 -	34.110	91.9	48.364	80.6	25.365	119.8	1:47.839		81.23	0.867	16:01:45.777
6 -	34.424	***94.6***	48.514	79.0	25.592	119.8	1:48.530		80.71	1.558	16:03:34.307
7 -	34.070	92.5	48.049	75.4	25.506	120.0	1:47.625	**(2)**	81.39	0.653	16:05:21.932
8 -	34.127	91.1	48.090	80.7	25.413	119.4	1:47.630	**(3)**	81.38	0.658	16:07:09.562
9 -	34.703	94.1	48.768	73.9	25.370	120.2	1:48.841		80.48	1.869	16:08:58.403
10 -	34.026	91.5	***47.605***	***80.9***	***25.341***	***120.4***	***1:46.972***	**(1)**	***81.88***		***16:10:45.375***
11 -	***33.947***	93.3	49.030	73.7	26.430	118.9	1:49.407		80.06	2.435	16:12:34.782
12 -	34.527	92.8	48.201	79.7	25.786	119.1	1:48.514		80.72	1.542	16:14:23.296
13 -	34.747	89.1	48.803	74.2	25.606	118.3	1:49.156		80.25	2.184	16:16:12.452
14 -	34.753	88.1	49.666	73.1	25.756	119.6	1:50.175		79.50	3.203	16:18:02.627
15 -	34.763	90.6	49.030	76.0	26.013	117.7	1:49.806		79.77	2.834	16:19:52.433
16 -	35.104	88.4	48.399	77.7	26.235	118.1	1:49.738		79.82	2.766	16:21:42.171
17 -	35.143	92.9	48.927	74.9	25.788	118.1	1:49.858		79.73	2.886	16:23:32.029
18 -	35.403	90.1	49.231	78.3	IN PIT		3:15.689	**P**	44.76	1:28.717	16:26:47.718
19 -	OUTLAP	88.8	51.252	73.5	27.225	117.3	1:57.168		74.76	10.196	16:28:44.886
20 -	35.737	84.2	50.762	70.0	26.585	117.3	1:53.084		77.46	6.112	16:30:37.970
21 -	35.616	86.7	50.392	67.6	26.621	116.7	1:52.629		77.77	5.657	16:32:30.599
22 -	35.550	84.6	50.932	70.4	26.487	117.9	1:52.969		77.54	5.997	16:34:23.568
23 -	36.794	84.3	51.198	72.7	26.472	117.7	1:54.464		76.52	7.492	16:36:18.032
24 -	35.698	87.4	50.684	71.8	26.584	118.7	1:52.966		77.54	5.994	16:38:10.998
25 -	35.885	87.4	50.577	72.8	27.454	115.9	1:53.916		76.89	6.944	16:40:04.914
26 -	35.673	89.5	50.276	75.4	26.658	118.1	1:52.607		77.79	5.635	16:41:57.521
27 -	36.166	92.0	50.826	73.6	26.559	117.5	1:53.551		77.14	6.579	16:43:51.072
28 -	35.203	90.5	50.091	73.3	26.563	116.9	1:51.857		78.31	4.885	16:45:42.929
29 -	35.797	91.5	50.049	72.9	26.342	116.1	1:52.188		78.08	5.216	16:47:35.117
30 -	35.237	88.4	49.723	75.4	26.671	117.1	1:51.631		78.47	4.659	16:49:26.748
31 -	35.803	89.7	51.083	74.7	26.288	112.5	1:53.174		77.40	6.202	16:51:19.922
32 -	36.184	90.3	50.251	76.6	27.705	104.0	1:54.140		76.74	7.168	16:53:14.062
33 -	36.206	86.4	51.163	73.9	28.639	100.3	1:56.008		75.51	9.036	16:55:10.070

P4 72 E Jamie BOOT Jaguar E-type

IDEAL LAP TIME : 1:49.929 BEST LAP TIME : 1:50.488 DIFFERENCE : 0.559

LAP	SECTOR 1		SECTOR 2		SECTOR 3		LAP TIME		MPH	DIFF	TIME OF DAY
1 -		81.5	50.704	71.6	26.734	116.3	1:57.495		74.55	7.007	15:54:39.943
2 -	36.065	86.9	50.578	67.5	26.829	114.3	1:53.472		77.19	2.984	15:56:33.415
3 -	36.149	87.4	51.302	69.2	26.480	116.1	1:53.931		76.88	3.443	15:58:27.346
4 -	35.961	85.9	50.688	71.9	26.064	120.0	1:52.713		77.71	2.225	16:00:20.059
5 -	36.453	87.0	50.302	69.6	26.315	***121.5***	1:53.070		77.47	2.582	16:02:13.129
6 -	35.474	91.1	49.045	74.2	26.056	118.5	1:50.575	**(3)**	79.22	0.087	16:04:03.704
7 -	35.307	90.6	49.693	71.7	26.249	118.3	1:51.249		78.74	0.761	16:05:54.953
8 -	35.257	88.4	49.664	73.2	26.268	119.4	1:51.189		78.78	0.701	16:07:46.142
9 -	35.118	90.0	49.554	72.4	26.165	117.3	1:50.837		79.03	0.349	16:09:36.979
10 -	35.604	88.0	49.769	74.5	26.299	118.3	1:51.672		78.44	1.184	16:11:28.651
11 -	35.706	90.1	49.468	71.0	26.390	118.3	1:51.564		78.51	1.076	16:13:20.215

Weather / Track : Sunny / Dry

Brands Hatch GP
Circuit Length = 2.4332 miles
Start: 15:52 Flag 16:54 End: 16:56

Legends of Brands Hatch Superprix

HSCC Jaguar Classic Challenge

RACE 5 - SECTOR ANALYSIS

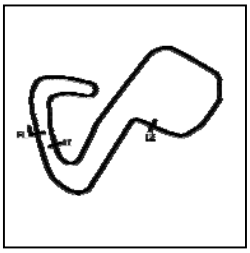

SECTOR 1 = FL to I1, SECTOR 2 = I1 to I2, SECTOR 3 = I2 to FL, DIFF = Difference To Personal Best Lap, P = Crossed Finish Line in Pit Lane, D = Time Disallowed

12 -	35.426	87.1	49.769	72.0	27.239	111.4	1:52.434		77.91	1.946	16:15:12.649
13 -	35.706	89.4	49.846	69.0	26.850	118.1	1:52.402		77.93	1.914	16:17:05.051
14 -	35.608	89.8	49.750	74.3	***25.829***	119.6	1:51.187		78.78	0.699	16:18:56.238
15 -	35.121	***92.0***	49.330	76.0	26.268	118.3	1:50.719		79.11	0.231	16:20:46.957
16 -	35.420	86.9	49.901	72.4	26.248	118.9	1:51.569		78.51	1.081	16:22:38.526
17 -	35.674	87.4	49.307	***76.1***	26.374	117.1	1:51.355		78.66	0.867	16:24:29.881
18 -	35.565	88.8	49.478	70.4	IN PIT		3:14.445	**P**	45.05	1:23.957	16:27:44.326
19 -	OUTLAP	86.9	49.328	76.0	26.139	120.2	1:53.029		77.50	2.541	16:29:37.355
20 -	***35.094***	87.6	50.136	73.9	26.129	118.1	1:51.359		78.66	0.871	16:31:28.714
21 -	35.753	90.4	49.631	71.6	26.236	117.1	1:51.620		78.47	1.132	16:33:20.334
22 -	35.400	89.9	49.386	72.2	26.218	118.7	1:51.004		78.91	0.516	16:35:11.338
23 -	35.385	88.6	49.398	74.0	26.369	118.1	1:51.152		78.80	0.664	16:37:02.490
24 -	35.382	91.3	***49.006***	72.7	26.100	119.4	***1:50.488***	**(1)**	***79.28***		***16:38:52.978***
25 -	35.895	88.1	49.145	73.0	26.081	119.8	1:51.121		78.83	0.633	16:40:44.099
26 -	35.455	89.9	49.980	72.8	26.271	118.5	1:51.706		78.41	1.218	16:42:35.805
27 -	35.417	86.7	49.546	72.5	26.126	118.1	1:51.089		78.85	0.601	16:44:26.894
28 -	35.587	90.4	49.489	73.3	26.126	118.9	1:51.202		78.77	0.714	16:46:18.096
29 -	35.531	84.7	49.506	74.3	25.917	119.1	1:50.954		78.95	0.466	16:48:09.050
30 -	35.598	86.7	49.365	74.4	26.179	118.7	1:51.142		78.81	0.654	16:50:00.192
31 -	35.290	88.6	49.029	75.7	26.232	118.7	1:50.551	**(2)**	79.23	0.063	16:51:50.743
32 -	37.002	82.0	50.254	73.6	27.585	116.3	1:54.841		76.27	4.353	16:53:45.584
33 -	36.742	81.3	52.261	66.7	27.924	104.3	1:56.927		74.91	6.439	16:55:42.511

P5 36 F RUSSELL / JARDINE Jaguar E-type

IDEAL LAP TIME : 1:51.813 BEST LAP TIME : 1:52.588 DIFFERENCE : 0.775

LAP	SECTOR 1		SECTOR 2		SECTOR 3		LAP TIME		MPH	DIFF	TIME OF DAY
1 -		84.5	50.724	72.3	26.477	115.3	1:56.698		75.06	4.110	15:54:39.146
2 -	35.711	86.5	51.453	72.0	26.814	115.3	1:53.978		76.85	1.390	15:56:33.124
3 -	35.725	87.1	51.590	71.8	26.629	115.3	1:53.944		76.87	1.356	15:58:27.068
4 -	35.594	84.6	51.005	***75.9***	26.248	115.9	1:52.847		77.62	0.259	16:00:19.915
5 -	36.311	84.0	50.283	72.7	***26.235***	***116.3***	1:52.829		77.63	0.241	16:02:12.744
6 -	36.101	88.0	50.175	75.3	26.371	114.9	1:52.647	**(3)**	77.76	0.059	16:04:05.391
7 -	35.836	***91.3***	***50.103***	75.4	26.654	115.1	1:52.593	**(2)**	77.80	0.005	16:05:57.984
8 -	35.575	87.1	50.915	73.1	26.522	114.5	1:53.012		77.51	0.424	16:07:50.996
9 -	35.694	84.0	50.655	71.2	26.498	114.7	1:52.847		77.62	0.259	16:09:43.843
10 -	35.619	85.1	50.308	74.7	27.050	114.1	1:52.977		77.53	0.389	16:11:36.820
11 -	35.513	85.0	51.265	72.3	26.889	114.9	1:53.667		77.06	1.079	16:13:30.487
12 -	35.769	83.4	51.159	71.9	26.811	114.9	1:53.739		77.01	1.151	16:15:24.226
13 -	36.219	83.3	50.967	73.1	26.388	114.9	1:53.574		77.12	0.986	16:17:17.800
14 -	***35.475***	84.5	50.488	70.7	26.625	114.7	***1:52.588***	**(1)**	***77.80***		***16:19:10.388***
15 -	35.766	82.8	50.458	73.2	26.721	113.9	1:52.945		77.55	0.357	16:21:03.333
16 -	35.859	86.4	51.161	73.1	27.097	113.7	1:54.117		76.76	1.529	16:22:57.450
17 -	35.858	83.9	51.465	65.2	27.380	114.5	1:54.703		76.36	2.115	16:24:52.153
18 -	36.203	81.9	51.105	72.5	IN PIT		3:22.641	**P**	43.22	1:30.053	16:28:14.794
19 -	OUTLAP	81.2	53.064	69.5	28.125	108.7	2:04.482		70.37	11.894	16:30:19.276
20 -	37.195	82.9	52.573	72.3	27.511	109.4	1:57.279		74.69	4.691	16:32:16.555
21 -	37.253	82.6	52.633	72.8	27.286	109.6	1:57.172		74.76	4.584	16:34:13.727
22 -	36.456	84.0	51.079	72.7	27.299	110.3	1:54.834		76.28	2.246	16:36:08.561
23 -	37.056	86.8	51.787	72.7	27.115	111.8	1:55.958		75.54	3.370	16:38:04.519
24 -	37.100	84.9	52.481	70.6	28.110	107.3	1:57.691		74.43	5.103	16:40:02.210
25 -	36.856	86.2	50.188	75.8	26.787	113.3	1:53.831		76.95	1.243	16:41:56.041
26 -	36.316	85.9	52.480	74.5	27.357	110.0	1:56.153		75.41	3.565	16:43:52.194
27 -	37.328	85.2	50.924	74.0	26.980	112.5	1:55.232		76.01	2.644	16:45:47.426
28 -	36.931	82.6	51.591	74.7	27.804	111.1	1:56.326		75.30	3.738	16:47:43.752
29 -	36.448	82.2	51.406	75.3	28.581	104.3	1:56.435		75.23	3.847	16:49:40.187
30 -	37.085	83.7	51.993	70.3	27.560	111.4	1:56.638		75.10	4.050	16:51:36.825
31 -	36.657	83.3	51.657	73.4	27.602	112.4	1:55.916		75.57	3.328	16:53:32.741
32 -	36.786	85.8	51.147	74.8	27.380	111.1	1:55.313		75.96	2.725	16:55:28.054

P6 9 C Ben EASTICK Jaguar D-type

IDEAL LAP TIME : 1:53.249 BEST LAP TIME : 1:53.509 DIFFERENCE : 0.260

LAP	SECTOR 1		SECTOR 2		SECTOR 3		LAP TIME		MPH	DIFF	TIME OF DAY
1 -		76.6	52.885	70.7	27.599	111.2	2:03.933		70.68	10.424	15:54:46.381

Brands Hatch GP
Circuit Length = 2.4332 miles
Start: 15:52 Flag 16:54 End: 16:56

Weather / Track : Sunny / Dry

Legends of Brands Hatch Superprix

HSCC Jaguar Classic Challenge

RACE 5 - SECTOR ANALYSIS

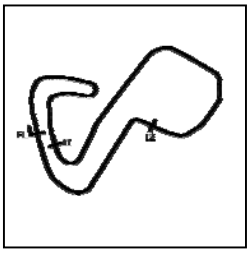

SECTOR 1 = FL to I1, SECTOR 2 = I1 to I2, SECTOR 3 = I2 to FL, DIFF = Difference To Personal Best Lap, P = Crossed Finish Line in Pit Lane, D = Time Disallowed

2 -	37.304	79.9	51.822	71.3	27.468	111.1	1:56.594		75.13	3.085	15:56:42.975
3 -	37.227	76.9	52.256	69.1	27.507	111.8	1:56.990		74.87	3.481	15:58:39.965
4 -	36.880	78.2	52.081	74.0	27.089	112.7	1:56.050		75.48	2.541	16:00:36.015
5 -	36.757	79.2	52.024	69.0	27.242	114.3	1:56.023		75.50	2.514	16:02:32.038
6 -	36.678	77.9	51.666	69.7	27.474	110.5	1:55.818		75.63	2.309	16:04:27.856
7 -	36.903	78.4	51.807	70.2	27.119	114.7	1:55.829		75.62	2.320	16:06:23.685
8 -	36.450	79.7	51.535	72.5	27.417	113.1	1:55.402		75.90	1.893	16:08:19.087
9 -	36.975	82.5	50.870	70.4	26.883	114.7	1:54.728		76.35	1.219	16:10:13.815
10 -	36.294	83.0	51.095	70.1	27.151	114.9	1:54.540		76.47	1.031	16:12:08.355
11 -	36.405	83.2	50.769	72.5	26.940	114.1	1:54.114		76.76	0.605	16:14:02.469
12 -	36.394	80.7	51.606	69.7	27.415	114.3	1:55.415		75.89	1.906	16:15:57.884
13 -	36.542	81.4	50.628	74.0	27.095	113.1	1:54.265		76.66	0.756	16:17:52.149
14 -	36.921	80.2	51.659	68.4	27.319	114.3	1:55.899		75.58	2.390	16:19:48.048
15 -	36.408	78.0	51.526	67.3	27.777	112.7	1:55.711		75.70	2.202	16:21:43.759
16 -	36.863	82.5	51.037	72.8	27.487	112.0	1:55.387		75.91	1.878	16:23:39.146
17 -	36.709	82.9	51.340	70.4	IN PIT		3:20.644	**P**	43.65	1:27.135	16:26:59.790
18 -	OUTLAP	78.4	51.272	70.9	27.055	114.7	1:58.357		74.01	4.848	16:28:58.147
19 -	36.807	***86.5***	50.940	74.6	26.890	***115.3***	1:54.637		76.41	1.128	16:30:52.784
20 -	36.435	80.4	51.677	65.2	27.464	114.9	1:55.576		75.79	2.067	16:32:48.360
21 -	36.457	82.8	50.434	***77.8***	26.910	114.7	1:53.801	**(3)**	76.97	0.292	16:34:42.161
22 -	36.387	83.5	50.789	70.6	27.180	114.9	1:54.356		76.60	0.847	16:36:36.517
23 -	37.005	80.3	50.846	73.4	26.984	113.1	1:54.835		76.28	1.326	16:38:31.352
24 -	36.600	80.6	51.016	71.3	26.978	***115.3***	1:54.594		76.44	1.085	16:40:25.946
25 -	***36.144***	82.8	50.892	71.7	27.019	113.3	1:54.055		76.80	0.546	16:42:20.001
26 -	36.935	78.3	50.637	75.0	27.074	115.1	1:54.646		76.40	1.137	16:44:14.647
27 -	36.428	81.8	50.495	71.0	27.295	113.5	1:54.218		76.69	0.709	16:46:08.865
28 -	36.404	81.3	***50.323***	71.3	***26.782***	114.5	***1:53.509***	**(1)**	***77.17***		***16:48:02.374***
29 -	36.316	82.6	50.442	74.9	26.853	114.9	1:53.611	**(2)**	77.10	0.102	16:49:55.985
30 -	36.233	81.6	50.758	76.7	27.109	112.5	1:54.100		76.77	0.591	16:51:50.085
31 -	36.667	79.9	50.622	73.7	26.949	114.3	1:54.238		76.68	0.729	16:53:44.323
32 -	36.595	78.5	50.831	73.5	26.980	114.1	1:54.406		76.56	0.897	16:55:38.729

P7 20 C Rudi FREIDRICHS Jaguar C-Type

IDEAL LAP TIME : 1:52.815 BEST LAP TIME : 1:53.265 DIFFERENCE : 0.450

LAP	SECTOR 1		SECTOR 2		SECTOR 3		LAP TIME		MPH	DIFF	TIME OF DAY
1 -		81.8	51.294	67.4	26.666	114.5	1:58.483		73.93	5.218	15:54:40.931
2 -	36.223	84.6	51.853	67.3	27.540	112.7	1:55.616		75.76	2.351	15:56:36.547
3 -	36.840	82.6	51.907	66.3	27.220	113.3	1:55.967		75.53	2.702	15:58:32.514
4 -	36.147	83.9	51.614	67.7	26.937	114.1	1:54.698		76.37	1.433	16:00:27.212
5 -	35.954	83.7	50.977	71.8	27.093	114.1	1:54.024		76.82	0.759	16:02:21.236
6 -	36.559	84.5	51.252	69.6	27.064	113.7	1:54.875		76.25	1.610	16:04:16.111
7 -	36.311	84.2	51.508	69.0	27.106	113.5	1:54.925		76.22	1.660	16:06:11.036
8 -	36.426	82.0	51.401	69.4	26.813	113.1	1:54.640		76.41	1.375	16:08:05.676
9 -	36.047	87.6	50.824	69.5	26.989	115.5	1:53.860		76.93	0.595	16:09:59.536
10 -	36.000	83.4	50.876	***72.0***	26.740	115.1	1:53.616	**(3)**	77.10	0.351	16:11:53.152
11 -	36.056	84.0	50.862	67.6	26.835	***115.7***	1:53.753		77.00	0.488	16:13:46.905
12 -	***35.623***	85.4	51.816	68.5	26.818	114.7	1:54.257		76.66	0.992	16:15:41.162
13 -	36.022	85.7	50.808	69.2	26.868	114.3	1:53.698		77.04	0.433	16:17:34.860
14 -	35.899	82.5	***50.542***	71.0	26.967	114.7	1:53.408	**(2)**	77.24	0.143	16:19:28.268
15 -	35.756	***88.3***	50.682	71.3	26.827	114.7	***1:53.265***	**(1)**	***77.33***		***16:21:21.533***
16 -	36.080	85.7	52.017	71.2	***26.650***	115.1	1:54.747		76.34	1.482	16:23:16.280
17 -	36.373	80.3	50.582	68.1	27.409	115.1	1:54.364		76.59	1.099	16:25:10.644
18 -	36.309	84.7	51.140	70.2	IN PIT		3:15.868	**P**	44.72	1:22.603	16:28:26.512
19 -	OUTLAP	82.2	51.510	65.9	27.005	115.1	1:56.578		75.14	3.313	16:30:23.090
20 -	36.375	80.6	51.093	69.3	26.869	114.1	1:54.337		76.61	1.072	16:32:17.427
21 -	36.696	80.7	52.800	63.7	28.449	100.6	1:57.945		74.27	4.680	16:34:15.372
22 -	37.391	74.5	52.402	62.8	28.063	96.1	1:57.856		74.32	4.591	16:36:13.228
23 -	37.107	76.6	52.774	63.4	28.615	99.4	1:58.496		73.92	5.231	16:38:11.724
24 -	37.634	78.3	53.063	61.8	28.817	86.1	1:59.514		73.29	6.249	16:40:11.238
25 -	39.265	73.0	54.083	65.2	27.933	96.4	2:01.281		72.22	8.016	16:42:12.519
26 -	38.042	76.8	53.773	61.9	28.214	100.1	2:00.029		72.98	6.764	16:44:12.548
27 -	37.091	79.9	51.496	69.0	28.294	102.6	1:56.881		74.94	3.616	16:46:09.429
28 -	37.637	74.4	52.354	64.7	27.919	105.0	1:57.910		74.29	4.645	16:48:07.339
29 -	37.288	71.2	52.410	61.0	27.794	103.4	1:57.492		74.55	4.227	16:50:04.831

Weather / Track : Sunny / Dry

Brands Hatch GP
Circuit Length = 2.4332 miles
Start: 15:52 Flag 16:54 End: 16:56

Legends of Brands Hatch Superprix

HSCC Jaguar Classic Challenge

RACE 5 - SECTOR ANALYSIS

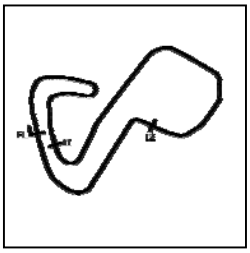

SECTOR 1 = FL to I1, SECTOR 2 = I1 to I2, SECTOR 3 = I2 to FL, DIFF = Difference To Personal Best Lap, P = Crossed Finish Line in Pit Lane, D = Time Disallowed

30 -	37.439	78.5	52.961	61.0	28.139	99.5	1:58.539	73.89	5.274	16:52:03.370
31 -	37.829	75.9	53.137	61.2	28.188	101.6	1:59.154	73.51	5.889	16:54:02.524
32 -	37.818	75.4	53.524	63.6	28.701	86.5	2:00.043	72.97	6.778	16:56:02.567

P8 68 A Marc GORDON Jaguar XK150

IDEAL LAP TIME : 1:56.839 BEST LAP TIME : 1:57.120 DIFFERENCE : 0.281

LAP	SECTOR 1		SECTOR 2		SECTOR 3		LAP TIME		MPH	DIFF	TIME OF DAY
1 -		76.7	54.447	72.5	28.203	105.6	2:06.904		69.02	9.784	15:54:49.352
2 -	38.191	78.9	53.340	71.0	28.073	106.1	1:59.604		73.24	2.484	15:56:48.956
3 -	37.056	82.6	52.839	71.3	28.259	106.8	1:58.154		74.13	1.034	15:58:47.110
4 -	***36.912***	***84.4***	***52.120***	72.8	28.088	106.5	***1:57.120***	**(1)**	***74.79***		***16:00:44.230***
5 -	38.520	81.8	53.132	70.4	28.062	106.6	1:59.714		73.17	2.594	16:02:43.944
6 -	37.468	81.3	52.448	70.1	28.051	106.1	1:57.967		74.25	0.847	16:04:41.911
7 -	37.685	81.6	53.388	70.7	28.004	106.5	1:59.077		73.56	1.957	16:06:40.988
8 -	37.509	82.3	52.530	72.4	28.406	106.6	1:58.445		73.95	1.325	16:08:39.433
9 -	37.489	82.0	53.405	68.2	28.535	106.0	1:59.429		73.34	2.309	16:10:38.862
10 -	37.183	82.1	54.151	67.5	28.034	107.0	1:59.368		73.38	2.248	16:12:38.230
11 -	37.262	81.6	52.855	69.0	28.073	106.0	1:58.190		74.11	1.070	16:14:36.420
12 -	37.772	81.6	52.848	70.8	28.135	106.5	1:58.755		73.76	1.635	16:16:35.175
13 -	37.500	80.8	52.773	69.7	28.573	105.8	1:58.846		73.70	1.726	16:18:34.021
14 -	37.465	82.5	52.869	69.3	28.275	105.3	1:58.609		73.85	1.489	16:20:32.630
15 -	37.411	81.4	53.444	68.5	29.025	105.5	1:59.880		73.07	2.760	16:22:32.510
16 -	37.151	83.0	52.593	74.7	IN PIT		3:18.711	**P**	44.08	1:21.591	16:25:51.221
17 -	OUTLAP	81.4	52.610	72.3	28.011	106.1	1:59.987		73.00	2.867	16:27:51.208
18 -	37.425	82.6	52.774	76.3	28.629	***108.0***	1:58.828		73.71	1.708	16:29:50.036
19 -	37.290	81.4	52.725	68.4	***27.807***	106.6	1:57.822	**(3)**	74.34	0.702	16:31:47.858
20 -	37.196	83.7	53.820	66.9	28.755	106.0	1:59.771		73.13	2.651	16:33:47.629
21 -	37.550	81.6	52.797	69.5	27.848	106.8	1:58.195		74.11	1.075	16:35:45.824
22 -	37.378	82.4	52.951	67.5	27.949	106.6	1:58.278		74.06	1.158	16:37:44.102
23 -	37.460	83.0	52.733	69.5	28.193	106.5	1:58.386		73.99	1.266	16:39:42.488
24 -	37.230	83.9	52.492	68.1	28.050	106.0	1:57.772	**(2)**	74.37	0.652	16:41:40.260
25 -	37.656	81.0	53.487	71.4	28.175	107.3	1:59.318		73.41	2.198	16:43:39.578
26 -	38.656	79.7	53.565	71.6	28.589	105.1	2:00.810		72.50	3.690	16:45:40.388
27 -	38.285	80.5	53.058	***77.0***	29.922	107.0	2:01.265		72.23	4.145	16:47:41.653
28 -	37.766	82.1	53.630	67.2	28.998	106.6	2:00.394		72.75	3.274	16:49:42.047
29 -	37.519	83.3	52.561	67.9	28.082	107.0	1:58.162		74.13	1.042	16:51:40.209
30 -	38.449	79.2	53.265	74.4	29.592	106.6	2:01.306		72.21	4.186	16:53:41.515
31 -	37.981	76.7	54.754	66.5	28.871	101.2	2:01.606		72.03	4.486	16:55:43.121

P9 30 C C. BALL / N. BALL Jaguar D-type

IDEAL LAP TIME : 1:54.397 BEST LAP TIME : 1:54.649 DIFFERENCE : 0.252

LAP	SECTOR 1		SECTOR 2		SECTOR 3		LAP TIME		MPH	DIFF	TIME OF DAY
1 -		76.8	57.409	66.9	28.766	106.5	2:12.310		66.20	17.661	15:54:54.758
2 -	38.521	79.7	54.802	62.7	28.257	105.6	2:01.580		72.05	6.931	15:56:56.338
3 -	37.848	77.8	55.108	66.3	28.274	105.3	2:01.230		72.25	6.581	15:58:57.568
4 -	38.705	78.3	56.013	66.8	28.397	103.7	2:03.115		71.15	8.466	16:01:00.683
5 -	38.401	80.8	54.023	66.4	28.987	104.2	2:01.411		72.15	6.762	16:03:02.094
6 -	38.355	78.7	54.613	67.3	28.294	112.2	2:01.262		72.23	6.613	16:05:03.356
7 -	37.239	81.2	53.989	65.4	28.078	107.3	1:59.306		73.42	4.657	16:07:02.662
8 -	37.687	80.7	55.660	67.1	28.242	107.3	2:01.589		72.04	6.940	16:09:04.251
9 -	37.753	81.7	54.754	65.5	28.406	113.5	2:00.913		72.44	6.264	16:11:05.164
10 -	37.575	77.9	54.791	66.1	27.913	108.5	2:00.279		72.82	5.630	16:13:05.443
11 -	37.969	82.8	53.585	71.9	28.496	109.2	2:00.050		72.96	5.401	16:15:05.493
12 -	38.467	81.8	53.666	69.2	28.668	110.0	2:00.801		72.51	6.152	16:17:06.294
13 -	38.231	***84.3***	54.220	66.8	IN PIT		3:48.140	**P**	38.39	1:53.491	16:20:54.434
14 -	OUTLAP	74.3	55.757	66.3	28.515	105.1	2:05.855		69.60	11.206	16:23:00.289
15 -	38.178	78.7	54.101	69.3	27.810	102.6	2:00.089		72.94	5.440	16:25:00.378
16 -	37.277	77.4	53.469	70.4	28.021	99.4	1:58.767		73.75	4.118	16:26:59.145
17 -	37.864	77.4	52.969	69.1	26.926	102.7	1:57.759		74.38	3.110	16:28:56.904
18 -	36.886	81.7	***50.945***	73.1	26.818	108.4	***1:54.649***	**(1)**	***76.40***		***16:30:51.553***
19 -	***36.645***	79.7	53.561	67.1	27.411	108.5	1:57.617		74.47	2.968	16:32:49.170
20 -	36.805	77.2	51.493	74.3	***26.807***	108.9	1:55.105	**(2)**	76.10	0.456	16:34:44.275
21 -	36.955	83.9	51.368	***75.4***	27.093	114.7	1:55.416	**(3)**	75.89	0.767	16:36:39.691

Weather / Track : Sunny / Dry

Brands Hatch GP
Circuit Length = 2.4332 miles
Start: 15:52 Flag 16:54 End: 16:56

Legends of Brands Hatch Superprix

HSCC Jaguar Classic Challenge

RACE 5 - SECTOR ANALYSIS

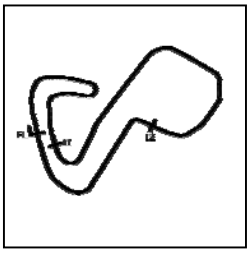

SECTOR 1 = FL to I1, SECTOR 2 = I1 to I2, SECTOR 3 = I2 to FL, DIFF = Difference To Personal Best Lap, P = Crossed Finish Line in Pit Lane, D = Time Disallowed

22 -	40.379	83.6	54.022	70.8	27.569	109.2	2:01.970	71.81	7.321	16:38:41.661
23 -	37.440	78.6	53.047	74.0	27.829	107.7	1:58.316	74.03	3.667	16:40:39.977
24 -	37.439	79.2	52.507	56.2	27.788	110.7	1:57.734	74.40	3.085	16:42:37.711
25 -	37.521	83.7	54.998	71.1	28.040	105.0	2:00.559	72.66	5.910	16:44:38.270
26 -	37.736	78.9	54.542	68.7	27.774	106.8	2:00.052	72.96	5.403	16:46:38.322
27 -	38.573	82.4	55.302	65.3	27.942	107.5	2:01.817	71.90	7.168	16:48:40.139
28 -	37.380	83.0	52.758	69.0	27.578	112.0	1:57.716	74.41	3.067	16:50:37.855
29 -	36.692	83.2	51.748	74.7	27.201	***115.1***	1:55.641	75.75	0.992	16:52:33.496
30 -	37.109	81.3	52.201	71.4	27.178	106.5	1:56.488	75.19	1.839	16:54:29.984

P10 130 I SALISBURY / DOWD Jaguar Mk1

IDEAL LAP TIME : 1:59.302 BEST LAP TIME : 1:59.994 DIFFERENCE : 0.692

LAP	SECTOR 1		SECTOR 2		SECTOR 3		LAP TIME		MPH	DIFF	TIME OF DAY
1 -		76.2	56.847	64.2	29.928	100.7	2:12.069		66.32	12.075	15:54:54.517
2 -	39.495	75.5	56.883	65.7	29.342	101.3	2:05.720		69.67	5.726	15:57:00.237
3 -	38.605	77.3	56.408	69.1	29.319	102.4	2:04.332		70.45	4.338	15:59:04.569
4 -	38.360	76.9	56.648	66.5	29.326	102.2	2:04.334		70.45	4.340	16:01:08.903
5 -	38.453	74.7	56.704	67.3	29.135	102.4	2:04.292		70.47	4.298	16:03:13.195
6 -	38.355	76.6	56.511	66.0	29.103	102.1	2:03.969		70.66	3.975	16:05:17.164
7 -	38.859	72.6	57.080	66.5	30.938	99.2	2:06.877		69.04	6.883	16:07:24.041
8 -	38.892	78.1	56.601	68.8	29.251	102.4	2:04.744		70.22	4.750	16:09:28.785
9 -	38.505	78.3	56.608	66.2	29.278	102.1	2:04.391		70.42	4.397	16:11:33.176
10 -	38.361	75.7	58.282	69.1	29.432	101.8	2:06.075		69.48	6.081	16:13:39.251
11 -	38.539	75.5	57.646	66.3	29.182	102.1	2:05.367		69.87	5.373	16:15:44.618
12 -	38.679	74.6	56.827	64.7	28.997	102.6	2:04.503		70.35	4.509	16:17:49.121
13 -	38.620	77.1	56.300	69.5	29.316	101.3	2:04.236		70.50	4.242	16:19:53.357
14 -	39.192	75.3	57.135	66.0	29.704	100.4	2:06.031		69.50	6.037	16:21:59.388
15 -	38.786	76.9	56.985	66.0	IN PIT		3:28.938	**P**	41.92	1:28.944	16:25:28.326
16 -	OUTLAP	79.8	55.145	71.5	28.966	103.7	2:05.340		69.88	5.346	16:27:33.666
17 -	38.699	77.6	54.054	71.2	28.602	105.0	2:01.355		72.18	1.361	16:29:35.021
18 -	***37.662***	77.6	54.143	69.9	28.360	***105.1***	2:00.165	**(3)**	72.89	0.171	16:31:35.186
19 -	37.789	81.1	53.803	71.2	28.552	103.7	2:00.144	**(2)**	72.91	0.150	16:33:35.330
20 -	38.242	77.5	54.140	70.1	28.503	104.3	2:00.885		72.46	0.891	16:35:36.215
21 -	38.240	77.4	54.018	71.2	28.563	104.5	2:00.821		72.50	0.827	16:37:37.036
22 -	38.240	***81.8***	54.136	70.0	28.556	103.8	2:00.932		72.43	0.938	16:39:37.968
23 -	38.219	79.1	53.789	71.6	28.327	104.2	2:00.335		72.79	0.341	16:41:38.303
24 -	38.351	78.3	54.015	71.5	28.356	104.5	2:00.722		72.56	0.728	16:43:39.025
25 -	38.442	78.9	53.775	70.2	***28.184***	104.5	2:00.401		72.75	0.407	16:45:39.426
26 -	37.872	79.8	***53.456***	***74.3***	28.666	105.0	***1:59.994***	**(1)**	***73.00***		***16:47:39.420***
27 -	38.440	79.1	53.583	69.1	31.080	103.4	2:03.103		71.15	3.109	16:49:42.523
28 -	37.769	77.0	53.622	72.0	28.781	104.5	2:00.172		72.89	0.178	16:51:42.695
29 -	38.123	78.4	53.789	67.6	28.456	104.6	2:00.368		72.77	0.374	16:53:43.063
30 -	38.693	78.4	53.770	72.2	28.433	103.5	2:00.896		72.45	0.902	16:55:43.959

P11 150 A Ch. KEITH-LUCAS / Cl. KEITH-LUCAS Jaguar XK150

IDEAL LAP TIME : 2:04.353 BEST LAP TIME : 2:05.080 DIFFERENCE : 0.727

LAP	SECTOR 1		SECTOR 2		SECTOR 3		LAP TIME		MPH	DIFF	TIME OF DAY
1 -		74.5	57.482	65.7	29.218	102.2	2:14.118		65.31	9.038	15:54:56.566
2 -	39.800	73.1	56.441	66.7	***29.116***	101.8	2:05.357	**(2)**	69.87	0.277	15:57:01.923
3 -	40.043	72.8	56.603	65.3	29.499	101.2	2:06.145		69.44	1.065	15:59:08.068
4 -	39.274	72.7				***103.4***	***2:05.080***	**(1)**	***70.03***		***16:01:13.148***
5 -	40.181	70.4	***56.124***	66.5	29.574	100.7	2:05.879		69.58	0.799	16:03:19.027
6 -	39.158	73.7	57.110	67.3	30.165	100.6	2:06.433		69.28	1.353	16:05:25.460
7 -	***39.113***	***77.0***	56.576	67.9	29.712	96.8	2:05.401	**(3)**	69.85	0.321	16:07:30.861
8 -	39.277	74.8	56.591	***70.6***	29.810	97.3	2:05.678		69.70	0.598	16:09:36.539
9 -	39.457	75.8	57.114	63.6	30.334	95.7	2:06.905		69.02	1.825	16:11:43.444
10 -	39.510	76.5				94.2	2:07.739		68.57	2.659	16:13:51.183
11 -	40.220	72.2	59.174	60.2	31.272	95.4	2:10.666		67.03	5.586	16:16:01.849
12 -	40.196	72.7	58.685	63.6	31.077	93.0	2:09.958		67.40	4.878	16:18:11.807
13 -	40.386	72.7	1:00.873	59.4	IN PIT		4:20.284	**P**	33.65	2:15.204	16:22:32.091
14 -	OUTLAP	65.3	1:02.804	59.4	34.151	84.9	2:26.422		59.82	21.342	16:24:58.513
15 -	41.754	68.6	1:02.879	55.1	32.177	91.0	2:16.810		64.02	11.730	16:27:15.323
16 -	40.413	69.4	1:01.027	61.4	30.950	92.5	2:12.390		66.16	7.310	16:29:27.713

Weather / Track : Sunny / Dry

Brands Hatch GP
Circuit Length = 2.4332 miles
Start: 15:52 Flag 16:54 End: 16:56

Legends of Brands Hatch Superprix

HSCC Jaguar Classic Challenge

RACE 5 - SECTOR ANALYSIS

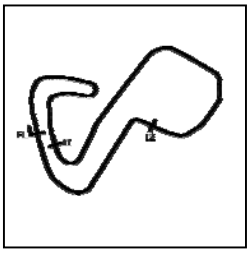

SECTOR 1 = FL to I1, SECTOR 2 = I1 to I2, SECTOR 3 = I2 to FL, DIFF = Difference To Personal Best Lap, P = Crossed Finish Line in Pit Lane, D = Time Disallowed

17 -	40.418	70.7	1:00.112	63.1	30.716	95.5	2:11.246	66.74	6.166	16:31:38.959
18 -	39.815	73.0	59.823	63.7	31.861	94.2	2:11.499	66.61	6.419	16:33:50.458
19 -	40.272	75.0	58.954	65.5	31.217	92.4	2:10.443	67.15	5.363	16:36:00.901
20 -	39.940	72.7	59.160	63.1	30.544	96.2	2:09.644	67.56	4.564	16:38:10.545
21 -	40.937	76.0	58.404	63.1	30.723	96.8	2:10.064	67.35	4.984	16:40:20.609
22 -	40.125	74.4	59.567	63.0	30.727	94.6	2:10.419	67.16	5.339	16:42:31.028
23 -	39.969	74.0	59.984	61.6	30.360	96.0	2:10.313	67.22	5.233	16:44:41.341
24 -	40.210	74.9	58.602	61.3	30.799	94.5	2:09.611	67.58	4.531	16:46:50.952
25 -	40.268	75.4	58.130	63.2	30.783	96.0	2:09.181	67.81	4.101	16:49:00.133
26 -	39.947	75.5	58.140	63.6	30.731	95.0	2:08.818	68.00	3.738	16:51:08.951
27 -	39.855	73.7	57.817	59.1	31.193	96.4	2:08.865	67.97	3.785	16:53:17.816
28 -	39.426	76.4				92.3	2:07.968	68.45	2.888	16:55:25.784

P12 16 A FLEET / KEITH-LUCAS Jaguar XK140

IDEAL LAP TIME : 2:09.004 BEST LAP TIME : 2:09.385 DIFFERENCE : 0.381

LAP	SECTOR 1		SECTOR 2		SECTOR 3		LAP TIME		MPH	DIFF	TIME OF DAY
1 -		63.1	1:03.972	58.7	32.678	90.6	2:27.328		59.45	17.943	15:55:09.776
2 -	43.332	66.3	1:03.870	54.2	33.018	90.4	2:20.220		62.47	10.835	15:57:29.996
3 -	43.057	67.5	1:03.348	56.9	32.764	90.3	2:19.169		62.94	9.784	15:59:49.165
4 -	42.999	56.4	1:03.701	62.7	32.544	90.6	2:19.244		62.91	9.859	16:02:08.409
5 -	44.303	67.7	1:03.238	57.3	32.714	91.4	2:20.255		62.45	10.870	16:04:28.664
6 -	42.802	68.9	1:03.724	61.6	32.317	90.8	2:18.843		63.09	9.458	16:06:47.507
7 -	42.296	67.2	1:04.149	57.0	33.096	89.3	2:19.541		62.77	10.156	16:09:07.048
8 -	44.877	63.2	1:02.597	60.1	32.188	91.5	2:19.662		62.72	10.277	16:11:26.710
9 -	43.290	65.7	1:05.112	59.9	32.203	91.0	2:20.605		62.30	11.220	16:13:47.315
10 -	41.407	66.7	1:03.412	59.7	32.412	91.8	2:17.231		63.83	7.846	16:16:04.546
11 -	42.352	59.3	1:02.349	58.9	32.053	92.0	2:16.754		64.05	7.369	16:18:21.300
12 -	41.888	68.4	1:03.554	61.3	32.275	89.5	2:17.717		63.60	8.332	16:20:39.017
13 -	41.911	68.7	1:04.016	60.4	IN PIT		3:56.895	**P**	36.97	1:47.510	16:24:35.912
14 -	OUTLAP	71.1	1:01.531	60.6	31.257	90.9	2:19.440		62.82	10.055	16:26:55.352
15 -	41.014	71.1	1:00.382	58.6	31.086	91.3	2:12.482		66.12	3.097	16:29:07.834
16 -	40.633	72.6	58.412	62.7	31.188	91.4	2:10.233		67.26	0.848	16:31:18.067
17 -	40.756	70.7	59.183	60.4	31.954	88.3	2:11.893		66.41	2.508	16:33:29.960
18 -	40.726	73.1	58.744	61.2	31.045	90.0	2:10.515		67.11	1.130	16:35:40.475
19 -	41.358	70.7	59.385	62.1	31.330	88.1	2:12.073		66.32	2.688	16:37:52.548
20 -	41.188	67.3	59.776	63.1	33.184	87.7	2:14.148		65.29	4.763	16:40:06.696
21 -	41.279	72.8	59.649	***63.7***	31.247	90.4	2:12.175		66.27	2.790	16:42:18.871
22 -	41.025	69.6	59.493	63.3	***30.810***	91.4	2:11.328		66.70	1.943	16:44:30.199
23 -	41.181	71.0	1:00.453	61.6	31.168	91.3	2:12.802		65.96	3.417	16:46:43.001
24 -	41.406	71.1	59.193	61.2	31.413	89.1	2:12.012		66.35	2.627	16:48:55.013
25 -	40.857	72.2	57.934	59.4	30.926	***92.8***	2:09.717	**(3)**	67.53	0.332	16:51:04.730
26 -	***40.489***	70.5	***57.705***	61.2	31.439	90.9	2:09.633	**(2)**	67.57	0.248	16:53:14.363
27 -	40.539	***73.9***	57.707	62.0	31.139	88.0	***2:09.385***	**(1)**	***67.70***		***16:55:23.748***

P13 23 I COPE / STOATE Jaguar S-type

IDEAL LAP TIME : 2:03.279 BEST LAP TIME : 2:03.318 DIFFERENCE : 0.039

LAP	SECTOR 1		SECTOR 2		SECTOR 3		LAP TIME		MPH	DIFF	TIME OF DAY
1 -		76.3	58.155	64.0	29.518	101.2	2:13.651		65.54	10.333	15:54:56.099
2 -	39.489	74.9	56.461	63.9	29.721	99.4	2:05.671		69.70	2.353	15:57:01.770
3 -	39.189	78.3	56.877	69.9	30.024	101.5	2:06.090		69.47	2.772	15:59:07.860
4 -	38.946	73.4	56.147	69.0	29.947	100.0	2:05.040		70.05	1.722	16:01:12.900
5 -	39.739	74.8	55.967	68.6	29.721	100.3	2:05.427		69.84	2.109	16:03:18.327
6 -	39.663	76.4	56.431	61.0	30.126	101.9	2:06.220		69.40	2.902	16:05:24.547
7 -	39.393	76.1	56.072	69.9	30.118	100.0	2:05.583		69.75	2.265	16:07:30.130
8 -	39.268	78.6	55.891	***73.1***	29.802	99.7	2:04.961		70.10	1.643	16:09:35.091
9 -	38.908	79.1	55.224	68.4	29.463	100.0	2:03.595	**(2)**	70.87	0.277	16:11:38.686
10 -	38.801	78.4	56.095	71.6	29.530	***102.4***	2:04.426		70.40	1.108	16:13:43.112
11 -	38.789	77.8	***55.080***	69.0	***29.449***	100.6	***2:03.318***	**(1)**	***71.03***		***16:15:46.430***
12 -	***38.750***	78.3	55.358	61.5	29.554	100.7	2:03.662	**(3)**	70.83	0.344	16:17:50.092
13 -	39.197	77.8	55.578	68.7	29.458	***102.4***	2:04.233		70.51	0.915	16:19:54.325
14 -	38.831	76.6	57.615	61.4	29.537	99.2	2:05.983		69.53	2.665	16:22:00.308
15 -	39.171	78.1	56.320	65.5	30.048	97.6	2:05.539		69.77	2.221	16:24:05.847
16 -	39.233	***79.6***	55.677	66.1	IN PIT		3:28.881	**P**	41.93	1:25.563	16:27:34.728

Weather / Track : Sunny / Dry

Brands Hatch GP
Circuit Length = 2.4332 miles
Start: 15:52 Flag 16:54 End: 16:56

Legends of Brands Hatch Superprix

HSCC Jaguar Classic Challenge

RACE 5 - SECTOR ANALYSIS

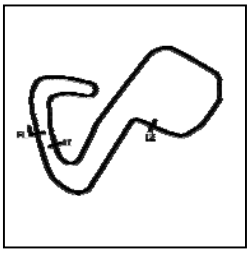

SECTOR 1 = FL to I1, SECTOR 2 = I1 to I2, SECTOR 3 = I2 to FL, DIFF = Difference To Personal Best Lap, P = Crossed Finish Line in Pit Lane, D = Time Disallowed

17 -	OUTLAP	68.4	59.736	67.5	30.953	93.7	2:14.888	64.94	11.570	16:29:49.616
18 -	42.287	70.4	1:00.484	65.8	31.397	91.4	2:14.168	65.29	10.850	16:32:03.784
19 -	42.278	67.9	1:00.590	65.8	32.634		2:15.502	64.64	12.184	16:34:19.286
20 -	42.237	68.9	1:00.248	65.1	31.876	92.8	2:14.361	65.19	11.043	16:36:33.647
21 -	43.303	73.5	1:00.807	66.2	31.036	94.9	2:15.146	64.81	11.828	16:38:48.793
22 -	42.173	67.7	1:00.536	63.7	31.721	95.5	2:14.430	65.16	11.112	16:41:03.223
23 -	42.482	72.1	1:00.628	64.2	31.040	96.1	2:14.150	65.29	10.832	16:43:17.373
24 -	41.451	72.1	59.505	66.1	30.754	97.1	2:11.710	66.50	8.392	16:45:29.083

P14 144 E P. POCHCIOL / G. POCHCIOL Jaguar E-type

IDEAL LAP TIME : 1:55.557 BEST LAP TIME : 1:56.525 DIFFERENCE : 0.968

LAP	SECTOR 1		SECTOR 2		SECTOR 3		LAP TIME		MPH	DIFF	TIME OF DAY
1 -		86.2	53.438	71.6	27.286	112.5	2:05.047		70.05	8.522	15:54:47.495
2 -	37.386	82.1	53.485	72.4	27.296	***113.9***	1:58.167		74.13	1.642	15:56:45.662
3 -	***36.702***	81.6	52.801	69.2	27.137	110.0	1:56.640	**(2)**	75.10	0.115	15:58:42.302
4 -	37.190	85.1	53.084	72.6	27.526	113.5	1:57.800		74.36	1.275	16:00:40.102
5 -	36.817	85.4	54.395	66.7	28.176	111.4	1:59.388		73.37	2.863	16:02:39.490
6 -	37.347	***87.3***	54.121	67.3	27.839	112.2	1:59.307		73.42	2.782	16:04:38.797
7 -	37.810	78.6	53.650	71.0	27.762	107.0	1:59.222		73.47	2.697	16:06:38.019
8 -	37.474	76.5	54.399	71.4	28.224	105.1	2:00.097		72.93	3.572	16:08:38.116
9 -	37.493	83.3	53.785	69.9	28.207	106.0	1:59.485		73.31	2.960	16:10:37.601
10 -	37.424	81.2	53.194	70.7	28.456	107.2	1:59.074		73.56	2.549	16:12:36.675
11 -	37.386	84.6	53.184	66.6	27.449	105.5	1:58.019		74.22	1.494	16:14:34.694
12 -	38.066	83.2	53.316	70.5	27.784	106.8	1:59.166		73.50	2.641	16:16:33.860
13 -	37.269	81.1	53.450	***73.8***	28.334	106.6	1:59.053		73.57	2.528	16:18:32.913
14 -	37.805	79.9	52.975	67.7	27.498	107.0	1:58.278		74.06	1.753	16:20:31.191
15 -	37.687	82.4	54.231	69.3	IN PIT		3:53.995	**P**	37.43	1:57.470	16:24:25.186
16 -	OUTLAP	70.6	53.995	62.7	27.462	112.9	2:03.786		70.76	7.261	16:26:28.972
17 -	37.278	80.1	52.467	68.8	***27.024***	***113.9***	1:56.769	**(3)**	75.01	0.244	16:28:25.741
18 -	36.955	75.4	***51.831***	68.6	27.739	78.5	***1:56.525***	**(1)**	***75.17***		***16:30:22.266***

P15 15 F P. CASTALDINI / M. CASTALDINI Jaguar E-type

IDEAL LAP TIME : 2:00.146 BEST LAP TIME : 2:00.661 DIFFERENCE : 0.515

LAP	SECTOR 1		SECTOR 2		SECTOR 3		LAP TIME		MPH	DIFF	TIME OF DAY
1 -		77.1	56.184	66.1	29.099	***105.1***	2:10.220		67.26	9.559	15:54:52.668
2 -	37.911	81.5	55.577	69.5	29.491	102.2	2:02.979		71.23	2.318	15:56:55.647
3 -	37.710	80.1	56.694	71.0	28.906	103.7	2:03.310		71.03	2.649	15:58:58.957
4 -	38.265	81.7	55.526	70.5	28.963	103.8	2:02.754		71.36	2.093	16:01:01.711
5 -	38.118	82.2	54.333	72.6	28.824	104.5	2:01.275		72.23	0.614	16:03:02.986
6 -	38.251	81.0	55.303	70.7	29.007	102.2	2:02.561		71.47	1.900	16:05:05.547
7 -	37.596	83.1	54.621	71.0	29.191	104.0	2:01.408		72.15	0.747	16:07:06.955
8 -	38.592	83.4	55.118	69.1	28.752	103.7	2:02.462		71.53	1.801	16:09:09.417
9 -	38.403	80.5	54.737	71.3	***28.722***	103.8	2:01.862		71.88	1.201	16:11:11.279
10 -	***37.436***	81.1	54.487	72.1	28.921	103.5	2:00.844	**(2)**	72.48	0.183	16:13:12.123
11 -	37.807	83.1	54.084	75.1	28.770	104.8	***2:00.661***	**(1)**	***72.59***		***16:15:12.784***
12 -	38.164	82.7	55.000	72.2	28.918	103.2	2:02.082		71.75	1.421	16:17:14.866
13 -	37.818	81.5	54.434	70.7	29.212	104.0	2:01.464		72.11	0.803	16:19:16.330
14 -	37.490	***83.6***	***53.988***	***78.1***	29.655	104.3	2:01.133	**(3)**	72.31	0.472	16:21:17.463
15 -	38.227	79.1	55.278	73.0	28.774	104.0	2:02.279		71.63	1.618	16:23:19.742

P16 28 F ELLORY / HOOKER Jaguar E-type

IDEAL LAP TIME : 2:00.297 BEST LAP TIME : 2:00.972 DIFFERENCE : 0.675

LAP	SECTOR 1		SECTOR 2		SECTOR 3		LAP TIME		MPH	DIFF	TIME OF DAY
1 -		72.2	57.566	58.6	29.640	101.0	2:10.759		66.99	9.787	15:54:53.207
2 -	39.419	81.9	56.431	56.0	29.147	101.3	2:04.997		70.08	4.025	15:56:58.204
3 -	39.185	79.2	55.142	60.2	28.552	108.0	2:02.879		71.28	1.907	15:59:01.083
4 -	***38.100***	78.5	54.784	62.0	28.543	105.6	2:01.427		72.14	0.455	16:01:02.510
5 -	38.517	79.0	54.161	62.1	***28.304***	107.3	2:00.982	**(2)**	72.40	0.010	16:03:03.492
6 -	38.852	80.6	54.942	63.7	28.543	104.6	2:02.337		71.60	1.365	16:05:05.829
7 -	38.297	***83.0***	54.324	61.7	28.351	***109.4***	***2:00.972***	**(1)**	***72.41***		***16:07:06.801***
8 -	39.712	82.5	55.208	***65.9***	28.842	105.6	2:03.762		70.77	2.790	16:09:10.563
9 -	38.789	80.1	***53.893***	63.0	28.477	107.0	2:01.159	**(3)**	72.30	0.187	16:11:11.722

Weather / Track : Sunny / Dry

Brands Hatch GP
Circuit Length = 2.4332 miles
Start: 15:52 Flag 16:54 End: 16:56

Legends of Brands Hatch Superprix

HSCC Jaguar Classic Challenge

RACE 5 - SECTOR ANALYSIS

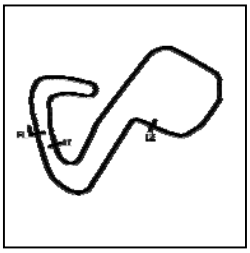

SECTOR 1 = FL to I1, SECTOR 2 = I1 to I2, SECTOR 3 = I2 to FL, DIFF = Difference To Personal Best Lap, P = Crossed Finish Line in Pit Lane, D = Time Disallowed

10 -	38.473	80.8	54.138	61.5	29.899	97.5	2:02.510	71.50	1.538	16:13:14.232
11 -	39.875	78.7	56.128	61.5	29.615	99.1	2:05.618	69.73	4.646	16:15:19.850

P17 4 F Tim MOGRIDGE Jaguar E Type

IDEAL LAP TIME : 1:56.281 BEST LAP TIME : 1:57.030 DIFFERENCE : 0.749

LAP	SECTOR 1		SECTOR 2		SECTOR 3		LAP TIME	MPH	DIFF	TIME OF DAY
1 -		***85.9***	***52.448***	***76.4***	***27.416***	100.7	2:01.271 **(3)**	72.23	4.241	15:54:43.719
2 -	***36.417***	82.8	52.896	74.3	27.717	***101.0***	***1:57.030*** **(1)**	***74.85***		***15:56:40.749***
3 -	36.915	80.8	54.100	70.7	29.747	91.9	2:00.762 **(2)**	72.53	3.732	15:58:41.511

P18 11 F FARRELL / COYNE Jaguar E-type

IDEAL LAP TIME : 1:49.333 BEST LAP TIME : 1:49.666 DIFFERENCE : 0.333

LAP	SECTOR 1		SECTOR 2		SECTOR 3		LAP TIME	MPH	DIFF	TIME OF DAY
1 -		***92.8***	49.290	***77.2***	***26.153***	***111.6***	1:53.750 **(2)**	77.00	4.084	15:54:36.198
2 -	***34.190***	91.0	***48.990***	76.1	26.486	107.3	***1:49.666*** **(1)**	***79.87***		***15:56:25.864***

Weather / Track : Sunny / Dry

Brands Hatch GP
Circuit Length = 2.4332 miles
Start: 15:52 Flag 16:54 End: 16:56

Legends of Brands Hatch Superprix

HSCC Jaguar Classic Challenge

RACE 5 - BEST SECTORS

	SECTOR 1			SECTOR 2			SECTOR 3			IDEAL / BEST COMPARISON					
POS	NO	NAME	TIME	NO	NAME	TIME	NO	NAME	TIME	POS	NO	NAME	IDEAL	BEST	DIFF
												PERFECT LAP	1:46.585		
1	145	SHORT	33.947	145	SHORT	47.605	94	PEARSON	25.033	1	145	SHORT	1:46.893	1:46.972	0.079
2	94	PEARSON	34.080	94	PEARSON	47.903	145	SHORT	25.341	2	94	PEARSON	1:47.016	1:47.285	0.269
3	10	BUTLER / RICH	34.123	10	BUTLER / RICH	48.297	10	BUTLER / RICH	25.597	3	10	BUTLER / RICH	1:48.017	1:48.371	0.354
4	11	FARRELL / COYNE	34.190	11	FARRELL / COYNE	48.990	72	BOOT	25.829	4	11	FARRELL / COYNE	1:49.333	1:49.666	0.333
5	72	BOOT	35.094	72	BOOT	49.006	11	FARRELL / COYNE	26.153	5	72	BOOT	1:49.929	1:50.488	0.559
6	36	RUSSELL / JARDIN	35.475	36	RUSSELL / JARDIN	50.103	36	RUSSELL / JARDIN	26.235	6	36	RUSSELL / JARDINE	1:51.813	1:52.588	0.775
7	20	FREIDRICHS	35.623	9	EASTICK	50.323	20	FREIDRICHS	26.650	7	20	FREIDRICHS	1:52.815	1:53.265	0.450
8	9	EASTICK	36.144	20	FREIDRICHS	50.542	9	EASTICK	26.782	8	9	EASTICK	1:53.249	1:53.509	0.260
9	4	MOGRIDGE	36.417	30	C. BALL / N. BALL	50.945	30	C. BALL / N. BALL	26.807	9	30	C. BALL / N. BALL	1:54.397	1:54.649	0.252
10	30	C. BALL / N. BALL	36.645	144	P. POCHCIOL / G. F	51.831	144	P. POCHCIOL / G. F	27.024	10	144	P. POCHCIOL / G. PC	1:55.557	1:56.525	0.968
11	144	P. POCHCIOL / G. F	36.702	68	GORDON	52.120	4	MOGRIDGE	27.416	11	4	MOGRIDGE	1:56.281	1:57.030	0.749
12	68	GORDON	36.912	4	MOGRIDGE	52.448	68	GORDON	27.807	12	68	GORDON	1:56.839	1:57.120	0.281
13	15	P. CASTALDINI / M	37.436	130	SALISBURY / DOW	53.456	130	SALISBURY / DOW	28.184	13	130	SALISBURY / DOWD	1:59.302	1:59.994	0.692
14	130	SALISBURY / DOW	37.662	28	ELLORY / HOOKER	53.893	28	ELLORY / HOOKER	28.304	14	15	P. CASTALDINI / M. C	2:00.146	2:00.661	0.515
15	28	ELLORY / HOOKER	38.100	15	P. CASTALDINI / M	53.988	15	P. CASTALDINI / M	28.722	15	28	ELLORY / HOOKER	2:00.297	2:00.972	0.675
16	23	COPE / STOATE	38.750	23	COPE / STOATE	55.080	150	Ch. KEITH-LUCAS /	29.116	16	23	COPE / STOATE	2:03.279	2:03.318	0.039
17	150	Ch. KEITH-LUCAS /	39.113	150	Ch. KEITH-LUCAS /	56.124	23	COPE / STOATE	29.449	17	150	Ch. KEITH-LUCAS / C	2:04.353	2:05.080	0.727
18	16	FLEET / KEITH-LUC	40.489	16	FLEET / KEITH-LUC	57.705	16	FLEET / KEITH-LUC	30.810	18	16	FLEET / KEITH-LUCA	2:09.004	2:09.385	0.381

Weather / Track : Sunny / Dry

Brands Hatch GP
Circuit Length = 2.4332 miles
Start: 15:52 Flag 16:54 End: 16:56

Results can be found at www.tsl-timing.com

Printed - 16:57 Saturday, 29 June 2019

Legends of Brands Hatch Superprix

HSCC Jaguar Classic Challenge

RACE 5 - BEST SPEEDS

	INTERMEDIATE 1			INTERMEDIATE 2			FINISH LINE		
POS	NO	NAME	MPH	NO	NAME	MPH	NO	NAME	MPH
1	**145**	SHORT	**94.6**	**145**	SHORT	**80.9**	**94**	PEARSON	**122.6**
2	**94**	PEARSON	**93.8**	**10**	BUTLER / RICH	**80.6**	**72**	BOOT	**121.5**
3	**10**	BUTLER / RICH	**93.8**	**94**	PEARSON	**78.2**	**10**	BUTLER / RICH	**120.4**
4	**11**	FARRELL / COYNE	**92.8**	**15**	P. CASTALDINI / M. CASTALDIN	**78.1**	**145**	SHORT	**120.4**
5	**72**	BOOT	**92.0**	**9**	EASTICK	**77.8**	**36**	RUSSELL / JARDINE	**116.3**
6	**36**	RUSSELL / JARDINE	**91.3**	**11**	FARRELL / COYNE	**77.2**	**20**	FREIDRICHS	**115.7**
7	**20**	FREIDRICHS	**88.3**	**68**	GORDON	**77.0**	**9**	EASTICK	**115.3**
8	**144**	P. POCHCIOL / G. POCHCIOL	**87.3**	**4**	MOGRIDGE	**76.4**	**30**	C. BALL / N. BALL	**115.1**
9	**9**	EASTICK	**86.5**	**72**	BOOT	**76.1**	**144**	P. POCHCIOL / G. POCHCIOL	**113.9**
10	**4**	MOGRIDGE	**85.9**	**36**	RUSSELL / JARDINE	**75.9**	**11**	FARRELL / COYNE	**111.6**
11	**68**	GORDON	**84.4**	**30**	C. BALL / N. BALL	**75.4**	**28**	ELLORY / HOOKER	**109.4**
12	**30**	C. BALL / N. BALL	**84.3**	**130**	SALISBURY / DOWD	**74.3**	**68**	GORDON	**108.0**
13	**15**	P. CASTALDINI / M. CASTALDIN	**83.6**	**144**	P. POCHCIOL / G. POCHCIOL	**73.8**	**130**	SALISBURY / DOWD	**105.1**
14	**28**	ELLORY / HOOKER	**83.0**	**23**	COPE / STOATE	**73.1**	**15**	P. CASTALDINI / M. CASTALDIN	**105.1**
15	**130**	SALISBURY / DOWD	**81.8**	**20**	FREIDRICHS	**72.0**	**150**	Ch. KEITH-LUCAS / Cl. KEITH-LU	**103.4**
16	**23**	COPE / STOATE	**79.6**	**150**	Ch. KEITH-LUCAS / Cl. KEITH-LU	**70.6**	**23**	COPE / STOATE	**102.4**
17	**150**	Ch. KEITH-LUCAS / Cl. KEITH-LU	**77.0**	**28**	ELLORY / HOOKER	**65.9**	**4**	MOGRIDGE	**101.0**
18	**16**	FLEET / KEITH-LUCAS	**73.9**	**16**	FLEET / KEITH-LUCAS	**63.7**	**16**	FLEET / KEITH-LUCAS	**92.8**

Weather / Track : Sunny / Dry

Brands Hatch GP
Circuit Length = 2.4332 miles
Start: 15:52 Flag 16:54 End: 16:56

Results can be found at www.tsl-timing.com

Printed - 16:58 Saturday, 29 June 2019

Legends of Brands Hatch Superprix

HSCC Jaguar Classic Challenge

RACE 5 - STATISTICS

Competitors Started	18
Planned Start	2019-06-29 @ 15:45:00.000
Actual Start	2019-06-29 @ 15:52:42.447
Finish Time	2019-06-29 @ 16:54:08.436
Track Length	2.4332mi.
Total Laps	447
Total Distance Covered	1087.6804mi.

Session Fastest Lap History

NO	CL	NAME	LAP TIME	TIME OF DAY	LAP	VEHICLE
94	E	**Gary PEARSON**	**1:50.964**	15:54:33.435	1	Jaguar E-type
94	E	**Gary PEARSON**	**1:47.346**	15:56:20.781	2	Jaguar E-type
94	E	**Gary PEARSON**	**1:47.285**	16:10:42.832	10	Jaguar E-type
145	E	**Ben SHORT**	**1:46.972**	16:10:45.398	10	Jaguar E-type

Session Leader History

NO	CL	NAME	FROM LAP	LAPS LED	DISTANCE	VEHICLE
94	E	**Gary PEARSON**	1	33	80.29 miles	Jaguar E-type

Flag History

TYPE	TIME OF DAY
GREEN	15:52:42.447
FINISH	16:54:08.436

Flag Statistics

TYPE	COUNT	TOTAL LAPS	TOTAL TIME
Green	1	33	1:03:26.264
Red	0	0	0.000
Safety Car	0	0	0.000
FCY	0	0	0.000

Brands Hatch GP
Circuit Length = 2.4332 miles
Start: 15:52 Flag 16:54 End: 16:56

Weather / Track : Sunny / Dry

These results are provisional until the conclusion of any judicial and technical matters.

Clerk Of Course : Julian Floyd		Timekeeper : Nick Palmer

Legends of Brands Hatch Superprix

HSCC Jaguar Classic Challenge

RACE 5 - STATISTICS

CLASS : C

3 Starters

Fastest Lap History

NO	NAME	LAP TIME	TIME OF DAY	LAP	VEHICLE
20	**Rudi FREIDRICHS**	**1:58.483**	15:54:40.941	1	Jaguar C-Type
20	**Rudi FREIDRICHS**	**1:55.616**	15:56:36.558	2	Jaguar C-Type
20	**Rudi FREIDRICHS**	**1:54.698**	16:00:27.222	4	Jaguar C-Type
20	**Rudi FREIDRICHS**	**1:54.024**	16:02:21.246	5	Jaguar C-Type
20	**Rudi FREIDRICHS**	**1:53.860**	16:09:59.546	9	Jaguar C-Type
20	**Rudi FREIDRICHS**	**1:53.616**	16:11:53.162	10	Jaguar C-Type
20	**Rudi FREIDRICHS**	**1:53.408**	16:19:28.278	14	Jaguar C-Type
20	**Rudi FREIDRICHS**	**1:53.265**	16:21:21.544	15	Jaguar C-Type

Leader History

NO	NAME	FROM LAP	LAPS LED	DISTANCE	VEHICLE
20	**Rudi FREIDRICHS**	1	26	63.26 miles	Jaguar C-Type
9	**Ben EASTICK**	27	6	14.59 miles	Jaguar D-type

Brands Hatch GP
Circuit Length = 2.4332 miles
Start: 15:52 Flag 16:54 End: 16:56

Weather / Track : Sunny / Dry

These results are provisional until the conclusion of any judicial and technical matters.

Clerk Of Course : Julian Floyd		Timekeeper : Nick Palmer

Legends of Brands Hatch Superprix

HSCC Jaguar Classic Challenge

RACE 5 - STATISTICS

CLASS : E

5 Starters

Fastest Lap History

NO	NAME	LAP TIME	TIME OF DAY	LAP	VEHICLE
94	**Gary PEARSON**	**1:50.964**	15:54:33.435	1	Jaguar E-type
94	**Gary PEARSON**	**1:47.346**	15:56:20.781	2	Jaguar E-type
94	**Gary PEARSON**	**1:47.285**	16:10:42.832	10	Jaguar E-type
145	**Ben SHORT**	**1:46.972**	16:10:45.398	10	Jaguar E-type

Leader History

NO	NAME	FROM LAP	LAPS LED	DISTANCE	VEHICLE
94	**Gary PEARSON**	1	33	80.29 miles	Jaguar E-type

Brands Hatch GP

Weather / Track : Sunny / Dry

Circuit Length = 2.4332 miles

These results are provisional until the conclusion of any judicial and technical matters.

Start: 15:52 Flag 16:54 End: 16:56

Clerk Of Course : Julian Floyd		Timekeeper : Nick Palmer

Legends of Brands Hatch Superprix

HSCC Jaguar Classic Challenge

RACE 5 - STATISTICS

CLASS : F

5 Starters

Fastest Lap History

NO	NAME	LAP TIME	TIME OF DAY	LAP	VEHICLE
11	**FARRELL / COYNE**	**1:53.750**	15:54:36.227	1	Jaguar E-type
11	**FARRELL / COYNE**	**1:49.666**	15:56:25.896	2	Jaguar E-type

Leader History

NO	NAME	FROM LAP	LAPS LED	DISTANCE	VEHICLE
11	**FARRELL / COYNE**	1	2	4.86 miles	Jaguar E-type
36	**RUSSELL / JARDINE**	3	30	72.99 miles	Jaguar E-type

Brands Hatch GP
Circuit Length = 2.4332 miles
Start: 15:52 Flag 16:54 End: 16:56

Weather / Track : Sunny / Dry

These results are provisional until the conclusion of any judicial and technical matters.

Clerk Of Course : Julian Floyd		Timekeeper : Nick Palmer

Legends of Brands Hatch Superprix

HSCC Jaguar Classic Challenge

RACE 5 - STATISTICS

CLASS : I

2 Starters

Fastest Lap History

NO	NAME	LAP TIME	TIME OF DAY	LAP	VEHICLE
130	**SALISBURY / DOWD**	**2:12.069**	15:54:54.546	1	Jaguar Mk1
130	**SALISBURY / DOWD**	**2:05.720**	15:57:00.266	2	Jaguar Mk1
23	**COPE / STOATE**	**2:05.671**	15:57:01.819	2	Jaguar S-type
130	**SALISBURY / DOWD**	**2:04.332**	15:59:04.596	3	Jaguar Mk1
130	**SALISBURY / DOWD**	**2:04.292**	16:03:13.222	5	Jaguar Mk1
130	**SALISBURY / DOWD**	**2:03.969**	16:05:17.193	6	Jaguar Mk1
23	**COPE / STOATE**	**2:03.595**	16:11:38.739	9	Jaguar S-type
23	**COPE / STOATE**	**2:03.318**	16:15:46.476	11	Jaguar S-type
130	**SALISBURY / DOWD**	**2:01.355**	16:29:35.049	17	Jaguar Mk1
130	**SALISBURY / DOWD**	**2:00.165**	16:31:35.214	18	Jaguar Mk1
130	**SALISBURY / DOWD**	**2:00.144**	16:33:35.358	19	Jaguar Mk1
130	**SALISBURY / DOWD**	**1:59.994**	16:47:39.447	26	Jaguar Mk1

Leader History

NO	NAME	FROM LAP	LAPS LED	DISTANCE	VEHICLE
130	**SALISBURY / DOWD**	1	14	34.06 miles	Jaguar Mk1
23	**COPE / STOATE**	15	1	2.43 miles	Jaguar S-type
130	**SALISBURY / DOWD**	16	15	36.49 miles	Jaguar Mk1

Brands Hatch GP

Weather / Track : Sunny / Dry

Circuit Length = 2.4332 miles

These results are provisional until the conclusion of any judicial and technical matters.

Start: 15:52 Flag 16:54 End: 16:56

Clerk Of Course : Julian Floyd		Timekeeper : Nick Palmer

Legends of Brands Hatch Superprix

HSCC Jaguar Classic Challenge

RACE 5 - STATISTICS

CLASS : A

3 Starters

Fastest Lap History

NO	NAME	LAP TIME	TIME OF DAY	LAP	VEHICLE
68	**Marc GORDON**	**2:06.904**	15:54:49.363	1	Jaguar XK150
68	**Marc GORDON**	**1:59.604**	15:56:48.966	2	Jaguar XK150
68	**Marc GORDON**	**1:58.154**	15:58:47.120	3	Jaguar XK150
68	**Marc GORDON**	**1:57.120**	16:00:44.240	4	Jaguar XK150

Leader History

NO	NAME	FROM LAP	LAPS LED	DISTANCE	VEHICLE
68	**Marc GORDON**	1	31	75.43 miles	Jaguar XK150

Brands Hatch GP

Weather / Track : Sunny / Dry

Circuit Length = 2.4332 miles

These results are provisional until the conclusion of any judicial and technical matters.

Start: 15:52 Flag 16:54 End: 16:56

Clerk Of Course : Julian Floyd		Timekeeper : Nick Palmer

Sheet No:

Legends of Brands Hatch Superprix

HSCC Dunlop Saloon Car Cup

QUALIFYING - RACE 8 - CLASSIFICATION - AMENDED

POS	NO	CL	PIC	NAME	ENTRY	TIME	ON	LAPS	GAP	DIFF	MPH
1	**1**	GA1	1	**Michael LYONS**	Ford Sierra RS500	**1:35.950**	8	8			91.29
2	**16**	GA4	1	**Steve DANCE**	Ford Capri	**1:38.972**	7	7	**3.022**	3.022	88.50
3	**20**	GA1	2	**Carey McMAHON**	Ford Sierra Cosworth RS500	**1:43.178**	4	4	**7.228**	4.206	84.90
4	**18**	ST2	1	**Darren FIELDING**	Vauxhall Cavalier	**1:43.310**	5	6	**7.360**	0.132	84.79
5	**60**	GA1	3	**Dave COYNE**	Ford Sierra RS500	**1:44.039**	5	7	**8.089**	0.729	84.19
6	**11**	ST1	1	**Steffan IRMLER**	Opel Vectra	**1:44.768**	7	7	**8.818**	0.729	83.61
7	**67**	ST2	2	**Tony ABSOLOM**	Vauxhall Cavalier	**1:45.316**	7	7	**9.366**	0.548	83.17
8	**42**	GA4	2	**George POCHCIOL**	Ford Capri	**1:46.269**	7	8	**10.319**	0.953	82.43

Car 60 is driven by Dave Coyne not Mark Wright

Brands Hatch GP
Circuit Length = 2.4332 miles
Start: 12:20 Flag 12:42 End: 12:42

Weather / Track : Sunny / Dry
These results are provisional until the conclusion of any judicial and technical matters.

Clerk Of Course : Julian Floyd		Timekeeper : Nick Palmer

Results can be found at www.tsl-timing.com

Printed - 15:30 Saturday, 29 June 2019

Legends of Brands Hatch Superprix

HSCC Dunlop Saloon Car Cup

QUALIFYING - RACE 8 - SECTOR ANALYSIS - AMENDED

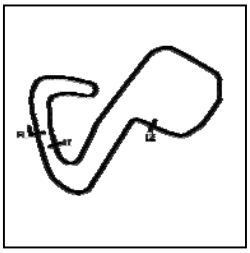

SECTOR 1 = FL to I1, SECTOR 2 = I1 to I2, SECTOR 3 = I2 to FL, DIFF = Difference To Personal Best Lap, P = Crossed Finish Line in Pit Lane, D = Time Disallowed

P1 1 GA1 Michael LYONS — Ford Sierra RS500

IDEAL LAP TIME : 1:35.827 BEST LAP TIME : 1:35.950 DIFFERENCE : 0.123

LAP	SECTOR 1		SECTOR 2		SECTOR 3		LAP TIME		MPH	DIFF	TIME OF DAY
1 -	OUTLAP	90.9	48.884	72.0	24.892	126.1	1:53.775		76.99	17.825	12:22:24.208
2 -	32.717	89.5	55.802	59.2	31.520	90.6	2:00.039		72.97	24.089	12:24:24.247
3 -	38.705	79.4	55.536	57.2	IN PIT		7:49.282	P	18.66	6:13.332	12:32:13.529
4 -	OUTLAP	92.6	43.451	85.8	***22.642***	131.5	1:41.058		86.68	5.108	12:33:54.587
5 -	31.190	101.0	42.554	84.5	23.168	129.5	1:36.912	(3)	90.38	0.962	12:35:31.499
6 -	31.349	95.8	42.842	88.0	22.915	130.8	1:37.106		90.20	1.156	12:37:08.605
7 -	31.024	103.5	42.693	***89.9***	22.842	***132.1***	1:36.559	(2)	90.72	0.609	12:38:45.164
8 -	***30.783***	***105.1***	***42.402***	87.3	22.765	131.8	***1:35.950***	(1)	***91.29***		***12:40:21.114***

P2 16 GA4 Steve DANCE — Ford Capri

IDEAL LAP TIME : 1:38.875 BEST LAP TIME : 1:38.972 DIFFERENCE : 0.097

LAP	SECTOR 1		SECTOR 2		SECTOR 3		LAP TIME		MPH	DIFF	TIME OF DAY
1 -	OUTLAP	77.5	53.079	72.0	25.656	116.3	2:03.679		70.82	24.707	12:22:44.156
2 -	34.515	89.7	52.596	66.1	36.038	64.6	2:03.149		71.13	24.177	12:24:47.305
3 -	40.633	76.0	55.271	63.3	IN PIT		7:49.058	P	18.67	6:10.086	12:32:36.363
4 -	OUTLAP	67.1	52.156	78.1	24.314	128.3	1:56.876		74.94	17.904	12:34:33.239
5 -	32.899	93.9	45.252	81.1	23.375	131.3	1:41.526	(3)	86.28	2.554	12:36:14.765
6 -	31.948	***100.0***	44.560	***83.9***	23.250	***132.3***	1:39.758	(2)	87.81	0.786	12:37:54.523
7 -	31.671	99.4	***44.215***	82.7	***23.086***	130.8	***1:38.972***	(1)	***88.50***		***12:39:33.495***

P3 20 GA1 Carey McMAHON — Ford Sierra Cosworth RS500

IDEAL LAP TIME : 1:43.100 BEST LAP TIME : 1:43.178 DIFFERENCE : 0.078

LAP	SECTOR 1		SECTOR 2		SECTOR 3		LAP TIME		MPH	DIFF	TIME OF DAY
1 -	OUTLAP	89.4	9:49.750	32.0	IN PIT		12:51.731	P	11.35	11:08.553	12:33:24.895
2 -	OUTLAP	81.0	54.943	67.0	26.299	122.9	2:04.152		70.55	20.974	12:35:29.047
3 -	33.965	84.2	48.387	77.7	24.278	129.0	1:46.630	(2)	82.15	3.452	12:37:15.677
4 -	32.236	93.5	***47.040***	***80.0***	***23.902***	***131.0***	***1:43.178***	(1)	***84.90***		***12:38:58.855***

P4 18 ST2 Darren FIELDING — Vauxhall Cavalier

IDEAL LAP TIME : 1:42.395 BEST LAP TIME : 1:43.310 DIFFERENCE : 0.915

LAP	SECTOR 1		SECTOR 2		SECTOR 3		LAP TIME		MPH	DIFF	TIME OF DAY
1 -	OUTLAP	79.8	57.599	62.3	IN PIT		3:00.228	P	48.60	1:16.918	12:25:09.568
2 -	OUTLAP	83.0	55.125	67.7	IN PIT		7:28.079	P	19.54	5:44.769	12:32:37.647
3 -	OUTLAP	85.4	49.200	78.3	25.663		1:54.323		76.62	11.013	12:34:31.970
4 -	33.458	91.0	48.289	83.3	24.773		1:46.520	(3)	82.23	3.210	12:36:18.490
5 -	32.572	93.5	46.389	85.1	***24.349***		***1:43.310***	(1)	***84.79***		***12:38:01.800***
6 -	32.096	95.4	47.332	***85.9***	25.284		1:44.712	(2)	83.65	1.402	12:39:46.512

P5 60 GA1 Dave COYNE — Ford Sierra RS500

IDEAL LAP TIME : 1:43.797 BEST LAP TIME : 1:44.039 DIFFERENCE : 0.242

LAP	SECTOR 1		SECTOR 2		SECTOR 3		LAP TIME		MPH	DIFF	TIME OF DAY
1 -	OUTLAP	86.4	51.749	72.0	25.890	115.3	1:58.689		73.80	14.650	12:22:40.205
2 -	33.489	91.8	47.898	77.0	IN PIT		3:52.805	P	37.62	2:08.766	12:26:33.010
3 -	OUTLAP	81.2	1:10.881	45.1	IN PIT		6:05.963	P	23.93	4:21.924	12:32:38.973
4 -	OUTLAP	92.0	46.641	79.7	25.206	119.4	1:49.275		80.16	5.236	12:34:28.248
5 -	***32.740***	98.1	46.513	81.1	***24.786***	107.8	***1:44.039***	(1)	***84.19***		***12:36:12.287***
6 -	33.643	94.3	46.748	***81.2***	24.839	***120.9***	1:45.230	(3)	83.24	1.191	12:37:57.517
7 -	32.848	97.8	***46.271***	77.5	25.026	***120.9***	1:44.145	(2)	84.11	0.106	12:39:41.662

P6 11 ST1 Steffan IRMLER — Opel Vectra

IDEAL LAP TIME : 1:44.280 BEST LAP TIME : 1:44.768 DIFFERENCE : 0.488

LAP	SECTOR 1		SECTOR 2		SECTOR 3		LAP TIME		MPH	DIFF	TIME OF DAY
1 -	OUTLAP	74.3	57.382	64.3	28.048	111.8	2:10.118		67.32	25.350	12:22:59.616
2 -	36.786	56.9	1:33.510	44.0	44.312	59.2	2:54.608		50.16	1:09.840	12:25:54.224
3 -	55.341	39.6	1:31.268	38.7	IN PIT		6:30.042	P	22.45	4:45.274	12:32:24.266

Weather / Track : Sunny / Dry

Brands Hatch GP
Circuit Length = 2.4332 miles
Start: 12:20 Flag 12:42 End: 12:42

Legends of Brands Hatch Superprix

HSCC Dunlop Saloon Car Cup

QUALIFYING - RACE 8 - SECTOR ANALYSIS - AMENDED

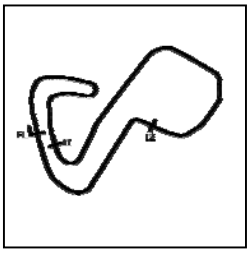

SECTOR 1 = FL to I1, SECTOR 2 = I1 to I2, SECTOR 3 = I2 to FL, DIFF = Difference To Personal Best Lap, P = Crossed Finish Line in Pit Lane, D = Time Disallowed

4 -	OUTLAP	86.2	50.135	68.6	26.885	118.3	1:56.523		75.17	11.755	12:34:20.789
5 -	33.989	89.2	49.137	72.7	25.094	119.6	1:48.220	(3)	80.94	3.452	12:36:09.009
6 -	33.361	91.9	48.243	74.4	25.274	120.6	1:46.878	(2)	81.96	2.110	12:37:55.887
7 -	33.280	93.4	***47.110***	***77.9***	***24.378***	***121.7***	***1:44.768***	**(1)**	***83.61***		***12:39:40.655***

P7 67 ST2 Tony ABSOLOM Vauxhall Cavalier

IDEAL LAP TIME : 1:45.025 BEST LAP TIME : 1:45.316 DIFFERENCE : 0.291

LAP	SECTOR 1		SECTOR 2		SECTOR 3		LAP TIME		MPH	DIFF	TIME OF DAY
1 -	OUTLAP	82.9	53.804	67.6	27.490	101.8	2:02.985		71.22	17.669	12:23:19.192
2 -	39.958	78.6	1:11.753	42.3	44.173	58.1	2:35.884		56.19	50.568	12:25:55.076
3 -	55.678	34.4	1:30.973	37.2	IN PIT		6:30.488	**P**	22.43	4:45.172	12:32:25.564
4 -	OUTLAP	87.2	49.891	74.6	25.970	116.3	1:54.545		76.47	9.229	12:34:20.109
5 -	33.989	90.8	48.337	78.8	25.326	116.5	1:47.652	**(3)**	81.37	2.336	12:36:07.761
6 -	33.369	92.6	47.699	80.8	25.247	116.1	1:46.315	**(2)**	82.39	0.999	12:37:54.076
7 -	33.137	***95.0***	***47.208***	***82.3***	***24.971***	***117.7***	***1:45.316***	**(1)**	***83.17***		***12:39:39.392***

P8 42 GA4 George POCHCIOL Ford Capri

IDEAL LAP TIME : 1:46.011 BEST LAP TIME : 1:46.269 DIFFERENCE : 0.258

LAP	SECTOR 1		SECTOR 2		SECTOR 3		LAP TIME		MPH	DIFF	TIME OF DAY
1 -	OUTLAP	70.3	52.394	66.2	26.131	114.5	2:00.480		72.70	14.211	12:22:20.305
2 -	34.102	90.3	57.314	59.4	32.308	91.0	2:03.724		70.80	17.455	12:24:24.029
3 -	35.833	81.2	56.941	64.4	28.959	88.4	2:01.733		71.95	15.464	12:26:25.762
4 -	39.590	62.1	1:17.527	38.5	IN PIT		6:30.901	**P**	22.40	4:44.632	12:32:56.663
5 -	OUTLAP	81.4	49.219	72.7	25.439	115.7	1:52.325		77.98	6.056	12:34:48.988
6 -	33.331	***92.1***	48.604	74.7	25.443	115.9	1:47.378	**(3)**	81.57	1.109	12:36:36.366
7 -	33.291	91.5	47.822	76.7	***25.156***	116.1	***1:46.269***	**(1)**	***82.43***		***12:38:22.635***
8 -	***33.172***	87.0	***47.683***	***77.8***	25.504	***116.5***	1:46.359	**(2)**	82.36	0.090	12:40:08.994

Weather / Track : Sunny / Dry

Brands Hatch GP
Circuit Length = 2.4332 miles
Start: 12:20 Flag 12:42 End: 12:42

Legends of Brands Hatch Superprix

HSCC Dunlop Saloon Car Cup

QUALIFYING - RACE 8 - BEST SECTORS

SECTOR 1				SECTOR 2				SECTOR 3				IDEAL / BEST COMPARISON					
POS	NO	NAME	TIME	NO	NAME	TIME	NO	NAME	TIME	POS	NO	NAME	IDEAL	BEST	DIFF
												PERFECT LAP	1:35.827		
1	1	LYONS	30.783	1	LYONS	42.402	1	LYONS	22.642	*1*	1	LYONS	1:35.827	1:35.950	0.123
2	16	DANCE	31.574	16	DANCE	44.215	16	DANCE	23.086	*2*	16	DANCE	1:38.875	1:38.972	0.097
3	18	FIELDING	32.087	18	FIELDING	45.959	20	McMAHON	23.902	*3*	18	FIELDING	1:42.395	1:43.310	0.915
4	20	McMAHON	32.158	60	WRIGHT	46.271	18	FIELDING	24.349	*4*	20	McMAHON	1:43.100	1:43.178	0.078
5	60	WRIGHT	32.740	20	McMAHON	47.040	11	IRMLER	24.378	*5*	60	WRIGHT	1:43.797	1:44.039	0.242
6	11	IRMLER	32.792	11	IRMLER	47.110	60	WRIGHT	24.786	*6*	11	IRMLER	1:44.280	1:44.768	0.488
7	67	ABSOLOM	32.846	67	ABSOLOM	47.208	67	ABSOLOM	24.971	*7*	67	ABSOLOM	1:45.025	1:45.316	0.291
8	42	POCHCIOL	33.172	42	POCHCIOL	47.683	42	POCHCIOL	25.156	*8*	42	POCHCIOL	1:46.011	1:46.269	0.258

Weather / Track : Sunny / Dry

Brands Hatch GP
Circuit Length = 2.4332 miles
Start: 12:20 Flag 12:42 End: 12:42

Results can be found at www.tsl-timing.com

Printed - 12:44 Saturday, 29 June 2019

Legends of Brands Hatch Superprix

HSCC Dunlop Saloon Car Cup

QUALIFYING - RACE 8 - BEST SPEEDS

	INTERMEDIATE 1			INTERMEDIATE 2			FINISH LINE		
POS	NO	NAME	MPH	NO	NAME	MPH	NO	NAME	MPH
1	**1**	LYONS	**105.1**	**1**	LYONS	**89.9**	**16**	DANCE	**132.3**
2	**20**	McMAHON	**102.9**	**18**	FIELDING	**85.9**	**1**	LYONS	**132.1**
3	**16**	DANCE	**100.0**	**16**	DANCE	**83.9**	**20**	McMAHON	**131.0**
4	**60**	WRIGHT	**98.6**	**67**	ABSOLOM	**82.3**	**11**	IRMLER	**121.7**
5	**18**	FIELDING	**96.2**	**60**	WRIGHT	**81.2**	**60**	WRIGHT	**120.9**
6	**67**	ABSOLOM	**95.0**	**20**	McMAHON	**80.0**	**67**	ABSOLOM	**117.7**
7	**11**	IRMLER	**93.7**	**11**	IRMLER	**77.9**	**42**	POCHCIOL	**116.5**
8	**42**	POCHCIOL	**92.1**	**42**	POCHCIOL	**77.8**			

Weather / Track : Sunny / Dry

Brands Hatch GP
Circuit Length = 2.4332 miles
Start: 12:20 Flag 12:42 End: 12:42

Results can be found at www.tsl-timing.com

Printed - 12:44 Saturday, 29 June 2019

Legends of Brands Hatch Superprix

HSCC Dunlop Saloon Car Cup

QUALIFYING - RACE 8 - STATISTICS - AMENDED

Competitors Started	8
Planned Start	2019-06-29 @ 12:15:00.000
Actual Start	2019-06-29 @ 12:20:12.174
Finish Time	2019-06-29 @ 12:42:15.333
Track Length	2.4332mi.
Total Laps	54
Total Distance Covered	131.3976mi.

Session Fastest Lap History

NO	CL	NAME	LAP TIME	TIME OF DAY	LAP	VEHICLE
42	GA4	**George POCHCIOL**	**2:03.724**	12:24:24.043	2	Ford Capri
1	GA1	**Michael LYONS**	**2:00.039**	12:24:24.267	2	Ford Sierra RS500
1	GA1	**Michael LYONS**	**1:36.912**	12:35:31.511	5	Ford Sierra RS500
1	GA1	**Michael LYONS**	**1:36.559**	12:38:45.174	7	Ford Sierra RS500
1	GA1	**Michael LYONS**	**1:35.950**	12:40:21.125	8	Ford Sierra RS500

Flag History

TYPE	TIME OF DAY
GREEN	12:20:12.174
SAFETY	12:23:07.062
RED	12:26:44.348
GREEN	12:31:51.776
GREEN	12:31:51.779
RED	12:40:40.802
FINISH	12:42:15.333

Flag Statistics

TYPE	COUNT	TOTAL LAPS	TOTAL TIME
Green	3	6	11:43.913
Red	2	0	6:41.958
Safety Car	1	2	3:37.286
FCY	0	0	0.000

Brands Hatch GP
Circuit Length = 2.4332 miles
Start: 12:20 Flag 12:42 End: 12:42

Weather / Track : Sunny / Dry

These results are provisional until the conclusion of any judicial and technical matters.

Clerk Of Course : Julian Floyd		Timekeeper : Nick Palmer

Legends of Brands Hatch Superprix

HSCC Dunlop Saloon Car Cup

QUALIFYING - RACE 8 - STATISTICS - AMENDED

CLASS : GA1

3 Starters

Fastest Lap History

NO	NAME	LAP TIME	TIME OF DAY	LAP	VEHICLE
1	**Michael LYONS**	**2:00.039**	12:24:24.267	2	Ford Sierra RS500
1	**Michael LYONS**	**1:36.912**	12:35:31.511	5	Ford Sierra RS500
1	**Michael LYONS**	**1:36.559**	12:38:45.174	7	Ford Sierra RS500
1	**Michael LYONS**	**1:35.950**	12:40:21.125	8	Ford Sierra RS500

Brands Hatch GP

Weather / Track : Sunny / Dry

Circuit Length = 2.4332 miles

These results are provisional until the conclusion of any judicial and technical matters.

Start: 12:20 Flag 12:42 End: 12:42

Clerk Of Course : Julian Floyd		Timekeeper : Nick Palmer

Legends of Brands Hatch Superprix

HSCC Dunlop Saloon Car Cup

QUALIFYING - RACE 8 - STATISTICS - AMENDED

CLASS : GA4

2 Starters

Fastest Lap History

NO	NAME	LAP TIME	TIME OF DAY	LAP	VEHICLE
42	**George POCHCIOL**	**2:03.724**	12:24:24.043	2	Ford Capri
16	**Steve DANCE**	**2:03.149**	12:24:47.325	2	Ford Capri
42	**George POCHCIOL**	**2:01.733**	12:26:25.777	3	Ford Capri
16	**Steve DANCE**	**1:41.526**	12:36:14.776	5	Ford Capri
16	**Steve DANCE**	**1:39.758**	12:37:54.533	6	Ford Capri
16	**Steve DANCE**	**1:38.972**	12:39:33.504	7	Ford Capri

Brands Hatch GP

Weather / Track : Sunny / Dry

Circuit Length = 2.4332 miles

These results are provisional until the conclusion of any judicial and technical matters.

Start: 12:20 Flag 12:42 End: 12:42

Clerk Of Course : Julian Floyd		Timekeeper : Nick Palmer

Legends of Brands Hatch Superprix

HSCC Dunlop Saloon Car Cup

QUALIFYING - RACE 8 - STATISTICS - AMENDED

CLASS : ST1

1 Starters

Fastest Lap History

NO	NAME	LAP TIME	TIME OF DAY	LAP	VEHICLE
11	**Steffan IRMLER**	**2:54.608**	12:25:54.169	2	Opel Vectra
11	**Steffan IRMLER**	**1:48.220**	12:36:09.064	5	Opel Vectra
11	**Steffan IRMLER**	**1:46.878**	12:37:55.941	6	Opel Vectra
11	**Steffan IRMLER**	**1:44.768**	12:39:40.708	7	Opel Vectra

Brands Hatch GP

Weather / Track : Sunny / Dry

Circuit Length = 2.4332 miles

These results are provisional until the conclusion of any judicial and technical matters.

Start: 12:20 Flag 12:42 End: 12:42

Clerk Of Course : Julian Floyd		Timekeeper : Nick Palmer

Legends of Brands Hatch Superprix

HSCC Dunlop Saloon Car Cup

QUALIFYING - RACE 8 - STATISTICS - AMENDED

CLASS : ST2

2 Starters

Fastest Lap History

NO	NAME	LAP TIME	TIME OF DAY	LAP	VEHICLE
67	**Tony ABSOLOM**	**2:35.884**	12:25:55.098	2	Vauxhall Cavalier
67	**Tony ABSOLOM**	**1:47.652**	12:36:07.772	5	Vauxhall Cavalier
18	**Darren FIELDING**	**1:46.520**	12:36:18.512	4	Vauxhall Cavalier
67	**Tony ABSOLOM**	**1:46.315**	12:37:54.086	6	Vauxhall Cavalier
18	**Darren FIELDING**	**1:43.310**	12:38:01.814	5	Vauxhall Cavalier

Brands Hatch GP

Weather / Track : Sunny / Dry

Circuit Length = 2.4332 miles

These results are provisional until the conclusion of any judicial and technical matters.

Start: 12:20 Flag 12:42 End: 12:42

Clerk Of Course : Julian Floyd		Timekeeper : Nick Palmer

Sheet No:

Legends of Brands Hatch Superprix

HSCC Dunlop Saloon Car Cup

RACE 8 - GRID (20 minutes) - AMENDED

ROW 4	7	67	Tony ABSOLOM	1:45.316	8	42	George POCHCIOL	1:46.269
ROW 3	5	60	Dave COYNE	1:44.039	6	11	Steffan IRMLER	1:44.768
ROW 2	3	20	Carey McMAHON	1:43.178	4	18	Darren FIELDING	1:43.310
ROW 1	1	1	Michael LYONS	1:35.950	2	16	Steve DANCE	1:38.972

Pole

Brands Hatch GP
Circuit Length = 2.4332 miles

These results are provisional until the conclusion of any judicial and technical matters.

Clerk Of Course :		Timekeeper : Nick Palmer

Results can be found at www.tsl-timing.com

Printed - 15:45 Saturday, 29 June 2019

Sheet No:

Legends of Brands Hatch Superprix

HSCC Dunlop Saloon Car Cup

RACE 8 - CLASSIFICATION

POS	NO	CL	PIC	NAME	ENTRY	LAPS	TIME	GAP	DIFF	MPH	BEST	ON
1	**1**	GA1	*1*	Michael LYONS	Ford Sierra RS500	**8**	13:00.334			89.80	**1:36.495**	6
2	**16**	GA4	*1*	Steve DANCE	Ford Capri	**8**	13:32.523	**32.189**	32.189	86.24	**1:40.455**	5
3	**60**	GA1	*2*	Dave COYNE	Ford Sierra RS500	**8**	13:53.443	**53.109**	20.920	84.08	**1:42.832**	8
4	**11**	ST1	*1*	Steffan IRMLER	Opel Vectra	**8**	13:53.825	**53.491**	0.382	84.04	**1:42.304**	7
5	**67**	ST2	*1*	Tony ABSOLOM	Vauxhall Cavalier	**8**	13:54.839	**54.505**	1.014	83.94	**1:41.837**	7
6	**18***	ST2	*2*	Darren FIELDING	Vauxhall Cavalier	**8**	13:55.634	**55.300**	0.795	83.86	**1:40.787**	8
7	**42**	GA4	*2*	George POCHCIOL	Ford Capri	**6**	13:19.308	**2 Laps**	2 Laps	65.75	**1:46.781**	3
					NOT CLASSIFIED							
DNF	**20**	GA1		Carey McMAHON	Ford Sierra Cosworth RS500	**1**	1:46.275	**7 Laps**	5 Laps	82.42	**1:46.275**	1
					FASTEST LAP							
	1	GA1		Michael LYONS	Ford Sierra RS500	**6**	1:36.495		90.78 mph		146.09 kph	
	16	GA4		Steve DANCE	Ford Capri	**5**	1:40.455		87.20 mph		140.33 kph	
	18	ST2		Darren FIELDING	Vauxhall Cavalier	**8**	1:40.787		86.91 mph		139.87 kph	
	11	ST1		Steffan IRMLER	Opel Vectra	**7**	1:42.304		85.62 mph		137.80 kph	

***Car 18 - Please check transponder charge - Stopped working at the end of race.**

Brands Hatch GP
Circuit Length = 2.4332 miles
Start: 18:14 Flag 18:27 End: 18:28

Weather / Track : Sunny / Dry

These results are provisional until the conclusion of any judicial and technical matters.

Clerk Of Course : Julian Floyd		Timekeeper : Nick Palmer

Results can be found at www.tsl-timing.com

Printed - 18:31 Saturday, 29 June 2019

Legends of Brands Hatch Superprix

HSCC Dunlop Saloon Car Cup

RACE 8 - LAP CHART

LAP 1		@ 18:15:49.685
NO	BEHIND	LAP TIME
1		1:40.357
16	3.028	1:43.385
20	5.918	1:46.275
60	7.292	1:47.649
11	8.044	1:48.401
18	8.579	1:48.936
67	10.163	1:50.520
42	10.482	1:50.839

LAP 2		@ 18:17:27.578
NO	BEHIND	LAP TIME
1		1:37.893
16	6.785	1:41.650
60	13.865	1:44.466
11	14.927	1:44.776
18	15.356	1:44.670
67	17.897	1:45.627
42	19.461	1:46.872

LAP 3		@ 18:19:05.251
NO	BEHIND	LAP TIME
1		1:37.673
16	11.202	1:42.090
60	19.800	1:43.608
18	20.186	1:42.503
11	21.555	1:44.301
67	24.943	1:44.719
42	28.569	1:46.781

LAP 4		@ 18:20:42.081
NO	BEHIND	LAP TIME
1		1:36.830
16	15.247	1:40.875
60	26.152	1:43.182
18	26.384	1:43.028
11	27.740	1:43.015
67	31.208	1:43.095
42	44.353	1:52.614

LAP 5		@ 18:22:18.805
NO	BEHIND	LAP TIME
1		1:36.724
16	18.978	1:40.455
60	33.005	1:43.577
18	33.320	1:43.660
11	33.489	1:42.473
67	37.743	1:43.259

Weather / Track : Sunny / Dry

Brands Hatch GP
Circuit Length = 2.4332 miles
Start: 18:14 Flag 18:27 End: 18:28

Legends of Brands Hatch Superprix

HSCC Dunlop Saloon Car Cup

RACE 8 - LAP CHART

LAP 6		@ 18:23:55.300	LAP 7		@ 18:25:32.383	LAP 8		@ 18:27:09.662
NO	BEHIND	LAP TIME	NO	BEHIND	LAP TIME	NO	BEHIND	LAP TIME
1		1:36.495	**1**		1:37.083	**1**		1:37.279
16	23.652	1:41.169	**42**	2 Laps	4:09.981 **P**	**42**	2 Laps	1:52.221
60	41.083	1:44.573	**16**	27.442	1:40.873	**16**	32.189	1:42.026
11	42.656	1:45.662	**60**	47.556	1:43.556	**60**	53.109	1:42.832
67	44.725	1:43.477	**11**	47.877	1:42.304	**11**	53.491	1:42.893
18	46.107	1:49.282	**67**	49.479	1:41.837	**67**	54.505	1:42.305
			18	51.792	1:42.768	**18**	55.300	1:40.787

Weather / Track : Sunny / Dry

Brands Hatch GP
Circuit Length = 2.4332 miles
Start: 18:14 Flag 18:27 End: 18:28

Legends of Brands Hatch Superprix

HSCC Dunlop Saloon Car Cup

RACE 8 - SECTOR ANALYSIS

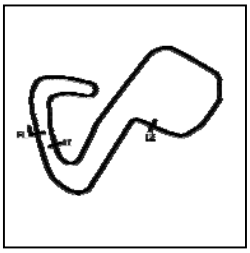

SECTOR 1 = FL to I1, SECTOR 2 = I1 to I2, SECTOR 3 = I2 to FL, DIFF = Difference To Personal Best Lap, P = Crossed Finish Line in Pit Lane, D = Time Disallowed

P1 1 GA1 Michael LYONS — Ford Sierra RS500

IDEAL LAP TIME : 1:36.428 BEST LAP TIME : 1:36.495 DIFFERENCE : 0.067

LAP	SECTOR 1		SECTOR 2		SECTOR 3		LAP TIME		MPH	DIFF	TIME OF DAY
1 -		98.6	43.302	87.2	23.381	130.8	1:40.357		87.28	3.862	18:15:49.685
2 -	31.689	101.9	43.108	84.0	23.096	129.8	1:37.893		89.48	1.398	18:17:27.578
3 -	31.316	100.4	43.277	85.3	23.080	***131.5***	1:37.673		89.68	1.178	18:19:05.251
4 -	31.266	102.6	42.756	88.8	22.808	131.0	1:36.830	**(3)**	90.46	0.335	18:20:42.081
5 -	***31.149***	***103.8***	42.699	86.5	22.876	130.3	1:36.724	**(2)**	90.56	0.229	18:22:18.805
6 -	31.216	102.2	***42.609***	***89.8***	***22.670***	131.3	***1:36.495***	**(1)**	***90.78***		***18:23:55.300***
7 -	31.298	101.8	42.830	88.3	22.955	128.5	1:37.083		90.23	0.588	18:25:32.383
8 -	31.336	101.9	42.966	87.3	22.977	126.6	1:37.279		90.04	0.784	18:27:09.662

P2 16 GA4 Steve DANCE — Ford Capri

IDEAL LAP TIME : 1:40.375 BEST LAP TIME : 1:40.455 DIFFERENCE : 0.080

LAP	SECTOR 1		SECTOR 2		SECTOR 3		LAP TIME		MPH	DIFF	TIME OF DAY
1 -		100.6	45.478	81.2	23.850	***131.3***	1:43.385		84.72	2.930	18:15:52.713
2 -	32.138	96.1	45.848	81.8	23.664	128.8	1:41.650		86.17	1.195	18:17:34.363
3 -	32.855	99.2	45.595	82.9	23.640	129.0	1:42.090		85.80	1.635	18:19:16.453
4 -	32.267	99.8	45.119	***88.3***	***23.489***	128.5	1:40.875	**(3)**	86.83	0.420	18:20:57.328
5 -	32.042	99.5	***44.884***	85.0	23.529	128.5	***1:40.455***	**(1)**	***87.20***		***18:22:37.783***
6 -	***32.002***	***102.1***	45.483	83.5	23.684	128.8	1:41.169		86.58	0.714	18:24:18.952
7 -	32.011	98.6	45.028	81.9	23.834	128.8	1:40.873	**(2)**	86.84	0.418	18:25:59.825
8 -	32.788	99.8	45.518	81.7	23.720	128.3	1:42.026		85.85	1.571	18:27:41.851

P3 60 GA1 Dave COYNE — Ford Sierra RS500

IDEAL LAP TIME : 1:42.654 BEST LAP TIME : 1:42.832 DIFFERENCE : 0.178

LAP	SECTOR 1		SECTOR 2		SECTOR 3		LAP TIME		MPH	DIFF	TIME OF DAY
1 -		96.9	46.677	81.6	24.787	121.5	1:47.649		81.37	4.817	18:15:56.977
2 -	32.854	96.6	46.749	82.1	24.863	120.9	1:44.466		83.85	1.634	18:17:41.443
3 -	32.732	95.3	46.288	81.9	24.588	***124.9***	1:43.608		84.54	0.776	18:19:25.051
4 -	32.621	94.3	46.022	82.5	***24.539***	122.9	1:43.182	**(2)**	84.89	0.350	18:21:08.233
5 -	32.823	96.5	46.028	***84.7***	24.726	123.3	1:43.577		84.57	0.745	18:22:51.810
6 -	32.713	97.8	46.644	82.7	25.216	119.4	1:44.573		83.76	1.741	18:24:36.383
7 -	32.813	***98.2***	46.037	79.3	24.706	122.4	1:43.556	**(3)**	84.59	0.724	18:26:19.939
8 -	***32.554***	97.3	***45.561***	83.7	24.717	121.1	***1:42.832***	**(1)**	***85.18***		***18:28:02.771***

P4 11 ST1 Steffan IRMLER — Opel Vectra

IDEAL LAP TIME : 1:41.943 BEST LAP TIME : 1:42.304 DIFFERENCE : 0.361

LAP	SECTOR 1		SECTOR 2		SECTOR 3		LAP TIME		MPH	DIFF	TIME OF DAY
1 -		91.4	47.310	75.5	24.579	121.5	1:48.401		80.80	6.097	18:15:57.729
2 -	32.664	96.2	47.577	77.0	24.535	121.1	1:44.776		83.60	2.472	18:17:42.505
3 -	33.344	90.9	46.695	78.6	24.262	121.7	1:44.301		83.98	1.997	18:19:26.806
4 -	32.564	93.9	46.380	80.2	24.071	122.0	1:43.015		85.03	0.711	18:21:09.821
5 -	***31.929***	94.6	46.493	***83.0***	24.051	120.0	1:42.473	**(2)**	85.48	0.169	18:22:52.294
6 -	32.568	95.8	46.996	79.8	26.098	116.5	1:45.662		82.90	3.358	18:24:37.956
7 -	32.198	***98.1***	***46.168***	79.5	23.938	***122.2***	***1:42.304***	**(1)**	***85.62***		***18:26:20.260***
8 -	32.525	95.7	46.522	80.9	***23.846***	119.1	1:42.893	**(3)**	85.13	0.589	18:28:03.153

P5 67 ST2 Tony ABSOLOM — Vauxhall Cavalier

IDEAL LAP TIME : 1:41.789 BEST LAP TIME : 1:41.837 DIFFERENCE : 0.048

LAP	SECTOR 1		SECTOR 2		SECTOR 3		LAP TIME		MPH	DIFF	TIME OF DAY
1 -		92.1	48.192	84.4	25.355	116.3	1:50.520		79.25	8.683	18:15:59.848
2 -	33.220	92.1	47.416	86.3	24.991	117.1	1:45.627		82.93	3.790	18:17:45.475
3 -	32.724	93.7	47.147	85.0	24.848	117.3	1:44.719		83.65	2.882	18:19:30.194
4 -	32.284	***95.5***	46.083	85.9	24.728	116.7	1:43.095	**(3)**	84.96	1.258	18:21:13.289
5 -	32.349	94.3	46.552	84.0	24.358	117.5	1:43.259		84.83	1.422	18:22:56.548
6 -	32.418	93.9	45.845	85.8	25.214	114.3	1:43.477		84.65	1.640	18:24:40.025
7 -	32.089	***95.5***	***45.533***	***87.7***	***24.215***	***118.1***	***1:41.837***	**(1)**	***86.01***		***18:26:21.862***
8 -	***32.041***	94.2	45.775	85.8	24.489	117.3	1:42.305	**(2)**	85.62	0.468	18:28:04.167

Weather / Track : Sunny / Dry

Brands Hatch GP
Circuit Length = 2.4332 miles
Start: 18:14 Flag 18:27 End: 18:28

Legends of Brands Hatch Superprix

HSCC Dunlop Saloon Car Cup

RACE 8 - SECTOR ANALYSIS

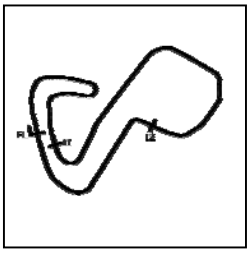

SECTOR 1 = FL to I1, SECTOR 2 = I1 to I2, SECTOR 3 = I2 to FL, DIFF = Difference To Personal Best Lap, P = Crossed Finish Line in Pit Lane, D = Time Disallowed

P6 18 ST2 Darren FIELDING Vauxhall Cavalier

IDEAL LAP TIME : 1:40.787 BEST LAP TIME : 1:40.787 DIFFERENCE : 0.000

LAP	SECTOR 1		SECTOR 2		SECTOR 3		LAP TIME		MPH	DIFF	TIME OF DAY
1 -		95.0	48.302	77.0	24.936		1:48.936		80.41	8.149	18:15:58.264
2 -	33.102	89.7	46.865	83.2	24.703		1:44.670		83.69	3.883	18:17:42.934
3 -	32.664	93.0	45.443	84.5	24.396		1:42.503	**(2)**	85.45	1.716	18:19:25.437
4 -	32.535	89.0	46.046	82.6	24.447	118.3	1:43.028		85.02	2.241	18:21:08.465
5 -	32.912	94.3	46.020	85.1	24.728	***119.6***	1:43.660		84.50	2.873	18:22:52.125
6 -	32.570	93.4	46.851	83.3	29.861		1:49.282		80.15	8.495	18:24:41.407
7 -	32.902	87.6	45.677	88.7	24.189		1:42.768	**(3)**	85.23	1.981	18:26:24.175
8 -	***31.791***	***97.2***	***45.056***	***90.8***	***23.940***		***1:40.787***	**(1)**	***86.91***		***18:28:04.962***

P7 42 GA4 George POCHCIOL Ford Capri

IDEAL LAP TIME : 1:46.443 BEST LAP TIME : 1:46.781 DIFFERENCE : 0.338

LAP	SECTOR 1		SECTOR 2		SECTOR 3		LAP TIME		MPH	DIFF	TIME OF DAY
1 -		90.3	48.457	78.0	***25.014***	***116.7***	1:50.839	**(3)**	79.03	4.058	18:16:00.167
2 -	***33.492***	88.8	48.005	74.1	25.375	115.5	1:46.872	**(2)**	81.96	0.091	18:17:47.039
3 -	33.704	***90.5***	***47.937***	75.0	25.140	115.7	***1:46.781***	**(1)**	***82.03***		***18:19:33.820***
4 -	37.520	76.7	49.715	72.9	25.379	115.3	1:52.614		77.78	5.833	18:21:26.434
5 -	35.540	78.6	57.729	71.3	IN PIT		4:09.981	**P**	35.04	2:23.200	18:25:36.415
6 -	OUTLAP	83.3	48.241	***82.0***	25.235	114.7	1:52.221		78.05	5.440	18:27:28.636

P8 20 GA1 Carey McMAHON Ford Sierra Cosworth RS500

IDEAL LAP TIME : 1:44.684 BEST LAP TIME : 1:46.275 DIFFERENCE : 1.591

LAP	SECTOR 1		SECTOR 2		SECTOR 3		LAP TIME		MPH	DIFF	TIME OF DAY
1 -		93.0	***47.180***	***82.2***	***24.097***	***129.3***	***1:46.275***	**(1)**	***82.42***		***18:15:55.603***

Weather / Track : Sunny / Dry

Brands Hatch GP
Circuit Length = 2.4332 miles
Start: 18:14 Flag 18:27 End: 18:28

Legends of Brands Hatch Superprix

HSCC Dunlop Saloon Car Cup

RACE 8 - BEST SECTORS

	SECTOR 1			SECTOR 2			SECTOR 3			IDEAL / BEST COMPARISON					
POS	NO	NAME	TIME	NO	NAME	TIME	NO	NAME	TIME	POS	NO	NAME	IDEAL	BEST	DIFF
												PERFECT LAP	1:36.428		
1	1	LYONS	31.149	1	LYONS	42.609	1	LYONS	22.670	*1*	1	LYONS	1:36.428	1:36.495	0.067
2	18	FIELDING	31.791	16	DANCE	44.884	16	DANCE	23.489	*2*	16	DANCE	1:40.375	1:40.455	0.080
3	11	IRMLER	31.929	18	FIELDING	45.056	11	IRMLER	23.846	*3*	18	FIELDING	1:40.787	1:40.787	0.000
4	16	DANCE	32.002	67	ABSOLOM	45.533	18	FIELDING	23.940	*4*	67	ABSOLOM	1:41.789	1:41.837	0.048
5	67	ABSOLOM	32.041	60	COYNE	45.561	20	McMAHON	24.097	*5*	11	IRMLER	1:41.943	1:42.304	0.361
6	60	COYNE	32.554	11	IRMLER	46.168	67	ABSOLOM	24.215	*6*	60	COYNE	1:42.654	1:42.832	0.178
7	20	McMAHON	33.407	20	McMAHON	47.180	60	COYNE	24.539	*7*	20	McMAHON	1:44.684	1:46.275	1.591
8	42	POCHCIOL	33.492	42	POCHCIOL	47.937	42	POCHCIOL	25.014	*8*	42	POCHCIOL	1:46.443	1:46.781	0.338

Weather / Track : Sunny / Dry

Brands Hatch GP
Circuit Length = 2.4332 miles
Start: 18:14 Flag 18:27 End: 18:28

Results can be found at www.tsl-timing.com

Printed - 18:29 Saturday, 29 June 2019

Legends of Brands Hatch Superprix

HSCC Dunlop Saloon Car Cup

RACE 8 - BEST SPEEDS

	INTERMEDIATE 1			INTERMEDIATE 2			FINISH LINE		
POS	NO	NAME	MPH	NO	NAME	MPH	NO	NAME	MPH
1	**1**	LYONS	**103.8**	**18**	FIELDING	**90.8**	**1**	LYONS	**131.5**
2	**16**	DANCE	**102.1**	**1**	LYONS	**89.8**	**16**	DANCE	**131.3**
3	**60**	COYNE	**98.2**	**16**	DANCE	**88.3**	**20**	McMAHON	**129.3**
4	**11**	IRMLER	**98.1**	**67**	ABSOLOM	**87.7**	**60**	COYNE	**124.9**
5	**18**	FIELDING	**97.2**	**60**	COYNE	**84.7**	**11**	IRMLER	**122.2**
6	**67**	ABSOLOM	**95.5**	**11**	IRMLER	**83.0**	**18**	FIELDING	**119.6**
7	**20**	McMAHON	**95.4**	**20**	McMAHON	**82.2**	**67**	ABSOLOM	**118.1**
8	**42**	POCHCIOL	**90.5**	**42**	POCHCIOL	**82.0**	**42**	POCHCIOL	**116.7**

Weather / Track : Sunny / Dry

Brands Hatch GP
Circuit Length = 2.4332 miles
Start: 18:14 Flag 18:27 End: 18:28

Results can be found at www.tsl-timing.com

Printed - 18:32 Saturday, 29 June 2019

Legends of Brands Hatch Superprix

HSCC Dunlop Saloon Car Cup

RACE 8 - STATISTICS

Competitors Started	8
Planned Start	2019-06-29 @ 18:10:00.000
Actual Start	2019-06-29 @ 18:14:09.327
Finish Time	2019-06-29 @ 18:27:08.670
Track Length	2.4332mi.
Total Laps	55
Total Distance Covered	133.8309mi.

Session Fastest Lap History

NO	CL	NAME	LAP TIME	TIME OF DAY	LAP	VEHICLE
1	GA1	**Michael LYONS**	**1:40.357**	18:15:49.696	1	Ford Sierra RS500
1	GA1	**Michael LYONS**	**1:37.893**	18:17:27.590	2	Ford Sierra RS500
1	GA1	**Michael LYONS**	**1:37.673**	18:19:05.262	3	Ford Sierra RS500
1	GA1	**Michael LYONS**	**1:36.830**	18:20:42.093	4	Ford Sierra RS500
1	GA1	**Michael LYONS**	**1:36.724**	18:22:18.817	5	Ford Sierra RS500
1	GA1	**Michael LYONS**	**1:36.495**	18:23:55.311	6	Ford Sierra RS500

Session Leader History

NO	CL	NAME	FROM LAP	LAPS LED	DISTANCE	VEHICLE
1	GA1	**Michael LYONS**	1	8	19.46 miles	Ford Sierra RS500

Flag History

TYPE	TIME OF DAY
GREEN	18:14:09.327
FINISH	18:27:08.670

Flag Statistics

TYPE	COUNT	TOTAL LAPS	TOTAL TIME
Green	1	8	14:11.154
Red	0	0	0.000
Safety Car	0	0	0.000
FCY	0	0	0.000

Brands Hatch GP
Circuit Length = 2.4332 miles
Start: 18:14 Flag 18:27 End: 18:28

Weather / Track : Sunny / Dry

These results are provisional until the conclusion of any judicial and technical matters.

Clerk Of Course : Julian Floyd		Timekeeper : Nick Palmer

Legends of Brands Hatch Superprix

HSCC Dunlop Saloon Car Cup

RACE 8 - STATISTICS

CLASS : GA1

3 Starters

Fastest Lap History

NO	NAME	LAP TIME	TIME OF DAY	LAP	VEHICLE
1	**Michael LYONS**	**1:40.357**	18:15:49.696	1	Ford Sierra RS500
1	**Michael LYONS**	**1:37.893**	18:17:27.590	2	Ford Sierra RS500
1	**Michael LYONS**	**1:37.673**	18:19:05.262	3	Ford Sierra RS500
1	**Michael LYONS**	**1:36.830**	18:20:42.093	4	Ford Sierra RS500
1	**Michael LYONS**	**1:36.724**	18:22:18.817	5	Ford Sierra RS500
1	**Michael LYONS**	**1:36.495**	18:23:55.311	6	Ford Sierra RS500

Leader History

NO	NAME	FROM LAP	LAPS LED	DISTANCE	VEHICLE
1	**Michael LYONS**	1	8	19.46 miles	Ford Sierra RS500

Brands Hatch GP

Weather / Track : Sunny / Dry

Circuit Length = 2.4332 miles

These results are provisional until the conclusion of any judicial and technical matters.

Start: 18:14 Flag 18:27 End: 18:28

Clerk Of Course : Julian Floyd		Timekeeper : Nick Palmer

Legends of Brands Hatch Superprix

HSCC Dunlop Saloon Car Cup

RACE 8 - STATISTICS

CLASS : GA4

2 Starters

Fastest Lap History

NO	NAME	LAP TIME	TIME OF DAY	LAP	VEHICLE
16	**Steve DANCE**	**1:43.385**	18:15:52.722	1	Ford Capri
16	**Steve DANCE**	**1:41.650**	18:17:34.372	2	Ford Capri
16	**Steve DANCE**	**1:40.875**	18:20:57.336	4	Ford Capri
16	**Steve DANCE**	**1:40.455**	18:22:37.792	5	Ford Capri

Leader History

NO	NAME	FROM LAP	LAPS LED	DISTANCE	VEHICLE
16	**Steve DANCE**	1	8	19.46 miles	Ford Capri

Brands Hatch GP
Circuit Length = 2.4332 miles
Start: 18:14 Flag 18:27 End: 18:28

Weather / Track : Sunny / Dry

These results are provisional until the conclusion of any judicial and technical matters.

Clerk Of Course : Julian Floyd		Timekeeper : Nick Palmer

Legends of Brands Hatch Superprix

HSCC Dunlop Saloon Car Cup

RACE 8 - STATISTICS

CLASS : ST1

1 Starters

Fastest Lap History

NO	NAME	LAP TIME	TIME OF DAY	LAP	VEHICLE
11	**Steffan IRMLER**	**1:48.401**	18:15:57.783	1	Opel Vectra
11	**Steffan IRMLER**	**1:44.776**	18:17:42.559	2	Opel Vectra
11	**Steffan IRMLER**	**1:44.301**	18:19:26.859	3	Opel Vectra
11	**Steffan IRMLER**	**1:43.015**	18:21:09.875	4	Opel Vectra
11	**Steffan IRMLER**	**1:42.473**	18:22:52.294	5	Opel Vectra
11	**Steffan IRMLER**	**1:42.304**	18:26:20.313	7	Opel Vectra

Leader History

NO	NAME	FROM LAP	LAPS LED	DISTANCE	VEHICLE
11	**Steffan IRMLER**	1	8	19.46 miles	Opel Vectra

Brands Hatch GP

Weather / Track : Sunny / Dry

Circuit Length = 2.4332 miles

These results are provisional until the conclusion of any judicial and technical matters.

Start: 18:14 Flag 18:27 End: 18:28

Clerk Of Course : Julian Floyd		Timekeeper : Nick Palmer

Legends of Brands Hatch Superprix

HSCC Dunlop Saloon Car Cup

RACE 8 - STATISTICS

CLASS : ST2

2 Starters

Fastest Lap History

NO	NAME	LAP TIME	TIME OF DAY	LAP	VEHICLE
18	**Darren FIELDING**	**1:48.936**	18:15:58.281	1	Vauxhall Cavalier
18	**Darren FIELDING**	**1:44.670**	18:17:42.952	2	Vauxhall Cavalier
18	**Darren FIELDING**	**1:42.503**	18:19:25.458	3	Vauxhall Cavalier
67	**Tony ABSOLOM**	**1:41.837**	18:26:21.872	7	Vauxhall Cavalier
18	**Darren FIELDING**	**1:40.787**	18:28:04.984	8	Vauxhall Cavalier

Leader History

NO	NAME	FROM LAP	LAPS LED	DISTANCE	VEHICLE
18	**Darren FIELDING**	1	5	12.16 miles	Vauxhall Cavalier
67	**Tony ABSOLOM**	6	3	7.29 miles	Vauxhall Cavalier

Brands Hatch GP

Weather / Track : Sunny / Dry

Circuit Length = 2.4332 miles

These results are provisional until the conclusion of any judicial and technical matters.

Start: 18:14 Flag 18:27 End: 18:28

Clerk Of Course : Julian Floyd		Timekeeper : Nick Palmer

Sheet No:

Legends of Brands Hatch Superprix

HSCC Dunlop Saloon Car Cup

RACE 14 - GRID (20 minutes)

ROW 4	7	20	Carey McMAHON	
ROW 3	5	18	Darren FIELDING	6 42 George POCHCIOL
ROW 2	3	11	Steffan IRMLER	4 67 Tony ABSOLOM
ROW 1	1	1	Michael LYONS	2 60 Mark WRIGHT

Pole

Car 16 withdrawn.

Brands Hatch GP
Circuit Length = 2.4332 miles

These results are provisional until the conclusion of any judicial and technical matters.

Clerk Of Course :		Timekeeper : Nick Palmer

Results can be found at www.tsl-timing.com

Printed - 12:07 Sunday, 30 June 2019

Sheet No:

Legends of Brands Hatch Superprix

HSCC Dunlop Saloon Car Cup

RACE 14 - CLASSIFICATION

POS	NO	CL	PIC	NAME	ENTRY	LAPS	TIME	GAP	DIFF	MPH	BEST	ON
1	**1**	GA1	*1*	Michael LYONS	Ford Sierra RS500	**13**	21:07.472			89.84	**1:36.268**	5
2	**20**	GA1	*2*	Carey McMAHON	Ford Sierra Cosworth RS500	**13**	21:58.732	**51.260**	51.260	86.35	**1:38.963**	9
3	**11**	ST1	*1*	Steffan IRMLER	Opel Vectra	**13**	22:10.906	**1:03.434**	12.174	85.56	**1:40.038**	7
4	**67**	ST2	*1*	Tony ABSOLOM	Vauxhall Cavalier	**13**	22:24.602	**1:17.130**	13.696	84.69	**1:41.081**	5
5	**60**	GA1	*3*	Mark WRIGHT	Ford Sierra RS500	**13**	22:39.448	**1:31.976**	14.846	83.76	**1:40.800**	3
					NOT CLASSIFIED							
DNF	**42**	GA4		George POCHCIOL	Ford Capri	**5**	8:50.867	**8 Laps**	8 Laps	82.50	**1:44.494**	4
					FASTEST LAP							
	1	GA1		Michael LYONS	Ford Sierra RS500	**5**	1:36.268		90.99 mph		146.44 kph	
	11	ST1		Steffan IRMLER	Opel Vectra	**7**	1:40.038		87.56 mph		140.92 kph	
	67	ST2		Tony ABSOLOM	Vauxhall Cavalier	**5**	1:41.081		86.66 mph		139.46 kph	
	42	GA4		George POCHCIOL	Ford Capri	**4**	1:44.494		83.83 mph		134.91 kph	

Brands Hatch GP
Circuit Length = 2.4332 miles
Start: 15:22 Flag 15:43 End: 15:45

Weather / Track : Sunny / Dry

These results are provisional until the conclusion of any judicial and technical matters.

Clerk Of Course : Julian Floyd		Timekeeper : Nick Palmer

Results can be found at www.tsl-timing.com

Printed - 15:45 Sunday, 30 June 2019

Legends of Brands Hatch Superprix

HSCC Dunlop Saloon Car Cup

RACE 14 - LAP CHART

LAP 1		@ 15:24:11.471	LAP 2		@ 15:25:49.181	LAP 3		@ 15:27:26.564	LAP 4		@ 15:29:03.196	LAP 5		@ 15:30:39.464
NO	BEHIND	LAP TIME	NO	BEHIND	LAP TIME	NO	BEHIND	LAP TIME	NO	BEHIND	LAP TIME	NO	BEHIND	LAP TIME
1		1:42.999	**1**		1:37.710	**1**		1:37.383	**1**		1:36.632	**1**		1:36.268
67	4.907	1:47.906	**60**	9.906	1:42.214	**60**	13.323	1:40.800	**60**	18.149	1:41.458	**60**	23.017	1:41.136
60	5.402	1:48.401	**67**	11.200	1:44.003	**67**	16.504	1:42.687	**67**	21.981	1:42.109	**67**	26.794	1:41.081
11	6.681	1:49.680	**11**	11.327	1:42.356	**11**	16.809	1:42.865	**11**	22.113	1:41.936	**20**	27.345	1:41.341
20	7.390	1:50.389	**20**	12.820	1:43.140	**20**	17.092	1:41.655	**20**	22.272	1:41.812	**11**	27.398	1:41.553
42	8.774	1:51.773	**42**	15.724	1:44.660	**42**	23.180	1:44.839	**42**	31.042	1:44.494	**42**	39.875	1:45.101

Weather / Track : Sunny / Dry

Brands Hatch GP
Circuit Length = 2.4332 miles
Start: 15:22 Flag 15:43 End: 15:45

Legends of Brands Hatch Superprix

HSCC Dunlop Saloon Car Cup

RACE 14 - LAP CHART

LAP 6		@ 15:32:16.049	LAP 7		@ 15:33:52.773	LAP 8		@ 15:35:29.295	LAP 9		@ 15:37:06.869	LAP 10		@ 15:38:44.479
NO	BEHIND	LAP TIME	NO	BEHIND	LAP TIME	NO	BEHIND	LAP TIME	NO	BEHIND	LAP TIME	NO	BEHIND	LAP TIME
1		1:36.585	**1**		1:36.724	**1**		1:36.522	**1**		1:37.574	**1**		1:37.610
60	28.110	1:41.678	**60**	34.126	1:42.740	**20**	38.394	1:39.340	**20**	39.783	1:38.963	**20**	42.318	1:40.145
67	31.333	1:41.124	**11**	35.283	1:40.038	**60**	40.810	1:43.206	**60**	47.313	1:44.077	**11**	51.670	1:41.287
11	31.969	1:41.156	**20**	35.576	1:39.992	**11**	41.471	1:42.710	**11**	47.993	1:44.096	**60**	53.107	1:43.404
20	32.308	1:41.548	**67**	37.191	1:42.582	**67**	41.921	1:41.252	**67**	48.090	1:43.743	**67**	53.834	1:43.354

Weather / Track : Sunny / Dry

Brands Hatch GP
Circuit Length = 2.4332 miles
Start: 15:22 Flag 15:43 End: 15:45

Legends of Brands Hatch Superprix

HSCC Dunlop Saloon Car Cup

RACE 14 - LAP CHART

LAP 11		@ 15:40:21.617
NO	BEHIND	LAP TIME
1		1:37.138
20	45.887	1:40.707
11	54.989	1:40.457
60	1:01.238	1:45.269
67	1:01.880	1:45.184

LAP 12		@ 15:41:58.445
NO	BEHIND	LAP TIME
1		1:36.828
20	48.961	1:39.902
11	59.179	1:41.018
60	1:09.940	1:45.530
67	1:10.524	1:45.472

LAP 13		@ 15:43:35.944
NO	BEHIND	LAP TIME
1		1:37.499
20	51.260	1:39.798
11	1:03.434	1:41.754
67	1:17.130	1:44.105
60	1:31.976	1:59.535

Weather / Track : Sunny / Dry

Brands Hatch GP
Circuit Length = 2.4332 miles
Start: 15:22 Flag 15:43 End: 15:45

Legends of Brands Hatch Superprix

HSCC Dunlop Saloon Car Cup

RACE 14 - SECTOR ANALYSIS

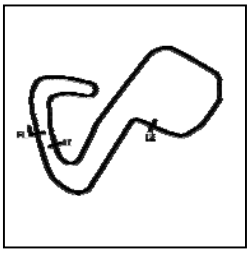

SECTOR 1 = FL to I1, SECTOR 2 = I1 to I2, SECTOR 3 = I2 to FL, DIFF = Difference To Personal Best Lap, P = Crossed Finish Line in Pit Lane, D = Time Disallowed

P1 1 GA1 Michael LYONS Ford Sierra RS500

IDEAL LAP TIME : 1:36.230 BEST LAP TIME : 1:36.268 DIFFERENCE : 0.038

LAP	SECTOR 1		SECTOR 2		SECTOR 3		LAP TIME	MPH	DIFF	TIME OF DAY
1 -		98.2	44.093	87.7	24.275	131.5	1:42.999	85.04	6.731	15:24:11.471
2 -	31.635	100.9	43.052	88.3	23.023	132.6	1:37.710	89.65	1.442	15:25:49.181
3 -	31.453	100.9	42.925	86.3	23.005	132.8	1:37.383	89.95	1.115	15:27:26.564
4 -	31.409	105.1	***42.424***	87.8	22.799	133.4	1:36.632	90.65	0.364	15:29:03.196
5 -	***31.065***	105.3	42.444	88.0	22.759	132.6	***1:36.268*** **(1)**	***90.99***		***15:30:39.464***
6 -	31.189	103.5	42.655	86.7	***22.741***	133.1	1:36.585 **(3)**	90.69	0.317	15:32:16.049
7 -	31.121	***105.8***	42.691	88.7	22.912	***133.9***	1:36.724	90.56	0.456	15:33:52.773
8 -	31.130	103.8	42.501	86.3	22.891	132.8	1:36.522 **(2)**	90.75	0.254	15:35:29.295
9 -	31.518	100.9	42.979	***90.4***	23.077	131.5	1:37.574	89.77	1.306	15:37:06.869
10 -	31.670	102.2	42.888	87.3	23.052	131.0	1:37.610	89.74	1.342	15:38:44.479
11 -	31.492	103.8	42.594	89.2	23.052	132.6	1:37.138	90.17	0.870	15:40:21.617
12 -	31.377	104.3	42.611	88.7	22.840	131.3	1:36.828	90.46	0.560	15:41:58.445
13 -	31.501	101.9	42.972	84.4	23.026	129.3	1:37.499	89.84	1.231	15:43:35.944

P2 20 GA1 Carey McMAHON Ford Sierra Cosworth RS500

IDEAL LAP TIME : 1:38.963 BEST LAP TIME : 1:38.963 DIFFERENCE : 0.000

LAP	SECTOR 1		SECTOR 2		SECTOR 3		LAP TIME	MPH	DIFF	TIME OF DAY
1 -		92.3	49.538	81.0	24.120	128.5	1:50.389	79.35	11.426	15:24:18.861
2 -	33.209	92.9	46.208	85.8	23.723	133.4	1:43.140	84.93	4.177	15:26:02.001
3 -	32.906	105.0	45.237	82.0	23.512	124.7	1:41.655	86.17	2.692	15:27:43.656
4 -	32.615	99.8	45.736	84.2	23.461	116.3	1:41.812	86.03	2.849	15:29:25.468
5 -	32.444	96.4	45.494	83.7	23.403	124.0	1:41.341	86.43	2.378	15:31:06.809
6 -	32.225	104.6	46.351	83.8	22.972	128.5	1:41.548	86.26	2.585	15:32:48.357
7 -	31.909	104.3	45.019	83.2	23.064	124.9	1:39.992	87.60	1.029	15:34:28.349
8 -	31.976	98.2	44.539	89.1	***22.825***	***137.7***	1:39.340 **(2)**	88.18	0.377	15:36:07.689
9 -	***31.658***	104.3	***44.480***	***90.1***	***22.825***	134.4	***1:38.963*** **(1)**	***88.51***		***15:37:46.652***
10 -	32.174	104.0	45.025	84.6	22.946	132.6	1:40.145	87.47	1.182	15:39:26.797
11 -	32.099	99.8	45.082	86.0	23.526	131.3	1:40.707	86.98	1.744	15:41:07.504
12 -	31.849	***105.3***	44.812	89.1	23.241	132.6	1:39.902	87.68	0.939	15:42:47.406
13 -	32.064	104.0	44.839	87.7	22.895	130.8	1:39.798 **(3)**	87.77	0.835	15:44:27.204

P3 11 ST1 Steffan IRMLER Opel Vectra

IDEAL LAP TIME : 1:39.899 BEST LAP TIME : 1:40.038 DIFFERENCE : 0.139

LAP	SECTOR 1		SECTOR 2		SECTOR 3		LAP TIME	MPH	DIFF	TIME OF DAY
1 -		86.2	48.399	78.0	24.299	122.9	1:49.680	79.86	9.642	15:24:18.152
2 -	32.158	94.5	46.243	80.9	23.955	117.1	1:42.356	85.58	2.318	15:26:00.508
3 -	32.531	94.2	46.380	78.3	23.954	122.6	1:42.865	85.15	2.827	15:27:43.373
4 -	32.235	96.4	45.939	79.0	23.762	120.0	1:41.936	85.93	1.898	15:29:25.309
5 -	31.991	***99.2***	45.831	81.7	23.731	123.3	1:41.553	86.25	1.515	15:31:06.862
6 -	32.653	98.6	45.029	81.4	***23.474***	***124.0***	1:41.156	86.59	1.118	15:32:48.018
7 -	***31.617***	98.1	***44.808***	82.4	23.613	123.5	***1:40.038*** **(1)**	***87.56***		***15:34:28.056***
8 -	32.492	93.8	45.505	81.2	24.713	121.5	1:42.710	85.28	2.672	15:36:10.766
9 -	32.674	95.0	46.475	83.2	24.947	118.3	1:44.096	84.15	4.058	15:37:54.862
10 -	32.246	98.6	45.185	81.2	23.856	122.9	1:41.287	86.48	1.249	15:39:36.149
11 -	31.945	98.6	44.959	***84.3***	23.553	123.3	1:40.457 **(2)**	87.19	0.419	15:41:16.606
12 -	32.020	97.8	45.186	83.5	23.812	123.3	1:41.018 **(3)**	86.71	0.980	15:42:57.624
13 -	32.542	98.2	45.072	80.1	24.140	117.5	1:41.754	86.08	1.716	15:44:39.378

P4 67 ST2 Tony ABSOLOM Vauxhall Cavalier

IDEAL LAP TIME : 1:40.412 BEST LAP TIME : 1:41.081 DIFFERENCE : 0.669

LAP	SECTOR 1		SECTOR 2		SECTOR 3		LAP TIME	MPH	DIFF	TIME OF DAY
1 -		94.1	46.937	81.5	24.547	118.3	1:47.906	81.17	6.825	15:24:16.378
2 -	32.249	93.9	47.391	84.8	24.363	118.5	1:44.003	84.22	2.922	15:26:00.381
3 -	32.378	95.5	45.947	86.0	24.362	118.9	1:42.687	85.30	1.606	15:27:43.068
4 -	32.100	95.8	45.804	86.5	24.205	118.1	1:42.109	85.78	1.028	15:29:25.177
5 -	***31.669***	***96.5***	45.634	87.1	***23.778***	***119.6***	***1:41.081*** **(1)**	***86.66***		***15:31:06.258***
6 -	31.671	96.4	45.210	***90.1***	24.243	118.9	1:41.124 **(2)**	86.62	0.043	15:32:47.382

Brands Hatch GP
Circuit Length = 2.4332 miles
Start: 15:22 Flag 15:43 End: 15:45

Weather / Track : Sunny / Dry

Legends of Brands Hatch Superprix

HSCC Dunlop Saloon Car Cup

RACE 14 - SECTOR ANALYSIS

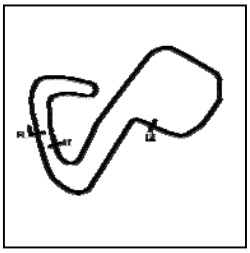

SECTOR 1 = FL to I1, SECTOR 2 = I1 to I2, SECTOR 3 = I2 to FL, DIFF = Difference To Personal Best Lap, P = Crossed Finish Line in Pit Lane, D = Time Disallowed

7 -	32.212	92.6	46.352	87.1	24.018	118.7	1:42.582		85.39	1.501	15:34:29.964
8 -	31.734	94.6	***44.965***	86.9	24.553	117.1	1:41.252	**(3)**	86.51	0.171	15:36:11.216
9 -	32.623	92.6	46.304	84.3	24.816	118.3	1:43.743		84.43	2.662	15:37:54.959
10 -	33.167	93.5	45.286	81.6	24.901	116.9	1:43.354		84.75	2.273	15:39:38.313
11 -	32.880	94.6	46.995	79.4	25.309	116.9	1:45.184		83.28	4.103	15:41:23.497
12 -	33.852	92.4	46.047	82.1	25.573	112.7	1:45.472		83.05	4.391	15:43:08.969
13 -	33.979	92.3	45.723	84.7	24.403	110.9	1:44.105		84.14	3.024	15:44:53.074

P5 60 GA1 Mark WRIGHT Ford Sierra RS500

IDEAL LAP TIME : 1:40.724 BEST LAP TIME : 1:40.800 DIFFERENCE : 0.076

LAP	SECTOR 1		SECTOR 2		SECTOR 3		LAP TIME		MPH	DIFF	TIME OF DAY
1 -		84.4	47.269	84.9	23.986	***134.7***	1:48.401		80.80	7.601	15:24:16.873
2 -	32.782	101.3	45.501	84.2	23.931	130.8	1:42.214		85.70	1.414	15:25:59.087
3 -	32.433	100.6	***44.848***	83.5	***23.519***	132.3	***1:40.800***	**(1)**	***86.90***		***15:27:39.887***
4 -	32.411	101.0	45.057	83.9	23.990	130.5	1:41.458	**(3)**	86.33	0.658	15:29:21.345
5 -	***32.357***	101.0	45.155	84.4	23.624	130.0	1:41.136	**(2)**	86.61	0.336	15:31:02.481
6 -	32.435	100.1	45.369	84.9	23.874	134.2	1:41.678		86.15	0.878	15:32:44.159
7 -	33.282	99.7	45.702	82.5	23.756	132.8	1:42.740		85.26	1.940	15:34:26.899
8 -	32.933	97.6	45.921	84.2	24.352	128.5	1:43.206		84.87	2.406	15:36:10.105
9 -	32.890	99.1	46.525	86.1	24.662	128.3	1:44.077		84.16	3.277	15:37:54.182
10 -	33.334	100.4	45.666	83.0	24.404	130.5	1:43.404		84.71	2.604	15:39:37.586
11 -	33.253	***104.5***	47.015	***86.2***	25.001	128.3	1:45.269		83.21	4.469	15:41:22.855
12 -	34.132	98.9	46.009	83.5	25.389	131.3	1:45.530		83.00	4.730	15:43:08.385
13 -	34.842	89.8	55.581	78.3	29.112	108.7	1:59.535		73.28	18.735	15:45:07.920

P6 42 GA4 George POCHCIOL Ford Capri

IDEAL LAP TIME : 1:44.132 BEST LAP TIME : 1:44.494 DIFFERENCE : 0.362

LAP	SECTOR 1		SECTOR 2		SECTOR 3		LAP TIME		MPH	DIFF	TIME OF DAY
1 -		86.4	49.233	81.4	25.018	***118.5***	1:51.773		78.37	7.279	15:24:20.245
2 -	33.497	***92.1***	***46.485***	***83.1***	***24.678***	117.1	1:44.660	**(2)**	83.69	0.166	15:26:04.905
3 -	33.133	89.5	46.983	81.8	24.723	***118.5***	1:44.839	**(3)**	83.55	0.345	15:27:49.744
4 -	***32.969***	92.0	46.810	78.7	24.715	117.7	***1:44.494***	**(1)**	***83.83***		***15:29:34.238***
5 -	33.105	88.3	47.199	77.4	24.797	117.7	1:45.101		83.34	0.607	15:31:19.339

Weather / Track : Sunny / Dry

Brands Hatch GP
Circuit Length = 2.4332 miles
Start: 15:22 Flag 15:43 End: 15:45

Legends of Brands Hatch Superprix

HSCC Dunlop Saloon Car Cup

RACE 14 - BEST SECTORS

SECTOR 1				SECTOR 2				SECTOR 3				IDEAL / BEST COMPARISON					
POS	NO	NAME	TIME	NO	NAME	TIME		NO	NAME	TIME	POS	NO	NAME	IDEAL	BEST	DIFF
													PERFECT LAP	1:36.230		
1	1	LYONS	31.065	1	LYONS	42.424		1	LYONS	22.741	*1*	1	LYONS	1:36.230	1:36.268	0.038
2	11	IRMLER	31.617	20	McMAHON	44.480		20	McMAHON	22.825	*2*	20	McMAHON	1:38.963	1:38.963	0.000
3	20	McMAHON	31.658	11	IRMLER	44.808		11	IRMLER	23.474	*3*	11	IRMLER	1:39.899	1:40.038	0.139
4	67	ABSOLOM	31.669	60	WRIGHT	44.848		60	WRIGHT	23.519	*4*	67	ABSOLOM	1:40.412	1:41.081	0.669
5	60	WRIGHT	32.357	67	ABSOLOM	44.965		67	ABSOLOM	23.778	*5*	60	WRIGHT	1:40.724	1:40.800	0.076
6	42	POCHCIOL	32.969	42	POCHCIOL	46.485		42	POCHCIOL	24.678	*6*	42	POCHCIOL	1:44.132	1:44.494	0.362

Weather / Track : Sunny / Dry

Brands Hatch GP
Circuit Length = 2.4332 miles
Start: 15:22 Flag 15:43 End: 15:45

Results can be found at www.tsl-timing.com

Printed - 15:46 Sunday, 30 June 2019

Legends of Brands Hatch Superprix

HSCC Dunlop Saloon Car Cup

RACE 14 - BEST SPEEDS

	INTERMEDIATE 1			INTERMEDIATE 2			FINISH LINE		
POS	NO	NAME	MPH	NO	NAME	MPH	NO	NAME	MPH
1	**1**	LYONS	**105.8**	**1**	LYONS	**90.4**	**20**	McMAHON	**137.7**
2	**20**	McMAHON	**105.3**	**20**	McMAHON	**90.1**	**60**	WRIGHT	**134.7**
3	**60**	WRIGHT	**104.5**	**67**	ABSOLOM	**90.1**	**1**	LYONS	**133.9**
4	**11**	IRMLER	**99.2**	**60**	WRIGHT	**86.2**	**11**	IRMLER	**124.0**
5	**67**	ABSOLOM	**96.5**	**11**	IRMLER	**84.3**	**67**	ABSOLOM	**119.6**
6	**42**	POCHCIOL	**92.1**	**42**	POCHCIOL	**83.1**	**42**	POCHCIOL	**118.5**

Weather / Track : Sunny / Dry

Brands Hatch GP
Circuit Length = 2.4332 miles
Start: 15:22 Flag 15:43 End: 15:45

Results can be found at www.tsl-timing.com

Printed - 15:46 Sunday, 30 June 2019

Legends of Brands Hatch Superprix

HSCC Dunlop Saloon Car Cup

RACE 14 - STATISTICS

Competitors Started	6
Planned Start	2019-06-30 @ 15:20:00.000
Actual Start	2019-06-30 @ 15:22:28.471
Finish Time	2019-06-30 @ 15:43:34.426
Track Length	2.4332mi.
Total Laps	70
Total Distance Covered	170.3302mi.

Session Fastest Lap History

NO	CL	NAME	LAP TIME	TIME OF DAY	LAP	VEHICLE
1	GA1	**Michael LYONS**	**1:42.999**	15:24:11.484	1	Ford Sierra RS500
1	GA1	**Michael LYONS**	**1:37.710**	15:25:49.193	2	Ford Sierra RS500
1	GA1	**Michael LYONS**	**1:37.383**	15:27:26.576	3	Ford Sierra RS500
1	GA1	**Michael LYONS**	**1:36.632**	15:29:03.208	4	Ford Sierra RS500
1	GA1	**Michael LYONS**	**1:36.268**	15:30:39.475	5	Ford Sierra RS500

Session Leader History

NO	CL	NAME	FROM LAP	LAPS LED	DISTANCE	VEHICLE
1	GA1	**Michael LYONS**	1	13	31.63 miles	Ford Sierra RS500

Flag History

TYPE	TIME OF DAY
GREEN	15:22:28.471
FINISH	15:43:34.426

Flag Statistics

TYPE	COUNT	TOTAL LAPS	TOTAL TIME
Green	1	13	22:57.798
Red	0	0	0.000
Safety Car	0	0	0.000
FCY	0	0	0.000

Brands Hatch GP
Circuit Length = 2.4332 miles
Start: 15:22 Flag 15:43 End: 15:45

Weather / Track : Sunny / Dry

These results are provisional until the conclusion of any judicial and technical matters.

Clerk Of Course : Julian Floyd		Timekeeper : Nick Palmer

Legends of Brands Hatch Superprix

HSCC Dunlop Saloon Car Cup

RACE 14 - STATISTICS

CLASS : GA1

3 Starters

Fastest Lap History

NO	NAME	LAP TIME	TIME OF DAY	LAP	VEHICLE
1	**Michael LYONS**	**1:42.999**	15:24:11.484	1	Ford Sierra RS500
1	**Michael LYONS**	**1:37.710**	15:25:49.193	2	Ford Sierra RS500
1	**Michael LYONS**	**1:37.383**	15:27:26.576	3	Ford Sierra RS500
1	**Michael LYONS**	**1:36.632**	15:29:03.208	4	Ford Sierra RS500
1	**Michael LYONS**	**1:36.268**	15:30:39.475	5	Ford Sierra RS500

Leader History

NO	NAME	FROM LAP	LAPS LED	DISTANCE	VEHICLE
1	**Michael LYONS**	1	13	31.63 miles	Ford Sierra RS500

Brands Hatch GP

Weather / Track : Sunny / Dry

Circuit Length = 2.4332 miles

These results are provisional until the conclusion of any judicial and technical matters.

Start: 15:22 Flag 15:43 End: 15:45

Clerk Of Course : Julian Floyd		Timekeeper : Nick Palmer

Legends of Brands Hatch Superprix

HSCC Dunlop Saloon Car Cup

RACE 14 - STATISTICS

CLASS : GA4

1 Starters

Fastest Lap History

NO	NAME	LAP TIME	TIME OF DAY	LAP	VEHICLE
42	**George POCHCIOL**	**1:51.773**	15:24:20.255	1	Ford Capri
42	**George POCHCIOL**	**1:44.660**	15:26:04.915	2	Ford Capri
42	**George POCHCIOL**	**1:44.494**	15:29:34.248	4	Ford Capri

Leader History

NO	NAME	FROM LAP	LAPS LED	DISTANCE	VEHICLE
42	**George POCHCIOL**	1	5	12.16 miles	Ford Capri

Brands Hatch GP

Weather / Track : Sunny / Dry

Circuit Length = 2.4332 miles

These results are provisional until the conclusion of any judicial and technical matters.

Start: 15:22 Flag 15:43 End: 15:45

Clerk Of Course : Julian Floyd		Timekeeper : Nick Palmer

Legends of Brands Hatch Superprix

HSCC Dunlop Saloon Car Cup

RACE 14 - STATISTICS

CLASS : ST1

1 Starters

Fastest Lap History

NO	NAME	LAP TIME	TIME OF DAY	LAP	VEHICLE
11	**Steffan IRMLER**	**1:49.680**	15:24:18.205	1	Opel Vectra
11	**Steffan IRMLER**	**1:42.356**	15:26:00.565	2	Opel Vectra
11	**Steffan IRMLER**	**1:41.936**	15:29:25.364	4	Opel Vectra
11	**Steffan IRMLER**	**1:41.553**	15:31:06.862	5	Opel Vectra
11	**Steffan IRMLER**	**1:41.156**	15:32:48.071	6	Opel Vectra
11	**Steffan IRMLER**	**1:40.038**	15:34:28.110	7	Opel Vectra

Leader History

NO	NAME	FROM LAP	LAPS LED	DISTANCE	VEHICLE
11	**Steffan IRMLER**	1	13	31.63 miles	Opel Vectra

Brands Hatch GP

Weather / Track : Sunny / Dry

Circuit Length = 2.4332 miles

These results are provisional until the conclusion of any judicial and technical matters.

Start: 15:22 Flag 15:43 End: 15:45

Clerk Of Course : Julian Floyd		Timekeeper : Nick Palmer

Legends of Brands Hatch Superprix

HSCC Dunlop Saloon Car Cup

RACE 14 - STATISTICS

CLASS : ST2

1 Starters

Fastest Lap History

NO	NAME	LAP TIME	TIME OF DAY	LAP	VEHICLE
67	**Tony ABSOLOM**	**1:47.906**	15:24:16.389	1	Vauxhall Cavalier
67	**Tony ABSOLOM**	**1:44.003**	15:26:00.391	2	Vauxhall Cavalier
67	**Tony ABSOLOM**	**1:42.687**	15:27:43.078	3	Vauxhall Cavalier
67	**Tony ABSOLOM**	**1:42.109**	15:29:25.187	4	Vauxhall Cavalier
67	**Tony ABSOLOM**	**1:41.081**	15:31:06.268	5	Vauxhall Cavalier

Leader History

NO	NAME	FROM LAP	LAPS LED	DISTANCE	VEHICLE
67	**Tony ABSOLOM**	1	13	31.63 miles	Vauxhall Cavalier

Brands Hatch GP

Weather / Track : Sunny / Dry

Circuit Length = 2.4332 miles

These results are provisional until the conclusion of any judicial and technical matters.

Start: 15:22 Flag 15:43 End: 15:45

Clerk Of Course : Julian Floyd		Timekeeper : Nick Palmer

Sheet No:

Legends of Brands Hatch Superprix

HGPCA Pre '61 & Pre '66

QUALIFYING - RACE 2 & 6 - CLASSIFICATION

POS	NO	CL	PIC	NAME	ENTRY	TIME	ON	LAPS	GAP	DIFF	MPH
1	25	11	1	Andy MIDDLEHURST	Lotus 25 R4	1:40.655	4	6			87.02
2	22	12	1	Peter HORSMAN	Lotus 18/21	1:41.992	4	6	1.337	1.337	85.88
3	11	12	2	Jon FAIRLEY	Brabham BT11/19	1:42.935	5	6	2.280	0.943	85.10
4	3	12	3	Barry CANNELL	Brabham BT11A	1:42.950	5	6	2.295	0.015	85.08
5	91 *	7b	1	Chris DRAKE	Cooper T53	1:42.971	3	4	2.316	0.021	85.07
6	12	7b	2	Rudi FRIEDRICHS	Cooper T53	1:44.511	6	7	3.856	1.540	83.81
7	35	10	1	Richard TARLING	Assegai	1:45.043	5	5	4.388	0.532	83.39
8	9	9	1	Mark DANIELL	Cooper T45	1:45.243	5	6	4.588	0.200	83.23
9	69	7b	3	Benn TILLEY	Lotus 18	1:45.937	3	5	5.282	0.694	82.68
10	7	12	4	Max BLEES	Brabham BT7A	1:46.104	10	10	5.449	0.167	82.55
11	49 *	12	5	Andrew BEAUMONT	Lotus 18	1:46.798	3	4	6.143	0.694	82.02
12	37	10	2	Eddy PERK	Heron F1	1:46.880	6	6	6.225	0.082	81.95
13	4	10	3	Greg THORNTON	LDS 03	1:48.046	3	6	7.391	1.166	81.07
14	138	7a	1	Richard WILSON	Ferrari Dino BR01	1:49.622	10	10	8.967	1.576	79.90
15	15	7b	4	Thomas MATZELBERGER	Cooper T45/51	1:50.180	4	5	9.525	0.558	79.50
16	47	9	2	Brian JOLLIFFE	Cooper T45	1:50.749	4	6	10.094	0.569	79.09
17	173	2	1	Tom DARK	Bugatti T73C	1:50.762	5	5	10.107	0.013	79.08
18	121	5	1	Ian NUTHALL	Alta F2	1:50.859	4	5	10.204	0.097	79.01
19	18	7b	5	John CHISHOLM	Lotus 18	1:51.323	7	7	10.668	0.464	78.68
20	122	6	1	Steve HART	Maserati 250F CM7	1:51.483	9	9	10.828	0.160	78.57
21	2	8	1	Rod JOLLEY	Lister Jaguar	1:52.097	3	5	11.442	0.614	78.14
22	111		0	Nick TAYLOR	Elva 100	1:53.386	4	6	12.731	1.289	77.25
23	8	9	3	Tony DITHERIDGE	Cooper T45	1:53.412	4	5	12.757	0.026	77.23
24	248	6	2	Klaus LEHR	Maserati 250F CM5	1:53.442	4	5	12.787	0.030	77.21
25	6	12	6	John EMERY	Brabham BT4	1:53.644	4	6	12.989	0.202	77.08
26	133	5	2	Chris PHILLIPS	Cooper Bristol Mk2	1:54.731	4	5	14.076	1.087	76.35
27	119	5	3	Paul GRANT	Cooper Bristol Mk2	1:55.013	5	6	14.358	0.282	76.16
28	14	12	7	Tom DE GRES	Brabham BT14	1:55.540	4	5	14.885	0.527	75.81
29	132	5	4	Guy PLANTE	Cooper Bristol	1:56.985	5	5	16.330	1.445	74.88
30	116	7a	2	Charles MCCABE	BRM P25	1:57.281	4	9	16.626	0.296	74.69
31	136	5	5	Erik STAES	Cooper Bristol Mk2	1:57.399	5	5	16.744	0.118	74.61
32	118	7a	3	Malcolm COOK	Connaught C8	2:01.512	2	2	20.857	4.113	72.09
33	40	7b	6	Stephan JÖBSTL	Cooper Maserati T51	2:16.966	4	5	36.311	15.454	63.95
34	29	10	4	Robert PULLEYN	Lotus 18	2:19.072	3	7	38.417	2.106	62.98
35	112	1	1	John GILLETT	MG K3	2:31.711	3	4	51.056	12.639	57.74

***Cars 49 & 91 require working transponders - Regulation Q12.2.1 refers.**
A 30 second penalty will be applied if not working in the race.

Brands Hatch GP
Circuit Length = 2.4332 miles
Start: 09:23 Flag 09:53 End: 09:55

Weather / Track : Sunny / Dry
These results are provisional until the conclusion of any judicial and technical matters.

Clerk Of Course : Julian Floyd		Timekeeper : Nick Palmer

Results can be found at www.tsl-timing.com

Printed - 09:55 Saturday, 29 June 2019

Sheet No:

Legends of Brands Hatch Superprix

HGPCA Pre '61 & Pre '66

QUALIFYING - RACE 2 & 6 - SECTOR ANALYSIS

SECTOR 1 = FL to I1, SECTOR 2 = I1 to I2, SECTOR 3 = I2 to FL, DIFF = Difference To Personal Best Lap, P = Crossed Finish Line in Pit Lane, D = Time Disallowed

P1 25 11 Andy MIDDLEHURST — Lotus 25 R4

IDEAL LAP TIME : 1:40.655 BEST LAP TIME : 1:40.655 DIFFERENCE : 0.000

LAP	SECTOR 1		SECTOR 2		SECTOR 3		LAP TIME		MPH	DIFF	TIME OF DAY
1 -	OUTLAP	75.4	51.884	74.1	24.885	122.2	2:04.038		70.62	23.383	09:25:28.863
2 -	33.138	91.1	47.562	73.6	26.231	121.5	1:46.931		81.92	6.276	09:27:15.794
3 -	34.606	89.3	47.030	81.6	23.972	122.2	1:45.608	(3)	82.94	4.953	09:29:01.402
4 -	***32.160***	99.5	***44.675***	***82.9***	***23.820***	***124.0***	***1:40.655***	**(1)**	***87.02***		***09:30:42.057***
5 -	32.490	93.8	46.131	82.0	24.093	122.6	1:42.714	(2)	85.28	2.059	09:32:24.771
6 -	33.592	86.8	47.568	78.2	25.200	121.3	1:46.360		82.36	5.705	09:34:11.131

P2 22 12 Peter HORSMAN — Lotus 18/21

IDEAL LAP TIME : 1:41.730 BEST LAP TIME : 1:41.992 DIFFERENCE : 0.262

LAP	SECTOR 1		SECTOR 2		SECTOR 3		LAP TIME		MPH	DIFF	TIME OF DAY
1 -	OUTLAP	79.7	51.545	69.3	25.021	123.3	1:58.225		74.09	16.233	09:25:21.094
2 -	35.106	89.9	50.545	77.6	25.318	128.5	1:50.969		78.93	8.977	09:27:12.063
3 -	33.196	99.2	45.590	***83.1***	***23.888***	***130.3***	1:42.674	(3)	85.31	0.682	09:28:54.737
4 -	***32.428***	***100.3***	45.486	79.3	24.078	129.8	***1:41.992***	**(1)**	***85.88***		***09:30:36.729***
5 -	32.538	99.5	46.321	75.7	24.408	129.5	1:43.267		84.82	1.275	09:32:19.996
6 -	32.983	99.4	***45.414***	76.8	23.967	130.0	1:42.364	(2)	85.57	0.372	09:34:02.360

P3 11 12 Jon FAIRLEY — Brabham BT11/19

IDEAL LAP TIME : 1:42.840 BEST LAP TIME : 1:42.935 DIFFERENCE : 0.095

LAP	SECTOR 1		SECTOR 2		SECTOR 3		LAP TIME		MPH	DIFF	TIME OF DAY
1 -	OUTLAP	74.3	51.920	76.0	25.820	122.9	2:04.530		70.34	21.595	09:25:30.498
2 -	34.572	90.0	50.002	68.3	26.150	123.1	1:50.724		79.11	7.789	09:27:21.222
3 -	34.840	86.1	50.537	75.4	26.441	117.9	1:51.818		78.34	8.883	09:29:13.040
4 -	35.143	87.8	48.053	83.3	24.583	127.0	1:47.779	(3)	81.27	4.844	09:31:00.819
5 -	32.786	***105.5***	***46.403***	***87.7***	***23.746***	***129.5***	***1:42.935***	**(1)**	***85.10***		***09:32:43.754***
6 -	32.890	105.1	46.631	84.8	24.091	128.0	1:43.612	(2)	84.54	0.677	09:34:27.366

P4 3 12 Barry CANNELL — Brabham BT11A

IDEAL LAP TIME : 1:42.704 BEST LAP TIME : 1:42.950 DIFFERENCE : 0.246

LAP	SECTOR 1		SECTOR 2		SECTOR 3		LAP TIME		MPH	DIFF	TIME OF DAY
1 -	OUTLAP	77.7	54.184	66.3	27.844	97.3	2:07.140		68.89	24.190	09:26:06.484
2 -	37.050	83.6	50.643	74.8	25.242	114.9	1:52.935		77.56	9.985	09:27:59.419
3 -	34.351	90.5	50.076	73.8	26.308	116.1	1:50.735		79.10	7.785	09:29:50.154
4 -	34.340	***92.9***	46.321	73.2	25.205	120.4	1:45.866	(2)	82.74	2.916	09:31:36.020
5 -	33.092	88.8	***45.765***	***79.9***	***24.093***	119.4	***1:42.950***	**(1)**	***85.08***		***09:33:18.970***
6 -	33.493	89.0	46.096	65.4	26.619	***123.8***	1:46.208	(3)	82.47	3.258	09:35:05.178

P5 91 7b Chris DRAKE — Cooper T53

IDEAL LAP TIME : BEST LAP TIME : 1:42.971 DIFFERENCE :

LAP	SECTOR 1		SECTOR 2		SECTOR 3		LAP TIME		MPH	DIFF	TIME OF DAY
1 -							1:46.505	(3)	82.24	3.534	09:27:57.631
2 -							1:45.002	(2)	83.42	2.031	09:29:42.633
3 -							***1:42.971***	**(1)**	***85.07***		***09:31:25.604***
4 -					***IN PIT***		3:09.335	**P**	46.26	1:26.364	09:34:34.939

P6 12 7b Rudi FRIEDRICHS — Cooper T53

IDEAL LAP TIME : 1:44.107 BEST LAP TIME : 1:44.511 DIFFERENCE : 0.404

LAP	SECTOR 1		SECTOR 2		SECTOR 3		LAP TIME		MPH	DIFF	TIME OF DAY
1 -	OUTLAP	73.2	51.795	72.0	25.715	123.3	2:03.646		70.84	19.135	09:25:30.862
2 -	34.940	89.1	49.759	68.0	26.020	126.3	1:50.719		79.11	6.208	09:27:21.581
3 -	33.347	88.1	50.952	75.1	25.039	123.3	1:49.338		80.11	4.827	09:29:10.919
4 -	34.234	93.2	***47.184***	76.6	24.585	***127.0***	1:46.003	(3)	82.63	1.492	09:30:56.922

Weather / Track : Sunny / Dry

Brands Hatch GP
Circuit Length = 2.4332 miles
Start: 09:23 Flag 09:53 End: 09:55

Sheet No:

Legends of Brands Hatch Superprix

HGPCA Pre '61 & Pre '66

QUALIFYING - RACE 2 & 6 - SECTOR ANALYSIS

SECTOR 1 = FL to I1, SECTOR 2 = I1 to I2, SECTOR 3 = I2 to FL, DIFF = Difference To Personal Best Lap, P = Crossed Finish Line in Pit Lane, D = Time Disallowed

5 -	***32.693***	96.5	47.646	***78.0***	24.484	126.6	1:44.823	**(2)**	83.56	0.312	09:32:41.745
6 -	32.914	***101.5***	47.367	77.7	***24.230***	***127.0***	***1:44.511***	**(1)**	***83.81***		***09:34:26.256***
7 -	32.705	95.8	53.914	63.6	27.095	124.5	1:53.714		77.03	9.203	09:36:19.970

P7 35 10 Richard TARLING Assegai

IDEAL LAP TIME : 1:45.043 BEST LAP TIME : 1:45.043 DIFFERENCE : 0.000

LAP	SECTOR 1		SECTOR 2		SECTOR 3		LAP TIME		MPH	DIFF	TIME OF DAY
1 -	OUTLAP	81.0	51.590	69.3	29.088	105.8	2:04.440		70.39	19.397	09:27:28.761
2 -	34.291	92.0	48.402	73.4	25.755	***111.1***	1:48.448	**(2)**	80.77	3.405	09:29:17.209
3 -	34.647	83.8	59.602	49.5	IN PIT		2:24.205	**P**	60.74	39.162	09:31:41.414
4 -	OUTLAP	88.8	55.346	68.9	26.421	110.7	2:01.755		71.94	16.712	09:33:43.169
5 -	***32.872***	***93.9***	***46.571***	***82.0***	***25.600***	110.9	***1:45.043***	**(1)**	***83.39***		***09:35:28.212***

P8 9 9 Mark DANIELL Cooper T45

IDEAL LAP TIME : 1:45.186 BEST LAP TIME : 1:45.243 DIFFERENCE : 0.057

LAP	SECTOR 1		SECTOR 2		SECTOR 3		LAP TIME		MPH	DIFF	TIME OF DAY
1 -	OUTLAP	63.3	52.258	71.7	25.814	117.3	2:02.312		71.61	17.069	09:25:32.596
2 -	34.656	88.4	49.943	70.5	25.987	116.1	1:50.586		79.21	5.343	09:27:23.182
3 -	33.537	88.7	51.103	66.1	26.100	115.9	1:50.740		79.10	5.497	09:29:13.922
4 -	35.767	86.0	47.743	***77.6***	25.346	120.2	1:48.856	**(3)**	80.47	3.613	09:31:02.778
5 -	33.041	***94.1***	***47.193***	74.3	***25.009***	***120.6***	***1:45.243***	**(1)**	***83.23***		***09:32:48.021***
6 -	33.294	88.4	47.922	76.8	26.321	117.5	1:47.537	**(2)**	81.45	2.294	09:34:35.558

P9 69 7b Benn TILLEY Lotus 18

IDEAL LAP TIME : 1:45.630 BEST LAP TIME : 1:45.937 DIFFERENCE : 0.307

LAP	SECTOR 1		SECTOR 2		SECTOR 3		LAP TIME		MPH	DIFF	TIME OF DAY
1 -	OUTLAP	70.7	1:00.736	62.1	27.669	106.6	2:13.275		65.72	27.338	09:27:04.341
2 -	35.759	83.5	48.864	70.4	25.327	116.3	1:49.950	**(3)**	79.67	4.013	09:28:54.291
3 -	***34.106***	87.2	47.204	73.9	***24.627***	***119.8***	***1:45.937***	**(1)**	***82.68***		***09:30:40.228***
4 -	34.762	84.0	48.633	55.5	26.894	118.3	1:50.289		79.42	4.352	09:32:30.517
5 -	34.183	***88.4***	***46.897***	***75.8***	25.499	117.7	1:46.579	**(2)**	82.19	0.642	09:34:17.096

P10 7 12 Max BLEES Brabham BT7A

IDEAL LAP TIME : 1:45.702 BEST LAP TIME : 1:46.104 DIFFERENCE : 0.402

LAP	SECTOR 1		SECTOR 2		SECTOR 3		LAP TIME		MPH	DIFF	TIME OF DAY
1 -	OUTLAP	55.3	1:00.811	58.2	30.031	102.6	2:20.828		62.20	34.724	09:26:45.805
2 -	36.776	82.0	50.354	73.9	25.943	111.1	1:53.073		77.47	6.969	09:28:38.878
3 -	35.148	82.0	50.243	70.9	26.502	114.1	1:51.893		78.28	5.789	09:30:30.771
4 -	34.045	94.2	48.927	80.5	25.247	117.1	1:48.219		80.94	2.115	09:32:18.990
5 -	35.041	88.5	***48.015***	79.2	24.573	***118.7***	1:47.629	**(2)**	81.38	1.525	09:34:06.619
6 -	33.677	***97.3***	51.932	79.7	24.756	116.9	1:50.365		79.37	4.261	09:35:56.984
7 -	33.530	87.3	59.765	61.9	IN PIT		12:48.744	**P**	11.39	11:02.640	09:48:45.728
8 -	OUTLAP	72.9	50.462	81.0	24.791	116.9	1:54.790		76.31	8.686	09:50:40.518
9 -	***33.191***	96.4	50.135	80.8	***24.496***	115.7	1:47.822	**(3)**	81.24	1.718	09:52:28.340
10 -	33.219	***97.3***	48.198	***83.0***	24.687	115.7	***1:46.104***	**(1)**	***82.55***		***09:54:14.444***

P11 49 12 Andrew BEAUMONT Lotus 18

IDEAL LAP TIME : BEST LAP TIME : 1:46.798 DIFFERENCE :

LAP	SECTOR 1		SECTOR 2		SECTOR 3		LAP TIME		MPH	DIFF	TIME OF DAY
1 -	***OUTLAP***	***66.9***	***57.116***	***67.9***			3:58.354		36.75	2:11.556	09:28:52.282
2 -							1:47.109	**(2)**	81.78	0.311	09:30:39.391
3 -							***1:46.798***	**(1)**	***82.02***		***09:32:26.189***
4 -							1:47.707	**(3)**	81.33	0.909	09:34:13.896

Weather / Track : Sunny / Dry

Brands Hatch GP
Circuit Length = 2.4332 miles
Start: 09:23 Flag 09:53 End: 09:55

Sheet No:

Legends of Brands Hatch Superprix

HGPCA Pre '61 & Pre '66

QUALIFYING - RACE 2 & 6 - SECTOR ANALYSIS

SECTOR 1 = FL to I1, SECTOR 2 = I1 to I2, SECTOR 3 = I2 to FL, DIFF = Difference To Personal Best Lap, P = Crossed Finish Line in Pit Lane, D = Time Disallowed

P12 37 10 Eddy PERK — Heron F1

IDEAL LAP TIME : 1:46.880 BEST LAP TIME : 1:46.880 DIFFERENCE : 0.000

LAP	SECTOR 1		SECTOR 2		SECTOR 3		LAP TIME		MPH	DIFF	TIME OF DAY
1 -	OUTLAP	78.9	54.634	64.4	27.398	110.3	2:04.254		70.49	17.374	09:26:16.295
2 -	35.111	90.1	50.384	71.1	25.813	112.0	1:51.308		78.69	4.428	09:28:07.603
3 -	33.938	90.4	49.343	67.4	25.831	***116.5***	1:49.112		80.28	2.232	09:29:56.715
4 -	33.723	84.0	49.136	76.8	25.471	115.9	1:48.330	(3)	80.86	1.450	09:31:45.045
5 -	33.704	88.4	48.903	75.6	25.304	115.1	1:47.911	(2)	81.17	1.031	09:33:32.956
6 -	***33.395***	***92.4***	***48.370***	***79.8***	***25.115***	115.5	***1:46.880***	(1)	***81.95***		***09:35:19.836***

P13 4 10 Greg THORNTON — LDS 03

IDEAL LAP TIME : 1:46.920 BEST LAP TIME : 1:48.046 DIFFERENCE : 1.126

LAP	SECTOR 1		SECTOR 2		SECTOR 3		LAP TIME		MPH	DIFF	TIME OF DAY
1 -	OUTLAP	78.6	51.026	71.6	26.254	111.4	1:58.329		74.02	10.283	09:25:40.787
2 -	34.013	86.1	49.795	68.9	25.725	112.2	1:49.533		79.97	1.487	09:27:30.320
3 -	34.191	***91.1***	***48.100***	73.7	25.755	113.1	***1:48.046***	(1)	***81.07***		***09:29:18.366***
4 -	35.577	74.0	51.731	63.9	26.377	***114.1***	1:53.685		77.05	5.639	09:31:12.051
5 -	34.729	90.0	48.785	74.1	26.012	110.3	1:49.526	(3)	79.97	1.480	09:33:01.577
6 -	33.741	89.7	49.404	***77.9***	***25.249***	***114.1***	1:48.394	(2)	80.81	0.348	09:34:49.971

P14 138 7a Richard WILSON — Ferrari Dino BR01

IDEAL LAP TIME : 1:49.610 BEST LAP TIME : 1:49.622 DIFFERENCE : 0.012

LAP	SECTOR 1		SECTOR 2		SECTOR 3		LAP TIME		MPH	DIFF	TIME OF DAY
1 -	OUTLAP	71.7	55.832	66.9	29.141	106.0	2:08.686		68.07	19.064	09:26:17.460
2 -	37.084	74.3	53.454	65.2	28.004	107.8	1:58.542		73.89	8.920	09:28:16.002
3 -	36.176	81.7	52.903	61.7	26.700	108.5	1:55.779		75.66	6.157	09:30:11.781
4 -	36.378	79.7	50.867	72.9	26.632	109.1	1:53.877		76.92	4.255	09:32:05.658
5 -	34.775	85.5	51.193	73.1	26.174	111.4	1:52.142	(2)	78.11	2.520	09:33:57.800
6 -	34.951	82.7	51.931	69.8	26.317	113.5	1:53.199		77.38	3.577	09:35:50.999
7 -	***34.733***	***89.7***	1:00.520	53.9	IN PIT		12:50.437	P	11.36	11:00.815	09:48:41.436
8 -	OUTLAP	66.7	54.548	67.1	27.232	101.9	2:05.826		69.61	16.204	09:50:47.262
9 -	35.620	82.0	50.712	71.7	25.844	109.6	1:52.176	(3)	78.09	2.554	09:52:39.438
10 -	34.745	84.9	***49.434***	***74.0***	***25.443***	***116.5***	***1:49.622***	(1)	***79.90***		***09:54:29.060***

P15 15 7b Thomas MATZELBERGER — Cooper T45/51

IDEAL LAP TIME : 1:50.180 BEST LAP TIME : 1:50.180 DIFFERENCE : 0.000

LAP	SECTOR 1		SECTOR 2		SECTOR 3		LAP TIME		MPH	DIFF	TIME OF DAY
1 -	OUTLAP	79.2	56.031	62.8	28.291	115.1	2:06.510		69.24	16.330	09:27:18.544
2 -	35.364	86.4	55.267	69.6	26.505	120.9	1:57.136		74.78	6.956	09:29:15.680
3 -	35.598	74.6	52.022	73.0	26.329	122.6	1:53.949	(2)	76.87	3.769	09:31:09.629
4 -	***34.270***	***87.4***	***50.160***	***76.6***	***25.750***	122.0	***1:50.180***	(1)	***79.50***		***09:32:59.809***
5 -	36.843	82.7	51.314	75.4	26.382	***125.4***	1:54.539	(3)	76.47	4.359	09:34:54.348

P16 47 9 Brian JOLLIFFE — Cooper T45

IDEAL LAP TIME : 1:49.309 BEST LAP TIME : 1:50.749 DIFFERENCE : 1.440

LAP	SECTOR 1		SECTOR 2		SECTOR 3		LAP TIME		MPH	DIFF	TIME OF DAY
1 -	OUTLAP	73.5	55.259	63.4	30.492	94.7	2:10.881		66.92	20.132	09:25:57.517
2 -	36.986	83.1	50.166	67.3	***26.263***	112.4	1:53.415		77.23	2.666	09:27:50.932
3 -	35.492	86.4	51.245	57.2	28.612	113.9	1:55.349		75.94	4.600	09:29:46.281
4 -	35.040	86.0	***48.896***	67.2	26.813	***114.9***	***1:50.749***	(1)	***79.09***		***09:31:37.030***
5 -	***34.150***	86.9	49.350	68.0	27.477	107.7	1:50.977	(3)	78.93	0.228	09:33:28.007
6 -	35.029	***88.4***	49.173	***73.2***	26.647	109.2	1:50.849	(2)	79.02	0.100	09:35:18.856

Weather / Track : Sunny / Dry

Brands Hatch GP
Circuit Length = 2.4332 miles
Start: 09:23 Flag 09:53 End: 09:55

Sheet No:

Legends of Brands Hatch Superprix

HGPCA Pre '61 & Pre '66

QUALIFYING - RACE 2 & 6 - SECTOR ANALYSIS

SECTOR 1 = FL to I1, SECTOR 2 = I1 to I2, SECTOR 3 = I2 to FL, DIFF = Difference To Personal Best Lap, P = Crossed Finish Line in Pit Lane, D = Time Disallowed

P17 173 2 Tom DARK — Bugatti T73C

IDEAL LAP TIME : 1:50.456 BEST LAP TIME : 1:50.762 DIFFERENCE : 0.306

LAP	SECTOR 1		SECTOR 2		SECTOR 3		LAP TIME	MPH	DIFF	TIME OF DAY
1 -	OUTLAP	67.4	1:03.128	69.1	29.128	96.4	2:17.202	63.84	26.440	09:27:13.030
2 -	38.897	77.9	53.379	71.3	27.492	115.9	1:59.768	73.14	9.006	09:29:12.798
3 -	37.349	81.9	50.576	77.4	26.182	119.1	1:54.107 (3)	76.76	3.345	09:31:06.905
4 -	35.052	84.0	50.502	73.2	26.279	110.1	1:51.833 (2)	78.32	1.071	09:32:58.738
5 -	35.170	84.2	***49.849***	***79.3***	***25.743***	***120.4***	***1:50.762 (1)***	***79.08***		***09:34:49.500***

P18 121 5 Ian NUTHALL — Alta F2

IDEAL LAP TIME : 1:50.859 BEST LAP TIME : 1:50.859 DIFFERENCE : 0.000

LAP	SECTOR 1		SECTOR 2		SECTOR 3		LAP TIME	MPH	DIFF	TIME OF DAY
1 -	OUTLAP	58.1	1:09.204	61.6	29.779	101.8	2:29.174	58.72	38.315	09:27:11.989
2 -	38.084	70.6	52.762	69.1	27.281	109.2	1:58.127	74.15	7.268	09:29:10.116
3 -	36.102	87.7	50.790	***79.5***	26.898	***110.1***	1:53.790 (3)	76.98	2.931	09:31:03.906
4 -	***34.402***	***88.3***	***49.927***	76.0	***26.530***	109.4	***1:50.859 (1)***	***79.01***		***09:32:54.765***
5 -	34.982	84.0	50.996	74.9	26.985	109.2	1:52.963 (2)	77.54	2.104	09:34:47.728

P19 18 7b John CHISHOLM — Lotus 18

IDEAL LAP TIME : 1:51.129 BEST LAP TIME : 1:51.323 DIFFERENCE : 0.194

LAP	SECTOR 1		SECTOR 2		SECTOR 3		LAP TIME	MPH	DIFF	TIME OF DAY
1 -	OUTLAP	79.8	58.087	62.3	28.682	100.7	2:09.454	67.66	18.131	09:27:13.779
2 -	38.776	74.5	54.956	68.4	28.631	107.0	2:02.363	71.58	11.040	09:29:16.142
3 -	37.452	74.9	54.355	73.4	27.622	103.8	1:59.429 (3)	73.34	8.106	09:31:15.571
4 -	36.257	86.7	52.970	70.4	IN PIT		17:14.242 P	8.46	15:22.919	09:48:29.813
5 -	OUTLAP	75.7	58.706	66.9	27.093	113.1	2:06.014	69.51	14.691	09:50:35.827
6 -	35.744	73.9	53.749	74.9	***25.459***	***117.7***	1:54.952 (2)	76.20	3.629	09:52:30.779
7 -	***34.390***	***88.1***	***51.280***	***76.7***	25.653	116.3	***1:51.323 (1)***	***78.68***		***09:54:22.102***

P20 122 6 Steve HART — Maserati 250F CM7

IDEAL LAP TIME : 1:51.232 BEST LAP TIME : 1:51.483 DIFFERENCE : 0.251

LAP	SECTOR 1		SECTOR 2		SECTOR 3		LAP TIME	MPH	DIFF	TIME OF DAY
1 -	OUTLAP	73.8	53.004	64.7	27.472	110.9	2:07.073	68.93	15.590	09:26:45.075
2 -	36.223	79.5	50.529	65.2	26.423	116.5	1:53.175	77.40	1.692	09:28:38.250
3 -	35.541	83.4	***50.204***	67.8	27.463	114.1	1:53.208	77.37	1.725	09:30:31.458
4 -	35.726	84.9	50.467	68.1	26.395	117.3	1:52.588 (2)	77.80	1.105	09:32:24.046
5 -	***35.293***	78.0	51.045	64.9	26.469	114.1	1:52.807 (3)	77.65	1.324	09:34:16.853
6 -	36.256	79.4	59.563	65.3	28.460	***134.4***	2:04.279	70.48	12.796	09:36:21.132
7 -	40.227	64.2	1:04.048	53.5	IN PIT		13:22.393 P	10.91	11:30.910	09:49:43.525
8 -	OUTLAP	78.7	51.734	68.6	26.138	116.1	1:58.117	74.16	6.634	09:51:41.642
9 -	35.337	***86.8***	50.411	***70.2***	***25.735***	119.6	***1:51.483 (1)***	***78.57***		***09:53:33.125***

P21 2 8 Rod JOLLEY — Lister Jaguar

IDEAL LAP TIME : 1:51.031 BEST LAP TIME : 1:52.097 DIFFERENCE : 1.066

LAP	SECTOR 1		SECTOR 2		SECTOR 3		LAP TIME	MPH	DIFF	TIME OF DAY
1 -	OUTLAP	63.1	58.642	60.9	28.482	111.2	2:15.218	64.78	23.121	09:26:52.161
2 -	36.729	82.0	50.741	***71.1***	26.086	120.4	1:53.556 (3)	77.14	1.459	09:28:45.717
3 -	35.575	84.2	***50.414***	69.0	26.108	***122.9***	***1:52.097 (1)***	***78.14***		***09:30:37.814***
4 -	35.194	***92.1***	51.685	62.7	27.255	121.7	1:54.134	76.75	2.037	09:32:31.948
5 -	35.321	85.1	51.454	70.9	***25.654***	122.4	1:52.429 (2)	77.91	0.332	09:34:24.377

P22 111 Nick TAYLOR — Elva 100

IDEAL LAP TIME : 1:52.166 BEST LAP TIME : 1:53.386 DIFFERENCE : 1.220

LAP	SECTOR 1		SECTOR 2		SECTOR 3		LAP TIME	MPH	DIFF	TIME OF DAY
1 -	OUTLAP	63.1	53.714	70.0	27.506	100.6	2:06.938	69.00	13.552	09:25:35.289

Weather / Track : Sunny / Dry

Brands Hatch GP
Circuit Length = 2.4332 miles
Start: 09:23 Flag 09:53 End: 09:55

Sheet No:

Legends of Brands Hatch Superprix

HGPCA Pre '61 & Pre '66

QUALIFYING - RACE 2 & 6 - SECTOR ANALYSIS

SECTOR 1 = FL to I1, SECTOR 2 = I1 to I2, SECTOR 3 = I2 to FL, DIFF = Difference To Personal Best Lap, P = Crossed Finish Line in Pit Lane, D = Time Disallowed

2 -	36.086	85.2	52.730	71.3	27.709	***104.0***	1:56.525	75.17	3.139	09:27:31.814
3 -	35.459	86.0	52.280	***75.0***	***26.931***	103.0	1:54.670 **(3)**	76.39	1.284	09:29:26.484
4 -	***34.874***	85.8	51.068	66.6	27.444	103.4	***1:53.386*** **(1)**	***77.25***		***09:31:19.870***
5 -	35.732	82.9	52.789	69.9	27.470	103.2	1:55.991	75.52	2.605	09:33:15.861
6 -	35.225	***86.2***	***50.361***	74.4	28.117	101.9	1:53.703 **(2)**	77.04	0.317	09:35:09.564

P23 8 9 Tony DITHERIDGE Cooper T45

IDEAL LAP TIME : 1:53.077 BEST LAP TIME : 1:53.412 DIFFERENCE : 0.335

LAP	SECTOR 1		SECTOR 2		SECTOR 3		LAP TIME	MPH	DIFF	TIME OF DAY
1 -	OUTLAP	63.1	57.565	68.0	29.118	103.5	2:12.178	66.27	18.766	09:26:33.302
2 -	37.478	78.3	51.282	***76.1***	26.336	***115.3***	1:55.096 **(3)**	76.10	1.684	09:28:28.398
3 -	***35.742***	84.2	52.582	73.8	26.899	108.4	1:55.223	76.02	1.811	09:30:23.621
4 -	36.077	***84.9***	***51.015***	75.0	***26.320***	113.3	***1:53.412*** **(1)**	***77.23***		***09:32:17.033***
5 -	36.378	84.0	51.213	75.7	27.476	109.4	1:55.067 **(2)**	76.12	1.655	09:34:12.100

P24 248 6 Klaus LEHR Maserati 250F CM5

IDEAL LAP TIME : 1:52.855 BEST LAP TIME : 1:53.442 DIFFERENCE : 0.587

LAP	SECTOR 1		SECTOR 2		SECTOR 3		LAP TIME	MPH	DIFF	TIME OF DAY
1 -	OUTLAP	64.6	1:05.055	61.3	29.819	98.1	2:22.868	61.31	29.426	09:27:12.762
2 -	38.053	69.0	55.252	64.2	27.591	110.5	2:00.896	72.45	7.454	09:29:13.658
3 -	37.230	75.0	53.842	71.3	***26.352***	115.9	1:57.424 **(3)**	74.60	3.982	09:31:11.082
4 -	35.517	***85.5***	51.554	72.7	26.371	***116.3***	***1:53.442*** **(1)**	***77.21***		***09:33:04.524***
5 -	***35.049***	***85.5***	***51.454***	***78.4***	27.565	113.3	1:54.068 **(2)**	76.79	0.626	09:34:58.592

P25 6 12 John EMERY Brabham BT4

IDEAL LAP TIME : 1:51.723 BEST LAP TIME : 1:53.644 DIFFERENCE : 1.921

LAP	SECTOR 1		SECTOR 2		SECTOR 3		LAP TIME	MPH	DIFF	TIME OF DAY
1 -	OUTLAP	67.3	57.730	68.4	30.114	97.8	2:14.104	65.32	20.460	09:26:33.885
2 -	38.123	81.3	52.423	74.8	25.746	119.6	1:56.292	75.32	2.648	09:28:30.177
3 -	***36.451***	84.2	51.566	74.5	26.078	117.3	1:54.095 **(2)**	76.77	0.451	09:30:24.272
4 -	37.610	79.8	50.579	78.1	***25.455***	***120.9***	***1:53.644*** **(1)**	***77.08***		***09:32:17.916***
5 -	37.924	82.7	***49.817***	***78.3***	27.511	92.0	1:55.252 **(3)**	76.00	1.608	09:34:13.168
6 -	36.864	***84.9***	1:02.312	58.4	27.591	115.9	2:06.767	69.10	13.123	09:36:19.935

P26 133 5 Chris PHILLIPS Cooper Bristol Mk2

IDEAL LAP TIME : 1:54.349 BEST LAP TIME : 1:54.731 DIFFERENCE : 0.382

LAP	SECTOR 1		SECTOR 2		SECTOR 3		LAP TIME	MPH	DIFF	TIME OF DAY
1 -	OUTLAP	57.5	1:01.979	59.0	30.884	98.9	2:20.336	62.42	25.605	09:27:07.238
2 -	41.226	78.3	53.805	71.4	28.382	104.6	2:03.413	70.97	8.682	09:29:10.651
3 -	37.118	86.7	52.243	74.0	26.948	108.2	1:56.309 **(3)**	75.31	1.578	09:31:06.960
4 -	36.222	82.6	***51.665***	71.5	***26.844***	***108.5***	***1:54.731*** **(1)**	***76.35***		***09:33:01.691***
5 -	36.111	***87.6***	52.382	***75.4***	26.870	***108.5***	1:55.363 **(2)**	75.93	0.632	09:34:57.054

P27 119 5 Paul GRANT Cooper Bristol Mk2

IDEAL LAP TIME : 1:54.053 BEST LAP TIME : 1:55.013 DIFFERENCE : 0.960

LAP	SECTOR 1		SECTOR 2		SECTOR 3		LAP TIME	MPH	DIFF	TIME OF DAY
1 -	OUTLAP	74.8	56.060	64.5	29.676	100.1	2:09.618	67.58	14.605	09:26:28.121
2 -	36.976	76.3	54.408	64.9	28.048	104.8	1:59.432	73.34	4.419	09:28:27.553
3 -	36.165	80.1	53.651	69.8	27.201	104.8	1:57.017 **(3)**	74.85	2.004	09:30:24.570
4 -	36.633	80.6	52.628	71.5	***27.086***	103.4	1:56.347 **(2)**	75.29	1.334	09:32:20.917
5 -	36.090	80.8	***51.698***	***75.2***	27.225	104.3	***1:55.013*** **(1)**	***76.16***		***09:34:15.930***
6 -	***35.269***	***82.3***	1:00.819	61.6	29.123	***105.5***	2:05.211	69.96	10.198	09:36:21.141

P28 14 12 Tom DE GRES Brabham BT14

IDEAL LAP TIME : 1:55.540 BEST LAP TIME : 1:55.540 DIFFERENCE : 0.000

LAP	SECTOR 1	SECTOR 2	SECTOR 3	LAP TIME	MPH	DIFF	TIME OF DAY

Weather / Track : Sunny / Dry

Brands Hatch GP
Circuit Length = 2.4332 miles
Start: 09:23 Flag 09:53 End: 09:55

Sheet No:

Legends of Brands Hatch Superprix

HGPCA Pre '61 & Pre '66

QUALIFYING - RACE 2 & 6 - SECTOR ANALYSIS

SECTOR 1 = FL to I1, SECTOR 2 = I1 to I2, SECTOR 3 = I2 to FL, DIFF = Difference To Personal Best Lap, P = Crossed Finish Line in Pit Lane, D = Time Disallowed

1 -	OUTLAP	53.3	1:03.578	59.1	29.715	99.8	2:24.164		60.76	28.624	09:27:08.187
2 -	39.136	79.1	54.212	67.8	27.974	100.1	2:01.322	(3)	72.20	5.782	09:29:09.509
3 -	40.549	77.6	55.428	61.9	28.202	108.4	2:04.179		70.54	8.639	09:31:13.688
4 -	***36.312***	85.7	***51.948***	***72.1***	***27.280***	***109.1***	***1:55.540***	**(1)**	***75.81***		***09:33:09.228***
5 -	36.474	***89.8***	52.422	64.1	28.559	107.8	1:57.455	(2)	74.58	1.915	09:35:06.683

P29 132 5 Guy PLANTE Cooper Bristol

IDEAL LAP TIME : 1:56.666 BEST LAP TIME : 1:56.985 DIFFERENCE : 0.319

LAP	SECTOR 1		SECTOR 2		SECTOR 3		LAP TIME		MPH	DIFF	TIME OF DAY
1 -	OUTLAP	80.6	55.279	74.0	29.524	94.9	2:10.093		67.33	13.108	09:27:28.880
2 -	37.829	***86.2***	54.341	72.2	28.310	101.3	2:00.480	(3)	72.70	3.495	09:29:29.360
3 -	36.552	84.8	54.619	68.5	29.579	101.0	2:00.750		72.54	3.765	09:31:30.110
4 -	36.851	84.0	53.085	72.5	28.590	97.6	1:58.526	(2)	73.90	1.541	09:33:28.636
5 -	36.478	83.4	***52.877***	***75.5***	***27.630***	***101.6***	***1:56.985***	**(1)**	***74.88***		***09:35:25.621***

P30 116 7a Charles MCCABE BRM P25

IDEAL LAP TIME : 1:56.333 BEST LAP TIME : 1:57.281 DIFFERENCE : 0.948

LAP	SECTOR 1		SECTOR 2		SECTOR 3		LAP TIME		MPH	DIFF	TIME OF DAY
1 -	OUTLAP	67.8	1:04.547	59.9	29.024	106.8	2:16.916		63.97	19.635	09:27:15.844
2 -	38.294	78.2	56.653	64.1	27.989	107.2	2:02.936		71.25	5.655	09:29:18.780
3 -	***36.517***	78.7	55.399	62.8	27.693	109.4	1:59.609	(3)	73.23	2.328	09:31:18.389
4 -	36.847	***82.0***	***52.769***	***72.2***	27.665	105.5	***1:57.281***	**(1)**	***74.69***		***09:33:15.670***
5 -	37.178	79.6	53.533	66.3	27.283	108.7	1:57.994	(2)	74.23	0.713	09:35:13.664
6 -	38.211	81.9	1:01.403	48.3	IN PIT		13:25.469	**P**	10.87	11:28.188	09:48:39.133
7 -	OUTLAP	64.8	1:01.370	65.2	28.110	105.6	2:15.471		64.66	18.190	09:50:54.604
8 -	37.634	80.0	59.042	66.8	27.600	105.3	2:04.276		70.48	6.995	09:52:58.880
9 -	36.868	79.4	56.913	68.0	***27.047***	***109.6***	2:00.828		72.49	3.547	09:54:59.708

P31 136 5 Erik STAES Cooper Bristol Mk2

IDEAL LAP TIME : 1:57.399 BEST LAP TIME : 1:57.399 DIFFERENCE : 0.000

LAP	SECTOR 1		SECTOR 2		SECTOR 3		LAP TIME		MPH	DIFF	TIME OF DAY
1 -	OUTLAP	55.7	1:03.281	58.5	29.940	100.0	2:21.073		62.09	23.674	09:27:09.285
2 -	40.097	75.9	55.109	62.6	28.622	100.4	2:03.828	(3)	70.74	6.429	09:29:13.113
3 -	40.575	69.4	55.814	64.7	28.150	102.6	2:04.539		70.33	7.140	09:31:17.652
4 -	39.178	73.1	53.386	***67.5***	27.752	104.3	2:00.316	(2)	72.80	2.917	09:33:17.968
5 -	***37.135***	76.0	***52.513***	66.7	***27.751***	***104.6***	***1:57.399***	**(1)**	***74.61***		***09:35:15.367***

P32 118 7a Malcolm COOK Connaught C8

IDEAL LAP TIME : 2:01.512 BEST LAP TIME : 2:01.512 DIFFERENCE : 0.000

LAP	SECTOR 1		SECTOR 2		SECTOR 3		LAP TIME		MPH	DIFF	TIME OF DAY
1 -	OUTLAP	72.4	1:19.411	56.2	29.738	***107.0***	2:31.953		57.64	30.441	09:27:49.630
2 -	***38.665***	75.4	***53.883***	***73.4***	***28.964***	88.3	***2:01.512***	**(1)**	***72.09***		***09:29:51.142***

P33 40 7b Stephan JÖBSTL Cooper Maserati T51

IDEAL LAP TIME : 2:15.915 BEST LAP TIME : 2:16.966 DIFFERENCE : 1.051

LAP	SECTOR 1		SECTOR 2		SECTOR 3		LAP TIME		MPH	DIFF	TIME OF DAY
1 -	OUTLAP	64.1	1:05.270	58.1	32.824	96.9	2:22.496		61.47	5.530	09:25:56.890
2 -	***40.955***	66.7	1:05.050	60.6	31.319	***97.6***	2:17.324	(2)	63.78	0.358	09:28:14.214
3 -	41.313	69.9	1:05.423	61.1	31.165	93.5	2:17.901	(3)	63.52	0.935	09:30:32.115
4 -	42.006	61.4	***1:04.101***	***64.9***	***30.859***	94.6	***2:16.966***	**(1)**	***63.95***		***09:32:49.081***
5 -	41.024	64.9	1:06.729	54.5	32.070	92.0	2:19.823		62.64	2.857	09:35:08.904

P34 29 10 Robert PULLEYN Lotus 18

IDEAL LAP TIME : 2:16.375 BEST LAP TIME : 2:19.072 DIFFERENCE : 2.697

LAP	SECTOR 1		SECTOR 2		SECTOR 3		LAP TIME		MPH	DIFF	TIME OF DAY
1 -	OUTLAP	56.0	1:16.431	55.3	36.694	81.8	2:54.194		50.28	35.122	09:27:24.959

Weather / Track : Sunny / Dry

Brands Hatch GP
Circuit Length = 2.4332 miles
Start: 09:23 Flag 09:53 End: 09:55

Sheet No:

Legends of Brands Hatch Superprix

HGPCA Pre '61 & Pre '66

QUALIFYING - RACE 2 & 6 - SECTOR ANALYSIS

SECTOR 1 = FL to I1, SECTOR 2 = I1 to I2, SECTOR 3 = I2 to FL, DIFF = Difference To Personal Best Lap, P = Crossed Finish Line in Pit Lane, D = Time Disallowed

2 -	46.635	66.1	1:05.620	52.6	36.495	84.9	2:28.750		58.88	9.678	09:29:53.709
3 -	42.815	71.3	***1:03.034***	55.2	33.223	***91.5***	***2:19.072***	**(1)**	***62.98***		***09:32:12.781***
4 -	45.014	68.1	1:06.489	52.4	33.062	90.0	2:24.565	**(3)**	60.59	5.493	09:34:37.346
5 -	41.680	73.3	1:06.246	***62.5***	IN PIT		13:58.337	**P**	10.44	11:39.265	09:48:35.683
6 -	OUTLAP	66.4	1:13.087	56.5	33.591	88.4	2:35.648		56.27	16.576	09:51:11.331
7 -	***40.870***	***75.4***	1:05.817	60.5	***32.471***	87.3	2:19.158	**(2)**	62.94	0.086	09:53:30.489

P35 112 1 John GILLETT MG K3

IDEAL LAP TIME : 2:31.711 BEST LAP TIME : 2:31.711 DIFFERENCE : 0.000

LAP	SECTOR 1		SECTOR 2		SECTOR 3		LAP TIME		MPH	DIFF	TIME OF DAY
1 -	OUTLAP	49.5	1:17.264	53.1	37.699	74.8	2:49.887		51.56	18.176	09:27:31.531
2 -	46.273	68.0	1:12.621	***57.4***	36.411	82.7	2:35.305	**(3)**	56.40	3.594	09:30:06.836
3 -	***45.575***	68.7	***1:10.680***	52.2	***35.456***	***84.4***	***2:31.711***	**(1)**	***57.74***		***09:32:38.547***
4 -	45.930	***69.3***	1:11.755	49.5	36.410	82.3	2:34.095	**(2)**	56.84	2.384	09:35:12.642

Weather / Track : Sunny / Dry

Brands Hatch GP
Circuit Length = 2.4332 miles
Start: 09:23 Flag 09:53 End: 09:55

Sheet No:

Legends of Brands Hatch Superprix

HGPCA Pre '61 & Pre '66

QUALIFYING - RACE 2 & 6 - BEST SECTORS

	SECTOR 1			SECTOR 2			SECTOR 3			IDEAL / BEST COMPARISON					
POS	NO	NAME	TIME	NO	NAME	TIME	NO	NAME	TIME	POS	NO	NAME	IDEAL	BEST	DIFF
												PERFECT LAP	1:40.581		
1	25	MIDDLEHURST	32.160	25	MIDDLEHURST	44.675	11	FAIRLEY	23.746	1	25		1:40.655	1:40.655	0.000
2	22	HORSMAN	32.428	22	HORSMAN	45.414	25	MIDDLEHURST	23.820	2	22		1:41.730	1:41.992	0.262
3	11	FAIRLEY	32.691	3	CANNELL	45.765	22	HORSMAN	23.888	3	3		1:42.704	1:42.950	0.246
4	12	FRIEDRICHS	32.693	11	FAIRLEY	46.403	3	CANNELL	24.093	4	11		1:42.840	1:42.935	0.095
5	3	CANNELL	32.846	35	TARLING	46.571	12	FRIEDRICHS	24.230	5	12		1:44.107	1:44.511	0.404
6	35	TARLING	32.872	69	TILLEY	46.897	7	BLEES	24.496	6	35		1:45.043	1:45.043	0.000
7	9	DANIELL	32.984	12	FRIEDRICHS	47.184	69	TILLEY	24.627	7	9		1:45.186	1:45.243	0.057
8	7	BLEES	33.191	9	DANIELL	47.193	9	DANIELL	25.009	8	69		1:45.630	1:45.937	0.307
9	37	PERK	33.395	7	BLEES	48.015	37	PERK	25.115	9	7		1:45.702	1:46.104	0.402
10	4	THORNTON	33.571	4	THORNTON	48.100	4	THORNTON	25.249	10	37		1:46.880	1:46.880	0.000
11	69	TILLEY	34.106	37	PERK	48.370	138	WILSON	25.443	11	4		1:46.920	1:48.046	1.126
12	47	JOLLIFFE	34.150	47	JOLLIFFE	48.896	6	EMERY	25.455	12	47		1:49.309	1:50.749	1.440
13	15	MATZELBERGER	34.270	138	WILSON	49.434	18	CHISHOLM	25.459	13	138		1:49.610	1:49.622	0.012
14	18	CHISHOLM	34.390	6	EMERY	49.817	35	TARLING	25.600	14	15		1:50.180	1:50.180	0.000
15	121	NUTHALL	34.402	173	DARK	49.849	2	JOLLEY	25.654	15	173		1:50.456	1:50.762	0.306
16	138	WILSON	34.733	121	NUTHALL	49.927	122	HART	25.735	16	121		1:50.859	1:50.859	0.000
17	173	DARK	34.864	15	MATZELBERGER	50.160	173	DARK	25.743	17	2		1:51.031	1:52.097	1.066
18	111	TAYLOR	34.874	122	HART	50.204	15	MATZELBERGER	25.750	18	18		1:51.129	1:51.323	0.194
19	2	JOLLEY	34.963	111	TAYLOR	50.361	47	JOLLIFFE	26.263	19	122		1:51.232	1:51.483	0.251
20	248	LEHR	35.049	2	JOLLEY	50.414	8	DITHERIDGE	26.320	20	6		1:51.723	1:53.644	1.921
21	119	GRANT	35.269	8	DITHERIDGE	51.015	248	LEHR	26.352	21	111		1:52.166	1:53.386	1.220
22	122	HART	35.293	18	CHISHOLM	51.280	121	NUTHALL	26.530	22	248		1:52.855	1:53.442	0.587
23	8	DITHERIDGE	35.742	248	LEHR	51.454	133	PHILLIPS	26.844	23	8		1:53.077	1:53.412	0.335
24	133	PHILLIPS	35.840	133	PHILLIPS	51.665	111	TAYLOR	26.931	24	119		1:54.053	1:55.013	0.960
25	132	PLANTE	36.159	119	GRANT	51.698	116	MCCABE	27.047	25	133		1:54.349	1:54.731	0.382
26	14	DE GRES	36.312	14	DE GRES	51.948	119	GRANT	27.086	26	14		1:55.540	1:55.540	0.000
27	6	EMERY	36.451	136	STAES	52.513	14	DE GRES	27.280	27	116		1:56.333	1:57.281	0.948
28	116	MCCABE	36.517	116	MCCABE	52.769	132	PLANTE	27.630	28	132		1:56.666	1:56.985	0.319
29	136	STAES	37.135	132	PLANTE	52.877	136	STAES	27.751	29	136		1:57.399	1:57.399	0.000
30	118	COOK	38.665	118	COOK	53.883	118	COOK	28.964	30	118		2:01.512	2:01.512	0.000
31	29	PULLEYN	40.870	49	BEAUMONT	57.116	40	JÖBSTL	30.859	31	40		2:15.915	2:16.966	1.051
32	40	JÖBSTL	40.955	29	PULLEYN	1:03.034	29	PULLEYN	32.471	32	29		2:16.375	2:19.072	2.697
33	112	GILLETT	45.575	40	JÖBSTL	1:04.101	112	GILLETT	35.456	33	112		2:31.711	2:31.711	0.000
34				112	GILLETT	1:10.680				34	49			1:46.798	
35										35	91			1:42.971	

Weather / Track : Sunny / Dry

Brands Hatch GP
Circuit Length = 2.4332 miles
Start: 09:23 Flag 09:53 End: 09:55

Results can be found at www.tsl-timing.com

Printed - 09:58 Saturday, 29 June 2019

Sheet No:

Legends of Brands Hatch Superprix

HGPCA Pre '61 & Pre '66

QUALIFYING - RACE 2 & 6 - BEST SPEEDS

	INTERMEDIATE 1			INTERMEDIATE 2			FINISH LINE		
POS	NO	NAME	MPH	NO	NAME	MPH	NO	NAME	MPH
1	11	FAIRLEY	105.5	11	FAIRLEY	87.7	122	HART	134.4
2	12	FRIEDRICHS	101.5	22	HORSMAN	83.1	22	HORSMAN	130.3
3	25	MIDDLEHURST	100.6	7	BLEES	83.0	11	FAIRLEY	129.5
4	22	HORSMAN	100.3	25	MIDDLEHURST	82.9	12	FRIEDRICHS	127.0
5	7	BLEES	97.3	35	TARLING	82.0	15	MATZELBERGER	125.4
6	9	DANIELL	94.1	3	CANNELL	79.9	25	MIDDLEHURST	124.0
7	35	TARLING	93.9	37	PERK	79.8	3	CANNELL	123.8
8	3	CANNELL	92.9	121	NUTHALL	79.5	2	JOLLEY	122.9
9	37	PERK	92.4	173	DARK	79.3	6	EMERY	120.9
10	2	JOLLEY	92.1	248	LEHR	78.4	9	DANIELL	120.6
11	4	THORNTON	91.1	6	EMERY	78.3	173	DARK	120.4
12	14	DE GRES	89.8	12	FRIEDRICHS	78.0	69	TILLEY	119.8
13	138	WILSON	89.7	4	THORNTON	77.9	7	BLEES	118.7
14	173	DARK	88.6	9	DANIELL	77.6	18	CHISHOLM	117.7
15	69	TILLEY	88.4	18	CHISHOLM	76.7	37	PERK	116.5
16	47	JOLLIFFE	88.4	15	MATZELBERGER	76.6	138	WILSON	116.5
17	121	NUTHALL	88.3	8	DITHERIDGE	76.1	248	LEHR	116.3
18	18	CHISHOLM	88.1	69	TILLEY	75.8	8	DITHERIDGE	115.3
19	133	PHILLIPS	87.6	132	PLANTE	75.5	47	JOLLIFFE	114.9
20	15	MATZELBERGER	87.4	133	PHILLIPS	75.4	4	THORNTON	114.1
21	122	HART	86.8	119	GRANT	75.2	35	TARLING	111.1
22	111	TAYLOR	86.2	111	TAYLOR	75.0	121	NUTHALL	110.1
23	132	PLANTE	86.2	138	WILSON	74.0	116	MCCABE	109.6
24	248	LEHR	85.5	118	COOK	73.4	14	DE GRES	109.1
25	8	DITHERIDGE	84.9	47	JOLLIFFE	73.2	133	PHILLIPS	108.5
26	6	EMERY	84.9	116	MCCABE	72.2	118	COOK	107.0
27	119	GRANT	82.3	14	DE GRES	72.1	119	GRANT	105.5
28	116	MCCABE	82.0	2	JOLLEY	71.1	136	STAES	104.6
29	118	COOK	78.6	122	HART	70.2	111	TAYLOR	104.0
30	136	STAES	77.8	49	BEAUMONT	67.9	132	PLANTE	101.6
31	29	PULLEYN	75.4	136	STAES	67.5	40	JÖBSTL	97.6
32	40	JÖBSTL	72.7	40	JÖBSTL	64.9	29	PULLEYN	91.5
33	112	GILLETT	69.3	29	PULLEYN	62.5	112	GILLETT	84.4
34	49	BEAUMONT	66.9	112	GILLETT	57.4			
35									

Weather / Track : Sunny / Dry

Brands Hatch GP
Circuit Length = 2.4332 miles
Start: 09:23 Flag 09:53 End: 09:55

Results can be found at www.tsl-timing.com

Printed - 09:59 Saturday, 29 June 2019

Sheet No:

Legends of Brands Hatch Superprix

HGPCA Pre '61 & Pre '66

QUALIFYING - RACE 2 & 6 - STATISTICS

Competitors Started	35
Planned Start	2019-06-29 @ 09:25:00.000
Actual Start	2019-06-29 @ 09:23:11.577
Finish Time	2019-06-29 @ 09:53:16.086
Track Length	2.4332mi.
Total Laps	204
Total Distance Covered	496.3910mi.

Session Fastest Lap History

NO	CL	NAME	LAP TIME	TIME OF DAY	LAP	VEHICLE
22	12	**Peter HORSMAN**	**1:50.969**	09:27:12.063	2	Lotus 18/21
25	11	**Andy MIDDLEHURST**	**1:46.931**	09:27:15.813	2	Lotus 25 R4
91	7b	**Chris DRAKE**	**1:46.505**	09:27:57.631	1	Cooper T53
22	12	**Peter HORSMAN**	**1:42.674**	09:28:54.760	3	Lotus 18/21
22	12	**Peter HORSMAN**	**1:41.992**	09:30:36.752	4	Lotus 18/21
25	11	**Andy MIDDLEHURST**	**1:40.655**	09:30:42.075	4	Lotus 25 R4

Flag History

TYPE	TIME OF DAY
GREEN	09:23:11.577
RED	09:36:29.560
GREEN	09:48:13.302
FINISH	09:53:16.086

Flag Statistics

TYPE	COUNT	TOTAL LAPS	TOTAL TIME
Green	2	10	20:15.841
Red	1	0	11:43.742
Safety Car	0	0	0.000
FCY	0	0	0.000

Brands Hatch GP
Circuit Length = 2.4332 miles
Start: 09:23 Flag 09:53 End: 09:55

Weather / Track : Sunny / Dry

These results are provisional until the conclusion of any judicial and technical matters.

Clerk Of Course : Julian Floyd		Timekeeper : Nick Palmer

Sheet No:

Legends of Brands Hatch Superprix

HGPCA Pre '61 & Pre '66

QUALIFYING - RACE 2 & 6 - STATISTICS

CLASS : 1 1 Starters

Fastest Lap History

NO	NAME	LAP TIME	TIME OF DAY	LAP	VEHICLE
112	**John GILLETT**	**2:35.305**	09:30:06.846	2	MG K3
112	**John GILLETT**	**2:31.711**	09:32:38.559	3	MG K3

Brands Hatch GP
Circuit Length = 2.4332 miles
Start: 09:23 Flag 09:53 End: 09:55

Weather / Track : Sunny / Dry

These results are provisional until the conclusion of any judicial and technical matters.

Clerk Of Course : Julian Floyd		Timekeeper : Nick Palmer

Sheet No:

Legends of Brands Hatch Superprix

HGPCA Pre '61 & Pre '66

QUALIFYING - RACE 2 & 6 - STATISTICS

CLASS : 2 1 Starters

Fastest Lap History

NO	NAME	LAP TIME	TIME OF DAY	LAP	VEHICLE
173	**Tom DARK**	**1:59.768**	09:29:12.821	2	Bugatti T73C
173	**Tom DARK**	**1:54.107**	09:31:06.927	3	Bugatti T73C
173	**Tom DARK**	**1:51.833**	09:32:58.763	4	Bugatti T73C
173	**Tom DARK**	**1:50.762**	09:34:49.523	5	Bugatti T73C

Brands Hatch GP
Circuit Length = 2.4332 miles
Start: 09:23 Flag 09:53 End: 09:55

Weather / Track : Sunny / Dry

These results are provisional until the conclusion of any judicial and technical matters.

Clerk Of Course : Julian Floyd		Timekeeper : Nick Palmer

Sheet No:

Legends of Brands Hatch Superprix

HGPCA Pre '61 & Pre '66

QUALIFYING - RACE 2 & 6 - STATISTICS

CLASS : 6 2 Starters

Fastest Lap History

NO	NAME	LAP TIME	TIME OF DAY	LAP	VEHICLE
122	**Steve HART**	**1:53.175**	09:28:38.318	2	Maserati 250F CM7
122	**Steve HART**	**1:52.588**	09:32:24.113	4	Maserati 250F CM7
122	**Steve HART**	**1:51.483**	09:53:33.193	9	Maserati 250F CM7

Brands Hatch GP
Circuit Length = 2.4332 miles
Start: 09:23 Flag 09:53 End: 09:55

Weather / Track : Sunny / Dry

These results are provisional until the conclusion of any judicial and technical matters.

Clerk Of Course : Julian Floyd		Timekeeper : Nick Palmer

Sheet No:

Legends of Brands Hatch Superprix

HGPCA Pre '61 & Pre '66

QUALIFYING - RACE 2 & 6 - STATISTICS

CLASS : 7a 3 Starters

Fastest Lap History

NO	NAME	LAP TIME	TIME OF DAY	LAP	VEHICLE
138	**Richard WILSON**	**1:58.542**	09:28:16.027	2	Ferrari Dino BR01
138	**Richard WILSON**	**1:55.779**	09:30:11.806	3	Ferrari Dino BR01
138	**Richard WILSON**	**1:53.877**	09:32:05.681	4	Ferrari Dino BR01
138	**Richard WILSON**	**1:52.142**	09:33:57.824	5	Ferrari Dino BR01
138	**Richard WILSON**	**1:49.622**	09:54:29.081	10	Ferrari Dino BR01

Brands Hatch GP
Circuit Length = 2.4332 miles
Start: 09:23 Flag 09:53 End: 09:55

Weather / Track : Sunny / Dry

These results are provisional until the conclusion of any judicial and technical matters.

Clerk Of Course : Julian Floyd		Timekeeper : Nick Palmer

Sheet No:

Legends of Brands Hatch Superprix

HGPCA Pre '61 & Pre '66

QUALIFYING - RACE 2 & 6 - STATISTICS

CLASS : 8 1 Starters

Fastest Lap History

NO	NAME	LAP TIME	TIME OF DAY	LAP	VEHICLE
2	**Rod JOLLEY**	**1:53.556**	09:28:45.768	2	Lister Jaguar
2	**Rod JOLLEY**	**1:52.097**	09:30:37.866	3	Lister Jaguar

Brands Hatch GP
Circuit Length = 2.4332 miles
Start: 09:23 Flag 09:53 End: 09:55

Weather / Track : Sunny / Dry

These results are provisional until the conclusion of any judicial and technical matters.

Clerk Of Course : Julian Floyd		Timekeeper : Nick Palmer

Sheet No:

Legends of Brands Hatch Superprix

HGPCA Pre '61 & Pre '66

QUALIFYING - RACE 2 & 6 - STATISTICS

CLASS : 7b 6 Starters

Fastest Lap History

NO	NAME	LAP TIME	TIME OF DAY	LAP	VEHICLE
12	**Rudi FRIEDRICHS**	**1:50.719**	09:27:21.600	2	Cooper T53
91	**Chris DRAKE**	**1:46.505**	09:27:57.631	1	Cooper T53
91	**Chris DRAKE**	**1:45.002**	09:29:42.633	2	Cooper T53
91	**Chris DRAKE**	**1:42.971**	09:31:25.604	3	Cooper T53

Brands Hatch GP
Circuit Length = 2.4332 miles
Start: 09:23 Flag 09:53 End: 09:55

Weather / Track : Sunny / Dry

These results are provisional until the conclusion of any judicial and technical matters.

Clerk Of Course : Julian Floyd		Timekeeper : Nick Palmer

Sheet No:

Legends of Brands Hatch Superprix

HGPCA Pre '61 & Pre '66

QUALIFYING - RACE 2 & 6 - STATISTICS

CLASS : 9 3 Starters

Fastest Lap History

NO	NAME	LAP TIME	TIME OF DAY	LAP	VEHICLE
9	**Mark DANIELL**	**1:50.586**	09:27:23.197	2	Cooper T45
9	**Mark DANIELL**	**1:48.856**	09:31:02.792	4	Cooper T45
9	**Mark DANIELL**	**1:45.243**	09:32:48.035	5	Cooper T45

Brands Hatch GP
Circuit Length = 2.4332 miles
Start: 09:23 Flag 09:53 End: 09:55

Weather / Track : Sunny / Dry

These results are provisional until the conclusion of any judicial and technical matters.

Clerk Of Course : Julian Floyd		Timekeeper : Nick Palmer

Sheet No:

Legends of Brands Hatch Superprix

HGPCA Pre '61 & Pre '66

QUALIFYING - RACE 2 & 6 - STATISTICS

CLASS : 10 4 Starters

Fastest Lap History

NO	NAME	LAP TIME	TIME OF DAY	LAP	VEHICLE
4	**Greg THORNTON**	**1:49.533**	09:27:30.335	2	LDS 03
35	**Richard TARLING**	**1:48.448**	09:29:17.232	2	Assegai
4	**Greg THORNTON**	**1:48.046**	09:29:18.380	3	LDS 03
37	**Eddy PERK**	**1:47.911**	09:33:32.981	5	Heron F1
37	**Eddy PERK**	**1:46.880**	09:35:19.860	6	Heron F1
35	**Richard TARLING**	**1:45.043**	09:35:28.236	5	Assegai

Brands Hatch GP
Circuit Length = 2.4332 miles
Start: 09:23 Flag 09:53 End: 09:55

Weather / Track : Sunny / Dry

These results are provisional until the conclusion of any judicial and technical matters.

Clerk Of Course : Julian Floyd		Timekeeper : Nick Palmer

Sheet No:

Legends of Brands Hatch Superprix

HGPCA Pre '61 & Pre '66

QUALIFYING - RACE 2 & 6 - STATISTICS

CLASS : 11 1 Starters

Fastest Lap History

NO	NAME	LAP TIME	TIME OF DAY	LAP	VEHICLE
25	**Andy MIDDLEHURST**	**1:46.931**	09:27:15.813	2	Lotus 25 R4
25	**Andy MIDDLEHURST**	**1:45.608**	09:29:01.420	3	Lotus 25 R4
25	**Andy MIDDLEHURST**	**1:40.655**	09:30:42.075	4	Lotus 25 R4

Brands Hatch GP
Circuit Length = 2.4332 miles
Start: 09:23 Flag 09:53 End: 09:55

Weather / Track : Sunny / Dry

These results are provisional until the conclusion of any judicial and technical matters.

Clerk Of Course : Julian Floyd		Timekeeper : Nick Palmer

Sheet No:

Legends of Brands Hatch Superprix

HGPCA Pre '61 & Pre '66

QUALIFYING - RACE 2 & 6 - STATISTICS

CLASS : 12 7 Starters

Fastest Lap History

NO	NAME	LAP TIME	TIME OF DAY	LAP	VEHICLE
22	**Peter HORSMAN**	**1:50.969**	09:27:12.063	2	Lotus 18/21
11	**Jon FAIRLEY**	**1:50.724**	09:27:21.240	2	Brabham BT11/19
22	**Peter HORSMAN**	**1:42.674**	09:28:54.760	3	Lotus 18/21
22	**Peter HORSMAN**	**1:41.992**	09:30:36.752	4	Lotus 18/21

Brands Hatch GP
Circuit Length = 2.4332 miles
Start: 09:23 Flag 09:53 End: 09:55

Weather / Track : Sunny / Dry

These results are provisional until the conclusion of any judicial and technical matters.

Clerk Of Course : Julian Floyd		Timekeeper : Nick Palmer

Sheet No:

Legends of Brands Hatch Superprix

HGPCA Pre '61 & Pre '66

QUALIFYING - RACE 2 & 6 - STATISTICS

CLASS : 5 5 Starters

Fastest Lap History

NO	NAME	LAP TIME	TIME OF DAY	LAP	VEHICLE
119	**Paul GRANT**	**1:59.432**	09:28:27.564	2	Cooper Bristol Mk2
121	**Ian NUTHALL**	**1:58.127**	09:29:10.135	2	Alta F2
119	**Paul GRANT**	**1:57.017**	09:30:24.581	3	Cooper Bristol Mk2
121	**Ian NUTHALL**	**1:53.790**	09:31:03.924	3	Alta F2
121	**Ian NUTHALL**	**1:50.859**	09:32:54.783	4	Alta F2

Brands Hatch GP
Circuit Length = 2.4332 miles
Start: 09:23 Flag 09:53 End: 09:55

Weather / Track : Sunny / Dry

These results are provisional until the conclusion of any judicial and technical matters.

Clerk Of Course : Julian Floyd		Timekeeper : Nick Palmer

Sheet No:

Legends of Brands Hatch Superprix

HGPCA Pre '66

RACE 6 - GRID (20 minutes)

ROW 13	25	29	Robert PULLEYN (2:19.072)	26	24	Ingo STROLZ	
ROW 12	23	14	Tom DE GRES (1:55.540)	24	40	Stephan JÖBSTL (2:16.966)	
ROW 11	21	8	Tony DITHERIDGE (1:53.412)	22	6	John EMERY (1:53.644)	
ROW 10	19	18	John CHISHOLM (1:51.323)	20	30	Guy PLANTE (1:51.921)	
ROW 9	17	15	Thomas MATZELBERGER (1:50.180)	18	47	Brian JOLLIFFE (1:50.749)	
ROW 8	15	37	Eddy PERK (1:46.880)	16	4	Greg THORNTON (1:48.046)	
ROW 7	13	7	Max BLEES (1:46.104)	14	49	Andrew BEAUMONT (1:46.798)	
ROW 6	11	34	Richard WILSON (1:45.477)	12	69	Benn TILLEY (1:45.937)	
ROW 5	9	2	Rod JOLLEY (1:45.114)	10	9	Mark DANIELL (1:45.243)	
ROW 4	7	12	Rudi FRIEDRICHS (1:44.511)	8	35	Richard TARLING (1:45.043)	
ROW 3	5	3	Barry CANNELL (1:42.950)	6	91	Chris DRAKE (1:42.971)	
ROW 2	3	10	Tom DARK (1:42.444)	4	11	Jon FAIRLEY (1:42.935)	
ROW 1	1	25	Andy MIDDLEHURST (1:40.655) **Pole**	2	22	Peter HORSMAN (1:41.992)	

Brands Hatch GP
Circuit Length = 2.4332 miles

These results are provisional until the conclusion of any judicial and technical matters.

Clerk Of Course :		Timekeeper : Nick Palmer

Results can be found at www.tsl-timing.com

Printed - 11:59 Saturday, 29 June 2019

Sheet No:

Legends of Brands Hatch Superprix

HGPCA Pre '66

RACE 6 - CLASSIFICATION

POS	NO	CL	PIC	NAME	ENTRY	LAPS	TIME	GAP	DIFF	MPH	BEST	ON
1	**3**	12	1	Barry CANNELL	Brabham BT11A	**11**	19:00.365			84.49	**1:42.018**	8
2	**12**	7b	1	Rudi FRIEDRICHS	Cooper T53	**11**	19:06.321	**5.956**	5.956	84.05	**1:42.511**	8
3	**10**	7b	2	Tom DARK	Cooper T51	**11**	19:06.430	**6.065**	0.109	84.05	**1:42.618**	7
4	**91**	7b	3	Chris DRAKE	Cooper T53	**11**	19:06.796	**6.431**	0.366	84.02	**1:42.447**	10
5	**49**	12	2	Andrew BEAUMONT	Lotus 18	**11**	19:22.241	**21.876**	15.445	82.90	**1:43.024**	4
6	**9**	9	1	Mark DANIELL	Cooper T45	**11**	19:26.414	**26.049**	4.173	82.61	**1:44.531**	7
7	**7**	12	3	Max BLEES	Brabham BT7A	**11**	19:27.623	**27.258**	1.209	82.52	**1:43.734**	9
8	**2**	7b	4	Rod JOLLEY	Cooper T45/51	**11**	19:29.030	**28.665**	1.407	82.42	**1:44.516**	4
9	**69**	7b	5	Benn TILLEY	Lotus 18	**11**	19:35.511	**35.146**	6.481	81.97	**1:44.454**	4
10	**37**	10	1	Eddy PERK	Heron F1	**11**	19:55.184	**54.819**	19.673	80.62	**1:45.111**	9
11	**4**	10	2	Greg THORNTON	LDS 03	**11**	19:55.253	**54.888**	0.069	80.61	**1:45.617**	9
12	**35**	10	3	Richard TARLING	Assegai	**11**	20:04.572	**1:04.207**	9.319	79.99	**1:46.838**	7
13	**18***	7b	6	John CHISHOLM	Lotus 18	**11**	20:06.287	**1:05.922**	1.715	79.87	**1:46.560**	10
14	**15**	7b	7	Thomas MATZELBERGER	Cooper T45/51	**11**	20:23.763	**1:23.398**	17.476	78.73	**1:48.895**	5
15	**8**	9	2	Tony DITHERIDGE	Cooper T45	**11**	20:38.334	**1:37.969**	14.571	77.81	**1:50.097**	10
16	**6**	12	4	John EMERY	Brabham BT4	**10**	19:01.913	**1 Lap**	1 Lap	76.71	**1:50.953**	10
17	**30**	9	3	Guy PLANTE	Cooper T45	**10**	19:13.323	**1 Lap**	11.410	75.95	**1:50.956**	10
18	**14**	12	5	Tom DE GRES	Brabham BT14	**10**	19:34.211	**1 Lap**	20.888	74.60	**1:51.400**	2
19	**24**	7b	8	Ingo STROLZ	Cooper T51	**10**	19:37.144	**1 Lap**	2.933	74.41	**1:54.901**	8
20	**40**	7b	9	Stephan JÖBSTL	Cooper Maserati T51	**9**	20:24.919	**2 Laps**	1 Lap	64.36	**2:12.066**	9
				NOT CLASSIFIED								
DNF	**25**	11		Andy MIDDLEHURST	Lotus 25 R4	**5**	8:43.622	**6 Laps**	4 Laps	83.64	**1:42.709**	2
DNF	**11**	12		Jon FAIRLEY	Brabham BT11/19	**5**	8:45.148	**6 Laps**	1.526	83.40	**1:42.877**	5
DNF	**47**	9		Brian JOLLIFFE	Cooper T45	**5**	10:27.476	**6 Laps**	1:42.328	69.80	**1:52.946**	2
DNF	**34**	7b		Richard WILSON	Cooper T51	**2**	3:52.425	**9 Laps**	3 Laps	75.37	**1:55.211**	1
DNF	**22**	12		Peter HORSMAN	Lotus 18/21	**1**	1:48.008	**10 Laps**	1 Lap	81.10	**1:48.008**	1
DNF	**21**	11		Sam WILSON	Lotus 24	**0**						

FASTEST LAP

3	12	Barry CANNELL	Brabham BT11A	**8**	1:42.018	85.86 mph	138.18 kph
91	7b	Chris DRAKE	Cooper T53	**10**	1:42.447	85.50 mph	137.60 kph
25	11	Andy MIDDLEHURST	Lotus 25 R4	**2**	1:42.709	85.28 mph	137.25 kph
9	9	Mark DANIELL	Cooper T45	**7**	1:44.531	83.80 mph	134.86 kph
37	10	Eddy PERK	Heron F1	**9**	1:45.111	83.33 mph	134.12 kph

***Car 18 requires a working transponder - Regulation Q12.2.1 refers.**
A 30 second penalty will be applied if not working in the second race.

Brands Hatch GP
Circuit Length = 2.4332 miles
Start: 17:09 Flag 17:28 End: 17:30

Weather / Track : Sunny / Dry
These results are provisional until the conclusion of any judicial and technical matters.

Clerk Of Course : Julian Floyd		Timekeeper : Nick Palmer

Results can be found at www.tsl-timing.com

Printed - 17:30 Saturday, 29 June 2019

Legends of Brands Hatch Superprix

HGPCA Pre '66

RACE 6 - LAP CHART

LAP 1		@ 17:11:04.701
NO	BEHIND	LAP TIME
25		1:46.914
22	1.094	1:48.008
12	2.094	1:49.008
10	2.759	1:49.673
91	3.926	1:50.840
11	4.431	1:51.345
3	5.102	1:52.016
9	6.949	1:53.863
2	7.991	1:54.905
34	8.297	1:55.211
49	8.633	1:55.547
69	9.315	1:56.229
37	10.953	1:57.867
35	11.215	1:58.129
7	11.466	1:58.380
4	11.500	1:58.414
15	13.761	2:00.675
47	14.276	2:01.190
18	14.415	2:01.329
30	15.285	2:02.199
8	15.515	2:02.429
14	18.178	2:05.092
6	18.426	2:05.340
24	22.482	2:09.396
40	34.222	2:21.136

LAP 2		@ 17:12:47.410
NO	BEHIND	LAP TIME
25		1:42.709
12	3.089	1:43.704
10	3.575	1:43.525
91	5.168	1:43.951
11	6.324	1:44.602
3	6.822	1:44.429
9	10.260	1:46.020
49	10.368	1:44.444
2	12.308	1:47.026
69	13.973	1:47.367
7	16.976	1:48.219
37	17.150	1:48.906
4	18.012	1:49.221
35	18.979	1:50.473
15	20.233	1:49.181
34	22.802	1:57.214
18	23.853	1:52.147
47	24.513	1:52.946
30	25.040	1:52.464
8	25.184	1:52.378
14	26.869	1:51.400
6	27.169	1:51.452
24	37.364	1:57.591
40	1:05.495	2:13.982

LAP 3		@ 17:14:30.489
NO	BEHIND	LAP TIME
25		1:43.079
12	3.760	1:43.750
10	4.404	1:43.908
91	5.642	1:43.553
11	6.616	1:43.371
3	7.688	1:43.945
49	11.857	1:44.568
9	13.191	1:46.010
2	14.109	1:44.880
69	15.467	1:44.573
7	19.838	1:45.941
37	23.256	1:49.185
4	23.478	1:48.545
35	24.453	1:48.553
15	27.451	1:50.297
18	32.344	1:51.570
30	34.287	1:52.326
8	35.796	1:53.691
14	39.128	1:55.338
47	39.237	1:57.803
6	39.304	1:55.214
24	51.632	1:57.347
40	1:37.364	2:14.948

LAP 4		@ 17:16:13.957
NO	BEHIND	LAP TIME
25		1:43.468
12	4.318	1:44.026
10	4.446	1:43.510
91	5.190	1:43.016
11	6.101	1:42.953
3	6.386	1:42.166
49	11.413	1:43.024
9	14.622	1:44.899
2	15.157	1:44.516
69	16.453	1:44.454
7	21.968	1:45.598
37	28.731	1:48.943
4	29.073	1:49.063
35	29.513	1:48.528
15	33.154	1:49.171
18	37.953	1:49.077
30	42.995	1:52.176
8	43.229	1:50.901
14	47.912	1:52.252
6	50.363	1:54.527
47	54.342	1:58.573
24	1:05.602	1:57.438

LAP 5		@ 17:18:01.409
NO	BEHIND	LAP TIME
25		1:47.452
12	0.044	1:43.178
10	0.325	1:43.331
91	0.775	1:43.037
11	1.526	1:42.877
3	1.958	1:43.024
49	7.700	1:43.739
9	11.748	1:44.578
2	12.578	1:44.873
69	16.590	1:47.589
7	19.127	1:44.611
40	1 Lap	2:16.740
37	30.420	1:49.141
4	30.530	1:48.909
35	31.101	1:49.040
15	34.597	1:48.895
18	38.365	1:47.864
8	47.463	1:51.686
30	47.751	1:52.208
14	53.333	1:52.873
6	54.305	1:51.394
24	1:13.656	1:55.506
47	1:43.854	2:36.964 **P**

Weather / Track : Sunny / Dry

Brands Hatch GP
Circuit Length = 2.4332 miles
Start: 17:09 Flag 17:28 End: 17:30

Legends of Brands Hatch Superprix

HGPCA Pre '66

RACE 6 - LAP CHART

LAP 6		@ 17:19:45.836
NO	BEHIND	LAP TIME
12		1:44.383
91	0.539	1:44.191
3	0.650	1:43.119
10	1.596	1:45.698
49	7.433	1:44.160
9	13.086	1:45.765
2	13.942	1:45.791
69	18.153	1:45.990
7	19.876	1:45.176
37	34.523	1:48.530
4	34.704	1:48.601
35	36.917	1:50.243
15	40.770	1:50.600
18	42.322	1:48.384
30	55.535	1:52.211
8	55.883	1:52.847
40	1 Lap	2:19.024
14	1:01.658	1:52.752
6	1:02.717	1:52.839
24	1:26.033	1:56.804

LAP 7		@ 17:21:29.031
NO	BEHIND	LAP TIME
12		1:43.195
91	0.520	1:43.176
3	0.599	1:43.144
10	1.019	1:42.618
49	7.745	1:43.507
9	14.422	1:44.531
2	15.807	1:45.060
69	19.697	1:44.739
7	20.840	1:44.159
4	38.188	1:46.679
37	38.570	1:47.242
35	40.560	1:46.838
18	46.129	1:47.002
15	48.369	1:50.794
30	1:03.588	1:51.248
8	1:03.711	1:51.023
6	1:11.726	1:52.204
14	1:12.438	1:53.975
40	1 Lap	2:15.767
24	1:38.200	1:55.362

LAP 8		@ 17:23:11.542
NO	BEHIND	LAP TIME
12		1:42.511
3	0.106	1:42.018
10	1.809	1:43.301
91	1.837	1:43.828
49	9.824	1:44.590
9	16.546	1:44.635
2	19.094	1:45.798
7	22.083	1:43.754
69	22.538	1:45.352
4	41.961	1:46.284
37	42.986	1:46.927
35	45.846	1:47.797
18	51.169	1:47.551
15	56.023	1:50.165
8	1:13.816	1:52.616
6	1:24.403	1:55.188
14	1:28.372	1:58.445
30	1:36.451	2:15.374

LAP 9		@ 17:24:53.818
NO	BEHIND	LAP TIME
3		1:42.170
12	1.691	1:43.967
10	3.565	1:44.032
91	4.785	1:45.224
24	1 Lap	1:54.901
49	12.996	1:45.448
9	20.495	1:46.225
40	2 Laps	2:16.214
2	22.069	1:45.251
7	23.541	1:43.734
69	25.615	1:45.353
4	45.302	1:45.617
37	45.821	1:45.111
35	50.474	1:46.904
18	56.448	1:47.555
15	1:05.001	1:51.254
8	1:22.042	1:50.502
6	1:34.929	1:52.802

LAP 10		@ 17:26:35.968
NO	BEHIND	LAP TIME
3		1:42.150
12	3.861	1:44.320
30	1 Lap	1:52.161
10	4.221	1:42.806
91	5.082	1:42.447
14	1 Lap	2:05.733
49	16.043	1:45.197
24	1 Lap	1:56.113
9	23.319	1:44.974
2	24.758	1:44.839
7	25.300	1:43.909
69	29.157	1:45.692
37	50.635	1:46.964
4	50.807	1:47.655
40	2 Laps	2:15.042
35	57.204	1:48.880
18	1:00.858	1:46.560
15	1:13.797	1:50.946
8	1:29.989	1:50.097

Weather / Track : Sunny / Dry

Brands Hatch GP
Circuit Length = 2.4332 miles
Start: 17:09 Flag 17:28 End: 17:30

Legends of Brands Hatch Superprix

HGPCA Pre '66

RACE 6 - LAP CHART

LAP 11		@ 17:28:18.152
NO	BEHIND	LAP TIME
3		1:42.184
6	1 Lap	1:50.953
12	5.956	1:44.279
10	6.065	1:44.028
91	6.431	1:43.533
30	1 Lap	1:50.956
49	21.876	1:48.017
9	26.049	1:44.914
7	27.258	1:44.142
2	28.665	1:46.091
14	1 Lap	2:06.351
69	35.146	1:48.173
24	1 Lap	1:56.686
37	54.819	1:46.368
4	54.888	1:46.265
35	1:04.207	1:49.187
18	1:05.922	1:47.248
15	1:23.398	1:51.785
40	2 Laps	2:12.066
8	1:37.969	1:50.164

Weather / Track : Sunny / Dry

Brands Hatch GP
Circuit Length = 2.4332 miles
Start: 17:09 Flag 17:28 End: 17:30

Legends of Brands Hatch Superprix

HGPCA Pre '66

RACE 6 - BEST SECTORS

	SECTOR 1			SECTOR 2			SECTOR 3			IDEAL / BEST COMPARISON					
POS	NO	NAME	TIME	NO	NAME	TIME	NO	NAME	TIME	POS	NO	NAME	IDEAL	BEST	DIFF
												PERFECT LAP	1:41.063		
1	3	CANNELL	32.395	3	CANNELL	45.037	10	DARK	23.631	1	3	CANNELL	1:41.113	1:42.018	0.905
2	91	DRAKE	32.530	12	FRIEDRICHS	45.483	3	CANNELL	23.681	2	91	DRAKE	1:41.990	1:42.447	0.457
3	12	FRIEDRICHS	32.574	25	MIDDLEHURST	45.598	49	BEAUMONT	23.822	3	10	DARK	1:42.047	1:42.618	0.571
4	10	DARK	32.676	91	DRAKE	45.612	11	FAIRLEY	23.826	4	12	FRIEDRICHS	1:42.079	1:42.511	0.432
5	37	PERK	32.724	10	DARK	45.740	91	DRAKE	23.848	5	11	FAIRLEY	1:42.662	1:42.877	0.215
6	9	DANIELL	32.784	7	BLEES	45.803	12	FRIEDRICHS	24.022	6	25	MIDDLEHURST	1:42.709	1:42.709	0.000
7	49	BEAUMONT	32.803	11	FAIRLEY	45.876	22	HORSMAN	24.095	7	49	BEAUMONT	1:42.800	1:43.024	0.224
8	25	MIDDLEHURST	32.841	49	BEAUMONT	46.175	7	BLEES	24.239	8	7	BLEES	1:43.026	1:43.734	0.708
9	11	FAIRLEY	32.960	22	HORSMAN	46.280	25	MIDDLEHURST	24.270	9	22	HORSMAN	1:43.420	1:48.008	4.588
10	2	JOLLEY	32.967	69	TILLEY	46.399	9	DANIELL	24.478	10	2	JOLLEY	1:44.134	1:44.516	0.382
11	7	BLEES	32.984	2	JOLLEY	46.415	69	TILLEY	24.591	11	9	DANIELL	1:44.147	1:44.531	0.384
12	22	HORSMAN	33.045	9	DANIELL	46.885	34	WILSON	24.747	12	69	TILLEY	1:44.256	1:44.454	0.198
13	4	THORNTON	33.174	4	THORNTON	47.288	2	JOLLEY	24.752	13	37	PERK	1:44.994	1:45.111	0.117
14	69	TILLEY	33.266	37	PERK	47.444	37	PERK	24.826	14	4	THORNTON	1:45.435	1:45.617	0.182
15	35	TARLING	33.282	35	TARLING	47.784	4	THORNTON	24.973	15	35	TARLING	1:46.552	1:46.838	0.286
16	34	WILSON	34.032	15	MATZELBERGER	49.033	6	EMERY	25.043	16	34	WILSON	1:48.205	1:55.211	7.006
17	15	MATZELBERGER	34.186	8	DITHERIDGE	49.109	15	MATZELBERGER	25.305	17	15	MATZELBERGER	1:48.524	1:48.895	0.371
18	30	PLANTE	34.617	30	PLANTE	49.284	35	TARLING	25.486	18	8	DITHERIDGE	1:49.531	1:50.097	0.566
19	8	DITHERIDGE	34.788	34	WILSON	49.426	8	DITHERIDGE	25.634	19	30	PLANTE	1:50.001	1:50.956	0.955
20	14	DE GRES	35.127	47	JOLLIFFE	49.689	14	DE GRES	25.976	20	6	EMERY	1:50.360	1:50.953	0.593
21	24	STROLZ	35.303	14	DE GRES	49.764	30	PLANTE	26.100	21	14	DE GRES	1:50.867	1:51.400	0.533
22	6	EMERY	35.450	6	EMERY	49.867	24	STROLZ	26.672	22	47	JOLLIFFE	1:52.388	1:52.946	0.558
23	47	JOLLIFFE	35.839	24	STROLZ	52.676	47	JOLLIFFE	26.860	23	24	STROLZ	1:54.651	1:54.901	0.250
24	40	JÖBSTL	39.711	40	JÖBSTL	1:01.040	40	JÖBSTL	30.748	24	40	JÖBSTL	2:11.499	2:12.066	0.567
25										25	18	CHISHOLM		1:46.560	
26															

Weather / Track : Sunny / Dry

Brands Hatch GP
Circuit Length = 2.4332 miles
Start: 17:09 Flag 17:28 End: 17:30

Results can be found at www.tsl-timing.com

Printed - 17:31 Saturday, 29 June 2019

Legends of Brands Hatch Superprix

HGPCA Pre '66

RACE 6 - BEST SPEEDS

	INTERMEDIATE 1			INTERMEDIATE 2			FINISH LINE		
POS	NO	NAME	MPH	NO	NAME	MPH	NO	NAME	MPH
1	**11**	FAIRLEY	**103.4**	**2**	JOLLEY	**86.2**	**49**	BEAUMONT	**131.3**
2	**49**	BEAUMONT	**102.6**	**7**	BLEES	**86.0**	**10**	DARK	**131.0**
3	**22**	HORSMAN	**101.0**	**12**	FRIEDRICHS	**84.9**	**11**	FAIRLEY	**130.5**
4	**12**	FRIEDRICHS	**100.9**	**3**	CANNELL	**84.6**	**3**	CANNELL	**129.3**
5	**3**	CANNELL	**100.4**	**11**	FAIRLEY	**84.3**	**12**	FRIEDRICHS	**129.0**
6	**10**	DARK	**100.3**	**49**	BEAUMONT	**83.7**	**15**	MATZELBERGER	**128.5**
7	**91**	DRAKE	**100.1**	**35**	TARLING	**83.7**	**22**	HORSMAN	**128.5**
8	**25**	MIDDLEHURST	**98.5**	**30**	PLANTE	**83.2**	**91**	DRAKE	**127.0**
9	**7**	BLEES	**98.3**	**37**	PERK	**82.8**	**6**	EMERY	**123.5**
10	**37**	PERK	**97.9**	**22**	HORSMAN	**82.6**	**25**	MIDDLEHURST	**123.1**
11	**2**	JOLLEY	**97.5**	**10**	DARK	**82.5**	**9**	DANIELL	**122.2**
12	**9**	DANIELL	**96.9**	**9**	DANIELL	**82.5**	**2**	JOLLEY	**122.2**
13	**4**	THORNTON	**94.3**	**25**	MIDDLEHURST	**82.1**	**7**	BLEES	**121.1**
14	**15**	MATZELBERGER	**93.4**	**69**	TILLEY	**81.4**	**24**	STROLZ	**121.1**
15	**69**	TILLEY	**91.9**	**8**	DITHERIDGE	**81.4**	**34**	WILSON	**120.4**
16	**24**	STROLZ	**91.8**	**91**	DRAKE	**81.3**	**69**	TILLEY	**119.4**
17	**30**	PLANTE	**91.4**	**4**	THORNTON	**80.6**	**37**	PERK	**116.7**
18	**8**	DITHERIDGE	**90.6**	**15**	MATZELBERGER	**80.2**	**8**	DITHERIDGE	**116.1**
19	**35**	TARLING	**90.1**	**6**	EMERY	**79.6**	**4**	THORNTON	**115.5**
20	**14**	DE GRES	**89.4**	**14**	DE GRES	**78.5**	**14**	DE GRES	**113.3**
21	**34**	WILSON	**89.4**	**34**	WILSON	**77.4**	**30**	PLANTE	**112.9**
22	**6**	EMERY	**87.7**	**24**	STROLZ	**76.6**	**47**	JOLLIFFE	**112.7**
23	**47**	JOLLIFFE	**86.8**	**47**	JOLLIFFE	**74.0**	**35**	TARLING	**109.6**
24	**40**	JÖBSTL	**75.4**	**40**	JÖBSTL	**66.3**	**40**	JÖBSTL	**97.1**
25									
26									

Weather / Track : Sunny / Dry

Brands Hatch GP
Circuit Length = 2.4332 miles
Start: 17:09 Flag 17:28 End: 17:30

Results can be found at www.tsl-timing.com

Printed - 17:31 Saturday, 29 June 2019

Legends of Brands Hatch Superprix

HGPCA Pre '66

RACE 6 - STATISTICS

Competitors Started	25
Planned Start	2019-06-29 @ 17:00:00.000
Actual Start	2019-06-29 @ 17:09:17.786
Finish Time	2019-06-29 @ 17:28:18.053
Track Length	2.4332mi.
Total Laps	232
Total Distance Covered	564.5231mi.

Session Fastest Lap History

NO	CL	NAME	LAP TIME	TIME OF DAY	LAP	VEHICLE
25	11	**Andy MIDDLEHURST**	**1:46.914**	17:11:04.718	1	Lotus 25 R4
25	11	**Andy MIDDLEHURST**	**1:42.709**	17:12:47.428	2	Lotus 25 R4
3	12	**Barry CANNELL**	**1:42.166**	17:16:20.360	4	Brabham BT11A
3	12	**Barry CANNELL**	**1:42.018**	17:23:11.648	8	Brabham BT11A

Session Leader History

NO	CL	NAME	FROM LAP	LAPS LED	DISTANCE	VEHICLE
25	11	**Andy MIDDLEHURST**	1	5	12.16 miles	Lotus 25 R4
12	7b	**Rudi FRIEDRICHS**	6	3	7.29 miles	Cooper T53
3	12	**Barry CANNELL**	9	3	7.29 miles	Brabham BT11A

Flag History

TYPE	TIME OF DAY
GREEN	17:09:17.786
FINISH	17:28:18.053

Flag Statistics

TYPE	COUNT	TOTAL LAPS	TOTAL TIME
Green	1	11	20:48.929
Red	0	0	0.000
Safety Car	0	0	0.000
FCY	0	0	0.000

Brands Hatch GP
Circuit Length = 2.4332 miles
Start: 17:09 Flag 17:28 End: 17:30

Weather / Track : Sunny / Dry

These results are provisional until the conclusion of any judicial and technical matters.

Clerk Of Course : Julian Floyd		Timekeeper : Nick Palmer

Legends of Brands Hatch Superprix

HGPCA Pre '66

RACE 6 - STATISTICS

CLASS : 7b

10 Starters

Fastest Lap History

NO	NAME	LAP TIME	TIME OF DAY	LAP	VEHICLE
12	**Rudi FRIEDRICHS**	**1:49.008**	17:11:06.814	1	Cooper T53
12	**Rudi FRIEDRICHS**	**1:43.704**	17:12:50.520	2	Cooper T53
10	**Tom DARK**	**1:43.525**	17:12:51.001	2	Cooper T51
10	**Tom DARK**	**1:43.510**	17:16:18.403	4	Cooper T51
91	**Chris DRAKE**	**1:43.016**	17:16:19.163	4	Cooper T53
10	**Tom DARK**	**1:42.618**	17:21:30.068	7	Cooper T51
12	**Rudi FRIEDRICHS**	**1:42.511**	17:23:11.562	8	Cooper T53
91	**Chris DRAKE**	**1:42.447**	17:26:41.070	10	Cooper T53

Leader History

NO	NAME	FROM LAP	LAPS LED	DISTANCE	VEHICLE
12	**Rudi FRIEDRICHS**	1	11	26.76 miles	Cooper T53

Brands Hatch GP
Circuit Length = 2.4332 miles
Start: 17:09 Flag 17:28 End: 17:30

Weather / Track : Sunny / Dry

These results are provisional until the conclusion of any judicial and technical matters.

Clerk Of Course : Julian Floyd		Timekeeper : Nick Palmer

Legends of Brands Hatch Superprix

HGPCA Pre '66

RACE 6 - STATISTICS

CLASS : 9

4 Starters

Fastest Lap History

NO	NAME	LAP TIME	TIME OF DAY	LAP	VEHICLE
9	**Mark DANIELL**	**1:53.863**	17:11:11.664	1	Cooper T45
9	**Mark DANIELL**	**1:46.020**	17:12:57.684	2	Cooper T45
9	**Mark DANIELL**	**1:46.010**	17:14:43.693	3	Cooper T45
9	**Mark DANIELL**	**1:44.899**	17:16:28.593	4	Cooper T45
9	**Mark DANIELL**	**1:44.578**	17:18:13.171	5	Cooper T45
9	**Mark DANIELL**	**1:44.531**	17:21:43.467	7	Cooper T45

Leader History

NO	NAME	FROM LAP	LAPS LED	DISTANCE	VEHICLE
9	**Mark DANIELL**	1	11	26.76 miles	Cooper T45

Brands Hatch GP
Circuit Length = 2.4332 miles
Start: 17:09 Flag 17:28 End: 17:30

Weather / Track : Sunny / Dry

These results are provisional until the conclusion of any judicial and technical matters.

Clerk Of Course : Julian Floyd		Timekeeper : Nick Palmer

Legends of Brands Hatch Superprix

HGPCA Pre '66

RACE 6 - STATISTICS

CLASS : 10

3 Starters

Fastest Lap History

NO	NAME	LAP TIME	TIME OF DAY	LAP	VEHICLE
37	**Eddy PERK**	**1:57.867**	17:11:15.678	1	Heron F1
37	**Eddy PERK**	**1:48.906**	17:13:04.584	2	Heron F1
4	**Greg THORNTON**	**1:48.545**	17:14:53.981	3	LDS 03
35	**Richard TARLING**	**1:48.528**	17:16:43.491	4	Assegai
4	**Greg THORNTON**	**1:46.679**	17:22:07.234	7	LDS 03
4	**Greg THORNTON**	**1:46.284**	17:23:53.519	8	LDS 03
4	**Greg THORNTON**	**1:45.617**	17:25:39.135	9	LDS 03
37	**Eddy PERK**	**1:45.111**	17:25:39.662	9	Heron F1

Leader History

NO	NAME	FROM LAP	LAPS LED	DISTANCE	VEHICLE
37	**Eddy PERK**	1	6	14.59 miles	Heron F1
4	**Greg THORNTON**	7	3	7.29 miles	LDS 03
37	**Eddy PERK**	10	2	4.86 miles	Heron F1

Brands Hatch GP

Weather / Track : Sunny / Dry

Circuit Length = 2.4332 miles

These results are provisional until the conclusion of any judicial and technical matters.

Start: 17:09 Flag 17:28 End: 17:30

Clerk Of Course : Julian Floyd		Timekeeper : Nick Palmer

Legends of Brands Hatch Superprix

HGPCA Pre '66

RACE 6 - STATISTICS

CLASS : 11

1 Starters

Fastest Lap History

NO	NAME	LAP TIME	TIME OF DAY	LAP	VEHICLE
25	**Andy MIDDLEHURST**	**1:46.914**	17:11:04.718	1	Lotus 25 R4
25	**Andy MIDDLEHURST**	**1:42.709**	17:12:47.428	2	Lotus 25 R4

Leader History

NO	NAME	FROM LAP	LAPS LED	DISTANCE	VEHICLE
25	**Andy MIDDLEHURST**	1	5	12.16 miles	Lotus 25 R4

Brands Hatch GP
Circuit Length = 2.4332 miles
Start: 17:09 Flag 17:28 End: 17:30

Weather / Track : Sunny / Dry

These results are provisional until the conclusion of any judicial and technical matters.

Clerk Of Course : Julian Floyd		Timekeeper : Nick Palmer

Legends of Brands Hatch Superprix

HGPCA Pre '66

RACE 6 - STATISTICS

CLASS : 12

7 Starters

Fastest Lap History

NO	NAME	LAP TIME	TIME OF DAY	LAP	VEHICLE
22	**Peter HORSMAN**	**1:48.008**	17:11:05.817	1	Lotus 18/21
11	**Jon FAIRLEY**	**1:44.602**	17:12:53.750	2	Brabham BT11/19
3	**Barry CANNELL**	**1:44.429**	17:12:54.249	2	Brabham BT11A
11	**Jon FAIRLEY**	**1:43.371**	17:14:37.119	3	Brabham BT11/19
11	**Jon FAIRLEY**	**1:42.953**	17:16:20.074	4	Brabham BT11/19
3	**Barry CANNELL**	**1:42.166**	17:16:20.360	4	Brabham BT11A
3	**Barry CANNELL**	**1:42.018**	17:23:11.648	8	Brabham BT11A

Leader History

NO	NAME	FROM LAP	LAPS LED	DISTANCE	VEHICLE
22	**Peter HORSMAN**	1	1	2.43 miles	Lotus 18/21
11	**Jon FAIRLEY**	2	4	9.73 miles	Brabham BT11/19
3	**Barry CANNELL**	6	6	14.59 miles	Brabham BT11A

Brands Hatch GP

Weather / Track : Sunny / Dry

Circuit Length = 2.4332 miles

These results are provisional until the conclusion of any judicial and technical matters.

Start: 17:09 Flag 17:28 End: 17:30

Clerk Of Course : Julian Floyd		Timekeeper : Nick Palmer

Sheet No:

Legends of Brands Hatch Superprix

HGPCA Pre '66

RACE 11 - GRID (20 minutes)

ROW 12	23	34	Richard WILSON	24	29	Robert PULLEYN
ROW 11	21	11	Jon FAIRLEY	22	47	Brian JOLLIFFE
ROW 10	19	40	Stephan JÖBSTL	20	25	Andy MIDDLEHURST
ROW 9	17	14	Tom DE GRES	18	24	Ingo STROLZ
ROW 8	15	6	John EMERY	16	30	Guy PLANTE
ROW 7	13	15	Thomas MATZELBERGER	14	8	Tony DITHERIDGE
ROW 6	11	4	Greg THORNTON	12	18	John CHISHOLM
ROW 5	9	69	Benn TILLEY	10	37	Eddy PERK
ROW 4	7	7	Max BLEES	8	2	Rod JOLLEY
ROW 3	5	49	Andrew BEAUMONT	6	9	Mark DANIELL
ROW 2	3	10	Tom DARK	4	91	Chris DRAKE
ROW 1	1	3	Barry CANNELL	2	12	Rudi FRIEDRICHS
			Pole			

Brands Hatch GP
Circuit Length = 2.4332 miles

These results are provisional until the conclusion of any judicial and technical matters.

Clerk Of Course :		Timekeeper : Nick Palmer

Results can be found at www.tsl-timing.com

Printed - 09:50 Sunday, 30 June 2019

Sheet No:

Legends of Brands Hatch Superprix

HGPCA Pre '66

RACE 11 - CLASSIFICATION

POS	NO	CL	PIC	NAME	ENTRY	LAPS	TIME	GAP	DIFF	MPH	BEST	ON
1	**3**	12	1	Barry CANNELL	Brabham BT11A	**12**	20:28.244			85.58	**1:40.325**	9
2	**49**	12	2	Andrew BEAUMONT	Lotus 18	**12**	20:28.427	**0.183**	0.183	85.57	**1:40.844**	9
3	**10**	7b	1	Tom DARK	Cooper T51	**12**	20:40.098	**11.854**	11.671	84.76	**1:41.809**	12
4	**25**	11	1	Andy MIDDLEHURST	Lotus 25 R4	**12**	20:40.568	**12.324**	0.470	84.73	**1:41.587**	4
5	**2**	7b	2	Rod JOLLEY	Cooper T45/51	**12**	20:56.847	**28.603**	16.279	83.63	**1:43.453**	7
6	**69**	7b	3	Benn TILLEY	Lotus 18	**12**	20:57.188	**28.944**	0.341	83.61	**1:43.230**	4
7	**9**	9	1	Mark DANIELL	Cooper T45	**12**	20:57.322	**29.078**	0.134	83.60	**1:43.143**	10
8	**7**	12	3	Max BLEES	Brabham BT7A	**12**	20:57.549	**29.305**	0.227	83.58	**1:42.902**	8
9	**18**	7b	4	John CHISHOLM	Lotus 18	**12**	21:04.339	**36.095**	6.790	83.14	**1:42.756**	10
10	**4**	10	1	Greg THORNTON	LDS 03	**12**	21:17.333	**49.089**	12.994	82.29	**1:44.083**	9
11	**12**	7b	5	Rudi FRIEDRICHS	Cooper T53	**12**	21:50.985	**1:22.741**	33.652	80.18	**1:43.542**	11
12	**15**	7b	6	Thomas MATZELBERGER	Cooper T45/51	**12**	22:02.128	**1:33.884**	11.143	79.50	**1:48.319**	6
13	**8**	9	2	Tony DITHERIDGE	Cooper T45	**11**	20:31.353	**1 Lap**	1 Lap	78.25	**1:49.896**	7
14	**47**	9	3	Brian JOLLIFFE	Cooper T45	**11**	20:36.648	**1 Lap**	5.295	77.91	**1:49.679**	3
15	**14**	12	4	Tom DE GRES	Brabham BT14	**11**	20:36.984	**1 Lap**	0.336	77.89	**1:49.709**	3
16	**29**	10	2	Robert PULLEYN	Lotus 18	**10**	21:00.494	**2 Laps**	1 Lap	69.49	**2:02.886**	3
17	**24**	7b	7	Ingo STROLZ	Cooper T51	**9**	21:26.034	**3 Laps**	1 Lap	61.30	**1:55.257**	4
					NOT CLASSIFIED							
DNF	**91**	7b		Chris DRAKE	Cooper T53	**7**	12:03.342	**5 Laps**	2 Laps	84.77	**1:41.487**	5
DNF	**6**	12		John EMERY	Brabham BT4	**4**	7:39.633	**8 Laps**	3 Laps	76.23	**1:50.214**	4
DNF	**34**	7b		Richard WILSON	Cooper T51	**3**	5:37.985	**9 Laps**	1 Lap	77.75	**1:48.524**	2
DNF	**37**	10		Eddy PERK	Heron F1	**3**	5:39.507	**9 Laps**	1.522	77.40	**1:50.898**	2
DNF	**11**	12		Jon FAIRLEY	Brabham BT11/19	**2**	3:41.938	**10 Laps**	1 Lap	78.93	**1:45.304**	2
DNF	**30**	9		Guy PLANTE	Cooper T45	**1**	1:59.861	**11 Laps**	1 Lap	73.08	**1:59.861**	1

FASTEST LAP

3	12	Barry CANNELL	Brabham BT11A	**9**	1:40.325	87.31 mph	140.51 kph
91	7b	Chris DRAKE	Cooper T53	**5**	1:41.487	86.31 mph	138.91 kph
25	11	Andy MIDDLEHURST	Lotus 25 R4	**4**	1:41.587	86.22 mph	138.77 kph
9	9	Mark DANIELL	Cooper T45	**10**	1:43.143	84.92 mph	136.68 kph
4	10	Greg THORNTON	LDS 03	**9**	1:44.083	84.16 mph	135.44 kph

Car 40 - non starter.

Brands Hatch GP
Circuit Length = 2.4332 miles
Start: 12:40 Flag 13:00 End: 13:02

Weather / Track : Sunny / Dry

These results are provisional until the conclusion of any judicial and technical matters.

Clerk Of Course : Julian Floyd		Timekeeper : Nick Palmer

Results can be found at www.tsl-timing.com

Printed - 13:02 Sunday, 30 June 2019

Legends of Brands Hatch Superprix

HGPCA Pre '66

RACE 11 - LAP CHART

LAP 1		@ 12:42:17.786
NO	BEHIND	LAP TIME
12		1:46.963
3	0.754	1:47.717
91	1.955	1:48.918
10	3.345	1:50.308
49	3.628	1:50.591
9	4.356	1:51.319
2	5.426	1:52.389
7	5.709	1:52.672
69	5.896	1:52.859
25	6.065	1:53.028
4	7.360	1:54.323
37	8.426	1:55.389
18	8.691	1:55.654
8	9.566	1:56.529
11	9.671	1:56.634
15	11.621	1:58.584
30	12.898	1:59.861
34	13.550	2:00.513
47	15.866	2:02.829
6	17.366	2:04.329
14	17.990	2:04.953
24	19.479	2:06.442
29	25.080	2:12.043

LAP 2		@ 12:44:01.429
NO	BEHIND	LAP TIME
3		1:42.889
91	2.664	1:44.352
49	2.779	1:42.794
10	3.325	1:43.623
9	5.570	1:44.857
25	5.774	1:43.352
2	6.974	1:45.191
7	8.559	1:46.493
69	9.558	1:47.305
4	10.218	1:46.501
18	11.230	1:46.182
11	11.332	1:45.304
37	15.681	1:50.898
15	17.402	1:49.424
8	18.208	1:52.285
34	18.431	1:48.524
47	23.983	1:51.760
14	24.434	1:50.087
6	26.688	1:52.965
29	46.217	2:04.780
12	53.924	2:37.567

LAP 3		@ 12:45:45.490
NO	BEHIND	LAP TIME
3		1:44.061
91	1.115	1:42.512
49	1.552	1:42.834
10	3.169	1:43.905
25	4.904	1:43.191
9	6.116	1:44.607
2	6.726	1:43.813
7	9.667	1:45.169
69	9.961	1:44.464
4	13.052	1:46.895
18	13.953	1:46.784
15	21.874	1:48.533
34	23.318	1:48.948
37	24.840	1:53.220
8	24.941	1:50.794
47	29.601	1:49.679
14	30.082	1:49.709
6	34.752	1:52.125
12	53.661	1:43.798
29	1:05.042	2:02.886

LAP 4		@ 12:47:27.657	
NO	BEHIND	LAP TIME	
3		1:42.167	
91	0.634	1:41.686	
49	1.397	1:42.012	
10	3.623	1:42.621	
25	4.324	1:41.587	
9	8.615	1:44.666	
2	8.723	1:44.164	
69	11.024	1:43.230	
7	12.692	1:45.192	
4	15.878	1:44.993	
18	16.275	1:44.489	
24	2 Laps	5:18.210	**P**
15	29.296	1:49.589	
8	34.794	1:52.020	
47	37.617	1:50.183	
14	38.020	1:50.105	
6	42.799	1:50.214	
12	55.110	1:43.616	
29	1:27.004	2:04.129	

LAP 5		@ 12:49:08.889
NO	BEHIND	LAP TIME
3		1:41.232
91	0.889	1:41.487
49	1.463	1:41.298
10	4.500	1:42.109
25	5.122	1:42.030
9	11.417	1:44.034
2	11.725	1:44.234
69	13.706	1:43.914
7	15.840	1:44.380
18	19.566	1:44.523
4	20.507	1:45.861
15	37.952	1:49.888
8	45.997	1:52.435
24	2 Laps	1:59.711
14	48.411	1:51.623
47	49.454	1:53.069
12	59.016	1:45.138

Weather / Track : Sunny / Dry

Brands Hatch GP
Circuit Length = 2.4332 miles
Start: 12:40 Flag 13:00 End: 13:02

Legends of Brands Hatch Superprix

HGPCA Pre '66

RACE 11 - LAP CHART

LAP 6		@ 12:50:50.434
NO	BEHIND	LAP TIME
3		1:41.545
49	1.214	1:41.296
91	2.189	1:42.845
10	5.205	1:42.250
25	5.880	1:42.303
29	1 Lap	2:06.803
9	14.542	1:44.670
2	14.873	1:44.693
69	15.950	1:43.789
7	17.724	1:43.429
18	22.514	1:44.493
4	23.494	1:44.532
15	44.726	1:48.319
8	54.472	1:50.020
24	2 Laps	1:55.257
14	1:00.349	1:53.483
47	1:00.485	1:52.576
12	1:02.166	1:44.695

LAP 7		@ 12:52:32.777
NO	BEHIND	LAP TIME
3		1:42.343
49	0.438	1:41.567
91	1.388	1:41.542
10	4.926	1:42.064
25	5.441	1:41.904
9	15.766	1:43.567
2	15.983	1:43.453
69	17.146	1:43.539
7	18.644	1:43.263
18	24.800	1:44.629
4	25.659	1:44.508
29	1 Lap	2:08.501
15	51.383	1:49.000
8	1:02.025	1:49.896
12	1:06.810	1:46.987
14	1:11.770	1:53.764
47	1:12.235	1:54.093
24	2 Laps	1:58.713

LAP 8		@ 12:54:14.066
NO	BEHIND	LAP TIME
3		1:41.289
49	0.398	1:41.249
10	5.611	1:41.974
25	6.129	1:41.977
9	18.680	1:44.203
2	18.833	1:44.139
69	19.395	1:43.538
7	20.257	1:42.902
18	28.255	1:44.744
4	28.986	1:44.616
15	58.975	1:48.881
29	1 Lap	2:04.074
12	1:10.455	1:44.934
8	1:12.649	1:51.913
47	1:20.677	1:49.731
14	1:21.126	1:50.645
24	2 Laps	1:55.429

LAP 9		@ 12:55:54.391
NO	BEHIND	LAP TIME
3		1:40.325
49	0.917	1:40.844
10	8.087	1:42.801
25	8.421	1:42.617
2	21.976	1:43.468
9	23.106	1:44.751
69	23.126	1:44.056
7	23.334	1:43.402
18	31.511	1:43.581
4	32.744	1:44.083
15	1:08.374	1:49.724
12	1:14.750	1:44.620
8	1:23.287	1:50.963
29	1 Lap	2:04.711
47	1:30.685	1:50.333
14	1:30.992	1:50.191

LAP 10		@ 12:57:35.101
NO	BEHIND	LAP TIME
3		1:40.710
49	1.226	1:41.019
10	11.109	1:43.732
25	11.390	1:43.679
24	3 Laps	2:12.546
2	25.039	1:43.773
9	25.539	1:43.143
69	25.993	1:43.577
7	26.544	1:43.920
18	33.557	1:42.756
4	37.479	1:45.445
12	1:17.638	1:43.598
15	1:18.271	1:50.607
8	1:33.913	1:51.336
47	1:41.555	1:51.580

Weather / Track : Sunny / Dry

Brands Hatch GP
Circuit Length = 2.4332 miles
Start: 12:40 Flag 13:00 End: 13:02

Legends of Brands Hatch Superprix

HGPCA Pre '66

RACE 11 - LAP CHART

LAP 11	@ 12:59:16.685	
NO	BEHIND	LAP TIME
3		1:41.584
14	1 Lap	1:51.797
49	1.130	1:41.488
29	2 Laps	2:06.033
10	12.427	1:42.902
25	12.829	1:43.023
2	27.152	1:43.697
9	27.294	1:43.339
69	27.868	1:43.459
7	28.491	1:43.531
18	35.249	1:43.276
24	3 Laps	1:59.900
4	44.218	1:48.323
12	1:19.596	1:43.542
15	1:26.387	1:49.700

LAP 12	@ 13:00:59.067	
NO	BEHIND	LAP TIME
3		1:42.382
49	0.183	1:41.435
8	1 Lap	1:53.162
47	1 Lap	1:50.815
14	1 Lap	1:50.627
10	11.854	1:41.809
25	12.324	1:41.877
2	28.603	1:43.833
69	28.944	1:43.458
9	29.078	1:44.166
7	29.305	1:43.196
29	2 Laps	2:06.534
18	36.095	1:43.228
4	49.089	1:47.253
24	3 Laps	1:59.826
12	1:22.741	1:45.527
15	1:33.884	1:49.879

Weather / Track : Sunny / Dry

Brands Hatch GP
Circuit Length = 2.4332 miles
Start: 12:40 Flag 13:00 End: 13:02

Legends of Brands Hatch Superprix

HGPCA Pre '66

RACE 11 - SECTOR ANALYSIS

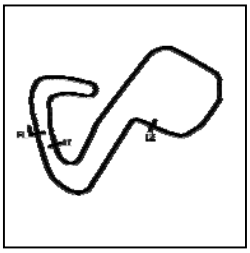

SECTOR 1 = FL to I1, SECTOR 2 = I1 to I2, SECTOR 3 = I2 to FL, DIFF = Difference To Personal Best Lap, P = Crossed Finish Line in Pit Lane, D = Time Disallowed

P1 3 12 Barry CANNELL Brabham BT11A

IDEAL LAP TIME : 1:40.258 BEST LAP TIME : 1:40.325 DIFFERENCE : 0.067

LAP	SECTOR 1		SECTOR 2		SECTOR 3		LAP TIME		MPH	DIFF	TIME OF DAY
1 -		87.1	46.006	78.4	24.026	130.5	1:47.717		81.32	7.392	12:42:18.540
2 -	32.654	84.3	46.011	80.6	24.224	120.4	1:42.889		85.13	2.564	12:44:01.429
3 -	33.659	93.4	46.444	81.8	23.958	128.3	1:44.061		84.17	3.736	12:45:45.490
4 -	32.453	92.8	45.768	84.8	23.946	127.5	1:42.167		85.74	1.842	12:47:27.657
5 -	32.273	96.4	45.326	84.7	23.633	130.5	1:41.232	(3)	86.53	0.907	12:49:08.889
6 -	32.430	95.8	45.176	82.6	23.939	115.9	1:41.545		86.26	1.220	12:50:50.434
7 -	32.698	95.5	45.685	82.7	23.960	122.4	1:42.343		85.59	2.018	12:52:32.777
8 -	***32.217***	97.1	45.175	85.2	23.897	124.7	1:41.289		86.48	0.964	12:54:14.066
9 -	32.223	94.1	***44.770***	85.0	23.332	130.8	***1:40.325***	**(1)**	***87.31***		***12:55:54.391***
10 -	32.599	99.4	44.840	***86.1***	***23.271***	***131.3***	1:40.710	(2)	86.98	0.385	12:57:35.101
11 -	32.489	***100.3***	45.584	84.2	23.511	129.3	1:41.584		86.23	1.259	12:59:16.685
12 -	32.279	97.2	45.591	74.2	24.512	130.3	1:42.382		85.56	2.057	13:00:59.067

P2 49 12 Andrew BEAUMONT Lotus 18

IDEAL LAP TIME : 1:40.390 BEST LAP TIME : 1:40.844 DIFFERENCE : 0.454

LAP	SECTOR 1		SECTOR 2		SECTOR 3		LAP TIME		MPH	DIFF	TIME OF DAY
1 -		95.7	47.530	75.9	24.335	131.0	1:50.591		79.20	9.747	12:42:21.414
2 -	33.123	91.1	45.675	79.7	23.996	130.3	1:42.794		85.21	1.950	12:44:04.208
3 -	33.422	98.5	45.701	79.5	23.711	129.8	1:42.834		85.18	1.990	12:45:47.042
4 -	32.874	93.2	45.362	81.8	23.776	132.6	1:42.012		85.87	1.168	12:47:29.054
5 -	32.330	93.2	45.395	80.3	23.573	133.6	1:41.298		86.47	0.454	12:49:10.352
6 -	32.494	94.3	45.165	81.1	23.637	130.5	1:41.296		86.47	0.452	12:50:51.648
7 -	32.764	98.5	45.352	82.6	23.451	132.1	1:41.567		86.24	0.723	12:52:33.215
8 -	32.752	95.0	44.952	81.1	23.545	133.6	1:41.249	(3)	86.51	0.405	12:54:14.464
9 -	32.643	92.5	***44.789***	***84.8***	***23.412***	132.6	***1:40.844***	**(1)**	***86.86***		***12:55:55.308***
10 -	32.609	93.2	44.917	81.0	23.493	132.8	1:41.019	(2)	86.71	0.175	12:57:36.327
11 -	***32.189***	***99.5***	45.828	84.3	23.471	132.3	1:41.488		86.31	0.644	12:59:17.815
12 -	33.007	97.9	44.937	76.7	23.491	***133.9***	1:41.435		86.35	0.591	13:00:59.250

P3 10 7b Tom DARK Cooper T51

IDEAL LAP TIME : 1:41.444 BEST LAP TIME : 1:41.809 DIFFERENCE : 0.365

LAP	SECTOR 1		SECTOR 2		SECTOR 3		LAP TIME		MPH	DIFF	TIME OF DAY
1 -		89.1	47.845	73.1	24.310	131.0	1:50.308		79.41	8.499	12:42:21.131
2 -	32.967	91.4	46.499	82.9	24.157	130.8	1:43.623		84.53	1.814	12:44:04.754
3 -	33.555	93.2	46.279	77.6	24.071	130.0	1:43.905		84.30	2.096	12:45:48.659
4 -	32.803	96.9	45.965	80.5	23.853	***131.3***	1:42.621		85.36	0.812	12:47:31.280
5 -	32.478	98.3	45.725	77.9	23.906	131.0	1:42.109		85.78	0.300	12:49:13.389
6 -	32.456	100.4	45.639	73.6	24.155	***131.3***	1:42.250		85.67	0.441	12:50:55.639
7 -	32.711	100.9	***45.590***	80.7	***23.763***	130.8	1:42.064	(3)	85.82	0.255	12:52:37.703
8 -	32.401	97.9	45.747	82.8	23.826	131.0	1:41.974	(2)	85.90	0.165	12:54:19.677
9 -	32.865	***101.6***	46.109	81.9	23.827	130.5	1:42.801		85.21	0.992	12:56:02.478
10 -	33.519	95.8	46.127	***85.7***	24.086	130.5	1:43.732		84.44	1.923	12:57:46.210
11 -	32.957	91.3	45.991	82.1	23.954	***131.3***	1:42.902		85.12	1.093	12:59:29.112
12 -	***32.091***	98.8	45.702	79.0	24.016	127.3	***1:41.809***	**(1)**	***86.04***		***13:01:10.921***

P4 25 11 Andy MIDDLEHURST Lotus 25 R4

IDEAL LAP TIME : 1:41.360 BEST LAP TIME : 1:41.587 DIFFERENCE : 0.227

LAP	SECTOR 1		SECTOR 2		SECTOR 3		LAP TIME		MPH	DIFF	TIME OF DAY
1 -		92.6	46.824	***82.5***	24.447	125.9	1:53.028		77.50	11.441	12:42:23.851
2 -	33.080	99.2	45.900	79.0	24.372	126.1	1:43.352		84.75	1.765	12:44:07.203
3 -	33.653	95.1	45.589	82.1	***23.949***	124.5	1:43.191		84.88	1.604	12:45:50.394
4 -	***32.382***	97.1	***45.029***	78.0	24.176	125.9	***1:41.587***	**(1)**	***86.22***		***12:47:31.981***
5 -	32.478	97.5	45.323	78.9	24.229	124.7	1:42.030		85.85	0.443	12:49:14.011
6 -	32.492	97.9	45.363	73.9	24.448	125.6	1:42.303		85.62	0.716	12:50:56.314
7 -	32.786	***100.3***	45.098	78.9	24.020	126.1	1:41.904	(3)	85.96	0.317	12:52:38.218
8 -	32.809	99.2	45.151	79.9	24.017	125.6	1:41.977		85.90	0.390	12:54:20.195
9 -	33.034	98.5	45.548	81.2	24.035	***127.0***	1:42.617		85.36	1.030	12:56:02.812

Weather / Track : Sunny / Dry

Brands Hatch GP
Circuit Length = 2.4332 miles
Start: 12:40 Flag 13:00 End: 13:02

Legends of Brands Hatch Superprix

HGPCA Pre '66

RACE 11 - SECTOR ANALYSIS

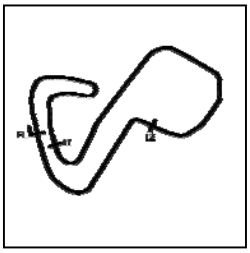

SECTOR 1 = FL to I1, SECTOR 2 = I1 to I2, SECTOR 3 = I2 to FL, DIFF = Difference To Personal Best Lap, P = Crossed Finish Line in Pit Lane, D = Time Disallowed

10 -	33.965	98.1	45.493	81.7	24.221	126.8	1:43.679		84.49	2.092	12:57:46.491
11 -	32.983	97.9	45.818	77.6	24.222	***127.0***	1:43.023		85.02	1.436	12:59:29.514
12 -	32.718	97.5	45.092	81.4	24.067	124.7	1:41.877	**(2)**	85.98	0.290	13:01:11.391

P5 2 7b Rod JOLLEY Cooper T45/51

IDEAL LAP TIME : 1:42.461 BEST LAP TIME : 1:43.453 DIFFERENCE : 0.992

LAP	SECTOR 1		SECTOR 2		SECTOR 3		LAP TIME		MPH	DIFF	TIME OF DAY
1 -		95.8	47.531	76.9	25.528	122.2	1:52.389		77.94	8.936	12:42:23.212
2 -	33.028	93.4	47.302	81.7	24.861	122.9	1:45.191		83.27	1.738	12:44:08.403
3 -	33.216	93.3	45.733	82.6	24.864	122.6	1:43.813		84.38	0.360	12:45:52.216
4 -	32.853	91.4	45.729	***89.1***	25.582	122.4	1:44.164		84.09	0.711	12:47:36.380
5 -	33.120	92.0	46.231	78.5	24.883	120.9	1:44.234		84.04	0.781	12:49:20.614
6 -	33.359	91.9	46.786	77.4	24.548	122.0	1:44.693		83.67	1.240	12:51:05.307
7 -	32.866	92.8	46.122	77.5	24.465	122.4	***1:43.453***	**(1)**	***84.67***		***12:52:48.760***
8 -	33.689	95.0	46.222	80.0	***24.228***	***123.5***	1:44.139		84.11	0.686	12:54:32.899
9 -	***32.556***	93.7	46.446	83.4	24.466	122.6	1:43.468	**(2)**	84.66	0.015	12:56:16.367
10 -	32.864	***96.1***	46.127	87.3	24.782	123.1	1:43.773		84.41	0.320	12:58:00.140
11 -	33.458	95.1	45.907	77.0	24.332	123.3	1:43.697	**(3)**	84.47	0.244	12:59:43.837
12 -	33.199	89.9	***45.677***	79.2	24.957	121.7	1:43.833		84.36	0.380	13:01:27.670

P6 69 7b Benn TILLEY Lotus 18

IDEAL LAP TIME : 1:42.876 BEST LAP TIME : 1:43.230 DIFFERENCE : 0.354

LAP	SECTOR 1		SECTOR 2		SECTOR 3		LAP TIME		MPH	DIFF	TIME OF DAY
1 -		84.4	47.860	70.8	25.109	116.5	1:52.859		77.61	9.629	12:42:23.682
2 -	35.435	***92.0***	47.100	78.4	24.770	121.5	1:47.305		81.63	4.075	12:44:10.987
3 -	33.973	87.3	46.065	76.7	24.426	119.4	1:44.464		83.85	1.234	12:45:55.451
4 -	33.031	90.0	***45.885***	79.1	24.314	121.1	***1:43.230***	**(1)**	***84.85***		***12:47:38.681***
5 -	33.504	90.5	46.025	76.4	24.385	120.0	1:43.914		84.29	0.684	12:49:22.595
6 -	33.367	90.4	45.963	76.1	24.459	120.4	1:43.789		84.40	0.559	12:51:06.384
7 -	33.269	90.1	45.901	76.6	24.369	120.9	1:43.539		84.60	0.309	12:52:49.923
8 -	32.988	87.8	46.180	77.2	24.370	121.3	1:43.538		84.60	0.308	12:54:33.461
9 -	33.087	85.5	46.372	79.7	24.597	120.0	1:44.056		84.18	0.826	12:56:17.517
10 -	33.205	90.5	45.936	77.5	24.436	121.5	1:43.577		84.57	0.347	12:58:01.094
11 -	33.070	79.9	46.192	***79.8***	***24.197***	***121.7***	1:43.459	**(3)**	84.66	0.229	12:59:44.553
12 -	***32.794***	89.8	45.991	75.9	24.673	119.4	1:43.458	**(2)**	84.67	0.228	13:01:28.011

P7 9 9 Mark DANIELL Cooper T45

IDEAL LAP TIME : 1:42.757 BEST LAP TIME : 1:43.143 DIFFERENCE : 0.386

LAP	SECTOR 1		SECTOR 2		SECTOR 3		LAP TIME		MPH	DIFF	TIME OF DAY
1 -		89.8	47.790	73.9	24.828	123.5	1:51.319		78.69	8.176	12:42:22.142
2 -	33.685	90.6	46.609	75.9	24.563	123.1	1:44.857		83.54	1.714	12:44:06.999
3 -	33.510	89.9	46.504	78.6	24.593	122.6	1:44.607		83.74	1.464	12:45:51.606
4 -	33.253	92.9	46.487	80.8	24.926	122.0	1:44.666		83.69	1.523	12:47:36.272
5 -	32.980	91.1	46.201	78.2	24.853	122.9	1:44.034		84.20	0.891	12:49:20.306
6 -	33.174	91.0	46.981	77.3	24.515	123.3	1:44.670		83.69	1.527	12:51:04.976
7 -	***32.714***	95.0	46.255	79.6	24.598	122.2	1:43.567	**(3)**	84.58	0.424	12:52:48.543
8 -	33.272	93.4	46.327	79.4	24.604	122.4	1:44.203		84.06	1.060	12:54:32.746
9 -	33.447	90.6	46.233	***83.3***	25.071	123.5	1:44.751		83.62	1.608	12:56:17.497
10 -	32.916	***95.5***	45.921	81.4	24.306	124.2	***1:43.143***	**(1)**	***84.92***		***12:58:00.640***
11 -	33.296	90.5	***45.844***	78.4	***24.199***	***124.5***	1:43.339	**(2)**	84.76	0.196	12:59:43.979
12 -	32.846	92.6	46.181	79.2	25.139	117.1	1:44.166		84.09	1.023	13:01:28.145

P8 7 12 Max BLEES Brabham BT7A

IDEAL LAP TIME : 1:42.365 BEST LAP TIME : 1:42.902 DIFFERENCE : 0.537

LAP	SECTOR 1		SECTOR 2		SECTOR 3		LAP TIME		MPH	DIFF	TIME OF DAY
1 -		91.5	47.724	77.5	25.347	118.1	1:52.672		77.74	9.770	12:42:23.495
2 -	34.799	92.9	47.052	81.3	24.642	119.8	1:46.493		82.25	3.591	12:44:09.988
3 -	33.719	93.7	46.917	81.1	24.533	118.9	1:45.169		83.29	2.267	12:45:55.157
4 -	33.822	91.3	46.821	79.6	24.549	118.9	1:45.192		83.27	2.290	12:47:40.349
5 -	33.306	94.2	46.591	***84.4***	24.483	119.8	1:44.380		83.92	1.478	12:49:24.729

Weather / Track : Sunny / Dry

Brands Hatch GP
Circuit Length = 2.4332 miles
Start: 12:40 Flag 13:00 End: 13:02

Legends of Brands Hatch Superprix

HGPCA Pre '66

RACE 11 - SECTOR ANALYSIS

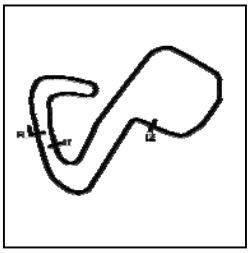

SECTOR 1 = FL to I1, SECTOR 2 = I1 to I2, SECTOR 3 = I2 to FL, DIFF = Difference To Personal Best Lap, P = Crossed Finish Line in Pit Lane, D = Time Disallowed

6 -	33.303	94.3	45.814	79.6	24.312	120.2	1:43.429		84.69	0.527	12:51:08.158
7 -	33.449	***96.5***	***45.512***	83.5	24.302	121.5	1:43.263	**(3)**	84.83	0.361	12:52:51.421
8 -	32.693	95.7	46.042	82.0	***24.167***	***122.6***	***1:42.902***	**(1)**	***85.12***		***12:54:34.323***
9 -	32.718	91.4	46.289	79.8	24.395	121.1	1:43.402		84.71	0.500	12:56:17.725
10 -	33.290	90.8	46.334	82.3	24.296	121.3	1:43.920		84.29	1.018	12:58:01.645
11 -	32.897	91.6	46.403	78.7	24.231	***122.6***	1:43.531		84.61	0.629	12:59:45.176
12 -	***32.686***	93.4	46.012	84.0	24.498	116.5	1:43.196	**(2)**	84.88	0.294	13:01:28.372

P9 18 7b John CHISHOLM Lotus 18

IDEAL LAP TIME : 1:42.634 BEST LAP TIME : 1:42.756 DIFFERENCE : 0.122

LAP	SECTOR 1		SECTOR 2		SECTOR 3		LAP TIME		MPH	DIFF	TIME OF DAY
1 -		85.3	49.674	76.5	24.922	122.2	1:55.654		75.74	12.898	12:42:26.477
2 -	34.322	89.9	47.297	78.3	24.563	126.1	1:46.182		82.49	3.426	12:44:12.659
3 -	35.199	90.0	46.988	79.4	24.597	124.0	1:46.784		82.03	4.028	12:45:59.443
4 -	33.714	94.6	46.500	78.1	24.275	124.5	1:44.489		83.83	1.733	12:47:43.932
5 -	33.026	90.8	47.109	73.8	24.388	128.3	1:44.523		83.80	1.767	12:49:28.455
6 -	33.228	97.8	46.843	74.3	24.422	125.6	1:44.493		83.83	1.737	12:51:12.948
7 -	33.492	95.3	46.378	72.8	24.759	120.2	1:44.629		83.72	1.873	12:52:57.577
8 -	33.229	97.3	46.749	78.9	24.766	128.5	1:44.744		83.63	1.988	12:54:42.321
9 -	33.384	93.0	45.830	***80.9***	24.367	127.3	1:43.581		84.56	0.825	12:56:25.902
10 -	32.886	***100.1***	***45.609***	78.6	***24.261***	128.5	***1:42.756***	**(1)**	***85.24***		***12:58:08.658***
11 -	33.256	97.5	45.628	80.5	24.392	***129.0***	1:43.276	**(3)**	84.81	0.520	12:59:51.934
12 -	***32.764***	98.5	46.143	76.9	24.321	121.7	1:43.228	**(2)**	84.85	0.472	13:01:35.162

P10 4 10 Greg THORNTON LDS 03

IDEAL LAP TIME : 1:43.675 BEST LAP TIME : 1:44.083 DIFFERENCE : 0.408

LAP	SECTOR 1		SECTOR 2		SECTOR 3		LAP TIME		MPH	DIFF	TIME OF DAY
1 -		***92.5***	47.848	74.7	25.708	114.7	1:54.323		76.62	10.240	12:42:25.146
2 -	33.888	90.8	47.163	75.4	25.450	114.5	1:46.501		82.25	2.418	12:44:11.647
3 -	34.012	89.9	47.442	79.8	25.441	114.3	1:46.895		81.94	2.812	12:45:58.542
4 -	33.340	92.4	46.812	78.4	24.841	114.5	1:44.993		83.43	0.910	12:47:43.535
5 -	33.138	92.0	47.766	72.0	24.957	114.9	1:45.861		82.74	1.778	12:49:29.396
6 -	32.999	91.6	46.652	77.1	24.881	114.3	1:44.532	**(3)**	83.80	0.449	12:51:13.928
7 -	33.044	90.1	46.355	77.8	25.109	112.5	1:44.508	**(2)**	83.81	0.425	12:52:58.436
8 -	32.964	92.1	46.840	75.1	24.812	***115.7***	1:44.616		83.73	0.533	12:54:43.052
9 -	33.249	89.1	***46.189***	***80.2***	***24.645***	114.5	***1:44.083***	**(1)**	***84.16***		***12:56:27.135***
10 -	***32.841***	91.1	47.321	77.5	25.283	110.9	1:45.445		83.07	1.362	12:58:12.580
11 -	34.463	86.0	47.455	74.0	26.405	111.6	1:48.323		80.86	4.240	13:00:00.903
12 -	33.596	85.4	48.222	71.7	25.435	102.2	1:47.253		81.67	3.170	13:01:48.156

P11 12 7b Rudi FRIEDRICHS Cooper T53

IDEAL LAP TIME : 1:42.807 BEST LAP TIME : 1:43.542 DIFFERENCE : 0.735

LAP	SECTOR 1		SECTOR 2		SECTOR 3		LAP TIME		MPH	DIFF	TIME OF DAY
1 -		93.7	46.076	78.3	***23.971***	129.3	1:46.963		81.89	3.421	12:42:17.786
2 -	33.099	90.1	1:40.321	79.7	24.147	128.8	2:37.567		55.59	54.025	12:44:55.353
3 -	33.109	92.9	46.341	***82.1***	24.348	127.5	1:43.798		84.39	0.256	12:46:39.151
4 -	33.185	90.0	46.088	76.0	24.343	***129.8***	1:43.616	**(3)**	84.54	0.074	12:48:22.767
5 -	33.511	90.4	47.246	78.3	24.381	***129.8***	1:45.138		83.31	1.596	12:50:07.905
6 -	33.338	91.4	46.607	74.8	24.750	129.5	1:44.695		83.67	1.153	12:51:52.600
7 -	34.942	86.5	47.288	73.1	24.757	128.0	1:46.987		81.87	3.445	12:53:39.587
8 -	33.138	91.5	47.168	76.0	24.628	128.8	1:44.934		83.47	1.392	12:55:24.521
9 -	33.220	96.1	46.766	79.8	24.634	128.8	1:44.620		83.73	1.078	12:57:09.141
10 -	33.267	91.5	***45.961***	75.7	24.370	128.5	1:43.598	**(2)**	84.55	0.056	12:58:52.739
11 -	33.068	93.7	46.195	80.3	24.279	129.0	***1:43.542***	**(1)**	***84.60***		***13:00:36.281***
12 -	***32.875***	***99.7***	48.150	72.3	24.502	125.2	1:45.527		83.01	1.985	13:02:21.808

P12 15 7b Thomas MATZELBERGER Cooper T45/51

IDEAL LAP TIME : 1:47.825 BEST LAP TIME : 1:48.319 DIFFERENCE : 0.494

LAP	SECTOR 1		SECTOR 2		SECTOR 3		LAP TIME		MPH	DIFF	TIME OF DAY
1 -		86.1	50.131	77.1	25.613	127.0	1:58.584		73.87	10.265	12:42:29.407

Weather / Track : Sunny / Dry

Brands Hatch GP
Circuit Length = 2.4332 miles
Start: 12:40 Flag 13:00 End: 13:02

Legends of Brands Hatch Superprix

HGPCA Pre '66

RACE 11 - SECTOR ANALYSIS

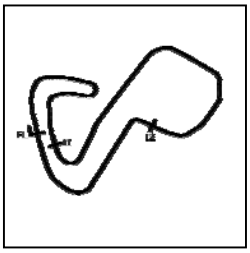

SECTOR 1 = FL to I1, SECTOR 2 = I1 to I2, SECTOR 3 = I2 to FL, DIFF = Difference To Personal Best Lap, P = Crossed Finish Line in Pit Lane, D = Time Disallowed

2 -	34.493	87.7	49.334	76.5	25.597	128.0	1:49.424		80.05	1.105	12:44:18.831
3 -	34.244	***91.3***	48.960	***79.9***	***25.329***	***130.0***	1:48.533	**(2)**	80.71	0.214	12:46:07.364
4 -	34.357	89.3	49.375	79.4	25.857	125.2	1:49.589		79.93	1.270	12:47:56.953
5 -	35.291	88.3	48.943	***79.9***	25.654	127.8	1:49.888		79.71	1.569	12:49:46.841
6 -	***33.872***	87.4	49.055	79.7	25.392	125.2	***1:48.319***	**(1)**	***80.87***		***12:51:35.160***
7 -	34.500	87.0	48.729	76.8	25.771	129.0	1:49.000		80.36	0.681	12:53:24.160
8 -	34.194	***91.3***	49.090	77.1	25.597	127.8	1:48.881	**(3)**	80.45	0.562	12:55:13.041
9 -	34.168	87.2	49.358	76.6	26.198	124.7	1:49.724		79.83	1.405	12:57:02.765
10 -	34.682	86.0	49.439	75.8	26.486	123.5	1:50.607		79.19	2.288	12:58:53.372
11 -	34.324	89.4	49.025	75.4	26.351	125.4	1:49.700		79.85	1.381	13:00:43.072
12 -	34.861	85.5	***48.624***	76.9	26.394	115.9	1:49.879		79.72	1.560	13:02:32.951

P13 8 9 Tony DITHERIDGE Cooper T45

IDEAL LAP TIME : 1:49.159 BEST LAP TIME : 1:49.896 DIFFERENCE : 0.737

LAP	SECTOR 1		SECTOR 2		SECTOR 3		LAP TIME		MPH	DIFF	TIME OF DAY
1 -		82.3	49.338	79.3	***25.415***	***119.6***	1:56.529		75.17	6.633	12:42:27.352
2 -	35.413	85.3	50.805	73.9	26.067	113.9	1:52.285		78.01	2.389	12:44:19.637
3 -	***35.079***	80.8	49.778	75.1	25.937	111.1	1:50.794	**(3)**	79.06	0.898	12:46:10.431
4 -	36.446	72.9	49.733	***79.6***	25.841	115.7	1:52.020		78.19	2.124	12:48:02.451
5 -	36.057	87.4	49.017	72.9	27.361	114.9	1:52.435		77.91	2.539	12:49:54.886
6 -	35.325	87.6	48.792	76.6	25.903	116.9	1:50.020	**(2)**	79.62	0.124	12:51:44.906
7 -	35.352	***88.1***	***48.665***	77.6	25.879	115.1	***1:49.896***	**(1)**	***79.71***		***12:53:34.802***
8 -	35.780	87.7	50.000	74.1	26.133	115.1	1:51.913		78.27	2.017	12:55:26.715
9 -	35.106	87.9	49.278	74.3	26.579	112.9	1:50.963		78.94	1.067	12:57:17.678
10 -	35.374	83.2	49.497	73.9	26.465	112.5	1:51.336		78.67	1.440	12:59:09.014
11 -	35.422	84.5	49.938	72.3	27.802	108.4	1:53.162		77.40	3.266	13:01:02.176

P14 47 9 Brian JOLLIFFE Cooper T45

IDEAL LAP TIME : 1:49.141 BEST LAP TIME : 1:49.679 DIFFERENCE : 0.538

LAP	SECTOR 1		SECTOR 2		SECTOR 3		LAP TIME		MPH	DIFF	TIME OF DAY
1 -		85.7	50.057	75.4	26.543	110.7	2:02.829		71.31	13.150	12:42:33.652
2 -	34.980	***90.6***	50.604	72.6	26.176	***117.3***	1:51.760		78.38	2.081	12:44:25.412
3 -	34.651	89.8	49.324	75.4	***25.704***	114.9	***1:49.679***	**(1)**	***79.86***		***12:46:15.091***
4 -	34.595	79.0	49.639	76.7	25.949	115.1	1:50.183	**(3)**	79.50	0.504	12:48:05.274
5 -	35.861	85.8	50.895	76.2	26.313	111.8	1:53.069		77.47	3.390	12:49:58.343
6 -	35.208	85.2	50.599	72.0	26.769	114.7	1:52.576		77.81	2.897	12:51:50.919
7 -	37.063	82.4	51.018	72.7	26.012	112.4	1:54.093		76.77	4.414	12:53:45.012
8 -	***34.318***	82.6	49.593	***79.0***	25.820	115.3	1:49.731	**(2)**	79.83	0.052	12:55:34.743
9 -	34.871	87.7	49.225	73.9	26.237	114.1	1:50.333		79.39	0.654	12:57:25.076
10 -	34.943	83.6	50.248	73.9	26.389	111.2	1:51.580		78.50	1.901	12:59:16.656
11 -	35.089	84.2	***49.119***	73.2	26.607	114.7	1:50.815		79.04	1.136	13:01:07.471

P15 14 12 Tom DE GRES Brabham BT14

IDEAL LAP TIME : 1:49.153 BEST LAP TIME : 1:49.709 DIFFERENCE : 0.556

LAP	SECTOR 1		SECTOR 2		SECTOR 3		LAP TIME		MPH	DIFF	TIME OF DAY
1 -		69.7	51.971	72.7	26.466	114.7	2:04.953		70.10	15.244	12:42:35.776
2 -	35.180	82.1	49.265	76.0	25.642	114.9	1:50.087	**(2)**	79.57	0.378	12:44:25.863
3 -	***34.616***	87.2	49.179	72.3	25.914	***117.1***	***1:49.709***	**(1)**	***79.84***		***12:46:15.572***
4 -	34.624	83.3	49.483	74.8	25.998	114.5	1:50.105	**(3)**	79.55	0.396	12:48:05.677
5 -	35.671	82.1	49.875	77.2	26.077	114.3	1:51.623		78.47	1.914	12:49:57.300
6 -	35.179	***87.6***	51.418	72.8	26.886	114.5	1:53.483		77.19	3.774	12:51:50.783
7 -	36.374	79.6	51.499	74.8	25.891	114.1	1:53.764		77.00	4.055	12:53:44.547
8 -	35.726	84.6	49.448	76.0	***25.471***	115.9	1:50.645		79.17	0.936	12:55:35.192
9 -	34.822	86.9	49.492	***77.9***	25.877	115.3	1:50.191		79.49	0.482	12:57:25.383
10 -	35.410	83.2	50.064	71.8	26.323	107.7	1:51.797		78.35	2.088	12:59:17.180
11 -	35.002	84.6	***49.066***	71.6	26.559	107.7	1:50.627		79.18	0.918	13:01:07.807

P16 29 10 Robert PULLEYN Lotus 18

IDEAL LAP TIME : 2:01.766 BEST LAP TIME : 2:02.886 DIFFERENCE : 1.120

LAP	SECTOR 1	SECTOR 2	SECTOR 3	LAP TIME	MPH	DIFF	TIME OF DAY

Weather / Track : Sunny / Dry

Brands Hatch GP
Circuit Length = 2.4332 miles
Start: 12:40 Flag 13:00 End: 13:02

Legends of Brands Hatch Superprix

HGPCA Pre '66

RACE 11 - SECTOR ANALYSIS

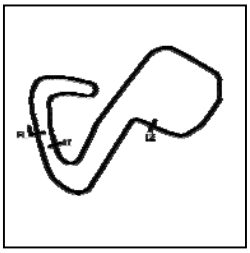

SECTOR 1 = FL to I1, SECTOR 2 = I1 to I2, SECTOR 3 = I2 to FL, DIFF = Difference To Personal Best Lap, P = Crossed Finish Line in Pit Lane, D = Time Disallowed

1 -		76.6	***55.359***	68.8	29.564	105.5	2:12.043		66.34	9.157	12:42:42.866
2 -	38.459	73.1	56.935	68.6	29.386	***107.2***	2:04.780		70.20	1.894	12:44:47.646
3 -	37.977	79.1	55.900	***68.8***	29.009	104.0	***2:02.886***	**(1)**	***71.28***		***12:46:50.532***
4 -	38.439	78.6	56.041	63.3	29.649	104.0	2:04.129	**(3)**	70.57	1.243	12:48:54.661
5 -	38.465	80.8	58.003	56.2	30.335	100.0	2:06.803		69.08	3.917	12:51:01.464
6 -	42.380	75.0	57.323	65.7	***28.798***	106.3	2:08.501		68.16	5.615	12:53:09.965
7 -	38.296	73.9	56.269	65.7	29.509	101.8	2:04.074	**(2)**	70.60	1.188	12:55:14.039
8 -	***37.609***	***84.8***	56.637	65.6	30.465	98.5	2:04.711		70.24	1.825	12:57:18.750
9 -	38.226	81.2	58.504	64.5	29.303	104.2	2:06.033		69.50	3.147	12:59:24.783
10 -	39.194	79.5	55.487	66.1	31.853	94.5	2:06.534		69.22	3.648	13:01:31.317

P17 24 7b Ingo STROLZ — Cooper T51

IDEAL LAP TIME : 1:53.363 BEST LAP TIME : 1:55.257 DIFFERENCE : 1.894

LAP	SECTOR 1		SECTOR 2		SECTOR 3		LAP TIME		MPH	DIFF	TIME OF DAY
1 -		71.5	53.309	***74.7***	***26.281***	***122.2***	2:06.442		69.27	11.185	12:42:37.265
2 -	36.117	***89.9***	55.298	64.5	IN PIT		5:18.210	**P**	27.52	3:22.953	12:47:55.475
3 -	OUTLAP	88.0	***51.125***	70.5	27.966	112.9	1:59.711		73.17	4.454	12:49:55.186
4 -	36.465	87.6	51.775	73.0	27.017	116.5	***1:55.257***	**(1)**	***76.00***		***12:51:50.443***
5 -	38.152	80.1	53.505	***74.7***	27.056	120.4	1:58.713	**(3)**	73.79	3.456	12:53:49.156
6 -	***35.957***	86.1	52.445	71.6	27.027	119.6	1:55.429	**(2)**	75.88	0.172	12:55:44.585
7 -	50.879	84.8	54.064	73.2	27.603	120.0	2:12.546		66.08	17.289	12:57:57.131
8 -	36.649	80.1	55.690	72.0	27.561	116.9	1:59.900		73.05	4.643	12:59:57.031
9 -	36.401	82.1	54.807	70.5	28.618	100.1	1:59.826		73.10	4.569	13:01:56.857

P18 91 7b Chris DRAKE — Cooper T53

IDEAL LAP TIME : 1:41.001 BEST LAP TIME : 1:41.487 DIFFERENCE : 0.486

LAP	SECTOR 1		SECTOR 2		SECTOR 3		LAP TIME		MPH	DIFF	TIME OF DAY
1 -		93.8	46.613	75.2	23.978	127.0	1:48.918		80.42	7.431	12:42:19.741
2 -	32.667	91.9	45.534	73.1	26.151	123.8	1:44.352		83.94	2.865	12:44:04.093
3 -	33.486	86.8	***45.094***	75.8	23.932	126.3	1:42.512		85.45	1.025	12:45:46.605
4 -	32.265	96.9	45.485	79.3	23.936	***132.1***	1:41.686	**(3)**	86.14	0.199	12:47:28.291
5 -	32.469	96.2	45.274	***81.2***	***23.744***	129.0	***1:41.487***	**(1)**	***86.31***		***12:49:09.778***
6 -	32.469	96.4	46.183	76.8	24.193	124.5	1:42.845		85.17	1.358	12:50:52.623
7 -	32.407	***98.8***	45.327	77.3	23.808	127.5	1:41.542	**(2)**	86.26	0.055	12:52:34.165

P19 6 12 John EMERY — Brabham BT4

IDEAL LAP TIME : 1:50.214 BEST LAP TIME : 1:50.214 DIFFERENCE : 0.000

LAP	SECTOR 1		SECTOR 2		SECTOR 3		LAP TIME		MPH	DIFF	TIME OF DAY
1 -		71.7	53.157	76.2	26.125	121.7	2:04.329		70.45	14.115	12:42:35.152
2 -	35.397	82.6	51.600	75.6	25.968	***122.0***	1:52.965	**(3)**	77.54	2.751	12:44:28.117
3 -	35.576	83.5	50.841	***77.8***	25.708	119.6	1:52.125	**(2)**	78.12	1.911	12:46:20.242
4 -	***35.013***	***84.4***	***49.536***	75.9	***25.665***	101.3	***1:50.214***	**(1)**	***79.48***		***12:48:10.456***

P20 34 7b Richard WILSON — Cooper T51

IDEAL LAP TIME : 1:48.259 BEST LAP TIME : 1:48.524 DIFFERENCE : 0.265

LAP	SECTOR 1		SECTOR 2		SECTOR 3		LAP TIME		MPH	DIFF	TIME OF DAY
1 -		82.0	50.088	75.9	***25.361***	***120.6***	2:00.513	**(3)**	72.68	11.989	12:42:31.336
2 -	***34.533***	84.0	48.625	***76.6***	25.366	117.7	***1:48.524***	**(1)**	***80.71***		***12:44:19.860***
3 -	34.749	***85.3***	***48.365***	76.1	25.834	113.1	1:48.948	**(2)**	80.40	0.424	12:46:08.808

P21 37 10 Eddy PERK — Heron F1

IDEAL LAP TIME : 1:49.044 BEST LAP TIME : 1:50.898 DIFFERENCE : 1.854

LAP	SECTOR 1		SECTOR 2		SECTOR 3		LAP TIME		MPH	DIFF	TIME OF DAY
1 -		85.8	***49.421***	***74.0***	***25.551***	***116.5***	1:55.389	**(3)**	75.91	4.491	12:42:26.212
2 -	***34.072***	***90.1***	50.243	71.3	26.583	111.1	***1:50.898***	**(1)**	***78.99***		***12:44:17.110***
3 -	35.307	88.4	51.255	73.6	26.658	108.7	1:53.220	**(2)**	77.37	2.322	12:46:10.330

Weather / Track : Sunny / Dry

Brands Hatch GP
Circuit Length = 2.4332 miles
Start: 12:40 Flag 13:00 End: 13:02

Legends of Brands Hatch Superprix

HGPCA Pre '66

RACE 11 - SECTOR ANALYSIS

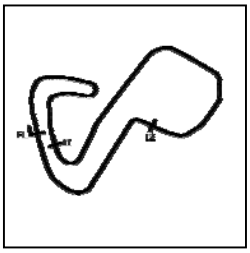

SECTOR 1 = FL to I1, SECTOR 2 = I1 to I2, SECTOR 3 = I2 to FL, DIFF = Difference To Personal Best Lap, P = Crossed Finish Line in Pit Lane, D = Time Disallowed

P22 11 12 Jon FAIRLEY Brabham BT11/19

IDEAL LAP TIME : 1:43.611 BEST LAP TIME : 1:45.304 DIFFERENCE : 1.693

LAP	SECTOR 1		SECTOR 2		SECTOR 3		LAP TIME	MPH	DIFF	TIME OF DAY
1 -		80.3	47.856	84.0	***24.371***	***129.3***	1:56.634 **(2)**	75.10	11.330	12:42:27.457
2 -	33.840	94.9	46.979	81.0	24.485	129.0	***1:45.304*** **(1)**	***83.18***		***12:44:12.761***

P23 30 9 Guy PLANTE Cooper T45

IDEAL LAP TIME : BEST LAP TIME : 1:59.861 DIFFERENCE :

LAP	SECTOR 1		SECTOR 2		SECTOR 3		LAP TIME	MPH	DIFF	TIME OF DAY
1 -		***85.2***	***49.826***	***81.3***	***26.079***	***112.9***	***1:59.861*** **(1)**	***73.08***		***12:42:30.684***

Weather / Track : Sunny / Dry

Brands Hatch GP
Circuit Length = 2.4332 miles
Start: 12:40 Flag 13:00 End: 13:02

Legends of Brands Hatch Superprix

HGPCA Pre '66

RACE 11 - BEST SECTORS

	SECTOR 1			SECTOR 2			SECTOR 3			IDEAL / BEST COMPARISON					
POS	NO	NAME	TIME	NO	NAME	TIME	NO	NAME	TIME	POS	NO	NAME	IDEAL	BEST	DIFF
												PERFECT LAP	1:40.132		
1	10	DARK	32.091	3	CANNELL	44.770	3	CANNELL	23.271	1	3	CANNELL	1:40.258	1:40.325	0.067
2	91	DRAKE	32.163	49	BEAUMONT	44.789	49	BEAUMONT	23.412	2	49	BEAUMONT	1:40.390	1:40.844	0.454
3	49	BEAUMONT	32.189	25	MIDDLEHURST	45.029	91	DRAKE	23.744	3	91	DRAKE	1:41.001	1:41.487	0.486
4	3	CANNELL	32.217	91	DRAKE	45.094	10	DARK	23.763	4	25	MIDDLEHURST	1:41.360	1:41.587	0.227
5	25	MIDDLEHURST	32.382	7	BLEES	45.512	25	MIDDLEHURST	23.949	5	10	DARK	1:41.444	1:41.809	0.365
6	2	JOLLEY	32.556	10	DARK	45.590	12	FRIEDRICHS	23.971	6	7	BLEES	1:42.365	1:42.902	0.537
7	7	BLEES	32.686	18	CHISHOLM	45.609	7	BLEES	24.167	7	2	JOLLEY	1:42.461	1:43.453	0.992
8	9	DANIELL	32.714	2	JOLLEY	45.677	69	TILLEY	24.197	8	18	CHISHOLM	1:42.634	1:42.756	0.122
9	18	CHISHOLM	32.764	11	FAIRLEY	45.677	9	DANIELL	24.199	9	9	DANIELL	1:42.757	1:43.143	0.386
10	69	TILLEY	32.794	9	DANIELL	45.844	2	JOLLEY	24.228	10	12	FRIEDRICHS	1:42.807	1:43.542	0.735
11	4	THORNTON	32.841	69	TILLEY	45.885	18	CHISHOLM	24.261	11	69	TILLEY	1:42.876	1:43.230	0.354
12	12	FRIEDRICHS	32.875	12	FRIEDRICHS	45.961	11	FAIRLEY	24.371	12	11	FAIRLEY	1:43.611	1:45.304	1.693
13	11	FAIRLEY	33.563	4	THORNTON	46.189	4	THORNTON	24.645	13	4	THORNTON	1:43.675	1:44.083	0.408
14	15	MATZELBERGER	33.872	34	WILSON	48.365	15	MATZELBERGER	25.329	14	15	MATZELBERGER	1:47.825	1:48.319	0.494
15	37	PERK	34.072	15	MATZELBERGER	48.624	34	WILSON	25.361	15	34	WILSON	1:48.259	1:48.524	0.265
16	47	JOLLIFFE	34.318	8	DITHERIDGE	48.665	8	DITHERIDGE	25.415	16	37	PERK	1:49.044	1:50.898	1.854
17	34	WILSON	34.533	14	DE GRES	49.066	14	DE GRES	25.471	17	47	JOLLIFFE	1:49.141	1:49.679	0.538
18	14	DE GRES	34.616	47	JOLLIFFE	49.119	37	PERK	25.551	18	14	DE GRES	1:49.153	1:49.709	0.556
19	6	EMERY	35.013	37	PERK	49.421	6	EMERY	25.665	19	8	DITHERIDGE	1:49.159	1:49.896	0.737
20	8	DITHERIDGE	35.079	6	EMERY	49.536	47	JOLLIFFE	25.704	20	6	EMERY	1:50.214	1:50.214	0.000
21	24	STROLZ	35.957	30	PLANTE	49.826	30	PLANTE	26.079	21	24	STROLZ	1:53.363	1:55.257	1.894
22	29	PULLEYN	37.609	24	STROLZ	51.125	24	STROLZ	26.281	22	29	PULLEYN	2:01.766	2:02.886	1.120
23				29	PULLEYN	55.359	29	PULLEYN	28.798	23	30	PLANTE		1:59.861	

Weather / Track : Sunny / Dry

Brands Hatch GP
Circuit Length = 2.4332 miles
Start: 12:40 Flag 13:00 End: 13:02

Results can be found at www.tsl-timing.com

Printed - 13:03 Sunday, 30 June 2019

Legends of Brands Hatch Superprix

HGPCA Pre '66

RACE 11 - BEST SPEEDS

	INTERMEDIATE 1			INTERMEDIATE 2			FINISH LINE		
POS	NO	NAME	MPH	NO	NAME	MPH	NO	NAME	MPH
1	**10**	DARK	**101.6**	**2**	JOLLEY	**89.1**	**49**	BEAUMONT	**133.9**
2	**3**	CANNELL	**100.3**	**3**	CANNELL	**86.1**	**91**	DRAKE	**132.1**
3	**25**	MIDDLEHURST	**100.3**	**10**	DARK	**85.7**	**3**	CANNELL	**131.3**
4	**18**	CHISHOLM	**100.1**	**49**	BEAUMONT	**84.8**	**10**	DARK	**131.3**
5	**12**	FRIEDRICHS	**99.7**	**7**	BLEES	**84.4**	**15**	MATZELBERGER	**130.0**
6	**49**	BEAUMONT	**99.5**	**11**	FAIRLEY	**84.4**	**12**	FRIEDRICHS	**129.8**
7	**91**	DRAKE	**98.8**	**9**	DANIELL	**83.3**	**11**	FAIRLEY	**129.3**
8	**7**	BLEES	**96.5**	**25**	MIDDLEHURST	**82.5**	**18**	CHISHOLM	**129.0**
9	**2**	JOLLEY	**96.1**	**12**	FRIEDRICHS	**82.1**	**25**	MIDDLEHURST	**127.0**
10	**11**	FAIRLEY	**96.1**	**30**	PLANTE	**81.3**	**9**	DANIELL	**124.5**
11	**9**	DANIELL	**95.5**	**91**	DRAKE	**81.2**	**2**	JOLLEY	**123.5**
12	**4**	THORNTON	**92.5**	**18**	CHISHOLM	**80.9**	**7**	BLEES	**122.6**
13	**69**	TILLEY	**92.0**	**4**	THORNTON	**80.2**	**24**	STROLZ	**122.2**
14	**15**	MATZELBERGER	**91.3**	**15**	MATZELBERGER	**79.9**	**6**	EMERY	**122.0**
15	**47**	JOLLIFFE	**90.6**	**69**	TILLEY	**79.8**	**69**	TILLEY	**121.7**
16	**37**	PERK	**90.1**	**8**	DITHERIDGE	**79.6**	**34**	WILSON	**120.6**
17	**24**	STROLZ	**89.9**	**47**	JOLLIFFE	**79.0**	**8**	DITHERIDGE	**119.6**
18	**8**	DITHERIDGE	**88.1**	**14**	DE GRES	**77.9**	**47**	JOLLIFFE	**117.3**
19	**14**	DE GRES	**87.6**	**6**	EMERY	**77.8**	**14**	DE GRES	**117.1**
20	**34**	WILSON	**85.3**	**34**	WILSON	**76.6**	**37**	PERK	**116.5**
21	**30**	PLANTE	**85.2**	**24**	STROLZ	**74.7**	**4**	THORNTON	**115.7**
22	**29**	PULLEYN	**84.8**	**37**	PERK	**74.0**	**30**	PLANTE	**112.9**
23	**6**	EMERY	**84.4**	**29**	PULLEYN	**68.8**	**29**	PULLEYN	**107.2**

Weather / Track : Sunny / Dry

Brands Hatch GP
Circuit Length = 2.4332 miles
Start: 12:40 Flag 13:00 End: 13:02

Results can be found at www.tsl-timing.com

Printed - 13:04 Sunday, 30 June 2019

Legends of Brands Hatch Superprix

HGPCA Pre '66

RACE 11 - STATISTICS

Competitors Started	23
Planned Start	2019-06-30 @ 12:40:00.000
Actual Start	2019-06-30 @ 12:40:30.822
Finish Time	2019-06-30 @ 13:00:57.747
Track Length	2.4332mi.
Total Laps	216
Total Distance Covered	525.5905mi.

Session Fastest Lap History

NO	CL	NAME	LAP TIME	TIME OF DAY	LAP	VEHICLE
12	7b	**Rudi FRIEDRICHS**	**1:46.963**	12:42:17.805	1	Cooper T53
3	12	**Barry CANNELL**	**1:42.889**	12:44:01.446	2	Brabham BT11A
49	12	**Andrew BEAUMONT**	**1:42.794**	12:44:04.208	2	Lotus 18
91	7b	**Chris DRAKE**	**1:42.512**	12:45:46.620	3	Cooper T53
3	12	**Barry CANNELL**	**1:42.167**	12:47:27.674	4	Brabham BT11A
91	7b	**Chris DRAKE**	**1:41.686**	12:47:28.305	4	Cooper T53
25	11	**Andy MIDDLEHURST**	**1:41.587**	12:47:32.000	4	Lotus 25 R4
3	12	**Barry CANNELL**	**1:41.232**	12:49:08.906	5	Brabham BT11A
3	12	**Barry CANNELL**	**1:40.325**	12:55:54.408	9	Brabham BT11A

Session Leader History

NO	CL	NAME	FROM LAP	LAPS LED	DISTANCE	VEHICLE
12	7b	**Rudi FRIEDRICHS**	1	1	2.43 miles	Cooper T53
3	12	**Barry CANNELL**	2	11	26.76 miles	Brabham BT11A

Flag History

TYPE	TIME OF DAY
GREEN	12:40:30.822
FINISH	13:00:57.747

Flag Statistics

TYPE	COUNT	TOTAL LAPS	TOTAL TIME
Green	1	12	22:06.956
Red	0	0	0.000
Safety Car	0	0	0.000
FCY	0	0	0.000

Brands Hatch GP
Circuit Length = 2.4332 miles
Start: 12:40 Flag 13:00 End: 13:02

Weather / Track : Sunny / Dry

These results are provisional until the conclusion of any judicial and technical matters.

Clerk Of Course : Julian Floyd		Timekeeper : Nick Palmer

Legends of Brands Hatch Superprix

HGPCA Pre '66

RACE 11 - STATISTICS

CLASS : 7b

9 Starters

Fastest Lap History

NO	NAME	LAP TIME	TIME OF DAY	LAP	VEHICLE
12	**Rudi FRIEDRICHS**	**1:46.963**	12:42:17.805	1	Cooper T53
91	**Chris DRAKE**	**1:44.352**	12:44:04.109	2	Cooper T53
10	**Tom DARK**	**1:43.623**	12:44:04.769	2	Cooper T51
91	**Chris DRAKE**	**1:42.512**	12:45:46.620	3	Cooper T53
91	**Chris DRAKE**	**1:41.686**	12:47:28.305	4	Cooper T53
91	**Chris DRAKE**	**1:41.487**	12:49:09.791	5	Cooper T53

Leader History

NO	NAME	FROM LAP	LAPS LED	DISTANCE	VEHICLE
12	**Rudi FRIEDRICHS**	1	1	2.43 miles	Cooper T53
91	**Chris DRAKE**	2	6	14.59 miles	Cooper T53
10	**Tom DARK**	8	5	12.16 miles	Cooper T51

Brands Hatch GP
Circuit Length = 2.4332 miles
Start: 12:40 Flag 13:00 End: 13:02

Weather / Track : Sunny / Dry

These results are provisional until the conclusion of any judicial and technical matters.

Clerk Of Course : Julian Floyd		Timekeeper : Nick Palmer

Legends of Brands Hatch Superprix

HGPCA Pre '66

RACE 11 - STATISTICS

CLASS : 9

4 Starters

Fastest Lap History

NO	NAME	LAP TIME	TIME OF DAY	LAP	VEHICLE
9	**Mark DANIELL**	**1:51.319**	12:42:22.155	1	Cooper T45
9	**Mark DANIELL**	**1:44.857**	12:44:07.013	2	Cooper T45
9	**Mark DANIELL**	**1:44.607**	12:45:51.620	3	Cooper T45
9	**Mark DANIELL**	**1:44.034**	12:49:20.320	5	Cooper T45
9	**Mark DANIELL**	**1:43.567**	12:52:48.557	7	Cooper T45
9	**Mark DANIELL**	**1:43.143**	12:58:00.654	10	Cooper T45

Leader History

NO	NAME	FROM LAP	LAPS LED	DISTANCE	VEHICLE
9	**Mark DANIELL**	1	12	29.19 miles	Cooper T45

Brands Hatch GP
Circuit Length = 2.4332 miles
Start: 12:40 Flag 13:00 End: 13:02

Weather / Track : Sunny / Dry

These results are provisional until the conclusion of any judicial and technical matters.

Clerk Of Course : Julian Floyd		Timekeeper : Nick Palmer

Legends of Brands Hatch Superprix

HGPCA Pre '66

RACE 11 - STATISTICS

CLASS : 10

3 Starters

Fastest Lap History

NO	NAME	LAP TIME	TIME OF DAY	LAP	VEHICLE
4	**Greg THORNTON**	**1:54.323**	12:42:25.161	1	LDS 03
4	**Greg THORNTON**	**1:46.501**	12:44:11.662	2	LDS 03
4	**Greg THORNTON**	**1:44.993**	12:47:43.550	4	LDS 03
4	**Greg THORNTON**	**1:44.532**	12:51:13.943	6	LDS 03
4	**Greg THORNTON**	**1:44.508**	12:52:58.450	7	LDS 03
4	**Greg THORNTON**	**1:44.083**	12:56:27.149	9	LDS 03

Leader History

NO	NAME	FROM LAP	LAPS LED	DISTANCE	VEHICLE
4	**Greg THORNTON**	1	12	29.19 miles	LDS 03

Brands Hatch GP
Circuit Length = 2.4332 miles
Start: 12:40 Flag 13:00 End: 13:02

Weather / Track : Sunny / Dry

These results are provisional until the conclusion of any judicial and technical matters.

Clerk Of Course : Julian Floyd		Timekeeper : Nick Palmer

Legends of Brands Hatch Superprix

HGPCA Pre '66

RACE 11 - STATISTICS

CLASS : 11

1 Starters

Fastest Lap History

NO	NAME	LAP TIME	TIME OF DAY	LAP	VEHICLE
25	**Andy MIDDLEHURST**	**1:53.028**	12:42:23.869	1	Lotus 25 R4
25	**Andy MIDDLEHURST**	**1:43.352**	12:44:07.222	2	Lotus 25 R4
25	**Andy MIDDLEHURST**	**1:43.191**	12:45:50.412	3	Lotus 25 R4
25	**Andy MIDDLEHURST**	**1:41.587**	12:47:32.000	4	Lotus 25 R4

Leader History

NO	NAME	FROM LAP	LAPS LED	DISTANCE	VEHICLE
25	**Andy MIDDLEHURST**	1	12	29.19 miles	Lotus 25 R4

Brands Hatch GP
Circuit Length = 2.4332 miles
Start: 12:40 Flag 13:00 End: 13:02

Weather / Track : Sunny / Dry

These results are provisional until the conclusion of any judicial and technical matters.

Clerk Of Course : Julian Floyd		Timekeeper : Nick Palmer

Legends of Brands Hatch Superprix

HGPCA Pre '66

RACE 11 - STATISTICS

CLASS : 12

6 Starters

Fastest Lap History

NO	NAME	LAP TIME	TIME OF DAY	LAP	VEHICLE
3	**Barry CANNELL**	**1:47.717**	12:42:18.556	1	Brabham BT11A
3	**Barry CANNELL**	**1:42.889**	12:44:01.446	2	Brabham BT11A
49	**Andrew BEAUMONT**	**1:42.794**	12:44:04.208	2	Lotus 18
3	**Barry CANNELL**	**1:42.167**	12:47:27.674	4	Brabham BT11A
49	**Andrew BEAUMONT**	**1:42.012**	12:47:29.067	4	Lotus 18
3	**Barry CANNELL**	**1:41.232**	12:49:08.906	5	Brabham BT11A
3	**Barry CANNELL**	**1:40.325**	12:55:54.408	9	Brabham BT11A

Leader History

NO	NAME	FROM LAP	LAPS LED	DISTANCE	VEHICLE
3	**Barry CANNELL**	1	12	29.19 miles	Brabham BT11A

Brands Hatch GP
Circuit Length = 2.4332 miles
Start: 12:40 Flag 13:00 End: 13:02

Weather / Track : Sunny / Dry

These results are provisional until the conclusion of any judicial and technical matters.

Clerk Of Course : Julian Floyd		Timekeeper : Nick Palmer

Sheet No:

Legends of Brands Hatch Superprix

HSCC XL Aurora Trophy

QUALIFYING - RACE 7 - CLASSIFICATION

POS	NO	CL	PIC	NAME	ENTRY	TIME	ON	LAPS	GAP	DIFF	MPH
1	**64**	F	1	**Michael LYONS**	Lola T400	**1:25.306**	6	7			102.68
2	**18**	C	1	**Timothy DE SILVA**	Chevron B35	**1:27.762**	10	11	**2.456**	2.456	99.81
3	**34**	F	2	**Greg THORNTON**	Surtees TS11	**1:28.333**	10	11	**3.027**	0.571	99.16
4	**27**	C	2	**Glenn EAGLING**	GRD 273	**1:29.561**	9	9	**4.255**	1.228	97.80
5	**44**	B	1	**Marc MERCER**	March 73B	**1:32.066**	10	10	**6.760**	2.505	95.14
6	**74**	F	3	**Frank LYONS**	Gurney Eagle FA74	**1:35.568**	7	8	**10.262**	3.502	91.66
7	**61**	B	2	**Steve WORRAD**	Chevron B49	**1:36.026**	11	11	**10.720**	0.458	91.22
8	**56**	H	1	**Ben STILES**	Van Diemen RF82	**1:36.310**	10	11	**11.004**	0.284	90.95
9	**82**	H	2	**Paul SMITH**	Ralt RT3	**1:36.555**	8	9	**11.249**	0.245	90.72
10	**55**	G	1	**Jon FINCH**	Ralt RT1	**1:39.659**	9	10	**14.353**	3.104	87.89
11	**99**	A	1	**Daniel PYETT**	Tecno F2	**1:39.771**	10	10	**14.465**	0.112	87.79
12	**57**	B	3	**Robin LACKFORD**	GRD 272	**1:39.872**	9	10	**14.566**	0.101	87.71
13	**93**	G	2	**Rudolf ERNST**	Ralt RT1	**1:41.087**	10	10	**15.781**	1.215	86.65
14	**77**	C	3	**Andy SMITH**	March 742	**1:43.158**	4	4	**17.852**	2.071	84.91
15	**32**	E	1	**Adam SIMMONDS**	Lola T142	**1:44.971**	10	10	**19.665**	1.813	83.45
16	**11**	H	3	**Wil ARIF**	Van Diemen RF82	**1:45.135**	8	8	**19.829**	0.164	83.31
17	**111**	H	4	**Jeff WILLIAMS**	Van Diemen RF82	**1:45.759**	7	10	**20.453**	0.624	82.82
18	**7**	E	2	**Richard SUMMERS**	Lola T140	**1:47.120**	2	10	**21.814**	1.361	81.77
19	**76**	F	4	**Tim BARRY**	Trojan T102	**1:54.549**	2	8	**29.243**	7.429	76.47
20	**9**	I	1	**Judy LYONS**	Surtees TS9	**1:59.069**	7	7	**33.763**	4.520	73.56
21	**71**	F	5	**Simon TAYLOR**	Chevron B28	**2:01.709**	2	2	**36.403**	2.640	71.97
22	**20**	A	2	**John COTTRILL**	Brabham BT30	**2:11.768**	8	8	**46.462**	10.059	66.47

Brands Hatch GP
Circuit Length = 2.4332 miles
Start: 11:52 Flag 12:12 End: 12:14

Weather / Track : Sunny / Dry

These results are provisional until the conclusion of any judicial and technical matters.

Clerk Of Course : Julian Floyd		Timekeeper : Nick Palmer

Results can be found at www.tsl-timing.com

Printed - 12:15 Saturday, 29 June 2019

Legends of Brands Hatch Superprix

HSCC XL Aurora Trophy

QUALIFYING - RACE 7 - SECTOR ANALYSIS

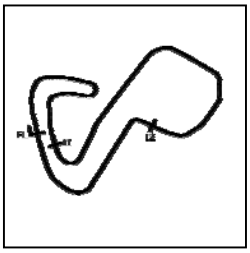

SECTOR 1 = FL to I1, SECTOR 2 = I1 to I2, SECTOR 3 = I2 to FL, DIFF = Difference To Personal Best Lap, P = Crossed Finish Line in Pit Lane, D = Time Disallowed

P1 64 F Michael LYONS Lola T400

IDEAL LAP TIME : 1:24.774 BEST LAP TIME : 1:25.306 DIFFERENCE : 0.532

LAP	SECTOR 1		SECTOR 2		SECTOR 3		LAP TIME		MPH	DIFF	TIME OF DAY
1 -	OUTLAP	99.1	46.316	96.9	20.705	142.1	1:45.405		83.10	20.099	11:54:08.067
2 -	27.389	117.9	38.351	101.5	20.367	141.5	1:26.107	(3)	101.73	0.801	11:55:34.174
3 -	28.291	104.2	41.622	72.9	21.827	140.6	1:31.740		95.48	6.434	11:57:05.914
4 -	26.986	***120.9***	***37.909***	103.8	IN PIT		8:36.843	P	16.94	7:11.537	12:05:42.757
5 -	OUTLAP	82.8	42.886	92.3	20.268	141.2	1:39.823		87.75	14.517	12:07:22.580
6 -	27.098	120.0	38.186	***105.5***	***20.022***	***142.4***	***1:25.306***	(1)	***102.68***		***12:08:47.886***
7 -	***26.843***	120.0	38.352	102.1	20.125	142.1	1:25.320	(2)	102.67	0.014	12:10:13.206

P2 18 C Timothy DE SILVA Chevron B35

IDEAL LAP TIME : 1:27.643 BEST LAP TIME : 1:27.762 DIFFERENCE : 0.119

LAP	SECTOR 1		SECTOR 2		SECTOR 3		LAP TIME		MPH	DIFF	TIME OF DAY
1 -	OUTLAP	87.2	44.941	80.4	22.005	133.9	1:46.235		82.45	18.473	11:54:11.254
2 -	28.984	112.0	40.548	90.3	21.127	135.5	1:30.659		96.62	2.897	11:55:41.913
3 -	28.226	113.7	41.072	88.0	22.220	134.4	1:31.518		95.71	3.756	11:57:13.431
4 -	28.418	113.3	40.277	89.1	27.804	71.8	1:36.499		90.77	8.737	11:58:49.930
5 -	39.548	69.6	59.157	49.7	44.438	68.9	2:23.143		61.19	55.381	12:01:13.073
6 -	56.781	35.6	1:15.965	48.5	41.452	78.1	2:54.198		50.28	1:26.436	12:04:07.271
7 -	50.914	43.6	1:02.081	67.5	26.821	128.8	2:19.816		62.65	52.054	12:06:27.087
8 -	30.013	106.5	42.732	90.5	22.371	128.8	1:35.116		92.09	7.354	12:08:02.203
9 -	28.442	113.5	39.659	92.3	20.879	134.4	1:28.980	(2)	98.44	1.218	12:09:31.183
10 -	27.934	115.3	***39.118***	***99.2***	***20.710***	***135.8***	***1:27.762***	(1)	***99.81***		***12:10:58.945***
11 -	***27.815***	***115.9***	39.580	82.7	23.013	131.8	1:30.408	(3)	96.89	2.646	12:12:29.353

P3 34 F Greg THORNTON Surtees TS11

IDEAL LAP TIME : 1:28.192 BEST LAP TIME : 1:28.333 DIFFERENCE : 0.141

LAP	SECTOR 1		SECTOR 2		SECTOR 3		LAP TIME		MPH	DIFF	TIME OF DAY
1 -	OUTLAP	88.1	46.319	71.6	23.496	128.0	1:47.647		81.37	19.314	11:54:23.087
2 -	29.711	109.6	41.767	89.4	21.357	138.3	1:32.835		94.35	4.502	11:55:55.922
3 -	28.513	110.0	40.920	90.0	21.217	141.5	1:30.650		96.63	2.317	11:57:26.572
4 -	***28.416***	118.1	41.959	68.2	32.047	64.8	1:42.422		85.52	14.089	11:59:08.994
5 -	42.777	82.3	59.265	54.7	32.259	102.9	2:14.301		65.22	45.968	12:01:23.295
6 -	47.738	36.9	1:15.700	47.3	42.679	74.8	2:46.117		52.73	1:17.784	12:04:09.412
7 -	50.340	37.4	1:01.299	61.0	26.674	127.0	2:18.313		63.33	49.980	12:06:27.725
8 -	30.901	103.2	41.929	89.2	22.015	131.8	1:34.845		92.35	6.512	12:08:02.570
9 -	29.168	113.7	39.536	93.0	20.806	144.0	1:29.510	(2)	97.86	1.177	12:09:32.080
10 -	28.557	114.5	***39.211***	***94.5***	***20.565***	144.9	***1:28.333***	(1)	***99.16***		***12:11:00.413***
11 -	28.613	***120.2***	40.317	88.8	20.891	***145.8***	1:29.821	(3)	97.52	1.488	12:12:30.234

P4 27 C Glenn EAGLING GRD 273

IDEAL LAP TIME : 1:29.489 BEST LAP TIME : 1:29.561 DIFFERENCE : 0.072

LAP	SECTOR 1		SECTOR 2		SECTOR 3		LAP TIME		MPH	DIFF	TIME OF DAY
1 -	OUTLAP	96.2	45.958	76.6	23.313	131.3	1:49.787		79.78	20.226	11:54:24.076
2 -	29.196	111.1	40.351	93.2	***21.493***	132.3	1:31.040	(3)	96.21	1.479	11:55:55.116
3 -	28.667	113.1	44.412	88.1	22.106	132.3	1:35.185		92.02	5.624	11:57:30.301
4 -	29.030	112.9	42.126	76.2	28.719	72.0	1:39.875		87.70	10.314	11:59:10.176
5 -	42.337	82.5	59.045	53.3	IN PIT		7:50.083	P	18.63	6:20.522	12:07:00.259
6 -	OUTLAP	109.6	41.564	93.9	21.838	131.8	1:41.022		86.71	11.461	12:08:41.281
7 -	28.411	***113.5***	39.776	89.9	21.647	***133.1***	1:29.834	(2)	97.51	0.273	12:10:11.115
8 -	28.567	112.2	41.843	86.2	21.787	132.6	1:32.197		95.01	2.636	12:11:43.312
9 -	***28.309***	112.4	***39.687***	***100.0***	21.565	132.8	***1:29.561***	(1)	***97.80***		***12:13:12.873***

P5 44 B Marc MERCER March 73B

IDEAL LAP TIME : 1:32.066 BEST LAP TIME : 1:32.066 DIFFERENCE : 0.000

LAP	SECTOR 1		SECTOR 2		SECTOR 3		LAP TIME		MPH	DIFF	TIME OF DAY
1 -	OUTLAP	86.8	49.386	75.6	26.092	123.1	1:54.620		76.42	22.554	11:54:47.135
2 -	32.432	98.5	45.956	80.3	24.230	124.5	1:42.618		85.36	10.552	11:56:29.753

Weather / Track : Sunny / Dry

Brands Hatch GP
Circuit Length = 2.4332 miles
Start: 11:52 Flag 12:12 End: 12:14

Legends of Brands Hatch Superprix

HSCC XL Aurora Trophy

QUALIFYING - RACE 7 - SECTOR ANALYSIS

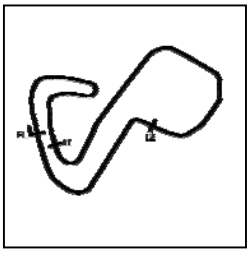

SECTOR 1 = FL to I1, SECTOR 2 = I1 to I2, SECTOR 3 = I2 to FL, DIFF = Difference To Personal Best Lap, P = Crossed Finish Line in Pit Lane, D = Time Disallowed

3 -	30.692	87.7	43.502	84.3	IN PIT		2:47.502	P	52.29	1:15.436	11:59:17.255
4 -	OUTLAP	87.9	56.055	51.6	34.065	88.7	2:09.224		67.78	37.158	12:01:26.479
5 -	45.639	43.0	1:15.688	48.7	42.380	73.9	2:43.707		53.50	1:11.641	12:04:10.186
6 -	50.862	37.7	1:00.658	65.3	26.853	123.5	2:18.373		63.30	46.307	12:06:28.559
7 -	30.646	101.9	44.456	87.6	23.238	124.5	1:38.340		89.07	6.274	12:08:06.899
8 -	30.448	106.1	41.912	84.9	22.708	126.8	1:35.068	(3)	92.14	3.002	12:09:41.967
9 -	29.051	107.8	41.657	91.4	22.084	***127.0***	1:32.792	(2)	94.40	0.726	12:11:14.759
10 -	***28.864***	***108.2***	***41.230***	***93.5***	***21.972***	126.1	***1:32.066***	(1)	***95.14***		***12:12:46.825***

P6 74 F Frank LYONS Gurney Eagle FA74

IDEAL LAP TIME : 1:34.995 BEST LAP TIME : 1:35.568 DIFFERENCE : 0.573

LAP	SECTOR 1		SECTOR 2		SECTOR 3		LAP TIME		MPH	DIFF	TIME OF DAY
1 -	OUTLAP	89.3	45.782	82.9	23.438	129.8	1:47.987		81.11	12.419	11:54:14.608
2 -	30.868	104.2	44.021	87.1	22.749	132.8	1:37.638		89.71	2.070	11:55:52.246
3 -	30.608	103.2	44.817	86.8	23.651	131.5	1:39.076		88.41	3.508	11:57:31.322
4 -	30.926	104.8	49.983	59.5	IN PIT		8:24.138	P	17.37	6:48.570	12:05:55.460
5 -	OUTLAP	92.1	45.195	***89.4***	22.725	129.5	1:44.893		83.51	9.325	12:07:40.353
6 -	30.280	103.0	***42.436***	88.0	23.839	126.8	1:36.555	(2)	90.72	0.987	12:09:16.908
7 -	***30.134***	***108.0***	43.009	86.4	***22.425***	***134.4***	***1:35.568***	(1)	***91.66***		***12:10:52.476***
8 -	30.643	105.8	43.056	84.0	23.445	125.9	1:37.144	(3)	90.17	1.576	12:12:29.620

P7 61 B Steve WORRAD Chevron B49

IDEAL LAP TIME : 1:36.026 BEST LAP TIME : 1:36.026 DIFFERENCE : 0.000

LAP	SECTOR 1		SECTOR 2		SECTOR 3		LAP TIME		MPH	DIFF	TIME OF DAY
1 -	OUTLAP	91.0	52.260	75.4	27.638	114.5	1:58.486		73.93	22.460	11:54:26.654
2 -	32.288	96.2	45.423	75.8	24.289	120.0	1:42.000		85.88	5.974	11:56:08.654
3 -	30.993	96.9	44.067	79.6	23.754	121.1	1:38.814	(3)	88.64	2.788	11:57:47.468
4 -	34.211	98.3	48.151	76.3	24.993	111.8	1:47.355		81.59	11.329	11:59:34.823
5 -	33.608	95.8	53.626	65.4	34.917	72.5	2:02.151		71.71	26.125	12:01:36.974
6 -	42.604	55.1	1:13.309	39.4	45.906	45.9	2:41.819		54.13	1:05.793	12:04:18.793
7 -	51.980	39.6	1:11.434	79.7	23.994	122.2	2:27.408		59.42	51.382	12:06:46.201
8 -	31.446	95.8	43.504	83.1	23.223	124.2	1:38.173	(2)	89.22	2.147	12:08:24.374
9 -	30.956	***102.2***	45.210	67.1	24.910	112.0	1:41.076		86.66	5.050	12:10:05.450
10 -	31.717	98.9	44.157	85.2	23.051	***124.5***	1:38.925		88.55	2.899	12:11:44.375
11 -	***30.314***	100.9	***42.752***	***88.1***	***22.960***	123.1	***1:36.026***	(1)	***91.22***		***12:13:20.401***

P8 56 H Ben STILES Van Diemen RF82

IDEAL LAP TIME : 1:35.964 BEST LAP TIME : 1:36.310 DIFFERENCE : 0.346

LAP	SECTOR 1		SECTOR 2		SECTOR 3		LAP TIME		MPH	DIFF	TIME OF DAY
1 -	OUTLAP	92.6	46.265	63.2	24.194	115.7	1:47.064		81.81	10.754	11:54:24.137
2 -	31.123	97.2	43.486	91.4	23.113	115.7	1:37.722	(3)	89.64	1.412	11:56:01.859
3 -	30.657	98.3	43.427	***94.6***	***22.913***	115.9	1:36.997	(2)	90.31	0.687	11:57:38.856
4 -	30.883	97.6	46.616	79.7	27.434	112.9	1:44.933		83.48	8.623	11:59:23.789
5 -	37.855	56.3	55.963	64.4	36.943	77.2	2:10.761		66.99	34.451	12:01:34.550
6 -	39.049	40.9	1:17.698	37.2	45.445	50.8	2:42.192		54.00	1:05.882	12:04:16.742
7 -	49.843	46.8	1:00.343	45.9	29.185	115.9	2:19.371		62.85	43.061	12:06:36.113
8 -	***30.469***	98.2	44.117	93.9	23.350	117.5	1:37.936		89.44	1.626	12:08:14.049
9 -	33.881	91.0	42.844	90.3	23.266	116.5	1:39.991		87.60	3.681	12:09:54.040
10 -	30.579	97.9	***42.582***	90.4	23.149	117.3	***1:36.310***	(1)	***90.95***		***12:11:30.350***
11 -	30.717	***99.2***	44.600	81.8	23.448	***118.1***	1:38.765		88.69	2.455	12:13:09.115

P9 82 H Paul SMITH Ralt RT3

IDEAL LAP TIME : 1:36.392 BEST LAP TIME : 1:36.555 DIFFERENCE : 0.163

LAP	SECTOR 1		SECTOR 2		SECTOR 3		LAP TIME		MPH	DIFF	TIME OF DAY
1 -	OUTLAP	88.3	46.276	84.9	23.479		1:48.447		80.77	11.892	11:54:11.853
2 -	31.303	99.1	43.790	85.7	23.182		1:38.275		89.13	1.720	11:55:50.128
3 -	30.637	100.3	43.939	***85.9***	23.667	119.1	1:38.243		89.16	1.688	11:57:28.371
4 -	30.891	96.6	51.756	63.4	30.049	83.4	1:52.696		77.72	16.141	11:59:21.067
5 -	39.945	62.3	56.086	64.5	IN PIT		6:39.356	P	21.93	5:02.801	12:06:00.423
6 -	OUTLAP	96.0	46.036	83.7	23.124	***119.8***	1:45.478		83.04	8.923	12:07:45.901

Weather / Track : Sunny / Dry

Brands Hatch GP
Circuit Length = 2.4332 miles
Start: 11:52 Flag 12:12 End: 12:14

Legends of Brands Hatch Superprix

HSCC XL Aurora Trophy

QUALIFYING - RACE 7 - SECTOR ANALYSIS

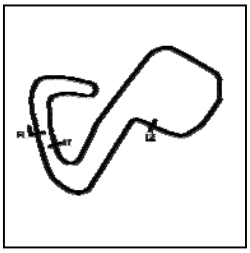

SECTOR 1 = FL to I1, SECTOR 2 = I1 to I2, SECTOR 3 = I2 to FL, DIFF = Difference To Personal Best Lap, P = Crossed Finish Line in Pit Lane, D = Time Disallowed

7 -	***30.374***	101.0	43.233	85.2	23.182	118.9	1:36.789	**(2)**	90.50	0.234	12:09:22.690
8 -	30.537	***101.8***	***43.096***	83.4	***22.922***	119.6	***1:36.555***	**(1)**	***90.72***		***12:10:59.245***
9 -	31.005	101.2	43.419	82.2	23.054		1:37.478	**(3)**	89.86	0.923	12:12:36.723

P10 55 G Jon FINCH — Ralt RT1

IDEAL LAP TIME : 1:39.659 BEST LAP TIME : 1:39.659 DIFFERENCE : 0.000

LAP	SECTOR 1		SECTOR 2		SECTOR 3		LAP TIME		MPH	DIFF	TIME OF DAY
1 -	OUTLAP	89.9	50.946	72.7	28.228	115.3	2:01.395		72.15	21.736	11:54:46.433
2 -	34.057	100.9	47.360	87.6	24.259	122.0	1:45.676		82.89	6.017	11:56:32.109
3 -	32.917	***104.2***	44.783	84.7	25.065	121.7	1:42.765		85.24	3.106	11:58:14.874
4 -	40.057	39.8	1:25.966	43.2	44.202	57.0	2:50.225		51.46	1:10.566	12:01:05.099
5 -	57.681	42.8	1:16.815	43.8	40.408	64.4	2:54.904		50.08	1:15.245	12:04:00.003
6 -	51.748	53.3	58.966	56.1	30.262	111.2	2:20.976		62.13	41.317	12:06:20.979
7 -	32.675	103.0	44.588	86.7	23.889	***124.5***	1:41.152		86.60	1.493	12:08:02.131
8 -	32.445	102.4	44.336	86.7	24.249	123.5	1:41.030	**(3)**	86.70	1.371	12:09:43.161
9 -	***31.456***	103.7	***44.331***	86.8	***23.872***	121.7	***1:39.659***	**(1)**	***87.89***		***12:11:22.820***
10 -	31.639	101.6	44.954	***89.2***	24.009	123.5	1:40.602	**(2)**	87.07	0.943	12:13:03.422

P11 99 A Daniel PYETT — Tecno F2

IDEAL LAP TIME : 1:39.384 BEST LAP TIME : 1:39.771 DIFFERENCE : 0.387

LAP	SECTOR 1		SECTOR 2		SECTOR 3		LAP TIME		MPH	DIFF	TIME OF DAY
1 -	OUTLAP	88.1	47.486	77.9	25.253	120.6	1:50.126		79.54	10.355	11:54:55.611
2 -	32.373	98.3	45.078	78.3	24.463	124.2	1:41.914	**(3)**	85.95	2.143	11:56:37.525
3 -	32.230	95.7	47.516	78.2	25.487	112.9	1:45.233		83.24	5.462	11:58:22.758
4 -	35.481	48.3	1:25.818	43.9	43.283	57.4	2:44.582		53.22	1:04.811	12:01:07.340
5 -	58.503	39.3	1:16.325	42.8	40.557	62.8	2:55.385		49.94	1:15.614	12:04:02.725
6 -	51.488	41.6	58.186	59.9	30.350	114.5	2:20.024		62.55	40.253	12:06:22.749
7 -	33.106	97.3	46.654	81.1	24.285	123.1	1:44.045		84.19	4.274	12:08:06.794
8 -	32.800	98.8	45.156	78.9	24.002	122.6	1:41.958		85.91	2.187	12:09:48.752
9 -	31.536	99.7	***45.070***	81.4	23.468	124.0	1:40.074	**(2)**	87.53	0.303	12:11:28.826
10 -	***31.132***	***101.8***	45.457	***83.5***	***23.182***	***124.5***	***1:39.771***	**(1)**	***87.79***		***12:13:08.597***

P12 57 B Robin LACKFORD — GRD 272

IDEAL LAP TIME : 1:39.485 BEST LAP TIME : 1:39.872 DIFFERENCE : 0.387

LAP	SECTOR 1		SECTOR 2		SECTOR 3		LAP TIME		MPH	DIFF	TIME OF DAY
1 -	OUTLAP	67.2	53.929	73.1	26.084	115.3	2:06.243		69.38	26.371	11:54:50.040
2 -	32.470	98.9	47.597	78.5	24.653	120.0	1:44.720		83.65	4.848	11:56:34.760
3 -	32.197	96.6	46.663	82.4	23.586	117.3	1:42.446		85.50	2.574	11:58:17.206
4 -	39.626	57.2	1:26.031	44.3	43.698	56.0	2:49.355		51.72	1:09.483	12:01:06.561
5 -	57.183	42.7	1:17.143	42.3	40.681	60.9	2:55.007		50.05	1:15.135	12:04:01.568
6 -	51.316	50.3	58.724	61.7	30.146	105.0	2:20.186		62.48	40.314	12:06:21.754
7 -	33.427	96.2	50.172	82.5	24.333	121.3	1:47.932		81.16	8.060	12:08:09.686
8 -	31.067	99.1	45.512	82.6	23.865	122.0	1:40.444	**(2)**	87.21	0.572	12:09:50.130
9 -	***30.729***	***99.7***	***45.368***	83.7	23.775	118.7	***1:39.872***	**(1)**	***87.71***		***12:11:30.002***
10 -	31.665	97.5	46.121	***88.5***	***23.388***	***122.4***	1:41.174	**(3)**	86.58	1.302	12:13:11.176

P13 93 G Rudolf ERNST — Ralt RT1

IDEAL LAP TIME : 1:40.620 BEST LAP TIME : 1:41.087 DIFFERENCE : 0.467

LAP	SECTOR 1		SECTOR 2		SECTOR 3		LAP TIME		MPH	DIFF	TIME OF DAY
1 -	OUTLAP	77.2	54.322	61.6	27.528	110.7	2:00.700		72.57	19.613	11:54:41.889
2 -	33.684	93.4	48.512	75.0	25.295	114.1	1:47.491		81.49	6.404	11:56:29.380
3 -	32.885	95.0	45.910	82.0	24.231	114.5	1:43.026	**(3)**	85.02	1.939	11:58:12.406
4 -	41.083	40.3	1:26.404	43.9	43.978	53.7	2:51.465		51.08	1:10.378	12:01:03.871
5 -	57.100	47.0	1:17.594	43.8	39.453	71.3	2:54.147		50.30	1:13.060	12:03:58.018
6 -	51.966	53.6	1:00.123	57.8	30.789	105.0	2:22.878		61.30	41.791	12:06:20.896
7 -	33.804	94.1	47.153	81.4	25.700	106.6	1:46.657		82.13	5.570	12:08:07.553
8 -	32.579	96.1	46.894	79.8	24.155	***117.1***	1:43.628		84.53	2.541	12:09:51.181
9 -	31.715	***96.5***	45.428	83.8	***24.118***	116.9	1:41.261	**(2)**	86.50	0.174	12:11:32.442
10 -	***31.497***	96.0	***45.005***	***87.2***	24.585	116.5	***1:41.087***	**(1)**	***86.65***		***12:13:13.529***

Weather / Track : Sunny / Dry

Brands Hatch GP
Circuit Length = 2.4332 miles
Start: 11:52 Flag 12:12 End: 12:14

Legends of Brands Hatch Superprix

HSCC XL Aurora Trophy

QUALIFYING - RACE 7 - SECTOR ANALYSIS

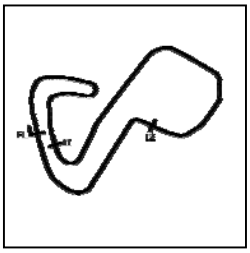

SECTOR 1 = FL to I1, SECTOR 2 = I1 to I2, SECTOR 3 = I2 to FL, DIFF = Difference To Personal Best Lap, P = Crossed Finish Line in Pit Lane, D = Time Disallowed

P14 77 C Andy SMITH — March 742

IDEAL LAP TIME : 1:35.134 BEST LAP TIME : 1:43.158 DIFFERENCE : 8.024

LAP	SECTOR 1		SECTOR 2		SECTOR 3		LAP TIME		MPH	DIFF	TIME OF DAY
1 -	OUTLAP	84.3	49.266	65.7	IN PIT		3:30.863	P	41.54	1:47.705	11:56:20.172
2 -	OUTLAP	62.8	57.785	74.8	IN PIT		12:02.178	P	12.12	10:19.020	12:08:22.350
3 -	OUTLAP	97.2	46.749	85.0	***23.060***	125.2	1:46.829		81.99	3.671	12:10:09.179
4 -	32.744	98.9	46.410	81.1	24.004	***127.0***	***1:43.158***	**(1)**	***84.91***		***12:11:52.337***

P15 32 E Adam SIMMONDS — Lola T142

IDEAL LAP TIME : 1:44.971 BEST LAP TIME : 1:44.971 DIFFERENCE : 0.000

LAP	SECTOR 1		SECTOR 2		SECTOR 3		LAP TIME		MPH	DIFF	TIME OF DAY
1 -	OUTLAP	78.8	54.180	68.4	27.704	115.1	2:03.116		71.15	18.145	11:54:41.538
2 -	35.987	84.6	51.269	69.4	25.680	119.8	1:52.936		77.56	7.965	11:56:34.474
3 -	35.305	83.4	49.861	72.7	26.272	98.1	1:51.438		78.60	6.467	11:58:25.912
4 -	38.740	64.9	1:20.863	44.3	43.133	51.6	2:42.736		53.82	57.765	12:01:08.648
5 -	58.549	38.6	1:15.845	44.5	40.605	60.4	2:54.999		50.05	1:10.028	12:04:03.647
6 -	51.793	45.0	58.866	67.9	30.315	114.9	2:20.974		62.13	36.003	12:06:24.621
7 -	34.849	84.4	48.358	73.4	25.132	***121.5***	1:48.339	**(3)**	80.85	3.368	12:08:12.960
8 -	36.938	71.5	49.930	77.4	25.448	118.1	1:52.316		77.99	7.345	12:10:05.276
9 -	33.943	***90.3***	47.637	***80.4***	24.770	118.7	1:46.350	**(2)**	82.36	1.379	12:11:51.626
10 -	***33.263***	***90.3***	***46.993***	79.5	***24.715***	120.2	***1:44.971***	**(1)**	***83.45***		***12:13:36.597***

P16 11 H Wil ARIF — Van Diemen RF82

IDEAL LAP TIME : 1:44.937 BEST LAP TIME : 1:45.135 DIFFERENCE : 0.198

LAP	SECTOR 1		SECTOR 2		SECTOR 3		LAP TIME		MPH	DIFF	TIME OF DAY
1 -	OUTLAP	85.1	57.851	57.1	IN PIT		6:42.318	P	21.77	4:57.183	11:59:18.521
2 -	OUTLAP	83.2	54.162	53.9	33.688	82.4	2:08.443		68.20	23.308	12:01:26.964
3 -	45.817	40.5	1:15.709	47.9	42.225	67.7	2:43.751		53.49	58.616	12:04:10.715
4 -	50.864	36.0	1:01.018	64.1	27.419	108.5	2:19.301		62.88	34.166	12:06:30.016
5 -	33.588	89.9	48.188	***82.2***	25.618	106.1	1:47.394	**(3)**	81.56	2.259	12:08:17.410
6 -	33.435	89.3	49.337	73.2	26.442	106.5	1:49.214		80.20	4.079	12:10:06.624
7 -	33.742	***90.5***	***46.911***	80.9	***25.424***	107.2	1:46.077	**(2)**	82.58	0.942	12:11:52.701
8 -	***32.602***	90.1	46.924	80.8	25.609	***109.2***	***1:45.135***	**(1)**	***83.31***		***12:13:37.836***

P17 111 H Jeff WILLIAMS — Van Diemen RF82

IDEAL LAP TIME : 1:44.828 BEST LAP TIME : 1:45.759 DIFFERENCE : 0.931

LAP	SECTOR 1		SECTOR 2		SECTOR 3		LAP TIME		MPH	DIFF	TIME OF DAY
1 -	OUTLAP	76.6	51.306	72.0	26.954	110.0	1:59.681		73.19	13.922	11:54:53.082
2 -	33.529	91.3	48.994	69.1	26.045	111.6	1:48.568		80.68	2.809	11:56:41.650
3 -	***32.608***	94.3	***47.371***	***77.4***	26.539	72.4	1:46.518	**(2)**	82.23	0.759	11:58:28.168
4 -	42.334	66.4	1:16.949	42.0	42.945	52.1	2:42.228		53.99	56.469	12:01:10.396
5 -	58.655	37.9	1:15.962	46.2	40.422	69.5	2:55.039		50.04	1:09.280	12:04:05.435
6 -	51.965	43.2	1:02.365	66.0	28.106	107.5	2:22.436		61.50	36.677	12:06:27.871
7 -	32.968	***95.4***	47.866	77.0	24.925	***114.5***	***1:45.759***	**(1)**	***82.82***		***12:08:13.630***
8 -	35.017	89.8	47.494	76.1	***24.849***	112.2	1:47.360	**(3)**	81.59	1.601	12:10:00.990
9 -	33.582	92.0	49.187	77.0	25.505	111.8	1:48.274		80.90	2.515	12:11:49.264
10 -	33.602	90.0	48.363	***77.4***	26.290	111.2	1:48.255		80.91	2.496	12:13:37.519

P18 7 E Richard SUMMERS — Lola T140

IDEAL LAP TIME : 1:46.814 BEST LAP TIME : 1:47.120 DIFFERENCE : 0.306

LAP	SECTOR 1		SECTOR 2		SECTOR 3		LAP TIME		MPH	DIFF	TIME OF DAY
1 -	OUTLAP	79.1	52.648	70.8	25.528	120.0	1:58.481		73.93	11.361	11:54:31.063
2 -	***34.434***	***87.8***	***47.864***	70.8	24.822	***123.8***	***1:47.120***	**(1)**	***81.77***		***11:56:18.183***
3 -	34.725	84.2	49.177	68.2	26.233	118.7	1:50.135	**(3)**	79.53	3.015	11:58:08.318
4 -	44.336	40.9	1:26.002	47.7	44.388	55.4	2:54.726		50.13	1:07.606	12:01:03.044
5 -	56.761	49.2	1:17.617	45.7	39.648	66.7	2:54.026		50.33	1:06.906	12:03:57.070
6 -	51.543	57.1	1:00.297	62.0	31.313	104.2	2:23.153		61.19	36.033	12:06:20.223
7 -	37.428	86.5	49.386	***73.1***	***24.516***	112.5	1:51.330		78.68	4.210	12:08:11.553
8 -	37.878	72.0	49.824	71.5	25.883	103.0	1:53.585		77.12	6.465	12:10:05.138

Weather / Track : Sunny / Dry

Brands Hatch GP
Circuit Length = 2.4332 miles
Start: 11:52 Flag 12:12 End: 12:14

Legends of Brands Hatch Superprix

HSCC XL Aurora Trophy

QUALIFYING - RACE 7 - SECTOR ANALYSIS

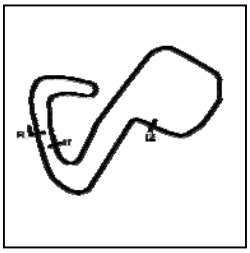

SECTOR 1 = FL to I1, SECTOR 2 = I1 to I2, SECTOR 3 = I2 to FL, DIFF = Difference To Personal Best Lap, P = Crossed Finish Line in Pit Lane, D = Time Disallowed

9 -	37.535	69.6	50.316	71.6	24.696	121.1	1:52.547		77.83	5.427	12:11:57.685
10 -	34.503	87.7	48.609	72.2	25.291	102.2	1:48.403	(2)	80.80	1.283	12:13:46.088

P19 76 F Tim BARRY Trojan T102

IDEAL LAP TIME : 1:53.499 BEST LAP TIME : 1:54.549 DIFFERENCE : 1.050

LAP	SECTOR 1		SECTOR 2		SECTOR 3		LAP TIME		MPH	DIFF	TIME OF DAY
1 -	OUTLAP	77.9	55.219	69.3	28.595	101.9	2:04.814		70.18	10.265	11:54:36.272
2 -	36.920	***84.4***	***50.514***	***78.6***	27.115	111.2	***1:54.549***	**(1)**	***76.47***		***11:56:30.821***
3 -	***36.705***	78.1	51.342	76.7	28.865	72.2	1:56.912	**(2)**	74.92	2.363	11:58:27.733
4 -	42.043	69.1	1:16.890	44.6	42.837	51.5	2:41.770		54.14	47.221	12:01:09.503
5 -	58.654	38.4	1:15.993	48.1	40.390	71.1	2:55.037		50.04	1:00.488	12:04:04.540
6 -	52.016	44.8	1:02.418	69.4	28.510	93.4	2:22.944	**(3)**	61.28	28.395	12:06:27.484
7 -	39.193	72.6	1:39.618	61.6	IN PIT		4:28.724	**P**	32.59	2:34.175	12:10:56.208
8 -	OUTLAP	80.2	51.546	69.9	***26.280***	***117.7***	2:02.665		71.41	8.116	12:12:58.873

P20 9 I Judy LYONS Surtees TS9

IDEAL LAP TIME : 1:59.069 BEST LAP TIME : 1:59.069 DIFFERENCE : 0.000

LAP	SECTOR 1		SECTOR 2		SECTOR 3		LAP TIME		MPH	DIFF	TIME OF DAY
1 -	OUTLAP	71.6	1:03.609	56.5	33.583	91.1	2:25.441		60.22	26.372	11:54:55.279
2 -	39.334	86.2	56.602	63.7	29.587	94.3	2:05.523	**(2)**	69.78	6.454	11:57:00.802
3 -	38.199	80.0	56.503	57.9	33.258	65.4	2:07.960	**(3)**	68.45	8.891	11:59:08.762
4 -	42.644	78.8	59.135	57.2	IN PIT		6:50.677	**P**	21.33	4:51.608	12:05:59.439
5 -	OUTLAP	82.4	54.558	67.8	30.947	92.0	2:07.326		68.79	8.257	12:08:06.765
6 -	42.231	65.1	59.942	***69.1***	30.423	***99.7***	2:12.596		66.06	13.527	12:10:19.361
7 -	***36.776***	***86.8***	***53.598***	66.8	***28.695***	96.6	***1:59.069***	**(1)**	***73.56***		***12:12:18.430***

P21 71 F Simon TAYLOR Chevron B28

IDEAL LAP TIME : 1:58.398 BEST LAP TIME : 2:01.709 DIFFERENCE : 3.311

LAP	SECTOR 1		SECTOR 2		SECTOR 3		LAP TIME		MPH	DIFF	TIME OF DAY
1 -	OUTLAP	69.8	54.250	66.3	***28.755***	***94.7***	2:10.493		67.12	8.784	11:55:20.736
2 -	***39.340***	***88.5***	***50.303***	***67.8***	32.066	48.7	***2:01.709***	**(1)**	***71.97***		***11:57:22.445***

P22 20 A John COTTRILL Brabham BT30

IDEAL LAP TIME : 2:09.170 BEST LAP TIME : 2:11.768 DIFFERENCE : 2.598

LAP	SECTOR 1		SECTOR 2		SECTOR 3		LAP TIME		MPH	DIFF	TIME OF DAY
1 -	OUTLAP	57.5	1:07.613	60.0	35.429	78.3	2:36.816		55.86	25.048	11:55:19.801
2 -	46.686	68.6	1:06.076	63.0	33.158	95.8	2:25.920		60.03	14.152	11:57:45.721
3 -	44.674	61.4	1:16.309	50.8	42.402	62.3	2:43.385		53.61	31.617	12:00:29.106
4 -	49.174	57.8	1:09.574	51.0	40.054	51.6	2:38.802		55.16	27.034	12:03:07.908
5 -	49.883	63.0	1:08.614	52.3	37.468	70.1	2:35.965		56.16	24.197	12:05:43.873
6 -	44.260	68.3	1:02.135	***67.2***	33.010	84.0	2:19.405	**(2)**	62.83	7.637	12:08:03.278
7 -	46.933	55.0	1:04.762	63.9	***30.854***	***103.5***	2:22.549	**(3)**	61.45	10.781	12:10:25.827
8 -	***40.338***	***75.1***	***57.978***	65.8	33.452	88.6	***2:11.768***	**(1)**	***66.47***		***12:12:37.595***

Weather / Track : Sunny / Dry

Brands Hatch GP
Circuit Length = 2.4332 miles
Start: 11:52 Flag 12:12 End: 12:14

Legends of Brands Hatch Superprix

HSCC XL Aurora Trophy

QUALIFYING - RACE 7 - BEST SECTORS

	SECTOR 1			SECTOR 2			SECTOR 3			IDEAL / BEST COMPARISON					
POS	NO	NAME	TIME	NO	NAME	TIME	NO	NAME	TIME	POS	NO	NAME	IDEAL	BEST	DIFF
												PERFECT LAP	1:24.774		
1	64	LYONS	26.843	64	LYONS	37.909	64	LYONS	20.022	1	64	LYONS	1:24.774	1:25.306	0.532
2	18	DE SILVA	27.815	18	DE SILVA	39.118	34	THORNTON	20.565	2	18	DE SILVA	1:27.643	1:27.762	0.119
3	27	EAGLING	28.309	34	THORNTON	39.211	18	DE SILVA	20.710	3	34	THORNTON	1:28.192	1:28.333	0.141
4	34	THORNTON	28.416	27	EAGLING	39.687	27	EAGLING	21.493	4	27	EAGLING	1:29.489	1:29.561	0.072
5	44	MERCER	28.864	44	MERCER	41.230	44	MERCER	21.972	5	44	MERCER	1:32.066	1:32.066	0.000
6	74	LYONS	30.134	77	SMITH	41.500	74	LYONS	22.425	6	74	LYONS	1:34.995	1:35.568	0.573
7	61	WORRAD	30.314	74	LYONS	42.436	56	STILES	22.913	7	77	SMITH	1:35.134	1:43.158	8.024
8	82	SMITH	30.374	56	STILES	42.582	82	SMITH	22.922	8	56	STILES	1:35.964	1:36.310	0.346
9	56	STILES	30.469	61	WORRAD	42.752	61	WORRAD	22.960	9	61	WORRAD	1:36.026	1:36.026	0.000
10	77	SMITH	30.574	82	SMITH	43.096	77	SMITH	23.060	10	82	SMITH	1:36.392	1:36.555	0.163
11	57	LACKFORD	30.729	55	FINCH	44.331	99	PYETT	23.182	11	99	PYETT	1:39.384	1:39.771	0.387
12	99	PYETT	31.132	93	ERNST	45.005	57	LACKFORD	23.388	12	57	LACKFORD	1:39.485	1:39.872	0.387
13	55	FINCH	31.456	99	PYETT	45.070	55	FINCH	23.872	13	55	FINCH	1:39.659	1:39.659	0.000
14	93	ERNST	31.497	57	LACKFORD	45.368	93	ERNST	24.118	14	93	ERNST	1:40.620	1:41.087	0.467
15	11	ARIF	32.602	11	ARIF	46.911	7	SUMMERS	24.516	15	111	WILLIAMS	1:44.828	1:45.759	0.931
16	111	WILLIAMS	32.608	32	SIMMONDS	46.993	32	SIMMONDS	24.715	16	11	ARIF	1:44.937	1:45.135	0.198
17	32	SIMMONDS	33.263	111	WILLIAMS	47.371	111	WILLIAMS	24.849	17	32	SIMMONDS	1:44.971	1:44.971	0.000
18	7	SUMMERS	34.434	7	SUMMERS	47.864	11	ARIF	25.424	18	7	SUMMERS	1:46.814	1:47.120	0.306
19	76	BARRY	36.705	71	TAYLOR	50.303	76	BARRY	26.280	19	76	BARRY	1:53.499	1:54.549	1.050
20	9	LYONS	36.776	76	BARRY	50.514	9	LYONS	28.695	20	71	TAYLOR	1:58.398	2:01.709	3.311
21	71	TAYLOR	39.340	9	LYONS	53.598	71	TAYLOR	28.755	21	9	LYONS	1:59.069	1:59.069	0.000
22	20	COTTRILL	40.338	20	COTTRILL	57.978	20	COTTRILL	30.854	22	20	COTTRILL	2:09.170	2:11.768	2.598

Weather / Track : Sunny / Dry

Brands Hatch GP
Circuit Length = 2.4332 miles
Start: 11:52 Flag 12:12 End: 12:14

Results can be found at www.tsl-timing.com

Printed - 12:16 Saturday, 29 June 2019

Legends of Brands Hatch Superprix

HSCC XL Aurora Trophy

QUALIFYING - RACE 7 - BEST SPEEDS

	INTERMEDIATE 1			INTERMEDIATE 2			FINISH LINE		
POS	NO	NAME	MPH	NO	NAME	MPH	NO	NAME	MPH
1	64	LYONS	120.9	64	LYONS	105.5	34	THORNTON	145.8
2	34	THORNTON	120.2	27	EAGLING	100.0	64	LYONS	142.4
3	18	DE SILVA	115.9	18	DE SILVA	99.2	18	DE SILVA	135.8
4	27	EAGLING	113.5	56	STILES	94.6	74	LYONS	134.4
5	44	MERCER	108.2	34	THORNTON	94.5	27	EAGLING	133.1
6	74	LYONS	108.0	44	MERCER	93.5	44	MERCER	127.0
7	77	SMITH	105.1	77	SMITH	93.5	77	SMITH	127.0
8	55	FINCH	104.2	74	LYONS	89.4	61	WORRAD	124.5
9	61	WORRAD	102.2	55	FINCH	89.2	55	FINCH	124.5
10	82	SMITH	101.8	57	LACKFORD	88.5	99	PYETT	124.5
11	99	PYETT	101.8	61	WORRAD	88.1	7	SUMMERS	123.8
12	57	LACKFORD	99.7	93	ERNST	87.2	57	LACKFORD	122.4
13	56	STILES	99.2	82	SMITH	85.9	32	SIMMONDS	121.5
14	93	ERNST	96.5	99	PYETT	83.5	82	SMITH	119.8
15	111	WILLIAMS	95.4	11	ARIF	82.2	56	STILES	118.1
16	11	ARIF	90.5	32	SIMMONDS	80.4	76	BARRY	117.7
17	32	SIMMONDS	90.3	76	BARRY	78.6	93	ERNST	117.1
18	71	TAYLOR	88.5	111	WILLIAMS	77.4	111	WILLIAMS	114.5
19	7	SUMMERS	87.8	7	SUMMERS	73.1	11	ARIF	109.2
20	9	LYONS	86.8	9	LYONS	69.1	20	COTTRILL	103.5
21	76	BARRY	84.4	71	TAYLOR	67.8	9	LYONS	99.7
22	20	COTTRILL	75.1	20	COTTRILL	67.2	71	TAYLOR	94.7

Weather / Track : Sunny / Dry

Brands Hatch GP
Circuit Length = 2.4332 miles
Start: 11:52 Flag 12:12 End: 12:14

Results can be found at www.tsl-timing.com

Printed - 12:17 Saturday, 29 June 2019

Legends of Brands Hatch Superprix

HSCC XL Aurora Trophy

QUALIFYING - RACE 7 - STATISTICS

Competitors Started	22
Planned Start	2019-06-29 @ 11:45:00.000
Actual Start	2019-06-29 @ 11:52:14.670
Finish Time	2019-06-29 @ 12:12:16.852
Track Length	2.4332mi.
Total Laps	194
Total Distance Covered	472.0581mi.

Session Fastest Lap History

NO	CL	NAME	LAP TIME	TIME OF DAY	LAP	VEHICLE
64	F	**Michael LYONS**	**1:26.107**	11:55:34.188	2	Lola T400
64	F	**Michael LYONS**	**1:25.306**	12:08:47.896	6	Lola T400

Flag History

TYPE	TIME OF DAY
GREEN	11:52:14.670
SAFETY	11:58:12.793
GREEN	12:06:16.445
FINISH	12:12:16.852

Flag Statistics

TYPE	COUNT	TOTAL LAPS	TOTAL TIME
Green	2	8	14:25.461
Red	0	0	0.000
Safety Car	1	3	8:03.651
FCY	0	0	0.000

Brands Hatch GP
Circuit Length = 2.4332 miles
Start: 11:52 Flag 12:12 End: 12:14

Weather / Track : Sunny / Dry

These results are provisional until the conclusion of any judicial and technical matters.

Clerk Of Course : Julian Floyd		Timekeeper : Nick Palmer

Legends of Brands Hatch Superprix

HSCC XL Aurora Trophy

QUALIFYING - RACE 7 - STATISTICS

CLASS : A

2 Starters

Fastest Lap History

NO	NAME	LAP TIME	TIME OF DAY	LAP	VEHICLE
99	**Daniel PYETT**	**1:41.914**	11:56:37.538	2	Tecno F2
99	**Daniel PYETT**	**1:40.074**	12:11:28.839	9	Tecno F2
99	**Daniel PYETT**	**1:39.771**	12:13:08.610	10	Tecno F2

Brands Hatch GP

Weather / Track : Sunny / Dry

Circuit Length = 2.4332 miles

These results are provisional until the conclusion of any judicial and technical matters.

Start: 11:52 Flag 12:12 End: 12:14

Clerk Of Course : Julian Floyd		Timekeeper : Nick Palmer

Legends of Brands Hatch Superprix

HSCC XL Aurora Trophy

QUALIFYING - RACE 7 - STATISTICS

CLASS : B

3 Starters

Fastest Lap History

NO	NAME	LAP TIME	TIME OF DAY	LAP	VEHICLE
61	**Steve WORRAD**	**1:42.000**	11:56:08.682	2	Chevron B49
61	**Steve WORRAD**	**1:38.814**	11:57:47.496	3	Chevron B49
44	**Marc MERCER**	**1:38.340**	12:08:06.910	7	March 73B
61	**Steve WORRAD**	**1:38.173**	12:08:24.401	8	Chevron B49
44	**Marc MERCER**	**1:35.068**	12:09:41.980	8	March 73B
44	**Marc MERCER**	**1:32.792**	12:11:14.773	9	March 73B
44	**Marc MERCER**	**1:32.066**	12:12:46.838	10	March 73B

Brands Hatch GP

Weather / Track : Sunny / Dry

Circuit Length = 2.4332 miles

These results are provisional until the conclusion of any judicial and technical matters.

Start: 11:52 Flag 12:12 End: 12:14

Clerk Of Course : Julian Floyd		Timekeeper : Nick Palmer

Legends of Brands Hatch Superprix

HSCC XL Aurora Trophy

QUALIFYING - RACE 7 - STATISTICS

CLASS : C

3 Starters

Fastest Lap History

NO	NAME	LAP TIME	TIME OF DAY	LAP	VEHICLE
18	**Timothy DE SILVA**	**1:30.659**	11:55:41.919	2	Chevron B35
18	**Timothy DE SILVA**	**1:28.980**	12:09:31.190	9	Chevron B35
18	**Timothy DE SILVA**	**1:27.762**	12:10:58.952	10	Chevron B35

Brands Hatch GP

Weather / Track : Sunny / Dry

Circuit Length = 2.4332 miles

These results are provisional until the conclusion of any judicial and technical matters.

Start: 11:52 Flag 12:12 End: 12:14

Clerk Of Course : Julian Floyd		Timekeeper : Nick Palmer

Legends of Brands Hatch Superprix

HSCC XL Aurora Trophy

QUALIFYING - RACE 7 - STATISTICS

CLASS : E

2 Starters

Fastest Lap History

NO	NAME	LAP TIME	TIME OF DAY	LAP	VEHICLE
7	**Richard SUMMERS**	**1:47.120**	11:56:18.203	2	Lola T140
32	**Adam SIMMONDS**	**1:46.350**	12:11:51.646	9	Lola T142
32	**Adam SIMMONDS**	**1:44.971**	12:13:36.617	10	Lola T142

Brands Hatch GP

Weather / Track : Sunny / Dry

Circuit Length = 2.4332 miles

These results are provisional until the conclusion of any judicial and technical matters.

Start: 11:52 Flag 12:12 End: 12:14

Clerk Of Course : Julian Floyd		Timekeeper : Nick Palmer

Legends of Brands Hatch Superprix

HSCC XL Aurora Trophy

QUALIFYING - RACE 7 - STATISTICS

CLASS : F

5 Starters

Fastest Lap History

NO	NAME	LAP TIME	TIME OF DAY	LAP	VEHICLE
64	**Michael LYONS**	**1:26.107**	11:55:34.188	2	Lola T400
64	**Michael LYONS**	**1:25.306**	12:08:47.896	6	Lola T400

Brands Hatch GP

Weather / Track : Sunny / Dry

Circuit Length = 2.4332 miles

These results are provisional until the conclusion of any judicial and technical matters.

Start: 11:52 Flag 12:12 End: 12:14

Clerk Of Course : Julian Floyd		Timekeeper : Nick Palmer

Legends of Brands Hatch Superprix

HSCC XL Aurora Trophy

QUALIFYING - RACE 7 - STATISTICS

CLASS : G

2 Starters

Fastest Lap History

NO	NAME	LAP TIME	TIME OF DAY	LAP	VEHICLE
93	**Rudolf ERNST**	**1:47.491**	11:56:29.393	2	Ralt RT1
55	**Jon FINCH**	**1:45.676**	11:56:32.124	2	Ralt RT1
93	**Rudolf ERNST**	**1:43.026**	11:58:12.418	3	Ralt RT1
55	**Jon FINCH**	**1:42.765**	11:58:14.889	3	Ralt RT1
55	**Jon FINCH**	**1:41.152**	12:08:02.144	7	Ralt RT1
55	**Jon FINCH**	**1:41.030**	12:09:43.175	8	Ralt RT1
55	**Jon FINCH**	**1:39.659**	12:11:22.835	9	Ralt RT1

Brands Hatch GP

Weather / Track : Sunny / Dry

Circuit Length = 2.4332 miles

These results are provisional until the conclusion of any judicial and technical matters.

Start: 11:52 Flag 12:12 End: 12:14

Clerk Of Course : Julian Floyd		Timekeeper : Nick Palmer

Legends of Brands Hatch Superprix

HSCC XL Aurora Trophy

QUALIFYING - RACE 7 - STATISTICS

CLASS : I

1 Starters

Fastest Lap History

NO	NAME	LAP TIME	TIME OF DAY	LAP	VEHICLE
9	**Judy LYONS**	**2:05.523**	11:57:00.826	2	Surtees TS9
9	**Judy LYONS**	**1:59.069**	12:12:18.452	7	Surtees TS9

Brands Hatch GP

Weather / Track : Sunny / Dry

Circuit Length = 2.4332 miles

These results are provisional until the conclusion of any judicial and technical matters.

Start: 11:52 Flag 12:12 End: 12:14

Clerk Of Course : Julian Floyd		Timekeeper : Nick Palmer

Legends of Brands Hatch Superprix

HSCC XL Aurora Trophy

QUALIFYING - RACE 7 - STATISTICS

CLASS : H

4 Starters

Fastest Lap History

NO	NAME	LAP TIME	TIME OF DAY	LAP	VEHICLE
82	**Paul SMITH**	**1:38.275**	11:55:50.131	2	Ralt RT3
56	**Ben STILES**	**1:37.722**	11:56:01.875	2	Van Diemen RF82
56	**Ben STILES**	**1:36.997**	11:57:38.873	3	Van Diemen RF82
82	**Paul SMITH**	**1:36.789**	12:09:22.696	7	Ralt RT3
82	**Paul SMITH**	**1:36.555**	12:10:59.251	8	Ralt RT3
56	**Ben STILES**	**1:36.310**	12:11:30.365	10	Van Diemen RF82

Brands Hatch GP

Weather / Track : Sunny / Dry

Circuit Length = 2.4332 miles

These results are provisional until the conclusion of any judicial and technical matters.

Start: 11:52 Flag 12:12 End: 12:14

Clerk Of Course : Julian Floyd		Timekeeper : Nick Palmer

Sheet No:

Legends of Brands Hatch Superprix

HSCC XL Aurora Trophy

RACE 7 - GRID (20 minutes)

ROW 11	21	71	Simon TAYLOR (2:01.709)	22	20	John COTTRILL (2:11.768)	
ROW 10	19	76	Tim BARRY (1:54.549)	20	9	Judy LYONS (1:59.069)	
ROW 9	17	111	Jeff WILLIAMS (1:45.759)	18	7	Richard SUMMERS (1:47.120)	
ROW 8	15	32	Adam SIMMONDS (1:44.971)	16	11	Wil ARIF (1:45.135)	
ROW 7	13	93	Rudolf ERNST (1:41.087)	14	77	Andy SMITH (1:43.158)	
ROW 6	11	99	Daniel PYETT (1:39.771)	12	57	Robin LACKFORD (1:39.872)	
ROW 5	9	82	Paul SMITH (1:36.555)	10	55	Jon FINCH (1:39.659)	
ROW 4	7	61	Steve WORRAD (1:36.026)	8	56	Ben STILES (1:36.310)	
ROW 3	5	44	Marc MERCER (1:32.066)	6	74	Frank LYONS (1:35.568)	
ROW 2	3	34	Greg THORNTON (1:28.333)	4	27	Glenn EAGLING (1:29.561)	
ROW 1	1	64	Michael LYONS (1:25.306)	2	18	Timothy DE SILVA (1:27.762)	
			Pole				

Brands Hatch GP
Circuit Length = 2.4332 miles

These results are provisional until the conclusion of any judicial and technical matters.

Clerk Of Course :		Timekeeper : Nick Palmer

Results can be found at www.tsl-timing.com

Printed - 12:17 Saturday, 29 June 2019

Sheet No:

Legends of Brands Hatch Superprix

HSCC XL Aurora Trophy

RACE 7 - CLASSIFICATION

POS	NO	CL	PIC	NAME	ENTRY	LAPS	TIME	GAP	DIFF	MPH	BEST	ON
1	**64**	F	1	Michael LYONS	Lola T400	**11**	16:07.197			99.62	**1:26.192**	5
2	**18**	C	1	Timothy DE SILVA	Chevron B35	**11**	16:28.465	**21.268**	21.268	97.48	**1:27.704**	3
3	**77**	C	2	Andy SMITH	March 742	**11**	16:51.421	**44.224**	22.956	95.27	**1:28.639**	9
4	**61**	B	1	Steve WORRAD	Chevron B49	**10**	16:17.644	**1 Lap**	1 Lap	89.60	**1:35.309**	3
5	**74**	F	2	Frank LYONS	Gurney Eagle FA74	**10**	16:28.153	**1 Lap**	10.509	88.64	**1:36.184**	2
6	**82**	H	1	Paul SMITH	Ralt RT3	**10**	16:28.959	**1 Lap**	0.806	88.57	**1:35.926**	3
7	**56**	H	2	Ben STILES	Van Diemen RF82	**10**	16:29.832	**1 Lap**	0.873	88.49	**1:36.300**	3
8	**71**	F	3	Simon TAYLOR	Chevron B28	**10**	16:37.721	**1 Lap**	7.889	87.79	**1:35.748**	6
9	**55**	G	1	Jon FINCH	Ralt RT1	**10**	16:49.119	**1 Lap**	11.398	86.80	**1:39.070**	10
10	**99**	A	1	Daniel PYETT	Tecno F2	**10**	16:49.150	**1 Lap**	0.031	86.80	**1:38.548**	10
11	**44**	B	2	Marc MERCER	March 73B	**10**	16:50.913	**1 Lap**	1.763	86.65	**1:30.656**	7
12	**93**	G	2	Rudolf ERNST	Ralt RT1	**10**	17:03.240	**1 Lap**	12.327	85.60	**1:39.919**	7
13	**57**	B	3	Robin LACKFORD	GRD 272	**10**	17:08.983	**1 Lap**	5.743	85.13	**1:40.134**	8
14	**76**	F	4	Tim BARRY	Trojan T102	**10**	17:27.672	**1 Lap**	18.689	83.61	**1:41.343**	9
15	**111**	H	3	Jeff WILLIAMS	Van Diemen RF82	**10**	17:37.613	**1 Lap**	9.941	82.82	**1:43.742**	10
16	**11**	H	4	Wil ARIF	Van Diemen RF82	**10**	17:38.462	**1 Lap**	0.849	82.76	**1:43.740**	10
17	**7**	E	1	Richard SUMMERS	Lola T140	**10**	17:59.600	**1 Lap**	21.138	81.13	**1:44.701**	4
18	**32**	E	2	Adam SIMMONDS	Lola T142	**9**	16:36.756	**2 Laps**	1 Lap	79.09	**1:47.466**	9
19	**9**	I	1	Judy LYONS	Surtees TS9	**8**	16:39.522	**3 Laps**	1 Lap	70.11	**2:00.836**	2
20	**20**	A	2	John COTTRILL	Brabham BT30	**8**	17:33.353	**3 Laps**	53.831	66.52	**2:00.356**	2
					NOT CLASSIFIED							
DNF	**27**	C		Glenn EAGLING	GRD 273	**10**	15:16.512	**1 Lap**	0.000	95.57	**1:30.425**	9
DNF	**34**	E		Greg THORNTON	Surtees TS11	**4**	6:00.620	**7 Laps**	6 Laps	97.16	**1:28.252**	3

FASTEST LAP

64	F	Michael LYONS	Lola T400	**5**	1:26.192	101.63 mph	163.56 kph
18	C	Timothy DE SILVA	Chevron B35	**3**	1:27.704	99.87 mph	160.74 kph
34	E	Greg THORNTON	Surtees TS11	**3**	1:28.252	99.25 mph	159.74 kph
44	B	Marc MERCER	March 73B	**7**	1:30.656	96.62 mph	155.50 kph
82	H	Paul SMITH	Ralt RT3	**3**	1:35.926	91.31 mph	146.96 kph
99	A	Daniel PYETT	Tecno F2	**10**	1:38.548	88.88 mph	143.05 kph
55	G	Jon FINCH	Ralt RT1	**10**	1:39.070	88.42 mph	142.29 kph
9	I	Judy LYONS	Surtees TS9	**2**	2:00.836	72.49 mph	116.66 kph

Brands Hatch GP
Circuit Length = 2.4332 miles
Start: 17:43 Flag 18:00 End: 18:02

Weather / Track : Sunny / Dry

These results are provisional until the conclusion of any judicial and technical matters.

Clerk Of Course : Julian Floyd		Timekeeper : Nick Palmer

Results can be found at www.tsl-timing.com

Printed - 18:02 Saturday, 29 June 2019

Legends of Brands Hatch Superprix

HSCC XL Aurora Trophy

RACE 7 - LAP CHART

LAP 1		@ 17:45:28.942
NO	BEHIND	LAP TIME
64		1:31.009
18	2.135	1:33.144
34	2.997	1:34.006
27	4.797	1:35.806
44	6.926	1:37.935
74	8.982	1:39.991
61	11.182	1:42.191
77	11.301	1:42.310
56	12.764	1:43.773
82	14.659	1:45.668
55	16.476	1:47.485
99	18.790	1:49.799
57	19.368	1:50.377
93	20.266	1:51.275
11	21.635	1:52.644
111	22.871	1:53.880
7	23.430	1:54.439
76	27.142	1:58.151
71	28.919	1:59.928
32	29.001	2:00.010
9	38.528	2:09.537
20	41.794	2:12.803

LAP 2		@ 17:46:55.517
NO	BEHIND	LAP TIME
64		1:26.575
18	3.327	1:27.767
34	5.324	1:28.902
27	8.809	1:30.587
44	12.253	1:31.902
74	18.591	1:36.184
77	18.804	1:34.078
61	20.941	1:36.334
56	23.363	1:37.174
82	24.332	1:36.248
55	30.756	1:40.855
99	34.074	1:41.859
57	34.344	1:41.551
93	35.561	1:41.870
11	39.423	1:44.363
111	41.283	1:44.987
71	42.467	1:40.123
7	42.715	1:45.860
76	49.177	1:48.610
32	54.196	1:51.770
9	1:12.789	2:00.836
20	1:15.575	2:00.356

LAP 3		@ 17:48:21.944
NO	BEHIND	LAP TIME
64		1:26.427
18	4.604	1:27.704
34	7.149	1:28.252
27	13.023	1:30.641
44	16.837	1:31.011
77	22.433	1:30.056
74	29.214	1:37.050
61	29.823	1:35.309
56	33.236	1:36.300
82	33.831	1:35.926
55	44.068	1:39.739
57	48.665	1:40.748
99	49.229	1:41.582
93	50.444	1:41.310
71	56.113	1:40.073
11	57.719	1:44.723
111	59.893	1:45.037
7	1:01.131	1:44.843
76	1:07.804	1:45.054
32	1:18.213	1:50.444

LAP 4		@ 17:49:49.813
NO	BEHIND	LAP TIME
64		1:27.869
18	5.901	1:29.166
34	8.740	1:29.460
27	18.407	1:33.253
44	20.227	1:31.259
9	1 Lap	2:01.757
77	24.727	1:30.163
20	1 Lap	2:08.308
74	39.608	1:38.263
61	41.304	1:39.350
56	41.845	1:36.478
82	42.308	1:36.346
55	56.055	1:39.856
99	1:01.139	1:39.779
57	1:02.139	1:41.343
93	1:02.562	1:39.987
71	1:05.378	1:37.134
11	1:14.752	1:44.902
111	1:17.087	1:45.063
7	1:17.963	1:44.701
76	1:22.527	1:42.592

LAP 5		@ 17:51:16.005
NO	BEHIND	LAP TIME
64		1:26.192
18	9.468	1:29.759
32	1 Lap	1:50.521
27	23.413	1:31.198
44	24.714	1:30.679
77	27.770	1:29.235
74	52.650	1:39.234
61	53.043	1:37.931
82	53.339	1:37.223
56	53.834	1:38.181
9	1 Lap	2:04.303
55	1:09.598	1:39.735
20	1 Lap	2:10.515
99	1:14.085	1:39.138
71	1:18.445	1:39.259
57	1:19.244	1:43.297
93	1:19.862	1:43.492

Weather / Track : Sunny / Dry

Brands Hatch GP
Circuit Length = 2.4332 miles
Start: 17:43 Flag 18:00 End: 18:02

Legends of Brands Hatch Superprix

HSCC XL Aurora Trophy

RACE 7 - LAP CHART

LAP 6		@ 17:52:44.342
NO	BEHIND	LAP TIME
64		1:28.337
11	1 Lap	1:45.586
111	1 Lap	1:45.497
18	9.093	1:27.962
7	1 Lap	1:46.164
76	1 Lap	1:43.018
27	26.292	1:31.216
44	28.589	1:32.212
77	32.294	1:32.861
32	1 Lap	1:49.847
74	1:01.999	1:37.686
61	1:02.570	1:37.864
82	1:02.657	1:37.655
56	1:03.071	1:37.574
55	1:21.402	1:40.141
99	1:25.131	1:39.383
71	1:25.856	1:35.748

LAP 7		@ 17:54:13.903
NO	BEHIND	LAP TIME
64		1:29.561
93	1 Lap	1:43.368
57	1 Lap	1:45.546
9	2 Laps	2:07.708
18	11.358	1:31.826
11	1 Lap	1:47.159
76	1 Lap	1:42.056
111	1 Lap	1:46.120
27	27.212	1:30.481
7	1 Lap	1:47.293
44	29.684	1:30.656
77	32.043	1:29.310
20	2 Laps	2:19.614
32	1 Lap	1:48.057
74	1:10.551	1:38.113
61	1:11.167	1:38.158
56	1:11.853	1:38.343
82	1:11.948	1:38.852

LAP 8		@ 17:55:41.014
NO	BEHIND	LAP TIME
64		1:27.111
71	1 Lap	1:36.695
55	1 Lap	1:43.246
99	1 Lap	1:40.009
18	13.638	1:29.391
93	1 Lap	1:39.919
57	1 Lap	1:40.882
27	32.056	1:31.955
77	37.520	1:32.588
76	1 Lap	1:43.158
11	1 Lap	1:45.871
111	1 Lap	1:45.522
9	2 Laps	2:05.254
7	1 Lap	1:48.594
32	1 Lap	1:48.612
20	2 Laps	2:10.940
74	1:21.247	1:37.807
61	1:21.810	1:37.754
82	1:22.383	1:37.546

LAP 9		@ 17:57:07.629
NO	BEHIND	LAP TIME
64		1:26.615
56	1 Lap	1:42.080
71	1 Lap	1:36.539
18	17.231	1:30.208
55	1 Lap	1:39.402
99	1 Lap	1:39.620
44	1 Lap	2:49.726 **P**
93	1 Lap	1:39.919
57	1 Lap	1:40.134
27	35.866	1:30.425
77	39.544	1:28.639
76	1 Lap	1:42.021
11	1 Lap	1:44.531
111	1 Lap	1:43.859
7	1 Lap	1:47.414
9	2 Laps	2:03.061

LAP 10		@ 17:58:38.148
NO	BEHIND	LAP TIME
64		1:30.519
61	1 Lap	1:36.803
74	1 Lap	1:43.208
56	1 Lap	1:38.690
82	1 Lap	1:43.130
32	2 Laps	1:50.029
18	16.906	1:30.194
71	1 Lap	1:36.061
55	1 Lap	1:39.590
99	1 Lap	1:39.433
44	1 Lap	1:39.053
27	36.297	1:30.950
77	39.403	1:30.378
93	1 Lap	1:41.202
20	3 Laps	2:20.362
57	1 Lap	1:42.442
76	1 Lap	1:41.343
111	1 Lap	1:43.906
11	1 Lap	1:44.943
7	1 Lap	1:47.270

Weather / Track : Sunny / Dry

Brands Hatch GP
Circuit Length = 2.4332 miles
Start: 17:43 Flag 18:00 End: 18:02

Legends of Brands Hatch Superprix

HSCC XL Aurora Trophy

RACE 7 - LAP CHART

LAP 11		@ 18:00:05.130
NO	BEHIND	LAP TIME
64		1:26.982
61	1 Lap	1:35.950
74	1 Lap	1:40.617
18	21.268	1:31.344
82	1 Lap	1:40.365
56	1 Lap	1:41.239
32	2 Laps	1:47.466
71	1 Lap	1:36.161
9	3 Laps	2:07.066
55	1 Lap	1:39.070
99	1 Lap	1:38.548
44	1 Lap	1:36.480
77	44.224	1:31.803
93	1 Lap	1:40.898
57	1 Lap	1:42.663
76	1 Lap	1:41.669
20	3 Laps	2:10.455
111	1 Lap	1:43.742
11	1 Lap	1:43.740
7	1 Lap	1:53.022

Weather / Track : Sunny / Dry

Brands Hatch GP
Circuit Length = 2.4332 miles
Start: 17:43 Flag 18:00 End: 18:02

Legends of Brands Hatch Superprix

HSCC XL Aurora Trophy

RACE 7 - SECTOR ANALYSIS

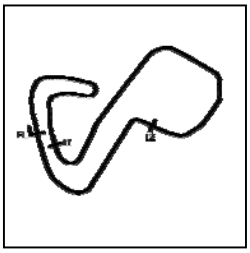

SECTOR 1 = FL to I1, SECTOR 2 = I1 to I2, SECTOR 3 = I2 to FL, DIFF = Difference To Personal Best Lap, P = Crossed Finish Line in Pit Lane, D = Time Disallowed

P1 64 F Michael LYONS — Lola T400

IDEAL LAP TIME : 1:26.091 BEST LAP TIME : 1:26.192 DIFFERENCE : 0.101

LAP	SECTOR 1		SECTOR 2		SECTOR 3		LAP TIME	MPH	DIFF	TIME OF DAY
1 -		116.3	39.190	102.1	20.537	140.3	1:31.009	96.25	4.817	17:45:28.942
2 -	27.521	118.7	38.656	100.3	20.398	140.3	1:26.575 (3)	101.18	0.383	17:46:55.517
3 -	27.422	***119.8***	38.495	***105.8***	20.510	140.9	1:26.427 (2)	101.35	0.235	17:48:21.944
4 -	27.397	117.9	39.840	100.1	20.632	140.3	1:27.869	99.69	1.677	17:49:49.813
5 -	27.448	114.1	***38.372***	103.7	***20.372***	140.3	***1:26.192*** (1)	***101.63***		***17:51:16.005***
6 -	27.698	118.1	40.135	99.2	20.504	141.2	1:28.337	99.16	2.145	17:52:44.342
7 -	27.687	111.6	41.380	102.4	20.494	141.5	1:29.561	97.80	3.369	17:54:13.903
8 -	***27.347***	112.5	39.259	103.5	20.505	140.6	1:27.111	100.55	0.919	17:55:41.014
9 -	27.522	118.7	38.444	100.6	20.649	***141.8***	1:26.615	101.13	0.423	17:57:07.629
10 -	27.824	113.3	41.952	105.1	20.743	140.1	1:30.519	96.77	4.327	17:58:38.148
11 -	28.122	115.7	38.402	103.4	20.458	140.6	1:26.982	100.70	0.790	18:00:05.130

P2 18 C Timothy DE SILVA — Chevron B35

IDEAL LAP TIME : 1:27.320 BEST LAP TIME : 1:27.704 DIFFERENCE : 0.384

LAP	SECTOR 1		SECTOR 2		SECTOR 3		LAP TIME	MPH	DIFF	TIME OF DAY
1 -		109.1	40.157	95.5	20.771	136.1	1:33.144	94.04	5.440	17:45:31.077
2 -	28.095	114.3	39.047	100.3	***20.625***	***136.6***	1:27.767 (2)	99.80	0.063	17:46:58.844
3 -	27.928	113.5	39.056	96.1	20.720	136.3	***1:27.704*** (1)	***99.87***		***17:48:26.548***
4 -	***27.839***	***115.5***	40.346	97.8	20.981	135.0	1:29.166	98.24	1.462	17:49:55.714
5 -	28.362	114.1	40.390	93.0	21.007	136.3	1:29.759	97.59	2.055	17:51:25.473
6 -	28.058	***115.5***	***38.856***	97.1	21.048	135.8	1:27.962 (3)	99.58	0.258	17:52:53.435
7 -	30.376	110.3	40.536	98.8	20.914	135.5	1:31.826	95.39	4.122	17:54:25.261
8 -	29.003	113.5	39.537	101.6	20.851	135.8	1:29.391	97.99	1.687	17:55:54.652
9 -	28.523	114.7	40.732	***101.8***	20.953	135.5	1:30.208	97.10	2.504	17:57:24.860
10 -	28.684	114.7	40.829	101.0	20.681	***136.6***	1:30.194	97.12	2.490	17:58:55.054
11 -	28.106	***115.5***	40.239	79.0	22.999	129.5	1:31.344	95.89	3.640	18:00:26.398

P3 77 C Andy SMITH — March 742

IDEAL LAP TIME : 1:28.269 BEST LAP TIME : 1:28.639 DIFFERENCE : 0.370

LAP	SECTOR 1		SECTOR 2		SECTOR 3		LAP TIME	MPH	DIFF	TIME OF DAY
1 -		101.0	42.262	84.9	22.848	126.6	1:42.310	85.62	13.671	17:45:40.243
2 -	29.353	105.6	42.054	88.8	22.671	133.9	1:34.078	93.11	5.439	17:47:14.321
3 -	28.752	109.2	39.817	91.8	21.487	133.1	1:30.056	97.27	1.417	17:48:44.377
4 -	28.594	110.1	39.877	90.4	21.692	***135.5***	1:30.163	97.15	1.524	17:50:14.540
5 -	28.491	110.1	39.825	95.5	***20.919***	135.0	1:29.235 (2)	98.16	0.596	17:51:43.775
6 -	28.280	110.9	42.953	92.1	21.628	134.4	1:32.861	94.33	4.222	17:53:16.636
7 -	28.232	112.4	39.526	93.4	21.552	134.4	1:29.310 (3)	98.08	0.671	17:54:45.946
8 -	28.510	110.5	42.050	86.1	22.028	134.4	1:32.588	94.61	3.949	17:56:18.534
9 -	28.197	110.5	***39.379***	***97.1***	21.063	***135.5***	***1:28.639*** (1)	***98.82***		***17:57:47.173***
10 -	***27.971***	***113.9***	40.515	90.1	21.892	134.2	1:30.378	96.92	1.739	17:59:17.551
11 -	28.372	109.8	41.464	93.0	21.967	122.2	1:31.803	95.42	3.164	18:00:49.354

P4 61 B Steve WORRAD — Chevron B49

IDEAL LAP TIME : 1:34.854 BEST LAP TIME : 1:35.309 DIFFERENCE : 0.455

LAP	SECTOR 1		SECTOR 2		SECTOR 3		LAP TIME	MPH	DIFF	TIME OF DAY
1 -		102.1	43.041	89.4	23.129	124.2	1:42.191	85.72	6.882	17:45:40.124
2 -	31.002	102.1	42.573	90.1	22.759	***124.9***	1:36.334 (3)	90.93	1.025	17:47:16.458
3 -	30.486	102.6	***42.332***	89.9	***22.491***	124.5	***1:35.309*** (1)	***91.90***		***17:48:51.767***
4 -	31.226	100.6	44.914	61.7	23.210	123.8	1:39.350	88.17	4.041	17:50:31.117
5 -	30.152	98.5	44.394	85.8	23.385	123.8	1:37.931	89.44	2.622	17:52:09.048
6 -	32.080	101.0	42.727	87.6	23.057	122.2	1:37.864	89.51	2.555	17:53:46.912
7 -	31.520	***105.1***	43.499	84.4	23.139	122.0	1:38.158	89.24	2.849	17:55:25.070
8 -	30.499	103.4	43.827	85.0	23.428	***124.9***	1:37.754	89.61	2.445	17:57:02.824
9 -	30.619	104.0	43.127	***91.6***	23.057	122.6	1:36.803	90.49	1.494	17:58:39.627
10 -	***30.031***	100.1	43.112	90.0	22.807	122.9	1:35.950 (2)	91.29	0.641	18:00:15.577

Weather / Track : Sunny / Dry

Brands Hatch GP
Circuit Length = 2.4332 miles
Start: 17:43 Flag 18:00 End: 18:02

Legends of Brands Hatch Superprix

HSCC XL Aurora Trophy

RACE 7 - SECTOR ANALYSIS

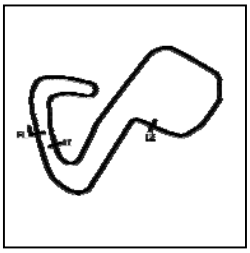

SECTOR 1 = FL to I1, SECTOR 2 = I1 to I2, SECTOR 3 = I2 to FL, DIFF = Difference To Personal Best Lap, P = Crossed Finish Line in Pit Lane, D = Time Disallowed

P5 74 F Frank LYONS Gurney Eagle FA74

IDEAL LAP TIME : 1:35.548 BEST LAP TIME : 1:36.184 DIFFERENCE : 0.636

LAP	SECTOR 1		SECTOR 2		SECTOR 3		LAP TIME		MPH	DIFF	TIME OF DAY
1 -		102.1	***42.457***	89.1	***22.485***	134.7	1:39.991		87.60	3.807	17:45:37.924
2 -	30.732	104.8	42.576	***90.0***	22.876	***137.5***	***1:36.184***	**(1)**	***91.07***		***17:47:14.108***
3 -	31.374	102.7	42.827	89.3	22.849	132.3	1:37.050	**(2)**	90.26	0.866	17:48:51.158
4 -	30.986	102.4	43.899	88.4	23.378	129.8	1:38.263		89.14	2.079	17:50:29.421
5 -	31.358	95.7	44.539	87.7	23.337	136.1	1:39.234		88.27	3.050	17:52:08.655
6 -	***30.606***	102.9	43.570	85.3	23.510	126.1	1:37.686	**(3)**	89.67	1.502	17:53:46.341
7 -	31.573	101.2	43.621	89.3	22.919	136.1	1:38.113		89.28	1.929	17:55:24.454
8 -	30.679	***107.7***	43.996	84.9	23.132	133.4	1:37.807		89.56	1.623	17:57:02.261
9 -	32.021	97.2	47.244	84.2	23.943	124.2	1:43.208		84.87	7.024	17:58:45.469
10 -	32.095	99.7	45.218	81.6	23.304	134.4	1:40.617		87.06	4.433	18:00:26.086

P6 82 H Paul SMITH Ralt RT3

IDEAL LAP TIME : 1:35.660 BEST LAP TIME : 1:35.926 DIFFERENCE : 0.266

LAP	SECTOR 1		SECTOR 2		SECTOR 3		LAP TIME		MPH	DIFF	TIME OF DAY
1 -		90.4	44.959	85.2	23.187	119.6	1:45.668		82.89	9.742	17:45:43.601
2 -	30.211	97.8	43.188	89.4	22.849		1:36.248	**(2)**	91.01	0.322	17:47:19.849
3 -	***29.892***	100.6	43.206	***92.3***	***22.828***		***1:35.926***	**(1)**	***91.31***		***17:48:55.775***
4 -	30.268	100.1	43.212	83.1	22.866		1:36.346	**(3)**	90.92	0.420	17:50:32.121
5 -	30.241	100.9	43.534	83.2	23.448	121.5	1:37.223		90.10	1.297	17:52:09.344
6 -	31.035	***101.0***	***42.940***	85.4	23.680		1:37.655		89.70	1.729	17:53:46.999
7 -	32.095	100.1	43.744	83.8	23.013		1:38.852		88.61	2.926	17:55:25.851
8 -	30.939	94.7	43.175	86.1	23.432	***122.2***	1:37.546		89.80	1.620	17:57:03.397
9 -	31.387	97.6	47.032	76.6	24.711		1:43.130		84.93	7.204	17:58:46.527
10 -	31.615	98.8	44.921	84.5	23.829		1:40.365		87.27	4.439	18:00:26.892

P7 56 H Ben STILES Van Diemen RF82

IDEAL LAP TIME : 1:36.176 BEST LAP TIME : 1:36.300 DIFFERENCE : 0.124

LAP	SECTOR 1		SECTOR 2		SECTOR 3		LAP TIME		MPH	DIFF	TIME OF DAY
1 -		97.2	44.095	89.2	23.911	116.1	1:43.773		84.41	7.473	17:45:41.706
2 -	30.730	97.8	42.925	93.5	23.519	116.5	1:37.174	**(3)**	90.14	0.874	17:47:18.880
3 -	***30.393***	98.2	42.748	92.8	23.159	116.3	***1:36.300***	**(1)**	***90.96***		***17:48:55.180***
4 -	30.458	97.6	42.938	88.7	***23.082***	117.7	1:36.478	**(2)**	90.79	0.178	17:50:31.658
5 -	30.963	***98.6***	43.531	78.2	23.687	117.1	1:38.181		89.22	1.881	17:52:09.839
6 -	31.682	97.2	***42.701***	91.0	23.191	118.1	1:37.574		89.77	1.274	17:53:47.413
7 -	31.054	97.3	43.727	85.2	23.562	117.5	1:38.343		89.07	2.043	17:55:25.756
8 -	35.996	97.6	42.948	***93.9***	23.136	116.9	1:42.080		85.81	5.780	17:57:07.836
9 -	30.798	98.5	43.116	85.8	24.776	***119.1***	1:38.690		88.76	2.390	17:58:46.526
10 -	32.065	94.9	44.703	81.2	24.471	116.5	1:41.239		86.52	4.939	18:00:27.765

P8 71 F Simon TAYLOR Chevron B28

IDEAL LAP TIME : 1:34.379 BEST LAP TIME : 1:35.748 DIFFERENCE : 1.369

LAP	SECTOR 1		SECTOR 2		SECTOR 3		LAP TIME		MPH	DIFF	TIME OF DAY
1 -		87.8	49.857	76.6	25.727	124.5	1:59.928		73.04	24.180	17:45:57.861
2 -	32.859	98.1	44.426	87.7	22.838	132.8	1:40.123		87.49	4.375	17:47:37.984
3 -	31.628	90.9	45.196	83.3	23.249	135.2	1:40.073		87.53	4.325	17:49:18.057
4 -	31.974	101.0	42.635	87.4	22.525	135.8	1:37.134		90.18	1.386	17:50:55.191
5 -	31.838	101.0	43.958	80.6	23.463	133.6	1:39.259		88.25	3.511	17:52:34.450
6 -	31.131	101.8	42.683	92.9	***21.934***	***140.6***	***1:35.748***	**(1)**	***91.48***		***17:54:10.198***
7 -	***30.135***	101.6	44.023	87.3	22.537	135.5	1:36.695		90.59	0.947	17:55:46.893
8 -	31.813	102.4	***42.310***	89.7	22.416	136.9	1:36.539		90.73	0.791	17:57:23.432
9 -	31.250	***107.7***	42.552	***95.0***	22.259	135.8	1:36.061	**(2)**	91.19	0.313	17:58:59.493
10 -	31.459	100.9	42.635	92.4	22.067	135.2	1:36.161	**(3)**	91.09	0.413	18:00:35.654

P9 55 G Jon FINCH Ralt RT1

IDEAL LAP TIME : 1:38.671 BEST LAP TIME : 1:39.070 DIFFERENCE : 0.399

LAP	SECTOR 1	SECTOR 2	SECTOR 3	LAP TIME	MPH	DIFF	TIME OF DAY

Weather / Track : Sunny / Dry

Brands Hatch GP
Circuit Length = 2.4332 miles
Start: 17:43 Flag 18:00 End: 18:02

Legends of Brands Hatch Superprix

HSCC XL Aurora Trophy

RACE 7 - SECTOR ANALYSIS

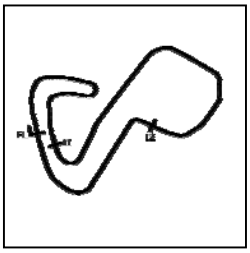

SECTOR 1 = FL to I1, SECTOR 2 = I1 to I2, SECTOR 3 = I2 to FL, DIFF = Difference To Personal Best Lap, P = Crossed Finish Line in Pit Lane, D = Time Disallowed

1 -		101.9	46.430	90.4	24.386	120.9	1:47.485		81.49	8.415	17:45:45.418
2 -	31.408	103.0	44.891	92.6	24.556	121.5	1:40.855		86.85	1.785	17:47:26.273
3 -	31.639	102.7	44.328	93.0	23.772	122.0	1:39.739		87.82	0.669	17:49:06.012
4 -	31.363	103.2	44.553	***93.5***	23.940	124.5	1:39.856		87.72	0.786	17:50:45.868
5 -	31.355	***103.4***	44.611	87.7	23.769	***124.9***	1:39.735		87.83	0.665	17:52:25.603
6 -	31.506	103.2	44.854	85.3	23.781	124.5	1:40.141		87.47	1.071	17:54:05.744
7 -	31.638	100.9	47.808	86.9	23.800	124.0	1:43.246		84.84	4.176	17:55:48.990
8 -	31.429	102.4	44.487	89.0	***23.486***	124.7	1:39.402	**(2)**	88.12	0.332	17:57:28.392
9 -	***31.298***	102.2	44.675	87.6	23.617	123.5	1:39.590	**(3)**	87.95	0.520	17:59:07.982
10 -	31.321	101.8	***43.887***	89.9	23.862	122.9	***1:39.070***	**(1)**	***88.42***		***18:00:47.052***

P10 99 A Daniel PYETT — Tecno F2

IDEAL LAP TIME : 1:38.174 BEST LAP TIME : 1:38.548 DIFFERENCE : 0.374

LAP	SECTOR 1		SECTOR 2		SECTOR 3		LAP TIME		MPH	DIFF	TIME OF DAY
1 -		95.5	46.967	79.5	23.918	121.7	1:49.799		79.78	11.251	17:45:47.732
2 -	32.455	96.1	45.366	75.6	24.038	122.0	1:41.859		85.99	3.311	17:47:29.591
3 -	32.521	98.2	45.290	80.3	23.771	122.4	1:41.582		86.23	3.034	17:49:11.173
4 -	31.758	99.8	44.454	86.0	23.567	122.4	1:39.779		87.79	1.231	17:50:50.952
5 -	31.679	100.0	43.977	83.5	23.482	122.6	1:39.138	**(2)**	88.36	0.590	17:52:30.090
6 -	31.785	100.1	44.151	84.8	23.447	122.9	1:39.383	**(3)**	88.14	0.835	17:54:09.473
7 -	31.970	85.2	44.750	***89.1***	23.289	123.3	1:40.009		87.59	1.461	17:55:49.482
8 -	31.409	***101.5***	44.768	83.4	23.443	***124.7***	1:39.620		87.93	1.072	17:57:29.102
9 -	***31.142***	101.0	45.019	80.0	***23.272***	122.6	1:39.433		88.09	0.885	17:59:08.535
10 -	31.345	100.4	***43.760***	87.3	23.443	122.6	***1:38.548***	**(1)**	***88.88***		***18:00:47.083***

P11 44 B Marc MERCER — March 73B

IDEAL LAP TIME : 1:30.625 BEST LAP TIME : 1:30.656 DIFFERENCE : 0.031

LAP	SECTOR 1		SECTOR 2		SECTOR 3		LAP TIME		MPH	DIFF	TIME OF DAY
1 -		105.3	41.740	94.9	21.982	127.0	1:37.935		89.44	7.279	17:45:35.868
2 -	28.965	107.3	41.040	93.8	21.897	127.5	1:31.902		95.31	1.246	17:47:07.770
3 -	28.634	107.3	40.680	94.5	21.697	127.5	1:31.011	**(3)**	96.25	0.355	17:48:38.781
4 -	28.613	107.3	40.833	87.9	21.813	127.5	1:31.259		95.98	0.603	17:50:10.040
5 -	28.457	107.8	40.635	96.4	***21.587***	***128.5***	1:30.679	**(2)**	96.60	0.023	17:51:40.719
6 -	28.543	107.8	41.844	93.4	21.825	126.8	1:32.212		94.99	1.556	17:53:12.931
7 -	***28.417***	***108.5***	***40.621***	***96.6***	21.618	127.0	***1:30.656***	**(1)**	***96.62***		***17:54:43.587***
8 -	28.837	107.2	45.131	78.0	IN PIT		2:49.726	**P**	51.61	1:19.070	17:57:33.313
9 -	OUTLAP	99.5	43.243	89.5	22.858	125.2	1:39.053		88.43	8.397	17:59:12.366
10 -	29.975	103.7	43.783	87.9	22.722	124.2	1:36.480		90.79	5.824	18:00:48.846

P12 93 G Rudolf ERNST — Ralt RT1

IDEAL LAP TIME : 1:39.553 BEST LAP TIME : 1:39.919 DIFFERENCE : 0.366

LAP	SECTOR 1		SECTOR 2		SECTOR 3		LAP TIME		MPH	DIFF	TIME OF DAY
1 -		93.7	46.870	74.3	24.784	116.3	1:51.275		78.72	11.356	17:45:49.208
2 -	31.673	96.6	46.009	85.8	24.188	116.1	1:41.870		85.99	1.951	17:47:31.078
3 -	31.505	94.1	45.607	83.7	24.198	116.9	1:41.310		86.46	1.391	17:49:12.388
4 -	***31.110***	***98.1***	44.810	87.6	24.067	117.7	1:39.987	**(3)**	87.60	0.068	17:50:52.375
5 -	31.658	93.4	46.558	83.6	25.276	117.7	1:43.492		84.64	3.573	17:52:35.867
6 -	32.234	83.7	46.476	83.0	24.658	115.9	1:43.368		84.74	3.449	17:54:19.235
7 -	31.156	96.0	44.852	***90.4***	***23.911***	117.1	***1:39.919***	**(1)**	***87.66***		***17:55:59.154***
8 -	31.179	96.1	***44.532***	85.0	24.208	116.5	***1:39.919***	**(1)**	***87.66***		***17:57:39.073***
9 -	31.466	95.7	45.454	71.3	24.282	***118.7***	1:41.202		86.55	1.283	17:59:20.275
10 -	31.350	95.7	45.256	88.8	24.292	116.7	1:40.898		86.81	0.979	18:01:01.173

P13 57 B Robin LACKFORD — GRD 272

IDEAL LAP TIME : 1:39.162 BEST LAP TIME : 1:40.134 DIFFERENCE : 0.972

LAP	SECTOR 1		SECTOR 2		SECTOR 3		LAP TIME		MPH	DIFF	TIME OF DAY
1 -		97.5	47.866	71.9	24.229	***122.2***	1:50.377		79.36	10.243	17:45:48.310
2 -	32.072	96.0	45.763	83.8	23.716	122.0	1:41.551		86.26	1.417	17:47:29.861
3 -	31.291	***102.1***	45.772	82.2	23.685	***122.2***	1:40.748	**(2)**	86.94	0.614	17:49:10.609
4 -	***30.627***	101.6	***45.073***	***89.0***	25.643	115.9	1:41.343		86.43	1.209	17:50:51.952

Weather / Track : Sunny / Dry

Brands Hatch GP
Circuit Length = 2.4332 miles
Start: 17:43 Flag 18:00 End: 18:02

Legends of Brands Hatch Superprix

HSCC XL Aurora Trophy

RACE 7 - SECTOR ANALYSIS

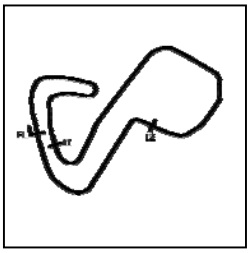

SECTOR 1 = FL to I1, SECTOR 2 = I1 to I2, SECTOR 3 = I2 to FL, DIFF = Difference To Personal Best Lap, P = Crossed Finish Line in Pit Lane, D = Time Disallowed

5 -	31.546	95.3	46.568	82.5	25.183	117.3	1:43.297		84.80	3.163	17:52:35.249
6 -	32.438	91.0	48.358	86.9	24.750	117.5	1:45.546		82.99	5.412	17:54:20.795
7 -	31.501	94.1	45.919	84.6	***23.462***	120.9	1:40.882	**(3)**	86.83	0.748	17:56:01.677
8 -	30.998	93.0	45.524	82.9	23.612	121.7	***1:40.134***	**(1)**	***87.48***		***17:57:41.811***
9 -	31.979	96.2	45.880	84.5	24.583	119.8	1:42.442		85.51	2.308	17:59:24.253
10 -	31.459	99.5	46.546	82.3	24.658	118.1	1:42.663		85.32	2.529	18:01:06.916

P14 76 F Tim BARRY Trojan T102

IDEAL LAP TIME : 1:40.804 BEST LAP TIME : 1:41.343 DIFFERENCE : 0.539

LAP	SECTOR 1		SECTOR 2		SECTOR 3		LAP TIME		MPH	DIFF	TIME OF DAY
1 -		93.7	49.990	79.1	25.702	121.1	1:58.151		74.14	16.808	17:45:56.084
2 -	35.438	81.1	48.392	80.0	24.780	123.8	1:48.610		80.65	7.267	17:47:44.694
3 -	33.620	96.2	46.758	79.4	24.676	127.0	1:45.054		83.38	3.711	17:49:29.748
4 -	32.512	99.1	46.298	84.6	23.782	121.7	1:42.592		85.38	1.249	17:51:12.340
5 -	33.078	100.6	45.489	***85.9***	24.451	126.6	1:43.018		85.03	1.675	17:52:55.358
6 -	32.528	98.3	45.516	85.0	24.012	122.2	1:42.056		85.83	0.713	17:54:37.414
7 -	***31.886***	***101.5***	46.849	84.9	24.423	124.9	1:43.158		84.91	1.815	17:56:20.572
8 -	32.512	95.4	45.639	***85.9***	23.870	126.3	1:42.021	**(3)**	85.86	0.678	17:58:02.593
9 -	32.169	101.2	45.415	84.0	***23.759***	***128.0***	***1:41.343***	**(1)**	***86.43***		***17:59:43.936***
10 -	32.192	97.9	***45.159***	79.9	24.318	127.5	1:41.669	**(2)**	86.16	0.326	18:01:25.605

P15 111 H Jeff WILLIAMS Van Diemen RF82

IDEAL LAP TIME : 1:43.364 BEST LAP TIME : 1:43.742 DIFFERENCE : 0.378

LAP	SECTOR 1		SECTOR 2		SECTOR 3		LAP TIME		MPH	DIFF	TIME OF DAY
1 -		92.9	48.499	78.3	25.066	112.2	1:53.880		76.92	10.138	17:45:51.813
2 -	32.585	94.2	46.914	78.5	25.488	112.7	1:44.987		83.43	1.245	17:47:36.800
3 -	32.544	93.0	47.312	77.5	25.181	112.7	1:45.037		83.39	1.295	17:49:21.837
4 -	32.491	93.4	47.707	78.2	24.865	112.2	1:45.063		83.37	1.321	17:51:06.900
5 -	32.666	93.0	47.849	78.9	24.982	112.4	1:45.497		83.03	1.755	17:52:52.397
6 -	32.801	93.8	48.136	77.6	25.183	112.5	1:46.120		82.54	2.378	17:54:38.517
7 -	32.987	90.8	47.340	80.1	25.195	112.9	1:45.522		83.01	1.780	17:56:24.039
8 -	***32.265***	***94.5***	47.053	82.5	***24.541***	113.3	1:43.859	**(2)**	84.34	0.117	17:58:07.898
9 -	32.767	93.8	***46.558***	***83.6***	24.581	***113.5***	1:43.906	**(3)**	84.30	0.164	17:59:51.804
10 -	32.345	92.5	46.681	81.0	24.716	112.5	***1:43.742***	**(1)**	***84.43***		***18:01:35.546***

P16 11 H Wil ARIF Van Diemen RF82

IDEAL LAP TIME : 1:43.716 BEST LAP TIME : 1:43.740 DIFFERENCE : 0.024

LAP	SECTOR 1		SECTOR 2		SECTOR 3		LAP TIME		MPH	DIFF	TIME OF DAY
1 -		90.5	47.545	71.8	25.910	106.1	1:52.644		77.76	8.904	17:45:50.577
2 -	32.331	***91.8***	***46.457***	85.7	25.575	105.1	1:44.363	**(2)**	83.93	0.623	17:47:34.940
3 -	32.440	91.3	46.807	84.6	25.476	***107.2***	1:44.723		83.64	0.983	17:49:19.663
4 -	32.561	90.8	47.002	85.0	25.339	105.3	1:44.902		83.50	1.162	17:51:04.565
5 -	32.796	88.8	47.645	84.8	25.145	103.4	1:45.586		82.96	1.846	17:52:50.151
6 -	32.485	89.7	49.588	79.3	25.086	103.5	1:47.159		81.74	3.419	17:54:37.310
7 -	32.905	89.5	47.574	78.2	25.392	103.2	1:45.871		82.74	2.131	17:56:23.181
8 -	32.430	89.7	47.008	87.4	25.093	102.2	1:44.531	**(3)**	83.80	0.791	17:58:07.712
9 -	32.614	89.4	47.356	87.7	***24.973***	102.4	1:44.943		83.47	1.203	17:59:52.655
10 -	***32.286***	89.4	46.467	***88.7***	24.987	102.2	***1:43.740***	**(1)**	***84.44***		***18:01:36.395***

P17 7 E Richard SUMMERS Lola T140

IDEAL LAP TIME : 1:44.340 BEST LAP TIME : 1:44.701 DIFFERENCE : 0.361

LAP	SECTOR 1		SECTOR 2		SECTOR 3		LAP TIME		MPH	DIFF	TIME OF DAY
1 -		87.1	48.603	***76.0***	25.000	107.2	1:54.439		76.54	9.738	17:45:52.372
2 -	33.728	90.0	47.263	73.5	24.869	109.8	1:45.860	**(3)**	82.74	1.159	17:47:38.232
3 -	33.615	89.5	47.132	73.4	***24.096***	***118.7***	1:44.843	**(2)**	83.55	0.142	17:49:23.075
4 -	33.684	89.2	***46.694***	74.3	24.323	114.5	***1:44.701***	**(1)**	***83.66***		***17:51:07.776***
5 -	***33.550***	93.0	48.015	74.5	24.599	113.1	1:46.164		82.51	1.463	17:52:53.940
6 -	34.744	***94.5***	47.383	63.0	25.166	110.7	1:47.293		81.64	2.592	17:54:41.233
7 -	35.117	90.6	48.524	71.1	24.953	115.9	1:48.594		80.66	3.893	17:56:29.827
8 -	35.210	93.0	47.690	72.3	24.514	117.5	1:47.414		81.55	2.713	17:58:17.241

Weather / Track : Sunny / Dry

Brands Hatch GP
Circuit Length = 2.4332 miles
Start: 17:43 Flag 18:00 End: 18:02

Legends of Brands Hatch Superprix

HSCC XL Aurora Trophy

RACE 7 - SECTOR ANALYSIS

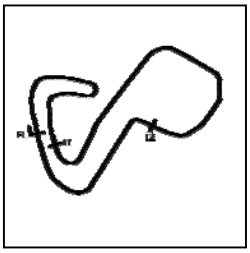

SECTOR 1 = FL to I1, SECTOR 2 = I1 to I2, SECTOR 3 = I2 to FL, DIFF = Difference To Personal Best Lap, P = Crossed Finish Line in Pit Lane, D = Time Disallowed

9 -	34.597	92.4	47.530	70.4	25.143	104.6	1:47.270	81.66	2.569	18:00:04.511
10 -	36.513	86.2	50.760	69.0	25.749	102.1	1:53.022	77.50	8.321	18:01:57.533

P18 32 E Adam SIMMONDS Lola T142

IDEAL LAP TIME : 1:46.946 BEST LAP TIME : 1:47.466 DIFFERENCE : 0.520

LAP	SECTOR 1		SECTOR 2		SECTOR 3		LAP TIME		MPH	DIFF	TIME OF DAY
1 -		86.1	51.327	73.0	26.168	113.7	2:00.010		72.99	12.544	17:45:57.943
2 -	35.300	84.5	50.461	74.7	26.009	117.1	1:51.770		78.37	4.304	17:47:49.713
3 -	34.812	83.1	49.912	78.2	25.720	116.7	1:50.444		79.31	2.978	17:49:40.157
4 -	34.723	83.7	49.804	73.7	25.994	115.3	1:50.521		79.25	3.055	17:51:30.678
5 -	34.678	82.5	49.548	76.0	25.621	***117.7***	1:49.847		79.74	2.381	17:53:20.525
6 -	33.994	86.3	48.568	77.2	***25.495***	117.5	1:48.057	**(2)**	81.06	0.591	17:55:08.582
7 -	34.180	84.0	48.619	76.9	25.813	115.9	1:48.612	**(3)**	80.65	1.146	17:56:57.194
8 -	33.870	***89.5***	49.442	77.7	26.717	112.0	1:50.029		79.61	2.563	17:58:47.223
9 -	***33.455***	88.8	***47.996***	***82.0***	26.015	116.7	***1:47.466***	**(1)**	***81.51***		***18:00:34.689***

P19 9 I Judy LYONS Surtees TS9

IDEAL LAP TIME : 1:59.851 BEST LAP TIME : 2:00.836 DIFFERENCE : 0.985

LAP	SECTOR 1		SECTOR 2		SECTOR 3		LAP TIME		MPH	DIFF	TIME OF DAY
1 -		***85.4***	***54.379***	67.1	28.930	95.4	2:09.537		67.62	8.701	17:46:07.470
2 -	37.488	83.8	54.833	66.9	***28.515***	***101.6***	***2:00.836***	**(1)**	***72.49***		***17:48:08.306***
3 -	***36.957***	81.6	55.874	***70.1***	28.926	96.5	2:01.757	**(2)**	71.94	0.921	17:50:10.063
4 -	38.219	84.9	55.303	69.6	30.781	95.3	2:04.303		70.47	3.467	17:52:14.366
5 -	37.618	80.8	58.801	67.1	31.289	93.2	2:07.708		68.59	6.872	17:54:22.074
6 -	38.467	82.6	56.941	52.7	29.846	100.1	2:05.254		69.93	4.418	17:56:27.328
7 -	38.296	76.6	56.038	70.0	28.727	97.6	2:03.061	**(3)**	71.18	2.225	17:58:30.389
8 -	38.630	76.9	57.876	62.7	30.560	92.3	2:07.066		68.93	6.230	18:00:37.455

P20 20 A John COTTRILL Brabham BT30

IDEAL LAP TIME : 2:00.356 BEST LAP TIME : 2:00.356 DIFFERENCE : 0.000

LAP	SECTOR 1		SECTOR 2		SECTOR 3		LAP TIME		MPH	DIFF	TIME OF DAY
1 -		82.6	55.602	72.1	28.638	***114.1***	2:12.803		65.96	12.447	17:46:10.736
2 -	***36.490***	***88.0***	***55.335***	***74.2***	***28.531***	110.9	***2:00.356***	**(1)**	***72.78***		***17:48:11.092***
3 -	36.894	82.2	59.398	66.6	32.016	109.2	2:08.308	**(2)**	68.27	7.952	17:50:19.400
4 -	39.580	73.9	59.489	69.9	31.446	100.3	2:10.515		67.11	10.159	17:52:29.915
5 -	40.966	75.3	1:03.815	55.6	34.833	107.7	2:19.614		62.74	19.258	17:54:49.529
6 -	39.044	74.5	59.165	69.1	32.731	100.0	2:10.940		66.89	10.584	17:57:00.469
7 -	44.244	79.8	1:02.143	65.9	33.975	82.2	2:20.362		62.40	20.006	17:59:20.831
8 -	41.879	68.6	58.131	56.7	30.445	97.3	2:10.455	**(3)**	67.14	10.099	18:01:31.286

P21 27 C Glenn EAGLING GRD 273

IDEAL LAP TIME : 1:29.941 BEST LAP TIME : 1:30.425 DIFFERENCE : 0.484

LAP	SECTOR 1		SECTOR 2		SECTOR 3		LAP TIME		MPH	DIFF	TIME OF DAY
1 -		109.1	40.575	96.5	21.373	132.6	1:35.806		91.43	5.381	17:45:33.739
2 -	29.046	111.8	40.237	96.0	21.304	131.5	1:30.587	**(3)**	96.70	0.162	17:47:04.326
3 -	28.706	110.5	40.455	97.3	21.480	130.8	1:30.641		96.64	0.216	17:48:34.967
4 -	28.999	110.5	41.566	90.8	22.688	126.1	1:33.253		93.93	2.828	17:50:08.220
5 -	28.917	***112.0***	40.783	***101.3***	21.498	131.3	1:31.198		96.05	0.773	17:51:39.418
6 -	28.862	***112.0***	40.950	99.8	21.404	131.5	1:31.216		96.03	0.791	17:53:10.634
7 -	28.652	111.1	***40.161***	100.3	21.668	***132.8***	1:30.481	**(2)**	96.81	0.056	17:54:41.115
8 -	29.849	102.7	40.811	96.5	21.295	132.3	1:31.955		95.26	1.530	17:56:13.070
9 -	28.637	111.4	40.408	97.3	21.380	132.3	***1:30.425***	**(1)**	***96.87***		***17:57:43.495***
10 -	29.442	110.3	40.292	100.1	***21.216***	131.8	1:30.950		96.31	0.525	17:59:14.445

P22 34 E Greg THORNTON Surtees TS11

IDEAL LAP TIME : 1:28.019 BEST LAP TIME : 1:28.252 DIFFERENCE : 0.233

LAP	SECTOR 1		SECTOR 2		SECTOR 3		LAP TIME		MPH	DIFF	TIME OF DAY
1 -		110.1	40.128	92.4	20.911	144.0	1:34.006		93.18	5.754	17:45:31.939
2 -	28.757	113.5	39.376	98.1	***20.769***	***144.6***	1:28.902	**(2)**	98.53	0.650	17:47:00.841

Weather / Track : Sunny / Dry

Brands Hatch GP
Circuit Length = 2.4332 miles
Start: 17:43 Flag 18:00 End: 18:02

Legends of Brands Hatch Superprix

HSCC XL Aurora Trophy

RACE 7 - SECTOR ANALYSIS

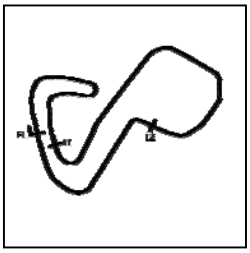

SECTOR 1 = FL to I1, SECTOR 2 = I1 to I2, SECTOR 3 = I2 to FL, DIFF = Difference To Personal Best Lap, P = Crossed Finish Line in Pit Lane, D = Time Disallowed

3 -	28.346	117.5	***39.064***	***98.6***	20.842	***144.6***	***1:28.252***	**(1)**	***99.25***		***17:48:29.093***
4 -	***28.186***	***120.0***	40.439	88.0	20.835	***144.6***	1:29.460	**(3)**	97.91	1.208	17:49:58.553

Weather / Track : Sunny / Dry

Brands Hatch GP
Circuit Length = 2.4332 miles
Start: 17:43 Flag 18:00 End: 18:02

Legends of Brands Hatch Superprix

HSCC XL Aurora Trophy

RACE 7 - BEST SECTORS

	SECTOR 1			SECTOR 2			SECTOR 3			IDEAL / BEST COMPARISON					
POS	NO	NAME	TIME	NO	NAME	TIME	NO	NAME	TIME	POS	NO	NAME	IDEAL	BEST	DIFF
												PERFECT LAP	1:26.091		
1	64	LYONS	27.347	64	LYONS	38.372	64	LYONS	20.372	1	64	LYONS	1:26.091	1:26.192	0.101
2	18	DE SILVA	27.839	18	DE SILVA	38.856	18	DE SILVA	20.625	2	18	DE SILVA	1:27.320	1:27.704	0.384
3	77	SMITH	27.971	34	THORNTON	39.064	34	THORNTON	20.769	3	34	THORNTON	1:28.019	1:28.252	0.233
4	34	THORNTON	28.186	77	SMITH	39.379	77	SMITH	20.919	4	77	SMITH	1:28.269	1:28.639	0.370
5	44	MERCER	28.417	27	EAGLING	40.161	27	EAGLING	21.216	5	27	EAGLING	1:29.941	1:30.425	0.484
6	27	EAGLING	28.564	44	MERCER	40.621	44	MERCER	21.587	6	44	MERCER	1:30.625	1:30.656	0.031
7	82	SMITH	29.892	71	TAYLOR	42.310	71	TAYLOR	21.934	7	71	TAYLOR	1:34.379	1:35.748	1.369
8	61	WORRAD	30.031	61	WORRAD	42.332	74	LYONS	22.485	8	61	WORRAD	1:34.854	1:35.309	0.455
9	71	TAYLOR	30.135	74	LYONS	42.457	61	WORRAD	22.491	9	74	LYONS	1:35.548	1:36.184	0.636
10	56	STILES	30.393	56	STILES	42.701	82	SMITH	22.828	10	82	SMITH	1:35.660	1:35.926	0.266
11	74	LYONS	30.606	82	SMITH	42.940	56	STILES	23.082	11	56	STILES	1:36.176	1:36.300	0.124
12	57	LACKFORD	30.627	99	PYETT	43.760	99	PYETT	23.272	12	99	PYETT	1:38.174	1:38.548	0.374
13	93	ERNST	31.110	55	FINCH	43.887	57	LACKFORD	23.462	13	55	FINCH	1:38.671	1:39.070	0.399
14	99	PYETT	31.142	93	ERNST	44.532	55	FINCH	23.486	14	57	LACKFORD	1:39.162	1:40.134	0.972
15	55	FINCH	31.298	57	LACKFORD	45.073	76	BARRY	23.759	15	93	ERNST	1:39.553	1:39.919	0.366
16	76	BARRY	31.886	76	BARRY	45.159	93	ERNST	23.911	16	76	BARRY	1:40.804	1:41.343	0.539
17	111	WILLIAMS	32.265	11	ARIF	46.457	7	SUMMERS	24.096	17	111	WILLIAMS	1:43.364	1:43.742	0.378
18	11	ARIF	32.286	111	WILLIAMS	46.558	111	WILLIAMS	24.541	18	11	ARIF	1:43.716	1:43.740	0.024
19	32	SIMMONDS	33.455	7	SUMMERS	46.694	11	ARIF	24.973	19	7	SUMMERS	1:44.340	1:44.701	0.361
20	7	SUMMERS	33.550	32	SIMMONDS	47.996	32	SIMMONDS	25.495	20	32	SIMMONDS	1:46.946	1:47.466	0.520
21	20	COTTRILL	36.490	9	LYONS	54.379	9	LYONS	28.515	21	9	LYONS	1:59.851	2:00.836	0.985
22	9	LYONS	36.957	20	COTTRILL	55.335	20	COTTRILL	28.531	22	20	COTTRILL	2:00.356	2:00.356	0.000

Weather / Track : Sunny / Dry

Brands Hatch GP
Circuit Length = 2.4332 miles
Start: 17:43 Flag 18:00 End: 18:02

Results can be found at www.tsl-timing.com

Printed - 18:03 Saturday, 29 June 2019

Legends of Brands Hatch Superprix

HSCC XL Aurora Trophy

RACE 7 - BEST SPEEDS

	INTERMEDIATE 1			INTERMEDIATE 2			FINISH LINE		
POS	NO	NAME	MPH	NO	NAME	MPH	NO	NAME	MPH
1	**34**	THORNTON	**120.0**	**64**	LYONS	**105.8**	**34**	THORNTON	**144.6**
2	**64**	LYONS	**119.8**	**18**	DE SILVA	**101.8**	**64**	LYONS	**141.8**
3	**18**	DE SILVA	**115.5**	**27**	EAGLING	**101.3**	**71**	TAYLOR	**140.6**
4	**77**	SMITH	**113.9**	**34**	THORNTON	**98.6**	**74**	LYONS	**137.5**
5	**27**	EAGLING	**112.0**	**77**	SMITH	**97.1**	**18**	DE SILVA	**136.6**
6	**44**	MERCER	**108.5**	**44**	MERCER	**96.6**	**77**	SMITH	**135.5**
7	**74**	LYONS	**107.7**	**71**	TAYLOR	**95.0**	**27**	EAGLING	**132.8**
8	**71**	TAYLOR	**107.7**	**56**	STILES	**93.9**	**44**	MERCER	**128.5**
9	**61**	WORRAD	**105.1**	**55**	FINCH	**93.5**	**76**	BARRY	**128.0**
10	**55**	FINCH	**103.4**	**82**	SMITH	**92.3**	**61**	WORRAD	**124.9**
11	**57**	LACKFORD	**102.1**	**61**	WORRAD	**91.6**	**55**	FINCH	**124.9**
12	**99**	PYETT	**101.5**	**93**	ERNST	**90.4**	**99**	PYETT	**124.7**
13	**76**	BARRY	**101.5**	**74**	LYONS	**90.0**	**82**	SMITH	**122.2**
14	**82**	SMITH	**101.0**	**99**	PYETT	**89.1**	**57**	LACKFORD	**122.2**
15	**56**	STILES	**98.6**	**57**	LACKFORD	**89.0**	**56**	STILES	**119.1**
16	**93**	ERNST	**98.1**	**11**	ARIF	**88.7**	**93**	ERNST	**118.7**
17	**111**	WILLIAMS	**94.5**	**76**	BARRY	**85.9**	**7**	SUMMERS	**118.7**
18	**7**	SUMMERS	**94.5**	**111**	WILLIAMS	**83.6**	**32**	SIMMONDS	**117.7**
19	**11**	ARIF	**91.8**	**32**	SIMMONDS	**82.0**	**20**	COTTRILL	**114.1**
20	**32**	SIMMONDS	**89.5**	**7**	SUMMERS	**76.0**	**111**	WILLIAMS	**113.5**
21	**20**	COTTRILL	**88.0**	**20**	COTTRILL	**74.2**	**11**	ARIF	**107.2**
22	**9**	LYONS	**85.4**	**9**	LYONS	**70.1**	**9**	LYONS	**101.6**

Weather / Track : Sunny / Dry

Brands Hatch GP
Circuit Length = 2.4332 miles
Start: 17:43 Flag 18:00 End: 18:02

Results can be found at www.tsl-timing.com

Printed - 18:04 Saturday, 29 June 2019

Legends of Brands Hatch Superprix

HSCC XL Aurora Trophy

RACE 7 - STATISTICS

Competitors Started	22
Planned Start	2019-06-29 @ 17:35:00.000
Actual Start	2019-06-29 @ 17:43:57.932
Finish Time	2019-06-29 @ 18:00:05.000
Track Length	2.4332mi.
Total Laps	212
Total Distance Covered	515.8573mi.

Session Fastest Lap History

NO	CL	NAME	LAP TIME	TIME OF DAY	LAP	VEHICLE
64	F	**Michael LYONS**	**1:31.009**	17:45:28.956	1	Lola T400
64	F	**Michael LYONS**	**1:26.575**	17:46:55.532	2	Lola T400
64	F	**Michael LYONS**	**1:26.427**	17:48:21.958	3	Lola T400
64	F	**Michael LYONS**	**1:26.192**	17:51:16.020	5	Lola T400

Session Leader History

NO	CL	NAME	FROM LAP	LAPS LED	DISTANCE	VEHICLE
64	F	**Michael LYONS**	1	11	26.76 miles	Lola T400

Flag History

TYPE	TIME OF DAY
GREEN	17:43:57.932
FINISH	18:00:05.000

Flag Statistics

TYPE	COUNT	TOTAL LAPS	TOTAL TIME
Green	1	11	18:11.606
Red	0	0	0.000
Safety Car	0	0	0.000
FCY	0	0	0.000

Brands Hatch GP
Circuit Length = 2.4332 miles
Start: 17:43 Flag 18:00 End: 18:02

Weather / Track : Sunny / Dry

These results are provisional until the conclusion of any judicial and technical matters.

Clerk Of Course : Julian Floyd		Timekeeper : Nick Palmer

Legends of Brands Hatch Superprix

HSCC XL Aurora Trophy

RACE 7 - STATISTICS

CLASS : A

2 Starters

Fastest Lap History

NO	NAME	LAP TIME	TIME OF DAY	LAP	VEHICLE
99	**Daniel PYETT**	**1:49.799**	17:45:47.745	1	Tecno F2
99	**Daniel PYETT**	**1:41.859**	17:47:29.604	2	Tecno F2
99	**Daniel PYETT**	**1:41.582**	17:49:11.186	3	Tecno F2
99	**Daniel PYETT**	**1:39.779**	17:50:50.965	4	Tecno F2
99	**Daniel PYETT**	**1:39.138**	17:52:30.102	5	Tecno F2
99	**Daniel PYETT**	**1:38.548**	18:00:47.083	10	Tecno F2

Leader History

NO	NAME	FROM LAP	LAPS LED	DISTANCE	VEHICLE
99	**Daniel PYETT**	1	10	24.33 miles	Tecno F2

Brands Hatch GP
Circuit Length = 2.4332 miles
Start: 17:43 Flag 18:00 End: 18:02

Weather / Track : Sunny / Dry

These results are provisional until the conclusion of any judicial and technical matters.

Clerk Of Course : Julian Floyd		Timekeeper : Nick Palmer

Legends of Brands Hatch Superprix

HSCC XL Aurora Trophy

RACE 7 - STATISTICS

CLASS : B

3 Starters

Fastest Lap History

NO	NAME	LAP TIME	TIME OF DAY	LAP	VEHICLE
44	**Marc MERCER**	**1:37.935**	17:45:35.881	1	March 73B
44	**Marc MERCER**	**1:31.902**	17:47:07.783	2	March 73B
44	**Marc MERCER**	**1:31.011**	17:48:38.794	3	March 73B
44	**Marc MERCER**	**1:30.679**	17:51:40.732	5	March 73B
44	**Marc MERCER**	**1:30.656**	17:54:43.600	7	March 73B

Leader History

NO	NAME	FROM LAP	LAPS LED	DISTANCE	VEHICLE
44	**Marc MERCER**	1	7	17.03 miles	March 73B
61	**Steve WORRAD**	8	3	7.29 miles	Chevron B49

Brands Hatch GP

Weather / Track : Sunny / Dry

Circuit Length = 2.4332 miles

These results are provisional until the conclusion of any judicial and technical matters.

Start: 17:43 Flag 18:00 End: 18:02

Clerk Of Course : Julian Floyd		Timekeeper : Nick Palmer

Legends of Brands Hatch Superprix

HSCC XL Aurora Trophy

RACE 7 - STATISTICS

CLASS : C

3 Starters

Fastest Lap History

NO	NAME	LAP TIME	TIME OF DAY	LAP	VEHICLE
18	**Timothy DE SILVA**	**1:33.144**	17:45:31.084	1	Chevron B35
18	**Timothy DE SILVA**	**1:27.767**	17:46:58.851	2	Chevron B35
18	**Timothy DE SILVA**	**1:27.704**	17:48:26.554	3	Chevron B35

Leader History

NO	NAME	FROM LAP	LAPS LED	DISTANCE	VEHICLE
18	**Timothy DE SILVA**	1	11	26.76 miles	Chevron B35

Brands Hatch GP
Circuit Length = 2.4332 miles
Start: 17:43 Flag 18:00 End: 18:02

Weather / Track : Sunny / Dry

These results are provisional until the conclusion of any judicial and technical matters.

Clerk Of Course : Julian Floyd		Timekeeper : Nick Palmer

Legends of Brands Hatch Superprix

HSCC XL Aurora Trophy

RACE 7 - STATISTICS

CLASS : E

3 Starters

Fastest Lap History

NO	NAME	LAP TIME	TIME OF DAY	LAP	VEHICLE
34	**Greg THORNTON**	**1:34.006**	17:45:31.947	1	Surtees TS11
34	**Greg THORNTON**	**1:28.902**	17:47:00.850	2	Surtees TS11
34	**Greg THORNTON**	**1:28.252**	17:48:29.102	3	Surtees TS11

Leader History

NO	NAME	FROM LAP	LAPS LED	DISTANCE	VEHICLE
34	**Greg THORNTON**	1	4	9.73 miles	Surtees TS11
7	**Richard SUMMERS**	5	6	14.59 miles	Lola T140

Brands Hatch GP

Weather / Track : Sunny / Dry

Circuit Length = 2.4332 miles

These results are provisional until the conclusion of any judicial and technical matters.

Start: 17:43 Flag 18:00 End: 18:02

Clerk Of Course : Julian Floyd		Timekeeper : Nick Palmer

Legends of Brands Hatch Superprix

HSCC XL Aurora Trophy

RACE 7 - STATISTICS

CLASS : F

4 Starters

Fastest Lap History

NO	NAME	LAP TIME	TIME OF DAY	LAP	VEHICLE
64	**Michael LYONS**	**1:31.009**	17:45:28.956	1	Lola T400
64	**Michael LYONS**	**1:26.575**	17:46:55.532	2	Lola T400
64	**Michael LYONS**	**1:26.427**	17:48:21.958	3	Lola T400
64	**Michael LYONS**	**1:26.192**	17:51:16.020	5	Lola T400

Leader History

NO	NAME	FROM LAP	LAPS LED	DISTANCE	VEHICLE
64	**Michael LYONS**	1	11	26.76 miles	Lola T400

Brands Hatch GP

Weather / Track : Sunny / Dry

Circuit Length = 2.4332 miles

These results are provisional until the conclusion of any judicial and technical matters.

Start: 17:43 Flag 18:00 End: 18:02

Clerk Of Course : Julian Floyd		Timekeeper : Nick Palmer

Legends of Brands Hatch Superprix

HSCC XL Aurora Trophy

RACE 7 - STATISTICS

CLASS : G

2 Starters

Fastest Lap History

NO	NAME	LAP TIME	TIME OF DAY	LAP	VEHICLE
55	**Jon FINCH**	**1:47.485**	17:45:45.432	1	Ralt RT1
55	**Jon FINCH**	**1:40.855**	17:47:26.288	2	Ralt RT1
55	**Jon FINCH**	**1:39.739**	17:49:06.027	3	Ralt RT1
55	**Jon FINCH**	**1:39.735**	17:52:25.618	5	Ralt RT1
55	**Jon FINCH**	**1:39.402**	17:57:28.406	8	Ralt RT1
55	**Jon FINCH**	**1:39.070**	18:00:47.066	10	Ralt RT1

Leader History

NO	NAME	FROM LAP	LAPS LED	DISTANCE	VEHICLE
55	**Jon FINCH**	1	10	24.33 miles	Ralt RT1

Brands Hatch GP

Weather / Track : Sunny / Dry

Circuit Length = 2.4332 miles

These results are provisional until the conclusion of any judicial and technical matters.

Start: 17:43 Flag 18:00 End: 18:02

Clerk Of Course : Julian Floyd		Timekeeper : Nick Palmer

Legends of Brands Hatch Superprix

HSCC XL Aurora Trophy

RACE 7 - STATISTICS

CLASS : I

1 Starters

Fastest Lap History

NO	NAME	LAP TIME	TIME OF DAY	LAP	VEHICLE
9	**Judy LYONS**	**2:09.537**	17:46:07.498	1	Surtees TS9
9	**Judy LYONS**	**2:00.836**	17:48:08.327	2	Surtees TS9

Leader History

NO	NAME	FROM LAP	LAPS LED	DISTANCE	VEHICLE
9	**Judy LYONS**	1	8	19.46 miles	Surtees TS9

Brands Hatch GP

Weather / Track : Sunny / Dry

Circuit Length = 2.4332 miles

These results are provisional until the conclusion of any judicial and technical matters.

Start: 17:43 Flag 18:00 End: 18:02

Clerk Of Course : Julian Floyd		Timekeeper : Nick Palmer

Legends of Brands Hatch Superprix

HSCC XL Aurora Trophy

RACE 7 - STATISTICS

CLASS : H

4 Starters

Fastest Lap History

NO	NAME	LAP TIME	TIME OF DAY	LAP	VEHICLE
56	**Ben STILES**	**1:43.773**	17:45:41.721	1	Van Diemen RF82
56	**Ben STILES**	**1:37.174**	17:47:18.895	2	Van Diemen RF82
82	**Paul SMITH**	**1:36.248**	17:47:19.856	2	Ralt RT3
82	**Paul SMITH**	**1:35.926**	17:48:55.777	3	Ralt RT3

Leader History

NO	NAME	FROM LAP	LAPS LED	DISTANCE	VEHICLE
56	**Ben STILES**	1	4	9.73 miles	Van Diemen RF82
82	**Paul SMITH**	5	2	4.86 miles	Ralt RT3
56	**Ben STILES**	7	1	2.43 miles	Van Diemen RF82
82	**Paul SMITH**	8	1	2.43 miles	Ralt RT3
56	**Ben STILES**	9	1	2.43 miles	Van Diemen RF82
82	**Paul SMITH**	10	1	2.43 miles	Ralt RT3

Brands Hatch GP

Weather / Track : Sunny / Dry

Circuit Length = 2.4332 miles

These results are provisional until the conclusion of any judicial and technical matters.

Start: 17:43 Flag 18:00 End: 18:02

Clerk Of Course : Julian Floyd		Timekeeper : Nick Palmer

Sheet No:

Legends of Brands Hatch Superprix

HSCC XL Aurora Trophy

RACE 13 - GRID (20 minutes)

ROW 11	21	34	Greg THORNTON				
ROW 10	19	9	Judy LYONS	20	20	John COTTRILL	
ROW 9	17	7	Richard SUMMERS	18	32	Adam SIMMONDS	
ROW 8	15	111	Jeff WILLIAMS	16	11	Wil ARIF	
ROW 7	13	57	Robin LACKFORD	14	76	Tim BARRY	
ROW 6	11	44	Marc MERCER	12	93	Rudolf ERNST	
ROW 5	9	55	Jon FINCH	10	99	Daniel PYETT	
ROW 4	7	56	Ben STILES	8	71	Simon TAYLOR	
ROW 3	5	74	Frank LYONS	6	82	Paul SMITH	
ROW 2	3	77	Andy SMITH	4	61	Steve WORRAD	
ROW 1	1	64	Michael LYONS	2	18	Timothy DE SILVA	
			Pole				

Brands Hatch GP
Circuit Length = 2.4332 miles

These results are provisional until the conclusion of any judicial and technical matters.

Clerk Of Course :		Timekeeper : Nick Palmer

Results can be found at www.tsl-timing.com

Printed - 10:04 Sunday, 30 June 2019

Sheet No:

Legends of Brands Hatch Superprix

HSCC XL Aurora Trophy

RACE 13 - CLASSIFICATION

POS	NO	CL	PIC	NAME	ENTRY	LAPS	TIME	GAP	DIFF	MPH	BEST	ON
1	64	F	1	Michael LYONS	Lola T400	13	20:52.052			90.95	1:25.199	3
2	77	C	1	Andy SMITH	March 742	13	21:07.263	15.211	15.211	89.86	1:27.887	7
3	44	B	1	Marc MERCER	March 73B	13	21:30.672	38.620	23.409	88.23	1:32.000	4
4	61	B	2	Steve WORRAD	Chevron B49	13	21:31.697	39.645	1.025	88.16	1:33.817	12
5	82	H	1	Paul SMITH	Ralt RT3	12	21:11.708	1 Lap	1 Lap	82.65	1:35.465	7
6	99	A	1	Daniel PYETT	Tecno F2	12	21:14.707	1 Lap	2.999	82.46	1:36.332	12
7	74	F	2	Frank LYONS	Gurney Eagle FA74	12	21:17.827	1 Lap	3.120	82.26	1:37.093	4
8	56	H	2	Ben STILES	Van Diemen RF82	12	21:18.269	1 Lap	0.442	82.23	1:36.678	4
9	55	G	1	Jon FINCH	Ralt RT1	12	21:22.403	1 Lap	4.134	81.96	1:38.638	3
10	57	B	3	Robin LACKFORD	GRD 272	12	21:27.301	1 Lap	4.898	81.65	1:39.196	4
11	93	G	2	Rudolf ERNST	Ralt RT1	12	21:28.133	1 Lap	0.832	81.60	1:39.870	12
12	111	H	3	Jeff WILLIAMS	Van Diemen RF82	12	21:32.136	1 Lap	4.003	81.35	1:42.543	11
13	11	H	4	Wil ARIF	Van Diemen RF82	12	21:34.092	1 Lap	1.956	81.22	1:41.827	6
14	76	F	3	Tim BARRY	Trojan T102	12	21:34.991	1 Lap	0.899	81.17	1:40.945	5
15	7	E	1	Richard SUMMERS	Lola T140	12	21:51.213	1 Lap	16.222	80.16	1:42.636	12
16	32	E	2	Adam SIMMONDS	Lola T142	12	21:56.304	1 Lap	5.091	79.85	1:44.549	12
17	9	I	1	Judy LYONS	Surtees TS9	11	22:15.314	2 Laps	1 Lap	72.16	1:54.853	11
18	20	A	2	John COTTRILL	Brabham BT30	11	22:15.413	2 Laps	0.099	72.15	1:53.387	11
				NOT CLASSIFIED								
DNF	34	E		Greg THORNTON	Surtees TS11	6	9:31.229	7 Laps	5 Laps	92.01	1:30.627	6
DNF	18	C		Timothy DE SILVA	Chevron B35	2	3:02.310	11 Laps	4 Laps	96.09	1:27.384	2

FASTEST LAP

64	F	Michael LYONS	Lola T400	3	1:25.199	102.81 mph	165.46 kph
18	C	Timothy DE SILVA	Chevron B35	2	1:27.384	100.24 mph	161.32 kph
34	E	Greg THORNTON	Surtees TS11	6	1:30.627	96.65 mph	155.55 kph
44	B	Marc MERCER	March 73B	4	1:32.000	95.21 mph	153.23 kph
82	H	Paul SMITH	Ralt RT3	7	1:35.465	91.75 mph	147.67 kph
99	A	Daniel PYETT	Tecno F2	12	1:36.332	90.93 mph	146.34 kph
55	G	Jon FINCH	Ralt RT1	3	1:38.638	88.80 mph	142.92 kph
9	I	Judy LYONS	Surtees TS9	11	1:54.853	76.27 mph	122.74 kph

Car 71 - non starter.

Brands Hatch GP
Circuit Length = 2.4332 miles
Start: 14:49 Flag 15:10 End: 15:12

Weather / Track : Sunny / Dry

These results are provisional until the conclusion of any judicial and technical matters.

Clerk Of Course : Julian Floyd		Timekeeper : Nick Palmer

Results can be found at www.tsl-timing.com

Printed - 15:12 Sunday, 30 June 2019

Legends of Brands Hatch Superprix

HSCC XL Aurora Trophy

RACE 13 - LAP CHART

LAP 1		@ 14:50:59.541
NO	BEHIND	LAP TIME
64		1:29.553
77	3.608	1:33.161
18	5.373	1:34.926
61	9.223	1:38.776
44	10.367	1:39.920
74	12.894	1:42.447
82	13.809	1:43.362
56	14.740	1:44.293
55	15.243	1:44.796
99	16.516	1:46.069
76	17.691	1:47.244
57	17.886	1:47.439
34	17.954	1:47.507
111	21.867	1:51.420
93	21.955	1:51.508
11	23.180	1:52.733
7	23.709	1:53.262
32	26.496	1:56.049
9	38.067	2:07.620
20	38.519	2:08.072

LAP 2		@ 14:52:24.952
NO	BEHIND	LAP TIME
64		1:25.411
77	6.515	1:28.318
18	7.346	1:27.384
61	18.646	1:34.834
44	18.742	1:33.786
74	25.536	1:38.053
82	26.312	1:37.914
34	26.508	1:33.965
56	26.976	1:37.647
55	29.512	1:39.680
99	30.080	1:38.975
57	33.741	1:41.266
76	34.669	1:42.389
93	38.107	1:41.563
111	40.055	1:43.599
11	41.048	1:43.279
7	43.382	1:45.084
32	50.702	1:49.617
9	1:09.952	1:57.296
20	1:10.323	1:57.215

LAP 3		@ 14:53:50.151
NO	BEHIND	LAP TIME
64		1:25.199
77	11.710	1:30.394
44	25.794	1:32.251
61	27.617	1:34.170
34	36.625	1:35.316
74	38.016	1:37.679
56	39.664	1:37.887
82	39.702	1:38.589
55	42.951	1:38.638
99	43.036	1:38.155
57	49.080	1:40.538
76	53.585	1:44.115
93	54.193	1:41.285
111	57.500	1:42.644
11	58.337	1:42.488
7	1:03.479	1:45.296
32	1:13.679	1:48.176

LAP 4		@ 14:55:15.879
NO	BEHIND	LAP TIME
64		1:25.728
77	15.423	1:29.441
9	1 Lap	2:00.131
20	1 Lap	2:00.327
44	32.066	1:32.000
61	36.474	1:34.585
34	41.557	1:30.660
74	49.381	1:37.093
56	50.614	1:36.678
82	51.725	1:37.751
99	54.845	1:37.537
55	56.761	1:39.538
57	1:02.548	1:39.196
76	1:10.134	1:42.277
93	1:11.341	1:42.876
111	1:14.390	1:42.618
11	1:15.659	1:43.050
7	1:24.193	1:46.442

LAP 5		@ 14:56:43.153
NO	BEHIND	LAP TIME
64		1:27.274
32	1 Lap	1:49.899
77	16.105	1:27.956
44	38.132	1:33.340
61	45.281	1:36.081
34	47.437	1:33.154
9	1 Lap	2:01.914
20	1 Lap	2:01.855
74	1:01.444	1:39.337
56	1:01.908	1:38.568
82	1:02.043	1:37.592
99	1:04.339	1:36.768
55	1:08.938	1:39.451
57	1:16.140	1:40.866
76	1:23.805	1:40.945
93	1:24.684	1:40.617

Weather / Track : Sunny / Dry

Brands Hatch GP
Circuit Length = 2.4332 miles
Start: 14:49 Flag 15:10 End: 15:12

Legends of Brands Hatch Superprix

HSCC XL Aurora Trophy

RACE 13 - LAP CHART

LAP 6		@ 14:58:10.904
NO	BEHIND	LAP TIME
64		1:27.751
111	1 Lap	1:43.075
11	1 Lap	1:43.019
7	1 Lap	1:45.827
77	17.767	1:29.413
32	1 Lap	1:48.741
44	42.618	1:32.237
34	50.313	1:30.627
61	52.445	1:34.915
74	1:12.347	1:38.654
82	1:13.390	1:39.098
56	1:13.937	1:39.780
99	1:14.366	1:37.778
55	1:21.225	1:40.038
9	1 Lap	2:00.357
20	1 Lap	2:00.220

LAP 7		@ 14:59:39.932
NO	BEHIND	LAP TIME
64		1:29.028
57	1 Lap	1:40.685
93	1 Lap	1:42.527
76	1 Lap	1:44.621
111	1 Lap	1:42.579
11	1 Lap	1:41.827
77	16.626	1:27.887
7	1 Lap	1:46.105
44	46.935	1:33.345
32	1 Lap	1:47.842
61	59.380	1:35.963
82	1:19.827	1:35.465
74	1:22.372	1:39.053
99	1:23.352	1:38.014
56	1:23.723	1:38.814

LAP 8		@ 15:01:08.561
NO	BEHIND	LAP TIME
64		1:28.629
55	1 Lap	1:41.079
57	1 Lap	1:43.466
77	21.835	1:33.838
93	1 Lap	1:41.591
76	1 Lap	1:45.113
111	1 Lap	1:43.127
11	1 Lap	1:43.352
9	2 Laps	2:05.778
20	2 Laps	2:07.473
7	1 Lap	1:46.087
44	50.864	1:32.558
61	1:08.361	1:37.610
32	1 Lap	1:49.341

LAP 9		@ 15:02:36.027
NO	BEHIND	LAP TIME
64		1:27.466
82	1 Lap	1:36.884
99	1 Lap	1:37.812
74	1 Lap	1:40.144
56	1 Lap	1:39.293
55	1 Lap	1:39.221
77	28.663	1:34.294
57	1 Lap	1:47.216
93	1 Lap	1:41.012
76	1 Lap	1:45.435
111	1 Lap	1:44.670
11	1 Lap	1:44.609
9	2 Laps	2:00.737
20	2 Laps	2:04.540
44	1:14.345	1:50.947
7	1 Lap	1:58.142
61	1:21.645	1:40.750
32	1 Lap	1:52.055

LAP 10		@ 15:04:56.927
NO	BEHIND	LAP TIME
64		2:20.900
82	1 Lap	2:21.173
99	1 Lap	2:17.363
74	1 Lap	2:17.049
56	1 Lap	2:16.912
55	1 Lap	2:08.405
77	4.778	1:57.015
57	1 Lap	1:52.134
93	1 Lap	1:50.935
76	1 Lap	1:50.618
111	1 Lap	1:49.452
11	1 Lap	1:49.514
9	2 Laps	2:01.997
20	2 Laps	2:06.385
44	59.559	2:06.114
7	1 Lap	2:01.427
61	1:01.168	2:00.423
32	1 Lap	1:52.476

Weather / Track : Sunny / Dry

Brands Hatch GP
Circuit Length = 2.4332 miles
Start: 14:49 Flag 15:10 End: 15:12

Legends of Brands Hatch Superprix

HSCC XL Aurora Trophy

RACE 13 - LAP CHART

LAP 11	@ 15:07:27.759	
NO	BEHIND	LAP TIME
64		2:30.832
82	1 Lap	2:31.970
99	1 Lap	2:32.437
74	1 Lap	2:31.902
56	1 Lap	2:32.237
55	1 Lap	2:32.206
77	5.693	2:31.747
57	1 Lap	2:31.504
93	1 Lap	2:31.041
76	1 Lap	2:22.353
111	1 Lap	2:23.543
11	1 Lap	2:23.417
9	2 Laps	2:01.137
44	25.058	1:56.331
61	25.278	1:54.942
7	1 Lap	1:56.210
20	2 Laps	1:58.431
32	1 Lap	1:51.068

LAP 12	@ 15:08:53.356	
NO	BEHIND	LAP TIME
64		1:25.597
82	1 Lap	1:36.139
77	14.968	1:34.872
99	1 Lap	1:37.467
74	1 Lap	1:38.338
56	1 Lap	1:38.655
55	1 Lap	1:40.209
57	1 Lap	1:43.527
93	1 Lap	1:43.308
76	1 Lap	1:43.636
111	1 Lap	1:42.543
11	1 Lap	1:42.612
44	32.331	1:32.870
61	33.498	1:33.817
7	1 Lap	1:44.695
32	1 Lap	1:46.491
9	2 Laps	2:03.494
20	2 Laps	1:57.508

LAP 13	@ 15:10:22.040	
NO	BEHIND	LAP TIME
64		1:28.684
77	15.211	1:28.927
82	1 Lap	1:35.771
99	1 Lap	1:36.332
74	1 Lap	1:38.078
56	1 Lap	1:37.505
55	1 Lap	1:39.142
57	1 Lap	1:39.464
93	1 Lap	1:39.870
44	38.620	1:34.973
61	39.645	1:34.831
111	1 Lap	1:42.866
11	1 Lap	1:44.192
76	1 Lap	1:46.245
7	1 Lap	1:42.636
32	1 Lap	1:44.549
9	2 Laps	1:54.853
20	2 Laps	1:53.387

Weather / Track : Sunny / Dry

Brands Hatch GP
Circuit Length = 2.4332 miles
Start: 14:49 Flag 15:10 End: 15:12

Legends of Brands Hatch Superprix

HSCC XL Aurora Trophy

RACE 13 - SECTOR ANALYSIS

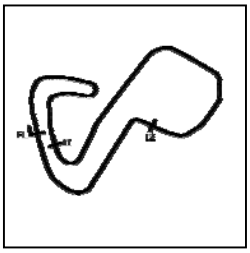

SECTOR 1 = FL to I1, SECTOR 2 = I1 to I2, SECTOR 3 = I2 to FL, DIFF = Difference To Personal Best Lap, P = Crossed Finish Line in Pit Lane, D = Time Disallowed

P1 64 F Michael LYONS Lola T400

IDEAL LAP TIME : 1:25.103 BEST LAP TIME : 1:25.199 DIFFERENCE : 0.096

LAP	SECTOR 1		SECTOR 2		SECTOR 3		LAP TIME		MPH	DIFF	TIME OF DAY
1 -		118.5	38.356	99.1	20.353	142.4	1:29.553		97.81	4.354	14:50:59.541
2 -	27.544	119.1	37.688	***104.6***	***20.179***	143.0	1:25.411	(2)	102.56	0.212	14:52:24.952
3 -	27.339	119.6	***37.662***	101.2	20.198	142.4	***1:25.199***	(1)	***102.81***		***14:53:50.151***
4 -	27.338	118.9	38.208	102.2	20.182	***143.3***	1:25.728		102.18	0.529	14:55:15.879
5 -	***27.262***	***120.0***	39.829	101.9	20.183	142.4	1:27.274		100.37	2.075	14:56:43.153
6 -	28.091	112.4	38.471	100.9	21.189	142.1	1:27.751		99.82	2.552	14:58:10.904
7 -	29.015	88.6	39.515	99.8	20.498	142.4	1:29.028		98.39	3.829	14:59:39.932
8 -	29.320	119.1	39.095	100.6	20.214	142.7	1:28.629		98.83	3.430	15:01:08.561
9 -	27.471	117.1	39.462	101.9	20.533	142.7	1:27.466		100.15	2.267	15:02:36.027
10 -	40.500	47.1	1:05.821	64.9	34.579	72.1	2:20.900		62.17	55.701	15:04:56.927
11 -	48.256	62.6	1:07.419	44.5	35.157	141.2	2:30.832		58.07	1:05.633	15:07:27.759
12 -	27.678	***120.0***	37.702	100.7	20.217	142.1	1:25.597	(3)	102.33	0.398	15:08:53.356
13 -	27.781	108.7	39.525	99.1	21.378	117.9	1:28.684		98.77	3.485	15:10:22.040

P2 77 C Andy SMITH March 742

IDEAL LAP TIME : 1:27.747 BEST LAP TIME : 1:27.887 DIFFERENCE : 0.140

LAP	SECTOR 1		SECTOR 2		SECTOR 3		LAP TIME		MPH	DIFF	TIME OF DAY
1 -		109.1	39.367	91.1	21.232	135.8	1:33.161		94.02	5.274	14:51:03.149
2 -	28.447	110.5	38.851	93.5	21.020	137.5	1:28.318	(3)	99.18	0.431	14:52:31.467
3 -	28.243	110.3	40.276	83.0	21.875	135.5	1:30.394		96.90	2.507	14:54:01.861
4 -	***28.109***	110.3	39.331	93.0	22.001	135.5	1:29.441		97.93	1.554	14:55:31.302
5 -	28.248	***112.7***	38.893	94.6	***20.815***	136.9	1:27.956	(2)	99.59	0.069	14:56:59.258
6 -	28.499	108.7	39.462	89.7	21.452	***137.7***	1:29.413		97.97	1.526	14:58:28.671
7 -	28.227	112.5	***38.823***	***97.5***	20.837	136.9	***1:27.887***	(1)	***99.67***		***14:59:56.558***
8 -	29.534	102.9	42.942	92.0	21.362	136.1	1:33.838		93.35	5.951	15:01:30.396
9 -	28.687	110.7	40.014	90.8	25.593	103.5	1:34.294		92.89	6.407	15:03:04.690
10 -	35.725	65.4	50.643	69.7	30.647	76.6	1:57.015		74.86	29.128	15:05:01.705
11 -	51.780	47.7	1:03.370	39.4	36.597	123.3	2:31.747		57.72	1:03.860	15:07:33.452
12 -	30.549	101.9	42.304	95.8	22.019	131.8	1:34.872		92.33	6.985	15:09:08.324
13 -	28.304	107.8	39.486	96.6	21.137	137.2	1:28.927		98.50	1.040	15:10:37.251

P3 44 B Marc MERCER March 73B

IDEAL LAP TIME : 1:31.703 BEST LAP TIME : 1:32.000 DIFFERENCE : 0.297

LAP	SECTOR 1		SECTOR 2		SECTOR 3		LAP TIME		MPH	DIFF	TIME OF DAY
1 -		97.3	42.835	90.4	21.957	128.3	1:39.920		87.66	7.920	14:51:09.908
2 -	29.454	104.5	42.038	91.6	22.294	128.5	1:33.786		93.40	1.786	14:52:43.694
3 -	29.162	105.6	41.130	90.0	21.959	128.3	1:32.251	(3)	94.95	0.251	14:54:15.945
4 -	29.180	105.5	***40.915***	93.4	21.905	128.8	***1:32.000***	(1)	***95.21***		***14:55:47.945***
5 -	29.033	106.5	42.217	93.2	22.090	128.8	1:33.340		93.84	1.340	14:57:21.285
6 -	***28.984***	105.3	41.207	93.9	22.046	128.5	1:32.237	(2)	94.97	0.237	14:58:53.522
7 -	29.068	106.8	41.933	89.1	22.344	127.5	1:33.345		93.84	1.345	15:00:26.867
8 -	29.536	105.5	41.218	***95.7***	***21.804***	***129.8***	1:32.558		94.64	0.558	15:01:59.425
9 -	29.597	105.5	51.208	62.1	30.142	96.0	1:50.947		78.95	18.947	15:03:50.372
10 -	42.204	77.9	55.843	63.3	28.067	104.0	2:06.114		69.45	34.114	15:05:56.486
11 -	37.695	81.8	52.342	69.9	26.294	125.2	1:56.331		75.30	24.331	15:07:52.817
12 -	29.843	106.3	41.095	93.7	21.932	128.5	1:32.870		94.32	0.870	15:09:25.687
13 -	28.995	***107.2***	43.609	86.3	22.369	129.3	1:34.973		92.23	2.973	15:11:00.660

P4 61 B Steve WORRAD Chevron B49

IDEAL LAP TIME : 1:33.117 BEST LAP TIME : 1:33.817 DIFFERENCE : 0.700

LAP	SECTOR 1		SECTOR 2		SECTOR 3		LAP TIME		MPH	DIFF	TIME OF DAY
1 -		103.4	42.360	91.8	22.711	126.1	1:38.776		88.68	4.959	14:51:08.764
2 -	29.987	100.1	42.305	89.9	22.542	126.8	1:34.834		92.37	1.017	14:52:43.598
3 -	30.116	103.2	41.575	89.4	22.479	126.6	1:34.170	(2)	93.02	0.353	14:54:17.768
4 -	29.890	101.3	41.975	85.3	22.720	126.8	1:34.585	(3)	92.61	0.768	14:55:52.353
5 -	29.803	100.4	43.192	83.3	23.086	126.3	1:36.081		91.17	2.264	14:57:28.434
6 -	30.048	99.5	42.366	85.4	22.501	***127.3***	1:34.915		92.29	1.098	14:59:03.349

Weather / Track : Sunny / Dry

Brands Hatch GP
Circuit Length = 2.4332 miles
Start: 14:49 Flag 15:10 End: 15:12

Legends of Brands Hatch Superprix

HSCC XL Aurora Trophy

RACE 13 - SECTOR ANALYSIS

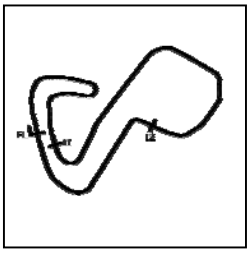

SECTOR 1 = FL to I1, SECTOR 2 = I1 to I2, SECTOR 3 = I2 to FL, DIFF = Difference To Personal Best Lap, P = Crossed Finish Line in Pit Lane, D = Time Disallowed

7 -	30.537	102.1	42.427	83.4	22.999	126.6	1:35.963	91.28	2.146	15:00:39.312
8 -	30.462	102.1	44.255	85.7	22.893	127.0	1:37.610	89.74	3.793	15:02:16.922
9 -	30.535	102.6	43.304	80.6	26.911	101.8	1:40.750	86.94	6.933	15:03:57.672
10 -	37.679	67.6	54.958	55.3	27.786	113.1	2:00.423	72.74	26.606	15:05:58.095
11 -	37.649	81.4	52.543	65.9	24.750	122.6	1:54.942	76.21	21.125	15:07:53.037
12 -	30.205	***104.5***	***41.464***	***92.3***	***22.148***	127.0	***1:33.817*** **(1)**	***93.37***		***15:09:26.854***
13 -	***29.505***	103.4	42.262	86.5	23.064	125.9	1:34.831	92.37	1.014	15:11:01.685

P5 82 H Paul SMITH Ralt RT3

IDEAL LAP TIME : 1:35.255 BEST LAP TIME : 1:35.465 DIFFERENCE : 0.210

LAP	SECTOR 1		SECTOR 2		SECTOR 3		LAP TIME	MPH	DIFF	TIME OF DAY
1 -		***99.8***	44.169	83.6	23.522	122.6	1:43.362	84.74	7.897	14:51:13.350
2 -	31.074	96.8	43.418	81.8	23.422		1:37.914	89.46	2.449	14:52:51.264
3 -	30.926	98.1	43.455	81.1	24.208		1:38.589	88.85	3.124	14:54:29.853
4 -	31.553	97.9	43.066	***90.5***	23.132	116.7	1:37.751	89.61	2.286	14:56:07.604
5 -	30.455	98.9	43.458	82.2	23.679	121.3	1:37.592	89.75	2.127	14:57:45.196
6 -	31.439	85.9	44.512	84.5	23.147		1:39.098	88.39	3.633	14:59:24.294
7 -	30.367	99.2	***42.134***	***90.5***	22.964		***1:35.465*** **(1)**	***91.75***		***15:00:59.759***
8 -	30.891	97.5	42.778	85.8	23.215		1:36.884	90.41	1.419	15:02:36.643
9 -	41.606	47.8	1:05.221	56.1	34.346	74.4	2:21.173	62.05	45.708	15:04:57.816
10 -	48.848	73.1	1:06.430	46.4	36.692		2:31.970	57.64	56.505	15:07:29.786
11 -	30.391	***99.8***	42.600	89.2	23.148		1:36.139 **(3)**	91.11	0.674	15:09:05.925
12 -	***30.315***	***99.8***	42.650	87.1	***22.806***	***122.9***	1:35.771 **(2)**	91.46	0.306	15:10:41.696

P6 99 A Daniel PYETT Tecno F2

IDEAL LAP TIME : 1:36.258 BEST LAP TIME : 1:36.332 DIFFERENCE : 0.074

LAP	SECTOR 1		SECTOR 2		SECTOR 3		LAP TIME	MPH	DIFF	TIME OF DAY
1 -		98.8	44.715	81.2	24.173	121.7	1:46.069	82.58	9.737	14:51:16.057
2 -	31.515	100.7	43.661	81.0	23.799	125.6	1:38.975	88.50	2.643	14:52:55.032
3 -	31.025	101.5	43.685	82.6	23.445	126.1	1:38.155	89.24	1.823	14:54:33.187
4 -	31.358	99.7	42.944	84.7	23.235	125.4	1:37.537	89.81	1.205	14:56:10.724
5 -	***30.916***	100.4	42.668	81.0	23.184	126.1	1:36.768 **(2)**	90.52	0.436	14:57:47.492
6 -	30.942	***101.9***	43.695	82.0	23.141	***126.3***	1:37.778	89.58	1.446	14:59:25.270
7 -	31.269	99.5	43.221	***89.8***	23.524	126.1	1:38.014	89.37	1.682	15:01:03.284
8 -	30.924	99.7	43.768	84.2	23.120	124.9	1:37.812	89.55	1.480	15:02:41.096
9 -	38.073	43.0	1:05.247	60.8	34.043	74.6	2:17.363	63.77	41.031	15:04:58.459
10 -	50.223	56.0	1:05.188	40.7	37.026	125.2	2:32.437	57.46	56.105	15:07:30.896
11 -	31.302	99.1	42.795	85.9	23.370	123.3	1:37.467 **(3)**	89.87	1.135	15:09:08.363
12 -	30.990	101.5	***42.359***	85.5	***22.983***	125.2	***1:36.332*** **(1)**	***90.93***		***15:10:44.695***

P7 74 F Frank LYONS Gurney Eagle FA74

IDEAL LAP TIME : 1:36.212 BEST LAP TIME : 1:37.093 DIFFERENCE : 0.881

LAP	SECTOR 1		SECTOR 2		SECTOR 3		LAP TIME	MPH	DIFF	TIME OF DAY
1 -		***102.9***	44.592	86.7	22.991	132.3	1:42.447	85.50	5.354	14:51:12.435
2 -	31.454	100.7	43.532	84.6	23.067	131.0	1:38.053 **(3)**	89.33	0.960	14:52:50.488
3 -	***30.749***	***102.9***	43.530	88.0	23.400	127.5	1:37.679 **(2)**	89.67	0.586	14:54:28.167
4 -	31.409	100.3	***42.915***	86.7	22.769	131.8	***1:37.093*** **(1)**	***90.22***		***14:56:05.260***
5 -	31.686	99.5	43.819	87.1	23.832	133.1	1:39.337	88.18	2.244	14:57:44.597
6 -	31.307	94.3	44.799	87.7	***22.548***	132.8	1:38.654	88.79	1.561	14:59:23.251
7 -	32.581	95.7	43.751	***89.4***	22.721	131.8	1:39.053	88.43	1.960	15:01:02.304
8 -	31.612	99.7	45.045	83.5	23.487	94.6	1:40.144	87.47	3.051	15:02:42.448
9 -	37.490	43.1	1:05.073	59.3	34.486	70.1	2:17.049	63.91	39.956	15:04:59.497
10 -	50.038	51.9	1:04.904	40.6	36.960	129.0	2:31.902	57.66	54.809	15:07:31.399
11 -	31.964	***102.9***	43.166	81.7	23.208	***137.5***	1:38.338	89.07	1.245	15:09:09.737
12 -	31.001	97.1	43.229	***89.4***	23.848	124.2	1:38.078	89.31	0.985	15:10:47.815

P8 56 H Ben STILES Van Diemen RF82

IDEAL LAP TIME : 1:36.475 BEST LAP TIME : 1:36.678 DIFFERENCE : 0.203

LAP	SECTOR 1		SECTOR 2		SECTOR 3		LAP TIME	MPH	DIFF	TIME OF DAY
1 -		96.6	44.241	77.0	24.095	116.9	1:44.293	83.99	7.615	14:51:14.281

Weather / Track : Sunny / Dry

Brands Hatch GP
Circuit Length = 2.4332 miles
Start: 14:49 Flag 15:10 End: 15:12

Legends of Brands Hatch Superprix

HSCC XL Aurora Trophy

RACE 13 - SECTOR ANALYSIS

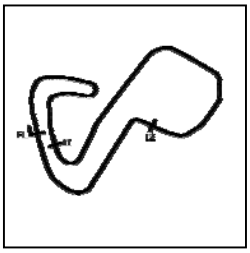

SECTOR 1 = FL to I1, SECTOR 2 = I1 to I2, SECTOR 3 = I2 to FL, DIFF = Difference To Personal Best Lap, P = Crossed Finish Line in Pit Lane, D = Time Disallowed

2 -	30.674	97.1	43.233	78.1	23.740	117.1	1:37.647	(3)	89.70	0.969	14:52:51.928
3 -	31.003	***97.2***	43.142	82.7	23.742	116.9	1:37.887		89.48	1.209	14:54:29.815
4 -	30.692	97.1	***42.875***	***92.4***	***23.111***	118.7	***1:36.678***	(1)	***90.60***		***14:56:06.493***
5 -	30.994	95.5	43.581	87.9	23.993	117.9	1:38.568		88.87	1.890	14:57:45.061
6 -	31.400	96.1	44.919	80.8	23.461	118.3	1:39.780		87.79	3.102	14:59:24.841
7 -	31.758	93.2	43.500	83.6	23.556	***121.3***	1:38.814		88.64	2.136	15:01:03.655
8 -	30.890	97.1	44.584	83.6	23.819	107.2	1:39.293		88.22	2.615	15:02:42.948
9 -	37.510	38.8	1:05.056	51.9	34.346	65.9	2:16.912		63.98	40.234	15:04:59.860
10 -	50.397	46.4	1:05.007	36.7	36.833	115.9	2:32.237		57.54	55.559	15:07:32.097
11 -	31.797	96.5	42.911	81.8	23.947	118.1	1:38.655		88.79	1.977	15:09:10.752
12 -	***30.489***	97.1	42.885	83.8	24.131	118.9	1:37.505	(2)	89.83	0.827	15:10:48.257

P9 55 G Jon FINCH Ralt RT1

IDEAL LAP TIME : 1:38.431 BEST LAP TIME : 1:38.638 DIFFERENCE : 0.207

LAP	SECTOR 1		SECTOR 2		SECTOR 3		LAP TIME		MPH	DIFF	TIME OF DAY
1 -		102.7	44.666	84.0	23.621	***125.4***	1:44.796		83.58	6.158	14:51:14.784
2 -	31.457	102.4	44.707	84.2	***23.516***	125.2	1:39.680		87.87	1.042	14:52:54.464
3 -	***31.138***	100.0	43.815	***87.2***	23.685	124.7	***1:38.638***	(1)	***88.80***		***14:54:33.102***
4 -	31.691	97.9	44.194	86.8	23.653	***125.4***	1:39.538		88.00	0.900	14:56:12.640
5 -	31.418	102.7	44.174	83.2	23.859	124.7	1:39.451		88.08	0.813	14:57:52.091
6 -	31.498	101.5	44.771	84.0	23.769	124.9	1:40.038		87.56	1.400	14:59:32.129
7 -	32.001	102.1	45.279	81.6	23.799	124.7	1:41.079		86.66	2.441	15:01:13.208
8 -	31.166	103.8	***43.777***	86.9	24.278	120.6	1:39.221	(3)	88.28	0.583	15:02:52.429
9 -	34.076	92.6	59.782	53.8	34.547	68.1	2:08.405		68.22	29.767	15:05:00.834
10 -	50.492	47.7	1:04.504	34.4	37.210	119.4	2:32.206		57.55	53.568	15:07:33.040
11 -	32.087	101.8	44.367	82.1	23.755	125.2	1:40.209		87.41	1.571	15:09:13.249
12 -	31.622	***104.5***	43.853	86.4	23.667	125.2	1:39.142	(2)	88.35	0.504	15:10:52.391

P10 57 B Robin LACKFORD GRD 272

IDEAL LAP TIME : 1:38.843 BEST LAP TIME : 1:39.196 DIFFERENCE : 0.353

LAP	SECTOR 1		SECTOR 2		SECTOR 3		LAP TIME		MPH	DIFF	TIME OF DAY
1 -		97.6	45.229	80.8	24.709	121.5	1:47.439		81.53	8.243	14:51:17.427
2 -	32.225	***101.5***	45.392	81.6	23.649	***125.2***	1:41.266		86.50	2.070	14:52:58.693
3 -	31.181	97.2	45.698	81.7	23.659	124.7	1:40.538	(3)	87.12	1.342	14:54:39.231
4 -	30.900	100.6	44.765	83.8	23.531	124.5	***1:39.196***	(1)	***88.30***		***14:56:18.427***
5 -	30.747	100.4	46.196	83.2	23.923	123.8	1:40.866		86.84	1.670	14:57:59.293
6 -	***30.729***	101.0	45.694	82.8	24.262	118.5	1:40.685		87.00	1.489	14:59:39.978
7 -	33.342	99.2	45.920	82.5	24.204	122.6	1:43.466		84.66	4.270	15:01:23.444
8 -	31.429	95.8	47.197	75.6	28.590	96.4	1:47.216		81.70	8.020	15:03:10.660
9 -	34.002	89.8	50.386	74.8	27.746	80.3	1:52.134		78.11	12.938	15:05:02.794
10 -	51.402	43.5	1:03.429	47.5	36.673	117.5	2:31.504		57.81	52.308	15:07:34.298
11 -	33.319	94.5	46.127	86.4	24.081	121.1	1:43.527		84.61	4.331	15:09:17.825
12 -	31.350	98.6	***44.656***	***86.9***	***23.458***	124.5	1:39.464	(2)	88.07	0.268	15:10:57.289

P11 93 G Rudolf ERNST Ralt RT1

IDEAL LAP TIME : 1:39.252 BEST LAP TIME : 1:39.870 DIFFERENCE : 0.618

LAP	SECTOR 1		SECTOR 2		SECTOR 3		LAP TIME		MPH	DIFF	TIME OF DAY
1 -		84.5	47.082	82.5	24.309	***119.8***	1:51.508		78.55	11.638	14:51:21.496
2 -	31.833	96.4	45.367	86.0	24.363	117.9	1:41.563		86.25	1.693	14:53:03.059
3 -	31.749	94.6	45.118	85.1	24.418	118.3	1:41.285		86.48	1.415	14:54:44.344
4 -	32.121	96.5	46.641	80.4	24.114	119.4	1:42.876		85.14	3.006	14:56:27.220
5 -	31.457	95.7	44.968	81.3	24.192	119.4	1:40.617	(2)	87.06	0.747	14:58:07.837
6 -	31.828	91.1	46.482	83.9	24.217	118.5	1:42.527		85.43	2.657	14:59:50.364
7 -	31.473	96.8	45.653	***87.4***	24.465	***119.8***	1:41.591		86.22	1.721	15:01:31.955
8 -	***31.354***	96.6	***44.074***	77.9	25.584	108.2	1:41.012	(3)	86.72	1.142	15:03:12.967
9 -	33.989	88.7	49.672	75.9	27.274	95.0	1:50.935		78.96	11.065	15:05:03.902
10 -	51.074	47.6	1:03.602	49.7	36.365	116.5	2:31.041		57.99	51.171	15:07:34.943
11 -	33.850	96.1	45.536	84.7	23.922	119.6	1:43.308		84.79	3.438	15:09:18.251
12 -	31.375	***98.5***	44.671	84.9	***23.824***	119.1	***1:39.870***	(1)	***87.71***		***15:10:58.121***

Weather / Track : Sunny / Dry

Brands Hatch GP
Circuit Length = 2.4332 miles
Start: 14:49 Flag 15:10 End: 15:12

Legends of Brands Hatch Superprix

HSCC XL Aurora Trophy

RACE 13 - SECTOR ANALYSIS

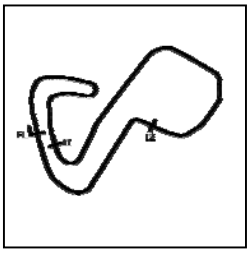

SECTOR 1 = FL to I1, SECTOR 2 = I1 to I2, SECTOR 3 = I2 to FL, DIFF = Difference To Personal Best Lap, P = Crossed Finish Line in Pit Lane, D = Time Disallowed

P12 111 H Jeff WILLIAMS Van Diemen RF82

IDEAL LAP TIME : 1:41.867 BEST LAP TIME : 1:42.543 DIFFERENCE : 0.676

LAP	SECTOR 1		SECTOR 2		SECTOR 3		LAP TIME	MPH	DIFF	TIME OF DAY
1 -		91.8	46.925	79.1	25.087	112.9	1:51.420	78.61	8.877	14:51:21.408
2 -	32.460	93.7	46.730	79.9	24.409	113.9	1:43.599	84.55	1.056	14:53:05.007
3 -	32.039	93.0	45.905	79.7	24.700	113.7	1:42.644	85.34	0.101	14:54:47.651
4 -	31.983	93.9	46.138	81.1	24.497	114.1	1:42.618 (3)	85.36	0.075	14:56:30.269
5 -	***31.823***	93.5	46.151	79.0	25.101	112.9	1:43.075	84.98	0.532	14:58:13.344
6 -	31.870	93.5	45.940	80.7	24.769	113.5	1:42.579 (2)	85.39	0.036	14:59:55.923
7 -	32.425	93.8	***45.877***	80.2	24.825	114.3	1:43.127	84.94	0.584	15:01:39.050
8 -	32.255	93.5	46.262	71.2	26.153	109.6	1:44.670	83.69	2.127	15:03:23.720
9 -	34.188	86.1	49.009	74.0	26.255	104.8	1:49.452	80.03	6.909	15:05:13.172
10 -	42.997	54.1	1:03.514	43.7	37.032	111.4	2:23.543	61.02	41.000	15:07:36.715
11 -	32.475	94.3	45.901	83.1	***24.167***	115.3	***1:42.543*** (1)	***85.42***		***15:09:19.258***
12 -	32.240	***94.5***	46.328	***83.5***	24.298	***115.5***	1:42.866	85.15	0.323	15:11:02.124

P13 11 H Wil ARIF Van Diemen RF82

IDEAL LAP TIME : 1:41.683 BEST LAP TIME : 1:41.827 DIFFERENCE : 0.144

LAP	SECTOR 1		SECTOR 2		SECTOR 3		LAP TIME	MPH	DIFF	TIME OF DAY
1 -		86.3	47.579	82.2	25.348	107.7	1:52.733	77.70	10.906	14:51:22.721
2 -	32.578	88.6	45.977	86.3	24.724	107.8	1:43.279	84.81	1.452	14:53:06.000
3 -	32.281	88.3	45.530	86.3	24.677	108.0	1:42.488 (2)	85.47	0.661	14:54:48.488
4 -	31.950	89.1	46.170	83.8	24.930	107.5	1:43.050	85.00	1.223	14:56:31.538
5 -	32.233	87.9	46.060	84.5	24.726	108.0	1:43.019	85.03	1.192	14:58:14.557
6 -	32.017	87.9	***45.247***	***87.4***	24.563	***109.8***	***1:41.827*** (1)	***86.02***		***14:59:56.384***
7 -	32.507	89.8	46.052	84.7	24.793	108.5	1:43.352	84.75	1.525	15:01:39.736
8 -	32.009	88.8	46.255	75.8	26.345	107.7	1:44.609	83.73	2.782	15:03:24.345
9 -	33.985	84.8	48.876	75.5	26.653	109.2	1:49.514	79.98	7.687	15:05:13.859
10 -	42.671	53.6	1:03.542	44.9	37.204	106.3	2:23.417	61.07	41.590	15:07:37.276
11 -	32.202	***90.3***	45.892	85.7	***24.518***	109.4	1:42.612 (3)	85.36	0.785	15:09:19.888
12 -	***31.918***	90.1	47.488	83.8	24.786	109.1	1:44.192	84.07	2.365	15:11:04.080

P14 76 F Tim BARRY Trojan T102

IDEAL LAP TIME : 1:39.820 BEST LAP TIME : 1:40.945 DIFFERENCE : 1.125

LAP	SECTOR 1		SECTOR 2		SECTOR 3		LAP TIME	MPH	DIFF	TIME OF DAY
1 -		94.2	44.773	79.7	24.116	131.0	1:47.244	81.68	6.299	14:51:17.232
2 -	***31.951***	100.9	45.693	82.5	24.745	126.6	1:42.389 (3)	85.55	1.444	14:52:59.621
3 -	33.083	93.9	46.531	87.8	24.501	131.3	1:44.115	84.13	3.170	14:54:43.736
4 -	32.293	101.2	46.483	83.4	***23.501***	***132.6***	1:42.277 (2)	85.64	1.332	14:56:26.013
5 -	32.225	98.1	44.979	84.7	23.741	132.3	***1:40.945*** (1)	***86.77***		***14:58:06.958***
6 -	32.442	96.1	46.260	***90.1***	25.919	107.2	1:44.621	83.72	3.676	14:59:51.579
7 -	33.894	96.0	46.879	79.4	24.340	126.3	1:45.113	83.33	4.168	15:01:36.692
8 -	32.666	99.5	***44.368***	78.4	28.401	93.7	1:45.435	83.08	4.490	15:03:22.127
9 -	34.670	88.1	49.169	76.3	26.779	105.1	1:50.618	79.19	9.673	15:05:12.745
10 -	42.817	52.3	1:03.559	45.1	35.977	117.7	2:22.353	61.53	41.408	15:07:35.098
11 -	32.779	104.8	44.516	86.2	26.341	96.2	1:43.636	84.52	2.691	15:09:18.734
12 -	33.941	***105.5***	45.785	76.3	26.519	110.3	1:46.245	82.44	5.300	15:11:04.979

P15 7 E Richard SUMMERS Lola T140

IDEAL LAP TIME : 1:42.495 BEST LAP TIME : 1:42.636 DIFFERENCE : 0.141

LAP	SECTOR 1		SECTOR 2		SECTOR 3		LAP TIME	MPH	DIFF	TIME OF DAY
1 -		81.1	48.519	69.2	24.238	122.4	1:53.262	77.34	10.626	14:51:23.250
2 -	33.472	87.3	47.555	70.5	24.057	123.3	1:45.084 (3)	83.36	2.448	14:53:08.334
3 -	33.866	90.4	47.244	70.7	24.186	124.9	1:45.296	83.19	2.660	14:54:53.630
4 -	33.890	89.3	47.768	70.4	24.784	124.5	1:46.442	82.29	3.806	14:56:40.072
5 -	34.084	90.1	47.742	72.3	24.001	124.0	1:45.827	82.77	3.191	14:58:25.899
6 -	34.159	87.1	47.818	68.4	24.128	127.3	1:46.105	82.55	3.469	15:00:12.004
7 -	34.616	90.0	47.179	66.5	24.292	125.4	1:46.087	82.57	3.451	15:01:58.091
8 -	35.269	***92.4***	54.621	64.9	28.252	94.2	1:58.142	74.14	15.506	15:03:56.233
9 -	38.447	74.0	55.098	59.8	27.882	108.7	2:01.427	72.14	18.791	15:05:57.660

Weather / Track : Sunny / Dry

Brands Hatch GP
Circuit Length = 2.4332 miles
Start: 14:49 Flag 15:10 End: 15:12

Legends of Brands Hatch Superprix

HSCC XL Aurora Trophy

RACE 13 - SECTOR ANALYSIS

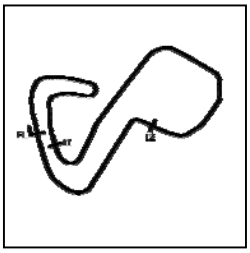

SECTOR 1 = FL to I1, SECTOR 2 = I1 to I2, SECTOR 3 = I2 to FL, DIFF = Difference To Personal Best Lap, P = Crossed Finish Line in Pit Lane, D = Time Disallowed

10 -	37.365	74.4	52.621	62.8	26.224	118.3	1:56.210		75.37	13.574	15:07:53.870
11 -	33.586	86.3	47.362	73.1	***23.747***	***130.5***	1:44.695	**(2)**	83.67	2.059	15:09:38.565
12 -	***32.805***	92.0	***45.943***	***74.8***	23.888	126.1	***1:42.636***	**(1)**	***85.34***		***15:11:21.201***

P16 32 E Adam SIMMONDS Lola T142

IDEAL LAP TIME : 1:44.549 BEST LAP TIME : 1:44.549 DIFFERENCE : 0.000

LAP	SECTOR 1		SECTOR 2		SECTOR 3		LAP TIME		MPH	DIFF	TIME OF DAY
1 -		85.5	49.063	74.1	25.517	***122.2***	1:56.049		75.48	11.500	14:51:26.037
2 -	34.028	85.7	49.692	70.7	25.897	119.8	1:49.617		79.91	5.068	14:53:15.654
3 -	33.939	87.6	48.452	***77.2***	25.785	118.1	1:48.176		80.97	3.627	14:55:03.830
4 -	34.288	85.9	49.978	71.5	25.633	115.9	1:49.899		79.70	5.350	14:56:53.729
5 -	33.956	86.8	48.610	72.8	26.175	112.5	1:48.741		80.55	4.192	14:58:42.470
6 -	33.901	89.9	48.446	68.4	25.495	115.1	1:47.842	**(3)**	81.22	3.293	15:00:30.312
7 -	35.559	86.9	48.400	66.5	25.382	119.1	1:49.341		80.11	4.792	15:02:19.653
8 -	34.286	78.9	51.009	72.0	26.760	101.2	1:52.055		78.17	7.506	15:04:11.708
9 -	35.942	82.6	50.351	69.6	26.183	113.3	1:52.476		77.88	7.927	15:06:04.184
10 -	34.863	85.1	50.203	60.0	26.002	118.1	1:51.068		78.86	6.519	15:07:55.252
11 -	33.651	90.0	47.874	74.3	24.966	118.1	1:46.491	**(2)**	82.25	1.942	15:09:41.743
12 -	***33.235***	***90.5***	***46.768***	75.9	***24.546***	118.5	***1:44.549***	**(1)**	***83.78***		***15:11:26.292***

P17 9 I Judy LYONS Surtees TS9

IDEAL LAP TIME : 1:53.994 BEST LAP TIME : 1:54.853 DIFFERENCE : 0.859

LAP	SECTOR 1		SECTOR 2		SECTOR 3		LAP TIME		MPH	DIFF	TIME OF DAY
1 -		80.1	52.967	65.3	28.225	103.4	2:07.620		68.63	12.767	14:51:37.608
2 -	36.377	82.5	52.814	67.1	28.105	***104.0***	1:57.296	**(2)**	74.68	2.443	14:53:34.904
3 -	35.979	82.8	54.539	65.0	29.613	96.4	2:00.131	**(3)**	72.91	5.278	14:55:35.035
4 -	36.416	86.2	55.787	59.4	29.711	103.8	2:01.914		71.85	7.061	14:57:36.949
5 -	***35.754***	85.8	56.313	61.4	28.290	103.4	2:00.357		72.78	5.504	14:59:37.306
6 -	38.770	83.8	56.632	57.0	30.376	97.3	2:05.778		69.64	10.925	15:01:43.084
7 -	36.799	85.2	53.951	65.6	29.987	92.3	2:00.737		72.55	5.884	15:03:43.821
8 -	38.772	83.6	54.008	65.1	29.217	95.8	2:01.997		71.80	7.144	15:05:45.818
9 -	38.300	81.1	53.375	65.4	29.462	95.3	2:01.137		72.31	6.284	15:07:46.955
10 -	39.654	76.1	54.872	68.0	28.968	90.5	2:03.494		70.93	8.641	15:09:50.449
11 -	36.613	***86.8***	***51.274***	***69.3***	***26.966***	102.2	***1:54.853***	**(1)**	***76.27***		***15:11:45.302***

P18 20 A John COTTRILL Brabham BT30

IDEAL LAP TIME : 1:53.211 BEST LAP TIME : 1:53.387 DIFFERENCE : 0.176

LAP	SECTOR 1		SECTOR 2		SECTOR 3		LAP TIME		MPH	DIFF	TIME OF DAY
1 -		84.3	53.138	71.6	27.631	103.2	2:08.072		68.39	14.685	14:51:38.060
2 -	37.740	78.5	52.555	75.9	26.920	102.7	1:57.215	**(2)**	74.73	3.828	14:53:35.275
3 -	***36.684***	***86.1***	54.653	77.5	28.990	101.8	2:00.327		72.80	6.940	14:55:35.602
4 -	37.222	85.0	56.363	64.7	28.270	108.0	2:01.855		71.88	8.468	14:57:37.457
5 -	37.400	76.1	56.737	78.0	26.083	118.1	2:00.220		72.86	6.833	14:59:37.677
6 -	41.118	78.9	59.475	69.1	26.880	***119.6***	2:07.473		68.71	14.086	15:01:45.150
7 -	36.805	81.9	57.695	61.7	30.040	96.9	2:04.540		70.33	11.153	15:03:49.690
8 -	42.573	77.3	55.793	64.8	28.019	107.2	2:06.385		69.31	12.998	15:05:56.075
9 -	37.777	84.6	52.251	70.6	28.403	95.3	1:58.431		73.96	5.044	15:07:54.506
10 -	39.287	82.0	51.334	75.6	26.887	116.7	1:57.508	**(3)**	74.54	4.121	15:09:52.014
11 -	36.860	83.1	***50.755***	***80.6***	***25.772***	***119.6***	***1:53.387***	**(1)**	***77.25***		***15:11:45.401***

P19 34 E Greg THORNTON Surtees TS11

IDEAL LAP TIME : 1:30.290 BEST LAP TIME : 1:30.627 DIFFERENCE : 0.337

LAP	SECTOR 1		SECTOR 2		SECTOR 3		LAP TIME		MPH	DIFF	TIME OF DAY
1 -		94.5	43.138	86.4	23.716	124.5	1:47.507		81.48	16.880	14:51:17.495
2 -	30.379	112.2	41.729	***91.1***	21.857	136.9	1:33.965		93.22	3.338	14:52:51.460
3 -	31.024	93.2	42.698	82.2	21.594	142.4	1:35.316		91.90	4.689	14:54:26.776
4 -	***28.718***	***116.1***	40.648	87.4	***21.294***	143.3	1:30.660	**(2)**	96.62	0.033	14:55:57.436
5 -	28.742	109.2	42.053	81.3	22.359	142.1	1:33.154	**(3)**	94.03	2.527	14:57:30.590
6 -	29.053	113.7	***40.278***	91.0	21.296	***144.9***	***1:30.627***	**(1)**	***96.65***		***14:59:01.217***

Weather / Track : Sunny / Dry

Brands Hatch GP
Circuit Length = 2.4332 miles
Start: 14:49 Flag 15:10 End: 15:12

Legends of Brands Hatch Superprix

HSCC XL Aurora Trophy

RACE 13 - SECTOR ANALYSIS

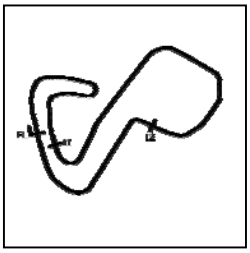

SECTOR 1 = FL to I1, SECTOR 2 = I1 to I2, SECTOR 3 = I2 to FL, DIFF = Difference To Personal Best Lap, P = Crossed Finish Line in Pit Lane, D = Time Disallowed

P20 18 C Timothy DE SILVA Chevron B35

IDEAL LAP TIME : 1:26.574 BEST LAP TIME : 1:27.384 DIFFERENCE : 0.810

LAP	SECTOR 1		SECTOR 2		SECTOR 3		LAP TIME	MPH	DIFF	TIME OF DAY
1 -		110.0	40.356	97.2	20.896	138.6	1:34.926 **(2)**	92.27	7.542	14:51:04.914
2 -	28.492	***112.2***	***38.494***	***98.9***	***20.398***	***140.3***	***1:27.384*** **(1)**	***100.24***		***14:52:32.298***

Weather / Track : Sunny / Dry

Brands Hatch GP
Circuit Length = 2.4332 miles
Start: 14:49 Flag 15:10 End: 15:12

Legends of Brands Hatch Superprix

HSCC XL Aurora Trophy

RACE 13 - BEST SECTORS

	SECTOR 1			SECTOR 2			SECTOR 3			IDEAL / BEST COMPARISON					
POS	NO	NAME	TIME	NO	NAME	TIME	NO	NAME	TIME	POS	NO	NAME	IDEAL	BEST	DIFF
												PERFECT LAP	1:25.103		
1	64	LYONS	27.262	64	LYONS	37.662	64	LYONS	20.179	1	64	LYONS	1:25.103	1:25.199	0.096
2	18	DE SILVA	27.682	18	DE SILVA	38.494	18	DE SILVA	20.398	2	18	DE SILVA	1:26.574	1:27.384	0.810
3	77	SMITH	28.109	77	SMITH	38.823	77	SMITH	20.815	3	77	SMITH	1:27.747	1:27.887	0.140
4	34	THORNTON	28.718	34	THORNTON	40.278	34	THORNTON	21.294	4	34	THORNTON	1:30.290	1:30.627	0.337
5	44	MERCER	28.984	44	MERCER	40.915	44	MERCER	21.804	5	44	MERCER	1:31.703	1:32.000	0.297
6	61	WORRAD	29.505	61	WORRAD	41.464	61	WORRAD	22.148	6	61	WORRAD	1:33.117	1:33.817	0.700
7	82	SMITH	30.315	82	SMITH	42.134	74	LYONS	22.548	7	82	SMITH	1:35.255	1:35.465	0.210
8	56	STILES	30.489	99	PYETT	42.359	82	SMITH	22.806	8	74	LYONS	1:36.212	1:37.093	0.881
9	57	LACKFORD	30.729	56	STILES	42.875	99	PYETT	22.983	9	99	PYETT	1:36.258	1:36.332	0.074
10	74	LYONS	30.749	74	LYONS	42.915	56	STILES	23.111	10	56	STILES	1:36.475	1:36.678	0.203
11	99	PYETT	30.916	55	FINCH	43.777	57	LACKFORD	23.458	11	55	FINCH	1:38.431	1:38.638	0.207
12	55	FINCH	31.138	93	ERNST	44.074	76	BARRY	23.501	12	57	LACKFORD	1:38.843	1:39.196	0.353
13	93	ERNST	31.354	76	BARRY	44.368	55	FINCH	23.516	13	93	ERNST	1:39.252	1:39.870	0.618
14	111	WILLIAMS	31.823	57	LACKFORD	44.656	7	SUMMERS	23.747	14	76	BARRY	1:39.820	1:40.945	1.125
15	11	ARIF	31.918	11	ARIF	45.247	93	ERNST	23.824	15	11	ARIF	1:41.683	1:41.827	0.144
16	76	BARRY	31.951	111	WILLIAMS	45.877	111	WILLIAMS	24.167	16	111	WILLIAMS	1:41.867	1:42.543	0.676
17	7	SUMMERS	32.805	7	SUMMERS	45.943	11	ARIF	24.518	17	7	SUMMERS	1:42.495	1:42.636	0.141
18	32	SIMMONDS	33.235	32	SIMMONDS	46.768	32	SIMMONDS	24.546	18	32	SIMMONDS	1:44.549	1:44.549	0.000
19	9	LYONS	35.754	20	COTTRILL	50.755	20	COTTRILL	25.772	19	20	COTTRILL	1:53.211	1:53.387	0.176
20	20	COTTRILL	36.684	9	LYONS	51.274	9	LYONS	26.966	20	9	LYONS	1:53.994	1:54.853	0.859

Weather / Track : Sunny / Dry

Brands Hatch GP
Circuit Length = 2.4332 miles
Start: 14:49 Flag 15:10 End: 15:12

Results can be found at www.tsl-timing.com

Printed - 15:12 Sunday, 30 June 2019

Legends of Brands Hatch Superprix

HSCC XL Aurora Trophy

RACE 13 - BEST SPEEDS

	INTERMEDIATE 1			INTERMEDIATE 2			FINISH LINE		
POS	NO	NAME	MPH	NO	NAME	MPH	NO	NAME	MPH
1	64	LYONS	120.0	64	LYONS	104.6	34	THORNTON	144.9
2	34	THORNTON	116.1	18	DE SILVA	98.9	64	LYONS	143.3
3	77	SMITH	112.7	77	SMITH	97.5	18	DE SILVA	140.3
4	18	DE SILVA	112.2	44	MERCER	95.7	77	SMITH	137.7
5	44	MERCER	107.2	56	STILES	92.4	74	LYONS	137.5
6	76	BARRY	105.5	61	WORRAD	92.3	76	BARRY	132.6
7	61	WORRAD	104.5	34	THORNTON	91.1	7	SUMMERS	130.5
8	55	FINCH	104.5	82	SMITH	90.5	44	MERCER	129.8
9	74	LYONS	102.9	76	BARRY	90.1	61	WORRAD	127.3
10	99	PYETT	101.9	99	PYETT	89.8	99	PYETT	126.3
11	57	LACKFORD	101.5	74	LYONS	89.4	55	FINCH	125.4
12	82	SMITH	99.8	93	ERNST	87.4	57	LACKFORD	125.2
13	93	ERNST	98.5	11	ARIF	87.4	82	SMITH	122.9
14	56	STILES	97.2	55	FINCH	87.2	32	SIMMONDS	122.2
15	111	WILLIAMS	94.5	57	LACKFORD	86.9	56	STILES	121.3
16	7	SUMMERS	92.4	111	WILLIAMS	83.5	93	ERNST	119.8
17	32	SIMMONDS	90.5	20	COTTRILL	80.6	20	COTTRILL	119.6
18	11	ARIF	90.3	32	SIMMONDS	77.2	111	WILLIAMS	115.5
19	9	LYONS	86.8	7	SUMMERS	74.8	11	ARIF	109.8
20	20	COTTRILL	86.1	9	LYONS	69.3	9	LYONS	104.0

Weather / Track : Sunny / Dry

Brands Hatch GP
Circuit Length = 2.4332 miles
Start: 14:49 Flag 15:10 End: 15:12

Results can be found at www.tsl-timing.com

Printed - 15:12 Sunday, 30 June 2019

Legends of Brands Hatch Superprix

HSCC XL Aurora Trophy

RACE 13 - STATISTICS

Competitors Started	20
Planned Start	2019-06-30 @ 14:45:00.000
Actual Start	2019-06-30 @ 14:49:29.987
Finish Time	2019-06-30 @ 15:10:20.039
Track Length	2.4332mi.
Total Laps	226
Total Distance Covered	549.9234mi.

Session Fastest Lap History

NO	CL	NAME	LAP TIME	TIME OF DAY	LAP	VEHICLE
64	F	**Michael LYONS**	**1:29.553**	14:50:59.548	1	Lola T400
64	F	**Michael LYONS**	**1:25.411**	14:52:24.960	2	Lola T400
64	F	**Michael LYONS**	**1:25.199**	14:53:50.161	3	Lola T400

Session Leader History

NO	CL	NAME	FROM LAP	LAPS LED	DISTANCE	VEHICLE
64	F	**Michael LYONS**	1	13	31.63 miles	Lola T400

Flag History

TYPE	TIME OF DAY
GREEN	14:49:29.987
SAFETY	15:02:32.020
GREEN	15:07:25.500
FINISH	15:10:20.039

Flag Statistics

TYPE	COUNT	TOTAL LAPS	TOTAL TIME
Green	2	11	17:38.428
Red	0	0	0.000
Safety Car	1	2	4:53.479
FCY	0	0	0.000

Brands Hatch GP
Circuit Length = 2.4332 miles
Start: 14:49 Flag 15:10 End: 15:12

Weather / Track : Sunny / Dry

These results are provisional until the conclusion of any judicial and technical matters.

Clerk Of Course : Julian Floyd		Timekeeper : Nick Palmer

Legends of Brands Hatch Superprix

HSCC XL Aurora Trophy

RACE 13 - STATISTICS

CLASS : A

2 Starters

Fastest Lap History

NO	NAME	LAP TIME	TIME OF DAY	LAP	VEHICLE
99	**Daniel PYETT**	**1:46.069**	14:51:16.070	1	Tecno F2
99	**Daniel PYETT**	**1:38.975**	14:52:55.045	2	Tecno F2
99	**Daniel PYETT**	**1:38.155**	14:54:33.187	3	Tecno F2
99	**Daniel PYETT**	**1:37.537**	14:56:10.737	4	Tecno F2
99	**Daniel PYETT**	**1:36.768**	14:57:47.505	5	Tecno F2
99	**Daniel PYETT**	**1:36.332**	15:10:44.708	12	Tecno F2

Leader History

NO	NAME	FROM LAP	LAPS LED	DISTANCE	VEHICLE
99	**Daniel PYETT**	1	12	29.19 miles	Tecno F2

Brands Hatch GP

Weather / Track : Sunny / Dry

Circuit Length = 2.4332 miles

These results are provisional until the conclusion of any judicial and technical matters.

Start: 14:49 Flag 15:10 End: 15:12

Clerk Of Course : Julian Floyd		Timekeeper : Nick Palmer

Legends of Brands Hatch Superprix

HSCC XL Aurora Trophy

RACE 13 - STATISTICS

CLASS : B

3 Starters

Fastest Lap History

NO	NAME	LAP TIME	TIME OF DAY	LAP	VEHICLE
61	**Steve WORRAD**	**1:38.776**	14:51:08.790	1	Chevron B49
61	**Steve WORRAD**	**1:34.834**	14:52:43.623	2	Chevron B49
44	**Marc MERCER**	**1:33.786**	14:52:43.694	2	March 73B
44	**Marc MERCER**	**1:32.251**	14:54:15.958	3	March 73B
44	**Marc MERCER**	**1:32.000**	14:55:47.958	4	March 73B

Leader History

NO	NAME	FROM LAP	LAPS LED	DISTANCE	VEHICLE
61	**Steve WORRAD**	1	2	4.86 miles	Chevron B49
44	**Marc MERCER**	3	11	26.76 miles	March 73B

Brands Hatch GP

Weather / Track : Sunny / Dry

Circuit Length = 2.4332 miles

These results are provisional until the conclusion of any judicial and technical matters.

Start: 14:49 Flag 15:10 End: 15:12

Clerk Of Course : Julian Floyd		Timekeeper : Nick Palmer

Legends of Brands Hatch Superprix

HSCC XL Aurora Trophy

RACE 13 - STATISTICS

CLASS : C

2 Starters

Fastest Lap History

NO	NAME	LAP TIME	TIME OF DAY	LAP	VEHICLE
77	**Andy SMITH**	**1:33.161**	14:51:03.162	1	March 742
77	**Andy SMITH**	**1:28.318**	14:52:31.479	2	March 742
18	**Timothy DE SILVA**	**1:27.384**	14:52:32.303	2	Chevron B35

Leader History

NO	NAME	FROM LAP	LAPS LED	DISTANCE	VEHICLE
77	**Andy SMITH**	1	13	31.63 miles	March 742

Brands Hatch GP
Circuit Length = 2.4332 miles
Start: 14:49 Flag 15:10 End: 15:12

Weather / Track : Sunny / Dry

These results are provisional until the conclusion of any judicial and technical matters.

Clerk Of Course : Julian Floyd		Timekeeper : Nick Palmer

Legends of Brands Hatch Superprix

HSCC XL Aurora Trophy

RACE 13 - STATISTICS

CLASS : E

3 Starters

Fastest Lap History

NO	NAME	LAP TIME	TIME OF DAY	LAP	VEHICLE
34	**Greg THORNTON**	**1:47.507**	14:51:17.495	1	Surtees TS11
34	**Greg THORNTON**	**1:33.965**	14:52:51.470	2	Surtees TS11
34	**Greg THORNTON**	**1:30.660**	14:55:57.444	4	Surtees TS11
34	**Greg THORNTON**	**1:30.627**	14:59:01.226	6	Surtees TS11

Leader History

NO	NAME	FROM LAP	LAPS LED	DISTANCE	VEHICLE
34	**Greg THORNTON**	1	6	14.59 miles	Surtees TS11
7	**Richard SUMMERS**	7	6	14.59 miles	Lola T140

Brands Hatch GP

Weather / Track : Sunny / Dry

Circuit Length = 2.4332 miles

These results are provisional until the conclusion of any judicial and technical matters.

Start: 14:49 Flag 15:10 End: 15:12

Clerk Of Course : Julian Floyd		Timekeeper : Nick Palmer

Legends of Brands Hatch Superprix

HSCC XL Aurora Trophy

RACE 13 - STATISTICS

CLASS : F

3 Starters

Fastest Lap History

NO	NAME	LAP TIME	TIME OF DAY	LAP	VEHICLE
64	**Michael LYONS**	**1:29.553**	14:50:59.548	1	Lola T400
64	**Michael LYONS**	**1:25.411**	14:52:24.960	2	Lola T400
64	**Michael LYONS**	**1:25.199**	14:53:50.161	3	Lola T400

Leader History

NO	NAME	FROM LAP	LAPS LED	DISTANCE	VEHICLE
64	**Michael LYONS**	1	13	31.63 miles	Lola T400

Brands Hatch GP

Weather / Track : Sunny / Dry

Circuit Length = 2.4332 miles

These results are provisional until the conclusion of any judicial and technical matters.

Start: 14:49 Flag 15:10 End: 15:12

Clerk Of Course : Julian Floyd		Timekeeper : Nick Palmer

Legends of Brands Hatch Superprix

HSCC XL Aurora Trophy

RACE 13 - STATISTICS

CLASS : G

2 Starters

Fastest Lap History

NO	NAME	LAP TIME	TIME OF DAY	LAP	VEHICLE
55	**Jon FINCH**	**1:44.796**	14:51:14.796	1	Ralt RT1
55	**Jon FINCH**	**1:39.680**	14:52:54.478	2	Ralt RT1
55	**Jon FINCH**	**1:38.638**	14:54:33.116	3	Ralt RT1

Leader History

NO	NAME	FROM LAP	LAPS LED	DISTANCE	VEHICLE
55	**Jon FINCH**	1	12	29.19 miles	Ralt RT1

Brands Hatch GP

Weather / Track : Sunny / Dry

Circuit Length = 2.4332 miles

These results are provisional until the conclusion of any judicial and technical matters.

Start: 14:49 Flag 15:10 End: 15:12

Clerk Of Course : Julian Floyd		Timekeeper : Nick Palmer

Legends of Brands Hatch Superprix

HSCC XL Aurora Trophy

RACE 13 - STATISTICS

CLASS : I

1 Starters

Fastest Lap History

NO	NAME	LAP TIME	TIME OF DAY	LAP	VEHICLE
9	**Judy LYONS**	**2:07.620**	14:51:37.630	1	Surtees TS9
9	**Judy LYONS**	**1:57.296**	14:53:34.924	2	Surtees TS9
9	**Judy LYONS**	**1:54.853**	15:11:45.327	11	Surtees TS9

Leader History

NO	NAME	FROM LAP	LAPS LED	DISTANCE	VEHICLE
9	**Judy LYONS**	1	11	26.76 miles	Surtees TS9

Brands Hatch GP

Weather / Track : Sunny / Dry

Circuit Length = 2.4332 miles

These results are provisional until the conclusion of any judicial and technical matters.

Start: 14:49 Flag 15:10 End: 15:12

Clerk Of Course : Julian Floyd		Timekeeper : Nick Palmer

Legends of Brands Hatch Superprix

HSCC XL Aurora Trophy

RACE 13 - STATISTICS

CLASS : H

4 Starters

Fastest Lap History

NO	NAME	LAP TIME	TIME OF DAY	LAP	VEHICLE
82	**Paul SMITH**	**1:43.362**	14:51:13.353	1	Ralt RT3
82	**Paul SMITH**	**1:37.914**	14:52:51.266	2	Ralt RT3
56	**Ben STILES**	**1:37.647**	14:52:51.944	2	Van Diemen RF82
56	**Ben STILES**	**1:36.678**	14:56:06.508	4	Van Diemen RF82
82	**Paul SMITH**	**1:35.465**	15:00:59.762	7	Ralt RT3

Leader History

NO	NAME	FROM LAP	LAPS LED	DISTANCE	VEHICLE
82	**Paul SMITH**	1	2	4.86 miles	Ralt RT3
56	**Ben STILES**	3	3	7.29 miles	Van Diemen RF82
82	**Paul SMITH**	6	7	17.03 miles	Ralt RT3

Brands Hatch GP

Weather / Track : Sunny / Dry

Circuit Length = 2.4332 miles

These results are provisional until the conclusion of any judicial and technical matters.

Start: 14:49 Flag 15:10 End: 15:12

Clerk Of Course : Julian Floyd		Timekeeper : Nick Palmer

Sheet No:

Legends of Brands Hatch Superprix

HSCC Guards Trophy

QUALIFYING - RACE 15 - CLASSIFICATION

POS	NO	CL	PIC	NAME	ENTRY	TIME	ON	LAPS	GAP	DIFF	MPH
1	25	SRB	1	HIBBERD / HIBBERD	Lotus 23B	1:40.103	11	13			87.50
2	138	SRD	1	UGO / RUSHWORTH	Chevron B8	1:40.404	10	12	0.301	0.301	87.24
3	18	SRC	1	BARTELL / GRANT	Elva Mk7S	1:40.979	11	13	0.876	0.575	86.74
4	34	SRD	2	SCHRYVER / STEPHENS	Chevron B8	1:41.211	12	12	1.108	0.232	86.55
5	14	D	1	John SPIERS	TVR Griffith	1:41.543	5	8	1.440	0.332	86.26
6	38	SRD	3	Daryl TAYLOR	Chevron B8	1:41.593	5	10	1.490	0.050	86.22
7	32	SRD	4	Charlie ALLISON	Chevron B8	1:41.719	10	11	1.616	0.126	86.11
8	48	SRB	2	Benn TILLEY	Lotus 23B	1:42.000	11	12	1.897	0.281	85.88
9	37	D	2	GARDINER / COX	TVR Griffith 200	1:42.390	11	13	2.287	0.390	85.55
10	6	SRD	5	THOMPSON / McCLURG	Chevron B6	1:42.559	11	11	2.456	0.169	85.41
11	39	SRB	3	Peter DE LA ROCHE	Lotus 23B	1:42.667	8	10	2.564	0.108	85.32
12	9	INV	1	Richard PIPER	Fitzgerald B2 Brahma	1:43.008	8	8	2.905	0.341	85.04
13	23	SRB	4	Darren WILSON	Lotus 23B	1:44.644	12	12	4.541	1.636	83.71
14	3	SRD	6	Patrick JACK	Chevron B8	1:44.688	9	12	4.585	0.044	83.67
15	193*	SRB	5	ERNST / HADFIELD	DRW Mk6	1:45.975	8	11	5.872	1.287	82.65
16	16	SRD	7	Phillip NELSON	Chevron B8	1:47.032	8	10	6.929	1.057	81.84
17	65	B	1	Peter THOMPSON	Marcos 1800 GT	1:47.308	8	10	7.205	0.276	81.63
18	325	SRB	6	Colin ELLISON	Merlyn Mk4/6	1:48.545	10	11	8.442	1.237	80.70
19	69	A	1	Ross HYETT	Lotus Elan 26R	1:50.355	3	3	10.252	1.810	79.37
20	41	SRE	1	Brian CASEY	Lenham P69	1:51.564	9	12	11.461	1.209	78.51
21	75	A	2	ANGLE / OVERTON-WOOD	Lotus Elan GTS	1:52.406	3	9	12.303	0.842	77.93
22	104	SRB	7	Michael RICHINGS	Merlyn Mk4A	1:53.053	5	12	12.950	0.647	77.48
23	60	C	1	Andrew HAYDEN	Austin Healey 3000 Mk3	1:55.293	9	11	15.190	2.240	75.97
24	93	SRD	8	George DOUGLAS	Ginetta G16	1:55.690	9	11	15.587	0.397	75.71
25	90	B	2	Josh BARNETT	MGB	1:56.806	4	7	16.703	1.116	74.99
26	74	A	3	AYLETT / FARRALL	Diva GT	1:57.455	4	8	17.352	0.649	74.58
27	144	SRD	9	Will WALKER	Elfin 300	1:57.904	3	4	17.801	0.449	74.29
28	63	A	4	Rory JACK	Lotus Elan	1:58.893	3	9	18.790	0.989	73.67

***Car 193 requires a working transponder - Regulation Q12.2.1 refers.**
A 30 second penalty will be applied if not working in the race.

Brands Hatch GP
Circuit Length = 2.4332 miles
Start: 10:46 Flag 11:11 End: 11:13

Weather / Track : Sunny / Dry
These results are provisional until the conclusion of any judicial and technical matters.

Clerk Of Course : Julian Floyd		Timekeeper : Nick Palmer

Results can be found at www.tsl-timing.com

Printed - 11:13 Sunday, 30 June 2019

Legends of Brands Hatch Superprix

HSCC Guards Trophy

QUALIFYING - RACE 15 - SECTOR ANALYSIS

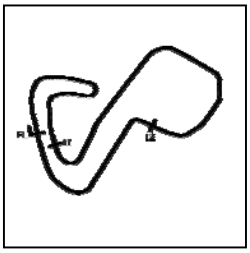

SECTOR 1 = FL to I1, SECTOR 2 = I1 to I2, SECTOR 3 = I2 to FL, DIFF = Difference To Personal Best Lap, P = Crossed Finish Line in Pit Lane, D = Time Disallowed

P1 25 SRB HIBBERD / HIBBERD — Lotus 23B

IDEAL LAP TIME : 1:40.103 BEST LAP TIME : 1:40.103 DIFFERENCE : 0.000

LAP	SECTOR 1		SECTOR 2		SECTOR 3		LAP TIME		MPH	DIFF	TIME OF DAY
1 -	OUTLAP	81.1	49.560	67.5	25.726	123.3	1:55.208		76.03	15.105	10:49:33.003
2 -	34.307	88.7	47.325	80.3	24.808	122.6	1:46.440		82.29	6.337	10:51:19.443
3 -	33.667	94.9	47.121	79.3	25.089	122.0	1:45.877		82.73	5.774	10:53:05.320
4 -	33.130	93.2	47.117	78.7	25.015	121.7	1:45.262		83.21	5.159	10:54:50.582
5 -	33.046	95.3	46.996	75.8	25.701	122.4	1:45.743		82.84	5.640	10:56:36.325
6 -	33.657	94.9	47.004	81.6	24.667	119.6	1:45.328		83.16	5.225	10:58:21.653
7 -	39.159	55.9	1:04.193	59.7	IN PIT		3:50.061	P	38.07	2:09.958	11:02:11.714
8 -	OUTLAP	71.1	1:01.716	66.9	25.312	124.7	2:08.551		68.14	28.448	11:04:20.265
9 -	32.694	98.1	45.115	79.8	24.254	***124.9***	1:42.063		85.82	1.960	11:06:02.328
10 -	32.473	86.3	46.418	81.0	24.648	123.5	1:43.539		84.60	3.436	11:07:45.867
11 -	***31.875***	***99.8***	***44.354***	***82.3***	***23.874***	124.7	***1:40.103***	**(1)**	***87.50***		***11:09:25.970***
12 -	31.919	98.6	44.601	79.5	24.654	123.3	1:41.174	**(2)**	86.58	1.071	11:11:07.144
13 -	31.930	99.5	45.213	77.8	24.225	108.0	1:41.368	**(3)**	86.41	1.265	11:12:48.512

P2 138 SRD UGO / RUSHWORTH — Chevron B8

IDEAL LAP TIME : 1:40.312 BEST LAP TIME : 1:40.404 DIFFERENCE : 0.092

LAP	SECTOR 1		SECTOR 2		SECTOR 3		LAP TIME		MPH	DIFF	TIME OF DAY
1 -	OUTLAP	80.9	50.815	74.4	25.411	120.6	1:57.303		74.67	16.899	10:50:10.206
2 -	35.408	86.7	49.786	77.0	25.961	119.6	1:51.155		78.80	10.751	10:52:01.361
3 -	35.305	88.8	48.087	76.3	25.310	123.1	1:48.702		80.58	8.298	10:53:50.063
4 -	33.321	93.3	47.126	83.5	25.152	122.9	1:45.599		82.95	5.195	10:55:35.662
5 -	33.075	90.9	47.113	79.2	24.927	122.6	1:45.115		83.33	4.711	10:57:20.777
6 -	33.042	92.9	48.865	63.6	IN PIT		4:52.512	P	29.94	3:12.108	11:02:13.289
7 -	OUTLAP	66.3	1:01.680	80.3	24.955	124.5	2:07.329		68.79	26.925	11:04:20.618
8 -	32.008	98.5	45.145	81.5	24.386	123.5	1:41.539		86.27	1.135	11:06:02.157
9 -	32.364	82.6	45.268	***85.7***	***23.906***	123.8	1:41.538	**(3)**	86.27	1.134	11:07:43.695
10 -	***31.427***	***101.0***	***44.979***	82.9	23.998	124.2	***1:40.404***	**(1)**	***87.24***		***11:09:24.099***
11 -	31.490	98.6	45.460	82.6	24.554	123.8	1:41.504	**(2)**	86.30	1.100	11:11:05.603
12 -	32.246	100.1	45.112	69.3	24.661	***125.2***	1:42.019		85.86	1.615	11:12:47.622

P3 18 SRC BARTELL / GRANT — Elva Mk7S

IDEAL LAP TIME : 1:40.696 BEST LAP TIME : 1:40.979 DIFFERENCE : 0.283

LAP	SECTOR 1		SECTOR 2		SECTOR 3		LAP TIME		MPH	DIFF	TIME OF DAY
1 -	OUTLAP	82.5	47.795	76.8	24.845	123.1	1:53.045		77.48	12.066	10:49:55.972
2 -	32.424	83.5	45.442	77.8	24.534	123.3	1:42.400		85.54	1.421	10:51:38.372
3 -	32.136	88.7	45.322	***81.7***	24.414	123.5	1:41.872		85.98	0.893	10:53:20.244
4 -	32.003	91.3	45.374	77.5	24.400	123.3	1:41.777	**(2)**	86.06	0.798	10:55:02.021
5 -	32.072	89.8	45.505	80.7	24.232	123.3	1:41.809	**(3)**	86.04	0.830	10:56:43.830
6 -	33.056	79.1	46.236	80.6	24.468	120.4	1:43.760		84.42	2.781	10:58:27.590
7 -	34.056	63.0	1:03.991	54.3	IN PIT		3:48.687	P	38.30	2:07.708	11:02:16.277
8 -	OUTLAP	63.1	1:00.411	74.6	24.759	123.5	2:03.565		70.89	22.586	11:04:19.842
9 -	32.156	97.3	45.066	80.2	24.660	123.3	1:41.882		85.98	0.903	11:06:01.724
10 -	32.408	97.8	45.256	81.1	24.528	126.1	1:42.192		85.71	1.213	11:07:43.916
11 -	31.793	97.8	45.016	79.6	***24.170***	125.9	***1:40.979***	**(1)**	***86.74***		***11:09:24.895***
12 -	***31.774***	***97.9***	***44.752***	78.5	26.090	***126.3***	1:42.616		85.36	1.637	11:11:07.511
13 -	32.157	96.4	46.407	77.0	24.655	107.7	1:43.219		84.86	2.240	11:12:50.730

P4 34 SRD SCHRYVER / STEPHENS — Chevron B8

IDEAL LAP TIME : 1:41.035 BEST LAP TIME : 1:41.211 DIFFERENCE : 0.176

LAP	SECTOR 1		SECTOR 2		SECTOR 3		LAP TIME		MPH	DIFF	TIME OF DAY
1 -	OUTLAP	82.8	49.047	77.4	25.280	121.3	1:53.262		77.34	12.051	10:50:11.213
2 -	33.860	89.2	48.256	73.1	25.022	123.8	1:47.138		81.76	5.927	10:51:58.351
3 -	32.843	94.1	45.303	78.6	23.977	***125.2***	1:42.123	**(2)**	85.77	0.912	10:53:40.474
4 -	32.837	91.3	45.924	***83.3***	24.011	124.2	1:42.772		85.23	1.561	10:55:23.246
5 -	32.252	***96.5***	46.218	78.0	24.231	124.2	1:42.701		85.29	1.490	10:57:05.947
6 -	32.715	90.5	46.907	72.7	IN PIT		4:00.158	P	36.47	2:18.947	11:01:06.105
7 -	OUTLAP	63.8	1:00.517	65.7	29.920	93.2	2:20.931		62.15	39.720	11:03:27.036

Weather / Track : Sunny / Dry

Brands Hatch GP
Circuit Length = 2.4332 miles
Start: 10:46 Flag 11:11 End: 11:13

Legends of Brands Hatch Superprix

HSCC Guards Trophy

QUALIFYING - RACE 15 - SECTOR ANALYSIS

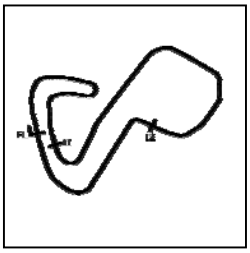

SECTOR 1 = FL to I1, SECTOR 2 = I1 to I2, SECTOR 3 = I2 to FL, DIFF = Difference To Personal Best Lap, P = Crossed Finish Line in Pit Lane, D = Time Disallowed

8 -	34.931	89.2	47.789	75.7	24.827	123.5	1:47.547		81.45	6.336	11:05:14.583
9 -	33.122	89.7	46.463	80.4	24.394	123.1	1:43.979		84.24	2.768	11:06:58.562
10 -	33.692	89.1	47.220	72.7	26.061	123.1	1:46.973		81.88	5.762	11:08:45.535
11 -	33.039	93.4	45.657	82.0	***23.896***	123.8	1:42.592	**(3)**	85.38	1.381	11:10:28.127
12 -	***32.226***	***96.5***	***44.913***	82.3	24.072	123.3	***1:41.211***	**(1)**	***86.55***		***11:12:09.338***

P5 14 D John SPIERS TVR Griffith

IDEAL LAP TIME : 1:41.290 BEST LAP TIME : 1:41.543 DIFFERENCE : 0.253

LAP	SECTOR 1		SECTOR 2		SECTOR 3		LAP TIME		MPH	DIFF	TIME OF DAY
1 -	OUTLAP	73.2	49.671	68.6	25.499	122.6	1:56.459		75.21	14.916	10:49:33.484
2 -	34.336	92.3	47.383	78.1	24.543	119.4	1:46.262		82.43	4.719	10:51:19.746
3 -	33.708	89.5	45.259	75.1	24.137	127.5	1:43.104	**(3)**	84.96	1.561	10:53:02.850
4 -	32.850	90.1	46.283	75.8	24.509	***130.5***	1:43.642		84.52	2.099	10:54:46.492
5 -	32.625	93.0	***45.117***	***78.2***	***23.801***	129.8	***1:41.543***	**(1)**	***86.26***		***10:56:28.035***
6 -	34.840	81.1	48.781	70.7	IN PIT		8:43.841	**P**	16.72	7:02.298	11:05:11.876
7 -	OUTLAP	60.4	50.343	67.1	27.462	130.3	2:03.574		70.88	22.031	11:07:15.450
8 -	32.574	***97.5***	45.267	73.1	24.463	129.8	1:42.304	**(2)**	85.62	0.761	11:08:57.754

P6 38 SRD Daryl TAYLOR Chevron B8

IDEAL LAP TIME : 1:40.884 BEST LAP TIME : 1:41.593 DIFFERENCE : 0.709

LAP	SECTOR 1		SECTOR 2		SECTOR 3		LAP TIME		MPH	DIFF	TIME OF DAY
1 -	OUTLAP	76.6	50.908	66.9	25.575	122.2	1:57.563		74.51	15.970	10:49:32.562
2 -	33.486	91.1	46.061	80.7	24.487	122.2	1:44.034		84.20	2.441	10:51:16.596
3 -	32.665	94.6	45.258	***83.9***	24.298	121.3	1:42.221		85.69	0.628	10:52:58.817
4 -	32.193	90.4	45.362	83.7	24.177	***123.3***	1:41.732	**(2)**	86.10	0.139	10:54:40.549
5 -	32.292	***95.5***	***45.005***	80.0	24.296	122.2	***1:41.593***	**(1)**	***86.22***		***10:56:22.142***
6 -	32.188	92.9	45.021	83.2	24.679	121.7	1:41.888	**(3)**	85.97	0.295	10:58:04.030
7 -	***31.967***	92.9	1:07.712	56.0	IN PIT		3:26.815	**P**	42.35	1:45.222	11:01:30.845
8 -	OUTLAP	74.6	57.014	67.2	27.935	116.5	2:06.238		69.39	24.645	11:03:37.083
9 -	32.696	91.0	45.751	78.7	***23.912***	***123.3***	1:42.359		85.57	0.766	11:05:19.442
10 -	32.461	91.3	46.194	75.2	25.188	121.3	1:43.843		84.35	2.250	11:07:03.285

P7 32 SRD Charlie ALLISON Chevron B8

IDEAL LAP TIME : 1:40.268 BEST LAP TIME : 1:41.719 DIFFERENCE : 1.451

LAP	SECTOR 1		SECTOR 2		SECTOR 3		LAP TIME		MPH	DIFF	TIME OF DAY
1 -	OUTLAP	87.7	49.590	68.1	25.768	120.9	1:54.385		76.58	12.666	10:50:01.556
2 -	33.477	92.9	46.215	77.7	24.823	124.5	1:44.515		83.81	2.796	10:51:46.071
3 -	32.678	90.9	45.810	84.2	24.738	123.1	1:43.226		84.86	1.507	10:53:29.297
4 -	32.581	90.9	45.549	81.8	24.048	124.7	1:42.178		85.73	0.459	10:55:11.475
5 -	32.301	90.8	45.509	83.8	23.919	124.9	1:41.729	**(2)**	86.10	0.010	10:56:53.204
6 -	42.159	46.8	58.127	63.7	IN PIT		7:07.455	**P**	20.49	5:25.736	11:04:00.659
7 -	OUTLAP	88.3	45.459	82.9	***23.746***	125.4	1:45.380		83.12	3.661	11:05:46.039
8 -	***31.650***	***98.8***	45.617	73.8	24.726	124.7	1:41.993	**(3)**	85.88	0.274	11:07:28.032
9 -	32.295	92.0	46.159	***85.1***	23.787	***126.6***	1:42.241		85.67	0.522	11:09:10.273
10 -	32.308	91.0	***44.872***	82.7	24.539	124.2	***1:41.719***	**(1)**	***86.11***		***11:10:51.992***
11 -	33.301	88.6	45.855	77.9	24.823	116.3	1:43.979		84.24	2.260	11:12:35.971

P8 48 SRB Benn TILLEY Lotus 23B

IDEAL LAP TIME : 1:41.824 BEST LAP TIME : 1:42.000 DIFFERENCE : 0.176

LAP	SECTOR 1		SECTOR 2		SECTOR 3		LAP TIME		MPH	DIFF	TIME OF DAY
1 -	OUTLAP	82.3	50.187	67.0	25.873	121.1	1:55.758		75.67	13.758	10:50:14.431
2 -	34.928	87.8	48.667	72.5	25.132	122.4	1:48.727		80.56	6.727	10:52:03.158
3 -	34.865	88.6	49.144	72.7	25.137	122.9	1:49.146		80.25	7.146	10:53:52.304
4 -	33.237	92.6	46.239	***84.8***	***24.343***	***124.2***	1:43.819		84.37	1.819	10:55:36.123
5 -	33.182	89.9	47.175	77.4	24.874	122.6	1:45.231		83.24	3.231	10:57:21.354
6 -	34.863	91.9	49.346	61.3	34.204	78.0	1:58.413		73.97	16.413	10:59:19.767
7 -	41.701	54.9	1:28.432	42.0	51.832	42.1	3:01.965		48.14	1:19.965	11:02:21.732
8 -	1:03.818	41.6	50.650	76.1	24.647	122.2	2:19.115		62.96	37.115	11:04:40.847
9 -	33.248	91.4	45.779	81.5	24.379	122.2	1:43.406	**(3)**	84.71	1.406	11:06:24.253
10 -	32.607	96.2	45.590	81.9	24.439	122.4	1:42.636	**(2)**	85.34	0.636	11:08:06.889

Weather / Track : Sunny / Dry

Brands Hatch GP
Circuit Length = 2.4332 miles
Start: 10:46 Flag 11:11 End: 11:13

Legends of Brands Hatch Superprix

HSCC Guards Trophy

QUALIFYING - RACE 15 - SECTOR ANALYSIS

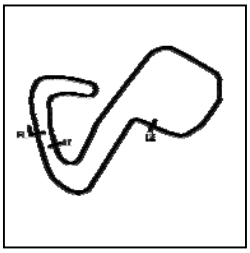

SECTOR 1 = FL to I1, SECTOR 2 = I1 to I2, SECTOR 3 = I2 to FL, DIFF = Difference To Personal Best Lap, P = Crossed Finish Line in Pit Lane, D = Time Disallowed

11 -	32.294	92.8	***45.332***	83.3	24.374	122.4	***1:42.000***	**(1)**	***85.88***		***11:09:48.889***
12 -	***32.149***	***96.9***	45.445	73.7	26.548	111.2	1:44.142		84.11	2.142	11:11:33.031

P9 37 D GARDINER / COX TVR Griffith 200

IDEAL LAP TIME : 1:41.872 BEST LAP TIME : 1:42.390 DIFFERENCE : 0.518

LAP	SECTOR 1		SECTOR 2		SECTOR 3		LAP TIME		MPH	DIFF	TIME OF DAY
1 -	OUTLAP	82.3	48.320	69.7	24.961	132.6	1:52.746		77.69	10.356	10:49:24.432
2 -	32.499	90.8	45.918	76.2	24.138	133.4	1:42.555	**(2)**	85.41	0.165	10:51:06.987
3 -	32.602	93.0	45.553	74.8	24.407	132.6	1:42.562	**(3)**	85.41	0.172	10:52:49.549
4 -	32.394	91.9	46.086	75.0	24.310	133.1	1:42.790		85.22	0.400	10:54:32.339
5 -	36.539	77.5	50.126	60.2	26.838	132.3	1:53.503		77.17	11.113	10:56:25.842
6 -	32.560	92.9	46.129	76.7	***24.137***	***133.6***	1:42.826		85.19	0.436	10:58:08.668
7 -	35.104	69.2	1:03.122	57.2	IN PIT		3:39.021	**P**	39.99	1:56.631	11:01:47.689
8 -	OUTLAP	81.4	53.214	63.4	26.651	128.8	2:02.304		71.62	19.914	11:03:49.993
9 -	32.766	90.0	46.434	***78.8***	24.646	129.3	1:43.846		84.35	1.456	11:05:33.839
10 -	33.339	***98.8***	46.040	75.5	24.859	131.8	1:44.238		84.03	1.848	11:07:18.077
11 -	32.555	95.7	***45.476***	75.0	24.359	129.8	***1:42.390***	**(1)**	***85.55***		***11:09:00.467***
12 -	***32.259***	95.3	53.289	59.3	28.283	128.8	1:53.831		76.95	11.441	11:10:54.298
13 -	33.187	89.0	48.758	72.0	24.752	116.9	1:46.697		82.10	4.307	11:12:40.995

P10 6 SRD THOMPSON / McCLURG Chevron B6

IDEAL LAP TIME : 1:42.518 BEST LAP TIME : 1:42.559 DIFFERENCE : 0.041

LAP	SECTOR 1		SECTOR 2		SECTOR 3		LAP TIME		MPH	DIFF	TIME OF DAY
1 -	OUTLAP	77.7	54.841	65.0	31.216	84.0	2:07.507		68.70	24.948	10:49:59.544
2 -	41.788	68.3	58.218	66.7	IN PIT		4:03.354	**P**	35.99	2:20.795	10:54:02.898
3 -	OUTLAP	82.0	50.290	69.3	26.559	108.4	1:57.697		74.42	15.138	10:56:00.595
4 -	34.097	92.5	48.814	72.1	25.390	122.4	1:48.301		80.88	5.742	10:57:48.896
5 -	34.822	83.6	1:00.481	63.7	IN PIT		3:23.197	**P**	43.11	1:40.638	11:01:12.093
6 -	OUTLAP	57.8	1:00.098	63.7	28.940	89.7	2:15.327		64.73	32.768	11:03:27.420
7 -	35.339	88.5	48.317	73.7	24.764	122.6	1:48.420		80.79	5.861	11:05:15.840
8 -	33.612	84.5	46.922	74.0	24.175	***124.7***	1:44.709	**(3)**	83.65	2.150	11:07:00.549
9 -	32.902	91.0	46.968	74.3	25.541	119.6	1:45.411		83.10	2.852	11:08:45.960
10 -	33.130	86.2	45.930	***74.8***	***24.174***	124.2	1:43.234	**(2)**	84.85	0.675	11:10:29.194
11 -	***32.762***	***95.3***	***45.582***	74.7	24.215	122.6	***1:42.559***	**(1)**	***85.41***		***11:12:11.753***

P11 39 SRB Peter DE LA ROCHE Lotus 23B

IDEAL LAP TIME : 1:42.584 BEST LAP TIME : 1:42.667 DIFFERENCE : 0.083

LAP	SECTOR 1		SECTOR 2		SECTOR 3		LAP TIME		MPH	DIFF	TIME OF DAY
1 -	OUTLAP	77.4	48.483	67.9	24.919	120.6	1:52.196		78.07	9.529	10:49:36.492
2 -	33.505	84.9	46.841	***79.7***	24.939	122.0	1:45.285		83.20	2.618	10:51:21.777
3 -	33.393	87.1	45.925	71.6	24.664	122.6	1:43.982		84.24	1.315	10:53:05.759
4 -	32.953	86.8	45.699	75.0	***24.393***	122.4	1:43.045	**(2)**	85.00	0.378	10:54:48.804
5 -	32.786	92.9	45.954	76.2	24.480	122.9	1:43.220		84.86	0.553	10:56:32.024
6 -	48.827	80.1	46.519	73.0	IN PIT		7:25.425	**P**	19.66	5:42.758	11:03:57.449
7 -	OUTLAP	85.0	46.224	71.2	24.532	122.6	1:51.023		78.90	8.356	11:05:48.472
8 -	***32.583***	92.4	***45.608***	72.3	24.476	***123.1***	***1:42.667***	**(1)**	***85.32***		***11:07:31.139***
9 -	32.810	***93.2***	46.156	70.5	24.725	122.0	1:43.691		84.48	1.024	11:09:14.830
10 -	32.588	90.4	45.916	72.8	24.713	113.7	1:43.217	**(3)**	84.86	0.550	11:10:58.047

P12 9 INV Richard PIPER Fitzgerald B2 Brahma

IDEAL LAP TIME : 1:43.008 BEST LAP TIME : 1:43.008 DIFFERENCE : 0.000

LAP	SECTOR 1		SECTOR 2		SECTOR 3		LAP TIME		MPH	DIFF	TIME OF DAY
1 -	OUTLAP	86.2	50.333	73.5	26.405	113.7	2:02.449		71.53	19.441	10:52:39.529
2 -	34.422	93.3	47.688	78.3	25.261	117.1	1:47.371		81.58	4.363	10:54:26.900
3 -	32.643	95.0	46.730	83.3	24.834	118.1	1:44.207	**(2)**	84.06	1.199	10:56:11.107
4 -	32.970	89.2	49.327	80.2	24.948	118.1	1:47.245		81.68	4.237	10:57:58.352
5 -	34.533	63.4	1:09.496	48.9	IN PIT		5:52.889	**P**	24.82	4:09.881	11:03:51.241
6 -	OUTLAP	92.8	47.211	78.1	24.990	117.1	1:52.989		77.52	9.981	11:05:44.230
7 -	32.402	***96.5***	47.100	75.9	24.755	119.1	1:44.257	**(3)**	84.02	1.249	11:07:28.487
8 -	***32.190***	94.5	***46.387***	***86.3***	***24.431***	***120.0***	***1:43.008***	**(1)**	***85.04***		***11:09:11.495***

Weather / Track : Sunny / Dry

Brands Hatch GP
Circuit Length = 2.4332 miles
Start: 10:46 Flag 11:11 End: 11:13

Legends of Brands Hatch Superprix

HSCC Guards Trophy

QUALIFYING - RACE 15 - SECTOR ANALYSIS

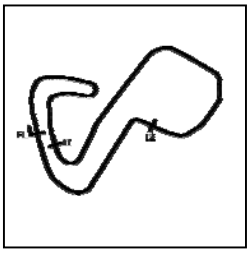

SECTOR 1 = FL to I1, SECTOR 2 = I1 to I2, SECTOR 3 = I2 to FL, DIFF = Difference To Personal Best Lap, P = Crossed Finish Line in Pit Lane, D = Time Disallowed

P13 23 SRB Darren WILSON Lotus 23B

IDEAL LAP TIME : 1:44.557 BEST LAP TIME : 1:44.644 DIFFERENCE : 0.087

LAP	SECTOR 1		SECTOR 2		SECTOR 3		LAP TIME		MPH	DIFF	TIME OF DAY
1 -	OUTLAP	76.8	51.881	70.9	26.363	116.3	1:59.119		73.53	14.475	10:49:32.074
2 -	35.649	88.7	49.181	69.9	25.909	***120.6***	1:50.739		79.10	6.095	10:51:22.813
3 -	34.393	87.1	47.979	74.3	25.020	119.6	1:47.392		81.56	2.748	10:53:10.205
4 -	33.853	***91.8***	47.450	80.2	24.878	119.6	1:46.181		82.49	1.537	10:54:56.386
5 -	33.392	90.4	47.077	80.7	24.940	119.4	1:45.409		83.10	0.765	10:56:41.795
6 -	34.819	82.9	48.603	77.6	25.430	103.2	1:48.852		80.47	4.208	10:58:30.647
7 -	35.454	74.2	1:00.466	56.6	IN PIT		4:46.684	**P**	30.55	3:02.040	11:03:17.331
8 -	OUTLAP	85.7	47.446	78.9	24.972	119.6	1:51.272		78.72	6.628	11:05:08.603
9 -	33.504	87.2	47.241	79.2	25.111	120.4	1:45.856		82.75	1.212	11:06:54.459
10 -	33.516	89.5	46.637	79.7	25.034	119.4	1:45.187	**(2)**	83.27	0.543	11:08:39.646
11 -	33.212	90.4	47.215	80.4	***24.773***	119.6	1:45.200	**(3)**	83.26	0.556	11:10:24.846
12 -	***33.179***	90.5	***46.605***	***81.0***	24.860	118.5	***1:44.644***	**(1)**	***83.71***		***11:12:09.490***

P14 3 SRD Patrick JACK Chevron B8

IDEAL LAP TIME : 1:44.676 BEST LAP TIME : 1:44.688 DIFFERENCE : 0.012

LAP	SECTOR 1		SECTOR 2		SECTOR 3		LAP TIME		MPH	DIFF	TIME OF DAY
1 -	OUTLAP	81.5	54.076	69.1	27.737	111.2	2:05.563		69.76	20.875	10:50:16.894
2 -	34.822	86.4	49.934	78.3	26.536	115.5	1:51.292		78.71	6.604	10:52:08.186
3 -	34.065	87.0	49.772	80.7	26.027	116.5	1:49.864		79.73	5.176	10:53:58.050
4 -	34.333	89.0	47.849	82.0	25.489	120.0	1:47.671		81.35	2.983	10:55:45.721
5 -	33.516	91.8	1:09.332	77.8	25.843	118.5	2:08.691		68.06	24.003	10:57:54.412
6 -	33.702	86.5	1:08.975	65.3	30.419	92.6	2:13.096		65.81	28.408	11:00:07.508
7 -	44.255	49.9	1:01.478	69.6	31.378	69.3	2:17.111		63.88	32.423	11:02:24.619
8 -	1:01.412	42.3	49.817	78.9	25.751	120.0	2:16.980		63.94	32.292	11:04:41.599
9 -	33.219	***93.7***	***46.863***	81.1	***24.606***	***121.3***	***1:44.688***	**(1)**	***83.67***		***11:06:26.287***
10 -	33.488	93.2	47.511	81.5	25.663	121.1	1:46.662	**(3)**	82.12	1.974	11:08:12.949
11 -	33.362	89.8	48.773	78.2	25.934	118.9	1:48.069		81.05	3.381	11:10:01.018
12 -	***33.207***	87.4	47.210	***82.8***	25.238	116.3	1:45.655	**(2)**	82.90	0.967	11:11:46.673

P15 193 SRB ERNST / HADFIELD DRW Mk6

IDEAL LAP TIME : BEST LAP TIME : 1:45.975 DIFFERENCE :

LAP	SECTOR 1	SECTOR 2	SECTOR 3	LAP TIME		MPH	DIFF	TIME OF DAY
1 -				1:59.292		73.43	13.317	10:52:16.071
2 -				1:54.473		76.52	8.498	10:54:10.544
3 -				1:57.777		74.37	11.802	10:56:08.321
4 -				1:56.280		75.33	10.305	10:58:04.601
5 -			***IN PIT***	3:45.776	**P**	38.79	1:59.801	11:01:50.377
6 -	***OUTLAP***			2:00.833		72.49	14.858	11:03:51.211
7 -				1:46.394	**(2)**	82.33	0.419	11:05:37.605
8 -				***1:45.975***	**(1)**	***82.65***		***11:07:23.580***
9 -				1:46.522	**(3)**	82.23	0.547	11:09:10.102
10 -				1:46.945		81.90	0.970	11:10:57.047
11 -				1:47.333		81.61	1.358	11:12:44.380

P16 16 SRD Phillip NELSON Chevron B8

IDEAL LAP TIME : 1:46.964 BEST LAP TIME : 1:47.032 DIFFERENCE : 0.068

LAP	SECTOR 1		SECTOR 2		SECTOR 3		LAP TIME		MPH	DIFF	TIME OF DAY
1 -	OUTLAP	80.1	51.609	66.7	26.543	113.1	1:57.179		74.75	10.147	10:50:07.188
2 -	35.860	82.9	51.680	70.4	26.692	116.1	1:54.232		76.68	7.200	10:52:01.420
3 -	36.133	90.0	49.168	74.0	25.668	116.9	1:50.969		78.93	3.937	10:53:52.389
4 -	34.708	89.7	48.915	75.2	25.445	118.5	1:49.068		80.31	2.036	10:55:41.457
5 -	34.918	89.2	49.055	73.6	25.403	117.9	1:49.376		80.08	2.344	10:57:30.833
6 -	33.830	87.4	49.856	72.4	IN PIT		7:49.367	**P**	18.66	6:02.335	11:05:20.200
7 -	OUTLAP	84.6	***48.012***	***80.1***	25.824	116.5	1:50.592		79.20	3.560	11:07:10.792
8 -	***33.642***	93.5	48.080	74.8	***25.310***	***119.1***	***1:47.032***	**(1)**	***81.84***		***11:08:57.824***
9 -	33.798	91.3	48.616	78.9	25.884	118.5	1:48.298	**(2)**	80.88	1.266	11:10:46.122
10 -	35.026	***95.8***	48.153	79.7	25.525	118.7	1:48.704	**(3)**	80.58	1.672	11:12:34.826

Weather / Track : Sunny / Dry

Brands Hatch GP
Circuit Length = 2.4332 miles
Start: 10:46 Flag 11:11 End: 11:13

Legends of Brands Hatch Superprix

HSCC Guards Trophy

QUALIFYING - RACE 15 - SECTOR ANALYSIS

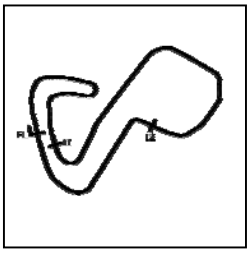

SECTOR 1 = FL to I1, SECTOR 2 = I1 to I2, SECTOR 3 = I2 to FL, DIFF = Difference To Personal Best Lap, P = Crossed Finish Line in Pit Lane, D = Time Disallowed

P17 65 B Peter THOMPSON Marcos 1800 GT

IDEAL LAP TIME : 1:47.184 BEST LAP TIME : 1:47.308 DIFFERENCE : 0.124

LAP	SECTOR 1		SECTOR 2		SECTOR 3		LAP TIME		MPH	DIFF	TIME OF DAY
1 -	OUTLAP	77.1	51.300	68.0	26.265	112.9	2:00.487		72.70	13.179	10:50:00.987
2 -	35.291	80.9	48.836	74.4	25.906	114.5	1:50.033		79.61	2.725	10:51:51.020
3 -	34.460	84.7	48.843	74.2	25.799	114.9	1:49.102		80.29	1.794	10:53:40.122
4 -	34.778	85.5	49.393	70.1	25.999	113.5	1:50.170		79.51	2.862	10:55:30.292
5 -	34.073	88.0	48.145	73.8	25.851	113.5	1:48.069	(3)	81.05	0.761	10:57:18.361
6 -	38.517	64.2	54.751	65.1	IN PIT		7:15.507	P	20.11	5:28.199	11:04:33.868
7 -	OUTLAP	77.6	50.523	75.5	25.743	***115.1***	1:54.957		76.20	7.649	11:06:28.825
8 -	***33.821***	***89.3***	***47.811***	74.9	25.676	***115.1***	***1:47.308***	(1)	***81.63***		***11:08:16.133***
9 -	35.602	75.8	49.356	72.7	25.938	113.9	1:50.896		78.99	3.588	11:10:07.029
10 -	34.159	88.7	48.332	***76.0***	***25.552***	114.7	1:48.043	(2)	81.07	0.735	11:11:55.072

P18 325 SRB Colin ELLISON Merlyn Mk4/6

IDEAL LAP TIME : 1:47.990 BEST LAP TIME : 1:48.545 DIFFERENCE : 0.555

LAP	SECTOR 1		SECTOR 2		SECTOR 3		LAP TIME		MPH	DIFF	TIME OF DAY
1 -	OUTLAP	73.6	55.874	65.0	27.303		2:06.524		69.23	17.979	10:49:40.765
2 -	35.174	80.2	51.187	68.8	26.207	116.5	1:52.568		77.81	4.023	10:51:33.333
3 -	35.657	77.2	50.992	70.5	26.290	***118.5***	1:52.939		77.56	4.394	10:53:26.272
4 -	34.621	82.0	50.397	74.7	25.838	117.3	1:50.856		79.02	2.311	10:55:17.128
5 -	34.433	80.9	49.537	71.0	25.786		1:49.756	(3)	79.81	1.211	10:57:06.884
6 -	35.504	84.3	50.415	63.3	34.201	77.8	2:00.120		72.92	11.575	10:59:07.004
7 -	43.381	65.9	1:01.368	58.4	IN PIT		4:12.950	P	34.63	2:24.405	11:03:19.954
8 -	OUTLAP	78.5	49.626	***75.3***	25.498		1:54.536		76.48	5.991	11:05:14.490
9 -	34.714	83.8	48.688	75.0	25.494		1:48.896	(2)	80.44	0.351	11:07:03.386
10 -	34.638	87.6	***48.647***	73.8	***25.260***		***1:48.545***	(1)	***80.70***		***11:08:51.931***
11 -	***34.083***	***92.5***	48.980	68.8	26.931	112.0	1:49.994		79.63	1.449	11:10:41.925

P19 69 A Ross HYETT Lotus Elan 26R

IDEAL LAP TIME : 1:50.101 BEST LAP TIME : 1:50.355 DIFFERENCE : 0.254

LAP	SECTOR 1		SECTOR 2		SECTOR 3		LAP TIME		MPH	DIFF	TIME OF DAY
1 -	OUTLAP	86.3	49.599	***78.3***	26.901	114.9	1:57.975		74.25	7.620	10:50:20.186
2 -	34.607	***90.5***	49.599	73.1	***26.321***	***115.3***	1:50.527	(2)	79.25	0.172	10:52:10.713
3 -	***34.589***	89.5	***49.191***	77.6	26.575	114.3	***1:50.355***	(1)	***79.37***		***10:54:01.068***

P20 41 SRE Brian CASEY Lenham P69

IDEAL LAP TIME : 1:50.277 BEST LAP TIME : 1:51.564 DIFFERENCE : 1.287

LAP	SECTOR 1		SECTOR 2		SECTOR 3		LAP TIME		MPH	DIFF	TIME OF DAY
1 -	OUTLAP	73.3	56.044	63.6	28.188	109.8	2:08.134		68.36	16.570	10:50:05.143
2 -	37.893	77.6	53.923	67.6	27.955	112.0	1:59.771		73.13	8.207	10:52:04.914
3 -	36.555	84.5	51.781	69.9	IN PIT		3:05.052	P	47.33	1:13.488	10:55:09.966
4 -	OUTLAP	77.4	51.894	72.6	26.463	112.7	2:00.147		72.90	8.583	10:57:10.113
5 -	36.412	88.6	51.991	57.1	31.146	91.9	1:59.549		73.27	7.985	10:59:09.662
6 -	41.448	65.7	1:01.678	59.1	31.389	95.4	2:14.515		65.12	22.951	11:01:24.177
7 -	39.278	77.0	59.995	62.6	29.563	107.3	2:08.836		67.99	17.272	11:03:33.013
8 -	36.660	81.2	51.812	70.6	26.495	***116.9***	1:54.967		76.19	3.403	11:05:27.980
9 -	***35.219***	89.3	***49.333***	72.5	27.012	107.2	***1:51.564***	(1)	***78.51***		***11:07:19.544***
10 -	35.553	***90.4***	53.748	70.5	26.659	104.3	1:55.960		75.54	4.396	11:09:15.504
11 -	35.533	90.0	50.129	72.3	29.018	113.7	1:54.680	(3)	76.38	3.116	11:11:10.184
12 -	37.061	87.2	49.679	***73.9***	***25.725***	116.7	1:52.465	(2)	77.88	0.901	11:13:02.649

P21 75 A ANGLE / OVERTON-WOOD Lotus Elan GTS

IDEAL LAP TIME : 1:52.195 BEST LAP TIME : 1:52.406 DIFFERENCE : 0.211

LAP	SECTOR 1		SECTOR 2		SECTOR 3		LAP TIME		MPH	DIFF	TIME OF DAY
1 -	OUTLAP	78.5	54.639	67.1	27.756	107.3	2:05.171		69.98	12.765	10:49:50.778
2 -	36.172	80.9	51.045	***75.4***	26.744	111.6	1:53.961	(2)	76.86	1.555	10:51:44.739
3 -	35.854	80.1	***50.038***	73.7	***26.514***	***112.4***	***1:52.406***	(1)	***77.93***		***10:53:37.145***

Weather / Track : Sunny / Dry

Brands Hatch GP
Circuit Length = 2.4332 miles
Start: 10:46 Flag 11:11 End: 11:13

Legends of Brands Hatch Superprix

HSCC Guards Trophy

QUALIFYING - RACE 15 - SECTOR ANALYSIS

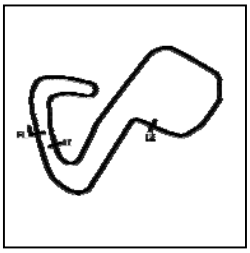

SECTOR 1 = FL to I1, SECTOR 2 = I1 to I2, SECTOR 3 = I2 to FL, DIFF = Difference To Personal Best Lap, P = Crossed Finish Line in Pit Lane, D = Time Disallowed

4 -	***35.643***	***81.3***	52.684	73.2	27.718	99.8	1:56.045	**(3)**	75.48	3.639	10:55:33.190
5 -	38.921	78.4	54.667	71.6	IN PIT		3:40.675	**P**	39.69	1:48.269	10:59:13.865
6 -	OUTLAP	52.1	1:28.423	44.0	52.020	42.5	3:07.014		46.84	1:14.608	11:02:20.879
7 -	1:04.014	41.0	1:02.610	64.2	31.625	93.4	2:38.249		55.35	45.843	11:04:59.128
8 -	41.216	72.3	1:00.239	64.2	31.728	96.0	2:13.183		65.77	20.777	11:07:12.311
9 -	40.215	76.0	1:00.717	68.8	31.347	97.6	2:12.279		66.22	19.873	11:09:24.590

P22 104 SRB Michael RICHINGS — Merlyn Mk4A

IDEAL LAP TIME : 1:52.812 BEST LAP TIME : 1:53.053 DIFFERENCE : 0.241

LAP	SECTOR 1		SECTOR 2		SECTOR 3		LAP TIME		MPH	DIFF	TIME OF DAY
1 -	OUTLAP	75.3	56.299	63.9	28.463	99.8	2:07.512		68.69	14.459	10:50:01.289
2 -	38.538	76.5	52.542	68.3	27.462	***111.4***	1:58.542		73.89	5.489	10:51:59.831
3 -	37.402	77.5	52.695	69.0	26.717	110.1	1:56.814		74.98	3.761	10:53:56.645
4 -	37.278	83.3	51.198	74.7	26.864	108.7	1:55.340		75.94	2.287	10:55:51.985
5 -	35.954	84.6	50.408	71.6	***26.691***	109.1	***1:53.053***	**(1)**	***77.48***		***10:57:45.038***
6 -	36.239	84.6	1:02.122	61.7	34.578	59.0	2:12.939		65.89	19.886	10:59:57.977
7 -	52.319	44.8			IN PIT		2:42.617	**P**	53.86	49.564	11:02:40.594
8 -	OUTLAP	35.1	56.031	69.6	29.000	104.2	2:17.574		63.67	24.521	11:04:58.168
9 -	36.418	***87.3***	51.797	72.7	26.757	109.8	1:54.972		76.19	1.919	11:06:53.140
10 -	***35.920***	85.3	***50.201***	***74.8***	27.934	107.0	1:54.055	**(2)**	76.80	1.002	11:08:47.195
11 -	35.928	84.9	51.613	68.9	27.064	110.0	1:54.605		76.43	1.552	11:10:41.800
12 -	36.338	84.4	51.130	71.6	26.723	111.2	1:54.191	**(3)**	76.71	1.138	11:12:35.991

P23 60 C Andrew HAYDEN — Austin Healey 3000 Mk3

IDEAL LAP TIME : 1:54.516 BEST LAP TIME : 1:55.293 DIFFERENCE : 0.777

LAP	SECTOR 1		SECTOR 2		SECTOR 3		LAP TIME		MPH	DIFF	TIME OF DAY
1 -	OUTLAP	72.2	54.031	68.0	27.148	109.2	2:02.807		71.33	7.514	10:49:43.961
2 -	***35.929***	84.2	51.683	68.6	28.676	109.2	1:56.288		75.32	0.995	10:51:40.249
3 -	36.201	***84.7***	51.978	***72.1***	***27.147***	109.1	1:55.326	**(2)**	75.95	0.033	10:53:35.575
4 -	36.211	82.8	51.765	69.8	27.742	111.1	1:55.718		75.69	0.425	10:55:31.293
5 -	35.984	84.4	51.987	70.7	27.524	110.3	1:55.495	**(3)**	75.84	0.202	10:57:26.788
6 -	36.376	82.9	53.427	67.1	IN PIT		4:57.342	**P**	29.46	3:02.049	11:02:24.130
7 -	OUTLAP	37.9	59.669	60.8	30.730	104.2	2:34.699		56.62	39.406	11:04:58.829
8 -	36.401	82.4	52.857	67.4	27.933	111.2	1:57.191		74.74	1.898	11:06:56.020
9 -	36.581	76.7	***51.440***	69.3	27.272	110.1	***1:55.293***	**(1)**	***75.97***		***11:08:51.313***
10 -	37.102	72.7	54.047	60.8	28.602	***112.0***	1:59.751		73.15	4.458	11:10:51.064
11 -	36.815	74.4	52.865	67.5	27.477	109.8	1:57.157		74.77	1.864	11:12:48.221

P24 93 SRD George DOUGLAS — Ginetta G16

IDEAL LAP TIME : 1:55.690 BEST LAP TIME : 1:55.690 DIFFERENCE : 0.000

LAP	SECTOR 1		SECTOR 2		SECTOR 3		LAP TIME		MPH	DIFF	TIME OF DAY
1 -	OUTLAP	85.7	53.242	67.6	27.342	114.5	2:04.503		70.35	8.813	10:50:25.528
2 -	51.706	58.2	54.030	72.6	27.900	107.7	2:13.636		65.55	17.946	10:52:39.164
3 -	37.925	87.1	53.908	65.2	27.618	116.3	1:59.451		73.33	3.761	10:54:38.615
4 -	37.806	81.0	53.757	68.1	28.308	110.7	1:59.871		73.07	4.181	10:56:38.486
5 -	37.833	83.2	53.255	67.7	IN PIT		3:48.547	**P**	38.32	1:52.857	11:00:27.033
6 -	OUTLAP	73.4	57.065	67.7	28.768	100.4	2:13.749		65.49	18.059	11:02:40.782
7 -	51.050	28.8	56.380	68.5	27.874	116.5	2:15.304		64.74	19.614	11:04:56.086
8 -	37.112	80.5	54.393	67.2	26.804	112.7	1:58.309	**(3)**	74.04	2.619	11:06:54.395
9 -	***36.873***	***87.3***	***52.219***	70.6	***26.598***	***118.7***	***1:55.690***	**(1)**	***75.71***		***11:08:50.085***
10 -	37.234	86.1	52.355	70.7	27.457	115.9	1:57.046	**(2)**	74.84	1.356	11:10:47.131
11 -	37.399	81.6	52.976	***72.9***	29.037	80.9	1:59.412		73.35	3.722	11:12:46.543

P25 90 B Josh BARNETT — MGB

IDEAL LAP TIME : 1:56.565 BEST LAP TIME : 1:56.806 DIFFERENCE : 0.241

LAP	SECTOR 1		SECTOR 2		SECTOR 3		LAP TIME		MPH	DIFF	TIME OF DAY
1 -	OUTLAP	73.6	1:11.436	65.5	30.560	91.6	2:24.190		60.75	27.384	11:00:08.169
2 -	44.416	48.2	1:01.140	70.6	31.217	67.5	2:16.773		64.04	19.967	11:02:24.942
3 -	1:01.811	40.4	56.452	***76.9***	28.233	98.2	2:26.496		59.79	29.690	11:04:51.438
4 -	***36.022***	78.6	***52.419***	76.6	28.365	98.1	***1:56.806***	**(1)**	***74.99***		***11:06:48.244***

Weather / Track : Sunny / Dry

Brands Hatch GP
Circuit Length = 2.4332 miles
Start: 10:46 Flag 11:11 End: 11:13

Legends of Brands Hatch Superprix

HSCC Guards Trophy

QUALIFYING - RACE 15 - SECTOR ANALYSIS

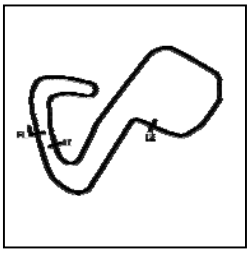

SECTOR 1 = FL to I1, SECTOR 2 = I1 to I2, SECTOR 3 = I2 to FL, DIFF = Difference To Personal Best Lap, P = Crossed Finish Line in Pit Lane, D = Time Disallowed

5 -	36.164	78.5	52.863	75.9	***28.124***	97.1	1:57.151	**(2)**	74.77	0.345	11:08:45.395
6 -	36.715	***79.4***	53.372	70.2	29.108	***99.1***	1:59.195	**(3)**	73.49	2.389	11:10:44.590
7 -	38.310	79.1	54.916	73.2	28.431	***99.1***	2:01.657		72.00	4.851	11:12:46.247

P26 74 A AYLETT / FARRALL Diva GT

IDEAL LAP TIME : 1:57.374 BEST LAP TIME : 1:57.455 DIFFERENCE : 0.081

LAP	SECTOR 1		SECTOR 2		SECTOR 3		LAP TIME		MPH	DIFF	TIME OF DAY
1 -	OUTLAP	75.8	53.088	64.5	29.893	103.0	2:08.407		68.21	10.952	10:50:52.184
2 -	38.316	78.5	52.677	64.9	28.886	***107.2***	1:59.879		73.07	2.424	10:52:52.063
3 -	37.931	80.0	52.246	59.6	28.910	106.8	1:59.087	**(2)**	73.55	1.632	10:54:51.150
4 -	36.782	81.7	***52.052***	64.5	***28.621***	102.7	***1:57.455***	**(1)**	***74.58***		***10:56:48.605***
5 -	43.977	56.2	56.486	62.0	IN PIT		4:26.029	**P**	32.92	2:28.574	11:01:14.634
6 -	OUTLAP	47.6	1:01.099	63.7	29.837	104.2	2:17.390		63.75	19.935	11:03:32.024
7 -	***36.701***	81.0	55.160	64.3	28.868	105.8	2:00.729		72.55	3.274	11:05:32.753
8 -	37.530	***82.2***	52.561	***70.6***	29.316	100.1	1:59.407	**(3)**	73.36	1.952	11:07:32.160

P27 144 SRD Will WALKER Elfin 300

IDEAL LAP TIME : 1:56.268 BEST LAP TIME : 1:57.904 DIFFERENCE : 1.636

LAP	SECTOR 1		SECTOR 2		SECTOR 3		LAP TIME		MPH	DIFF	TIME OF DAY
1 -	OUTLAP	79.4	55.047	67.4	28.701	94.1	2:06.584		69.20	8.680	10:50:02.387
2 -	37.885	72.8	52.430	68.4	***27.914***	***107.0***	1:58.229	**(2)**	74.09	0.325	10:52:00.616
3 -	37.368	***80.1***	***52.272***	***71.7***	28.264	97.3	***1:57.904***	**(1)**	***74.29***		***10:53:58.520***
4 -	***36.082***	77.9	53.888	71.0	IN PIT		3:44.527	**P**	39.01	1:46.623	10:57:43.047

P28 63 A Rory JACK Lotus Elan

IDEAL LAP TIME : 1:57.752 BEST LAP TIME : 1:58.893 DIFFERENCE : 1.141

LAP	SECTOR 1		SECTOR 2		SECTOR 3		LAP TIME		MPH	DIFF	TIME OF DAY
1 -	OUTLAP	78.6	56.000	69.9	27.936	104.3	2:10.282		67.23	11.389	10:50:11.984
2 -	38.115	80.7	***53.636***	***75.3***	***27.403***	106.0	1:59.154	**(2)**	73.51	0.261	10:52:11.138
3 -	36.967	***83.1***	54.376	71.0	27.550	***107.7***	***1:58.893***	**(1)**	***73.67***		***10:54:10.031***
4 -	***36.713***	80.6	54.578	73.0	29.425	106.8	2:00.716	**(3)**	72.56	1.823	10:56:10.747
5 -	5:15.635	49.4	1:00.006	64.9	IN PIT		8:20.882	**P**	17.48	6:21.989	11:04:31.629
6 -	OUTLAP	74.8	55.992	69.5	28.407	105.6	2:07.472		68.71	8.579	11:06:39.101
7 -	37.530	80.8	55.733	67.9	28.964	104.6	2:02.227		71.66	3.334	11:08:41.328
8 -	38.052	70.5	55.000	71.2	30.237	89.1	2:03.289		71.05	4.396	11:10:44.617
9 -	39.347	79.0	56.038	72.5	27.961	102.7	2:03.346		71.01	4.453	11:12:47.963

Weather / Track : Sunny / Dry

Brands Hatch GP
Circuit Length = 2.4332 miles
Start: 10:46 Flag 11:11 End: 11:13

Legends of Brands Hatch Superprix

HSCC Guards Trophy

QUALIFYING - RACE 15 - BEST SECTORS

	SECTOR 1			SECTOR 2			SECTOR 3		
POS	NO	NAME	TIME	NO	NAME	TIME	NO	NAME	TIME
1	138	UGO / RUSHWORT	31.427	25	HIBBERD / HIBBER	44.354	32	ALLISON	23.746
2	32	ALLISON	31.650	18	BARTELL / GRANT	44.752	14	SPIERS	23.801
3	18	BARTELL / GRANT	31.774	32	ALLISON	44.872	25	HIBBERD / HIBBER	23.874
4	25	HIBBERD / HIBBER	31.875	34	SCHRYVER / STEP	44.913	34	SCHRYVER / STEP	23.896
5	38	TAYLOR	31.967	138	UGO / RUSHWORT	44.979	138	UGO / RUSHWORT	23.906
6	48	TILLEY	32.149	38	TAYLOR	45.005	38	TAYLOR	23.912
7	9	PIPER	32.190	14	SPIERS	45.117	37	GARDINER / COX	24.137
8	34	SCHRYVER / STEP	32.226	48	TILLEY	45.332	18	BARTELL / GRANT	24.170
9	37	GARDINER / COX	32.259	37	GARDINER / COX	45.476	6	THOMPSON / McCl	24.174
10	14	SPIERS	32.372	6	THOMPSON / McCl	45.582	48	TILLEY	24.343
11	39	DE LA ROCHE	32.583	39	DE LA ROCHE	45.608	39	DE LA ROCHE	24.393
12	6	THOMPSON / McCl	32.762	9	PIPER	46.387	9	PIPER	24.431
13	23	WILSON	33.179	23	WILSON	46.605	3	JACK	24.606
14	3	JACK	33.207	3	JACK	46.863	23	WILSON	24.773
15	16	NELSON	33.642	65	THOMPSON	47.811	325	ELLISON	25.260
16	65	THOMPSON	33.821	16	NELSON	48.012	16	NELSON	25.310
17	325	ELLISON	34.083	325	ELLISON	48.647	65	THOMPSON	25.552
18	69	HYETT	34.589	69	HYETT	49.191	41	CASEY	25.725
19	41	CASEY	35.219	41	CASEY	49.333	69	HYETT	26.321
20	75	ANGLE / OVERTON	35.643	75	ANGLE / OVERTON	50.038	75	ANGLE / OVERTON	26.514
21	104	RICHINGS	35.920	104	RICHINGS	50.201	93	DOUGLAS	26.598
22	60	HAYDEN	35.929	60	HAYDEN	51.440	104	RICHINGS	26.691
23	90	BARNETT	36.022	74	AYLETT / FARRALL	52.052	60	HAYDEN	27.147
24	144	WALKER	36.082	93	DOUGLAS	52.219	63	JACK	27.403
25	74	AYLETT / FARRALL	36.701	144	WALKER	52.272	144	WALKER	27.914
26	63	JACK	36.713	90	BARNETT	52.419	90	BARNETT	28.124
27	93	DOUGLAS	36.873	63	JACK	53.636	74	AYLETT / FARRALL	28.621
28									

IDEAL / BEST COMPARISON					
POS	NO	NAME	IDEAL	BEST	DIFF
		PERFECT LAP	1:39.527		
1	25	HIBBERD / HIBBERD	1:40.103	1:40.103	0.000
2	32	ALLISON	1:40.268	1:41.719	1.451
3	138	UGO / RUSHWORTH	1:40.312	1:40.404	0.092
4	18	BARTELL / GRANT	1:40.696	1:40.979	0.283
5	38	TAYLOR	1:40.884	1:41.593	0.709
6	34	SCHRYVER / STEPH	1:41.035	1:41.211	0.176
7	14	SPIERS	1:41.290	1:41.543	0.253
8	48	TILLEY	1:41.824	1:42.000	0.176
9	37	GARDINER / COX	1:41.872	1:42.390	0.518
10	6	THOMPSON / McCLU	1:42.518	1:42.559	0.041
11	39	DE LA ROCHE	1:42.584	1:42.667	0.083
12	9	PIPER	1:43.008	1:43.008	0.000
13	23	WILSON	1:44.557	1:44.644	0.087
14	3	JACK	1:44.676	1:44.688	0.012
15	16	NELSON	1:46.964	1:47.032	0.068
16	65	THOMPSON	1:47.184	1:47.308	0.124
17	325	ELLISON	1:47.990	1:48.545	0.555
18	69	HYETT	1:50.101	1:50.355	0.254
19	41	CASEY	1:50.277	1:51.564	1.287
20	75	ANGLE / OVERTON-\	1:52.195	1:52.406	0.211
21	104	RICHINGS	1:52.812	1:53.053	0.241
22	60	HAYDEN	1:54.516	1:55.293	0.777
23	93	DOUGLAS	1:55.690	1:55.690	0.000
24	144	WALKER	1:56.268	1:57.904	1.636
25	90	BARNETT	1:56.565	1:56.806	0.241
26	74	AYLETT / FARRALL	1:57.374	1:57.455	0.081
27	63	JACK	1:57.752	1:58.893	1.141
28	193	ERNST / HADFIELD		1:45.975	

Weather / Track : Sunny / Dry

Brands Hatch GP
Circuit Length = 2.4332 miles
Start: 10:46 Flag 11:11 End: 11:13

Results can be found at www.tsl-timing.com

Printed - 11:18 Sunday, 30 June 2019

Legends of Brands Hatch Superprix

HSCC Guards Trophy

QUALIFYING - RACE 15 - BEST SPEEDS

	INTERMEDIATE 1			INTERMEDIATE 2			FINISH LINE		
POS	NO	NAME	MPH	NO	NAME	MPH	NO	NAME	MPH
1	138	UGO / RUSHWORTH	101.0	9	PIPER	86.3	37	GARDINER / COX	133.6
2	25	HIBBERD / HIBBERD	99.8	138	UGO / RUSHWORTH	85.7	14	SPIERS	130.5
3	32	ALLISON	98.8	32	ALLISON	85.1	32	ALLISON	126.6
4	37	GARDINER / COX	98.8	48	TILLEY	84.8	18	BARTELL / GRANT	126.3
5	18	BARTELL / GRANT	97.9	38	TAYLOR	83.9	138	UGO / RUSHWORTH	125.2
6	14	SPIERS	97.5	34	SCHRYVER / STEPHENS	83.3	34	SCHRYVER / STEPHENS	125.2
7	48	TILLEY	96.9	3	JACK	82.8	25	HIBBERD / HIBBERD	124.9
8	34	SCHRYVER / STEPHENS	96.5	25	HIBBERD / HIBBERD	82.3	6	THOMPSON / McCLURG	124.7
9	9	PIPER	96.5	18	BARTELL / GRANT	81.7	48	TILLEY	124.2
10	16	NELSON	95.8	23	WILSON	81.0	38	TAYLOR	123.3
11	38	TAYLOR	95.5	16	NELSON	80.1	39	DE LA ROCHE	123.1
12	6	THOMPSON / McCLURG	95.3	39	DE LA ROCHE	79.7	3	JACK	121.3
13	3	JACK	93.7	37	GARDINER / COX	78.8	23	WILSON	120.6
14	39	DE LA ROCHE	93.2	69	HYETT	78.3	9	PIPER	120.0
15	325	ELLISON	92.5	14	SPIERS	78.2	16	NELSON	119.1
16	23	WILSON	91.8	90	BARNETT	76.9	93	DOUGLAS	118.7
17	69	HYETT	90.5	65	THOMPSON	76.0	325	ELLISON	118.5
18	41	CASEY	90.4	75	ANGLE / OVERTON-WOOD	75.4	41	CASEY	116.9
19	65	THOMPSON	89.3	325	ELLISON	75.3	69	HYETT	115.3
20	104	RICHINGS	87.3	63	JACK	75.3	65	THOMPSON	115.1
21	93	DOUGLAS	87.3	6	THOMPSON / McCLURG	74.8	75	ANGLE / OVERTON-WOOD	112.4
22	60	HAYDEN	84.7	104	RICHINGS	74.8	60	HAYDEN	112.0
23	63	JACK	83.1	41	CASEY	73.9	104	RICHINGS	111.4
24	74	AYLETT / FARRALL	82.2	93	DOUGLAS	72.9	63	JACK	107.7
25	75	ANGLE / OVERTON-WOOD	81.3	60	HAYDEN	72.1	74	AYLETT / FARRALL	107.2
26	144	WALKER	80.1	144	WALKER	71.7	144	WALKER	107.0
27	90	BARNETT	79.4	74	AYLETT / FARRALL	70.6	90	BARNETT	99.1
28									

Weather / Track : Sunny / Dry

Brands Hatch GP
Circuit Length = 2.4332 miles
Start: 10:46 Flag 11:11 End: 11:13

Results can be found at www.tsl-timing.com

Printed - 11:15 Sunday, 30 June 2019

Legends of Brands Hatch Superprix

HSCC Guards Trophy

QUALIFYING - RACE 15 - STATISTICS

Competitors Started	28
Planned Start	2019-06-30 @ 10:50:00.000
Actual Start	2019-06-30 @ 10:46:55.012
Finish Time	2019-06-30 @ 11:11:24.518
Track Length	2.4332mi.
Total Laps	285
Total Distance Covered	693.4875mi.

Session Fastest Lap History

NO	CL	NAME	LAP TIME	TIME OF DAY	LAP	VEHICLE
37	D	**GARDINER / COX**	**1:42.555**	10:51:06.996	2	TVR Griffith 200
18	SRC	**BARTELL / GRANT**	**1:42.400**	10:51:38.390	2	Elva Mk7S
38	SRD	**Daryl TAYLOR**	**1:42.221**	10:52:58.824	3	Chevron B8
18	SRC	**BARTELL / GRANT**	**1:41.872**	10:53:20.261	3	Elva Mk7S
38	SRD	**Daryl TAYLOR**	**1:41.732**	10:54:40.556	4	Chevron B8
38	SRD	**Daryl TAYLOR**	**1:41.593**	10:56:22.150	5	Chevron B8
14	D	**John SPIERS**	**1:41.543**	10:56:28.049	5	TVR Griffith
138	SRD	**UGO / RUSHWORTH**	**1:41.539**	11:06:02.180	8	Chevron B8
138	SRD	**UGO / RUSHWORTH**	**1:41.538**	11:07:43.717	9	Chevron B8
138	SRD	**UGO / RUSHWORTH**	**1:40.404**	11:09:24.121	10	Chevron B8
25	SRB	**HIBBERD / HIBBERD**	**1:40.103**	11:09:25.994	11	Lotus 23B

Flag History

TYPE	TIME OF DAY
GREEN	10:46:55.012
SAFETY	10:58:15.493
GREEN	11:03:23.185
FINISH	11:11:24.518

Flag Statistics

TYPE	COUNT	TOTAL LAPS	TOTAL TIME
Green	2	12	21:31.369
Red	0	0	0.000
Safety Car	1	1	5:07.692
FCY	0	0	0.000

Brands Hatch GP
Circuit Length = 2.4332 miles
Start: 10:46 Flag 11:11 End: 11:13

Weather / Track : Sunny / Dry

These results are provisional until the conclusion of any judicial and technical matters.

Clerk Of Course : Julian Floyd		Timekeeper : Nick Palmer

Legends of Brands Hatch Superprix

HSCC Guards Trophy

QUALIFYING - RACE 15 - STATISTICS

CLASS : A

4 Starters

Fastest Lap History

NO	NAME	LAP TIME	TIME OF DAY	LAP	VEHICLE
75	**ANGLE / OVERTON-WOOD**	**1:53.961**	10:51:44.750	2	Lotus Elan GTS
69	**Ross HYETT**	**1:50.527**	10:52:10.738	2	Lotus Elan 26R
69	**Ross HYETT**	**1:50.355**	10:54:01.093	3	Lotus Elan 26R

Brands Hatch GP

Weather / Track : Sunny / Dry

Circuit Length = 2.4332 miles

These results are provisional until the conclusion of any judicial and technical matters.

Start: 10:46 Flag 11:11 End: 11:13

Clerk Of Course : Julian Floyd		Timekeeper : Nick Palmer

Legends of Brands Hatch Superprix

HSCC Guards Trophy

QUALIFYING - RACE 15 - STATISTICS

CLASS : B

2 Starters

Fastest Lap History

NO	NAME	LAP TIME	TIME OF DAY	LAP	VEHICLE
65	**Peter THOMPSON**	**1:50.033**	10:51:51.041	2	Marcos 1800 GT
65	**Peter THOMPSON**	**1:49.102**	10:53:40.142	3	Marcos 1800 GT
65	**Peter THOMPSON**	**1:48.069**	10:57:18.383	5	Marcos 1800 GT
65	**Peter THOMPSON**	**1:47.308**	11:08:16.154	8	Marcos 1800 GT

Brands Hatch GP

Weather / Track : Sunny / Dry

Circuit Length = 2.4332 miles

These results are provisional until the conclusion of any judicial and technical matters.

Start: 10:46 Flag 11:11 End: 11:13

Clerk Of Course : Julian Floyd		Timekeeper : Nick Palmer

Legends of Brands Hatch Superprix

HSCC Guards Trophy

QUALIFYING - RACE 15 - STATISTICS

CLASS : C

1 Starters

Fastest Lap History

NO	NAME	LAP TIME	TIME OF DAY	LAP	VEHICLE
60	**Andrew HAYDEN**	**1:56.288**	10:51:40.274	2	Austin Healey 3000 Mk3
60	**Andrew HAYDEN**	**1:55.326**	10:53:35.601	3	Austin Healey 3000 Mk3
60	**Andrew HAYDEN**	**1:55.293**	11:08:51.338	9	Austin Healey 3000 Mk3

Brands Hatch GP

Weather / Track : Sunny / Dry

Circuit Length = 2.4332 miles

These results are provisional until the conclusion of any judicial and technical matters.

Start: 10:46 Flag 11:11 End: 11:13

Clerk Of Course : Julian Floyd		Timekeeper : Nick Palmer

Legends of Brands Hatch Superprix

HSCC Guards Trophy

QUALIFYING - RACE 15 - STATISTICS

CLASS : D

2 Starters

Fastest Lap History

NO	NAME	LAP TIME	TIME OF DAY	LAP	VEHICLE
37	**GARDINER / COX**	**1:42.555**	10:51:06.996	2	TVR Griffith 200
14	**John SPIERS**	**1:41.543**	10:56:28.049	5	TVR Griffith

Brands Hatch GP

Weather / Track : Sunny / Dry

Circuit Length = 2.4332 miles

These results are provisional until the conclusion of any judicial and technical matters.

Start: 10:46 Flag 11:11 End: 11:13

Clerk Of Course : Julian Floyd		Timekeeper : Nick Palmer

Legends of Brands Hatch Superprix

HSCC Guards Trophy

QUALIFYING - RACE 15 - STATISTICS

CLASS : INV

1 Starters

Fastest Lap History

NO	NAME	LAP TIME	TIME OF DAY	LAP	VEHICLE
9	**Richard PIPER**	**1:47.371**	10:54:26.912	2	Fitzgerald B2 Brahma
9	**Richard PIPER**	**1:44.207**	10:56:11.119	3	Fitzgerald B2 Brahma
9	**Richard PIPER**	**1:43.008**	11:09:11.507	8	Fitzgerald B2 Brahma

Brands Hatch GP

Weather / Track : Sunny / Dry

Circuit Length = 2.4332 miles

These results are provisional until the conclusion of any judicial and technical matters.

Start: 10:46 Flag 11:11 End: 11:13

Clerk Of Course : Julian Floyd		Timekeeper : Nick Palmer

Legends of Brands Hatch Superprix

HSCC Guards Trophy

QUALIFYING - RACE 15 - STATISTICS

CLASS : SRB

7 Starters

Fastest Lap History

NO	NAME	LAP TIME	TIME OF DAY	LAP	VEHICLE
25	**HIBBERD / HIBBERD**	**1:46.440**	10:51:19.468	2	Lotus 23B
39	**Peter DE LA ROCHE**	**1:45.285**	10:51:21.789	2	Lotus 23B
39	**Peter DE LA ROCHE**	**1:43.982**	10:53:05.772	3	Lotus 23B
39	**Peter DE LA ROCHE**	**1:43.045**	10:54:48.816	4	Lotus 23B
25	**HIBBERD / HIBBERD**	**1:42.063**	11:06:02.353	9	Lotus 23B
25	**HIBBERD / HIBBERD**	**1:40.103**	11:09:25.994	11	Lotus 23B

Brands Hatch GP

Weather / Track : Sunny / Dry

Circuit Length = 2.4332 miles

These results are provisional until the conclusion of any judicial and technical matters.

Start: 10:46 Flag 11:11 End: 11:13

Clerk Of Course : Julian Floyd		Timekeeper : Nick Palmer

Legends of Brands Hatch Superprix

HSCC Guards Trophy

QUALIFYING - RACE 15 - STATISTICS

CLASS : SRC

1 Starters

Fastest Lap History

NO	NAME	LAP TIME	TIME OF DAY	LAP	VEHICLE
18	**BARTELL / GRANT**	**1:42.400**	10:51:38.390	2	Elva Mk7S
18	**BARTELL / GRANT**	**1:41.872**	10:53:20.261	3	Elva Mk7S
18	**BARTELL / GRANT**	**1:41.777**	10:55:02.039	4	Elva Mk7S
18	**BARTELL / GRANT**	**1:40.979**	11:09:24.911	11	Elva Mk7S

Brands Hatch GP

Weather / Track : Sunny / Dry

Circuit Length = 2.4332 miles

These results are provisional until the conclusion of any judicial and technical matters.

Start: 10:46 Flag 11:11 End: 11:13

Clerk Of Course : Julian Floyd		Timekeeper : Nick Palmer

Legends of Brands Hatch Superprix

HSCC Guards Trophy

QUALIFYING - RACE 15 - STATISTICS

CLASS : SRD

9 Starters

Fastest Lap History

NO	NAME	LAP TIME	TIME OF DAY	LAP	VEHICLE
38	**Daryl TAYLOR**	**1:44.034**	10:51:16.604	2	Chevron B8
38	**Daryl TAYLOR**	**1:42.221**	10:52:58.824	3	Chevron B8
34	**SCHRYVER / STEPHENS**	**1:42.123**	10:53:40.489	3	Chevron B8
38	**Daryl TAYLOR**	**1:41.732**	10:54:40.556	4	Chevron B8
38	**Daryl TAYLOR**	**1:41.593**	10:56:22.150	5	Chevron B8
138	**UGO / RUSHWORTH**	**1:41.539**	11:06:02.180	8	Chevron B8
138	**UGO / RUSHWORTH**	**1:41.538**	11:07:43.717	9	Chevron B8
138	**UGO / RUSHWORTH**	**1:40.404**	11:09:24.121	10	Chevron B8

Brands Hatch GP

Weather / Track : Sunny / Dry

Circuit Length = 2.4332 miles

These results are provisional until the conclusion of any judicial and technical matters.

Start: 10:46 Flag 11:11 End: 11:13

Clerk Of Course : Julian Floyd		Timekeeper : Nick Palmer

Legends of Brands Hatch Superprix

HSCC Guards Trophy

QUALIFYING - RACE 15 - STATISTICS

CLASS : SRE

1 Starters

Fastest Lap History

NO	NAME	LAP TIME	TIME OF DAY	LAP	VEHICLE
41	**Brian CASEY**	**1:59.771**	10:52:04.943	2	Lenham P69
41	**Brian CASEY**	**1:59.549**	10:59:09.699	5	Lenham P69
41	**Brian CASEY**	**1:54.967**	11:05:28.008	8	Lenham P69
41	**Brian CASEY**	**1:51.564**	11:07:19.574	9	Lenham P69

Brands Hatch GP

Weather / Track : Sunny / Dry

Circuit Length = 2.4332 miles

These results are provisional until the conclusion of any judicial and technical matters.

Start: 10:46 Flag 11:11 End: 11:13

Clerk Of Course : Julian Floyd		Timekeeper : Nick Palmer

Sheet No:

Legends of Brands Hatch Superprix

HSCC Guards Trophy

RACE 15 - GRID (40 minutes)

ROW 14			1:57.904	27	144	Will WALKER	
				28	63	Rory JACK	1:58.893
ROW 13	25	90	Josh BARNETT	1:56.806			
	26	74	AYLETT / FARRALL	1:57.455			
ROW 12			1:55.293	23	60	Andrew HAYDEN	
				24	93	George DOUGLAS	1:55.690
ROW 11	21	75	ANGLE / OVERTON-WOOD	1:52.406			
	22	104	Michael RICHINGS	1:53.053			
ROW 10			1:50.355	19	69	Ross HYETT	
				20	41	Brian CASEY	1:51.564
ROW 9	17	65	Peter THOMPSON	1:47.308			
	18	325	Colin ELLISON	1:48.545			
ROW 8			1:45.975	15	193	ERNST / HADFIELD	
				16	16	Phillip NELSON	1:47.032
ROW 7	13	23	Darren WILSON	1:44.644			
	14	3	Patrick JACK	1:44.688			
ROW 6			1:42.667	11	39	Peter DE LA ROCHE	
				12	9	Richard PIPER	1:43.008
ROW 5	9	37	GARDINER / COX	1:42.390			
	10	6	THOMPSON / McCLURG	1:42.559			
ROW 4			1:41.719	7	32	Charlie ALLISON	
				8	48	Benn TILLEY	1:42.000
ROW 3	5	14	John SPIERS	1:41.543			
	6	38	Daryl TAYLOR	1:41.593			
ROW 2			1:40.979	3	18	BARTELL / GRANT	
				4	34	SCHRYVER / STEPHENS	1:41.211
ROW 1	1	25	HIBBERD / HIBBERD	1:40.103			
	2	138	UGO / RUSHWORTH	1:40.404			

Pole

Brands Hatch GP
Circuit Length = 2.4332 miles

These results are provisional until the conclusion of any judicial and technical matters.

Clerk Of Course :		Timekeeper : Nick Palmer

Results can be found at www.tsl-timing.com

Printed - 11:15 Sunday, 30 June 2019

Sheet No:

Legends of Brands Hatch Superprix

HSCC Guards Trophy

RACE 15 - CLASSIFICATION

POS	NO	CL	PIC	NAME	ENTRY	LAPS	TIME	GAP	DIFF	MPH	BEST	ON
1	32	SRD	1	Charlie ALLISON	Chevron B8	18	32:14.436			81.51	1:40.737	15
2	18 *	SRC	1	BARTELL / GRANT	Elva Mk7S	18	32:20.565	6.129	6.129	81.25	1:41.196	7
3	14	D	1	John SPIERS	TVR Griffith	18	32:21.151	6.715	0.586	81.22	1:42.042	3
4	34	SRD	2	SCHRYVER / STEPHENS	Chevron B8	18	32:21.489	7.053	0.338	81.21	1:40.462	17
5	37	D	2	GARDINER / COX	TVR Griffith 200	18	32:24.111	9.675	2.622	81.10	1:42.072	6
6	9	INV	1	Richard PIPER	Fitzgerald B2 Brahma	18	32:28.476	14.040	4.365	80.92	1:40.708	14
7	39	SRB	1	Peter DE LA ROCHE	Lotus 23B	18	32:32.152	17.716	3.676	80.77	1:41.337	14
8	38	SRD	3	Daryl TAYLOR	Chevron B8	18	32:34.376	19.940	2.224	80.67	1:41.406	5
9	138	SRD	4	UGO / RUSHWORTH	Chevron B8	18	32:57.093	42.657	22.717	79.75	1:41.433	17
10	48	SRB	2	Benn TILLEY	Lotus 23B	18	33:03.412	48.976	6.319	79.49	1:42.706	6
11	6	SRD	5	THOMPSON / McCLURG	Chevron B6	18	33:23.094	1:08.658	19.682	78.71	1:43.646	15
12	16	SRD	6	Phillip NELSON	Chevron B8	18	33:48.474	1:34.038	25.380	77.73	1:45.444	4
13	3 *	SRD	7	Patrick JACK	Chevron B8	18	34:10.710	1:56.274	22.236	76.88	1:44.270	10
14	65	B	1	Peter THOMPSON	Marcos 1800 GT	17	32:21.172	1 Lap	1 Lap	76.71	1:47.579	15
15	69	A	1	Ross HYETT	Lotus Elan 26R	17	32:53.275	1 Lap	32.103	75.46	1:47.775	12
16	193	SRB	3	ERNST / HADFIELD	DRW Mk6	17	32:53.528	1 Lap	0.253	75.45	1:44.580	15
17	41	SRE	1	Brian CASEY	Lenham P69	17	33:43.897	1 Lap	50.369	73.57	1:49.682	14
18	104	SRB	4	Michael RICHINGS	Merlyn Mk4A	17	33:47.846	1 Lap	3.949	73.43	1:51.669	8
19	93	SRD	8	George DOUGLAS	Ginetta G16	16	32:16.707	2 Laps	1 Lap	72.36	1:50.560	8
20	60	C	1	Andrew HAYDEN	Austin Healey 3000 Mk3	16	32:30.054	2 Laps	13.347	71.87	1:52.826	7
21	63	A	2	Rory JACK	Lotus Elan	16	33:00.961	2 Laps	30.907	70.75	1:54.925	9
22	74	A	3	AYLETT / FARRALL	Diva GT	16	33:46.375	2 Laps	45.414	69.16	1:54.777	9
23	75	A	4	ANGLE / OVERTON-WOOD	Lotus Elan GTS	15	32:22.273	3 Laps	1 Lap	67.65	1:52.727	7
24	90	B	2	Josh BARNETT	MGB	13	33:59.047	5 Laps	2 Laps	55.84	1:56.168	5
				NOT CLASSIFIED								
DNF	25	SRB		HIBBERD / HIBBERD	Lotus 23B	16	29:02.411	2 Laps	0.000	80.43	1:41.480	13
DNF	23	SRB		Darren WILSON	Lotus 23B	12	23:22.187	6 Laps	4 Laps	74.96	1:45.827	4
DNF	325	SRB		Colin ELLISON	Merlyn Mk4/6	2	3:50.238	16 Laps	10 Laps	76.09	1:49.007	2
DNF	144	SRD		Will WALKER	Elfin 300	1	2:08.745	17 Laps	1 Lap	68.03	2:08.745	1

FASTEST LAP

34	SRD	SCHRYVER / STEPHENS	Chevron B8	17	1:40.462	87.19 mph	140.32 kph
9	INV	Richard PIPER	Fitzgerald B2 Brahma	14	1:40.708	86.98 mph	139.98 kph
18	SRC	BARTELL / GRANT	Elva Mk7S	7	1:41.196	86.56 mph	139.30 kph
39	SRB	Peter DE LA ROCHE	Lotus 23B	14	1:41.337	86.44 mph	139.11 kph
14	D	John SPIERS	TVR Griffith	3	1:42.042	85.84 mph	138.15 kph
65	B	Peter THOMPSON	Marcos 1800 GT	15	1:47.579	81.42 mph	131.04 kph
69	A	Ross HYETT	Lotus Elan 26R	12	1:47.775	81.27 mph	130.80 kph
41	SRE	Brian CASEY	Lenham P69	14	1:49.682	79.86 mph	128.53 kph
60	C	Andrew HAYDEN	Austin Healey 3000 Mk3	7	1:52.826	77.64 mph	124.94 kph

***Car 18 - 5 second penalty, exceeding track limits.**
***Car 3 - 46 second penalty, exceeding track limits.**

Brands Hatch GP
Circuit Length = 2.4332 miles
Start: 16:00 Flag 16:32 End: 16:41

Weather / Track : Sunny / Dry
These results are provisional until the conclusion of any judicial and technical matters.

Clerk Of Course : Julian Floyd		Timekeeper : Nick Palmer

Results can be found at www.tsl-timing.com

Printed - 16:46 Sunday, 30 June 2019

Legends of Brands Hatch Superprix

HSCC Guards Trophy

RACE 15 - LAP CHART

LAP 1		@ 16:02:06.740
NO	BEHIND	LAP TIME
18		1:49.118
34	1.737	1:50.855
25	2.029	1:51.147
14	2.162	1:51.280
37	3.813	1:52.931
38	5.058	1:54.176
32	6.730	1:55.848
138	6.896	1:56.014
39	6.954	1:56.072
6	7.395	1:56.513
9	7.944	1:57.062
48	9.360	1:58.478
16	9.713	1:58.831
23	9.910	1:59.028
3	10.084	1:59.202
65	11.339	2:00.457
325	12.113	2:01.231
69	12.478	2:01.596
104	14.402	2:03.520
41	14.719	2:03.837
193	15.563	2:04.681
75	17.712	2:06.830
93	19.162	2:08.280
144	19.627	2:08.745
74	20.301	2:09.419
60	20.326	2:09.444
63	22.270	2:11.388

LAP 2		@ 16:03:49.096
NO	BEHIND	LAP TIME
18		1:42.356
34	0.936	1:41.555
14	1.927	1:42.121
25	4.078	1:44.405
37	4.522	1:43.065
38	5.214	1:42.512
32	5.622	1:41.248
39	7.218	1:42.620
9	10.741	1:45.153
138	10.912	1:46.372
48	11.602	1:44.598
6	12.476	1:47.437
16	14.246	1:46.889
3	15.713	1:47.985
23	16.177	1:48.623
65	18.182	1:49.199
325	18.764	1:49.007
69	20.036	1:49.914
41	23.096	1:50.733
193	24.347	1:51.140
104	27.260	1:55.214
75	30.230	1:54.874
93	31.276	1:54.470
60	32.901	1:54.931
74	35.741	1:57.796
63	37.880	1:57.966

LAP 3		@ 16:05:30.676
NO	BEHIND	LAP TIME
18		1:41.580
34	1.094	1:41.738
14	2.389	1:42.042
37	5.995	1:43.053
32	7.139	1:43.097
25	7.653	1:45.155
38	7.815	1:44.181
39	8.035	1:42.397
9	12.026	1:42.865
48	13.592	1:43.570
138	15.512	1:46.180
6	17.643	1:46.747
16	18.803	1:46.137
3	20.104	1:45.971
23	20.756	1:46.159
65	26.018	1:49.416
69	27.601	1:49.145
41	35.452	1:53.936
193	35.816	1:53.049
104	41.572	1:55.892
75	43.636	1:54.986
93	44.383	1:54.687
60	46.255	1:54.934
74	52.818	1:58.657
63	55.045	1:58.745
90	2 Laps	6:55.168 **P**

LAP 4		@ 16:07:12.796
NO	BEHIND	LAP TIME
18		1:42.120
34	1.300	1:42.326
14	3.139	1:42.870
37	6.409	1:42.534
32	6.863	1:41.844
25	8.841	1:43.308
38	9.139	1:43.444
39	9.424	1:43.509
9	12.275	1:42.369
48	14.467	1:42.995
138	19.007	1:45.615
6	21.540	1:46.017
16	22.127	1:45.444
3	22.561	1:44.577
23	24.463	1:45.827
65	33.002	1:49.104
69	34.365	1:48.884
41	46.876	1:53.544
104	54.297	1:54.845
93	55.544	1:53.281
75	57.490	1:55.974
193	59.137	2:05.441
60	59.531	1:55.396
74	1:09.225	1:58.527
63	1:09.811	1:56.886

LAP 5		@ 16:08:54.363
NO	BEHIND	LAP TIME
18		1:41.567
34	1.732	1:41.999
14	3.687	1:42.115
37	7.434	1:42.592
32	8.043	1:42.747
38	8.978	1:41.406
25	10.555	1:43.281
39	10.937	1:43.080
9	12.953	1:42.245
48	16.244	1:43.344
138	23.015	1:45.575
6	26.947	1:46.974
3	27.748	1:46.754
16	27.887	1:47.327
23	29.701	1:46.805
65	40.963	1:49.528
69	41.459	1:48.661
41	58.371	1:53.062
104	1:06.130	1:53.400
93	1:07.870	1:53.893
193	1:09.633	1:52.063
75	1:10.532	1:54.609
60	1:11.414	1:53.450
74	1:25.182	1:57.524
63	1:25.436	1:57.192

Weather / Track : Sunny / Dry

Brands Hatch GP
Circuit Length = 2.4332 miles
Start: 16:00 Flag 16:32 End: 16:41

Legends of Brands Hatch Superprix

HSCC Guards Trophy

RACE 15 - LAP CHART

LAP 6		@ 16:10:35.798
NO	BEHIND	LAP TIME
18		1:41.435
34	1.951	1:41.654
14	5.119	1:42.867
37	8.071	1:42.072
32	8.663	1:42.055
38	9.314	1:41.771
39	11.640	1:42.138
25	12.842	1:43.722
9	13.194	1:41.676
48	17.515	1:42.706
138	26.712	1:45.132
90	4 Laps	3:54.654 **P**
6	32.076	1:46.564
16	32.580	1:46.128
3	32.817	1:46.504
23	36.703	1:48.437
65	48.242	1:48.714
69	49.110	1:49.086
41	1:09.996	1:53.060
104	1:16.747	1:52.052
93	1:20.639	1:54.204
193	1:21.137	1:52.939
75	1:23.002	1:53.905
60	1:24.117	1:54.138
74	1:40.955	1:57.208
63	1:41.074	1:57.073

LAP 7		@ 16:12:16.994
NO	BEHIND	LAP TIME
18		1:41.196
34	2.368	1:41.613
14	6.226	1:42.303
37	9.212	1:42.337
32	9.522	1:42.055
38	10.314	1:42.196
39	12.025	1:41.581
9	13.789	1:41.791
25	15.576	1:43.930
48	19.674	1:43.355
138	29.717	1:44.201
6	36.653	1:45.773
16	36.965	1:45.581
3	37.095	1:45.474
23	48.524	1:53.017
90	4 Laps	2:00.885
65	54.984	1:47.938
69	56.290	1:48.376
41	1:21.081	1:52.281
104	1:27.587	1:52.036
193	1:30.297	1:50.356
93	1:32.172	1:52.729
75	1:34.533	1:52.727
60	1:35.747	1:52.826

LAP 8		@ 16:13:58.750
NO	BEHIND	LAP TIME
18		1:41.756
34	4.045	1:43.433
14	6.725	1:42.255
37	11.083	1:43.627
32	11.428	1:43.662
38	12.539	1:43.981
39	13.073	1:42.804
9	13.538	1:41.505
63	1 Lap	1:56.214
74	1 Lap	1:58.042
25	17.234	1:43.414
48	21.682	1:43.764
138	31.694	1:43.733
6	40.209	1:45.312
3	40.573	1:45.234
16	40.789	1:45.580
23	56.886	1:50.118
65	1:02.503	1:49.275
69	1:03.963	1:49.429
90	4 Laps	1:57.203
41	1:30.422	1:51.097
104	1:37.500	1:51.669
193	1:38.071	1:49.530
93	1:40.976	1:50.560

LAP 9		@ 16:15:41.676
NO	BEHIND	LAP TIME
18		1:42.926
34	3.963	1:42.844
75	1 Lap	1:54.254
14	5.898	1:42.099
60	1 Lap	1:55.630
32	9.267	1:40.765
9	12.508	1:41.896
38	13.487	1:43.874
39	13.645	1:43.498
48	25.083	1:46.327
63	1 Lap	1:56.315
74	1 Lap	1:55.751
3	43.029	1:45.382
6	43.618	1:46.335
16	44.955	1:47.092
23	1:02.014	1:48.054
65	1:08.461	1:48.884
69	1:08.857	1:47.820
90	4 Laps	1:56.168
37	1:30.918	3:02.761 **P**
41	1:40.471	1:52.975
25	1:41.785	3:07.477 **P**
104	1:46.525	1:51.951
193	1:46.655	1:51.510

LAP 10		@ 16:17:28.912
NO	BEHIND	LAP TIME
34		1:43.273
14	2.050	1:43.388
32	4.162	1:42.131
93	1 Lap	1:55.940
9	7.052	1:41.780
38	9.355	1:43.104
138	1 Lap	3:10.793 **P**
75	1 Lap	1:56.572
60	1 Lap	1:55.424
48	23.404	1:45.557
63	1 Lap	1:54.925
74	1 Lap	1:54.777
3	40.063	1:44.270
6	40.668	1:44.286
16	43.955	1:46.236
23	1:02.352	1:47.574
65	1:09.127	1:47.902
18	1:20.602	3:07.838 **P**
37	1:28.839	1:45.157
90	4 Laps	1:56.672
39	1:34.940	3:08.531 **P**
25	1:38.448	1:43.899

Weather / Track : Sunny / Dry

Brands Hatch GP
Circuit Length = 2.4332 miles
Start: 16:00 Flag 16:32 End: 16:41

Legends of Brands Hatch Superprix

HSCC Guards Trophy

RACE 15 - LAP CHART

LAP 11 @ 16:19:15.060

NO	BEHIND	LAP TIME
14		1:44.098
32	0.142	1:42.128
193	1 Lap	1:49.705
38	6.257	1:43.050
104	1 Lap	1:54.908
138	1 Lap	1:47.148
93	1 Lap	1:52.863
16	46.122	1:48.315
23	1:03.802	1:47.598
69	1 Lap	3:29.500 **P**
65	1:11.588	1:48.609
18	1:19.558	1:45.104
37	1:25.519	1:42.828
41	1 Lap	3:21.531 **P**
34	1:31.366	3:17.514 **P**
9	1:31.974	3:11.070 **P**
25	1:34.124	1:41.824
39	1:34.715	1:45.923

LAP 12 @ 16:20:58.312

NO	BEHIND	LAP TIME
32		1:43.110
14	0.773	1:44.025
48	1 Lap	3:07.963 **P**
38	5.743	1:42.738
60	2 Laps	3:26.075 **P**
138	1 Lap	1:42.100
3	1 Lap	3:07.484 **P**
6	1 Lap	3:09.696 **P**
93	1 Lap	1:52.492
75	2 Laps	3:43.567 **P**
63	2 Laps	3:22.552 **P**
74	2 Laps	3:49.318 **P**
69	1 Lap	1:51.695
18	1:18.924	1:42.618
90	5 Laps	3:21.813 **P**
37	1:25.420	1:43.153
25	1:33.443	1:42.571
34	1:33.570	1:45.456
193	1 Lap	3:15.194 **P**
39	1:35.241	1:43.778
9	1:36.222	1:47.500
104	1 Lap	3:15.491 **P**
41	1 Lap	1:59.895

LAP 13 @ 16:22:47.569

NO	BEHIND	LAP TIME
38		1:43.514
48	1 Lap	1:48.554
138	1 Lap	1:42.003
3	1 Lap	1:49.067
6	1 Lap	1:47.755
60	2 Laps	2:00.122
16	1 Lap	3:14.211 **P**
63	2 Laps	2:02.215
65	1 Lap	3:06.155 **P**
23	1 Lap	3:20.947 **P**
75	2 Laps	2:17.750
18	1:11.752	1:42.085
69	1 Lap	1:47.775
32	1:12.049	3:01.306 **P**
74	2 Laps	2:04.993
14	1:14.260	3:02.744 **P**
37	1:19.243	1:43.080
25	1:25.666	1:41.480
34	1:25.840	1:41.527
39	1:28.053	1:42.069
9	1:28.873	1:41.908
193	1 Lap	1:47.202
90	5 Laps	2:02.049
48	1:46.554	1:45.290
104	1 Lap	1:56.973
41	1 Lap	1:53.372
138	1:53.004	1:48.085
93	1 Lap	3:29.536 **P**
3	2:04.227	1:46.270
6	2:04.606	1:45.144
16	2:17.653	1:49.829
60	1 Lap	1:55.378
65	2:37.534	1:52.300
63	1 Lap	1:57.708

LAP 14 @ 16:25:42.388

NO	BEHIND	LAP TIME
18		1:43.067
32	1.963	1:44.733
69	1 Lap	1:48.985
14	6.205	1:46.764
37	7.041	1:42.617
38	8.755	3:03.574 **P**
25	12.609	1:41.762
34	12.735	1:41.714
75	2 Laps	2:12.001
39	14.571	1:41.337
9	14.762	1:40.708
74	2 Laps	2:00.925
193	1 Lap	1:45.815
48	35.357	1:43.622
90	5 Laps	1:56.495
138	39.829	1:41.644
41	1 Lap	1:50.850
104	1 Lap	1:52.429
6	54.305	1:44.518
3	55.966	1:46.558
93	1 Lap	1:59.339
16	1:09.799	1:46.965
60	1 Lap	1:54.736
65	1:30.987	1:48.272
63	1 Lap	1:55.298

LAP 15 @ 16:27:24.949

NO	BEHIND	LAP TIME
18		1:42.561
32	0.139	1:40.737
14	5.797	1:42.153
37	6.766	1:42.286
34	11.306	1:41.132
69	1 Lap	1:48.560
38	12.182	1:45.988
25	12.329	1:42.281
9	12.972	1:40.771
39	14.684	1:42.674
193	1 Lap	1:46.074
74	2 Laps	1:59.821
48	37.213	1:44.417
138	40.259	1:42.991
75	2 Laps	2:09.841
90	5 Laps	1:58.033
41	1 Lap	1:49.682
6	55.390	1:43.646
104	1 Lap	1:52.459
3	57.716	1:44.311
16	1:13.529	1:46.291
93	1 Lap	1:53.986
60	1 Lap	1:54.498
65	1:36.005	1:47.579

Weather / Track : Sunny / Dry

Brands Hatch GP
Circuit Length = 2.4332 miles
Start: 16:00 Flag 16:32 End: 16:41

Legends of Brands Hatch Superprix

HSCC Guards Trophy

RACE 15 - LAP CHART

LAP 16	@ 16:29:07.005	
NO	BEHIND	LAP TIME
18		1:42.056
32	0.131	1:42.048
14	6.072	1:42.331
37	7.653	1:42.943
34	10.124	1:40.874
63	2 Laps	1:57.309
25	13.028	1:42.755
9	13.227	1:42.311
39	15.189	1:42.561
38	17.700	1:47.574
69	1 Lap	1:50.663
193	1 Lap	1:44.580
48	39.866	1:44.709
138	40.563	1:42.360
74	2 Laps	1:59.803
6	57.497	1:44.163
3	1:01.848	1:46.188
41	1 Lap	1:53.203
104	1 Lap	1:53.837
90	5 Laps	2:00.313
75	2 Laps	2:12.003
16	1:17.478	1:46.005
93	1 Lap	1:53.436

LAP 17	@ 16:30:49.147	
NO	BEHIND	LAP TIME
18		1:42.142
65	1 Lap	1:48.291
32	0.248	1:42.259
60	2 Laps	1:54.938
14	6.426	1:42.496
37	8.073	1:42.562
34	8.444	1:40.462
9	14.482	1:43.397
39	16.125	1:43.078
38	18.932	1:43.374
69	1 Lap	1:49.119
63	2 Laps	1:59.530
193	1 Lap	1:45.190
138	39.854	1:41.433
48	42.927	1:45.203
6	1:00.706	1:45.351
3	1:06.006	1:46.300
74	2 Laps	1:59.454
41	1 Lap	1:51.468
104	1 Lap	1:51.760
16	1:23.669	1:48.333
90	5 Laps	1:57.983

LAP 18	@ 16:32:32.058	
NO	BEHIND	LAP TIME
32		1:42.663
18	1.129	1:44.040
93	2 Laps	1:57.011
14	6.715	1:43.200
65	1 Lap	1:49.549
34	7.053	1:41.520
75	3 Laps	2:22.380
37	9.675	1:44.513
9	14.040	1:42.469
60	2 Laps	1:58.134
39	17.716	1:44.502
38	19.940	1:43.919
69	1 Lap	1:54.067
193	1 Lap	1:49.059
138	42.657	1:45.714
63	2 Laps	1:59.645
48	48.976	1:48.960
6	1:08.658	1:50.863
3	1:10.274	1:47.179
41	1 Lap	1:59.371
74	2 Laps	2:04.360
104	1 Lap	1:59.410
16	1:34.038	1:53.280
90	5 Laps	2:01.611

Weather / Track : Sunny / Dry

Brands Hatch GP
Circuit Length = 2.4332 miles
Start: 16:00 Flag 16:32 End: 16:41

Legends of Brands Hatch Superprix

HSCC Guards Trophy

RACE 15 - SECTOR ANALYSIS

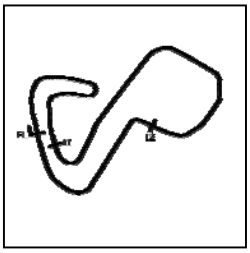

SECTOR 1 = FL to I1, SECTOR 2 = I1 to I2, SECTOR 3 = I2 to FL, DIFF = Difference To Personal Best Lap, P = Crossed Finish Line in Pit Lane, D = Time Disallowed

P1 32 SRD Charlie ALLISON Chevron B8

IDEAL LAP TIME : 1:40.457 BEST LAP TIME : 1:40.737 DIFFERENCE : 0.280

LAP	SECTOR 1		SECTOR 2		SECTOR 3		LAP TIME		MPH	DIFF	TIME OF DAY
1 -		88.8	49.962	78.4	24.846	122.4	1:55.848		75.61	15.111	16:02:13.470
2 -	32.427	91.5	45.069	84.7	23.752	125.9	1:41.248	(3)	86.51	0.511	16:03:54.718
3 -	32.814	91.6	45.618	74.0	24.665	124.5	1:43.097		84.96	2.360	16:05:37.815
4 -	32.279	94.2	45.412	79.6	24.153	125.6	1:41.844		86.01	1.107	16:07:19.659
5 -	33.166	92.0	45.267	82.3	24.314	125.6	1:42.747		85.25	2.010	16:09:02.406
6 -	32.524	94.3	45.211	76.3	24.320	125.4	1:42.055		85.83	1.318	16:10:44.461
7 -	32.667	95.5	45.385	80.6	24.003	***126.6***	1:42.055		85.83	1.318	16:12:26.516
8 -	32.201	94.6	47.013	76.0	24.448	125.2	1:43.662		84.50	2.925	16:14:10.178
9 -	32.100	92.5	44.978	***86.7***	***23.687***	124.5	1:40.765	(2)	86.93	0.028	16:15:50.943
10 -	32.177	93.3	45.829	80.1	24.125	125.6	1:42.131		85.77	1.394	16:17:33.074
11 -	32.036	89.4	45.768	80.4	24.324	123.3	1:42.128		85.77	1.391	16:19:15.202
12 -	32.172	92.0	46.487	85.0	24.451	121.1	1:43.110		84.95	2.373	16:20:58.312
13 -	32.790	93.7	45.706	81.7	IN PIT		3:01.306	P	48.31	1:20.569	16:23:59.618
14 -	OUTLAP	92.1	46.382	84.7	23.709	123.8	1:44.733		83.63	3.996	16:25:44.351
15 -	***31.897***	94.5	***44.873***	81.1	23.967	124.0	***1:40.737***	(1)	***86.95***		***16:27:25.088***
16 -	32.678	94.1	45.635	83.5	23.735	124.0	1:42.048		85.84	1.311	16:29:07.136
17 -	32.665	***96.2***	45.348	76.9	24.246	121.3	1:42.259		85.66	1.522	16:30:49.395
18 -	32.299	92.5	45.972	72.1	24.392	124.2	1:42.663		85.32	1.926	16:32:32.058

P2 18 SRC BARTELL / GRANT Elva Mk7S

IDEAL LAP TIME : 1:40.949 BEST LAP TIME : 1:41.196 DIFFERENCE : 0.247

LAP	SECTOR 1		SECTOR 2		SECTOR 3		LAP TIME		MPH	DIFF	TIME OF DAY
1 -		83.0	45.550	80.2	24.542	122.6	1:49.118		80.27	7.922	16:02:06.740
2 -	32.677	87.0	45.377	81.6	24.302	123.1	1:42.356		85.58	1.160	16:03:49.096
3 -	32.094	89.1	45.296	79.7	24.190	123.1	1:41.580		86.23	0.384	16:05:30.676
4 -	32.375	89.8	45.226	80.4	24.519	122.6	1:42.120		85.77	0.924	16:07:12.796
5 -	32.151	93.3	45.234	79.9	24.182	122.9	1:41.567	(3)	86.24	0.371	16:08:54.363
6 -	32.109	92.1	45.097	79.8	24.229	123.3	1:41.435	(2)	86.35	0.239	16:10:35.798
7 -	***31.816***	91.5	45.191	80.3	24.189	***125.6***	***1:41.196***	(1)	***86.56***		***16:12:16.994***
8 -	32.348	93.4	45.280	77.7	24.128	123.8	1:41.756		86.08	0.560	16:13:58.750
9 -	32.863	90.4	45.990	81.6	***24.073***	123.8	1:42.926		85.10	1.730	16:15:41.676
10 -	33.345	90.3	46.334	81.4	IN PIT		3:07.838	P	46.63	1:26.642	16:18:49.514
11 -	OUTLAP	95.5	46.058	79.0	24.638	122.9	1:45.104		83.34	3.908	16:20:34.618
12 -	32.583	94.9	45.697	78.3	24.338	123.8	1:42.618		85.36	1.422	16:22:17.236
13 -	32.215	95.1	45.526	79.2	24.344	123.8	1:42.085		85.80	0.889	16:23:59.321
14 -	32.116	97.8	46.201	78.2	24.750	123.8	1:43.067		84.99	1.871	16:25:42.388
15 -	32.113	97.3	***45.060***	***82.9***	25.388	124.5	1:42.561		85.41	1.365	16:27:24.949
16 -	32.203	***98.1***	45.635	79.2	24.218	124.2	1:42.056		85.83	0.860	16:29:07.005
17 -	32.473	97.5	45.207	81.9	24.462	123.8	1:42.142		85.76	0.946	16:30:49.147
18 -	33.081	94.9	45.818	69.1	25.141	122.0	1:44.040		84.19	2.844	16:32:33.187

P3 14 D John SPIERS TVR Griffith

IDEAL LAP TIME : 1:41.458 BEST LAP TIME : 1:42.042 DIFFERENCE : 0.584

LAP	SECTOR 1		SECTOR 2		SECTOR 3		LAP TIME		MPH	DIFF	TIME OF DAY
1 -		86.3	46.256	78.0	24.283	128.8	1:51.280		78.71	9.238	16:02:08.902
2 -	33.092	96.0	***45.256***	78.8	***23.773***	130.3	1:42.121		85.77	0.079	16:03:51.023
3 -	32.642	95.4	45.305	75.2	24.095	128.0	***1:42.042***	(1)	***85.84***		***16:05:33.065***
4 -	32.911	91.8	45.964	76.1	23.995	127.5	1:42.870		85.15	0.828	16:07:15.935
5 -	32.589	93.0	45.532	79.4	23.994	129.5	1:42.115	(3)	85.78	0.073	16:08:58.050
6 -	32.962	94.3	45.880	76.8	24.025	128.8	1:42.867		85.15	0.825	16:10:40.917
7 -	32.581	94.7	45.697	75.2	24.025	131.0	1:42.303		85.62	0.261	16:12:23.220
8 -	32.751	90.3	45.562	78.5	23.942	130.3	1:42.255		85.66	0.213	16:14:05.475
9 -	32.673	95.8	45.282	77.4	24.144	129.3	1:42.099	(2)	85.79	0.057	16:15:47.574
10 -	33.108	94.2	46.214	76.7	24.066	128.5	1:43.388		84.72	1.346	16:17:30.962
11 -	33.253	91.1	46.044	77.4	24.801	125.6	1:44.098		84.14	2.056	16:19:15.060
12 -	33.270	92.6	46.527	79.7	24.228	126.8	1:44.025		84.20	1.983	16:20:59.085
13 -	32.992	93.3	46.147	79.0	IN PIT		3:02.744	P	47.93	1:20.702	16:24:01.829
14 -	OUTLAP	91.3	46.777	78.6	24.276	129.5	1:46.764		82.04	4.722	16:25:48.593

Weather / Track : Sunny / Dry

Brands Hatch GP
Circuit Length = 2.4332 miles
Start: 16:00 Flag 16:32 End: 16:41

Legends of Brands Hatch Superprix

HSCC Guards Trophy

RACE 15 - SECTOR ANALYSIS

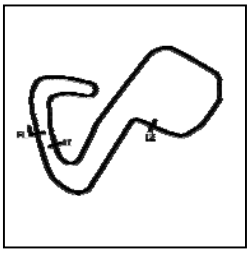

SECTOR 1 = FL to I1, SECTOR 2 = I1 to I2, SECTOR 3 = I2 to FL, DIFF = Difference To Personal Best Lap, P = Crossed Finish Line in Pit Lane, D = Time Disallowed

15 -	32.860	95.8	45.286	77.5	24.007	130.5	1:42.153	85.75	0.111	16:27:30.746
16 -	***32.429***	97.8	45.968	***80.6***	23.934	130.8	1:42.331	85.60	0.289	16:29:13.077
17 -	32.653	98.1	45.768	76.5	24.075	***131.3***	1:42.496	85.46	0.454	16:30:55.573
18 -	32.488	***99.8***	46.292	76.4	24.420	124.5	1:43.200	84.88	1.158	16:32:38.773

P4 34 SRD SCHRYVER / STEPHENS Chevron B8

IDEAL LAP TIME : 1:39.841 BEST LAP TIME : 1:40.462 DIFFERENCE : 0.621

LAP	SECTOR 1		SECTOR 2		SECTOR 3		LAP TIME		MPH	DIFF	TIME OF DAY
1 -		92.3	46.385	78.1	24.584	123.1	1:50.855		79.02	10.393	16:02:08.477
2 -	32.618	95.0	45.095	81.1	23.842	124.2	1:41.555		86.25	1.093	16:03:50.032
3 -	32.219	93.2	45.701	79.7	23.818	124.0	1:41.738		86.10	1.276	16:05:31.770
4 -	32.358	95.1	46.030	77.8	23.938	123.1	1:42.326		85.60	1.864	16:07:14.096
5 -	32.664	93.7	45.388	82.5	23.947	123.3	1:41.999		85.88	1.537	16:08:56.095
6 -	32.234	96.4	45.348	79.7	24.072	123.1	1:41.654		86.17	1.192	16:10:37.749
7 -	32.458	93.2	45.067	79.1	24.088	123.1	1:41.613		86.20	1.151	16:12:19.362
8 -	33.244	92.3	45.839	80.0	24.350	121.7	1:43.433		84.69	2.971	16:14:02.795
9 -	32.634	96.4	45.407	73.5	24.803	123.8	1:42.844		85.17	2.382	16:15:45.639
10 -	32.471	95.1	46.111	82.8	24.691	121.3	1:43.273		84.82	2.811	16:17:28.912
11 -	32.717	94.9	46.093	80.1	IN PIT		3:17.514	**P**	44.35	1:37.052	16:20:46.426
12 -	OUTLAP	95.0	46.120	79.0	24.162	124.9	1:45.456		83.06	4.994	16:22:31.882
13 -	32.233	95.3	45.401	82.3	23.893	126.1	1:41.527		86.28	1.065	16:24:13.409
14 -	32.353	96.1	45.059	***85.1***	24.302	126.1	1:41.714		86.12	1.252	16:25:55.123
15 -	32.177	94.5	***44.514***	83.2	24.441	123.8	1:41.132	**(3)**	86.61	0.670	16:27:36.255
16 -	32.095	96.1	44.710	82.4	24.069	124.2	1:40.874	**(2)**	86.83	0.412	16:29:17.129
17 -	31.860	***98.1***	45.051	82.4	***23.551***	***126.8***	***1:40.462***	**(1)**	***87.19***		***16:30:57.591***
18 -	***31.776***	97.1	45.254	82.8	24.490	108.9	1:41.520		86.28	1.058	16:32:39.111

P5 37 D GARDINER / COX TVR Griffith 200

IDEAL LAP TIME : 1:41.843 BEST LAP TIME : 1:42.072 DIFFERENCE : 0.229

LAP	SECTOR 1		SECTOR 2		SECTOR 3		LAP TIME		MPH	DIFF	TIME OF DAY
1 -		92.6	46.830	77.4	24.236	***134.4***	1:52.931		77.56	10.859	16:02:10.553
2 -	32.985	90.8	45.849	78.1	24.231	132.3	1:43.065		84.99	0.993	16:03:53.618
3 -	33.045	92.6	45.795	74.3	24.213	133.4	1:43.053		85.00	0.981	16:05:36.671
4 -	32.714	94.2	45.601	77.4	24.219	132.6	1:42.534		85.43	0.462	16:07:19.205
5 -	32.835	***96.4***	45.587	74.9	24.170	132.8	1:42.592		85.38	0.520	16:09:01.797
6 -	32.543	96.0	45.504	75.4	24.025	133.1	***1:42.072***	**(1)**	***85.82***		***16:10:43.869***
7 -	32.800	93.7	***45.425***	75.8	24.112	133.4	1:42.337	**(3)**	85.59	0.265	16:12:26.206
8 -	33.005	94.7	46.230	78.9	24.392	133.4	1:43.627		84.53	1.555	16:14:09.833
9 -	33.133	92.4	45.924	78.6	IN PIT		3:02.761	**P**	47.93	1:20.689	16:17:12.594
10 -	OUTLAP	89.5	46.379	79.7	24.406	130.8	1:45.157		83.30	3.085	16:18:57.751
11 -	32.557	95.0	45.941	77.6	24.330	132.3	1:42.828		85.18	0.756	16:20:40.579
12 -	32.762	92.3	46.225	76.7	24.166	131.0	1:43.153		84.92	1.081	16:22:23.732
13 -	32.676	94.7	46.168	76.6	24.236	131.3	1:43.080		84.98	1.008	16:24:06.812
14 -	***32.493***	96.0	45.903	***81.6***	24.221	132.1	1:42.617		85.36	0.545	16:25:49.429
15 -	32.655	***96.4***	45.546	74.3	24.085	132.8	1:42.286	**(2)**	85.64	0.214	16:27:31.715
16 -	32.681	93.9	46.141	77.9	24.121	131.0	1:42.943		85.09	0.871	16:29:14.658
17 -	32.768	93.3	45.869	76.5	***23.925***	133.1	1:42.562		85.41	0.490	16:30:57.220
18 -	32.767	91.4	47.520	75.8	24.226	126.1	1:44.513		83.81	2.441	16:32:41.733

P6 9 INV Richard PIPER Fitzgerald B2 Brahma

IDEAL LAP TIME : 1:40.375 BEST LAP TIME : 1:40.708 DIFFERENCE : 0.333

LAP	SECTOR 1		SECTOR 2		SECTOR 3		LAP TIME		MPH	DIFF	TIME OF DAY
1 -		93.0	48.798	76.5	25.102	118.9	1:57.062		74.83	16.354	16:02:14.684
2 -	33.689	93.9	46.815	***84.6***	24.649	119.6	1:45.153		83.30	4.445	16:03:59.837
3 -	32.093	92.8	46.267	83.6	24.505	119.1	1:42.865		85.15	2.157	16:05:42.702
4 -	32.240	94.2	45.849	79.0	24.280	119.8	1:42.369		85.57	1.661	16:07:25.071
5 -	32.070	94.9	45.915	79.9	24.260	119.6	1:42.245		85.67	1.537	16:09:07.316
6 -	31.894	97.5	45.587	79.3	24.195	122.0	1:41.676		86.15	0.968	16:10:48.992
7 -	32.390	95.0	45.062	82.5	24.339	120.6	1:41.791		86.05	1.083	16:12:30.783
8 -	31.922	96.5	45.132	80.4	24.451	120.9	1:41.505	**(3)**	86.29	0.797	16:14:12.288
9 -	***31.794***	95.8	45.302	81.0	24.800	118.5	1:41.896		85.96	1.188	16:15:54.184
10 -	32.399	92.4	45.283	80.2	24.098	119.6	1:41.780		86.06	1.072	16:17:35.964

Weather / Track : Sunny / Dry

Brands Hatch GP
Circuit Length = 2.4332 miles
Start: 16:00 Flag 16:32 End: 16:41

Legends of Brands Hatch Superprix

HSCC Guards Trophy

RACE 15 - SECTOR ANALYSIS

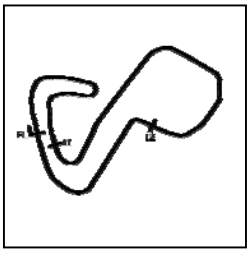

SECTOR 1 = FL to I1, SECTOR 2 = I1 to I2, SECTOR 3 = I2 to FL, DIFF = Difference To Personal Best Lap, P = Crossed Finish Line in Pit Lane, D = Time Disallowed

11 -	32.398	94.7	45.545	80.4	IN PIT		3:11.070	P	45.84	1:30.362	16:20:47.034
12 -	OUTLAP	92.4	46.082	80.2	24.427	119.1	1:47.500		81.48	6.792	16:22:34.534
13 -	32.281	93.9	45.702	81.4	23.925	121.7	1:41.908		85.95	1.200	16:24:16.442
14 -	31.822	97.6	45.000	82.4	23.886	121.1	***1:40.708***	**(1)**	***86.98***		***16:25:57.150***
15 -	32.190	96.0	***44.842***	83.0	***23.739***	***122.6***	1:40.771	**(2)**	86.92	0.063	16:27:37.921
16 -	32.401	93.5	46.016	84.0	23.894	121.1	1:42.311		85.61	1.603	16:29:20.232
17 -	33.157	***97.8***	45.723	76.2	24.517	118.3	1:43.397		84.72	2.689	16:31:03.629
18 -	32.362	95.8	45.780	83.9	24.327	120.6	1:42.469		85.48	1.761	16:32:46.098

P7 39 SRB Peter DE LA ROCHE Lotus 23B

IDEAL LAP TIME : 1:41.191 BEST LAP TIME : 1:41.337 DIFFERENCE : 0.146

LAP	SECTOR 1		SECTOR 2		SECTOR 3		LAP TIME		MPH	DIFF	TIME OF DAY
1 -		88.4	48.652	78.7	25.086	119.6	1:56.072		75.46	14.735	16:02:13.694
2 -	32.921	92.3	45.401	77.7	24.298	123.3	1:42.620		85.36	1.283	16:03:56.314
3 -	32.485	96.4	45.299	69.6	24.613	123.3	1:42.397		85.54	1.060	16:05:38.711
4 -	33.432	90.4	45.831	70.4	24.246	124.2	1:43.509		84.62	2.172	16:07:22.220
5 -	32.958	89.4	45.702	72.3	24.420	***124.5***	1:43.080		84.98	1.743	16:09:05.300
6 -	33.049	89.8	***44.989***	79.1	24.100	123.1	1:42.138		85.76	0.801	16:10:47.438
7 -	32.198	94.9	45.185	74.5	24.198	123.8	1:41.581	**(2)**	86.23	0.244	16:12:29.019
8 -	32.581	***97.6***	45.144	67.3	25.079	123.8	1:42.804		85.20	1.467	16:14:11.823
9 -	32.714	92.4	46.413	73.7	24.371	122.4	1:43.498		84.63	2.161	16:15:55.321
10 -	33.246	92.0	46.154	72.1	IN PIT		3:08.531	P	46.46	1:27.194	16:19:03.852
11 -	OUTLAP	91.3	46.222	79.2	24.370	123.5	1:45.923		82.70	4.586	16:20:49.775
12 -	34.240	90.6	45.452	77.7	24.086	123.3	1:43.778		84.40	2.441	16:22:33.553
13 -	32.262	93.2	45.728	***80.1***	***24.079***	123.8	1:42.069	**(3)**	85.82	0.732	16:24:15.622
14 -	***32.123***	96.8	45.005	78.3	24.209	124.0	***1:41.337***	**(1)**	***86.44***		***16:25:56.959***
15 -	32.854	91.5	45.628	77.2	24.192	124.0	1:42.674		85.31	1.337	16:27:39.633
16 -	32.604	91.9	45.694	76.0	24.263	123.3	1:42.561		85.41	1.224	16:29:22.194
17 -	32.770	93.2	45.854	77.4	24.454	123.8	1:43.078		84.98	1.741	16:31:05.272
18 -	32.579	94.7	45.995	78.2	25.928	84.5	1:44.502		83.82	3.165	16:32:49.774

P8 38 SRD Daryl TAYLOR Chevron B8

IDEAL LAP TIME : 1:40.602 BEST LAP TIME : 1:41.406 DIFFERENCE : 0.804

LAP	SECTOR 1		SECTOR 2		SECTOR 3		LAP TIME		MPH	DIFF	TIME OF DAY
1 -		86.1	48.268	79.0	24.433	122.4	1:54.176		76.72	12.770	16:02:11.798
2 -	32.925	87.7	45.534	76.4	***24.053***	***124.0***	1:42.512		85.45	1.106	16:03:54.310
3 -	32.830	94.5	46.337	74.6	25.014	123.3	1:44.181		84.08	2.775	16:05:38.491
4 -	33.012	95.4	46.110	77.8	24.322	118.7	1:43.444		84.68	2.038	16:07:21.935
5 -	32.427	97.5	44.860	80.8	24.119	123.5	***1:41.406***	**(1)**	***86.38***		***16:09:03.341***
6 -	32.732	92.1	***44.817***	77.2	24.222	123.1	1:41.771	**(2)**	86.07	0.365	16:10:45.112
7 -	32.141	***97.6***	45.818	79.4	24.237	122.9	1:42.196	**(3)**	85.71	0.790	16:12:27.308
8 -	32.333	96.5	46.603	68.0	25.045	121.1	1:43.981		84.24	2.575	16:14:11.289
9 -	32.278	92.6	47.029	***83.6***	24.567	120.6	1:43.874		84.33	2.468	16:15:55.163
10 -	32.653	93.0	45.829	81.1	24.622	121.3	1:43.104		84.96	1.698	16:17:38.267
11 -	33.023	95.1	45.556	79.2	24.471	120.2	1:43.050		85.00	1.644	16:19:21.317
12 -	32.859	94.1	45.682	80.7	24.197	120.6	1:42.738		85.26	1.332	16:21:04.055
13 -	32.648	88.4	46.093	79.7	24.773	119.8	1:43.514		84.62	2.108	16:22:47.569
14 -	32.560	92.9	46.543	76.6	IN PIT		3:03.574	P	47.71	1:22.168	16:25:51.143
15 -	OUTLAP	90.4	45.258	83.2	25.718	122.0	1:45.988		82.64	4.582	16:27:37.131
16 -	***31.732***	96.4	51.443	80.2	24.399	120.0	1:47.574		81.43	6.168	16:29:24.705
17 -	32.308	93.7	46.828	82.3	24.238	122.0	1:43.374		84.73	1.968	16:31:08.079
18 -	32.880	89.5	46.110	81.4	24.929	113.7	1:43.919		84.29	2.513	16:32:51.998

P9 138 SRD UGO / RUSHWORTH Chevron B8

IDEAL LAP TIME : 1:40.646 BEST LAP TIME : 1:41.433 DIFFERENCE : 0.787

LAP	SECTOR 1		SECTOR 2		SECTOR 3		LAP TIME		MPH	DIFF	TIME OF DAY
1 -		89.8	49.648	81.2	25.441	116.1	1:56.014		75.50	14.581	16:02:13.636
2 -	33.927	93.9	47.182	80.3	25.263	117.3	1:46.372		82.35	4.939	16:04:00.008
3 -	34.721	92.0	46.728	78.0	24.731	120.2	1:46.180		82.49	4.747	16:05:46.188
4 -	33.305	96.9	47.159	81.2	25.151	118.7	1:45.615		82.94	4.182	16:07:31.803
5 -	33.465	96.0	46.901	80.6	25.209	117.7	1:45.575		82.97	4.142	16:09:17.378
6 -	33.275	93.8	46.801	79.5	25.056	118.7	1:45.132		83.32	3.699	16:11:02.510

Weather / Track : Sunny / Dry

Brands Hatch GP
Circuit Length = 2.4332 miles
Start: 16:00 Flag 16:32 End: 16:41

Legends of Brands Hatch Superprix

HSCC Guards Trophy

RACE 15 - SECTOR ANALYSIS

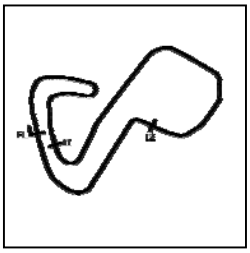

SECTOR 1 = FL to I1, SECTOR 2 = I1 to I2, SECTOR 3 = I2 to FL, DIFF = Difference To Personal Best Lap, P = Crossed Finish Line in Pit Lane, D = Time Disallowed

7 -	32.752	94.3	46.676	78.6	24.773	120.9	1:44.201		84.06	2.768	16:12:46.711
8 -	32.798	96.4	46.366	81.0	24.569	120.6	1:43.733		84.44	2.300	16:14:30.444
9 -	32.576	93.2	46.364	83.9	IN PIT		3:10.793	P	45.91	1:29.360	16:17:41.237
10 -	OUTLAP	96.0	46.031	85.5	25.226	118.5	1:47.148		81.75	5.715	16:19:28.385
11 -	31.942	***98.5***	45.759	83.9	24.399	121.1	1:42.100		85.79	0.667	16:21:10.485
12 -	31.557	96.8	45.859	83.4	24.587	119.6	1:42.003	(3)	85.87	0.570	16:22:52.488
13 -	38.733	96.0	***45.199***	85.3	24.153	120.9	1:48.085		81.04	6.652	16:24:40.573
14 -	31.642	98.3	45.998	85.0	***24.004***	121.3	1:41.644	(2)	86.18	0.211	16:26:22.217
15 -	31.689	97.3	45.397	83.6	25.905	113.7	1:42.991		85.05	1.558	16:28:05.208
16 -	32.293	97.1	45.289	83.0	24.778	118.7	1:42.360		85.57	0.927	16:29:47.568
17 -	31.730	97.2	45.436	***86.8***	24.267	***122.2***	***1:41.433***	(1)	***86.36***		***16:31:29.001***
18 -	***31.443***	98.2	47.489	81.0	26.782	95.0	1:45.714		82.86	4.281	16:33:14.715

P10 48 SRB Benn TILLEY Lotus 23B

IDEAL LAP TIME : 1:42.449 BEST LAP TIME : 1:42.706 DIFFERENCE : 0.257

LAP	SECTOR 1		SECTOR 2		SECTOR 3		LAP TIME		MPH	DIFF	TIME OF DAY
1 -		87.3	49.160	79.4	26.419	120.4	1:58.478		73.93	15.772	16:02:16.100
2 -	33.118	89.0	46.996	80.5	24.484	***122.9***	1:44.598		83.74	1.892	16:04:00.698
3 -	33.477	92.1	***45.657***	81.6	24.436	121.7	1:43.570		84.57	0.864	16:05:44.268
4 -	32.688	94.1	45.855	80.9	24.452	121.7	1:42.995	(2)	85.05	0.289	16:07:27.263
5 -	32.680	***94.9***	45.936	79.5	24.728	121.3	1:43.344	(3)	84.76	0.638	16:09:10.607
6 -	32.624	93.5	45.755	82.1	***24.327***	122.4	***1:42.706***	(1)	***85.29***		***16:10:53.313***
7 -	***32.465***	92.4	46.152	***86.1***	24.738	121.7	1:43.355		84.75	0.649	16:12:36.668
8 -	32.525	92.8	46.425	79.7	24.814	120.4	1:43.764		84.42	1.058	16:14:20.432
9 -	33.648	83.3	47.554	79.1	25.125	118.3	1:46.327		82.38	3.621	16:16:06.759
10 -	33.421	87.4	47.290	77.4	24.846	120.9	1:45.557		82.98	2.851	16:17:52.316
11 -	33.562	86.4	46.992	74.2	IN PIT		3:07.963	P	46.60	1:25.257	16:21:00.279
12 -	OUTLAP	83.7	47.564	78.7	24.551	122.2	1:48.554		80.69	5.848	16:22:48.833
13 -	33.019	91.0	47.439	74.8	24.832	122.6	1:45.290		83.19	2.584	16:24:34.123
14 -	32.839	89.8	45.930	80.1	24.853	122.6	1:43.622		84.53	0.916	16:26:17.745
15 -	33.218	90.5	46.652	77.3	24.547	121.3	1:44.417		83.89	1.711	16:28:02.162
16 -	33.168	90.0	46.967	79.9	24.574	120.9	1:44.709		83.65	2.003	16:29:46.871
17 -	33.526	89.4	47.105	80.0	24.572	121.7	1:45.203		83.26	2.497	16:31:32.074
18 -	33.392	89.5	47.230	76.4	28.338	94.9	1:48.960		80.39	6.254	16:33:21.034

P11 6 SRD THOMPSON / McCLURG Chevron B6

IDEAL LAP TIME : 1:43.493 BEST LAP TIME : 1:43.646 DIFFERENCE : 0.153

LAP	SECTOR 1		SECTOR 2		SECTOR 3		LAP TIME		MPH	DIFF	TIME OF DAY
1 -		91.8	49.524	79.1	25.092	122.6	1:56.513		75.18	12.867	16:02:14.135
2 -	33.954	90.9	48.682	78.3	24.801	123.5	1:47.437		81.53	3.791	16:04:01.572
3 -	33.603	92.6	48.070	77.4	25.074	122.2	1:46.747		82.06	3.101	16:05:48.319
4 -	33.493	93.0	47.646	79.6	24.878	123.1	1:46.017		82.62	2.371	16:07:34.336
5 -	33.408	93.5	48.465	78.3	25.101	122.4	1:46.974		81.88	3.328	16:09:21.310
6 -	34.090	92.8	47.312	79.7	25.162	121.7	1:46.564		82.20	2.918	16:11:07.874
7 -	33.855	91.5	46.781	80.2	25.137	122.4	1:45.773		82.81	2.127	16:12:53.647
8 -	33.176	***94.2***	47.004	78.0	25.132	122.2	1:45.312		83.17	1.666	16:14:38.959
9 -	33.654	93.0	47.979	80.8	24.702	124.0	1:46.335		82.37	2.689	16:16:25.294
10 -	33.265	91.5	46.611	***81.8***	24.410	124.2	1:44.286	(3)	83.99	0.640	16:18:09.580
11 -	33.481	91.8	46.894	78.7	IN PIT		3:09.696	P	46.17	1:26.050	16:21:19.276
12 -	OUTLAP	93.0	47.408	75.8	24.801	***124.5***	1:47.755		81.29	4.109	16:23:07.031
13 -	33.604	90.1	47.128	77.0	24.412	122.2	1:45.144		83.31	1.498	16:24:52.175
14 -	33.322	88.5	***46.493***	75.4	24.703	124.2	1:44.518		83.81	0.872	16:26:36.693
15 -	32.604	91.9	46.584	76.4	24.458	123.5	***1:43.646***	(1)	***84.51***		***16:28:20.339***
16 -	33.101	93.2	46.656	77.3	***24.406***	123.3	1:44.163	(2)	84.09	0.517	16:30:04.502
17 -	***32.594***	92.0	48.267	76.0	24.490	122.0	1:45.351		83.14	1.705	16:31:49.853
18 -	32.965	92.1	50.770	75.6	27.128	101.3	1:50.863		79.01	7.217	16:33:40.716

P12 16 SRD Phillip NELSON Chevron B8

IDEAL LAP TIME : 1:44.647 BEST LAP TIME : 1:45.444 DIFFERENCE : 0.797

LAP	SECTOR 1		SECTOR 2		SECTOR 3		LAP TIME		MPH	DIFF	TIME OF DAY
1 -		88.7	48.538	77.6	25.498	120.4	1:58.831		73.71	13.387	16:02:16.453
2 -	33.787	88.7	48.175	78.0	24.927	120.2	1:46.889		81.95	1.445	16:04:03.342

Weather / Track : Sunny / Dry

Brands Hatch GP
Circuit Length = 2.4332 miles
Start: 16:00 Flag 16:32 End: 16:41

Legends of Brands Hatch Superprix

HSCC Guards Trophy

RACE 15 - SECTOR ANALYSIS

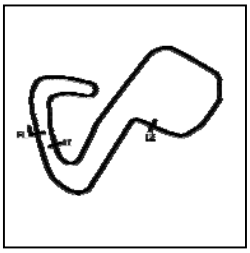

SECTOR 1 = FL to I1, SECTOR 2 = I1 to I2, SECTOR 3 = I2 to FL, DIFF = Difference To Personal Best Lap, P = Crossed Finish Line in Pit Lane, D = Time Disallowed

3 -	33.515	92.3	47.654	77.5	24.968	119.8	1:46.137		82.53	0.693	16:05:49.479
4 -	33.469	92.0	47.203	***82.5***	***24.772***	120.6	***1:45.444***	**(1)**	***83.07***		***16:07:34.923***
5 -	***33.243***	91.5	48.693	78.3	25.391	118.3	1:47.327		81.61	1.883	16:09:22.250
6 -	33.829	90.6	47.208	81.8	25.091	119.1	1:46.128		82.54	0.684	16:11:08.378
7 -	33.718	***92.9***	46.831	77.4	25.032	120.4	1:45.581	**(3)**	82.96	0.137	16:12:53.959
8 -	33.843	92.0	***46.632***	76.9	25.105	***122.2***	1:45.580	**(2)**	82.96	0.136	16:14:39.539
9 -	33.860	89.8	47.899	78.9	25.333	118.7	1:47.092		81.79	1.648	16:16:26.631
10 -	33.302	91.6	47.879	77.4	25.055	119.8	1:46.236		82.45	0.792	16:18:12.867
11 -	33.518	90.1	48.580	75.5	26.217	115.1	1:48.315		80.87	2.871	16:20:01.182
12 -	33.693	89.9	48.709	76.6	IN PIT		3:14.211	**P**	45.10	1:28.767	16:23:15.393
13 -	OUTLAP	89.1	48.217	78.3	25.776	116.1	1:49.829		79.75	4.385	16:25:05.222
14 -	33.375	89.9	48.562	74.1	25.028	119.6	1:46.965		81.89	1.521	16:26:52.187
15 -	33.602	90.9	47.653	76.6	25.036	119.1	1:46.291		82.41	0.847	16:28:38.478
16 -	33.477	90.8	47.620	78.1	24.908	119.8	1:46.005		82.63	0.561	16:30:24.483
17 -	33.572	88.5	49.350	77.0	25.411	118.3	1:48.333		80.86	2.889	16:32:12.816
18 -	34.187	88.1	51.275	72.4	27.818	89.9	1:53.280		77.32	7.836	16:34:06.096

P13 3 SRD Patrick JACK Chevron B8

IDEAL LAP TIME : 1:43.763 BEST LAP TIME : 1:44.270 DIFFERENCE : 0.507

LAP	SECTOR 1		SECTOR 2		SECTOR 3		LAP TIME		MPH	DIFF	TIME OF DAY
1 -		91.9	49.445	77.4	25.605	***122.0***	1:59.202		73.48	14.932	16:02:16.824
2 -	34.004	91.4	48.809	74.8	25.172	120.2	1:47.985		81.12	3.715	16:04:04.809
3 -	33.426	91.1	47.422	77.9	25.123	***122.0***	1:45.971		82.66	1.701	16:05:50.780
4 -	33.005	92.8	46.930	76.0	24.642	***122.0***	1:44.577	**(3)**	83.76	0.307	16:07:35.357
5 -	33.512	87.0	47.583	77.4	25.659	118.9	1:46.754		82.05	2.484	16:09:22.111
6 -	34.369	***94.1***	47.187	78.2	24.948	121.7	1:46.504		82.24	2.234	16:11:08.615
7 -	34.077	89.8	46.768	77.3	24.629	121.1	1:45.474		83.05	1.204	16:12:54.089
8 -	33.362	93.3	46.608	78.3	25.264	120.2	1:45.234		83.24	0.964	16:14:39.323
9 -	33.839	92.8	46.976	82.1	24.567	120.4	1:45.382		83.12	1.112	16:16:24.705
10 -	***32.789***	90.3	46.639	***82.5***	24.842	119.6	***1:44.270***	**(1)**	***84.01***		***16:18:08.975***
11 -	32.835	86.5	46.962	78.3	IN PIT		3:07.484	**P**	46.72	1:23.214	16:21:16.459
12 -	OUTLAP	87.2	47.620	78.7	25.492	117.3	1:49.067		80.31	4.797	16:23:05.526
13 -	34.372	88.3	47.119	81.2	24.779	120.2	1:46.270		82.43	2.000	16:24:51.796
14 -	33.006	90.1	47.660	79.3	25.892	118.7	1:46.558		82.20	2.288	16:26:38.354
15 -	33.337	92.5	***46.445***	79.3	***24.529***	121.5	1:44.311	**(2)**	83.97	0.041	16:28:22.665
16 -	32.883	89.3	48.517	81.5	24.788	121.1	1:46.188		82.49	1.918	16:30:08.853
17 -	33.079	91.4	48.526	77.4	24.695	121.1	1:46.300		82.40	2.030	16:31:55.153
18 -	33.234	90.4	47.197	76.2	26.748	113.3	1:47.179		81.73	2.909	16:33:42.332

P14 65 B Peter THOMPSON Marcos 1800 GT

IDEAL LAP TIME : 1:47.440 BEST LAP TIME : 1:47.579 DIFFERENCE : 0.139

LAP	SECTOR 1		SECTOR 2		SECTOR 3		LAP TIME		MPH	DIFF	TIME OF DAY
1 -		86.8	49.030	74.3	25.955	114.7	2:00.457		72.72	12.878	16:02:18.079
2 -	34.769	87.7	48.647	74.8	25.783	***114.9***	1:49.199		80.21	1.620	16:04:07.278
3 -	34.486	85.5	48.849	72.9	26.081	113.9	1:49.416		80.05	1.837	16:05:56.694
4 -	34.473	84.7	48.679	72.5	25.952	113.9	1:49.104		80.28	1.525	16:07:45.798
5 -	34.447	84.5	49.173	73.9	25.908	113.7	1:49.528		79.97	1.949	16:09:35.326
6 -	34.287	86.8	48.561	73.0	25.866	113.7	1:48.714		80.57	1.135	16:11:24.040
7 -	34.039	85.7	48.291	76.1	25.608	114.7	1:47.938	**(3)**	81.15	0.359	16:13:11.978
8 -	34.504	87.7	48.870	69.3	25.901	114.3	1:49.275		80.16	1.696	16:15:01.253
9 -	34.674	87.2	48.633	74.9	***25.577***	114.3	1:48.884		80.45	1.305	16:16:50.137
10 -	33.895	84.4	48.326	76.1	25.681	114.3	1:47.902	**(2)**	81.18	0.323	16:18:38.039
11 -	34.053	86.9	48.768	73.1	25.788	113.5	1:48.609		80.65	1.030	16:20:26.648
12 -	34.420	84.7	48.311	75.1	IN PIT		3:06.155	**P**	47.05	1:18.576	16:23:32.803
13 -	OUTLAP	83.3	49.555	73.2	25.859	114.5	1:52.300		78.00	4.721	16:25:25.103
14 -	34.419	84.4	48.168	78.2	25.685	114.3	1:48.272		80.90	0.693	16:27:13.375
15 -	***33.758***	88.3	***48.105***	76.5	25.716	114.7	***1:47.579***	**(1)**	***81.42***		***16:29:00.954***
16 -	33.998	87.4	48.418	***78.4***	25.875	114.7	1:48.291		80.89	0.712	16:30:49.245
17 -	34.706	***89.1***	48.781	75.3	26.062	113.3	1:49.549		79.96	1.970	16:32:38.794

Weather / Track : Sunny / Dry

Brands Hatch GP
Circuit Length = 2.4332 miles
Start: 16:00 Flag 16:32 End: 16:41

Legends of Brands Hatch Superprix

HSCC Guards Trophy

RACE 15 - SECTOR ANALYSIS

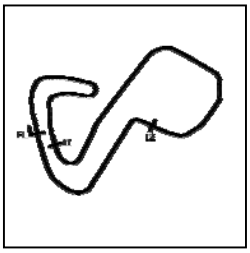

SECTOR 1 = FL to I1, SECTOR 2 = I1 to I2, SECTOR 3 = I2 to FL, DIFF = Difference To Personal Best Lap, P = Crossed Finish Line in Pit Lane, D = Time Disallowed

P15 69 A Ross HYETT Lotus Elan 26R

IDEAL LAP TIME : 1:47.312 BEST LAP TIME : 1:47.775 DIFFERENCE : 0.463

LAP	SECTOR 1		SECTOR 2		SECTOR 3		LAP TIME		MPH	DIFF	TIME OF DAY
1 -		88.6	48.964	78.3	27.508	114.5	2:01.596		72.04	13.821	16:02:19.218
2 -	35.121	86.7	48.798	72.7	25.995	115.5	1:49.914		79.69	2.139	16:04:09.132
3 -	34.453	88.4	48.719	74.4	25.973	115.3	1:49.145		80.25	1.370	16:05:58.277
4 -	34.331	88.3	48.578	75.4	25.975	116.1	1:48.884		80.45	1.109	16:07:47.161
5 -	34.178	90.4	48.416	73.2	26.067	115.9	1:48.661		80.61	0.886	16:09:35.822
6 -	34.505	87.6	48.827	72.7	25.754	115.3	1:49.086		80.30	1.311	16:11:24.908
7 -	34.282	86.9	48.207	76.0	25.887	114.1	1:48.376	(3)	80.82	0.601	16:13:13.284
8 -	34.190	91.3	49.484	76.2	25.755	115.3	1:49.429		80.05	1.654	16:15:02.713
9 -	34.297	87.6	47.906	75.6	25.617	117.1	1:47.820	(2)	81.24	0.045	16:16:50.533
10 -	34.436	89.0	48.341	77.0	IN PIT		3:29.500	P	41.81	1:41.725	16:20:20.033
11 -	OUTLAP	88.1	48.116	78.8	26.194	113.3	1:51.695		78.42	3.920	16:22:11.728
12 -	34.122	91.0	48.045	77.0	25.608	***117.3***	***1:47.775***	(1)	***81.27***		***16:23:59.503***
13 -	34.332	87.2	48.707	80.0	25.946	115.5	1:48.985		80.37	1.210	16:25:48.488
14 -	34.837	***91.6***	***47.680***	***81.5***	26.043	116.1	1:48.560		80.69	0.785	16:27:37.048
15 -	35.393	85.2	49.672	77.9	***25.598***	115.3	1:50.663		79.15	2.888	16:29:27.711
16 -	***34.034***	90.4	49.448	76.7	25.637	115.7	1:49.119		80.27	1.344	16:31:16.830
17 -	34.719	81.2	49.517	77.7	29.831	82.4	1:54.067		76.79	6.292	16:33:10.897

P16 193 SRB ERNST / HADFIELD DRW Mk6

IDEAL LAP TIME : 1:44.444 BEST LAP TIME : 1:44.580 DIFFERENCE : 0.136

LAP	SECTOR 1		SECTOR 2		SECTOR 3		LAP TIME		MPH	DIFF	TIME OF DAY
1 -		83.7	51.320	70.4	26.444	114.3	2:04.681		70.25	20.101	16:02:22.303
2 -	35.473	84.7	49.131	75.0	26.536	112.9	1:51.140		78.81	6.560	16:04:13.443
3 -	34.820	84.7	51.988	70.7	26.241	115.3	1:53.049		77.48	8.469	16:06:06.492
4 -	42.964	30.2	55.994	72.5	26.483	113.3	2:05.441		69.83	20.861	16:08:11.933
5 -	34.977	90.4	49.668	77.8	27.418	114.5	1:52.063		78.16	7.483	16:10:03.996
6 -	34.897	87.4	51.017	70.4	27.025	116.5	1:52.939		77.56	8.359	16:11:56.935
7 -	35.589	88.0	48.634	77.4	26.133	114.5	1:50.356		79.37	5.776	16:13:47.291
8 -	33.774	86.9	49.237	71.3	26.519	115.3	1:49.530		79.97	4.950	16:15:36.821
9 -	35.234	84.6	50.026	74.5	26.250	113.1	1:51.510		78.55	6.930	16:17:28.331
10 -	34.750	89.4	49.205	78.0	25.750	114.1	1:49.705		79.84	5.125	16:19:18.036
11 -	33.751	86.4	49.185	76.3	IN PIT		3:15.194	P	44.87	1:30.614	16:22:33.230
12 -	OUTLAP	89.4	46.766	82.3	24.997	116.7	1:47.202		81.71	2.622	16:24:20.432
13 -	33.655	89.1	47.266	80.6	24.894	117.5	1:45.815	(3)	82.78	1.235	16:26:06.247
14 -	33.481	89.0	47.889	84.7	24.704	117.3	1:46.074		82.58	1.494	16:27:52.321
15 -	33.248	90.5	***46.750***	82.4	***24.582***	117.7	***1:44.580***	(1)	***83.76***		***16:29:36.901***
16 -	***33.112***	***90.9***	47.482	***84.9***	24.596	***118.7***	1:45.190	(2)	83.27	0.610	16:31:22.091
17 -	33.376	90.3	46.867	83.4	28.816	82.8	1:49.059		80.32	4.479	16:33:11.150

P17 41 SRE Brian CASEY Lenham P69

IDEAL LAP TIME : 1:49.628 BEST LAP TIME : 1:49.682 DIFFERENCE : 0.054

LAP	SECTOR 1		SECTOR 2		SECTOR 3		LAP TIME		MPH	DIFF	TIME OF DAY
1 -		87.6	50.501	72.4	26.130	114.9	2:03.837		70.73	14.155	16:02:21.459
2 -	35.091	90.1	49.570	71.1	26.072	***117.1***	1:50.733	(2)	79.10	1.051	16:04:12.192
3 -	34.922	86.5	52.767	74.2	26.247	115.9	1:53.936		76.88	4.254	16:06:06.128
4 -	35.873	82.9	50.943	70.7	26.728	110.3	1:53.544		77.14	3.862	16:07:59.672
5 -	36.343	88.7	50.078	***78.7***	26.641	111.8	1:53.062		77.47	3.380	16:09:52.734
6 -	35.960	89.5	50.311	71.0	26.789	114.5	1:53.060		77.47	3.378	16:11:45.794
7 -	35.880	85.2	49.722	70.7	26.679	113.7	1:52.281		78.01	2.599	16:13:38.075
8 -	35.519	89.9	49.434	73.2	26.144	113.3	1:51.097		78.84	1.415	16:15:29.172
9 -	36.063	85.3	50.821	73.8	26.091	116.3	1:52.975		77.53	3.293	16:17:22.147
10 -	35.224	80.7	50.381	71.2	IN PIT		3:21.531	P	43.46	1:31.849	16:20:43.678
11 -	OUTLAP	84.7	50.516	71.0	27.980	97.6	1:59.895		73.06	10.213	16:22:43.573
12 -	35.484	***92.4***	51.766	74.8	26.122	116.5	1:53.372		77.26	3.690	16:24:36.945
13 -	34.995	91.4	49.483	74.4	26.372	115.9	1:50.850	(3)	79.02	1.168	16:26:27.795
14 -	34.704	91.3	***49.394***	72.1	***25.584***	115.5	***1:49.682***	(1)	***79.86***		***16:28:17.477***
15 -	35.388	89.2	51.393	67.1	26.422	116.9	1:53.203		77.38	3.521	16:30:10.680
16 -	35.179	91.0	50.221	70.2	26.068	116.9	1:51.468		78.58	1.786	16:32:02.148

Weather / Track : Sunny / Dry

Brands Hatch GP
Circuit Length = 2.4332 miles
Start: 16:00 Flag 16:32 End: 16:41

Legends of Brands Hatch Superprix

HSCC Guards Trophy

RACE 15 - SECTOR ANALYSIS

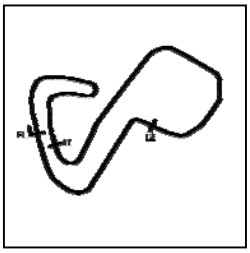

SECTOR 1 = FL to I1, SECTOR 2 = I1 to I2, SECTOR 3 = I2 to FL, DIFF = Difference To Personal Best Lap, P = Crossed Finish Line in Pit Lane, D = Time Disallowed

17 -	***34.650***	89.4	55.897	61.2	28.824	102.2	1:59.371		73.38	9.689	16:34:01.519

P18 104 SRB Michael RICHINGS Merlyn Mk4A

IDEAL LAP TIME : 1:50.753 BEST LAP TIME : 1:51.669 DIFFERENCE : 0.916

LAP	SECTOR 1		SECTOR 2		SECTOR 3		LAP TIME		MPH	DIFF	TIME OF DAY
1 -		85.5	50.738	74.1	26.458	112.4	2:03.520		70.91	11.851	16:02:21.142
2 -	36.198	87.2	51.768	74.6	27.248	108.7	1:55.214		76.03	3.545	16:04:16.356
3 -	37.024	79.7	51.578	75.9	27.290	107.5	1:55.892		75.58	4.223	16:06:12.248
4 -	36.763	79.9	51.296	70.6	26.786	108.9	1:54.845		76.27	3.176	16:08:07.093
5 -	36.636	81.4	50.298	75.7	26.466	110.7	1:53.400		77.24	1.731	16:10:00.493
6 -	35.332	89.0	50.199	76.1	26.521	110.7	1:52.052		78.17	0.383	16:11:52.545
7 -	35.458	85.3	49.881	75.8	26.697	107.7	1:52.036		78.18	0.367	16:13:44.581
8 -	35.392	88.0	49.949	72.0	26.328	110.9	***1:51.669***	**(1)**	***78.44***		***16:15:36.250***
9 -	35.370	86.4	***49.761***	71.9	26.820	110.0	1:51.951	**(3)**	78.24	0.282	16:17:28.201
10 -	36.443	85.2	51.426	75.3	27.039	110.5	1:54.908		76.23	3.239	16:19:23.109
11 -	35.975	82.8	50.421	76.9	IN PIT		3:15.491	**P**	44.80	1:23.822	16:22:38.600
12 -	OUTLAP	83.9	51.435	70.8	26.817	108.9	1:56.973		74.88	5.304	16:24:35.573
13 -	35.399	***89.3***	49.918	72.1	27.112	106.1	1:52.429		77.91	0.760	16:26:28.002
14 -	35.536	88.0	50.267	77.2	26.656	112.5	1:52.459		77.89	0.790	16:28:20.461
15 -	36.049	84.2	50.731	69.1	27.057	111.2	1:53.837		76.95	2.168	16:30:14.298
16 -	35.716	87.8	50.181	***78.7***	***25.863***	***114.3***	1:51.760	**(2)**	78.38	0.091	16:32:06.058
17 -	***35.129***	87.9	54.304	65.8	29.977	89.4	1:59.410		73.35	7.741	16:34:05.468

P19 93 SRD George DOUGLAS Ginetta G16

IDEAL LAP TIME : 1:50.556 BEST LAP TIME : 1:50.560 DIFFERENCE : 0.004

LAP	SECTOR 1		SECTOR 2		SECTOR 3		LAP TIME		MPH	DIFF	TIME OF DAY
1 -		80.0	52.072	74.0	26.807	115.5	2:08.280		68.28	17.720	16:02:25.902
2 -	36.656	***90.0***	51.309	70.8	26.505	117.1	1:54.470		76.52	3.910	16:04:20.372
3 -	36.079	87.9	52.638	71.7	25.970	113.7	1:54.687		76.38	4.127	16:06:15.059
4 -	35.567	78.3	51.753	76.4	25.961	113.1	1:53.281		77.32	2.721	16:08:08.340
5 -	35.780	87.7	51.747	74.1	26.366	114.7	1:53.893		76.91	3.333	16:10:02.233
6 -	36.029	87.3	51.188	72.3	26.987	116.5	1:54.204		76.70	3.644	16:11:56.437
7 -	36.558	85.2	49.912	71.6	26.259	118.1	1:52.729	**(3)**	77.70	2.169	16:13:49.166
8 -	***35.255***	87.2	49.808	71.7	***25.497***	***122.0***	***1:50.560***	**(1)**	***79.23***		***16:15:39.726***
9 -	37.801	87.3	51.704	65.4	26.435	113.5	1:55.940		75.55	5.380	16:17:35.666
10 -	35.959	84.8	50.344	73.4	26.560	111.8	1:52.863		77.61	2.303	16:19:28.529
11 -	35.951	***90.0***	***49.804***	***79.6***	26.737	103.7	1:52.492	**(2)**	77.87	1.932	16:21:21.021
12 -	36.107	86.2	50.779	77.9	IN PIT		3:29.536	**P**	41.80	1:38.976	16:24:50.557
13 -	OUTLAP	85.0	51.934	75.4	27.049	103.4	1:59.339		73.40	8.779	16:26:49.896
14 -	37.347	88.5	50.354	77.0	26.285	114.1	1:53.986		76.85	3.426	16:28:43.882
15 -	35.735	86.1	51.498	73.2	26.203	114.7	1:53.436		77.22	2.876	16:30:37.318
16 -	36.529	82.2	53.744	65.5	26.738	115.5	1:57.011		74.86	6.451	16:32:34.329

P20 60 C Andrew HAYDEN Austin Healey 3000 Mk3

IDEAL LAP TIME : 1:52.593 BEST LAP TIME : 1:52.826 DIFFERENCE : 0.233

LAP	SECTOR 1		SECTOR 2		SECTOR 3		LAP TIME		MPH	DIFF	TIME OF DAY
1 -		78.2	51.599	70.1	27.372	109.6	2:09.444		67.67	16.618	16:02:27.066
2 -	37.164	83.4	50.976	71.8	***26.791***	112.0	1:54.931		76.21	2.105	16:04:21.997
3 -	36.826	80.1	51.292	69.6	26.816	111.1	1:54.934		76.21	2.108	16:06:16.931
4 -	***35.630***	81.4	52.331	72.6	27.435	111.1	1:55.396		75.91	2.570	16:08:12.327
5 -	35.799	83.3	50.667	70.7	26.984	110.9	1:53.450	**(2)**	77.21	0.624	16:10:05.777
6 -	36.518	85.0	50.553	71.6	27.067	111.6	1:54.138	**(3)**	76.74	1.312	16:11:59.915
7 -	35.776	84.0	***50.172***	71.2	26.878	***112.7***	***1:52.826***	**(1)**	***77.64***		***16:13:52.741***
8 -	36.490	83.0	51.332	68.1	27.808	109.6	1:55.630		75.75	2.804	16:15:48.371
9 -	36.525	83.7	51.897	68.2	27.002	112.0	1:55.424		75.89	2.598	16:17:43.795
10 -	36.597	83.4	51.906	68.6	IN PIT		3:26.075	**P**	42.50	1:33.249	16:21:09.870
11 -	OUTLAP	78.2	52.262	64.6	27.595	111.8	2:00.122		72.92	7.296	16:23:09.992
12 -	36.240	***86.0***	51.226	71.2	27.912	108.9	1:55.378		75.92	2.552	16:25:05.370
13 -	36.119	84.0	51.426	69.9	27.191	112.4	1:54.736		76.34	1.910	16:27:00.106
14 -	36.010	84.5	51.192	71.0	27.296	111.4	1:54.498		76.50	1.672	16:28:54.604
15 -	36.273	83.9	51.323	70.7	27.342	103.2	1:54.938		76.21	2.112	16:30:49.542
16 -	36.486	84.4	53.243	***73.1***	28.405	80.9	1:58.134		74.15	5.308	16:32:47.676

Weather / Track : Sunny / Dry

Brands Hatch GP
Circuit Length = 2.4332 miles
Start: 16:00 Flag 16:32 End: 16:41

Legends of Brands Hatch Superprix

HSCC Guards Trophy

RACE 15 - SECTOR ANALYSIS

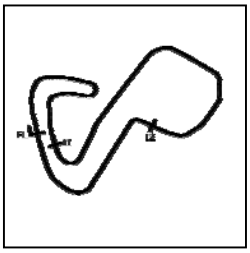

SECTOR 1 = FL to I1, SECTOR 2 = I1 to I2, SECTOR 3 = I2 to FL, DIFF = Difference To Personal Best Lap, P = Crossed Finish Line in Pit Lane, D = Time Disallowed

P21 63 A Rory JACK Lotus Elan

IDEAL LAP TIME : 1:54.617 BEST LAP TIME : 1:54.925 DIFFERENCE : 0.308

LAP	SECTOR 1		SECTOR 2		SECTOR 3		LAP TIME		MPH	DIFF	TIME OF DAY
1 -		80.9	53.976	76.4	27.407	109.2	2:11.388		66.67	16.463	16:02:29.010
2 -	37.555	82.7	52.776	76.7	27.635	107.7	1:57.966		74.25	3.041	16:04:26.976
3 -	37.435	73.5	53.317	73.8	27.993	106.0	1:58.745		73.77	3.820	16:06:25.721
4 -	37.283	81.3	52.344	73.9	27.259	109.4	1:56.886		74.94	1.961	16:08:22.607
5 -	37.647	73.1	52.072	71.4	27.473	108.0	1:57.192		74.74	2.267	16:10:19.799
6 -	36.831	78.0	52.575	71.0	27.667	***110.0***	1:57.073		74.82	2.148	16:12:16.872
7 -	***36.213***	81.7	51.860	76.8	28.141	109.8	1:56.214	**(3)**	75.37	1.289	16:14:13.086
8 -	36.535	82.4	52.155	72.7	27.625	108.4	1:56.315		75.31	1.390	16:16:09.401
9 -	36.426	80.6	***51.397***	71.7	27.102	109.4	***1:54.925***	**(1)**	***76.22***		***16:18:04.326***
10 -	36.374	80.9	52.923	73.9	IN PIT		3:22.552	**P**	43.24	1:27.627	16:21:26.878
11 -	OUTLAP	80.3	53.389	73.9	27.744	107.8	2:02.215		71.67	7.290	16:23:29.093
12 -	36.665	82.1	53.608	61.0	27.435	109.4	1:57.708		74.42	2.783	16:25:26.801
13 -	36.243	***85.0***	52.048	73.5	***27.007***	108.9	1:55.298	**(2)**	75.97	0.373	16:27:22.099
14 -	36.997	82.0	53.112	***76.9***	27.200	109.1	1:57.309		74.67	2.384	16:29:19.408
15 -	37.052	83.4	55.063	68.9	27.415	108.2	1:59.530		73.28	4.605	16:31:18.938
16 -	36.912	80.0	54.230	65.2	28.503	96.4	1:59.645		73.21	4.720	16:33:18.583

P22 74 A AYLETT / FARRALL Diva GT

IDEAL LAP TIME : 1:54.777 BEST LAP TIME : 1:54.777 DIFFERENCE : 0.000

LAP	SECTOR 1		SECTOR 2		SECTOR 3		LAP TIME		MPH	DIFF	TIME OF DAY
1 -		78.7	52.186	67.0	28.429	106.5	2:09.419		67.68	14.642	16:02:27.041
2 -	38.191	***83.0***	51.746	***70.5***	27.859	105.0	1:57.796		74.36	3.019	16:04:24.837
3 -	37.540	80.2	52.879	65.9	28.238	103.4	1:58.657		73.82	3.880	16:06:23.494
4 -	38.072	79.6	52.398	65.4	28.057	102.7	1:58.527		73.90	3.750	16:08:22.021
5 -	37.792	78.3	51.781	67.3	27.951	106.5	1:57.524		74.53	2.747	16:10:19.545
6 -	36.974	82.6	52.242	65.2	27.992	107.5	1:57.208	**(3)**	74.73	2.431	16:12:16.753
7 -	37.417	80.4	51.726	60.9	28.899	107.0	1:58.042		74.20	3.265	16:14:14.795
8 -	36.832	81.1	51.529	69.0	27.390	***108.2***	1:55.751	**(2)**	75.67	0.974	16:16:10.546
9 -	***35.963***	80.7	***51.453***	67.1	***27.361***	106.8	***1:54.777***	**(1)**	***76.32***		***16:18:05.323***
10 -	36.835	77.5	52.051	67.9	IN PIT		3:49.318	**P**	38.19	1:54.541	16:21:54.641
11 -	OUTLAP	78.0	53.071	64.0	29.795	98.8	2:04.993		70.08	10.216	16:23:59.634
12 -	38.453	82.9	52.977	63.9	29.495	105.3	2:00.925		72.44	6.148	16:26:00.559
13 -	36.911	75.9	54.186	68.9	28.724	106.0	1:59.821		73.10	5.044	16:28:00.380
14 -	38.169	81.5	53.267	67.2	28.367	105.8	1:59.803		73.11	5.026	16:30:00.183
15 -	37.017	76.4	53.887	61.9	28.550	106.5	1:59.454		73.33	4.677	16:31:59.637
16 -	36.766	79.7	57.774	63.7	29.820	97.3	2:04.360		70.43	9.583	16:34:03.997

P23 75 A ANGLE / OVERTON-WOOD Lotus Elan GTS

IDEAL LAP TIME : 1:52.727 BEST LAP TIME : 1:52.727 DIFFERENCE : 0.000

LAP	SECTOR 1		SECTOR 2		SECTOR 3		LAP TIME		MPH	DIFF	TIME OF DAY
1 -		82.2	51.789	69.0	26.675	109.8	2:06.830		69.06	14.103	16:02:24.452
2 -	36.377	***84.4***	51.616	71.9	26.881	***112.2***	1:54.874		76.25	2.147	16:04:19.326
3 -	36.269	79.7	52.164	***74.4***	26.553	111.8	1:54.986		76.18	2.259	16:06:14.312
4 -	37.370	81.1	51.595	73.3	27.009	***112.2***	1:55.974		75.53	3.247	16:08:10.286
5 -	36.457	82.6	51.559	72.5	26.593	111.6	1:54.609		76.43	1.882	16:10:04.895
6 -	36.663	84.3	50.667	74.3	26.575	111.8	1:53.905	**(2)**	76.90	1.178	16:11:58.800
7 -	***35.627***	83.5	***50.622***	74.3	***26.478***	***112.2***	***1:52.727***	**(1)**	***77.70***		***16:13:51.527***
8 -	36.325	81.7	51.078	70.8	26.851	111.1	1:54.254	**(3)**	76.66	1.527	16:15:45.781
9 -	36.268	82.0	51.691	68.1	28.613	108.4	1:56.572		75.14	3.845	16:17:42.353
10 -	37.377	81.7	51.333	73.6	IN PIT		3:43.567	**P**	39.18	1:50.840	16:21:25.920
11 -	OUTLAP	70.1	1:02.287	68.1	30.705	99.5	2:17.750		63.59	25.023	16:23:43.670
12 -	40.117	72.0	1:01.315	64.5	30.569	94.9	2:12.001		66.36	19.274	16:25:55.671
13 -	40.331	68.6	1:00.155	69.7	29.355	95.5	2:09.841		67.46	17.114	16:28:05.512
14 -	39.687	75.2	1:01.290	63.5	31.026	90.0	2:12.003		66.36	19.276	16:30:17.515
15 -	40.149	77.3	1:10.374	47.6	31.857	93.4	2:22.380		61.52	29.653	16:32:39.895

Weather / Track : Sunny / Dry

Brands Hatch GP
Circuit Length = 2.4332 miles
Start: 16:00 Flag 16:32 End: 16:41

Legends of Brands Hatch Superprix

HSCC Guards Trophy

RACE 15 - SECTOR ANALYSIS

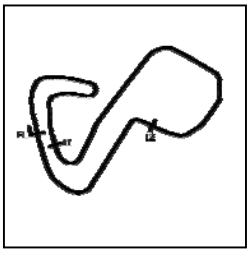

SECTOR 1 = FL to I1, SECTOR 2 = I1 to I2, SECTOR 3 = I2 to FL, DIFF = Difference To Personal Best Lap, P = Crossed Finish Line in Pit Lane, D = Time Disallowed

P24 90 B Josh BARNETT MGB

IDEAL LAP TIME : 1:55.958 BEST LAP TIME : 1:56.168 DIFFERENCE : 0.210

LAP	SECTOR 1		SECTOR 2		SECTOR 3		LAP TIME		MPH	DIFF	TIME OF DAY
1 -		52.8	1:09.672	56.7	IN PIT		6:55.168	P	21.09	4:59.000	16:07:12.790
2 -	OUTLAP	62.4	1:04.730	64.5	IN PIT		3:54.654	P	37.33	1:58.486	16:11:07.444
3 -	OUTLAP	78.6	52.731	74.1	28.291	98.2	2:00.885		72.46	4.717	16:13:08.329
4 -	36.132	78.2	53.034	75.4	***28.037***	98.8	1:57.203		74.74	1.035	16:15:05.532
5 -	***35.994***	78.6	***51.927***	78.9	28.247	98.2	***1:56.168***	**(1)**	***75.40***		***16:17:01.700***
6 -	36.209	78.3	52.176	78.6	28.287	97.9	1:56.672	**(3)**	75.08	0.504	16:18:58.372
7 -	36.220	77.7	54.169	76.6	IN PIT		3:21.813	P	43.40	1:25.645	16:22:20.185
8 -	OUTLAP	***79.2***	53.076	***79.2***	28.700	99.2	2:02.049		71.77	5.881	16:24:22.234
9 -	36.054	78.3	52.330	77.9	28.111	***99.5***	1:56.495	**(2)**	75.19	0.327	16:26:18.729
10 -	37.835	***79.2***	52.015	76.8	28.183	98.5	1:58.033		74.21	1.865	16:28:16.762
11 -	37.437	77.9	53.497	71.0	29.379	98.5	2:00.313		72.80	4.145	16:30:17.075
12 -	36.288	77.9	53.508	77.6	28.187	99.4	1:57.983		74.24	1.815	16:32:15.058
13 -	36.512	75.9	56.333	73.6	28.766	98.5	2:01.611		72.03	5.443	16:34:16.669

P25 25 SRB HIBBERD / HIBBERD Lotus 23B

IDEAL LAP TIME : 1:41.181 BEST LAP TIME : 1:41.480 DIFFERENCE : 0.299

LAP	SECTOR 1		SECTOR 2		SECTOR 3		LAP TIME		MPH	DIFF	TIME OF DAY
1 -		89.4	46.484	78.1	25.068	124.0	1:51.147		78.81	9.667	16:02:08.769
2 -	33.280	90.3	46.523	76.7	24.602	123.8	1:44.405		83.90	2.925	16:03:53.174
3 -	33.236	95.1	46.530	74.8	25.389	122.9	1:45.155		83.30	3.675	16:05:38.329
4 -	32.969	95.0	45.829	81.3	24.510	124.0	1:43.308		84.79	1.828	16:07:21.637
5 -	32.661	95.0	46.267	81.4	24.353	***125.2***	1:43.281		84.81	1.801	16:09:04.918
6 -	33.187	97.2	46.018	79.0	24.517	123.8	1:43.722		84.45	2.242	16:10:48.640
7 -	33.368	96.5	46.047	81.7	24.515	124.2	1:43.930		84.28	2.450	16:12:32.570
8 -	32.826	97.3	46.107	82.3	24.481	124.5	1:43.414		84.70	1.934	16:14:15.984
9 -	33.417	93.5	46.521	79.5	IN PIT		3:07.477	P	46.72	1:25.997	16:17:23.461
10 -	OUTLAP	97.3	45.599	83.2	24.583	123.1	1:43.899		84.31	2.419	16:19:07.360
11 -	32.206	93.7	45.575	***85.4***	***24.043***	123.8	1:41.824	**(3)**	86.02	0.344	16:20:49.184
12 -	32.729	93.8	45.469	82.1	24.373	123.8	1:42.571		85.40	1.091	16:22:31.755
13 -	***31.951***	***98.6***	45.454	83.2	24.075	123.3	***1:41.480***	**(1)**	***86.32***		***16:24:13.235***
14 -	32.189	97.8	***45.187***	85.3	24.386	124.5	1:41.762	**(2)**	86.08	0.282	16:25:54.997
15 -	32.771	96.0	45.211	78.3	24.299	119.8	1:42.281		85.64	0.801	16:27:37.278
16 -	32.610	94.6	45.900	83.5	24.245	124.2	1:42.755		85.24	1.275	16:29:20.033

P26 23 SRB Darren WILSON Lotus 23B

IDEAL LAP TIME : 1:45.680 BEST LAP TIME : 1:45.827 DIFFERENCE : 0.147

LAP	SECTOR 1		SECTOR 2		SECTOR 3		LAP TIME		MPH	DIFF	TIME OF DAY
1 -	OUTLAP	92.3	48.311	75.6	26.299	114.3	1:59.028		73.59	13.201	16:02:16.650
2 -	34.591	86.0	48.817	76.3	25.215	120.0	1:48.623		80.64	2.796	16:04:05.273
3 -	33.997	92.4	***47.108***	80.0	25.054	***120.2***	1:46.159	**(2)**	82.51	0.332	16:05:51.432
4 -	33.579	***93.9***	47.131	***80.8***	25.117	118.9	***1:45.827***	**(1)**	***82.77***		***16:07:37.259***
5 -	33.651	93.0	48.101	80.5	***25.053***	119.1	1:46.805	**(3)**	82.01	0.978	16:09:24.064
6 -	33.761	93.7	47.951	72.0	26.725	108.9	1:48.437		80.78	2.610	16:11:12.501
7 -	35.640	75.4	50.686	65.7	26.691	112.9	1:53.017		77.50	7.190	16:13:05.518
8 -	34.902	84.9	49.293	72.7	25.923	111.6	1:50.118		79.54	4.291	16:14:55.636
9 -	34.442	85.4	48.235	73.9	25.377	118.3	1:48.054		81.06	2.227	16:16:43.690
10 -	***33.519***	87.1	48.374	76.4	25.681	117.7	1:47.574		81.43	1.747	16:18:31.264
11 -	33.701	86.9	48.350	75.3	25.547	115.7	1:47.598		81.41	1.771	16:20:18.862
12 -	33.719	88.6	48.657	76.6	IN PIT		3:20.947	P	43.59	1:35.120	16:23:39.809

P27 325 SRB Colin ELLISON Merlyn Mk4/6

IDEAL LAP TIME : 1:49.007 BEST LAP TIME : 1:49.007 DIFFERENCE : 0.000

LAP	SECTOR 1		SECTOR 2		SECTOR 3		LAP TIME		MPH	DIFF	TIME OF DAY
1 -		80.4	49.483	71.9	26.111	***118.5***	2:01.231	**(2)**	72.25	12.224	16:02:18.853
2 -	***34.546***	***88.7***	***49.286***	***72.9***	***25.175***		***1:49.007***	**(1)**	***80.36***		***16:04:07.860***

Weather / Track : Sunny / Dry

Brands Hatch GP
Circuit Length = 2.4332 miles
Start: 16:00 Flag 16:32 End: 16:41

Legends of Brands Hatch Superprix

HSCC Guards Trophy

RACE 15 - SECTOR ANALYSIS

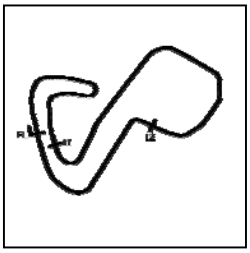

SECTOR 1 = FL to I1, SECTOR 2 = I1 to I2, SECTOR 3 = I2 to FL, DIFF = Difference To Personal Best Lap, P = Crossed Finish Line in Pit Lane, D = Time Disallowed

P28 144 SRD Will WALKER Elfin 300

IDEAL LAP TIME : 2:01.967 BEST LAP TIME : 2:08.745 DIFFERENCE : 6.778

LAP	SECTOR 1		SECTOR 2		SECTOR 3		LAP TIME	MPH	DIFF	TIME OF DAY
1 -		***83.2***	***52.012***	***73.2***	***28.938***	***89.5***	***2:08.745*** **(1)**	***68.03***		***16:02:26.367***

Weather / Track : Sunny / Dry

Brands Hatch GP
Circuit Length = 2.4332 miles
Start: 16:00 Flag 16:32 End: 16:41

Legends of Brands Hatch Superprix

HSCC Guards Trophy

RACE 15 - BEST SECTORS

	SECTOR 1			SECTOR 2			SECTOR 3			IDEAL / BEST COMPARISON					
POS	NO	NAME	TIME	NO	NAME	TIME	NO	NAME	TIME	POS	NO	NAME	IDEAL	BEST	DIFF
												PERFECT LAP	1:39.508		
1	138	UGO / RUSHWORT	31.443	34	SCHRYVER / STEP	44.514	34	SCHRYVER / STEP	23.551	1	34	SCHRYVER / STEPH	1:39.841	1:40.462	0.621
2	38	TAYLOR	31.732	38	TAYLOR	44.817	32	ALLISON	23.687	2	9	PIPER	1:40.375	1:40.708	0.333
3	34	SCHRYVER / STEP	31.776	9	PIPER	44.842	9	PIPER	23.739	3	32	ALLISON	1:40.457	1:40.737	0.280
4	9	PIPER	31.794	32	ALLISON	44.873	14	SPIERS	23.773	4	38	TAYLOR	1:40.602	1:41.406	0.804
5	18	BARTELL / GRANT	31.816	39	DE LA ROCHE	44.989	37	GARDINER / COX	23.925	5	138	UGO / RUSHWORTH	1:40.646	1:41.433	0.787
6	32	ALLISON	31.897	18	BARTELL / GRANT	45.060	138	UGO / RUSHWORT	24.004	6	18	BARTELL / GRANT	1:40.949	1:41.196	0.247
7	25	HIBBERD / HIBBER	31.951	25	HIBBERD / HIBBER	45.187	25	HIBBERD / HIBBER	24.043	7	25	HIBBERD / HIBBERD	1:41.181	1:41.480	0.299
8	39	DE LA ROCHE	32.123	138	UGO / RUSHWORT	45.199	38	TAYLOR	24.053	8	39	DE LA ROCHE	1:41.191	1:41.337	0.146
9	14	SPIERS	32.429	14	SPIERS	45.256	18	BARTELL / GRANT	24.073	9	14	SPIERS	1:41.458	1:42.042	0.584
10	48	TILLEY	32.465	37	GARDINER / COX	45.425	39	DE LA ROCHE	24.079	10	37	GARDINER / COX	1:41.843	1:42.072	0.229
11	37	GARDINER / COX	32.493	48	TILLEY	45.657	48	TILLEY	24.327	11	48	TILLEY	1:42.449	1:42.706	0.257
12	6	THOMPSON / McCl	32.594	3	JACK	46.445	6	THOMPSON / McCl	24.406	12	6	THOMPSON / McCLU	1:43.493	1:43.646	0.153
13	3	JACK	32.789	6	THOMPSON / McCl	46.493	3	JACK	24.529	13	3	JACK	1:43.763	1:44.270	0.507
14	193	ERNST / HADFIELD	33.112	16	NELSON	46.632	193	ERNST / HADFIELD	24.582	14	193	ERNST / HADFIELD	1:44.444	1:44.580	0.136
15	16	NELSON	33.243	193	ERNST / HADFIELD	46.750	16	NELSON	24.772	15	16	NELSON	1:44.647	1:45.444	0.797
16	23	WILSON	33.519	23	WILSON	47.108	23	WILSON	25.053	16	23	WILSON	1:45.680	1:45.827	0.147
17	65	THOMPSON	33.758	69	HYETT	47.680	325	ELLISON	25.175	17	69	HYETT	1:47.312	1:47.775	0.463
18	69	HYETT	34.034	65	THOMPSON	48.105	93	DOUGLAS	25.497	18	65	THOMPSON	1:47.440	1:47.579	0.139
19	325	ELLISON	34.546	325	ELLISON	49.286	65	THOMPSON	25.577	19	325	ELLISON	1:49.007	1:49.007	0.000
20	41	CASEY	34.650	41	CASEY	49.394	41	CASEY	25.584	20	41	CASEY	1:49.628	1:49.682	0.054
21	104	RICHINGS	35.129	104	RICHINGS	49.761	69	HYETT	25.598	21	93	DOUGLAS	1:50.556	1:50.560	0.004
22	93	DOUGLAS	35.255	93	DOUGLAS	49.804	104	RICHINGS	25.863	22	104	RICHINGS	1:50.753	1:51.669	0.916
23	75	ANGLE / OVERTON	35.627	60	HAYDEN	50.172	75	ANGLE / OVERTON	26.478	23	60	HAYDEN	1:52.593	1:52.826	0.233
24	60	HAYDEN	35.630	75	ANGLE / OVERTON	50.622	60	HAYDEN	26.791	24	75	ANGLE / OVERTON-\	1:52.727	1:52.727	0.000
25	74	AYLETT / FARRALL	35.963	63	JACK	51.397	63	JACK	27.007	25	63	JACK	1:54.617	1:54.925	0.308
26	90	BARNETT	35.994	74	AYLETT / FARRALL	51.453	74	AYLETT / FARRALL	27.361	26	74	AYLETT / FARRALL	1:54.777	1:54.777	0.000
27	63	JACK	36.213	90	BARNETT	51.927	90	BARNETT	28.037	27	90	BARNETT	1:55.958	1:56.168	0.210
28	144	WALKER	41.017	144	WALKER	52.012	144	WALKER	28.938	28	144	WALKER	2:01.967	2:08.745	6.778

Weather / Track : Sunny / Dry

Brands Hatch GP
Circuit Length = 2.4332 miles
Start: 16:00 Flag 16:32 End: 16:41

Results can be found at www.tsl-timing.com

Printed - 16:46 Sunday, 30 June 2019

Legends of Brands Hatch Superprix

HSCC Guards Trophy

RACE 15 - BEST SPEEDS

	INTERMEDIATE 1			INTERMEDIATE 2			FINISH LINE		
POS	NO	NAME	MPH	NO	NAME	MPH	NO	NAME	MPH
1	**14**	SPIERS	**99.8**	**138**	UGO / RUSHWORTH	**86.8**	**37**	GARDINER / COX	**134.4**
2	**25**	HIBBERD / HIBBERD	**98.6**	**32**	ALLISON	**86.7**	**14**	SPIERS	**131.3**
3	**138**	UGO / RUSHWORTH	**98.5**	**48**	TILLEY	**86.1**	**34**	SCHRYVER / STEPHENS	**126.8**
4	**18**	BARTELL / GRANT	**98.1**	**25**	HIBBERD / HIBBERD	**85.4**	**32**	ALLISON	**126.6**
5	**34**	SCHRYVER / STEPHENS	**98.1**	**34**	SCHRYVER / STEPHENS	**85.1**	**18**	BARTELL / GRANT	**125.6**
6	**9**	PIPER	**97.8**	**193**	ERNST / HADFIELD	**84.9**	**25**	HIBBERD / HIBBERD	**125.2**
7	**39**	DE LA ROCHE	**97.6**	**9**	PIPER	**84.6**	**39**	DE LA ROCHE	**124.5**
8	**38**	TAYLOR	**97.6**	**38**	TAYLOR	**83.6**	**6**	THOMPSON / McCLURG	**124.5**
9	**37**	GARDINER / COX	**96.4**	**18**	BARTELL / GRANT	**82.9**	**38**	TAYLOR	**124.0**
10	**32**	ALLISON	**96.2**	**16**	NELSON	**82.5**	**48**	TILLEY	**122.9**
11	**48**	TILLEY	**94.9**	**3**	JACK	**82.5**	**9**	PIPER	**122.6**
12	**6**	THOMPSON / McCLURG	**94.2**	**6**	THOMPSON / McCLURG	**81.8**	**138**	UGO / RUSHWORTH	**122.2**
13	**3**	JACK	**94.1**	**37**	GARDINER / COX	**81.6**	**16**	NELSON	**122.2**
14	**23**	WILSON	**93.9**	**69**	HYETT	**81.5**	**3**	JACK	**122.0**
15	**16**	NELSON	**92.9**	**23**	WILSON	**80.8**	**93**	DOUGLAS	**122.0**
16	**41**	CASEY	**92.4**	**14**	SPIERS	**80.6**	**23**	WILSON	**120.2**
17	**69**	HYETT	**91.6**	**39**	DE LA ROCHE	**80.1**	**193**	ERNST / HADFIELD	**118.7**
18	**193**	ERNST / HADFIELD	**90.9**	**93**	DOUGLAS	**79.6**	**325**	ELLISON	**118.5**
19	**93**	DOUGLAS	**90.0**	**90**	BARNETT	**79.2**	**69**	HYETT	**117.3**
20	**104**	RICHINGS	**89.3**	**41**	CASEY	**78.7**	**41**	CASEY	**117.1**
21	**65**	THOMPSON	**89.1**	**104**	RICHINGS	**78.7**	**65**	THOMPSON	**114.9**
22	**325**	ELLISON	**88.7**	**65**	THOMPSON	**78.4**	**104**	RICHINGS	**114.3**
23	**60**	HAYDEN	**86.0**	**63**	JACK	**76.9**	**60**	HAYDEN	**112.7**
24	**63**	JACK	**85.0**	**75**	ANGLE / OVERTON-WOOD	**74.4**	**75**	ANGLE / OVERTON-WOOD	**112.2**
25	**75**	ANGLE / OVERTON-WOOD	**84.4**	**144**	WALKER	**73.2**	**63**	JACK	**110.0**
26	**144**	WALKER	**83.2**	**60**	HAYDEN	**73.1**	**74**	AYLETT / FARRALL	**108.2**
27	**74**	AYLETT / FARRALL	**83.0**	**325**	ELLISON	**72.9**	**90**	BARNETT	**99.5**
28	**90**	BARNETT	**79.2**	**74**	AYLETT / FARRALL	**70.5**	**144**	WALKER	**89.5**

Weather / Track : Sunny / Dry

Brands Hatch GP
Circuit Length = 2.4332 miles
Start: 16:00 Flag 16:32 End: 16:41

Results can be found at www.tsl-timing.com

Printed - 16:47 Sunday, 30 June 2019

Legends of Brands Hatch Superprix

HSCC Guards Trophy

RACE 15 - STATISTICS

Competitors Started	28
Planned Start	2019-06-30 @ 15:55:00.000
Actual Start	2019-06-30 @ 16:00:17.621
Finish Time	2019-06-30 @ 16:32:32.000
Track Length	2.4332mi.
Total Laps	442
Total Distance Covered	1075.5139mi.

Session Fastest Lap History

NO	CL	NAME	LAP TIME	TIME OF DAY	LAP	VEHICLE
18	SRC	**BARTELL / GRANT**	**1:49.118**	16:02:06.758	1	Elva Mk7S
18	SRC	**BARTELL / GRANT**	**1:42.356**	16:03:49.113	2	Elva Mk7S
34	SRD	**SCHRYVER / STEPHENS**	**1:41.555**	16:03:50.048	2	Chevron B8
32	SRD	**Charlie ALLISON**	**1:41.248**	16:03:54.735	2	Chevron B8
18	SRC	**BARTELL / GRANT**	**1:41.196**	16:12:17.009	7	Elva Mk7S
32	SRD	**Charlie ALLISON**	**1:40.765**	16:15:50.959	9	Chevron B8
9	INV	**Richard PIPER**	**1:40.708**	16:25:57.162	14	Fitzgerald B2 Brahma
34	SRD	**SCHRYVER / STEPHENS**	**1:40.462**	16:30:57.606	17	Chevron B8

Session Leader History

NO	CL	NAME	FROM LAP	LAPS LED	DISTANCE	VEHICLE
18	SRC	**BARTELL / GRANT**	1	9	21.89 miles	Elva Mk7S
34	SRD	**SCHRYVER / STEPHENS**	10	1	2.43 miles	Chevron B8
14	D	**John SPIERS**	11	1	2.43 miles	TVR Griffith
32	SRD	**Charlie ALLISON**	12	1	2.43 miles	Chevron B8
38	SRD	**Daryl TAYLOR**	13	1	2.43 miles	Chevron B8
18	SRC	**BARTELL / GRANT**	14	4	9.73 miles	Elva Mk7S
32	SRD	**Charlie ALLISON**	18	1	2.43 miles	Chevron B8

Flag History

TYPE	TIME OF DAY
GREEN	16:00:17.621
SAFETY	16:32:31.546
FINISH	16:32:32.000

Flag Statistics

TYPE	COUNT	TOTAL LAPS	TOTAL TIME
Green	1	17	32:13.924
Red	0	0	0.000
Safety Car	1	0	0.453
FCY	0	0	0.000

Brands Hatch GP
Circuit Length = 2.4332 miles
Start: 16:00 Flag 16:32 End: 16:41

Weather / Track : Sunny / Dry

These results are provisional until the conclusion of any judicial and technical matters.

Clerk Of Course : Julian Floyd		Timekeeper : Nick Palmer

Legends of Brands Hatch Superprix

HSCC Guards Trophy

RACE 15 - STATISTICS

CLASS : A

4 Starters

Fastest Lap History

NO	NAME	LAP TIME	TIME OF DAY	LAP	VEHICLE
69	**Ross HYETT**	**2:01.596**	16:02:19.245	1	Lotus Elan 26R
69	**Ross HYETT**	**1:49.914**	16:04:09.159	2	Lotus Elan 26R
69	**Ross HYETT**	**1:49.145**	16:05:58.303	3	Lotus Elan 26R
69	**Ross HYETT**	**1:48.884**	16:07:47.187	4	Lotus Elan 26R
69	**Ross HYETT**	**1:48.661**	16:09:35.850	5	Lotus Elan 26R
69	**Ross HYETT**	**1:48.376**	16:13:13.311	7	Lotus Elan 26R
69	**Ross HYETT**	**1:47.820**	16:16:50.560	9	Lotus Elan 26R
69	**Ross HYETT**	**1:47.775**	16:23:59.528	12	Lotus Elan 26R

Leader History

NO	NAME	FROM LAP	LAPS LED	DISTANCE	VEHICLE
69	**Ross HYETT**	1	17	41.36 miles	Lotus Elan 26R

Brands Hatch GP

Weather / Track : Sunny / Dry

Circuit Length = 2.4332 miles

These results are provisional until the conclusion of any judicial and technical matters.

Start: 16:00 Flag 16:32 End: 16:41

Clerk Of Course : Julian Floyd		Timekeeper : Nick Palmer

Legends of Brands Hatch Superprix

HSCC Guards Trophy

RACE 15 - STATISTICS

CLASS : B

2 Starters

Fastest Lap History

NO	NAME	LAP TIME	TIME OF DAY	LAP	VEHICLE
65	**Peter THOMPSON**	**2:00.457**	16:02:18.100	1	Marcos 1800 GT
65	**Peter THOMPSON**	**1:49.199**	16:04:07.298	2	Marcos 1800 GT
65	**Peter THOMPSON**	**1:49.104**	16:07:45.818	4	Marcos 1800 GT
65	**Peter THOMPSON**	**1:48.714**	16:11:24.061	6	Marcos 1800 GT
65	**Peter THOMPSON**	**1:47.938**	16:13:11.999	7	Marcos 1800 GT
65	**Peter THOMPSON**	**1:47.902**	16:18:38.060	10	Marcos 1800 GT
65	**Peter THOMPSON**	**1:47.579**	16:29:00.975	15	Marcos 1800 GT

Leader History

NO	NAME	FROM LAP	LAPS LED	DISTANCE	VEHICLE
65	**Peter THOMPSON**	1	17	41.36 miles	Marcos 1800 GT

Brands Hatch GP

Weather / Track : Sunny / Dry

Circuit Length = 2.4332 miles

These results are provisional until the conclusion of any judicial and technical matters.

Start: 16:00 Flag 16:32 End: 16:41

Clerk Of Course : Julian Floyd		Timekeeper : Nick Palmer

Legends of Brands Hatch Superprix

HSCC Guards Trophy

RACE 15 - STATISTICS

CLASS : C

1 Starters

Fastest Lap History

NO	NAME	LAP TIME	TIME OF DAY	LAP	VEHICLE
60	**Andrew HAYDEN**	**2:09.444**	16:02:27.066	1	Austin Healey 3000 Mk3
60	**Andrew HAYDEN**	**1:54.931**	16:04:22.022	2	Austin Healey 3000 Mk3
60	**Andrew HAYDEN**	**1:53.450**	16:10:05.802	5	Austin Healey 3000 Mk3
60	**Andrew HAYDEN**	**1:52.826**	16:13:52.766	7	Austin Healey 3000 Mk3

Leader History

NO	NAME	FROM LAP	LAPS LED	DISTANCE	VEHICLE
60	**Andrew HAYDEN**	1	16	38.93 miles	Austin Healey 3000 Mk3

Brands Hatch GP
Circuit Length = 2.4332 miles
Start: 16:00 Flag 16:32 End: 16:41

Weather / Track : Sunny / Dry

These results are provisional until the conclusion of any judicial and technical matters.

Clerk Of Course : Julian Floyd		Timekeeper : Nick Palmer

Legends of Brands Hatch Superprix

HSCC Guards Trophy

RACE 15 - STATISTICS

CLASS : D

2 Starters

Fastest Lap History

NO	NAME	LAP TIME	TIME OF DAY	LAP	VEHICLE
14	**John SPIERS**	**1:51.280**	16:02:08.860	1	TVR Griffith
14	**John SPIERS**	**1:42.121**	16:03:51.037	2	TVR Griffith
14	**John SPIERS**	**1:42.042**	16:05:33.080	3	TVR Griffith

Leader History

NO	NAME	FROM LAP	LAPS LED	DISTANCE	VEHICLE
14	**John SPIERS**	1	18	43.79 miles	TVR Griffith

Brands Hatch GP
Circuit Length = 2.4332 miles
Start: 16:00 Flag 16:32 End: 16:41

Weather / Track : Sunny / Dry

These results are provisional until the conclusion of any judicial and technical matters.

Clerk Of Course : Julian Floyd		Timekeeper : Nick Palmer

Legends of Brands Hatch Superprix

HSCC Guards Trophy

RACE 15 - STATISTICS

CLASS : INV

1 Starters

Fastest Lap History

NO	NAME	LAP TIME	TIME OF DAY	LAP	VEHICLE
9	**Richard PIPER**	**1:57.062**	16:02:14.696	1	Fitzgerald B2 Brahma
9	**Richard PIPER**	**1:45.153**	16:03:59.849	2	Fitzgerald B2 Brahma
9	**Richard PIPER**	**1:42.865**	16:05:42.714	3	Fitzgerald B2 Brahma
9	**Richard PIPER**	**1:42.369**	16:07:25.083	4	Fitzgerald B2 Brahma
9	**Richard PIPER**	**1:42.245**	16:09:07.327	5	Fitzgerald B2 Brahma
9	**Richard PIPER**	**1:41.676**	16:10:49.003	6	Fitzgerald B2 Brahma
9	**Richard PIPER**	**1:41.505**	16:14:12.300	8	Fitzgerald B2 Brahma
9	**Richard PIPER**	**1:40.708**	16:25:57.162	14	Fitzgerald B2 Brahma

Leader History

NO	NAME	FROM LAP	LAPS LED	DISTANCE	VEHICLE
9	**Richard PIPER**	1	18	43.79 miles	Fitzgerald B2 Brahma

Brands Hatch GP

Weather / Track : Sunny / Dry

Circuit Length = 2.4332 miles

These results are provisional until the conclusion of any judicial and technical matters.

Start: 16:00 Flag 16:32 End: 16:41

Clerk Of Course : Julian Floyd		Timekeeper : Nick Palmer

Legends of Brands Hatch Superprix

HSCC Guards Trophy

RACE 15 - STATISTICS

CLASS : SRB

7 Starters

Fastest Lap History

NO	NAME	LAP TIME	TIME OF DAY	LAP	VEHICLE
25	**HIBBERD / HIBBERD**	**1:51.147**	16:02:08.794	1	Lotus 23B
25	**HIBBERD / HIBBERD**	**1:44.405**	16:03:53.200	2	Lotus 23B
39	**Peter DE LA ROCHE**	**1:42.620**	16:03:56.327	2	Lotus 23B
39	**Peter DE LA ROCHE**	**1:42.397**	16:05:38.725	3	Lotus 23B
39	**Peter DE LA ROCHE**	**1:42.138**	16:10:47.451	6	Lotus 23B
39	**Peter DE LA ROCHE**	**1:41.581**	16:12:29.032	7	Lotus 23B
25	**HIBBERD / HIBBERD**	**1:41.480**	16:24:13.259	13	Lotus 23B
39	**Peter DE LA ROCHE**	**1:41.337**	16:25:56.971	14	Lotus 23B

Leader History

NO	NAME	FROM LAP	LAPS LED	DISTANCE	VEHICLE
25	**HIBBERD / HIBBERD**	1	5	12.16 miles	Lotus 23B
39	**Peter DE LA ROCHE**	6	4	9.73 miles	Lotus 23B
48	**Benn TILLEY**	10	1	2.43 miles	Lotus 23B
23	**Darren WILSON**	11	1	2.43 miles	Lotus 23B
25	**HIBBERD / HIBBERD**	12	5	12.16 miles	Lotus 23B
39	**Peter DE LA ROCHE**	17	2	4.86 miles	Lotus 23B

Brands Hatch GP

Weather / Track : Sunny / Dry

Circuit Length = 2.4332 miles

These results are provisional until the conclusion of any judicial and technical matters.

Start: 16:00 Flag 16:32 End: 16:41

Clerk Of Course : Julian Floyd		Timekeeper : Nick Palmer

Legends of Brands Hatch Superprix

HSCC Guards Trophy

RACE 15 - STATISTICS

CLASS : SRC

1 Starters

Fastest Lap History

NO	NAME	LAP TIME	TIME OF DAY	LAP	VEHICLE
18	**BARTELL / GRANT**	**1:49.118**	16:02:06.758	1	Elva Mk7S
18	**BARTELL / GRANT**	**1:42.356**	16:03:49.113	2	Elva Mk7S
18	**BARTELL / GRANT**	**1:41.580**	16:05:30.694	3	Elva Mk7S
18	**BARTELL / GRANT**	**1:41.567**	16:08:54.380	5	Elva Mk7S
18	**BARTELL / GRANT**	**1:41.435**	16:10:35.815	6	Elva Mk7S
18	**BARTELL / GRANT**	**1:41.196**	16:12:17.009	7	Elva Mk7S

Leader History

NO	NAME	FROM LAP	LAPS LED	DISTANCE	VEHICLE
18	**BARTELL / GRANT**	1	18	43.79 miles	Elva Mk7S

Brands Hatch GP

Weather / Track : Sunny / Dry

Circuit Length = 2.4332 miles

These results are provisional until the conclusion of any judicial and technical matters.

Start: 16:00 Flag 16:32 End: 16:41

Clerk Of Course : Julian Floyd		Timekeeper : Nick Palmer

Legends of Brands Hatch Superprix

HSCC Guards Trophy

RACE 15 - STATISTICS

CLASS : SRD

9 Starters

Fastest Lap History

NO	NAME	LAP TIME	TIME OF DAY	LAP	VEHICLE
34	**SCHRYVER / STEPHENS**	**1:50.855**	16:02:08.493	1	Chevron B8
34	**SCHRYVER / STEPHENS**	**1:41.555**	16:03:50.048	2	Chevron B8
32	**Charlie ALLISON**	**1:41.248**	16:03:54.735	2	Chevron B8
32	**Charlie ALLISON**	**1:40.765**	16:15:50.959	9	Chevron B8
32	**Charlie ALLISON**	**1:40.737**	16:27:25.103	15	Chevron B8
34	**SCHRYVER / STEPHENS**	**1:40.462**	16:30:57.606	17	Chevron B8

Leader History

NO	NAME	FROM LAP	LAPS LED	DISTANCE	VEHICLE
34	**SCHRYVER / STEPHENS**	1	10	24.33 miles	Chevron B8
32	**Charlie ALLISON**	11	2	4.86 miles	Chevron B8
38	**Daryl TAYLOR**	13	1	2.43 miles	Chevron B8
32	**Charlie ALLISON**	14	5	12.16 miles	Chevron B8

Brands Hatch GP

Weather / Track : Sunny / Dry

Circuit Length = 2.4332 miles

These results are provisional until the conclusion of any judicial and technical matters.

Start: 16:00 Flag 16:32 End: 16:41

Clerk Of Course : Julian Floyd		Timekeeper : Nick Palmer

Legends of Brands Hatch Superprix

HSCC Guards Trophy

RACE 15 - STATISTICS

CLASS : SRE

1 Starters

Fastest Lap History

NO	NAME	LAP TIME	TIME OF DAY	LAP	VEHICLE
41	**Brian CASEY**	**2:03.837**	16:02:21.488	1	Lenham P69
41	**Brian CASEY**	**1:50.733**	16:04:12.220	2	Lenham P69
41	**Brian CASEY**	**1:49.682**	16:28:17.505	14	Lenham P69

Leader History

NO	NAME	FROM LAP	LAPS LED	DISTANCE	VEHICLE
41	**Brian CASEY**	1	17	41.36 miles	Lenham P69

Brands Hatch GP

Weather / Track : Sunny / Dry

Circuit Length = 2.4332 miles

These results are provisional until the conclusion of any judicial and technical matters.

Start: 16:00 Flag 16:32 End: 16:41

Clerk Of Course : Julian Floyd		Timekeeper : Nick Palmer

Sheet No:

Legends of Brands Hatch Superprix

HSCC 70's Road Sports

QUALIFYING - RACE 16 - CLASSIFICATION

POS	NO	CL	PIC	NAME	ENTRY	TIME	ON	LAPS	GAP	DIFF	MPH
1	1	C	1	**Jeremy CLARK**	Lotus Elan S4	**1:48.787**	6	8			80.52
2	19	C	2	**Will LEVERETT**	Lotus Europa	**1:48.868**	6	8	**0.081**	0.081	80.46
3	20	C	3	**Mark LEVERETT**	Lotus Elan S4	**1:50.445**	7	8	**1.658**	1.577	79.31
4	72	C	4	**Jim DEAN**	Lotus Europa	**1:50.532**	4	6	**1.745**	0.087	79.25
5	45	I	1	**Rupert ASHDOWN**	Lotus Elan	**1:51.322**	7	8	**2.535**	0.790	78.68
6	151	B	1	**John DICKSON**	Ferrari 308 GTB	**1:51.357**	4	5	**2.570**	0.035	78.66
7	114	B	2	**Jai SHARMA**	Ferrari 308 GTB	**1:52.127**	3	7	**3.340**	0.770	78.12
8	2	A	1	**Adam BAGNALL**	Jaguar E-type S2 FHC	**1:53.252**	3	8	**4.465**	1.125	77.34
9	37	B	3	**Nic STRONG**	Marcos GT	**1:53.361**	5	8	**4.574**	0.109	77.27
10	131	A	2	**Mark BENNETT**	MGB GTV8	**1:53.375**	4	8	**4.588**	0.014	77.26
11	42	B	4	**Dave KARASKAS**	TVR 3000M	**1:54.377**	3	7	**5.590**	1.002	76.58
12	11	C	5	**Howard PAYNE**	Lotus Europa	**1:54.631**	5	8	**5.844**	0.254	76.41
13	128	B	5	**John HALL**	Datsun 260Z	**1:55.150**	8	8	**6.363**	0.519	76.07
14	74	D	1	**Mike NEUMANN**	Alfa Romeo 2000 GTV	**1:55.709**	7	7	**6.922**	0.559	75.70
15	38*	I	2	**Alan BULL**	Porsche 924	**1:56.568**	7	7	**7.781**	0.859	75.14
16	14	C	6	**Chris HOLLAND**	Lotus Seven S4	**1:57.970**	7	7	**9.183**	1.402	74.25
17	12	I	3	**Johan DENEKAMP**	Marcos 1800 GT	**1:58.158**	6	7	**9.371**	0.188	74.13
18	96	I	4	**Adam ROSS**	Alfa Romeo 1750 Spider Veloce	**1:58.563**	2	7	**9.776**	0.405	73.88
19	4	D	2	**Ken RORRISON**	Alfa Romeo 2000 GTV	**1:58.823**	5	7	**10.036**	0.260	73.72
20	61	D	3	**Lawrence ALEXANDER**	Alfa Romeo GTV	**1:59.345**	6	7	**10.558**	0.522	73.39
21	56	D	4	**Sarah HUTCHISON**	Lancia Beta	**2:00.016**	8	8	**11.229**	0.671	72.98
22	28	D	5	**Simon BAINES**	Porsche 924	**2:00.563**	6	7	**11.776**	0.547	72.65
23	25*	D	6	**William JENKINS**	Porsche 914-6	**2:03.969**	5	6	**15.182**	3.406	70.66
24	10	C	7	**Nigel ASHLEY**	Lotus Europa	**2:11.143**	7	7	**22.356**	7.174	66.79
25	44*	I	5	**Tom OWEN**	Datsun 240Z	**2:11.337**	6	6	**22.550**	0.194	66.69
26	22*	I	6	**Julian REICHMAN**	MG Midget	**2:15.611**	3	6	**26.824**	4.274	64.59
27	3	D	7	**Pete CONNELL**	Porsche 924	**2:18.122**	7	7	**29.335**	2.511	63.42

***Cars 22, 25 & 44 require working transponders - Regulation Q12.2.1 refers.**
A 30 second penalty will be applied if not working in the race.

Car 38 - two transponders fitted - please remove 7387241.

Brands Hatch GP
Circuit Length = 2.4332 miles
Start: 10:23 Flag 10:38 End: 10:41

Weather / Track : Sunny / Dry
These results are provisional until the conclusion of any judicial and technical matters.

Clerk Of Course : Julian Floyd		Timekeeper : Nick Palmer

Results can be found at www.tsl-timing.com

Printed - 10:43 Sunday, 30 June 2019

Legends of Brands Hatch Superprix

HSCC 70's Road Sports

QUALIFYING - RACE 16 - SECTOR ANALYSIS

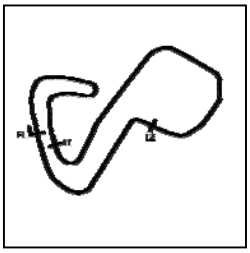

SECTOR 1 = FL to I1, SECTOR 2 = I1 to I2, SECTOR 3 = I2 to FL, DIFF = Difference To Personal Best Lap, P = Crossed Finish Line in Pit Lane, D = Time Disallowed

P1 1 C Jeremy CLARK Lotus Elan S4

IDEAL LAP TIME : 1:48.121 BEST LAP TIME : 1:48.787 DIFFERENCE : 0.666

LAP	SECTOR 1		SECTOR 2		SECTOR 3		LAP TIME	MPH	DIFF	TIME OF DAY
1 -	OUTLAP	83.7	51.951	69.9	26.984	110.7	1:59.936	73.03	11.149	10:26:26.159
2 -	35.200	86.0	49.554	75.0	26.121	***112.4***	1:50.875	79.00	2.088	10:28:17.034
3 -	34.748	85.9	53.320	58.5	27.201	112.0	1:55.269	75.99	6.482	10:30:12.303
4 -	34.157	***89.0***	49.042	78.7	***25.816***	***112.4***	1:49.015 **(3)**	80.35	0.228	10:32:01.318
5 -	***33.859***	87.9	49.815	79.8	26.203	110.9	1:49.877	79.72	1.090	10:33:51.195
6 -	34.331	88.1	***48.446***	79.7	26.010	111.4	***1:48.787*** **(1)**	***80.52***		***10:35:39.982***
7 -	34.031	87.2	48.919	***80.5***	25.952	112.0	1:48.902 **(2)**	80.43	0.115	10:37:28.884
8 -	36.878	78.5	52.535	71.3	26.948	91.1	1:56.361	75.28	7.574	10:39:25.245

P2 19 C Will LEVERETT Lotus Europa

IDEAL LAP TIME : 1:48.855 BEST LAP TIME : 1:48.868 DIFFERENCE : 0.013

LAP	SECTOR 1		SECTOR 2		SECTOR 3		LAP TIME	MPH	DIFF	TIME OF DAY
1 -	OUTLAP	72.1	55.457	63.8	26.944	108.4	2:04.314	70.46	15.446	10:26:18.688
2 -	34.537	84.6	49.779	71.7	26.406	110.1	1:50.722	79.11	1.854	10:28:09.410
3 -	34.415	86.5	49.529	71.8	26.404	110.0	1:50.348	79.38	1.480	10:29:59.758
4 -	34.212	87.7	48.795	74.3	26.096	110.0	1:49.103 **(2)**	80.28	0.235	10:31:48.861
5 -	***34.090***	***88.8***	52.289	69.3	26.126	110.3	1:52.505	77.86	3.637	10:33:41.366
6 -	34.103	***88.8***	***48.704***	72.5	***26.061***	***111.1***	***1:48.868*** **(1)**	***80.46***		***10:35:30.234***
7 -	34.218	***88.8***	49.594	***75.5***	26.239	109.8	1:50.051 **(3)**	79.59	1.183	10:37:20.285
8 -	34.278	87.9	49.674	74.2	26.342	109.8	1:50.294	79.42	1.426	10:39:10.579

P3 20 C Mark LEVERETT Lotus Elan S4

IDEAL LAP TIME : 1:50.426 BEST LAP TIME : 1:50.445 DIFFERENCE : 0.019

LAP	SECTOR 1		SECTOR 2		SECTOR 3		LAP TIME	MPH	DIFF	TIME OF DAY
1 -	OUTLAP	71.3	55.099	69.6	27.891	109.1	2:07.888	68.49	17.443	10:26:33.372
2 -	36.712	79.5	51.456	71.7	26.922	111.1	1:55.090	76.11	4.645	10:28:28.462
3 -	35.281	84.8	49.637	***79.1***	***26.362***	111.1	1:51.280 **(3)**	78.71	0.835	10:30:19.742
4 -	35.099	85.7	49.684	74.1	26.715	111.8	1:51.498	78.56	1.053	10:32:11.240
5 -	34.958	83.7	49.908	74.2	27.167	***112.9***	1:52.033	78.18	1.588	10:34:03.273
6 -	35.050	***86.2***	50.275	78.8	26.616	***112.9***	1:51.941	78.25	1.496	10:35:55.214
7 -	***34.868***	85.7	***49.196***	77.9	26.381	112.4	***1:50.445*** **(1)**	***79.31***		***10:37:45.659***
8 -	35.085	85.9	49.403	76.4	26.618	111.6	1:51.106 **(2)**	78.84	0.661	10:39:36.765

P4 72 C Jim DEAN Lotus Europa

IDEAL LAP TIME : 1:50.420 BEST LAP TIME : 1:50.532 DIFFERENCE : 0.112

LAP	SECTOR 1		SECTOR 2		SECTOR 3		LAP TIME	MPH	DIFF	TIME OF DAY
1 -	OUTLAP	70.9	57.207	62.0	28.647	106.1	2:06.765	69.10	16.233	10:26:23.080
2 -	36.280	83.7	50.232	71.5	26.906	109.4	1:53.418 **(3)**	77.23	2.886	10:28:16.498
3 -	***34.827***	87.7	49.882	72.7	26.449	110.0	1:51.158 **(2)**	78.80	0.626	10:30:07.656
4 -	34.939	***91.0***	***49.295***	***73.4***	***26.298***	***110.9***	***1:50.532*** **(1)**	***79.25***		***10:31:58.188***
5 -	35.102	83.9	52.998	68.8	27.964	109.6	1:56.064	75.47	5.532	10:33:54.252
6 -	36.312	86.2	1:01.429	59.9	31.423	90.4	2:09.164	67.81	18.632	10:36:03.416

P5 45 I Rupert ASHDOWN Lotus Elan

IDEAL LAP TIME : 1:51.181 BEST LAP TIME : 1:51.322 DIFFERENCE : 0.141

LAP	SECTOR 1		SECTOR 2		SECTOR 3		LAP TIME	MPH	DIFF	TIME OF DAY
1 -	OUTLAP	77.9	53.485	69.1	27.400	109.1	2:01.418	72.14	10.096	10:27:21.511
2 -	36.841	81.7	55.957	63.4	27.863	112.2	2:00.661	72.59	9.339	10:29:22.172
3 -	36.243	83.5	50.486	74.3	26.661	115.1	1:53.390	77.25	2.068	10:31:15.562
4 -	35.248	85.1	52.231	72.4	26.766	***115.3***	1:54.245	76.67	2.923	10:33:09.807
5 -	35.135	85.3	51.131	69.6	27.504	112.9	1:53.770	76.99	2.448	10:35:03.577
6 -	35.478	85.2	50.742	72.1	***26.645***	114.1	1:52.865 **(3)**	77.61	1.543	10:36:56.442
7 -	***34.932***	***87.4***	***49.604***	***76.1***	26.786	113.5	***1:51.322*** **(1)**	***78.68***		***10:38:47.764***
8 -	35.146	85.3	49.813	71.5	27.127	113.9	1:52.086 **(2)**	78.15	0.764	10:40:39.850

Weather / Track : Sunny / Dry

Brands Hatch GP
Circuit Length = 2.4332 miles
Start: 10:23 Flag 10:38 End: 10:41

Legends of Brands Hatch Superprix

HSCC 70's Road Sports

QUALIFYING - RACE 16 - SECTOR ANALYSIS

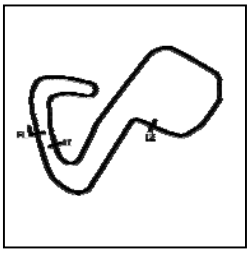

SECTOR 1 = FL to I1, SECTOR 2 = I1 to I2, SECTOR 3 = I2 to FL, DIFF = Difference To Personal Best Lap, P = Crossed Finish Line in Pit Lane, D = Time Disallowed

P6 151 B John DICKSON Ferrari 308 GTB

IDEAL LAP TIME : 1:50.743 BEST LAP TIME : 1:51.357 DIFFERENCE : 0.614

LAP	SECTOR 1		SECTOR 2		SECTOR 3		LAP TIME	MPH	DIFF	TIME OF DAY
1 -	OUTLAP	73.2	55.347	68.1	28.353	108.0	2:05.505	69.79	14.148	10:26:58.368
2 -	37.569	79.4	52.243	74.6	27.605	111.6	1:57.417	74.60	6.060	10:28:55.785
3 -	35.979	83.9	50.444	76.8	26.112	***115.1***	1:52.535 **(3)**	77.84	1.178	10:30:48.320
4 -	35.118	82.8	50.156	77.4	***26.083***	114.7	***1:51.357*** **(1)**	***78.66***		***10:32:39.677***
5 -	***34.831***	***90.5***	***49.829***	***79.1***	26.803	105.8	1:51.463 **(2)**	78.58	0.106	10:34:31.140

P7 114 B Jai SHARMA Ferrari 308 GTB

IDEAL LAP TIME : 1:52.127 BEST LAP TIME : 1:52.127 DIFFERENCE : 0.000

LAP	SECTOR 1		SECTOR 2		SECTOR 3		LAP TIME	MPH	DIFF	TIME OF DAY
1 -	OUTLAP	59.9	56.618	60.8	28.683	107.7	2:52.070	50.90	59.943	10:28:07.160
2 -	37.958	85.4	51.757	69.1	26.805	109.6	1:56.520	75.17	4.393	10:30:03.680
3 -	***35.443***	85.8	***50.025***	67.5	***26.659***	103.0	***1:52.127*** **(1)**	***78.12***		***10:31:55.807***
4 -	36.247	84.2	51.740	***71.6***	27.585	107.7	1:55.572	75.79	3.445	10:33:51.379
5 -	36.068	***87.1***	50.847	68.0	26.827	***110.5***	1:53.742 **(2)**	77.01	1.615	10:35:45.121
6 -	35.913	83.6	51.110	65.5	27.400	108.5	1:54.423 **(3)**	76.55	2.296	10:37:39.544
7 -	36.407	81.4	52.185	63.3	27.669	109.8	1:56.261	75.34	4.134	10:39:35.805

P8 2 A Adam BAGNALL Jaguar E-type S2 FHC

IDEAL LAP TIME : 1:52.827 BEST LAP TIME : 1:53.252 DIFFERENCE : 0.425

LAP	SECTOR 1		SECTOR 2		SECTOR 3		LAP TIME	MPH	DIFF	TIME OF DAY
1 -	OUTLAP	68.8	55.551	55.0	27.991	112.7	2:05.754	69.65	12.502	10:27:10.832
2 -	36.770	71.9	52.225	67.3	26.602	***115.5***	1:55.597	75.77	2.345	10:29:06.429
3 -	***35.549***	80.4	51.286	67.5	***26.417***	***115.5***	***1:53.252*** **(1)**	***77.34***		***10:30:59.681***
4 -	35.782	***86.1***	***50.861***	67.7	26.667	113.3	1:53.310 **(2)**	77.30	0.058	10:32:52.991
5 -	36.321	78.7	52.155	69.1	26.884	113.7	1:55.360	75.93	2.108	10:34:48.351
6 -	36.210	81.1	51.413	***71.3***	26.419	114.3	1:54.042 **(3)**	76.81	0.790	10:36:42.393
7 -	35.849	83.6	52.941	70.1	27.074	113.1	1:55.864	75.60	2.612	10:38:38.257
8 -	35.998	79.7	53.227	67.5	27.130	101.3	1:56.355	75.28	3.103	10:40:34.612

P9 37 B Nic STRONG Marcos GT

IDEAL LAP TIME : 1:53.049 BEST LAP TIME : 1:53.361 DIFFERENCE : 0.312

LAP	SECTOR 1		SECTOR 2		SECTOR 3		LAP TIME	MPH	DIFF	TIME OF DAY
1 -	OUTLAP	81.6	55.930	70.4	30.161	109.2	2:08.328	68.26	14.967	10:26:59.837
2 -	37.320	77.7	53.245	70.0	27.854	115.7	1:58.419	73.97	5.058	10:28:58.256
3 -	35.950	80.6	51.715	72.1	26.562	115.9	1:54.227 **(3)**	76.68	0.866	10:30:52.483
4 -	36.077	77.4	51.721	69.6	26.695	115.7	1:54.493	76.50	1.132	10:32:46.976
5 -	***35.335***	***84.0***	***51.371***	***73.4***	26.655	116.9	***1:53.361*** **(1)**	***77.27***		***10:34:40.337***
6 -	35.857	***84.0***	51.680	67.7	26.584	117.1	1:54.121 **(2)**	76.75	0.760	10:36:34.458
7 -	36.989	77.6	52.186	72.5	***26.343***	118.5	1:55.518	75.83	2.157	10:38:29.976
8 -	36.038	77.7	51.838	71.7	26.611	***118.7***	1:54.487	76.51	1.126	10:40:24.463

P10 131 A Mark BENNETT MGB GTV8

IDEAL LAP TIME : 1:53.375 BEST LAP TIME : 1:53.375 DIFFERENCE : 0.000

LAP	SECTOR 1		SECTOR 2		SECTOR 3		LAP TIME	MPH	DIFF	TIME OF DAY
1 -	OUTLAP	73.1	54.056	61.7	29.122	104.2	2:04.446	70.39	11.071	10:26:52.197
2 -	37.708	78.5	52.466	70.8	27.330	110.3	1:57.504	74.54	4.129	10:28:49.701
3 -	35.684	81.0	51.454	74.8	27.090	110.9	1:54.228 **(2)**	76.68	0.853	10:30:43.929
4 -	***35.605***	***84.3***	***50.755***	***75.6***	***27.015***	111.1	***1:53.375*** **(1)**	***77.26***		***10:32:37.304***
5 -	38.077	83.8	52.687	70.3	27.830	***112.0***	1:58.594	73.86	5.219	10:34:35.898
6 -	36.330	81.2	51.625	72.8	27.169	108.9	1:55.124	76.09	1.749	10:36:31.022
7 -	36.210	84.2	51.059	73.9	27.090	111.1	1:54.359 **(3)**	76.59	0.984	10:38:25.381
8 -	36.179	78.3	51.413	69.5	27.451	109.4	1:55.043	76.14	1.668	10:40:20.424

Weather / Track : Sunny / Dry

Brands Hatch GP
Circuit Length = 2.4332 miles
Start: 10:23 Flag 10:38 End: 10:41

Legends of Brands Hatch Superprix

HSCC 70's Road Sports

QUALIFYING - RACE 16 - SECTOR ANALYSIS

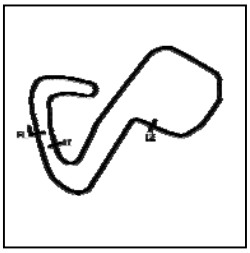

SECTOR 1 = FL to I1, SECTOR 2 = I1 to I2, SECTOR 3 = I2 to FL, DIFF = Difference To Personal Best Lap, P = Crossed Finish Line in Pit Lane, D = Time Disallowed

P11 42 B Dave KARASKAS TVR 3000M

IDEAL LAP TIME : 1:53.094 BEST LAP TIME : 1:54.377 DIFFERENCE : 1.283

LAP	SECTOR 1		SECTOR 2		SECTOR 3		LAP TIME		MPH	DIFF	TIME OF DAY
1 -	OUTLAP	66.0	59.315	53.1	29.913	96.4	2:13.648		65.54	19.271	10:26:52.326
2 -	38.676	73.9	54.204	65.5	28.120	108.5	2:01.000		72.39	6.623	10:28:53.326
3 -	36.211	84.0	***51.169***	71.6	26.997	110.9	***1:54.377***	**(1)**	***76.58***		***10:30:47.703***
4 -	37.939	71.6	52.127	70.8	27.173	108.7	1:57.239	**(3)**	74.71	2.862	10:32:44.942
5 -	35.956	84.9	54.932	57.8	IN PIT		3:49.466	**P**	38.17	1:55.089	10:36:34.408
6 -	OUTLAP	84.8	51.210	***77.5***	***26.871***	***111.8***	1:58.077		74.18	3.700	10:38:32.485
7 -	***35.054***	***85.2***	52.271	63.9	27.699	111.4	1:55.024	**(2)**	76.15	0.647	10:40:27.509

P12 11 C Howard PAYNE Lotus Europa

IDEAL LAP TIME : 1:54.631 BEST LAP TIME : 1:54.631 DIFFERENCE : 0.000

LAP	SECTOR 1		SECTOR 2		SECTOR 3		LAP TIME		MPH	DIFF	TIME OF DAY
1 -	OUTLAP	60.3	1:00.406	58.7	29.885	105.5	2:18.674		63.16	24.043	10:27:01.617
2 -	37.412	75.4	55.461	68.1	27.869	108.0	2:00.742		72.55	6.111	10:29:02.359
3 -	36.769	79.4	52.620	71.9	27.529	107.8	1:56.918		74.92	2.287	10:30:59.277
4 -	37.140	77.2	52.598	72.4	27.268	***109.1***	1:57.006		74.86	2.375	10:32:56.283
5 -	***35.346***	78.7	***52.174***	72.2	***27.111***	***109.1***	***1:54.631***	**(1)**	***76.41***		***10:34:50.914***
6 -	35.475	75.2	52.245	***73.9***	27.565	108.0	1:55.285	**(3)**	75.98	0.654	10:36:46.199
7 -	35.676	***80.5***	52.381	67.9	27.828	105.1	1:55.885		75.59	1.254	10:38:42.084
8 -	35.515	79.4	52.519	72.3	27.221	107.8	1:55.255	**(2)**	76.00	0.624	10:40:37.339

P13 128 B John HALL Datsun 260Z

IDEAL LAP TIME : 1:54.477 BEST LAP TIME : 1:55.150 DIFFERENCE : 0.673

LAP	SECTOR 1		SECTOR 2		SECTOR 3		LAP TIME		MPH	DIFF	TIME OF DAY
1 -	OUTLAP	76.0	1:03.983	54.9	29.972	94.9	2:18.826		63.09	23.676	10:26:51.672
2 -	40.053	75.7	56.427	68.3	28.959	104.0	2:05.439		69.83	10.289	10:28:57.111
3 -	36.289	84.8	54.361	67.9	27.632	105.8	1:58.282		74.05	3.132	10:30:55.393
4 -	35.880	82.7	52.967	73.9	27.708	106.6	1:56.555	**(3)**	75.15	1.405	10:32:51.948
5 -	***35.579***	***84.9***	52.049	***76.5***	28.731	102.1	1:56.359	**(2)**	75.28	1.209	10:34:48.307
6 -	37.656	77.9	53.705	75.1	***27.177***	107.7	1:58.538		73.89	3.388	10:36:46.845
7 -	35.749	84.5	53.061	69.3	28.143	***108.5***	1:56.953		74.90	1.803	10:38:43.798
8 -	35.866	83.4	***51.721***	68.8	27.563	105.6	***1:55.150***	**(1)**	***76.07***		***10:40:38.948***

P14 74 D Mike NEUMANN Alfa Romeo 2000 GTV

IDEAL LAP TIME : 1:55.709 BEST LAP TIME : 1:55.709 DIFFERENCE : 0.000

LAP	SECTOR 1		SECTOR 2		SECTOR 3		LAP TIME		MPH	DIFF	TIME OF DAY
1 -	OUTLAP	73.3	56.305	69.8	29.184	97.6	2:06.776		69.09	11.067	10:27:09.595
2 -	37.771	70.0	55.848	64.7	29.517	96.8	2:03.136		71.13	7.427	10:29:12.731
3 -	36.771	79.8	52.614	73.4	27.842	99.5	1:57.227		74.72	1.518	10:31:09.958
4 -	36.844	***80.1***	52.503	***75.6***	27.853	98.6	1:57.200	**(3)**	74.74	1.491	10:33:07.158
5 -	36.112	79.8	52.238	70.8	28.521	99.4	1:56.871	**(2)**	74.95	1.162	10:35:04.029
6 -	37.297	76.8	56.032	66.8	28.725	98.3	2:02.054		71.77	6.345	10:37:06.083
7 -	***36.105***	80.0	***51.777***	75.1	***27.827***	***99.7***	***1:55.709***	**(1)**	***75.70***		***10:39:01.792***

P15 38 I Alan BULL Porsche 924

IDEAL LAP TIME : 1:56.510 BEST LAP TIME : 1:56.568 DIFFERENCE : 0.058

LAP	SECTOR 1		SECTOR 2		SECTOR 3		LAP TIME		MPH	DIFF	TIME OF DAY
1 -	OUTLAP	76.8	53.924	68.4	29.588	99.2	2:03.970		70.66	7.402	10:27:21.000
2 -	35.933	***78.8***	57.660	63.0	29.047	***99.4***	2:02.640		71.42	6.072	10:29:23.640
3 -	36.373	76.6	57.111	74.7	28.602	98.5	2:02.086		71.75	5.518	10:31:25.726
4 -	35.910	77.3	52.839	***76.9***	28.310	98.3	1:57.059	**(2)**	74.83	0.491	10:33:22.785
5 -	36.036	78.2	53.608	73.8	***28.021***	99.2	1:57.665		74.44	1.097	10:35:20.450
6 -	36.034	78.3	53.026	74.6	28.176	98.8	1:57.236	**(3)**	74.71	0.668	10:37:17.686
7 -	***35.747***	78.0	***52.742***	72.6	28.079	98.5	***1:56.568***	**(1)**	***75.14***		***10:39:14.254***

Weather / Track : Sunny / Dry

Brands Hatch GP
Circuit Length = 2.4332 miles
Start: 10:23 Flag 10:38 End: 10:41

Legends of Brands Hatch Superprix

HSCC 70's Road Sports

QUALIFYING - RACE 16 - SECTOR ANALYSIS

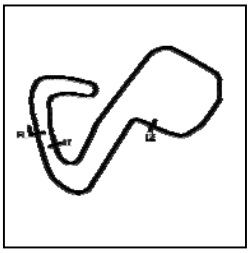

SECTOR 1 = FL to I1, SECTOR 2 = I1 to I2, SECTOR 3 = I2 to FL, DIFF = Difference To Personal Best Lap, P = Crossed Finish Line in Pit Lane, D = Time Disallowed

P16 14 C Chris HOLLAND Lotus Seven S4

IDEAL LAP TIME : 1:57.584 BEST LAP TIME : 1:57.970 DIFFERENCE : 0.386

LAP	SECTOR 1		SECTOR 2		SECTOR 3		LAP TIME	MPH	DIFF	TIME OF DAY
1 -	OUTLAP	74.0	58.216	55.5	29.940	105.3	2:12.830	65.94	14.860	10:27:02.345
2 -	38.196	75.6	55.789	65.7	28.191	***106.1***	2:02.176	71.69	4.206	10:29:04.521
3 -	***37.031***	***80.7***	53.823	68.1	28.199	105.0	1:59.053 **(3)**	73.57	1.083	10:31:03.574
4 -	37.721	78.9	53.943	67.9	28.263	104.8	1:59.927	73.04	1.957	10:33:03.501
5 -	38.063	76.8	53.655	70.1	28.222	103.7	1:59.940	73.03	1.970	10:35:03.441
6 -	37.662	78.6	***52.983***	72.6	***27.570***	104.5	1:58.215 **(2)**	74.10	0.245	10:37:01.656
7 -	37.377	79.5	53.020	***73.1***	27.573	103.5	***1:57.970*** **(1)**	***74.25***		***10:38:59.626***

P17 12 I Johan DENEKAMP Marcos 1800 GT

IDEAL LAP TIME : 1:57.177 BEST LAP TIME : 1:58.158 DIFFERENCE : 0.981

LAP	SECTOR 1		SECTOR 2		SECTOR 3		LAP TIME	MPH	DIFF	TIME OF DAY
1 -	OUTLAP	70.6	1:00.688	58.8	31.768	95.4	2:22.075	61.65	23.917	10:28:19.682
2 -	40.229	75.5	56.256	65.3	29.250	98.2	2:05.735	69.66	7.577	10:30:25.417
3 -	38.887	78.2	53.400	69.1	28.481	103.2	2:00.768	72.53	2.610	10:32:26.185
4 -	37.603	79.8	52.995	71.3	28.510	103.2	1:59.108	73.54	0.950	10:34:25.293
5 -	37.711	79.3	***52.864***	70.5	***27.730***	***106.1***	1:58.305 **(2)**	74.04	0.147	10:36:23.598
6 -	***36.583***	***83.1***	53.520	***71.5***	28.055	***106.1***	***1:58.158*** **(1)**	***74.13***		***10:38:21.756***
7 -	37.203	82.4	53.419	67.1	28.188	100.7	1:58.810 **(3)**	73.72	0.652	10:40:20.566

P18 96 I Adam ROSS Alfa Romeo 1750 Spider Veloce

IDEAL LAP TIME : 1:57.894 BEST LAP TIME : 1:58.563 DIFFERENCE : 0.669

LAP	SECTOR 1		SECTOR 2		SECTOR 3		LAP TIME	MPH	DIFF	TIME OF DAY
1 -	OUTLAP	78.4	53.419	70.6	28.116	101.0	2:04.932	70.11	6.369	10:28:35.080
2 -	37.360	82.0	***53.276***	74.1	27.927	101.9	***1:58.563*** **(1)**	***73.88***		***10:30:33.643***
3 -	37.336	***82.1***	53.599	69.6	28.076	101.3	1:59.011 **(2)**	73.60	0.448	10:32:32.654
4 -	38.193	75.2	53.506	69.3	28.502	102.1	2:00.201	72.87	1.638	10:34:32.855
5 -	38.246	78.6	53.949	***76.3***	27.757	***102.9***	1:59.952 **(3)**	73.02	1.389	10:36:32.807
6 -	39.536	74.3	55.470	***76.3***	***27.662***	102.1	2:02.668	71.41	4.105	10:38:35.475
7 -	***36.956***	80.8	55.716	72.0	27.761	***102.9***	2:00.433	72.73	1.870	10:40:35.908

P19 4 D Ken RORRISON Alfa Romeo 2000 GTV

IDEAL LAP TIME : 1:58.423 BEST LAP TIME : 1:58.823 DIFFERENCE : 0.400

LAP	SECTOR 1		SECTOR 2		SECTOR 3		LAP TIME	MPH	DIFF	TIME OF DAY
1 -	OUTLAP	71.1	57.249	65.0	30.116	93.7	2:13.452	65.64	14.629	10:27:21.206
2 -	38.704	76.5	56.224	52.9	31.325	96.5	2:06.253	69.38	7.430	10:29:27.459
3 -	37.653	77.1	54.489	***71.7***	29.900	***98.8***	2:02.042	71.77	3.219	10:31:29.501
4 -	37.094	76.8	***53.009***	68.8	28.839	***98.8***	1:58.942 **(2)**	73.64	0.119	10:33:28.443
5 -	***36.761***	77.5	53.409	69.0	***28.653***	98.6	***1:58.823*** **(1)**	***73.72***		***10:35:27.266***
6 -	36.789	***78.0***	54.028	70.2	28.792	98.6	1:59.609 **(3)**	73.23	0.786	10:37:26.875
7 -	40.435	77.9	54.054	69.5	28.983	***98.8***	2:03.472	70.94	4.649	10:39:30.347

P20 61 D Lawrence ALEXANDER Alfa Romeo GTV

IDEAL LAP TIME : 1:59.005 BEST LAP TIME : 1:59.345 DIFFERENCE : 0.340

LAP	SECTOR 1		SECTOR 2		SECTOR 3		LAP TIME	MPH	DIFF	TIME OF DAY
1 -	OUTLAP	73.5	56.433	65.2	29.240	***100.6***	2:06.605	69.19	7.260	10:27:07.751
2 -	39.409	75.1	55.594	62.5	30.279	97.9	2:05.282	69.92	5.937	10:29:13.033
3 -	37.309	***79.1***	54.190	68.4	28.859	99.1	2:00.358	72.78	1.013	10:31:13.391
4 -	36.850	78.4	55.384	***69.0***	***28.608***	99.4	2:00.842	72.49	1.497	10:33:14.233
5 -	***36.655***	77.4	54.567	67.7	28.884	98.2	2:00.106 **(3)**	72.93	0.761	10:35:14.339
6 -	36.854	78.4	***53.742***	65.9	28.749	99.1	***1:59.345*** **(1)**	***73.39***		***10:37:13.684***
7 -	36.658	78.5	54.079	63.9	28.797	98.9	1:59.534 **(2)**	73.28	0.189	10:39:13.218

P21 56 D Sarah HUTCHISON Lancia Beta

IDEAL LAP TIME : 1:59.761 BEST LAP TIME : 2:00.016 DIFFERENCE : 0.255

LAP	SECTOR 1	SECTOR 2	SECTOR 3	LAP TIME	MPH	DIFF	TIME OF DAY

Weather / Track : Sunny / Dry

Brands Hatch GP
Circuit Length = 2.4332 miles
Start: 10:23 Flag 10:38 End: 10:41

Legends of Brands Hatch Superprix

HSCC 70's Road Sports

QUALIFYING - RACE 16 - SECTOR ANALYSIS

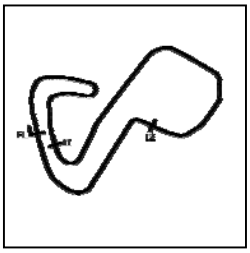

SECTOR 1 = FL to I1, SECTOR 2 = I1 to I2, SECTOR 3 = I2 to FL, DIFF = Difference To Personal Best Lap, P = Crossed Finish Line in Pit Lane, D = Time Disallowed

1 -	OUTLAP	71.4	58.242	57.3	30.202	99.4	2:15.819		64.49	15.803	10:26:27.905
2 -	37.780	76.5	55.175	67.9	28.775	101.2	2:01.730	(3)	71.96	1.714	10:28:29.635
3 -	***37.302***	77.9	55.005	67.1	29.030	100.4	2:01.337	(2)	72.19	1.321	10:30:30.972
4 -	37.969	76.7	55.211	66.5	28.874	99.8	2:02.054		71.77	2.038	10:32:33.026
5 -	37.390	77.9	56.344	65.5	28.665	100.6	2:02.399		71.56	2.383	10:34:35.425
6 -	38.207	73.5	55.881	69.1	28.629	101.0	2:02.717		71.38	2.701	10:36:38.142
7 -	37.919	77.0	58.350	58.1	29.679	98.8	2:05.948		69.55	5.932	10:38:44.090
8 -	37.557	***78.4***	***54.105***	***70.4***	***28.354***	***101.9***	***2:00.016***	**(1)**	***72.98***		***10:40:44.106***

P22 28 D Simon BAINES — Porsche 924

IDEAL LAP TIME : 2:00.307 BEST LAP TIME : 2:00.563 DIFFERENCE : 0.256

LAP	SECTOR 1		SECTOR 2		SECTOR 3		LAP TIME		MPH	DIFF	TIME OF DAY
1 -	OUTLAP	66.4	1:03.002	55.5	32.028	93.7	2:20.112		62.52	19.549	10:27:14.389
2 -	39.516	74.5	59.962	66.7	31.833	93.7	2:11.311		66.71	10.748	10:29:25.700
3 -	38.671	75.8	58.189	67.1	29.913	96.4	2:06.773		69.09	6.210	10:31:32.473
4 -	37.796	75.2	55.232	67.7	29.712	97.2	2:02.740		71.36	2.177	10:33:35.213
5 -	37.375	76.6	54.948	68.5	29.094	97.6	2:01.417	(3)	72.14	0.854	10:35:36.630
6 -	37.228	76.3	***54.354***	***71.0***	***28.981***	97.8	***2:00.563***	**(1)**	***72.65***		***10:37:37.193***
7 -	***36.972***	***77.0***	54.586	66.1	29.605	***98.8***	2:01.163	(2)	72.29	0.600	10:39:38.356

P23 25 D William JENKINS — Porsche 914-6

IDEAL LAP TIME : BEST LAP TIME : 2:03.969 DIFFERENCE :

LAP	SECTOR 1		SECTOR 2		SECTOR 3		LAP TIME		MPH	DIFF	TIME OF DAY
1 -							2:12.805		65.96	8.836	10:29:01.476
2 -							2:07.540		68.68	3.571	10:31:09.016
3 -							2:07.553		68.67	3.584	10:33:16.569
4 -							2:06.067	(2)	69.48	2.098	10:35:22.636
5 -							***2:03.969***	**(1)**	***70.66***		***10:37:26.605***
6 -							2:07.296	(3)	68.81	3.327	10:39:33.901

P24 10 C Nigel ASHLEY — Lotus Europa

IDEAL LAP TIME : 2:11.129 BEST LAP TIME : 2:11.143 DIFFERENCE : 0.014

LAP	SECTOR 1		SECTOR 2		SECTOR 3		LAP TIME		MPH	DIFF	TIME OF DAY
1 -	OUTLAP	59.0	1:02.190	57.7	33.937	83.4	2:29.670		58.52	18.527	10:27:11.554
2 -	41.207	67.5	1:02.951	52.1	33.956	86.5	2:18.114		63.42	6.971	10:29:29.668
3 -	41.241	67.7	59.094	***65.0***	31.805	88.6	2:12.140	(2)	66.29	0.997	10:31:41.808
4 -	41.008	68.5	***58.934***	64.5	32.251	88.3	2:12.193	(3)	66.26	1.050	10:33:54.001
5 -	40.993	***69.4***	59.703	61.3	31.876	88.1	2:12.572		66.07	1.429	10:36:06.573
6 -	41.857	65.9	59.527	62.8	31.463	87.9	2:12.847		65.93	1.704	10:38:19.420
7 -	***40.955***	69.3	58.948	64.0	***31.240***	***89.0***	***2:11.143***	**(1)**	***66.79***		***10:40:30.563***

P25 44 I Tom OWEN — Datsun 240Z

IDEAL LAP TIME : 2:11.065 BEST LAP TIME : 2:11.337 DIFFERENCE : 0.272

LAP	SECTOR 1		SECTOR 2		SECTOR 3		LAP TIME		MPH	DIFF	TIME OF DAY
1 -	45.141		1:03.481	60.1	32.518		2:21.140		62.06	9.803	10:29:17.075
2 -	42.045		1:05.490	58.6	31.928		2:19.463		62.81	8.126	10:31:36.538
3 -	41.182	67.9	1:00.761	60.2	31.279		2:13.222	(2)	65.75	1.885	10:33:49.760
4 -	41.488		1:02.460	59.3	***31.174***		2:15.122	(3)	64.82	3.785	10:36:04.882
5 -	43.096	64.2	1:03.953	61.9	32.500		2:19.549		62.77	8.212	10:38:24.431
6 -	***40.320***	***70.3***	***59.571***	***62.6***	31.446		***2:11.337***	**(1)**	***66.69***		***10:40:35.768***

P26 22 I Julian REICHMAN — MG Midget

IDEAL LAP TIME : BEST LAP TIME : 2:15.611 DIFFERENCE :

LAP	SECTOR 1		SECTOR 2		SECTOR 3		LAP TIME		MPH	DIFF	TIME OF DAY
1 -							2:23.176		61.18	7.565	10:29:13.938
2 -							2:18.756		63.13	3.145	10:31:32.694
3 -							***2:15.611***	**(1)**	***64.59***		***10:33:48.305***
4 -							2:20.371		62.40	4.760	10:36:08.676
5 -							2:17.291	(3)	63.80	1.680	10:38:25.967

Weather / Track : Sunny / Dry

Brands Hatch GP
Circuit Length = 2.4332 miles
Start: 10:23 Flag 10:38 End: 10:41

Legends of Brands Hatch Superprix

HSCC 70's Road Sports

QUALIFYING - RACE 16 - SECTOR ANALYSIS

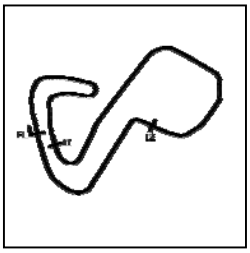

SECTOR 1 = FL to I1, SECTOR 2 = I1 to I2, SECTOR 3 = I2 to FL, DIFF = Difference To Personal Best Lap, P = Crossed Finish Line in Pit Lane, D = Time Disallowed

6 -	2:16.587 **(2)**	64.13	0.976	10:40:42.554	

P27 3 D Pete CONNELL Porsche 924

IDEAL LAP TIME : 2:16.860 BEST LAP TIME : 2:18.122 DIFFERENCE : 1.262

LAP	SECTOR 1		SECTOR 2		SECTOR 3	LAP TIME	MPH	DIFF	TIME OF DAY
1 -	OUTLAP	66.0	1:04.887	49.2	34.770	2:28.131	59.13	10.009	10:27:05.277
2 -	42.564	65.0	1:06.711	46.1	34.646	2:23.921	60.86	5.799	10:29:29.198
3 -	44.562	***68.2***	1:04.195	59.5	32.440	2:21.197	62.03	3.075	10:31:50.395
4 -	42.899	65.3	1:02.984	49.8	32.459	2:18.342 **(2)**	63.32	0.220	10:34:08.737
5 -	43.153	65.1	1:04.338	55.0	***32.231***	2:19.722	62.69	1.600	10:36:28.459
6 -	***42.044***	67.0	1:03.306	***60.6***	33.724	2:19.074 **(3)**	62.98	0.952	10:38:47.533
7 -	42.344	67.4	***1:02.585***	56.4	33.193	***2:18.122*** **(1)**	***63.42***		***10:41:05.655***

Weather / Track : Sunny / Dry

Brands Hatch GP
Circuit Length = 2.4332 miles
Start: 10:23 Flag 10:38 End: 10:41

Legends of Brands Hatch Superprix

HSCC 70's Road Sports

QUALIFYING - RACE 16 - BEST SECTORS

	SECTOR 1			SECTOR 2			SECTOR 3			IDEAL / BEST COMPARISON					
POS	NO	NAME	TIME	NO	NAME	TIME	NO	NAME	TIME	POS	NO	NAME	IDEAL	BEST	DIFF
												PERFECT LAP	1:48.121		
1	1	CLARK	33.859	1	CLARK	48.446	1	CLARK	25.816	1	1	CLARK	1:48.121	1:48.787	0.666
2	19	LEVERETT	34.090	19	LEVERETT	48.704	19	LEVERETT	26.061	2	19	LEVERETT	1:48.855	1:48.868	0.013
3	72	DEAN	34.827	20	LEVERETT	49.196	151	DICKSON	26.083	3	72	DEAN	1:50.420	1:50.532	0.112
4	151	DICKSON	34.831	72	DEAN	49.295	72	DEAN	26.298	4	20	LEVERETT	1:50.426	1:50.445	0.019
5	20	LEVERETT	34.868	45	ASHDOWN	49.604	37	STRONG	26.343	5	151	DICKSON	1:50.743	1:51.357	0.614
6	45	ASHDOWN	34.932	151	DICKSON	49.829	20	LEVERETT	26.362	6	45	ASHDOWN	1:51.181	1:51.322	0.141
7	42	KARASKAS	35.054	114	SHARMA	50.025	2	BAGNALL	26.417	7	114	SHARMA	1:52.127	1:52.127	0.000
8	37	STRONG	35.335	131	BENNETT	50.755	45	ASHDOWN	26.645	8	2	BAGNALL	1:52.827	1:53.252	0.425
9	11	PAYNE	35.346	2	BAGNALL	50.861	114	SHARMA	26.659	9	37	STRONG	1:53.049	1:53.361	0.312
10	114	SHARMA	35.443	42	KARASKAS	51.169	42	KARASKAS	26.871	10	42	KARASKAS	1:53.094	1:54.377	1.283
11	2	BAGNALL	35.549	37	STRONG	51.371	131	BENNETT	27.015	11	131	BENNETT	1:53.375	1:53.375	0.000
12	128	HALL	35.579	128	HALL	51.721	11	PAYNE	27.111	12	128	HALL	1:54.477	1:55.150	0.673
13	131	BENNETT	35.605	74	NEUMANN	51.777	128	HALL	27.177	13	11	PAYNE	1:54.631	1:54.631	0.000
14	38	BULL	35.747	11	PAYNE	52.174	14	HOLLAND	27.570	14	74	NEUMANN	1:55.709	1:55.709	0.000
15	74	NEUMANN	36.105	38	BULL	52.742	96	ROSS	27.662	15	38	BULL	1:56.510	1:56.568	0.058
16	12	DENEKAMP	36.583	12	DENEKAMP	52.864	12	DENEKAMP	27.730	16	12	DENEKAMP	1:57.177	1:58.158	0.981
17	61	ALEXANDER	36.655	14	HOLLAND	52.983	74	NEUMANN	27.827	17	14	HOLLAND	1:57.584	1:57.970	0.386
18	4	RORRISON	36.761	4	RORRISON	53.009	38	BULL	28.021	18	96	ROSS	1:57.894	1:58.563	0.669
19	96	ROSS	36.956	96	ROSS	53.276	56	HUTCHISON	28.354	19	4	RORRISON	1:58.423	1:58.823	0.400
20	28	BAINES	36.972	61	ALEXANDER	53.742	61	ALEXANDER	28.608	20	61	ALEXANDER	1:59.005	1:59.345	0.340
21	14	HOLLAND	37.031	56	HUTCHISON	54.105	4	RORRISON	28.653	21	56	HUTCHISON	1:59.761	2:00.016	0.255
22	56	HUTCHISON	37.302	28	BAINES	54.354	28	BAINES	28.981	22	28	BAINES	2:00.307	2:00.563	0.256
23	44	OWEN	40.320	10	ASHLEY	58.934	44	OWEN	31.174	23	44	OWEN	2:11.065	2:11.337	0.272
24	10	ASHLEY	40.955	44	OWEN	59.571	10	ASHLEY	31.240	24	10	ASHLEY	2:11.129	2:11.143	0.014
25	3	CONNELL	42.044	3	CONNELL	1:02.585	3	CONNELL	32.231	25	3	CONNELL	2:16.860	2:18.122	1.262
26										26	25	JENKINS		2:03.969	
27										27	22	REICHMAN		2:15.611	

Weather / Track : Sunny / Dry

Brands Hatch GP
Circuit Length = 2.4332 miles
Start: 10:23 Flag 10:38 End: 10:41

Results can be found at www.tsl-timing.com

Printed - 10:43 Sunday, 30 June 2019

Legends of Brands Hatch Superprix

HSCC 70's Road Sports

QUALIFYING - RACE 16 - BEST SPEEDS

	INTERMEDIATE 1			INTERMEDIATE 2			FINISH LINE		
POS	NO	NAME	MPH	NO	NAME	MPH	NO	NAME	MPH
1	72	DEAN	91.0	1	CLARK	80.5	37	STRONG	118.7
2	151	DICKSON	90.5	20	LEVERETT	79.1	2	BAGNALL	115.5
3	1	CLARK	89.0	151	DICKSON	79.1	45	ASHDOWN	115.3
4	19	LEVERETT	88.8	42	KARASKAS	77.5	151	DICKSON	115.1
5	45	ASHDOWN	87.4	38	BULL	76.9	20	LEVERETT	112.9
6	114	SHARMA	87.1	128	HALL	76.5	1	CLARK	112.4
7	20	LEVERETT	86.2	96	ROSS	76.3	131	BENNETT	112.0
8	2	BAGNALL	86.1	45	ASHDOWN	76.1	42	KARASKAS	111.8
9	42	KARASKAS	85.2	131	BENNETT	75.6	19	LEVERETT	111.1
10	128	HALL	84.9	74	NEUMANN	75.6	72	DEAN	110.9
11	131	BENNETT	84.3	19	LEVERETT	75.5	114	SHARMA	110.5
12	37	STRONG	84.0	11	PAYNE	73.9	11	PAYNE	109.1
13	12	DENEKAMP	83.1	72	DEAN	73.4	128	HALL	108.5
14	96	ROSS	82.1	37	STRONG	73.4	14	HOLLAND	106.1
15	14	HOLLAND	80.7	14	HOLLAND	73.1	12	DENEKAMP	106.1
16	11	PAYNE	80.5	4	RORRISON	71.7	96	ROSS	102.9
17	74	NEUMANN	80.1	114	SHARMA	71.6	56	HUTCHISON	101.9
18	61	ALEXANDER	79.1	12	DENEKAMP	71.5	61	ALEXANDER	100.6
19	38	BULL	78.8	2	BAGNALL	71.3	74	NEUMANN	99.7
20	56	HUTCHISON	78.4	28	BAINES	71.0	38	BULL	99.4
21	4	RORRISON	78.0	56	HUTCHISON	70.4	4	RORRISON	98.8
22	28	BAINES	77.0	61	ALEXANDER	69.0	28	BAINES	98.8
23	44	OWEN	70.3	10	ASHLEY	65.0	10	ASHLEY	89.0
24	10	ASHLEY	69.4	44	OWEN	62.6			
25	3	CONNELL	68.2	3	CONNELL	60.6			
26									
27									

Weather / Track : Sunny / Dry

Brands Hatch GP
Circuit Length = 2.4332 miles
Start: 10:23 Flag 10:38 End: 10:41

Results can be found at www.tsl-timing.com

Printed - 10:44 Sunday, 30 June 2019

Legends of Brands Hatch Superprix

HSCC 70's Road Sports

QUALIFYING - RACE 16 - STATISTICS

Competitors Started	27
Planned Start	2019-06-30 @ 10:25:00.000
Actual Start	2019-06-30 @ 10:23:57.353
Finish Time	2019-06-30 @ 10:38:58.624
Track Length	2.4332mi.
Total Laps	193
Total Distance Covered	469.6248mi.

Session Fastest Lap History

NO	CL	NAME	LAP TIME	TIME OF DAY	LAP	VEHICLE
19	C	**Will LEVERETT**	**1:50.722**	10:28:09.421	2	Lotus Europa
19	C	**Will LEVERETT**	**1:50.348**	10:29:59.771	3	Lotus Europa
19	C	**Will LEVERETT**	**1:49.103**	10:31:48.873	4	Lotus Europa
1	C	**Jeremy CLARK**	**1:49.015**	10:32:01.328	4	Lotus Elan S4
19	C	**Will LEVERETT**	**1:48.868**	10:35:30.246	6	Lotus Europa
1	C	**Jeremy CLARK**	**1:48.787**	10:35:39.991	6	Lotus Elan S4

Flag History

TYPE	TIME OF DAY
GREEN	10:23:57.353
FINISH	10:38:58.624

Flag Statistics

TYPE	COUNT	TOTAL LAPS	TOTAL TIME
Green	1	8	18:02.393
Red	0	0	0.000
Safety Car	0	0	0.000
FCY	0	0	0.000

Brands Hatch GP
Circuit Length = 2.4332 miles
Start: 10:23 Flag 10:38 End: 10:41

Weather / Track : Sunny / Dry

These results are provisional until the conclusion of any judicial and technical matters.

Clerk Of Course : Julian Floyd		Timekeeper : Nick Palmer

Legends of Brands Hatch Superprix

HSCC 70's Road Sports

QUALIFYING - RACE 16 - STATISTICS

CLASS : A

2 Starters

Fastest Lap History

NO	NAME	LAP TIME	TIME OF DAY	LAP	VEHICLE
131	**Mark BENNETT**	**1:57.504**	10:28:49.711	2	MGB GTV8
2	**Adam BAGNALL**	**1:55.597**	10:29:06.441	2	Jaguar E-type S2 FHC
131	**Mark BENNETT**	**1:54.228**	10:30:43.939	3	MGB GTV8
2	**Adam BAGNALL**	**1:53.252**	10:30:59.694	3	Jaguar E-type S2 FHC

Brands Hatch GP

Weather / Track : Sunny / Dry

Circuit Length = 2.4332 miles

These results are provisional until the conclusion of any judicial and technical matters.

Start: 10:23 Flag 10:38 End: 10:41

Clerk Of Course : Julian Floyd		Timekeeper : Nick Palmer

Legends of Brands Hatch Superprix

HSCC 70's Road Sports

QUALIFYING - RACE 16 - STATISTICS

CLASS : B

5 Starters

Fastest Lap History

NO	NAME	LAP TIME	TIME OF DAY	LAP	VEHICLE
42	**Dave KARASKAS**	**2:01.000**	10:28:53.340	2	TVR 3000M
151	**John DICKSON**	**1:57.417**	10:28:55.797	2	Ferrari 308 GTB
114	**Jai SHARMA**	**1:56.520**	10:30:03.694	2	Ferrari 308 GTB
42	**Dave KARASKAS**	**1:54.377**	10:30:47.717	3	TVR 3000M
151	**John DICKSON**	**1:52.535**	10:30:48.331	3	Ferrari 308 GTB
114	**Jai SHARMA**	**1:52.127**	10:31:55.822	3	Ferrari 308 GTB
151	**John DICKSON**	**1:51.357**	10:32:39.688	4	Ferrari 308 GTB

Brands Hatch GP

Weather / Track : Sunny / Dry

Circuit Length = 2.4332 miles

These results are provisional until the conclusion of any judicial and technical matters.

Start: 10:23 Flag 10:38 End: 10:41

Clerk Of Course : Julian Floyd		Timekeeper : Nick Palmer

Legends of Brands Hatch Superprix

HSCC 70's Road Sports

QUALIFYING - RACE 16 - STATISTICS

CLASS : C

7 Starters

Fastest Lap History

NO	NAME	LAP TIME	TIME OF DAY	LAP	VEHICLE
19	**Will LEVERETT**	**1:50.722**	10:28:09.421	2	Lotus Europa
19	**Will LEVERETT**	**1:50.348**	10:29:59.771	3	Lotus Europa
19	**Will LEVERETT**	**1:49.103**	10:31:48.873	4	Lotus Europa
1	**Jeremy CLARK**	**1:49.015**	10:32:01.328	4	Lotus Elan S4
19	**Will LEVERETT**	**1:48.868**	10:35:30.246	6	Lotus Europa
1	**Jeremy CLARK**	**1:48.787**	10:35:39.991	6	Lotus Elan S4

Brands Hatch GP

Weather / Track : Sunny / Dry

Circuit Length = 2.4332 miles

These results are provisional until the conclusion of any judicial and technical matters.

Start: 10:23 Flag 10:38 End: 10:41

Clerk Of Course : Julian Floyd		Timekeeper : Nick Palmer

Legends of Brands Hatch Superprix

HSCC 70's Road Sports

QUALIFYING - RACE 16 - STATISTICS

CLASS : D

7 Starters

Fastest Lap History

NO	NAME	LAP TIME	TIME OF DAY	LAP	VEHICLE
56	**Sarah HUTCHISON**	**2:01.730**	10:28:29.648	2	Lancia Beta
56	**Sarah HUTCHISON**	**2:01.337**	10:30:30.985	3	Lancia Beta
74	**Mike NEUMANN**	**1:57.227**	10:31:09.971	3	Alfa Romeo 2000 GTV
74	**Mike NEUMANN**	**1:57.200**	10:33:07.171	4	Alfa Romeo 2000 GTV
74	**Mike NEUMANN**	**1:56.871**	10:35:04.042	5	Alfa Romeo 2000 GTV
74	**Mike NEUMANN**	**1:55.709**	10:39:01.804	7	Alfa Romeo 2000 GTV

Brands Hatch GP

Weather / Track : Sunny / Dry

Circuit Length = 2.4332 miles

These results are provisional until the conclusion of any judicial and technical matters.

Start: 10:23 Flag 10:38 End: 10:41

Clerk Of Course : Julian Floyd		Timekeeper : Nick Palmer

Legends of Brands Hatch Superprix

HSCC 70's Road Sports

QUALIFYING - RACE 16 - STATISTICS

CLASS : I

6 Starters

Fastest Lap History

NO	NAME	LAP TIME	TIME OF DAY	LAP	VEHICLE
22	**Julian REICHMAN**	**2:23.176**	10:29:13.938	1	MG Midget
44	**Tom OWEN**	**2:21.140**	10:29:17.075	1	Datsun 240Z
45	**Rupert ASHDOWN**	**2:00.661**	10:29:22.199	2	Lotus Elan
96	**Adam ROSS**	**1:58.563**	10:30:33.657	2	Alfa Romeo 1750 Spider Veloce
45	**Rupert ASHDOWN**	**1:53.390**	10:31:15.587	3	Lotus Elan
45	**Rupert ASHDOWN**	**1:52.865**	10:36:56.468	6	Lotus Elan
45	**Rupert ASHDOWN**	**1:51.322**	10:38:47.791	7	Lotus Elan

Brands Hatch GP

Weather / Track : Sunny / Dry

Circuit Length = 2.4332 miles

These results are provisional until the conclusion of any judicial and technical matters.

Start: 10:23 Flag 10:38 End: 10:41

Clerk Of Course : Julian Floyd		Timekeeper : Nick Palmer

Sheet No:

Legends of Brands Hatch Superprix

HSCC 70's Road Sports

RACE 16 - GRID (30 minutes)

ROW 14			27	3	Pete CONNELL	2:18.122	
ROW 13	25	44	Tom OWEN	2:11.337	26	22	Julian REICHMAN	2:15.611
ROW 12	23	25	William JENKINS	2:03.969	24	10	Nigel ASHLEY	2:11.143
ROW 11	21	56	Sarah HUTCHISON	2:00.016	22	28	Simon BAINES	2:00.563
ROW 10	19	4	Ken RORRISON	1:58.823	20	61	Lawrence ALEXANDER	1:59.345
ROW 9	17	12	Johan DENEKAMP	1:58.158	18	96	Adam ROSS	1:58.563
ROW 8	15	38	Alan BULL	1:56.568	16	14	Chris HOLLAND	1:57.970
ROW 7	13	128	John HALL	1:55.150	14	74	Mike NEUMANN	1:55.709
ROW 6	11	42	Dave KARASKAS	1:54.377	12	11	Howard PAYNE	1:54.631
ROW 5	9	37	Nic STRONG	1:53.361	10	131	Mark BENNETT	1:53.375
ROW 4	7	114	Jai SHARMA	1:52.127	8	2	Adam BAGNALL	1:53.252
ROW 3	5	45	Rupert ASHDOWN	1:51.322	6	151	John DICKSON	1:51.357
ROW 2	3	20	Mark LEVERETT	1:50.445	4	72	Jim DEAN	1:50.532
ROW 1	1	1	Jeremy CLARK	1:48.787	2	19	Will LEVERETT	1:48.868

Pole

Brands Hatch GP
Circuit Length = 2.4332 miles

These results are provisional until the conclusion of any judicial and technical matters.

Clerk Of Course :		Timekeeper : Nick Palmer

Results can be found at www.tsl-timing.com

Printed - 10:45 Sunday, 30 June 2019

Sheet No:

Legends of Brands Hatch Superprix

HSCC 70's Road Sports

RACE 16 - CLASSIFICATION - AMENDED

POS	NO	CL	PIC	NAME	ENTRY	LAPS	TIME	GAP	DIFF	MPH	BEST	ON
1	1	C	1	Jeremy CLARK	Lotus Elan S4	15	30:45.031			71.21	1:48.059	14
2	19	C	2	Will LEVERETT	Lotus Europa	15	30:47.097	2.066	2.066	71.13	1:48.701	14
3	20	C	3	Mark LEVERETT	Lotus Elan S4	15	30:59.103	14.072	12.006	70.67	1:50.686	3
4	42	B	1	Dave KARASKAS	TVR 3000M	15	31:01.703	16.672	2.600	70.57	1:51.667	15
5	37	B	2	Nic STRONG	Marcos GT	15	31:01.870	16.839	0.167	70.57	1:51.508	15
6	2	A	1	Adam BAGNALL	Jaguar E-type S2 FHC	15	31:11.327	26.296	9.457	70.21	1:53.791	7
7	131	A	2	Mark BENNETT	MGB GTV8	15	31:13.988	28.957	2.661	70.11	1:53.777	5
8	45	I	1	Rupert ASHDOWN	Lotus Elan	15	31:14.083	29.052	0.095	70.11	1:53.418	3
9	11	C	4	Howard PAYNE	Lotus Europa	15	31:15.047	30.016	0.964	70.07	1:53.884	4
10	74	D	1	Mike NEUMANN	Alfa Romeo 2000 GTV	15	31:24.042	39.011	8.995	69.74	1:55.505	15
11	14	C	5	Chris HOLLAND	Lotus Seven S4	15	31:31.083	46.052	7.041	69.48	1:56.702	4
12	96	I	2	Adam ROSS	Alfa Romeo 1750 Spider Veloce	15	31:33.405	48.374	2.322	69.39	1:55.801	13
13	38 *	I	3	Alan BULL	Porsche 924	15	31:38.730	53.699	5.325	69.20	1:56.622	5
14	61	D	2	Lawrence ALEXANDER	Alfa Romeo GTV	15	31:39.290	54.259	0.560	69.18	1:58.051	15
15	4	D	3	Ken RORRISON	Alfa Romeo 2000 GTV	15	31:40.578	55.547	1.288	69.13	1:58.694	13
16	56	D	4	Sarah HUTCHISON	Lancia Beta	15	31:42.785	57.754	2.207	69.05	1:58.612	13
17	28	D	5	Simon BAINES	Porsche 924	15	31:43.195	58.164	0.410	69.04	1:58.497	15
18	44	I	4	Tom OWEN	Datsun 240Z	14	32:04.753	1 Lap	1 Lap	63.71	2:05.298	13
19	10	C	6	Nigel ASHLEY	Lotus Europa	14	32:15.989	1 Lap	11.236	63.34	2:08.443	5
20	3	D	6	Pete CONNELL	Porsche 924	13	31:58.202	2 Laps	1 Lap	59.36	2:19.330	2
21	22 *	I	5	Julian REICHMAN	MG Midget	13	32:29.083	2 Laps	30.881	62.92	2:13.311	6
					NOT CLASSIFIED							
DNF	12	I		Johan DENEKAMP	Marcos 1800 GT	13	27:38.153	2 Laps		68.67	1:56.415	13
DNF	72	C		Jim DEAN	Lotus Europa	7	13:04.824	8 Laps	6 Laps	78.13	1:50.059	3
DNF	128	B		John HALL	Datsun 260Z	7	13:44.969	8 Laps	40.145	74.32	1:55.025	7
DNF	114	B		Jai SHARMA	Ferrari 308 GTB	6	11:33.805	9 Laps	1 Lap	75.75	1:53.303	3
DNF	25	D		William JENKINS	Porsche 914-6	3	6:21.782	12 Laps	3 Laps	68.83	2:00.738	3
DNF	151	B		John DICKSON	Ferrari 308 GTB	0						

FASTEST LAP

1	C	Jeremy CLARK	Lotus Elan S4	14	1:48.059	81.06 mph	130.46 kph
37	B	Nic STRONG	Marcos GT	15	1:51.508	78.55 mph	126.42 kph
45	I	Rupert ASHDOWN	Lotus Elan	3	1:53.418	77.23 mph	124.29 kph
131	A	Mark BENNETT	MGB GTV8	5	1:53.777	76.99 mph	123.90 kph
74	D	Mike NEUMANN	Alfa Romeo 2000 GTV	15	1:55.505	75.83 mph	122.05 kph

***Car 22 - 1 lap penalty (short lap to the pits).**
***Car 38 - 15 second penalty, exceeding track limits.**

Brands Hatch GP
Circuit Length = 2.4332 miles
Start: 16:56 Flag 17:27 End: 17:28

Weather / Track : Sunny / Dry
These results are provisional until the conclusion of any judicial and technical matters.

Clerk Of Course : Julian Floyd		Timekeeper : Nick Palmer

Results can be found at www.tsl-timing.com

Printed - 17:51 Sunday, 30 June 2019

Legends of Brands Hatch Superprix

HSCC 70's Road Sports

RACE 16 - LAP CHART

LAP 1		@ 16:58:12.984
NO	BEHIND	LAP TIME
72		1:54.748
1	1.835	1:56.583
19	2.712	1:57.460
20	3.845	1:58.593
2	6.126	2:00.874
42	7.369	2:02.117
45	8.156	2:02.904
114	9.023	2:03.771
37	10.396	2:05.144
131	11.040	2:05.788
128	13.606	2:08.354
74	14.805	2:09.553
38	15.290	2:10.038
61	17.083	2:11.831
4	17.475	2:12.223
12	19.116	2:13.864
14	19.173	2:13.921
96	19.830	2:14.578
25	20.227	2:14.975
11	20.614	2:15.362
56	22.133	2:16.881
28	23.449	2:18.197
10	25.504	2:20.252
44	32.844	2:27.592
22	33.180	2:27.928
3	35.490	2:30.238

LAP 2		@ 17:00:03.066
NO	BEHIND	LAP TIME
72		1:50.082
1	1.790	1:50.037
19	2.790	1:50.160
20	4.683	1:50.920
2	10.152	1:54.108
42	11.280	1:53.993
45	11.968	1:53.894
114	12.767	1:53.826
37	13.963	1:53.649
131	15.854	1:54.896
128	21.213	1:57.689
74	22.754	1:58.031
38	23.235	1:58.027
61	27.606	2:00.605
14	28.795	1:59.704
4	28.963	2:01.570
11	28.989	1:58.457
96	31.574	2:01.826
12	31.639	2:02.605
56	34.104	2:02.053
28	35.270	2:01.903
25	36.214	2:06.069
10	44.482	2:09.060
44	48.275	2:05.513
22	1:00.387	2:17.289
3	1:04.738	2:19.330

LAP 3		@ 17:01:53.125
NO	BEHIND	LAP TIME
72		1:50.059
1	1.537	1:49.806
19	2.981	1:50.250
20	5.310	1:50.686
2	14.061	1:53.968
42	14.941	1:53.720
45	15.327	1:53.418
114	16.011	1:53.303
37	16.799	1:52.895
131	20.259	1:54.464
128	27.561	1:56.407
74	30.051	1:57.356
38	30.257	1:57.081
11	33.889	1:54.959
14	37.079	1:58.343
61	39.624	2:02.077
4	41.088	2:02.184
12	41.112	1:59.532
96	41.532	2:00.017
56	44.355	2:00.310
28	45.953	2:00.742
25	46.893	2:00.738
10	1:03.955	2:09.532
44	1:04.397	2:06.181
22	1:27.737	2:17.409
3	1:37.188	2:22.509

LAP 4		@ 17:03:43.838
NO	BEHIND	LAP TIME
72		1:50.713
1	0.487	1:49.663
19	2.775	1:50.507
20	5.606	1:51.009
2	17.347	1:53.999
42	17.764	1:53.536
45	18.125	1:53.511
114	18.767	1:53.469
37	19.303	1:53.217
131	23.409	1:53.863
128	33.364	1:56.516
11	37.060	1:53.884
74	37.165	1:57.827
38	37.306	1:57.762
14	43.068	1:56.702
61	49.174	2:00.263
96	49.626	1:58.807
12	50.427	2:00.028
4	52.611	2:02.236
56	53.986	2:00.344
28	54.773	1:59.533
44	1:21.756	2:08.072
10	1:23.638	2:10.396

LAP 5		@ 17:05:35.879
NO	BEHIND	LAP TIME
72		1:52.041
1	0.318	1:51.872
19	1.330	1:50.596
22	1 Lap	2:17.049
20	6.315	1:52.750
3	1 Lap	2:21.136
2	19.581	1:54.275
42	20.790	1:55.067
45	20.886	1:54.802
114	21.285	1:54.559
37	21.622	1:54.360
131	25.145	1:53.777
128	36.487	1:55.164
11	39.290	1:54.271
38	41.887	1:56.622
74	43.180	1:58.056
14	47.858	1:56.831
96	56.145	1:58.560
12	56.609	1:58.223
61	56.809	1:59.676
4	1:00.341	1:59.771
56	1:01.427	1:59.482
28	1:01.968	1:59.236
44	1:37.200	2:07.485
10	1:40.040	2:08.443

Weather / Track : Sunny / Dry

Brands Hatch GP
Circuit Length = 2.4332 miles
Start: 16:56 Flag 17:27 End: 17:28

Legends of Brands Hatch Superprix

HSCC 70's Road Sports

RACE 16 - LAP CHART

LAP 6		@ 17:07:27.849
NO	BEHIND	LAP TIME
1		1:51.652
19	0.529	1:51.169
72	1.780	1:53.750
20	5.641	1:51.296
2	21.622	1:54.011
42	22.143	1:53.323
45	22.517	1:53.601
37	23.086	1:53.434
114	24.192	1:54.877
22	1 Lap	2:16.373
131	27.371	1:54.196
128	40.331	1:55.814
11	42.516	1:55.196
3	1 Lap	2:24.119
38	47.930	1:58.013
74	49.179	1:57.969
14	53.361	1:57.473
12	1:02.617	1:57.978
96	1:02.786	1:58.611
61	1:05.787	2:00.948
4	1:07.918	1:59.547
28	1:09.520	1:59.522
56	1:10.428	2:00.971

LAP 7		@ 17:09:18.044
NO	BEHIND	LAP TIME
1		1:50.195
19	1.043	1:50.709
44	1 Lap	2:08.764
72	5.016	1:53.431
20	6.714	1:51.268
10	1 Lap	2:12.483
2	25.218	1:53.791
42	25.950	1:54.002
37	26.064	1:53.173
45	27.002	1:54.680
131	31.906	1:54.730
128	45.161	1:55.025
11	46.592	1:54.271
22	1 Lap	2:13.311
38	54.922	1:57.187
74	56.323	1:57.339
14	1:01.394	1:58.228
12	1:12.208	1:59.786
96	1:12.704	2:00.113
61	1:16.339	2:00.747
4	1:18.000	2:00.277
28	1:18.807	1:59.482
56	1:21.132	2:00.899
3	1 Lap	2:24.077

LAP 8		@ 17:11:07.624
NO	BEHIND	LAP TIME
1		1:49.580
19	1.301	1:49.838
20	10.369	1:53.235
44	1 Lap	2:19.145
10	1 Lap	2:14.803
42	36.174	1:59.804
2	36.792	2:01.154
37	37.371	2:00.887
45	38.214	2:00.792
131	42.275	1:59.949
11	59.750	2:02.738
38	1:04.550	1:59.208
74	1:10.170	2:03.427
22	1 Lap	2:19.946
14	1:20.425	2:08.611
12	1:27.020	2:04.392
96	1:27.458	2:04.334
61	1:37.028	2:10.269
4	1:40.053	2:11.633
28	1:41.778	2:12.551
56	1:46.169	2:14.617
3	1 Lap	2:32.459

LAP 9		@ 17:14:05.824
NO	BEHIND	LAP TIME
1		2:58.200
19	1.106	2:58.005
20	1.875	2:49.706
44	1 Lap	2:27.756
10	1 Lap	2:26.275
42	4.340	2:26.366
2	4.896	2:26.304
37	5.684	2:26.513
45	7.190	2:27.176
131	8.197	2:24.122
11	9.802	2:08.252
38	10.939	2:04.589
74	12.251	2:00.281
22	1 Lap	2:22.075
14	44.158	2:21.933
12	44.796	2:15.976
96	45.322	2:16.064
61	47.365	2:08.537
4	50.384	2:08.531
28	51.164	2:07.586
56	53.706	2:05.737
3	1 Lap	2:40.283
	8 Laps	3:06.173

LAP 10		@ 17:17:11.935
NO	BEHIND	LAP TIME
1		3:06.111
19	0.692	3:05.697
20	1.391	3:05.627
44	1 Lap	3:06.783
10	1 Lap	3:06.613
42	5.049	3:06.820
2	5.490	3:06.705
37	6.239	3:06.666
45	7.173	3:06.094
131	7.886	3:05.800
11	8.980	3:05.289
38	10.474	3:05.646
74	11.294	3:05.154
22	1 Lap	2:34.702
14	13.089	2:35.042
12	14.533	2:35.848
96	15.066	2:35.855
61	15.566	2:34.312
4	16.378	2:32.105
28	16.911	2:31.858
56	18.296	2:30.701
3	1 Lap	2:44.232

Weather / Track : Sunny / Dry

Brands Hatch GP
Circuit Length = 2.4332 miles
Start: 16:56 Flag 17:27 End: 17:28

Legends of Brands Hatch Superprix

HSCC 70's Road Sports

RACE 16 - LAP CHART

LAP 11	@ 17:19:45.655	
NO	BEHIND	LAP TIME
1		2:33.720
19	0.311	2:33.339
20	0.782	2:33.111
44	1 Lap	2:33.479
10	1 Lap	2:33.613
42	4.112	2:32.783
2	4.465	2:32.695
37	4.768	2:32.249
45	5.016	2:31.563
131	5.707	2:31.541
11	6.155	2:30.895
38	7.499	2:30.745
74	9.829	2:32.255
14	13.226	2:33.857
22	1 Lap	2:34.772
12	14.316	2:33.503
96	14.634	2:33.288
61	15.417	2:33.571
4	16.060	2:33.402
28	16.995	2:33.804
56	17.443	2:32.867
3	1 Lap	2:31.140

LAP 12	@ 17:21:35.994	
NO	BEHIND	LAP TIME
1		1:50.339
19	0.699	1:50.727
20	2.795	1:52.352
42	6.897	1:53.124
37	8.228	1:53.799
2	10.591	1:56.465
131	12.097	1:56.729
11	13.403	1:57.587
45	13.789	1:59.112
38	15.522	1:58.362
74	17.170	1:57.680
14	20.621	1:57.734
96	22.381	1:58.086
12	23.980	2:00.003
61	25.830	2:00.752
10	1 Lap	2:12.460
4	26.362	2:00.641
28	27.684	2:01.028
56	27.809	2:00.705
44	1 Lap	2:16.235
22	1 Lap	2:17.162

LAP 13	@ 17:23:25.896	
NO	BEHIND	LAP TIME
1		1:49.902
19	0.142	1:49.345
3	2 Laps	2:22.330
20	4.303	1:51.410
42	9.593	1:52.598
37	9.880	1:51.554
2	14.762	1:54.073
131	16.714	1:54.519
11	17.564	1:54.063
45	17.644	1:53.757
38	22.369	1:56.749
74	23.392	1:56.124
14	27.931	1:57.212
96	28.280	1:55.801
12	30.493	1:56.415
61	34.273	1:58.345
4	35.154	1:58.694
56	36.519	1:58.612
28	37.345	1:59.563
44	1 Lap	2:05.455
10	1 Lap	2:11.122
22	1 Lap	2:13.440

LAP 14	@ 17:25:13.955	
NO	BEHIND	LAP TIME
1		1:48.059
19	0.784	1:48.701
20	9.344	1:53.100
42	14.317	1:52.783
37	14.643	1:52.822
2	21.662	1:54.959
131	23.237	1:54.582
45	23.750	1:54.165
11	24.325	1:54.820
38	31.346	1:57.036
74	32.818	1:57.485
14	37.894	1:58.022
96	38.507	1:58.286
3	2 Laps	2:22.801
61	45.520	1:59.306
4	46.146	1:59.051
56	47.899	1:59.439
28	48.979	1:59.693
44	1 Lap	2:05.298
10	1 Lap	2:10.693
22	1 Lap	1:58.148 **P**

LAP 15	@ 17:27:03.267	
NO	BEHIND	LAP TIME
1		1:49.312
19	2.066	1:50.594
20	14.072	1:54.040
42	16.672	1:51.667
37	16.839	1:51.508
2	26.296	1:53.946
131	28.957	1:55.032
45	29.052	1:54.614
11	30.016	1:55.003
38	38.699	1:56.665
74	39.011	1:55.505
14	46.052	1:57.470
96	48.374	1:59.179
61	54.259	1:58.051
4	55.547	1:58.713
56	57.754	1:59.167
28	58.164	1:58.497
3	2 Laps	2:23.548
44	1 Lap	2:06.995
10	1 Lap	2:10.244
22	1 Lap	2:19.479

Weather / Track : Sunny / Dry

Brands Hatch GP
Circuit Length = 2.4332 miles
Start: 16:56 Flag 17:27 End: 17:28

Legends of Brands Hatch Superprix

HSCC 70's Road Sports

RACE 16 - SECTOR ANALYSIS

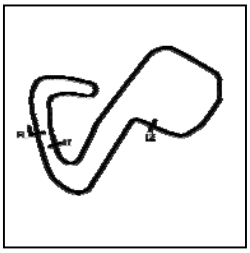

SECTOR 1 = FL to I1, SECTOR 2 = I1 to I2, SECTOR 3 = I2 to FL, DIFF = Difference To Personal Best Lap, P = Crossed Finish Line in Pit Lane, D = Time Disallowed

P1 1 C Jeremy CLARK Lotus Elan S4

IDEAL LAP TIME : 1:48.044 BEST LAP TIME : 1:48.059 DIFFERENCE : 0.015

LAP	SECTOR 1		SECTOR 2		SECTOR 3		LAP TIME		MPH	DIFF	TIME OF DAY
1 -		86.9	49.496	***80.6***	26.250	108.2	1:56.583		75.13	8.524	16:58:14.819
2 -	34.808	87.3	49.282	80.0	25.947	111.8	1:50.037		79.60	1.978	17:00:04.856
3 -	34.705	88.0	49.249	77.4	***25.852***	111.4	1:49.806		79.77	1.747	17:01:54.662
4 -	34.468	88.3	49.261	73.2	25.934	***112.5***	1:49.663		79.87	1.604	17:03:44.325
5 -	35.307	85.0	49.950	77.2	26.615	110.7	1:51.872		78.30	3.813	17:05:36.197
6 -	35.998	86.9	49.749	74.6	25.905	111.8	1:51.652		78.45	3.593	17:07:27.849
7 -	34.369	89.2	49.301	76.7	26.525	111.4	1:50.195		79.49	2.136	17:09:18.044
8 -	34.328	89.3	49.121	76.6	26.131	98.6	1:49.580	(3)	79.94	1.521	17:11:07.624
9 -	40.926	55.8	1:22.305	38.2	54.969	43.7	2:58.200		49.15	1:10.141	17:14:05.824
10 -	1:03.006	46.2	1:18.111	50.7	44.994	56.6	3:06.111		47.06	1:18.052	17:17:11.935
11 -	50.144	56.2	1:08.869	58.4	34.707	86.0	2:33.720		56.98	45.661	17:19:45.655
12 -	35.502	89.3	48.801	78.5	26.036	111.6	1:50.339		79.39	2.280	17:21:35.994
13 -	34.581	88.0	48.469	78.5	26.852	111.2	1:49.902		79.70	1.843	17:23:25.896
14 -	***33.979***	88.0	***48.213***	78.0	25.867	112.0	***1:48.059***	**(1)**	***81.06***		***17:25:13.955***
15 -	34.137	***89.4***	48.971	74.8	26.204	111.6	1:49.312	**(2)**	80.13	1.253	17:27:03.267

P2 19 C Will LEVERETT Lotus Europa

IDEAL LAP TIME : 1:48.602 BEST LAP TIME : 1:48.701 DIFFERENCE : 0.099

LAP	SECTOR 1		SECTOR 2		SECTOR 3		LAP TIME		MPH	DIFF	TIME OF DAY
1 -		83.2	50.006	75.5	26.229	109.2	1:57.460		74.57	8.759	16:58:15.696
2 -	34.759	86.1	49.331	76.8	26.070	109.6	1:50.160		79.51	1.459	17:00:05.856
3 -	34.646	87.0	49.447	76.0	26.157	109.2	1:50.250		79.45	1.549	17:01:56.106
4 -	34.808	86.8	49.531	78.0	26.168	109.1	1:50.507		79.26	1.806	17:03:46.613
5 -	***34.251***	86.7	50.040	76.4	26.305	109.1	1:50.596		79.20	1.895	17:05:37.209
6 -	35.538	86.8	49.540	75.2	26.091	***110.1***	1:51.169		78.79	2.468	17:07:28.378
7 -	34.645	87.9	49.436	78.8	26.628	109.8	1:50.709		79.12	2.008	17:09:19.087
8 -	34.495	88.1	49.066	76.6	26.277	101.5	1:49.838	(3)	79.75	1.137	17:11:08.925
9 -	41.213	54.1	1:21.378	35.3	55.414	41.2	2:58.005		49.21	1:09.304	17:14:06.930
10 -	1:03.049	44.0	1:18.024	45.8	44.624	57.7	3:05.697		47.17	1:16.996	17:17:12.627
11 -	50.643	53.9	1:08.353	58.8	34.343	84.2	2:33.339		57.12	44.638	17:19:45.966
12 -	35.734	87.2	48.991	78.4	26.002	***110.1***	1:50.727		79.11	2.026	17:21:36.693
13 -	34.523	88.6	48.500	74.9	26.322	109.2	1:49.345	**(2)**	80.11	0.644	17:23:26.038
14 -	34.350	88.5	***48.420***	***81.8***	***25.931***	110.0	***1:48.701***	**(1)**	***80.58***		***17:25:14.739***
15 -	34.415	***89.2***	49.960	77.2	26.219	108.5	1:50.594		79.20	1.893	17:27:05.333

P3 20 C Mark LEVERETT Lotus Elan S4

IDEAL LAP TIME : 1:50.473 BEST LAP TIME : 1:50.686 DIFFERENCE : 0.213

LAP	SECTOR 1		SECTOR 2		SECTOR 3		LAP TIME		MPH	DIFF	TIME OF DAY
1 -		83.5	49.847	76.5	26.445	112.9	1:58.593		73.86	7.907	16:58:16.829
2 -	35.199	83.5	49.387	75.4	26.334	113.1	1:50.920	**(2)**	78.97	0.234	17:00:07.749
3 -	***34.960***	***84.4***	49.316	76.4	26.410	113.1	***1:50.686***	**(1)**	***79.14***		***17:01:58.435***
4 -	35.166	83.5	49.538	75.4	26.305	112.4	1:51.009	**(3)**	78.91	0.323	17:03:49.444
5 -	35.502	82.0	50.142	76.9	27.106	***113.3***	1:52.750		77.69	2.064	17:05:42.194
6 -	35.484	82.7	49.479	74.0	26.333	112.9	1:51.296		78.70	0.610	17:07:33.490
7 -	35.372	83.8	***49.288***	73.1	26.608	110.3	1:51.268		78.72	0.582	17:09:24.758
8 -	37.042	81.9	49.784	***78.6***	26.409	104.0	1:53.235		77.35	2.549	17:11:17.993
9 -	36.699	77.4	1:17.480	34.7	55.527	39.8	2:49.706		51.61	59.020	17:14:07.699
10 -	1:03.299	43.6	1:18.148	47.3	44.180	61.2	3:05.627		47.19	1:14.941	17:17:13.326
11 -	50.729	53.5	1:08.555	58.3	33.827	83.4	2:33.111		57.21	42.425	17:19:46.437
12 -	36.829	81.0	49.298	75.7	***26.225***	111.6	1:52.352		77.96	1.666	17:21:38.789
13 -	35.119	83.8	49.638	73.7	26.653	110.0	1:51.410		78.62	0.724	17:23:30.199
14 -	35.677	82.5	50.427	73.6	26.996	109.2	1:53.100		77.45	2.414	17:25:23.299
15 -	36.049	81.6	50.839	73.9	27.152	100.0	1:54.040		76.81	3.354	17:27:17.339

P4 42 B Dave KARASKAS TVR 3000M

IDEAL LAP TIME : 1:51.629 BEST LAP TIME : 1:51.667 DIFFERENCE : 0.038

LAP	SECTOR 1	SECTOR 2	SECTOR 3	LAP TIME	MPH	DIFF	TIME OF DAY

Weather / Track : Sunny / Dry

Brands Hatch GP
Circuit Length = 2.4332 miles
Start: 16:56 Flag 17:27 End: 17:28

Legends of Brands Hatch Superprix

HSCC 70's Road Sports

RACE 16 - SECTOR ANALYSIS

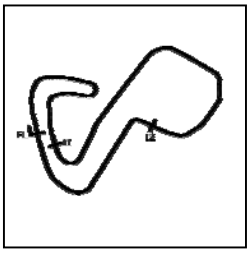

SECTOR 1 = FL to I1, SECTOR 2 = I1 to I2, SECTOR 3 = I2 to FL, DIFF = Difference To Personal Best Lap, P = Crossed Finish Line in Pit Lane, D = Time Disallowed

1 -		81.6	51.562	69.4	27.118	110.5	2:02.117	71.73	10.450	16:58:20.353
2 -	35.909	83.6	51.028	69.4	27.056	110.0	1:53.993	76.84	2.326	17:00:14.346
3 -	35.319	80.8	51.449	70.7	26.952	111.2	1:53.720	77.02	2.053	17:02:08.066
4 -	35.335	80.6	51.537	70.5	***26.664***	111.1	1:53.536	77.15	1.869	17:04:01.602
5 -	35.925	84.6	51.621	68.6	27.521	110.5	1:55.067	76.12	3.400	17:05:56.669
6 -	35.874	81.5	50.575	72.5	26.874	111.8	1:53.323	77.29	1.656	17:07:49.992
7 -	36.163	82.7	51.075	72.6	26.764	111.8	1:54.002	76.83	2.335	17:09:43.994
8 -	35.818	***88.4***	50.945	68.0	33.041	70.1	1:59.804	73.11	8.137	17:11:43.798
9 -	43.977	59.9	1:04.153	54.7	38.236	40.2	2:26.366	59.84	34.699	17:14:10.164
10 -	1:03.905	38.7	1:18.223	49.6	44.692	51.7	3:06.820	46.88	1:15.153	17:17:16.984
11 -	50.162	55.0	1:11.198	51.9	31.423	92.8	2:32.783	57.33	41.116	17:19:49.767
12 -	35.922	86.1	50.508	***78.1***	26.694	***112.4***	1:53.124	77.43	1.457	17:21:42.891
13 -	***34.837***	85.8	50.941	74.1	26.820	110.7	1:52.598 **(2)**	77.79	0.931	17:23:35.489
14 -	35.633	86.7	50.422	76.9	26.728	111.2	1:52.783 **(3)**	77.66	1.116	17:25:28.272
15 -	34.851	87.1	***50.128***	73.1	26.688	110.7	***1:51.667*** **(1)**	***78.44***		***17:27:19.939***

P5 37 B Nic STRONG Marcos GT

IDEAL LAP TIME : 1:51.122 BEST LAP TIME : 1:51.508 DIFFERENCE : 0.386

LAP	SECTOR 1		SECTOR 2		SECTOR 3		LAP TIME	MPH	DIFF	TIME OF DAY
1 -		78.7	51.775	71.5	26.925	116.5	2:05.144	69.99	13.636	16:58:23.380
2 -	35.829	80.9	50.998	73.2	26.822	113.5	1:53.649	77.07	2.141	17:00:17.029
3 -	35.965	81.8	50.766	73.4	26.164	116.3	1:52.895	77.59	1.387	17:02:09.924
4 -	35.740	84.0	51.283	69.1	26.194	116.9	1:53.217	77.37	1.709	17:04:03.141
5 -	36.320	82.5	51.562	74.3	26.478	114.9	1:54.360	76.59	2.852	17:05:57.501
6 -	36.206	82.4	50.728	72.7	26.500	117.7	1:53.434	77.22	1.926	17:07:50.935
7 -	35.915	82.3	50.861	73.1	26.397	116.1	1:53.173	77.40	1.665	17:09:44.108
8 -	36.399	***90.5***	51.626	70.1	32.862	69.1	2:00.887	72.46	9.379	17:11:44.995
9 -	44.126	55.5	1:04.115	50.6	38.272	38.7	2:26.513	59.78	35.005	17:14:11.508
10 -	1:04.306	35.4	1:17.792	47.9	44.568	52.1	3:06.666	46.92	1:15.158	17:17:18.174
11 -	50.547	53.6	1:10.728	47.7	30.974	97.8	2:32.249	57.53	40.741	17:19:50.423
12 -	37.054	79.2	50.304	74.6	26.441	117.1	1:53.799	76.97	2.291	17:21:44.222
13 -	***35.015***	88.6	***49.961***	***78.0***	26.578	113.7	1:51.554 **(2)**	78.52	0.046	17:23:35.776
14 -	35.904	86.3	50.552	76.8	26.366	115.3	1:52.822 **(3)**	77.64	1.314	17:25:28.598
15 -	35.237	87.9	50.125	76.4	***26.146***	***118.1***	***1:51.508*** **(1)**	***78.55***		***17:27:20.106***

P6 2 A Adam BAGNALL Jaguar E-type S2 FHC

IDEAL LAP TIME : 1:52.958 BEST LAP TIME : 1:53.791 DIFFERENCE : 0.833

LAP	SECTOR 1		SECTOR 2		SECTOR 3		LAP TIME	MPH	DIFF	TIME OF DAY
1 -		81.6	51.560	67.4	***26.533***	***114.1***	2:00.874	72.47	7.083	16:58:19.110
2 -	***35.892***	87.1	51.634	69.7	26.582	113.9	1:54.108	76.76	0.317	17:00:13.218
3 -	36.101	82.9	51.128	70.7	26.739	112.4	1:53.968 **(3)**	76.86	0.177	17:02:07.186
4 -	36.086	83.0	50.960	72.4	26.953	111.4	1:53.999	76.84	0.208	17:04:01.185
5 -	36.135	85.8	51.349	70.6	26.791	108.9	1:54.275	76.65	0.484	17:05:55.460
6 -	36.622	79.5	***50.533***	69.8	26.856	112.9	1:54.011	76.83	0.220	17:07:49.471
7 -	36.339	82.6	50.681	***73.9***	26.771	112.4	***1:53.791*** **(1)**	***76.98***		***17:09:43.262***
8 -	36.488	***87.8***	51.680	66.8	32.986	69.5	2:01.154	72.30	7.363	17:11:44.416
9 -	44.087	58.5	1:04.194	51.6	38.023	39.9	2:26.304	59.87	32.513	17:14:10.720
10 -	1:04.267	36.5	1:18.072	48.3	44.366	51.4	3:06.705	46.91	1:12.914	17:17:17.425
11 -	50.560	52.5	1:10.918	50.1	31.217	98.1	2:32.695	57.36	38.904	17:19:50.120
12 -	37.027	81.9	52.290	69.7	27.148	112.2	1:56.465	75.21	2.674	17:21:46.585
13 -	35.930	86.2	51.110	70.3	27.033	112.7	1:54.073	76.79	0.282	17:23:40.658
14 -	36.275	83.8	51.503	73.4	27.181	111.8	1:54.959	76.19	1.168	17:25:35.617
15 -	36.185	86.8	50.821	73.5	26.940	106.0	1:53.946 **(2)**	76.87	0.155	17:27:29.563

P7 131 A Mark BENNETT MGB GTV8

IDEAL LAP TIME : 1:53.611 BEST LAP TIME : 1:53.777 DIFFERENCE : 0.166

LAP	SECTOR 1		SECTOR 2		SECTOR 3		LAP TIME	MPH	DIFF	TIME OF DAY
1 -		80.2	52.413	69.3	27.185	110.9	2:05.788	69.63	12.011	16:58:24.024
2 -	36.150	82.6	51.433	73.9	27.313	109.6	1:54.896	76.24	1.119	17:00:18.920
3 -	36.078	80.3	51.520	***75.9***	26.866	110.7	1:54.464	76.52	0.687	17:02:13.384
4 -	36.000	81.5	***51.111***	74.9	***26.752***	111.4	1:53.863 **(2)**	76.93	0.086	17:04:07.247
5 -	***35.748***	83.7	51.150	73.1	26.879	***111.8***	***1:53.777*** **(1)**	***76.99***		***17:06:01.024***

Weather / Track : Sunny / Dry

Brands Hatch GP
Circuit Length = 2.4332 miles
Start: 16:56 Flag 17:27 End: 17:28

Legends of Brands Hatch Superprix

HSCC 70's Road Sports

RACE 16 - SECTOR ANALYSIS

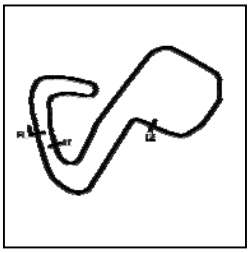

SECTOR 1 = FL to I1, SECTOR 2 = I1 to I2, SECTOR 3 = I2 to FL, DIFF = Difference To Personal Best Lap, P = Crossed Finish Line in Pit Lane, D = Time Disallowed

6 -	35.850	81.6	51.445	72.3	26.901	111.1	1:54.196	(3)	76.70	0.419	17:07:55.220
7 -	36.159	71.9	51.731	74.9	26.840	110.9	1:54.730		76.35	0.953	17:09:49.950
8 -	35.824	83.7	53.069	62.7	31.056	85.1	1:59.949		73.02	6.172	17:11:49.899
9 -	42.249	63.8	1:02.999	58.6	38.874	39.7	2:24.122		60.78	30.345	17:14:14.021
10 -	1:04.140	39.2	1:18.166	50.8	43.494	51.3	3:05.800		47.14	1:12.023	17:17:19.821
11 -	51.243	57.8	1:09.776	48.2	30.522	107.0	2:31.541		57.80	37.764	17:19:51.362
12 -	37.940	82.5	51.591	***75.9***	27.198	111.4	1:56.729		75.04	2.952	17:21:48.091
13 -	36.086	***85.0***	51.391	74.8	27.042	111.6	1:54.519		76.49	0.742	17:23:42.610
14 -	36.045	81.4	51.550	73.9	26.987	111.4	1:54.582		76.45	0.805	17:25:37.192
15 -	36.651	82.9	51.231	73.5	27.150	110.9	1:55.032		76.15	1.255	17:27:32.224

P8 45 I Rupert ASHDOWN Lotus Elan

IDEAL LAP TIME : 1:52.270 BEST LAP TIME : 1:53.418 DIFFERENCE : 1.148

LAP	SECTOR 1		SECTOR 2		SECTOR 3		LAP TIME		MPH	DIFF	TIME OF DAY
1 -		80.0	51.760	68.7	27.034	112.4	2:02.904		71.27	9.486	16:58:21.140
2 -	36.020	84.3	51.239	73.5	26.635	113.5	1:53.894		76.91	0.476	17:00:15.034
3 -	35.439	83.0	51.277	69.9	26.702	112.5	***1:53.418***	**(1)**	***77.23***		***17:02:08.452***
4 -	35.532	82.6	51.675	71.9	***26.304***	113.5	1:53.511	**(2)**	77.17	0.093	17:04:01.963
5 -	36.344	82.5	51.598	70.2	26.860	113.1	1:54.802		76.30	1.384	17:05:56.765
6 -	36.409	82.7	***50.558***	69.6	26.634	114.9	1:53.601	**(3)**	77.11	0.183	17:07:50.366
7 -	36.252	82.2	51.373	***77.2***	27.055	109.6	1:54.680		76.38	1.262	17:09:45.046
8 -	36.813	***87.4***	51.542	64.9	32.437	67.4	2:00.792		72.52	7.374	17:11:45.838
9 -	44.034	54.6	1:04.217	54.2	38.925	40.9	2:27.176		59.51	33.758	17:14:13.014
10 -	1:03.850	37.1	1:17.775	49.5	44.469	52.7	3:06.094		47.07	1:12.676	17:17:19.108
11 -	51.153	54.1	1:10.038	45.3	30.372	104.6	2:31.563		57.79	38.145	17:19:50.671
12 -	41.035	79.6	51.605	73.1	26.472	115.3	1:59.112		73.54	5.694	17:21:49.783
13 -	***35.408***	86.4	51.857	69.6	26.492	***115.5***	1:53.757		77.00	0.339	17:23:43.540
14 -	35.525	84.0	51.542	73.2	27.098	113.1	1:54.165		76.72	0.747	17:25:37.705
15 -	37.000	75.8	50.633	72.5	26.981	113.7	1:54.614		76.42	1.196	17:27:32.319

P9 11 C Howard PAYNE Lotus Europa

IDEAL LAP TIME : 1:52.953 BEST LAP TIME : 1:53.884 DIFFERENCE : 0.931

LAP	SECTOR 1		SECTOR 2		SECTOR 3		LAP TIME		MPH	DIFF	TIME OF DAY
1 -		69.6	56.128	64.9	27.957	107.2	2:15.362		64.71	21.478	16:58:33.598
2 -	38.177	70.2	52.640	69.2	27.640	106.8	1:58.457		73.94	4.573	17:00:32.055
3 -	36.319	78.2	51.787	73.3	26.853	108.7	1:54.959		76.19	1.075	17:02:27.014
4 -	35.651	81.2	51.250	73.9	26.983	108.5	***1:53.884***	**(1)**	***76.91***		***17:04:20.898***
5 -	35.415	80.5	51.775	***74.3***	27.081	108.2	1:54.271	**(3)**	76.65	0.387	17:06:15.169
6 -	***35.246***	***82.6***	52.090	69.2	27.860	108.4	1:55.196		76.04	1.312	17:08:10.365
7 -	35.652	***82.6***	***50.898***	70.7	27.721	106.3	1:54.271	**(3)**	76.65	0.387	17:10:04.636
8 -	37.478	78.8	54.509	63.5	30.751	93.2	2:02.738		71.37	8.854	17:12:07.374
9 -	39.630	71.8	58.104	66.5	30.518	64.9	2:08.252		68.30	14.368	17:14:15.626
10 -	1:03.800	40.7	1:17.762	50.4	43.727	51.4	3:05.289		47.27	1:11.405	17:17:20.915
11 -	51.586	52.5	1:09.310	54.5	29.999	103.8	2:30.895		58.05	37.011	17:19:51.810
12 -	38.935	82.2	51.843	72.6	***26.809***	***109.8***	1:57.587		74.49	3.703	17:21:49.397
13 -	35.658	81.7	51.505	70.7	26.900	109.2	1:54.063	**(2)**	76.79	0.179	17:23:43.460
14 -	36.188	79.2	51.751	71.2	26.881	109.6	1:54.820		76.29	0.936	17:25:38.280
15 -	36.102	80.6	51.912	72.9	26.989	106.8	1:55.003		76.17	1.119	17:27:33.283

P10 74 D Mike NEUMANN Alfa Romeo 2000 GTV

IDEAL LAP TIME : 1:55.505 BEST LAP TIME : 1:55.505 DIFFERENCE : 0.000

LAP	SECTOR 1		SECTOR 2		SECTOR 3		LAP TIME		MPH	DIFF	TIME OF DAY
1 -		76.5	53.338	67.3	28.459	99.1	2:09.553		67.61	14.048	16:58:27.789
2 -	36.557	79.3	53.211	71.6	28.263	98.5	1:58.031		74.21	2.526	17:00:25.820
3 -	36.379	78.8	52.792	73.2	28.185	98.2	1:57.356		74.64	1.851	17:02:23.176
4 -	36.788	77.8	52.511	74.8	28.528	98.3	1:57.827		74.34	2.322	17:04:21.003
5 -	37.268	79.3	52.480	71.1	28.308	98.6	1:58.056		74.20	2.551	17:06:19.059
6 -	36.596	78.0	53.208	69.4	28.165	98.2	1:57.969		74.25	2.464	17:08:17.028
7 -	36.476	78.5	52.833	70.6	28.030	98.1	1:57.339	**(3)**	74.65	1.834	17:10:14.367
8 -	36.498	***79.5***	56.986	65.9	29.943	96.4	2:03.427		70.97	7.922	17:12:17.794
9 -	37.131	78.7	53.342	70.1	29.808	62.1	2:00.281		72.82	4.776	17:14:18.075
10 -	1:03.627	42.3	1:17.657	48.9	43.870	45.2	3:05.154		47.31	1:09.649	17:17:23.229

Weather / Track : Sunny / Dry

Brands Hatch GP
Circuit Length = 2.4332 miles
Start: 16:56 Flag 17:27 End: 17:28

Legends of Brands Hatch Superprix

HSCC 70's Road Sports

RACE 16 - SECTOR ANALYSIS

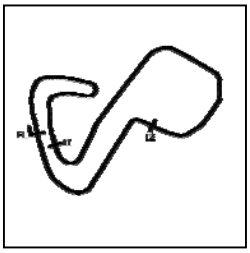

SECTOR 1 = FL to I1, SECTOR 2 = I1 to I2, SECTOR 3 = I2 to FL, DIFF = Difference To Personal Best Lap, P = Crossed Finish Line in Pit Lane, D = Time Disallowed

11 -	51.649	43.6	1:09.445	52.5	31.161	97.6	2:32.255	57.53	36.750	17:19:55.484
12 -	37.338	78.3	52.468	73.1	27.874	98.9	1:57.680	74.43	2.175	17:21:53.164
13 -	36.175	79.4	51.893	***75.2***	28.056	98.8	1:56.124 **(2)**	75.43	0.619	17:23:49.288
14 -	36.337	79.0	53.250	68.5	27.898	98.1	1:57.485	74.56	1.980	17:25:46.773
15 -	***35.932***	79.4	***51.818***	73.5	***27.755***	***99.7***	***1:55.505*** **(1)**	***75.83***		***17:27:42.278***

P11 14 C Chris HOLLAND — Lotus Seven S4

IDEAL LAP TIME : 1:56.289 BEST LAP TIME : 1:56.702 DIFFERENCE : 0.413

LAP	SECTOR 1		SECTOR 2		SECTOR 3		LAP TIME	MPH	DIFF	TIME OF DAY
1 -		77.6	57.090	67.9	28.172	105.1	2:13.921	65.41	17.219	16:58:32.157
2 -	38.715	81.8	52.912	69.5	28.077	***106.5***	1:59.704	73.17	3.002	17:00:31.861
3 -	37.177	80.2	53.511	75.1	27.655	106.1	1:58.343	74.02	1.641	17:02:30.204
4 -	***36.477***	84.5	52.558	73.1	27.667	105.8	***1:56.702*** **(1)**	***75.06***		***17:04:26.906***
5 -	36.699	***84.8***	52.624	71.2	27.508	105.0	1:56.831 **(2)**	74.97	0.129	17:06:23.737
6 -	37.144	81.0	52.595	73.5	27.734	104.6	1:57.473	74.56	0.771	17:08:21.210
7 -	37.716	82.7	52.844	72.8	27.668	104.8	1:58.228	74.09	1.526	17:10:19.438
8 -	37.788	78.0	58.499	63.2	32.324	77.4	2:08.611	68.11	11.909	17:12:28.049
9 -	43.222	64.6	1:05.026	59.2	33.685	69.3	2:21.933	61.71	25.231	17:14:49.982
10 -	43.759	61.3	1:08.061	54.1	43.222	51.5	2:35.042	56.49	38.340	17:17:25.024
11 -	51.528	44.3	1:10.801	59.9	31.528	96.2	2:33.857	56.93	37.155	17:19:58.881
12 -	37.142	82.7	53.145	75.2	***27.447***	105.1	1:57.734	74.40	1.032	17:21:56.615
13 -	36.730	82.1	52.782	78.2	27.700	105.8	1:57.212 **(3)**	74.73	0.510	17:23:53.827
14 -	37.376	83.0	52.850	***78.3***	27.796	98.3	1:58.022	74.22	1.320	17:25:51.849
15 -	37.610	84.3	***52.365***	76.1	27.495	103.5	1:57.470	74.57	0.768	17:27:49.319

P12 96 I Adam ROSS — Alfa Romeo 1750 Spider Veloce

IDEAL LAP TIME : 1:55.801 BEST LAP TIME : 1:55.801 DIFFERENCE : 0.000

LAP	SECTOR 1		SECTOR 2		SECTOR 3		LAP TIME	MPH	DIFF	TIME OF DAY
1 -		76.3	56.073	71.3	28.429	103.2	2:14.578	65.09	18.777	16:58:32.814
2 -	38.127	75.6	55.414	68.6	28.285	101.3	2:01.826	71.90	6.025	17:00:34.640
3 -	38.146	75.4	53.422	75.5	28.449	101.6	2:00.017	72.98	4.216	17:02:34.657
4 -	37.933	77.7	53.082	76.7	27.792	101.9	1:58.807	73.73	3.006	17:04:33.464
5 -	36.606	80.4	53.837	74.0	28.117	101.0	1:58.560	73.88	2.759	17:06:32.024
6 -	37.702	80.0	52.855	77.1	28.054	101.8	1:58.611	73.85	2.810	17:08:30.635
7 -	37.095	78.3	53.809	***83.3***	29.209	102.1	2:00.113	72.93	4.312	17:10:30.748
8 -	38.363	73.5	56.507	63.6	29.464	95.8	2:04.334	70.45	8.533	17:12:35.082
9 -	41.231	73.8	1:01.618	54.8	33.215	65.2	2:16.064	64.38	20.263	17:14:51.146
10 -	45.403	69.3	1:06.720	51.0	43.732	53.8	2:35.855	56.20	40.054	17:17:27.001
11 -	51.028	43.6	1:10.987	54.0	31.273	101.2	2:33.288	57.14	37.487	17:20:00.289
12 -	38.138	78.7	52.098	77.3	27.850	102.9	1:58.086 **(2)**	74.18	2.285	17:21:58.375
13 -	***36.146***	***81.8***	***51.990***	77.2	***27.665***	***104.6***	***1:55.801*** **(1)**	***75.64***		***17:23:54.176***
14 -	37.152	79.7	53.170	77.2	27.964	94.9	1:58.286 **(3)**	74.05	2.485	17:25:52.462
15 -	37.263	79.2	53.830	76.2	28.086	100.9	1:59.179	73.50	3.378	17:27:51.641

P13 38 I Alan BULL — Porsche 924

IDEAL LAP TIME : 1:55.365 BEST LAP TIME : 1:56.622 DIFFERENCE : 1.257

LAP	SECTOR 1		SECTOR 2		SECTOR 3		LAP TIME	MPH	DIFF	TIME OF DAY
1 -		75.1	53.912	71.5	28.323	99.1	2:10.038	67.36	13.416	16:58:28.274
2 -	36.456	77.5	53.518	72.0	28.053	99.2	1:58.027	74.21	1.405	17:00:26.301
3 -	36.205	78.4	53.196	74.8	27.680	100.3	1:57.081	74.81	0.459	17:02:23.382
4 -	37.383	74.7	***52.211***	75.7	28.168	97.9	1:57.762	74.38	1.140	17:04:21.144
5 -	36.457	78.3	52.271	76.2	27.894	97.6	***1:56.622*** **(1)**	***75.11***		***17:06:17.766***
6 -	36.093	77.5	54.031	74.4	27.889	98.8	1:58.013	74.22	1.391	17:08:15.779
7 -	36.155	77.7	53.365	75.4	27.667	99.8	1:57.187	74.75	0.565	17:10:12.966
8 -	36.125	78.3	53.948	72.3	29.135	84.2	1:59.208	73.48	2.586	17:12:12.174
9 -	37.586	76.7	56.266	69.2	30.737	61.7	2:04.589	70.30	7.967	17:14:16.763
10 -	1:04.362	40.2	1:17.204	54.3	44.080	48.4	3:05.646	47.18	1:09.024	17:17:22.409
11 -	52.027	43.4	1:09.098	60.0	29.620	***100.6***	2:30.745	58.11	34.123	17:19:53.154
12 -	37.750	76.7	53.055	75.3	***27.557***	***100.6***	1:58.362	74.00	1.740	17:21:51.516
13 -	35.774	78.7	52.873	76.9	28.102	99.4	1:56.749 **(3)**	75.03	0.127	17:23:48.265
14 -	***35.597***	***79.4***	53.325	76.6	28.114	99.5	1:57.036	74.84	0.414	17:25:45.301
15 -	36.006	78.3	52.566	***77.4***	28.093	98.8	1:56.665 **(2)**	75.08	0.043	17:27:41.966

Weather / Track : Sunny / Dry

Brands Hatch GP
Circuit Length = 2.4332 miles
Start: 16:56 Flag 17:27 End: 17:28

Legends of Brands Hatch Superprix

HSCC 70's Road Sports

RACE 16 - SECTOR ANALYSIS

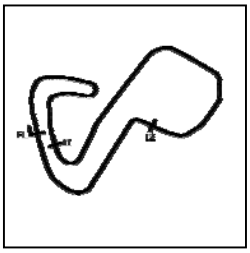

SECTOR 1 = FL to I1, SECTOR 2 = I1 to I2, SECTOR 3 = I2 to FL, DIFF = Difference To Personal Best Lap, P = Crossed Finish Line in Pit Lane, D = Time Disallowed

P14 61 D Lawrence ALEXANDER Alfa Romeo GTV

IDEAL LAP TIME : 1:57.702 BEST LAP TIME : 1:58.051 DIFFERENCE : 0.349

LAP	SECTOR 1		SECTOR 2		SECTOR 3		LAP TIME	MPH	DIFF	TIME OF DAY
1 -		77.8	55.025	71.6	28.577	99.1	2:11.831	66.44	13.780	16:58:30.067
2 -	36.822	78.3	54.915	67.4	28.868	98.9	2:00.605	72.63	2.554	17:00:30.672
3 -	37.173	78.9	56.228	71.3	28.676	99.4	2:02.077	71.75	4.026	17:02:32.749
4 -	36.751	78.7	54.885	67.3	28.627	97.5	2:00.263	72.83	2.212	17:04:33.012
5 -	36.479	77.7	54.090	71.1	29.107	96.4	1:59.676	73.19	1.625	17:06:32.688
6 -	37.319	76.7	55.218	69.9	28.411	98.8	2:00.948	72.42	2.897	17:08:33.636
7 -	37.115	***79.9***	54.587	69.6	29.045	98.9	2:00.747	72.54	2.696	17:10:34.383
8 -	37.663	79.8	1:02.685	64.0	29.921	95.0	2:10.269	67.24	12.218	17:12:44.652
9 -	39.277	70.4	58.819	66.3	30.441	89.0	2:08.537	68.15	10.486	17:14:53.189
10 -	44.421	67.0	1:07.539	48.0	42.352	60.0	2:34.312	56.76	36.261	17:17:27.501
11 -	52.203	42.0	1:10.542	58.3	30.826	100.3	2:33.571	57.04	35.520	17:20:01.072
12 -	38.151	78.0	54.398	72.0	28.203	***101.2***	2:00.752	72.54	2.701	17:22:01.824
13 -	36.685	78.3	***53.262***	***75.6***	28.398	99.1	1:58.345 **(2)**	74.01	0.294	17:24:00.169
14 -	36.445	78.3	54.458	73.1	28.403	99.1	1:59.306 **(3)**	73.42	1.255	17:25:59.475
15 -	***36.296***	78.0	53.611	73.6	***28.144***	99.1	***1:58.051*** **(1)**	***74.20***		***17:27:57.526***

P15 4 D Ken RORRISON Alfa Romeo 2000 GTV

IDEAL LAP TIME : 1:57.948 BEST LAP TIME : 1:58.694 DIFFERENCE : 0.746

LAP	SECTOR 1		SECTOR 2		SECTOR 3		LAP TIME	MPH	DIFF	TIME OF DAY
1 -		75.1	55.422	***71.1***	28.611	99.7	2:12.223	66.25	13.529	16:58:30.459
2 -	37.899	77.1	54.704	67.3	28.967	98.9	2:01.570	72.05	2.876	17:00:32.029
3 -	38.030	77.4	54.859	68.8	29.295	99.1	2:02.184	71.69	3.490	17:02:34.213
4 -	38.898	77.0	54.519	66.3	28.819	100.1	2:02.236	71.66	3.542	17:04:36.449
5 -	37.341	77.5	54.022	70.8	28.408	99.5	1:59.771	73.13	1.077	17:06:36.220
6 -	37.061	77.0	53.756	69.6	28.730	99.4	1:59.547	73.27	0.853	17:08:35.767
7 -	37.608	77.2	53.698	68.3	28.971	100.0	2:00.277	72.83	1.583	17:10:36.044
8 -	38.416	63.7	1:02.383	62.7	30.834	85.4	2:11.633	66.54	12.939	17:12:47.677
9 -	41.240	72.2	56.978	65.7	30.313	84.5	2:08.531	68.15	9.837	17:14:56.208
10 -	42.352	66.5	1:07.437	46.4	42.316	59.4	2:32.105	57.59	33.411	17:17:28.313
11 -	51.943	43.1	1:10.765	58.4	30.694	99.2	2:33.402	57.10	34.708	17:20:01.715
12 -	37.804	77.1	54.403	69.6	28.434	***101.6***	2:00.641	72.61	1.947	17:22:02.356
13 -	36.795	***78.5***	***53.097***	70.7	28.802	100.1	***1:58.694*** **(1)**	***73.80***		***17:24:01.050***
14 -	36.788	78.2	54.112	71.0	***28.151***	100.9	1:59.051 **(3)**	73.58	0.357	17:26:00.101
15 -	***36.700***	78.3	53.599	70.7	28.414	95.4	1:58.713 **(2)**	73.79	0.019	17:27:58.814

P16 56 D Sarah HUTCHISON Lancia Beta

IDEAL LAP TIME : 1:57.900 BEST LAP TIME : 1:58.612 DIFFERENCE : 0.712

LAP	SECTOR 1		SECTOR 2		SECTOR 3		LAP TIME	MPH	DIFF	TIME OF DAY
1 -		70.1	57.357	64.7	28.900	101.9	2:16.881	63.99	18.269	16:58:35.117
2 -	37.524	78.7	56.121	70.0	28.408	100.6	2:02.053	71.77	3.441	17:00:37.170
3 -	37.497	76.9	54.422	69.5	28.391	101.9	2:00.310	72.81	1.698	17:02:37.480
4 -	37.398	76.5	54.551	71.8	28.395	101.2	2:00.344	72.79	1.732	17:04:37.824
5 -	37.400	76.8	53.864	72.1	28.218	99.8	1:59.482	73.31	0.870	17:06:37.306
6 -	37.076	77.4	55.525	69.1	28.370	101.0	2:00.971	72.41	2.359	17:08:38.277
7 -	37.248	75.9	54.327	67.2	29.324	96.6	2:00.899	72.45	2.287	17:10:39.176
8 -	40.127	69.3	1:01.163	57.9	33.327	81.8	2:14.617	65.07	16.005	17:12:53.793
9 -	40.245	72.0	55.496	66.4	29.996	89.5	2:05.737	69.66	7.125	17:14:59.530
10 -	40.976	62.1	1:07.115	45.9	42.610	65.6	2:30.701	58.12	32.089	17:17:30.231
11 -	51.765	40.6	1:10.460	56.2	30.642	98.2	2:32.867	57.30	34.255	17:20:03.098
12 -	37.430	75.5	54.538	69.9	28.737	***102.7***	2:00.705	72.57	2.093	17:22:03.803
13 -	37.677	***80.0***	***52.784***	***73.7***	28.151	101.6	***1:58.612*** **(1)**	***73.85***		***17:24:02.415***
14 -	37.030	79.1	54.160	72.7	28.249	100.9	1:59.439 **(3)**	73.34	0.827	17:26:01.854
15 -	***36.971***	77.7	54.051	70.7	***28.145***	100.1	1:59.167 **(2)**	73.50	0.555	17:28:01.021

Weather / Track : Sunny / Dry

Brands Hatch GP
Circuit Length = 2.4332 miles
Start: 16:56 Flag 17:27 End: 17:28

Legends of Brands Hatch Superprix

HSCC 70's Road Sports

RACE 16 - SECTOR ANALYSIS

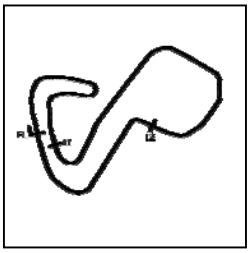

SECTOR 1 = FL to I1, SECTOR 2 = I1 to I2, SECTOR 3 = I2 to FL, DIFF = Difference To Personal Best Lap, P = Crossed Finish Line in Pit Lane, D = Time Disallowed

P17 28 D Simon BAINES Porsche 924

IDEAL LAP TIME : 1:58.299 BEST LAP TIME : 1:58.497 DIFFERENCE : 0.198

LAP	SECTOR 1		SECTOR 2		SECTOR 3		LAP TIME	MPH	DIFF	TIME OF DAY
1 -		71.2	58.256	66.0	29.595	96.9	2:18.197	63.38	19.700	16:58:36.433
2 -	37.592	76.0	55.236	68.1	29.075	97.5	2:01.903	71.85	3.406	17:00:38.336
3 -	37.316	76.1	54.387	69.3	29.039	98.5	2:00.742	72.55	2.245	17:02:39.078
4 -	36.863	76.7	54.018	72.0	28.652	98.8	1:59.533	73.28	1.036	17:04:38.611
5 -	36.990	76.9	53.881	71.1	28.365	***99.7***	1:59.236 **(2)**	73.46	0.739	17:06:37.847
6 -	37.209	76.6	53.984	71.3	28.329	99.5	1:59.522	73.29	1.025	17:08:37.369
7 -	36.725	77.6	***53.631***	68.7	29.126	99.4	1:59.482 **(3)**	73.31	0.985	17:10:36.851
8 -	39.474	57.4	1:01.972	61.0	31.105	84.3	2:12.551	66.08	14.054	17:12:49.402
9 -	40.587	70.1	57.007	61.7	29.992	93.8	2:07.586	68.65	9.089	17:14:56.988
10 -	42.377	61.4	1:07.330	46.4	42.151	61.0	2:31.858	57.68	33.361	17:17:28.846
11 -	52.123	42.4	1:10.913	55.5	30.768	98.9	2:33.804	56.95	35.307	17:20:02.650
12 -	37.325	77.8	54.505	69.6	29.198	98.1	2:01.028	72.37	2.531	17:22:03.678
13 -	37.401	77.3	53.814	72.6	28.348	99.4	1:59.563	73.26	1.066	17:24:03.241
14 -	36.835	76.7	54.808	***73.1***	***28.050***	99.5	1:59.693	73.18	1.196	17:26:02.934
15 -	***36.618***	***78.1***	53.737	71.0	28.142	***99.7***	***1:58.497*** **(1)**	***73.92***		***17:28:01.431***

P18 44 I Tom OWEN Datsun 240Z

IDEAL LAP TIME : 2:04.354 BEST LAP TIME : 2:05.298 DIFFERENCE : 0.944

LAP	SECTOR 1		SECTOR 2		SECTOR 3		LAP TIME	MPH	DIFF	TIME OF DAY
1 -		67.3	1:01.477	56.6	31.194	96.0	2:27.592	59.35	22.294	16:58:45.828
2 -	39.084	74.0	56.703	65.8	29.726	99.4	2:05.513 **(3)**	69.79	0.215	17:00:51.341
3 -	39.589	73.2	57.512	67.1	29.080	99.4	2:06.181	69.42	0.883	17:02:57.522
4 -	39.972	***79.0***	58.163	63.7	29.937	100.3	2:08.072	68.39	2.774	17:05:05.594
5 -	***38.916***	75.2	58.323	64.7	30.246	99.7	2:07.485	68.71	2.187	17:07:13.079
6 -	39.317	72.2	57.875	64.8	31.572	99.1	2:08.764	68.03	3.466	17:09:21.843
7 -	40.164	61.3	57.251	***69.3***	41.730	69.9	2:19.145	62.95	13.847	17:11:40.988
8 -	44.882	58.7	1:04.039	58.5	38.835	40.4	2:27.756	59.28	22.458	17:14:08.744
9 -	1:03.585	41.5	1:18.594	49.3	44.604	54.4	3:06.783	46.89	1:01.485	17:17:15.527
10 -	50.089	55.6	1:10.892	55.0	32.498	94.6	2:33.479	57.07	28.181	17:19:49.006
11 -	44.352	65.3	1:00.997	55.6	30.886	***101.9***	2:16.235	64.29	10.937	17:22:05.241
12 -	39.347	76.5	57.184	67.9	***28.924***	***101.9***	2:05.455 **(2)**	69.82	0.157	17:24:10.696
13 -	39.201	77.4	56.990	65.1	29.107	100.6	***2:05.298*** **(1)**	***69.91***		***17:26:15.994***
14 -	40.256	74.1	***56.514***	67.5	30.225	96.8	2:06.995	68.97	1.697	17:28:22.989

P19 10 C Nigel ASHLEY Lotus Europa

IDEAL LAP TIME : 2:07.474 BEST LAP TIME : 2:08.443 DIFFERENCE : 0.969

LAP	SECTOR 1		SECTOR 2		SECTOR 3		LAP TIME	MPH	DIFF	TIME OF DAY
1 -		70.9	***57.185***	64.8	30.495	92.6	2:20.252	62.45	11.809	16:58:38.488
2 -	40.230	71.3	58.281	65.5	30.549	92.0	2:09.060 **(2)**	67.87	0.617	17:00:47.548
3 -	40.304	71.0	58.329	62.6	30.899	92.3	2:09.532 **(3)**	67.62	1.089	17:02:57.080
4 -	41.652	***72.0***	58.237	63.0	30.507	***93.0***	2:10.396	67.17	1.953	17:05:07.476
5 -	***39.888***	***72.0***	58.154	66.3	***30.401***	92.6	***2:08.443*** **(1)**	***68.20***		***17:07:15.919***
6 -	40.383	71.0	1:00.962	61.9	31.138	91.6	2:12.483	66.12	4.040	17:09:28.402
7 -	40.476	71.3	58.722	62.6	35.605	69.6	2:14.803	64.98	6.360	17:11:43.205
8 -	43.820	63.8	1:03.990	56.4	38.465	39.3	2:26.275	59.88	17.832	17:14:09.480
9 -	1:03.661	41.7	1:18.540	49.2	44.412	52.7	3:06.613	46.94	58.170	17:17:16.093
10 -	50.351	53.3	1:11.368	53.6	31.894	90.8	2:33.613	57.02	25.170	17:19:49.706
11 -	41.563	70.1	58.937	***67.0***	31.960	91.0	2:12.460	66.13	4.017	17:22:02.166
12 -	41.297	71.3	59.029	63.0	30.796	90.5	2:11.122	66.80	2.679	17:24:13.288
13 -	40.645	71.0	58.848	64.4	31.200	89.7	2:10.693	67.02	2.250	17:26:23.981
14 -	40.050	71.2	58.857	66.3	31.337	87.7	2:10.244	67.25	1.801	17:28:34.225

P20 22 I Julian REICHMAN MG Midget

IDEAL LAP TIME : 2:12.698 BEST LAP TIME : 2:13.311 DIFFERENCE : 0.613

LAP	SECTOR 1		SECTOR 2		SECTOR 3		LAP TIME	MPH	DIFF	TIME OF DAY
1 -		***68.2***	1:01.929	60.8	32.089	87.0	2:27.928	59.21	14.617	16:58:46.164
2 -	41.567	66.7	1:03.350	61.9	32.372	87.6	2:17.289	63.80	3.978	17:01:03.453

Weather / Track : Sunny / Dry

Brands Hatch GP
Circuit Length = 2.4332 miles
Start: 16:56 Flag 17:27 End: 17:28

Legends of Brands Hatch Superprix

HSCC 70's Road Sports

RACE 16 - SECTOR ANALYSIS

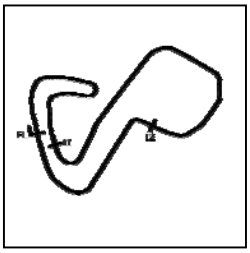

SECTOR 1 = FL to I1, SECTOR 2 = I1 to I2, SECTOR 3 = I2 to FL, DIFF = Difference To Personal Best Lap, P = Crossed Finish Line in Pit Lane, D = Time Disallowed

3 -	41.717	66.2	1:03.590	62.1	32.102	87.8	2:17.409		63.75	4.098	17:03:20.862
4 -	40.871	67.1	1:03.808	61.8	32.370	87.9	2:17.049		63.91	3.738	17:05:37.911
5 -	42.201	63.6	1:01.687	63.6	32.485	88.4	2:16.373	(3)	64.23	3.062	17:07:54.284
6 -	40.416	66.7	***1:01.154***	62.8	31.741	***90.0***	***2:13.311***	(1)	***65.70***		***17:10:07.595***
7 -	***40.380***	67.9	1:05.719	59.0	33.847	80.9	2:19.946		62.59	6.635	17:12:27.541
8 -	43.368	66.7	1:04.910	61.5	33.797	69.0	2:22.075		61.65	8.764	17:14:49.616
9 -	43.636	65.1	1:07.703	56.9	43.363	54.3	2:34.702		56.62	21.391	17:17:24.318
10 -	51.711	45.6	1:10.760	65.2	32.301	83.8	2:34.772		56.59	21.461	17:19:59.090
11 -	43.249	66.9	1:02.049	63.7	31.864	86.9	2:17.162		63.86	3.851	17:22:16.252
12 -	40.484	66.9	1:01.792	***66.9***	***31.164***	86.9	2:13.440	(2)	65.64	0.129	17:24:29.692
13 -	50.069	52.9			IN PIT		1:58.148	P	74.14		17:26:27.840
14 -	OUTLAP	65.5	1:02.164	64.4	31.618	72.5	2:19.479		62.80	6.168	17:28:47.319

P21 3 D Pete CONNELL Porsche 924

IDEAL LAP TIME : 2:16.756 BEST LAP TIME : 2:19.330 DIFFERENCE : 2.574

LAP	SECTOR 1		SECTOR 2		SECTOR 3		LAP TIME		MPH	DIFF	TIME OF DAY
1 -		66.7	***1:01.959***	57.6	***31.879***		2:30.238		58.30	10.908	16:58:48.474
2 -	42.991	67.5	1:03.647	56.1	32.692		***2:19.330***	(1)	***62.87***		***17:01:07.804***
3 -	***42.918***	67.5	1:06.900	56.9	32.691		2:22.509		61.46	3.179	17:03:30.313
4 -	43.698	63.8	1:04.722	57.4	32.716		2:21.136	(2)	62.06	1.806	17:05:51.449
5 -	45.736	65.0	1:04.295	51.7	34.088		2:24.119		60.78	4.789	17:08:15.568
6 -	44.205	***70.2***	1:05.324	***61.3***	34.548		2:24.077		60.79	4.747	17:10:39.645
7 -	44.008	57.4	1:09.395	48.0	39.056		2:32.459		57.45	13.129	17:13:12.104
8 -	48.293	53.7	1:11.215	50.7	40.775		2:40.283		54.65	20.953	17:15:52.387
9 -	50.279	58.6	1:15.813	51.1	38.140		2:44.232		53.33	24.902	17:18:36.619
10 -	50.257	53.4	1:08.385	59.1	32.498		2:31.140		57.95	11.810	17:21:07.759
11 -	44.098	63.6	1:05.902	54.7	32.330		2:22.330	(3)	61.54	3.000	17:23:30.089
12 -	44.416	68.9	1:05.445	53.6	32.940		2:22.801		61.34	3.471	17:25:52.890
13 -	43.330	64.0	1:06.387	57.9	33.831		2:23.548		61.02	4.218	17:28:16.438

P22 12 I Johan DENEKAMP Marcos 1800 GT

IDEAL LAP TIME : 1:56.415 BEST LAP TIME : 1:56.415 DIFFERENCE : 0.000

LAP	SECTOR 1		SECTOR 2		SECTOR 3		LAP TIME		MPH	DIFF	TIME OF DAY
1 -		78.6	55.859	70.4	28.428	104.5	2:13.864		65.43	17.449	16:58:32.100
2 -	38.676	76.6	55.373	68.5	28.556	103.2	2:02.605		71.44	6.190	17:00:34.705
3 -	37.876	78.3	53.301	73.3	28.355	105.3	1:59.532		73.28	3.117	17:02:34.237
4 -	38.189	80.1	53.253	69.2	28.586	104.8	2:00.028		72.98	3.613	17:04:34.265
5 -	37.257	81.8	52.969	71.5	27.997	104.8	1:58.223	(3)	74.09	1.808	17:06:32.488
6 -	37.190	82.7	52.614	72.1	28.174	102.9	1:57.978	(2)	74.24	1.563	17:08:30.466
7 -	36.957	***83.1***	54.072	73.4	28.757	103.5	1:59.786		73.12	3.371	17:10:30.252
8 -	38.683	78.3	56.106	65.2	29.603	92.8	2:04.392		70.42	7.977	17:12:34.644
9 -	40.574	75.4	1:01.944	58.6	33.458	68.5	2:15.976		64.42	19.561	17:14:50.620
10 -	44.926	67.3	1:07.219	51.7	43.703	52.9	2:35.848		56.20	39.433	17:17:26.468
11 -	50.818	45.8	1:11.270	56.0	31.415	97.9	2:33.503		57.06	37.088	17:19:59.971
12 -	39.315	80.4	52.813	***74.2***	27.875	***105.6***	2:00.003		72.99	3.588	17:21:59.974
13 -	***36.688***	82.9	***52.118***	73.5	***27.609***	101.6	***1:56.415***	(1)	***75.24***		***17:23:56.389***

P23 72 C Jim DEAN Lotus Europa

IDEAL LAP TIME : 1:49.175 BEST LAP TIME : 1:50.059 DIFFERENCE : 0.884

LAP	SECTOR 1		SECTOR 2		SECTOR 3		LAP TIME		MPH	DIFF	TIME OF DAY
1 -		***89.0***	***48.377***	***80.7***	***26.116***	110.5	1:54.748		76.33	4.689	16:58:12.984
2 -	35.010	88.8	48.618	72.8	26.454	109.8	1:50.082	(2)	79.57	0.023	17:00:03.066
3 -	***34.682***	86.0	49.074	73.5	26.303	109.8	***1:50.059***	(1)	***79.59***		***17:01:53.125***
4 -	34.958	86.9	49.450	75.0	26.305	109.8	1:50.713	(3)	79.12	0.654	17:03:43.838
5 -	35.612	84.8	49.466	75.8	26.963	110.3	1:52.041		78.18	1.982	17:05:35.879
6 -	36.016	87.4	50.872	68.0	26.862	***111.4***	1:53.750		77.00	3.691	17:07:29.629
7 -	35.441	88.7	50.756	72.9	27.234	92.5	1:53.431		77.22	3.372	17:09:23.060

Weather / Track : Sunny / Dry

Brands Hatch GP
Circuit Length = 2.4332 miles
Start: 16:56 Flag 17:27 End: 17:28

Legends of Brands Hatch Superprix

HSCC 70's Road Sports

RACE 16 - SECTOR ANALYSIS

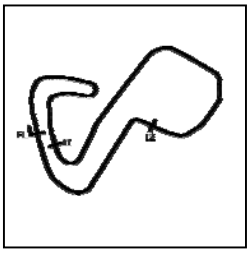

SECTOR 1 = FL to I1, SECTOR 2 = I1 to I2, SECTOR 3 = I2 to FL, DIFF = Difference To Personal Best Lap, P = Crossed Finish Line in Pit Lane, D = Time Disallowed

P24 128 B John HALL Datsun 260Z

IDEAL LAP TIME : 1:54.529 BEST LAP TIME : 1:55.025 DIFFERENCE : 0.496

LAP	SECTOR 1		SECTOR 2		SECTOR 3		LAP TIME	MPH	DIFF	TIME OF DAY
1 -		81.3	53.809	74.2	27.496	107.3	2:08.354	68.24	13.329	16:58:26.590
2 -	36.933	83.7	53.503	73.3	27.253	103.7	1:57.689	74.43	2.664	17:00:24.279
3 -	36.758	81.2	52.178	***77.3***	27.471	104.5	1:56.407	75.25	1.382	17:02:20.686
4 -	36.759	82.3	52.526	74.3	27.231	105.0	1:56.516	75.18	1.491	17:04:17.202
5 -	36.464	***84.7***	***51.886***	77.0	***26.814***	107.3	1:55.164 **(2)**	76.06	0.139	17:06:12.366
6 -	36.064	79.4	52.605	72.4	27.145	***108.5***	1:55.814 **(3)**	75.63	0.789	17:08:08.180
7 -	***35.829***	82.7	51.945	75.9	27.251	105.1	***1:55.025*** **(1)**	***76.15***		***17:10:03.205***

P25 114 B Jai SHARMA Ferrari 308 GTB

IDEAL LAP TIME : 1:52.950 BEST LAP TIME : 1:53.303 DIFFERENCE : 0.353

LAP	SECTOR 1		SECTOR 2		SECTOR 3		LAP TIME	MPH	DIFF	TIME OF DAY
1 -		81.0	52.231	67.9	27.082	108.9	2:03.771	70.77	10.468	16:58:22.007
2 -	36.036	***83.3***	51.079	***72.3***	26.711	110.5	1:53.826 **(3)**	76.95	0.523	17:00:15.833
3 -	***35.867***	82.2	50.924	69.3	26.512	111.1	***1:53.303*** **(1)**	***77.31***		***17:02:09.136***
4 -	35.909	81.9	51.163	68.1	***26.397***	111.6	1:53.469 **(2)**	77.20	0.166	17:04:02.605
5 -	36.459	83.1	51.503	69.4	26.597	***112.0***	1:54.559	76.46	1.256	17:05:57.164
6 -	37.294	81.8	***50.686***	70.9	26.897	110.5	1:54.877	76.25	1.574	17:07:52.041

P26 25 D William JENKINS Porsche 914-6

IDEAL LAP TIME : 1:59.988 BEST LAP TIME : 2:00.738 DIFFERENCE : 0.750

LAP	SECTOR 1		SECTOR 2		SECTOR 3		LAP TIME	MPH	DIFF	TIME OF DAY
1 -		77.6	56.344	70.1	***28.015***	***105.5***	2:14.975 **(3)**	64.89	14.237	16:58:33.211
2 -	***38.137***	***81.7***	59.061	68.4	28.871	97.1	2:06.069 **(2)**	69.48	5.331	17:00:39.280
3 -	38.173	79.3	***53.836***	***73.7***	28.729	86.3	***2:00.738*** **(1)**	***72.55***		***17:02:40.018***

Weather / Track : Sunny / Dry

Brands Hatch GP
Circuit Length = 2.4332 miles
Start: 16:56 Flag 17:27 End: 17:28

Legends of Brands Hatch Superprix

HSCC 70's Road Sports

RACE 16 - BEST SECTORS

	SECTOR 1			SECTOR 2			SECTOR 3			IDEAL / BEST COMPARISON					
POS	NO	NAME	TIME	NO	NAME	TIME	NO	NAME	TIME	POS	NO	NAME	IDEAL	BEST	DIFF
												PERFECT LAP	1:48.044		
1	1	CLARK	33.979	1	CLARK	48.213	1	CLARK	25.852	1	1	CLARK	1:48.044	1:48.059	0.015
2	19	LEVERETT	34.251	72	DEAN	48.377	19	LEVERETT	25.931	2	19	LEVERETT	1:48.602	1:48.701	0.099
3	72	DEAN	34.682	19	LEVERETT	48.420	72	DEAN	26.116	3	72	DEAN	1:49.175	1:50.059	0.884
4	42	KARASKAS	34.837	20	LEVERETT	49.288	37	STRONG	26.146	4	20	LEVERETT	1:50.473	1:50.686	0.213
5	20	LEVERETT	34.960	37	STRONG	49.961	20	LEVERETT	26.225	5	37	STRONG	1:51.122	1:51.508	0.386
6	37	STRONG	35.015	42	KARASKAS	50.128	45	ASHDOWN	26.304	6	42	KARASKAS	1:51.629	1:51.667	0.038
7	11	PAYNE	35.246	2	BAGNALL	50.533	114	SHARMA	26.397	7	45	ASHDOWN	1:52.270	1:53.418	1.148
8	45	ASHDOWN	35.408	45	ASHDOWN	50.558	2	BAGNALL	26.533	8	114	SHARMA	1:52.950	1:53.303	0.353
9	38	BULL	35.597	114	SHARMA	50.686	42	KARASKAS	26.664	9	11	PAYNE	1:52.953	1:53.884	0.931
10	131	BENNETT	35.748	11	PAYNE	50.898	131	BENNETT	26.752	10	2	BAGNALL	1:52.958	1:53.791	0.833
11	128	HALL	35.829	131	BENNETT	51.111	11	PAYNE	26.809	11	131	BENNETT	1:53.611	1:53.777	0.166
12	114	SHARMA	35.867	74	NEUMANN	51.818	128	HALL	26.814	12	128	HALL	1:54.529	1:55.025	0.496
13	2	BAGNALL	35.892	128	HALL	51.886	14	HOLLAND	27.447	13	38	BULL	1:55.365	1:56.622	1.257
14	74	NEUMANN	35.932	96	ROSS	51.990	38	BULL	27.557	14	74	NEUMANN	1:55.505	1:55.505	0.000
15	96	ROSS	36.146	12	DENEKAMP	52.118	12	DENEKAMP	27.609	15	96	ROSS	1:55.801	1:55.801	0.000
16	61	ALEXANDER	36.296	38	BULL	52.211	96	ROSS	27.665	16	14	HOLLAND	1:56.289	1:56.702	0.413
17	14	HOLLAND	36.477	14	HOLLAND	52.365	74	NEUMANN	27.755	17	12	DENEKAMP	1:56.415	1:56.415	0.000
18	28	BAINES	36.618	56	HUTCHISON	52.784	25	JENKINS	28.015	18	61	ALEXANDER	1:57.702	1:58.051	0.349
19	12	DENEKAMP	36.688	4	RORRISON	53.097	28	BAINES	28.050	19	56	HUTCHISON	1:57.900	1:58.612	0.712
20	4	RORRISON	36.700	61	ALEXANDER	53.262	61	ALEXANDER	28.144	20	4	RORRISON	1:57.948	1:58.694	0.746
21	56	HUTCHISON	36.971	28	BAINES	53.631	56	HUTCHISON	28.145	21	28	BAINES	1:58.299	1:58.497	0.198
22	25	JENKINS	38.137	25	JENKINS	53.836	4	RORRISON	28.151	22	25	JENKINS	1:59.988	2:00.738	0.750
23	44	OWEN	38.916	44	OWEN	56.514	44	OWEN	28.924	23	44	OWEN	2:04.354	2:05.298	0.944
24	10	ASHLEY	39.888	10	ASHLEY	57.185	10	ASHLEY	30.401	24	10	ASHLEY	2:07.474	2:08.443	0.969
25	22	REICHMAN	40.380	22	REICHMAN	1:01.154	22	REICHMAN	31.164	25	22	REICHMAN	2:12.698	2:13.311	0.613
26	3	CONNELL	42.918	3	CONNELL	1:01.959	3	CONNELL	31.879	26	3	CONNELL	2:16.756	2:19.330	2.574
27															

Weather / Track : Sunny / Dry

Brands Hatch GP
Circuit Length = 2.4332 miles
Start: 16:56 Flag 17:27 End: 17:28

Results can be found at www.tsl-timing.com

Printed - 17:29 Sunday, 30 June 2019

Legends of Brands Hatch Superprix

HSCC 70's Road Sports

RACE 16 - BEST SPEEDS

	INTERMEDIATE 1			INTERMEDIATE 2			FINISH LINE		
POS	NO	NAME	MPH	NO	NAME	MPH	NO	NAME	MPH
1	**37**	STRONG	**90.5**	**96**	ROSS	**83.3**	**37**	STRONG	**118.1**
2	**1**	CLARK	**89.4**	**19**	LEVERETT	**81.8**	**45**	ASHDOWN	**115.5**
3	**19**	LEVERETT	**89.2**	**72**	DEAN	**80.7**	**2**	BAGNALL	**114.1**
4	**72**	DEAN	**89.0**	**1**	CLARK	**80.6**	**20**	LEVERETT	**113.3**
5	**42**	KARASKAS	**88.4**	**20**	LEVERETT	**78.6**	**1**	CLARK	**112.5**
6	**2**	BAGNALL	**87.8**	**14**	HOLLAND	**78.3**	**42**	KARASKAS	**112.4**
7	**45**	ASHDOWN	**87.4**	**42**	KARASKAS	**78.1**	**114**	SHARMA	**112.0**
8	**131**	BENNETT	**85.0**	**37**	STRONG	**78.0**	**131**	BENNETT	**111.8**
9	**14**	HOLLAND	**84.8**	**38**	BULL	**77.4**	**72**	DEAN	**111.4**
10	**128**	HALL	**84.7**	**128**	HALL	**77.3**	**19**	LEVERETT	**110.1**
11	**20**	LEVERETT	**84.4**	**45**	ASHDOWN	**77.2**	**11**	PAYNE	**109.8**
12	**114**	SHARMA	**83.3**	**131**	BENNETT	**75.9**	**128**	HALL	**108.5**
13	**12**	DENEKAMP	**83.1**	**61**	ALEXANDER	**75.6**	**14**	HOLLAND	**106.5**
14	**11**	PAYNE	**82.6**	**74**	NEUMANN	**75.2**	**12**	DENEKAMP	**105.6**
15	**96**	ROSS	**81.8**	**11**	PAYNE	**74.3**	**25**	JENKINS	**105.5**
16	**25**	JENKINS	**81.7**	**12**	DENEKAMP	**74.2**	**96**	ROSS	**104.6**
17	**56**	HUTCHISON	**80.0**	**2**	BAGNALL	**73.9**	**56**	HUTCHISON	**102.7**
18	**61**	ALEXANDER	**79.9**	**56**	HUTCHISON	**73.7**	**44**	OWEN	**101.9**
19	**74**	NEUMANN	**79.5**	**25**	JENKINS	**73.7**	**4**	RORRISON	**101.6**
20	**38**	BULL	**79.4**	**28**	BAINES	**73.1**	**61**	ALEXANDER	**101.2**
21	**44**	OWEN	**79.0**	**114**	SHARMA	**72.3**	**38**	BULL	**100.6**
22	**4**	RORRISON	**78.5**	**4**	RORRISON	**71.1**	**74**	NEUMANN	**99.7**
23	**28**	BAINES	**78.1**	**44**	OWEN	**69.3**	**28**	BAINES	**99.7**
24	**10**	ASHLEY	**72.0**	**10**	ASHLEY	**67.0**	**10**	ASHLEY	**93.0**
25	**3**	CONNELL	**70.2**	**22**	REICHMAN	**66.9**	**22**	REICHMAN	**90.0**
26	**22**	REICHMAN	**68.2**	**3**	CONNELL	**61.3**			
27									

Weather / Track : Sunny / Dry

Brands Hatch GP
Circuit Length = 2.4332 miles
Start: 16:56 Flag 17:27 End: 17:28

Results can be found at www.tsl-timing.com

Printed - 17:29 Sunday, 30 June 2019

Legends of Brands Hatch Superprix

HSCC 70's Road Sports

RACE 16 - STATISTICS

Competitors Started	27
Planned Start	2019-06-30 @ 16:50:00.000
Actual Start	2019-06-30 @ 16:56:18.236
Finish Time	2019-06-30 @ 17:27:03.266
Track Length	2.4332mi.
Total Laps	347
Total Distance Covered	844.3514mi.

Session Fastest Lap History

NO	CL	NAME	LAP TIME	TIME OF DAY	LAP	VEHICLE
72	C	**Jim DEAN**	**1:54.748**	16:58:13.003	1	Lotus Europa
72	C	**Jim DEAN**	**1:50.082**	17:00:03.085	2	Lotus Europa
1	C	**Jeremy CLARK**	**1:50.037**	17:00:04.865	2	Lotus Elan S4
1	C	**Jeremy CLARK**	**1:49.806**	17:01:54.671	3	Lotus Elan S4
1	C	**Jeremy CLARK**	**1:49.663**	17:03:44.334	4	Lotus Elan S4
1	C	**Jeremy CLARK**	**1:49.580**	17:11:07.636	8	Lotus Elan S4
19	C	**Will LEVERETT**	**1:49.345**	17:23:26.053	13	Lotus Europa
1	C	**Jeremy CLARK**	**1:48.059**	17:25:13.964	14	Lotus Elan S4

Session Leader History

NO	CL	NAME	FROM LAP	LAPS LED	DISTANCE	VEHICLE
72	C	**Jim DEAN**	1	5	12.16 miles	Lotus Europa
1	C	**Jeremy CLARK**	6	10	24.33 miles	Lotus Elan S4

Flag History

TYPE	TIME OF DAY
GREEN	16:56:18.236
SAFETY	17:11:07.623
GREEN	17:19:41.298
FINISH	17:27:03.266

Flag Statistics

TYPE	COUNT	TOTAL LAPS	TOTAL TIME
Green	2	12	24:07.688
Red	0	0	0.000
Safety Car	1	3	8:33.675
FCY	0	0	0.000

Brands Hatch GP
Circuit Length = 2.4332 miles
Start: 16:56 Flag 17:27 End: 17:28

Weather / Track : Sunny / Dry

These results are provisional until the conclusion of any judicial and technical matters.

Clerk Of Course : Julian Floyd		Timekeeper : Nick Palmer

Legends of Brands Hatch Superprix

HSCC 70's Road Sports

RACE 16 - STATISTICS

CLASS : A

2 Starters

Fastest Lap History

NO	NAME	LAP TIME	TIME OF DAY	LAP	VEHICLE
2	**Adam BAGNALL**	**2:00.874**	16:58:19.123	1	Jaguar E-type S2 FHC
2	**Adam BAGNALL**	**1:54.108**	17:00:13.231	2	Jaguar E-type S2 FHC
2	**Adam BAGNALL**	**1:53.968**	17:02:07.199	3	Jaguar E-type S2 FHC
131	**Mark BENNETT**	**1:53.863**	17:04:07.255	4	MGB GTV8
131	**Mark BENNETT**	**1:53.777**	17:06:01.035	5	MGB GTV8

Leader History

NO	NAME	FROM LAP	LAPS LED	DISTANCE	VEHICLE
2	**Adam BAGNALL**	1	15	36.49 miles	Jaguar E-type S2 FHC

Brands Hatch GP

Weather / Track : Sunny / Dry

Circuit Length = 2.4332 miles

These results are provisional until the conclusion of any judicial and technical matters.

Start: 16:56 Flag 17:27 End: 17:28

Clerk Of Course : Julian Floyd		Timekeeper : Nick Palmer

Legends of Brands Hatch Superprix

HSCC 70's Road Sports

RACE 16 - STATISTICS

CLASS : B

5 Starters

Fastest Lap History

NO	NAME	LAP TIME	TIME OF DAY	LAP	VEHICLE
42	**Dave KARASKAS**	**2:02.117**	16:58:20.367	1	TVR 3000M
42	**Dave KARASKAS**	**1:53.993**	17:00:14.361	2	TVR 3000M
114	**Jai SHARMA**	**1:53.826**	17:00:15.848	2	Ferrari 308 GTB
37	**Nic STRONG**	**1:53.649**	17:00:17.043	2	Marcos GT
114	**Jai SHARMA**	**1:53.303**	17:02:09.150	3	Ferrari 308 GTB
37	**Nic STRONG**	**1:52.895**	17:02:09.936	3	Marcos GT
42	**Dave KARASKAS**	**1:52.598**	17:23:35.503	13	TVR 3000M
37	**Nic STRONG**	**1:51.554**	17:23:35.789	13	Marcos GT
37	**Nic STRONG**	**1:51.508**	17:27:20.118	15	Marcos GT

Leader History

NO	NAME	FROM LAP	LAPS LED	DISTANCE	VEHICLE
42	**Dave KARASKAS**	1	15	36.49 miles	TVR 3000M

Brands Hatch GP

Weather / Track : Sunny / Dry

Circuit Length = 2.4332 miles

These results are provisional until the conclusion of any judicial and technical matters.

Start: 16:56 Flag 17:27 End: 17:28

Clerk Of Course : Julian Floyd		Timekeeper : Nick Palmer

Legends of Brands Hatch Superprix

HSCC 70's Road Sports

RACE 16 - STATISTICS

CLASS : C

7 Starters

Fastest Lap History

NO	NAME	LAP TIME	TIME OF DAY	LAP	VEHICLE
72	**Jim DEAN**	**1:54.748**	16:58:13.003	1	Lotus Europa
72	**Jim DEAN**	**1:50.082**	17:00:03.085	2	Lotus Europa
1	**Jeremy CLARK**	**1:50.037**	17:00:04.865	2	Lotus Elan S4
1	**Jeremy CLARK**	**1:49.806**	17:01:54.671	3	Lotus Elan S4
1	**Jeremy CLARK**	**1:49.663**	17:03:44.334	4	Lotus Elan S4
1	**Jeremy CLARK**	**1:49.580**	17:11:07.636	8	Lotus Elan S4
19	**Will LEVERETT**	**1:49.345**	17:23:26.053	13	Lotus Europa
1	**Jeremy CLARK**	**1:48.059**	17:25:13.964	14	Lotus Elan S4

Leader History

NO	NAME	FROM LAP	LAPS LED	DISTANCE	VEHICLE
72	**Jim DEAN**	1	5	12.16 miles	Lotus Europa
1	**Jeremy CLARK**	6	10	24.33 miles	Lotus Elan S4

Brands Hatch GP
Circuit Length = 2.4332 miles
Start: 16:56 Flag 17:27 End: 17:28

Weather / Track : Sunny / Dry

These results are provisional until the conclusion of any judicial and technical matters.

Clerk Of Course : Julian Floyd		Timekeeper : Nick Palmer

Legends of Brands Hatch Superprix

HSCC 70's Road Sports

RACE 16 - STATISTICS

CLASS : D

7 Starters

Fastest Lap History

NO	NAME	LAP TIME	TIME OF DAY	LAP	VEHICLE
74	**Mike NEUMANN**	**2:09.553**	16:58:27.802	1	Alfa Romeo 2000 GTV
74	**Mike NEUMANN**	**1:58.031**	17:00:25.832	2	Alfa Romeo 2000 GTV
74	**Mike NEUMANN**	**1:57.356**	17:02:23.188	3	Alfa Romeo 2000 GTV
74	**Mike NEUMANN**	**1:57.339**	17:10:14.378	7	Alfa Romeo 2000 GTV
74	**Mike NEUMANN**	**1:56.124**	17:23:49.300	13	Alfa Romeo 2000 GTV
74	**Mike NEUMANN**	**1:55.505**	17:27:42.289	15	Alfa Romeo 2000 GTV

Leader History

NO	NAME	FROM LAP	LAPS LED	DISTANCE	VEHICLE
74	**Mike NEUMANN**	1	15	36.49 miles	Alfa Romeo 2000 GTV

Brands Hatch GP

Weather / Track : Sunny / Dry

Circuit Length = 2.4332 miles

These results are provisional until the conclusion of any judicial and technical matters.

Start: 16:56 Flag 17:27 End: 17:28

Clerk Of Course : Julian Floyd		Timekeeper : Nick Palmer

Legends of Brands Hatch Superprix

HSCC 70's Road Sports

RACE 16 - STATISTICS

CLASS : I

6 Starters

Fastest Lap History

NO	NAME	LAP TIME	TIME OF DAY	LAP	VEHICLE
45	**Rupert ASHDOWN**	**2:02.904**	16:58:21.167	1	Lotus Elan
45	**Rupert ASHDOWN**	**1:53.894**	17:00:15.061	2	Lotus Elan
45	**Rupert ASHDOWN**	**1:53.418**	17:02:08.479	3	Lotus Elan

Leader History

NO	NAME	FROM LAP	LAPS LED	DISTANCE	VEHICLE
45	**Rupert ASHDOWN**	1	15	36.49 miles	Lotus Elan

Brands Hatch GP
Circuit Length = 2.4332 miles
Start: 16:56 Flag 17:27 End: 17:28

Weather / Track : Sunny / Dry

These results are provisional until the conclusion of any judicial and technical matters.

Clerk Of Course : Julian Floyd		Timekeeper : Nick Palmer

Sheet No:

Legends of Brands Hatch Superprix

HSCC Historic Road Sports

QUALIFYING - RACE 17 - CLASSIFICATION

POS	NO	CL	PIC	NAME	ENTRY	TIME	ON	LAPS	GAP	DIFF	MPH
1	**98**	A	1	**Kevin KIVLOCHAN**	AC Cobra	**1:45.666**	5	8			82.90
2	**111**	A	2	**Richard PLANT**	Morgan Plus 8	**1:46.750**	7	8	**1.084**	1.084	82.05
3	**19**	A	3	**Jonathan EDWARDS**	Morgan Plus 8	**1:48.990**	8	8	**3.324**	2.240	80.37
4	**51**	C	1	**Shad EDDIN**	Ginetta G4	**1:50.966**	7	7	**5.300**	1.976	78.94
5	**91**	A	4	**Neil MERRY**	Sunbeam Tiger	**1:51.858**	7	7	**6.192**	0.892	78.31
6	**54**	A	5	**Philip St CLAIR TISDALL**	Morgan Plus 8	**1:52.080**	3	8	**6.414**	0.222	78.15
7	**45**	C	2	**Barry ASHDOWN**	Lotus Elan	**1:52.940**	6	7	**7.274**	0.860	77.56
8	**271**	FIS	1	**Brian ARCULUS**	Lotus Elite	**1:54.190**	7	7	**8.524**	1.250	76.71
9	**171**	G	1	**Kelvin LAIDLAW**	Morgan Plus 8	**1:55.075**	8	8	**9.409**	0.885	76.12
10	**7**	C	3	**Mike LEESE**	Lotus Seven S2	**1:56.508**	6	7	**10.842**	1.433	75.18
11	**74**	G	2	**Steven FARRALL**	Diva GT	**1:56.572**	6	7	**10.906**	0.064	75.14
12	**6**	B	1	**Johan DENEKAMP**	TVR Tuscan	**1:57.623**	7	7	**11.957**	1.051	74.47
13	**53**	C	4	**Adrian GILBERT**	Lotus Elan S3	**1:58.521**	7	7	**12.855**	0.898	73.90
14	**96**	G	3	**Adam ROSS**	Alfa Romeo 1750 Spider Veloce	**1:59.931**	6	7	**14.265**	1.410	73.04
15	**21**	FIS	2	**Neil CAMERON**	Austin Healey Sprite Mk1	**2:01.982**	7	7	**16.316**	2.051	71.81
16	**37**	C	5	**Mervyn SELWYN**	Lotus Elan S3	**2:02.565**	6	7	**16.899**	0.583	71.47
17	**42**	FIS	3	**Geoff OTTLEY**	Jaguar XK120	**2:02.819**	4	7	**17.153**	0.254	71.32
18	**17**	FIS	4	**Alex QUATTLEBAUM**	Leco Sports	**2:04.121**	6	6	**18.455**	1.302	70.57
19	**40**	FIS	5	**Barry DYE**	Lotus Elite	**2:08.343**	3	7	**22.677**	4.222	68.25
20	**33**	FIS	6	**Tristan BRADFIELD**	Sunbeam Alpine Le Mans	**2:08.564**	7	7	**22.898**	0.221	68.13
21	**22**	E	1	**Tony DAVIS**	Austin Healey Sprite Mk1	**2:09.539**	3	5	**23.873**	0.975	67.62
22	**88**	D	1	**Harry BROWN**	MGB GT	**2:09.673**	6	6	**24.007**	0.134	67.55
23	**90**	D	2	**Josh BARNETT**	MGB	**2:14.003**	2	2	**28.337**	4.330	65.37
24	**8**	B	2	**Leigh SEBBA**	Morgan Plus 4	**2:14.957**	6	6	**29.291**	0.954	64.90
25	**67**	FIS	7	**Mark SHEARS**	Morgan +4	**2:15.084**	6	6	**29.418**	0.127	64.84
26	**70**	FIS	8	**Alan HOUSE**	Morgan +4	**2:15.397**	5	6	**29.731**	0.313	64.69
27	**160**	FIS	9	**Harry NAERGER**	Jowett Jupiter	**2:37.042**	3	3	**51.376**	21.645	55.78

Brands Hatch GP
Circuit Length = 2.4332 miles
Start: 10:01 Flag 10:16 End: 10:18

Weather / Track : Sunny / Dry

These results are provisional until the conclusion of any judicial and technical matters.

Clerk Of Course : Julian Floyd		Timekeeper : Nick Palmer

Results can be found at www.tsl-timing.com

Printed - 10:18 Sunday, 30 June 2019

Legends of Brands Hatch Superprix

HSCC Historic Road Sports

QUALIFYING - RACE 17 - SECTOR ANALYSIS

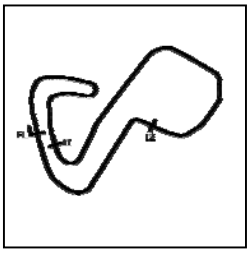

SECTOR 1 = FL to I1, SECTOR 2 = I1 to I2, SECTOR 3 = I2 to FL, DIFF = Difference To Personal Best Lap, P = Crossed Finish Line in Pit Lane, D = Time Disallowed

P1 98 A Kevin KIVLOCHAN AC Cobra

IDEAL LAP TIME : 1:45.632 BEST LAP TIME : 1:45.666 DIFFERENCE : 0.034

LAP	SECTOR 1		SECTOR 2		SECTOR 3		LAP TIME		MPH	DIFF	TIME OF DAY
1 -	OUTLAP	84.6	50.294	68.0	26.313	125.9	1:56.531		75.17	10.865	10:04:20.489
2 -	34.466	93.5	47.577	71.2	25.118	127.0	1:47.161	(2)	81.74	1.495	10:06:07.650
3 -	34.178	91.5	48.849	69.8	26.943	122.2	1:49.970	(3)	79.65	4.304	10:07:57.620
4 -	36.354	64.7	51.960	67.3	28.320	124.2	1:56.634		75.10	10.968	10:09:54.254
5 -	33.875	94.6	***46.936***	***79.2***	***24.855***	***129.5***	***1:45.666***	(1)	***82.90***		***10:11:39.920***
6 -	35.588	85.1	56.074	67.9	26.668	129.0	1:58.330		74.02	12.664	10:13:38.250
7 -	***33.841***	***97.6***	48.738	75.6	27.621	94.7	1:50.200		79.49	4.534	10:15:28.450
8 -	38.263	86.4	49.880	72.5	25.707	117.1	1:53.850		76.94	8.184	10:17:22.300

P2 111 A Richard PLANT Morgan Plus 8

IDEAL LAP TIME : 1:46.468 BEST LAP TIME : 1:46.750 DIFFERENCE : 0.282

LAP	SECTOR 1		SECTOR 2		SECTOR 3		LAP TIME		MPH	DIFF	TIME OF DAY
1 -	OUTLAP	87.9	49.671	67.1	26.289	115.5	1:55.361		75.93	8.611	10:04:01.844
2 -	34.200	88.5	47.861	75.2	25.776	***117.1***	1:47.837		81.23	1.087	10:05:49.681
3 -	***33.568***	88.7	48.640	77.6	25.762	115.9	1:47.970		81.13	1.220	10:07:37.651
4 -	33.668	89.2	48.309	72.3	25.685	116.9	1:47.662	(3)	81.36	0.912	10:09:25.313
5 -	34.546	85.0	50.624	77.2	25.664	115.9	1:50.834		79.03	4.084	10:11:16.147
6 -	33.826	88.8	48.531	74.7	25.944	116.5	1:48.301		80.88	1.551	10:13:04.448
7 -	33.624	89.9	***47.543***	76.1	25.583	110.9	***1:46.750***	(1)	***82.05***		***10:14:51.198***
8 -	33.863	***90.6***	47.889	***79.2***	***25.357***	***117.1***	1:47.109	(2)	81.78	0.359	10:16:38.307

P3 19 A Jonathan EDWARDS Morgan Plus 8

IDEAL LAP TIME : 1:48.760 BEST LAP TIME : 1:48.990 DIFFERENCE : 0.230

LAP	SECTOR 1		SECTOR 2		SECTOR 3		LAP TIME		MPH	DIFF	TIME OF DAY
1 -	OUTLAP	81.0	54.042	65.9	28.407	110.9	2:04.906		70.13	15.916	10:04:13.889
2 -	35.564	85.2	51.237	69.4	27.905	105.1	1:54.706		76.36	5.716	10:06:08.595
3 -	36.315	86.7	51.401	72.4	26.829	94.7	1:54.545		76.47	5.555	10:08:03.140
4 -	40.005	70.1	55.468	65.0	28.477	113.1	2:03.950		70.67	14.960	10:10:07.090
5 -	35.244	87.8	50.725	78.2	26.568	115.1	1:52.537		77.83	3.547	10:11:59.627
6 -	34.857	85.5	50.285	73.5	***25.779***	116.9	1:50.921	(2)	78.97	1.931	10:13:50.548
7 -	34.323	92.8	51.107	71.0	26.545	114.9	1:51.975	(3)	78.23	2.985	10:15:42.523
8 -	***34.221***	***93.2***	***48.760***	***79.6***	26.009	***117.1***	***1:48.990***	(1)	***80.37***		***10:17:31.513***

P4 51 C Shad EDDIN Ginetta G4

IDEAL LAP TIME : 1:50.705 BEST LAP TIME : 1:50.966 DIFFERENCE : 0.261

LAP	SECTOR 1		SECTOR 2		SECTOR 3		LAP TIME		MPH	DIFF	TIME OF DAY
1 -	OUTLAP	68.5	1:00.913	62.2	27.709	105.8	2:12.499		66.11	21.533	10:04:55.861
2 -	39.625	73.1	57.165	71.6	26.780	***109.2***	2:03.570		70.88	12.604	10:06:59.431
3 -	35.545	81.6	51.136	72.7	26.728	108.0	1:53.409		77.24	2.443	10:08:52.840
4 -	34.732	***82.9***	51.202	75.2	26.426	108.7	1:52.360	(3)	77.96	1.394	10:10:45.200
5 -	34.900	78.5	50.091	***78.1***	26.710	108.0	1:51.701	(2)	78.42	0.735	10:12:36.901
6 -	35.470	81.9	50.741	75.3	***26.341***	108.0	1:52.552		77.82	1.586	10:14:29.453
7 -	***34.608***	81.1	***49.756***	74.1	26.602	108.7	***1:50.966***	(1)	***78.94***		***10:16:20.419***

P5 91 A Neil MERRY Sunbeam Tiger

IDEAL LAP TIME : 1:50.671 BEST LAP TIME : 1:51.858 DIFFERENCE : 1.187

LAP	SECTOR 1		SECTOR 2		SECTOR 3		LAP TIME		MPH	DIFF	TIME OF DAY
1 -	OUTLAP	74.8	55.718	67.1	27.915	110.7	2:07.714		68.58	15.856	10:04:36.682
2 -	36.646	85.5	52.151	66.3	27.585	114.5	1:56.382		75.26	4.524	10:06:33.064
3 -	35.447	83.6	50.043	69.3	27.187	113.1	1:52.677	(3)	77.74	0.819	10:08:25.741
4 -	35.495	86.5	50.655	***77.3***	***25.883***	***117.3***	1:52.033	(2)	78.18	0.175	10:10:17.774
5 -	35.996	***88.6***	50.385	71.7	26.625	117.1	1:53.006		77.51	1.148	10:12:10.780
6 -	35.322	86.2	***50.014***	73.0	27.510	113.5	1:52.846		77.62	0.988	10:14:03.626
7 -	***34.774***	86.8	50.974	76.9	26.110	116.7	***1:51.858***	(1)	***78.31***		***10:15:55.484***

Weather / Track : Sunny / Dry

Brands Hatch GP
Circuit Length = 2.4332 miles
Start: 10:01 Flag 10:16 End: 10:18

Legends of Brands Hatch Superprix

HSCC Historic Road Sports

QUALIFYING - RACE 17 - SECTOR ANALYSIS

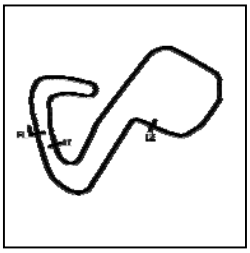

SECTOR 1 = FL to I1, SECTOR 2 = I1 to I2, SECTOR 3 = I2 to FL, DIFF = Difference To Personal Best Lap, P = Crossed Finish Line in Pit Lane, D = Time Disallowed

P6 54 A Philip St CLAIR TISDALL — Morgan Plus 8

IDEAL LAP TIME : 1:52.046 BEST LAP TIME : 1:52.080 DIFFERENCE : 0.034

LAP	SECTOR 1		SECTOR 2		SECTOR 3		LAP TIME		MPH	DIFF	TIME OF DAY
1 -	OUTLAP	76.6	53.836	67.9	27.693	110.7	2:03.785		70.76	11.705	10:04:15.800
2 -	37.418	79.2	52.149	62.5	26.866	113.1	1:56.433		75.23	4.353	10:06:12.233
3 -	35.028	83.3	***50.790***	66.9	***26.262***	112.4	***1:52.080***	**(1)**	***78.15***		***10:08:04.313***
4 -	35.761	85.8	51.780	68.4	26.658	112.0	1:54.199		76.70	2.119	10:09:58.512
5 -	***34.994***	84.4	52.161	70.5	26.414	***115.5***	1:53.569	**(3)**	77.13	1.489	10:11:52.081
6 -	35.313	81.6	52.134	***72.3***	26.466	112.5	1:53.913		76.89	1.833	10:13:45.994
7 -	35.355	81.9	51.614	70.7	26.353	113.9	1:53.322	**(2)**	77.30	1.242	10:15:39.316
8 -	35.260	***86.5***	51.023	69.6	27.320	89.0	1:53.603		77.10	1.523	10:17:32.919

P7 45 C Barry ASHDOWN — Lotus Elan

IDEAL LAP TIME : 1:52.940 BEST LAP TIME : 1:52.940 DIFFERENCE : 0.000

LAP	SECTOR 1		SECTOR 2		SECTOR 3		LAP TIME		MPH	DIFF	TIME OF DAY
1 -	OUTLAP	56.9	59.023	58.4	28.858	105.6	2:17.992		63.48	25.052	10:05:14.217
2 -	37.332	75.4	52.850	65.1	28.811	107.0	1:58.993		73.61	6.053	10:07:13.210
3 -	36.001	79.3	55.926	62.8	28.097	98.5	2:00.024		72.98	7.084	10:09:13.234
4 -	36.548	79.9	52.246	64.2	26.948	113.5	1:55.742		75.68	2.802	10:11:08.976
5 -	35.786	84.5	52.556	64.4	27.001	109.2	1:55.343	**(3)**	75.94	2.403	10:13:04.319
6 -	***35.721***	***85.3***	***50.886***	***70.2***	***26.333***	***114.3***	***1:52.940***	**(1)**	***77.56***		***10:14:57.259***
7 -	35.765	82.2	52.794	70.1	26.589	114.1	1:55.148	**(2)**	76.07	2.208	10:16:52.407

P8 271 FIS Brian ARCULUS — Lotus Elite

IDEAL LAP TIME : 1:54.190 BEST LAP TIME : 1:54.190 DIFFERENCE : 0.000

LAP	SECTOR 1		SECTOR 2		SECTOR 3		LAP TIME		MPH	DIFF	TIME OF DAY
1 -	OUTLAP	70.4	59.282	52.8	30.127	104.8	2:13.626		65.55	19.436	10:04:53.095
2 -	37.669	79.4	54.394	70.5	28.231	105.6	2:00.294		72.82	6.104	10:06:53.389
3 -	36.150	83.2	52.691	70.1	28.104	106.6	1:56.945		74.90	2.755	10:08:50.334
4 -	36.472	81.2	52.899	68.6	27.816	106.6	1:57.187		74.75	2.997	10:10:47.521
5 -	35.746	83.3	52.163	***74.3***	27.551	***107.3***	1:55.460	**(2)**	75.86	1.270	10:12:42.981
6 -	35.594	83.4	52.140	72.2	28.658	101.0	1:56.392	**(3)**	75.26	2.202	10:14:39.373
7 -	***35.543***	***83.5***	***51.254***	71.3	***27.393***	107.2	***1:54.190***	**(1)**	***76.71***		***10:16:33.563***

P9 171 G Kelvin LAIDLAW — Morgan Plus 8

IDEAL LAP TIME : 1:54.916 BEST LAP TIME : 1:55.075 DIFFERENCE : 0.159

LAP	SECTOR 1		SECTOR 2		SECTOR 3		LAP TIME		MPH	DIFF	TIME OF DAY
1 -	OUTLAP	70.1	57.393	57.8	28.594	108.0	2:09.331		67.73	14.256	10:04:23.313
2 -	35.762	78.9	53.710	69.7	27.809	106.0	1:57.281		74.69	2.206	10:06:20.594
3 -	36.144	81.5	52.438	67.5	27.496	108.2	1:56.078	**(3)**	75.46	1.003	10:08:16.672
4 -	36.100	81.9	53.466	69.7	27.597	106.6	1:57.163		74.76	2.088	10:10:13.835
5 -	37.032	81.1	53.362	64.5	28.303	***108.7***	1:58.697		73.80	3.622	10:12:12.532
6 -	35.913	***82.0***	***51.946***	69.6	27.549	107.2	1:55.408	**(2)**	75.90	0.333	10:14:07.940
7 -	36.359	77.9	52.519	***70.9***	27.826	107.2	1:56.704		75.06	1.629	10:16:04.644
8 -	***35.697***	78.8	52.105	68.6	***27.273***	105.0	***1:55.075***	**(1)**	***76.12***		***10:17:59.719***

P10 7 C Mike LEESE — Lotus Seven S2

IDEAL LAP TIME : 1:56.340 BEST LAP TIME : 1:56.508 DIFFERENCE : 0.168

LAP	SECTOR 1		SECTOR 2		SECTOR 3		LAP TIME		MPH	DIFF	TIME OF DAY
1 -	OUTLAP	68.6	1:03.560	66.9	28.659	103.0	2:16.494		64.17	19.986	10:05:01.261
2 -	38.480	77.1	58.940	61.3	28.700	101.8	2:06.120		69.45	9.612	10:07:07.381
3 -	39.126	76.0	57.674	65.7	29.342	93.2	2:06.142		69.44	9.634	10:09:13.523
4 -	38.626	78.8	55.623	69.6	29.308	99.1	2:03.557		70.89	7.049	10:11:17.080
5 -	36.959	***83.2***	52.670	***72.3***	***27.714***	103.2	1:57.343	**(2)**	74.65	0.835	10:13:14.423
6 -	***36.636***	82.3	***51.990***	68.0	27.882	***103.7***	***1:56.508***	**(1)**	***75.18***		***10:15:10.931***
7 -	37.079	78.8	52.724	70.9	30.373	103.0	2:00.176	**(3)**	72.89	3.668	10:17:11.107

Weather / Track : Sunny / Dry

Brands Hatch GP
Circuit Length = 2.4332 miles
Start: 10:01 Flag 10:16 End: 10:18

Legends of Brands Hatch Superprix

HSCC Historic Road Sports

QUALIFYING - RACE 17 - SECTOR ANALYSIS

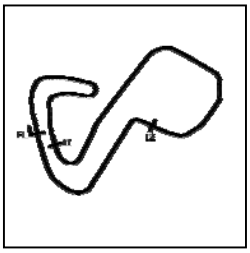

SECTOR 1 = FL to I1, SECTOR 2 = I1 to I2, SECTOR 3 = I2 to FL, DIFF = Difference To Personal Best Lap, P = Crossed Finish Line in Pit Lane, D = Time Disallowed

P11 74 G Steven FARRALL Diva GT

IDEAL LAP TIME : 1:56.421 BEST LAP TIME : 1:56.572 DIFFERENCE : 0.151

LAP	SECTOR 1		SECTOR 2		SECTOR 3		LAP TIME		MPH	DIFF	TIME OF DAY
1 -	OUTLAP	69.3	57.100	64.2	28.936	105.6	2:09.806		67.48	13.234	10:05:02.145
2 -	38.341	76.6	58.800	57.8	28.892	106.8	2:06.033		69.50	9.461	10:07:08.178
3 -	38.727	80.4	57.826	62.6	29.289	94.1	2:05.842		69.60	9.270	10:09:14.020
4 -	38.198	83.0	54.960	64.3	28.911	105.6	2:02.069		71.76	5.497	10:11:16.089
5 -	37.330	84.2	***52.230***	64.9	28.292	106.5	1:57.852	**(3)**	74.32	1.280	10:13:13.941
6 -	***36.372***	***84.7***	52.381	68.0	***27.819***	***107.0***	***1:56.572***	**(1)**	***75.14***		***10:15:10.513***
7 -	36.810	80.9	53.031	***71.1***	27.992	92.6	1:57.833	**(2)**	74.34	1.261	10:17:08.346

P12 6 B Johan DENEKAMP TVR Tuscan

IDEAL LAP TIME : 1:57.600 BEST LAP TIME : 1:57.623 DIFFERENCE : 0.023

LAP	SECTOR 1		SECTOR 2		SECTOR 3		LAP TIME		MPH	DIFF	TIME OF DAY
1 -	OUTLAP	58.1	1:00.903	59.3	30.862	95.4	2:19.955		62.59	22.332	10:04:56.013
2 -	40.988	70.1	1:00.390	61.7	29.641	103.7	2:11.019		66.85	13.396	10:07:07.032
3 -	38.945	76.5	55.198	***67.3***	28.952	103.4	2:03.095		71.16	5.472	10:09:10.127
4 -	37.732	77.9	54.750	63.5	28.535	102.2	2:01.017		72.38	3.394	10:11:11.144
5 -	37.914	***81.3***	53.841	64.2	28.172	103.7	1:59.927	**(3)**	73.04	2.304	10:13:11.071
6 -	37.984	80.0	53.015	67.2	***28.064***	***106.6***	1:59.063	**(2)**	73.57	1.440	10:15:10.134
7 -	***37.034***	79.6	***52.502***	66.4	28.087	105.3	***1:57.623***	**(1)**	***74.47***		***10:17:07.757***

P13 53 C Adrian GILBERT Lotus Elan S3

IDEAL LAP TIME : 1:58.521 BEST LAP TIME : 1:58.521 DIFFERENCE : 0.000

LAP	SECTOR 1		SECTOR 2		SECTOR 3		LAP TIME		MPH	DIFF	TIME OF DAY
1 -	OUTLAP	70.1	1:02.668	58.2	31.318	99.7	2:21.313		61.98	22.792	10:04:53.174
2 -	40.707	77.0	1:00.618	62.0	29.297	106.8	2:10.622		67.06	12.101	10:07:03.796
3 -	39.043	78.8	57.330	68.2	29.337	105.6	2:05.710		69.68	7.189	10:09:09.506
4 -	39.641	79.2	57.562	69.1	30.612	89.5	2:07.815		68.53	9.294	10:11:17.321
5 -	38.705	81.0	55.425	69.1	29.553	107.7	2:03.683	**(3)**	70.82	5.162	10:13:21.004
6 -	37.771	80.5	55.593	72.6	27.861	110.3	2:01.225	**(2)**	72.26	2.704	10:15:22.229
7 -	***37.279***	***83.6***	***53.792***	***73.9***	***27.450***	***110.9***	***1:58.521***	**(1)**	***73.90***		***10:17:20.750***

P14 96 G Adam ROSS Alfa Romeo 1750 Spider Veloce

IDEAL LAP TIME : 1:59.931 BEST LAP TIME : 1:59.931 DIFFERENCE : 0.000

LAP	SECTOR 1		SECTOR 2		SECTOR 3		LAP TIME		MPH	DIFF	TIME OF DAY
1 -	OUTLAP	62.5	1:02.864	62.6	31.036	96.8	2:23.777		60.92	23.846	10:05:01.403
2 -	41.137	71.1	58.628	55.8	30.672	100.0	2:10.437		67.15	10.506	10:07:11.840
3 -	39.200	78.2	54.717	***71.6***	29.334	99.2	2:03.251	**(2)**	71.07	3.320	10:09:15.091
4 -	39.473	79.5	56.515	63.6	29.251	***101.3***	2:05.239		69.94	5.308	10:11:20.330
5 -	38.898	79.7	57.431	56.0	30.842	101.0	2:07.171		68.88	7.240	10:13:27.501
6 -	***37.841***	***80.2***	***53.444***	70.0	***28.646***	100.1	***1:59.931***	**(1)**	***73.04***		***10:15:27.432***
7 -	40.306	70.7	54.150	67.0	28.811	94.6	2:03.267	**(3)**	71.06	3.336	10:17:30.699

P15 21 FIS Neil CAMERON Austin Healey Sprite Mk1

IDEAL LAP TIME : 2:01.391 BEST LAP TIME : 2:01.982 DIFFERENCE : 0.591

LAP	SECTOR 1		SECTOR 2		SECTOR 3		LAP TIME		MPH	DIFF	TIME OF DAY
1 -	OUTLAP	66.6	1:03.675	56.7	32.512	92.9	2:27.609		59.34	25.627	10:05:17.208
2 -	39.968	70.5	58.307	62.1	29.638	96.2	2:07.913		68.48	5.931	10:07:25.121
3 -	39.320	69.0	57.376	63.1	30.689	94.3	2:07.385		68.76	5.403	10:09:32.506
4 -	37.820	70.7	57.171	60.6	29.488	***96.8***	2:04.479	**(3)**	70.37	2.497	10:11:36.985
5 -	38.874	73.4	58.512	63.4	29.443	95.7	2:06.829		69.06	4.847	10:13:43.814
6 -	***37.407***	68.4	56.242	***68.5***	29.223	96.4	2:02.872	**(2)**	71.29	0.890	10:15:46.686
7 -	37.998	***76.0***	***54.955***	68.4	***29.029***	96.6	***2:01.982***	**(1)**	***71.81***		***10:17:48.668***

P16 37 C Mervyn SELWYN Lotus Elan S3

IDEAL LAP TIME : 2:02.396 BEST LAP TIME : 2:02.565 DIFFERENCE : 0.169

LAP	SECTOR 1	SECTOR 2	SECTOR 3	LAP TIME	MPH	DIFF	TIME OF DAY

Weather / Track : Sunny / Dry

Brands Hatch GP
Circuit Length = 2.4332 miles
Start: 10:01 Flag 10:16 End: 10:18

Legends of Brands Hatch Superprix

HSCC Historic Road Sports

QUALIFYING - RACE 17 - SECTOR ANALYSIS

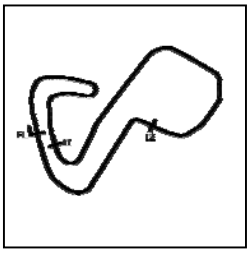

SECTOR 1 = FL to I1, SECTOR 2 = I1 to I2, SECTOR 3 = I2 to FL, DIFF = Difference To Personal Best Lap, P = Crossed Finish Line in Pit Lane, D = Time Disallowed

1 -	OUTLAP	70.1	1:01.299	54.9	31.459	98.3	2:19.651		62.72	17.086	10:04:54.111
2 -	40.787	74.6	1:01.620	60.6	29.514	100.4	2:11.921		66.40	9.356	10:07:06.032
3 -	39.510	77.9	58.054	62.4	29.478	101.8	2:07.042		68.95	4.477	10:09:13.074
4 -	38.853	78.6	58.511	63.1	29.482	97.6	2:06.846		69.05	4.281	10:11:19.920
5 -	38.945	78.9	56.665	66.4	28.796	98.8	2:04.406	(3)	70.41	1.841	10:13:24.326
6 -	38.595	79.2	***55.420***	***67.9***	***28.550***	100.0	***2:02.565***	**(1)**	***71.47***		***10:15:26.891***
7 -	***38.426***	***80.3***	56.186	67.2	28.764	***104.5***	2:03.376	**(2)**	71.00	0.811	10:17:30.267

P17 42 FIS Geoff OTTLEY — Jaguar XK120

IDEAL LAP TIME : 2:02.075 BEST LAP TIME : 2:02.819 DIFFERENCE : 0.744

LAP	SECTOR 1		SECTOR 2		SECTOR 3		LAP TIME		MPH	DIFF	TIME OF DAY
1 -	OUTLAP	73.7	56.421	68.7	29.733	101.0	2:10.659		67.04	7.840	10:04:30.697
2 -	38.115	76.5	56.234	68.7	30.170	***102.4***	2:04.519		70.34	1.700	10:06:35.216
3 -	38.257	77.0	55.493	69.7	***29.095***	101.6	2:02.845	**(2)**	71.30	0.026	10:08:38.061
4 -	***37.864***	***77.6***	***55.116***	69.7	29.839	99.7	***2:02.819***	**(1)**	***71.32***		***10:10:40.880***
5 -	39.930	72.7	56.723	***69.9***	29.600	98.9	2:06.253		69.38	3.434	10:12:47.133
6 -	38.604	76.5	55.978	68.2	29.646	96.4	2:04.228	**(3)**	70.51	1.409	10:14:51.361
7 -	39.055	68.2	56.319	66.9	29.831	90.4	2:05.205		69.96	2.386	10:16:56.566

P18 17 FIS Alex QUATTLEBAUM — Leco Sports

IDEAL LAP TIME : 2:03.971 BEST LAP TIME : 2:04.121 DIFFERENCE : 0.150

LAP	SECTOR 1		SECTOR 2		SECTOR 3		LAP TIME		MPH	DIFF	TIME OF DAY
1 -	OUTLAP	60.7	1:07.483	53.3	36.416	90.6	2:36.063		56.13	31.942	10:05:49.121
2 -	40.161	72.1	1:01.413	57.7	31.910	93.5	2:13.484		65.62	9.363	10:08:02.605
3 -	39.677	72.3	59.046	59.7	30.689	***98.8***	2:09.412		67.68	5.291	10:10:12.017
4 -	39.139	69.3	58.105	66.5	30.402	96.8	2:07.646	**(3)**	68.62	3.525	10:12:19.663
5 -	38.331	70.4	57.438	***68.4***	***29.602***	96.0	2:05.371	**(2)**	69.87	1.250	10:14:25.034
6 -	***38.251***	***74.1***	***56.118***	67.7	29.752	97.1	***2:04.121***	**(1)**	***70.57***		***10:16:29.155***

P19 40 FIS Barry DYE — Lotus Elite

IDEAL LAP TIME : 2:07.982 BEST LAP TIME : 2:08.343 DIFFERENCE : 0.361

LAP	SECTOR 1		SECTOR 2		SECTOR 3		LAP TIME		MPH	DIFF	TIME OF DAY
1 -	OUTLAP	62.5	1:03.586	58.0	30.736	100.3	2:18.870		63.07	10.527	10:05:00.035
2 -	40.547	57.0	1:00.112	53.8	33.010	97.2	2:13.669		65.53	5.326	10:07:13.704
3 -	***39.558***	68.1	***58.853***	63.5	29.932	100.3	***2:08.343***	**(1)**	***68.25***		***10:09:22.047***
4 -	40.584	61.1	1:03.701	***64.9***	***29.571***	101.5	2:13.856		65.44	5.513	10:11:35.903
5 -	41.354	44.9	1:02.477	58.0	30.216	100.6	2:14.047		65.34	5.704	10:13:49.950
6 -	41.077	69.6	58.875	61.4	29.903	***101.6***	2:09.855	**(3)**	67.45	1.512	10:15:59.805
7 -	39.938	***76.0***	59.001	60.9	30.045	94.7	2:08.984	**(2)**	67.91	0.641	10:18:08.789

P20 33 FIS Tristan BRADFIELD — Sunbeam Alpine Le Mans

IDEAL LAP TIME : 2:08.564 BEST LAP TIME : 2:08.564 DIFFERENCE : 0.000

LAP	SECTOR 1		SECTOR 2		SECTOR 3		LAP TIME		MPH	DIFF	TIME OF DAY
1 -	OUTLAP	69.5	1:03.313	54.9	32.515	93.2	2:23.048		61.23	14.484	10:04:45.244
2 -	41.835	68.4	1:01.057	63.6	31.197	92.4	2:14.089		65.32	5.525	10:06:59.333
3 -	41.640	73.1	1:00.214	57.8	31.853	96.2	2:13.707		65.51	5.143	10:09:13.040
4 -	41.837	71.0	58.831	65.9	30.446	***96.5***	2:11.114		66.81	2.550	10:11:24.154
5 -	40.537	73.1	58.544	62.2	30.870	96.0	2:09.951	**(2)**	67.40	1.387	10:13:34.105
6 -	40.543	73.5	59.688	65.9	30.424	96.0	2:10.655	**(3)**	67.04	2.091	10:15:44.760
7 -	***39.941***	***73.9***	***58.287***	***67.2***	***30.336***	96.0	***2:08.564***	**(1)**	***68.13***		***10:17:53.324***

P21 22 E Tony DAVIS — Austin Healey Sprite Mk1

IDEAL LAP TIME : 2:07.344 BEST LAP TIME : 2:09.539 DIFFERENCE : 2.195

LAP	SECTOR 1		SECTOR 2		SECTOR 3		LAP TIME		MPH	DIFF	TIME OF DAY
1 -	OUTLAP	64.9	1:03.163	58.5	31.484	***94.7***	2:22.378		61.52	12.839	10:04:55.027
2 -	41.090	69.5	1:02.034	66.3	31.165	93.3	2:14.289	**(3)**	65.23	4.750	10:07:09.316
3 -	***39.673***	***71.7***	59.520	63.9	***30.346***	93.9	***2:09.539***	**(1)**	***67.62***		***10:09:18.855***
4 -	40.184	62.3	***57.325***	***69.3***	32.093	92.8	2:09.602	**(2)**	67.59	0.063	10:11:28.457
5 -	40.100	58.9	1:07.033	51.8	33.173	93.5	2:20.306		62.43	10.767	10:13:48.763

Weather / Track : Sunny / Dry

Brands Hatch GP
Circuit Length = 2.4332 miles
Start: 10:01 Flag 10:16 End: 10:18

Legends of Brands Hatch Superprix

HSCC Historic Road Sports

QUALIFYING - RACE 17 - SECTOR ANALYSIS

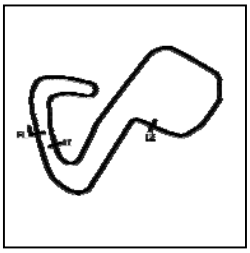

SECTOR 1 = FL to I1, SECTOR 2 = I1 to I2, SECTOR 3 = I2 to FL, DIFF = Difference To Personal Best Lap, P = Crossed Finish Line in Pit Lane, D = Time Disallowed

P22 88 D Harry BROWN — MGB GT

IDEAL LAP TIME : 2:09.673 BEST LAP TIME : 2:09.673 DIFFERENCE : 0.000

LAP	SECTOR 1		SECTOR 2		SECTOR 3		LAP TIME	MPH	DIFF	TIME OF DAY
1 -	OUTLAP	60.4	1:06.647	57.8	33.210	87.9	2:33.231	57.16	23.558	10:05:37.017
2 -	42.814	64.8	1:03.842	62.5	31.925	91.9	2:18.581	63.21	8.908	10:07:55.598
3 -	42.117	65.3	1:03.050	64.7	31.107	***94.1***	2:16.274	64.28	6.601	10:10:11.872
4 -	43.041	67.4	1:01.599	62.7	30.698	93.5	2:15.338 **(3)**	64.72	5.665	10:12:27.210
5 -	41.419	69.2	1:00.328	65.2	30.684	90.8	2:12.431 **(2)**	66.14	2.758	10:14:39.641
6 -	***40.416***	***70.2***	***59.059***	***69.4***	***30.198***	91.3	***2:09.673*** **(1)**	***67.55***		***10:16:49.314***

P23 90 D Josh BARNETT — MGB

IDEAL LAP TIME : 2:10.488 BEST LAP TIME : 2:14.003 DIFFERENCE : 3.515

LAP	SECTOR 1		SECTOR 2		SECTOR 3		LAP TIME	MPH	DIFF	TIME OF DAY
1 -	OUTLAP	***67.7***	***1:00.354***	65.0	***30.681***	***79.9***	2:14.564	65.09	0.561	10:05:05.204
2 -	***39.453***	63.4	1:01.818	***66.4***	32.732	75.2	***2:14.003*** **(1)**	***65.37***		***10:07:19.207***

P24 8 B Leigh SEBBA — Morgan Plus 4

IDEAL LAP TIME : 2:14.595 BEST LAP TIME : 2:14.957 DIFFERENCE : 0.362

LAP	SECTOR 1		SECTOR 2		SECTOR 3		LAP TIME	MPH	DIFF	TIME OF DAY
1 -	OUTLAP	53.5	1:09.296	52.5	34.277	85.0	2:32.872	57.30	17.915	10:04:48.655
2 -	41.987	62.7	1:08.766	48.6	34.539	83.6	2:25.292	60.29	10.335	10:07:13.947
3 -	42.635	63.1	1:02.530	56.5	34.410	85.7	2:19.575	62.76	4.618	10:09:33.522
4 -	***41.683***	***63.4***	1:02.466	61.7	***31.913***	***91.6***	2:16.062 **(2)**	64.38	1.105	10:11:49.584
5 -	42.621	62.8	1:01.514	***63.9***	31.935	***91.6***	2:16.070 **(3)**	64.37	1.113	10:14:05.654
6 -	42.013	***63.4***	***1:00.999***	60.5	31.945	88.1	***2:14.957*** **(1)**	***64.90***		***10:16:20.611***

P25 67 FIS Mark SHEARS — Morgan +4

IDEAL LAP TIME : 2:15.023 BEST LAP TIME : 2:15.084 DIFFERENCE : 0.061

LAP	SECTOR 1		SECTOR 2		SECTOR 3		LAP TIME	MPH	DIFF	TIME OF DAY
1 -	OUTLAP	62.1	1:07.987	50.0	34.451	89.0	2:31.384	57.86	16.300	10:04:50.024
2 -	43.774	60.2	1:06.840	52.9	34.552	90.1	2:25.166	60.34	10.082	10:07:15.190
3 -	42.694	64.0	1:02.632	54.6	34.116	86.8	2:19.442	62.82	4.358	10:09:34.632
4 -	42.159	***66.1***	1:02.399	59.2	31.980	***91.5***	2:16.538 **(3)**	64.15	1.454	10:11:51.170
5 -	42.105	63.9	1:01.459	***62.0***	***31.921***	***91.5***	2:15.485 **(2)**	64.65	0.401	10:14:06.655
6 -	***42.083***	65.5	***1:01.019***	58.3	31.982	90.8	***2:15.084*** **(1)**	***64.84***		***10:16:21.739***

P26 70 FIS Alan HOUSE — Morgan +4

IDEAL LAP TIME : 2:15.290 BEST LAP TIME : 2:15.397 DIFFERENCE : 0.107

LAP	SECTOR 1		SECTOR 2		SECTOR 3		LAP TIME	MPH	DIFF	TIME OF DAY
1 -	OUTLAP	56.0	1:08.236	52.9	33.423	87.9	2:32.098	57.59	16.701	10:05:26.541
2 -	44.378	60.8	1:07.110	53.7	32.414	92.4	2:23.902	60.87	8.505	10:07:50.443
3 -	44.573	60.5	1:02.844	55.0	32.453	91.9	2:19.870 **(3)**	62.62	4.473	10:10:10.313
4 -	46.204	64.1	1:02.411	57.3	31.428	94.7	2:20.043	62.55	4.646	10:12:30.356
5 -	***42.857***	***67.1***	***1:01.574***	58.2	30.966	97.2	***2:15.397*** **(1)**	***64.69***		***10:14:45.753***
6 -	43.862	64.2	1:02.481	***61.1***	***30.859***	***99.7***	2:17.202 **(2)**	63.84	1.805	10:17:02.955

P27 160 FIS Harry NAERGER — Jowett Jupiter

IDEAL LAP TIME : 2:37.010 BEST LAP TIME : 2:37.042 DIFFERENCE : 0.032

LAP	SECTOR 1		SECTOR 2		SECTOR 3		LAP TIME	MPH	DIFF	TIME OF DAY
1 -	OUTLAP	51.6	1:17.990	50.5	38.820	75.4	2:52.739	50.71	15.697	10:05:20.141
2 -	***48.922***	54.6	1:14.966	45.6	37.883	***77.0***	2:41.771 **(2)**	54.14	4.729	10:08:01.912
3 -	48.954	***57.6***	***1:11.646***	***51.8***	***36.442***	76.0	***2:37.042*** **(1)**	***55.78***		***10:10:38.954***

Weather / Track : Sunny / Dry

Brands Hatch GP
Circuit Length = 2.4332 miles
Start: 10:01 Flag 10:16 End: 10:18

Legends of Brands Hatch Superprix

HSCC Historic Road Sports

QUALIFYING - RACE 17 - BEST SECTORS

	SECTOR 1			SECTOR 2			SECTOR 3			IDEAL / BEST COMPARISON					
POS	NO	NAME	TIME	NO	NAME	TIME	NO	NAME	TIME	POS	NO	NAME	IDEAL	BEST	DIFF
												PERFECT LAP	1:45.359		
1	111	PLANT	33.568	98	KIVLOCHAN	46.936	98	KIVLOCHAN	24.855	1	98	KIVLOCHAN	1:45.632	1:45.666	0.034
2	98	KIVLOCHAN	33.841	111	PLANT	47.543	111	PLANT	25.357	2	111	PLANT	1:46.468	1:46.750	0.282
3	19	EDWARDS	34.221	19	EDWARDS	48.760	19	EDWARDS	25.779	3	19	EDWARDS	1:48.760	1:48.990	0.230
4	51	EDDIN	34.608	51	EDDIN	49.756	91	MERRY	25.883	4	91	MERRY	1:50.671	1:51.858	1.187
5	91	MERRY	34.774	91	MERRY	50.014	54	St CLAIR TISDALL	26.262	5	51	EDDIN	1:50.705	1:50.966	0.261
6	54	St CLAIR TISDALL	34.994	54	St CLAIR TISDALL	50.790	45	ASHDOWN	26.333	6	54	St CLAIR TISDALL	1:52.046	1:52.080	0.034
7	271	ARCULUS	35.543	45	ASHDOWN	50.886	51	EDDIN	26.341	7	45	ASHDOWN	1:52.940	1:52.940	0.000
8	171	LAIDLAW	35.697	271	ARCULUS	51.254	171	LAIDLAW	27.273	8	271	ARCULUS	1:54.190	1:54.190	0.000
9	45	ASHDOWN	35.721	171	LAIDLAW	51.946	271	ARCULUS	27.393	9	171	LAIDLAW	1:54.916	1:55.075	0.159
10	74	FARRALL	36.372	7	LEESE	51.990	53	GILBERT	27.450	10	7	LEESE	1:56.340	1:56.508	0.168
11	7	LEESE	36.636	74	FARRALL	52.230	7	LEESE	27.714	11	74	FARRALL	1:56.421	1:56.572	0.151
12	6	DENEKAMP	37.034	6	DENEKAMP	52.502	74	FARRALL	27.819	12	6	DENEKAMP	1:57.600	1:57.623	0.023
13	53	GILBERT	37.279	96	ROSS	53.444	6	DENEKAMP	28.064	13	53	GILBERT	1:58.521	1:58.521	0.000
14	21	CAMERON	37.407	53	GILBERT	53.792	37	SELWYN	28.550	14	96	ROSS	1:59.931	1:59.931	0.000
15	96	ROSS	37.841	21	CAMERON	54.955	96	ROSS	28.646	15	21	CAMERON	2:01.391	2:01.982	0.591
16	42	OTTLEY	37.864	42	OTTLEY	55.116	21	CAMERON	29.029	16	42	OTTLEY	2:02.075	2:02.819	0.744
17	17	QUATTLEBAUM	38.251	37	SELWYN	55.420	42	OTTLEY	29.095	17	37	SELWYN	2:02.396	2:02.565	0.169
18	37	SELWYN	38.426	17	QUATTLEBAUM	56.118	40	DYE	29.571	18	17	QUATTLEBAUM	2:03.971	2:04.121	0.150
19	90	BARNETT	39.453	22	DAVIS	57.325	17	QUATTLEBAUM	29.602	19	22	DAVIS	2:07.344	2:09.539	2.195
20	40	DYE	39.558	33	BRADFIELD	58.287	88	BROWN	30.198	20	40	DYE	2:07.982	2:08.343	0.361
21	22	DAVIS	39.673	40	DYE	58.853	33	BRADFIELD	30.336	21	33	BRADFIELD	2:08.564	2:08.564	0.000
22	33	BRADFIELD	39.941	88	BROWN	59.059	22	DAVIS	30.346	22	88	BROWN	2:09.673	2:09.673	0.000
23	88	BROWN	40.416	90	BARNETT	1:00.354	90	BARNETT	30.681	23	90	BARNETT	2:10.488	2:14.003	3.515
24	8	SEBBA	41.683	8	SEBBA	1:00.999	70	HOUSE	30.859	24	8	SEBBA	2:14.595	2:14.957	0.362
25	67	SHEARS	42.083	67	SHEARS	1:01.019	8	SEBBA	31.913	25	67	SHEARS	2:15.023	2:15.084	0.061
26	70	HOUSE	42.857	70	HOUSE	1:01.574	67	SHEARS	31.921	26	70	HOUSE	2:15.290	2:15.397	0.107
27	160	NAERGER	48.922	160	NAERGER	1:11.646	160	NAERGER	36.442	27	160	NAERGER	2:37.010	2:37.042	0.032

Weather / Track : Sunny / Dry

Brands Hatch GP
Circuit Length = 2.4332 miles
Start: 10:01 Flag 10:16 End: 10:18

Results can be found at www.tsl-timing.com

Printed - 10:20 Sunday, 30 June 2019

Legends of Brands Hatch Superprix

HSCC Historic Road Sports

QUALIFYING - RACE 17 - BEST SPEEDS

	INTERMEDIATE 1			INTERMEDIATE 2			FINISH LINE		
POS	NO	NAME	MPH	NO	NAME	MPH	NO	NAME	MPH
1	**98**	KIVLOCHAN	**97.6**	**19**	EDWARDS	**79.6**	**98**	KIVLOCHAN	**129.5**
2	**19**	EDWARDS	**93.2**	**98**	KIVLOCHAN	**79.2**	**91**	MERRY	**117.3**
3	**111**	PLANT	**90.6**	**111**	PLANT	**79.2**	**111**	PLANT	**117.1**
4	**91**	MERRY	**88.6**	**51**	EDDIN	**78.1**	**19**	EDWARDS	**117.1**
5	**54**	St CLAIR TISDALL	**86.5**	**91**	MERRY	**77.3**	**54**	St CLAIR TISDALL	**115.5**
6	**45**	ASHDOWN	**85.3**	**271**	ARCULUS	**74.3**	**45**	ASHDOWN	**114.3**
7	**74**	FARRALL	**84.7**	**53**	GILBERT	**73.9**	**53**	GILBERT	**110.9**
8	**53**	GILBERT	**83.6**	**54**	St CLAIR TISDALL	**72.3**	**51**	EDDIN	**109.2**
9	**271**	ARCULUS	**83.5**	**7**	LEESE	**72.3**	**171**	LAIDLAW	**108.7**
10	**7**	LEESE	**83.2**	**96**	ROSS	**71.6**	**271**	ARCULUS	**107.3**
11	**51**	EDDIN	**82.9**	**74**	FARRALL	**71.1**	**74**	FARRALL	**107.0**
12	**171**	LAIDLAW	**82.0**	**171**	LAIDLAW	**70.9**	**6**	DENEKAMP	**106.6**
13	**6**	DENEKAMP	**81.3**	**45**	ASHDOWN	**70.2**	**37**	SELWYN	**104.5**
14	**37**	SELWYN	**80.3**	**42**	OTTLEY	**69.9**	**7**	LEESE	**103.7**
15	**96**	ROSS	**80.2**	**88**	BROWN	**69.4**	**42**	OTTLEY	**102.4**
16	**42**	OTTLEY	**77.6**	**22**	DAVIS	**69.3**	**40**	DYE	**101.6**
17	**21**	CAMERON	**76.0**	**21**	CAMERON	**68.5**	**96**	ROSS	**101.3**
18	**40**	DYE	**76.0**	**17**	QUATTLEBAUM	**68.4**	**70**	HOUSE	**99.7**
19	**17**	QUATTLEBAUM	**74.1**	**37**	SELWYN	**67.9**	**17**	QUATTLEBAUM	**98.8**
20	**33**	BRADFIELD	**73.9**	**6**	DENEKAMP	**67.3**	**21**	CAMERON	**96.8**
21	**22**	DAVIS	**71.7**	**33**	BRADFIELD	**67.2**	**33**	BRADFIELD	**96.5**
22	**88**	BROWN	**70.2**	**90**	BARNETT	**66.4**	**22**	DAVIS	**94.7**
23	**90**	BARNETT	**67.7**	**40**	DYE	**64.9**	**88**	BROWN	**94.1**
24	**70**	HOUSE	**67.1**	**8**	SEBBA	**63.9**	**8**	SEBBA	**91.6**
25	**67**	SHEARS	**66.1**	**67**	SHEARS	**62.0**	**67**	SHEARS	**91.5**
26	**8**	SEBBA	**63.4**	**70**	HOUSE	**61.1**	**90**	BARNETT	**79.9**
27	**160**	NAERGER	**57.6**	**160**	NAERGER	**51.8**	**160**	NAERGER	**77.0**

Weather / Track : Sunny / Dry

Brands Hatch GP
Circuit Length = 2.4332 miles
Start: 10:01 Flag 10:16 End: 10:18

Results can be found at www.tsl-timing.com

Printed - 10:21 Sunday, 30 June 2019

Legends of Brands Hatch Superprix

HSCC Historic Road Sports

QUALIFYING - RACE 17 - STATISTICS

Competitors Started	27
Planned Start	2019-06-30 @ 10:00:00.000
Actual Start	2019-06-30 @ 10:01:10.139
Finish Time	2019-06-30 @ 10:16:12.327
Track Length	2.4332mi.
Total Laps	178
Total Distance Covered	433.1255mi.

Session Fastest Lap History

NO	CL	NAME	LAP TIME	TIME OF DAY	LAP	VEHICLE
111	A	**Richard PLANT**	**1:47.837**	10:05:49.696	2	Morgan Plus 8
98	A	**Kevin KIVLOCHAN**	**1:47.161**	10:06:07.659	2	AC Cobra
98	A	**Kevin KIVLOCHAN**	**1:45.666**	10:11:39.927	5	AC Cobra

Flag History

TYPE	TIME OF DAY
GREEN	10:01:10.139
FINISH	10:16:12.327

Flag Statistics

TYPE	COUNT	TOTAL LAPS	TOTAL TIME
Green	1	8	17:16.685
Red	0	0	0.000
Safety Car	0	0	0.000
FCY	0	0	0.000

Brands Hatch GP
Circuit Length = 2.4332 miles
Start: 10:01 Flag 10:16 End: 10:18

Weather / Track : Sunny / Dry

These results are provisional until the conclusion of any judicial and technical matters.

Clerk Of Course : Julian Floyd		Timekeeper : Nick Palmer

Legends of Brands Hatch Superprix

HSCC Historic Road Sports

QUALIFYING - RACE 17 - STATISTICS

CLASS : A

5 Starters

Fastest Lap History

NO	NAME	LAP TIME	TIME OF DAY	LAP	VEHICLE
111	**Richard PLANT**	**1:47.837**	10:05:49.696	2	Morgan Plus 8
98	**Kevin KIVLOCHAN**	**1:47.161**	10:06:07.659	2	AC Cobra
98	**Kevin KIVLOCHAN**	**1:45.666**	10:11:39.927	5	AC Cobra

Brands Hatch GP

Weather / Track : Sunny / Dry

Circuit Length = 2.4332 miles

These results are provisional until the conclusion of any judicial and technical matters.

Start: 10:01 Flag 10:16 End: 10:18

Clerk Of Course : Julian Floyd		Timekeeper : Nick Palmer

Legends of Brands Hatch Superprix

HSCC Historic Road Sports

QUALIFYING - RACE 17 - STATISTICS

CLASS : B

2 Starters

Fastest Lap History

NO	NAME	LAP TIME	TIME OF DAY	LAP	VEHICLE
6	**Johan DENEKAMP**	**2:11.019**	10:07:07.066	2	TVR Tuscan
6	**Johan DENEKAMP**	**2:03.095**	10:09:10.160	3	TVR Tuscan
6	**Johan DENEKAMP**	**2:01.017**	10:11:11.177	4	TVR Tuscan
6	**Johan DENEKAMP**	**1:59.927**	10:13:11.104	5	TVR Tuscan
6	**Johan DENEKAMP**	**1:59.063**	10:15:10.166	6	TVR Tuscan
6	**Johan DENEKAMP**	**1:57.623**	10:17:07.790	7	TVR Tuscan

Brands Hatch GP

Weather / Track : Sunny / Dry

Circuit Length = 2.4332 miles

These results are provisional until the conclusion of any judicial and technical matters.

Start: 10:01 Flag 10:16 End: 10:18

Clerk Of Course : Julian Floyd		Timekeeper : Nick Palmer

Legends of Brands Hatch Superprix

HSCC Historic Road Sports

QUALIFYING - RACE 17 - STATISTICS

CLASS : C

5 Starters

Fastest Lap History

NO	NAME	LAP TIME	TIME OF DAY	LAP	VEHICLE
51	**Shad EDDIN**	**2:03.570**	10:06:59.431	2	Ginetta G4
45	**Barry ASHDOWN**	**1:58.993**	10:07:13.238	2	Lotus Elan
51	**Shad EDDIN**	**1:53.409**	10:08:52.852	3	Ginetta G4
51	**Shad EDDIN**	**1:52.360**	10:10:45.211	4	Ginetta G4
51	**Shad EDDIN**	**1:51.701**	10:12:36.912	5	Ginetta G4
51	**Shad EDDIN**	**1:50.966**	10:16:20.431	7	Ginetta G4

Brands Hatch GP

Weather / Track : Sunny / Dry

Circuit Length = 2.4332 miles

These results are provisional until the conclusion of any judicial and technical matters.

Start: 10:01 Flag 10:16 End: 10:18

Clerk Of Course : Julian Floyd		Timekeeper : Nick Palmer

Legends of Brands Hatch Superprix

HSCC Historic Road Sports

QUALIFYING - RACE 17 - STATISTICS

CLASS : D

2 Starters

Fastest Lap History

NO	NAME	LAP TIME	TIME OF DAY	LAP	VEHICLE
90	**Josh BARNETT**	**2:14.003**	10:07:19.218	2	MGB
88	**Harry BROWN**	**2:12.431**	10:14:39.699	5	MGB GT
88	**Harry BROWN**	**2:09.673**	10:16:49.373	6	MGB GT

Brands Hatch GP

Weather / Track : Sunny / Dry

Circuit Length = 2.4332 miles

These results are provisional until the conclusion of any judicial and technical matters.

Start: 10:01 Flag 10:16 End: 10:18

Clerk Of Course : Julian Floyd		Timekeeper : Nick Palmer

Legends of Brands Hatch Superprix

HSCC Historic Road Sports

QUALIFYING - RACE 17 - STATISTICS

CLASS : E

1 Starters

Fastest Lap History

NO	NAME	LAP TIME	TIME OF DAY	LAP	VEHICLE
22	**Tony DAVIS**	**2:14.289**	10:07:09.334	2	Austin Healey Sprite Mk1
22	**Tony DAVIS**	**2:09.539**	10:09:18.875	3	Austin Healey Sprite Mk1

Brands Hatch GP

Weather / Track : Sunny / Dry

Circuit Length = 2.4332 miles

These results are provisional until the conclusion of any judicial and technical matters.

Start: 10:01 Flag 10:16 End: 10:18

Clerk Of Course : Julian Floyd		Timekeeper : Nick Palmer

Legends of Brands Hatch Superprix

HSCC Historic Road Sports

QUALIFYING - RACE 17 - STATISTICS

CLASS : FIS

9 Starters

Fastest Lap History

NO	NAME	LAP TIME	TIME OF DAY	LAP	VEHICLE
42	**Geoff OTTLEY**	**2:04.519**	10:06:35.237	2	Jaguar XK120
271	**Brian ARCULUS**	**2:00.294**	10:06:53.400	2	Lotus Elite
271	**Brian ARCULUS**	**1:56.945**	10:08:50.344	3	Lotus Elite
271	**Brian ARCULUS**	**1:55.460**	10:12:42.990	5	Lotus Elite
271	**Brian ARCULUS**	**1:54.190**	10:16:33.573	7	Lotus Elite

Brands Hatch GP

Weather / Track : Sunny / Dry

Circuit Length = 2.4332 miles

These results are provisional until the conclusion of any judicial and technical matters.

Start: 10:01 Flag 10:16 End: 10:18

Clerk Of Course : Julian Floyd		Timekeeper : Nick Palmer

Legends of Brands Hatch Superprix

HSCC Historic Road Sports

QUALIFYING - RACE 17 - STATISTICS

CLASS : G

3 Starters

Fastest Lap History

NO	NAME	LAP TIME	TIME OF DAY	LAP	VEHICLE
171	**Kelvin LAIDLAW**	**1:57.281**	10:06:20.607	2	Morgan Plus 8
171	**Kelvin LAIDLAW**	**1:56.078**	10:08:16.685	3	Morgan Plus 8
171	**Kelvin LAIDLAW**	**1:55.408**	10:14:07.954	6	Morgan Plus 8
171	**Kelvin LAIDLAW**	**1:55.075**	10:17:59.733	8	Morgan Plus 8

Brands Hatch GP

Weather / Track : Sunny / Dry

Circuit Length = 2.4332 miles

These results are provisional until the conclusion of any judicial and technical matters.

Start: 10:01 Flag 10:16 End: 10:18

Clerk Of Course : Julian Floyd		Timekeeper : Nick Palmer

Sheet No:

Legends of Brands Hatch Superprix

HSCC Historic Road Sports

RACE 17 - GRID (30 minutes)

ROW 14			2:37.042	27	160	Harry NAERGER	
ROW 13	25	67	2:15.084 Mark SHEARS	26	70	Alan HOUSE	2:15.397
ROW 12			2:14.003	23	90	Josh BARNETT	2:14.957
				24	8	Leigh SEBBA	
ROW 11	21	22	2:09.539 Tony DAVIS	22	88	Harry BROWN	2:09.673
ROW 10			2:08.343	19	40	Barry DYE	2:08.564
				20	33	Tristan BRADFIELD	
ROW 9	17	42	2:02.819 Geoff OTTLEY	18	17	Alex QUATTLEBAUM	2:04.121
ROW 8			2:01.982	15	21	Neil CAMERON	2:02.565
				16	37	Mervyn SELWYN	
ROW 7	13	53	1:58.521 Adrian GILBERT	14	96	Adam ROSS	1:59.931
ROW 6			1:56.572	11	74	Steven FARRALL	1:57.623
				12	6	Johan DENEKAMP	
ROW 5	9	171	1:55.075 Kelvin LAIDLAW	10	7	Mike LEESE	1:56.508
ROW 4			1:52.940	7	45	Barry ASHDOWN	1:54.190
				8	271	Brian ARCULUS	
ROW 3	5	91	1:51.858 Neil MERRY	6	54	Philip St CLAIR TISDALL	1:52.080
ROW 2			1:48.990	3	19	Jonathan EDWARDS	1:50.966
				4	51	Shad EDDIN	
ROW 1	1	98	1:45.666 Kevin KIVLOCHAN	2	111	Richard PLANT	1:46.750
			Pole				

Brands Hatch GP
Circuit Length = 2.4332 miles

These results are provisional until the conclusion of any judicial and technical matters.

Clerk Of Course :		Timekeeper : Nick Palmer

Results can be found at www.tsl-timing.com

Printed - 10:23 Sunday, 30 June 2019

Sheet No:

Legends of Brands Hatch Superprix

HSCC Historic Road Sports

RACE 17 - CLASSIFICATION

POS	NO	CL	PIC	NAME	ENTRY	LAPS	TIME	GAP	DIFF	MPH	BEST	ON
1	98	A	1	Kevin KIVLOCHAN	AC Cobra	16	31:18.875			74.59	1:47.022	11
2	111	A	2	Richard PLANT	Morgan Plus 8	16	31:20.535	1.660	1.660	74.53	1:47.654	11
3	19	A	3	Jonathan EDWARDS	Morgan Plus 8	16	31:39.332	20.457	18.797	73.79	1:49.120	6
4	91	A	4	Neil MERRY	Sunbeam Tiger	16	31:51.973	33.098	12.641	73.30	1:50.184	13
5	54	A	5	Philip St CLAIR TISDALL	Morgan Plus 8	16	32:14.235	55.360	22.262	72.46	1:53.313	12
6	45	C	1	Barry ASHDOWN	Lotus Elan	16	32:25.034	1:06.159	10.799	72.05	1:53.345	2
7	271	FIS	1	Brian ARCULUS	Lotus Elite	16	32:37.656	1:18.781	12.622	71.59	1:55.646	2
8	7	C	2	Mike LEESE	Lotus Seven S2	16	32:38.032	1:19.157	0.376	71.58	1:56.625	13
9	6	B	1	Johan DENEKAMP	TVR Tuscan	16	32:41.233	1:22.358	3.201	71.46	1:56.621	6
10	171	G	1	Kelvin LAIDLAW	Morgan Plus 8	16	32:41.364	1:22.489	0.131	71.45	1:56.788	16
11	53	C	3	Adrian GILBERT	Lotus Elan S3	16	32:41.641	1:22.766	0.277	71.44	1:56.676	6
12	74	G	2	Steven FARRALL	Diva GT	16	32:43.372	1:24.497	1.731	71.38	1:56.740	6
13	42	FIS	2	Geoff OTTLEY	Jaguar XK120	15	31:30.037	1 Lap	1 Lap	69.52	2:00.798	5
14	17	FIS	3	Alex QUATTLEBAUM	Leco Sports	15	33:18.497	1 Lap	1:48.460	65.74	2:02.402	11
15	40 *	FIS	4	Barry DYE	Lotus Elite	14	31:26.927	2 Laps	1 Lap	64.99	2:05.463	5
16	33	FIS	5	Tristan BRADFIELD	Sunbeam Alpine Le Mans	14	31:30.256	2 Laps	3.329	64.87	2:06.766	11
17	22	E	1	Tony DAVIS	Austin Healey Sprite Mk1	14	31:45.171	2 Laps	14.915	64.37	2:06.526	6
18	8	B	2	Leigh SEBBA	Morgan Plus 4	14	32:20.379	2 Laps	35.208	63.20	2:13.498	10
19	67	FIS	6	Mark SHEARS	Morgan +4	14	32:21.876	2 Laps	1.497	63.15	2:13.932	10
20	160	FIS	7	Harry NAERGER	Jowett Jupiter	13	32:26.294	3 Laps	1 Lap	58.51	2:23.182	12
21	37	C	4	Mervyn SELWYN	Lotus Elan S3	13	32:39.569	3 Laps	13.275	58.11	1:59.096	5
					NOT CLASSIFIED							
DNF	51	C		Shad EDDIN	Ginetta G4	15	29:55.269	1 Lap	0.000	73.19	1:48.892	12
DNF	90	D		Josh BARNETT	MGB	14	28:49.326	2 Laps	1 Lap	70.91	1:56.364	4
DNF	21	FIS		Neil CAMERON	Austin Healey Sprite Mk1	6	12:23.391	10 Laps	8 Laps	70.70	2:01.144	4
DNF	88	D		Harry BROWN	MGB GT	5	11:29.873	11 Laps	1 Lap	63.48	2:11.228	5
DNF	70	FIS		Alan HOUSE	Morgan +4	3	7:11.834	13 Laps	2 Laps	60.85	2:14.874	2

FASTEST LAP

98	A	Kevin KIVLOCHAN	AC Cobra	11	1:47.022	81.85 mph	131.72 kph
51	C	Shad EDDIN	Ginetta G4	12	1:48.892	80.44 mph	129.46 kph
271	FIS	Brian ARCULUS	Lotus Elite	2	1:55.646	75.74 mph	121.90 kph
90	D	Josh BARNETT	MGB	4	1:56.364	75.27 mph	121.15 kph
6	B	Johan DENEKAMP	TVR Tuscan	6	1:56.621	75.11 mph	120.88 kph
74	G	Steven FARRALL	Diva GT	6	1:56.740	75.03 mph	120.76 kph
22	E	Tony DAVIS	Austin Healey Sprite Mk1	6	2:06.526	69.23 mph	111.42 kph

***Car 40 requires a working transponder - Regulation Q12.2.1 refers.**

Brands Hatch GP
Circuit Length = 2.4332 miles
Start: 17:43 Flag 18:15 End: 18:17

Weather / Track : Sunny / Dry

These results are provisional until the conclusion of any judicial and technical matters.

Clerk Of Course : Julian Floyd		Timekeeper : Nick Palmer

Results can be found at www.tsl-timing.com

Printed - 18:18 Sunday, 30 June 2019

Legends of Brands Hatch Superprix

HSCC Historic Road Sports

RACE 17 - LAP CHART

LAP 1		@ 17:45:48.499
NO	BEHIND	LAP TIME
98		1:52.826
111	2.149	1:54.975
19	4.043	1:56.869
91	6.953	1:59.779
54	6.978	1:59.804
51	7.831	2:00.657
45	9.016	2:01.842
271	12.558	2:05.384
7	13.514	2:06.340
6	15.741	2:08.567
74	16.280	2:09.106
171	16.514	2:09.340
53	17.045	2:09.871
37	19.206	2:12.032
90	19.666	2:12.492
42	21.172	2:13.998
21	22.234	2:15.060
17	24.122	2:16.948
22	25.134	2:17.960
33	26.642	2:19.468
40	26.723	2:19.549
8	35.709	2:28.535
88	36.609	2:29.435
67	37.599	2:30.425
70	38.032	2:30.858
160	49.177	2:42.003

LAP 2		@ 17:47:36.250
NO	BEHIND	LAP TIME
98		1:47.751
111	2.334	1:47.936
19	5.506	1:49.214
91	9.998	1:50.796
54	13.556	1:54.329
51	14.198	1:54.118
45	14.610	1:53.345
271	20.453	1:55.646
7	23.298	1:57.535
6	26.471	1:58.481
74	26.917	1:58.388
171	27.263	1:58.500
53	29.505	2:00.211
90	30.350	1:58.435
37	33.650	2:02.195
42	35.385	2:01.964
21	37.255	2:02.772
17	41.212	2:04.841
22	46.013	2:08.630
40	46.783	2:07.811
33	47.895	2:09.004
8	1:04.451	2:16.493
88	1:05.029	2:16.171
70	1:05.155	2:14.874
67	1:07.660	2:17.812
160	1:29.988	2:28.562

LAP 3		@ 17:49:23.647
NO	BEHIND	LAP TIME
98		1:47.397
111	2.966	1:48.029
19	7.834	1:49.725
91	13.712	1:51.111
51	15.939	1:49.138
54	20.501	1:54.342
45	21.239	1:54.026
271	29.078	1:56.022
7	34.193	1:58.292
6	36.734	1:57.660
74	37.493	1:57.973
171	37.693	1:57.827
90	39.952	1:56.999
53	43.476	2:01.368
37	47.650	2:01.397
42	49.510	2:01.522
21	51.245	2:01.387
17	1:01.325	2:07.510
22	1:05.365	2:06.749
40	1:06.038	2:06.652
33	1:08.362	2:07.864
8	1:34.017	2:16.963
88	1:34.862	2:17.230
67	1:35.981	2:15.718
70	1:43.860	2:26.102

LAP 4		@ 17:51:12.975
NO	BEHIND	LAP TIME
98		1:49.328
111	2.299	1:48.661
19	8.407	1:49.901
91	16.831	1:52.447
51	17.311	1:50.700
160	1 Lap	2:28.511
54	25.675	1:54.502
45	25.999	1:54.088
271	37.369	1:57.619
7	43.116	1:58.251
6	44.079	1:56.673
74	44.935	1:56.770
171	45.273	1:56.908
90	46.988	1:56.364
53	54.027	1:59.879
37	58.276	1:59.954
42	1:01.421	2:01.239
21	1:03.061	2:01.144
17	1:18.929	2:06.932
40	1:23.575	2:06.865
22	1:23.706	2:07.669
33	1:26.984	2:07.950

LAP 5		@ 17:53:00.901
NO	BEHIND	LAP TIME
98		1:47.926
111	2.919	1:48.546
19	11.066	1:50.585
88	1 Lap	2:15.809
8	1 Lap	2:17.475
67	1 Lap	2:16.320
91	19.726	1:50.821
51	20.406	1:51.021
54	31.568	1:53.819
45	32.377	1:54.304
271	46.886	1:57.443
7	52.418	1:57.228
6	53.533	1:57.380
74	54.369	1:57.360
171	54.575	1:57.228
90	56.267	1:57.205
53	1:03.528	1:57.427
160	1 Lap	2:30.244
37	1:09.446	1:59.096
42	1:14.293	2:00.798
21	1:16.646	2:01.511
17	1:36.747	2:05.744
40	1:41.112	2:05.463
22	1:43.972	2:08.192
33	1:45.874	2:06.816

Weather / Track : Sunny / Dry

Brands Hatch GP
Circuit Length = 2.4332 miles
Start: 17:43 Flag 18:15 End: 18:17

Legends of Brands Hatch Superprix

HSCC Historic Road Sports

RACE 17 - LAP CHART

LAP 6		@ 17:54:48.278
NO	BEHIND	LAP TIME
98		1:47.377
111	3.681	1:48.139
19	12.809	1:49.120
51	23.986	1:50.957
91	24.186	1:51.837
88	1 Lap	2:11.228
54	38.363	1:54.172
45	40.645	1:55.645
8	1 Lap	2:15.099
67	1 Lap	2:16.563
271	56.949	1:57.440
7	1:01.924	1:56.883
6	1:02.777	1:56.621
74	1:03.732	1:56.740
171	1:04.815	1:57.617
90	1:05.977	1:57.087
53	1:12.827	1:56.676
42	1:28.364	2:01.448
21	1:30.786	2:01.517
160	1 Lap	2:26.853

LAP 7		@ 17:56:38.178
NO	BEHIND	LAP TIME
98		1:49.900
111	3.108	1:49.327
17	1 Lap	2:06.441
40	1 Lap	2:08.353
22	1 Lap	2:06.526
19	15.203	1:52.294
33	1 Lap	2:08.970
51	27.451	1:53.365
91	28.600	1:54.314
54	47.556	1:59.093
45	50.975	2:00.230
8	1 Lap	2:24.603
67	1 Lap	2:23.551
271	1:18.439	2:11.390
7	1:19.609	2:07.585
6	1:20.428	2:07.551
74	1:21.739	2:07.907
171	1:22.585	2:07.670
90	1:23.358	2:07.281
53	1:40.627	2:17.700
42	1:56.296	2:17.832
160	1 Lap	2:39.092

LAP 8		@ 17:59:36.563
NO	BEHIND	LAP TIME
98		2:58.385
111	0.668	2:55.945
17	1 Lap	2:53.848
40	1 Lap	2:48.633
22	1 Lap	2:48.486
19	4.437	2:47.619
33	1 Lap	2:46.759
51	7.846	2:38.780
91	9.380	2:39.165
54	11.348	2:22.177
45	13.146	2:20.556
8	1 Lap	2:24.771
67	1 Lap	2:25.119
271	45.125	2:25.071
7	46.226	2:25.002
6	47.456	2:25.413
74	48.424	2:25.070
171	49.264	2:25.064
90	50.141	2:25.168
53	1:01.361	2:19.119
42	1:19.020	2:21.109
37	2 Laps	7:30.564
160	1 Lap	2:35.482

LAP 9		@ 18:02:35.338
NO	BEHIND	LAP TIME
98		2:58.775
111	0.365	2:58.472
17	1 Lap	2:58.267
40	1 Lap	2:57.940
22	1 Lap	2:57.440
19	2.118	2:56.456
33	1 Lap	2:55.411
51	3.603	2:54.532
91	3.832	2:53.227
54	4.465	2:51.892
45	4.994	2:50.623
8	1 Lap	2:25.894
67	1 Lap	2:25.719
271	11.763	2:25.413
7	12.802	2:25.351
6	13.601	2:24.920
74	13.864	2:24.215
171	14.625	2:24.136
90	15.157	2:23.791
53	19.304	2:16.718
42	32.587	2:12.342
37	2 Laps	2:11.516
160	1 Lap	2:28.151

LAP 10		@ 18:04:22.719
NO	BEHIND	LAP TIME
98		1:47.381
111	2.027	1:49.043
54	13.836	1:56.752
19	14.210	1:59.473
51	14.259	1:58.037
91	14.755	1:58.304
45	16.026	1:58.413
17	1 Lap	2:06.262
40	1 Lap	2:06.906
271	22.949	1:58.567
7	24.564	1:59.143
22	1 Lap	2:10.458
6	26.402	2:00.182
33	1 Lap	2:11.372
74	26.836	2:00.353
90	27.187	1:59.411
171	27.318	2:00.074
53	29.813	1:57.890
8	1 Lap	2:15.528
67	1 Lap	2:15.537
42	48.261	2:03.055
37	2 Laps	2:01.474

Weather / Track : Sunny / Dry

Brands Hatch GP
Circuit Length = 2.4332 miles
Start: 17:43 Flag 18:15 End: 18:17

Legends of Brands Hatch Superprix

HSCC Historic Road Sports

RACE 17 - LAP CHART

LAP 11	@ 18:06:09.741	
NO	BEHIND	LAP TIME
98		1:47.022
111	2.659	1:47.654
19	17.331	1:50.143
51	18.081	1:50.844
91	20.420	1:52.687
54	23.102	1:56.288
45	24.530	1:55.526
160	2 Laps	2:24.307
271	33.303	1:57.376
17	1 Lap	2:02.695
7	35.704	1:58.162
6	39.644	2:00.264
74	40.125	2:00.311
40	1 Lap	2:06.330
171	40.537	2:00.241
90	40.911	2:00.746
53	41.183	1:58.392
22	1 Lap	2:09.888
33	1 Lap	2:08.607
8	1 Lap	2:13.498
42	1:04.821	2:03.582
67	1 Lap	2:13.932
37	2 Laps	2:01.080

LAP 12	@ 18:07:57.893	
NO	BEHIND	LAP TIME
98		1:48.152
111	2.829	1:48.322
19	18.361	1:49.182
51	18.821	1:48.892
91	22.703	1:50.435
54	28.263	1:53.313
45	31.638	1:55.260
271	43.188	1:58.037
7	45.083	1:57.531
6	49.196	1:57.704
17	1 Lap	2:02.402
74	49.936	1:57.963
171	50.627	1:58.242
53	51.606	1:58.575
90	52.904	2:00.145
40	1 Lap	2:09.937
160	2 Laps	2:24.785
33	1 Lap	2:06.766
22	1 Lap	2:12.565
42	1:19.465	2:02.796
8	1 Lap	2:13.805
67	1 Lap	2:14.212

LAP 13	@ 18:09:47.032	
NO	BEHIND	LAP TIME
98		1:49.139
111	2.165	1:48.475
37	3 Laps	2:03.312
19	18.461	1:49.239
51	21.798	1:52.116
91	23.748	1:50.184
54	33.441	1:54.317
45	41.437	1:58.938
271	52.085	1:58.036
7	52.569	1:56.625
6	57.990	1:57.933
74	58.487	1:57.690
171	58.962	1:57.474
53	59.232	1:56.765
90	1:01.419	1:57.654
17	1 Lap	2:05.723
40	1 Lap	2:07.503
33	1 Lap	2:07.522
42	1:33.452	2:03.126
22	1 Lap	2:10.397
160	2 Laps	2:24.792

LAP 14	@ 18:11:35.267	
NO	BEHIND	LAP TIME
98		1:48.235
111	2.767	1:48.837
8	2 Laps	2:16.605
67	2 Laps	2:15.956
19	19.769	1:49.543
51	22.646	1:49.083
91	27.007	1:51.494
54	41.331	1:56.125
37	3 Laps	2:26.539
45	50.125	1:56.923
271	1:01.839	1:57.989
7	1:02.185	1:57.851
6	1:07.056	1:57.301
74	1:07.372	1:57.120
171	1:07.876	1:57.149
53	1:07.997	1:57.000
90	1:09.732	1:56.548
17	1 Lap	2:06.306
40	1 Lap	2:07.073
33	1 Lap	2:06.953
42	1:46.721	2:01.504

LAP 15	@ 18:13:24.139	
NO	BEHIND	LAP TIME
98		1:48.872
111	3.035	1:49.140
22	2 Laps	2:10.013
19	20.810	1:49.913
51	26.803	1:53.029
160	3 Laps	2:23.182
91	30.012	1:51.877
8	2 Laps	2:14.810
67	2 Laps	2:15.220
54	49.298	1:56.839
45	57.764	1:56.511
37	3 Laps	2:04.326
271	1:10.933	1:57.966
7	1:11.250	1:57.937
6	1:15.343	1:57.159
171	1:16.110	1:57.106
53	1:16.466	1:57.341
74	1:16.523	1:58.023
17	1 Lap	2:06.990

Weather / Track : Sunny / Dry

Brands Hatch GP
Circuit Length = 2.4332 miles
Start: 17:43 Flag 18:15 End: 18:17

Legends of Brands Hatch Superprix

HSCC Historic Road Sports

RACE 17 - LAP CHART

LAP 16	@ 18:15:14.548	
NO	BEHIND	LAP TIME
98		1:50.409
111	1.660	1:49.034
40	2 Laps	2:07.912
42	1 Lap	2:03.722
33	2 Laps	2:06.794
19	20.457	1:50.056
22	2 Laps	2:10.198
91	33.098	1:53.495
54	55.360	1:56.471
8	2 Laps	2:16.300
67	2 Laps	2:15.792
45	1:06.159	1:58.804
160	3 Laps	2:30.330
271	1:18.781	1:58.257
7	1:19.157	1:58.316
37	3 Laps	2:06.084
6	1:22.358	1:57.424
171	1:22.489	1:56.788
53	1:22.766	1:56.709
74	1:24.497	1:58.383
17	1 Lap	2:07.588

Weather / Track : Sunny / Dry

Brands Hatch GP
Circuit Length = 2.4332 miles
Start: 17:43 Flag 18:15 End: 18:17

Legends of Brands Hatch Superprix

HSCC Historic Road Sports

RACE 17 - SECTOR ANALYSIS

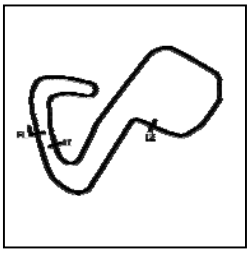

SECTOR 1 = FL to I1, SECTOR 2 = I1 to I2, SECTOR 3 = I2 to FL, DIFF = Difference To Personal Best Lap, P = Crossed Finish Line in Pit Lane, D = Time Disallowed

P1 98 A Kevin KIVLOCHAN AC Cobra

IDEAL LAP TIME : 1:46.642 BEST LAP TIME : 1:47.022 DIFFERENCE : 0.380

LAP	SECTOR 1		SECTOR 2		SECTOR 3		LAP TIME		MPH	DIFF	TIME OF DAY
1 -		96.5	48.554	77.4	25.136	126.8	1:52.826		77.63	5.804	17:45:48.499
2 -	***34.065***	92.0	48.443	78.1	25.243	127.8	1:47.751		81.29	0.729	17:47:36.250
3 -	34.119	91.3	48.014	78.6	25.264	126.1	1:47.397		81.56	0.375	17:49:23.647
4 -	34.930	91.6	49.045	74.3	25.353	127.3	1:49.328		80.12	2.306	17:51:12.975
5 -	34.248	93.0	48.652	***79.5***	25.026	128.3	1:47.926		81.16	0.904	17:53:00.901
6 -	34.311	93.7	47.943	76.9	25.123	126.3	1:47.377	**(2)**	81.58	0.355	17:54:48.278
7 -	34.629	89.2	49.710	78.6	25.561	126.1	1:49.900		79.70	2.878	17:56:38.178
8 -	45.264	23.7	1:30.378	45.9	42.743	59.5	2:58.385		49.10	1:11.363	17:59:36.563
9 -	54.176	47.3	1:23.133	49.5	41.466	84.9	2:58.775		48.99	1:11.753	18:02:35.338
10 -	34.759	95.8	***47.617***	73.5	25.005	***128.8***	1:47.381	**(3)**	81.57	0.359	18:04:22.719
11 -	34.349	92.4	47.713	78.3	***24.960***	128.5	***1:47.022***	**(1)**	***81.85***		***18:06:09.741***
12 -	34.340	***97.5***	48.328	74.5	25.484	126.3	1:48.152		80.99	1.130	18:07:57.893
13 -	35.218	90.0	48.586	77.7	25.335	124.9	1:49.139		80.26	2.117	18:09:47.032
14 -	34.619	91.8	48.575	79.1	25.041	124.9	1:48.235		80.93	1.213	18:11:35.267
15 -	34.951	91.8	48.561	78.1	25.360	126.1	1:48.872		80.46	1.850	18:13:24.139
16 -	35.250	95.4	48.963	76.7	26.196	125.9	1:50.409		79.33	3.387	18:15:14.548

P2 111 A Richard PLANT Morgan Plus 8

IDEAL LAP TIME : 1:47.388 BEST LAP TIME : 1:47.654 DIFFERENCE : 0.266

LAP	SECTOR 1		SECTOR 2		SECTOR 3		LAP TIME		MPH	DIFF	TIME OF DAY
1 -		85.4	48.919	76.3	25.489	116.1	1:54.975		76.18	7.321	17:45:50.648
2 -	34.247	85.9	48.179	77.3	25.510	115.5	1:47.936	**(2)**	81.15	0.282	17:47:38.584
3 -	34.017	87.6	48.543	75.1	***25.469***	***117.3***	1:48.029	**(3)**	81.08	0.375	17:49:26.613
4 -	***33.940***	86.7	49.094	76.3	25.627	115.5	1:48.661		80.61	1.007	17:51:15.274
5 -	34.153	***89.5***	48.902	77.5	25.491	116.3	1:48.546		80.70	0.892	17:53:03.820
6 -	34.194	88.8	48.458	74.5	25.487	116.9	1:48.139		81.00	0.485	17:54:51.959
7 -	34.213	88.6	49.458	74.6	25.656	115.5	1:49.327		80.12	1.673	17:56:41.286
8 -	43.274	20.4	1:30.015	48.9	42.656	60.1	2:55.945		49.78	1:08.291	17:59:37.231
9 -	54.429	47.0	1:23.344	45.7	40.699	76.6	2:58.472		49.08	1:10.818	18:02:35.703
10 -	35.503	89.0	***47.979***	***80.0***	25.561	116.7	1:49.043		80.33	1.389	18:04:24.746
11 -	33.961	88.3	48.224	76.7	***25.469***	116.3	***1:47.654***	**(1)**	***81.37***		***18:06:12.400***
12 -	34.353	88.1	48.477	75.5	25.492	116.9	1:48.322		80.86	0.668	18:08:00.722
13 -	34.420	88.0	48.444	77.5	25.611	***117.3***	1:48.475		80.75	0.821	18:09:49.197
14 -	33.977	88.0	48.816	76.3	26.044	114.9	1:48.837		80.48	1.183	18:11:38.034
15 -	34.643	83.4	48.738	79.2	25.759	116.7	1:49.140		80.26	1.486	18:13:27.174
16 -	34.550	87.9	48.758	79.9	25.726	116.7	1:49.034		80.34	1.380	18:15:16.208

P3 19 A Jonathan EDWARDS Morgan Plus 8

IDEAL LAP TIME : 1:48.221 BEST LAP TIME : 1:49.120 DIFFERENCE : 0.899

LAP	SECTOR 1		SECTOR 2		SECTOR 3		LAP TIME		MPH	DIFF	TIME OF DAY
1 -		82.6	49.503	***80.4***	25.673	117.1	1:56.869		74.95	7.749	17:45:52.542
2 -	34.430	89.7	48.860	73.8	25.924	115.9	1:49.214	**(3)**	80.20	0.094	17:47:41.756
3 -	34.433	88.3	49.418	74.8	25.874	117.1	1:49.725		79.83	0.605	17:49:31.481
4 -	34.256	87.2	49.451	73.6	26.194	116.3	1:49.901		79.70	0.781	17:51:21.382
5 -	***33.880***	88.4	50.112	72.0	26.593	115.1	1:50.585		79.21	1.465	17:53:11.967
6 -	34.238	***92.8***	49.090	73.7	25.792	116.1	***1:49.120***	**(1)**	***80.27***		***17:55:01.087***
7 -	34.820	76.8	50.149	72.9	27.325	92.0	1:52.294		78.00	3.174	17:56:53.381
8 -	42.273	55.5	1:24.095	45.8	41.251	60.5	2:47.619		52.26	58.499	17:59:41.000
9 -	54.910	33.8	1:24.655	48.3	36.891	76.4	2:56.456		49.64	1:07.336	18:02:37.456
10 -	40.448	88.3	52.492	69.3	26.533	***118.1***	1:59.473		73.32	10.353	18:04:36.929
11 -	35.098	90.6	49.212	77.3	25.833	117.1	1:50.143		79.53	1.023	18:06:27.072
12 -	34.241	89.9	49.285	76.9	25.656	116.1	1:49.182	**(2)**	80.23	0.062	18:08:16.254
13 -	34.547	***92.8***	***48.813***	78.0	25.879	116.7	1:49.239		80.18	0.119	18:10:05.493
14 -	34.625	91.4	49.390	78.5	***25.528***	116.5	1:49.543		79.96	0.423	18:11:55.036
15 -	33.960	92.3	49.606	70.7	26.347	116.5	1:49.913		79.69	0.793	18:13:44.949
16 -	34.541	91.6	49.235	77.7	26.280	110.5	1:50.056		79.59	0.936	18:15:35.005

Weather / Track : Sunny / Dry

Brands Hatch GP
Circuit Length = 2.4332 miles
Start: 17:43 Flag 18:15 End: 18:17

Legends of Brands Hatch Superprix

HSCC Historic Road Sports

RACE 17 - SECTOR ANALYSIS

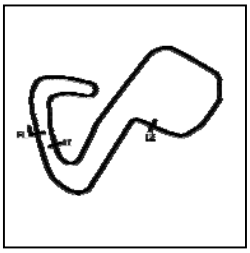

SECTOR 1 = FL to I1, SECTOR 2 = I1 to I2, SECTOR 3 = I2 to FL, DIFF = Difference To Personal Best Lap, P = Crossed Finish Line in Pit Lane, D = Time Disallowed

P4 91 A Neil MERRY Sunbeam Tiger

IDEAL LAP TIME : 1:49.966 BEST LAP TIME : 1:50.184 DIFFERENCE : 0.218

LAP	SECTOR 1		SECTOR 2		SECTOR 3		LAP TIME		MPH	DIFF	TIME OF DAY
1 -		77.2	50.690	72.7	26.388	117.7	1:59.779		73.13	9.595	17:45:55.452
2 -	34.950	87.3	49.610	77.9	26.236	117.7	1:50.796	(3)	79.06	0.612	17:47:46.248
3 -	35.166	86.8	49.847	77.2	26.098	116.9	1:51.111		78.83	0.927	17:49:37.359
4 -	35.402	88.6	50.592	73.5	26.453	116.9	1:52.447		77.90	2.263	17:51:29.806
5 -	35.025	89.3	49.648	79.4	26.148	118.1	1:50.821		79.04	0.637	17:53:20.627
6 -	35.503	85.3	***49.244***	***80.7***	27.090	101.6	1:51.837		78.32	1.653	17:55:12.464
7 -	35.579	83.4	49.431	79.5	29.304	73.9	1:54.314		76.62	4.130	17:57:06.778
8 -	40.592	64.5	1:16.423	45.3	42.150	69.3	2:39.165		55.03	48.981	17:59:45.943
9 -	53.218	38.3	1:24.785	45.5	35.224	101.5	2:53.227		50.56	1:03.043	18:02:39.170
10 -	39.081	82.5	52.237	70.3	26.986	118.3	1:58.304		74.04	8.120	18:04:37.474
11 -	36.376	91.0	49.975	78.5	26.336	117.9	1:52.687		77.73	2.503	18:06:30.161
12 -	***34.840***	89.3	49.466	77.7	26.129	118.3	1:50.435	(2)	79.32	0.251	18:08:20.596
13 -	35.000	90.6	49.302	77.9	***25.882***	118.1	***1:50.184***	(1)	***79.50***		***18:10:10.780***
14 -	35.163	90.9	50.106	73.0	26.225	***118.7***	1:51.494		78.56	1.310	18:12:02.274
15 -	35.136	89.8	50.408	75.2	26.333	117.5	1:51.877		78.29	1.693	18:13:54.151
16 -	35.255	***91.1***	51.522	72.4	26.718	110.0	1:53.495		77.18	3.311	18:15:47.646

P5 54 A Philip St CLAIR TISDALL Morgan Plus 8

IDEAL LAP TIME : 1:53.091 BEST LAP TIME : 1:53.313 DIFFERENCE : 0.222

LAP	SECTOR 1		SECTOR 2		SECTOR 3		LAP TIME		MPH	DIFF	TIME OF DAY
1 -		84.0	51.647	***75.4***	26.739	111.2	1:59.804		73.11	6.491	17:45:55.477
2 -	36.300	83.5	51.441	70.1	***26.588***	***113.9***	1:54.329		76.61	1.016	17:47:49.806
3 -	35.623	77.5	51.598	66.3	27.121	113.7	1:54.342		76.61	1.029	17:49:44.148
4 -	35.590	84.5	51.856	66.7	27.056	113.1	1:54.502		76.50	1.189	17:51:38.650
5 -	35.389	85.0	51.340	68.8	27.090	112.4	1:53.819	(2)	76.96	0.506	17:53:32.469
6 -	36.072	***85.5***	51.286	72.2	26.814	***113.9***	1:54.172	(3)	76.72	0.859	17:55:26.641
7 -	35.445	80.4	53.279	65.8	30.369	92.6	1:59.093		73.55	5.780	17:57:25.734
8 -	38.228	78.5	1:01.190	45.7	42.759	65.8	2:22.177		61.61	28.864	17:59:47.911
9 -	53.399	40.7	1:24.167	44.3	34.326	110.9	2:51.892		50.96	58.579	18:02:39.803
10 -	36.898	83.6	53.131	71.4	26.723	113.5	1:56.752		75.02	3.439	18:04:36.555
11 -	37.783	85.1	***51.259***	64.4	27.246	112.5	1:56.288		75.32	2.975	18:06:32.843
12 -	***35.244***	82.4	51.262	66.3	26.807	111.6	***1:53.313***	(1)	***77.30***		***18:08:26.156***
13 -	36.001	84.8	51.357	63.6	26.959	111.8	1:54.317		76.62	1.004	18:10:20.473
14 -	36.168	84.9	53.269	68.4	26.688	112.0	1:56.125		75.43	2.812	18:12:16.598
15 -	36.347	80.7	53.458	63.8	27.034	111.2	1:56.839		74.97	3.526	18:14:13.437
16 -	36.137	82.9	53.107	70.1	27.227	107.2	1:56.471		75.21	3.158	18:16:09.908

P6 45 C Barry ASHDOWN Lotus Elan

IDEAL LAP TIME : 1:53.162 BEST LAP TIME : 1:53.345 DIFFERENCE : 0.183

LAP	SECTOR 1		SECTOR 2		SECTOR 3		LAP TIME		MPH	DIFF	TIME OF DAY
1 -		78.3	51.390	71.7	26.630	110.1	2:01.842		71.89	8.497	17:45:57.515
2 -	35.691	85.3	***51.033***	69.6	26.621	112.4	***1:53.345***	(1)	***77.28***		***17:47:50.860***
3 -	35.876	80.2	51.666	72.1	***26.484***	111.8	1:54.026	(2)	76.82	0.681	17:49:44.886
4 -	***35.645***	84.4	51.802	67.5	26.641	113.7	1:54.088	(3)	76.78	0.743	17:51:38.974
5 -	35.849	84.8	51.166	67.3	27.289	113.3	1:54.304		76.63	0.959	17:53:33.278
6 -	35.795	85.4	51.382	68.6	28.468	112.7	1:55.645		75.74	2.300	17:55:28.923
7 -	36.071	***85.5***	52.240	66.9	31.919	83.0	2:00.230		72.85	6.885	17:57:29.153
8 -	39.608	72.9	57.615	46.7	43.333	54.8	2:20.556		62.32	27.211	17:59:49.709
9 -	53.140	39.4	1:23.462	43.6	34.021	108.4	2:50.623		51.34	57.278	18:02:40.332
10 -	37.490	82.4	54.347	***72.7***	26.576	113.7	1:58.413		73.97	5.068	18:04:38.745
11 -	36.226	82.1	52.508	69.6	26.792	111.1	1:55.526		75.82	2.181	18:06:34.271
12 -	36.029	82.1	52.373	72.1	26.858	***113.9***	1:55.260		76.00	1.915	18:08:29.531
13 -	36.471	83.3	54.965	66.0	27.502	112.4	1:58.938		73.65	5.593	18:10:28.469
14 -	36.271	83.2	53.453	68.3	27.199	108.4	1:56.923		74.91	3.578	18:12:25.392
15 -	36.557	82.5	52.555	71.2	27.399	111.2	1:56.511		75.18	3.166	18:14:21.903
16 -	36.760	82.0	54.009	64.3	28.035	111.2	1:58.804		73.73	5.459	18:16:20.707

Weather / Track : Sunny / Dry

Brands Hatch GP
Circuit Length = 2.4332 miles
Start: 17:43 Flag 18:15 End: 18:17

Legends of Brands Hatch Superprix

HSCC Historic Road Sports

RACE 17 - SECTOR ANALYSIS

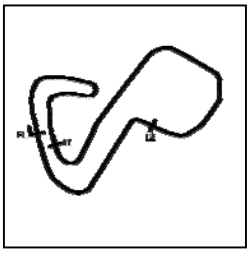

SECTOR 1 = FL to I1, SECTOR 2 = I1 to I2, SECTOR 3 = I2 to FL, DIFF = Difference To Personal Best Lap, P = Crossed Finish Line in Pit Lane, D = Time Disallowed

P7 271 FIS Brian ARCULUS Lotus Elite

IDEAL LAP TIME : 1:55.646 BEST LAP TIME : 1:55.646 DIFFERENCE : 0.000

LAP	SECTOR 1		SECTOR 2		SECTOR 3		LAP TIME		MPH	DIFF	TIME OF DAY
1 -		82.6	52.859	72.3	27.938	***107.2***	2:05.384		69.86	9.738	17:46:01.057
2 -	***36.268***	83.0	***51.963***	70.1	***27.415***	107.0	***1:55.646***	**(1)**	***75.74***		***17:47:56.703***
3 -	36.313	83.3	52.033	71.5	27.676	106.6	1:56.022	**(2)**	75.50	0.376	17:49:52.725
4 -	36.575	79.5	53.080	67.5	27.964	106.3	1:57.619		74.47	1.973	17:51:50.344
5 -	36.317	***83.8***	53.391	71.8	27.735	106.1	1:57.443		74.58	1.797	17:53:47.787
6 -	36.710	80.9	52.806	71.7	27.924	106.3	1:57.440		74.58	1.794	17:55:45.227
7 -	37.156	82.2	58.740	54.4	35.494	76.6	2:11.390		66.67	15.744	17:57:56.617
8 -	45.734	59.7	1:06.135	57.7	33.202	80.8	2:25.071		60.38	29.425	18:00:21.688
9 -	43.851	61.5	1:04.763	49.9	36.799	87.8	2:25.413		60.24	29.767	18:02:47.101
10 -	37.556	80.7	53.326	71.2	27.685	105.8	1:58.567		73.88	2.921	18:04:45.668
11 -	37.064	81.3	52.489	71.1	27.823	106.0	1:57.376	**(3)**	74.63	1.730	18:06:43.044
12 -	37.178	82.4	52.872	70.9	27.987	104.5	1:58.037		74.21	2.391	18:08:41.081
13 -	37.459	80.4	52.688	68.1	27.889	105.5	1:58.036		74.21	2.390	18:10:39.117
14 -	36.988	79.7	53.245	***72.7***	27.756	106.6	1:57.989		74.24	2.343	18:12:37.106
15 -	36.952	80.9	52.737	72.0	28.277	105.5	1:57.966		74.25	2.320	18:14:35.072
16 -	36.631	81.9	53.668	72.0	27.958	105.5	1:58.257		74.07	2.611	18:16:33.329

P8 7 C Mike LEESE Lotus Seven S2

IDEAL LAP TIME : 1:56.398 BEST LAP TIME : 1:56.625 DIFFERENCE : 0.227

LAP	SECTOR 1		SECTOR 2		SECTOR 3		LAP TIME		MPH	DIFF	TIME OF DAY
1 -		81.0	53.280	72.4	27.757	104.2	2:06.340		69.33	9.715	17:46:02.013
2 -	36.507	80.3	53.171	72.0	27.857	102.4	1:57.535		74.52	0.910	17:47:59.548
3 -	36.727	77.3	53.697	71.7	27.868	102.9	1:58.292		74.05	1.667	17:49:57.840
4 -	36.501	79.0	54.128	73.3	27.622	102.2	1:58.251		74.07	1.626	17:51:56.091
5 -	36.498	***81.9***	53.171	75.8	27.559	103.4	1:57.228	**(3)**	74.72	0.603	17:53:53.319
6 -	36.463	78.7	52.879	71.6	***27.541***	103.7	1:56.883	**(2)**	74.94	0.258	17:55:50.202
7 -	36.918	79.3	55.512	60.6	35.155	79.9	2:07.585		68.65	10.960	17:57:57.787
8 -	45.818	58.2	1:06.113	58.0	33.071	83.1	2:25.002		60.41	28.377	18:00:22.789
9 -	44.244	64.3	1:04.122	51.9	36.985	98.1	2:25.351		60.26	28.726	18:02:48.140
10 -	38.619	79.7	52.556	69.6	27.968	103.8	1:59.143		73.52	2.518	18:04:47.283
11 -	***36.433***	79.7	53.813	***76.5***	27.916	101.0	1:58.162		74.13	1.537	18:06:45.445
12 -	37.297	79.7	52.441	75.4	27.793	103.5	1:57.531		74.53	0.906	18:08:42.976
13 -	36.492	79.3	***52.424***	70.7	27.709	103.2	***1:56.625***	**(1)**	***75.11***		***18:10:39.601***
14 -	36.879	80.4	53.337	74.8	27.635	***104.5***	1:57.851		74.32	1.226	18:12:37.452
15 -	37.129	80.1	52.991	75.8	27.817	102.1	1:57.937		74.27	1.312	18:14:35.389
16 -	36.883	78.5	53.533	72.6	27.900	102.7	1:58.316		74.03	1.691	18:16:33.705

P9 6 B Johan DENEKAMP TVR Tuscan

IDEAL LAP TIME : 1:56.180 BEST LAP TIME : 1:56.621 DIFFERENCE : 0.441

LAP	SECTOR 1		SECTOR 2		SECTOR 3		LAP TIME		MPH	DIFF	TIME OF DAY
1 -		78.9	53.831	67.7	28.400	104.5	2:08.567		68.13	11.946	17:46:04.240
2 -	37.379	81.7	52.981	68.3	28.121	104.3	1:58.481		73.93	1.860	17:48:02.721
3 -	37.114	80.5	52.896	65.5	27.650	107.8	1:57.660		74.45	1.039	17:50:00.381
4 -	36.890	80.2	***52.168***	68.8	27.615	105.1	1:56.673	**(2)**	75.08	0.052	17:51:57.054
5 -	36.938	79.9	52.694	***72.8***	27.748	***109.2***	1:57.380		74.62	0.759	17:53:54.434
6 -	***36.644***	78.1	52.609	71.5	***27.368***	107.0	***1:56.621***	**(1)**	***75.11***		***17:55:51.055***
7 -	37.239	81.9	56.972	63.3	33.340	79.3	2:07.551		68.67	10.930	17:57:58.606
8 -	45.832	58.0	1:06.613	59.9	32.968	83.7	2:25.413		60.24	28.792	18:00:24.019
9 -	44.018	63.4	1:03.936	55.7	36.966	99.1	2:24.920		60.44	28.299	18:02:48.939
10 -	38.627	79.3	52.741	68.7	28.814	103.2	2:00.182		72.88	3.561	18:04:49.121
11 -	37.425	81.1	54.147	71.6	28.692	106.0	2:00.264		72.83	3.643	18:06:49.385
12 -	37.379	80.7	52.553	69.8	27.772	107.5	1:57.704		74.42	1.083	18:08:47.089
13 -	37.418	80.0	52.655	67.3	27.860	107.5	1:57.933		74.27	1.312	18:10:45.022
14 -	37.197	78.8	52.239	67.0	27.865	105.6	1:57.301		74.67	0.680	18:12:42.323
15 -	36.849	80.8	52.429	67.7	27.881	104.5	1:57.159	**(3)**	74.76	0.538	18:14:39.482
16 -	37.180	***82.3***	52.386	71.0	27.858	***109.2***	1:57.424		74.60	0.803	18:16:36.906

Weather / Track : Sunny / Dry

Brands Hatch GP
Circuit Length = 2.4332 miles
Start: 17:43 Flag 18:15 End: 18:17

Legends of Brands Hatch Superprix

HSCC Historic Road Sports

RACE 17 - SECTOR ANALYSIS

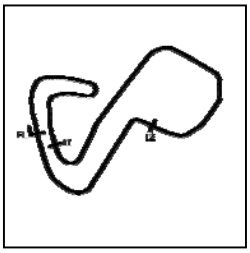

SECTOR 1 = FL to I1, SECTOR 2 = I1 to I2, SECTOR 3 = I2 to FL, DIFF = Difference To Personal Best Lap, P = Crossed Finish Line in Pit Lane, D = Time Disallowed

P10 171 G Kelvin LAIDLAW Morgan Plus 8

IDEAL LAP TIME : 1:55.774 BEST LAP TIME : 1:56.788 DIFFERENCE : 1.014

LAP	SECTOR 1		SECTOR 2		SECTOR 3		LAP TIME	MPH	DIFF	TIME OF DAY
1 -		78.6	54.851	72.4	28.103	107.8	2:09.340	67.72	12.552	17:46:05.013
2 -	37.124	79.0	53.398	71.6	27.978	107.5	1:58.500	73.92	1.712	17:48:03.513
3 -	37.125	78.9	52.890	67.7	27.812	***109.1***	1:57.827	74.34	1.039	17:50:01.340
4 -	37.259	78.3	52.557	***73.9***	***27.092***	108.4	1:56.908 **(2)**	74.92	0.120	17:51:58.248
5 -	***36.311***	81.6	53.622	73.7	27.295	108.5	1:57.228	74.72	0.440	17:53:55.476
6 -	36.361	***84.7***	53.511	69.1	27.745	108.9	1:57.617	74.47	0.829	17:55:53.093
7 -	36.397	80.7	59.211	64.4	32.062	81.3	2:07.670	68.61	10.882	17:58:00.763
8 -	45.215	58.1	1:07.170	56.5	32.679	90.1	2:25.064	60.38	28.276	18:00:25.827
9 -	44.380	60.6	1:03.612	58.9	36.144	100.9	2:24.136	60.77	27.348	18:02:49.963
10 -	37.806	83.5	54.649	70.1	27.619	101.0	2:00.074	72.95	3.286	18:04:50.037
11 -	37.768	82.6	54.126	71.7	28.347	106.5	2:00.241	72.85	3.453	18:06:50.278
12 -	37.852	79.7	52.859	72.3	27.531	106.6	1:58.242	74.08	1.454	18:08:48.520
13 -	37.457	79.0	***52.371***	72.3	27.646	105.1	1:57.474	74.56	0.686	18:10:45.994
14 -	36.869	81.0	52.841	70.0	27.439	106.6	1:57.149	74.77	0.361	18:12:43.143
15 -	36.693	82.0	52.754	70.3	27.659	104.6	1:57.106 **(3)**	74.80	0.318	18:14:40.249
16 -	36.578	84.6	52.586	67.2	27.624	107.8	***1:56.788*** **(1)**	***75.00***		***18:16:37.037***

P11 53 C Adrian GILBERT Lotus Elan S3

IDEAL LAP TIME : 1:55.656 BEST LAP TIME : 1:56.676 DIFFERENCE : 1.020

LAP	SECTOR 1		SECTOR 2		SECTOR 3		LAP TIME	MPH	DIFF	TIME OF DAY
1 -		81.7	54.518	75.2	27.699	109.6	2:09.871	67.44	13.195	17:46:05.544
2 -	37.597	82.7	54.490	73.9	28.124	109.8	2:00.211	72.87	3.535	17:48:05.755
3 -	38.435	82.6	55.197	72.3	27.736	111.1	2:01.368	72.17	4.692	17:50:07.123
4 -	38.015	83.1	54.145	73.9	27.719	110.7	1:59.879	73.07	3.203	17:52:07.002
5 -	37.001	84.8	53.239	72.1	27.187	110.3	1:57.427	74.59	0.751	17:54:04.429
6 -	36.816	84.2	52.787	***78.0***	***27.073***	111.8	***1:56.676*** **(1)**	***75.07***		***17:56:01.105***
7 -	37.434	85.5	1:04.387	56.3	35.879	70.9	2:17.700	63.61	21.024	17:58:18.805
8 -	42.628	64.2	1:04.221	58.6	32.270	89.3	2:19.119	62.96	22.443	18:00:37.924
9 -	42.147	62.0	1:04.627	57.7	29.944	110.1	2:16.718	64.07	20.042	18:02:54.642
10 -	37.252	81.1	53.395	72.7	27.243	111.6	1:57.890	74.30	1.214	18:04:52.532
11 -	37.682	84.3	53.330	77.0	27.380	106.5	1:58.392	73.99	1.716	18:06:50.924
12 -	38.011	85.3	53.044	73.3	27.520	112.5	1:58.575	73.87	1.899	18:08:49.499
13 -	37.832	83.9	***51.824***	74.4	27.109	101.5	1:56.765 **(3)**	75.02	0.089	18:10:46.264
14 -	37.129	83.4	52.674	70.6	27.197	111.4	1:57.000	74.87	0.324	18:12:43.264
15 -	37.112	82.2	52.699	73.3	27.530	109.2	1:57.341	74.65	0.665	18:14:40.605
16 -	***36.759***	***87.4***	52.652	69.6	27.298	***112.7***	1:56.709 **(2)**	75.05	0.033	18:16:37.314

P12 74 G Steven FARRALL Diva GT

IDEAL LAP TIME : 1:56.038 BEST LAP TIME : 1:56.740 DIFFERENCE : 0.702

LAP	SECTOR 1		SECTOR 2		SECTOR 3		LAP TIME	MPH	DIFF	TIME OF DAY
1 -		81.2	53.739	66.6	28.683	105.8	2:09.106	67.84	12.366	17:46:04.779
2 -	36.990	83.5	53.164	68.4	28.234	104.6	1:58.388	73.99	1.648	17:48:03.167
3 -	37.047	80.6	52.849	63.9	28.077	106.0	1:57.973	74.25	1.233	17:50:01.140
4 -	37.044	84.3	***52.082***	65.7	***27.644***	***107.3***	1:56.770 **(2)**	75.01	0.030	17:51:57.910
5 -	***36.312***	82.1	53.357	***70.8***	27.691	106.8	1:57.360	74.64	0.620	17:53:55.270
6 -	36.423	81.3	52.406	***70.8***	27.911	106.3	***1:56.740*** **(1)**	***75.03***		***17:55:52.010***
7 -	36.831	84.2	58.167	63.9	32.909	76.1	2:07.907	68.48	11.167	17:57:59.917
8 -	45.262	56.4	1:06.838	57.5	32.970	89.3	2:25.070	60.38	28.330	18:00:24.987
9 -	43.795	62.7	1:04.024	54.9	36.396	104.3	2:24.215	60.74	27.475	18:02:49.202
10 -	38.766	73.5	53.125	70.6	28.462	97.6	2:00.353	72.78	3.613	18:04:49.555
11 -	37.806	78.9	54.006	70.4	28.499	105.5	2:00.311	72.80	3.571	18:06:49.866
12 -	37.138	82.3	52.716	67.6	28.109	101.5	1:57.963	74.25	1.223	18:08:47.829
13 -	37.666	84.2	52.140	68.5	27.884	106.0	1:57.690	74.43	0.950	18:10:45.519
14 -	37.023	82.0	52.324	66.9	27.773	***107.3***	1:57.120 **(3)**	74.79	0.380	18:12:42.639
15 -	36.814	81.2	52.587	67.0	28.622	98.8	1:58.023	74.22	1.283	18:14:40.662
16 -	37.242	***85.3***	52.804	69.7	28.337	84.3	1:58.383	73.99	1.643	18:16:39.045

Weather / Track : Sunny / Dry

Brands Hatch GP
Circuit Length = 2.4332 miles
Start: 17:43 Flag 18:15 End: 18:17

Legends of Brands Hatch Superprix

HSCC Historic Road Sports

RACE 17 - SECTOR ANALYSIS

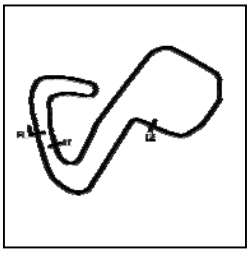

SECTOR 1 = FL to I1, SECTOR 2 = I1 to I2, SECTOR 3 = I2 to FL, DIFF = Difference To Personal Best Lap, P = Crossed Finish Line in Pit Lane, D = Time Disallowed

P13 42 FIS Geoff OTTLEY Jaguar XK120

IDEAL LAP TIME : 2:00.798 BEST LAP TIME : 2:00.798 DIFFERENCE : 0.000

LAP	SECTOR 1		SECTOR 2		SECTOR 3		LAP TIME		MPH	DIFF	TIME OF DAY
1 -		***80.0***	56.178	67.9	29.439	103.5	2:13.998		65.37	13.200	17:46:09.671
2 -	38.530	79.6				***103.7***	2:01.964		71.82	1.166	17:48:11.635
3 -	38.362	77.7	54.247	69.1	28.913	***103.7***	2:01.522		72.08	0.724	17:50:13.157
4 -	37.806	79.2	54.220	69.1	29.213	103.0	2:01.239	**(2)**	72.25	0.441	17:52:14.396
5 -	***37.800***	79.9	***54.140***	***73.0***	***28.858***	102.6	***2:00.798***	**(1)**	***72.51***		***17:54:15.194***
6 -	38.158	78.7	54.363	71.2	28.927	101.9	2:01.448	**(3)**	72.12	0.650	17:56:16.642
7 -	39.470	61.9	1:05.449	59.3	32.913	80.9	2:17.832		63.55	17.034	17:58:34.474
8 -	44.504	62.6	1:03.876	64.4	32.729	88.7	2:21.109		62.07	20.311	18:00:55.583
9 -	42.236	69.1	1:00.585	69.7	29.521	99.5	2:12.342		66.19	11.544	18:03:07.925
10 -	38.431	77.4	55.095	70.7	29.529	100.3	2:03.055		71.18	2.257	18:05:10.980
11 -	38.542	77.7	55.771	62.6	29.269	102.7	2:03.582		70.88	2.784	18:07:14.562
12 -	38.218	76.7	54.938	71.4	29.640	100.6	2:02.796		71.33	1.998	18:09:17.358
13 -	38.689	77.4	55.397	68.8	29.040	102.6	2:03.126		71.14	2.328	18:11:20.484
14 -	38.268	77.8	54.257	72.0	28.979	101.9	2:01.504		72.09	0.706	18:13:21.988
15 -	39.121	73.3	55.280	72.4	29.321	102.1	2:03.722		70.80	2.924	18:15:25.710

P14 17 FIS Alex QUATTLEBAUM Leco Sports

IDEAL LAP TIME : 2:01.816 BEST LAP TIME : 2:02.402 DIFFERENCE : 0.586

LAP	SECTOR 1		SECTOR 2		SECTOR 3		LAP TIME		MPH	DIFF	TIME OF DAY
1 -		65.7	56.983	69.6	29.773	96.9	2:16.948		63.96	14.546	17:46:12.621
2 -	38.285	76.5	56.809	68.4	29.747	97.3	2:04.841	**(3)**	70.16	2.439	17:48:17.462
3 -	38.286	74.1	58.627	64.4	30.597	96.9	2:07.510		68.69	5.108	17:50:24.972
4 -	38.921	72.6	57.633	62.9	30.378	97.2	2:06.932		69.01	4.530	17:52:31.904
5 -	38.440	71.6	57.302	67.7	30.002	96.5	2:05.744		69.66	3.342	17:54:37.648
6 -	38.627	74.5	56.740	65.0	31.074	89.4	2:06.441		69.28	4.039	17:56:44.089
7 -	42.376	28.5	1:28.875	47.8	42.597	58.2	2:53.848		50.38	51.446	17:59:37.937
8 -	54.646	43.9	1:23.654	47.5	39.967	68.4	2:58.267		49.13	55.865	18:02:36.204
9 -	39.740	***77.2***	57.069	70.7	29.453	98.9	2:06.262		69.37	3.860	18:04:42.466
10 -	38.365	75.2	55.438	***72.4***	***28.892***	99.2	2:02.695	**(2)**	71.39	0.293	18:06:45.161
11 -	***37.950***	74.8	***54.974***	71.4	29.478	***99.4***	***2:02.402***	**(1)**	***71.56***		***18:08:47.563***
12 -	39.873	70.4	56.069	61.6	29.781	95.7	2:05.723		69.67	3.321	18:10:53.286
13 -	38.434	75.1	57.751	61.0	30.121	95.8	2:06.306		69.35	3.904	18:12:59.592
14 -	39.035	73.9	57.220	59.9	30.735	95.3	2:06.990		68.98	4.588	18:15:06.582
15 -	39.231	70.7	58.096	64.0	30.261	91.6	2:07.588		68.65	5.186	18:17:14.170

P15 40 FIS Barry DYE Lotus Elite

IDEAL LAP TIME : BEST LAP TIME : 2:05.463 DIFFERENCE :

LAP	SECTOR 1		SECTOR 2		SECTOR 3		LAP TIME		MPH	DIFF	TIME OF DAY
1 -							2:19.549		62.77	14.086	17:46:15.222
2 -							2:07.811		68.53	2.348	17:48:23.033
3 -							2:06.652	**(3)**	69.16	1.189	17:50:29.685
4 -							2:06.865		69.04	1.402	17:52:36.550
5 -							***2:05.463***	**(1)**	***69.82***		***17:54:42.013***
6 -							2:08.353		68.24	2.890	17:56:50.366
7 -							2:48.633		51.94	43.170	17:59:38.999
8 -							2:57.940		49.22	52.477	18:02:36.939
9 -							2:06.906		69.02	1.443	18:04:43.845
10 -							2:06.330	**(2)**	69.34	0.867	18:06:50.175
11 -							2:09.937		67.41	4.474	18:09:00.112
12 -							2:07.503		68.70	2.040	18:11:07.615
13 -							2:07.073		68.93	1.610	18:13:14.688
14 -							2:07.912		68.48	2.449	18:15:22.600

P16 33 FIS Tristan BRADFIELD Sunbeam Alpine Le Mans

IDEAL LAP TIME : 2:05.913 BEST LAP TIME : 2:06.766 DIFFERENCE : 0.853

LAP	SECTOR 1		SECTOR 2		SECTOR 3		LAP TIME		MPH	DIFF	TIME OF DAY
1 -		73.1	58.039	68.8	30.197	95.7	2:19.468		62.80	12.702	17:46:15.141

Weather / Track : Sunny / Dry

Brands Hatch GP
Circuit Length = 2.4332 miles
Start: 17:43 Flag 18:15 End: 18:17

Legends of Brands Hatch Superprix

HSCC Historic Road Sports

RACE 17 - SECTOR ANALYSIS

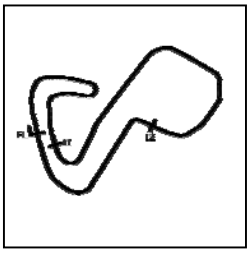

SECTOR 1 = FL to I1, SECTOR 2 = I1 to I2, SECTOR 3 = I2 to FL, DIFF = Difference To Personal Best Lap, P = Crossed Finish Line in Pit Lane, D = Time Disallowed

2 -	40.662	74.9	57.854	67.5	30.488	95.8	2:09.004	67.90	2.238	17:48:24.145
3 -	40.211	73.1	57.585	68.2	30.068	96.6	2:07.864	68.50	1.098	17:50:32.009
4 -	40.139	75.4	57.491	66.5	30.320	95.8	2:07.950	68.46	1.184	17:52:39.959
5 -	39.913	74.9	56.872	65.5	30.031	96.2	2:06.816 (3)	69.07	0.050	17:54:46.775
6 -	40.122	73.8	57.004	67.7	31.844	74.5	2:08.970	67.92	2.204	17:56:55.745
7 -	44.231	62.5	1:20.716	46.0	41.812	63.4	2:46.759	52.52	39.993	17:59:42.504
8 -	54.477	35.1	1:24.650	45.7	36.284	90.1	2:55.411	49.93	48.645	18:02:37.915
9 -	43.447	74.8	57.642	66.9	30.283	96.4	2:11.372	66.67	4.606	18:04:49.287
10 -	42.060	72.9	56.792	67.7	***29.755***	96.5	2:08.607	68.11	1.841	18:06:57.894
11 -	40.119	***75.8***	***56.636***	68.5	30.011	96.9	***2:06.766*** (1)	***69.10***		***18:09:04.660***
12 -	40.778	74.6	56.749	69.1	29.995	96.4	2:07.522	68.69	0.756	18:11:12.182
13 -	40.220	75.4	56.853	70.4	29.880	96.8	2:06.953	69.00	0.187	18:13:19.135
14 -	***39.522***	75.7	57.243	***72.3***	30.029	***97.2***	2:06.794 (2)	69.08	0.028	18:15:25.929

P17 22 E Tony DAVIS Austin Healey Sprite Mk1

IDEAL LAP TIME : 2:05.460 BEST LAP TIME : 2:06.526 DIFFERENCE : 1.066

LAP	SECTOR 1		SECTOR 2		SECTOR 3		LAP TIME	MPH	DIFF	TIME OF DAY
1 -		69.9	57.752	67.8	***30.039***	***94.1***	2:17.960	63.49	11.434	17:46:13.633
2 -	39.307	***71.7***	58.750	61.7	30.573	93.2	2:08.630	68.10	2.104	17:48:22.263
3 -	38.966	71.4	57.063	66.2	30.720	90.4	2:06.749 (2)	69.11	0.223	17:50:29.012
4 -	39.061	71.6	58.346	65.3	30.262	91.3	2:07.669 (3)	68.61	1.143	17:52:36.681
5 -	39.507	69.6	58.275	69.2	30.410	90.6	2:08.192	68.33	1.666	17:54:44.873
6 -	39.149	70.6	***56.590***	***69.8***	30.787	88.4	***2:06.526*** (1)	***69.23***		***17:56:51.399***
7 -	43.279	59.7	1:23.439	52.4	41.768	58.9	2:48.486	51.99	41.960	17:59:39.885
8 -	54.743	37.1	1:24.171	51.3	38.526	71.0	2:57.440	49.36	50.914	18:02:37.325
9 -	43.097	69.6	56.888	68.2	30.473	91.8	2:10.458	67.14	3.932	18:04:47.783
10 -	***38.831***	70.9	59.529	62.3	31.528	90.1	2:09.888	67.44	3.362	18:06:57.671
11 -	41.620	67.9	59.403	62.6	31.542	90.8	2:12.565	66.07	6.039	18:09:10.236
12 -	40.776	69.2	58.732	63.3	30.889	89.7	2:10.397	67.17	3.871	18:11:20.633
13 -	39.905	70.7	58.531	63.9	31.577	92.3	2:10.013	67.37	3.487	18:13:30.646
14 -	39.779	71.0	58.499	59.6	31.920	91.3	2:10.198	67.28	3.672	18:15:40.844

P18 8 B Leigh SEBBA Morgan Plus 4

IDEAL LAP TIME : 2:12.829 BEST LAP TIME : 2:13.498 DIFFERENCE : 0.669

LAP	SECTOR 1		SECTOR 2		SECTOR 3		LAP TIME	MPH	DIFF	TIME OF DAY
1 -		66.3	1:03.237	63.7	32.450	86.9	2:28.535	58.97	15.037	17:46:24.208
2 -	42.803	64.5	1:01.661	64.0	32.029	91.0	2:16.493	64.17	2.995	17:48:40.701
3 -	42.370	66.1	1:02.407	61.7	32.186	92.1	2:16.963	63.95	3.465	17:50:57.664
4 -	41.952	66.5	1:02.830	63.2	32.693	93.0	2:17.475	63.71	3.977	17:53:15.139
5 -	42.143	64.0	1:01.459	62.7	31.497	93.2	2:15.099	64.84	1.601	17:55:30.238
6 -	42.677	63.0	1:06.417	56.1	35.509	75.5	2:24.603	60.57	11.105	17:57:54.841
7 -	44.773	63.6	1:06.240	56.4	33.758	84.6	2:24.771	60.50	11.273	18:00:19.612
8 -	43.788	63.8	1:05.696	49.8	36.410	91.0	2:25.894	60.04	12.396	18:02:45.506
9 -	42.980	63.1	1:01.138	64.9	31.410	***94.9***	2:15.528	64.63	2.030	18:05:01.034
10 -	***41.273***	***70.1***	1:00.576	64.7	31.649	89.4	***2:13.498*** (1)	***65.61***		***18:07:14.532***
11 -	42.071	66.7	***1:00.468***	62.9	31.266	93.3	2:13.805 (2)	65.46	0.307	18:09:28.337
12 -	42.465	64.3	1:03.052	63.6	***31.088***	92.3	2:16.605	64.12	3.107	18:11:44.942
13 -	41.870	66.5	1:01.450	59.3	31.490	93.3	2:14.810 (3)	64.97	1.312	18:13:59.752
14 -	41.842	65.3	1:02.532	***66.9***	31.926	91.4	2:16.300	64.26	2.802	18:16:16.052

P19 67 FIS Mark SHEARS Morgan +4

IDEAL LAP TIME : 2:13.076 BEST LAP TIME : 2:13.932 DIFFERENCE : 0.856

LAP	SECTOR 1		SECTOR 2		SECTOR 3		LAP TIME	MPH	DIFF	TIME OF DAY
1 -		62.3	1:04.295	62.6	31.565	91.0	2:30.425	58.23	16.493	17:46:26.098
2 -	42.346	67.5	1:03.388	59.6	32.078	***91.4***	2:17.812	63.56	3.880	17:48:43.910
3 -	42.441	***67.8***	1:01.377	62.5	31.900	90.1	2:15.718	64.54	1.786	17:50:59.628
4 -	41.961	66.5	1:02.419	64.9	31.940	90.6	2:16.320	64.25	2.388	17:53:15.948
5 -	43.003	66.8	1:01.147	58.8	32.413	91.1	2:16.563	64.14	2.631	17:55:32.511
6 -	***41.039***	65.5	1:06.769	56.5	35.743	75.5	2:23.551	61.02	9.619	17:57:56.062
7 -	45.689	62.3	1:05.907	56.6	33.523	79.0	2:25.119	60.36	11.187	18:00:21.181
8 -	44.003	61.6	1:04.668	49.8	37.048	85.7	2:25.719	60.11	11.787	18:02:46.900
9 -	43.500	67.7	***1:00.747***	65.7	***31.290***	89.3	2:15.537	64.63	1.605	18:05:02.437

Weather / Track : Sunny / Dry

Brands Hatch GP
Circuit Length = 2.4332 miles
Start: 17:43 Flag 18:15 End: 18:17

Legends of Brands Hatch Superprix

HSCC Historic Road Sports

RACE 17 - SECTOR ANALYSIS

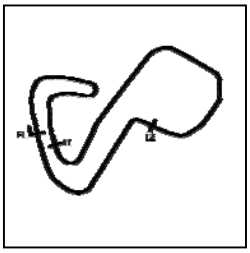

SECTOR 1 = FL to I1, SECTOR 2 = I1 to I2, SECTOR 3 = I2 to FL, DIFF = Difference To Personal Best Lap, P = Crossed Finish Line in Pit Lane, D = Time Disallowed

10 -	41.681	65.4	1:00.883	63.2	31.368	89.3	***2:13.932***	**(1)**	***65.40***		***18:07:16.369***
11 -	41.624	66.8	1:01.026	64.2	31.562	89.0	2:14.212	**(2)**	65.26	0.280	18:09:30.581
12 -	41.560	65.5	1:02.298	59.5	32.098	88.5	2:15.956		64.43	2.024	18:11:46.537
13 -	41.615	65.4	1:02.282	***66.3***	31.323	87.9	2:15.220	**(3)**	64.78	1.288	18:14:01.757
14 -	41.489	66.9	1:01.698	64.4	32.605	88.3	2:15.792		64.50	1.860	18:16:17.549

P20 160 FIS Harry NAERGER Jowett Jupiter

IDEAL LAP TIME : 2:23.034 BEST LAP TIME : 2:23.182 DIFFERENCE : 0.148

LAP	SECTOR 1		SECTOR 2		SECTOR 3		LAP TIME		MPH	DIFF	TIME OF DAY
1 -		60.1	1:08.002	57.5	34.797	82.4	2:42.003		54.07	18.821	17:46:37.676
2 -	45.542	61.0	1:08.461	57.3	34.559	83.4	2:28.562		58.96	5.380	17:49:06.238
3 -	45.134	58.9	1:08.588	58.3	34.789	84.4	2:28.511		58.98	5.329	17:51:34.749
4 -	45.291	62.4	1:10.299	54.7	34.654	81.6	2:30.244		58.30	7.062	17:54:04.993
5 -	45.472	61.7	1:07.112	58.2	34.269	82.8	2:26.853		59.65	3.671	17:56:31.846
6 -	49.763	28.6	1:12.651	55.9	36.678	68.4	2:39.092		55.06	15.910	17:59:10.938
7 -	48.467	57.9	1:11.415	55.0	35.600	77.6	2:35.482		56.33	12.300	18:01:46.420
8 -	47.194	59.5	1:07.064	59.3	33.893	83.8	2:28.151		59.12	4.969	18:04:14.571
9 -	44.094	56.8	1:06.207	56.4	34.006	***84.7***	2:24.307	**(2)**	60.70	1.125	18:06:38.878
10 -	44.389	61.0	1:06.058	56.2	34.338	84.4	2:24.785	**(3)**	60.50	1.603	18:09:03.663
11 -	44.682	***63.6***	1:06.531	***59.6***	***33.579***	***84.7***	2:24.792		60.49	1.610	18:11:28.455
12 -	***43.986***	56.0	***1:05.469***	58.7	33.727	79.9	***2:23.182***	**(1)**	***61.17***		***18:13:51.637***
13 -	46.893	58.9	1:08.816	54.8	34.621	79.4	2:30.330		58.27	7.148	18:16:21.967

P21 37 C Mervyn SELWYN Lotus Elan S3

IDEAL LAP TIME : 1:59.064 BEST LAP TIME : 1:59.096 DIFFERENCE : 0.032

LAP	SECTOR 1		SECTOR 2		SECTOR 3		LAP TIME		MPH	DIFF	TIME OF DAY
1 -		81.1	56.225	65.2	28.623	99.7	2:12.032		66.34	12.936	17:46:07.705
2 -	38.497	79.0	55.463	65.4	28.235	100.0	2:02.195		71.68	3.099	17:48:09.900
3 -	38.288	76.6	55.350	65.2	27.759	***103.5***	2:01.397		72.15	2.301	17:50:11.297
4 -	***37.471***	***81.6***	54.799	64.3	27.684	102.6	1:59.954	**(2)**	73.02	0.858	17:52:11.251
5 -	37.503	81.4	***53.925***	***70.9***	***27.668***	101.0	***1:59.096***	**(1)**	***73.55***		***17:54:10.347***
6 -	37.770	79.8	6:18.233	55.1	34.561	66.1	7:30.564		19.44	5:31.468	18:01:40.911
7 -	43.900	68.6	59.125	63.9	28.491	98.6	2:11.516		66.60	12.420	18:03:52.427
8 -	38.332	78.5	55.038	65.0	28.104	100.3	2:01.474		72.11	2.378	18:05:53.901
9 -	37.905	77.9	54.607	66.1	28.568	100.6	2:01.080	**(3)**	72.34	1.984	18:07:54.981
10 -	38.584	73.6	56.451	69.1	28.277	101.8	2:03.312		71.03	4.216	18:09:58.293
11 -	37.947	70.8	1:18.806	62.6	29.786	93.9	2:26.539		59.77	27.443	18:12:24.832
12 -	39.400	77.4	56.375	63.7	28.551	99.7	2:04.326		70.45	5.230	18:14:29.158
13 -	38.335	73.7	59.036	60.0	28.713	97.6	2:06.084		69.47	6.988	18:16:35.242

P22 51 C Shad EDDIN Ginetta G4

IDEAL LAP TIME : 1:47.769 BEST LAP TIME : 1:48.892 DIFFERENCE : 1.123

LAP	SECTOR 1		SECTOR 2		SECTOR 3		LAP TIME		MPH	DIFF	TIME OF DAY
1 -		83.4	51.467	71.6	26.788	109.6	2:00.657		72.60	11.765	17:45:56.330
2 -	35.713	79.9	51.361	73.1	27.044	110.5	1:54.118		76.76	5.226	17:47:50.448
3 -	34.619	84.7	48.756	81.2	25.763	109.6	1:49.138	**(3)**	80.26	0.246	17:49:39.586
4 -	***33.794***	85.1	50.417	73.9	26.489	110.7	1:50.700		79.13	1.808	17:51:30.286
5 -	35.023	86.9	49.433	78.3	26.565	110.0	1:51.021		78.90	2.129	17:53:21.307
6 -	35.941	85.0	48.620	78.6	26.396	107.2	1:50.957		78.94	2.065	17:55:12.264
7 -	34.176	85.7	48.984	81.3	30.205	68.8	1:53.365		77.27	4.473	17:57:05.629
8 -	41.043	66.0	1:15.719	45.4	42.018	70.1	2:38.780		55.16	49.888	17:59:44.409
9 -	53.613	37.7	1:24.952	41.8	35.967	104.3	2:54.532		50.19	1:05.640	18:02:38.941
10 -	38.075	85.0	53.117	68.6	26.845	***112.4***	1:58.037		74.21	9.145	18:04:36.978
11 -	35.432	***89.1***	49.348	76.0	26.064	111.4	1:50.844		79.02	1.952	18:06:27.822
12 -	33.950	***89.1***	49.253	78.4	***25.689***	112.0	***1:48.892***	**(1)**	***80.44***		***18:08:16.714***
13 -	37.190	79.7	48.845	77.7	26.081	109.2	1:52.116		78.13	3.224	18:10:08.830
14 -	34.043	88.0	***48.286***	***83.8***	26.754	109.8	1:49.083	**(2)**	80.30	0.191	18:11:57.913
15 -	34.012	87.4	51.293	76.3	27.724	102.1	1:53.029		77.50	4.137	18:13:50.942

Weather / Track : Sunny / Dry

Brands Hatch GP
Circuit Length = 2.4332 miles
Start: 17:43 Flag 18:15 End: 18:17

Legends of Brands Hatch Superprix

HSCC Historic Road Sports

RACE 17 - SECTOR ANALYSIS

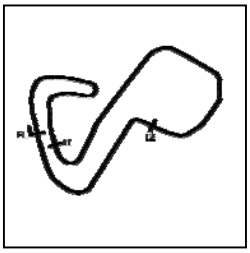

SECTOR 1 = FL to I1, SECTOR 2 = I1 to I2, SECTOR 3 = I2 to FL, DIFF = Difference To Personal Best Lap, P = Crossed Finish Line in Pit Lane, D = Time Disallowed

P23 90 D Josh BARNETT MGB

IDEAL LAP TIME : 1:55.821 BEST LAP TIME : 1:56.364 DIFFERENCE : 0.543

LAP	SECTOR 1		SECTOR 2		SECTOR 3		LAP TIME	MPH	DIFF	TIME OF DAY
1 -		77.6	54.796	69.0	28.771	99.2	2:12.492	66.11	16.128	17:46:08.165
2 -	36.489	79.1	53.162	71.1	28.784	99.7	1:58.435	73.96	2.071	17:48:06.600
3 -	36.749	79.4	52.241	***78.2***	28.009	98.8	1:56.999 **(3)**	74.87	0.635	17:50:03.599
4 -	36.250	78.7	52.136	74.4	***27.978***	99.5	***1:56.364*** **(1)**	***75.27***		***17:51:59.963***
5 -	***35.838***	***79.7***	52.483	74.1	28.884	99.7	1:57.205	74.73	0.841	17:53:57.168
6 -	36.092	79.5	52.122	75.7	28.873	99.4	1:57.087	74.81	0.723	17:55:54.255
7 -	36.104	79.7	59.058	67.1	32.119	77.9	2:07.281	68.82	10.917	17:58:01.536
8 -	45.251	53.4	1:06.781	56.3	33.136	88.8	2:25.168	60.34	28.804	18:00:26.704
9 -	44.294	53.3	1:03.455	54.9	36.042	97.8	2:23.791	60.92	27.427	18:02:50.495
10 -	38.096	77.4	52.854	73.3	28.461	99.7	1:59.411	73.35	3.047	18:04:49.906
11 -	37.246	78.6	53.530	75.9	29.970	99.5	2:00.746	72.54	4.382	18:06:50.652
12 -	37.661	78.2	53.942	73.9	28.542	99.2	2:00.145	72.91	3.781	18:08:50.797
13 -	36.972	78.3	52.420	77.9	28.262	***99.8***	1:57.654	74.45	1.290	18:10:48.451
14 -	36.278	79.1	***52.005***	76.9	28.265	99.7	1:56.548 **(2)**	75.16	0.184	18:12:44.999

P24 21 FIS Neil CAMERON Austin Healey Sprite Mk1

IDEAL LAP TIME : 2:00.811 BEST LAP TIME : 2:01.144 DIFFERENCE : 0.333

LAP	SECTOR 1		SECTOR 2		SECTOR 3		LAP TIME	MPH	DIFF	TIME OF DAY
1 -		72.5	56.353	68.2	29.250	***97.6***	2:15.060	64.85	13.916	17:46:10.733
2 -	38.470	71.6	54.971	68.6	29.331	97.1	2:02.772	71.35	1.628	17:48:13.505
3 -	37.576	75.4	54.691	69.3	29.120	97.3	2:01.387 **(2)**	72.16	0.243	17:50:14.892
4 -	***37.410***	***75.8***	***54.416***	69.1	29.318	97.2	***2:01.144*** **(1)**	***72.30***		***17:52:16.036***
5 -	37.615	75.5	54.911	69.6	***28.985***	96.4	2:01.511 **(3)**	72.09	0.367	17:54:17.547
6 -	37.514	74.1	54.922	***70.7***	29.081	95.8	2:01.517	72.08	0.373	17:56:19.064

P25 88 D Harry BROWN MGB GT

IDEAL LAP TIME : 2:11.228 BEST LAP TIME : 2:11.228 DIFFERENCE : 0.000

LAP	SECTOR 1		SECTOR 2		SECTOR 3		LAP TIME	MPH	DIFF	TIME OF DAY
1 -		62.3	1:03.249	65.0	31.116	92.8	2:29.435	58.61	18.207	17:46:25.108
2 -	42.685	67.3	1:02.587	66.7	30.899	***94.1***	2:16.171 **(3)**	64.32	4.943	17:48:41.279
3 -	44.250	68.4	1:01.355	66.5	31.625	92.4	2:17.230	63.83	6.002	17:50:58.509
4 -	41.818	***68.8***	1:02.877	***68.2***	31.114	***94.1***	2:15.809 **(2)**	64.50	4.581	17:53:14.318
5 -	***40.190***	67.7	***1:00.593***	66.2	***30.445***	91.9	***2:11.228*** **(1)**	***66.75***		***17:55:25.546***

P26 70 FIS Alan HOUSE Morgan +4

IDEAL LAP TIME : 2:14.874 BEST LAP TIME : 2:14.874 DIFFERENCE : 0.000

LAP	SECTOR 1		SECTOR 2		SECTOR 3		LAP TIME	MPH	DIFF	TIME OF DAY
1 -		58.5	1:03.686	***60.4***	31.286	96.1	2:30.858 **(3)**	58.06	15.984	17:46:26.531
2 -	***42.680***	68.1	***1:01.990***	59.0	***30.204***	***102.2***	***2:14.874*** **(1)**	***64.94***		***17:48:41.405***
3 -	42.968	***73.1***	1:07.244	23.7	35.890	80.2	2:26.102 **(2)**	59.95	11.228	17:51:07.507

Weather / Track : Sunny / Dry

Brands Hatch GP
Circuit Length = 2.4332 miles
Start: 17:43 Flag 18:15 End: 18:17

Legends of Brands Hatch Superprix

HSCC Historic Road Sports

RACE 17 - BEST SECTORS

	SECTOR 1			SECTOR 2			SECTOR 3			IDEAL / BEST COMPARISON					
POS	NO	NAME	TIME	NO	NAME	TIME	NO	NAME	TIME	POS	NO	NAME	IDEAL	BEST	DIFF
												PERFECT LAP	1:46.371		
1	51	EDDIN	33.794	98	KIVLOCHAN	47.617	98	KIVLOCHAN	24.960	1	98	KIVLOCHAN	1:46.642	1:47.022	0.380
2	19	EDWARDS	33.880	111	PLANT	47.979	111	PLANT	25.469	2	111	PLANT	1:47.388	1:47.654	0.266
3	111	PLANT	33.940	51	EDDIN	48.286	19	EDWARDS	25.528	3	51	EDDIN	1:47.769	1:48.892	1.123
4	98	KIVLOCHAN	34.065	19	EDWARDS	48.813	51	EDDIN	25.689	4	19	EDWARDS	1:48.221	1:49.120	0.899
5	91	MERRY	34.840	91	MERRY	49.244	91	MERRY	25.882	5	91	MERRY	1:49.966	1:50.184	0.218
6	54	St CLAIR TISDALL	35.244	45	ASHDOWN	51.033	45	ASHDOWN	26.484	6	54	St CLAIR TISDALL	1:53.091	1:53.313	0.222
7	45	ASHDOWN	35.645	54	St CLAIR TISDALL	51.259	54	St CLAIR TISDALL	26.588	7	45	ASHDOWN	1:53.162	1:53.345	0.183
8	90	BARNETT	35.838	53	GILBERT	51.824	53	GILBERT	27.073	8	271	ARCULUS	1:55.646	1:55.646	0.000
9	271	ARCULUS	36.268	271	ARCULUS	51.963	171	LAIDLAW	27.092	9	53	GILBERT	1:55.656	1:56.676	1.020
10	171	LAIDLAW	36.311	90	BARNETT	52.005	6	DENEKAMP	27.368	10	171	LAIDLAW	1:55.774	1:56.788	1.014
11	74	FARRALL	36.312	74	FARRALL	52.082	271	ARCULUS	27.415	11	90	BARNETT	1:55.821	1:56.364	0.543
12	7	LEESE	36.433	6	DENEKAMP	52.168	7	LEESE	27.541	12	74	FARRALL	1:56.038	1:56.740	0.702
13	6	DENEKAMP	36.644	171	LAIDLAW	52.371	74	FARRALL	27.644	13	6	DENEKAMP	1:56.180	1:56.621	0.441
14	53	GILBERT	36.759	7	LEESE	52.424	37	SELWYN	27.668	14	7	LEESE	1:56.398	1:56.625	0.227
15	21	CAMERON	37.410	37	SELWYN	53.925	90	BARNETT	27.978	15	37	SELWYN	1:59.064	1:59.096	0.032
16	37	SELWYN	37.471	42	OTTLEY	54.140	42	OTTLEY	28.858	16	42	OTTLEY	2:00.798	2:00.798	0.000
17	42	OTTLEY	37.800	21	CAMERON	54.416	17	QUATTLEBAUM	28.892	17	21	CAMERON	2:00.811	2:01.144	0.333
18	17	QUATTLEBAUM	37.950	17	QUATTLEBAUM	54.974	21	CAMERON	28.985	18	17	QUATTLEBAUM	2:01.816	2:02.402	0.586
19	22	DAVIS	38.831	22	DAVIS	56.590	33	BRADFIELD	29.755	19	22	DAVIS	2:05.460	2:06.526	1.066
20	33	BRADFIELD	39.522	33	BRADFIELD	56.636	22	DAVIS	30.039	20	33	BRADFIELD	2:05.913	2:06.766	0.853
21	88	BROWN	40.190	8	SEBBA	1:00.468	70	HOUSE	30.204	21	88	BROWN	2:11.228	2:11.228	0.000
22	67	SHEARS	41.039	88	BROWN	1:00.593	88	BROWN	30.445	22	8	SEBBA	2:12.829	2:13.498	0.669
23	8	SEBBA	41.273	67	SHEARS	1:00.747	8	SEBBA	31.088	23	67	SHEARS	2:13.076	2:13.932	0.856
24	70	HOUSE	42.680	70	HOUSE	1:01.990	67	SHEARS	31.290	24	70	HOUSE	2:14.874	2:14.874	0.000
25	160	NAERGER	43.986	160	NAERGER	1:05.469	160	NAERGER	33.579	25	160	NAERGER	2:23.034	2:23.182	0.148
26										26	40	DYE		2:05.463	

Weather / Track : Sunny / Dry

Brands Hatch GP
Circuit Length = 2.4332 miles
Start: 17:43 Flag 18:15 End: 18:17

Results can be found at www.tsl-timing.com

Printed - 18:18 Sunday, 30 June 2019

Legends of Brands Hatch Superprix

HSCC Historic Road Sports

RACE 17 - BEST SPEEDS

	INTERMEDIATE 1			INTERMEDIATE 2			FINISH LINE		
POS	NO	NAME	MPH	NO	NAME	MPH	NO	NAME	MPH
1	**98**	KIVLOCHAN	**97.5**	**51**	EDDIN	**83.8**	**98**	KIVLOCHAN	**128.8**
2	**19**	EDWARDS	**92.8**	**91**	MERRY	**80.7**	**91**	MERRY	**118.7**
3	**91**	MERRY	**91.1**	**19**	EDWARDS	**80.4**	**19**	EDWARDS	**118.1**
4	**111**	PLANT	**89.5**	**111**	PLANT	**80.0**	**111**	PLANT	**117.3**
5	**51**	EDDIN	**89.1**	**98**	KIVLOCHAN	**79.5**	**54**	St CLAIR TISDALL	**113.9**
6	**53**	GILBERT	**87.4**	**90**	BARNETT	**78.2**	**45**	ASHDOWN	**113.9**
7	**54**	St CLAIR TISDALL	**85.5**	**53**	GILBERT	**78.0**	**53**	GILBERT	**112.7**
8	**45**	ASHDOWN	**85.5**	**7**	LEESE	**76.5**	**51**	EDDIN	**112.4**
9	**74**	FARRALL	**85.3**	**54**	St CLAIR TISDALL	**75.4**	**6**	DENEKAMP	**109.2**
10	**171**	LAIDLAW	**84.7**	**171**	LAIDLAW	**73.9**	**171**	LAIDLAW	**109.1**
11	**271**	ARCULUS	**83.8**	**42**	OTTLEY	**73.0**	**74**	FARRALL	**107.3**
12	**6**	DENEKAMP	**82.3**	**6**	DENEKAMP	**72.8**	**271**	ARCULUS	**107.2**
13	**7**	LEESE	**81.9**	**45**	ASHDOWN	**72.7**	**7**	LEESE	**104.5**
14	**37**	SELWYN	**81.6**	**271**	ARCULUS	**72.7**	**42**	OTTLEY	**103.7**
15	**42**	OTTLEY	**80.0**	**17**	QUATTLEBAUM	**72.4**	**37**	SELWYN	**103.5**
16	**90**	BARNETT	**79.7**	**33**	BRADFIELD	**72.3**	**70**	HOUSE	**102.2**
17	**17**	QUATTLEBAUM	**77.2**	**37**	SELWYN	**70.9**	**90**	BARNETT	**99.8**
18	**33**	BRADFIELD	**75.8**	**74**	FARRALL	**70.8**	**17**	QUATTLEBAUM	**99.4**
19	**21**	CAMERON	**75.8**	**21**	CAMERON	**70.7**	**21**	CAMERON	**97.6**
20	**70**	HOUSE	**73.1**	**22**	DAVIS	**69.8**	**33**	BRADFIELD	**97.2**
21	**22**	DAVIS	**71.7**	**88**	BROWN	**68.2**	**8**	SEBBA	**94.9**
22	**8**	SEBBA	**70.1**	**8**	SEBBA	**66.9**	**22**	DAVIS	**94.1**
23	**88**	BROWN	**68.8**	**67**	SHEARS	**66.3**	**88**	BROWN	**94.1**
24	**67**	SHEARS	**67.8**	**70**	HOUSE	**60.4**	**67**	SHEARS	**91.4**
25	**160**	NAERGER	**63.6**	**160**	NAERGER	**59.6**	**160**	NAERGER	**84.7**
26									

Weather / Track : Sunny / Dry

Brands Hatch GP
Circuit Length = 2.4332 miles
Start: 17:43 Flag 18:15 End: 18:17

Results can be found at www.tsl-timing.com

Printed - 18:18 Sunday, 30 June 2019

Legends of Brands Hatch Superprix

HSCC Historic Road Sports

RACE 17 - STATISTICS

Competitors Started	26
Planned Start	2019-06-30 @ 17:45:00.000
Actual Start	2019-06-30 @ 17:43:55.672
Finish Time	2019-06-30 @ 18:15:14.547
Track Length	2.4332mi.
Total Laps	361
Total Distance Covered	878.4175mi.

Session Fastest Lap History

NO	CL	NAME	LAP TIME	TIME OF DAY	LAP	VEHICLE
98	A	**Kevin KIVLOCHAN**	**1:52.826**	17:45:48.508	1	AC Cobra
98	A	**Kevin KIVLOCHAN**	**1:47.751**	17:47:36.258	2	AC Cobra
98	A	**Kevin KIVLOCHAN**	**1:47.397**	17:49:23.656	3	AC Cobra
98	A	**Kevin KIVLOCHAN**	**1:47.377**	17:54:48.286	6	AC Cobra
98	A	**Kevin KIVLOCHAN**	**1:47.022**	18:06:09.747	11	AC Cobra

Session Leader History

NO	CL	NAME	FROM LAP	LAPS LED	DISTANCE	VEHICLE
98	A	**Kevin KIVLOCHAN**	1	16	38.93 miles	AC Cobra

Flag History

TYPE	TIME OF DAY
GREEN	17:43:55.672
SAFETY	17:56:38.177
GREEN	18:02:30.423
FINISH	18:15:14.547

Flag Statistics

TYPE	COUNT	TOTAL LAPS	TOTAL TIME
Green	2	14	28:07.008
Red	0	0	0.000
Safety Car	1	2	5:52.246
FCY	0	0	0.000

Brands Hatch GP
Circuit Length = 2.4332 miles
Start: 17:43 Flag 18:15 End: 18:17

Weather / Track : Sunny / Dry

These results are provisional until the conclusion of any judicial and technical matters.

Clerk Of Course : Julian Floyd		Timekeeper : Nick Palmer

Legends of Brands Hatch Superprix

HSCC Historic Road Sports

RACE 17 - STATISTICS

CLASS : A

5 Starters

Fastest Lap History

NO	NAME	LAP TIME	TIME OF DAY	LAP	VEHICLE
98	**Kevin KIVLOCHAN**	**1:52.826**	17:45:48.508	1	AC Cobra
98	**Kevin KIVLOCHAN**	**1:47.751**	17:47:36.258	2	AC Cobra
98	**Kevin KIVLOCHAN**	**1:47.397**	17:49:23.656	3	AC Cobra
98	**Kevin KIVLOCHAN**	**1:47.377**	17:54:48.286	6	AC Cobra
98	**Kevin KIVLOCHAN**	**1:47.022**	18:06:09.747	11	AC Cobra

Leader History

NO	NAME	FROM LAP	LAPS LED	DISTANCE	VEHICLE
98	**Kevin KIVLOCHAN**	1	16	38.93 miles	AC Cobra

Brands Hatch GP

Weather / Track : Sunny / Dry

Circuit Length = 2.4332 miles

These results are provisional until the conclusion of any judicial and technical matters.

Start: 17:43 Flag 18:15 End: 18:17

Clerk Of Course : Julian Floyd		Timekeeper : Nick Palmer

Legends of Brands Hatch Superprix

HSCC Historic Road Sports

RACE 17 - STATISTICS

CLASS : B

2 Starters

Fastest Lap History

NO	NAME	LAP TIME	TIME OF DAY	LAP	VEHICLE
6	**Johan DENEKAMP**	**2:08.567**	17:46:04.272	1	TVR Tuscan
6	**Johan DENEKAMP**	**1:58.481**	17:48:02.753	2	TVR Tuscan
6	**Johan DENEKAMP**	**1:57.660**	17:50:00.412	3	TVR Tuscan
6	**Johan DENEKAMP**	**1:56.673**	17:51:57.087	4	TVR Tuscan
6	**Johan DENEKAMP**	**1:56.621**	17:55:51.086	6	TVR Tuscan

Leader History

NO	NAME	FROM LAP	LAPS LED	DISTANCE	VEHICLE
6	**Johan DENEKAMP**	1	16	38.93 miles	TVR Tuscan

Brands Hatch GP

Weather / Track : Sunny / Dry

Circuit Length = 2.4332 miles

These results are provisional until the conclusion of any judicial and technical matters.

Start: 17:43 Flag 18:15 End: 18:17

Clerk Of Course : Julian Floyd		Timekeeper : Nick Palmer

Legends of Brands Hatch Superprix

HSCC Historic Road Sports

RACE 17 - STATISTICS

CLASS : C

5 Starters

Fastest Lap History

NO	NAME	LAP TIME	TIME OF DAY	LAP	VEHICLE
51	**Shad EDDIN**	**2:00.657**	17:45:56.341	1	Ginetta G4
51	**Shad EDDIN**	**1:54.118**	17:47:50.459	2	Ginetta G4
45	**Barry ASHDOWN**	**1:53.345**	17:47:50.887	2	Lotus Elan
51	**Shad EDDIN**	**1:49.138**	17:49:39.597	3	Ginetta G4
51	**Shad EDDIN**	**1:48.892**	18:08:16.725	12	Ginetta G4

Leader History

NO	NAME	FROM LAP	LAPS LED	DISTANCE	VEHICLE
51	**Shad EDDIN**	1	15	36.49 miles	Ginetta G4
45	**Barry ASHDOWN**	16	1	2.43 miles	Lotus Elan

Brands Hatch GP

Weather / Track : Sunny / Dry

Circuit Length = 2.4332 miles

These results are provisional until the conclusion of any judicial and technical matters.

Start: 17:43 Flag 18:15 End: 18:17

Clerk Of Course : Julian Floyd		Timekeeper : Nick Palmer

Legends of Brands Hatch Superprix

HSCC Historic Road Sports

RACE 17 - STATISTICS

CLASS : D

2 Starters

Fastest Lap History

NO	NAME	LAP TIME	TIME OF DAY	LAP	VEHICLE
90	**Josh BARNETT**	**2:12.492**	17:46:08.176	1	MGB
90	**Josh BARNETT**	**1:58.435**	17:48:06.611	2	MGB
90	**Josh BARNETT**	**1:56.999**	17:50:03.609	3	MGB
90	**Josh BARNETT**	**1:56.364**	17:51:59.973	4	MGB

Leader History

NO	NAME	FROM LAP	LAPS LED	DISTANCE	VEHICLE
90	**Josh BARNETT**	1	14	34.06 miles	MGB

Brands Hatch GP

Weather / Track : Sunny / Dry

Circuit Length = 2.4332 miles

These results are provisional until the conclusion of any judicial and technical matters.

Start: 17:43 Flag 18:15 End: 18:17

Clerk Of Course : Julian Floyd		Timekeeper : Nick Palmer

Legends of Brands Hatch Superprix

HSCC Historic Road Sports

RACE 17 - STATISTICS

CLASS : E

1 Starters

Fastest Lap History

NO	NAME	LAP TIME	TIME OF DAY	LAP	VEHICLE
22	**Tony DAVIS**	**2:17.960**	17:46:13.652	1	Austin Healey Sprite Mk1
22	**Tony DAVIS**	**2:08.630**	17:48:22.282	2	Austin Healey Sprite Mk1
22	**Tony DAVIS**	**2:06.749**	17:50:29.032	3	Austin Healey Sprite Mk1
22	**Tony DAVIS**	**2:06.526**	17:56:51.416	6	Austin Healey Sprite Mk1

Leader History

NO	NAME	FROM LAP	LAPS LED	DISTANCE	VEHICLE
22	**Tony DAVIS**	1	14	34.06 miles	Austin Healey Sprite Mk1

Brands Hatch GP

Weather / Track : Sunny / Dry

Circuit Length = 2.4332 miles

These results are provisional until the conclusion of any judicial and technical matters.

Start: 17:43 Flag 18:15 End: 18:17

Clerk Of Course : Julian Floyd		Timekeeper : Nick Palmer

Legends of Brands Hatch Superprix

HSCC Historic Road Sports

RACE 17 - STATISTICS

CLASS : FIS

9 Starters

Fastest Lap History

NO	NAME	LAP TIME	TIME OF DAY	LAP	VEHICLE
271	**Brian ARCULUS**	**2:05.384**	17:46:01.067	1	Lotus Elite
271	**Brian ARCULUS**	**1:55.646**	17:47:56.713	2	Lotus Elite

Leader History

NO	NAME	FROM LAP	LAPS LED	DISTANCE	VEHICLE
271	**Brian ARCULUS**	1	16	38.93 miles	Lotus Elite

Brands Hatch GP
Circuit Length = 2.4332 miles
Start: 17:43 Flag 18:15 End: 18:17

Weather / Track : Sunny / Dry

These results are provisional until the conclusion of any judicial and technical matters.

Clerk Of Course : Julian Floyd		Timekeeper : Nick Palmer

Legends of Brands Hatch Superprix

HSCC Historic Road Sports

RACE 17 - STATISTICS

CLASS : G

2 Starters

Fastest Lap History

NO	NAME	LAP TIME	TIME OF DAY	LAP	VEHICLE
74	**Steven FARRALL**	**2:09.106**	17:46:04.793	1	Diva GT
74	**Steven FARRALL**	**1:58.388**	17:48:03.181	2	Diva GT
74	**Steven FARRALL**	**1:57.973**	17:50:01.154	3	Diva GT
171	**Kelvin LAIDLAW**	**1:57.827**	17:50:01.277	3	Morgan Plus 8
74	**Steven FARRALL**	**1:56.770**	17:51:57.924	4	Diva GT
74	**Steven FARRALL**	**1:56.740**	17:55:52.024	6	Diva GT

Leader History

NO	NAME	FROM LAP	LAPS LED	DISTANCE	VEHICLE
74	**Steven FARRALL**	1	14	34.06 miles	Diva GT
171	**Kelvin LAIDLAW**	15	2	4.86 miles	Morgan Plus 8

Brands Hatch GP
Circuit Length = 2.4332 miles
Start: 17:43 Flag 18:15 End: 18:17

Weather / Track : Sunny / Dry

These results are provisional until the conclusion of any judicial and technical matters.

Clerk Of Course : Julian Floyd		Timekeeper : Nick Palmer