Historic Sports Car Club

‘Croft Nostalgia Weekend’

Saturday 6th – Sunday 7th August 2016

Timing & Results by MST SYSTEMS Ltd.
www.mstworld.com

© MST SYSTEMS Ltd 2016

The Haysfield, Spring Lane North, Malvern WR14 1GF
t: +44 (0) 1684 560614 e: timing@mstworld.com

Croft Circuit

West Lane, Dalton On Tees, North Yorkshire, DL2 2PL

www.croftcircuit.co.uk

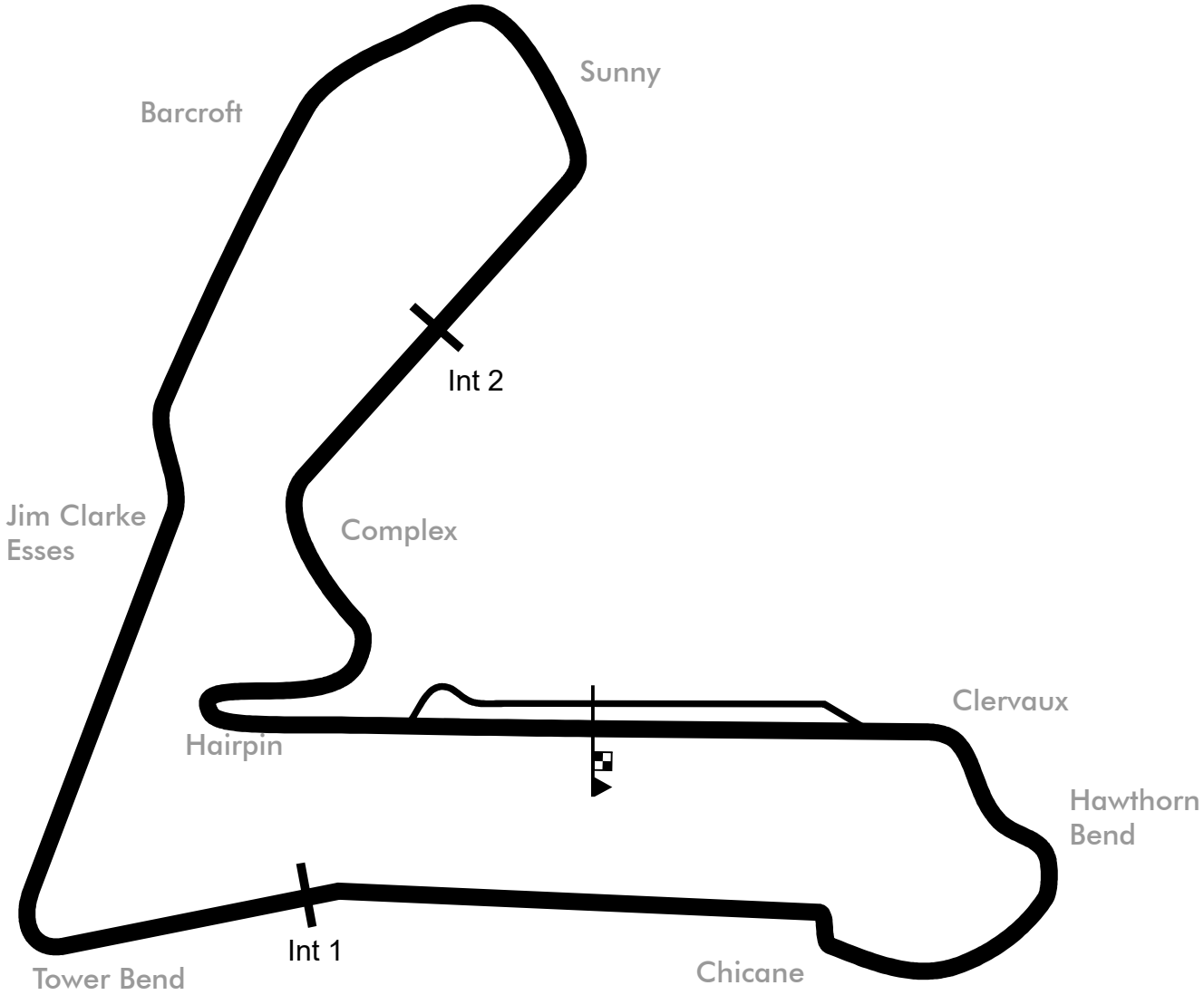

Circuit Length:	2.100 M / 3.380 km
Pit Lane:	269.5m, 17s @ 60km/h
Intermediate 1:	1.110 km
Intermediate 2:	2.602 km
Start line offset:	0 m

"Croft Nostalgia Weekend" Historic Race Meeting - 6 - 7 Aug 2016

HSCC 70s Road Sports & HSCC Historic Road Sports

Qualifying for Race 1 - Classification

Sheet No:

POS	NO	DRIVER/S	CLASS	CLASS POS	CAR MAKE / MODEL	TIME	ON	LAPS	GAP	DIFF	MPH
1	8	John Davison	HRC	1	Lotus Elan S3	1:38.135	2	3			77.05
2	17	James Dean	7C	1	Lotus Europa	1:38.397	2	8	0.262	0.262	76.84
3	5	Peter Shaw	HRC	2	Lotus Elan S1	1:39.326	8	8	1.191	0.929	76.12
4	51	Julian Barter	7C	2	Lotus Elan S4	1:39.860	3	8	1.725	0.534	75.71
5	1	Kevin Kivlochan	HRA	1	Morgan Plus 8	1:40.243	8	8	2.108	0.383	75.43
6	14	David Boland	HRC	3	Ginetta G4	1:41.778	4	8	3.643	1.535	74.29
7	30	John Williams	7B	1	Porsche 911SC	1:42.509	5	7	4.374	0.731	73.76
8	19	William Leverett	7B	2	Porsche 911SC	1:42.830	6	8	4.695	0.321	73.53
9	20	Mark Leverett	7C	3	Lotus Elan	1:43.196	6	8	5.061	0.366	73.27
10	7	Simon Haughton	HRC	4	Lotus 7	1:43.400	8	8	5.265	0.204	73.12
11	11	Howard Payne	7C	4	Lotus Europa	1:43.612	8	8	5.477	0.212	72.97
12	35	Robert Gate	7A	1	Jaguar E-type	1:43.938	5	7	5.803	0.326	72.74
13	25	Jim Grant	HRC	5	Lotus Elan	1:43.990	3	8	5.855	0.052	72.71
14	65	Stephen Cooke	7C	5	Lotus 7 S4	1:44.320	4	5	6.185	0.330	72.48
15	34	Karl Wetherell	HRG	1	Triumph TR4	1:46.556	1	3	8.421	2.236	70.96
16	15	Michael Eagles	HRA	2	De Tomaso Mangusta	1:46.972	2	7	8.837	0.416	70.68
17	71	Dick Coffey	HRE	1	Turner Mk1	1:47.055	2	7	8.920	0.083	70.63
18	68	Jon Wagstaff	7D	1	Alfa Romeo GTV	1:47.853	6	7	9.718	0.798	70.10
19	33	Matthew Nichols	7B	3	TVR 3000M	1:48.292	6	7	10.157	0.439	69.82
20	12	Neil Brown	7D	2	Lotus Eclat	1:48.296	6	7	10.161	0.004	69.82
21	155	Nick Savage	HRA	3	Chevrolet Camaro	1:48.952	7	7	10.817	0.656	69.40
22	18	Martin Dyson	7D	3	Triumph GT6 Mk3	1:49.239	4	7	11.104	0.287	69.21
23	28	Chris Baines	7D	4	Porsche 924	1:49.485	5	7	11.350	0.246	69.06
24	67	Tim Hayes	7I	1	Alfa Romeo Alfa Sud Sprint	1:50.116	5	7	11.981	0.631	68.66
25	57	Mark Oldfield	7D	5	Lancia Monte Beta Monte	1:50.277	4	5	12.142	0.161	68.56
26	92	Brian Jarvis	7D	6	Porsche 924	1:50.568	5	5	12.433	0.291	68.38
27	27	Chris Fisher	7F	1	MG Arkley	1:51.317	1	5	13.182	0.749	67.92
28	77	David Tomkinson	7F	2	Triumph Spitfire	1:52.051	6	7	13.916	0.734	67.48
29	48	Ian Kilpatrick	7C	6	Lotus Elan Sprint	1:53.166	5	7	15.031	1.115	66.81
30	56	Sarah Hutchison	7D	7	Lancia Beta	1:53.661	5	7	15.526	0.495	66.52
31	22	Tony Davis	HRE	2	Austin Healey Sprite Mk1	1:54.359	5	7	16.224	0.698	66.11
32	55	Stephen Bellerby	7B	4	TVR 3000M	1:54.786	5	7	16.651	0.427	65.87
33	6	Mike Foley	HRG	2	Sunbeam Alpine	1:58.662	5	6	20.527	3.876	63.72
34	21	Peter Chappell	HRE	3	Austin Healey Sprite Mk1	1:59.015	5	6	20.880	0.353	63.53
35	50	Stephen Cooper	INV	1	Cooper Sports	1:59.054	1	6	20.919	0.039	63.51
36	99	Stephen Chapman	HRG	3	Sunbeam Harrington	1:59.923	6	6	21.788	0.869	63.05

Car 71 requires a working transponder - Regulation Q.12.2.1 refers.
A 30 second penalty will be applied if not working in the race.

Session Start: 09:00:01 - Finish: 09:15:03
Weather/Track Conditions: Sun/Dry
Circuit: Croft
Track Length: 3.380 Km - 2.1002 miles

These results are provisional until the conclusion of any judicial and technical matters.

Clerk of the Course:	Timekeeper:	Issued at:
Julian Floyd	Nick Palmer	

MST

Printed : 06-08-2016 - 09:18

Full results available at www.mstworld.com. Email: timing@mstworld.com

"Croft Nostalgia Weekend" Historic Race Meeting - 6 - 7 Aug 2016

HSCC 70s Road Sports & HSCC Historic Road Sports

Qualifying for Race 1 - Sector Analysis

1 Kevin Kivlochan (HRA) — Morgan Plus 8

lap	Sect-1	Speed	Sect-2	Speed	Sect-3	Speed	TopSpeed	laptime	pit	lap	Sect-1	Speed	Sect-2	Speed	Sect-3	Speed	Topspeed	laptime	pit
1	31.812	103.4	42.632	93.5	28.112	90.1		1:42.556		5	29.980	109.5	48.473	88.7	28.933	93.5		1:47.386	
2	31.156	109.7	41.536	94.7	27.922	89.4		1:40.614		6	29.922	111.1	43.159	93.9	28.101	92.1		1:41.182	
3	31.934	97.3	54.176	77.7	29.901	92.9		1:56.011		7	33.275	102.6	44.583	91.1	30.113	93.1		1:47.971	
4	30.299	109.1	42.185	93.9	27.786	93.2		1:40.270		8	30.016	112.0	41.485	96.0	28.742	90.7		1:40.243	

5 Peter Shaw (HRC) — Lotus Elan S1

lap	Sect-1	Speed	Sect-2	Speed	Sect-3	Speed	TopSpeed	laptime	pit	lap	Sect-1	Speed	Sect-2	Speed	Sect-3	Speed	Topspeed	laptime	pit
1	31.243	104.5	41.146	93.1	27.617	88.9		1:40.006		5	30.335	108.9	43.287	88.4	27.659	92.1		1:41.281	
2	29.970	110.2	40.578	93.9	38.002	82.3		1:48.550		6	30.757	99.9	49.077	76.4	28.607	92.2		1:48.441	
3	35.586	75.7	55.345	63.0	29.152	92.1		2:00.083		7	33.250	94.1	45.683	84.3	29.650	92.3		1:48.583	
4	30.232	107.7	44.369	88.9	29.804	91.7		1:44.405		8	30.306	108.1	40.745	105.7	28.275	88.3		1:39.326	

6 Mike Foley (HRG) — Sunbeam Alpine

lap	Sect-1	Speed	Sect-2	Speed	Sect-3	Speed	TopSpeed	laptime	pit	lap	Sect-1	Speed	Sect-2	Speed	Sect-3	Speed	Topspeed	laptime	pit
1	37.020	84.0	51.264	70.9	33.839	71.1		2:02.123		4	36.983	84.6	55.405	70.4	32.300	72.5		2:04.688	
2	37.498	83.0	53.688	66.2	33.799	69.2		2:04.985		5	37.170	85.4	49.952	75.9	31.540	73.9		1:58.662	
3	38.048	84.7	49.732	72.9	32.103	73.0		1:59.883		6	36.564	83.6	49.460	76.2	34.470	73.9		2:00.494	

7 Simon Haughton (HRC) — Lotus 7

lap	Sect-1	Speed	Sect-2	Speed	Sect-3	Speed	TopSpeed	laptime	pit	lap	Sect-1	Speed	Sect-2	Speed	Sect-3	Speed	Topspeed	laptime	pit
1	33.390	96.0	44.555	86.6	28.700	85.8		1:46.645		5	33.019	97.3	43.685	90.1	28.519	87.4		1:45.223	
2	32.528	95.7	42.953	88.9	29.380	85.1		1:44.861		6	32.437	98.1	44.107	86.4	28.415	86.4		1:44.959	
3	32.394	94.1	46.910	84.2	29.392	87.8		1:48.696		7	32.648	97.1	42.209	89.2	28.566	87.2		1:43.423	
4	32.364	96.7	43.698	87.6	28.597	87.5		1:44.659		8	31.727	99.6	42.241	88.9	29.432	76.3		1:43.400	

8 John Davison (HRC) — Lotus Elan S3

lap	Sect-1	Speed	Sect-2	Speed	Sect-3	Speed	TopSpeed	laptime	pit	lap	Sect-1	Speed	Sect-2	Speed	Sect-3	Speed	Topspeed	laptime	pit
1	30.479	108.2	41.081	92.1	27.850	88.2		1:39.410		3	46.936	41.6	57.146	72.3				2:13.806	
2	29.656	108.8	40.243	93.2	28.236	77.4		1:38.135		4									

11 Howard Payne (7C) — Lotus Europa

lap	Sect-1	Speed	Sect-2	Speed	Sect-3	Speed	TopSpeed	laptime	pit	lap	Sect-1	Speed	Sect-2	Speed	Sect-3	Speed	Topspeed	laptime	pit
1	35.548	92.8	45.542	85.2	30.529	83.3		1:51.619		5	33.563	93.5	44.216	84.6	29.338	83.5		1:47.117	
2	33.418	97.8	43.623	85.2	30.417	79.9		1:47.458		6	31.940	97.8	44.097	85.4	29.307	82.3		1:45.344	
3	32.540	98.3	43.837	77.9	30.441	84.1		1:46.818		7	34.878	92.9	46.345	78.0	30.660	82.3		1:51.883	
4	32.243	96.7	43.097	86.6	29.858	83.1		1:45.198		8	31.765	98.4	42.344	85.8	29.503	83.5		1:43.612	

12 Neil Brown (7D) — Lotus Eclat

lap	Sect-1	Speed	Sect-2	Speed	Sect-3	Speed	TopSpeed	laptime	pit	lap	Sect-1	Speed	Sect-2	Speed	Sect-3	Speed	Topspeed	laptime	pit
1	35.430	94.9	46.767	83.4	30.110	79.1		1:52.307		5	33.940	94.9	46.808	84.3	30.850	78.3		1:51.598	
2	34.780	95.3	46.006	83.9	30.510	80.0		1:51.296		6	33.823	97.1	44.300	85.4	30.173	79.5		1:48.296	
3	34.848	95.2	46.506	82.1	30.265	80.0		1:51.619		7	33.565	98.7	45.030	83.8	30.900	79.4		1:49.495	
4	33.965	96.6	45.020	83.2	29.803	79.6		1:48.788		8									

14 David Boland (HRC) — Ginetta G4

lap	Sect-1	Speed	Sect-2	Speed	Sect-3	Speed	TopSpeed	laptime	pit	lap	Sect-1	Speed	Sect-2	Speed	Sect-3	Speed	Topspeed	laptime	pit
1	32.176	101.4	43.689	90.4	29.196	89.1		1:45.061		5	31.473	105.5	43.165	92.3	28.182	88.7		1:42.820	
2	33.940	109.1	43.114	91.4	27.971	89.0		1:45.025		6	31.193	110.2	42.731	105.5	29.670	86.5		1:43.594	
3	31.696	104.4	42.376	90.9	28.829	88.8		1:42.901		7	34.648	87.8	45.135	88.4	28.488	87.8		1:48.271	
4	31.554	102.8	42.175	91.8	28.049	88.3		1:41.778		8	32.217	101.5	41.426	92.2	29.293	75.1		1:42.936	

15 Michael Eagles (HRA) — De Tomaso Mangusta

lap	Sect-1	Speed	Sect-2	Speed	Sect-3	Speed	TopSpeed	laptime	pit	lap	Sect-1	Speed	Sect-2	Speed	Sect-3	Speed	Topspeed	laptime	pit
1	35.556	102.6	46.672	92.2	28.945	91.4		1:51.173		5	33.438	105.8	45.299	91.7	29.292	93.1		1:48.029	
2	33.292	106.2	44.865	92.8	28.815	94.9		1:46.972		6	35.686	89.2	46.413	92.3	29.847	93.5		1:51.946	
3	33.107	105.7	45.127	92.3	44.470	88.4		2:02.704		7	33.394	109.3	45.943	91.7	29.983	94.4		1:49.320	
4	33.871	104.9	45.887	90.9	29.492	92.7		1:49.250		8									

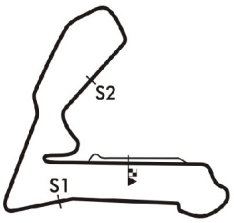

Session Start: 09:00:01 - Finish: 09:15:03
Weather/Track Conditions: Sun/Dry
Circuit: Croft
Track Length: 3.380 Km - 2.1002 miles

"Croft Nostalgia Weekend" Historic Race Meeting - 6 - 7 Aug 2016

HSCC 70s Road Sports & HSCC Historic Road Sports

Qualifying for Race 1 - Sector Analysis

17 James Dean (7C) — Lotus Europa

lap	Sect-1	Speed	Sect-2	Speed	Sect-3	Speed	TopSpeed	laptime	pit	lap	Sect-1	Speed	Sect-2	Speed	Sect-3	Speed	Topspeed	laptime	pit
1	32.035	104.0	41.623	92.7	29.073	91.9		1:42.731		5	32.125	102.1	41.415	93.1	28.720	91.6		1:42.260	
2	30.197	107.2	40.849	92.3	27.351	90.9		1:38.397		6	31.536	106.5	42.155	92.3	27.722	90.1		1:41.413	
3	30.142	104.9	40.745	92.8	27.721	90.2		1:38.608		7	34.693	96.3	41.715	91.7	27.998	90.6		1:44.406	
4	30.051	106.4	42.136	90.1	28.752	91.1		1:40.939		8	34.156	72.1	47.428	73.7	30.385	72.5		1:51.969	

18 Martin Dyson (7D) — Triumph GT6 Mk3

lap	Sect-1	Speed	Sect-2	Speed	Sect-3	Speed	TopSpeed	laptime	pit	lap	Sect-1	Speed	Sect-2	Speed	Sect-3	Speed	Topspeed	laptime	pit
1	36.133	82.7	47.274	77.7	31.336	74.5		1:54.743		5	34.464	91.8	44.474	82.8	33.325	70.5		1:52.263	
2	34.549	92.8	45.972	79.3	30.397	75.6		1:50.918		6	34.930	92.2	46.511	79.3	31.156	75.1		1:52.597	
3	33.926	94.0	45.374	81.0	30.585	76.0		1:49.885		7	35.120	88.0	46.100	74.1	30.996	74.9		1:52.216	
4	34.327	92.3	44.342	81.2	30.570	75.7		1:49.239		8									

19 William Leverett (7B) — Porsche 911SC

lap	Sect-1	Speed	Sect-2	Speed	Sect-3	Speed	TopSpeed	laptime	pit	lap	Sect-1	Speed	Sect-2	Speed	Sect-3	Speed	Topspeed	laptime	pit
1	32.578	105.2	44.187	89.8	29.965	90.1		1:46.730		5	31.491	106.0	45.293	88.5	31.437	89.6		1:48.221	
2	32.026	107.0	43.518	89.6	29.699	89.1		1:45.243		6	31.003	107.5	42.472	91.2	29.355	86.8		1:42.830	
3	31.950	106.4	49.284	67.4	31.583	77.6		1:52.817		7	34.252	104.0	45.391	90.0	29.741	89.4		1:49.384	
4	34.162	99.9	44.135	89.2	30.548	89.4		1:48.845		8	31.756	107.2	42.214	91.9	41.265	65.5		1:55.235	

20 Mark Leverett (7C) — Lotus Elan

lap	Sect-1	Speed	Sect-2	Speed	Sect-3	Speed	TopSpeed	laptime	pit	lap	Sect-1	Speed	Sect-2	Speed	Sect-3	Speed	Topspeed	laptime	pit
1	34.175	90.0	46.643	85.9	31.169	87.4		1:51.987		5	31.240	107.7	44.864	87.8	29.472	87.6		1:45.576	
2	32.507	103.4	42.325	89.8	29.339	88.9		1:44.171		6	31.847	103.9	41.811	90.4	29.538	87.6		1:43.196	
3	31.660	105.5	43.377	90.6	29.671	88.1		1:44.708		7	33.344	103.6	46.814	88.2	29.993	89.1		1:50.151	
4	31.959	104.7	43.148	89.8	29.045	90.3		1:44.152		8	32.033	105.2	43.155	90.8	31.185	83.7		1:46.373	

21 Peter Chappell (HRE) — Austin Healey Sprite Mk1

lap	Sect-1	Speed	Sect-2	Speed	Sect-3	Speed	TopSpeed	laptime	pit	lap	Sect-1	Speed	Sect-2	Speed	Sect-3	Speed	Topspeed	laptime	pit
1	41.133	76.6	51.029	73.3	33.178	73.8		2:05.340		4	37.846	81.6	50.242	73.4	32.418	75.6		2:00.506	
2	41.318	77.1	49.362	74.5	32.843	74.7		2:03.523		5	36.994	81.8	49.864	74.2	32.157	73.8		1:59.015	
3	38.277	81.5	49.270	75.0	32.964	75.3		2:00.511		6	40.601	79.0	52.638	70.9	34.796	65.1		2:08.035	

22 Tony Davis (HRE) — Austin Healey Sprite Mk1

lap	Sect-1	Speed	Sect-2	Speed	Sect-3	Speed	TopSpeed	laptime	pit	lap	Sect-1	Speed	Sect-2	Speed	Sect-3	Speed	Topspeed	laptime	pit
1	35.782	84.6	48.689	77.5	32.650	70.6		1:57.121		5	35.348	82.3	46.645	78.6	32.366	69.7		1:54.359	
2	39.903	76.7	47.053	78.4	32.524	71.6		1:59.480		6	36.395	83.0	46.991	79.4	31.586	70.1		1:54.972	
3	38.416	77.3	48.337	70.3	31.637	70.1		1:58.390		7	37.052	82.2	47.428	78.6	31.529	67.7		1:56.009	
4	35.242	81.3	47.417	70.3	32.784	69.5		1:55.443		8									

25 Jim Grant (HRC) — Lotus Elan

lap	Sect-1	Speed	Sect-2	Speed	Sect-3	Speed	TopSpeed	laptime	pit	lap	Sect-1	Speed	Sect-2	Speed	Sect-3	Speed	Topspeed	laptime	pit
1	36.577	85.9	46.588	81.6	29.597	81.5		1:52.762		5	32.704	102.1	43.049	87.0	30.916	83.5		1:46.669	
2	34.311	99.4	43.283	86.1	30.330	84.4		1:47.924		6	32.843	98.4	43.351	87.0	29.530	84.4		1:45.724	
3	31.585	102.5	42.796	86.4	29.609	82.7		1:43.990		7	33.418	100.9	42.931	87.6	29.004	83.7		1:45.353	
4	32.326	103.1	43.515	84.4	29.781	83.4		1:45.622		8	32.164	99.3	45.227	87.3	32.569	63.2		1:49.960	

27 Chris Fisher (7F) — MG Arkley

lap	Sect-1	Speed	Sect-2	Speed	Sect-3	Speed	TopSpeed	laptime	pit	lap	Sect-1	Speed	Sect-2	Speed	Sect-3	Speed	Topspeed	laptime	pit
1	35.812	86.3	45.320	79.4	30.185	75.7		1:51.317		4	36.313	84.3	50.254	78.2	29.818	75.5		1:56.385	
2	33.804	88.2	45.421	78.5				1:47.834		5	34.612	84.6	55.858	56.6				2:08.506	
3	Out	85.7	45.184	79.6	29.799	75.6		4:49.850	P	6									

28 Chris Baines (7D) — Porsche 924

lap	Sect-1	Speed	Sect-2	Speed	Sect-3	Speed	TopSpeed	laptime	pit	lap	Sect-1	Speed	Sect-2	Speed	Sect-3	Speed	Topspeed	laptime	pit
1	37.768	86.4	52.611	65.9	32.756	72.2		2:03.135		5	34.285	91.7	44.806	84.8	30.394	75.4		1:49.485	
2	36.267	87.4	47.459	78.5	31.360	74.2		1:55.086		6	37.128	85.3	49.728	82.8	31.028	74.5		1:57.884	
3	35.763	89.5	48.959	83.3	31.921	74.2		1:56.643		7	33.825	93.5	44.240	84.4				2:11.459	
4	35.685	89.1	45.457	82.3	30.498	74.8		1:51.640		8									

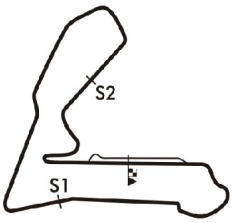

Session Start: 09:00:01 - Finish: 09:15:03
Weather/Track Conditions: Sun/Dry
Circuit: Croft
Track Length: 3.380 Km - 2.1002 miles

MST

Full results available at www.mstworld.com. Email: timing@mstworld.com

Printed : 06-08-2016 - 09:24

"Croft Nostalgia Weekend" Historic Race Meeting - 6 - 7 Aug 2016

HSCC 70s Road Sports & HSCC Historic Road Sports

Qualifying for Race 1 - Sector Analysis

30 John Williams (7B) — Porsche 911SC

lap	Sect-1	Speed	Sect-2	Speed	Sect-3	Speed	TopSpeed	laptime	pit	lap	Sect-1	Speed	Sect-2	Speed	Sect-3	Speed	Topspeed	laptime	pit
1	31.777	105.8	43.019	89.7	29.393	84.8		1:44.189		5	31.216	104.2	42.063	90.0	29.230	85.4		1:42.509	
2	37.274	105.2	44.534	88.9	31.621	86.6		1:53.429		6	35.580	81.8	51.539	75.6	31.101	87.3		1:58.220	
3	31.777	107.4	45.796	83.7	30.338	86.1		1:47.911		7	31.300	104.0	42.547	89.1	30.573	85.3		1:44.420	
4	34.192	101.8	44.071	88.5	29.766	86.4		1:48.029		8									

33 Matthew Nichols (7B) — TVR 3000M

lap	Sect-1	Speed	Sect-2	Speed	Sect-3	Speed	TopSpeed	laptime	pit	lap	Sect-1	Speed	Sect-2	Speed	Sect-3	Speed	Topspeed	laptime	pit
1	34.781	97.7	46.977	86.6	30.859	83.5		1:52.617		5	32.622	101.5	45.725	87.8	30.854	83.1		1:49.201	
2	34.294	97.8	45.660	86.6	31.220	84.1		1:51.174		6	32.604	97.8	45.471	87.0	30.217	83.7		1:48.292	
3	33.424	99.4	47.386	86.9	30.319	83.7		1:51.129		7	32.791	100.5	45.502	85.8	31.140	84.4		1:49.433	
4	32.675	101.4	45.161	86.0	30.946	83.7		1:48.782		8									

34 Karl Wetherell (HRG) — Triumph TR4

lap	Sect-1	Speed	Sect-2	Speed	Sect-3	Speed	TopSpeed	laptime	pit	lap	Sect-1	Speed	Sect-2	Speed	Sect-3	Speed	Topspeed	laptime	pit
1	32.462	94.5	43.292	82.8	30.802	81.1		1:46.556		3	31.289	94.7	43.150	79.5				1:43.403	
2	36.496	91.8	43.214	85.6	29.562	80.6		1:49.272		4									

35 Robert Gate (7A) — Jaguar E-type

lap	Sect-1	Speed	Sect-2	Speed	Sect-3	Speed	TopSpeed	laptime	pit	lap	Sect-1	Speed	Sect-2	Speed	Sect-3	Speed	Topspeed	laptime	pit
1	34.257	97.0	47.383	85.5	31.775	88.3		1:53.415		5	31.781	115.7	42.810	93.2	29.347	88.4		1:43.938	
2	35.790	100.0	45.704	88.9	30.433	85.6		1:51.927		6	33.965	100.8	45.777	90.6	29.779	85.3		1:49.521	
3				87.8	29.602	85.6		1:49.597		7	33.629	104.4	44.658	88.3	28.846	86.1		1:47.133	
4	33.887	103.9	43.436	89.5	29.393	86.9		1:46.716		8									

48 Ian Kilpatrick (7C) — Lotus Elan Sprint

lap	Sect-1	Speed	Sect-2	Speed	Sect-3	Speed	TopSpeed	laptime	pit	lap	Sect-1	Speed	Sect-2	Speed	Sect-3	Speed	Topspeed	laptime	pit
1	36.507		48.188	84.6	33.502	66.3		1:58.197		5	33.824		47.815	82.8	31.527	75.7		1:53.166	
2	38.989	83.0	52.238	73.2	33.680	68.3		2:04.907		6	36.057	91.4	48.776	78.6	33.157	76.4		1:57.990	
3	35.103		47.473	81.5	31.375	76.2		1:53.951		7	33.571	96.8	47.100	83.1	32.930	69.2		1:53.601	
4	36.148	92.1	46.451	82.3	31.510	76.3		1:54.109		8									

50 Stephen Cooper (INV) — Cooper Sports

lap	Sect-1	Speed	Sect-2	Speed	Sect-3	Speed	TopSpeed	laptime	pit	lap	Sect-1	Speed	Sect-2	Speed	Sect-3	Speed	Topspeed	laptime	pit
1	37.354	82.7	49.039	74.6	32.661	72.5		1:59.054		4	37.471	84.8	50.739	73.4	32.677	72.4		2:00.887	
2	36.859	83.6	49.928	73.6	33.238	72.5		2:00.025		5	36.052	83.6	48.931	70.1	34.132	72.1		1:59.115	
3	37.574	83.6	49.680	73.9	33.732	71.6		2:00.986		6	36.779	83.5	49.601	74.6	34.859	69.0		2:01.239	

51 Julian Barter (7C) — Lotus Elan S4

lap	Sect-1	Speed	Sect-2	Speed	Sect-3	Speed	TopSpeed	laptime	pit	lap	Sect-1	Speed	Sect-2	Speed	Sect-3	Speed	Topspeed	laptime	pit
1	33.152	101.5	45.652	88.2	30.150	81.9		1:48.954		5	34.261	100.0	43.000	87.5	28.455	88.2		1:45.716	
2	31.272	105.2	42.542	92.4	28.550	88.0		1:42.364		6	30.650	105.8	41.040	92.3	28.473	86.3		1:40.163	
3	30.340	106.7	41.102	92.7	28.418	88.0		1:39.860		7	31.903	104.9	43.609	89.8	29.038	86.3		1:44.550	
4	31.103	107.0	42.796	91.9	29.217	88.9		1:43.116		8	31.251	104.7	41.493	91.1	28.100	87.4		1:40.844	

55 Stephen Bellerby (7B) — TVR 3000M

lap	Sect-1	Speed	Sect-2	Speed	Sect-3	Speed	TopSpeed	laptime	pit	lap	Sect-1	Speed	Sect-2	Speed	Sect-3	Speed	Topspeed	laptime	pit
1	39.022	79.2	50.930	75.7	32.084	87.0		2:02.036		5	35.502	86.9	48.071	78.0	31.213	83.6		1:54.786	
2	37.607	82.1	50.199	83.6	32.689	84.4		2:00.495		6	35.743	85.8	49.562	83.7	30.293	85.1		1:55.598	
3	37.690	77.6	51.169	84.0	30.847	74.0		1:59.706		7	35.520	92.2	49.019	83.6	30.922	84.0		1:55.461	
4	36.561	97.8	49.409	81.5	29.959	83.8		1:55.929		8									

56 Sarah Hutchison (7D) — Lancia Beta

lap	Sect-1	Speed	Sect-2	Speed	Sect-3	Speed	TopSpeed	laptime	pit	lap	Sect-1	Speed	Sect-2	Speed	Sect-3	Speed	Topspeed	laptime	pit
1	37.932	84.7	49.083	79.7	32.061	77.2		1:59.076		5	36.098	92.2	46.418	80.5	31.145	77.4		1:53.661	
2	38.923	82.4	47.646	79.9	31.205	76.5		1:57.774		6	37.370	90.0	46.923	79.7	32.077	76.0		1:56.370	
3	36.523	89.4	48.527	77.2	31.199	78.0		1:56.249		7	36.186	85.7	50.270	71.5	35.156	69.3		2:01.612	
4	35.760	91.6	46.997	80.9	31.211	77.4		1:53.968		8									

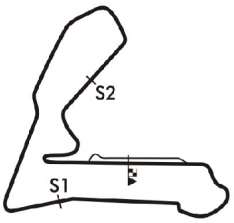

Session Start: 09:00:01 - Finish: 09:15:03
Weather/Track Conditions: Sun/Dry
Circuit: Croft
Track Length: 3.380 Km - 2.1002 miles

"Croft Nostalgia Weekend" Historic Race Meeting - 6 - 7 Aug 2016

HSCC 70s Road Sports & HSCC Historic Road Sports

Qualifying for Race 1 - Sector Analysis

57 Mark Oldfield (7D) — Lancia Monte Beta Monte Carlo

lap	Sect-1	Speed	Sect-2	Speed	Sect-3	Speed	TopSpeed	laptime	pit	lap	Sect-1	Speed	Sect-2	Speed	Sect-3	Speed	Topspeed	laptime	pit
1	34.792	93.1	48.858	79.5	30.691	78.0		1:54.341		4	33.888	94.3	45.657	81.3	30.732	78.5		1:50.277	
2	33.839	93.6	46.076	79.9	30.844	78.0		1:50.759		5	37.167	75.0	54.059	69.8				2:04.352	
3	33.596	94.4	46.262	80.1	30.577	78.0		1:50.435		6									

65 Stephen Cooke (7C) — Lotus 7 S4

lap	Sect-1	Speed	Sect-2	Speed	Sect-3	Speed	TopSpeed	laptime	pit	lap	Sect-1	Speed	Sect-2	Speed	Sect-3	Speed	Topspeed	laptime	pit
1	34.058	98.5	45.793	87.0	29.618	88.8		1:49.469		4	31.763	100.8	43.932	89.0	28.625	88.8		1:44.320	
2	33.441	99.3	44.571	89.4	29.440	88.9		1:47.452		5	35.225	91.8	47.740	72.4				1:56.531	
3	33.171	94.5	46.408	80.6	29.363	89.6		1:48.942		6									

67 Tim Hayes (7I) — Alfa Romeo Alfa Sud Sprint

lap	Sect-1	Speed	Sect-2	Speed	Sect-3	Speed	TopSpeed	laptime	pit	lap	Sect-1	Speed	Sect-2	Speed	Sect-3	Speed	Topspeed	laptime	pit
1	36.091	94.5	48.637	82.7	30.369	80.0		1:55.097		5	33.838	95.1	45.376	82.5	30.902	79.9		1:50.116	
2	34.086	95.6	46.293	82.6	30.329	79.4		1:50.708		6	34.635	93.9	45.672	83.0	30.476	79.3		1:50.783	
3	33.891	92.6	46.510	82.8	30.175	80.4		1:50.576		7	35.572	92.7	46.278	83.0	32.237	75.8		1:54.087	
4	34.007	94.5	45.912	82.1	30.214	79.6		1:50.133		8									

68 Jon Wagstaff (7D) — Alfa Romeo GTV

lap	Sect-1	Speed	Sect-2	Speed	Sect-3	Speed	TopSpeed	laptime	pit	lap	Sect-1	Speed	Sect-2	Speed	Sect-3	Speed	Topspeed	laptime	pit
1	35.281	89.2	48.711	82.2	32.086	78.0		1:56.078		5	33.890	93.9	44.751	82.6	29.807	78.5		1:48.448	
2	34.400	93.7	45.890	82.7	31.706	78.7		1:51.996		6	34.184	93.5	43.762	84.7	29.907	79.8		1:47.853	
3	34.064	93.3	45.303	82.6	31.160	78.2		1:50.527		7	33.564	94.8	44.788	81.0	30.078	79.7		1:48.430	
4	33.948	93.5	44.719	83.5	29.767	80.3		1:48.434		8									

71 Dick Coffey (HRE) — Turner Mk1

lap	Sect-1	Speed	Sect-2	Speed	Sect-3	Speed	TopSpeed	laptime	pit	lap	Sect-1	Speed	Sect-2	Speed	Sect-3	Speed	Topspeed	laptime	pit
1	35.849	92.1						1:52.466		5								1:47.317	
2								1:47.055		6								1:47.787	
3								1:49.008		7								1:49.122	
4								1:47.655		8									

77 David Tomkinson (7F) — Triumph Spitfire

lap	Sect-1	Speed	Sect-2	Speed	Sect-3	Speed	TopSpeed	laptime	pit	lap	Sect-1	Speed	Sect-2	Speed	Sect-3	Speed	Topspeed	laptime	pit
1	38.238	85.1	48.229	79.5	31.901	75.5		1:58.368		5	34.470	90.8	47.422	78.9	31.369	75.9		1:53.261	
2	35.470	92.1	48.343	79.9	31.703	72.5		1:55.516		6	34.896	90.0	46.258	80.4	30.897	76.0		1:52.051	
3	35.309	90.2	49.519	80.8	31.653	75.8		1:56.481		7	34.679	89.6	46.193	80.1	32.612	76.1		1:53.484	
4	34.651	90.9	46.905	80.4	31.379	76.0		1:52.935		8									

92 Brian Jarvis (7D) — Porsche 924

lap	Sect-1	Speed	Sect-2	Speed	Sect-3	Speed	TopSpeed	laptime	pit	lap	Sect-1	Speed	Sect-2	Speed	Sect-3	Speed	Topspeed	laptime	pit
1	37.174	92.8	49.740	79.0	31.960	79.6		1:58.874		4	34.835	95.7	47.310	80.4	30.742	80.3		1:52.887	
2	36.907	77.9	57.750	58.0	40.518	58.8		2:15.175		5	34.565	96.3	44.966	86.6	31.037	80.2		1:50.568	
3	40.642	94.3	46.626	80.6	32.104	80.6		1:59.372		6									

99 Stephen Chapman (HRG) — Sunbeam Harrington

lap	Sect-1	Speed	Sect-2	Speed	Sect-3	Speed	TopSpeed	laptime	pit	lap	Sect-1	Speed	Sect-2	Speed	Sect-3	Speed	Topspeed	laptime	pit
1	38.736	85.3	48.838	79.4	33.376	73.7		2:00.950		4	37.515	85.4	50.883	73.8	32.016	73.4		2:00.414	
2	40.546	85.2	2:23.658	75.7	34.364	69.2		3:38.568		5	39.050	83.3	49.694	73.7	33.031	73.2		2:01.775	
3	38.736	84.5	49.517	76.9	31.671	73.6		1:59.924		6	37.966	86.8	49.959	77.2	31.998	74.5		1:59.923	

155 Nick Savage (HRA) — Chevrolet Camaro

lap	Sect-1	Speed	Sect-2	Speed	Sect-3	Speed	TopSpeed	laptime	pit	lap	Sect-1	Speed	Sect-2	Speed	Sect-3	Speed	Topspeed	laptime	pit
1	35.395	102.5	47.509	87.2	30.983	86.7		1:53.887		5	34.585	104.4	45.723	90.9	29.818	86.3		1:50.126	
2	36.465	99.7	45.928	88.8	29.800	86.4		1:52.193		6	35.101	105.0	45.531	88.9	30.537	86.3		1:51.169	
3	34.043	104.0	46.848	81.4	30.475	87.5		1:51.366		7	33.253	105.4	45.367	91.2	30.332	85.8		1:48.952	
4	34.305	103.7	45.731	90.1	30.427	86.1		1:50.463		8									

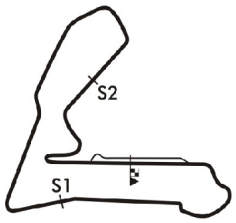

Session Start: 09:00:01 - Finish: 09:15:03
Weather/Track Conditions: Sun/Dry
Circuit: Croft
Track Length: 3.380 Km - 2.1002 miles

"Croft Nostalgia Weekend" Historic Race Meeting - 6 - 7 Aug 2016

HSCC 70s Road Sports & HSCC Historic Road Sports

Qualifying for Race 1 - Best Sector Times

			Sector 1			Sector 2			Sector 3					
POS	NO	DRIVER/S	TIME	LAP	POS	TIME	LAP	POS	TIME	LAP	POS	IDEAL LAP	BEST LAP	On
1	8	John Davison	29.656	2	1	40.243	2	1	27.850	1	4	1:37.749	**1:38.135**	**2**
2	17	James Dean	30.051	4	4	40.745	3	3	27.351	2	1	1:38.147	**1:38.397**	**2**
3	5	Peter Shaw	29.970	2	3	40.578	2	2	27.617	1	2	1:38.165	**1:39.326**	**8**
4	51	Julian Barter	30.340	3	5	41.040	6	4	28.100	8	6	1:39.480	**1:39.860**	**3**
5	1	Kevin Kivlochan	29.922	6	2	41.485	8	6	27.786	4	3	1:39.193	**1:40.243**	**8**
6	14	David Boland	31.193	6	7	41.426	8	5	27.971	2	5	1:40.590	**1:41.778**	**4**
7	30	John Williams	31.216	5	8	42.063	5	8	29.230	5	13	1:42.509	**1:42.509**	**5**
8	19	William Leverett	31.003	6	6	42.214	8	10	29.355	6	15	1:42.572	**1:42.830**	**6**
9	20	Mark Leverett	31.240	5	9	41.811	6	7	29.045	4	12	1:42.096	**1:43.196**	**6**
10	7	Simon Haughton	31.727	8	12	42.209	7	9	28.415	6	7	1:42.351	**1:43.400**	**8**
11	11	Howard Payne	31.765	8	14	42.344	8	11	29.307	6	14	1:43.416	**1:43.612**	**8**
12	35	Robert Gate	31.781	5	15	42.810	5	13	28.846	7	10	1:43.437	**1:43.938**	**5**
13	25	Jim Grant	31.585	3	11	42.796	3	12	29.004	7	11	1:43.385	**1:43.990**	**3**
14	65	Stephen Cooke	31.763	4	13	43.932	4	16	28.625	4	8	1:44.320	**1:44.320**	**4**
15	34	Karl Wetherell	31.289	3	10	43.150	3	14	29.562	2	16	1:44.001	**1:46.556**	**1**
16	15	Michael Eagles	33.107	3	17	44.865	2	20	28.815	2	9	1:46.787	**1:46.972**	**2**
17	71	Dick Coffey	35.849	1	32				32.535	0	35		**1:47.055**	**2**
18	68	Jon Wagstaff	33.564	7	19	43.762	6	15	29.767	4	17	1:47.093	**1:47.853**	**6**
19	33	Matthew Nichols	32.604	6	16	45.161	4	22	30.217	6	23	1:47.982	**1:48.292**	**6**
20	12	Neil Brown	33.565	7	20	44.300	6	18	29.803	4	20	1:47.668	**1:48.296**	**6**
21	155	Nick Savage	33.253	7	18	45.367	7	24	29.800	2	19	1:48.420	**1:48.952**	**7**
22	18	Martin Dyson	33.926	3	26	44.342	4	19	30.397	2	25	1:48.665	**1:49.239**	**4**
23	28	Chris Baines	33.825	7	24	44.240	7	17	30.394	5	24	1:48.459	**1:49.485**	**5**
24	67	Tim Hayes	33.838	5	25	45.376	5	25	30.175	3	22	1:49.389	**1:50.116**	**5**
25	57	Mark Oldfield	33.596	3	22	45.657	4	26	30.577	3	26	1:49.830	**1:50.277**	**4**
26	92	Brian Jarvis	34.565	5	28	44.966	5	21	30.742	4	27	1:50.273	**1:50.568**	**5**
27	27	Chris Fisher	33.804	2	23	45.184	3	23	29.799	3	18	1:48.787	**1:51.317**	**1**
28	77	David Tomkinson	34.470	5	27	46.193	7	27	30.897	6	28	1:51.560	**1:52.051**	**6**
29	48	Ian Kilpatrick	33.571	7	21	46.451	4	29	31.375	3	30	1:51.397	**1:53.166**	**5**
30	56	Sarah Hutchison	35.760	4	31	46.418	5	28	31.145	5	29	1:53.323	**1:53.661**	**5**
31	22	Tony Davis	35.242	4	29	46.645	5	30	31.529	7	31	1:53.416	**1:54.359**	**5**
32	55	Stephen Bellerby	35.502	5	30	48.071	5	31	29.959	4	21	1:53.532	**1:54.786**	**5**
33	6	Mike Foley	36.564	6	34	49.460	6	35	31.540	5	32	1:57.564	**1:58.662**	**5**
34	21	Peter Chappell	36.994	5	35	49.270	3	34	32.157	5	34	1:58.421	**1:59.015**	**5**
35	50	Stephen Cooper	36.052	5	33	48.931	5	33	32.661	1	36	1:57.644	**1:59.054**	**1**
36	99	Stephen Chapman	37.515	4	36	48.838	1	32	31.671	3	33	1:58.024	**1:59.923**	**6**

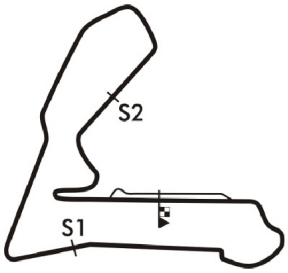

Session Start: 09:00:01 - Finish: 09:15:03
Weather/Track Conditions: Sun/Dry
Circuit: Croft
Track Length: 3.380 Km - 2.1002 miles

"Croft Nostalgia Weekend" Historic Race Meeting - 6 - 7 Aug 2016

HSCC 70s Road Sports & HSCC Historic Road Sports

Qualifying for Race 1 - Best Sector Speeds

	NO	SECTOR 1	MPH	NO	SECTOR 2	MPH	NO	SECTOR 3	MPH
1	1	Kevin Kivlochan	112.0	1	Kevin Kivlochan	96.0	15	Michael Eagles	94.9
2	5	Peter Shaw	110.2	5	Peter Shaw	93.9	1	Kevin Kivlochan	93.6
3	14	David Boland	110.2	8	John Davison	93.2	5	Peter Shaw	92.3
4	15	Michael Eagles	109.3	35	Robert Gate	93.2	17	James Dean	91.9
5	8	John Davison	108.8	17	James Dean	93.1	8	John Davison	90.6
6	20	Mark Leverett	107.7	15	Michael Eagles	92.8	20	Mark Leverett	90.3
7	19	William Leverett	107.5	51	Julian Barter	92.7	19	William Leverett	90.1
8	30	John Williams	107.4	14	David Boland	92.3	65	Stephen Cooke	89.6
9	17	James Dean	107.2	19	William Leverett	91.9	14	David Boland	89.1
10	51	Julian Barter	107.0	155	Nick Savage	91.2	51	Julian Barter	88.9
11	155	Nick Savage	105.4	20	Mark Leverett	90.8	35	Robert Gate	88.5
12	35	Robert Gate	104.4	7	Simon Haughton	90.1	7	Simon Haughton	87.8
13	25	Jim Grant	103.1	30	John Williams	90.0	155	Nick Savage	87.5
14	33	Matthew Nichols	101.5	65	Stephen Cooke	89.4	30	John Williams	87.3
15	65	Stephen Cooke	100.8	33	Matthew Nichols	87.8	55	Stephen Bellerby	87.0
16	7	Simon Haughton	99.6	25	Jim Grant	87.6	25	Jim Grant	84.4
17	12	Neil Brown	98.7	11	Howard Payne	86.6	33	Matthew Nichols	84.4
18	11	Howard Payne	98.4	92	Brian Jarvis	86.6	11	Howard Payne	84.1
19	55	Stephen Bellerby	97.8	34	Karl Wetherell	85.6	34	Karl Wetherell	81.1
20	48	Ian Kilpatrick	96.8	12	Neil Brown	85.4	92	Brian Jarvis	80.6
21	92	Brian Jarvis	96.3	28	Chris Baines	84.8	71	Dick Coffey	80.5
22	67	Tim Hayes	95.6	68	Jon Wagstaff	84.7	67	Tim Hayes	80.4
23	68	Jon Wagstaff	94.8	48	Ian Kilpatrick	84.6	68	Jon Wagstaff	80.3
24	34	Karl Wetherell	94.7	55	Stephen Bellerby	84.0	12	Neil Brown	80.0
25	57	Mark Oldfield	94.4	67	Tim Hayes	83.0	57	Mark Oldfield	78.5
26	18	Martin Dyson	94.0	18	Martin Dyson	82.8	56	Sarah Hutchison	78.0
27	28	Chris Baines	93.5	71	Dick Coffey	81.5	48	Ian Kilpatrick	77.7
28	56	Sarah Hutchison	92.2	57	Mark Oldfield	81.3	77	David Tomkinson	76.1
29	71	Dick Coffey	92.1	56	Sarah Hutchison	80.9	18	Martin Dyson	76.0
30	77	David Tomkinson	92.1	77	David Tomkinson	80.8	27	Chris Fisher	75.7
31	27	Chris Fisher	88.2	27	Chris Fisher	79.6	21	Peter Chappell	75.6
32	99	Stephen Chapman	86.8	22	Tony Davis	79.4	28	Chris Baines	75.4
33	6	Mike Foley	85.4	99	Stephen Chapman	79.4	99	Stephen Chapman	74.5
34	50	Stephen Cooper	84.8	6	Mike Foley	76.2	6	Mike Foley	73.9
35	22	Tony Davis	84.6	21	Peter Chappell	75.0	50	Stephen Cooper	72.5
36	21	Peter Chappell	81.8	50	Stephen Cooper	74.6	22	Tony Davis	71.6
37	53	Adrian Gilbert	0.0	53	Adrian Gilbert	0.0	53	Adrian Gilbert	0.0

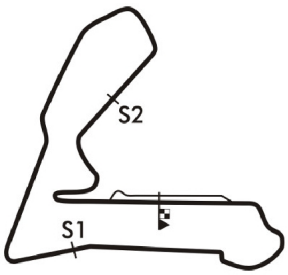

Session Start: 09:00:01 - Finish: 09:15:03
Weather/Track Conditions: Sun/Dry
Circuit: Croft
Track Length: 3.380 Km - 2.1002 miles

"Croft Nostalgia Weekend" Historic Race Meeting - 6 - 7 Aug 2016

HSCC 70s Road Sports & HSCC Historic Road Sports

Race 1 - Starting Grid - Amended

Sheet No:

Start Time : 12:10 - Heat Duration : 20 Minutes

ROW							
16	31	50	Stephen Cooper	32	99	Stephen Chapman
15	29	6	Mike Foley	30	21	Peter Chappell
14	27	22	Tony Davis	28	55	Stephen Bellerby
13	25	77	David Tomkinson	26	56	Sarah Hutchison
12	23	92	Brian Jarvis	24	27	Chris Fisher
11	21	67	Tim Hayes	22	57	Mark Oldfield
10	19	18	Martin Dyson	20	28	Chris Baines
9	17	12	Neil Brown	18	155	Nick Savage
8	15	68	Jon Wagstaff	16	33	Matthew Nichols
7	13	15	Michael Eagles	14	71	Dick Coffey
6	11	25	Jim Grant	12	65	Stephen Cooke
5	9	11	Howard Payne	10	35	Robert Gate
4	7	20	Mark Leverett	8	7	Simon Haughton
3	5	30	John Williams	6	19	William Leverett
2	3	1	Kevin Kivlochan	4	14	David Boland
1	1	17	James Dean	2	51	Julian Barter

Pole Right

Cars 5, 8, 34 & 48 withdrawn.

Circuit: Croft

Track Length: 3.380 Km - 2.1002 miles

These results are provisional until the conclusion of any judicial and technical matters.

Clerk of the Course:	Timekeeper:	Issued at:
Julian Floyd	Nick Palmer	

MST

Printed : 06-08-2016 - 11:11

Full results available at www.mstworld.com. Email: timing@mstworld.com

"Croft Nostalgia Weekend" Historic Race Meeting - 6 - 7 Aug 2016

HSCC Historic Formula 3 Supported by the Cubicle Centre & HSCC Classic Racing

Qualifying for Race 2 - Classification

Sheet No:

POS	NO	DRIVER/S	CLASS	CLASS POS	CAR MAKE / MODEL	TIME	ON	LAPS	GAP	DIFF	MPH
1	31	Robert Wainwright	CRC	1	Crossle 18F	1:24.309	6	10			89.68
2	12	Andy Jarvis	CRG	1	Palliser WDB2	1:28.932	10	10	4.623	4.623	85.02
3	57	David Wild	CRC	2	March 712	1:29.390	6	9	5.081	0.458	84.58
4	69	Jon Waggitt	CRC	3	Lotus 69	1:30.184	1	1	5.875	0.794	83.84
5	18	Brian Cullen	CRC	4	Crossle 19F	1:31.239	5	9	6.930	1.055	82.87
6	81	Julian Stokes	CRC	5	Tecno F2	1:31.301	7	9	6.992	0.062	82.81
7	91	Jonathon Hughes	3B	1	Merlyn Mk14A	1:31.366	9	9	7.057	0.065	82.75
8	49	Thomas Smith	CRH	1	Hesketh F3	1:31.698	7	7	7.389	0.332	82.45
9	22	Simon Armer	3B	2	March 703	1:32.619	7	9	8.310	0.921	81.63
10	65	Peter Thompson	3B	3	Brabham BT21	1:32.744	3	8	8.435	0.125	81.52
11	82	Marcus Mussa	3B	4	Tecno F3	1:33.781	8	9	9.472	1.037	80.62
12	15	Mark Goodyear	CRG	2	Lotus 59	1:33.923	8	9	9.614	0.142	80.50
13	10	Paul Waine	3B	5	De Sanctis F3 69	1:34.072	6	8	9.763	0.149	80.37
14	5	Jim Blockley	3B	6	Chevron B17	1:34.442	3	7	10.133	0.370	80.06
15	1	Leif Bosson	3B	7	Brabham BT28	1:34.827	4	7	10.518	0.385	79.73
16	26	Steve Seaman	3B	8	Brabham BT21	1:36.761	7	8	12.452	1.934	78.14
17	16	Mark Linstone	3B	9	Brabham BT21	1:37.429	3	8	13.120	0.668	77.60
18	71	Chris Holland	3B	10	Brabham BT21	1:37.865	4	9	13.556	0.436	77.26
19	14	Phil Nelson	CRF	1	Hawke DL2B	1:37.905	4	9	13.596	0.040	77.23
20	2	Barry Sewell	3B	11	Lotus 41	1:38.245	7	8	13.936	0.340	76.96
21	41	Peter Hamilton	CRF	2	Alexis Mk15	1:38.551	2	8	14.242	0.306	76.72
22	62	Geoffrey O'nion	3B	12	Tecno F3	1:39.659	8	8	15.350	1.108	75.87
23	53	Mark Goldsmith	CRC	6	Elfin 622	1:40.220	5	8	15.911	0.561	75.44
24	96	Keith Messer	3B	13	Vesey Ford	1:41.316	8	8	17.007	1.096	74.63
25	51	Rob Thorpe	3B	14	March 703	1:42.868	6	7	18.559	1.552	73.50
26	24	Andrew Thorpe	CRG	3	Brabham BT35	1:46.906	4	8	22.597	4.038	70.72
27	27	Peter Williams	3B	15	Brabham BT15	2:05.272	4	6	40.963	18.366	60.36

Cars 49 & 69 require working transponders - Regulation Q.12.2.1 refers.
A 30 second penalty will be applied if not working in the race.

Session Start: 09:22:40 - Finish: 09:37:43
Weather/Track Conditions: Sun/Dry
Circuit: Croft
Track Length: 3.380 Km - 2.1002 miles

These results are provisional until the conclusion of any judicial and technical matters.

Clerk of the Course:	Timekeeper:	Issued at:
Julian Floyd	Nick Palmer	

MST

Printed : 06-08-2016 - 09:40

Full results available at www.mstworld.com. Email: timing@mstworld.com

"Croft Nostalgia Weekend" Historic Race Meeting - 6 - 7 Aug 2016

HSCC Historic Formula 3 Supported by the Cubicle Centre & HSCC Classic Racing Cars

Qualifying for Race 2 - Sector Analysis

1 Leif Bosson (3B) — Brabham BT28

lap	Sect-1	Speed	Sect-2	Speed	Sect-3	Speed	TopSpeed	laptime	pit
1	34.887	84.1	46.537	79.8	29.782	77.4		1:51.206	
2	33.523	92.1	44.287	82.7				1:44.664	
3	Out	104.7	39.174	95.1	26.200	90.7		4:31.317	P
4	29.607	107.2	39.272	95.1	25.948	91.4		1:34.827	
5	30.150	106.9	39.287	95.1	26.146	91.6		1:35.583	
6	30.220	106.9	39.189	94.8	26.146	91.9		1:35.555	
7	30.334	107.4	39.408	95.5	26.233	90.4		1:35.975	
8									

2 Barry Sewell (3B) — Lotus 41

lap	Sect-1	Speed	Sect-2	Speed	Sect-3	Speed	TopSpeed	laptime	pit
1	32.938	98.1	42.240	92.6	28.486	85.7		1:43.664	
2	32.678	100.0	42.062	93.9	27.660	87.0		1:42.400	
3	31.012	101.8	41.592	94.9	27.251	88.1		1:39.855	
4	30.625	103.6	41.067	91.4	27.402	89.8		1:39.094	
5	35.348	73.8	42.875	94.4	27.241	87.8		1:45.464	
6	30.373	102.8	40.702	95.1	27.477	90.4		1:38.552	
7	30.379	103.2	40.766	95.5	27.100	89.0		1:38.245	
8	30.416	102.9	40.839	97.4	27.085	89.1		1:38.340	

5 Jim Blockley (3B) — Chevron B17

lap	Sect-1	Speed	Sect-2	Speed	Sect-3	Speed	TopSpeed	laptime	pit
1	30.087	103.4	39.245	95.6	26.901	88.8		1:36.233	
2	29.245	105.2	39.573	96.4	26.479	89.5		1:35.297	
3	29.522	102.3	38.557	96.7	26.363	88.2		1:34.442	
4	29.229	105.4	38.759	96.8	26.907	88.3		1:34.895	
5	29.215	104.9	38.523	89.2				1:35.663	
6	Out	103.1	40.828	95.2	26.901	71.7		3:45.629	P
7	30.336	102.3	39.315	86.7				1:38.392	
8									

10 Paul Waine (3B) — De Sanctis F3 69

lap	Sect-1	Speed	Sect-2	Speed	Sect-3	Speed	TopSpeed	laptime	pit
1	34.662	97.7	41.012	90.3	28.041	84.8		1:43.715	
2	31.447	102.5	41.421	93.1	27.189	87.4		1:40.057	
3	29.711	103.9	40.265	92.3	26.704	89.4		1:36.680	
4	29.531	104.0	39.640	91.1	26.362	89.1		1:35.533	
5	29.381	104.7	39.064	94.7	26.588	88.9		1:35.033	
6	28.804	105.8	39.002	94.3	26.266	90.4		1:34.072	
7	29.177	104.9	38.916	95.5	27.002	88.1		1:35.095	
8	29.053	103.7	38.865	95.7	26.361	89.1		1:34.279	

12 Andy Jarvis (CRG) — Palliser WDB2

lap	Sect-1	Speed	Sect-2	Speed	Sect-3	Speed	TopSpeed	laptime	pit
1	29.059	113.7	38.345	102.8	26.464	96.3		1:33.868	
2	27.793	112.8	40.241	84.0	26.159	99.7		1:34.193	
3	27.431	114.1	37.276	103.9	25.449	98.0		1:30.156	
4	27.124	116.5	36.286	104.4	25.705	98.0		1:29.115	
5	27.442	115.9	37.647	102.8	25.220	97.7		1:30.309	
6	28.432	115.3	38.173	102.0	25.601	96.7		1:32.206	
7	28.077	112.4	36.689	106.2	26.065	97.7		1:30.831	
8	27.298	116.3	36.740	104.4	25.108	99.4		1:29.146	
9	28.522	116.1	36.187	106.0	25.982	98.1		1:30.691	
10	26.973	118.1	36.272	103.4	25.687	98.1		1:28.932	

14 Phil Nelson (CRF) — Hawke DL2B

lap	Sect-1	Speed	Sect-2	Speed	Sect-3	Speed	TopSpeed	laptime	pit
1	33.270	95.1	42.555	88.7	27.928	74.2		1:43.753	
2	31.837	98.5	41.949	91.6	26.380	85.5		1:40.166	
3	30.813	100.2	44.907	87.0	27.906	86.5		1:43.626	
4	30.723	99.6	40.530	89.4	26.652	86.1		1:37.905	
5	30.907	99.0	41.598	90.9	26.578	86.6		1:39.083	
6	31.336	98.3	40.663	91.2	26.784	85.6		1:38.783	
7	31.105	99.1	40.984	91.9	27.125	85.6		1:39.214	
8	34.624	96.1	41.495	90.7	26.867	86.6		1:42.986	
9	41.616	63.3	49.610	80.9				2:03.491	
10									

15 Mark Goodyear (CRG) — Lotus 59

lap	Sect-1	Speed	Sect-2	Speed	Sect-3	Speed	TopSpeed	laptime	pit
1	32.304	112.6	41.624	98.1	26.680	92.7		1:40.608	
2	29.795	108.9	39.277	98.8	27.479	82.7		1:36.551	
3	31.273	105.7	40.940	100.5	26.241	98.7		1:38.454	
4	29.997	103.2	40.873	100.6	26.511	96.7		1:37.381	
5	29.400	113.9	38.824	100.9	26.037	88.3		1:34.261	
6	29.822	112.8	38.383	101.7	26.209	98.7		1:34.414	
7	28.889	114.7	39.455	101.7	25.634	98.7		1:33.978	
8	29.505	110.6	38.754	99.1	25.664	98.8		1:33.923	
9	30.976	110.7	39.184	100.2	26.232	96.7		1:36.392	
10									

16 Mark Linstone (3B) — Brabham BT21

lap	Sect-1	Speed	Sect-2	Speed	Sect-3	Speed	TopSpeed	laptime	pit
1	31.337	103.9	40.457	93.1	27.107	88.1		1:38.901	
2	30.470	101.8	40.750	96.3	26.966	88.7		1:38.186	
3	30.527	103.7	40.235	92.7	26.667	89.7		1:37.429	
4	30.195	98.8	40.585	93.2	26.787	90.8		1:37.567	
5	31.207	106.9	39.913	93.5	26.876	88.7		1:37.996	
6	30.582	103.1	40.255	94.5	27.097	87.5		1:37.934	
7	31.214	101.5	40.728	94.4				1:37.285	
8	Out	93.7	42.290	90.1	27.351	85.9		3:00.016	P

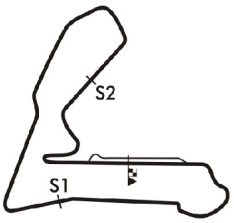

Session Start: 09:22:40 - Finish: 09:37:43
Weather/Track Conditions: Sun/Dry
Circuit: Croft
Track Length: 3.380 Km - 2.1002 miles

MST
Full results available at www.mstworld.com. Email: timing@mstworld.com

Printed : 06-08-2016 - 09:45

"Croft Nostalgia Weekend" Historic Race Meeting - 6 - 7 Aug 2016

HSCC Historic Formula 3 Supported by the Cubicle Centre & HSCC Classic Racing Cars

Qualifying for Race 2 - Sector Analysis

18 Brian Cullen (CRC) — Crossle 19F

lap	Sect-1	Speed	Sect-2	Speed	Sect-3	Speed	TopSpeed	laptime	pit	lap	Sect-1	Speed	Sect-2	Speed	Sect-3	Speed	Topspeed	laptime	pit
1	31.066	116.7	41.242	96.8	27.875	99.9		1:40.183		6	28.376	114.5	37.897	100.9	25.256	98.8		1:31.529	
2	28.754	114.3	38.648	101.7	26.698	95.6		1:34.100		7	28.614	115.1	37.162	101.1	25.550	102.0		1:31.326	
3	28.890	116.3	39.198	101.7	25.517	98.7		1:33.605		8	28.717	114.9	37.944	102.0	24.625	98.3		1:31.286	
4	28.968	119.0	38.584	101.7	25.919	98.7		1:33.471		9	31.444	100.9	38.303	102.5	25.122	100.2		1:34.869	
5	28.442	116.7	37.631	102.1	25.166	99.6		1:31.239		10									

22 Simon Armer (3B) — March 703

lap	Sect-1	Speed	Sect-2	Speed	Sect-3	Speed	TopSpeed	laptime	pit	lap	Sect-1	Speed	Sect-2	Speed	Sect-3	Speed	Topspeed	laptime	pit
1	31.823	102.5	38.302	98.4	27.626	89.1		1:37.751		6	31.102	97.5	37.707	95.5	26.389	90.3		1:35.198	
2	29.245	103.9	38.516	98.5	26.481	88.2		1:34.242		7	28.680	105.7	37.687	97.3	26.252	90.1		1:32.619	
3	29.017	104.2	37.743	98.7	26.597	89.2		1:33.357		8	28.598	104.5	38.255	88.2	26.376	90.4		1:33.229	
4	28.740	106.4	37.804	98.4	26.268	89.7		1:32.812		9	28.457	106.2	38.601	98.1	26.715	89.8		1:33.773	
5	28.748	104.4	39.770	89.6	26.718	89.6		1:35.236		10									

24 Andrew Thorpe (CRG) — Brabham BT35

lap	Sect-1	Speed	Sect-2	Speed	Sect-3	Speed	TopSpeed	laptime	pit	lap	Sect-1	Speed	Sect-2	Speed	Sect-3	Speed	Topspeed	laptime	pit
1	34.823	92.7	45.138	86.9	31.011	84.8		1:50.972		5	34.320	95.9	43.205	86.7	30.833	83.5		1:48.358	
2	34.187	95.2	43.974	92.1	28.839	84.5		1:47.000		6	35.240	96.1	43.526	89.8	30.439	83.1		1:49.205	
3	33.872	94.3	44.015	69.8	30.686	84.1		1:48.573		7	33.007	97.1	44.045	86.8	32.346	84.4		1:49.398	
4	34.135	95.6	43.464	86.8	29.307	79.9		1:46.906		8	36.738	96.6	44.759	87.3	28.789	85.6		1:50.286	

26 Steve Seaman (3B) — Brabham BT21

lap	Sect-1	Speed	Sect-2	Speed	Sect-3	Speed	TopSpeed	laptime	pit	lap	Sect-1	Speed	Sect-2	Speed	Sect-3	Speed	Topspeed	laptime	pit
1	32.406	97.3	42.508	82.0	29.780	81.7		1:44.694		5	30.821	102.8	40.869	82.6	28.055	84.8		1:39.745	
2	33.338	96.7	42.396	86.9	27.904	86.4		1:43.638		6	30.015	103.9	39.283	90.4	27.953	86.9		1:37.251	
3	30.794	102.5	39.995	91.4	27.602	85.9		1:38.391		7	30.132	102.1	39.346	92.9	27.283	87.8		1:36.761	
4	32.158	101.7	39.742	91.1	27.694	77.2		1:39.594		8	30.487	102.0	39.567	92.2	27.392	87.4		1:37.446	

27 Peter Williams (3B) — Brabham BT15

lap	Sect-1	Speed	Sect-2	Speed	Sect-3	Speed	TopSpeed	laptime	pit	lap	Sect-1	Speed	Sect-2	Speed	Sect-3	Speed	Topspeed	laptime	pit
1	43.022	72.6	55.662	69.5	32.782	75.6		2:11.466		4	39.680	85.5	54.244	75.0	31.348	76.7		2:05.272	
2	40.950	81.2	57.397	72.8	32.305	74.4		2:10.652		5	41.823	81.7	56.572	73.7	32.076	76.7		2:10.471	
3	42.082	82.5	54.441	76.3	31.315	76.3		2:07.838		6	44.394	85.2	52.506	74.8	32.138	73.7		2:09.038	

31 Robert Wainwright (CRC) — Crossle 18F

lap	Sect-1	Speed	Sect-2	Speed	Sect-3	Speed	TopSpeed	laptime	pit	lap	Sect-1	Speed	Sect-2	Speed	Sect-3	Speed	Topspeed	laptime	pit
1	26.691	119.4	35.861	108.1	23.692	102.1		1:26.244		6	25.818	119.8	34.680	108.1	23.811	102.8		1:24.309	
2	27.513	116.9	34.883	106.7	23.894	101.5		1:26.290		7	26.181	121.1	34.288	107.4	24.422	102.8		1:24.891	
3	25.887	120.7	34.693	107.9	23.747	102.8		1:24.327		8	26.915	118.4	34.748	107.0	24.036	102.8		1:25.699	
4	25.741	120.9	35.044	107.4	23.965	100.5		1:24.750		9	27.442	117.5	34.660	107.4	24.467	102.0		1:26.569	
5	27.568	103.4	39.704	80.2	25.758	103.1		1:33.030		10	25.822	120.3	36.765	102.6	25.110	80.0		1:27.697	

41 Peter Hamilton (CRF) — Alexis Mk15

lap	Sect-1	Speed	Sect-2	Speed	Sect-3	Speed	TopSpeed	laptime	pit	lap	Sect-1	Speed	Sect-2	Speed	Sect-3	Speed	Topspeed	laptime	pit
1	31.087	100.2	41.582	93.2	27.433	87.2		1:40.102		5	30.744	102.8	40.297	94.0	35.951	88.1		1:46.992	
2	30.920	100.6	40.643	93.2	26.988	86.5		1:38.551		6	30.518	101.7	41.105	90.4	27.725	84.8		1:39.348	
3	31.355	99.4	40.847	93.3	27.023	86.9		1:39.225		7	30.681	102.6	40.592	91.6	27.293	87.4		1:38.566	
4	30.044	102.5	42.600	90.9	27.052	86.5		1:39.696		8	31.239	96.6	41.063	90.9	27.407	87.2		1:39.709	

49 Thomas Smith (CRH) — Hesketh F3

lap	Sect-1	Speed	Sect-2	Speed	Sect-3	Speed	TopSpeed	laptime	pit	lap	Sect-1	Speed	Sect-2	Speed	Sect-3	Speed	Topspeed	laptime	pit
1								3:16.366		5								1:49.386	
2								1:35.795		6								3:08.217	
3								1:32.922		7								1:31.698	
4								1:41.392		8									

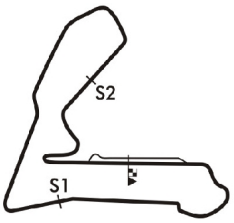

Session Start: 09:22:40 - Finish: 09:37:43
Weather/Track Conditions: Sun/Dry
Circuit: Croft
Track Length: 3.380 Km - 2.1002 miles

"Croft Nostalgia Weekend" Historic Race Meeting - 6 - 7 Aug 2016

HSCC Historic Formula 3 Supported by the Cubicle Centre & HSCC Classic Racing Cars

Qualifying for Race 2 - Sector Analysis

51 Rob Thorpe (3B) — March 703

lap	Sect-1	Speed	Sect-2	Speed	Sect-3	Speed	TopSpeed	laptime	pit
1	32.418	100.2	43.393	91.2	30.220	79.3		1:46.031	
2	32.737	99.6	43.733	90.6	30.162	87.5		1:46.632	
3	31.964	96.7	44.737	92.6	27.918	88.0		1:44.619	
4	31.961	101.8	45.442	84.4	34.762	64.2		1:52.165	
5	37.704	92.6	47.412	86.3	28.340	88.3		1:53.456	
6	32.143	100.6	43.103	92.6	27.622	88.7		1:42.868	
7	31.821	101.1	50.288	52.1				2:00.238	
8									

53 Mark Goldsmith (CRC) — Elfin 622

lap	Sect-1	Speed	Sect-2	Speed	Sect-3	Speed	TopSpeed	laptime	pit
1	31.977	101.4	42.028	86.7	28.956	89.0		1:42.961	
2	31.102	106.5	41.598	93.2	27.624	89.1		1:40.324	
3	31.194	104.5	42.279	91.8	27.881	89.7		1:41.354	
4	31.303	106.0	42.511	89.7	27.274	89.6		1:41.088	
5	30.904	105.7	41.922	91.7	27.394	85.9		1:40.220	
6	33.463	98.1	42.323	92.4	28.625	80.3		1:44.411	
7	31.701	100.9	45.126	82.5	29.802	67.6		1:46.629	
8	34.196	86.1	48.375	76.5	29.162	86.1		1:51.733	

57 David Wild (CRC) — March 712

lap	Sect-1	Speed	Sect-2	Speed	Sect-3	Speed	TopSpeed	laptime	pit
1	28.778	114.7	39.185	100.2	27.048	100.3		1:35.011	
2	28.143	116.5	38.681	99.4	27.027	99.1		1:33.851	
3	28.482	114.3	40.287	104.7	25.032	99.7		1:33.801	
4	28.324	115.3	38.617	105.5	26.758	99.3		1:33.699	
5	29.686	116.9	38.079	99.1	25.994	101.4		1:33.759	
6	27.553	117.9	36.817	104.0	25.020	104.0		1:29.390	
7	28.893	116.7	36.143	106.0	25.851	94.8		1:30.887	
8	28.613	114.5	37.378	100.8	25.115	100.2		1:31.106	
9	30.251	111.8	37.648	100.6	25.308	100.9		1:33.207	
10									

62 Geoffrey O'nion (3B) — Tecno F3

lap	Sect-1	Speed	Sect-2	Speed	Sect-3	Speed	TopSpeed	laptime	pit
1	31.962	99.0	43.765	87.0	29.731	85.6		1:45.458	
2	31.843	99.3	42.719	89.6	29.115	84.9		1:43.677	
3	31.562	116.7	42.015	92.2	28.396	85.6		1:41.973	
4	32.847	101.1	41.350	90.4	28.163	88.1		1:42.360	
5	30.957	101.2	41.230	90.7	28.053	87.2		1:40.240	
6	31.373	101.4	41.612	89.5	28.142	87.3		1:41.127	
7	31.118	100.3	44.591	88.9	28.918	86.6		1:44.627	
8	31.042	100.2	41.135	91.6	27.482	88.2		1:39.659	

65 Peter Thompson (3B) — Brabham BT21

lap	Sect-1	Speed	Sect-2	Speed	Sect-3	Speed	TopSpeed	laptime	pit
1	29.608	106.7	38.020	96.7	26.459	89.1		1:34.087	
2	29.053	107.0	37.990	97.4	26.229	90.1		1:33.272	
3	28.542	109.3	38.030	97.0	26.172	90.8		1:32.744	
4	28.795	108.1	38.198	96.3	26.356	90.6		1:33.349	
5	28.719	109.7	38.029	95.1	26.244	90.1		1:32.992	
6	28.626	108.1	37.948	95.9	26.386	89.7		1:32.960	
7	28.560	109.7	38.542	95.9	26.698	89.8		1:33.800	
8	28.576	108.6	38.114	96.3	26.137	89.7		1:32.827	

69 Jon Waggitt (CRC) — Lotus 69

lap	Sect-1	Speed	Sect-2	Speed	Sect-3	Speed	TopSpeed	laptime	pit
1								1:30.184	
2									

71 Chris Holland (3B) — Brabham BT21

lap	Sect-1	Speed	Sect-2	Speed	Sect-3	Speed	TopSpeed	laptime	pit
1	32.172	99.3	41.319	94.5	26.739	87.7		1:40.230	
2	31.474	100.0	40.650	95.7	27.251	86.9		1:39.375	
3	30.492	101.4	40.797	96.7	26.835	86.9		1:38.124	
4	30.494	102.6	40.441	95.7	26.930	86.3		1:37.865	
5	31.304	102.6	41.233	98.0	27.422	84.6		1:39.959	
6	30.220	104.5	40.240	96.8	27.611	88.2		1:38.071	
7	30.098	104.9	40.686	96.4	27.923	88.1		1:38.707	
8	31.008	101.7	40.724	79.0	27.749	86.9		1:39.481	
9	31.921	99.4	40.624	96.0	27.156	87.2		1:39.701	
10									

81 Julian Stokes (CRC) — Tecno F2

lap	Sect-1	Speed	Sect-2	Speed	Sect-3	Speed	TopSpeed	laptime	pit
1	30.810	115.9	41.532	98.0	25.948	100.8		1:38.290	
2	29.694	115.7	39.524	99.9	26.467	103.1		1:35.685	
3	29.296	117.7	41.960	97.5	25.165	104.0		1:36.421	
4	28.743	119.0	38.449	99.9	25.245	104.4		1:32.437	
5	30.159	108.6	40.045	101.8	25.682	103.9		1:35.886	
6	27.977	121.4	38.178	100.8	25.537	104.2		1:31.692	
7	27.898	119.2	38.144	101.1	25.259	103.2		1:31.301	
8	28.582	117.7	38.445	101.1	24.973	101.5		1:32.000	
9	30.605	116.5	37.654	102.5	24.905	104.0		1:33.164	
10									

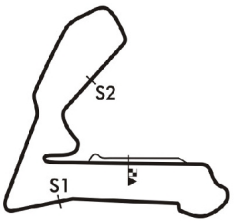

Session Start: 09:22:40 - Finish: 09:37:43
Weather/Track Conditions: Sun/Dry
Circuit: Croft
Track Length: 3.380 Km - 2.1002 miles

"Croft Nostalgia Weekend" Historic Race Meeting - 6 - 7 Aug 2016

HSCC Historic Formula 3 Supported by the Cubicle Centre & HSCC Classic Racing Cars

Qualifying for Race 2 - Sector Analysis

82 Marcus Mussa (3B) — Tecno F3

lap	Sect-1	Speed	Sect-2	Speed	Sect-3	Speed	TopSpeed	laptime	pit	lap	Sect-1	Speed	Sect-2	Speed	Sect-3	Speed	Topspeed	laptime	pit
1	30.475	102.0	38.985	95.2	27.052	87.8		1:36.512		6	29.498	104.5	39.112	95.6	26.521	88.9		1:35.131	
2	29.940	103.1	40.281	89.2	26.617	87.7		1:36.838		7	29.472	104.7	38.626	92.2	27.148	89.7		1:35.246	
3	29.698	103.6	38.880	94.4	26.828	87.8		1:35.406		8	28.954	106.5	38.304	96.4	26.523	87.6		1:33.781	
4	29.548	103.4	38.561	94.8	26.851	88.3		1:34.960		9	29.554	103.7	41.139	91.6	28.155	75.4		1:38.848	
5	29.375	105.7	38.448	95.1	26.963	88.8		1:34.786		10									

91 Jonathon Hughes (3B) — Merlyn Mk14A

lap	Sect-1	Speed	Sect-2	Speed	Sect-3	Speed	TopSpeed	laptime	pit	lap	Sect-1	Speed	Sect-2	Speed	Sect-3	Speed	Topspeed	laptime	pit
1	30.220	104.9	39.441	89.1	26.337	87.4		1:35.998		6	29.290	105.5	38.112	95.6	25.502	90.6		1:32.904	
2	29.096	104.4	37.985	96.3	25.858	89.8		1:32.939		7	28.335	105.7	37.922	97.1	25.928	89.6		1:32.185	
3	29.520	104.9	38.326	94.7	25.802	87.8		1:33.648		8	28.288	106.4	37.456	97.1	25.626	87.6		1:31.370	
4	28.789	104.2	37.729	95.3	25.666	89.6		1:32.184		9	28.527	107.0	37.424	96.1	25.415	89.7		1:31.366	
5	28.417	105.4	38.240	95.9	25.684	88.8		1:32.341		10									

96 Keith Messer (3B) — Vesey Ford

lap	Sect-1	Speed	Sect-2	Speed	Sect-3	Speed	TopSpeed	laptime	pit	lap	Sect-1	Speed	Sect-2	Speed	Sect-3	Speed	Topspeed	laptime	pit
1	37.417	74.2	47.454	73.5	30.705	68.5		1:55.576		5	33.885	93.7	42.849	88.1	29.563	77.9		1:46.297	
2	36.189	82.4	45.118	78.7	30.313	71.9		1:51.620		6	33.822	98.3	41.850	89.6	28.156	84.5		1:43.828	
3	35.108	87.5	43.797	80.5	30.758	73.4		1:49.663		7	34.337	95.9	42.900	80.0	28.018	85.4		1:45.255	
4	34.275	87.2	44.945	80.9	29.127	76.2		1:48.347		8	33.297	97.1	40.422	93.5	27.597	85.6		1:41.316	

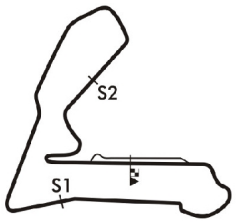

Session Start: 09:22:40 - Finish: 09:37:43
Weather/Track Conditions: Sun/Dry
Circuit: Croft
Track Length: 3.380 Km - 2.1002 miles

"Croft Nostalgia Weekend" Historic Race Meeting - 6 - 7 Aug 2016

HSCC Historic Formula 3 Supported by the Cubicle Centre & HSCC Classic Racing Cars

Qualifying for Race 2 - Best Sector Times

			Sector 1			Sector 2			Sector 3					
POS	NO	DRIVER/S	TIME	LAP	POS	TIME	LAP	POS	TIME	LAP	POS	IDEAL LAP	BEST LAP	On
1	31	Robert Wainwright	25.741	4	1	34.288	7	1	23.692	1	1	1:23.721	**1:24.309**	**6**
2	12	Andy Jarvis	26.973	10	2	36.187	9	3	25.108	8	5	1:28.268	**1:28.932**	**10**
3	57	David Wild	27.553	6	3	36.143	7	2	25.020	6	4	1:28.716	**1:29.390**	**6**
4	69	Jon Waggitt											**1:30.184**	**1**
5	18	Brian Cullen	28.376	6	6	37.162	7	4	24.625	8	2	1:30.163	**1:31.239**	**5**
6	81	Julian Stokes	27.898	7	4	37.654	9	6	24.905	9	3	1:30.457	**1:31.301**	**7**
7	91	Jonathon Hughes	28.288	8	5	37.424	9	5	25.415	9	6	1:31.127	**1:31.366**	**9**
8	49	Thomas Smith											**1:31.698**	**7**
9	22	Simon Armer	28.457	9	7	37.687	7	7	26.252	7	10	1:32.396	**1:32.619**	**7**
10	65	Peter Thompson	28.542	3	8	37.948	6	8	26.137	8	9	1:32.627	**1:32.744**	**3**
11	82	Marcus Mussa	28.954	8	11	38.304	8	9	26.521	6	14	1:33.779	**1:33.781**	**8**
12	15	Mark Goodyear	28.889	7	10	38.383	6	10	25.634	7	7	1:32.906	**1:33.923**	**8**
13	10	Paul Waine	28.804	6	9	38.865	8	12	26.266	6	11	1:33.935	**1:34.072**	**6**
14	5	Jim Blockley	29.215	5	12	38.523	5	11	26.363	3	12	1:34.101	**1:34.442**	**3**
15	1	Leif Bosson	29.607	4	13	39.174	3	13	25.948	4	8	1:34.729	**1:34.827**	**4**
16	26	Steve Seaman	30.015	6	14	39.283	6	14	27.283	7	20	1:36.581	**1:36.761**	**7**
17	16	Mark Linstone	30.195	4	17	39.913	5	15	26.667	3	15	1:36.775	**1:37.429**	**3**
18	71	Chris Holland	30.098	7	16	40.240	6	16	26.739	1	16	1:37.077	**1:37.865**	**4**
19	14	Phil Nelson	30.723	4	19	40.530	4	19	26.380	2	13	1:37.633	**1:37.905**	**4**
20	2	Barry Sewell	30.373	6	18	40.702	6	20	27.085	8	18	1:38.160	**1:38.245**	**7**
21	41	Peter Hamilton	30.044	4	15	40.297	5	17	26.988	2	17	1:37.329	**1:38.551**	**2**
22	62	Geoffrey O'nion	30.957	5	21	41.135	8	21	27.482	8	21	1:39.574	**1:39.659**	**8**
23	53	Mark Goldsmith	30.904	5	20	41.598	2	22	27.274	4	19	1:39.776	**1:40.220**	**5**
24	96	Keith Messer	33.297	8	24	40.422	8	18	27.597	8	22	1:41.316	**1:41.316**	**8**
25	51	Rob Thorpe	31.821	7	22	43.103	6	23	27.622	6	23	1:42.546	**1:42.868**	**6**
26	24	Andrew Thorpe	33.007	7	23	43.205	5	24	28.789	8	24	1:45.001	**1:46.906**	**4**
27	27	Peter Williams	39.680	4	25	52.506	6	25	31.315	3	25	2:03.501	**2:05.272**	**4**

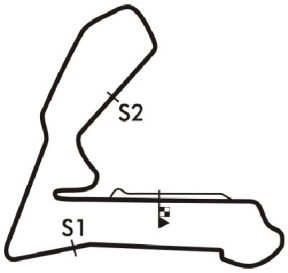

Session Start: 09:22:40 - Finish: 09:37:43
Weather/Track Conditions: Sun/Dry
Circuit: Croft
Track Length: 3.380 Km - 2.1002 miles

"Croft Nostalgia Weekend" Historic Race Meeting - 6 - 7 Aug 2016

HSCC Historic Formula 3 Supported by the Cubicle Centre & HSCC Classic Racing

Qualifying for Race 2 - Best Sector Speeds

	NO	SECTOR 1	MPH	NO	SECTOR 2	MPH	NO	SECTOR 3	MPH
1	81	Julian Stokes	121.4	31	Robert Wainwright	108.1	81	Julian Stokes	104.4
2	31	Robert Wainwright	121.1	12	Andy Jarvis	106.2	57	David Wild	104.0
3	18	Brian Cullen	119.0	57	David Wild	106.0	31	Robert Wainwright	103.1
4	12	Andy Jarvis	118.1	18	Brian Cullen	102.5	18	Brian Cullen	102.0
5	57	David Wild	117.9	81	Julian Stokes	102.5	12	Andy Jarvis	99.7
6	62	Geoffrey O'nion	116.7	15	Mark Goodyear	101.7	15	Mark Goodyear	98.8
7	15	Mark Goodyear	114.7	22	Simon Armer	98.7	1	Leif Bosson	91.9
8	65	Peter Thompson	109.7	71	Chris Holland	98.0	65	Peter Thompson	91.9
9	1	Leif Bosson	107.4	2	Barry Sewell	97.4	16	Mark Linstone	90.8
10	91	Jonathon Hughes	107.0	65	Peter Thompson	97.4	91	Jonathon Hughes	90.6
11	16	Mark Linstone	106.9	91	Jonathon Hughes	97.1	2	Barry Sewell	90.4
12	53	Mark Goldsmith	106.5	5	Jim Blockley	96.8	10	Paul Waine	90.4
13	82	Marcus Mussa	106.5	82	Marcus Mussa	96.4	22	Simon Armer	90.4
14	22	Simon Armer	106.4	16	Mark Linstone	96.3	53	Mark Goldsmith	89.7
15	10	Paul Waine	105.8	10	Paul Waine	95.7	82	Marcus Mussa	89.7
16	5	Jim Blockley	105.4	1	Leif Bosson	95.5	5	Jim Blockley	89.5
17	71	Chris Holland	104.9	41	Peter Hamilton	94.0	51	Rob Thorpe	88.7
18	26	Steve Seaman	103.9	96	Keith Messer	93.5	62	Geoffrey O'nion	88.2
19	2	Barry Sewell	103.6	53	Mark Goldsmith	93.2	71	Chris Holland	88.2
20	41	Peter Hamilton	102.8	26	Steve Seaman	92.9	41	Peter Hamilton	88.1
21	51	Rob Thorpe	101.8	51	Rob Thorpe	92.6	26	Steve Seaman	87.8
22	14	Phil Nelson	100.2	62	Geoffrey O'nion	92.2	14	Phil Nelson	86.6
23	96	Keith Messer	98.3	24	Andrew Thorpe	92.1	24	Andrew Thorpe	86.4
24	24	Andrew Thorpe	97.1	14	Phil Nelson	91.9	96	Keith Messer	85.6
25	27	Peter Williams	85.5	27	Peter Williams	76.3	27	Peter Williams	76.7
26	49	Thomas Smith	0.0	49	Thomas Smith	0.0	49	Thomas Smith	0.0
27	69	Jon Waggitt	0.0	69	Jon Waggitt	0.0	69	Jon Waggitt	0.0

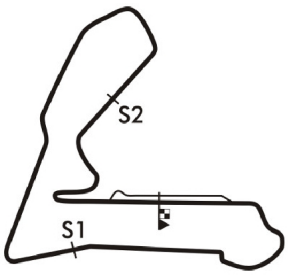

Session Start: 09:22:40 - Finish: 09:37:43
Weather/Track Conditions: Sun/Dry
Circuit: Croft
Track Length: 3.380 Km - 2.1002 miles

"Croft Nostalgia Weekend" Historic Race Meeting - 6 - 7 Aug 2016

HSCC Historic Formula 3 Supported by the Cubicle Centre & HSCC Classic Racing

Race 2 - Starting Grid

Sheet No:

Start Time : 13:30 - Heat Duration : 20 Minutes

ROW						
14	27	27	Peter Williams			
13	25	51	Rob Thorpe	26	24	Andrew Thorpe
12	23	53	Mark Goldsmith	24	96	Keith Messer
11	21	41	Peter Hamilton	22	62	Geoffrey O'nion
10	19	14	Phil Nelson	20	2	Barry Sewell
9	17	16	Mark Linstone	18	71	Chris Holland
8	15	1	Leif Bosson	16	26	Steve Seaman
7	13	10	Paul Waine	14	5	Jim Blockley
6	11	82	Marcus Mussa	12	15	Mark Goodyear
5	9	22	Simon Armer	10	65	Peter Thompson
4	7	91	Jonathon Hughes	8	49	Thomas Smith
3	5	18	Brian Cullen	6	81	Julian Stokes
2	3	57	David Wild	4	69	Jon Waggitt
1	1	31	Robert Wainwright	2	12	Andy Jarvis

Pole Right

Circuit: Croft

Track Length: 3.380 Km - 2.1002 miles

These results are provisional until the conclusion of any judicial and technical matters.

Clerk of the Course:	Timekeeper:	Issued at:
Julian Floyd	Nick Palmer	

MST

Printed : 06-08-2016 - 09:43

Full results available at www.mstworld.com. Email: timing@mstworld.com

"Croft Nostalgia Weekend" Historic Race Meeting - 6 - 7 Aug 2016

HSCC/HRSR 'ByBox' Historic Touring Cars

Qualifying for Race 3 - Classification

Sheet No:

POS	NO	DRIVER/S	CLASS	CLASS POS	CAR MAKE / MODEL	TIME	ON	LAPS	GAP	DIFF	MPH
1	79	Mark Jones	K2	1	Ford Lotus Cortina	1:40.933	5	6			74.91
2	6	Warren Briggs	K1	1	Ford Mustang	1:42.118	4	8	1.185	1.185	74.04
3	67	James Clarke	C	1	Ford Lotus Cortina	1:42.398	3	8	1.465	0.280	73.84
4	69	Bob Bullen	C	2	Ford Anglia 105E	1:42.910	7	8	1.977	0.512	73.47
5	40	John Davison	K2	2	Ford Lotus Cortina	1:43.109	4	5	2.176	0.199	73.33
6	54	Neil Wood	C	3	Ford Anglia 105E	1:44.231	4	8	3.298	1.122	72.54
7	49	Peter Hore	C	4	Ford Lotus Cortina	1:44.495	8	8	3.562	0.264	72.36
8	92	Colin Gunton	E	1	Hillman Imp	1:45.126	2	8	4.193	0.631	71.92
9	177	Adam Gittings	C	5	Ford Anglia 105E	1:45.208	6	8	4.275	0.082	71.87
10	94	Steve Platts	E	2	Singer Chamois	1:45.285	6	8	4.352	0.077	71.81
11	25	Barry Sime	K3	1	Morris Mini Cooper S	1:45.322	1	7	4.389	0.037	71.79
12	84	Steve Jones	K3	2	Morris Mini Cooper S	1:46.040	3	4	5.107	0.718	71.30
13	85	Roger Godfrey	D	1	Austin Mini Cooper S	1:46.168	5	8	5.235	0.128	71.22
14	64	Peter Crewes	K3	3	Austin Mini Cooper S	1:48.410	2	4	7.477	2.242	69.74
15	95	Shaun Hazlewood	E	3	Hillman Imp	1:48.650	7	8	7.717	0.240	69.59
16	47	Nigel Cox	K2	3	Ford Lotus Cortina	1:49.584	2	7	8.651	0.934	69.00
17	99	Ian Gunton	E	4	Hillman Imp	1:50.373	1	3	9.440	0.789	68.50
18	81	Edmund Glaister	I	1	Ford Anglia 100E	1:53.784	6	7	12.851	3.411	66.45
19	11	Thomas Clynes	K3	4	Saab 96						

Session Start: 09:46:50 - Finish: 10:02:10
Weather/Track Conditions: Sun/Dry
Circuit: Croft
Track Length: 3.380 Km - 2.1002 miles

These results are provisional until the conclusion of any judicial and technical matters.

Clerk of the Course:	Timekeeper:	Issued at:
Julian Floyd	Nick Palmer	

"Croft Nostalgia Weekend" Historic Race Meeting - 6 - 7 Aug 2016

HSCC/HRSR 'ByBox' Historic Touring Cars

Qualifying for Race 3 - Sector Analysis

6 Warren Briggs (K1) — Ford Mustang

lap	Sect-1	Speed	Sect-2	Speed	Sect-3	Speed	TopSpeed	laptime	pit
1	31.893	113.0	42.587	92.8	30.083	90.6		1:44.563	
2	31.218	114.3	43.108	91.4	29.342	92.1		1:43.668	
3	30.907	116.3	41.902	91.4	29.334	96.1		1:42.143	
4	30.848	115.5	41.864	93.2	29.406	92.4		1:42.118	
5	31.584	114.5	42.496	91.9	29.860	90.8		1:43.940	
6	31.202	114.5	42.606	91.8	30.178	90.0		1:43.986	
7	31.157	114.9	42.415	91.6	30.138	90.1		1:43.710	
8	36.702	76.2	59.164	64.3	32.050	71.5		2:07.916	

11 Thomas Clynes (K3) — Saab 96

lap	Sect-1	Speed	Sect-2	Speed	Sect-3	Speed	TopSpeed	laptime	pit

25 Barry Sime (K3) — Morris Mini Cooper S

lap	Sect-1	Speed	Sect-2	Speed	Sect-3	Speed	TopSpeed	laptime	pit
1	32.606	95.1	43.255	84.7	29.461	81.5		1:45.322	
2	32.850	95.9	43.042	84.7	29.603	82.3		1:45.495	
3	32.857	93.7	44.820	82.0				1:45.698	
4	Out	93.2	45.674	84.2	30.389	81.8		3:04.258	P
5	33.731	94.5	44.759	84.3	29.954	82.8		1:48.444	
6	33.331	94.7	44.448	84.0	30.176	82.0		1:47.955	
7	33.569	94.9	44.591	83.8	30.744	81.4		1:48.904	
8									

40 John Davison (K2) — Ford Lotus Cortina

lap	Sect-1	Speed	Sect-2	Speed	Sect-3	Speed	TopSpeed	laptime	pit
1	31.848	103.4	43.035	87.0	28.794	85.7		1:43.677	
2	31.681	102.8	43.528	87.5	28.747	85.6		1:43.956	
3	36.154	83.2	45.240	85.3	30.326	87.3		1:51.720	
4	31.465	102.6	42.814	88.1	28.830	86.5		1:43.109	
5	38.231	64.1	49.712	73.7				1:56.188	
6									

47 Nigel Cox (K2) — Ford Lotus Cortina

lap	Sect-1	Speed	Sect-2	Speed	Sect-3	Speed	TopSpeed	laptime	pit
1	34.061	99.1	44.511	85.9	31.542	81.8		1:50.114	
2	33.919	96.4	44.420	86.5	31.245	84.2		1:49.584	
3	33.451	98.0	44.929	84.7	32.772	80.8		1:51.152	
4	33.535	97.0	44.967	84.1	31.673	81.9		1:50.175	
5	33.720	96.1	45.571	81.5	32.514	81.0		1:51.805	
6	34.088	96.3	45.314	84.4	31.673	81.1		1:51.075	
7	33.838	96.6	45.109	83.3	32.100	80.4		1:51.047	
8									

49 Peter Hore (C) — Ford Lotus Cortina

lap	Sect-1	Speed	Sect-2	Speed	Sect-3	Speed	TopSpeed	laptime	pit
1	32.883	107.0	45.863	87.4	29.526	87.5		1:48.272	
2	32.069	111.7	44.182	87.6	29.506	88.1		1:45.757	
3	32.310	107.0	43.615	88.3	29.663	88.0		1:45.588	
4	32.555	106.4	43.266	88.1	29.672	86.5		1:45.493	
5	32.215	100.3	43.492	87.8	29.686	86.5		1:45.393	
6	32.252	109.5	43.848	87.4	30.113	87.5		1:46.213	
7	33.076	88.5	44.122	88.5	31.010	85.8		1:48.208	
8	32.140	111.1	43.028	88.7	29.327	86.7		1:44.495	

54 Neil Wood (C) — Ford Anglia 105E

lap	Sect-1	Speed	Sect-2	Speed	Sect-3	Speed	TopSpeed	laptime	pit
1	32.719	102.5	45.797	88.0	30.262	86.5		1:48.778	
2	31.942	103.1	43.601	88.1	30.161	85.8		1:45.704	
3	32.364	102.0	42.816	89.0	31.266	81.1		1:46.446	
4	32.186	103.4	42.350	86.6	29.695	87.0		1:44.231	
5	31.918	99.3	43.876	87.3	30.001	84.6		1:45.795	
6	32.036	103.9	43.567	88.0	30.177	86.8		1:45.780	
7	32.213	104.0	43.192	88.2	30.940	85.6		1:46.345	
8	31.784	102.6	43.296	88.9	30.416	86.3		1:45.496	

64 Peter Crewes (K3) — Austin Mini Cooper S

lap	Sect-1	Speed	Sect-2	Speed	Sect-3	Speed	TopSpeed	laptime	pit
1	33.441	97.5	45.228	83.9	29.886	81.5		1:48.555	
2	33.098	97.1	44.311	83.4	31.001	81.7		1:48.410	
3	33.758	94.7	45.394	73.7	35.640	75.7		1:54.792	
4	34.589	86.5	45.993	78.1	31.143	70.3		1:51.725	

67 James Clarke (C) — Ford Lotus Cortina

lap	Sect-1	Speed	Sect-2	Speed	Sect-3	Speed	TopSpeed	laptime	pit
1	31.690	107.0	42.223	89.2	29.382	86.0		1:43.295	
2	31.405	102.3	42.528	86.7	28.754	85.7		1:42.687	
3	31.105	114.3	42.472	85.7	28.821	86.3		1:42.398	
4	32.854	94.3	47.375	84.0	30.875	85.6		1:51.104	
5	31.403	105.7	44.595	82.6	31.244	85.9		1:47.242	
6	31.330	116.5	42.262	88.7	28.993	85.9		1:42.585	
7	31.352	110.9	42.401	87.3	29.073	85.3		1:42.826	
8	32.476	106.2	48.458	75.2				1:51.119	

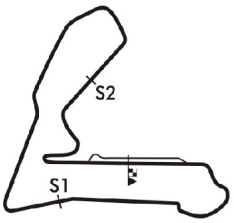

Session Start: 09:46:50 - Finish: 10:02:10
Weather/Track Conditions: Sun/Dry
Circuit: Croft
Track Length: 3.380 Km - 2.1002 miles

MST
Full results available at www.mstworld.com. Email: timing@mstworld.com

Printed : 06-08-2016 - 10:10

"Croft Nostalgia Weekend" Historic Race Meeting - 6 - 7 Aug 2016

HSCC/HRSR 'ByBox' Historic Touring Cars

Qualifying for Race 3 - Sector Analysis

69 Bob Bullen (C) — Ford Anglia 105E

lap	Sect-1	Speed	Sect-2	Speed	Sect-3	Speed	TopSpeed	laptime	pit	lap	Sect-1	Speed	Sect-2	Speed	Sect-3	Speed	Topspeed	laptime	pit
1	35.094	98.4	43.234	88.2	29.451	85.3		1:47.779		5	31.521	99.0	42.711	88.4	29.634	84.5		1:43.866	
2	32.360	97.7	43.013	88.0	29.799	85.3		1:45.172		6	31.700	99.7	42.235	87.4	30.129	82.7		1:44.064	
3	33.395	98.7	43.431	87.8	29.310	84.8		1:46.136		7	31.388	101.7	42.002	87.4	29.520	85.8		1:42.910	
4	31.932	99.0	42.764	86.9	29.598	84.9		1:44.294		8	31.670	100.5	42.946	88.4	31.066	59.3		1:45.682	

79 Mark Jones (K2) — Ford Lotus Cortina

lap	Sect-1	Speed	Sect-2	Speed	Sect-3	Speed	TopSpeed	laptime	pit	lap	Sect-1	Speed	Sect-2	Speed	Sect-3	Speed	Topspeed	laptime	pit
1	31.737	118.1	42.289	91.9	28.862	87.4		1:42.888		4	30.831	122.7	41.838	90.2	28.843	87.3		1:41.512	
2	30.912	107.9	41.695	91.3	28.857	87.8		1:41.464		5				91.2	28.712	88.0		1:40.933	
3	30.593	116.7	41.663	90.3	28.696	88.7		1:40.952		6	33.128	93.7	44.909	84.6				1:47.040	

81 Edmund Glaister (I) — Ford Anglia 100E

lap	Sect-1	Speed	Sect-2	Speed	Sect-3	Speed	TopSpeed	laptime	pit	lap	Sect-1	Speed	Sect-2	Speed	Sect-3	Speed	Topspeed	laptime	pit
1	35.572	90.3	49.138	80.7	32.182	75.4		1:56.892		5	35.793	88.4	48.186	77.9	31.835	75.7		1:55.814	
2	35.949	89.4	46.747	79.0	31.640	75.9		1:54.336		6	35.052	88.9	47.219	80.2	31.513	76.2		1:53.784	
3	35.281	89.0	46.288	80.5	33.928	74.7		1:55.497		7	35.141	88.7	47.872	78.5	32.025	74.4		1:55.038	
4	35.313	88.2	47.696	79.5	32.722	77.7		1:55.731		8									

84 Steve Jones (K3) — Morris Mini Cooper S

lap	Sect-1	Speed	Sect-2	Speed	Sect-3	Speed	TopSpeed	laptime	pit	lap	Sect-1	Speed	Sect-2	Speed	Sect-3	Speed	Topspeed	laptime	pit
1	33.525	95.3	44.614	85.9	30.084	83.2		1:48.223		3	32.770	98.3	44.015	85.8	29.255	83.4		1:46.040	
2	33.161	119.4	44.262	84.9	29.120	83.5		1:46.543		4	36.809	66.1	1:02.135	65.7				2:11.282	

85 Roger Godfrey (D) — Austin Mini Cooper S

lap	Sect-1	Speed	Sect-2	Speed	Sect-3	Speed	TopSpeed	laptime	pit	lap	Sect-1	Speed	Sect-2	Speed	Sect-3	Speed	Topspeed	laptime	pit
1	33.005	94.7	43.816	84.7	30.280	82.8		1:47.101		5	32.816	95.5	43.536	85.4	29.816	82.4		1:46.168	
2	32.584	95.1	43.592	84.7	30.050	82.5		1:46.226		6	32.818	97.3	43.429	84.9	30.073	81.7		1:46.320	
3	32.996	94.0	43.141	84.9	30.168	83.1		1:46.305		7	32.884	97.3	43.413	86.0	29.966	82.7		1:46.263	
4	33.242	96.4	43.357	85.2	30.057	82.0		1:46.656		8	32.993	98.5	43.275	85.7	29.938	82.6		1:46.206	

92 Colin Gunton (E) — Hillman Imp

lap	Sect-1	Speed	Sect-2	Speed	Sect-3	Speed	TopSpeed	laptime	pit	lap	Sect-1	Speed	Sect-2	Speed	Sect-3	Speed	Topspeed	laptime	pit
1	32.506	96.4	44.098	85.8	29.574	80.5		1:46.178		5	32.295	94.5	43.977	86.0	29.883	79.9		1:46.155	
2	32.297	95.6	43.050	84.4	29.779	80.6		1:45.126		6	32.365	95.9	43.118	87.3	30.033	80.0		1:45.516	
3	33.195	96.3	43.420	85.8	30.328	78.0		1:46.943		7	32.200	96.1	43.867	87.3	30.156	79.9		1:46.223	
4	32.444	95.3	42.741	87.2	30.023	79.6		1:45.208		8	32.845	95.6	43.021	87.0	30.087	79.5		1:45.953	

94 Steve Platts (E) — Singer Chamois

lap	Sect-1	Speed	Sect-2	Speed	Sect-3	Speed	TopSpeed	laptime	pit	lap	Sect-1	Speed	Sect-2	Speed	Sect-3	Speed	Topspeed	laptime	pit
1	32.637	95.2	43.518	83.2	31.661	80.5		1:47.816		5	32.389	94.5	43.821	83.7	31.199	81.2		1:47.409	
2	32.173	93.9	44.271	84.0	30.945	80.6		1:47.389		6	32.473	94.5	43.212	84.4	29.600	81.0		1:45.285	
3	33.038	94.0	43.019	84.4	29.764	79.9		1:45.821		7	32.573	94.7	43.871	85.4	30.098	80.8		1:46.542	
4	32.385	94.9	43.013	85.4	29.945	80.6		1:45.343		8	32.299	95.2	43.222	85.3	29.788	81.0		1:45.309	

95 Shaun Hazlewood (E) — Hillman Imp

lap	Sect-1	Speed	Sect-2	Speed	Sect-3	Speed	TopSpeed	laptime	pit	lap	Sect-1	Speed	Sect-2	Speed	Sect-3	Speed	Topspeed	laptime	pit
1	33.897	92.3	46.289	85.7	31.004	80.1		1:51.190		5	33.186	92.1	45.014	85.6	31.338	79.4		1:49.538	
2	33.545	93.1	44.623	83.8	30.991	79.6		1:49.159		6	33.559	93.3	45.966	85.9	32.459	77.0		1:51.984	
3	33.548	92.4	44.894	84.4	31.382	77.9		1:49.824		7	33.284	93.6	44.251	85.3	31.115	78.4		1:48.650	
4	33.658	92.7	44.437	86.1	30.964	79.4		1:49.059		8	33.040	93.5	44.681	84.6	32.012	77.0		1:49.733	

99 Ian Gunton (E) — Hillman Imp

lap	Sect-1	Speed	Sect-2	Speed	Sect-3	Speed	TopSpeed	laptime	pit	lap	Sect-1	Speed	Sect-2	Speed	Sect-3	Speed	Topspeed	laptime	pit
1	34.038	86.8	45.427	81.6	30.908	74.8		1:50.373		3	35.232	95.6	45.632	81.1	31.513	74.1		1:52.377	
2	34.543	85.9	49.801	80.3	35.285	63.0		1:59.629		4									

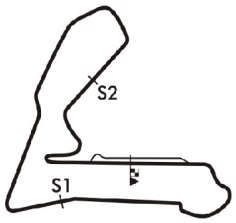

Session Start: 09:46:50 - Finish: 10:02:10
Weather/Track Conditions: Sun/Dry
Circuit: Croft
Track Length: 3.380 Km - 2.1002 miles

"Croft Nostalgia Weekend" Historic Race Meeting - 6 - 7 Aug 2016

HSCC/HRSR 'ByBox' Historic Touring Cars

Qualifying for Race 3 - Sector Analysis

177 **Adam Gittings (C)** — Ford Anglia 105E

lap	Sect-1	Speed	Sect-2	Speed	Sect-3	Speed	TopSpeed	laptime	pit	lap	Sect-1	Speed	Sect-2	Speed	Sect-3	Speed	Topspeed	laptime	pit
1	33.210	99.1	44.132	86.3	29.977	83.5		1:47.319		5	32.448	100.3	43.740	84.9	30.333	85.3		1:46.521	
2	32.830	98.7	44.428	87.0	29.765	85.7		1:47.023		6	32.270	100.9	43.692	86.3	29.246	85.4		1:45.208	
3	33.198	96.8	44.665	77.7	29.577	85.4		1:47.440		7	32.927	98.1	43.457	83.5	30.092	85.9		1:46.476	
4	32.839	99.6	43.646	87.7	29.339	85.5		1:45.824		8	32.836	97.8	43.608	86.5	30.041	84.6		1:46.485	

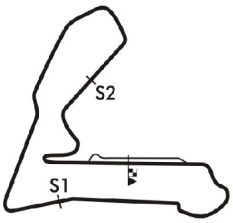

Session Start: 09:46:50 - Finish: 10:02:10
Weather/Track Conditions: Sun/Dry
Circuit: Croft
Track Length: 3.380 Km - 2.1002 miles

MST
Full results available at www.mstworld.com. Email: timing@mstworld.com

Printed : 06-08-2016 - 10:10

"Croft Nostalgia Weekend" Historic Race Meeting - 6 - 7 Aug 2016

HSCC/HRSR 'ByBox' Historic Touring Cars

Qualifying for Race 3 - Best Sector Times

			Sector 1			Sector 2			Sector 3					
POS	NO	DRIVER/S	TIME	LAP	POS	TIME	LAP	POS	TIME	LAP	POS	IDEAL LAP	BEST LAP	On
1	79	Mark Jones	30.593	3	1	41.663	3	1	28.696	3	1	1:40.952	**1:40.933**	**5**
2	6	Warren Briggs	30.848	4	2	41.864	4	2	29.334	3	8	1:42.046	**1:42.118**	**4**
3	67	James Clarke	31.105	3	3	42.223	1	4	28.754	2	3	1:42.082	**1:42.398**	**3**
4	69	Bob Bullen	31.388	7	4	42.002	7	3	29.310	3	6	1:42.700	**1:42.910**	**7**
5	40	John Davison	31.465	4	5	42.814	4	7	28.747	2	2	1:43.026	**1:43.109**	**4**
6	54	Neil Wood	31.784	8	6	42.350	4	5	29.695	4	12	1:43.829	**1:44.231**	**4**
7	49	Peter Hore	32.069	2	7	43.028	8	9	29.327	8	7	1:44.424	**1:44.495**	**8**
8	92	Colin Gunton	32.200	7	9	42.741	4	6	29.574	1	10	1:44.515	**1:45.126**	**2**
9	177	Adam Gittings	32.270	6	10	43.457	7	12	29.246	6	5	1:44.973	**1:45.208**	**6**
10	94	Steve Platts	32.173	2	8	43.013	4	8	29.600	6	11	1:44.786	**1:45.285**	**6**
11	25	Barry Sime	32.606	1	12	43.042	2	10	29.461	1	9	1:45.109	**1:45.322**	**1**
12	84	Steve Jones	32.770	3	13	44.015	3	13	29.120	2	4	1:45.905	**1:46.040**	**3**
13	85	Roger Godfrey	32.584	2	11	43.141	3	11	29.816	5	13	1:45.541	**1:46.168**	**5**
14	64	Peter Crewes	33.098	2	15	44.311	2	15	29.886	1	14	1:47.295	**1:48.410**	**2**
15	95	Shaun Hazlewood	33.040	8	14	44.251	7	14	30.964	4	16	1:48.255	**1:48.650**	**7**
16	47	Nigel Cox	33.451	3	16	44.420	2	16	31.245	2	17	1:49.116	**1:49.584**	**2**
17	99	Ian Gunton	34.038	1	17	45.427	1	17	30.908	1	15	1:50.373	**1:50.373**	**1**
18	81	Edmund Glaister	35.052	6	18	46.288	3	18	31.513	6	18	1:52.853	**1:53.784**	**6**
19	11	Thomas Clynes												

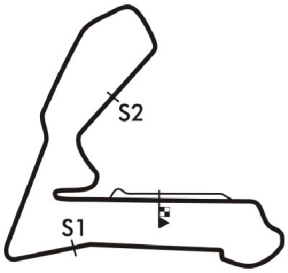

Session Start: 09:46:50 - Finish: 10:02:10
Weather/Track Conditions: Sun/Dry
Circuit: Croft
Track Length: 3.380 Km - 2.1002 miles

Full results available at www.mstworld.com. Email: timing@mstworld.com

Printed : 06-08-2016 - 10:10

"Croft Nostalgia Weekend" Historic Race Meeting - 6 - 7 Aug 2016

HSCC/HRSR 'ByBox' Historic Touring Cars

Qualifying for Race 3 - Best Sector Speeds

	NO	SECTOR 1	MPH	NO	SECTOR 2	MPH	NO	SECTOR 3	MPH
1	79	Mark Jones	122.7	6	Warren Briggs	93.9	6	Warren Briggs	96.1
2	84	Steve Jones	119.4	79	Mark Jones	91.9	79	Mark Jones	88.7
3	67	James Clarke	116.5	67	James Clarke	89.2	49	Peter Hore	88.1
4	6	Warren Briggs	116.3	54	Neil Wood	89.0	40	John Davison	87.3
5	49	Peter Hore	111.7	49	Peter Hore	88.7	54	Neil Wood	87.0
6	54	Neil Wood	104.0	69	Bob Bullen	88.4	67	James Clarke	86.3
7	40	John Davison	103.4	40	John Davison	88.1	177	Adam Gittings	85.9
8	69	Bob Bullen	101.7	177	Adam Gittings	87.7	69	Bob Bullen	85.8
9	177	Adam Gittings	100.9	92	Colin Gunton	87.3	47	Nigel Cox	84.2
10	47	Nigel Cox	99.1	47	Nigel Cox	86.5	84	Steve Jones	83.5
11	85	Roger Godfrey	98.5	95	Shaun Hazlewood	86.1	85	Roger Godfrey	83.1
12	64	Peter Crewes	97.5	85	Roger Godfrey	86.0	25	Barry Sime	82.8
13	92	Colin Gunton	96.4	84	Steve Jones	85.9	64	Peter Crewes	81.7
14	25	Barry Sime	95.9	94	Steve Platts	85.4	94	Steve Platts	81.2
15	99	Ian Gunton	95.6	25	Barry Sime	84.7	92	Colin Gunton	80.6
16	94	Steve Platts	95.2	64	Peter Crewes	83.9	95	Shaun Hazlewood	80.1
17	95	Shaun Hazlewood	93.6	99	Ian Gunton	81.6	81	Edmund Glaister	77.7
18	81	Edmund Glaister	90.3	81	Edmund Glaister	80.7	99	Ian Gunton	74.8
19	11	Thomas Clynes	69.0	11	Thomas Clynes	61.5	11	Thomas Clynes	59.8
20	74	Michael Wade	0.0	74	Michael Wade	0.0	74	Michael Wade	0.0

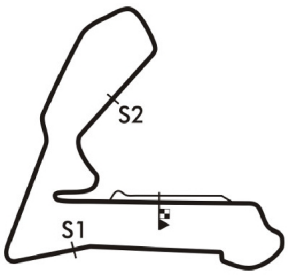

Session Start: 09:46:50 - Finish: 10:02:10
Weather/Track Conditions: Sun/Dry
Circuit: Croft
Track Length: 3.380 Km - 2.1002 miles

"Croft Nostalgia Weekend" Historic Race Meeting - 6 - 7 Aug 2016

HSCC/HRSR 'ByBox' Historic Touring Cars

Race 3 - Starting Grid - Amended

Sheet No:

Start Time : 14:05 - Heat Duration : 20 Minutes

ROW							
10	19	11	Thomas Clynes				
9	17	99	Ian Gunton	18	81	Edmund Glaister	
8	15	95	Shaun Hazlewood	16	47	Nigel Cox	
7	13	85	Roger Godfrey	14	64	Peter Crewes	
6	11	25	Barry Sime	12	84	Steve Jones	
5	9	177	Adam Gittings	10	94	Steve Platts	
4	7	49	Peter Hore	8	92	Colin Gunton	
3	5	40	John Davison	6	54	Neil Wood	
2	3	67	James Clarke	4	69	Bob Bullen	
1	1	79	Mark Jones	2	6	Warren Briggs	

Pole Right

Car 11 allowed to start from back of grid.

Circuit: Croft

Track Length: 3.380 Km - 2.1002 miles

These results are provisional until the conclusion of any judicial and technical matters.

Clerk of the Course:	Timekeeper:	Issued at:
Julian Floyd	Nick Palmer	

MST

Printed : 06-08-2016 - 11:16

Full results available at www.mstworld.com. Email: timing@mstworld.com

"Croft Nostalgia Weekend" Historic Race Meeting - 6 - 7 Aug 2016

HSCC Historic Formula Ford Championship in association with Avon Tyres

Qualifying 1 - Classification

Sheet No:

POS	NO	DRIVER/S	CLASS	CLASS POS	CAR MAKE / MODEL	TIME	ON	LAPS	GAP	DIFF	MPH
1	43	Callum Grant		1	Merlyn Mk20A	1:31.211	2	9			82.89
2	64	Benjamin Tusting		2	Merlyn Mk20	1:31.687	7	9	0.476	0.476	82.46
3	48	Benn Tilley		3	Merlyn Mk20	1:31.808	2	9	0.597	0.121	82.35
4	97	Robert Tusting		4	Lola T200	1:32.589	4	9	1.378	0.781	81.66
5	38	Pertti Kiiveri		5	Kvantti Mk1	1:32.785	9	9	1.574	0.196	81.49
6	57	David Wild		6	Lola T204	1:33.261	5	9	2.050	0.476	81.07
7	60	James Buckton		7	Elden Mk8	1:33.378	2	9	2.167	0.117	80.97
8	21	Ross Drybrough		8	Merlyn Mk20 AS	1:33.878	9	9	2.667	0.500	80.54
9	95	John Hayes		9	Merlyn Mk11A	1:34.338	7	9	3.127	0.460	80.15
10	73	Edward Thurston		10	Elden Mk8	1:34.732	5	8	3.521	0.394	79.81
11	20	Kevin Stanzl		11	Merlyn Mk20	1:35.397	9	9	4.186	0.665	79.26
12	66	Andrew Wiggins		12	Titan Mk6	1:35.422	9	9	4.211	0.025	79.24
13	54	Alex Meek		13	Merlyn Mk20A	1:35.431	7	9	4.220	0.009	79.23
14	42	Cormac Flanagan		14	Alexis Mk14	1:35.862	6	6	4.651	0.431	78.87
15	81	James Lovett		15	Lola T200	1:37.418	5	9	6.207	1.556	77.61
16	28	Michael Wales		16	Merlyn Mk20A	1:37.623	4	8	6.412	0.205	77.45
17	51	Rob Thorpe		17	Lotus 51	1:40.229	7	8	9.018	2.606	75.44
18	45	Terry Durdin		18	Elden Mk10	1:40.611	5	8	9.400	0.382	75.15
19	82	Lee Penson		19	Lotus 51A	1:41.684	8	8	10.473	1.073	74.36
20	39	Michael Richings		20	Alexis Mk15	1:43.549	2	8	12.338	1.865	73.02
21	59	Leslie Beards		21	Nike Mk6	1:52.439	4	7	21.228	8.890	67.24

Session Start: 10:10:32 - Finish: 10:25:33
Weather/Track Conditions: Sun/Dry
Circuit: Croft
Track Length: 3.380 Km - 2.1002 miles

These results are provisional until the conclusion of any judicial and technical matters.

Clerk of the Course:	Timekeeper:	Issued at:
Julian Floyd	Nick Palmer	

"Croft Nostalgia Weekend" Historic Race Meeting - 6 - 7 Aug 2016

HSCC Historic Formula Ford Championship in association with Avon Tyres

Qualifying 1 - Sector Analysis

20 Kevin Stanzl ( ) — Merlyn Mk20

lap	Sect-1	Speed	Sect-2	Speed	Sect-3	Speed	TopSpeed	laptime	pit	lap	Sect-1	Speed	Sect-2	Speed	Sect-3	Speed	Topspeed	laptime	pit
1	30.475	102.3	39.482	95.2	26.518	88.4		1:36.475		6	29.604	104.2	39.272	94.8	26.643	90.0		1:35.519	
2	30.790	103.4	39.567	95.5	26.864	89.4		1:37.221		7	29.748	105.4	39.540	94.4	26.423	89.7		1:35.711	
3	30.263	104.4	39.588	95.2	26.470	87.2		1:36.321		8	29.815	104.2	39.135	95.3	26.697	90.6		1:35.647	
4	30.093	106.2	38.976	94.9	26.418	89.6		1:35.487		9	29.554	104.5	39.141	94.4	26.702	90.1		1:35.397	
5	29.579	104.0	39.097	94.1	26.765	89.5		1:35.441		10									

21 Ross Drybrough ( ) — Merlyn Mk20 AS

lap	Sect-1	Speed	Sect-2	Speed	Sect-3	Speed	TopSpeed	laptime	pit	lap	Sect-1	Speed	Sect-2	Speed	Sect-3	Speed	Topspeed	laptime	pit
1	30.149	104.4	39.580	95.5	26.031	88.7		1:35.760		6	29.489	104.0	39.256	96.3	26.278	89.2		1:35.023	
2	29.227	108.1	39.024	95.9	25.870	89.4		1:34.121		7	29.088	105.4	38.858	95.9	26.856	89.2		1:34.802	
3	37.536	104.2	39.842	94.1	27.242	86.4		1:44.620		8	29.272	105.7	38.347	95.9	26.485	89.4		1:34.104	
4	29.922	104.4	39.678	93.9	26.872	88.9		1:36.472		9	28.918	106.0	38.605	94.8	26.355	90.9		1:33.878	
5	30.177	102.6	39.669	93.1	26.536	89.0		1:36.382		10									

28 Michael Wales ( ) — Merlyn Mk20A

lap	Sect-1	Speed	Sect-2	Speed	Sect-3	Speed	TopSpeed	laptime	pit	lap	Sect-1	Speed	Sect-2	Speed	Sect-3	Speed	Topspeed	laptime	pit
1	31.678	99.6	41.380	91.9	27.124	87.5		1:40.182		5	30.512	101.8	41.111	89.5	26.869	86.7		1:38.492	
2	30.998	100.5	41.553	91.1	26.840	86.1		1:39.391		6	31.291	100.3	40.585	90.7	30.475	86.7		1:42.351	
3	31.378	100.2	41.037	90.8	26.563	87.5		1:38.978		7	31.261	99.7	40.881	87.8	27.318	86.8		1:39.460	
4	30.716	102.3	40.176	90.6	26.731	86.4		1:37.623		8	31.494	99.1	42.467	87.6	26.893	87.6		1:40.854	

38 Pertti Kiiveri ( ) — Kvantti Mk1

lap	Sect-1	Speed	Sect-2	Speed	Sect-3	Speed	TopSpeed	laptime	pit	lap	Sect-1	Speed	Sect-2	Speed	Sect-3	Speed	Topspeed	laptime	pit
1	29.303	104.7	39.250	95.7	25.919	90.8		1:34.472		6	29.101	107.5	39.746	90.8	26.105	89.5		1:34.952	
2	29.427	110.0	39.095	96.8	26.065	88.5		1:34.587		7	28.961	105.4	38.529	96.8	26.528	89.8		1:34.018	
3	29.050	104.9	40.274	94.8	25.971	89.0		1:35.295		8	28.816	106.4	38.393	96.3	26.195	90.0		1:33.404	
4	29.306	105.4	39.188	96.3	26.274	89.5		1:34.768		9	28.980	105.0	38.068	95.9	25.737	90.4		1:32.785	
5	29.103	104.5	38.548	95.7	25.913	90.0		1:33.564		10									

39 Michael Richings ( ) — Alexis Mk15

lap	Sect-1	Speed	Sect-2	Speed	Sect-3	Speed	TopSpeed	laptime	pit	lap	Sect-1	Speed	Sect-2	Speed	Sect-3	Speed	Topspeed	laptime	pit
1	32.854	97.1	44.228	86.1	28.531	84.7		1:45.613		5	32.918	93.7	43.002	88.9	28.375	83.0		1:44.295	
2	32.243	98.4	43.166	90.1	28.140	83.1		1:43.549		6	33.612	96.3	43.217	86.8	29.501	86.0		1:46.330	
3	32.506	98.5	43.115	89.5	28.713	80.4		1:44.334		7	32.210	95.2	43.651	87.4	28.850	84.8		1:44.711	
4	32.525	93.5	43.514	87.2	28.782	81.6		1:44.821		8	32.750	94.3	43.354	88.1	28.865	84.6		1:44.969	

42 Cormac Flanagan ( ) — Alexis Mk14

lap	Sect-1	Speed	Sect-2	Speed	Sect-3	Speed	TopSpeed	laptime	pit	lap	Sect-1	Speed	Sect-2	Speed	Sect-3	Speed	Topspeed	laptime	pit
1	31.473	98.3	41.273	92.2	28.203	88.3		1:40.949		4	30.244	103.7	39.292	94.7	26.864	89.6		1:36.400	
2	31.058	101.5	43.646	93.2	27.183	89.1		1:41.887		5	30.451	106.0	39.709	93.3	27.507	89.4		1:37.667	
3	29.755	103.9	39.222	94.4	50.937	88.4		1:59.914		6	29.814	103.9	38.993	93.6	27.055	78.7		1:35.862	

43 Callum Grant ( ) — Merlyn Mk20A

lap	Sect-1	Speed	Sect-2	Speed	Sect-3	Speed	TopSpeed	laptime	pit	lap	Sect-1	Speed	Sect-2	Speed	Sect-3	Speed	Topspeed	laptime	pit
1	28.437	105.5	37.816	96.4	25.415	89.5		1:31.668		6	28.164	106.2	37.670	96.3	25.555	90.0		1:31.389	
2	28.121	106.2	37.620	96.8	25.470	89.6		1:31.211		7	28.139	105.8	37.618	96.1	25.713	90.1		1:31.470	
3	28.112	107.7	37.903	96.6	25.753	88.8		1:31.768		8	28.243	106.2	37.539	96.0	25.788	90.0		1:31.570	
4	28.107	107.2	37.603	96.7	25.551	89.7		1:31.261		9	28.019	106.7	39.354	95.3	25.592	90.9		1:32.965	
5	28.935	103.9	37.689	96.4	25.667	89.6		1:32.291		10									

45 Terry Durdin ( ) — Elden Mk10

lap	Sect-1	Speed	Sect-2	Speed	Sect-3	Speed	TopSpeed	laptime	pit	lap	Sect-1	Speed	Sect-2	Speed	Sect-3	Speed	Topspeed	laptime	pit
1	35.206	91.4	43.758	83.0	28.658	78.1		1:47.622		5	31.659	97.4	40.972	91.7	27.980	84.4		1:40.611	
2	34.280	87.2	44.569	87.7	28.295	78.7		1:47.144		6	32.273	95.9	42.054	90.9	27.740	83.7		1:42.067	
3	33.082	94.9	41.848	88.7	28.026	77.9		1:42.956		7	33.019	89.8	42.280	92.3	27.771	84.1		1:43.070	
4	33.163	93.5	42.062	89.1	28.938	85.1		1:44.163		8	31.779	96.4	44.246	90.8	27.557	85.3		1:43.582	

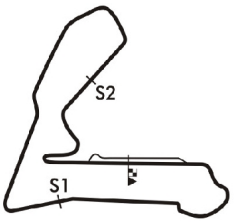

Session Start: 10:10:32 - Finish: 10:25:33
Weather/Track Conditions: Sun/Dry
Circuit: Croft
Track Length: 3.380 Km - 2.1002 miles

"Croft Nostalgia Weekend" Historic Race Meeting - 6 - 7 Aug 2016

HSCC Historic Formula Ford Championship in association with Avon Tyres

Qualifying 1 - Sector Analysis

48 Benn Tilley ( ) — Merlyn Mk20

lap	Sect-1	Speed	Sect-2	Speed	Sect-3	Speed	TopSpeed	laptime	pit	lap	Sect-1	Speed	Sect-2	Speed	Sect-3	Speed	Topspeed	laptime	pit
1	28.978	105.8	38.402	96.0	25.529	90.4		1:32.909		6	30.380	102.9	38.738	95.3	25.575	89.6		1:34.693	
2	28.363	108.9	38.114	97.5	25.331	91.3		1:31.808		7	28.546	105.4	38.262	95.9	25.708	89.4		1:32.516	
3	28.752	106.5	38.238	93.2	25.639	89.0		1:32.629		8	28.610	105.5	40.359	95.1	25.714	90.2		1:34.683	
4	28.648	106.0	38.264	95.5	25.646	89.6		1:32.558		9	28.363	105.5	38.085	95.5	25.546	90.8		1:31.994	
5	28.672	105.4	38.980	95.5	25.728	91.8		1:33.380		10									

51 Rob Thorpe ( ) — Lotus 51

lap	Sect-1	Speed	Sect-2	Speed	Sect-3	Speed	TopSpeed	laptime	pit	lap	Sect-1	Speed	Sect-2	Speed	Sect-3	Speed	Topspeed	laptime	pit
1	33.608	83.5	44.654	88.8	27.875	86.1		1:46.137		5	32.981	98.7	52.326	76.6	33.157	83.8		1:58.464	
2	31.870	98.8	43.334	90.3	28.115	86.9		1:43.319		6	31.917	97.7	43.308	87.8	30.751	86.6		1:45.976	
3	32.247	100.8	47.113	68.7	30.181	85.9		1:49.541		7	31.157	99.6	41.712	90.7	27.360	86.5		1:40.229	
4	31.101	99.7	42.053	89.5	27.543	86.3		1:40.697		8	37.125	74.4	52.116	78.7				1:57.570	

54 Alex Meek ( ) — Merlyn Mk20A

lap	Sect-1	Speed	Sect-2	Speed	Sect-3	Speed	TopSpeed	laptime	pit	lap	Sect-1	Speed	Sect-2	Speed	Sect-3	Speed	Topspeed	laptime	pit
1	30.640	100.6	40.577	91.3	26.882	86.5		1:38.099		6	29.341	102.8	39.125	90.4	27.792	86.9		1:36.258	
2	30.115	101.8	40.455	92.6	26.515	86.7		1:37.085		7	29.694	102.8	39.231	92.6	26.506	87.5		1:35.431	
3	30.440	102.8	39.898	92.4	26.606	87.3		1:36.944		8	29.466	103.2	40.964	66.0	30.750	87.7		1:41.180	
4	29.548	103.4	39.548	93.2	26.842	86.8		1:35.938		9	29.353	103.4	39.918	91.3	26.611	88.0		1:35.882	
5	29.475	102.5	40.069	91.2	26.166	87.5		1:35.710		10									

57 David Wild ( ) — Lola T204

lap	Sect-1	Speed	Sect-2	Speed	Sect-3	Speed	TopSpeed	laptime	pit	lap	Sect-1	Speed	Sect-2	Speed	Sect-3	Speed	Topspeed	laptime	pit
1	29.090	104.0	39.023	93.9	26.359	87.6		1:34.472		6	28.971	105.0	39.984	87.7	26.175	89.6		1:35.130	
2	29.344	104.2	38.568	94.5	26.050	88.8		1:33.962		7	28.923	104.9	38.544	94.4	26.751	88.2		1:34.218	
3	28.883	107.5	38.666	94.9	26.051	90.7		1:33.600		8	29.145	104.4	38.486	94.5	26.016	88.9		1:33.647	
4	28.668	105.4	38.839	94.8	25.933	88.8		1:33.440		9	28.827	104.7	38.676	94.1	25.918	89.1		1:33.421	
5	28.900	104.5	38.430	94.8	25.931	89.6		1:33.261		10									

59 Leslie Beards ( ) — Nike Mk6

lap	Sect-1	Speed	Sect-2	Speed	Sect-3	Speed	TopSpeed	laptime	pit	lap	Sect-1	Speed	Sect-2	Speed	Sect-3	Speed	Topspeed	laptime	pit
1	34.968	92.1	48.320	85.4	30.225	82.6		1:53.513		5	34.225	92.1	47.949	83.3	31.956	80.6		1:54.130	
2				77.4	31.001	83.0		1:53.201		6	34.895	94.0	47.731	83.7	30.335	83.2		1:52.961	
3	35.028	99.6	47.741	82.4	30.566	83.0		1:53.335		7	34.868	93.1	48.343	77.1	29.779	83.9		1:52.990	
4	34.173	93.6	47.611	85.5	30.655	82.8		1:52.439		8									

60 James Buckton ( ) — Elden Mk8

lap	Sect-1	Speed	Sect-2	Speed	Sect-3	Speed	TopSpeed	laptime	pit	lap	Sect-1	Speed	Sect-2	Speed	Sect-3	Speed	Topspeed	laptime	pit
1	29.053	107.7	38.282	94.3	26.337	88.7		1:33.672		6	28.975	113.2	38.911	94.0	26.377	89.7		1:34.263	
2	28.738	109.8	38.541	94.7	26.099	88.7		1:33.378		7	29.502	105.0	38.551	94.0	26.611	89.7		1:34.664	
3	28.857	108.2	38.564	92.7	26.416	89.0		1:33.837		8	29.090	108.2	38.930	95.3	26.729	89.8		1:34.749	
4	28.872	109.7	38.385	94.5	26.400	89.7		1:33.657		9	29.068	104.5	38.465	94.7	26.374	90.0		1:33.907	
5	28.991	104.5	39.280	94.5	26.776	89.0		1:35.047		10									

64 Benjamin Tusting ( ) — Merlyn Mk20

lap	Sect-1	Speed	Sect-2	Speed	Sect-3	Speed	TopSpeed	laptime	pit	lap	Sect-1	Speed	Sect-2	Speed	Sect-3	Speed	Topspeed	laptime	pit
1	28.930	104.5	38.502	95.3	25.766	88.4		1:33.198		6	30.741	101.8	39.220	97.1	26.459	90.6		1:36.420	
2	28.555	105.2	37.999	95.7	25.583	88.5		1:32.137		7	28.167	107.5	37.864	97.1	25.656	90.8		1:31.687	
3	29.116	102.8	38.265	95.1	26.709	89.6		1:34.090		8	28.215	109.5	37.972	95.2	26.728	90.3		1:32.915	
4	28.422	106.9	37.633	96.7	25.803	90.7		1:31.858		9	28.437	105.4	37.940	95.9	25.647	89.8		1:32.024	
5	28.197	109.3	38.222	96.1	25.952	91.1		1:32.371		10									

66 Andrew Wiggins ( ) — Titan Mk6

lap	Sect-1	Speed	Sect-2	Speed	Sect-3	Speed	TopSpeed	laptime	pit	lap	Sect-1	Speed	Sect-2	Speed	Sect-3	Speed	Topspeed	laptime	pit
1	30.321	103.1	39.815	95.2	26.996	88.2		1:37.132		6	30.487	101.4	40.990	92.4	28.828	87.8		1:40.305	
2	29.805	104.4	39.780	95.2	26.962	87.7		1:36.547		7	29.503	104.4	39.531	93.7	26.765	89.2		1:35.799	
3	29.688	105.0	39.548	94.9	26.880	88.8		1:36.116		8	29.518	104.5	39.632	93.2	26.683	89.7		1:35.833	
4	29.561	105.5	43.637	86.8	28.601	85.8		1:41.799		9	29.419	103.7	39.399	94.0	26.604	88.8		1:35.422	
5	29.997	103.2	40.531	93.1	26.687	88.9		1:37.215		10									

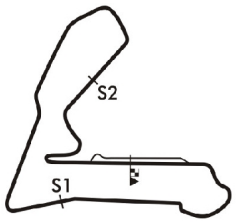

Session Start: 10:10:32 - Finish: 10:25:33
Weather/Track Conditions: Sun/Dry
Circuit: Croft
Track Length: 3.380 Km - 2.1002 miles

"Croft Nostalgia Weekend" Historic Race Meeting - 6 - 7 Aug 2016

HSCC Historic Formula Ford Championship in association with Avon Tyres

Qualifying 1 - Sector Analysis

73 Edward Thurston ( ) — Elden Mk8

lap	Sect-1	Speed	Sect-2	Speed	Sect-3	Speed	TopSpeed	laptime	pit	lap	Sect-1	Speed	Sect-2	Speed	Sect-3	Speed	Topspeed	laptime	pit
1	30.344	103.7	43.655	90.0	26.760	88.4		1:40.759		5	29.087	105.2	39.071	95.3	26.574	88.7		1:34.732	
2	29.437	104.0	40.171	95.3	26.798	87.5		1:36.406		6	28.923	104.5	39.467	94.5	27.579	88.7		1:35.969	
3	29.602	103.6	39.004	95.7	26.634	88.4		1:35.240		7	33.630	101.5	38.954	94.8	26.653	89.8		1:39.237	
4	29.413	103.2	39.081	94.5	26.313	88.9		1:34.807		8	30.401	102.9	41.127	95.2	27.212	88.7		1:38.740	

81 James Lovett ( ) — Lola T200

lap	Sect-1	Speed	Sect-2	Speed	Sect-3	Speed	TopSpeed	laptime	pit	lap	Sect-1	Speed	Sect-2	Speed	Sect-3	Speed	Topspeed	laptime	pit
1	31.260	96.8	41.725	93.5	27.100	90.3		1:40.085		6	29.917	101.4	41.154	91.4	28.014	88.9		1:39.085	
2	30.462	102.6	40.294	94.0	26.860	89.2		1:37.616		7	30.180	101.1	40.723	93.6	27.405	88.2		1:38.308	
3	30.069	102.6	40.858	93.2	26.934	89.6		1:37.861		8	30.912	95.2	42.017	91.4	27.563	88.8		1:40.492	
4	30.034	101.5	40.517	93.9	27.033	89.4		1:37.584		9	30.337	99.9	41.556	91.4				1:37.699	
5	29.937	101.7	40.342	93.5	27.139	89.4		1:37.418		10									

82 Lee Penson ( ) — Lotus 51A

lap	Sect-1	Speed	Sect-2	Speed	Sect-3	Speed	TopSpeed	laptime	pit	lap	Sect-1	Speed	Sect-2	Speed	Sect-3	Speed	Topspeed	laptime	pit
1	34.735	94.3	45.260	86.6	28.373	85.1		1:48.368		5	31.798	99.1	43.478	76.6	29.223	85.4		1:44.499	
2	32.682	99.9	43.429	88.7	28.326	85.6		1:44.437		6	31.242	100.0	43.900	87.4	27.930	85.6		1:43.072	
3	31.856	100.3	42.655	88.4	27.850	86.9		1:42.361		7	32.117	90.1	42.968	88.8	27.843	85.8		1:42.928	
4	31.599	100.0	43.561	87.4	28.936	86.3		1:44.096		8	31.626	102.6	42.139	89.4	27.919	86.6		1:41.684	

95 John Hayes ( ) — Merlyn Mk11A

lap	Sect-1	Speed	Sect-2	Speed	Sect-3	Speed	TopSpeed	laptime	pit	lap	Sect-1	Speed	Sect-2	Speed	Sect-3	Speed	Topspeed	laptime	pit
1	30.501	102.5	39.799	89.1	26.827	85.4		1:37.127		6	29.439	102.8	38.803	92.6	27.745	86.8		1:35.987	
2	29.495	103.6	39.369	92.8	26.300	86.0		1:35.164		7	29.110	102.9	38.573	92.9	26.655	87.0		1:34.338	
3	29.229	104.2	38.765	92.6	26.624	86.1		1:34.618		8	29.297	102.8	38.622	92.6	26.655	86.9		1:34.574	
4	30.105	103.9	39.303	92.3	26.707	83.7		1:36.115		9	29.279	102.8	39.134	91.6	26.961	85.7		1:35.374	
5	29.397	103.1	39.326	93.5	26.659	86.6		1:35.382		10									

97 Robert Tusting ( ) — Lola T200

lap	Sect-1	Speed	Sect-2	Speed	Sect-3	Speed	TopSpeed	laptime	pit	lap	Sect-1	Speed	Sect-2	Speed	Sect-3	Speed	Topspeed	laptime	pit
1	29.172	104.2	38.367	95.5	25.536	88.8		1:33.075		6	29.060	108.8	38.463	95.6	25.769	91.2		1:33.292	
2	28.698	105.0	38.963	94.8	25.640	88.9		1:33.301		7	29.781	105.8	38.047	96.6	41.601	89.2		1:49.429	
3	28.738	107.4	38.118	95.6	25.910	89.0		1:32.766		8	29.252	104.7	40.446	95.1	27.795	89.6		1:37.493	
4	28.811	105.5	38.139	96.0	25.639	89.7		1:32.589		9	28.966	104.5	38.140	95.6	25.846	89.4		1:32.952	
5	28.903	104.7	38.363	94.9	33.204	89.4		1:40.470		10									

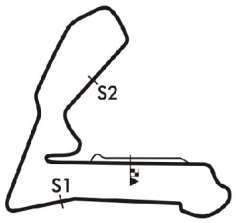

Session Start: 10:10:32 - Finish: 10:25:33
Weather/Track Conditions: Sun/Dry
Circuit: Croft
Track Length: 3.380 Km - 2.1002 miles

"Croft Nostalgia Weekend" Historic Race Meeting - 6 - 7 Aug 2016

HSCC Historic Formula Ford Championship in association with Avon Tyres

Qualifying 1 - Best Sector Times

			Sector 1			Sector 2			Sector 3					
POS	NO	DRIVER/S	TIME	LAP	POS	TIME	LAP	POS	TIME	LAP	POS	IDEAL LAP	BEST LAP	On
1	43	Callum Grant	28.019	9	1	37.539	8	1	25.415	1	2	1:30.973	**1:31.211**	**2**
2	64	Benjamin Tusting	28.167	7	2	37.633	4	2	25.583	2	4	1:31.383	**1:31.687**	**7**
3	48	Benn Tilley	28.363	2	3	38.085	9	5	25.331	2	1	1:31.779	**1:31.808**	**2**
4	97	Robert Tusting	28.698	2	5	38.047	7	3	25.536	1	3	1:32.281	**1:32.589**	**4**
5	38	Pertti Kiiveri	28.816	8	7	38.068	9	4	25.737	9	5	1:32.621	**1:32.785**	**9**
6	57	David Wild	28.668	4	4	38.430	5	8	25.918	9	7	1:33.016	**1:33.261**	**5**
7	60	James Buckton	28.738	2	6	38.282	1	6	26.099	2	8	1:33.119	**1:33.378**	**2**
8	21	Ross Drybrough	28.918	9	8	38.347	8	7	25.870	2	6	1:33.135	**1:33.878**	**9**
9	95	John Hayes	29.110	7	10	38.573	7	9	26.300	2	10	1:33.983	**1:34.338**	**7**
10	73	Edward Thurston	28.923	6	9	38.954	7	10	26.313	4	11	1:34.190	**1:34.732**	**5**
11	20	Kevin Stanzl	29.554	9	13	38.976	4	11	26.418	4	12	1:34.948	**1:35.397**	**9**
12	66	Andrew Wiggins	29.419	9	12	39.399	9	14	26.604	9	14	1:35.422	**1:35.422**	**9**
13	54	Alex Meek	29.341	6	11	39.125	6	13	26.166	5	9	1:34.632	**1:35.431**	**7**
14	42	Cormac Flanagan	29.755	3	14	38.993	6	12	26.864	4	16	1:35.612	**1:35.862**	**6**
15	81	James Lovett	29.917	6	15	40.294	2	16	26.860	2	15	1:37.071	**1:37.418**	**5**
16	28	Michael Wales	30.512	5	16	40.176	4	15	26.563	3	13	1:37.251	**1:37.623**	**4**
17	51	Rob Thorpe	31.101	4	17	41.712	7	18	27.360	7	17	1:40.173	**1:40.229**	**7**
18	45	Terry Durdin	31.659	5	19	40.972	5	17	27.557	8	18	1:40.188	**1:40.611**	**5**
19	82	Lee Penson	31.242	6	18	42.139	8	19	27.843	7	19	1:41.224	**1:41.684**	**8**
20	39	Michael Richings	32.210	7	20	43.002	5	20	28.140	2	20	1:43.352	**1:43.549**	**2**
21	59	Leslie Beards	34.173	4	21	47.611	4	21	29.779	7	21	1:51.563	**1:52.439**	**4**

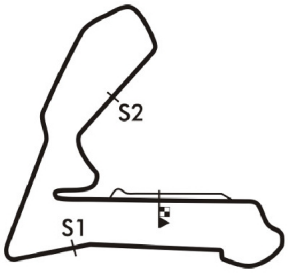

Session Start: 10:10:32 - Finish: 10:25:33
Weather/Track Conditions: Sun/Dry
Circuit: Croft
Track Length: 3.380 Km - 2.1002 miles

"Croft Nostalgia Weekend" Historic Race Meeting - 6 - 7 Aug 2016

HSCC Historic Formula Ford Championship in association with Avon Tyres

Qualifying 1 - Best Sector Speeds

	NO	SECTOR 1	MPH	NO	SECTOR 2	MPH	NO	SECTOR 3	MPH
1	60	James Buckton	113.2	48	Benn Tilley	97.5	48	Benn Tilley	91.8
2	38	Pertti Kiiveri	110.0	64	Benjamin Tusting	97.1	97	Robert Tusting	91.2
3	64	Benjamin Tusting	109.5	38	Pertti Kiiveri	96.8	64	Benjamin Tusting	91.1
4	48	Benn Tilley	108.9	43	Callum Grant	96.8	21	Ross Drybrough	90.9
5	97	Robert Tusting	108.8	97	Robert Tusting	96.6	43	Callum Grant	90.9
6	21	Ross Drybrough	108.1	21	Ross Drybrough	96.3	38	Pertti Kiiveri	90.8
7	43	Callum Grant	107.7	73	Edward Thurston	95.7	57	David Wild	90.7
8	57	David Wild	107.5	20	Kevin Stanzl	95.5	20	Kevin Stanzl	90.6
9	20	Kevin Stanzl	106.2	60	James Buckton	95.3	81	James Lovett	90.3
10	42	Cormac Flanagan	106.0	66	Andrew Wiggins	95.2	60	James Buckton	90.0
11	66	Andrew Wiggins	105.5	57	David Wild	94.9	73	Edward Thurston	89.8
12	73	Edward Thurston	105.2	42	Cormac Flanagan	94.7	66	Andrew Wiggins	89.7
13	95	John Hayes	104.2	81	James Lovett	94.0	42	Cormac Flanagan	89.6
14	54	Alex Meek	103.4	95	John Hayes	93.5	54	Alex Meek	88.0
15	81	James Lovett	102.6	54	Alex Meek	93.2	28	Michael Wales	87.6
16	82	Lee Penson	102.6	45	Terry Durdin	92.3	95	John Hayes	87.0
17	28	Michael Wales	102.3	28	Michael Wales	91.9	51	Rob Thorpe	86.9
18	51	Rob Thorpe	100.8	51	Rob Thorpe	90.7	82	Lee Penson	86.9
19	59	Leslie Beards	99.6	39	Michael Richings	90.1	39	Michael Richings	86.0
20	39	Michael Richings	98.5	82	Lee Penson	89.4	45	Terry Durdin	85.3
21	45	Terry Durdin	97.4	59	Leslie Beards	85.5	59	Leslie Beards	83.9

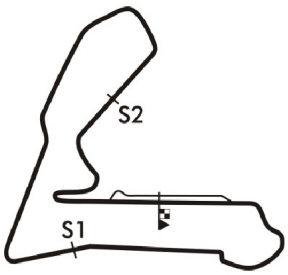

Session Start: 10:10:32 - Finish: 10:25:33
Weather/Track Conditions: Sun/Dry
Circuit: Croft
Track Length: 3.380 Km - 2.1002 miles

"Croft Nostalgia Weekend" Historic Race Meeting - 6 - 7 Aug 2016

HSCC/FJHRA Silverline Historic Formula Junior

Qualifying for Race 5 - Classification

Sheet No:

POS	NO	DRIVER/S	CLASS	CLASS POS	CAR MAKE / MODEL	TIME	ON	LAPS	GAP	DIFF	MPH
1	91	Jonathon Hughes	E1	1	Brabham BT6	1:33.788	8	9			80.62
2	166	Cameron Jackson	E1	2	Brabham BT2	1:35.305	4	9	1.517	1.517	79.33
3	82	Andrew Garside	E1	3	Lotus 20/22	1:38.168	8	8	4.380	2.863	77.02
4	73	Peter Anstiss	E1	4	Lotus 20/22	1:38.576	2	8	4.788	0.408	76.70
5	86	Steve Brett Jones	E1	5	Cooper T67	1:39.299	4	8	5.511	0.723	76.14
6	75	Alex Morton	E1	6	Lightning Envoyette	1:40.003	7	8	6.215	0.704	75.61
7	66	Peter Morton	D2	1	Ausper T3	1:40.066	2	8	6.278	0.063	75.56
8	48	Jim Blockley	D2	2	Caravelle Mk2	1:40.415	6	8	6.627	0.349	75.30
9	76	John Rees	E1	7	Lotus 22	1:42.223	4	8	8.435	1.808	73.96
10	59	Robin Longdon	E1	8	Lola Mk5A	1:42.387	4	8	8.599	0.164	73.85
11	98	Christopher Merrick	E1	9	Cooper T59	1:43.139	5	8	9.351	0.752	73.31
12	83	Jonathan Fyda	D2	3	U2 Mk3	1:43.192	6	8	9.404	0.053	73.27
13	14	Crispian Besley	C2	1	Cooper T56	1:43.532	7	7	9.744	0.340	73.03
14	77	Richard Nitschke	E1	10	Elfin Catalina	1:43.540	7	7	9.752	0.008	73.02
15	46	Chris Alford	C2	2	Elva 200	1:44.319	5	7	10.531	0.779	72.48
16	38	Gil Duffy	C2	3	Kieft FJ	1:45.542	7	8	11.754	1.223	71.64
17	29	Bill Grimshaw	B2	1	Moorland Mk1	1:47.105	5	6	13.317	1.563	70.59
18	35	Andy Harrison	C2	4	Envoy Ford	1:47.147	7	7	13.359	0.042	70.57
19	40	Chris Wilks	C2	5	Deep Sanderson DS104	1:47.602	5	7	13.814	0.455	70.27
20	81	Stephen Futter	D2	4	Lotus 20	1:49.147	3	7	15.359	1.545	69.27
21	20	John Sykes	B2	2	Merlyn Mk2	1:50.207	4	7	16.419	1.060	68.61
22	4	Graham Barron	B1	1	Gemini Mk2	1:50.273	3	7	16.485	0.066	68.56
23	130	Nigel Russell	B2	3	FMZ FJ	1:50.820	7	7	17.032	0.547	68.23
24	171	Andrew Thorpe	D2	5	Lotus 20	1:51.205	3	7	17.417	0.385	67.99
25	62	Peter Hawkey	D2	6	Lotus 20	1:51.623	4	7	17.835	0.418	67.74
26	56	Vernon Williamson	E1	11	Ausper T4	1:53.148	4	7	19.360	1.525	66.82
27	30	Roger Skipp	C2	6	Emeryson FJ	1:53.322	2	7	19.534	0.174	66.72
28	49	Martin McHugh	D2	7	North Star Mk1	1:55.350	3	7	21.562	2.028	65.55
29	9	Anthony Olissoff	B1	2	Elfin Mk1	1:57.771	1	4	23.983	2.421	64.20
30	140	Michael Ashley-Brown	C2	7	Britannia	1:59.348	4	5	25.560	1.577	63.35
31	39	Simon Durling	C1	1	Lotus 18			1			0.00

Car 49 requires a working transponder - Regulation Q.12.2.1 refers.
A 30 second penalty will be applied if not working in the race.

Session Start: 10:36:07 - Finish: 10:51:08
Weather/Track Conditions: Sun/Dry
Circuit: Croft
Track Length: 3.380 Km - 2.1002 miles

These results are provisional until the conclusion of any judicial and technical matters.

Clerk of the Course:	Timekeeper:	Issued at:
Julian Floyd	Nick Palmer	

MST

Printed : 06-08-2016 - 10:53

Full results available at www.mstworld.com. Email: timing@mstworld.com

"Croft Nostalgia Weekend" Historic Race Meeting - 6 - 7 Aug 2016

HSCC/FJHRA Silverline Historic Formula Junior

Qualifying for Race 5 - Sector Analysis

4 Graham Barron (B1) — Gemini Mk2

lap	Sect-1	Speed	Sect-2	Speed	Sect-3	Speed	TopSpeed	laptime	pit
1	37.994	89.6	46.814	81.7	29.683	80.1		1:54.491	
2	34.963	92.8	47.024	81.2	29.907	79.7		1:51.894	
3	34.807	91.3	45.663	80.9	29.803	78.6		1:50.273	
4	34.864	90.8	47.109	82.1	29.778	77.9		1:51.751	
5	35.929	89.5	46.564	76.3	31.162	76.9		1:53.655	
6	35.011	91.1	45.997	80.7	30.603	77.9		1:51.611	
7	35.638	90.7	45.964	80.6	30.145	77.0		1:51.747	
8									

9 Anthony Olissoff (B1) — Elfin Mk1

lap	Sect-1	Speed	Sect-2	Speed	Sect-3	Speed	TopSpeed	laptime	pit
1	37.428	86.1	48.870	81.9	31.473	61.3		1:57.771	
2	40.284	79.2	50.629	76.1	33.548	55.3		2:04.461	
3	40.778	92.1	45.894	83.2	34.455	62.9		2:01.127	
4	35.290	91.4	45.660	83.2	44.247	18.5		2:05.197	

14 Crispian Besley (C2) — Cooper T56

lap	Sect-1	Speed	Sect-2	Speed	Sect-3	Speed	TopSpeed	laptime	pit
1	32.707	99.4	44.979	86.8	28.569	86.8		1:46.255	
2	32.484	98.7	43.360	89.4	31.727	87.8		1:47.571	
3	32.182	101.5	43.340	90.1	29.024	87.6		1:44.546	
4	32.396	102.3	44.149	89.6	28.696	87.3		1:45.241	
5	32.378	98.5	42.689	93.7	29.214	86.9		1:44.281	
6	32.269	98.8	42.884	88.0	28.647	86.0		1:43.800	
7	32.124	98.8	42.978	89.0	28.430	88.8		1:43.532	
8									

20 John Sykes (B2) — Merlyn Mk2

lap	Sect-1	Speed	Sect-2	Speed	Sect-3	Speed	TopSpeed	laptime	pit
1	36.206	87.4	48.958	70.5	32.925	68.8		1:58.089	
2	39.060	92.1	49.743	79.3	32.797	81.2		2:01.600	
3	36.249	91.4	46.950	81.5	31.843	77.8		1:55.042	
4	35.200	90.2	45.751	85.4	29.256	84.6		1:50.207	
5	33.896	90.3	53.241	74.1	32.157	76.4		1:59.294	
6	35.594	90.2	46.939	77.0	31.819	77.4		1:54.352	
7	36.202	93.9	46.639	84.5	31.584	76.3		1:54.425	
8									

29 Bill Grimshaw (B2) — Moorland Mk1

lap	Sect-1	Speed	Sect-2	Speed	Sect-3	Speed	TopSpeed	laptime	pit
1	37.969	88.7	45.781	84.8	28.837	81.0		1:52.587	
2	35.818	94.7	57.278	83.8	29.541	80.5		2:02.637	
3	32.902	93.9	48.000	78.2	33.535	80.2		1:54.437	
4	35.095	81.0	47.077	72.6	31.507	79.2		1:53.679	
5	33.227	94.8	44.428	81.9	29.450	79.6		1:47.105	
6	36.404	85.2	50.763	68.3				1:57.998	

30 Roger Skipp (C2) — Emeryson FJ

lap	Sect-1	Speed	Sect-2	Speed	Sect-3	Speed	TopSpeed	laptime	pit
1	37.259	89.0	46.287	83.5	32.549	80.9		1:56.095	
2	34.532	93.6	48.537	78.2	30.253	81.7		1:53.322	
3	34.555	92.6	47.868	78.4	30.901	74.7		1:53.324	
4	34.917	92.4	47.691	76.9	31.199	80.8		1:53.807	
5	39.501	85.9	48.624	80.2	30.325	76.4		1:58.450	
6	38.328	88.4	48.497	76.3	30.476	78.8		1:57.301	
7	35.627	90.7	47.324	77.8	31.763	69.5		1:54.714	
8									

35 Andy Harrison (C2) — Envoy Ford

lap	Sect-1	Speed	Sect-2	Speed	Sect-3	Speed	TopSpeed	laptime	pit
1	38.043	86.9	45.546	86.1	30.168	84.5		1:53.757	
2	34.500	95.7	44.283	86.6	30.116	82.6		1:48.899	
3	33.425	96.0	44.101	85.1	30.246	83.8		1:47.772	
4	33.743	92.7	45.447	86.0	30.581	81.1		1:49.771	
5	33.188	94.4	44.726	84.8	30.209	81.4		1:48.123	
6	33.595	94.9	43.794	86.3	30.425	82.8		1:47.814	
7	33.100	95.5	43.966	86.0	30.081	82.5		1:47.147	
8									

38 Gil Duffy (C2) — Kieft FJ

lap	Sect-1	Speed	Sect-2	Speed	Sect-3	Speed	TopSpeed	laptime	pit
1	33.944	95.2	45.835	81.2	30.447	87.0		1:50.226	
2	33.446	95.6	43.938	86.5	29.607	89.0		1:46.991	
3	32.968	97.1	43.792	86.3	30.107	88.5		1:46.867	
4	33.303	99.1	43.446	88.8	30.022	86.8		1:46.771	
5	32.990	101.2	42.991	90.4	29.713	87.8		1:45.694	
6	32.531	101.8	44.163	87.3	30.026	89.6		1:46.720	
7	31.854	101.8	43.864	86.4	29.824	89.6		1:45.542	
8	32.885	95.7	44.766	87.2	29.829	89.0		1:47.480	

39 Simon Durling (C1) — Lotus 18

lap	Sect-1	Speed	Sect-2	Speed	Sect-3	Speed	TopSpeed	laptime	pit
1	53.931	55.7	1:15.208	48.0				2:52.528	
2									

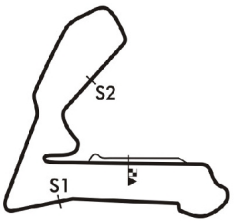

Session Start: 10:36:07 - Finish: 10:51:08
Weather/Track Conditions: Sun/Dry
Circuit: Croft
Track Length: 3.380 Km - 2.1002 miles

"Croft Nostalgia Weekend" Historic Race Meeting - 6 - 7 Aug 2016

HSCC/FJHRA Silverline Historic Formula Junior

Qualifying for Race 5 - Sector Analysis

40 Chris Wilks (C2) — Deep Sanderson DS104

lap	Sect-1	Speed	Sect-2	Speed	Sect-3	Speed	TopSpeed	laptime	pit	lap	Sect-1	Speed	Sect-2	Speed	Sect-3	Speed	Topspeed	laptime	pit
1	33.703	95.1	44.566	81.8	29.904	84.5		1:48.173		5	32.889	100.2	44.700	85.5	30.013	84.1		1:47.602	
2	33.435	93.6	44.873	84.0	31.739	84.9		1:50.047		6	33.579	95.7	44.823	79.7	29.841	84.9		1:48.243	
3	33.162	95.2	44.929	81.9	30.406	84.1		1:48.497		7	1:12.671	85.8	45.329	82.8	30.175	74.3		2:28.175	
4	34.033	93.3	47.094	87.5	30.318	84.9		1:51.445		8									

46 Chris Alford (C2) — Elva 200

lap	Sect-1	Speed	Sect-2	Speed	Sect-3	Speed	TopSpeed	laptime	pit	lap	Sect-1	Speed	Sect-2	Speed	Sect-3	Speed	Topspeed	laptime	pit
1	34.192	97.1	44.503	87.7	28.892	86.0		1:47.587		5	32.055	101.8	43.503	86.1	28.761	85.9		1:44.319	
2	33.048	96.6	44.058	87.0	29.249	86.5		1:46.355		6	32.424	98.8	43.242	89.2	29.421	86.8		1:45.087	
3	32.335	99.7	43.613	88.0	29.029	83.4		1:44.977		7	32.313	99.3	43.437	88.5	29.629	84.8		1:45.379	
4	35.672	102.5	45.523	88.5	28.999	86.0		1:50.194		8									

48 Jim Blockley (D2) — Caravelle Mk2

lap	Sect-1	Speed	Sect-2	Speed	Sect-3	Speed	TopSpeed	laptime	pit	lap	Sect-1	Speed	Sect-2	Speed	Sect-3	Speed	Topspeed	laptime	pit
1	32.313	99.1	43.616	91.8	27.897	87.8		1:43.826		5	31.573	99.4	42.078	90.2	28.062	88.2		1:41.713	
2	31.396	102.3	45.758	86.6	28.810	87.6		1:45.964		6	30.878	104.0	41.671	90.6	27.866	89.0		1:40.415	
3	31.417	96.4	41.963	91.6	28.168	86.8		1:41.548		7	31.483	103.6	42.018	90.7	27.796	85.8		1:41.297	
4	35.963	99.7	43.960	91.9	28.026	87.2		1:47.949		8	31.487	100.9	42.798	86.7	28.170	83.5		1:42.455	

49 Martin McHugh (D2) — North Star Mk1

lap	Sect-1	Speed	Sect-2	Speed	Sect-3	Speed	TopSpeed	laptime	pit	lap	Sect-1	Speed	Sect-2	Speed	Sect-3	Speed	Topspeed	laptime	pit
1								1:58.778		5								1:59.879	
2								2:00.720		6								1:58.917	
3								1:55.350		7								2:01.510	
4								1:58.221		8									

56 Vernon Williamson (E1) — Ausper T4

lap	Sect-1	Speed	Sect-2	Speed	Sect-3	Speed	TopSpeed	laptime	pit	lap	Sect-1	Speed	Sect-2	Speed	Sect-3	Speed	Topspeed	laptime	pit
1	37.690	87.5	47.039	72.9	32.118	77.0		1:56.847		5	34.948	90.6	48.566	71.8	33.149	79.9		1:56.663	
2	35.663	86.0	46.560	77.6	32.033	76.4		1:54.256		6	35.369	92.2	51.865	58.8	35.918	75.7		2:03.152	
3	34.964	90.8	48.021	77.4	31.871	75.7		1:54.856		7	38.308	76.3	58.877	43.2				2:12.439	
4	35.054	87.8	46.463	79.0	31.631	79.0		1:53.148		8									

59 Robin Longdon (E1) — Lola Mk5A

lap	Sect-1	Speed	Sect-2	Speed	Sect-3	Speed	TopSpeed	laptime	pit	lap	Sect-1	Speed	Sect-2	Speed	Sect-3	Speed	Topspeed	laptime	pit
1	33.883	100.6	44.357	86.3	28.784	92.1		1:47.024		5	32.626	103.6	42.819	92.2	28.791	90.0		1:44.236	
2	32.674	103.7	43.114	91.1	28.918	92.2		1:44.706		6	31.400	106.0	43.030	90.9	29.426	89.5		1:43.856	
3	32.228	104.4	43.114	90.2	28.561	91.8		1:43.903		7	31.440	106.4	44.792	89.8	28.873	90.6		1:45.105	
4	31.396	104.9	41.899	93.5	29.092	90.8		1:42.387		8	31.799	105.5	42.349	91.8	28.827	93.1		1:42.975	

62 Peter Hawkey (D2) — Lotus 20

lap	Sect-1	Speed	Sect-2	Speed	Sect-3	Speed	TopSpeed	laptime	pit	lap	Sect-1	Speed	Sect-2	Speed	Sect-3	Speed	Topspeed	laptime	pit
1	44.160	90.4	50.303	88.1	30.514	89.6		2:04.977		5	34.450	98.8	49.702	83.8	30.097	87.5		1:54.249	
2	35.000	99.1	54.193	88.1	30.970	67.4		2:00.163		6	37.939	97.0	47.020	89.4	29.524	85.8		1:54.483	
3	35.705	99.6	49.459	85.5	30.994	85.4		1:56.158		7	34.138	98.8	48.859	77.4	30.673	89.4		1:53.670	
4	34.868	89.8	46.869	88.7	29.886	88.1		1:51.623		8									

66 Peter Morton (D2) — Ausper T3

lap	Sect-1	Speed	Sect-2	Speed	Sect-3	Speed	TopSpeed	laptime	pit	lap	Sect-1	Speed	Sect-2	Speed	Sect-3	Speed	Topspeed	laptime	pit
1	32.065	101.7	41.571	94.7	27.516	91.4		1:41.152		5	33.302	96.8	43.747	91.7	28.039	91.2		1:45.088	
2	31.152	105.0	40.939	91.8	27.975	91.8		1:40.066		6	33.143	92.8	45.575	91.9	28.118	93.3		1:46.836	
3	30.749	104.0	42.550	95.6	29.651	92.3		1:42.950		7	33.063	101.8	41.863	94.5	30.718	92.9		1:45.644	
4	30.744	105.5	41.636	94.4	27.925	92.3		1:40.305		8	31.732	104.7	41.575	94.4	27.561	92.9		1:40.868	

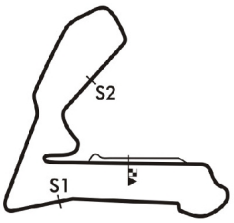

Session Start: 10:36:07 - Finish: 10:51:08
Weather/Track Conditions: Sun/Dry
Circuit: Croft
Track Length: 3.380 Km - 2.1002 miles

"Croft Nostalgia Weekend" Historic Race Meeting - 6 - 7 Aug 2016

HSCC/FJHRA Silverline Historic Formula Junior

Qualifying for Race 5 - Sector Analysis

73 Peter Anstiss (E1) — Lotus 20/22

lap	Sect-1	Speed	Sect-2	Speed	Sect-3	Speed	TopSpeed	laptime	pit	lap	Sect-1	Speed	Sect-2	Speed	Sect-3	Speed	Topspeed	laptime	pit
1	31.328	103.7	41.297	92.7	27.312	89.4		1:39.937		5	31.446	106.5	42.502	94.0	28.666	90.0		1:42.614	
2	30.201	105.8	41.275	93.1	27.100	90.3		1:38.576		6	30.839	105.8	40.782	93.9	28.288	90.1		1:39.909	
3	30.248	106.5	41.580	93.2	27.568	90.7		1:39.396		7	31.320	103.7	42.020	92.1	27.944	89.2		1:41.284	
4	30.894	105.5	42.823	88.4	28.676	90.4		1:42.393		8	32.756	104.0	41.448	91.9	28.040	89.0		1:42.244	

75 Alex Morton (E1) — Lightning Envoyette

lap	Sect-1	Speed	Sect-2	Speed	Sect-3	Speed	TopSpeed	laptime	pit	lap	Sect-1	Speed	Sect-2	Speed	Sect-3	Speed	Topspeed	laptime	pit
1	32.240	95.7	43.361	90.9	28.234	92.4		1:43.835		5	31.212	107.2	41.614	97.1	28.460	92.9		1:41.286	
2	32.217	104.7	41.260	91.3	28.021	91.8		1:41.498		6	32.823	104.0	42.902	93.7	27.651	92.7		1:43.376	
3	31.426	105.4	41.481	93.6	28.160	90.9		1:41.067		7	30.508	108.2	41.466	92.8	28.029	92.3		1:40.003	
4	30.883	106.9	42.432	92.8	28.026	92.3		1:41.341		8	31.807	107.7	40.874	96.0	27.723	92.8		1:40.404	

76 John Rees (E1) — Lotus 22

lap	Sect-1	Speed	Sect-2	Speed	Sect-3	Speed	TopSpeed	laptime	pit	lap	Sect-1	Speed	Sect-2	Speed	Sect-3	Speed	Topspeed	laptime	pit
1	32.956	98.3	44.055	88.4	29.070	86.9		1:46.081		5	32.067	102.9	42.250	90.8	28.104	87.3		1:42.421	
2	32.352	99.4	43.367	88.8	28.359	87.0		1:44.078		6	32.199	99.6	43.274	90.4	28.871	87.6		1:44.344	
3	32.012	100.0	42.325	89.0	28.440	87.6		1:42.777		7	34.516	102.3	42.771	90.7	29.197	87.4		1:46.484	
4	31.269	100.9	42.911	89.8	28.043	88.0		1:42.223		8	32.952	99.7	44.018	90.4	29.224	87.4		1:46.194	

77 Richard Nitschke (E1) — Elfin Catalina

lap	Sect-1	Speed	Sect-2	Speed	Sect-3	Speed	TopSpeed	laptime	pit	lap	Sect-1	Speed	Sect-2	Speed	Sect-3	Speed	Topspeed	laptime	pit
1	33.834	92.4	44.634	89.7	28.943	89.1		1:47.411		5	32.286	100.6	43.251	90.9	28.767	86.3		1:44.304	
2	32.856	99.6	48.393	84.9	32.159	86.0		1:53.408		6	32.031	104.7	43.213	90.9	28.792	86.7		1:44.036	
3	32.633	93.7	43.542	89.8	29.637	88.0		1:45.812		7	31.796	104.5	43.075	90.3	28.669	81.7		1:43.540	
4	32.318	101.8	46.778	88.8	28.839	86.5		1:47.935		8									

81 Stephen Futter (D2) — Lotus 20

lap	Sect-1	Speed	Sect-2	Speed	Sect-3	Speed	TopSpeed	laptime	pit	lap	Sect-1	Speed	Sect-2	Speed	Sect-3	Speed	Topspeed	laptime	pit
1	34.774	94.9	45.924	85.8	29.948	81.8		1:50.646		5	33.308	97.5	48.241	84.0	30.806	76.6		1:52.355	
2	34.121	96.3	48.461	83.6	29.612	83.6		1:52.194		6	35.350	92.2	47.272	77.7	31.063	73.1		1:53.685	
3	33.251	96.4	45.135	84.6	30.761	77.0		1:49.147		7	37.134	95.2	52.430	65.4				2:01.610	
4	35.266	93.6	48.314	84.4	30.029	83.2		1:53.609		8									

82 Andrew Garside (E1) — Lotus 20/22

lap	Sect-1	Speed	Sect-2	Speed	Sect-3	Speed	TopSpeed	laptime	pit	lap	Sect-1	Speed	Sect-2	Speed	Sect-3	Speed	Topspeed	laptime	pit
1	30.808	106.2	42.049	95.9	28.106	93.3		1:40.963		5	30.960	107.7	42.666	94.5	28.712	94.1		1:42.338	
2	30.397	108.6	41.369	96.6	27.529	94.8		1:39.295		6	30.777	107.7	40.218	97.0	28.060	91.9		1:39.055	
3	30.261	107.7	41.117	96.0	28.187	94.4		1:39.565		7	30.542	110.0	40.124	96.0	28.211	93.3		1:38.877	
4	31.155	106.9	42.338	91.6	29.196	93.7		1:42.689		8	30.206	109.5	40.474	95.7	27.488	94.5		1:38.168	

83 Jonathan Fyda (D2) — U2 Mk3

lap	Sect-1	Speed	Sect-2	Speed	Sect-3	Speed	TopSpeed	laptime	pit	lap	Sect-1	Speed	Sect-2	Speed	Sect-3	Speed	Topspeed	laptime	pit
1	34.737	97.1	45.551	90.8	29.031	88.0		1:49.319		5	32.054	101.8	43.687	90.6	28.271	89.6		1:44.012	
2	33.502	98.8	44.729	90.4	28.576	88.8		1:46.807		6	32.197	104.0	41.935	91.4	29.060	90.3		1:43.192	
3	32.901	99.6	43.342	89.6	28.486	89.1		1:44.729		7	31.663	103.1	46.392	88.9	28.427	90.1		1:46.482	
4	32.037	100.8	43.294	91.3	28.799	88.5		1:44.130		8	31.661	103.1	42.615	90.6	29.316	89.7		1:43.592	

86 Steve Brett Jones (E1) — Cooper T67

lap	Sect-1	Speed	Sect-2	Speed	Sect-3	Speed	TopSpeed	laptime	pit	lap	Sect-1	Speed	Sect-2	Speed	Sect-3	Speed	Topspeed	laptime	pit
1	32.608	103.2	43.524	92.9	27.741	91.9		1:43.873		5	30.923	107.0	41.521	94.5	29.596	91.7		1:42.040	
2	32.287	104.5	41.321	94.1	28.191	92.8		1:41.799		6	31.625	100.9	43.552	93.7	28.481	92.9		1:43.658	
3	31.895	100.0	42.782	94.5	27.200	92.3		1:41.877		7	31.581	107.0	40.854	94.8	27.649	92.2		1:40.084	
4	30.830	106.4	41.344	94.5	27.125	93.3		1:39.299		8	32.128	105.4	41.311	92.1	28.703	79.5		1:42.142	

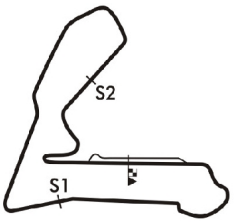

Session Start: 10:36:07 - Finish: 10:51:08
Weather/Track Conditions: Sun/Dry
Circuit: Croft
Track Length: 3.380 Km - 2.1002 miles

"Croft Nostalgia Weekend" Historic Race Meeting - 6 - 7 Aug 2016

HSCC/FJHRA Silverline Historic Formula Junior

Qualifying for Race 5 - Sector Analysis

91 Jonathon Hughes (E1) — Brabham BT6

lap	Sect-1	Speed	Sect-2	Speed	Sect-3	Speed	TopSpeed	laptime	pit
1	29.497	108.2	39.330	94.7	26.897	92.3		1:35.724	
2	28.971	110.0	38.939	96.1	27.087	92.4		1:34.997	
3	29.854	107.7	40.315	95.2	27.174	92.4		1:37.343	
4	28.795	111.3	39.029	95.7	27.799	93.5		1:35.623	
5	28.852	110.6	40.357	97.4	26.712	93.2		1:35.921	
6	29.635	109.1	38.999	97.0	26.650	93.3		1:35.284	
7	29.530	110.2	38.909	94.8	26.966	93.1		1:35.405	
8	28.680	111.3	38.626	97.4	26.482	94.3		1:33.788	
9	32.054	95.2	46.120	74.1				1:48.952	
10									

98 Christopher Merrick (E1) — Cooper T59

lap	Sect-1	Speed	Sect-2	Speed	Sect-3	Speed	TopSpeed	laptime	pit
1	32.959	101.1	43.394	89.4	28.544	84.1		1:44.897	
2	32.633	103.7	42.922	88.9	29.322	86.6		1:44.877	
3	31.947	101.1	43.052	89.0	28.867	86.5		1:43.866	
4	32.108	101.2	44.364	89.2	28.405	87.0		1:44.877	
5	31.996	100.9	42.854	90.3	28.289	86.4		1:43.139	
6	32.887	102.3	43.656	89.8	28.376	86.9		1:44.919	
7	32.748	101.8	45.786	86.4	28.419	87.2		1:46.953	
8	33.130	94.7	43.337	90.0	28.460	87.2		1:44.927	

130 Nigel Russell (B2) — FMZ FJ

lap	Sect-1	Speed	Sect-2	Speed	Sect-3	Speed	TopSpeed	laptime	pit
1	36.263	77.4	47.016	80.0	30.638	82.8		1:53.917	
2	34.438	90.7	48.355	81.4	30.761	82.3		1:53.554	
3	34.226	93.1	46.392	81.4	30.686	82.3		1:51.304	
4	34.456	91.3	46.750	81.0	30.281	81.0		1:51.487	
5	34.047	89.6	47.179	80.4	30.329	79.1		1:51.555	
6	34.554	94.0	48.199	79.1	30.811	81.4		1:53.564	
7	33.944	92.7	46.183	81.3	30.693	78.2		1:50.820	
8									

140 Michael Ashley-Brown (C2) — Britannia

lap	Sect-1	Speed	Sect-2	Speed	Sect-3	Speed	TopSpeed	laptime	pit
1	41.299	78.4	54.512	73.7	37.294	65.0		2:13.105	
2	40.114	80.2	52.178	79.0	33.826	82.6		2:06.118	
3	36.592	88.0	50.187	75.7	32.998	82.8		1:59.777	
4	36.771	85.7	49.803	74.9	32.774	83.9		1:59.348	
5	37.871	90.7	50.691	77.7				2:00.062	
6									

166 Cameron Jackson (E1) — Brabham BT2

lap	Sect-1	Speed	Sect-2	Speed	Sect-3	Speed	TopSpeed	laptime	pit
1	29.672	107.2	38.958	94.7	28.084	90.7		1:36.714	
2	29.252	108.9	39.396	95.1	27.007	94.1		1:35.655	
3	29.821	109.3	42.301	94.8	27.006	94.5		1:39.128	
4	29.166	110.2	38.828	95.9	27.311	93.7		1:35.305	
5	29.676	109.3	41.467	90.8	27.492	93.2		1:38.635	
6	29.037	111.7	39.787	93.6	27.761	94.1		1:36.585	
7	29.540	107.0	42.329	79.3	29.159	94.1		1:41.028	
8	29.130	110.0	38.960	95.7	27.450	94.0		1:35.540	
9	29.402	108.6	40.287	74.8				1:37.119	
10									

171 Andrew Thorpe (D2) — Lotus 20

lap	Sect-1	Speed	Sect-2	Speed	Sect-3	Speed	TopSpeed	laptime	pit
1	37.472	87.0	49.342	85.4	30.097	88.0		1:56.911	
2	35.288	100.6	48.409	87.7	30.543	88.5		1:54.240	
3	34.954	98.5	46.018	90.0	30.233	88.8		1:51.205	
4	35.978	99.6	46.663	88.9	29.976	89.0		1:52.617	
5	35.499	86.6	51.257	72.2	32.726	87.4		1:59.482	
6	34.862	97.5	48.867	81.4	30.581	87.2		1:54.310	
7	36.731	100.5	46.934	88.5				1:56.221	
8									

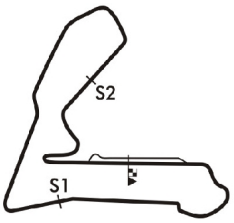

Session Start: 10:36:07 - Finish: 10:51:08
Weather/Track Conditions: Sun/Dry
Circuit: Croft
Track Length: 3.380 Km - 2.1002 miles

"Croft Nostalgia Weekend" Historic Race Meeting - 6 - 7 Aug 2016

HSCC/FJHRA Silverline Historic Formula Junior

Qualifying for Race 5 - Best Sector Times

			Sector 1			Sector 2			Sector 3					
POS	NO	DRIVER/S	TIME	LAP	POS	TIME	LAP	POS	TIME	LAP	POS	IDEAL LAP	BEST LAP	On
1	91	Jonathon Hughes	28.680	8	1	38.626	8	1	26.482	8	1	1:33.788	**1:33.788**	**8**
2	166	Cameron Jackson	29.037	6	2	38.828	4	2	27.006	3	2	1:34.871	**1:35.305**	**4**
3	82	Andrew Garside	30.206	8	4	40.124	7	3	27.488	8	5	1:37.818	**1:38.168**	**8**
4	73	Peter Anstiss	30.201	2	3	40.782	6	4	27.100	2	3	1:38.083	**1:38.576**	**2**
5	86	Steve Brett Jones	30.830	4	7	40.854	7	5	27.125	4	4	1:38.809	**1:39.299**	**4**
6	75	Alex Morton	30.508	7	5	40.874	8	6	27.651	6	7	1:39.033	**1:40.003**	**7**
7	66	Peter Morton	30.744	4	6	40.939	2	7	27.516	1	6	1:39.199	**1:40.066**	**2**
8	48	Jim Blockley	30.878	6	8	41.671	6	8	27.796	7	8	1:40.345	**1:40.415**	**6**
9	76	John Rees	31.269	4	9	42.250	5	11	28.043	4	9	1:41.562	**1:42.223**	**4**
10	59	Robin Longdon	31.396	4	10	41.899	4	9	28.561	3	13	1:41.856	**1:42.387**	**4**
11	98	Christopher Merrick	31.947	3	14	42.854	5	13	28.289	5	11	1:43.090	**1:43.139**	**5**
12	83	Jonathan Fyda	31.661	8	11	41.935	6	10	28.271	5	10	1:41.867	**1:43.192**	**6**
13	14	Crispian Besley	32.124	7	16	42.689	5	12	28.430	7	12	1:43.243	**1:43.532**	**7**
14	77	Richard Nitschke	31.796	7	12	43.075	7	15	28.669	7	14	1:43.540	**1:43.540**	**7**
15	46	Chris Alford	32.055	5	15	43.242	6	16	28.761	5	15	1:44.058	**1:44.319**	**5**
16	38	Gil Duffy	31.854	7	13	42.991	5	14	29.607	2	19	1:44.452	**1:45.542**	**7**
17	29	Bill Grimshaw	32.902	3	18	44.428	5	18	28.837	1	16	1:46.167	**1:47.105**	**5**
18	35	Andy Harrison	33.100	7	19	43.794	6	17	30.081	7	24	1:46.975	**1:47.147**	**7**
19	40	Chris Wilks	32.889	5	17	44.566	1	19	29.841	6	22	1:47.296	**1:47.602**	**5**
20	81	Stephen Futter	33.251	3	20	45.135	3	20	29.612	2	20	1:47.998	**1:49.147**	**3**
21	20	John Sykes	33.896	5	21	45.751	4	23	29.256	4	17	1:48.903	**1:50.207**	**4**
22	4	Graham Barron	34.807	3	25	45.663	3	22	29.683	1	21	1:50.153	**1:50.273**	**3**
23	130	Nigel Russell	33.944	7	22	46.183	7	25	30.281	4	26	1:50.408	**1:50.820**	**7**
24	171	Andrew Thorpe	34.862	6	26	46.018	3	24	29.976	4	23	1:50.856	**1:51.205**	**3**
25	62	Peter Hawkey	34.138	7	23	46.869	4	28	29.524	6	18	1:50.531	**1:51.623**	**4**
26	56	Vernon Williamson	34.948	5	27	46.463	4	27	31.631	4	28	1:53.042	**1:53.148**	**4**
27	30	Roger Skipp	34.532	2	24	46.287	1	26	30.253	2	25	1:51.072	**1:53.322**	**2**
28	49	Martin McHugh											**1:55.350**	**3**
29	9	Anthony Olissoff	35.290	4	28	45.660	4	21	31.473	1	27	1:52.423	**1:57.771**	**1**
30	140	Michael Ashley-Brown	36.592	3	29	49.803	4	29	32.774	4	29	1:59.169	**1:59.348**	**4**
31	39	Simon Durling	53.931	1	30	1:15.208	1	30	39.933	0	30	2:49.072		

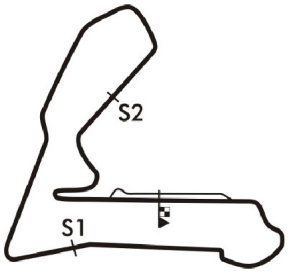

Session Start: 10:36:07 - Finish: 10:51:08
Weather/Track Conditions: Sun/Dry
Circuit: Croft
Track Length: 3.380 Km - 2.1002 miles

"Croft Nostalgia Weekend" Historic Race Meeting - 6 - 7 Aug 2016

HSCC/FJHRA Silverline Historic Formula Junior

Qualifying for Race 5 - Best Sector Speeds

	NO	SECTOR 1	MPH	NO	SECTOR 2	MPH	NO	SECTOR 3	MPH
1	166	Cameron Jackson	111.7	91	Jonathon Hughes	97.4	82	Andrew Garside	94.8
2	91	Jonathon Hughes	111.3	75	Alex Morton	97.1	166	Cameron Jackson	94.5
3	82	Andrew Garside	110.0	82	Andrew Garside	97.0	91	Jonathon Hughes	94.3
4	75	Alex Morton	108.2	166	Cameron Jackson	95.9	66	Peter Morton	93.3
5	86	Steve Brett Jones	107.0	66	Peter Morton	95.6	86	Steve Brett Jones	93.3
6	73	Peter Anstiss	106.5	86	Steve Brett Jones	94.8	59	Robin Longdon	93.1
7	59	Robin Longdon	106.4	73	Peter Anstiss	94.0	75	Alex Morton	92.9
8	66	Peter Morton	105.5	14	Crispian Besley	93.7	73	Peter Anstiss	90.7
9	77	Richard Nitschke	104.7	59	Robin Longdon	93.5	83	Jonathan Fyda	90.3
10	48	Jim Blockley	104.0	48	Jim Blockley	91.9	38	Gil Duffy	89.6
11	83	Jonathan Fyda	104.0	83	Jonathan Fyda	91.4	62	Peter Hawkey	89.6
12	98	Christopher Merrick	103.7	77	Richard Nitschke	90.9	77	Richard Nitschke	89.1
13	76	John Rees	102.9	76	John Rees	90.8	48	Jim Blockley	89.0
14	46	Chris Alford	102.5	38	Gil Duffy	90.4	171	Andrew Thorpe	89.0
15	14	Crispian Besley	102.3	98	Christopher Merrick	90.3	14	Crispian Besley	88.8
16	38	Gil Duffy	101.8	171	Andrew Thorpe	90.0	76	John Rees	88.0
17	171	Andrew Thorpe	100.6	62	Peter Hawkey	89.4	98	Christopher Merrick	87.2
18	40	Chris Wilks	100.2	46	Chris Alford	89.2	46	Chris Alford	86.8
19	62	Peter Hawkey	99.6	40	Chris Wilks	87.5	40	Chris Wilks	84.9
20	81	Stephen Futter	97.5	35	Andy Harrison	86.6	20	John Sykes	84.6
21	35	Andy Harrison	96.0	81	Stephen Futter	85.8	35	Andy Harrison	84.5
22	29	Bill Grimshaw	94.8	20	John Sykes	85.4	140	Michael Ashley-Brown	83.9
23	130	Nigel Russell	94.0	29	Bill Grimshaw	84.8	81	Stephen Futter	83.6
24	20	John Sykes	93.9	30	Roger Skipp	83.5	130	Nigel Russell	82.8
25	30	Roger Skipp	93.6	9	Anthony Olissoff	83.2	30	Roger Skipp	81.7
26	4	Graham Barron	92.8	4	Graham Barron	82.1	29	Bill Grimshaw	81.0
27	56	Vernon Williamson	92.2	130	Nigel Russell	81.4	4	Graham Barron	80.1
28	9	Anthony Olissoff	92.1	39	Simon Durling	79.1	56	Vernon Williamson	79.9
29	140	Michael Ashley-Brown	90.7	56	Vernon Williamson	79.0	9	Anthony Olissoff	73.8
30	39	Simon Durling	70.8	140	Michael Ashley-Brown	79.0	39	Simon Durling	44.5
31	49	Martin McHugh	0.0	49	Martin McHugh	0.0	49	Martin McHugh	0.0

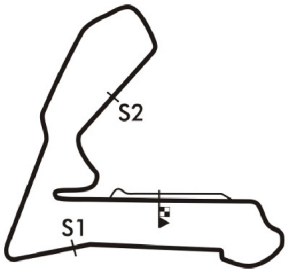

Session Start: 10:36:07 - Finish: 10:51:08
Weather/Track Conditions: Sun/Dry
Circuit: Croft
Track Length: 3.380 Km - 2.1002 miles

"Croft Nostalgia Weekend" Historic Race Meeting - 6 - 7 Aug 2016

HSCC/FJHRA Silverline Historic Formula Junior

Race 5 - Starting Grid - Amended

Sheet No:

Start Time : 15:15 - Heat Duration : 20 Minutes

ROW					
16	31	56	Tom Smith		
15	29	140	Michael Ashley-Brown	30	39 Simon Durling
14	27	49	Martin McHugh	28	9 Anthony Olissoff
13	25	62	Peter Hawkey	26	30 Roger Skipp
12	23	130	Nigel Russell	24	171 Andrew Thorpe
11	21	20	John Sykes	22	4 Graham Barron
10	19	40	Chris Wilks	20	81 Stephen Futter
9	17	29	Bill Grimshaw	18	35 Andy Harrison
8	15	46	Chris Alford	16	38 Gil Duffy
7	13	14	Crispian Besley	14	77 Richard Nitschke
6	11	98	Christopher Merrick	12	83 Jonathan Fyda
5	9	76	John Rees	10	59 Robin Longdon
4	7	66	Peter Morton	8	48 Jim Blockley
3	5	86	Steve Brett Jones	6	75 Alex Morton
2	3	82	Andrew Garside	4	73 Peter Anstiss
1	1	91	Jonathon Hughes	2	166 Cameron Jackson

Pole Right

Car 39 allowed to start. Car 56 to start from back of grid - change of driver.

Circuit: Croft

Track Length: 3.380 Km - 2.1002 miles

These results are provisional until the conclusion of any judicial and technical matters.

Clerk of the Course:	Timekeeper:	Issued at:
Julian Floyd	Nick Palmer	

MST

Printed : 06-08-2016 - 13:18

Full results available at www.mstworld.com. Email: timing@mstworld.com

"Croft Nostalgia Weekend" Historic Race Meeting - 6 - 7 Aug 2016

Guards Trophy supported by Dunlop Tyres

Qualifying for Race 6 - Classification

Sheet No:

POS	NO	DRIVER/S	CLASS	CLASS POS	CAR MAKE / MODEL	TIME	ON	LAPS	GAP	DIFF	MPH
1	42	Hugh Colman	SRD	1	Chevron B8	1:34.834	10	13			79.73
2	6	Thompson-McClurg	SRD	2	Chevron B6	1:34.911	9	12	0.077	0.077	79.66
3	32	Allison-Thompson	SRD	3	Chevron B8	1:34.987	12	13	0.153	0.076	79.60
4	33	Jon Waggitt	SRE	1	Lenham P69	1:35.476	3	8	0.642	0.489	79.19
5	16	Phillip Nelson	SRD	4	Chevron B8	1:35.686	10	13	0.852	0.210	79.02
6	77	Brooks-Brooks	SRB	1	Merlyn Mk6	1:36.076	3	14	1.242	0.390	78.70
7	1	Gardiner-Cox	D	1	TVR Griffith	1:36.289	8	9	1.455	0.213	78.52
8	26	John Davison	A	1	Lotus Elan 26R	1:36.963	2	6	2.129	0.674	77.98
9	41	Brian Casey	SRE	2	Lenham P69	1:38.736	8	12	3.902	1.773	76.58
10	10	Stuart Tizzard	SRB	2	Lotus 23B	1:38.865	8	9	4.031	0.129	76.48
11	23	Darren Wilson	SRB	3	Lotus 23A	1:39.498	5	8	4.664	0.633	75.99
12	30	Halstead-McPherson	A	2	Lotus Elan S2	1:39.666	9	13	4.832	0.168	75.86
13	21	Russell-Russell	A	3	Lotus Elan 26R	1:40.024	4	9	5.190	0.358	75.59
14	155	Alistair Dyson	C	1	Jaguar E-type	1:40.295	5	14	5.461	0.271	75.39
15	67	Andrew Smith	A	4	Marcos 1800 GT	1:41.289	8	9	6.455	0.994	74.65
16	17	Gate-Coyne	C	2	Jaguar E-type	1:41.712	6	12	6.878	0.423	74.34
17	19	Nick Pancisi	B1	1	Lotus Elan S1 GTS	1:41.757	6	13	6.923	0.045	74.30
18	50	Brooks-Brooks	A	5	Lotus Elan	1:42.782	10	13	7.948	1.025	73.56
19	43	Craig Jones	SRC	1	Elva Elva Mk7S	1:42.904	4	12	8.070	0.122	73.47
20	105	Ian Kilpatrick	SRE	3	Ginetta G12	1:45.255	4	11	10.421	2.351	71.83
21	64	Martin Richardson	B	1	MGB	1:46.098	6	13	11.264	0.843	71.26
22	94	Andrew Bentley	B	2	MGB	1:46.169	4	13	11.335	0.071	71.22
23	75	Brian Robinson	B	3	MGB	1:47.228	10	12	12.394	1.059	70.51
24	73	Michael Lillywhite	B	4	MGB	1:51.156	11	12	16.322	3.928	68.02

Session Start: 11:01:55 - Finish: 11:26:56
Weather/Track Conditions: Sun/Dry
Circuit: Croft
Track Length: 3.380 Km - 2.1002 miles

These results are provisional until the conclusion of any judicial and technical matters.

Clerk of the Course:	Timekeeper:	Issued at:
Julian Floyd	Nick Palmer	

MST

Printed : 06-08-2016 - 11:28

Full results available at www.mstworld.com. Email: timing@mstworld.com

"Croft Nostalgia Weekend" Historic Race Meeting - 6 - 7 Aug 2016

Guards Trophy supported by Dunlop Tyres

Qualifying for Race 6 - Sector Analysis

1 Gardiner-Cox (D) — TVR Griffith

lap	Sect-1	Speed	Sect-2	Speed	Sect-3	Speed	TopSpeed	laptime	pit
1	30.107	120.9	40.711	100.5	27.545	104.2		1:38.363	
2	29.474	121.4	40.391	101.7	28.044	103.2		1:37.909	
3	29.213	121.6	40.249	101.7	27.522	104.5		1:36.984	
4	36.543	80.3	46.300	59.0				1:51.108	
5	Out	91.8	48.247	59.3	32.461	101.5		3:18.684	P
6	29.448	119.4	40.829	97.8	27.934	103.7		1:38.211	
7	29.643	123.6	39.962	96.4	27.220	103.6		1:36.825	
8	28.839	122.9	39.972	100.5	27.478	102.6		1:36.289	
9	33.055	83.4	48.360	76.9				1:49.917	
10									

6 Thompson-McClurg (SRD) — Chevron B6

lap	Sect-1	Speed	Sect-2	Speed	Sect-3	Speed	TopSpeed	laptime	pit
1	30.302	112.8	41.140	100.9	27.061	99.0		1:38.503	
2	29.793	115.1	39.726	102.0	27.116	99.6		1:36.635	
3	28.960	115.5	41.059	100.3	26.928	98.5		1:36.947	
4	29.174	115.3	39.946	100.8	27.836	99.0		1:36.956	
5	29.471	115.5	40.203	101.2				1:35.096	
6	Out	113.0	39.999	102.1	29.344	98.1		2:49.406	P
7	30.137	114.7	39.826	102.0	27.447	96.6		1:37.410	
8	29.526	115.7	39.292	102.6	26.688	98.4		1:35.506	
9	28.942	115.9	39.027	103.1	26.942	98.5		1:34.911	
10	30.097	113.4	38.729	102.8	26.577	98.3		1:35.403	
11	29.530	116.3	38.904	100.3	27.427	95.9		1:35.861	
12	29.510	114.5	40.729	91.8				1:39.562	

10 Stuart Tizzard (SRB) — Lotus 23B

lap	Sect-1	Speed	Sect-2	Speed	Sect-3	Speed	TopSpeed	laptime	pit
1	32.726	113.2	42.269	98.3	28.906	98.3		1:43.901	
2	30.996	113.9	41.805	97.4	29.103	99.4		1:41.904	
3	30.853	114.5	40.539	100.6	29.514	90.7		1:40.906	
4	30.938	113.6	41.543	98.0	28.866	98.5		1:41.347	
5	31.413	115.3	41.867	98.0	28.038	97.4		1:41.318	
6	29.785	116.3	40.660	97.1	28.562	96.3		1:39.007	
7	29.946	115.9	41.244	98.5	28.625	97.8		1:39.815	
8	30.079	114.3	40.566	98.8	28.220	96.8		1:38.865	
9	30.628	111.5	41.856	98.0				1:39.865	
10									

16 Phillip Nelson (SRD) — Chevron B8

lap	Sect-1	Speed	Sect-2	Speed	Sect-3	Speed	TopSpeed	laptime	pit
1	32.485	102.5	43.304	96.1	28.270	98.0		1:44.059	
2	30.420	114.3	40.386	97.8	27.545	98.4		1:38.351	
3	30.017	113.4	40.797	96.7	27.990	96.6		1:38.804	
4	29.349	114.5	39.845	98.1	27.279	98.0		1:36.473	
5	30.471	113.0	40.144	97.0	27.173	96.7		1:37.788	
6	29.591	113.2	42.935	93.7				1:41.303	
7	Out	103.1	40.769	95.9	28.505	98.3		4:12.646	P
8	30.444	108.1	41.258	98.3	27.796	96.6		1:39.498	
9	30.909	109.8	41.072	93.7	32.372	92.6		1:44.353	
10	29.437	115.9	39.487	97.8	26.762	98.4		1:35.686	
11	29.366	111.3	40.152	98.1	29.685	96.4		1:39.203	
12	29.099	113.9	40.529	96.7	28.399	96.1		1:38.027	
13	29.464	113.9	40.086	98.3	27.941	96.4		1:37.491	
14									

17 Gate-Coyne (C) — Jaguar E-type

lap	Sect-1	Speed	Sect-2	Speed	Sect-3	Speed	TopSpeed	laptime	pit
1	33.138	99.7	47.187	84.5	31.010	94.0		1:51.335	
2	34.562	106.0	45.930	90.3	29.954	91.9		1:50.446	
3	32.678	110.4	44.110	91.4	30.432	91.7		1:47.220	
4	32.718	108.1	44.104	93.2				1:46.095	
5	Out	114.1	42.490	94.9	28.552	93.3		4:01.371	P
6	30.520	114.7	42.334	95.1	28.858	93.2		1:41.712	
7	30.550	113.7	42.643	90.4	29.281	93.1		1:42.474	
8	30.841	115.1	41.814	94.3	29.465	94.8		1:42.120	
9	31.276	114.1	42.618	93.7	29.327	92.8		1:43.221	
10	30.964	114.7	41.848	92.9	29.286	93.7		1:42.098	
11	31.089	115.9	42.350	93.3	29.724	92.7		1:43.163	
12	30.954	115.3	41.614	94.7	29.788	90.1		1:42.356	

19 Nick Pancisi (B1) — Lotus Elan S1 GTS

lap	Sect-1	Speed	Sect-2	Speed	Sect-3	Speed	TopSpeed	laptime	pit
1	32.520	104.7	42.851	91.8	28.986	90.2		1:44.357	
2	32.119	103.2	43.912	83.3	29.835	89.7		1:45.866	
3	31.045	107.4	42.356	80.9	29.314	90.8		1:42.715	
4	31.104	105.8	41.626	91.3	29.806	90.1		1:42.536	
5	31.625	99.7	42.237	93.1	29.195	90.0		1:43.057	
6	31.241	106.7	41.621	92.3	28.895	91.4		1:41.757	
7	31.178	108.4	54.242	77.2	30.406	89.4		1:55.826	
8	31.699	107.2	42.183	90.9	29.145	90.0		1:43.027	
9	31.332	106.9	41.552	93.1	29.048	91.3		1:41.932	
10	31.302	106.9	58.496	79.5	32.386	89.6		2:02.184	
11	31.405	106.5	41.316	92.8	29.213	89.4		1:41.934	
12	31.542	105.5	42.715	90.2	30.144	90.4		1:44.401	
13	31.595	105.4	41.854	91.2	29.825	90.2		1:43.274	
14									

21 Russell-Russell (A) — Lotus Elan 26R

lap	Sect-1	Speed	Sect-2	Speed	Sect-3	Speed	TopSpeed	laptime	pit
1	31.424	108.2	41.972	92.4	28.723	88.2		1:42.119	
2	30.877	107.0	41.415	92.7	28.160	90.2		1:40.452	
3	30.476	108.6	41.382	92.8	28.481	90.6		1:40.339	
4	30.424	108.6	41.212	93.1	28.388	89.8		1:40.024	
5	30.598	107.9	41.745	91.6	28.135	90.2		1:40.478	
6	30.401	109.1	42.630	90.6	28.430	90.4		1:41.461	
7	30.695	110.2	42.227	91.7	30.033	89.8		1:42.955	
8	30.331	109.1	41.645	90.4	28.576	90.7		1:40.552	
9	31.284	106.4	41.595	82.5				1:45.707	
10									

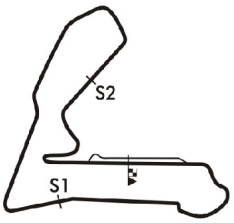

Session Start: 11:01:55 - Finish: 11:26:56
Weather/Track Conditions: Sun/Dry
Circuit: Croft
Track Length: 3.380 Km - 2.1002 miles

MST

Full results available at www.mstworld.com. Email: timing@mstworld.com

Printed : 06-08-2016 - 11:32

"Croft Nostalgia Weekend" Historic Race Meeting - 6 - 7 Aug 2016

Guards Trophy supported by Dunlop Tyres

Qualifying for Race 6 - Sector Analysis

23 Darren Wilson (SRB) — Lotus 23A

lap	Sect-1	Speed	Sect-2	Speed	Sect-3	Speed	TopSpeed	laptime	pit
1	31.175	108.4	42.723	92.7	28.202	91.8		1:42.100	
2	30.649	110.6	41.408	92.4	28.084	91.9		1:40.141	
3	30.549	110.2	41.365	92.8	28.272	85.6		1:40.186	
4	30.268	111.7	42.246	89.4	27.732	92.1		1:40.246	
5	30.551	111.5	41.083	93.6	27.864	93.1		1:39.498	
6	30.056	112.0	41.249	91.2	28.290	91.8		1:39.595	
7	30.498	111.1	41.450	93.1	28.613	92.9		1:40.561	
8	31.102	109.8	43.262	86.5				1:41.911	

26 John Davison (A) — Lotus Elan 26R

lap	Sect-1	Speed	Sect-2	Speed	Sect-3	Speed	TopSpeed	laptime	pit
1	29.735	112.0	40.524	95.3	27.518	93.5		1:37.777	
2	29.557	111.5	40.025	96.4	27.381	94.8		1:36.963	
3	29.653	110.6	40.440	96.4	28.859	69.3		1:38.952	
4	39.110	100.0	44.791	56.1	39.278	93.5		2:03.179	
5	29.713	112.2	41.204	95.3	27.890	93.2		1:38.807	
6	29.659	111.5	42.344	68.5				1:40.686	

30 Halstead-McPherson (A) — Lotus Elan S2

lap	Sect-1	Speed	Sect-2	Speed	Sect-3	Speed	TopSpeed	laptime	pit
1	31.449	110.0	42.432	94.1	28.169	93.1		1:42.050	
2	31.003	110.4	41.130	94.8	28.152	93.7		1:40.285	
3	30.631	110.7	42.111	95.1	28.339	93.5		1:41.081	
4	31.016	110.0	40.969	95.1	28.486	93.3		1:40.471	
5	30.648	110.7	41.756	94.7				1:37.895	
6	Out	104.5	42.890	92.3	28.247	93.1		3:16.390	P
7	30.890	110.6	42.795	94.5	28.014	95.1		1:41.699	
8	31.053	107.7	41.242	94.7	34.785	93.3		1:47.080	
9	30.700	109.5	40.715	94.3	28.251	93.6		1:39.666	
10	30.251	110.0	41.671	94.3	29.403	94.9		1:41.325	
11	30.866	108.8	41.184	95.5	28.702	93.9		1:40.752	
12	30.766	102.5	40.939	95.5	28.674	94.7		1:40.379	
13	33.512	84.9	48.408	72.5				1:54.157	
14									

32 Allison-Thompson (SRD) — Chevron B8

lap	Sect-1	Speed	Sect-2	Speed	Sect-3	Speed	TopSpeed	laptime	pit
1	32.158	104.9	43.842	92.9	28.510	91.9		1:44.510	
2	31.082	108.1	41.305	94.7	27.704	88.0		1:40.091	
3	30.507	111.1	40.532	97.3	27.691	90.6		1:38.730	
4	29.910	111.7	42.025	97.3	28.886	94.0		1:40.821	
5	30.467	110.6	41.284	95.6				1:36.945	
6	Out	113.0	40.322	90.9	30.713	98.0		3:02.247	P
7	29.202	116.9	39.355	100.6	27.220	98.7		1:35.777	
8	28.787	117.1	38.503	102.1	27.923	98.0		1:35.213	
9	28.977	112.4	39.608	100.6	27.764	99.0		1:36.349	
10	28.778	115.5	39.869	98.7	26.951	98.4		1:35.598	
11	31.746	102.3	39.790	92.4	28.295	98.5		1:39.831	
12	29.158	109.8	38.695	99.4	27.134	96.0		1:34.987	
13	28.846	116.9	38.709	99.1	28.089	96.3		1:35.644	
14									

33 Jon Waggitt (SRE) — Lenham P69

lap	Sect-1	Speed	Sect-2	Speed	Sect-3	Speed	TopSpeed	laptime	pit
1	30.389	110.0	39.500	97.1	26.844	92.7		1:36.733	
2	29.786	109.7	39.513	97.4	26.944	93.1		1:36.243	
3	29.399	109.5	39.318	98.5	26.759	91.9		1:35.476	
4	32.109	105.8	39.912	98.4	27.045	93.5		1:39.066	
5	29.308	109.8	40.823	97.8	26.870	93.3		1:37.001	
6	29.833	107.2	40.641	97.3	27.661	94.3		1:38.135	
7	30.068	109.8	39.954	98.1	27.410	94.4		1:37.432	
8	29.537	109.5	43.663	90.2				1:42.204	

41 Brian Casey (SRE) — Lenham P69

lap	Sect-1	Speed	Sect-2	Speed	Sect-3	Speed	TopSpeed	laptime	pit
1	33.160	103.1	43.324	94.1	28.405	96.6		1:44.889	
2	31.372	108.2	42.641	85.8	29.461	97.0		1:43.474	
3	32.337	100.8	42.712	98.4	29.237	96.0		1:44.286	
4	31.188	106.7	42.576	97.3	29.149	96.4		1:42.913	
5	31.549	110.4	43.352	91.8	27.985	97.1		1:42.886	
6	30.516	113.6	40.874	99.6	28.057	96.1		1:39.447	
7	29.936	112.4	40.625	98.3	28.570	97.1		1:39.131	
8	30.525	111.3	40.380	99.4	27.831	100.0		1:38.736	
9	30.617	107.7	42.809	98.7	28.983	89.7		1:42.409	
10	31.039	110.4	40.790	98.5	27.619	89.4		1:39.448	
11	31.179	110.9	41.256	98.4	28.681	92.6		1:41.116	
12	35.772	83.0	49.176	74.8				1:55.298	

42 Hugh Colman (SRD) — Chevron B8

lap	Sect-1	Speed	Sect-2	Speed	Sect-3	Speed	TopSpeed	laptime	pit
1	32.818	103.9	41.871	94.4	29.056	95.3		1:43.745	
2	32.087	103.9	43.271	97.1	27.867	98.5		1:43.225	
3	30.266	115.5	39.955	100.8				1:35.073	
4	Out	93.2	41.993	99.7	27.648	97.4		3:06.940	P
5	30.109	115.5	40.522	101.7	27.868	99.0		1:38.499	
6	29.798	116.1	40.878	99.6	36.265	94.5		1:46.941	
7	30.728	113.9	40.654	97.1	27.809	98.8		1:39.191	
8	29.555	113.9	39.610	96.3	30.074	99.6		1:39.239	
9	29.458	116.3	41.127	96.1	28.369	99.4		1:38.954	
10	28.930	115.7	39.077	98.8	26.827	97.8		1:34.834	
11	30.121	100.5	40.432	98.8	28.018	99.0		1:38.571	
12	29.796	115.3	39.261	98.1	28.371	93.5		1:37.428	
13	28.991	115.3	39.085	99.0	28.090	98.3		1:36.166	
14									

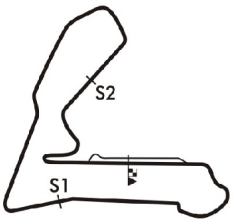

Session Start: 11:01:55 - Finish: 11:26:56
Weather/Track Conditions: Sun/Dry
Circuit: Croft
Track Length: 3.380 Km - 2.1002 miles

"Croft Nostalgia Weekend" Historic Race Meeting - 6 - 7 Aug 2016

Guards Trophy supported by Dunlop Tyres

Qualifying for Race 6 - Sector Analysis

43 Craig Jones (SRC) — Elva Elva Mk7S

lap	Sect-1	Speed	Sect-2	Speed	Sect-3	Speed	TopSpeed	laptime	pit
1	31.245	99.0	44.096	93.7	47.967	95.9		2:03.308	
2	31.536	98.7	43.620	85.7	30.376	96.6		1:45.532	
3	31.154	104.5	43.564	93.5	29.793	96.4		1:44.511	
4	31.203	100.9	43.024	95.2	28.677	96.8		1:42.904	
5	31.338	103.2	43.507	93.5	28.599	90.7		1:43.444	
6	31.895	94.3	43.429	89.2	29.399	94.9		1:44.723	
7	31.549	99.4	44.459	94.0				1:43.052	
8	Out	97.5	46.078	78.3	30.158	97.8		3:36.696	P
9	31.700	106.4	43.814	94.1	29.683	99.6		1:45.197	
10	32.592	99.6	45.502	95.1	28.503	98.0		1:46.597	
11	32.108	97.3	44.736	90.0	29.780	99.7		1:46.624	
12	31.372	108.4	43.922	95.9	29.919	98.7		1:45.213	

50 Brooks-Brooks (A) — Lotus Elan

lap	Sect-1	Speed	Sect-2	Speed	Sect-3	Speed	TopSpeed	laptime	pit
1	34.303	99.7	46.607	89.0	29.734	89.7		1:50.644	
2	32.462	104.2	44.216	91.4	29.443	89.6		1:46.121	
3	33.424	89.1	44.385	84.8	30.050	81.9		1:47.859	
4	32.765	103.1	44.327	88.8	29.675	88.2		1:46.767	
5	32.461	104.0	44.658	86.1	30.894	85.8		1:48.013	
6	32.528	104.0	44.623	85.5				1:44.863	
7	Out	105.7	44.235	88.0	29.440	89.2		3:32.451	P
8	32.196	105.4	42.538	88.7	28.649	91.1		1:43.383	
9	31.696	107.0	43.906	88.5	29.182	91.3		1:44.784	
10	31.112	107.0	42.590	89.2	29.080	90.6		1:42.782	
11	32.826	102.5	43.291	93.1	30.284	90.4		1:46.401	
12	31.504	106.9	43.957	84.8	31.069	90.7		1:46.530	
13	31.359	106.2	42.287	93.1				1:40.284	
14									

64 Martin Richardson (B) — MGB

lap	Sect-1	Speed	Sect-2	Speed	Sect-3	Speed	TopSpeed	laptime	pit
1	35.057	124.3	48.554	83.4	32.336	79.9		1:55.947	
2	33.229	100.2	43.935	85.8	29.773	81.1		1:46.937	
3	32.856	95.5	43.580	86.5	29.737	80.7		1:46.173	
4	33.027	95.3	44.011	86.7	29.923	80.0		1:46.961	
5	33.195	98.7	48.930	85.9	30.503	80.9		1:52.628	
6	32.629	98.3	43.349	87.0	30.120	81.7		1:46.098	
7	34.494	92.8	48.533	72.2	31.653	78.8		1:54.680	
8	33.384	94.4	45.449	81.3	35.599	71.9		1:54.432	
9	36.746	106.9	49.134	74.2	32.352	77.6		1:58.232	
10	33.066	95.7	43.900	85.8	30.413	80.7		1:47.379	
11	32.655	96.1	43.434	86.9	30.105	80.5		1:46.194	
12	33.435	95.6	43.445	85.8	30.379	80.0		1:47.259	
13	33.064	99.3	43.777	84.3				1:45.311	
14									

67 Andrew Smith (A) — Marcos 1800 GT

lap	Sect-1	Speed	Sect-2	Speed	Sect-3	Speed	TopSpeed	laptime	pit
1	33.180	98.8	42.137	92.7	29.119	89.0		1:44.436	
2	30.863	105.0	42.077	89.4	29.069	89.0		1:42.009	
3	31.941	104.0	42.225	92.7	28.925	87.5		1:43.091	
4	31.884	103.2	42.786	91.4	29.396	87.7		1:44.066	
5	33.903	98.4	48.087	73.9	31.595	89.8		1:53.585	
6	31.259	102.8	41.802	90.8	28.625	88.8		1:41.686	
7	34.193	97.0	45.417	83.1	30.249	89.0		1:49.859	
8	30.870	105.8	41.327	92.1	29.092	88.3		1:41.289	
9	31.269	102.8	41.878	88.7				1:43.765	
10									

73 Michael Lillywhite (B) — MGB

lap	Sect-1	Speed	Sect-2	Speed	Sect-3	Speed	TopSpeed	laptime	pit
1	38.356	82.7	50.434	79.5	32.966	82.6		2:01.756	
2	36.146	90.3	50.119	82.2	31.032	83.0		1:57.297	
3	34.848	84.7	48.384	82.7	30.327	82.8		1:53.559	
4	35.591	85.3	48.417	83.7	30.942	81.8		1:54.950	
5	35.686	89.2	48.306	84.1	30.562	82.1		1:54.554	
6	35.131	95.3	47.997	79.4	33.545	81.0		1:56.673	
7	35.207	89.6	47.353	84.1	30.456	82.4		1:53.016	
8	34.671	91.8	47.920	84.2	30.970	82.7		1:53.561	
9	34.508	93.2	46.795	84.5	30.358	82.7		1:51.661	
10	34.852	90.9	46.866	83.8	30.736	82.3		1:52.454	
11	34.396	93.3	45.910	84.6	30.850	83.7		1:51.156	
12	33.957	95.1	46.183	84.4	31.088	83.6		1:51.228	

75 Brian Robinson (B) — MGB

lap	Sect-1	Speed	Sect-2	Speed	Sect-3	Speed	TopSpeed	laptime	pit
1	35.286	90.4	48.625	82.4	31.896	78.6		1:55.807	
2	33.950	91.6	46.165	83.8	30.376	79.7		1:50.491	
3	33.258	96.3	45.528	85.1	30.901	79.9		1:49.687	
4	32.928	98.1	44.079	85.5	30.427	78.5		1:47.434	
5	34.245	97.1	44.966	84.3	30.439	79.2		1:49.650	
6	32.883	95.9	47.480	74.1				1:53.401	
7	Out	89.0	49.348	83.8	31.610	79.7		3:14.254	P
8	33.243	97.8	44.083	84.4	30.515	78.8		1:47.841	
9	33.078	97.0	44.734	83.5	30.346	80.0		1:48.158	
10	32.820	97.0	43.853	85.1	30.555	79.3		1:47.228	
11	33.542	97.0	44.168	84.2	31.422	79.2		1:49.132	
12	32.906	95.3	44.261	84.2	31.299	78.7		1:48.466	

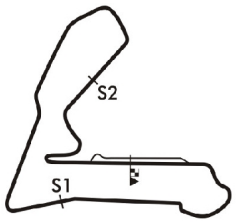

Session Start: 11:01:55 - Finish: 11:26:56
Weather/Track Conditions: Sun/Dry
Circuit: Croft
Track Length: 3.380 Km - 2.1002 miles

"Croft Nostalgia Weekend" Historic Race Meeting - 6 - 7 Aug 2016

Guards Trophy supported by Dunlop Tyres

Qualifying for Race 6 - Sector Analysis

77 Brooks-Brooks (SRB) — Merlyn Mk6

lap	Sect-1	Speed	Sect-2	Speed	Sect-3	Speed	TopSpeed	laptime	pit
1	32.313	101.2	42.460	93.2	30.342	98.8		1:45.115	
2	29.223	113.7	39.517	100.2	27.499	99.4		1:36.239	
3	28.992	113.2	39.980	98.5	27.104	97.7		1:36.076	
4	29.462	112.4	41.573	89.4	27.803	100.0		1:38.838	
5	29.340	113.6	40.348	97.8				1:34.546	
6	Out	111.3	41.481	99.4	27.399	99.1		3:28.852	P
7	29.308	115.1	40.922	96.6	27.231	99.6		1:37.461	
8	29.654	115.7	40.099	100.0	27.844	99.4		1:37.597	
9				97.8	27.785	99.4		1:39.709	
10	29.219	115.5	40.008	99.3	28.535	89.8		1:37.762	
11	29.609	114.9	39.903	98.8	27.503	97.0		1:37.015	
12	28.972	115.7	40.267	101.2	28.720	99.4		1:37.959	
13	29.610	114.9	40.018	99.3	30.462	95.3		1:40.090	
14	30.257	112.6	40.518	98.8	28.677	80.5		1:39.452	

94 Andrew Bentley (B) — MGB

lap	Sect-1	Speed	Sect-2	Speed	Sect-3	Speed	TopSpeed	laptime	pit
1	35.967	91.6	48.339	68.0	31.757	80.8		1:56.063	
2	33.230	95.1	45.716	83.0	30.460	81.1		1:49.406	
3	32.659	96.4	44.431	83.9	30.989	82.5		1:48.079	
4	32.467	95.9	43.559	85.3	30.143	80.9		1:46.169	
5	32.688	95.7	44.180	86.0	30.542	81.1		1:47.410	
6	32.365	96.7	43.860	85.3	30.256	81.0		1:46.481	
7	32.523	95.3	43.542	84.6	30.161	81.9		1:46.226	
8	32.893	95.1	44.350	84.8	31.115	80.9		1:48.358	
9	32.565	94.8	44.203	81.9	31.271	81.3		1:48.039	
10	32.754	97.0	45.426	85.3	30.738	81.9		1:48.918	
11	32.519	99.1	43.903	84.0	30.950	80.7		1:47.372	
12	33.010	94.5	44.343	82.6	30.936	81.7		1:48.289	
13	32.352	95.7	43.889	84.2	30.537	81.4		1:46.778	
14									

105 Ian Kilpatrick (SRE) — Ginetta G12

lap	Sect-1	Speed	Sect-2	Speed	Sect-3	Speed	TopSpeed	laptime	pit
1	33.882	96.6	44.295	83.2	33.093	86.7		1:51.270	
2	33.422	99.0	44.240	89.8	30.043	89.2		1:47.705	
3	32.780	102.8	44.238	93.7	29.835	81.2		1:46.853	
4	32.517	104.4	43.609	92.6	29.129	90.2		1:45.255	
5	32.749	101.1	45.020	87.7	29.682	90.1		1:47.451	
6	32.588	90.6	44.299	93.5	29.684	87.4		1:46.571	
7	32.115	104.4	45.234	92.2	29.583	89.7		1:46.932	
8	32.284	104.2	43.965	90.9	30.051	91.3		1:46.300	
9	32.048	103.4	43.559	91.4	31.614	90.4		1:47.221	
10	32.676	102.5	43.718	92.1	29.400	89.4		1:45.794	
11	31.431	104.7	42.922	93.1				2:04.194	
12									

155 Alistair Dyson (C) — Jaguar E-type

lap	Sect-1	Speed	Sect-2	Speed	Sect-3	Speed	TopSpeed	laptime	pit
1				98.7	29.270	98.5		1:45.528	
2	31.455	121.6	42.681	99.0	28.327	100.0		1:42.463	
3	31.007	114.7	42.067	97.8	28.636	99.9		1:41.710	
4				99.0	28.439	99.7		1:42.087	
5	30.473	115.3	41.607	98.4	28.215	101.5		1:40.295	
6	30.721	119.8	41.595	100.6	28.122	101.7		1:40.438	
7				97.5	28.688	101.1		1:42.038	
8	31.989	110.7	42.390	96.1	28.423	100.3		1:42.802	
9	30.768	117.3	41.213	100.3	38.875	85.3		1:50.856	
10	31.644	117.1	41.579	98.8	28.356	100.9		1:41.579	
11	31.378	113.2	41.574	100.3	29.657	96.6		1:42.609	
12	30.856	110.6	41.519	101.1	28.974	99.1		1:41.349	
13	30.807	134.5	41.581	97.1	29.350	100.5		1:41.738	
14	30.613	119.0	41.824	96.4	29.364	98.8		1:41.801	

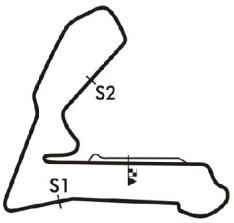

Session Start: 11:01:55 - Finish: 11:26:56
Weather/Track Conditions: Sun/Dry
Circuit: Croft
Track Length: 3.380 Km - 2.1002 miles

"Croft Nostalgia Weekend" Historic Race Meeting - 6 - 7 Aug 2016

Guards Trophy supported by Dunlop Tyres

Qualifying for Race 6 - Best Sector Times

			Sector 1			Sector 2			Sector 3					
POS	NO	DRIVER/S	TIME	LAP	POS	TIME	LAP	POS	TIME	LAP	POS	IDEAL LAP	BEST LAP	On
1	42	Hugh Colman	28.930	10	3	39.077	10	3	26.827	10	4	1:34.834	**1:34.834**	**10**
2	6	Thompson-McClurg	28.942	9	4	38.729	10	2	26.577	10	1	1:34.248	**1:34.911**	**9**
3	32	Allison-Thompson	28.778	10	1	38.503	8	1	26.951	10	5	1:34.232	**1:34.987**	**12**
4	33	Jon Waggitt	29.308	5	7	39.318	3	4	26.759	3	2	1:35.385	**1:35.476**	**3**
5	16	Phillip Nelson	29.099	12	6	39.487	10	5	26.762	10	3	1:35.348	**1:35.686**	**10**
6	77	Brooks-Brooks	28.972	12	5	39.517	2	6	27.104	3	6	1:35.593	**1:36.076**	**3**
7	1	Gardiner-Cox	28.839	8	2	39.962	7	7	27.220	7	7	1:36.021	**1:36.289**	**8**
8	26	John Davison	29.557	2	8	40.025	2	8	27.381	2	8	1:36.963	**1:36.963**	**2**
9	41	Brian Casey	29.936	7	10	40.380	8	9	27.619	10	9	1:37.935	**1:38.736**	**8**
10	10	Stuart Tizzard	29.785	6	9	40.539	3	10	28.038	5	12	1:38.362	**1:38.865**	**8**
11	23	Darren Wilson	30.056	6	11	41.083	5	12	27.732	4	10	1:38.871	**1:39.498**	**5**
12	30	Halstead-McPherson	30.251	10	12	40.715	9	11	28.014	7	11	1:38.980	**1:39.666**	**9**
13	21	Russell-Russell	30.331	8	13	41.212	4	13	28.135	5	14	1:39.678	**1:40.024**	**4**
14	155	Alistair Dyson	30.473	5	14	41.213	9	14	28.122	6	13	1:39.808	**1:40.295**	**5**
15	67	Andrew Smith	30.863	2	16	41.327	8	16	28.625	6	17	1:40.815	**1:41.289**	**8**
16	17	Gate-Coyne	30.520	6	15	41.614	12	17	28.552	5	16	1:40.686	**1:41.712**	**6**
17	19	Nick Pancisi	31.045	3	17	41.316	11	15	28.895	6	19	1:41.256	**1:41.757**	**6**
18	50	Brooks-Brooks	31.112	10	18	42.287	13	18	28.649	8	18	1:42.048	**1:42.782**	**10**
19	43	Craig Jones	31.154	3	19	43.024	4	20	28.503	10	15	1:42.681	**1:42.904**	**4**
20	105	Ian Kilpatrick	31.431	11	20	42.922	11	19	29.129	4	20	1:43.482	**1:45.255**	**4**
21	64	Martin Richardson	32.629	6	22	43.349	6	21	29.737	3	21	1:45.715	**1:46.098**	**6**
22	94	Andrew Bentley	32.352	13	21	43.542	7	22	30.143	4	22	1:46.037	**1:46.169**	**4**
23	75	Brian Robinson	32.820	10	23	43.853	10	23	30.346	9	24	1:47.019	**1:47.228**	**10**
24	73	Michael Lillywhite	33.957	12	24	45.910	11	24	30.327	3	23	1:50.194	**1:51.156**	**11**

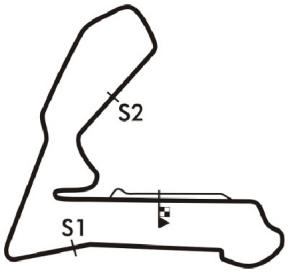

Session Start: 11:01:55 - Finish: 11:26:56
Weather/Track Conditions: Sun/Dry
Circuit: Croft
Track Length: 3.380 Km - 2.1002 miles

"Croft Nostalgia Weekend" Historic Race Meeting - 6 - 7 Aug 2016

Guards Trophy supported by Dunlop Tyres

Qualifying for Race 6 - Best Sector Speeds

	NO	SECTOR 1	MPH	NO	SECTOR 2	MPH	NO	SECTOR 3	MPH
1	155	Alistair Dyson	134.5	6	Thompson-McClurg	103.1	1	Gardiner-Cox	104.5
2	23	Darren Wilson	126.9	32	Allison-Thompson	102.1	155	Alistair Dyson	101.7
3	64	Martin Richardson	124.3	1	Gardiner-Cox	101.7	41	Brian Casey	100.0
4	1	Gardiner-Cox	123.6	42	Hugh Colman	101.7	77	Brooks-Brooks	100.0
5	32	Allison-Thompson	117.1	77	Brooks-Brooks	101.2	43	Craig Jones	99.7
6	6	Thompson-McClurg	116.3	155	Alistair Dyson	101.1	6	Thompson-McClurg	99.6
7	10	Stuart Tizzard	116.3	10	Stuart Tizzard	100.6	42	Hugh Colman	99.6
8	42	Hugh Colman	116.3	41	Brian Casey	99.6	10	Stuart Tizzard	99.4
9	16	Phillip Nelson	115.9	33	Jon Waggitt	98.5	32	Allison-Thompson	99.0
10	17	Gate-Coyne	115.9	16	Phillip Nelson	98.3	16	Phillip Nelson	98.4
11	77	Brooks-Brooks	115.7	26	John Davison	96.4	30	Halstead-McPherson	95.1
12	41	Brian Casey	113.6	43	Craig Jones	95.9	17	Gate-Coyne	94.8
13	43	Craig Jones	112.8	30	Halstead-McPherson	95.5	26	John Davison	94.8
14	26	John Davison	112.2	17	Gate-Coyne	95.1	33	Jon Waggitt	94.4
15	30	Halstead-McPherson	110.7	105	Ian Kilpatrick	93.7	23	Darren Wilson	93.1
16	21	Russell-Russell	110.2	23	Darren Wilson	93.6	19	Nick Pancisi	91.4
17	33	Jon Waggitt	110.0	19	Nick Pancisi	93.1	50	Brooks-Brooks	91.3
18	19	Nick Pancisi	108.4	21	Russell-Russell	93.1	105	Ian Kilpatrick	91.3
19	50	Brooks-Brooks	107.0	50	Brooks-Brooks	93.1	21	Russell-Russell	90.7
20	67	Andrew Smith	105.8	67	Andrew Smith	92.7	67	Andrew Smith	89.8
21	105	Ian Kilpatrick	104.7	64	Martin Richardson	87.0	73	Michael Lillywhite	83.7
22	94	Andrew Bentley	99.1	94	Andrew Bentley	86.0	94	Andrew Bentley	82.5
23	75	Brian Robinson	98.1	75	Brian Robinson	85.5	64	Martin Richardson	81.7
24	73	Michael Lillywhite	95.3	73	Michael Lillywhite	84.6	75	Brian Robinson	80.0

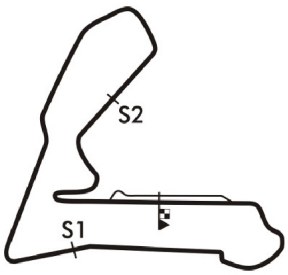

Session Start: 11:01:55 - Finish: 11:26:56
Weather/Track Conditions: Sun/Dry
Circuit: Croft
Track Length: 3.380 Km - 2.1002 miles

"Croft Nostalgia Weekend" Historic Race Meeting - 6 - 7 Aug 2016

Guards Trophy supported by Dunlop Tyres

Race 6 - Starting Grid

Sheet No:

Start Time : 15:50 - Heat Duration : 40 Minutes

ROW							
12	23	75	Brian Robinson	24	73	Michael Lillywhite
11	21	64	Martin Richardson	22	94	Andrew Bentley
10	19	43	Craig Jones	20	105	Ian Kilpatrick
9	17	19	Nick Pancisi	18	50	Brooks-Brooks
8	15	67	Andrew Smith	16	17	Gate-Coyne
7	13	21	Russell-Russell	14	155	Alistair Dyson
6	11	23	Darren Wilson	12	30	Halstead-McPherson
5	9	41	Brian Casey	10	10	Stuart Tizzard
4	7	1	Gardiner-Cox	8	26	John Davison
3	5	16	Phillip Nelson	6	77	Brooks-Brooks
2	3	32	Allison-Thompson	4	33	Jon Waggitt
1	1	42	Hugh Colman	2	6	Thompson-McClurg

Pole Right

Circuit: Croft

Track Length: 3.380 Km - 2.1002 miles

These results are provisional until the conclusion of any judicial and technical matters.

Clerk of the Course:	Timekeeper:	Issued at:
Julian Floyd	Nick Palmer	

MST

Printed : 06-08-2016 - 11:30

Full results available at www.mstworld.com. Email: timing@mstworld.com

"Croft Nostalgia Weekend" Historic Race Meeting - 6 - 7 Aug 2016

HSCC Historic Formula Ford Championship in association with Avon Tyres

Qualifying 2 - Classification

Sheet No:

POS	NO	DRIVER/S	CLASS	CLASS POS	CAR MAKE / MODEL	TIME	ON	LAPS	GAP	DIFF	MPH
1	16	Simon Toyne		1	Lola T200	1:32.198	3	9			82.01
2	79	Mark Shaw		2	Merlyn Mk20	1:32.516	3	9	0.318	0.318	81.72
3	70	Daniel Stanzl		3	Elden Mk8	1:32.609	2	9	0.411	0.093	81.64
4	31	Rob Wainwright		4	Elden Mk8	1:33.066	2	9	0.868	0.457	81.24
5	14	Neil Shinner		5	Merlyn Mk20	1:33.149	2	9	0.951	0.083	81.17
6	3	Benn Simms		6	Jomo JMR7	1:33.211	4	9	1.013	0.062	81.12
7	36	Rob Smith		7	Merlyn Mk20	1:33.339	3	5	1.141	0.128	81.00
8	37	Will Nuthall		8	Jamun T2	1:33.817	4	7	1.619	0.478	80.59
9	71	Jonathan Baines		9	Merlyn Mk20	1:34.043	8	9	1.845	0.226	80.40
10	56	Roland Svensson		10	Merlyn Mk17	1:35.149	6	9	2.951	1.106	79.46
11	6	Stuart Baird		11	Merlyn Mk11A	1:35.621	2	2	3.423	0.472	79.07
12	46	Stuart Dix		12	Cooper Chinook	1:36.148	2	4	3.950	0.527	78.64
13	27	Dick Dixon		13	Lotus 61	1:36.254	9	9	4.056	0.106	78.55
14	26	John Slack		14	Lola T200	1:36.959	7	9	4.761	0.705	77.98
15	41	Peter Hamilton		15	Alexis Mk15	1:37.088	4	8	4.890	0.129	77.88
16	47	Louis Hanjoul		16	Elden Mk8/10	1:37.696	2	8	5.498	0.608	77.39
17	11	Roy Siergiejew		17	Macon Mk8	1:37.712	2	9	5.514	0.016	77.38
18	94	Geoffrey Underwood	N	1	Merlyn Mk20	1:38.198	1	8	6.000	0.486	77.00
19	55	Roger Arnold		18	Merlyn Mk20	1:38.905	1	8	6.707	0.707	76.45
20	23	Martin Haines		19	Merlyn Mk20	1:39.980	5	8	7.782	1.075	75.62
21	156	Rachel Arnold		20	Merlyn Mk20	1:43.415	3	8	11.217	3.435	73.11
22	74	Keith Hazel		21	Lotus 51B	1:46.578	8	8	14.380	3.163	70.94

Session Start: 11:35:15 - Finish: 11:50:17
Weather/Track Conditions: Bright/Dry
Circuit: Croft
Track Length: 3.380 Km - 2.1002 miles

These results are provisional until the conclusion of any judicial and technical matters.

Clerk of the Course:	Timekeeper:	Issued at:
Julian Floyd	Nick Palmer	

MST

Printed : 06-08-2016 - 11:52

Full results available at www.mstworld.com. Email: timing@mstworld.com

"Croft Nostalgia Weekend" Historic Race Meeting - 6 - 7 Aug 2016

HSCC Historic Formula Ford Championship in association with Avon Tyres

Qualifying 2 - Sector Analysis

3 Benn Simms ( ) — Jomo JMR7

lap	Sect-1	Speed	Sect-2	Speed	Sect-3	Speed	TopSpeed	laptime	pit	lap	Sect-1	Speed	Sect-2	Speed	Sect-3	Speed	Topspeed	laptime	pit
1	29.002	105.0	38.658	91.7	25.734	89.8		1:33.394		6	28.753	104.5	38.697	92.9	26.683	90.6		1:34.133	
2	28.811	104.5	38.384	93.5	26.029	89.2		1:33.224		7	28.666	109.1	38.365	92.8	26.341	89.4		1:33.372	
3	28.717	107.2	38.555	93.5	27.191	90.6		1:34.463		8	28.668	105.0	38.783	85.9	27.100	90.6		1:34.551	
4	28.533	106.4	38.558	92.7	26.120	90.1		1:33.211		9	35.707	89.1	44.141	85.5				1:45.900	
5	28.870	104.7	38.464	92.4	26.353	89.1		1:33.687		10									

6 Stuart Baird ( ) — Merlyn Mk11A

lap	Sect-1	Speed	Sect-2	Speed	Sect-3	Speed	TopSpeed	laptime	pit	lap	Sect-1	Speed	Sect-2	Speed	Sect-3	Speed	Topspeed	laptime	pit
1	30.078	102.5	38.698	93.1	26.852	87.0		1:35.628		2	30.106	107.5	38.635	93.2	26.880	88.1		1:35.621	

11 Roy Siergiejew ( ) — Macon Mk8

lap	Sect-1	Speed	Sect-2	Speed	Sect-3	Speed	TopSpeed	laptime	pit	lap	Sect-1	Speed	Sect-2	Speed	Sect-3	Speed	Topspeed	laptime	pit
1	30.807	103.2	41.307	91.7	27.259	89.4		1:39.373		6	30.298	102.6	40.257	91.1	27.282	89.8		1:37.837	
2	30.522	102.3	40.229	91.8	26.961	90.2		1:37.712		7	30.453	102.5	40.640	91.3	26.803	89.6		1:37.896	
3	31.165	102.1	42.357	90.4	27.315	89.8		1:40.837		8	30.471	102.0	40.424	92.4	26.960	90.1		1:37.855	
4	30.636	100.9	42.240	91.8	27.765	89.8		1:40.641		9	30.565	102.0	40.255	91.6	27.397	87.4		1:38.217	
5	30.458	100.5	40.547	91.2	27.308	90.2		1:38.313		10									

14 Neil Shinner ( ) — Merlyn Mk20

lap	Sect-1	Speed	Sect-2	Speed	Sect-3	Speed	TopSpeed	laptime	pit	lap	Sect-1	Speed	Sect-2	Speed	Sect-3	Speed	Topspeed	laptime	pit
1	28.652	107.4	38.916	94.3	26.004	90.1		1:33.572		6				92.4	26.457	89.0		1:34.602	
2	28.692	104.5	38.410	93.7	26.047	89.7		1:33.149		7	29.151	106.4	39.223	92.8	27.189	90.0		1:35.563	
3	28.751	105.8	38.435	93.3	26.186	89.8		1:33.372		8	29.111	104.4	39.204	93.2	26.572	89.2		1:34.887	
4	28.808	103.1	38.740	93.1	26.685	90.0		1:34.233		9	29.464	104.9	39.129	91.9	26.499	89.0		1:35.092	
5	29.032	103.7	38.780	93.2	26.716	88.8		1:34.528		10									

16 Simon Toyne ( ) — Lola T200

lap	Sect-1	Speed	Sect-2	Speed	Sect-3	Speed	TopSpeed	laptime	pit	lap	Sect-1	Speed	Sect-2	Speed	Sect-3	Speed	Topspeed	laptime	pit
1	28.843	107.7	40.869	86.9	27.103	90.1		1:36.815		6	28.585	105.7	37.913	94.7	25.822	91.1		1:32.320	
2	28.623	104.5	38.031	95.3	25.898	90.1		1:32.552		7	28.351	107.7	38.218	94.8	26.118	90.3		1:32.687	
3	28.439	106.0	37.979	94.3	25.780	90.6		1:32.198		8	28.530	104.9	38.180	94.3	25.877	90.9		1:32.587	
4	28.382	106.2	38.944	87.7	28.657	90.3		1:35.983		9	29.526	103.9	38.228	94.4	26.398	89.4		1:34.152	
5	29.516	99.3	38.273	92.8	28.224	90.6		1:36.013		10									

23 Martin Haines ( ) — Merlyn Mk20

lap	Sect-1	Speed	Sect-2	Speed	Sect-3	Speed	TopSpeed	laptime	pit	lap	Sect-1	Speed	Sect-2	Speed	Sect-3	Speed	Topspeed	laptime	pit
1	33.359	97.8	43.789	90.7	28.377	86.1		1:45.525		5	31.478	99.3	40.796	91.9	27.706	86.9		1:39.980	
2	33.258	96.4	42.489	90.9	27.617	87.3		1:43.364		6	31.109	100.5	41.628	91.2	27.972	86.9		1:40.709	
3	31.449	96.8	41.411	90.7	27.457	87.2		1:40.317		7	31.991	98.3	41.995	90.2	27.841	86.4		1:41.827	
4	31.385	99.6	41.388	92.6	27.734	87.4		1:40.507		8	32.009	98.7	41.711	88.5	29.518	78.6		1:43.238	

26 John Slack ( ) — Lola T200

lap	Sect-1	Speed	Sect-2	Speed	Sect-3	Speed	TopSpeed	laptime	pit	lap	Sect-1	Speed	Sect-2	Speed	Sect-3	Speed	Topspeed	laptime	pit
1	30.630	101.2	39.941	90.6	27.364	87.3		1:37.935		6	30.339	104.7	39.383	91.9	28.297	88.2		1:38.019	
2				89.6	27.283	88.0		1:37.164		7	29.930	105.2	39.748	91.4	27.281	88.9		1:36.959	
3	30.420	102.0	39.707	90.9	27.097	88.4		1:37.224		8	31.628	101.8	39.700	92.3	26.840	89.4		1:38.168	
4	30.125	101.4	39.847	89.1	27.688	88.2		1:37.660		9	29.945	103.1	46.870	9.1	32.361	85.6		1:49.176	
5	30.369	101.1	53.233	90.9	29.160	81.9		1:52.762		10									

27 Dick Dixon ( ) — Lotus 61

lap	Sect-1	Speed	Sect-2	Speed	Sect-3	Speed	TopSpeed	laptime	pit	lap	Sect-1	Speed	Sect-2	Speed	Sect-3	Speed	Topspeed	laptime	pit
1	31.426	101.4	41.401	91.8	26.884	87.7		1:39.711		6	30.229	100.3	40.129	93.2	26.654	88.8		1:37.012	
2	30.313	101.7	40.197	92.7	27.082	88.4		1:37.592		7	30.569	98.8	40.425	91.6	27.473	88.9		1:38.467	
3	31.084	97.7	41.608	90.8	26.770	88.3		1:39.462		8	30.646	100.0	39.977	92.7	26.826	89.0		1:37.449	
4	30.085	101.7	40.026	92.2	26.456	88.8		1:36.567		9	30.153	100.5	39.560	91.7	26.541	88.8		1:36.254	
5	30.421	100.0	40.689	92.2	27.416	87.5		1:38.526		10									

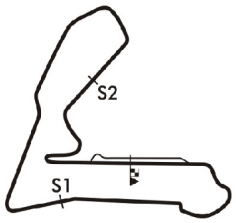

Session Start: 11:35:15 - Finish: 11:50:17
Weather/Track Conditions: Bright/Dry
Circuit: Croft
Track Length: 3.380 Km - 2.1002 miles

"Croft Nostalgia Weekend" Historic Race Meeting - 6 - 7 Aug 2016

HSCC Historic Formula Ford Championship in association with Avon Tyres

Qualifying 2 - Sector Analysis

31 Rob Wainwright ( ) — Elden Mk8

lap	Sect-1	Speed	Sect-2	Speed	Sect-3	Speed	TopSpeed	laptime	pit	lap	Sect-1	Speed	Sect-2	Speed	Sect-3	Speed	Topspeed	laptime	pit
1	28.884	102.9	38.660	94.3	26.283	89.1		1:33.827		6	28.638	103.6	38.082	94.4	26.359	88.9		1:33.079	
2	28.571	103.2	38.237	94.5	26.258	88.9		1:33.066		7	28.697	104.2	40.112	76.8	27.089	89.1		1:35.898	
3	28.576	104.4	38.196	94.3	26.320	89.4		1:33.092		8	28.739	103.7	38.542	93.6	26.658	88.7		1:33.939	
4	29.088	101.1	38.490	94.7	26.308	89.5		1:33.886		9	28.811	102.8	38.480	94.7	26.472	89.2		1:33.763	
5	28.705	103.2	38.237	94.4	26.289	89.1		1:33.231		10									

36 Rob Smith ( ) — Merlyn Mk20

lap	Sect-1	Speed	Sect-2	Speed	Sect-3	Speed	TopSpeed	laptime	pit	lap	Sect-1	Speed	Sect-2	Speed	Sect-3	Speed	Topspeed	laptime	pit
1	29.319	103.6	38.632	94.9	26.246	88.9		1:34.197		4	28.852	105.4	38.658	94.0	27.325	88.0		1:34.835	
2	29.063	105.2	38.858	93.6	26.214	89.4		1:34.135		5	30.772	99.9	41.482	91.9				1:40.312	
3	28.863	105.0	38.438	95.1	26.038	89.5		1:33.339		6									

37 Will Nuthall ( ) — Jamun T2

lap	Sect-1	Speed	Sect-2	Speed	Sect-3	Speed	TopSpeed	laptime	pit	lap	Sect-1	Speed	Sect-2	Speed	Sect-3	Speed	Topspeed	laptime	pit
1	29.397	106.9	38.612	95.5	25.874	93.2		1:33.883		5	29.025	104.5	38.989	94.3	26.208	89.7		1:34.222	
2	28.730	107.7	38.419	94.7				1:30.422		6	28.785	106.2	38.724	95.2	32.088	90.3		1:39.597	
3	Out	102.0	39.030	93.1	26.928	89.6		2:10.154	P	7	28.894	105.0	39.545	92.9				1:34.296	
4	29.148	104.2	38.618	94.1	26.051	90.2		1:33.817		8									

41 Peter Hamilton ( ) — Alexis Mk15

lap	Sect-1	Speed	Sect-2	Speed	Sect-3	Speed	TopSpeed	laptime	pit	lap	Sect-1	Speed	Sect-2	Speed	Sect-3	Speed	Topspeed	laptime	pit
1	31.677	100.2	40.750	90.2	28.155	79.3		1:40.582		5	30.076	102.1	40.537	91.2	27.721	86.3		1:38.334	
2	31.251	102.8	41.110	90.7	26.877	87.7		1:39.238		6	30.573	101.1	41.707	85.7	28.447	86.7		1:40.727	
3	30.431	99.9	40.325	90.9	27.165	87.6		1:37.921		7	30.567	89.5	48.775	88.8	29.266	87.5		1:48.608	
4	30.142	100.6	40.188	93.2	26.758	88.0		1:37.088		8	34.115	85.9	53.348	69.3				2:00.180	

46 Stuart Dix ( ) — Cooper Chinook

lap	Sect-1	Speed	Sect-2	Speed	Sect-3	Speed	TopSpeed	laptime	pit	lap	Sect-1	Speed	Sect-2	Speed	Sect-3	Speed	Topspeed	laptime	pit
1	30.240	102.0	40.189	92.2	27.659	90.9		1:38.088		3	29.318	103.9	40.469	89.4	26.871	87.3		1:36.658	
2	29.579	102.1	40.019	91.1	26.550	89.7		1:36.148		4	30.159	102.8	41.680	81.5				1:37.588	

47 Louis Hanjoul ( ) — Elden Mk8/10

lap	Sect-1	Speed	Sect-2	Speed	Sect-3	Speed	TopSpeed	laptime	pit	lap	Sect-1	Speed	Sect-2	Speed	Sect-3	Speed	Topspeed	laptime	pit
1	30.348	100.5	40.517	91.2	27.497	87.3		1:38.362		5	30.825	99.1	41.177	90.8	27.458	87.4		1:39.460	
2	29.976	101.7	40.400	91.1	27.320	87.6		1:37.696		6	30.136	101.1	41.031	89.7	27.308	87.5		1:38.475	
3	29.985	100.8	42.154	86.7	27.248	88.1		1:39.387		7	29.926	102.9	40.820	90.3	27.797	88.4		1:38.543	
4	30.065	99.4	43.347	78.3	30.397	86.6		1:43.809		8	30.072	100.0	40.573	91.1	27.350	88.3		1:37.995	

55 Roger Arnold ( ) — Merlyn Mk20

lap	Sect-1	Speed	Sect-2	Speed	Sect-3	Speed	TopSpeed	laptime	pit	lap	Sect-1	Speed	Sect-2	Speed	Sect-3	Speed	Topspeed	laptime	pit
1	30.625	101.7	40.611	88.0	27.669	87.4		1:38.905		5	31.378	99.3	40.942	91.1	27.654	91.2		1:39.974	
2	32.997	96.8	43.536	89.7	27.921	87.3		1:44.454		6				91.1	27.756	90.2		1:40.316	
3	31.463	99.4	42.856	87.7	28.044	90.9		1:42.363		7	30.629	100.2	41.951	90.3	27.496	91.2		1:40.076	
4	31.936	98.4	42.696	90.0	27.631	91.2		1:42.263		8	30.863	101.2	42.195	87.4	27.524	90.6		1:40.582	

56 Roland Svensson ( ) — Merlyn Mk17

lap	Sect-1	Speed	Sect-2	Speed	Sect-3	Speed	TopSpeed	laptime	pit	lap	Sect-1	Speed	Sect-2	Speed	Sect-3	Speed	Topspeed	laptime	pit
1	29.804	104.2	39.572	92.9	26.230	90.2		1:35.606		6	29.540	104.9	39.076	94.3	26.533	89.7		1:35.149	
2	29.664	105.0	39.718	93.3	26.888	90.3		1:36.270		7	29.539	105.4	39.076	93.9	26.729	90.7		1:35.344	
3	30.107	103.4	39.433	94.0	26.368	91.1		1:35.908		8	29.563	104.9	39.376	92.8	27.134	91.1		1:36.073	
4	30.370	103.7	39.364	93.9	26.404	90.9		1:36.138		9	29.716	103.6	39.405	92.6	26.702	91.2		1:35.823	
5	29.527	104.7	41.128	92.9	26.308	90.2		1:36.963		10									

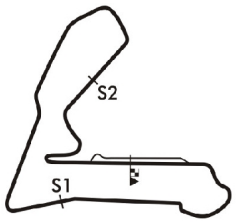

Session Start: 11:35:15 - Finish: 11:50:17
Weather/Track Conditions: Bright/Dry
Circuit: Croft
Track Length: 3.380 Km - 2.1002 miles

"Croft Nostalgia Weekend" Historic Race Meeting - 6 - 7 Aug 2016

HSCC Historic Formula Ford Championship in association with Avon Tyres

Qualifying 2 - Sector Analysis

70 Daniel Stanzl ( ) — Elden Mk8

lap	Sect-1	Speed	Sect-2	Speed	Sect-3	Speed	TopSpeed	laptime	pit	lap	Sect-1	Speed	Sect-2	Speed	Sect-3	Speed	Topspeed	laptime	pit
1	29.625	105.2	38.508	94.9	25.924	89.5		1:34.057		6	28.763	104.7	38.460	96.1	26.145	88.5		1:33.368	
2	28.679	104.4	37.960	96.0	25.970	90.4		1:32.609		7	29.041	104.4	38.893	94.1	26.276	90.0		1:34.210	
3	28.616	106.7	38.118	95.9	26.341	89.0		1:33.075		8	28.588	106.9	38.481	94.0	26.400	89.1		1:33.469	
4	28.739	104.0	39.408	95.2	26.180	90.9		1:34.327		9	28.933	103.7	38.856	93.7	26.380	89.0		1:34.169	
5	28.597	108.6	38.553	96.6	26.512	90.3		1:33.662		10									

71 Jonathan Baines ( ) — Merlyn Mk20

lap	Sect-1	Speed	Sect-2	Speed	Sect-3	Speed	TopSpeed	laptime	pit	lap	Sect-1	Speed	Sect-2	Speed	Sect-3	Speed	Topspeed	laptime	pit
1	29.380	104.9	40.576	93.9	26.656	90.1		1:36.612		6	29.342	105.4	38.819	92.9	26.531	89.5		1:34.692	
2	29.552	115.9	39.246	92.2	26.899	90.6		1:35.697		7	28.988	105.7	40.247	89.4	26.430	89.4		1:35.665	
3	29.030	93.5	40.825	91.7	28.056	89.6		1:37.911		8	28.852	105.4	38.750	93.3	26.441	89.6		1:34.043	
4	28.861	107.0	40.824	90.1	26.643	89.1		1:36.328		9	28.967	105.0	38.887	93.2	26.445	89.6		1:34.299	
5	28.990	106.4	38.919	93.1	26.796	90.1		1:34.705		10									

74 Keith Hazel ( ) — Lotus 51B

lap	Sect-1	Speed	Sect-2	Speed	Sect-3	Speed	TopSpeed	laptime	pit	lap	Sect-1	Speed	Sect-2	Speed	Sect-3	Speed	Topspeed	laptime	pit
1	35.771	94.3	48.208	86.9	29.478	87.0		1:53.457		5	32.927	99.4	44.653	88.0	29.666	88.8		1:47.246	
2	33.138	100.8	46.668	87.7	29.235	88.1		1:49.041		6	32.609	98.5	47.822	84.8	30.190	84.5		1:50.621	
3	33.658	99.6	48.055	80.3	31.151	87.8		1:52.864		7	34.267	99.4	44.842	89.2	29.630	87.7		1:48.739	
4	34.396	98.1	45.377	87.6	30.097	87.6		1:49.870		8	32.934	99.1	44.519	87.6	29.125	87.7		1:46.578	

79 Mark Shaw ( ) — Merlyn Mk20

lap	Sect-1	Speed	Sect-2	Speed	Sect-3	Speed	TopSpeed	laptime	pit	lap	Sect-1	Speed	Sect-2	Speed	Sect-3	Speed	Topspeed	laptime	pit
1	28.771	105.7	38.299	94.0	26.349	90.0		1:33.419		6	28.570	106.5	37.835	95.6	26.685	90.6		1:33.090	
2	28.546	106.2	38.002	95.3	26.056	89.8		1:32.604		7	29.493	96.4	40.776	92.8	26.706	89.8		1:36.975	
3	28.396	107.7	37.795	94.7	26.325	90.6		1:32.516		8	28.444	106.7	38.090	94.1	26.408	91.3		1:32.942	
4	29.727	104.4	39.486	93.5	26.485	90.0		1:35.698		9	30.751	103.4	39.033	93.1	26.616	89.5		1:36.400	
5	31.068	90.4	42.372	86.8	27.409	89.8		1:40.849		10									

94 Geoffrey Underwood (N) — Merlyn Mk20

lap	Sect-1	Speed	Sect-2	Speed	Sect-3	Speed	TopSpeed	laptime	pit	lap	Sect-1	Speed	Sect-2	Speed	Sect-3	Speed	Topspeed	laptime	pit
1	31.199	100.3	40.022	91.8	26.977	88.5		1:38.198		5	30.898	100.9	40.277	91.2	27.072	87.6		1:38.247	
2	31.759	100.0	40.509	91.7	26.946	88.0		1:39.214		6	30.670	102.6	40.308	91.8	27.998	86.0		1:38.976	
3	30.473	100.3	42.651	91.9	28.029	88.5		1:41.153		7	30.789	101.8	40.904	92.3	27.187	88.9		1:38.880	
4	31.548	101.2	40.980	91.6	26.962	88.0		1:39.490		8	31.102	100.9	40.398	91.2	26.877	88.2		1:38.377	

156 Rachel Arnold ( ) — Merlyn Mk20

lap	Sect-1	Speed	Sect-2	Speed	Sect-3	Speed	TopSpeed	laptime	pit	lap	Sect-1	Speed	Sect-2	Speed	Sect-3	Speed	Topspeed	laptime	pit
1	32.925	95.7	43.836	85.5	28.650	84.3		1:45.411		5	32.478	91.8	43.913	83.5	29.067	81.0		1:45.458	
2	32.372	94.4	43.370	85.1	28.617	81.9		1:44.359		6	32.278	96.4	44.823	83.6	28.905	82.4		1:46.006	
3	31.985	95.3	43.128	84.4	28.302	82.7		1:43.415		7	32.163	92.7	43.491	84.8	28.325	83.9		1:43.979	
4	32.219	94.9	43.079	81.8	28.427	82.6		1:43.725		8	32.246	93.5	43.766	83.3	28.491	85.5		1:44.503	

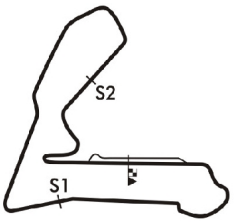

Session Start: 11:35:15 - Finish: 11:50:17
Weather/Track Conditions: Bright/Dry
Circuit: Croft
Track Length: 3.380 Km - 2.1002 miles

"Croft Nostalgia Weekend" Historic Race Meeting - 6 - 7 Aug 2016

HSCC Historic Formula Ford Championship in association with Avon Tyres

Qualifying 2 - Best Sector Times

			Sector 1			Sector 2			Sector 3					
POS	NO	DRIVER/S	TIME	LAP	POS	TIME	LAP	POS	TIME	LAP	POS	IDEAL LAP	BEST LAP	On
1	16	Simon Toyne	28.351	7	1	37.913	6	2	25.780	3	2	1:32.044	**1:32.198**	**3**
2	79	Mark Shaw	28.396	3	2	37.795	3	1	26.056	2	7	1:32.247	**1:32.516**	**3**
3	70	Daniel Stanzl	28.588	8	5	37.960	2	3	25.924	1	4	1:32.472	**1:32.609**	**2**
4	31	Rob Wainwright	28.571	2	4	38.082	6	4	26.258	2	9	1:32.911	**1:33.066**	**2**
5	14	Neil Shinner	28.652	1	6	38.410	2	6	26.004	1	5	1:33.066	**1:33.149**	**2**
6	3	Benn Simms	28.533	4	3	38.365	7	5	25.734	1	1	1:32.632	**1:33.211**	**4**
7	36	Rob Smith	28.852	4	8	38.438	3	8	26.038	3	6	1:33.328	**1:33.339**	**3**
8	37	Will Nuthall	28.730	2	7	38.419	2	7	25.874	1	3	1:33.023	**1:33.817**	**4**
9	71	Jonathan Baines	28.852	8	9	38.750	8	10	26.430	7	10	1:34.032	**1:34.043**	**8**
10	56	Roland Svensson	29.527	5	11	39.076	6	11	26.230	1	8	1:34.833	**1:35.149**	**6**
11	6	Stuart Baird	30.078	1	15	38.635	2	9	26.578	0	13	1:35.291	**1:35.621**	**2**
12	46	Stuart Dix	29.318	3	10	40.019	2	14	26.550	2	12	1:35.887	**1:36.148**	**2**
13	27	Dick Dixon	30.085	4	16	39.560	9	13	26.456	4	11	1:36.101	**1:36.254**	**9**
14	26	John Slack	29.930	7	13	39.383	6	12	26.840	8	16	1:36.153	**1:36.959**	**7**
15	41	Peter Hamilton	30.076	5	14	40.188	4	16	26.758	4	14	1:37.022	**1:37.088**	**4**
16	47	Louis Hanjoul	29.926	7	12	40.400	2	18	27.248	3	18	1:37.574	**1:37.696**	**2**
17	11	Roy Siergiejew	30.298	6	17	40.229	2	17	26.803	7	15	1:37.330	**1:37.712**	**2**
18	94	Geoffrey Underwood	30.473	3	18	40.022	1	15	26.877	8	17	1:37.372	**1:38.198**	**1**
19	23	Martin Haines	31.109	6	20	40.796	5	20	27.457	3	19	1:39.362	**1:39.980**	**5**
20	156	Rachel Arnold	31.985	3	21	43.079	4	21	28.302	3	21	1:43.366	**1:43.415**	**3**
21	74	Keith Hazel	32.609	6	22	44.519	8	22	29.125	8	22	1:46.253	**1:46.578**	**8**
22	55	Roger Arnold	30.625	1	19	40.611	1	19	27.496	7	20	1:38.732	**1:38.905**	**1**

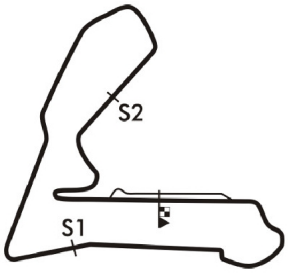

Session Start: 11:35:15 - Finish: 11:50:17
Weather/Track Conditions: Bright/Dry
Circuit: Croft
Track Length: 3.380 Km - 2.1002 miles

"Croft Nostalgia Weekend" Historic Race Meeting - 6 - 7 Aug 2016

HSCC Historic Formula Ford Championship in association with Avon Tyres

Qualifying 2 - Best Sector Speeds

	NO	SECTOR 1	MPH	NO	SECTOR 2	MPH	NO	SECTOR 3	MPH
1	3	Benn Simms	109.1	70	Daniel Stanzl	96.6	37	Will Nuthall	93.2
2	70	Daniel Stanzl	108.6	79	Mark Shaw	95.6	55	Roger Arnold	91.4
3	16	Simon Toyne	107.7	37	Will Nuthall	95.5	79	Mark Shaw	91.3
4	37	Will Nuthall	107.7	16	Simon Toyne	95.3	56	Roland Svensson	91.2
5	79	Mark Shaw	107.7	36	Rob Smith	95.1	16	Simon Toyne	91.1
6	6	Stuart Baird	107.5	31	Rob Wainwright	94.7	46	Stuart Dix	90.9
7	14	Neil Shinner	107.4	14	Neil Shinner	94.3	70	Daniel Stanzl	90.9
8	71	Jonathan Baines	107.0	56	Roland Svensson	94.3	3	Benn Simms	90.6
9	36	Rob Smith	105.4	71	Jonathan Baines	93.9	71	Jonathan Baines	90.6
10	56	Roland Svensson	105.4	3	Benn Simms	93.5	14	Neil Shinner	90.3
11	26	John Slack	105.2	6	Stuart Baird	93.5	11	Roy Siergiejew	90.2
12	31	Rob Wainwright	104.4	27	Dick Dixon	93.2	31	Rob Wainwright	89.5
13	46	Stuart Dix	103.9	41	Peter Hamilton	93.2	36	Rob Smith	89.5
14	11	Roy Siergiejew	103.2	23	Martin Haines	92.6	26	John Slack	89.4
15	47	Louis Hanjoul	102.9	11	Roy Siergiejew	92.4	6	Stuart Baird	89.1
16	41	Peter Hamilton	102.8	26	John Slack	92.3	27	Dick Dixon	89.0
17	94	Geoffrey Underwood	102.6	94	Geoffrey Underwood	92.3	94	Geoffrey Underwood	88.9
18	27	Dick Dixon	101.7	46	Stuart Dix	92.2	74	Keith Hazel	88.8
19	55	Roger Arnold	101.7	47	Louis Hanjoul	91.2	47	Louis Hanjoul	88.4
20	74	Keith Hazel	100.8	55	Roger Arnold	91.1	41	Peter Hamilton	88.1
21	23	Martin Haines	100.5	74	Keith Hazel	89.2	23	Martin Haines	87.4
22	156	Rachel Arnold	96.4	156	Rachel Arnold	85.5	156	Rachel Arnold	85.5

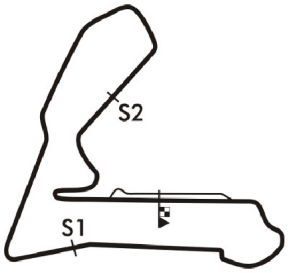

Session Start: 11:35:15 - Finish: 11:50:17
Weather/Track Conditions: Bright/Dry
Circuit: Croft
Track Length: 3.380 Km - 2.1002 miles

"Croft Nostalgia Weekend" Historic Race Meeting - 6 - 7 Aug 2016

HSCC Historic Formula Ford Championship in association with Avon Tyres

Race 4 - Starting Grid

Sheet No:

Start Time : 14:40 - Heat Duration : 20 Minutes

ROW						
16	31	74	Keith Hazel			
15	29	59	Leslie Beards	30	156	Rachel Arnold
14	27	39	Michael Richings	28	23	Martin Haines
13	25	82	Lee Penson	26	55	Roger Arnold
12	23	45	Terry Durdin	24	94	Geoffrey Underwood
11	21	51	Rob Thorpe	22	11	Roy Siergiejew
10	19	28	Michael Wales	20	47	Louis Hanjoul
9	17	81	James Lovett	18	41	Peter Hamilton
8	15	42	Cormac Flanagan	16	26	John Slack
7	13	54	Alex Meek	14	27	Dick Dixon
6	11	66	Andrew Wiggins	12	46	Stuart Dix
5	9	20	Kevin Stanzl	10	6	Stuart Baird
4	7	73	Edward Thurston	8	56	Roland Svensson
3	5	95	John Hayes	6	71	Jonathan Baines
2	3	21	Ross Drybrough	4	37	Will Nuthall
1	1	60	James Buckton	2	36	Rob Smith

Pole Right

Circuit: Croft

Track Length: 3.380 Km - 2.1002 miles

These results are provisional until the conclusion of any judicial and technical matters.

Clerk of the Course:	Timekeeper:	Issued at:
Julian Floyd	Nick Palmer	

MST

Printed : 06-08-2016 - 11:59

Full results available at www.mstworld.com. Email: timing@mstworld.com

"Croft Nostalgia Weekend" Historic Race Meeting - 6 - 7 Aug 2016

HSCC 70s Road Sports & HSCC Historic Road Sports

Race 1 - Classification

Sheet No:

POS	NO	DRIVER/S	CLASS	CLASS POS	CAR MAKE / MODEL	TIME	LAPS	GAP	DIFF	MPH	BEST	ON
1	17	James Dean	7C	1	Lotus Europa	20:00.292	12	-- 12 laps		75.59	1:38.934	4
2	51	Julian Barter	7C	2	Lotus Elan S4	20:07.269	12	6.977	6.977	75.15	1:38.955	5
3	1	Kevin Kivlochan	HRA	1	Morgan Plus 8	20:27.591	12	27.299	20.322	73.91	1:40.926	6
4	14	David Boland	HRC	1	Ginetta G4	20:34.763	12	34.471	7.172	73.48	1:40.739	2
5	19	William Leverett	7B	1	Porsche 911SC	20:44.989	12	44.697	10.226	72.87	1:41.452	4
6	11	Howard Payne	7C	3	Lotus Europa	21:08.363	12	1:08.071	23.374	71.53	1:42.903	5
7	30	John Williams	7B	2	Porsche 911SC	21:16.195	12	1:15.903	7.832	71.09	1:43.414	4
8	20	Mark Leverett	7C	4	Lotus Elan	21:16.509	12	1:16.217	0.314	71.07	1:42.983	4
9	65	Stephen Cooke	7C	5	Lotus 7 S4	21:17.480	12	1:17.188	0.971	71.02	1:44.361	5
10	25	Jim Grant	HRC	2	Lotus Elan	21:25.320	12	1:25.028	7.840	70.59	1:44.935	9
11	7	Simon Haughton	HRC	3	Lotus 7	21:36.083	12	1:35.791	10.763	70.00	1:43.288	4
12	33	Matthew Nichols	7B	3	TVR 3000M	21:39.832	12	1:39.540	3.749	69.80	1:46.456	6
13	71	Dick Coffey	HRE	1	Turner Mk1	21:42.831	12	1:42.539	2.999	69.64	1:45.887	7
14	12	Neil Brown	7D	1	Lotus Eclat	20:26.666	11	-- 11 laps	31.956	67.80	1:49.024	9
15	68	Jon Wagstaff	7D	2	Alfa Romeo GTV	20:27.966	11	1.300	1.300	67.72	1:48.371	10
16	67	Tim Hayes	7I	1	Alfa Romeo Alfa Sud	20:28.536	11	1.870	0.570	67.69	1:48.391	10
17	27	Chris Fisher	7F	1	MG Arkley	20:29.764	11	3.098	1.228	67.63	1:48.689	10
18	155	Nick Savage	HRA	2	Chevrolet Camaro	20:37.452	11	10.786	7.688	67.21	1:49.314	7
19	77	David Tomkinson	7F	2	Triumph Spitfire	20:42.290	11	15.624	4.838	66.95	1:50.491	4
20	55	Stephen Bellerby	7B	4	TVR 3000M	20:44.308	11	17.642	2.018	66.83	1:49.544	5
21	57	Mark Oldfield	7D	3	Lancia Monte Beta	20:45.707	11	19.041	1.399	66.76	1:49.685	4
22	15	Michael Eagles	HRA	3	De Tomaso Mangusta	20:47.292	11	20.626	1.585	66.68	1:48.579	2
23	35	Robert Gate	7A	1	Jaguar E-type	21:16.136	11	49.470	28.844	65.17	1:45.341	3
24	18	Martin Dyson	7D	4	Triumph GT6 Mk3	21:23.568	11	56.902	7.432	64.79	1:51.861	4
25	99	Stephen Chapman	HRG	1	Sunbeam Harrington	21:30.746	11	1:04.080	7.178	64.43	1:53.983	8
26	56	Sarah Hutchison	7D	5	Lancia Beta	21:33.541	11	1:06.875	2.795	64.29	1:54.585	2
27	28	Chris Baines	7D	6	Porsche 924	21:45.481	11	1:18.815	11.940	63.70	1:53.101	5
28	22	Tony Davis	HRE	2	Austin Healey Sprite	20:04.346	10	-- 10 laps	17.229	62.78	1:54.111	4
29	50	Stephen Cooper	INV	1	Cooper Sports	20:18.457	10	14.111	14.111	62.05	1:56.608	6
30	21	Peter Chappell	HRE	3	Austin Healey Sprite	20:23.858	10	19.512	5.401	61.78	1:58.557	3
		---------- NOT CLASSIFIED ----------										
DNF	6	Mike Foley	HRG		Sunbeam Alpine	13:53.357	7	-- 7 laps --		63.50	1:53.159	6

---------- FASTEST LAP SUMMARY ----------

NO	DRIVER/S	CLASS	CAR MAKE / MODEL	FASTEST LAP	ON	MPH
17	James Dean	7C	Lotus Europa	1:38.934	4	76.42
14	David Boland	HRC	Ginetta G4	1:40.739	2	75.05
1	Kevin Kivlochan	HRA	Morgan Plus 8	1:40.926	6	74.91
19	William Leverett	7B	Porsche 911SC	1:41.452	4	74.53
35	Robert Gate	7A	Jaguar E-type	1:45.341	3	71.77
71	Dick Coffey	HRE	Turner Mk1	1:45.887	7	71.40
68	Jon Wagstaff	7D	Alfa Romeo GTV	1:48.371	10	69.77
67	Tim Hayes	7I	Alfa Romeo Alfa Sud Sprin	1:48.391	10	69.76
27	Chris Fisher	7F	MG Arkley	1:48.689	10	69.56
6	Mike Foley	HRG	Sunbeam Alpine	1:53.159	6	66.82
50	Stephen Cooper	INV	Cooper Sports	1:56.608	6	64.84

Car 71 requires a working transponder - Regulation Q.12.2.1 refers.

Session Start: 12:13:08 - Finish: 12:33:08
Weather/Track Conditions: Sun/Dry
Circuit: Croft
Track Length: 3.380 Km - 2.1002 miles

These results are provisional until the conclusion of any judicial and technical matters.

Clerk of the Course:	Timekeeper:	Issued at:
Julian Floyd	Nick Palmer	

MST

Printed : 06-08-2016 - 12:35

Full results available at www.mstworld.com. Email: timing@mstworld.com

"Croft Nostalgia Weekend" Historic Race Meeting - 6 - 7 Aug 2016

HSCC 70s Road Sports & HSCC Historic Road Sports

Race 1 - Sector Analysis

1 Kevin Kivlochan (HRA) — Morgan Plus 8

lap	Sect-1	Speed	Sect-2	Speed	Sect-3	Speed	TopSpeed	laptime	pit
1		107.0	42.122	96.3	27.942	93.5		1:48.755	
2	30.725	110.6	42.196	95.5	28.276	94.0		1:41.197	
3	30.735	109.5	42.198	94.1	28.132	91.2		1:41.065	
4	30.227	112.2	42.845	92.9	27.922	94.0		1:40.994	
5	31.565	111.7	41.826	93.9	28.446	91.8		1:41.837	
6	30.627	109.7	42.149	94.0	28.150	91.8		1:40.926	
7	30.718	109.5	41.837	90.9	28.452	94.8		1:41.007	
8	30.893	108.2	43.658	94.4	28.475	90.1		1:43.026	
9				93.7	28.325	91.8		1:41.461	
10	30.853	106.0	42.266	94.1	28.185	92.7		1:41.304	
11	30.883	107.2	42.293	93.6	28.717	92.7		1:41.893	
12	31.575	104.7	43.288	94.8	29.263	92.7		1:44.126	

6 Mike Foley (HRG) — Sunbeam Alpine

lap	Sect-1	Speed	Sect-2	Speed	Sect-3	Speed	TopSpeed	laptime	pit
1		83.6	50.594	71.2	31.864	73.9		2:17.163	
2	37.112	86.0	49.302	78.0	33.132	73.9		1:59.546	
3	36.526	88.5	47.675	80.2	31.435	73.7		1:55.636	
4	35.391	90.2	47.624	79.5	33.707	70.9		1:56.722	
5	35.328	89.0	46.858	79.2	32.486	76.3		1:54.672	
6	35.299	88.7	46.487	81.1	31.373	74.3		1:53.159	
7	36.880	88.8	46.659	80.6	32.920	69.9		1:56.459	
8									

7 Simon Haughton (HRC) — Lotus 7

lap	Sect-1	Speed	Sect-2	Speed	Sect-3	Speed	TopSpeed	laptime	pit
1		96.4	42.495	87.3	28.729	87.3		1:52.536	
2	32.755	96.4	42.772	89.0	28.531	88.2		1:44.058	
3	32.237	97.4	42.876	89.2	28.437	87.3		1:43.550	
4	32.112	98.4	42.501	89.4	28.675	88.2		1:43.288	
5	32.843	95.5	43.180	88.8	28.841	87.2		1:44.864	
6	33.445	97.1	42.991	89.7	29.212	88.5		1:45.648	
7	32.093	98.7	42.738	90.3	29.456	87.0		1:44.287	
8	33.169	98.4	42.329	90.1	29.337	88.1		1:44.835	
9	33.468	97.0	43.642	88.8	40.420	76.3		1:57.530	
10	36.214	85.5	46.047	81.5	29.713	83.5		1:51.974	
11	34.336	86.7	47.628	77.4	30.745	84.2		1:52.709	
12	33.898	92.4	45.635	80.4	31.271	73.3		1:50.804	

11 Howard Payne (7C) — Lotus Europa

lap	Sect-1	Speed	Sect-2	Speed	Sect-3	Speed	TopSpeed	laptime	pit
1		95.3	44.675	84.8	30.439	84.0		1:58.049	
2	32.521	99.4	43.733	76.4	29.765	85.5		1:46.019	
3	31.675	100.9	42.419	87.8	28.951	84.6		1:43.045	
4	31.895	98.4	42.322	85.9	28.984	83.6		1:43.201	
5	31.961	98.8	42.026	87.5	28.916	84.2		1:42.903	
6	31.753	99.3	42.297	81.3	29.743	83.2		1:43.793	
7	33.168	98.7	42.185	85.8	29.533	84.0		1:44.886	
8	31.646	100.2	41.908	84.3	29.809	83.3		1:43.363	
9	31.591	102.5	43.659	85.5	33.924	82.4		1:49.174	
10	31.687	100.2	43.144	83.0	29.278	83.3		1:44.109	
11	31.941	98.7	42.958	85.1	29.666	83.6		1:44.565	
12	32.253	98.5	42.972	84.1	30.031	76.6		1:45.256	

12 Neil Brown (7D) — Lotus Eclat

lap	Sect-1	Speed	Sect-2	Speed	Sect-3	Speed	TopSpeed	laptime	pit
1		91.8	48.134	81.4	30.596	79.7		2:04.239	
2	34.400	96.4	45.460	82.6	29.553	81.1		1:49.413	
3	34.091	97.4	45.188	84.9	30.627	79.9		1:49.906	
4	34.573	95.6	46.546	82.1	30.640	79.8		1:51.759	
5	34.663	95.5	45.007	83.5	31.425	80.9		1:51.095	
6	34.515	97.1	44.445	84.4	30.634	79.2		1:49.594	
7	34.692	97.1	45.876	83.6	31.526	79.0		1:52.094	
8	33.951	96.8	44.976	83.1	30.816	79.7		1:49.743	
9	33.592	96.0	45.707	83.7	29.725	79.0		1:49.024	
10	34.442	94.5	45.638	83.9	30.131	80.3		1:50.211	
11	33.707	95.5	45.920	82.5	29.961	80.9		1:49.588	
12									

14 David Boland (HRC) — Ginetta G4

lap	Sect-1	Speed	Sect-2	Speed	Sect-3	Speed	TopSpeed	laptime	pit
1		104.2	41.923	90.9	28.224	87.6		1:48.428	
2	30.670	109.8	41.968	91.4	28.101	88.0		1:40.739	
3	31.278	109.3	41.581	92.1	28.080	87.7		1:40.939	
4	30.933	104.5	42.333	91.6	28.333	88.0		1:41.599	
5	31.929	105.2	42.552	89.4	28.571	89.0		1:43.052	
6	31.235	105.7	42.502	91.3	28.669	87.8		1:42.406	
7	31.292	115.7	42.006	91.1	28.025	88.4		1:41.323	
8	32.904	107.2	42.612	92.8	28.684	87.4		1:44.200	
9				90.3	29.168	87.5		1:43.159	
10	31.845	106.4	42.322	90.4	28.384	87.3		1:42.551	
11	31.262	113.0	41.827	91.1	28.249	88.3		1:41.338	
12	32.232	105.0	42.164	92.6	30.633	83.3		1:45.029	

15 Michael Eagles (HRA) — De Tomaso Mangusta

lap	Sect-1	Speed	Sect-2	Speed	Sect-3	Speed	TopSpeed	laptime	pit
1		97.7	45.698	87.8	30.086	93.7		1:59.548	
2	33.597	105.8	44.629	91.4	30.353	92.2		1:48.579	
3	34.272	99.6	45.240	91.9	30.874	91.3		1:50.386	
4	33.747	108.1	47.028	83.4	31.708	88.5		1:52.483	
5	35.000	108.8	46.637	88.9	31.186	85.4		1:52.823	
6	34.099	105.5	45.814	92.6	31.264	87.5		1:51.177	
7	34.360	107.0	46.374	88.4	31.265	90.3		1:51.999	
8	33.551	107.4	45.620	89.5	30.949	90.6		1:50.120	
9	34.697	99.0	46.943	87.6	32.157	89.1		1:53.797	
10	34.786	105.5	46.210	90.6	30.677	90.0		1:51.673	
11	33.661	107.5	45.990	86.6	45.056	80.9		2:04.707	
12									

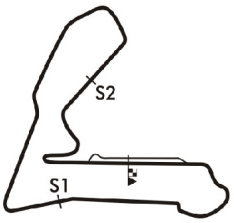

Session Start: 12:13:08 - Finish: 12:33:08
Weather/Track Conditions: Sun/Dry
Circuit: Croft
Track Length: 3.380 Km - 2.1002 miles

MST
Full results available at www.mstworld.com. Email: timing@mstworld.com

Printed : 06-08-2016 - 12:44

"Croft Nostalgia Weekend" Historic Race Meeting - 6 - 7 Aug 2016

HSCC 70s Road Sports & HSCC Historic Road Sports

Race 1 - Sector Analysis

17 James Dean (7C) — Lotus Europa

lap	Sect-1	Speed	Sect-2	Speed	Sect-3	Speed	TopSpeed	laptime	pit	lap	Sect-1	Speed	Sect-2	Speed	Sect-3	Speed	Topspeed	laptime	pit
1		103.7	40.779	91.7	27.454	89.8		1:44.523		7	30.694	104.9	41.425	91.3	27.980	88.4		1:40.099	
2	30.411	104.7	40.655	92.2	28.208	89.8		1:39.274		8	30.500	105.4	41.055	92.1	27.556	90.8		1:39.111	
3	30.688	103.4	41.032	91.1	27.615	90.6		1:39.335		9	30.274	104.2	41.361	93.5	27.771	90.6		1:39.406	
4	30.483	104.9	40.717	92.1	27.734	90.3		1:38.934		10	31.869	104.2	41.316	91.8	27.684	89.0		1:40.869	
5	30.430	104.7	40.820	90.1	27.899	90.3		1:39.149		11	30.604	103.1	40.406	92.9	27.988	90.3		1:38.998	
6	30.884	101.2	40.819	92.1	28.882	91.8		1:40.585		12	30.368	103.6	41.638	92.3	28.003	86.6		1:40.009	

18 Martin Dyson (7D) — Triumph GT6 Mk3

lap	Sect-1	Speed	Sect-2	Speed	Sect-3	Speed	TopSpeed	laptime	pit	lap	Sect-1	Speed	Sect-2	Speed	Sect-3	Speed	Topspeed	laptime	pit
1		86.5	47.825	70.7	31.397	75.5		2:07.593		7	36.235	86.6	48.520	81.6	32.852	72.1		1:57.607	
2	35.154	91.8	47.123	80.5	31.741	74.7		1:54.018		8	35.888	87.7	49.952	74.3	32.351	71.7		1:58.191	
3	34.533	91.7	46.425	79.4	31.211	74.2		1:52.169		9	35.880	88.4	49.157	80.0	32.855	72.5		1:57.892	
4	34.768	81.5	46.541	72.9	30.552	75.1		1:51.861		10	36.161	84.7	50.094	68.2	33.093	72.0		1:59.348	
5	34.094	91.1	47.035	76.6	31.698	72.3		1:52.827		11	35.467	88.9	47.385	82.1	32.616	72.2		1:55.468	
6	35.688	85.5	48.874	75.5	32.032	71.9		1:56.594		12									

19 William Leverett (7B) — Porsche 911SC

lap	Sect-1	Speed	Sect-2	Speed	Sect-3	Speed	TopSpeed	laptime	pit	lap	Sect-1	Speed	Sect-2	Speed	Sect-3	Speed	Topspeed	laptime	pit
1		107.9	43.061	91.7	28.680	89.6		1:51.066		7	33.267	101.1	42.507	91.1	28.540	88.7		1:44.314	
2	32.022	106.4	42.715	91.1	28.467	88.8		1:43.204		8	31.988	105.0	43.019	91.2	28.641	88.2		1:43.648	
3	31.372	106.5	42.389	90.6	28.428	88.8		1:42.189		9	32.000	106.7	42.584	90.3	28.244	88.2		1:42.828	
4	31.291	106.5	41.765	91.8	28.396	87.3		1:41.452		10	31.664	103.7	42.662	89.8	29.098	85.8		1:43.424	
5	31.212	106.4	42.090	90.8	28.336	88.3		1:41.638		11	31.789	104.4	42.439	90.4	28.837	88.5		1:43.065	
6	31.116	106.5	42.591	90.6	28.269	89.1		1:41.976		12	32.118	102.9	44.425	87.2	29.642	87.4		1:46.185	

20 Mark Leverett (7C) — Lotus Elan

lap	Sect-1	Speed	Sect-2	Speed	Sect-3	Speed	TopSpeed	laptime	pit	lap	Sect-1	Speed	Sect-2	Speed	Sect-3	Speed	Topspeed	laptime	pit
1		103.9	42.373	87.7	29.392	89.2		1:52.255		7	39.648	99.9	46.692	76.8	31.506	82.1		1:57.846	
2	31.999	105.5	42.711	91.1	29.305	90.2		1:44.015		8	32.890	102.8	43.470	85.2	29.527	85.3		1:45.887	
3	31.669	105.4	42.143	91.2	29.939	90.7		1:43.751		9	32.374	102.0	42.377	88.0	29.633	88.4		1:44.384	
4	31.479	105.2	42.134	91.3	29.370	89.7		1:42.983		10	32.564	102.5	42.560	85.6	30.117	87.0		1:45.241	
5	33.111	105.7	42.634	90.7	29.963	87.6		1:45.708		11	32.127	103.7	42.633	87.6	29.416	89.8		1:44.176	
6	33.003	106.7	42.075	88.4	31.639			1:46.717		12	31.627	106.0	42.171	91.1	29.748	90.0		1:43.546	

21 Peter Chappell (HRE) — Austin Healey Sprite Mk1

lap	Sect-1	Speed	Sect-2	Speed	Sect-3	Speed	TopSpeed	laptime	pit	lap	Sect-1	Speed	Sect-2	Speed	Sect-3	Speed	Topspeed	laptime	pit
1		77.3	52.000	70.6	32.891	74.2		2:17.971		6	37.512	81.6	49.806	72.9	34.870	65.3		2:02.188	
2	37.664	83.6	49.653	74.2	32.510	75.2		1:59.827		7	38.040	78.8	51.468	70.6	32.840	73.6		2:02.348	
3	37.814	83.1	48.683	75.8	32.060	75.5		1:58.557		8	37.855	77.6	50.737	73.9	32.331	73.8		2:00.923	
4	38.241	81.3	49.452	74.9	31.772	75.1		1:59.465		9	37.869	80.7	49.791	73.7	33.117	74.0		2:00.777	
5	37.703	81.2	49.902	73.6	35.163	68.5		2:02.768		10	37.091	82.5	49.877	73.4	32.066	75.2		1:59.034	

22 Tony Davis (HRE) — Austin Healey Sprite Mk1

lap	Sect-1	Speed	Sect-2	Speed	Sect-3	Speed	TopSpeed	laptime	pit	lap	Sect-1	Speed	Sect-2	Speed	Sect-3	Speed	Topspeed	laptime	pit
1		86.5	47.848	70.2	31.990	69.6		2:10.762		6	35.320	94.1	47.172	79.0	34.633	64.5		1:57.125	
2	35.722	83.1	47.219	78.3	33.050	68.5		1:55.991		7	36.761	84.3	48.266	75.6	33.723	67.2		1:58.750	
3	36.160	79.6	47.846	76.3	32.027	68.9		1:56.033		8	37.528	83.0	50.320	75.7	31.351	70.1		1:59.199	
4	35.447	84.3	47.177	73.9	31.487	70.3		1:54.111		9	35.593	86.7	1:12.673	46.8	33.549	69.2		2:21.815	
5	35.475	84.7	47.555	70.8	31.921	69.6		1:54.951		10	35.615	83.2	47.736	78.2	32.258	69.4		1:55.609	

25 Jim Grant (HRC) — Lotus Elan

lap	Sect-1	Speed	Sect-2	Speed	Sect-3	Speed	TopSpeed	laptime	pit	lap	Sect-1	Speed	Sect-2	Speed	Sect-3	Speed	Topspeed	laptime	pit
1		95.3	45.086	84.0	30.129	83.6		1:58.769		7	32.742	99.1	43.689	84.6	29.178	82.1		1:45.609	
2	32.351	103.6	43.554	84.2	30.671	83.0		1:46.576		8	32.255	102.8	43.326	84.3	29.707	81.6		1:45.288	
3	32.532	98.4	43.725	85.8	29.372	81.8		1:45.629		9	32.113	103.1	42.580	85.6	30.242	82.4		1:44.935	
4	32.294	101.8	43.584	81.8	29.549	80.5		1:45.427		10	32.317	99.4	43.719	79.6	29.569	80.9		1:45.605	
5	32.865	101.1	43.335	83.9	29.846	80.4		1:46.046		11	33.263	95.7	44.402	81.6	29.784	80.6		1:47.449	
6	32.871	99.7	43.645	83.7	30.195	80.9		1:46.711		12	32.938	96.4	44.429	83.2	29.909	80.1		1:47.276	

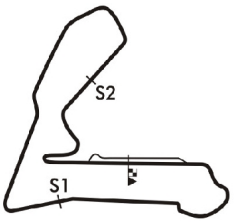

Session Start: 12:13:08 - Finish: 12:33:08
Weather/Track Conditions: Sun/Dry
Circuit: Croft
Track Length: 3.380 Km - 2.1002 miles

"Croft Nostalgia Weekend" Historic Race Meeting - 6 - 7 Aug 2016

HSCC 70s Road Sports & HSCC Historic Road Sports

Race 1 - Sector Analysis

27 Chris Fisher (7F) — MG Arkley

lap	Sect-1	Speed	Sect-2	Speed	Sect-3	Speed	TopSpeed	laptime	pit	lap	Sect-1	Speed	Sect-2	Speed	Sect-3	Speed	Topspeed	laptime	pit
1		85.6	47.260	80.1	31.434	68.5		2:06.650		7	34.860	88.3	45.256	81.4	31.391	76.5		1:51.507	
2	35.123	87.2	45.573	78.6	30.475	76.3		1:51.171		8	33.907	89.0	44.745	81.3	31.384	77.0		1:50.036	
3	34.078	87.0	45.592	80.1	30.610	77.0		1:50.280		9	35.106	89.0	46.746	69.8	30.647	76.9		1:52.499	
4	33.984	88.3	44.729	81.0	31.021	76.6		1:49.734		10	34.374	87.5	44.652	81.0	29.663	77.1		1:48.689	
5	34.467	87.6	44.744	80.9	30.073	77.3		1:49.284		11	33.817	87.5	44.359	81.3	31.633	70.9		1:49.809	
6	35.515	85.3	44.959	80.9	29.631	77.6		1:50.105		12									

28 Chris Baines (7D) — Porsche 924

lap	Sect-1	Speed	Sect-2	Speed	Sect-3	Speed	TopSpeed	laptime	pit	lap	Sect-1	Speed	Sect-2	Speed	Sect-3	Speed	Topspeed	laptime	pit
1		82.8	51.308	76.8	32.855	73.3		2:16.092		7	36.290	86.9	46.817	81.6	32.800	75.2		1:55.907	
2	37.394	86.1	49.501	78.1	32.949	74.0		1:59.844		8	35.029	90.2	49.673	80.5	31.400	75.7		1:56.102	
3	35.995	88.3	47.300	80.9	31.868	74.0		1:55.163		9	35.804	87.6	49.996	78.2	33.833	73.3		1:59.633	
4	35.491	89.2	47.453	81.3	32.641	75.7		1:55.585		10	36.769	78.2	49.115	77.8	33.948	71.8		1:59.832	
5	35.522	90.6	46.106	80.7	31.473	75.4		1:53.101		11	36.824	84.0	48.792	75.7	32.748	73.7		1:58.364	
6	37.673	88.9	46.183	79.5	32.002	74.7		1:55.858		12									

30 John Williams (7B) — Porsche 911SC

lap	Sect-1	Speed	Sect-2	Speed	Sect-3	Speed	TopSpeed	laptime	pit	lap	Sect-1	Speed	Sect-2	Speed	Sect-3	Speed	Topspeed	laptime	pit
1		104.5	43.069	87.4	29.357	85.6		1:50.910		7	31.989	103.4	43.093	88.7	29.654	85.5		1:44.736	
2	32.605	104.7	43.271	87.6	29.007	85.8		1:44.883		8	32.492	108.1	42.863	88.8	29.595	85.4		1:44.950	
3	31.435	104.5	42.772	86.5	29.437	86.0		1:43.644		9	33.074	106.4	43.824	88.4	32.662	79.1		1:49.560	
4	31.214	103.9	42.866	88.7	29.334	85.7		1:43.414		10	32.657	105.8	45.443	87.3	29.670	85.8		1:47.770	
5	32.408	102.5	43.392	87.4	29.549	85.7		1:45.349		11	31.969	104.5	47.809	79.8	29.513	85.3		1:49.291	
6	32.438	103.9	42.993	87.8	29.691	84.7		1:45.122		12				87.5	29.664	85.7		1:46.566	

33 Matthew Nichols (7B) — TVR 3000M

lap	Sect-1	Speed	Sect-2	Speed	Sect-3	Speed	TopSpeed	laptime	pit	lap	Sect-1	Speed	Sect-2	Speed	Sect-3	Speed	Topspeed	laptime	pit
1		95.1	45.815	83.1	30.344	84.6		1:59.432		7	32.157	99.6	44.498	86.3	30.188	83.8		1:46.843	
2	32.899	100.6	43.894	87.5	29.944	84.8		1:46.737		8	32.100	98.8	44.496	82.6	30.124	81.2		1:46.720	
3	32.357	99.7	44.573	87.5	29.932	84.0		1:46.862		9	33.026	95.9	44.568	84.8	30.276	81.4		1:47.870	
4	32.353	100.2	44.154	87.4	30.196	83.9		1:46.703		10	33.003	95.5	45.590	84.2	30.142	81.1		1:48.735	
5	32.323	99.3	44.655	85.5	30.213	84.0		1:47.191		11	32.754	96.4	45.504	84.2	30.409	82.4		1:48.667	
6	32.250	99.4	44.125	86.8	30.081	83.3		1:46.456		12	32.341	99.1	44.720	86.6	30.555	76.9		1:47.616	

35 Robert Gate (7A) — Jaguar E-type

lap	Sect-1	Speed	Sect-2	Speed	Sect-3	Speed	TopSpeed	laptime	pit	lap	Sect-1	Speed	Sect-2	Speed	Sect-3	Speed	Topspeed	laptime	pit
1		98.8	45.119	87.8	29.851	86.7		1:57.103		7	1:28.433	98.7	44.632	89.6	29.774	86.3		2:42.839	
2	32.295	100.3	44.592	83.5	30.183	91.4		1:47.070		8	33.309	101.5	46.352	81.9	29.461	88.4		1:49.122	
3	32.086	102.9	43.455	91.2	29.800	86.8		1:45.341		9	34.164	100.0	45.141	89.4	29.836	86.3		1:49.141	
4	31.659	103.1				88.7		2:05.979		10	32.788	100.8	46.308	89.1	30.027	86.6		1:49.123	
5	32.223	105.0	45.584	83.0	31.365	87.0		1:49.172		11	37.840	97.8	45.405	91.7	30.472	83.6		1:53.717	
6	33.583	99.4	44.564	88.5	29.382	85.6		1:47.529		12									

50 Stephen Cooper (INV) — Cooper Sports

lap	Sect-1	Speed	Sect-2	Speed	Sect-3	Speed	TopSpeed	laptime	pit	lap	Sect-1	Speed	Sect-2	Speed	Sect-3	Speed	Topspeed	laptime	pit
1		80.8	49.465	75.4	33.038	72.4		2:12.816		6	35.968	85.6	47.846	74.0	32.794	71.5		1:56.608	
2	36.745	81.7	48.940	74.4	32.493	72.4		1:58.178		7	36.063	83.8	50.531	75.1	33.136	72.1		1:59.730	
3	37.357	83.7	48.049	75.3	32.539	72.2		1:57.945		8	37.282	80.4	52.900	72.4	34.321	71.5		2:04.503	
4	36.284	83.5	48.553	75.2	32.658	72.4		1:57.495		9	38.545	79.0	54.802	64.5	34.030	72.6		2:07.377	
5	36.189	86.0	48.132	74.8	33.301	72.0		1:57.622		10	37.133	82.7	53.194	72.2	35.856	65.3		2:06.183	

51 Julian Barter (7C) — Lotus Elan S4

lap	Sect-1	Speed	Sect-2	Speed	Sect-3	Speed	TopSpeed	laptime	pit	lap	Sect-1	Speed	Sect-2	Speed	Sect-3	Speed	Topspeed	laptime	pit
1		105.0	41.717	90.8	28.344	88.5		1:47.275		7	30.442	106.9	41.039	92.3	28.575	88.1		1:40.056	
2	30.145	106.9	40.960	90.3	27.908	88.7		1:39.013		8	30.402	106.5	40.956	90.8	28.361	86.7		1:39.719	
3	30.149	107.4	41.155	92.2	27.749	88.9		1:39.053		9	30.216	105.4	41.455	89.5	28.208	87.8		1:39.879	
4	30.156	106.9	41.150	92.4	27.987	88.4		1:39.293		10	30.976	108.4	42.650	88.3	28.298	87.0		1:41.924	
5	30.156	107.7	41.023	92.7	27.776	88.9		1:38.955		11	30.425	104.9	41.072	90.7	28.488	87.4		1:39.985	
6	30.542	106.2	41.188	91.1	28.174	88.7		1:39.904		12	30.357	106.9	41.755	91.6	30.101	87.8		1:42.213	

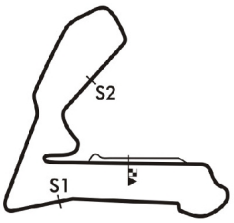

Session Start: 12:13:08 - Finish: 12:33:08
Weather/Track Conditions: Sun/Dry
Circuit: Croft
Track Length: 3.380 Km - 2.1002 miles

"Croft Nostalgia Weekend" Historic Race Meeting - 6 - 7 Aug 2016

HSCC 70s Road Sports & HSCC Historic Road Sports

Race 1 - Sector Analysis

55 Stephen Bellerby (7B) — TVR 3000M

lap	Sect-1	Speed	Sect-2	Speed	Sect-3	Speed	TopSpeed	laptime	pit	lap	Sect-1	Speed	Sect-2	Speed	Sect-3	Speed	Topspeed	laptime	pit
1		91.1	46.553	85.8	31.116	85.1		2:05.667		7	34.032	101.4	46.899	84.6	29.874	85.9		1:50.805	
2	35.134	97.0	46.163	85.6	29.346	86.5		1:50.643		8	33.938	101.2	48.147	83.3	29.928	85.6		1:52.013	
3	33.343	101.7	45.475	87.2	33.561	80.9		1:52.379		9	34.022	101.2	46.218	86.0	30.212	84.5		1:50.452	
4	35.152	98.7	46.352	83.8	30.216	85.7		1:51.720		10	33.842	98.5	47.848	86.6	30.066	85.8		1:51.756	
5	33.604	101.7	45.855	85.8	30.085	86.1		1:49.544		11	35.318	94.5	49.016	83.4	31.860	87.6		1:56.194	
6	34.977	97.8	47.072	84.0	31.086	86.3		1:53.135		12									

56 Sarah Hutchison (7D) — Lancia Beta

lap	Sect-1	Speed	Sect-2	Speed	Sect-3	Speed	TopSpeed	laptime	pit	lap	Sect-1	Speed	Sect-2	Speed	Sect-3	Speed	Topspeed	laptime	pit
1		90.7	48.084	80.7	31.968	77.8		2:10.162		7	37.559	86.6	49.309	78.7	31.997	76.3		1:58.865	
2	35.601	97.4	47.057	79.8	31.927	77.9		1:54.585		8	36.459	96.1	47.587	78.1	31.744	76.1		1:55.790	
3	36.048	87.8	47.587	79.2	31.316	77.4		1:54.951		9	36.342	87.6	48.318	76.9	32.340	76.7		1:57.000	
4	36.468	95.9	47.390	79.1	31.595	77.7		1:55.453		10	36.364	86.3	50.513	78.3	31.741	76.2		1:58.618	
5	36.369	90.1	47.203	80.3	31.558	77.9		1:55.130		11	36.733	93.9	47.331	78.0	32.456	75.2		1:56.520	
6	36.224	92.3	46.827	78.9	33.416	75.4		1:56.467		12									

57 Mark Oldfield (7D) — Lancia Monte Beta Monte Carlo

lap	Sect-1	Speed	Sect-2	Speed	Sect-3	Speed	TopSpeed	laptime	pit	lap	Sect-1	Speed	Sect-2	Speed	Sect-3	Speed	Topspeed	laptime	pit
1		91.4	46.763	80.9	30.683	78.3		2:03.448		7	33.793	96.0	44.842	81.5	31.743	77.9		1:50.378	
2	33.846	97.0	45.346	81.1	30.645	78.2		1:49.837		8	33.908	101.4	45.451	80.5	31.008	76.4		1:50.367	
3	34.103	93.3	45.024	80.9	30.566	78.4		1:49.693		9	34.677	94.5	45.835	81.1	31.401	77.2		1:51.913	
4	33.558	95.3	44.860	81.9	31.267	78.0		1:49.685		10	34.355	94.8	47.212	80.5	32.195	77.0		1:53.762	
5	35.421	90.9	46.397	81.1	31.687	78.0		1:53.505		11	34.323	91.7	54.017	71.3				1:59.775	
6	36.271	114.9	46.227	80.3	30.846	77.9		1:53.344		12									

65 Stephen Cooke (7C) — Lotus 7 S4

lap	Sect-1	Speed	Sect-2	Speed	Sect-3	Speed	TopSpeed	laptime	pit	lap	Sect-1	Speed	Sect-2	Speed	Sect-3	Speed	Topspeed	laptime	pit
1		96.3	44.593	88.2	29.149	88.4		1:56.030		7	32.499	99.9	44.019	87.5	28.791	88.3		1:45.309	
2	32.231	100.6	45.492	83.0	28.971	86.6		1:46.694		8	32.448	101.5	43.367	89.2	29.240	83.7		1:45.055	
3	32.409	100.0	43.638	91.6	28.897	88.3		1:44.944		9	32.217	101.2	44.158	87.0	29.355	84.0		1:45.730	
4	32.109	102.9	42.894	90.1	29.490	81.7		1:44.493		10	32.369	101.1	45.056	88.3	30.459	84.5		1:47.884	
5	32.022	101.2	43.492	88.5	28.847	84.1		1:44.361		11	32.332	101.1	45.861	87.7	29.377	85.2		1:47.570	
6	32.191	100.0	43.179	88.7	29.008	89.0		1:44.378		12	32.113	100.6	43.014	89.2	29.905	81.7		1:45.032	

67 Tim Hayes (7I) — Alfa Romeo Alfa Sud Sprint

lap	Sect-1	Speed	Sect-2	Speed	Sect-3	Speed	TopSpeed	laptime	pit	lap	Sect-1	Speed	Sect-2	Speed	Sect-3	Speed	Topspeed	laptime	pit
1		93.5	45.858	82.6	30.101	80.5		2:02.076		7	35.126	94.8	45.709	82.1	32.342	79.5		1:53.177	
2	33.673	100.6	45.311	80.9	30.100	79.5		1:49.084		8	33.534	94.9	45.329	83.2	30.702	81.7		1:49.565	
3				82.7	30.189	80.2		1:48.635		9				80.9	31.025	81.5		1:51.466	
4	33.392	96.0	46.344	81.0	32.830	79.1		1:52.566		10	33.323	95.2	45.082	83.1	29.986	79.6		1:48.391	
5	34.631	97.7	47.096	81.6	32.103	80.0		1:53.830		11				82.8	31.050	79.6		1:49.692	
6	33.485	95.5	45.350	82.5	31.219	79.8		1:50.054		12									

68 Jon Wagstaff (7D) — Alfa Romeo GTV

lap	Sect-1	Speed	Sect-2	Speed	Sect-3	Speed	TopSpeed	laptime	pit	lap	Sect-1	Speed	Sect-2	Speed	Sect-3	Speed	Topspeed	laptime	pit
1		91.7	46.181	81.9	30.475	77.9		2:01.729		7	34.569	93.6	45.964	82.5	31.176	78.4		1:51.709	
2	34.440	93.7	45.134	83.3	30.400	80.4		1:49.974		8	34.185	93.6	45.216	82.7	31.590	78.7		1:50.991	
3	33.476	93.9	44.744	83.9	30.346	79.5		1:48.566		9	33.922	94.4	46.722	80.9	30.796	80.3		1:51.440	
4	33.450	96.3	46.252	81.6	31.215	80.1		1:50.917		10	33.621	92.2	44.537	81.7	30.213	79.6		1:48.371	
5	35.550	94.8	46.380	80.9	31.920	77.5		1:53.850		11	33.837	94.8	44.905	81.9	30.933	75.7		1:49.675	
6	34.151	93.2	45.275	82.8	31.318	77.5		1:50.744		12									

71 Dick Coffey (HRE) — Turner Mk1

lap	Sect-1	Speed	Sect-2	Speed	Sect-3	Speed	TopSpeed	laptime	pit	lap	Sect-1	Speed	Sect-2	Speed	Sect-3	Speed	Topspeed	laptime	pit
1								2:00.431		7								1:45.887	
2								1:48.952		8								1:46.943	
3								1:46.178		9								1:48.587	
4								1:46.245		10								1:49.093	
5								1:46.777		11								1:49.521	
6								1:46.096		12								1:48.121	

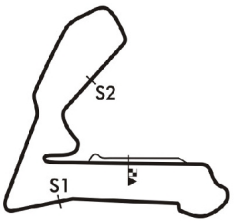

Session Start: 12:13:08 - Finish: 12:33:08
Weather/Track Conditions: Sun/Dry
Circuit: Croft
Track Length: 3.380 Km - 2.1002 miles

MST
Full results available at www.mstworld.com. Email: timing@mstworld.com

Printed : 06-08-2016 - 12:44

"Croft Nostalgia Weekend" Historic Race Meeting - 6 - 7 Aug 2016

HSCC 70s Road Sports & HSCC Historic Road Sports

Race 1 - Sector Analysis

77 David Tomkinson (7F) — Triumph Spitfire

lap	Sect-1	Speed	Sect-2	Speed	Sect-3	Speed	TopSpeed	laptime	pit	lap	Sect-1	Speed	Sect-2	Speed	Sect-3	Speed	Topspeed	laptime	pit
1		87.7	46.847	80.1	31.324	75.9		2:05.285		7	33.718	108.6	45.000	81.3	31.828	74.3		1:50.546	
2				81.0	30.866	76.1		1:50.997		8	35.663	103.6	45.890	80.1	32.502	75.8		1:54.055	
3	34.367	90.4	45.467	81.0	31.092	75.1		1:50.926		9	34.068	89.8	45.588	79.2	31.063	75.3		1:50.719	
4	34.097	99.6	45.280	81.5	31.114	75.7		1:50.491		10	33.944	107.9	47.010	77.6	31.048	75.7		1:52.002	
5	34.797	92.6	45.899	80.8	30.802	76.0		1:51.498		11	34.828	96.6	47.756	78.8	32.266	72.2		1:54.850	
6	33.917	114.3	45.981	81.1	31.023	76.1		1:50.921		12									

99 Stephen Chapman (HRG) — Sunbeam Harrington

lap	Sect-1	Speed	Sect-2	Speed	Sect-3	Speed	TopSpeed	laptime	pit	lap	Sect-1	Speed	Sect-2	Speed	Sect-3	Speed	Topspeed	laptime	pit
1		84.2	49.433	77.2	31.450	73.7		2:14.023		7	35.907	87.3	47.553	79.9	31.024	67.2		1:54.484	
2	36.130	88.8	48.962	79.0	31.970	76.2		1:57.062		8	35.978	87.6	47.408	80.1	30.597	75.1		1:53.983	
3	36.399	87.6	47.759	78.6	30.884	75.1		1:55.042		9	35.626	86.5	47.374	80.4	32.960	67.4		1:55.960	
4	36.459	86.8	47.635	77.6	31.172	74.0		1:55.266		10	35.959	85.6	49.345	74.9	31.111	73.0		1:56.415	
5	36.213	88.2	47.529	78.5	31.039	74.6		1:54.781		11	35.537	85.6	47.989	79.0	31.556	73.9		1:55.082	
6	35.804	85.2	51.243	70.9	31.601	74.2		1:58.648		12									

155 Nick Savage (HRA) — Chevrolet Camaro

lap	Sect-1	Speed	Sect-2	Speed	Sect-3	Speed	TopSpeed	laptime	pit	lap	Sect-1	Speed	Sect-2	Speed	Sect-3	Speed	Topspeed	laptime	pit
1		86.9	48.183	90.4	30.797	79.9		2:07.650		7	34.008	105.4	45.360	89.8	29.946	88.5		1:49.314	
2	35.864	105.4	45.435	90.4	29.986	85.9		1:51.285		8	33.713	101.4	45.716	90.6	30.891	79.4		1:50.320	
3	33.927	103.1	46.992	91.1	30.478	85.6		1:51.397		9	34.735	103.1	46.117	90.0	30.537	86.7		1:51.389	
4	34.482	105.7	46.104	89.4	30.063	87.6		1:50.649		10	33.668	103.2	46.682	89.4	30.197	85.5		1:50.547	
5	34.486	103.6	45.087	91.4	30.074	87.4		1:49.647		11	33.372	106.0	45.880	90.2	34.828	84.3		1:54.080	
6	34.433	93.6	47.099	91.7	29.642	88.8		1:51.174		12									

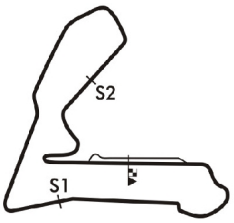

Session Start: 12:13:08 - Finish: 12:33:08
Weather/Track Conditions: Sun/Dry
Circuit: Croft
Track Length: 3.380 Km - 2.1002 miles

"Croft Nostalgia Weekend" Historic Race Meeting - 6 - 7 Aug 2016

HSCC 70s Road Sports & HSCC Historic Road Sports

Race 1 - Best Sector Times

			Sector 1			Sector 2			Sector 3					
POS	NO	DRIVER/S	TIME	LAP	POS	TIME	LAP	POS	TIME	LAP	POS	IDEAL LAP	BEST LAP	On
1	17	James Dean	30.274	9	3	40.406	11	1	27.454	1	1	1:38.134	**1:38.934**	**4**
2	51	Julian Barter	30.145	2	1	40.956	8	2	27.749	3	2	1:38.850	**1:38.955**	**5**
3	1	Kevin Kivlochan	30.227	4	2	41.826	5	5	27.922	4	3	1:39.975	**1:40.926**	**6**
4	14	David Boland	30.670	2	4	41.581	3	3	28.025	7	4	1:40.276	**1:40.739**	**2**
5	19	William Leverett	31.116	6	5	41.765	4	4	28.244	9	5	1:41.125	**1:41.452**	**4**
6	11	Howard Payne	31.591	9	8	41.908	8	6	28.916	5	8	1:42.415	**1:42.903**	**5**
7	30	John Williams	31.214	4	6	42.772	3	10	29.007	2	9	1:42.993	**1:43.414**	**4**
8	20	Mark Leverett	31.479	4	7	42.075	6	7	29.305	2	11	1:42.859	**1:42.983**	**4**
9	65	Stephen Cooke	32.022	5	10	42.894	4	11	28.791	7	7	1:43.707	**1:44.361**	**5**
10	25	Jim Grant	32.113	9	13	42.580	9	9	29.178	7	10	1:43.871	**1:44.935**	**9**
11	7	Simon Haughton	32.093	7	11	42.329	8	8	28.437	3	6	1:42.859	**1:43.288**	**4**
12	33	Matthew Nichols	32.100	8	12	43.894	2	13	29.932	3	17	1:45.926	**1:46.456**	**6**
13	71	Dick Coffey											**1:45.887**	**7**
14	12	Neil Brown	33.592	9	20	44.445	6	15	29.553	2	14	1:47.590	**1:49.024**	**9**
15	68	Jon Wagstaff	33.450	4	17	44.537	10	16	30.213	10	20	1:48.200	**1:48.371**	**10**
16	67	Tim Hayes	33.323	10	14	45.082	10	20	29.986	10	18	1:48.391	**1:48.391**	**10**
17	27	Chris Fisher	33.817	11	22	44.359	11	14	29.631	6	15	1:47.807	**1:48.689**	**10**
18	155	Nick Savage	33.372	11	16	45.087	5	21	29.642	6	16	1:48.101	**1:49.314**	**7**
19	77	David Tomkinson	33.718	7	21	45.000	7	19	30.802	5	24	1:49.520	**1:50.491**	**4**
20	55	Stephen Bellerby	33.343	3	15	45.475	3	22	29.346	2	12	1:48.164	**1:49.544**	**5**
21	57	Mark Oldfield	33.558	4	19	44.842	7	18	30.566	3	22	1:48.966	**1:49.685**	**4**
22	15	Michael Eagles	33.551	8	18	44.629	2	17	30.086	1	19	1:48.266	**1:48.579**	**2**
23	35	Robert Gate	31.659	4	9	43.455	3	12	29.382	6	13	1:44.496	**1:45.341**	**3**
24	18	Martin Dyson	34.094	5	23	46.425	3	24	30.552	4	21	1:51.071	**1:51.861**	**4**
25	99	Stephen Chapman	35.537	11	27	47.374	9	28	30.597	8	23	1:53.508	**1:53.983**	**8**
26	56	Sarah Hutchison	35.601	2	28	46.827	6	26	31.316	3	25	1:53.744	**1:54.585**	**2**
27	28	Chris Baines	35.029	8	24	46.106	5	23	31.400	8	28	1:52.535	**1:53.101**	**5**
28	22	Tony Davis	35.320	6	26	47.172	6	27	31.351	8	26	1:53.843	**1:54.111**	**4**
29	50	Stephen Cooper	35.968	6	29	47.846	6	29	32.493	2	30	1:56.307	**1:56.608**	**6**
30	21	Peter Chappell	37.091	10	30	48.683	3	30	31.772	4	29	1:57.546	**1:58.557**	**3**
31	6	Mike Foley	35.299	6	25	46.487	6	25	31.373	6	27	1:53.159	**1:53.159**	**6**

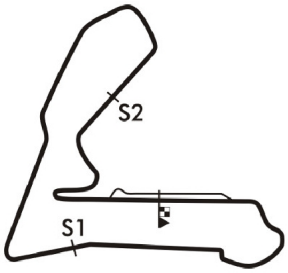

Session Start: 12:13:08 - Finish: 12:33:08
Weather/Track Conditions: Sun/Dry
Circuit: Croft
Track Length: 3.380 Km - 2.1002 miles

"Croft Nostalgia Weekend" Historic Race Meeting - 6 - 7 Aug 2016

HSCC 70s Road Sports & HSCC Historic Road Sports

Race 1 - Best Sector Speeds

	NO	SECTOR 1	MPH	NO	SECTOR 2	MPH	NO	SECTOR 3	MPH
1	14	David Boland	115.7	1	Kevin Kivlochan	96.3	1	Kevin Kivlochan	94.8
2	57	Mark Oldfield	114.9	17	James Dean	93.5	15	Michael Eagles	93.7
3	77	David Tomkinson	114.3	14	David Boland	92.8	17	James Dean	91.8
4	1	Kevin Kivlochan	112.2	51	Julian Barter	92.7	35	Robert Gate	91.4
5	15	Michael Eagles	108.8	15	Michael Eagles	92.6	20	Mark Leverett	90.7
6	51	Julian Barter	108.4	19	William Leverett	91.8	19	William Leverett	89.6
7	30	John Williams	108.1	35	Robert Gate	91.7	14	David Boland	89.0
8	19	William Leverett	107.9	155	Nick Savage	91.7	65	Stephen Cooke	89.0
9	20	Mark Leverett	106.7	65	Stephen Cooke	91.6	51	Julian Barter	88.9
10	155	Nick Savage	106.0	20	Mark Leverett	91.3	155	Nick Savage	88.8
11	17	James Dean	105.4	7	Simon Haughton	90.3	7	Simon Haughton	88.5
12	35	Robert Gate	105.0	30	John Williams	88.8	55	Stephen Bellerby	87.6
13	25	Jim Grant	103.6	11	Howard Payne	87.8	30	John Williams	86.0
14	65	Stephen Cooke	102.9	33	Matthew Nichols	87.5	11	Howard Payne	85.5
15	11	Howard Payne	102.5	55	Stephen Bellerby	87.2	33	Matthew Nichols	84.8
16	55	Stephen Bellerby	101.7	25	Jim Grant	85.8	25	Jim Grant	83.6
17	33	Matthew Nichols	100.6	12	Neil Brown	84.9	67	Tim Hayes	81.7
18	67	Tim Hayes	100.6	68	Jon Wagstaff	83.9	12	Neil Brown	81.1
19	7	Simon Haughton	98.7	67	Tim Hayes	83.2	68	Jon Wagstaff	80.4
20	12	Neil Brown	97.4	18	Martin Dyson	82.1	57	Mark Oldfield	78.4
21	56	Sarah Hutchison	97.4	57	Mark Oldfield	81.9	56	Sarah Hutchison	77.9
22	68	Jon Wagstaff	96.3	28	Chris Baines	81.6	27	Chris Fisher	77.6
23	22	Tony Davis	94.1	77	David Tomkinson	81.5	6	Mike Foley	76.3
24	18	Martin Dyson	91.8	27	Chris Fisher	81.4	99	Stephen Chapman	76.2
25	28	Chris Baines	90.6	6	Mike Foley	81.1	77	David Tomkinson	76.1
26	6	Mike Foley	90.2	56	Sarah Hutchison	80.7	28	Chris Baines	75.7
27	27	Chris Fisher	89.0	99	Stephen Chapman	80.4	18	Martin Dyson	75.5
28	99	Stephen Chapman	88.8	22	Tony Davis	79.0	21	Peter Chappell	75.5
29	50	Stephen Cooper	86.0	21	Peter Chappell	75.8	50	Stephen Cooper	72.6
30	21	Peter Chappell	83.6	50	Stephen Cooper	75.4	22	Tony Davis	70.3
31	71	Dick Coffey	0.0	71	Dick Coffey	0.0	71	Dick Coffey	0.0

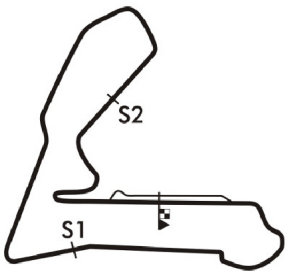

Session Start: 12:13:08 - Finish: 12:33:08
Weather/Track Conditions: Sun/Dry
Circuit: Croft
Track Length: 3.380 Km - 2.1002 miles

"Croft Nostalgia Weekend" Historic Race Meeting - 6 - 7 Aug 2016

HSCC 70s Road Sports & HSCC Historic Road Sports

Race 1 - Lap Chart

Lap 1			Lap 2			Lap 3			Lap 4			Lap 5			Lap 6		
NO	Behind	Laptime	NO	Behind	Laptime	NO	Behind	Laptime	NO	Behind	Laptime	NO	Behind	Laptime	NO	Behind	Laptime
17		1:44.523	17		1:39.274	17		1:39.335	17		1:38.934	17		1:39.149	17		1:40.585
51	2.752	1:47.275	51	2.491	1:39.013	51	2.209	1:39.053	51	2.568	1:39.293	51	2.374	1:38.955	51	1.693	1:39.904
14	3.905	1:48.428	14	5.370	1:40.739	14	6.974	1:40.939	14	9.639	1:41.599	1	12.633	1:41.837	6	1 LAP	1:54.672
1	4.232	1:48.755	1	6.155	1:41.197	1	7.885	1:41.065	1	9.945	1:40.994	14	13.542	1:43.052	50	1 LAP	1:57.622
30	6.387	1:50.910	19	10.473	1:43.204	19	13.327	1:42.189	19	15.845	1:41.452	19	18.334	1:41.638	1	12.974	1:40.926
19	6.543	1:51.066	30	11.996	1:44.883	30	16.305	1:43.644	30	20.785	1:43.414	30	26.985	1:45.349	14	15.363	1:42.406
20	7.732	1:52.255	20	12.473	1:44.015	20	16.889	1:43.751	20	20.938	1:42.983	7	27.081	1:44.864	21	1 LAP	2:02.768
7	8.013	1:52.536	7	12.797	1:44.058	7	17.012	1:43.550	7	21.366	1:43.288	20	27.497	1:45.708	19	19.725	1:41.976
65	11.507	1:56.030	65	18.927	1:46.694	11	23.981	1:43.045	11	28.248	1:43.201	11	32.002	1:42.903	30	31.522	1:45.122
35	12.580	1:57.103	11	20.271	1:46.019	65	24.536	1:44.944	65	30.095	1:44.493	65	35.307	1:44.361	7	32.144	1:45.648
11	13.526	1:58.049	35	20.376	1:47.070	35	26.382	1:45.341	25	34.335	1:45.427	25	41.232	1:46.046	20	33.629	1:46.717
25	14.246	1:58.769	25	21.548	1:46.576	25	27.842	1:45.629	33	37.668	1:46.703	33	45.710	1:47.191	11	35.210	1:43.793
33	14.909	1:59.432	33	22.372	1:46.737	33	29.899	1:46.862	71	39.740	1:46.245	71	47.368	1:46.777	65	39.100	1:44.378
15	15.025	1:59.548	15	24.330	1:48.579	71	32.429	1:46.178	15	48.930	1:52.483	15	1:02.604	1:52.823	25	47.358	1:46.711
71	15.908	2:00.431	71	25.586	1:48.952	15	35.381	1:50.386	68	49.120	1:50.917	35	1:03.450	1:49.172	33	51.581	1:46.456
68	17.206	2:01.729	67	27.363	1:49.084	67	36.663	1:48.635	67	50.295	1:52.566	68	1:03.821	1:53.850	71	52.879	1:46.096
67	17.553	2:02.076	68	27.906	1:49.974	68	37.137	1:48.566	57	50.597	1:49.685	57	1:04.953	1:53.505	35	1:10.394	1:47.529
57	18.925	2:03.448	57	29.488	1:49.837	57	39.846	1:49.693	12	53.251	1:51.759	67	1:04.976	1:53.830	15	1:13.196	1:51.177
12	19.716	2:04.239	12	29.855	1:49.413	12	40.426	1:49.906	35	53.427	2:05.979	12	1:05.197	1:51.095	68	1:13.980	1:50.744
77	20.762	2:05.285	77	32.485	1:50.997	77	44.076	1:50.926	77	55.633	1:50.491	27	1:05.904	1:49.284	12	1:14.206	1:49.594
55	21.144	2:05.667	55	32.513	1:50.643	27	44.969	1:50.280	27	55.769	1:49.734	77	1:07.982	1:51.498	67	1:14.445	1:50.054
27	22.127	2:06.650	27	34.024	1:51.171	55	45.557	1:52.379	55	58.343	1:51.720	55	1:08.738	1:49.544	27	1:15.424	1:50.105
18	23.070	2:07.593	155	35.138	1:51.285	155	47.200	1:51.397	155	58.915	1:50.649	155	1:09.413	1:49.647	57	1:17.712	1:53.344
155	23.127	2:07.650	18	37.814	1:54.018	18	50.648	1:52.169	18	1:03.575	1:51.861	18	1:17.253	1:52.827	77	1:18.318	1:50.921
56	25.639	2:10.162	56	40.950	1:54.585	56	56.566	1:54.951	56	1:13.085	1:55.453	56	1:29.066	1:55.130	155	1:20.002	1:51.174
22	26.239	2:10.762	22	42.956	1:55.991	22	59.654	1:56.033	22	1:14.831	1:54.111	22	1:30.633	1:54.951	55	1:21.288	1:53.135
50	28.293	2:12.816	50	47.197	1:58.178	99	1:02.995	1:55.042	99	1:19.327	1:55.266	99	1:34.959	1:54.781	18	1:33.262	1:56.594
99	29.500	2:14.023	99	47.288	1:57.062	50	1:05.807	1:57.945	50	1:24.368	1:57.495	28	1:38.570	1:53.101			
28	31.569	2:16.092	28	52.139	1:59.844	28	1:07.967	1:55.163	28	1:24.618	1:55.585						
6	32.640	2:17.163	6	52.912	1:59.546	6	1:09.213	1:55.636	6	1:27.001	1:56.722						
21	33.448	2:17.971	21	54.001	1:59.827	21	1:13.223	1:58.557	21	1:33.754	1:59.465						

Session Start: 12:13:08 - Finish: 12:33:08
Weather/Track Conditions: Sun/Dry
Circuit: Croft
Track Length: 3.380 Km - 2.1002 miles

"Croft Nostalgia Weekend" Historic Race Meeting - 6 - 7 Aug 2016

HSCC 70s Road Sports & HSCC Historic Road Sports

Race 1 - Lap Chart

Lap 7			Lap 8			Lap 9			Lap 10			Lap 11			Lap 12		
NO	Behind	Laptime	NO	Behind	Laptime	NO	Behind	Laptime	NO	Behind	Laptime	NO	Behind	Laptime	NO	Behind	Laptime
17		1:40.099	17		1:39.111	17		1:39.406	17		1:40.869	17		1:38.998	17		1:40.009
51	1.650	1:40.056	51	2.258	1:39.719	155	1 LAP	1:50.320	51	3.786	1:41.924	21	2 LAPS	2:00.777	22	2 LAPS	1:55.609
56	1 LAP	1:56.467	18	1 LAP	1:57.607	51	2.731	1:39.879	12	1 LAP	1:49.024	51	4.773	1:39.985	51	6.977	1:42.213
22	1 LAP	1:57.125	1	17.797	1:43.026	77	1 LAP	1:54.055	68	1 LAP	1:51.440	12	1 LAP	1:50.211	50	2 LAPS	2:06.183
99	1 LAP	1:58.648	14	21.676	1:44.200	55	1 LAP	1:52.013	67	1 LAP	1:51.466	68	1 LAP	1:48.371	21	2 LAPS	1:59.034
28	1 LAP	1:55.858	56	1 LAP	1:58.865	1	19.852	1:41.461	15	1 LAP	1:53.797	67	1 LAP	1:48.391	12	1 LAP	1:49.588
1	13.882	1:41.007	22	1 LAP	1:58.750	14	25.429	1:43.159	27	1 LAP	1:52.499	27	1 LAP	1:48.689	1	27.299	1:44.126
6	1 LAP	1:53.159	99	1 LAP	1:54.484	18	1 LAP	1:58.191	57	1 LAP	1:51.913	15	1 LAP	1:51.673	68	1 LAP	1:49.675
14	16.587	1:41.323	19	28.477	1:43.648	19	31.899	1:42.828	155	1 LAP	1:51.389	155	1 LAP	1:50.547	67	1 LAP	1:49.692
50	1 LAP	1:56.608	28	1 LAP	1:55.907	56	1 LAP	1:55.790	77	1 LAP	1:50.719	1	23.182	1:41.893	27	1 LAP	1:49.809
19	23.940	1:44.314	6	1 LAP	1:56.459	99	1 LAP	1:53.983	55	1 LAP	1:50.452	57	1 LAP	1:53.762	14	34.471	1:45.029
30	36.159	1:44.736	35	1 LAP	2:42.839	35	1 LAP	1:49.122	1	20.287	1:41.304	77	1 LAP	1:52.002	155	1 LAP	1:54.080
7	36.332	1:44.287	50	1 LAP	1:59.730	22	1 LAP	1:59.199	14	27.111	1:42.551	55	1 LAP	1:51.756	77	1 LAP	1:54.850
21	1 LAP	2:02.188	30	41.998	1:44.950	28	1 LAP	1:56.102	19	34.454	1:43.424	14	29.451	1:41.338	55	1 LAP	1:56.194
11	39.997	1:44.886	7	42.056	1:44.835	30	52.152	1:49.560	18	1 LAP	1:57.892	19	38.521	1:43.065	19	44.697	1:46.185
65	44.310	1:45.309	11	44.249	1:43.363	11	54.017	1:49.174	35	1 LAP	1:49.141	35	1 LAP	1:49.123	**57**	1 LAP	1:59.775
20	51.376	1:57.846	65	50.254	1:45.055	65	56.578	1:45.730	56	1 LAP	1:57.000	11	1:02.824	1:44.565	15	1 LAP	2:04.707
25	52.868	1:45.609	20	58.152	1:45.887	7	1:00.180	1:57.530	11	57.257	1:44.109	18	1 LAP	1:59.348	11	1:08.071	1:45.256
33	58.325	1:46.843	25	59.045	1:45.288	20	1:03.130	1:44.384	99	1 LAP	1:55.960	30	1:09.346	1:49.291	35	1 LAP	1:53.717
71	58.667	1:45.887	21	1 LAP	2:02.348	50	1 LAP	2:04.503	30	59.053	1:47.770	65	1:12.165	1:47.570	30	1:15.903	1:46.566
15	1:25.096	1:51.999	33	1:05.934	1:46.720	25	1:04.574	1:44.935	65	1:03.593	1:47.884	20	1:12.680	1:44.176	20	1:16.217	1:43.546
68	1:25.590	1:51.709	71	1:06.499	1:46.943	33	1:14.398	1:47.870	28	1 LAP	1:59.633	99	1 LAP	1:56.415	65	1:17.188	1:45.032
12	1:26.201	1:52.094	15	1:36.105	1:50.120	71	1:15.680	1:48.587	20	1:07.502	1:45.241	56	1 LAP	1:58.618	18	1 LAP	1:55.468
27	1:26.832	1:51.507	12	1:36.833	1:49.743	21	1 LAP	2:00.923	25	1:09.310	1:45.605	25	1:17.761	1:47.449	25	1:25.028	1:47.276
67	1:27.523	1:53.177	68	1:37.470	1:50.991				7	1:11.285	1:51.974	7	1:24.996	1:52.709	99	1 LAP	1:55.082
57	1:27.991	1:50.378	27	1:37.757	1:50.036				33	1:22.264	1:48.735	28	1 LAP	1:59.832	56	1 LAP	1:56.520
77	1:28.765	1:50.546	67	1:37.977	1:49.565				71	1:23.904	1:49.093	33	1:31.933	1:48.667	7	1:35.791	1:50.804
155	1:29.217	1:49.314	57	1:39.247	1:50.367				22	1 LAP	2:21.815	71	1:34.427	1:49.521	33	1:39.540	1:47.616
55	1:31.994	1:50.805							50	1 LAP	2:07.377				71	1:42.539	1:48.121
															28	1 LAP	1:58.364

Session Start: 12:13:08 - Finish: 12:33:08
Weather/Track Conditions: Sun/Dry
Circuit: Croft
Track Length: 3.380 Km - 2.1002 miles

"Croft Nostalgia Weekend" Historic Race Meeting - 6 - 7 Aug 2016

HSCC Historic Formula 3 Supported by the Cubicle Centre & HSCC Classic Racing Cars

Race 2 - Classification

Sheet No:

POS	NO	DRIVER/S	CLASS	CLASS POS	CAR MAKE / MODEL	TIME	LAPS	GAP	DIFF	MPH	BEST	ON
1	31	Robert Wainwright	CRC	1	Crossle 18F	20:17.944	14	-- 14 laps		86.90	1:24.876	3
2	12	Andy Jarvis	CRG	1	Palliser WDB2	21:20.401	14	1:02.457	1:02.457	82.67	1:30.135	10
3	57	David Wild	CRC	2	March 712	21:20.736	14	1:02.792	0.335	82.65	1:29.221	10
4	18	Brian Cullen	CRC	3	Crossle 19F	21:38.835	14	1:20.891	18.099	81.49	1:30.717	4
5	81	Julian Stokes	CRC	4	Tecno F2	20:23.042	13	-- 13 laps	17.398	80.36	1:30.626	5
6	22	Simon Armer	3B	1	March 703	20:48.419	13	25.377	25.377	78.73	1:34.112	2
7	15	Mark Goodyear	CRG	2	Lotus 59	20:58.585	13	35.543	10.166	78.09	1:34.955	7
8	1	Leif Bosson	3B	2	Brabham BT28	21:09.506	13	46.464	10.921	77.42	1:36.023	9
9	82	Marcus Mussa	3B	3	Tecno F3	21:14.577	13	51.535	5.071	77.11	1:35.959	9
10	10	Paul Waine	3B	4	De Sanctis F3 69	21:15.316	13	52.274	0.739	77.07	1:34.428	10
11	96	Keith Messer	3B	5	Vesey Ford	21:36.253	13	1:13.211	20.937	75.83	1:37.098	10
12	71	Chris Holland	3B	6	Brabham BT21	21:41.186	13	1:18.144	4.933	75.53	1:38.520	10
13	2	Barry Sewell	3B	7	Lotus 41	21:44.182	13	1:21.140	2.996	75.36	1:37.490	11
14	14	Phil Nelson	CRF	1	Hawke DL2B	21:52.600	13	1:29.558	8.418	74.88	1:37.213	4
15	49	Thomas Smith	CRH	1	Hesketh F3	22:11.570	13	1:48.528	18.970	73.81	1:32.991	12
16	53	Mark Goldsmith	CRC	5	Elfin 622	20:22.063	12	-- 12 laps		74.24	1:38.691	4
17	51	Rob Thorpe	3B	8	March 703	20:39.786	12	17.723	17.723	73.18	1:39.328	10
18	62	Geoffrey O'nion	3B	9	Tecno F3	21:04.805	12	42.742	25.019	71.73	1:40.727	11
19	24	Andrew Thorpe	CRG	3	Brabham BT35	21:19.021	12	56.958	14.216	70.94	1:42.584	8
20	27	Peter Williams	3B	10	Brabham BT15	21:21.196	10	-- 10 laps	3:29.901	59.01	2:02.423	2
		---------- NOT CLASSIFIED ----------										
DNF	41	Peter Hamilton	CRF		Alexis Mk15	19:51.280	11	-- 11 laps		69.81	1:38.504	2
DNF	26	Steve Seaman	3B		Brabham BT21	13:20.728	8	-- 8 laps --		75.53	1:37.345	4
DNF	91	Jonathon Hughes	3B		Merlyn Mk14A	11:00.785	7	-- 7 laps --		80.09	1:32.412	4
DNF	16	Mark Linstone	3B		Brabham BT21	10:00.200	6	-- 6 laps --	32.518	75.58	1:37.089	2
DNF	5	Jim Blockley	3B		Chevron B17	3:46.421	2	-- 2 laps --	20.147	66.78	1:54.185	1

FASTEST LAP SUMMARY

NO	DRIVER/S	CLASS	CAR MAKE / MODEL	FASTEST LAP	ON	MPH
31	Robert Wainwright	CRC	Crossle 18F	1:24.876	3	89.08
12	Andy Jarvis	CRG	Palliser WDB2	1:30.135	10	83.88
91	Jonathon Hughes	3B	Merlyn Mk14A	1:32.412	4	81.82
49	Thomas Smith	CRH	Hesketh F3	1:32.991	12	81.31
14	Phil Nelson	CRF	Hawke DL2B	1:37.213	4	77.78

Car 49 - 30 second penalty, no working transponder - Regulation Q12.2.1 refers.
Cars 65 & 69 did not start.

Session Start: 13:33:19 - Finish: 13:53:37
Weather/Track Conditions: Sun/Dry
Circuit: Croft
Track Length: 3.380 Km - 2.1002 miles

These results are provisional until the conclusion of any judicial and technical matters.

Clerk of the Course:	Timekeeper:	Issued at:
Julian Floyd	Nick Palmer	

MST

Printed : 06-08-2016 - 13:55

Full results available at www.mstworld.com. Email: timing@mstworld.com

"Croft Nostalgia Weekend" Historic Race Meeting - 6 - 7 Aug 2016

HSCC Historic Formula 3 Supported by the Cubicle Centre & HSCC Classic Racing Cars

Race 2 - Sector Analysis

1 Leif Bosson (3B) — Brabham BT28

lap	Sect-1	Speed	Sect-2	Speed	Sect-3	Speed	TopSpeed	laptime	pit	lap	Sect-1	Speed	Sect-2	Speed	Sect-3	Speed	Topspeed	laptime	pit
1		105.2	40.291	92.4	26.696	91.1		1:45.807		8	29.740	104.5	40.641	90.9	26.917	91.9		1:37.298	
2	30.005	105.5	39.317	93.3	27.817	91.1		1:37.139		9	29.999	103.7	39.431	94.0	26.593	90.9		1:36.023	
3	30.502	104.5	39.223	94.0	26.579	91.2		1:36.304		10	30.226	104.2	39.591	93.3	26.785	92.2		1:36.602	
4	30.559	104.2	39.615	93.1	26.427	91.4		1:36.601		11	29.692	104.2	39.918	92.2	26.455	91.4		1:36.065	
5	30.359	104.0	41.028	90.2	26.753	92.2		1:38.140		12	29.822	104.7	39.812	92.4	26.503	92.4		1:36.137	
6	30.503	103.4	40.474	91.2	26.889	91.3		1:37.866		13	30.341	102.8	41.792	90.3	27.053	90.2		1:39.186	
7	29.743	105.2	39.673	92.9	26.922	91.3		1:36.338		14									

2 Barry Sewell (3B) — Lotus 41

lap	Sect-1	Speed	Sect-2	Speed	Sect-3	Speed	TopSpeed	laptime	pit	lap	Sect-1	Speed	Sect-2	Speed	Sect-3	Speed	Topspeed	laptime	pit
1		98.3	42.928	89.4	27.489	88.9		1:53.862		8	30.786	103.6	40.692	93.7	26.855	89.2		1:38.333	
2	30.792	102.3	41.820	92.9	27.380	89.7		1:39.992		9	30.727	102.9	40.606	95.1	27.072	89.2		1:38.405	
3	31.264	96.4	42.237	92.3	27.807	86.9		1:41.308		10	30.298	103.7	40.917	90.9	28.133	90.9		1:39.348	
4	31.247	99.3	41.751	91.7	27.677	88.2		1:40.675		11	30.263	100.5	40.414	94.7	26.813	88.3		1:37.490	
5	30.972	102.5	41.349	93.6	27.293	88.8		1:39.614		12	30.292	102.9	40.155	93.1	27.189	89.4		1:37.636	
6	31.210	100.8	41.853	92.4	27.044	91.3		1:40.107		13	30.278	101.7	40.679	94.4	27.009	84.6		1:37.966	
7	31.351	102.9	41.101	94.1	26.994	89.2		1:39.446		14									

5 Jim Blockley (3B) — Chevron B17

lap	Sect-1	Speed	Sect-2	Speed	Sect-3	Speed	TopSpeed	laptime	pit	lap	Sect-1	Speed	Sect-2	Speed	Sect-3	Speed	Topspeed	laptime	pit
1		95.6	43.057	87.5	28.620	75.8		1:54.185		2	34.982	92.7	48.910	81.8				1:52.236	

10 Paul Waine (3B) — De Sanctis F3 69

lap	Sect-1	Speed	Sect-2	Speed	Sect-3	Speed	TopSpeed	laptime	pit	lap	Sect-1	Speed	Sect-2	Speed	Sect-3	Speed	Topspeed	laptime	pit
1		100.6	43.368	88.5	27.286	88.9		1:55.790		8	29.199	104.0	38.929	93.6	27.644	90.4		1:35.772	
2	30.772	102.6	41.106	91.8	27.541	89.8		1:39.419		9	29.414	103.6	39.044	90.3	26.535	89.2		1:34.993	
3	30.344	104.0	41.249	91.4	26.646	89.1		1:38.239		10	29.068	103.1	38.742	92.8	26.618	89.1		1:34.428	
4	29.574	103.4	39.378	93.3	27.149	90.4		1:36.101		11	29.262	102.1	38.877	93.1	26.915	89.1		1:35.054	
5	31.776	99.0	40.024	93.3	27.655	91.1		1:39.455		12	29.035	102.9	38.854	92.8	26.806	89.6		1:34.695	
6	30.649	102.0	40.903	93.1	27.751	90.0		1:39.303		13	29.054	103.4	39.210	93.9	26.914	90.9		1:35.178	
7	30.295	101.8	39.411	93.2	27.183	88.9		1:36.889		14									

12 Andy Jarvis (CRG) — Palliser WDB2

lap	Sect-1	Speed	Sect-2	Speed	Sect-3	Speed	TopSpeed	laptime	pit	lap	Sect-1	Speed	Sect-2	Speed	Sect-3	Speed	Topspeed	laptime	pit
1		116.3	38.423	99.6	25.618	101.4		1:38.296		8	28.498	113.4	37.589	101.2	25.838	99.6		1:31.925	
2	27.596	118.4	37.956	100.0	25.762	100.3		1:31.314		9	27.865	115.9	37.528	101.2	25.982	98.3		1:31.375	
3	27.855	111.8	37.435	99.3	25.786	100.0		1:31.076		10	27.500	113.9	37.235	101.8	25.400	100.6		1:30.135	
4	27.930	113.2	37.592	100.9	25.802	99.9		1:31.324		11	27.716	114.9	37.113	102.3	25.523	99.3		1:30.352	
5	27.983	112.2	37.322	102.0	25.432	100.2		1:30.737		12	27.434	113.0	37.744	100.5	25.342	101.2		1:30.520	
6	28.464	112.2	37.868	98.1	25.405	100.3		1:31.737		13	28.042	115.7	37.130	101.5	25.805	100.3		1:30.977	
7	27.382	114.7	37.263	102.6	25.562	97.4		1:30.207		14	27.545	113.7	37.154	101.2	25.727	98.7		1:30.426	

14 Phil Nelson (CRF) — Hawke DL2B

lap	Sect-1	Speed	Sect-2	Speed	Sect-3	Speed	TopSpeed	laptime	pit	lap	Sect-1	Speed	Sect-2	Speed	Sect-3	Speed	Topspeed	laptime	pit
1		96.8	41.751	90.8	26.983	88.0		1:49.802		8	31.227	99.0	41.306	89.5	26.887	87.0		1:39.420	
2	30.668	100.3	41.543	89.7	26.986	87.2		1:39.197		9	30.769	98.3	41.398	90.3	26.832	87.3		1:38.999	
3	31.170	98.1	40.156	90.8	26.794	88.1		1:38.120		10	31.357	97.8	41.966	88.2	31.327	86.8		1:44.650	
4	30.665	97.7	40.053	90.6	26.495	88.3		1:37.213		11	31.411	95.6	41.138	89.0	27.025	87.4		1:39.574	
5	31.071	100.3	43.241	82.7	27.395	88.2		1:41.707		12	32.372	95.3	41.882	90.1	27.120	87.3		1:41.374	
6	31.252	98.3	42.691	89.1	29.396	88.1		1:43.339		13	31.563	96.7	41.098	89.8	26.915	86.5		1:39.576	
7	31.711	98.5	40.970	90.3	26.948	87.2		1:39.629		14									

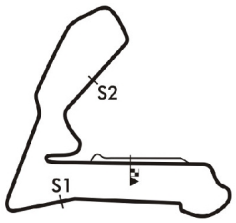

Session Start: 13:33:19 - Finish: 13:53:37
Weather/Track Conditions: Sun/Dry
Circuit: Croft
Track Length: 3.380 Km - 2.1002 miles

"Croft Nostalgia Weekend" Historic Race Meeting - 6 - 7 Aug 2016

HSCC Historic Formula 3 Supported by the Cubicle Centre & HSCC Classic Racing Cars

Race 2 - Sector Analysis

15 Mark Goodyear (CRG) — Lotus 59

lap	Sect-1	Speed	Sect-2	Speed	Sect-3	Speed	TopSpeed	laptime	pit	lap	Sect-1	Speed	Sect-2	Speed	Sect-3	Speed	Topspeed	laptime	pit
1		112.2	40.119	98.4	25.847	91.1		1:43.130		8	29.393	110.2	41.897	98.1	26.010	98.0		1:37.300	
2	29.862	109.3	41.383	98.1	25.693	97.4		1:36.938		9	29.309	113.7	41.080	97.8	25.990	97.4		1:36.379	
3	29.455	108.1	41.523	99.1	25.638	98.5		1:36.616		10	29.915	109.1	40.837	97.5	25.816	98.0		1:36.568	
4	29.737	108.4	40.687	98.3	25.731	99.0		1:36.155		11	29.535	111.1	40.968	95.6	25.656	99.0		1:36.159	
5	30.314	106.7	41.305	98.8	25.732	99.4		1:37.351		12	29.868	110.7	40.418	99.1	25.589	98.0		1:35.875	
6	29.608	110.9	39.510	97.4	25.938	98.8		1:35.056		13	29.644	111.5	40.212	99.4	26.247	97.5		1:36.103	
7	29.470	108.9	39.296	98.4	26.189	97.8		1:34.955		14									

16 Mark Linstone (3B) — Brabham BT21

lap	Sect-1	Speed	Sect-2	Speed	Sect-3	Speed	TopSpeed	laptime	pit	lap	Sect-1	Speed	Sect-2	Speed	Sect-3	Speed	Topspeed	laptime	pit
1		104.7	40.296	92.9	27.318	90.4		1:49.185		4	29.948	104.2	40.563	81.1	27.090	88.9		1:37.601	
2	30.266	101.2	40.164	92.8	26.659	90.9		1:37.089		5	30.635	104.4	40.917	89.4	27.017	87.2		1:38.569	
3	30.274	102.6	40.214	91.6	27.278	90.6		1:37.766		6	30.444	98.8	40.157	89.6	29.389	52.1		1:39.990	

18 Brian Cullen (CRC) — Crossle 19F

lap	Sect-1	Speed	Sect-2	Speed	Sect-3	Speed	TopSpeed	laptime	pit	lap	Sect-1	Speed	Sect-2	Speed	Sect-3	Speed	Topspeed	laptime	pit
1		114.7	39.141	101.4	24.939	103.9		1:39.536		8				99.4	24.954	102.5		1:32.312	
2	28.224	113.9	37.834	102.9	25.479	101.8		1:31.537		9	27.881	113.9	38.918	100.9	25.710	95.1		1:32.509	
3	28.809	113.9	38.098	103.6	24.711	103.7		1:31.618		10	28.679	114.1	38.530	101.5	25.584	101.4		1:32.793	
4	28.335	116.3	37.433	102.0	24.949	104.7		1:30.717		11	28.475	110.4	39.209	101.1	25.283	103.7		1:32.967	
5	28.205	114.9	37.797	102.3	25.228	103.2		1:31.230		12	30.563	112.2	38.346	103.6	25.244	102.6		1:34.153	
6				102.6	25.415	103.7		1:31.036		13	28.782	114.9	39.006	99.1	25.216	99.6		1:33.004	
7	28.113	115.9	38.701	102.8	25.418	99.7		1:32.232		14	28.593	114.1	38.688	99.9	25.910	96.8		1:33.191	

22 Simon Armer (3B) — March 703

lap	Sect-1	Speed	Sect-2	Speed	Sect-3	Speed	TopSpeed	laptime	pit	lap	Sect-1	Speed	Sect-2	Speed	Sect-3	Speed	Topspeed	laptime	pit
1		104.7	39.025	95.2	26.296	91.3		1:41.960		8	29.901	97.4	41.399	85.5	26.950	88.7		1:38.250	
2	28.797	104.4	38.829	95.2	26.486	90.6		1:34.112		9	29.557	101.4	38.644	94.9	26.790	89.6		1:34.991	
3	30.062	100.8	39.317	92.1	26.644	89.8		1:36.023		10	29.217	102.6	41.782	92.9	26.482	89.8		1:37.481	
4	29.546	101.8	38.328	95.2	26.542	90.3		1:34.416		11	29.493	101.7	39.427	94.8	26.319	89.5		1:35.239	
5	29.396	101.4	38.879	93.5	26.608	90.8		1:34.883		12	29.539	100.8	38.902	95.3	26.573	90.3		1:35.014	
6	29.784	100.6	39.212	94.4	26.763	88.9		1:35.759		13	29.486	101.1	39.063	95.2	26.794	88.7		1:35.343	
7	29.717	101.5	38.528	95.9	26.703	88.2		1:34.948		14									

24 Andrew Thorpe (CRG) — Brabham BT35

lap	Sect-1	Speed	Sect-2	Speed	Sect-3	Speed	TopSpeed	laptime	pit	lap	Sect-1	Speed	Sect-2	Speed	Sect-3	Speed	Topspeed	laptime	pit
1		95.7	44.496	85.2	30.138	82.7		2:01.348		7	32.933	94.3	43.068	88.0	28.838	79.6		1:44.839	
2	36.242	91.3	43.059	86.3	30.729	79.4		1:50.030		8	33.111	92.8	41.336	91.7	28.137	82.4		1:42.584	
3	33.307	93.3	43.093	86.6	28.846	84.3		1:45.246		9	32.376	93.1	43.196	90.9	28.876	85.2		1:44.448	
4	33.489	90.4	43.485	84.9	31.243	81.2		1:48.217		10	32.176	95.2	44.082	87.3	28.797	82.3		1:45.055	
5	33.054	92.1	42.112	86.3	28.930	81.1		1:44.096		11	32.480	89.2	42.793	88.9	28.518	86.7		1:43.791	
6	32.509	89.6	44.070	90.8	28.853	81.9		1:45.432		12	32.140	95.1	42.467	92.1	29.328	84.1		1:43.935	

26 Steve Seaman (3B) — Brabham BT21

lap	Sect-1	Speed	Sect-2	Speed	Sect-3	Speed	TopSpeed	laptime	pit	lap	Sect-1	Speed	Sect-2	Speed	Sect-3	Speed	Topspeed	laptime	pit
1		105.2	40.681	82.3	26.969	86.6		1:46.805		5	30.240	102.5	42.235	74.0	29.463	85.1		1:41.938	
2	29.979	104.0	39.760	74.0	29.041	87.6		1:38.780		6	31.078	100.3	40.324	89.6	27.042	89.2		1:38.444	
3	30.464	101.4	40.104	87.3	27.293	90.4		1:37.861		7	30.345	102.0	40.499	85.2	27.776	86.4		1:38.620	
4	30.249	103.6	39.613	90.7	27.483	89.5		1:37.345		8	30.595	98.7	42.629	85.5	27.711	86.8		1:40.935	

27 Peter Williams (3B) — Brabham BT15

lap	Sect-1	Speed	Sect-2	Speed	Sect-3	Speed	TopSpeed	laptime	pit	lap	Sect-1	Speed	Sect-2	Speed	Sect-3	Speed	Topspeed	laptime	pit
1		81.8	53.841	73.7	31.707	79.1		2:17.437		6	45.506	80.7	57.599	73.2	31.866	78.2		2:14.971	
2	37.590	89.8	51.836	77.5	32.997	73.4		2:02.423		7	40.977	81.3	53.366	73.2	31.112	78.2		2:05.455	
3	40.148	85.9	53.769	73.3	32.060	79.9		2:05.977		8	40.638	87.7	56.795	74.6	31.957	71.9		2:09.390	
4	39.739	81.5	53.297	69.7	34.000	78.9		2:07.036		9	39.926	83.1	52.114	76.6	31.045	75.0		2:03.085	
5	41.945	81.3	53.260	74.2	32.572	73.4		2:07.777		10	37.506	85.5	54.651	75.7	35.488	61.7		2:07.645	

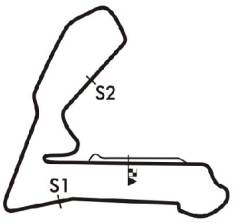

Session Start: 13:33:19 - Finish: 13:53:37
Weather/Track Conditions: Sun/Dry
Circuit: Croft
Track Length: 3.380 Km - 2.1002 miles

"Croft Nostalgia Weekend" Historic Race Meeting - 6 - 7 Aug 2016

HSCC Historic Formula 3 Supported by the Cubicle Centre & HSCC Classic Racing Cars

Race 2 - Sector Analysis

31 Robert Wainwright (CRC) — Crossle 18F

lap	Sect-1	Speed	Sect-2	Speed	Sect-3	Speed	TopSpeed	laptime	pit	lap	Sect-1	Speed	Sect-2	Speed	Sect-3	Speed	Topspeed	laptime	pit
1				104.2	24.241	102.6		1:31.548		8	26.967	116.1	35.604	103.7	24.341	100.8		1:26.912	
2	26.118	117.3	34.791	105.4	25.525	97.3		1:26.434		9	26.104	117.1	38.040	101.5	24.202	101.2		1:28.346	
3	26.309	115.3	34.728	104.7	23.839	102.6		1:24.876		10	26.474	115.1	35.259	103.9	24.324	101.5		1:26.057	
4	26.411	117.5	35.042	104.7	23.842	103.4		1:25.295		11	26.275	114.3	35.375	104.9	24.313	101.2		1:25.963	
5	25.941	117.7	35.725	102.6	24.160	103.2		1:25.826		12	26.713	114.5	34.690	104.4	24.408	101.7		1:25.811	
6	26.103	116.5	34.757	103.9	24.076	103.9		1:24.936		13	27.487	113.4	35.918	105.0	24.473	102.8		1:27.878	
7	27.106	116.7	36.138	103.4	25.365	103.7		1:28.609		14	26.461	116.7	37.731	99.3	25.261	86.7		1:29.453	

41 Peter Hamilton (CRF) — Alexis Mk15

lap	Sect-1	Speed	Sect-2	Speed	Sect-3	Speed	TopSpeed	laptime	pit	lap	Sect-1	Speed	Sect-2	Speed	Sect-3	Speed	Topspeed	laptime	pit
1		101.5	40.849	92.9	26.974	89.0		1:47.489		7	32.596	78.9	48.577	84.1	29.287	80.7		1:50.460	
2	30.368	102.5	40.285	91.1	27.851	81.3		1:38.504		8	33.562	93.7	55.585	77.9	29.919	83.5		1:59.066	
3	30.958	103.4	40.712	92.3	27.199	88.3		1:38.869		9	33.440	87.5	48.967	80.5	29.976	82.5		1:52.383	
4				90.1	27.440	88.1		1:38.721		10	35.056	75.4	53.357	60.6	31.312	77.0		1:59.725	
5	31.059	89.5	44.163	83.2	27.966	88.7		1:43.188		11	36.729	62.3	51.534	67.1				1:58.236	
6	32.027	90.6	44.669	87.3	27.943	87.2		1:44.639		12									

49 Thomas Smith (CRH) — Hesketh F3

lap	Sect-1	Speed	Sect-2	Speed	Sect-3	Speed	TopSpeed	laptime	pit	lap	Sect-1	Speed	Sect-2	Speed	Sect-3	Speed	Topspeed	laptime	pit
1								2:07.849		8								1:33.923	
2			In		In			2:09.384	P	9								1:38.031	
3								1:35.452		10								1:38.663	
4								1:35.167		11								1:33.256	
5								1:34.834		12								1:32.991	
6								1:34.175		13								1:33.739	
7								1:34.106		14									

51 Rob Thorpe (3B) — March 703

lap	Sect-1	Speed	Sect-2	Speed	Sect-3	Speed	TopSpeed	laptime	pit	lap	Sect-1	Speed	Sect-2	Speed	Sect-3	Speed	Topspeed	laptime	pit
1		97.3	45.086	88.1	27.734	89.0		1:57.946		7	33.150	99.9	41.985	92.6	27.727	88.8		1:42.862	
2	31.511	102.5	42.650	91.4	27.277	89.5		1:41.438		8	31.257	101.2	43.596	85.9	30.086	82.8		1:44.939	
3	31.344	100.5	41.947	91.1	27.298	90.0		1:40.589		9	33.140	99.6	41.421	92.9	27.299	89.5		1:41.860	
4	31.317	100.5	41.235	92.1	27.285	89.5		1:39.837		10	31.274	100.6	41.120	92.8	26.934	89.0		1:39.328	
5	31.233	101.2	40.868	91.7	28.174	89.0		1:40.275		11	32.019	99.4	42.701	91.2	27.697	88.2		1:42.417	
6	34.556	94.7	42.180	92.4	27.399	88.3		1:44.135		12	32.544	98.5	42.456	91.3	29.160	81.3		1:44.160	

53 Mark Goldsmith (CRC) — Elfin 622

lap	Sect-1	Speed	Sect-2	Speed	Sect-3	Speed	TopSpeed	laptime	pit	lap	Sect-1	Speed	Sect-2	Speed	Sect-3	Speed	Topspeed	laptime	pit
1		97.4	43.842	90.8	27.257	91.7		1:55.331		7	30.696	104.7	41.602	91.7	28.172	89.6		1:40.470	
2	30.623	106.7	41.382	93.2	27.330	91.2		1:39.335		8	30.483	106.7	41.823	88.3	27.607	88.2		1:39.913	
3	31.484	103.6	42.409	94.3	27.207	91.8		1:41.100		9	30.583	107.5	41.192	92.1	27.534	89.6		1:39.309	
4	30.481	106.9	40.975	90.3	27.235	89.1		1:38.691		10	31.095	99.6	42.997	92.4	27.560	87.4		1:41.652	
5	30.542	106.7	41.611	90.6	27.342	89.4		1:39.495		11	32.258	93.7	43.178	88.8	28.333	86.8		1:43.769	
6	31.277	104.2	42.677	92.7	27.419	89.5		1:41.373		12	30.961	103.2	42.611	92.2	28.053	87.3		1:41.625	

57 David Wild (CRC) — March 712

lap	Sect-1	Speed	Sect-2	Speed	Sect-3	Speed	TopSpeed	laptime	pit	lap	Sect-1	Speed	Sect-2	Speed	Sect-3	Speed	Topspeed	laptime	pit
1		116.3	38.215	100.3	25.633	102.3		1:38.018		8	28.796	107.2	37.302	102.8	24.896	101.2		1:30.994	
2	27.736	114.5	38.962	97.4	25.945	102.9		1:32.643		9	27.758	116.3	36.483	104.5	25.677	102.0		1:29.918	
3	28.147	115.5	37.734	100.8	25.702	99.6		1:31.583		10	27.181	116.3	37.109	104.0	24.931	103.7		1:29.221	
4	27.578	114.7	37.713	100.5	25.489	97.7		1:30.780		11	28.090	114.7	37.457	102.5	25.527	103.6		1:31.074	
5	28.092	112.2	37.219	100.6	25.252	99.9		1:30.563		12	27.344	116.7	37.634	106.0	25.078	103.4		1:30.056	
6	27.910	112.8	38.184	94.3	26.148	99.0		1:32.242		13	28.143	116.7	36.994	103.2	26.225	100.0		1:31.362	
7	28.127	117.7	37.853	103.4	26.280	95.5		1:32.260		14	27.758	111.3	37.019	103.2	25.245	101.4		1:30.022	

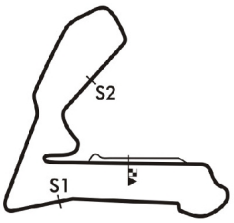

Session Start: 13:33:19 - Finish: 13:53:37
Weather/Track Conditions: Sun/Dry
Circuit: Croft
Track Length: 3.380 Km - 2.1002 miles

"Croft Nostalgia Weekend" Historic Race Meeting - 6 - 7 Aug 2016

HSCC Historic Formula 3 Supported by the Cubicle Centre & HSCC Classic Racing Cars

Race 2 - Sector Analysis

62 Geoffrey O'nion (3B) — Tecno F3

lap	Sect-1	Speed	Sect-2	Speed	Sect-3	Speed	TopSpeed	laptime	pit	lap	Sect-1	Speed	Sect-2	Speed	Sect-3	Speed	Topspeed	laptime	pit
1		96.4	43.637	85.1	28.818	87.2		2:12.923		7	33.678	96.6	42.312	88.7	27.913	87.6		1:43.903	
2	32.207	98.3	43.629	86.0	29.020	87.7		1:44.856		8	31.819	97.7	42.343	89.7	27.751	87.5		1:41.913	
3	32.239	97.4	42.781	88.1	28.228	87.7		1:43.248		9	31.634	98.1	42.175	88.1	29.729	88.1		1:43.538	
4	31.777	119.6	42.035	89.8	27.907	87.5		1:41.719		10	31.837	97.4	42.172	90.7	27.760	87.8		1:41.769	
5	32.117	96.7	42.759	88.8	28.477	87.0		1:43.353		11	31.579	97.4	41.709	89.6	27.439	88.5		1:40.727	
6	32.241	98.5	43.761	88.5	28.659	87.5		1:44.661		12	31.423	98.1	42.426	90.2	28.346	86.1		1:42.195	

71 Chris Holland (3B) — Brabham BT21

lap	Sect-1	Speed	Sect-2	Speed	Sect-3	Speed	TopSpeed	laptime	pit	lap	Sect-1	Speed	Sect-2	Speed	Sect-3	Speed	Topspeed	laptime	pit
1		105.0	40.699	94.0	27.081	90.0		1:48.725		8	30.886	100.5	40.480	94.3	27.818	88.1		1:39.184	
2	31.300	102.8	41.153	94.9	28.062	90.0		1:40.515		9	30.527	102.6	41.172	92.4	27.143	88.3		1:38.842	
3	32.161	99.3	41.121	93.9	27.516	89.8		1:40.798		10	31.148	100.8	40.477	94.5	26.895	88.2		1:38.520	
4	30.777	100.2	40.807	93.2	27.348	88.9		1:38.932		11	30.698	98.4	41.878	93.5	28.097	85.2		1:40.673	
5	31.157	103.1	40.890	94.9	27.592	90.1		1:39.639		12	30.615	101.1	41.154	93.5	26.838	87.0		1:38.607	
6	30.869	101.5	40.833	94.9	27.458	88.8		1:39.160		13	30.982	99.3	40.905	95.2	26.857	87.0		1:38.744	
7	30.988	99.6	40.366	93.3	27.493	87.7		1:38.847		14									

81 Julian Stokes (CRC) — Tecno F2

lap	Sect-1	Speed	Sect-2	Speed	Sect-3	Speed	TopSpeed	laptime	pit	lap	Sect-1	Speed	Sect-2	Speed	Sect-3	Speed	Topspeed	laptime	pit
1		117.5	37.918	101.1	25.247	103.1		1:36.774		8	28.872	118.8	37.811	101.8	25.003	102.9		1:31.686	
2	28.374	117.1	39.161	100.3	25.444	104.0		1:32.979		9	29.647	106.7	38.946	98.5	25.473	100.8		1:34.066	
3	28.560	118.4	37.673	103.6	25.098	104.4		1:31.331		10	28.732	117.3	38.757	100.2	25.166	103.7		1:32.655	
4	28.189	117.7	37.830	102.5	25.100	104.9		1:31.119		11	28.273	116.5	40.589	87.2	25.465	105.5		1:34.327	
5	28.484	116.7	37.260	102.5	24.882	106.2		1:30.626		12	29.635	115.3	38.187	103.2	25.704	105.8		1:33.526	
6	27.938	117.1	38.569	100.0	25.305	106.0		1:31.812		13	28.684	118.8	52.571	81.6	29.492	78.5		1:50.747	
7	27.966	119.8	37.808	103.4	25.620	100.6		1:31.394		14									

82 Marcus Mussa (3B) — Tecno F3

lap	Sect-1	Speed	Sect-2	Speed	Sect-3	Speed	TopSpeed	laptime	pit	lap	Sect-1	Speed	Sect-2	Speed	Sect-3	Speed	Topspeed	laptime	pit
1		102.6	39.464	92.1	27.345	89.0		1:45.041		8	29.753	104.7	40.555	94.5	27.365	89.6		1:37.673	
2	30.064	102.6	39.670	92.1	27.552	88.9		1:37.286		9	29.664	104.2	39.320	94.8	26.975	89.1		1:35.959	
3	30.085	101.8	39.510	95.2	27.405	88.9		1:37.000		10	30.072	102.8	39.436	95.5	29.182	88.9		1:38.690	
4	31.062	102.9	39.378	94.8	27.005	89.5		1:37.445		11	30.182	103.4	39.606	93.9	27.854	88.1		1:37.642	
5	29.923	104.5	40.816	91.4	27.319	90.0		1:38.058		12	30.137	102.9	39.751	94.1	27.373	89.4		1:37.261	
6	30.040	105.2	40.225	94.0	27.458	90.4		1:37.723		13	30.766	100.3	40.177	93.2	27.696	89.4		1:38.639	
7	29.596	106.5	39.211	95.3	27.353	90.4		1:36.160		14									

91 Jonathon Hughes (3B) — Merlyn Mk14A

lap	Sect-1	Speed	Sect-2	Speed	Sect-3	Speed	TopSpeed	laptime	pit	lap	Sect-1	Speed	Sect-2	Speed	Sect-3	Speed	Topspeed	laptime	pit
1		106.0	38.920	93.7	26.226	90.4		1:41.216		5	28.945	103.2	39.533	89.7	26.185	88.8		1:34.663	
2	28.688	105.5	38.025	95.1	25.907	91.6		1:32.620		6	29.193	102.1	38.309	92.9	26.182	87.4		1:33.684	
3	29.143	102.8	38.048	94.5	25.896	90.8		1:33.087		7	28.928	102.3	38.261	93.3	25.914	87.2		1:33.103	
4	28.704	103.9	38.058	93.7	25.650	90.3		1:32.412		8									

96 Keith Messer (3B) — Vesey Ford

lap	Sect-1	Speed	Sect-2	Speed	Sect-3	Speed	TopSpeed	laptime	pit	lap	Sect-1	Speed	Sect-2	Speed	Sect-3	Speed	Topspeed	laptime	pit
1		100.8	42.865	88.3	27.650	89.6		1:54.186		8	30.669	100.9	40.607	90.7	27.520	87.2		1:38.796	
2	30.776	103.4	40.588	91.4	27.223	89.0		1:38.587		9	30.629	98.8	39.894	91.7	26.965	88.7		1:37.488	
3	30.851	99.7	40.216	91.7	26.856	89.7		1:37.923		10	30.516	100.6	39.783	90.9	26.799	87.7		1:37.098	
4	30.697	100.8	40.399	93.9	27.371	90.1		1:38.467		11	30.995	93.3	40.251	90.8	26.811	88.5		1:38.057	
5	30.800	99.7	40.299	90.1	27.233	90.7		1:38.332		12	32.361	99.1	40.507	90.4	27.333	85.3		1:40.201	
6	30.850	102.9	40.613	90.8	26.994	87.7		1:38.457		13	30.723	97.4	41.021	91.7	27.227	83.2		1:38.971	
7	31.058	99.6	40.353	91.1	28.279	88.7		1:39.690		14									

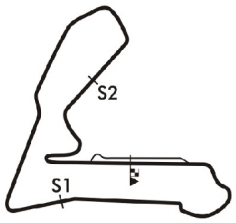

Session Start: 13:33:19 - Finish: 13:53:37
Weather/Track Conditions: Sun/Dry
Circuit: Croft
Track Length: 3.380 Km - 2.1002 miles

"Croft Nostalgia Weekend" Historic Race Meeting - 6 - 7 Aug 2016

HSCC Historic Formula 3 Supported by the Cubicle Centre & HSCC Classic Racing Cars

Race 2 - Best Sector Times

			Sector 1			Sector 2			Sector 3					
POS	NO	DRIVER/S	TIME	LAP	POS	TIME	LAP	POS	TIME	LAP	POS	IDEAL LAP	BEST LAP	On
1	31	Robert Wainwright	25.941	5	1	34.690	12	1	23.839	3	1	1:24.470	**1:24.876**	**3**
2	12	Andy Jarvis	27.382	7	3	37.113	11	3	25.342	12	5	1:29.837	**1:30.135**	**10**
3	57	David Wild	27.181	10	2	36.483	9	2	24.896	8	4	1:28.560	**1:29.221**	**10**
4	18	Brian Cullen	27.881	9	4	37.433	4	5	24.711	3	2	1:30.025	**1:30.717**	**4**
5	81	Julian Stokes	27.938	6	5	37.260	5	4	24.882	5	3	1:30.080	**1:30.626**	**5**
6	22	Simon Armer	28.797	2	7	38.328	4	7	26.296	1	8	1:33.421	**1:34.112**	**2**
7	15	Mark Goodyear	29.309	9	9	39.296	7	11	25.589	12	6	1:34.194	**1:34.955**	**7**
8	1	Leif Bosson	29.692	11	11	39.223	3	10	26.427	4	9	1:35.342	**1:36.023**	**9**
9	82	Marcus Mussa	29.596	7	10	39.211	7	9	26.975	9	19	1:35.782	**1:35.959**	**9**
10	10	Paul Waine	29.035	12	8	38.742	10	8	26.535	9	11	1:34.312	**1:34.428**	**10**
11	96	Keith Messer	30.516	10	17	39.783	10	13	26.799	10	13	1:37.098	**1:37.098**	**10**
12	71	Chris Holland	30.527	9	18	40.366	7	18	26.838	12	15	1:37.731	**1:38.520**	**10**
13	2	Barry Sewell	30.263	11	14	40.155	12	15	26.813	11	14	1:37.231	**1:37.490**	**11**
14	14	Phil Nelson	30.665	4	19	40.053	4	14	26.495	4	10	1:37.213	**1:37.213**	**4**
15	49	Thomas Smith											**1:32.991**	**12**
16	53	Mark Goldsmith	30.481	4	16	40.975	4	20	27.207	3	20	1:38.663	**1:38.691**	**4**
17	51	Rob Thorpe	31.233	5	20	40.868	5	19	26.934	10	16	1:39.035	**1:39.328**	**10**
18	62	Geoffrey O'nion	31.423	12	21	41.709	11	22	27.439	11	21	1:40.571	**1:40.727**	**11**
19	24	Andrew Thorpe	32.140	12	22	41.336	8	21	28.137	8	22	1:41.613	**1:42.584**	**8**
20	41	Peter Hamilton	30.368	2	15	40.285	2	17	26.974	1	18	1:37.627	**1:38.504**	**2**
21	27	Peter Williams	37.506	10	24	51.836	2	24	31.045	9	24	2:00.387	**2:02.423**	**2**
22	26	Steve Seaman	29.979	2	13	39.613	4	12	26.969	1	17	1:36.561	**1:37.345**	**4**
23	91	Jonathon Hughes	28.688	2	6	38.025	2	6	25.650	4	7	1:32.363	**1:32.412**	**4**
24	16	Mark Linstone	29.948	4	12	40.157	6	16	26.659	2	12	1:36.764	**1:37.089**	**2**
25	5	Jim Blockley	34.982	2	23	43.057	1	23	28.620	1	23	1:46.659	**1:54.185**	**1**

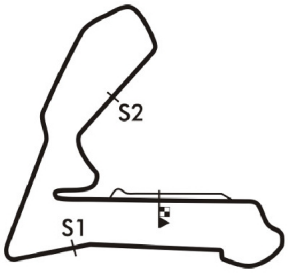

Session Start: 13:33:19 - Finish: 13:53:37
Weather/Track Conditions: Sun/Dry
Circuit: Croft
Track Length: 3.380 Km - 2.1002 miles

"Croft Nostalgia Weekend" Historic Race Meeting - 6 - 7 Aug 2016

HSCC Historic Formula 3 Supported by the Cubicle Centre & HSCC Classic Racing

Race 2 - Best Sector Speeds

	NO	SECTOR 1	MPH	NO	SECTOR 2	MPH	NO	SECTOR 3	MPH
1	81	Julian Stokes	119.8	57	David Wild	106.0	81	Julian Stokes	106.2
2	62	Geoffrey O'nion	119.6	31	Robert Wainwright	105.4	18	Brian Cullen	104.7
3	12	Andy Jarvis	118.4	18	Brian Cullen	103.6	31	Robert Wainwright	103.9
4	31	Robert Wainwright	117.7	81	Julian Stokes	103.6	57	David Wild	103.7
5	57	David Wild	117.7	12	Andy Jarvis	102.6	12	Andy Jarvis	101.4
6	18	Brian Cullen	116.3	15	Mark Goodyear	99.4	15	Mark Goodyear	99.4
7	15	Mark Goodyear	113.7	22	Simon Armer	95.9	1	Leif Bosson	92.4
8	53	Mark Goldsmith	107.5	82	Marcus Mussa	95.5	53	Mark Goldsmith	91.8
9	82	Marcus Mussa	106.5	71	Chris Holland	95.2	91	Jonathon Hughes	91.6
10	91	Jonathon Hughes	106.0	2	Barry Sewell	95.1	2	Barry Sewell	91.3
11	1	Leif Bosson	105.5	91	Jonathon Hughes	95.1	22	Simon Armer	91.3
12	26	Steve Seaman	105.2	53	Mark Goldsmith	94.3	10	Paul Waine	91.1
13	71	Chris Holland	105.0	1	Leif Bosson	94.0	16	Mark Linstone	90.9
14	16	Mark Linstone	104.7	10	Paul Waine	93.9	96	Keith Messer	90.7
15	22	Simon Armer	104.7	96	Keith Messer	93.9	26	Steve Seaman	90.4
16	10	Paul Waine	104.0	16	Mark Linstone	92.9	82	Marcus Mussa	90.4
17	2	Barry Sewell	103.7	41	Peter Hamilton	92.9	71	Chris Holland	90.1
18	41	Peter Hamilton	103.4	51	Rob Thorpe	92.9	51	Rob Thorpe	90.0
19	96	Keith Messer	103.4	24	Andrew Thorpe	92.1	41	Peter Hamilton	89.0
20	51	Rob Thorpe	102.5	14	Phil Nelson	90.8	62	Geoffrey O'nion	88.5
21	14	Phil Nelson	100.3	26	Steve Seaman	90.7	14	Phil Nelson	88.3
22	24	Andrew Thorpe	95.7	62	Geoffrey O'nion	90.7	24	Andrew Thorpe	86.7
23	5	Jim Blockley	95.6	5	Jim Blockley	87.5	27	Peter Williams	79.9
24	27	Peter Williams	89.8	27	Peter Williams	77.5	5	Jim Blockley	75.8
25	49	Thomas Smith	0.0	49	Thomas Smith	0.0	49	Thomas Smith	0.0

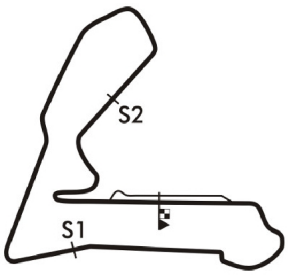

Session Start: 13:33:19 - Finish: 13:53:37
Weather/Track Conditions: Sun/Dry
Circuit: Croft
Track Length: 3.380 Km - 2.1002 miles

"Croft Nostalgia Weekend" Historic Race Meeting - 6 - 7 Aug 2016

HSCC Historic Formula 3 Supported by the Cubicle Centre & HSCC Classic Racing Cars

Race 2 - Lap Chart

Lap 1			Lap 2			Lap 3			Lap 4			Lap 5			Lap 6		
NO	Behind	Laptime	NO	Behind	Laptime	NO	Behind	Laptime	NO	Behind	Laptime	NO	Behind	Laptime	NO	Behind	Laptime
31		1:31.548	31		1:26.434	31		1:24.876	31		1:25.295	31		1:25.826	31		1:24.936
81	5.226	1:36.774	12	11.628	1:31.314	12	17.828	1:31.076	49	1 LAP	1:35.452	62	1 LAP	1:41.719	51	1 LAP	1:40.275
57	6.470	1:38.018	81	11.771	1:32.979	81	18.226	1:31.331	12	23.857	1:31.324	24	1 LAP	1:48.217	49	1 LAP	1:34.834
12	6.748	1:38.296	57	12.679	1:32.643	57	19.386	1:31.583	81	24.050	1:31.119	49	1 LAP	1:35.167	62	1 LAP	1:43.353
18	7.988	1:39.536	18	13.091	1:31.537	18	19.833	1:31.618	57	24.871	1:30.780	12	28.768	1:30.737	24	1 LAP	1:44.096
91	9.668	1:41.216	91	15.854	1:32.620	91	24.065	1:33.087	18	25.255	1:30.717	81	28.850	1:30.626	12	35.569	1:31.737
22	10.412	1:41.960	22	18.090	1:34.112	22	29.237	1:36.023	91	31.182	1:32.412	57	29.608	1:30.563	81	35.726	1:31.812
15	11.582	1:43.130	15	22.086	1:36.938	15	33.826	1:36.616	27	1 LAP	2:05.977	18	30.659	1:31.230	18	36.759	1:31.036
82	13.493	1:45.041	82	24.345	1:37.286	1	36.392	1:36.304	22	38.358	1:34.416	91	40.019	1:34.663	57	36.914	1:32.242
1	14.259	1:45.807	1	24.964	1:37.139	82	36.469	1:37.000	15	44.686	1:36.155	22	47.415	1:34.883	91	48.767	1:33.684
26	15.257	1:46.805	26	27.603	1:38.780	26	40.588	1:37.861	1	47.698	1:36.601	15	56.211	1:37.351	22	58.238	1:35.759
41	15.941	1:47.489	41	28.011	1:38.504	16	41.182	1:37.766	82	48.619	1:37.445	1	1:00.012	1:38.140	15	1:06.331	1:35.056
71	17.177	1:48.725	16	28.292	1:37.089	41	42.004	1:38.869	26	52.638	1:37.345	82	1:00.851	1:38.058	1	1:12.942	1:37.866
16	17.637	1:49.185	14	31.017	1:39.197	14	44.261	1:38.120	16	53.488	1:37.601	16	1:06.231	1:38.569	82	1:13.638	1:37.723
14	18.254	1:49.802	71	31.258	1:40.515	71	47.180	1:40.798	41	55.430	1:38.721	26	1:08.750	1:41.938	16	1:21.285	1:39.990
2	22.314	1:53.862	96	34.791	1:38.587	96	47.838	1:37.923	14	56.179	1:37.213	14	1:12.060	1:41.707	26	1:22.258	1:38.444
5	22.637	1:54.185	2	35.872	1:39.992	10	50.590	1:38.239	71	1:00.817	1:38.932	41	1:12.792	1:43.188	96	1:27.037	1:38.457
96	22.638	1:54.186	53	36.684	1:39.335	2	52.304	1:41.308	96	1:01.010	1:38.467	96	1:13.516	1:38.332			
53	23.783	1:55.331	10	37.227	1:39.419	53	52.908	1:41.100	10	1:01.396	1:36.101	71	1:14.630	1:39.639			
10	24.242	1:55.790	51	41.402	1:41.438	51	57.115	1:40.589	53	1:06.304	1:38.691	10	1:15.025	1:39.455			
51	26.398	1:57.946	**5**	48.439	1:52.236	24	1:13.766	1:45.246	2	1:07.684	1:40.675	27	1 LAP	2:07.036			
24	29.800	2:01.348	24	53.396	1:50.030	62	1:18.169	1:43.248	51	1:11.657	1:39.837	53	1:19.973	1:39.495			
49	36.301	2:07.849	62	59.797	1:44.856							2	1:21.472	1:39.614			
62	41.375	2:12.923	**49**	1:19.251	2:09.384												
27	45.889	2:17.437	27	1:21.878	2:02.423												

Session Start: 13:33:19 - Finish: 13:53:37
Weather/Track Conditions: Sun/Dry
Circuit: Croft
Track Length: 3.380 Km - 2.1002 miles

"Croft Nostalgia Weekend" Historic Race Meeting - 6 - 7 Aug 2016

HSCC Historic Formula 3 Supported by the Cubicle Centre & HSCC Classic Racing Cars

Race 2 - Lap Chart

Lap 7			Lap 8			Lap 9			Lap 10			Lap 11			Lap 12		
NO	Behind	Laptime	NO	Behind	Laptime	NO	Behind	Laptime	NO	Behind	Laptime	NO	Behind	Laptime	NO	Behind	Laptime
31		1:28.609	31		1:26.912	31		1:28.346	31		1:26.057	31		1:25.963	31		1:25.811
71	1 LAP	1:39.160	26	1 LAP	1:38.620	1	1 LAP	1:37.298	15	1 LAP	1:36.379	62	2 LAPS	1:43.538	22	1 LAP	1:35.239
10	1 LAP	1:39.303	10	1 LAP	1:36.889	82	1 LAP	1:37.673	1	1 LAP	1:36.023	22	1 LAP	1:37.481	62	2 LAPS	1:41.769
14	1 LAP	1:43.339	96	1 LAP	1:39.690	26	1 LAP	1:40.935	82	1 LAP	1:35.959	24	2 LAPS	1:44.448	15	1 LAP	1:36.159
41	1 LAP	1:44.639	71	1 LAP	1:38.847	10	1 LAP	1:35.772	10	1 LAP	1:34.993	15	1 LAP	1:36.568	24	2 LAPS	1:45.055
53	1 LAP	1:41.373	14	1 LAP	1:39.629	96	1 LAP	1:38.796	27	3 LAPS	2:05.455	1	1 LAP	1:36.602	41	2 LAPS	1:59.725
2	1 LAP	1:40.107	2	1 LAP	1:39.446	71	1 LAP	1:39.184	96	1 LAP	1:37.488	82	1 LAP	1:38.690	1	1 LAP	1:36.065
51	1 LAP	1:44.135	53	1 LAP	1:40.470	14	1 LAP	1:39.420	71	1 LAP	1:38.842	10	1 LAP	1:34.428	82	1 LAP	1:37.642
49	1 LAP	1:34.175	41	1 LAP	1:50.460	2	1 LAP	1:38.333	14	1 LAP	1:38.999	96	1 LAP	1:37.098	10	1 LAP	1:35.054
27	2 LAPS	2:07.777	51	1 LAP	1:42.862	53	1 LAP	1:39.913	2	1 LAP	1:38.405	71	1 LAP	1:38.520	96	1 LAP	1:38.057
12	37.167	1:30.207	49	1 LAP	1:34.106	49	1 LAP	1:33.923	53	1 LAP	1:39.309	12	53.676	1:30.352	12	58.385	1:30.520
81	38.511	1:31.394	12	42.180	1:31.925	12	45.209	1:31.375	12	49.287	1:30.135	57	54.494	1:31.074	57	58.739	1:30.056
18	40.382	1:32.232	81	43.285	1:31.686	57	46.219	1:29.918	57	49.383	1:29.221	2	1 LAP	1:39.348	71	1 LAP	1:40.673
57	40.565	1:32.260	57	44.647	1:30.994	81	49.005	1:34.066	49	1 LAP	1:38.031	14	1 LAP	1:44.650	2	1 LAP	1:37.490
62	1 LAP	1:44.661	18	45.782	1:32.312	51	1 LAP	1:44.939	81	55.603	1:32.655	53	1 LAP	1:41.652	14	1 LAP	1:39.574
24	1 LAP	1:45.432	62	1 LAP	1:43.903	18	49.945	1:32.509	18	56.681	1:32.793	18	1:03.685	1:32.967	81	1:11.682	1:33.526
91	53.261	1:33.103	24	1 LAP	1:44.839	41	1 LAP	1:59.066	51	1 LAP	1:41.860	81	1:03.967	1:34.327	18	1:12.027	1:34.153
22	1:04.577	1:34.948	22	1:15.915	1:38.250	62	1 LAP	1:41.913	41	1 LAP	1:52.383	49	1 LAP	1:38.663	49	1 LAP	1:33.256
15	1:12.677	1:34.955	27	2 LAPS	2:14.971	24	1 LAP	1:42.584				27	3 LAPS	2:09.390	53	1 LAP	1:43.769
1	1:20.671	1:36.338	15	1:23.065	1:37.300	22	1:22.560	1:34.991				51	1 LAP	1:39.328			
82	1:21.189	1:36.160															

Session Start: 13:33:19 - Finish: 13:53:37
Weather/Track Conditions: Sun/Dry
Circuit: Croft
Track Length: 3.380 Km - 2.1002 miles

"Croft Nostalgia Weekend" Historic Race Meeting - 6 - 7 Aug 2016

HSCC Historic Formula 3 Supported by the Cubicle Centre & HSCC Classic Racing Cars

Race 2 - Lap Chart

Lap 13			Lap 14		
NO	Behind	Laptime	NO	Behind	Laptime
31		1:27.878	31		1:29.453
51	2 LAPS	1:42.417	53	2 LAPS	1:41.625
22	1 LAP	1:35.014	81	1 LAP	1:50.747
27	4 LAPS	2:03.085	51	2 LAPS	1:44.160
15	1 LAP	1:35.875	22	1 LAP	1:35.343
62	2 LAPS	1:40.727	15	1 LAP	1:36.103
1	1 LAP	1:36.137	62	2 LAPS	1:42.195
24	2 LAPS	1:43.791	1	1 LAP	1:39.186
82	1 LAP	1:37.261	82	1 LAP	1:38.639
10	1 LAP	1:34.695	10	1 LAP	1:35.178
12	1:01.484	1:30.977	24	2 LAPS	1:43.935
57	1:02.223	1:31.362	12	1:02.457	1:30.426
41	2 LAPS	1:58.236	57	1:02.792	1:30.022
96	1 LAP	1:40.201	27	4 LAPS	2:07.645
71	1 LAP	1:38.607	96	1 LAP	1:38.971
18	1:17.153	1:33.004	18	1:20.891	1:33.191
2	1 LAP	1:37.636	71	1 LAP	1:38.744
49	1 LAP	1:32.991	49	1 LAP	1:33.739
14	1 LAP	1:41.374	2	1 LAP	1:37.966
			14	1 LAP	1:39.576

Session Start: 13:33:19 - Finish: 13:53:37
Weather/Track Conditions: Sun/Dry
Circuit: Croft
Track Length: 3.380 Km - 2.1002 miles

MST
Full results available at www.mstworld.com. Email: timing@mstworld.com

Printed : 06-08-2016 - 14:00

"Croft Nostalgia Weekend" Historic Race Meeting - 6 - 7 Aug 2016

HSCC/HRSR 'ByBox' Historic Touring Cars

Race 3 - Classification - Amended

Sheet No:

POS	NO	DRIVER/S	CLASS	CLASS POS	CAR MAKE / MODEL	TIME	LAPS	GAP	DIFF	MPH	BEST	ON
1	79	Mark Jones	K2	1	Ford Lotus Cortina	7:03.268	4	-- 4 laps --		71.45	1:43.525	2
2	6	Warren Briggs	K1	1	Ford Mustang	7:06.940	4	3.672	3.672	70.84	1:44.344	2
3	54	Neil Wood	C	1	Ford Anglia 105E	7:07.689	4	4.421	0.749	70.71	1:44.397	3
4	67	James Clarke	C	2	Ford Lotus Cortina	7:08.198	4	4.930	0.509	70.63	1:44.339	2
5	49	Peter Hore	C	3	Ford Lotus Cortina	7:15.704	4	12.436	7.506	69.41	1:45.737	2
6	177	Adam Gittings	C	4	Ford Anglia 105E	7:17.138	4	13.870	1.434	69.18	1:46.107	4
7	94	Steve Platts	E	1	Singer Chamois	7:18.306	4	15.038	1.168	69.00	1:46.959	2
8	25	Barry Sime	K3	1	Morris Mini Cooper S	7:18.901	4	15.633	0.595	68.90	1:46.772	4
9	47	Nigel Cox	K2	2	Ford Lotus Cortina	7:41.657	4	38.389	22.756	65.50	1:52.479	2
10	81	Edmund Glaister	I	1	Ford Anglia 100E	7:57.424	4	54.156	15.767	63.34	1:54.046	4
---------- NOT CLASSIFIED ----------												
DNC	11	Thomas Clynes	K3		Saab 96	8:56.352	2	-- 2 laps --	4:47.809	28.19	2:43.606	2
DNF	84	Steve Jones	K3		Morris Mini Cooper S							
DNF	95	Shaun Hazlewood	E		Hillman Imp							
DNF	85	Roger Godfrey	D		Austin Mini Cooper S							
EXC	69	Bob Bullen	C		Ford Anglia 105E	4:51.187	3	-- 3 laps --		77.90	1:44.354	2

---------- FASTEST LAP SUMMARY ----------

NO	DRIVER/S	CLASS	CAR MAKE / MODEL	FASTEST LAP	ON	MPH
79	Mark Jones	K2	Ford Lotus Cortina	1:43.525	2	73.03
67	James Clarke	C	Ford Lotus Cortina	1:44.339	2	72.46
6	Warren Briggs	K1	Ford Mustang	1:44.344	2	72.46
25	Barry Sime	K3	Morris Mini Cooper S	1:46.772	4	70.81
94	Steve Platts	E	Singer Chamois	1:46.959	2	70.69
81	Edmund Glaister	I	Ford Anglia 100E	1:54.046	4	66.30
85	Roger Godfrey	D	Austin Mini Cooper S			

Car 69 excluded from race - Regulation C.1.1.5 refers

Session Start: 14:38:47 - Finish: 14:45:50
Weather/Track Conditions: Sun/Dry
Circuit: Croft
Track Length: 3.380 Km - 2.1002 miles

These results are provisional until the conclusion of any judicial and technical matters.

Clerk of the Course:	Timekeeper:	Issued at:
Julian Floyd	Nick Palmer	

MST

Printed : 06-08-2016 - 18:17

Full results available at www.mstworld.com. Email: timing@mstworld.com

"Croft Nostalgia Weekend" Historic Race Meeting - 6 - 7 Aug 2016

HSCC/HRSR 'ByBox' Historic Touring Cars

Race 3 - Sector Analysis

6 Warren Briggs (K1) — Ford Mustang

lap	Sect-1	Speed	Sect-2	Speed	Sect-3	Speed	TopSpeed	laptime	pit	lap	Sect-1	Speed	Sect-2	Speed	Sect-3	Speed	Topspeed	laptime	pit
1				91.4	30.014	94.1		1:52.651		3	32.381	107.4	42.753	90.7	29.747	91.6		1:44.881	
2	31.539	111.1	42.811	90.9	29.994	91.8		1:44.344		4	31.937	110.9	42.740	89.8	30.387	88.1		1:45.064	

11 Thomas Clynes (K3) — Saab 96

lap	Sect-1	Speed	Sect-2	Speed	Sect-3	Speed	TopSpeed	laptime	pit	lap	Sect-1	Speed	Sect-2	Speed	Sect-3	Speed	Topspeed	laptime	pit
1		48.5	1:11.536	50.9	44.575	47.3		6:12.746		2	52.321	49.2	1:08.185	51.0	43.100	48.0		2:43.606	

25 Barry Sime (K3) — Morris Mini Cooper S

lap	Sect-1	Speed	Sect-2	Speed	Sect-3	Speed	TopSpeed	laptime	pit	lap	Sect-1	Speed	Sect-2	Speed	Sect-3	Speed	Topspeed	laptime	pit
1		96.1	43.829	84.4	31.098	82.8		1:57.098		3	33.305	95.5	44.250	84.3	30.418	83.2		1:47.973	
2	32.601	95.7	43.731	83.6	30.726	82.7		1:47.058		4	32.514	96.0	43.286	84.9	30.972	83.5		1:46.772	

47 Nigel Cox (K2) — Ford Lotus Cortina

lap	Sect-1	Speed	Sect-2	Speed	Sect-3	Speed	TopSpeed	laptime	pit	lap	Sect-1	Speed	Sect-2	Speed	Sect-3	Speed	Topspeed	laptime	pit
1		90.7	45.328	81.4	33.229	81.1		2:02.634		3	33.987	96.1	46.930	81.0	32.433	81.9		1:53.350	
2	34.360	97.8	45.864	80.7	32.255	82.1		1:52.479		4	34.618	91.9	46.051	78.3	32.525	79.0		1:53.194	

49 Peter Hore (C) — Ford Lotus Cortina

lap	Sect-1	Speed	Sect-2	Speed	Sect-3	Speed	TopSpeed	laptime	pit	lap	Sect-1	Speed	Sect-2	Speed	Sect-3	Speed	Topspeed	laptime	pit
1				86.9	30.002	88.4		1:54.531		3	32.463	114.1	44.541	84.8	30.047	87.6		1:47.051	
2	32.087	120.9	43.355	85.4	30.295	87.3		1:45.737		4	32.799	98.1	44.441	83.4	31.145	76.9		1:48.385	

54 Neil Wood (C) — Ford Anglia 105E

lap	Sect-1	Speed	Sect-2	Speed	Sect-3	Speed	TopSpeed	laptime	pit	lap	Sect-1	Speed	Sect-2	Speed	Sect-3	Speed	Topspeed	laptime	pit
1				87.3	30.162	85.9		1:52.312		3	31.857	101.4	42.584	88.3	29.956	87.5		1:44.397	
2	31.756	102.5	43.219	86.6	30.815	86.5		1:45.790		4	32.029	101.4	42.694	86.5	30.467	86.8		1:45.190	

67 James Clarke (C) — Ford Lotus Cortina

lap	Sect-1	Speed	Sect-2	Speed	Sect-3	Speed	TopSpeed	laptime	pit	lap	Sect-1	Speed	Sect-2	Speed	Sect-3	Speed	Topspeed	laptime	pit
1				87.7	30.803	86.5		1:53.817		3	31.920	160.9	42.806	87.6	30.383	87.0		1:45.109	
2	31.512	127.3	42.280	88.2	30.547	87.6		1:44.339		4	31.382	123.4	42.792	88.0	30.759	86.5		1:44.933	

69 Bob Bullen (C) — Ford Anglia 105E

lap	Sect-1	Speed	Sect-2	Speed	Sect-3	Speed	TopSpeed	laptime	pit	lap	Sect-1	Speed	Sect-2	Speed	Sect-3	Speed	Topspeed	laptime	pit
1				87.5	29.763	85.4		1:51.432		3	34.743	92.1						1:15.401	
2	31.690	100.2	42.812	86.8	29.852	85.4		1:44.354		4									

79 Mark Jones (K2) — Ford Lotus Cortina

lap	Sect-1	Speed	Sect-2	Speed	Sect-3	Speed	TopSpeed	laptime	pit	lap	Sect-1	Speed	Sect-2	Speed	Sect-3	Speed	Topspeed	laptime	pit
1				88.8	30.051	86.7		1:50.720		3	31.239	116.1	42.251	88.1	30.542	86.5		1:44.032	
2	30.960	113.2	42.290	88.0	30.275	87.6		1:43.525		4	31.230	102.5	43.040	87.2	30.721	85.4		1:44.991	

81 Edmund Glaister (I) — Ford Anglia 100E

lap	Sect-1	Speed	Sect-2	Speed	Sect-3	Speed	TopSpeed	laptime	pit	lap	Sect-1	Speed	Sect-2	Speed	Sect-3	Speed	Topspeed	laptime	pit
1		86.5	46.999	76.7	33.894	76.5		2:13.710		3	35.003	87.6	47.085	78.4	32.747	77.9		1:54.835	
2	34.876	86.0	47.346	78.7	32.611	76.8		1:54.833		4	34.995	87.4	46.758	77.9	32.293	75.2		1:54.046	

84 Steve Jones (K3) — Morris Mini Cooper S

lap	Sect-1	Speed	Sect-2	Speed	Sect-3	Speed	TopSpeed	laptime	pit	lap	Sect-1	Speed	Sect-2	Speed	Sect-3	Speed	Topspeed	laptime	pit

85 Roger Godfrey (D) — Austin Mini Cooper S

lap	Sect-1	Speed	Sect-2	Speed	Sect-3	Speed	TopSpeed	laptime	pit	lap	Sect-1	Speed	Sect-2	Speed	Sect-3	Speed	Topspeed	laptime	pit

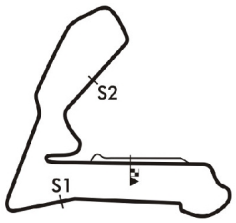

Session Start: 14:38:47 - Finish: 14:45:50
Weather/Track Conditions: Sun/Dry
Circuit: Croft
Track Length: 3.380 Km - 2.1002 miles

MST
Full results available at www.mstworld.com. Email: timing@mstworld.com

Printed : 06-08-2016 - 14:51

"Croft Nostalgia Weekend" Historic Race Meeting - 6 - 7 Aug 2016

HSCC/HRSR 'ByBox' Historic Touring Cars

Race 3 - Sector Analysis

94	Steve Platts (E)									Singer Chamois									
lap	Sect-1	Speed	Sect-2	Speed	Sect-3	Speed	TopSpeed	laptime	pit	lap	Sect-1	Speed	Sect-2	Speed	Sect-3	Speed	Topspeed	laptime	pit
1			43.127	85.8	31.001	81.8		1:55.831		3	33.131	92.8	44.644	82.2	30.169	81.6		1:47.944	
2	32.322	95.7	44.540	83.3	30.097	81.3		1:46.959		4	32.590	94.3	44.418	82.8	30.564	81.6		1:47.572	

95	Shaun Hazlewood (E)									Hillman Imp									
lap	Sect-1	Speed	Sect-2	Speed	Sect-3	Speed	TopSpeed	laptime	pit	lap	Sect-1	Speed	Sect-2	Speed	Sect-3	Speed	Topspeed	laptime	pit

177	Adam Gittings (C)									Ford Anglia 105E									
lap	Sect-1	Speed	Sect-2	Speed	Sect-3	Speed	TopSpeed	laptime	pit	lap	Sect-1	Speed	Sect-2	Speed	Sect-3	Speed	Topspeed	laptime	pit
1			43.916	84.1	30.521	84.4		1:56.291		3	33.278	123.4	44.558	84.0	30.060	84.6		1:47.896	
2	32.269	97.5	44.584	83.3	29.991	85.9		1:46.844		4	32.686	98.5	43.511	84.8	29.910	83.3		1:46.107	

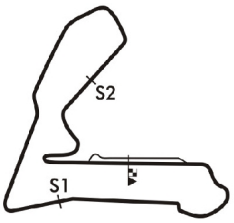

Session Start: 14:38:47 - Finish: 14:45:50
Weather/Track Conditions: Sun/Dry
Circuit: Croft
Track Length: 3.380 Km - 2.1002 miles

"Croft Nostalgia Weekend" Historic Race Meeting - 6 - 7 Aug 2016

HSCC/HRSR 'ByBox' Historic Touring Cars

Race 3 - Best Sector Times

			Sector 1			Sector 2			Sector 3					
POS	NO	DRIVER/S	TIME	LAP	POS	TIME	LAP	POS	TIME	LAP	POS	IDEAL LAP	BEST LAP	On
1	79	Mark Jones	30.960	2	1	41.947	1	1	30.051	1	6	1:42.958	**1:43.525**	**2**
2	6	Warren Briggs	31.539	2	3	42.740	4	4	29.747	3	1	1:44.026	**1:44.344**	**2**
3	54	Neil Wood	31.756	2	5	42.584	3	3	29.956	3	4	1:44.296	**1:44.397**	**3**
4	67	James Clarke	31.382	4	2	42.280	2	2	30.383	3	8	1:44.045	**1:44.339**	**2**
5	49	Peter Hore	32.087	2	6	43.355	2	8	30.002	1	5	1:45.444	**1:45.737**	**2**
6	177	Adam Gittings	32.269	2	7	43.511	4	9	29.910	4	3	1:45.690	**1:46.107**	**4**
7	94	Steve Platts	32.322	2	8	43.127	1	6	30.097	2	7	1:45.546	**1:46.959**	**2**
8	25	Barry Sime	32.514	4	9	43.286	4	7	30.418	3	9	1:46.218	**1:46.772**	**4**
9	47	Nigel Cox	33.987	3	10	45.328	1	10	32.255	2	10	1:51.570	**1:52.479**	**2**
10	81	Edmund Glaister	34.876	2	11	46.758	4	11	32.293	4	11	1:53.927	**1:54.046**	**4**
11	69	Bob Bullen	31.690	2	4	42.812	2	5	29.763	1	2	1:44.265	**1:44.354**	**2**
12	11	Thomas Clynes	52.321	2	12	1:08.185	2	12	43.100	2	12	2:43.606	**2:43.606**	**2**
13	84	Steve Jones												
14	95	Shaun Hazlewood												
15	85	Roger Godfrey												

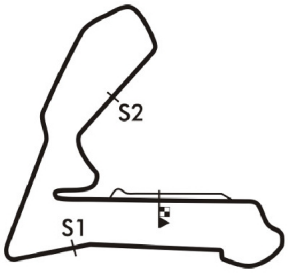

Session Start: 14:38:47 - Finish: 14:45:50
Weather/Track Conditions: Sun/Dry
Circuit: Croft
Track Length: 3.380 Km - 2.1002 miles

"Croft Nostalgia Weekend" Historic Race Meeting - 6 - 7 Aug 2016

HSCC/HRSR 'ByBox' Historic Touring Cars

Race 3 - Best Sector Speeds

	NO	SECTOR 1	MPH	NO	SECTOR 2	MPH	NO	SECTOR 3	MPH
1	67	James Clarke	123.4	6	Warren Briggs	91.4	6	Warren Briggs	94.1
2	177	Adam Gittings	123.4	79	Mark Jones	88.8	49	Peter Hore	88.4
3	49	Peter Hore	120.9	54	Neil Wood	88.3	67	James Clarke	87.6
4	79	Mark Jones	116.1	67	James Clarke	88.2	79	Mark Jones	87.6
5	6	Warren Briggs	111.5	69	Bob Bullen	87.5	54	Neil Wood	87.5
6	54	Neil Wood	102.5	49	Peter Hore	86.9	177	Adam Gittings	85.9
7	69	Bob Bullen	100.2	94	Steve Platts	85.8	69	Bob Bullen	85.4
8	47	Nigel Cox	97.8	25	Barry Sime	84.9	25	Barry Sime	83.5
9	25	Barry Sime	96.1	177	Adam Gittings	84.8	47	Nigel Cox	82.1
10	94	Steve Platts	95.7	47	Nigel Cox	81.4	94	Steve Platts	81.8
11	81	Edmund Glaister	87.6	81	Edmund Glaister	78.7	81	Edmund Glaister	77.9
12	11	Thomas Clynes	49.2	11	Thomas Clynes	51.0	11	Thomas Clynes	48.0
13	85	Roger Godfrey	43.7	84	Steve Jones	0.0	84	Steve Jones	0.0
14	84	Steve Jones	0.0	85	Roger Godfrey	0.0	85	Roger Godfrey	0.0
15	95	Shaun Hazlewood	0.0	95	Shaun Hazlewood	0.0	95	Shaun Hazlewood	0.0

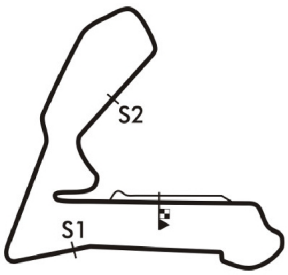

Session Start: 14:38:47 - Finish: 14:45:50
Weather/Track Conditions: Sun/Dry
Circuit: Croft
Track Length: 3.380 Km - 2.1002 miles

"Croft Nostalgia Weekend" Historic Race Meeting - 6 - 7 Aug 2016

HSCC/HRSR 'ByBox' Historic Touring Cars

Race 3 - Lap Chart

Lap 1			Lap 2			Lap 3			Lap 4		
NO	Behind	Laptime	NO	Behind	Laptime	NO	Behind	Laptime	NO	Behind	Laptime
79		1:50.720	79		1:43.525	**69**		1:15.401	79		1:44.991
69	0.712	1:51.432	69	1.541	1:44.354	79	27.090	1:44.032	6	3.672	1:45.064
54	1.592	1:52.312	6	2.750	1:44.344	6	30.689	1:44.881	54	4.421	1:45.190
6	1.931	1:52.651	54	3.857	1:45.790	54	31.312	1:44.397	67	4.930	1:44.933
67	3.097	1:53.817	67	3.911	1:44.339	67	32.078	1:45.109	49	12.436	1:48.385
49	3.811	1:54.531	49	6.023	1:45.737	49	36.132	1:47.051	177	13.870	1:46.107
94	5.111	1:55.831	94	8.545	1:46.959	94	39.547	1:47.944	94	15.038	1:47.572
177	5.571	1:56.291	177	8.890	1:46.844	177	39.844	1:47.896	25	15.633	1:46.772
25	6.378	1:57.098	25	9.911	1:47.058	25	40.942	1:47.973	47	38.389	1:53.194
47	11.914	2:02.634	47	20.868	1:52.479	47	57.276	1:53.350	81	54.156	1:54.046
81	22.990	2:13.710	81	34.298	1:54.833	81	1:12.191	1:54.835	11	2 LAPS	2:43.606

Session Start: 14:38:47 - Finish: 14:45:50
Weather/Track Conditions: Sun/Dry
Circuit: Croft
Track Length: 3.380 Km - 2.1002 miles

MST
Full results available at www.mstworld.com. Email: timing@mstworld.com

Printed : 06-08-2016 - 14:56

"Croft Nostalgia Weekend" Historic Race Meeting - 6 - 7 Aug 2016

HSCC Historic Formula Ford Championship in association with Avon Tyres

Race 4 - Classification

Sheet No:

POS	NO	DRIVER/S	CLASS	CLASS POS	CAR MAKE / MODEL	TIME	LAPS	GAP	DIFF	MPH	BEST	ON
1	37	Will Nuthall		1	Jamun T2	20:34.713	13	-- 13 laps		79.60	1:33.327	9
2	21	Ross Drybrough		2	Merlyn Mk20 AS	20:35.624	13	0.911	0.911	79.54	1:32.886	9
3	60	James Buckton		3	Elden Mk8	20:46.085	13	11.372	10.461	78.88	1:34.292	5
4	56	Roland Svensson		4	Merlyn Mk17	20:51.842	13	17.129	5.757	78.52	1:34.477	6
5	73	Edward Thurston		5	Elden Mk8	20:52.726	13	18.013	0.884	78.46	1:34.751	6
6	95	John Hayes-Harlow		6	Merlyn Mk11A	20:56.335	13	21.622	3.609	78.23	1:34.911	6
7	66	Andrew Wiggins		7	Titan Mk6	20:58.222	13	23.509	1.887	78.12	1:34.800	6
8	20	Kevin Stanzl		8	Merlyn Mk20	20:59.039	13	24.326	0.817	78.06	1:34.862	6
9	54	Alex Meek		9	Merlyn Mk20A	20:59.328	13	24.615	0.289	78.04	1:35.216	9
10	36	Rob Smith		10	Merlyn Mk20	20:59.929	13	25.216	0.601	78.01	1:34.690	2
11	42	Cormac Flanagan		11	Alexis Mk14	21:04.521	13	29.808	4.592	77.73	1:35.164	7
12	46	Stuart Dix		12	Cooper Chinook	21:20.033	13	45.320	15.512	76.78	1:35.410	7
13	27	Dick Dixon		13	Lotus 61	21:21.358	13	46.645	1.325	76.71	1:36.713	12
14	11	Roy Siergiejew		14	Macon Mk8	21:21.798	13	47.085	0.440	76.68	1:36.023	8
15	81	James Lovett		15	Lola T200	21:25.694	13	50.981	3.896	76.45	1:37.047	4
16	55	Roger Arnold		16	Merlyn Mk20	21:32.370	13	57.657	6.676	76.05	1:37.252	3
17	94	Geoffrey Underwood	N	1	Merlyn Mk20	21:32.833	13	58.120	0.463	76.02	1:37.079	13
18	26	John Slack		17	Lola T200	21:41.079	13	1:06.366	8.246	75.54	1:37.054	5
19	47	Louis Hanjoul		18	Elden Mk8/10	21:41.561	13	1:06.848	0.482	75.52	1:36.937	8
20	41	Peter Hamilton		19	Alexis Mk15	21:42.281	13	1:07.568	0.720	75.47	1:37.967	2
21	28	Michael Wales		20	Merlyn Mk20A	21:46.701	13	1:11.988	4.420	75.22	1:38.103	5
22	45	Terry Durdin		21	Elden Mk10	20:37.071	12	-- 12 laps	29.629	73.34	1:38.568	8
23	51	Rob Thorpe		22	Lotus 51	20:45.289	12	8.218	8.218	72.86	1:40.636	7
24	23	Martin Haines		23	Merlyn Mk20	20:46.830	12	9.759	1.541	72.76	1:41.535	12
25	156	Rachel Arnold		24	Merlyn Mk20	20:55.201	12	18.130	8.371	72.28	1:41.823	9
26	82	Lee Penson		25	Lotus 51A	21:07.651	12	30.580	12.450	71.57	1:42.169	8
27	39	Michael Richings		26	Alexis Mk15	21:29.608	12	52.537	21.957	70.35	1:42.582	8
28	74	Keith Hazel		27	Lotus 51B	22:03.920	12	1:26.849	34.312	68.53	1:44.436	5
29	59	Leslie Beards		28	Nike Mk6	20:58.093	11	-- 11 laps	44.434	66.10	1:50.257	4
		---------- NOT CLASSIFIED ----------										
DNF	71	Jonathan Baines			Merlyn Mk20	12:58.264	8	-- 8 laps --		77.71	1:34.630	6

---------- FASTEST LAP SUMMARY ----------

NO	DRIVER/S	CLASS	CAR MAKE / MODEL	FASTEST LAP	ON	MPH
21	Ross Drybrough		Merlyn Mk20 AS	1:32.886	9	81.40
94	Geoffrey Underwood	N	Merlyn Mk20	1:37.079	13	77.88

Session Start: 14:59:02 - Finish: 15:19:36
Weather/Track Conditions: Sun/Dry
Circuit: Croft
Track Length: 3.380 Km - 2.1002 miles

These results are provisional until the conclusion of any judicial and technical matters.

Clerk of the Course:	Timekeeper:	Issued at:
Julian Floyd	Nick Palmer	

MST

Printed : 06-08-2016 - 15:22

Full results available at www.mstworld.com. Email: timing@mstworld.com

"Croft Nostalgia Weekend" Historic Race Meeting - 6 - 7 Aug 2016

HSCC Historic Formula Ford Championship in association with Avon Tyres

Race 4 - Lap Analysis

Nbr	Name	Laps	lap	Lap ..1	Lap ..2	Lap ..3	Lap ..4	Lap ..5	Lap ..6	Lap ..7	Lap ..8	Lap ..9	Lap ..0
37	Will Nuthall	13	1 - 10	1:42.751	1:35.622	1:35.138	1:35.038	1:34.275	1:33.628	1:34.779	1:33.457	1:33.327	1:33.669
			11 - 20	1:34.414	1:34.639	1:33.976							
21	Ross Drybrough	13	1 - 10	1:41.236	1:35.408	1:36.487	1:36.535	1:34.447	1:34.079	1:34.036	1:33.496	1:32.886	1:33.491
			11 - 20	1:35.288	1:34.800	1:33.435							
60	James Buckton	13	1 - 10	1:42.384	1:35.690	1:36.632	1:35.810	1:34.292	1:34.531	1:34.623	1:34.459	1:35.004	1:34.510
			11 - 20	1:36.460	1:35.894	1:35.796							
56	Roland Svensson	13	1 - 10	1:43.500	1:36.105	1:35.538	1:35.864	1:35.408	1:34.477	1:36.086	1:35.459	1:35.070	1:34.822
			11 - 20	1:36.151	1:35.973	1:37.389							
73	Edward Thurston	13	1 - 10	1:45.775	1:35.747	1:35.846	1:35.535	1:36.123	1:34.751	1:35.513	1:34.820	1:34.892	1:35.739
			11 - 20	1:34.981	1:35.105	1:37.899							
95	John Hayes-Harlow	13	1 - 10	1:43.361	1:35.777	1:36.021	1:36.518	1:36.174	1:34.911	1:35.360	1:35.263	1:34.988	1:35.958
			11 - 20	1:36.327	1:36.221	1:39.456							
66	Andrew Wiggins	13	1 - 10	1:46.169	1:36.294	1:35.465	1:35.793	1:36.583	1:34.800	1:35.726	1:35.744	1:35.537	1:36.218
			11 - 20	1:36.486	1:36.857	1:36.550							
20	Kevin Stanzl	13	1 - 10	1:44.018	1:36.314	1:35.479	1:36.308	1:36.366	1:34.862	1:36.121	1:34.947	1:35.144	1:35.808
			11 - 20	1:37.474	1:38.289	1:37.909							
54	Alex Meek	13	1 - 10	1:46.611	1:36.652	1:36.263	1:35.923	1:35.783	1:35.742	1:35.922	1:35.661	1:35.216	1:35.807
			11 - 20	1:35.944	1:37.343	1:36.461							
36	Rob Smith	13	1 - 10	1:42.701	1:34.690	1:36.629	1:36.679	1:34.953	1:36.419	1:36.859	1:37.257	1:36.758	1:36.293
			11 - 20	1:36.794	1:36.733	1:37.164							
42	Cormac Flanagan	13	1 - 10	1:47.288	1:37.157	1:37.333	1:36.062	1:36.411	1:35.645	1:35.164	1:35.865	1:36.451	1:35.813
			11 - 20	1:38.774	1:36.037	1:36.521							
46	Stuart Dix	13	1 - 10	2:00.931	1:37.771	1:35.912	1:37.144	1:35.667	1:35.418	1:35.410	1:36.612	1:36.158	1:36.705
			11 - 20	1:38.837	1:36.695	1:36.773							
27	Dick Dixon	13	1 - 10	1:47.994	1:37.911	1:37.786	1:38.250	1:37.604	1:37.042	1:36.872	1:38.014	1:37.538	1:39.292
			11 - 20	1:38.867	1:36.713	1:37.475							
11	Roy Siergiejew	13	1 - 10	1:51.308	1:38.063	1:38.544	1:39.925	1:37.260	1:37.107	1:37.258	1:36.023	1:36.139	1:38.595
			11 - 20	1:37.154	1:36.824	1:37.598							
81	James Lovett	13	1 - 10	1:48.842	1:37.704	1:38.007	1:37.047	1:37.510	1:37.147	1:37.928	1:38.027	1:38.540	1:39.025
			11 - 20	1:38.443	1:38.319	1:39.155							
55	Roger Arnold	13	1 - 10	1:52.727	1:38.544	1:37.252	1:40.243	1:38.068	1:37.719	1:37.462	1:37.774	1:38.732	1:38.481
			11 - 20	1:38.587	1:38.595	1:38.186							
94	Geoffrey Underwood	13	1 - 10	1:53.596	1:39.399	1:38.217	1:38.525	1:38.904	1:37.729	1:37.995	1:38.208	1:39.506	1:38.112
			11 - 20	1:37.914	1:37.649	1:37.079							
26	John Slack	13	1 - 10	1:49.590	1:37.996	1:38.226	1:38.446	1:37.054	1:37.905	1:39.129	1:39.728	1:45.843	1:38.967
			11 - 20	1:40.282	1:38.999	1:38.914							
47	Louis Hanjoul	13	1 - 10	1:54.291	1:40.264	1:39.580	1:39.538	1:38.732	1:39.033	1:38.372	1:36.937	1:39.218	1:37.956
			11 - 20	1:39.778	1:39.227	1:38.635							
41	Peter Hamilton	13	1 - 10	1:50.422	1:37.967	1:39.414	1:39.728	1:39.476	1:38.982	1:39.478	1:39.410	1:40.022	1:38.318
			11 - 20	1:40.956	1:39.252	1:38.856							
28	Michael Wales	13	1 - 10	1:52.552	1:39.837	1:39.256	1:41.368	1:38.103	1:38.781	1:39.124	1:38.597	1:40.647	1:38.679
			11 - 20	1:40.524	1:39.974	1:39.259							

Session Start: 14:59:02 - Finish: 15:19:36
Weather/Track Conditions: Sun/Dry
Circuit: Croft
Track Length: 3.380 Km - 2.1002 miles

"Croft Nostalgia Weekend" Historic Race Meeting - 6 - 7 Aug 2016

HSCC Historic Formula Ford Championship in association with Avon Tyres

Race 4 - Lap Analysis

Nbr	Name	Laps	lap	Lap ..1	Lap ..2	Lap ..3	Lap ..4	Lap ..5	Lap ..6	Lap ..7	Lap ..8	Lap ..9	Lap ..0
45	Terry Durdin	12	1 - 10	1:54.549	1:40.503	1:39.444	1:39.425	1:39.101	2:05.851	1:41.580	1:38.568	1:39.268	1:38.671
			11 - 20	1:39.481	1:40.630								
51	Rob Thorpe	12	1 - 10	1:58.353	1:45.282	1:43.713	1:43.088	1:41.682	1:41.841	1:40.636	1:41.180	1:40.971	1:42.923
			11 - 20	1:42.670	1:42.950								
23	Martin Haines	12	1 - 10	1:56.347	1:43.340	1:42.397	1:42.444	1:42.336	1:44.258	1:44.624	1:42.509	1:42.163	1:41.830
			11 - 20	1:43.047	1:41.535								
156	Rachel Arnold	12	1 - 10	2:00.201	1:44.966	1:43.877	1:42.280	1:42.495	1:43.923	1:43.761	1:42.570	1:41.823	1:43.014
			11 - 20	1:42.458	1:43.833								
82	Lee Penson	12	1 - 10	2:00.631	1:44.802	1:43.887	1:42.965	1:42.588	1:43.170	1:44.256	1:42.169	1:43.679	1:47.300
			11 - 20	1:48.558	1:43.646								
39	Michael Richings	12	1 - 10	1:58.949	1:43.695	1:44.421	1:42.865	1:43.245	1:44.255	1:43.521	1:42.582	1:43.729	2:08.763
			11 - 20	1:47.189	1:46.394								
74	Keith Hazel	12	1 - 10	2:06.069	1:49.949	1:51.152	1:46.891	1:44.436	1:48.138	1:51.374	1:47.681	1:49.465	1:50.622
			11 - 20	1:47.882	1:50.261								
59	Leslie Beards	11	1 - 10	2:04.672	1:50.981	1:50.839	1:50.257	1:50.330	1:57.917	1:54.319	1:54.555	1:53.524	1:56.032
			11 - 20	1:54.667									
71	Jonathan Baines	8	1 - 10	1:44.793	1:35.930	1:35.644	1:35.985	1:37.192	1:34.630	1:36.328	1:37.762		

Session Start: 14:59:02 - Finish: 15:19:36
Weather/Track Conditions: Sun/Dry
Circuit: Croft
Track Length: 3.380 Km - 2.1002 miles

"Croft Nostalgia Weekend" Historic Race Meeting - 6 - 7 Aug 2016

HSCC Historic Formula Ford Championship in association with Avon Tyres

Race 4 - Best Sector Speeds

	NO	SECTOR 1	MPH	NO	SECTOR 2	MPH	NO	SECTOR 3	MPH
1	60	James Buckton	110.0	37	Will Nuthall	95.5	56	Roland Svensson	93.6
2	21	Ross Drybrough	109.7	73	Edward Thurston	95.3	55	Roger Arnold	92.7
3	56	Roland Svensson	108.4	36	Rob Smith	94.7	20	Kevin Stanzl	92.6
4	73	Edward Thurston	108.4	20	Kevin Stanzl	94.3	36	Rob Smith	92.2
5	71	Jonathan Baines	106.7	21	Ross Drybrough	94.0	73	Edward Thurston	92.2
6	20	Kevin Stanzl	106.5	42	Cormac Flanagan	93.7	21	Ross Drybrough	92.1
7	54	Alex Meek	106.4	60	James Buckton	93.6	46	Stuart Dix	91.7
8	66	Andrew Wiggins	106.4	55	Roger Arnold	93.5	71	Jonathan Baines	91.7
9	37	Will Nuthall	105.5	81	James Lovett	93.5	37	Will Nuthall	91.6
10	46	Stuart Dix	105.4	27	Dick Dixon	93.3	11	Roy Siergiejew	91.3
11	82	Lee Penson	105.2	66	Andrew Wiggins	93.3	81	James Lovett	91.3
12	11	Roy Siergiejew	104.9	56	Roland Svensson	92.9	60	James Buckton	91.2
13	36	Rob Smith	104.9	71	Jonathan Baines	92.8	66	Andrew Wiggins	91.2
14	95	John Hayes-Harlow	104.7	94	Geoffrey Underwood	92.8	27	Dick Dixon	90.6
15	42	Cormac Flanagan	104.5	95	John Hayes-Harlow	92.8	54	Alex Meek	90.6
16	47	Louis Hanjoul	104.5	46	Stuart Dix	92.6	94	Geoffrey Underwood	90.2
17	55	Roger Arnold	104.5	45	Terry Durdin	92.3	42	Cormac Flanagan	90.1
18	41	Peter Hamilton	104.2	11	Roy Siergiejew	91.6	26	John Slack	90.0
19	94	Geoffrey Underwood	103.7	26	John Slack	91.6	47	Louis Hanjoul	89.7
20	26	John Slack	103.1	28	Michael Wales	91.2	74	Keith Hazel	89.1
21	27	Dick Dixon	103.1	41	Peter Hamilton	91.2	41	Peter Hamilton	89.0
22	45	Terry Durdin	103.1	54	Alex Meek	90.4	28	Michael Wales	88.7
23	81	James Lovett	103.1	23	Martin Haines	90.3	51	Rob Thorpe	88.7
24	59	Leslie Beards	102.8	47	Louis Hanjoul	89.4	82	Lee Penson	88.3
25	51	Rob Thorpe	102.3	39	Michael Richings	88.8	95	John Hayes-Harlow	88.3
26	28	Michael Wales	102.1	82	Lee Penson	88.3	23	Martin Haines	88.2
27	74	Keith Hazel	101.4	51	Rob Thorpe	88.1	39	Michael Richings	88.0
28	23	Martin Haines	100.5	156	Rachel Arnold	87.8	45	Terry Durdin	86.8
29	156	Rachel Arnold	100.2	74	Keith Hazel	86.1	156	Rachel Arnold	86.4
30	39	Michael Richings	98.8	59	Leslie Beards	85.2	59	Leslie Beards	85.4

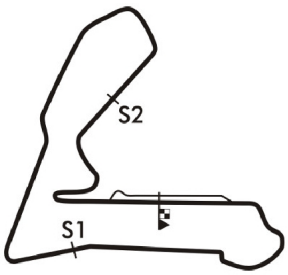

Session Start: 14:59:02 - Finish: 15:19:36
Weather/Track Conditions: Sun/Dry
Circuit: Croft
Track Length: 3.380 Km - 2.1002 miles

"Croft Nostalgia Weekend" Historic Race Meeting - 6 - 7 Aug 2016

HSCC Historic Formula Ford Championship in association with Avon Tyres

Race 4 - Lap Chart

Lap 1			Lap 2			Lap 3			Lap 4			Lap 5			Lap 6		
NO	Behind	Laptime	NO	Behind	Laptime	NO	Behind	Laptime	NO	Behind	Laptime	NO	Behind	Laptime	NO	Behind	Laptime
21		1:41.236	21		1:35.408	21		1:36.487	37		1:35.038	37		1:34.275	37		1:33.628
60	1.148	1:42.384	36	0.747	1:34.690	37	0.380	1:35.138	21	1.117	1:36.535	21	1.289	1:34.447	21	1.740	1:34.079
36	1.465	1:42.701	60	1.430	1:35.690	36	0.889	1:36.629	60	1.967	1:35.810	60	1.984	1:34.292	60	2.887	1:34.531
37	1.515	1:42.751	37	1.729	1:35.622	60	1.575	1:36.632	36	2.150	1:36.679	36	2.828	1:34.953	56	4.440	1:34.477
95	2.125	1:43.361	95	2.494	1:35.777	56	2.012	1:35.538	56	2.458	1:35.864	56	3.591	1:35.408	36	5.619	1:36.419
56	2.264	1:43.500	56	2.961	1:36.105	95	2.028	1:36.021	95	3.128	1:36.518	95	5.027	1:36.174	95	6.310	1:34.911
20	2.782	1:44.018	20	3.688	1:36.314	20	2.680	1:35.479	20	3.570	1:36.308	20	5.661	1:36.366	20	6.895	1:34.862
71	3.557	1:44.793	71	4.079	1:35.930	71	3.236	1:35.644	71	3.803	1:35.985	73	6.202	1:36.123	73	7.325	1:34.751
73	4.539	1:45.775	73	4.878	1:35.747	73	4.237	1:35.846	73	4.354	1:35.535	71	6.720	1:37.192	71	7.722	1:34.630
66	4.933	1:46.169	66	5.819	1:36.294	66	4.797	1:35.465	66	5.172	1:35.793	66	7.480	1:36.583	66	8.652	1:34.800
54	5.375	1:46.611	54	6.619	1:36.652	54	6.395	1:36.263	54	6.900	1:35.923	54	8.408	1:35.783	54	10.522	1:35.742
42	6.052	1:47.288	42	7.801	1:37.157	42	8.647	1:37.333	42	9.291	1:36.062	42	11.427	1:36.411	42	13.444	1:35.645
27	6.758	1:47.994	27	9.261	1:37.911	27	10.560	1:37.786	81	13.051	1:37.047	81	16.286	1:37.510	81	19.805	1:37.147
81	7.606	1:48.842	81	9.902	1:37.704	81	11.422	1:38.007	27	13.392	1:38.250	27	16.721	1:37.604	27	20.135	1:37.042
26	8.354	1:49.590	26	10.942	1:37.996	26	12.681	1:38.226	26	15.709	1:38.446	26	18.488	1:37.054	26	22.765	1:37.905
41	9.186	1:50.422	41	11.745	1:37.967	41	14.672	1:39.414	41	18.982	1:39.728	11	22.276	1:37.260	11	25.755	1:37.107
11	10.072	1:51.308	11	12.727	1:38.063	11	14.784	1:38.544	11	19.291	1:39.925	55	24.010	1:38.068	46	26.391	1:35.418
28	11.316	1:52.552	55	14.627	1:38.544	55	15.392	1:37.252	55	20.217	1:40.243	41	24.183	1:39.476	55	28.101	1:37.719
55	11.491	1:52.727	28	15.745	1:39.837	94	18.081	1:38.217	94	21.188	1:38.525	46	24.601	1:35.667	41	29.537	1:38.982
94	12.360	1:53.596	94	16.351	1:39.399	28	18.514	1:39.256	46	23.209	1:37.144	94	25.817	1:38.904	94	29.918	1:37.729
47	13.055	1:54.291	47	17.911	1:40.264	47	21.004	1:39.580	28	24.464	1:41.368	28	28.292	1:38.103	28	33.445	1:38.781
45	13.313	1:54.549	45	18.408	1:40.503	45	21.365	1:39.444	47	25.124	1:39.538	47	29.581	1:38.732	47	34.986	1:39.033
23	15.111	1:56.347	46	22.058	1:37.771	46	21.483	1:35.912	45	25.372	1:39.425	45	30.198	1:39.101	23	54.670	1:44.258
51	17.117	1:58.353	23	23.043	1:43.340	23	28.953	1:42.397	23	35.979	1:42.444	23	44.040	1:42.336	51	57.507	1:41.841
39	17.713	1:58.949	39	26.000	1:43.695	39	33.934	1:44.421	39	41.381	1:42.865	51	49.294	1:41.682	39	1:00.978	1:44.255
156	18.965	2:00.201	51	26.991	1:45.282	51	34.217	1:43.713	51	41.887	1:43.088	39	50.351	1:43.245	156	1:01.290	1:43.923
82	19.395	2:00.631	156	28.523	1:44.966	156	35.913	1:43.877	156	42.775	1:42.280	156	50.995	1:42.495	82	1:01.591	1:43.170
46	19.695	2:00.931	82	28.789	1:44.802	82	36.189	1:43.887	82	43.736	1:42.965	82	52.049	1:42.588	45	1:02.421	2:05.851
59	23.436	2:04.672	59	39.009	1:50.981	59	53.361	1:50.839	74	1:05.512	1:46.891	74	1:15.673	1:44.436	74	1:30.183	1:48.138
74	24.833	2:06.069	74	39.374	1:49.949	74	54.039	1:51.152	59	1:08.200	1:50.257	59	1:24.255	1:50.330			

Session Start: 14:59:02 - Finish: 15:19:36
Weather/Track Conditions: Sun/Dry
Circuit: Croft
Track Length: 3.380 Km - 2.1002 miles

"Croft Nostalgia Weekend" Historic Race Meeting - 6 - 7 Aug 2016

HSCC Historic Formula Ford Championship in association with Avon Tyres

Race 4 - Lap Chart

Lap 7			Lap 8			Lap 9			Lap 10			Lap 11			Lap 12		
NO	Behind	Laptime	NO	Behind	Laptime	NO	Behind	Laptime	NO	Behind	Laptime	NO	Behind	Laptime	NO	Behind	Laptime
37		1:34.779	37		1:33.457	37		1:33.327	37		1:33.669	37		1:34.414	37		1:34.639
21	0.997	1:34.036	21	1.036	1:33.496	21	0.595	1:32.886	21	0.417	1:33.491	21	1.291	1:35.288	21	1.452	1:34.800
60	2.731	1:34.623	60	3.733	1:34.459	60	5.410	1:35.004	60	6.251	1:34.510	156	1 LAP	1:43.014	51	1 LAP	1:42.670
56	5.747	1:36.086	56	7.749	1:35.459	56	9.492	1:35.070	56	10.645	1:34.822	60	8.297	1:36.460	59	2 LAPS	1:56.032
95	6.891	1:35.360	95	8.697	1:35.263	95	10.358	1:34.988	95	12.647	1:35.958	82	1 LAP	1:47.300	23	1 LAP	1:43.047
36	7.699	1:36.859	73	9.422	1:34.820	73	10.987	1:34.892	73	13.057	1:35.739	56	12.382	1:36.151	60	9.552	1:35.894
73	8.059	1:35.513	20	9.727	1:34.947	20	11.544	1:35.144	20	13.683	1:35.808	73	13.624	1:34.981	156	1 LAP	1:42.458
20	8.237	1:36.121	36	11.499	1:37.257	66	14.096	1:35.537	66	16.645	1:36.218	95	14.560	1:36.327	56	13.716	1:35.973
71	9.271	1:36.328	66	11.886	1:35.744	36	14.930	1:36.758	36	17.554	1:36.293	20	16.743	1:37.474	73	14.090	1:35.105
66	9.599	1:35.726	74	1 LAP	1:51.374	54	15.758	1:35.216	54	17.896	1:35.807	66	18.717	1:36.486	95	16.142	1:36.221
54	11.665	1:35.922	**71**	13.576	1:37.762	42	19.361	1:36.451	42	21.505	1:35.813	54	19.426	1:35.944	20	20.393	1:38.289
59	1 LAP	1:57.917	54	13.869	1:35.661	74	1 LAP	1:47.681	46	36.044	1:36.705	36	19.934	1:36.794	66	20.935	1:36.857
42	13.829	1:35.164	42	16.237	1:35.865	27	30.996	1:37.538	27	36.619	1:39.292	42	25.865	1:38.774	36	22.028	1:36.733
27	22.228	1:36.872	27	26.785	1:38.014	81	32.737	1:38.540	81	38.093	1:39.025	39	1 LAP	2:08.763	54	22.130	1:37.343
81	22.954	1:37.928	81	27.524	1:38.027	46	33.008	1:36.158	11	38.538	1:38.595	46	40.467	1:38.837	82	1 LAP	1:48.558
46	27.022	1:35.410	46	30.177	1:36.612	11	33.612	1:36.139	74	1 LAP	1:49.465	27	41.072	1:38.867	42	27.263	1:36.037
26	27.115	1:39.129	11	30.800	1:36.023	55	40.506	1:38.732	55	45.318	1:38.481	11	41.278	1:37.154	39	1 LAP	1:47.189
11	28.234	1:37.258	26	33.386	1:39.728	94	44.064	1:39.506	94	48.507	1:38.112	81	42.122	1:38.443	46	42.523	1:36.695
55	30.784	1:37.462	59	1 LAP	1:54.319	26	45.902	1:45.843	26	51.200	1:38.967	55	49.491	1:38.587	27	43.146	1:36.713
94	33.134	1:37.995	55	35.101	1:37.774	41	46.884	1:40.022	41	51.533	1:38.318	94	52.007	1:37.914	11	43.463	1:36.824
41	34.236	1:39.478	94	37.885	1:38.208	47	47.950	1:39.218	47	52.237	1:37.956	26	57.068	1:40.282	81	45.802	1:38.319
28	37.790	1:39.124	41	40.189	1:39.410	28	50.250	1:40.647	28	55.260	1:38.679	47	57.601	1:39.778	55	53.447	1:38.595
47	38.579	1:38.372	47	42.059	1:36.937	59	1 LAP	1:54.555	59	1 LAP	1:53.524	41	58.075	1:40.956	94	55.017	1:37.649
51	1:03.364	1:40.636	28	42.930	1:38.597	51	1:18.731	1:40.971	45	1:25.276	1:38.671	74	1 LAP	1:50.622	26	1:01.428	1:38.999
23	1:04.515	1:44.624	51	1:11.087	1:41.180	45	1:20.274	1:39.268	51	1:27.985	1:42.923	28	1:01.370	1:40.524	47	1:02.189	1:39.227
45	1:09.222	1:41.580	23	1:13.567	1:42.509	23	1:22.403	1:42.163	23	1:30.564	1:41.830	45	1:30.343	1:39.481	41	1:02.688	1:39.252
39	1:09.720	1:43.521	45	1:14.333	1:38.568	156	1:27.881	1:41.823							28	1:06.705	1:39.974
156	1:10.272	1:43.761	39	1:18.845	1:42.582	39	1:29.247	1:43.729							74	1 LAP	1:47.882
82	1:11.068	1:44.256	156	1:19.385	1:42.570	82	1:30.132	1:43.679									
			82	1:19.780	1:42.169												

Session Start: 14:59:02 - Finish: 15:19:36
Weather/Track Conditions: Sun/Dry
Circuit: Croft
Track Length: 3.380 Km - 2.1002 miles

"Croft Nostalgia Weekend" Historic Race Meeting - 6 - 7 Aug 2016

HSCC Historic Formula Ford Championship in association with Avon Tyres

Race 4 - Lap Chart

Lap 13		
NO	Behind	Laptime
37		1:33.976
21	0.911	1:33.435
45	1 LAP	1:40.630
51	1 LAP	1:42.950
60	11.372	1:35.796
23	1 LAP	1:41.535
56	17.129	1:37.389
73	18.013	1:37.899
156	1 LAP	1:43.833
95	21.622	1:39.456
59	2 LAPS	1:54.667
66	23.509	1:36.550
20	24.326	1:37.909
54	24.615	1:36.461
36	25.216	1:37.164
42	29.808	1:36.521
82	1 LAP	1:43.646
46	45.320	1:36.773
27	46.645	1:37.475
11	47.085	1:37.598
81	50.981	1:39.155
39	1 LAP	1:46.394
55	57.657	1:38.186
94	58.120	1:37.079
26	1:06.366	1:38.914
47	1:06.848	1:38.635
41	1:07.568	1:38.856
28	1:11.988	1:39.259
74	1 LAP	1:50.261

Session Start: 14:59:02 - Finish: 15:19:36
Weather/Track Conditions: Sun/Dry
Circuit: Croft
Track Length: 3.380 Km - 2.1002 miles

"Croft Nostalgia Weekend" Historic Race Meeting - 6 - 7 Aug 2016

HSCC/FJHRA Silverline Historic Formula Junior

Race 5 - Classification

Sheet No:

POS	NO	DRIVER/S	CLASS	CLASS POS	CAR MAKE / MODEL	TIME	LAPS	GAP	DIFF	MPH	BEST	ON
1	91	Jonathon Hughes	E1	1	Brabham BT6	21:02.454	13	-- 13 laps		77.85	1:35.025	4
2	166	Cameron Jackson	E1	2	Brabham BT2	21:20.942	13	18.488	18.488	76.73	1:36.046	3
3	82	Andrew Garside	E1	3	Lotus 20/22	21:56.346	13	53.892	35.404	74.66	1:39.117	5
4	86	Steve Brett Jones	E1	4	Cooper T67	22:00.368	13	57.914	4.022	74.44	1:39.205	5
5	73	Peter Anstiss	E1	5	Lotus 20/22	22:00.398	13	57.944	0.030	74.44	1:39.042	5
6	59	Robin Longdon	E1	6	Lola Mk5A	22:14.520	13	1:12.066	14.122	73.65	1:40.350	3
7	75	Alex Morton	E1	7	Lightning Envoyette	22:14.957	13	1:12.503	0.437	73.63	1:40.071	3
8	83	Jonathan Fyda	D2	1	U2 Mk3	22:20.495	13	1:18.041	5.538	73.32	1:40.919	3
9	76	John Rees	E1	8	Lotus 22	22:37.597	13	1:35.143	17.102	72.40	1:41.536	13
10	98	Christopher Merrick	E1	9	Cooper T59	22:43.503	13	1:41.049	5.906	72.09	1:42.826	12
11	14	Crispian Besley	C2	1	Cooper T56	21:02.659	12	-- 12 laps	3.044	71.86	1:42.795	10
12	77	Richard Nitschke	E1	10	Elfin Catalina	21:10.683	12	8.024	8.024	71.40	1:44.022	10
13	48	Jim Blockley	D2	2	Caravelle Mk2	21:25.715	12	23.056	15.032	70.56	1:42.129	8
14	46	Chris Alford	C2	2	Elva 200	21:37.506	12	34.847	11.791	69.92	1:45.299	5
15	20	John Sykes	B2	1	Merlyn Mk2	21:44.542	12	41.883	7.036	69.54	1:45.568	9
16	40	Chris Wilks	C2	3	Deep Sanderson DS104	22:00.424	12	57.765	15.882	68.71	1:47.801	4
17	81	Stephen Futter	D2	3	Lotus 20	22:01.487	12	58.828	1.063	68.66	1:47.017	10
18	130	Nigel Russell	B2	2	FMZ FJ	22:18.409	12	1:15.750	16.922	67.79	1:48.139	10
19	62	Peter Hawkey	D2	4	Lotus 20	22:24.539	12	1:21.880	6.130	67.47	1:49.105	3
20	4	Graham Barron	B1	1	Gemini Mk2	22:25.249	12	1:22.590	0.710	67.44	1:49.187	2
21	35	Andy Harrison	C2	4	Envoy Ford	22:26.176	12	1:23.517	0.927	67.39	1:48.077	12
22	171	Andrew Thorpe	D2	5	Lotus 20	22:27.378	12	1:24.719	1.202	67.34	1:49.208	5
23	30	Roger Skipp	C2	5	Emeryson FJ	22:32.772	12	1:30.113	5.394	67.06	1:49.899	11
24	38	Gil Duffy	C2	6	Kieft FJ	22:52.676	12	1:50.017	19.904	66.10	1:49.313	9
25	29	Bill Grimshaw	B2	3	Moorland Mk1	21:13.196	11	-- 11 laps	11.610	65.32	1:46.065	6
26	39	Simon Durling	C1	1	Lotus 18	21:14.586	11	1.390	1.390	65.25	1:51.003	9
27	49	Martin McHugh	D2	6	North Star Mk1	21:56.615	11	43.419	42.029	63.17	1:55.012	8
		---------- NOT CLASSIFIED ----------										
DNF	66	Peter Morton	D2		Ausper T3	18:51.459	11	-- 11 laps		73.50	1:40.027	3
DNF	9	Anthony Olissoff	B1		Elfin Mk1	9:30.266	5	-- 5 laps --	51.230	66.29	1:48.534	5
DNF	140	Michael Ashley-Brown	C2		Britannia	9:56.657	5	26.391	26.391	63.36	1:53.744	4
DNF	56	Tom Smith	E1		Ausper T4							

---------- FASTEST LAP SUMMARY ----------

NO	DRIVER/S	CLASS	CAR MAKE / MODEL	FASTEST LAP	ON	MPH
91	Jonathon Hughes	E1	Brabham BT6	1:35.025	4	79.57
66	Peter Morton	D2	Ausper T3	1:40.027	3	75.59
14	Crispian Besley	C2	Cooper T56	1:42.795	10	73.55
20	John Sykes	B2	Merlyn Mk2	1:45.568	9	71.62
9	Anthony Olissoff	B1	Elfin Mk1	1:48.534	5	69.66
39	Simon Durling	C1	Lotus 18	1:51.003	9	68.11

Session Start: 15:27:23 - Finish: 15:48:25
Weather/Track Conditions: Sun/Dry
Circuit: Croft
Track Length: 3.380 Km - 2.1002 miles

These results are provisional until the conclusion of any judicial and technical matters.

Clerk of the Course:	Timekeeper:	Issued at:
Julian Floyd	Nick Palmer	

MST

Printed : 06-08-2016 - 15:50

Full results available at www.mstworld.com. Email: timing@mstworld.com

"Croft Nostalgia Weekend" Historic Race Meeting - 6 - 7 Aug 2016

HSCC/FJHRA Silverline Historic Formula Junior

Race 5 - Sector Analysis

4 Graham Barron (B1) — Gemini Mk2

lap	Sect-1	Speed	Sect-2	Speed	Sect-3	Speed	TopSpeed	laptime	pit	lap	Sect-1	Speed	Sect-2	Speed	Sect-3	Speed	Topspeed	laptime	pit
1						79.4		2:02.813		7				78.9	30.783	79.0		1:51.759	
2				80.3	29.877	79.7		1:49.187		8				78.4	30.463	77.9		1:51.327	
3				79.3	30.514	77.0		1:49.975		9	34.718	86.5	45.662	78.4	30.314	78.6		1:50.694	
4				78.6	29.992	77.7		1:50.290		10	34.944	85.9	47.290	78.8	30.256	77.4		1:52.490	
5				78.0	30.997	78.2		1:52.039		11	34.775	85.3	45.728	77.7	30.404	76.2		1:50.907	
6				79.2	30.137	77.9		1:50.838		12	35.307	84.5	46.329	78.3	31.294	75.0		1:52.930	

9 Anthony Olissoff (B1) — Elfin Mk1

lap	Sect-1	Speed	Sect-2	Speed	Sect-3	Speed	TopSpeed	laptime	pit	lap	Sect-1	Speed	Sect-2	Speed	Sect-3	Speed	Topspeed	laptime	pit
1						78.7		2:08.423		4				82.5	30.366	78.6		1:50.251	
2				83.0	30.673	79.1		1:52.084		5				81.7	29.931	79.8		1:48.534	
3				83.1	30.769	79.6		1:50.974		6									

14 Crispian Besley (C2) — Cooper T56

lap	Sect-1	Speed	Sect-2	Speed	Sect-3	Speed	TopSpeed	laptime	pit	lap	Sect-1	Speed	Sect-2	Speed	Sect-3	Speed	Topspeed	laptime	pit
1						90.4		1:56.164		7				89.2	28.391	88.1		1:43.289	
2				88.2	29.049	85.9		1:45.816		8				88.9	29.275	86.5		1:44.953	
3				89.2	29.254	85.7		1:44.412		9	31.954		42.861	89.7	28.702	87.5		1:43.517	
4				88.0	28.813	86.1		1:43.951		10	31.511	100.2	42.514	90.1	28.770	88.8		1:42.795	
5				88.7	28.616	86.7		1:43.801		11	31.351	102.6	43.148	88.1	28.734	91.1		1:43.233	
6	31.929		43.919	88.0	29.243	88.1		1:45.091		12	32.966	99.1	43.155	88.2	29.516	88.9		1:45.637	

20 John Sykes (B2) — Merlyn Mk2

lap	Sect-1	Speed	Sect-2	Speed	Sect-3	Speed	TopSpeed	laptime	pit	lap	Sect-1	Speed	Sect-2	Speed	Sect-3	Speed	Topspeed	laptime	pit
1						85.1		2:00.618		7				89.7	29.539	84.7		1:47.096	
2				81.6	29.721	83.9		1:49.134		8				88.2	29.112	86.0		1:48.461	
3				87.7	30.128	86.4		1:48.902		9	32.637	97.4	43.849	90.3	29.082	84.6		1:45.568	
4				88.4	29.224	87.4		1:47.780		10	34.160	97.3	44.220	87.7	29.384	88.7		1:47.764	
5				88.4	29.166	86.1		1:47.059		11	32.850	94.4	46.411	85.6	29.310	82.2		1:48.571	
6				89.5	29.237	85.9		1:47.130		12	33.072	96.7	44.134	90.8	29.253	83.8		1:46.459	

29 Bill Grimshaw (B2) — Moorland Mk1

lap	Sect-1	Speed	Sect-2	Speed	Sect-3	Speed	TopSpeed	laptime	pit	lap	Sect-1	Speed	Sect-2	Speed	Sect-3	Speed	Topspeed	laptime	pit
1						74.2		2:04.737		7				84.5	29.957	80.4		1:46.405	
2				83.0	30.944	81.0		1:53.040		8				85.5	54.513	60.6		2:10.683	
3				84.5	30.241	81.5		1:49.892		9	41.593	69.0	52.406	70.7	33.455	72.9		2:07.454	
4				83.2	30.597	81.6		1:50.656		10	36.942	78.0	49.829	78.0	35.245	71.9		2:02.016	
5				83.6	29.912	80.9		1:48.177		11	35.685	84.3	45.225	80.5	33.161	72.3		1:54.071	
6				83.6	29.426	79.9		1:46.065		12									

30 Roger Skipp (C2) — Emeryson FJ

lap	Sect-1	Speed	Sect-2	Speed	Sect-3	Speed	TopSpeed	laptime	pit	lap	Sect-1	Speed	Sect-2	Speed	Sect-3	Speed	Topspeed	laptime	pit
1						81.4		2:07.703		7				78.3	30.662	81.0		1:51.427	
2				80.1	31.273	80.9		1:52.411		8				80.0	30.347	81.0		1:51.080	
3				80.8	30.878	78.6		1:51.257		9				80.2	30.120	81.3		1:50.968	
4				83.7	31.076	81.3		1:53.296		10	34.063	93.6	45.122	83.7	31.995	79.1		1:51.180	
5				82.3	30.405	79.6		1:50.700		11	33.925	92.9	44.974	83.3	31.000	79.1		1:49.899	
6				82.4	31.581	80.1		1:52.158		12	34.279	94.4	46.137	81.0	30.277	78.8		1:50.693	

35 Andy Harrison (C2) — Envoy Ford

lap	Sect-1	Speed	Sect-2	Speed	Sect-3	Speed	TopSpeed	laptime	pit	lap	Sect-1	Speed	Sect-2	Speed	Sect-3	Speed	Topspeed	laptime	pit
1						82.1		1:59.110		7				85.4	30.467	84.5		1:50.228	
2				85.5	45.676	85.2		2:02.353		8				86.4	31.179	84.1		1:49.687	
3				83.3	31.958	82.2		1:52.951		9				84.7	30.902	83.6		1:50.866	
4				85.1	30.995	85.3		1:49.513		10	34.408	96.8	45.780	85.4	30.776	81.9		1:50.964	
5				83.2	30.994	84.1		1:49.465		11	34.026	96.4	47.632	81.3	31.312	77.8		1:52.970	
6				86.3	31.498	84.4		1:49.992		12	32.488	98.5	45.351	86.1	30.238	84.0		1:48.077	

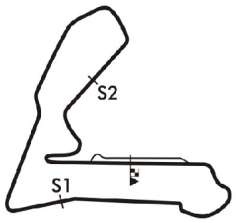

Session Start: 15:27:23 - Finish: 15:48:25
Weather/Track Conditions: Sun/Dry
Circuit: Croft
Track Length: 3.380 Km - 2.1002 miles

"Croft Nostalgia Weekend" Historic Race Meeting - 6 - 7 Aug 2016

HSCC/FJHRA Silverline Historic Formula Junior

Race 5 - Sector Analysis

38 Gil Duffy (C2) — Kieft FJ

lap	Sect-1	Speed	Sect-2	Speed	Sect-3	Speed	TopSpeed	laptime	pit	lap	Sect-1	Speed	Sect-2	Speed	Sect-3	Speed	Topspeed	laptime	pit
1						88.7		1:57.503		7				83.3	31.185	86.4		1:54.635	
2				79.3	31.219	86.5		2:11.623		8				82.7	32.975	88.0		1:54.435	
3				81.5	30.622	86.6		1:53.294		9	33.567	96.4	45.386	82.7	30.360	89.0		1:49.313	
4				84.4	30.702	87.2		1:51.693		10	34.536	91.2	47.003	82.5	30.580	88.0		1:52.119	
5				82.2	30.703	87.0		1:51.260		11	34.486	87.5	46.710	76.5	30.159	87.6		1:51.355	
6				78.3	32.827	86.6		1:54.356		12	34.022	93.7	46.309	82.5	30.759	85.6		1:51.090	

39 Simon Durling (C1) — Lotus 18

lap	Sect-1	Speed	Sect-2	Speed	Sect-3	Speed	TopSpeed	laptime	pit	lap	Sect-1	Speed	Sect-2	Speed	Sect-3	Speed	Topspeed	laptime	pit
1						85.6		2:12.218		7				82.1	31.268	83.1		1:52.607	
2				74.7	33.324	80.0		1:54.944		8				83.4	31.102	84.0		1:52.293	
3				77.0	32.008	83.8		1:58.185		9	34.156	94.3	46.008	80.4	30.839	85.8		1:51.003	
4				82.7	32.117	79.7		1:53.814		10	34.286	93.2	46.381	81.5	31.686	86.1		1:52.353	
5				81.7	31.408	83.0		1:56.205		11	36.462	89.7	45.947	79.9	35.518	76.3		1:57.927	
6				77.3	32.008	81.3		1:53.037		12									

40 Chris Wilks (C2) — Deep Sanderson DS104

lap	Sect-1	Speed	Sect-2	Speed	Sect-3	Speed	TopSpeed	laptime	pit	lap	Sect-1	Speed	Sect-2	Speed	Sect-3	Speed	Topspeed	laptime	pit
1						85.9		1:59.923		7				81.2	30.356	84.5		1:49.348	
2				83.9	30.174	85.2		1:49.010		8				84.4	30.133	84.0		1:49.112	
3				80.9	30.401	84.7		1:49.601		9	33.368	95.7	45.079	85.6	29.731	85.1		1:48.178	
4				85.2	29.451	84.5		1:47.801		10	33.309	96.0	45.265	81.6	29.562	84.8		1:48.136	
5				85.9	29.765	85.4		1:48.612		11	33.564	93.9	46.408	85.2	29.878	83.6		1:49.850	
6				85.4	30.390	85.1		1:51.172		12	34.022	94.4	45.585	84.6	30.074	85.5		1:49.681	

46 Chris Alford (C2) — Elva 200

lap	Sect-1	Speed	Sect-2	Speed	Sect-3	Speed	TopSpeed	laptime	pit	lap	Sect-1	Speed	Sect-2	Speed	Sect-3	Speed	Topspeed	laptime	pit
1						87.5		1:55.865		7				86.1	29.332	85.5		1:46.529	
2				86.4	29.165	87.0		1:46.920		8				88.2	29.286	85.3		1:46.907	
3				86.7	30.176	85.9		1:46.458		9	32.509	97.1	45.062	85.2	30.257	85.6		1:47.828	
4				85.1	29.407	86.4		1:46.936		10	33.740	96.4	45.475	83.0	30.535	85.6		1:49.750	
5				88.3	29.268	86.4		1:45.299		11	33.046	96.4	44.469	85.4	30.102	83.9		1:47.617	
6	33.177		44.262	86.8	29.608	86.4		1:47.047		12	33.356	93.7	46.469	85.3	30.525	80.5		1:50.350	

48 Jim Blockley (D2) — Caravelle Mk2

lap	Sect-1	Speed	Sect-2	Speed	Sect-3	Speed	TopSpeed	laptime	pit	lap	Sect-1	Speed	Sect-2	Speed	Sect-3	Speed	Topspeed	laptime	pit
1						89.1		1:58.210		7				89.0	28.296	86.5		1:44.150	
2				85.5	30.322	87.5		2:08.351		8				86.7	27.817	88.5		1:42.129	
3				87.4	29.404	88.4		1:45.312		9	32.567	98.3	41.547	91.2	28.396	87.4		1:42.510	
4				89.1	29.103	87.8		1:45.204		10	32.045	99.4	42.845	88.4	29.090	88.7		1:43.980	
5				88.9	28.689	86.1		1:45.028		11	32.019	98.4	42.960	85.9	28.894	84.9		1:43.873	
6				90.2	29.551	87.3		1:43.342		12	32.212	99.0	42.759	87.3	28.655	85.3		1:43.626	

49 Martin McHugh (D2) — North Star Mk1

lap	Sect-1	Speed	Sect-2	Speed	Sect-3	Speed	TopSpeed	laptime	pit	lap	Sect-1	Speed	Sect-2	Speed	Sect-3	Speed	Topspeed	laptime	pit
1						79.1		2:14.140		7				71.9	31.566	81.6		1:57.184	
2				74.4	31.959	78.7		1:59.720		8	35.761		47.930	78.4	31.321	78.2		1:55.012	
3				77.9	32.032	77.6		1:58.371		9				77.5	32.010	78.8		1:58.340	
4				75.6	32.988	77.0		1:59.812		10				75.7	31.498	77.9		1:55.720	
5				71.5	32.343	74.4		2:00.466		11	36.044	86.6	48.078	76.1	31.794	80.6		1:55.916	
6				76.1	33.563	76.2		2:01.934		12									

56 Tom Smith (E1) — Ausper T4

lap	Sect-1	Speed	Sect-2	Speed	Sect-3	Speed	TopSpeed	laptime	pit	lap	Sect-1	Speed	Sect-2	Speed	Sect-3	Speed	Topspeed	laptime	pit

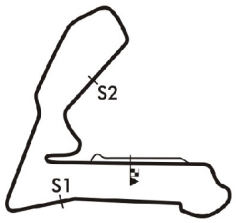

Session Start: 15:27:23 - Finish: 15:48:25
Weather/Track Conditions: Sun/Dry
Circuit: Croft
Track Length: 3.380 Km - 2.1002 miles

MST
Full results available at www.mstworld.com. Email: timing@mstworld.com

Printed : 06-08-2016 - 15:51

"Croft Nostalgia Weekend" Historic Race Meeting - 6 - 7 Aug 2016

HSCC/FJHRA Silverline Historic Formula Junior

Race 5 - Sector Analysis

59 Robin Longdon (E1) — Lola Mk5A

lap	Sect-1	Speed	Sect-2	Speed	Sect-3	Speed	TopSpeed	laptime	pit	lap	Sect-1	Speed	Sect-2	Speed	Sect-3	Speed	Topspeed	laptime	pit
1						93.9		1:49.404		8				91.4	28.004	93.1		1:41.798	
2				87.8	28.398	93.9		1:42.225		9				90.6	28.747	91.6		1:42.307	
3				94.1	28.263	90.1		1:40.350		10	31.482	106.7	43.346	92.1	28.115	93.6		1:42.943	
4				91.8	27.872	93.5		1:41.353		11	31.410	105.0	41.561	93.1	28.568	92.6		1:41.539	
5				91.7	28.222	91.7		1:41.340		12	31.188	106.9	42.766	91.2	28.392	91.6		1:42.346	
6	31.741		43.947	92.4	27.900	94.9		1:43.588		13	31.020	106.5	42.499	91.8	28.725	92.9		1:42.244	
7				92.9	28.825	91.3		1:43.083		14									

62 Peter Hawkey (D2) — Lotus 20

lap	Sect-1	Speed	Sect-2	Speed	Sect-3	Speed	TopSpeed	laptime	pit	lap	Sect-1	Speed	Sect-2	Speed	Sect-3	Speed	Topspeed	laptime	pit
1						87.8		2:04.847		7				88.8	30.122	87.8		1:51.943	
2				89.4	29.499	87.5		1:49.767		8				88.9	29.828	85.6		1:49.295	
3				85.7	29.645	87.4		1:49.105		9	34.480	91.4	48.116	84.5	30.263	81.1		1:52.859	
4				88.7	29.782	90.3		1:49.883		10	34.425	86.0	47.185	87.3	29.810	87.5		1:51.420	
5				85.8	30.314	87.3		1:54.615		11	33.353	86.8	46.560	86.0	31.519	86.6		1:51.432	
6				89.0	29.977	87.7		1:49.516		12	34.198	96.8	45.667	86.9	29.992	87.8		1:49.857	

66 Peter Morton (D2) — Ausper T3

lap	Sect-1	Speed	Sect-2	Speed	Sect-3	Speed	TopSpeed	laptime	pit	lap	Sect-1	Speed	Sect-2	Speed	Sect-3	Speed	Topspeed	laptime	pit
1						93.2		1:50.198		7				89.5	28.406	91.6		1:43.653	
2				93.9	28.728	93.9		1:42.013		8				93.9	27.916	91.9		1:41.002	
3				94.1	27.832	94.7		1:40.027		9				93.3	28.207	93.6		1:40.758	
4				91.7	29.783	93.7		1:43.638		10	31.450	106.0	42.227	91.3	28.351	94.5		1:42.028	
5				94.3	28.485	90.0		1:43.160		11	31.640	106.4	41.605	90.2	29.093	92.1		1:42.338	
6	32.066		42.576	91.8	28.002	89.6		1:42.644		12									

73 Peter Anstiss (E1) — Lotus 20/22

lap	Sect-1	Speed	Sect-2	Speed	Sect-3	Speed	TopSpeed	laptime	pit	lap	Sect-1	Speed	Sect-2	Speed	Sect-3	Speed	Topspeed	laptime	pit
1						90.4		1:46.603		8				91.1	27.984	89.8		1:41.649	
2				91.6	27.723	89.8		1:39.957		9				90.0	29.058	90.1		1:41.501	
3				92.3	27.705	89.8		1:39.492		10				90.2	28.337	91.9		1:43.086	
4				91.6	27.692	90.1		1:39.625		11	31.628	104.7	43.467	90.1	29.022	90.6		1:44.117	
5				92.2	27.504	90.1		1:39.042		12	30.778	103.4	41.378	92.8	28.082	89.8		1:40.238	
6				91.4	27.300	90.2		1:40.017		13	30.751	104.7	42.034	91.8	29.119	90.1		1:41.904	
7				87.0	31.029	90.2		1:43.167		14									

75 Alex Morton (E1) — Lightning Envoyette

lap	Sect-1	Speed	Sect-2	Speed	Sect-3	Speed	TopSpeed	laptime	pit	lap	Sect-1	Speed	Sect-2	Speed	Sect-3	Speed	Topspeed	laptime	pit
1						89.1		1:49.410		8				93.1	28.300	92.4		1:41.671	
2				92.7	27.867	90.4		1:41.475		9				94.1	29.051	92.3		1:42.271	
3				91.6	28.072	90.0		1:40.071		10	31.491	106.9	43.267	91.6	28.477	90.0		1:43.235	
4				88.7	28.533	90.2		1:43.194		11	31.355	105.8	41.158	93.5	28.507	94.8		1:41.020	
5				92.2	27.545	91.2		1:40.996		12	31.224	105.8	43.552	91.4	28.362	91.2		1:43.138	
6	31.484		43.438	92.9	27.831	90.8		1:42.753		13	30.765	105.4	42.022	91.7	28.941	93.9		1:41.728	
7				94.7	29.178	92.3		1:43.995		14									

76 John Rees (E1) — Lotus 22

lap	Sect-1	Speed	Sect-2	Speed	Sect-3	Speed	TopSpeed	laptime	pit	lap	Sect-1	Speed	Sect-2	Speed	Sect-3	Speed	Topspeed	laptime	pit
1						88.8		1:54.840		8				87.7	28.794	88.2		1:44.026	
2				88.5	28.986	87.2		1:45.944		9	31.299		42.760	89.6	28.501	90.8		1:42.560	
3				87.5	31.527	80.0		1:46.690		10	31.879	101.4	41.841	87.2	28.419	88.3		1:42.139	
4				86.7	28.740	88.7		1:43.798		11	31.497	101.7	41.693	90.3	28.683	88.2		1:41.873	
5				88.9	28.674	87.5		1:43.518		12	31.943	99.9	41.779	88.9	28.326	88.5		1:42.048	
6	31.722		43.643	88.1	29.511	90.7		1:44.876		13	31.547	102.0	41.942	89.7	28.047	86.5		1:41.536	
7				89.5	28.870	88.2		1:43.749		14									

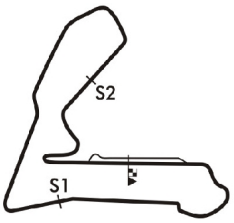

Session Start: 15:27:23 - Finish: 15:48:25
Weather/Track Conditions: Sun/Dry
Circuit: Croft
Track Length: 3.380 Km - 2.1002 miles

"Croft Nostalgia Weekend" Historic Race Meeting - 6 - 7 Aug 2016

HSCC/FJHRA Silverline Historic Formula Junior

Race 5 - Sector Analysis

77 Richard Nitschke (E1) — Elfin Catalina

lap	Sect-1	Speed	Sect-2	Speed	Sect-3	Speed	TopSpeed	laptime	pit	lap	Sect-1	Speed	Sect-2	Speed	Sect-3	Speed	Topspeed	laptime	pit
1						88.7		1:55.961		7				90.3	29.416	84.3		1:45.160	
2				88.9	28.987	87.6		1:46.939		8				89.7	30.011	86.3		1:45.341	
3				90.2	29.078	87.4		1:45.533		9	31.853		43.120	89.8	29.242	83.6		1:44.215	
4				90.2	28.843	87.5		1:44.167		10	32.364	99.9	42.907	90.6	28.751	85.7		1:44.022	
5				90.2	29.056	86.7		1:44.063		11	32.107	100.3	43.146	90.7	29.190	84.0		1:44.443	
6	31.659		43.243	90.6	29.139	84.8		1:44.041		12	32.581	98.8	43.822	86.7	30.395	81.0		1:46.798	

81 Stephen Futter (D2) — Lotus 20

lap	Sect-1	Speed	Sect-2	Speed	Sect-3	Speed	TopSpeed	laptime	pit	lap	Sect-1	Speed	Sect-2	Speed	Sect-3	Speed	Topspeed	laptime	pit
1						84.7		2:02.086		7				83.5	29.678	84.0		1:48.744	
2				87.5	29.826	86.1		1:48.539		8				87.0	30.018	85.4		1:47.725	
3				86.7	29.870	86.1		1:48.953		9	33.119	94.5	44.273	86.6	29.979	85.1		1:47.371	
4				86.9	29.809	85.6		1:48.737		10	33.088	94.3	44.185	86.3	29.744	85.6		1:47.017	
5				85.5	29.729	86.5		1:47.346		11	33.312	94.0	55.570	87.4	29.279	85.1		1:58.161	
6				86.6	29.678	85.7		1:47.467		12	33.091	96.0	45.895	85.9	30.355	84.8		1:49.341	

82 Andrew Garside (E1) — Lotus 20/22

lap	Sect-1	Speed	Sect-2	Speed	Sect-3	Speed	TopSpeed	laptime	pit	lap	Sect-1	Speed	Sect-2	Speed	Sect-3	Speed	Topspeed	laptime	pit
1						94.4		1:45.016		8				94.0	28.406	92.3		1:41.010	
2				96.6	28.350	94.7		1:39.615		9				93.3	28.553	93.2		1:42.446	
3				92.1	27.651	95.5		1:39.178		10				91.3	29.286	94.5		1:45.003	
4				94.3	27.934	93.5		1:40.165		11	31.734	100.0	41.378	91.6	28.364	92.9		1:41.476	
5				96.1	27.781	94.3		1:39.117		12	30.987	103.6	41.583	94.3	28.278	95.1		1:40.848	
6				94.7	27.968	95.2		1:40.008		13	31.051	119.8	42.068	92.8	29.082	90.3		1:42.201	
7				95.7	28.356	94.3		1:40.263		14									

83 Jonathan Fyda (D2) — U2 Mk3

lap	Sect-1	Speed	Sect-2	Speed	Sect-3	Speed	TopSpeed	laptime	pit	lap	Sect-1	Speed	Sect-2	Speed	Sect-3	Speed	Topspeed	laptime	pit
1						90.8		1:51.179		8				89.6	28.728	89.7		1:42.003	
2				91.8	28.520	91.7		1:42.003		9				91.4	28.748	89.6		1:42.077	
3				90.1	28.545	90.6		1:40.919		10	32.212	103.4	42.073	91.1	28.775	91.3		1:43.060	
4				91.7	28.484	91.4		1:41.947		11	31.430	102.5	41.654	90.6	28.602	91.8		1:41.686	
5				91.8	28.242	91.2		1:41.188		12	31.634	103.6	42.924	88.4	29.454	88.7		1:44.012	
6	31.516		41.998	91.8	28.519	91.9		1:42.033		13	32.412	88.8	42.639	90.1	29.741	83.9		1:44.792	
7				89.8	29.300	90.6		1:43.596		14									

86 Steve Brett Jones (E1) — Cooper T67

lap	Sect-1	Speed	Sect-2	Speed	Sect-3	Speed	TopSpeed	laptime	pit	lap	Sect-1	Speed	Sect-2	Speed	Sect-3	Speed	Topspeed	laptime	pit
1						92.9		1:47.285		8				92.3	28.050	92.9		1:41.273	
2				93.9	28.244	92.7		1:40.279		9				94.0	29.307	93.3		1:41.495	
3				93.3	27.928	92.8		1:39.314		10				87.8	28.724	93.1		1:43.582	
4				93.3	27.642	93.2		1:39.370		11	32.465	105.0	42.217	93.3	28.755	93.6		1:43.437	
5				93.6	27.704	93.7		1:39.205		12	30.930	104.4	41.484	93.5	28.063	92.7		1:40.477	
6				92.6	27.413	93.3		1:39.826		13	30.797	107.4	41.848	92.9	28.796	93.9		1:41.441	
7				91.8	31.340	91.7		1:43.384		14									

91 Jonathon Hughes (E1) — Brabham BT6

lap	Sect-1	Speed	Sect-2	Speed	Sect-3	Speed	TopSpeed	laptime	pit	lap	Sect-1	Speed	Sect-2	Speed	Sect-3	Speed	Topspeed	laptime	pit
1								1:41.064		8				93.6	27.052	93.2		1:38.069	
2				93.5	26.640	93.2		1:35.044		9				95.9	26.837	93.9		1:36.043	
3				94.8	26.795	92.9		1:35.116		10	29.272	108.9	39.187	95.5	27.797	92.6		1:36.256	
4				94.1	26.832	93.3		1:35.025		11	31.431	107.4	39.750	95.2	27.028	93.3		1:38.209	
5				95.1	26.924	93.2		1:35.914		12	30.000	106.5	39.942	95.6	27.135	93.6		1:37.077	
6				96.0	26.943	93.6		1:37.018		13	30.535	106.2	40.741	94.7	27.637	92.1		1:38.913	
7				93.9	28.777	93.1		1:38.706		14									

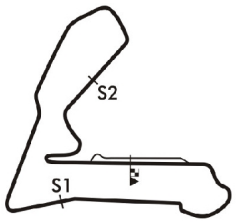

Session Start: 15:27:23 - Finish: 15:48:25
Weather/Track Conditions: Sun/Dry
Circuit: Croft
Track Length: 3.380 Km - 2.1002 miles

MST
Full results available at www.mstworld.com. Email: timing@mstworld.com

Printed : 06-08-2016 - 15:51

"Croft Nostalgia Weekend" Historic Race Meeting - 6 - 7 Aug 2016

HSCC/FJHRA Silverline Historic Formula Junior

Race 5 - Sector Analysis

98 Christopher Merrick (E1) — Cooper T59

lap	Sect-1	Speed	Sect-2	Speed	Sect-3	Speed	TopSpeed	laptime	pit	lap	Sect-1	Speed	Sect-2	Speed	Sect-3	Speed	Topspeed	laptime	pit
1						87.2		1:55.294		8				89.5	28.296	86.5		1:43.930	
2				89.0	28.542	86.0		1:44.330		9	32.127		42.956	89.1	28.566	86.1		1:43.649	
3				88.9	28.559	85.3		1:44.256		10	32.573	101.5	42.423	89.2	28.580	87.0		1:43.576	
4				89.0	28.671	84.0		1:43.738		11	31.685	100.5	42.763	89.6	29.197	89.0		1:43.645	
5				89.0	28.498	85.4		1:44.686		12	31.832	99.7	42.599	88.2	28.395	86.4		1:42.826	
6	32.692		44.391	88.8	28.464	86.3		1:45.547		13	31.834	99.9	43.133	89.1	28.921	84.1		1:43.888	
7				89.5	28.345	85.6		1:44.138		14									

130 Nigel Russell (B2) — FMZ FJ

lap	Sect-1	Speed	Sect-2	Speed	Sect-3	Speed	TopSpeed	laptime	pit	lap	Sect-1	Speed	Sect-2	Speed	Sect-3	Speed	Topspeed	laptime	pit
1						82.7		2:04.702		7				83.2	29.858	81.9		1:51.197	
2				82.8	29.933	83.4		1:51.690		8				83.8	29.888	82.1		1:49.204	
3				82.3	30.179	83.3		1:50.565		9				83.2	29.640	83.0		1:49.299	
4				82.5	29.835	82.6		1:50.192		10	33.636	92.7	44.765	83.3	29.738	82.5		1:48.139	
5				81.2	30.726	82.8		1:51.993		11	33.771	87.6	45.357	81.1	29.903	79.3		1:49.031	
6				83.4	31.424	82.7		1:51.556		12	34.225	84.9	46.351	80.5	30.265	80.6		1:50.841	

140 Michael Ashley-Brown (C2) — Britannia

lap	Sect-1	Speed	Sect-2	Speed	Sect-3	Speed	TopSpeed	laptime	pit	lap	Sect-1	Speed	Sect-2	Speed	Sect-3	Speed	Topspeed	laptime	pit
1						86.7		2:09.809		4				86.7	32.108	78.7		1:53.744	
2				76.1	32.709	84.5		1:56.349		5				86.0				1:58.424	
3				83.9	31.959	84.8		1:58.331		6									

166 Cameron Jackson (E1) — Brabham BT2

lap	Sect-1	Speed	Sect-2	Speed	Sect-3	Speed	TopSpeed	laptime	pit	lap	Sect-1	Speed	Sect-2	Speed	Sect-3	Speed	Topspeed	laptime	pit
1						93.3		1:42.084		8				92.1	27.492	91.1		1:38.346	
2				93.7	28.837	93.5		1:37.162		9				93.2	28.058	91.7		1:39.592	
3				92.3	27.088	94.0		1:36.046		10	30.191	126.9	41.448	91.8	27.709	90.8		1:39.348	
4				93.2	27.128	93.2		1:36.365		11	30.890	104.5	40.505	92.1	28.193	91.4		1:39.588	
5				94.1	27.463	93.1		1:36.416		12	30.484	106.7	40.300	93.3	27.551	91.4		1:38.335	
6				93.3	27.401	92.3		1:36.934		13	30.525	104.0	41.276	92.7	28.205	83.0		1:40.006	
7				91.1	29.643	92.3		1:40.720		14									

171 Andrew Thorpe (D2) — Lotus 20

lap	Sect-1	Speed	Sect-2	Speed	Sect-3	Speed	TopSpeed	laptime	pit	lap	Sect-1	Speed	Sect-2	Speed	Sect-3	Speed	Topspeed	laptime	pit
1						89.0		2:06.486		7				90.3	29.941	89.0		1:50.456	
2				88.2	30.936	88.3		1:52.640		8				90.0	30.184	89.0		1:49.418	
3				89.4	30.713	87.6		1:51.000		9				87.8	30.097	89.8		1:51.091	
4				88.9	30.108	89.0		1:52.471		10	34.699	95.7	46.309	89.6	30.202	89.6		1:51.210	
5				90.6	29.916	89.2		1:49.208		11	34.453	101.4	46.421	83.8	31.166	89.0		1:52.040	
6				88.8	30.736	88.9		1:50.297		12	33.805	101.5	46.441	90.0	30.815	87.4		1:51.061	

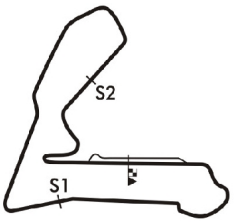

Session Start: 15:27:23 - Finish: 15:48:25
Weather/Track Conditions: Sun/Dry
Circuit: Croft
Track Length: 3.380 Km - 2.1002 miles

MST
Full results available at www.mstworld.com. Email: timing@mstworld.com

Printed : 06-08-2016 - 15:51

"Croft Nostalgia Weekend" Historic Race Meeting - 6 - 7 Aug 2016

HSCC/FJHRA Silverline Historic Formula Junior

Race 5 - Best Sector Times

			Sector 1			Sector 2			Sector 3					
POS	NO	DRIVER/S	TIME	LAP	POS	TIME	LAP	POS	TIME	LAP	POS	IDEAL LAP	BEST LAP	On
1	91	Jonathon Hughes	29.272	10	1	39.187	10	1	26.640	2	1	1:35.099	**1:35.025**	**4**
2	166	Cameron Jackson	30.191	10	2	40.300	12	2	27.088	3	2	1:37.579	**1:36.046**	**3**
3	82	Andrew Garside	30.987	12	6	41.378	11	4	27.651	3	6	1:40.016	**1:39.117**	**5**
4	86	Steve Brett Jones	30.797	13	5	41.484	12	6	27.413	6	4	1:39.694	**1:39.205**	**5**
5	73	Peter Anstiss	30.751	13	3	41.378	12	5	27.300	6	3	1:39.429	**1:39.042**	**5**
6	59	Robin Longdon	31.020	13	7	41.561	11	8	27.872	4	9	1:40.453	**1:40.350**	**3**
7	75	Alex Morton	30.765	13	4	41.158	11	3	27.545	5	5	1:39.468	**1:40.071**	**3**
8	83	Jonathan Fyda	31.430	11	11	41.654	11	10	28.242	5	11	1:41.326	**1:40.919**	**3**
9	76	John Rees	31.299	9	9	41.693	11	11	28.047	13	10	1:41.039	**1:41.536**	**13**
10	98	Christopher Merrick	31.685	11	13	42.423	10	12	28.296	8	12	1:42.404	**1:42.826**	**12**
11	14	Crispian Besley	31.351	11	10	42.514	10	13	28.391	7	13	1:42.256	**1:42.795**	**10**
12	77	Richard Nitschke	31.659	6	12	42.907	10	14	28.751	10	14	1:43.317	**1:44.022**	**10**
13	48	Jim Blockley	32.019	11	14	41.547	9	7	27.817	8	7	1:41.383	**1:42.129**	**8**
14	46	Chris Alford	32.509	9	16	44.262	6	17	29.165	2	16	1:45.936	**1:45.299**	**5**
15	20	John Sykes	32.637	9	17	43.849	9	15	29.082	9	15	1:45.568	**1:45.568**	**9**
16	40	Chris Wilks	33.309	10	19	45.079	9	20	29.451	4	19	1:47.839	**1:47.801**	**4**
17	81	Stephen Futter	33.088	10	18	44.185	10	16	29.279	11	17	1:46.552	**1:47.017**	**10**
18	130	Nigel Russell	33.636	10	22	44.765	10	18	29.640	9	21	1:48.041	**1:48.139**	**10**
19	62	Peter Hawkey	33.353	11	20	45.667	12	25	29.499	2	20	1:48.519	**1:49.105**	**3**
20	4	Graham Barron	34.718	9	26	45.662	9	24	29.877	2	22	1:50.257	**1:49.187**	**2**
21	35	Andy Harrison	32.488	12	15	45.351	12	22	30.238	12	27	1:48.077	**1:48.077**	**12**
22	171	Andrew Thorpe	33.805	12	23	46.309	10	27	29.916	5	23	1:50.030	**1:49.208**	**5**
23	30	Roger Skipp	33.925	11	24	44.974	11	19	30.120	9	25	1:49.019	**1:49.899**	**11**
24	38	Gil Duffy	33.567	9	21	45.386	9	23	30.159	11	26	1:49.112	**1:49.313**	**9**
25	29	Bill Grimshaw	35.685	11	27	45.225	11	21	29.426	6	18	1:50.336	**1:46.065**	**6**
26	39	Simon Durling	34.156	9	25	45.947	11	26	30.839	9	28	1:50.942	**1:51.003**	**9**
27	49	Martin McHugh	35.761	8	28	47.930	8	28	31.321	8	29	1:55.012	**1:55.012**	**8**
28	66	Peter Morton	31.042	12	8	41.605	11	9	27.832	3	8	1:40.479	**1:40.027**	**3**
29	9	Anthony Olissoff	37.925	1	29				29.931	5	24		**1:48.534**	**5**
30	140	Michael Ashley-Brown	38.181	1	30				31.959	3	30		**1:53.744**	**4**
31	56	Tom Smith												

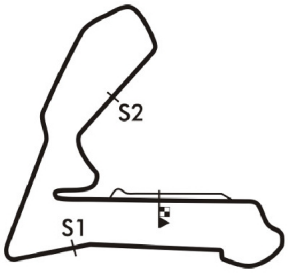

Session Start: 15:27:23 - Finish: 15:48:25
Weather/Track Conditions: Sun/Dry
Circuit: Croft
Track Length: 3.380 Km - 2.1002 miles

"Croft Nostalgia Weekend" Historic Race Meeting - 6 - 7 Aug 2016

HSCC/FJHRA Silverline Historic Formula Junior

Race 5 - Best Sector Speeds

	NO	SECTOR 1	MPH	NO	SECTOR 2	MPH	NO	SECTOR 3	MPH
1	91	Jonathon Hughes	108.9	82	Andrew Garside	96.6	82	Andrew Garside	95.5
2	86	Steve Brett Jones	107.4	91	Jonathon Hughes	96.0	59	Robin Longdon	94.9
3	59	Robin Longdon	106.9	75	Alex Morton	94.7	75	Alex Morton	94.8
4	75	Alex Morton	106.9	66	Peter Morton	94.3	66	Peter Morton	94.7
5	166	Cameron Jackson	106.7	59	Robin Longdon	94.1	166	Cameron Jackson	94.0
6	66	Peter Morton	106.4	166	Cameron Jackson	94.1	86	Steve Brett Jones	93.9
7	82	Andrew Garside	105.7	86	Steve Brett Jones	94.0	91	Jonathon Hughes	93.9
8	73	Peter Anstiss	104.7	73	Peter Anstiss	92.8	73	Peter Anstiss	91.9
9	83	Jonathan Fyda	103.6	83	Jonathan Fyda	91.8	83	Jonathan Fyda	91.9
10	14	Crispian Besley	102.6	48	Jim Blockley	91.2	14	Crispian Besley	91.1
11	76	John Rees	102.0	20	John Sykes	90.8	76	John Rees	90.8
12	98	Christopher Merrick	101.5	77	Richard Nitschke	90.7	62	Peter Hawkey	90.3
13	171	Andrew Thorpe	101.5	171	Andrew Thorpe	90.6	171	Andrew Thorpe	89.8
14	77	Richard Nitschke	100.3	76	John Rees	90.3	48	Jim Blockley	89.1
15	46	Chris Alford	99.4	14	Crispian Besley	90.1	38	Gil Duffy	89.0
16	48	Jim Blockley	99.4	98	Christopher Merrick	89.6	98	Christopher Merrick	89.0
17	38	Gil Duffy	98.8	62	Peter Hawkey	89.4	20	John Sykes	88.7
18	35	Andy Harrison	98.5	46	Chris Alford	88.3	77	Richard Nitschke	88.7
19	20	John Sykes	97.4	81	Stephen Futter	87.5	46	Chris Alford	87.5
20	62	Peter Hawkey	96.8	140	Michael Ashley-Brown	86.7	140	Michael Ashley-Brown	86.7
21	40	Chris Wilks	96.0	35	Andy Harrison	86.4	81	Stephen Futter	86.5
22	81	Stephen Futter	96.0	40	Chris Wilks	85.9	39	Simon Durling	86.1
23	30	Roger Skipp	94.4	29	Bill Grimshaw	85.5	40	Chris Wilks	85.9
24	39	Simon Durling	94.3	38	Gil Duffy	84.4	35	Andy Harrison	85.3
25	130	Nigel Russell	92.7	130	Nigel Russell	83.8	130	Nigel Russell	83.4
26	29	Bill Grimshaw	90.7	30	Roger Skipp	83.7	29	Bill Grimshaw	81.6
27	4	Graham Barron	90.2	39	Simon Durling	83.4	49	Martin McHugh	81.6
28	9	Anthony Olissoff	88.0	9	Anthony Olissoff	83.2	30	Roger Skipp	81.4
29	49	Martin McHugh	88.0	4	Graham Barron	80.3	9	Anthony Olissoff	79.8
30	140	Michael Ashley-Brown	84.9	49	Martin McHugh	78.4	4	Graham Barron	79.7
31	56	Tom Smith	0.0	56	Tom Smith	0.0	56	Tom Smith	0.0

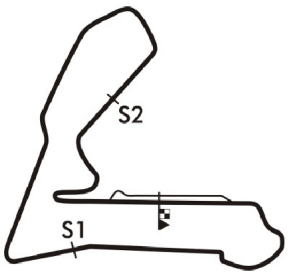

Session Start: 15:27:23 - Finish: 15:48:25
Weather/Track Conditions: Sun/Dry
Circuit: Croft
Track Length: 3.380 Km - 2.1002 miles

"Croft Nostalgia Weekend" Historic Race Meeting - 6 - 7 Aug 2016

HSCC/FJHRA Silverline Historic Formula Junior

Race 5 - Lap Chart

Lap 1			Lap 2			Lap 3			Lap 4			Lap 5			Lap 6		
NO	Behind	Laptime	NO	Behind	Laptime	NO	Behind	Laptime	NO	Behind	Laptime	NO	Behind	Laptime	NO	Behind	Laptime
91		1:41.064	91		1:35.044	91		1:35.116	91		1:35.025	91		1:35.914	91		1:37.018
166	1.020	1:42.084	166	3.138	1:37.162	166	4.068	1:36.046	166	5.408	1:36.365	166	5.910	1:36.416	166	5.826	1:36.934
82	3.952	1:45.016	82	8.523	1:39.615	82	12.585	1:39.178	82	17.725	1:40.165	49	1 LAP	1:59.812	38	1 LAP	1:51.260
73	5.539	1:46.603	73	10.452	1:39.957	73	14.828	1:39.492	73	19.428	1:39.625	82	20.928	1:39.117	39	1 LAP	1:56.205
86	6.221	1:47.285	86	11.456	1:40.279	86	15.654	1:39.314	86	19.999	1:39.370	73	22.556	1:39.042	**140**	1 LAP	1:58.424
59	8.340	1:49.404	75	14.777	1:41.475	75	19.732	1:40.071	59	27.083	1:41.353	86	23.290	1:39.205	82	23.918	1:40.008
75	8.346	1:49.410	59	15.521	1:42.225	59	20.755	1:40.350	75	27.901	1:43.194	59	32.509	1:41.340	73	25.555	1:40.017
66	9.134	1:50.198	66	16.103	1:42.013	66	21.014	1:40.027	66	29.627	1:43.638	75	32.983	1:40.996	86	26.098	1:39.826
83	10.115	1:51.179	83	17.074	1:42.003	83	22.877	1:40.919	83	29.799	1:41.947	83	35.073	1:41.188	49	1 LAP	2:00.466
76	13.776	1:54.840	98	23.516	1:44.330	98	32.656	1:44.256	98	41.369	1:43.738	66	36.873	1:43.160	75	38.718	1:42.753
98	14.230	1:55.294	76	24.676	1:45.944	14	35.168	1:44.412	14	44.094	1:43.951	98	50.141	1:44.686	59	39.079	1:43.588
46	14.801	1:55.865	14	25.872	1:45.816	76	36.250	1:46.690	76	45.023	1:43.798	14	51.981	1:43.801	83	40.088	1:42.033
77	14.897	1:55.961	46	26.677	1:46.920	77	37.209	1:45.533	77	46.351	1:44.167	76	52.627	1:43.518	66	42.499	1:42.644
14	15.100	1:56.164	77	26.792	1:46.939	46	38.019	1:46.458	46	49.930	1:46.936	77	54.500	1:44.063	98	58.670	1:45.547
38	16.439	1:57.503	40	32.825	1:49.010	40	47.310	1:49.601	40	1:00.086	1:47.801	46	59.315	1:45.299	14	1:00.054	1:45.091
48	17.146	1:58.210	20	33.644	1:49.134	20	47.430	1:48.902	20	1:00.185	1:47.780	20	1:11.330	1:47.059	76	1:00.485	1:44.876
35	18.046	1:59.110	81	34.517	1:48.539	81	48.354	1:48.953	81	1:02.066	1:48.737	40	1:12.784	1:48.612	77	1:01.523	1:44.041
40	18.859	1:59.923	4	35.892	1:49.187	4	50.751	1:49.975	4	1:06.016	1:50.290	81	1:13.498	1:47.346	46	1:09.344	1:47.047
20	19.554	2:00.618	62	38.506	1:49.767	62	52.495	1:49.105	62	1:07.353	1:49.883	48	1:19.942	1:45.028	20	1:21.442	1:47.130
81	21.022	2:02.086	130	40.284	1:51.690	130	55.733	1:50.565	48	1:10.828	1:45.204	4	1:22.141	1:52.039	81	1:23.947	1:47.467
4	21.749	2:02.813	29	41.669	1:53.040	29	56.445	1:49.892	130	1:10.900	1:50.192	29	1:24.339	1:48.177	48	1:26.266	1:43.342
130	23.638	2:04.702	171	43.018	1:52.640	171	58.902	1:51.000	29	1:12.076	1:50.656	62	1:26.054	1:54.615	40	1:26.938	1:51.172
29	23.673	2:04.737	30	44.006	1:52.411	30	1:00.147	1:51.257	9	1:15.483	1:50.251	130	1:26.979	1:51.993	29	1:33.386	1:46.065
62	23.783	2:04.847	9	44.399	1:52.084	9	1:00.257	1:50.974	171	1:16.348	1:52.471	9	1:28.103	1:48.534	4	1:35.961	1:50.838
171	25.422	2:06.486	35	45.355	2:02.353	48	1:00.649	1:45.312	35	1:17.678	1:49.513	171	1:29.642	1:49.208	62	1:38.552	1:49.516
30	26.639	2:07.703	140	50.050	1:56.349	35	1:03.190	1:52.951	30	1:18.418	1:53.296	35	1:31.229	1:49.465			
9	27.359	2:08.423	48	50.453	2:08.351	38	1:11.196	1:53.294	38	1:27.864	1:51.693	30	1:33.204	1:50.700			
140	28.745	2:09.809	39	51.054	1:54.944	140	1:13.265	1:58.331	140	1:31.984	1:53.744						
39	31.154	2:12.218	38	53.018	2:11.623	39	1:14.123	1:58.185	39	1:32.912	1:53.814						
49	33.076	2:14.140	49	57.752	1:59.720	49	1:21.007	1:58.371									

Session Start: 15:27:23 - Finish: 15:48:25
Weather/Track Conditions: Sun/Dry
Circuit: Croft
Track Length: 3.380 Km - 2.1002 miles

MST
Full results available at www.mstworld.com. Email: timing@mstworld.com

Printed : 06-08-2016 - 15:58

"Croft Nostalgia Weekend" Historic Race Meeting - 6 - 7 Aug 2016

HSCC/FJHRA Silverline Historic Formula Junior

Race 5 - Lap Chart

Lap 7			Lap 8			Lap 9			Lap 10			Lap 11			Lap 12		
NO	Behind	Laptime	NO	Behind	Laptime	NO	Behind	Laptime	NO	Behind	Laptime	NO	Behind	Laptime	NO	Behind	Laptime
91		1:38.706	91		1:38.069	91		1:36.043	91		1:36.256	91		1:38.209	91		1:37.077
130	1 LAP	1:51.556	29	1 LAP	1:46.405	20	1 LAP	1:48.461	46	1 LAP	1:47.828	48	1 LAP	1:43.980	77	1 LAP	1:44.443
171	1 LAP	1:50.297	166	8.117	1:38.346	81	1 LAP	1:47.725	48	1 LAP	1:42.510	46	1 LAP	1:49.750	166	17.395	1:38.335
35	1 LAP	1:49.992	4	1 LAP	1:51.759	166	11.666	1:39.592	20	1 LAP	1:45.568	166	16.137	1:39.588	48	1 LAP	1:43.873
166	7.840	1:40.720	62	1 LAP	1:51.943	40	1 LAP	1:49.112	166	14.758	1:39.348	49	2 LAPS	1:58.340	46	1 LAP	1:47.617
30	1 LAP	1:52.158	130	1 LAP	1:51.197	4	1 LAP	1:51.327	81	1 LAP	1:47.371	20	1 LAP	1:47.764	20	1 LAP	1:48.571
38	1 LAP	1:54.356	171	1 LAP	1:50.456	62	1 LAP	1:49.295	40	1 LAP	1:48.178	81	1 LAP	1:47.017	49	2 LAPS	1:55.720
82	25.475	1:40.263	35	1 LAP	1:50.228	130	1 LAP	1:49.204	4	1 LAP	1:50.694	40	1 LAP	1:48.136	40	1 LAP	1:49.850
73	30.016	1:43.167	30	1 LAP	1:51.427	171	1 LAP	1:49.418	130	1 LAP	1:49.299	82	46.833	1:41.476	81	1 LAP	1:58.161
39	1 LAP	1:53.037	82	28.416	1:41.010	35	1 LAP	1:49.687	82	43.566	1:45.003	73	51.792	1:44.117	82	50.604	1:40.848
86	30.776	1:43.384	73	33.596	1:41.649	82	34.819	1:42.446	62	1 LAP	1:52.859	86	51.986	1:43.437	73	54.953	1:40.238
59	43.456	1:43.083	86	33.980	1:41.273	29	1 LAP	2:10.683	171	1 LAP	1:51.091	130	1 LAP	1:48.139	86	55.386	1:40.477
75	44.007	1:43.995	38	1 LAP	1:54.635	30	1 LAP	1:51.080	73	45.884	1:43.086	4	1 LAP	1:52.490	130	1 LAP	1:49.031
83	44.978	1:43.596	39	1 LAP	1:52.607	73	39.054	1:41.501	35	1 LAP	1:50.866	62	1 LAP	1:51.420	59	1:08.735	1:42.346
66	47.446	1:43.653	59	47.185	1:41.798	86	39.432	1:41.495	86	46.758	1:43.582	171	1 LAP	1:51.210	4	1 LAP	1:50.907
49	1 LAP	2:01.934	75	47.609	1:41.671	59	53.449	1:42.307	30	1 LAP	1:50.968	35	1 LAP	1:50.964	75	1:09.688	1:43.138
98	1:04.102	1:44.138	83	48.912	1:42.003	75	53.837	1:42.271	59	1:00.136	1:42.943	59	1:03.466	1:41.539	62	1 LAP	1:51.432
14	1:04.637	1:43.289	66	50.379	1:41.002	83	54.946	1:42.077	75	1:00.816	1:43.235	75	1:03.627	1:41.020	83	1:12.162	1:44.012
76	1:05.528	1:43.749	98	1:09.963	1:43.930	66	55.094	1:40.758	66	1:00.866	1:42.028	66	1:04.995	1:42.338	171	1 LAP	1:52.040
77	1:07.977	1:45.160	76	1:11.485	1:44.026	38	1 LAP	1:54.435	83	1:01.750	1:43.060	83	1:05.227	1:41.686	35	1 LAP	1:52.970
46	1:17.167	1:46.529	14	1:11.521	1:44.953	39	1 LAP	1:52.293	29	1 LAP	2:07.454	30	1 LAP	1:51.180	30	1 LAP	1:49.899
20	1:29.832	1:47.096	77	1:15.249	1:45.341	98	1:17.569	1:43.649	38	1 LAP	1:49.313	38	1 LAP	1:52.119	76	1:32.520	1:42.048
48	1:31.710	1:44.150	49	1 LAP	1:57.184	76	1:18.002	1:42.560	39	1 LAP	1:51.003	76	1:27.549	1:41.873	98	1:36.074	1:42.826
81	1:33.985	1:48.744	46	1:26.005	1:46.907	14	1:18.995	1:43.517	76	1:23.885	1:42.139	39	1 LAP	1:52.353	38	1 LAP	1:51.355
40	1:37.580	1:49.348	48	1:35.770	1:42.129	77	1:23.421	1:44.215	98	1:24.889	1:43.576	98	1:30.325	1:43.645			
						49	1 LAP	1:55.012	14	1:25.534	1:42.795	14	1:30.558	1:43.233			
									77	1:31.187	1:44.022	29	1 LAP	2:02.016			

Session Start: 15:27:23 - Finish: 15:48:25
Weather/Track Conditions: Sun/Dry
Circuit: Croft
Track Length: 3.380 Km - 2.1002 miles

"Croft Nostalgia Weekend" Historic Race Meeting - 6 - 7 Aug 2016

HSCC/FJHRA Silverline Historic Formula Junior

Race 5 - Lap Chart

Lap 13		
NO	Behind	Laptime
91		1:38.913
14	1 LAP	1:45.637
77	1 LAP	1:46.798
29	2 LAPS	1:54.071
39	2 LAPS	1:57.927
166	18.488	1:40.006
48	1 LAP	1:43.626
46	1 LAP	1:50.350
20	1 LAP	1:46.459
82	53.892	1:42.201
49	2 LAPS	1:55.916
86	57.914	1:41.441
73	57.944	1:41.904
40	1 LAP	1:49.681
81	1 LAP	1:49.341
59	1:12.066	1:42.244
75	1:12.503	1:41.728
130	1 LAP	1:50.841
83	1:18.041	1:44.792
62	1 LAP	1:49.857
4	1 LAP	1:52.930
35	1 LAP	1:48.077
171	1 LAP	1:51.061
30	1 LAP	1:50.693
76	1:35.143	1:41.536
98	1:41.049	1:43.888
38	1 LAP	1:51.090

Session Start: 15:27:23 - Finish: 15:48:25
Weather/Track Conditions: Sun/Dry
Circuit: Croft
Track Length: 3.380 Km - 2.1002 miles

"Croft Nostalgia Weekend" Historic Race Meeting - 6 - 7 Aug 2016

HSCC Historic Formula Ford Championship in association with Avon Tyres

Race 7 - Starting Grid

Sheet No:

Start Time : 16:45 - Heat Duration : 20 Minutes

ROW					
16	31	47	Louis Hanjoul	32	41	Peter Hamilton
15	29	94	Geoffrey Underwood	30	26	John Slack
14	27	81	James Lovett	28	55	Roger Arnold
13	25	27	Dick Dixon	26	11	Roy Siergiejew
12	23	42	Cormac Flanagan	24	46	Stuart Dix
11	21	54	Alex Meek	22	36	Rob Smith
10	19	66	Andrew Wiggins	20	20	Kevin Stanzl
9	17	73	Edward Thurston	18	95	John Hayes-Harlow
8	15	60	James Buckton	16	56	Roland Svensson
7	13	37	Will Nuthall	14	21	Ross Drybrough
6	11	57	David Wild	12	3	Benn Simms
5	9	38	Pertti Kiiveri	10	14	Neil Shinner
4	7	97	Robert Tusting	8	31	Rob Wainwright
3	5	48	Benn Tilley	6	70	Daniel Stanzl
2	3	64	Benjamin Tusting	4	79	Mark Shaw
1	1	43	Callum Grant	2	16	Simon Toyne

Pole Right

Circuit: Croft

Track Length: 3.380 Km - 2.1002 miles

These results are provisional until the conclusion of any judicial and technical matters.

Clerk of the Course:	Timekeeper:	Issued at:
Julian Floyd	Nick Palmer	

MST

Printed : 06-08-2016 - 15:36

Full results available at www.mstworld.com. Email: timing@mstworld.com

"Croft Nostalgia Weekend" Historic Race Meeting - 6 - 7 Aug 2016

Guards Trophy supported by Dunlop Tyres

Race 6 - Classification

Sheet No:

POS	NO	DRIVER/S	CLASS	CLASS POS	CAR MAKE / MODEL	TIME	LAPS	GAP	DIFF	MPH	BEST	ON
1	42	Hugh Colman	SRD	1	Chevron B8	33:36.783	20	-- 20 laps		74.97	1:35.181	11
2	32	Allison-Thompson	SRD	2	Chevron B8	33:48.461	20	11.678	11.678	74.55	1:35.072	14
3	1	Gardiner-Cox	D	1	TVR Griffith	34:15.889	20	39.106	27.428	73.55	1:37.196	16
4	77	Brooks-Brooks	SRB	1	Merlyn Mk6	34:17.795	20	41.012	1.906	73.48	1:35.941	20
5	6	Thompson-McClurg	SRD	3	Chevron B6	34:24.525	20	47.742	6.730	73.24	1:35.211	20
6	26	John Davison	A	1	Lotus Elan 26R	34:56.344	20	1:19.561	31.819	72.13	1:38.907	6
7	10	Stuart Tizzard	SRB	2	Lotus 23B	35:10.272	20	1:33.489	13.928	71.66	1:39.497	6
8	30	Halstead-McPherson	A	2	Lotus Elan S2	35:14.659	20	1:37.876	4.387	71.51	1:39.667	4
9	41	Brian Casey	SRE	1	Lenham P69	33:47.430	19	-- 19 laps	14.541	70.85	1:38.787	18
10	19	Nick Pancisi	B1	1	Lotus Elan S1 GTS	33:48.718	19	1.288	1.288	70.81	1:40.701	3
11	155	Alistair Dyson	C	1	Jaguar E-type	33:57.580	19	10.150	8.862	70.50	1:40.480	3
12	23	Darren Wilson	SRB	3	Lotus 23A	33:58.505	19	11.075	0.925	70.47	1:40.369	5
13	67	Andrew Smith	A	3	Marcos 1800 GT	34:17.673	19	30.243	19.168	69.81	1:41.575	4
14	43	Craig Jones	SRC	1	Elva Elva Mk7S	35:20.728	19	1:33.298	1:03.055	67.74	1:43.188	3
15	16	Phillip Nelson	SRD	4	Chevron B8	33:42.015	18	-- 18 laps	7.704	67.30	1:36.171	4
16	64	Martin Richardson	B	1	MGB	33:53.117	18	11.102	11.102	66.93	1:46.396	12
17	94	Andrew Bentley	B	2	MGB	33:59.731	18	17.716	6.614	66.72	1:46.722	7
18	50	Brooks-Brooks	A	4	Lotus Elan	34:10.996	18	28.981	11.265	66.35	1:43.826	14
19	105	Ian Kilpatrick	SRE	2	Ginetta G12	34:23.584	18	41.569	12.588	65.95	1:44.974	2
20	75	Brian Robinson	B	3	MGB	34:39.125	18	57.110	15.541	65.46	1:48.311	5
21	73	Michael Lillywhite	B	4	MGB	35:01.388	18	1:19.373	22.263	64.76	1:49.687	17
		---------- NOT CLASSIFIED ----------										
DNF	33	Jon Waggitt	SRE		Lenham P69	27:23.649	16	-- 16 laps		73.60	1:35.505	9
DNF	17	Gate-Coyne	C		Jaguar E-type	17:41.967	10	-- 10 laps	13.023	71.19	1:44.807	7

---------- FASTEST LAP SUMMARY ----------

NO	DRIVER/S	CLASS	CAR MAKE / MODEL	FASTEST LAP	ON	MPH
32	Allison-Thompson	SRD	Chevron B8	1:35.072	14	79.53
33	Jon Waggitt	SRE	Lenham P69	1:35.505	9	79.17
77	Brooks-Brooks	SRB	Merlyn Mk6	1:35.941	20	78.81
1	Gardiner-Cox	D	TVR Griffith	1:37.196	16	77.79
26	John Davison	A	Lotus Elan 26R	1:38.907	6	76.44
155	Alistair Dyson	C	Jaguar E-type	1:40.480	3	75.25
19	Nick Pancisi	B1	Lotus Elan S1 GTS	1:40.701	3	75.08
43	Craig Jones	SRC	Elva Elva Mk7S	1:43.188	3	73.27
64	Martin Richardson	B	MGB	1:46.396	12	71.06

Session Start: 15:58:40 - Finish: 16:32:17
Weather/Track Conditions: Sun/Dry
Circuit: Croft
Track Length: 3.380 Km - 2.1002 miles

These results are provisional until the conclusion of any judicial and technical matters.

Clerk of the Course:	Timekeeper:	Issued at:
Julian Floyd	Nick Palmer	

MST

Printed : 06-08-2016 - 16:40

Full results available at www.mstworld.com. Email: timing@mstworld.com

"Croft Nostalgia Weekend" Historic Race Meeting - 6 - 7 Aug 2016

Guards Trophy supported by Dunlop Tyres

Race 6 - Sector Analysis

1 Gardiner-Cox (D) — TVR Griffith

lap	Sect-1	Speed	Sect-2	Speed	Sect-3	Speed	TopSpeed	laptime	pit	lap	Sect-1	Speed	Sect-2	Speed	Sect-3	Speed	Topspeed	laptime	pit
1		114.1	40.822	98.3	27.977	105.0		1:46.972		11	30.052	118.6	40.701	101.1	28.083	103.6		1:38.836	
2				98.0	27.672	103.9		1:39.329		12	29.887	118.8	40.552	100.5	28.233	102.9		1:38.672	
3	30.318	120.1	40.212	101.7	27.927	103.1		1:38.457		13	30.118	117.5	41.531	100.8				1:38.216	
4	29.525	119.4	40.526	100.3	28.082	103.1		1:38.133		14	Out	114.9	41.105	98.8	27.736	101.5		2:55.911	P
5	29.907	116.1	40.784	99.7	28.213	103.4		1:38.904		15	29.323	114.9	41.030	78.4	27.793	100.8		1:38.146	
6	29.698	116.9	40.658	100.6	28.047	103.2		1:38.403		16	29.356	121.8	40.155	99.7	27.685	101.2		1:37.196	
7	29.724	119.4	40.712	99.4	27.959	103.2		1:38.395		17	29.926	120.5	40.176	97.4	27.928	100.6		1:38.030	
8	29.528	117.1	40.557	99.3	28.113	104.9		1:38.198		18	29.524	122.0	40.726	99.1	28.488	100.5		1:38.738	
9	29.980	120.7	40.542	101.7	28.222	102.8		1:38.744		19	29.442	117.5	40.715	99.4	27.868	101.1		1:38.025	
10				100.9	28.220	102.3		1:39.596		20	29.708	119.8	41.036	93.2	28.244	100.6		1:38.988	

6 Thompson-McClurg (SRD) — Chevron B6

lap	Sect-1	Speed	Sect-2	Speed	Sect-3	Speed	TopSpeed	laptime	pit	lap	Sect-1	Speed	Sect-2	Speed	Sect-3	Speed	Topspeed	laptime	pit
1		113.6	39.990	100.6	27.093	99.0		1:42.018		11	29.585	113.7	40.463	98.8				1:34.678	
2	30.876	107.5	40.892	99.7	27.694	98.4		1:39.462		12	Out	113.0	40.881	99.6	27.294	98.3		3:02.758	P
3	29.459	113.7	40.573	98.3	27.404	97.4		1:37.436		13	30.067	113.4	40.651	101.2	27.298	97.3		1:38.016	
4	29.350	113.6	39.928	98.3	27.047	98.5		1:36.325		14	30.841	112.2	41.208	99.4	29.669	88.2		1:41.718	
5	28.970	114.1	40.005	99.6	26.978	98.0		1:35.953		15	30.629	113.4	39.858	99.6				1:34.886	
6	28.892	115.1	40.081	100.0	27.184	99.1		1:36.157		16	Out	113.9	39.766	101.5	27.081	97.7		2:13.862	P
7	29.247	114.5	40.359	99.3	27.496	98.1		1:37.102		17	29.345	114.9	39.816	101.5	27.100	97.7		1:36.261	
8	29.342	113.6	40.315	99.7	27.381	98.0		1:37.038		18	29.663	113.4	39.525	99.9	26.769	98.4		1:35.957	
9	29.228	114.5	40.073	99.4	27.702	98.4		1:37.003		19	29.321	113.6	39.527	100.0	27.030	97.3		1:35.878	
10	29.203	115.1	40.505	99.0	27.098	98.1		1:36.806		20	28.881	114.1	39.294	98.1	27.036	98.5		1:35.211	

10 Stuart Tizzard (SRB) — Lotus 23B

lap	Sect-1	Speed	Sect-2	Speed	Sect-3	Speed	TopSpeed	laptime	pit	lap	Sect-1	Speed	Sect-2	Speed	Sect-3	Speed	Topspeed	laptime	pit
1		110.9	41.274	98.1	29.255	90.9		1:50.158		11	30.230	110.9	41.395	94.3	29.111	87.7		1:40.736	
2	33.514	111.7	41.644	96.8	27.924	99.7		1:43.082		12	31.125	112.2	42.162	95.2	28.367	94.9		1:41.654	
3	30.504	113.4	40.915	94.0	28.226	97.5		1:39.645		13	30.822	111.5	41.456	96.6	29.569	96.6		1:41.847	
4	30.730	112.8	40.814	97.4	28.212	97.5		1:39.756		14	30.749	112.0	41.487	95.7	28.934	97.1		1:41.170	
5	30.391	113.9	40.807	97.0	28.435	97.7		1:39.633		15	31.107	112.0	41.186	97.5	28.844	96.8		1:41.137	
6	30.722	112.0	40.681	97.4	28.094	97.5		1:39.497		16	30.385	113.4	41.167	97.5	28.829	98.5		1:40.381	
7	29.924	113.7	40.215	98.0				1:36.758		17	30.345	114.3	42.004	97.1	28.553	88.1		1:40.902	
8	Out	113.0	41.442	96.8	28.345	97.8		3:09.852	P	18	30.871	112.8	41.614	96.8	28.864	88.4		1:41.349	
9	30.304	110.6	41.987	96.3	28.603	97.5		1:40.894		19	30.607	114.3	41.590	96.3	28.812	96.6		1:41.009	
10	30.429	112.4	41.823	98.0	28.579	97.8		1:40.831		20	30.240	113.4	40.970	96.7	28.771	96.1		1:39.981	

16 Phillip Nelson (SRD) — Chevron B8

lap	Sect-1	Speed	Sect-2	Speed	Sect-3	Speed	TopSpeed	laptime	pit	lap	Sect-1	Speed	Sect-2	Speed	Sect-3	Speed	Topspeed	laptime	pit
1		113.0	40.884	96.7	27.977	93.6		1:45.456		10	29.853	110.9	41.562	90.9	27.968	92.8		1:39.383	
2	30.257	113.7	40.108	95.5	27.996	91.8		1:38.361		11	29.993	112.4	41.061	93.2	27.782	92.7		1:38.836	
3	29.690	115.3	39.629	96.8	27.431	96.3		1:36.750		12	30.044	112.6	40.422	96.6	29.627	93.2		1:40.093	
4	29.226	116.5	40.016	96.4	26.929	97.7		1:36.171		13	29.718	115.1	40.122	94.1	28.376	88.3		1:38.216	
5	29.227	111.5	46.588	87.5				1:42.274		14	30.131	112.8	41.361	94.5				1:38.383	
6	Out	110.4	40.698	93.9	27.907	92.9		4:00.117	P	15	Out	105.7	41.201	90.9	28.028	94.1		3:02.062	P
7	29.853	112.0	40.502	94.9	28.072	92.1		1:38.427		16	29.520	113.6	40.166	98.0	45.658	93.3		1:55.344	
8	30.030	108.4	40.967	96.0	27.499	93.9		1:38.496		17	30.178	113.2	40.594	96.4	27.508	95.1		1:38.280	
9	29.769	112.4	40.269	95.5	28.019	93.7		1:38.057		18	29.834	113.6	39.503	96.6	27.972	94.8		1:37.309	

17 Gate-Coyne (C) — Jaguar E-type

lap	Sect-1	Speed	Sect-2	Speed	Sect-3	Speed	TopSpeed	laptime	pit	lap	Sect-1	Speed	Sect-2	Speed	Sect-3	Speed	Topspeed	laptime	pit
1		102.9	47.137	88.5	31.064	89.4		2:00.146		6	32.427	105.2	44.018	86.3	29.707	89.4		1:46.152	
2	34.710	99.7	46.312	87.4	30.197	89.0		1:51.219		7	32.319	107.9	43.189	88.4	29.299	88.0		1:44.807	
3	33.169	106.5	45.458	86.4	30.932	88.8		1:49.559		8	32.461	106.4	43.697	89.0	30.009	90.8		1:46.167	
4	33.074	105.8	44.781	88.0	30.000	89.8		1:47.855		9	33.078	103.7	44.842	83.0	31.158	85.8		1:49.078	
5	32.587	106.4	44.537	85.8	29.697	88.9		1:46.821		10	36.525	57.2						1:20.163	

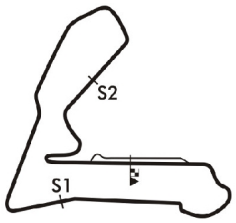

Session Start: 15:58:40 - Finish: 16:32:17
Weather/Track Conditions: Sun/Dry
Circuit: Croft
Track Length: 3.380 Km - 2.1002 miles

"Croft Nostalgia Weekend" Historic Race Meeting - 6 - 7 Aug 2016

Guards Trophy supported by Dunlop Tyres

Race 6 - Sector Analysis

19 Nick Pancisi (B1) — Lotus Elan S1 GTS

lap	Sect-1	Speed	Sect-2	Speed	Sect-3	Speed	TopSpeed	laptime	pit	lap	Sect-1	Speed	Sect-2	Speed	Sect-3	Speed	Topspeed	laptime	pit
1		100.8	42.633	90.9	28.814	90.1		1:53.572		11	31.629	103.9	42.944	91.4				1:40.516	
2	31.527	104.7	42.249	91.2	28.920	90.3		1:42.696		12	Out	104.9	42.293	90.6	28.878	90.6		3:02.067	P
3	31.103	104.7	41.408	91.3	28.190	91.6		1:40.701		13	31.294	104.9	41.539	85.4	29.018	89.6		1:41.851	
4	31.333	103.2	41.600	88.9	28.553	90.1		1:41.486		14	30.903	105.4	41.308	90.9	28.879	88.8		1:41.090	
5	31.299	103.9	41.735	89.8	28.617	89.2		1:41.651		15	31.368	104.2	42.567	88.0	28.586	89.0		1:42.521	
6	31.125	104.9	41.198	90.0	28.942	89.4		1:41.265		16	30.990	104.2	41.245	91.8	28.587	89.4		1:40.822	
7	31.593	101.7	42.427	88.0	29.022	89.2		1:43.042		17	31.090	105.4	41.612	90.7	29.355	89.5		1:42.057	
8	31.369	104.0	41.864	90.3	29.226	88.7		1:42.459		18	31.061	107.4	41.976	89.5	28.670	90.0		1:41.707	
9	31.534	103.6	41.963	88.7	29.072	89.1		1:42.569		19	32.739	103.9	42.135	84.4	29.324	84.8		1:44.198	
10	31.732	104.0	41.833	90.6	28.883	88.4		1:42.448		20									

23 Darren Wilson (SRB) — Lotus 23A

lap	Sect-1	Speed	Sect-2	Speed	Sect-3	Speed	TopSpeed	laptime	pit	lap	Sect-1	Speed	Sect-2	Speed	Sect-3	Speed	Topspeed	laptime	pit
1		104.5	44.637	86.4	28.588	92.9		1:56.207		11	31.284	105.7	41.784	90.4	29.610	91.1		1:42.678	
2	31.343	108.1	42.603	89.5	28.266	92.6		1:42.212		12	31.591	108.8	41.947	90.8	28.833	91.9		1:42.371	
3	30.952	109.3	41.961	87.4	28.042	93.6		1:40.955		13	30.926	110.7	42.164	88.7	29.985	75.9		1:43.075	
4	30.596	109.8	42.247	79.0	28.577	91.9		1:41.420		14	33.218	106.7	42.098	90.9	28.496	92.2		1:43.812	
5	30.692	109.5	41.707	90.2	27.970	92.3		1:40.369		15	30.770	110.4	41.343	91.4	29.206	92.6		1:41.319	
6	30.555	110.7	41.424	92.4	28.848	89.7		1:40.827		16	32.692	106.7	42.119	90.7	28.186	92.4		1:42.997	
7	30.717	110.9	41.925	92.2	28.454	92.6		1:41.096		17	31.751	107.5	42.040	92.2	29.277	90.8		1:43.068	
8	30.376	110.0	41.554	90.2				1:37.775		18	30.732	109.8	43.021	92.2	29.056	93.5		1:42.809	
9	Out	108.1	41.653	90.9	28.627	91.6		3:11.965	P	19	31.112	109.5	41.796	90.1	29.785	92.9		1:42.693	
10	30.460	112.0	41.714	89.0	28.683	90.2		1:40.857		20									

26 John Davison (A) — Lotus Elan 26R

lap	Sect-1	Speed	Sect-2	Speed	Sect-3	Speed	TopSpeed	laptime	pit	lap	Sect-1	Speed	Sect-2	Speed	Sect-3	Speed	Topspeed	laptime	pit
1		107.4	42.403	93.5	28.248	92.6		1:49.937		11	30.132	107.7	40.899	93.2	28.338	90.1		1:39.369	
2	30.469	108.4	41.177	92.4	28.028	92.2		1:39.674		12	30.339	107.0	41.699	92.2	28.037	89.5		1:40.075	
3	30.663	104.9	41.716	92.8	28.221	91.7		1:40.600		13	30.752	105.7	41.268	93.6				1:37.036	
4	30.532	107.0	41.247	93.5	28.013	92.8		1:39.792		14	Out	105.4	41.232	92.3	28.701	91.1		3:03.888	P
5	30.571	106.0	41.307	93.2	28.104	92.8		1:39.982		15	30.525	107.2	41.101	91.8	28.519	90.7		1:40.145	
6	29.970	108.4	40.996	92.7	27.941	92.6		1:38.907		16	30.703	107.0	41.388	92.1	29.434	90.7		1:41.525	
7	30.605	108.1	41.055	93.3	27.867	89.8		1:39.527		17	32.984	106.5	41.579	92.7	28.002	91.9		1:42.565	
8	30.348	108.2	40.981	93.3	27.896	91.1		1:39.225		18	30.451	105.7	41.257	92.8	28.192	90.0		1:39.900	
9	30.416	107.2	41.312	92.8	29.015	91.1		1:40.743		19	30.727	106.0	41.403	93.7	28.207	91.1		1:40.337	
10	30.730	109.3	42.217	94.9	29.290	92.1		1:42.237		20	30.717	104.9	42.036	90.8	28.127	90.3		1:40.880	

30 Halstead-McPherson (A) — Lotus Elan S2

lap	Sect-1	Speed	Sect-2	Speed	Sect-3	Speed	TopSpeed	laptime	pit	lap	Sect-1	Speed	Sect-2	Speed	Sect-3	Speed	Topspeed	laptime	pit
1		104.5	42.027	93.9	27.774	94.4		1:50.214		11	30.568	108.9	41.379	94.7	28.354	94.1		1:40.301	
2	32.192	104.9	42.285	94.0	28.528	94.4		1:43.005		12	30.648	108.8	41.496	92.7	28.345	93.7		1:40.489	
3	31.096	106.0	41.319	92.9	28.072	92.7		1:40.487		13	30.796	110.0	41.058	94.3				1:37.681	
4	30.352	109.7	41.202	94.1	28.113	92.7		1:39.667		14	Out	108.8	42.062	95.5	28.536	94.9		3:06.501	P
5	30.458	109.5	41.270	93.3	28.038	93.5		1:39.766		15	31.326	109.8	41.406	95.1	29.013	94.3		1:41.745	
6	30.527	108.6	41.139	93.1	28.260	93.1		1:39.926		16	30.938	111.1	42.093	91.6	28.961	90.7		1:41.992	
7	30.692	107.9	41.852	92.4	28.475	92.2		1:41.019		17	30.996	111.1	43.046	93.3	29.566	94.7		1:43.608	
8	31.187	106.4	41.873	93.6	28.454	92.3		1:41.514		18	30.835	110.4	41.646	94.8	28.546	94.1		1:41.027	
9	30.918	109.3	42.287	91.4	28.202	93.6		1:41.407		19	30.692	112.2	42.711	92.7	28.565	94.5		1:41.968	
10	30.736	109.1	41.466	94.3	28.370	93.6		1:40.572		20	31.105	109.3	41.758	94.3	28.907	96.4		1:41.770	

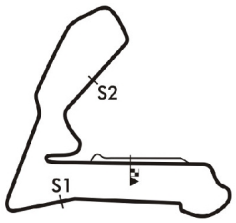

Session Start: 15:58:40 - Finish: 16:32:17
Weather/Track Conditions: Sun/Dry
Circuit: Croft
Track Length: 3.380 Km - 2.1002 miles

MST
Full results available at www.mstworld.com. Email: timing@mstworld.com

Printed : 06-08-2016 - 16:41

"Croft Nostalgia Weekend" Historic Race Meeting - 6 - 7 Aug 2016

Guards Trophy supported by Dunlop Tyres

Race 6 - Sector Analysis

32 Allison-Thompson (SRD) — Chevron B8

lap	Sect-1	Speed	Sect-2	Speed	Sect-3	Speed	TopSpeed	laptime	pit	lap	Sect-1	Speed	Sect-2	Speed	Sect-3	Speed	Topspeed	laptime	pit
1		111.3	40.339	98.7	28.123	93.3		1:46.284		11	29.590	114.1	39.763	98.7	27.202	97.5		1:36.555	
2	30.713	115.1	41.195	94.5	27.507	93.5		1:39.415		12	29.030	115.3	39.146	98.8	27.882	98.7		1:36.058	
3	29.417	113.2	40.161	91.8	27.767	90.0		1:37.345		13	28.761	117.7	39.159	99.0	27.387	96.7		1:35.307	
4	29.754	111.8	40.138	95.1	27.462	92.9		1:37.354		14	28.663	114.9	39.308	96.4	27.101	97.4		1:35.072	
5	29.798	111.8	40.811	96.1	27.246	89.6		1:37.855		15	29.305	111.1	39.435	97.5	27.019	96.4		1:35.759	
6	30.204	110.4	40.175	96.7	27.486	92.9		1:37.865		16	28.844	113.0	39.412	96.3	27.045	94.8		1:35.301	
7	30.038	108.8	40.241	95.2	27.439	87.5		1:37.718		17	29.466	113.2	39.201	99.6	27.257	93.5		1:35.924	
8	30.243	109.1	40.900	94.5	28.092	89.6		1:39.235		18	30.337	110.7	39.869	97.4	27.370	94.9		1:37.576	
9	29.921	108.6	40.829	97.3				1:35.340		19	28.937	111.8	40.407	95.2	26.844	97.1		1:36.188	
10	Out	112.4	39.913	100.8	27.660	98.3		3:00.074	P	20	29.416	109.3	39.712	97.3	27.108	95.6		1:36.236	

33 Jon Waggitt (SRE) — Lenham P69

lap	Sect-1	Speed	Sect-2	Speed	Sect-3	Speed	TopSpeed	laptime	pit	lap	Sect-1	Speed	Sect-2	Speed	Sect-3	Speed	Topspeed	laptime	pit
1		108.2	39.533	97.3	26.620	94.5		1:42.471		9	29.474	106.9	39.311	95.9	26.720	96.0		1:35.505	
2	29.383	108.8	39.644	96.3	26.595	92.8		1:35.622		10	29.743	107.0	40.023	97.7	26.769	94.4		1:36.535	
3	29.445	107.9	39.434	97.5	26.989	94.8		1:35.868		11	29.518	106.9	39.955	96.6	26.655	95.6		1:36.128	
4	29.370	107.7	39.759	96.4	26.935	93.1		1:36.064		12	29.553	107.4	39.873	96.4	26.920	93.2		1:36.346	
5	29.425	107.0	39.549	96.6	26.778	94.1		1:35.752		13	29.820	108.2	39.549	97.4	26.506	96.4		1:35.875	
6	29.323	107.5	40.089	96.4	26.515	95.9		1:35.927		14	30.453	109.5	40.269	94.8	27.134	93.5		1:37.856	
7	29.671	107.2	39.675	94.5				1:33.164		15	29.852	105.0	39.750	95.9	28.100	92.1		1:37.702	
8	Out	108.1	39.421	95.7	26.518	95.6		3:02.036	P	16	33.046	102.0	48.314	73.8				1:50.798	

41 Brian Casey (SRE) — Lenham P69

lap	Sect-1	Speed	Sect-2	Speed	Sect-3	Speed	TopSpeed	laptime	pit	lap	Sect-1	Speed	Sect-2	Speed	Sect-3	Speed	Topspeed	laptime	pit
1		94.4	44.641	95.2	29.387	88.3		2:00.326		11	31.109	107.0	41.867	95.6	28.327	96.3		1:41.303	
2	34.219	105.4	42.191	94.4	29.099	97.7		1:45.509		12	30.904	106.0	41.321	97.7	28.276	96.8		1:40.501	
3	31.589	106.4	42.848	95.7	29.366	90.4		1:43.803		13	30.422	110.2	40.722	96.1	28.218	96.8		1:39.362	
4	31.874	108.8	41.732	94.9	27.863	99.7		1:41.469		14	31.422	109.8	41.639	98.3	28.618	92.7		1:41.679	
5	30.966	107.0	41.773	98.3	29.160	91.6		1:41.899		15	31.042	111.7	40.812	98.1	28.575	97.3		1:40.429	
6	31.601	107.9	41.758	95.1	28.330	87.6		1:41.689		16	32.366	108.8	40.851	98.5	28.890	97.8		1:42.107	
7	31.676	106.2	41.713	97.5				1:39.711		17	31.503	110.6	40.608	99.1	27.921	96.7		1:40.032	
8	Out	104.4	41.983	95.2	28.606	96.0		3:05.931	P	18	30.046	112.6	40.707	96.3	28.034	96.6		1:38.787	
9	31.041	109.1	41.610	96.4	28.322	97.0		1:40.973		19	30.207	110.9	41.477	96.4	28.122	95.6		1:39.806	
10	30.908	103.7	42.549	96.4	28.657	96.6		1:42.114		20									

42 Hugh Colman (SRD) — Chevron B8

lap	Sect-1	Speed	Sect-2	Speed	Sect-3	Speed	TopSpeed	laptime	pit	lap	Sect-1	Speed	Sect-2	Speed	Sect-3	Speed	Topspeed	laptime	pit
1		112.0	41.129	97.5	28.300	97.4		1:45.404		11	28.902	114.5	39.118	99.0	27.161	97.1		1:35.181	
2	30.710	116.5	39.870	100.0	27.505	98.1		1:38.085		12	29.484	114.1	38.944	99.1	27.383	97.0		1:35.811	
3	29.123	116.7	39.774	98.0	27.534	97.3		1:36.431		13	29.048	114.3	39.135	99.6				1:32.557	
4	29.326	115.5	39.577	100.3	27.419	97.8		1:36.322		14		111.1	40.824	98.5	27.288	98.0		2:52.243	P
5	29.569	115.1	39.844	95.5	27.495	96.1		1:36.908		15	29.427	114.3	39.198	99.9	27.524	97.3		1:36.149	
6	30.000	111.8	39.922	96.8	27.339	96.4		1:37.261		16	29.047	115.9	39.378	98.0	27.069	98.1		1:35.494	
7	29.860	112.8	39.407	99.0	28.023	94.7		1:37.290		17	31.355	111.5	40.231	96.8	27.180	96.8		1:38.766	
8	29.520	113.9	39.462	98.8	27.852	95.5		1:36.834		18	28.827	115.5	39.352	98.1	27.426	97.4		1:35.605	
9	29.653	113.9	40.642	97.4	27.421	97.8		1:37.716		19	30.212	110.4	39.893	98.1	27.687	95.6		1:37.792	
10	30.165	116.1	39.322	99.3	28.056	97.1		1:37.543		20	28.980	115.1	40.442	94.8	27.969	95.3		1:37.391	

43 Craig Jones (SRC) — Elva Elva Mk7S

lap	Sect-1	Speed	Sect-2	Speed	Sect-3	Speed	TopSpeed	laptime	pit	lap	Sect-1	Speed	Sect-2	Speed	Sect-3	Speed	Topspeed	laptime	pit
1		93.7	44.921	92.9	30.430	94.5		2:00.206		11	32.093	101.1	42.986	92.1	28.421	94.9		1:43.500	
2	31.908	101.2	43.019	92.1	28.396	94.9		1:43.323		12	31.864	102.0	43.110	88.4				1:40.257	
3	31.540	99.0	43.593	92.3	28.055	96.8		1:43.188		13	Out	100.5	45.541	85.6	29.403	99.1		3:28.951	P
4	31.797	104.7	42.981	90.7	28.572	93.2		1:43.350		14	32.363	103.7	45.030	92.9	29.451	97.3		1:46.844	
5	32.198	97.7	43.755	92.4	28.495	94.5		1:44.448		15	32.369	103.4	54.089	88.2	29.817	95.9		1:56.275	
6	31.965	101.1	43.401	92.6	28.505	88.7		1:43.871		16	34.345	84.4	46.188	91.6	28.985	96.7		1:49.518	
7	32.103	95.9	43.876	88.2	28.800	96.4		1:44.779		17	32.536	108.4	44.684	92.7	28.805	97.7		1:46.025	
8	31.567	103.9	43.421	93.1	28.860	94.4		1:43.848		18	31.976	104.5	46.042	94.4	28.825	97.8		1:46.843	
9	31.811	102.1	44.234	90.0	28.966	94.7		1:45.011		19	32.566	96.3	45.245	93.3	28.606	97.1		1:46.417	
10	32.241	101.8	43.394	90.8	28.439	95.1		1:44.074		20									

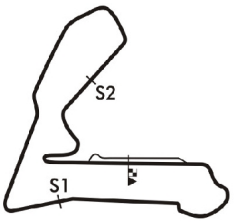

Session Start: 15:58:40 - Finish: 16:32:17
Weather/Track Conditions: Sun/Dry
Circuit: Croft
Track Length: 3.380 Km - 2.1002 miles

"Croft Nostalgia Weekend" Historic Race Meeting - 6 - 7 Aug 2016

Guards Trophy supported by Dunlop Tyres

Race 6 - Sector Analysis

50 Brooks-Brooks (A) — Lotus Elan

lap	Sect-1	Speed	Sect-2	Speed	Sect-3	Speed	TopSpeed	laptime	pit	lap	Sect-1	Speed	Sect-2	Speed	Sect-3	Speed	Topspeed	laptime	pit
1		98.4	46.868	85.9	32.825	87.3		2:03.522		10	32.631	99.4	43.642	85.9				1:42.658	
2	33.478	97.8	45.017	84.3	32.022	87.5		1:50.517		11	Out	104.4	43.321	90.6	29.786	88.5		3:50.124	P
3	33.123	98.8	44.398	87.5	31.179	86.7		1:48.700		12	32.309	104.4	42.591	91.2	30.578	88.5		1:45.478	
4	33.546	98.8	44.379	88.9	29.705	87.8		1:47.630		13	33.421	102.5	44.676	87.0	29.074	88.7		1:47.171	
5	32.736	96.0	43.814	89.2	30.151	89.0		1:46.701		14	31.578	104.7	42.924	88.9	29.324	89.4		1:43.826	
6	32.667	99.3	43.504	90.9	29.137	90.1		1:45.308		15	32.305	102.1	42.633	89.6	29.181	89.1		1:44.119	
7	32.350	104.2	43.249	89.5	29.169	88.5		1:44.768		16	33.621	100.3	42.910	90.6	29.632	88.7		1:46.163	
8	32.198	104.5	43.786	87.4	29.826	89.8		1:45.810		17	31.795	101.2	43.229	91.1	29.250	88.3		1:44.274	
9	33.412	100.6	44.489	81.9	32.225	83.7		1:50.126		18	32.166	102.3	42.840	90.7	29.095	88.8		1:44.101	

64 Martin Richardson (B) — MGB

lap	Sect-1	Speed	Sect-2	Speed	Sect-3	Speed	TopSpeed	laptime	pit	lap	Sect-1	Speed	Sect-2	Speed	Sect-3	Speed	Topspeed	laptime	pit
1		91.9	46.306	85.4	31.224	80.7		2:03.052		10	33.359	94.8	43.833	84.4	30.299	80.2		1:47.491	
2	32.938	96.6	45.759	83.5	31.189	81.7		1:49.886		11	33.070	94.7	43.778	85.1	29.853	81.1		1:46.701	
3	33.536	95.2	44.010	85.2	31.283	81.9		1:48.829		12	33.121	95.7	43.576	85.4	29.699	80.9		1:46.396	
4	33.078	95.6	44.388	82.0	30.468	81.4		1:47.934		13	32.833	94.7	43.930	85.2	30.379	80.6		1:47.142	
5	33.130	97.4	43.743	84.3	30.076	81.6		1:46.949		14	33.115	94.8	43.713	85.7	29.779	80.7		1:46.607	
6	33.258	95.1	44.431	85.8	30.077	80.5		1:47.766		15	33.447	94.5	45.056	81.9	30.097	80.6		1:48.600	
7	33.051	94.5	43.737	85.9	30.000	81.0		1:46.788		16	33.511	95.7	44.233	85.3	30.151	80.3		1:47.895	
8	32.901	95.3	43.975	84.7				1:43.634		17	33.405	94.7	44.648	84.0	30.051	80.6		1:48.104	
9	Out	94.4	43.901	84.5	29.967	79.8		3:09.961	P	18	34.815	94.8	44.473	85.1	30.094	80.6		1:49.382	

67 Andrew Smith (A) — Marcos 1800 GT

lap	Sect-1	Speed	Sect-2	Speed	Sect-3	Speed	TopSpeed	laptime	pit	lap	Sect-1	Speed	Sect-2	Speed	Sect-3	Speed	Topspeed	laptime	pit
1		101.7	45.771	86.1	29.268	88.1		1:58.085		11	31.741	101.4	42.814	79.8	29.387	87.3		1:43.942	
2	31.899	101.5	42.095	91.6	28.908	88.1		1:42.902		12	31.879	101.8	42.216	90.7	29.934	89.5		1:44.029	
3	31.575	102.5	41.876	91.6	29.251	86.6		1:42.702		13	31.317	103.4	42.627	90.6	28.913	86.9		1:42.857	
4	31.379	102.6	41.553	90.6	28.643	88.1		1:41.575		14	31.711	103.1	42.111	88.8	29.194	87.8		1:43.016	
5	31.287	101.7	42.212	88.7	28.806	87.7		1:42.305		15	31.922	102.6	42.507	91.6	29.438	89.0		1:43.867	
6	31.799	101.2	41.857	89.8	28.978	86.6		1:42.634		16	31.893	101.8	42.228	90.1	29.124	87.7		1:43.245	
7	31.718	101.5	42.265	89.6	28.902	87.3		1:42.885		17	32.098	100.0	42.585	89.8	28.772	87.5		1:43.455	
8	32.156	101.5	42.263	90.3	28.630	87.5		1:43.049		18	31.557	101.4	42.558	90.7	29.323	88.0		1:43.438	
9	31.686	100.3	42.742	88.8				1:40.041		19	32.350	100.3	42.739	90.4	30.137	86.8		1:45.226	
10	Out	100.9	42.997	86.0	29.763	88.1		3:08.420	P	20									

73 Michael Lillywhite (B) — MGB

lap	Sect-1	Speed	Sect-2	Speed	Sect-3	Speed	TopSpeed	laptime	pit	lap	Sect-1	Speed	Sect-2	Speed	Sect-3	Speed	Topspeed	laptime	pit
1		84.6	46.954	83.5	31.002	83.5		2:04.631		10	34.994	92.3	45.887	83.9	30.494	83.5		1:51.375	
2	34.604	94.5	46.201	83.2	30.658	83.2		1:51.463		11	35.290	93.2	45.799	84.8	31.086	82.5		1:52.175	
3	34.224	94.7	46.627	83.0	30.219	82.0		1:51.070		12	33.844	93.6	46.458	83.9	30.732	83.0		1:51.034	
4	33.609	95.1	46.306	83.8	30.439	83.5		1:50.354		13	33.515	95.1	45.649	84.2	31.087	82.8		1:50.251	
5	34.401	94.3	46.656	83.4	30.967	82.3		1:52.024		14	34.068	94.3	45.811	85.4	30.332	82.5		1:50.211	
6	34.481	93.1	46.784	83.5	30.867	81.8		1:52.132		15	33.654	94.7	45.745	81.6	30.424	83.0		1:49.823	
7	34.822	93.6	47.574	83.4	31.217	83.2		1:53.613		16	33.977	93.6	46.251	84.1	30.377	82.4		1:50.605	
8	35.529	93.6	47.762	82.8				1:52.278		17	33.818	93.9	45.580	82.8	30.289	82.7		1:49.687	
9	Out	87.3	46.969	83.9	30.817	81.8		3:16.758	P	18	33.919	94.0	47.395	82.3	30.590	82.3		1:51.904	

75 Brian Robinson (B) — MGB

lap	Sect-1	Speed	Sect-2	Speed	Sect-3	Speed	TopSpeed	laptime	pit	lap	Sect-1	Speed	Sect-2	Speed	Sect-3	Speed	Topspeed	laptime	pit
1		93.9	46.258	83.4	32.181	79.1		2:04.446		10	34.132	92.6	44.993	83.1	31.113	77.1		1:50.238	
2	33.643	94.9	44.709	83.8	31.249	79.0		1:49.601		11	34.161	91.4	46.424	82.6	30.669	78.0		1:51.254	
3	33.902	94.0	44.496	82.7	30.919	79.5		1:49.317		12				83.1				1:48.626	
4	33.998	91.8	44.374	83.1	30.533	79.4		1:48.905		13	Out	93.3	45.119	81.1	31.135	79.3		3:23.018	P
5	33.211	100.0	44.712	82.8	30.388	79.3		1:48.311		14	33.576	92.9	45.154	83.5	30.599			1:49.329	
6	33.567	92.9	44.597	83.8	30.371	78.9		1:48.535		15	33.414	90.9	44.716	82.1	30.386	79.2		1:48.516	
7	33.288	91.7	44.938	82.6	30.296	79.5		1:48.522		16	33.246	93.6	44.674	82.7	31.043	75.6		1:48.963	
8	33.549	91.3	45.579	83.1	30.962	78.6		1:50.090		17	33.541	95.6	45.316	82.3	30.620	78.7		1:49.477	
9	34.592	91.3	46.751	81.1	31.178	77.8		1:52.521		18	33.583	92.6	45.153	82.7	30.720	78.9		1:49.456	

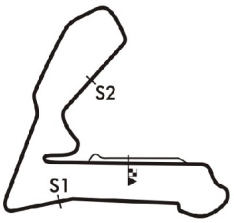

Session Start: 15:58:40 - Finish: 16:32:17
Weather/Track Conditions: Sun/Dry
Circuit: Croft
Track Length: 3.380 Km - 2.1002 miles

"Croft Nostalgia Weekend" Historic Race Meeting - 6 - 7 Aug 2016

Guards Trophy supported by Dunlop Tyres

Race 6 - Sector Analysis

77 Brooks-Brooks (SRB) — Merlyn Mk6

lap	Sect-1	Speed	Sect-2	Speed	Sect-3	Speed	TopSpeed	laptime	pit	lap	Sect-1	Speed	Sect-2	Speed	Sect-3	Speed	Topspeed	laptime	pit
1		113.2	41.617	96.8	27.947	98.5		1:45.812		11	29.195	113.2	41.197	97.8	28.237	99.3		1:38.629	
2	30.831	114.7	40.613	97.8	27.475	99.4		1:38.919		12	29.785	111.8	40.381	97.7	27.884	99.3		1:38.050	
3	29.737	113.7	40.105	94.1	27.434	97.8		1:37.276		13	29.939	111.7	40.440	96.1	27.801	98.8		1:38.180	
4	29.583	113.4	40.362	95.2	27.098	99.1		1:37.043		14	29.709	113.2	40.173	98.5	27.768	98.4		1:37.650	
5	29.514	113.2	41.020	94.7	27.436	99.1		1:37.970		15	29.594	113.4	40.019	99.9	28.223	99.7		1:37.836	
6	29.488	113.0	40.497	97.7	27.404	99.0		1:37.389		16	29.357	114.1	39.850	98.1	27.313	99.9		1:36.520	
7	29.607	113.6	40.217	97.7	27.234	98.7		1:37.058		17	29.230	114.1	40.263	98.3	27.429	100.3		1:36.922	
8	29.794	114.3	40.458	97.0	27.373	98.0		1:37.625		18	29.326	114.1	39.790	97.8	27.733	97.4		1:36.849	
9	30.041	111.5	40.504	96.1				1:35.857		19	29.323	114.3	39.912	98.1	27.248	100.2		1:36.483	
10	Out	114.1	40.825	98.3	27.934	99.1		3:19.786	P	20	28.916	114.9	39.858	99.7	27.167	100.3		1:35.941	

94 Andrew Bentley (B) — MGB

lap	Sect-1	Speed	Sect-2	Speed	Sect-3	Speed	TopSpeed	laptime	pit	lap	Sect-1	Speed	Sect-2	Speed	Sect-3	Speed	Topspeed	laptime	pit
1		92.4	45.932	83.6	31.235	80.9		2:02.291		10	Out	92.9	44.502	83.8	30.430	80.9		3:08.704	P
2	33.133	118.8	46.160	81.8	31.122	81.1		1:50.415		11	32.742	95.5	44.055	83.0	31.082	81.3		1:47.879	
3	34.067	96.8	44.317	83.4	31.714	81.6		1:50.098		12	33.066	94.9	44.089	84.3	30.523	80.9		1:47.678	
4	33.089	96.0	44.759	71.4	30.648	81.4		1:48.496		13	33.096	95.7	44.836	84.1	30.508	81.3		1:48.440	
5	33.056	96.6	44.187	83.7	30.137	81.2		1:47.380		14	32.674	95.7	44.283	84.8	31.120	81.0		1:48.077	
6	32.860	94.5	44.032	85.1	30.377	81.0		1:47.269		15	33.061	96.1	44.773	83.7	30.355	80.3		1:48.189	
7	32.588	95.7	43.828	84.3	30.306	81.6		1:46.722		16	32.940	94.7	43.827	83.3	30.312	81.3		1:47.079	
8	32.741	94.4	44.105	84.0	30.808	79.9		1:47.654		17	32.621	96.0	44.859	84.1	31.287	80.9		1:48.767	
9	34.294	95.3	43.914	83.9				1:44.935		18	33.505	94.0	44.317	83.1	31.836	81.6		1:49.658	

105 Ian Kilpatrick (SRE) — Ginetta G12

lap	Sect-1	Speed	Sect-2	Speed	Sect-3	Speed	TopSpeed	laptime	pit	lap	Sect-1	Speed	Sect-2	Speed	Sect-3	Speed	Topspeed	laptime	pit
1		103.1	45.578	86.5	30.721	89.0		2:00.397		10	34.221	97.4	44.971	85.7	30.424	85.3		1:49.616	
2	32.367	105.5	43.426	92.1	29.181	90.8		1:44.974		11	33.279	98.3	48.332	74.3	30.860	88.0		1:52.471	
3	31.678	105.4	44.089	92.4	29.499	90.6		1:45.266		12	32.988	97.7	44.630	86.1	31.539	84.3		1:49.157	
4	32.185	101.5	44.191	85.7	30.262	84.6		1:46.638		13	33.467	83.5	46.874	84.9	31.339	84.8		1:51.680	
5	33.456	100.6	43.711	91.3	29.854	76.8		1:47.021		14	32.992	102.9	44.294	86.7	30.517	87.3		1:47.803	
6	34.748	90.4	45.258	88.1	29.912	87.6		1:49.918		15	34.544	89.1	44.993	86.3	31.159	83.6		1:50.696	
7	33.032	95.7	45.544	88.2				1:46.341		16	34.210	90.9	44.926	87.5	30.689	83.2		1:49.825	
8	Out	98.4	44.594	88.4	30.896	83.9		3:21.974	P	17	33.149	99.9	44.236	86.7	30.961	87.6		1:48.346	
9	33.466	97.4	47.019	86.3	31.347	78.0		1:51.832		18	33.864	94.0	44.903	86.9	30.862	77.0		1:49.629	

155 Alistair Dyson (C) — Jaguar E-type

lap	Sect-1	Speed	Sect-2	Speed	Sect-3	Speed	TopSpeed	laptime	pit	lap	Sect-1	Speed	Sect-2	Speed	Sect-3	Speed	Topspeed	laptime	pit
1		109.5	42.698	94.4	28.134	99.6		1:51.811		11	31.433	111.5	41.911	98.8	29.215	99.4		1:42.559	
2	32.530	109.7	42.387	98.0	28.794	99.0		1:43.711		12	31.195	118.1	42.162	98.3	29.141	97.8		1:42.498	
3	30.858	118.4	41.508	98.0	28.114	100.2		1:40.480		13	30.913	112.0	42.367	99.0	29.243	97.1		1:42.523	
4	30.717	120.7	42.024	97.0	28.205	99.9		1:40.946		14	31.423	108.8	42.394	96.7	29.291	98.1		1:43.108	
5	31.106	113.4	41.805	93.9	28.311	100.3		1:41.222		15	31.367	116.3	42.282	98.7	28.906	99.9		1:42.555	
6	31.147	116.1	41.612	98.5	28.799	98.7		1:41.558		16	30.961	119.6	42.575	96.3	29.144	98.1		1:42.680	
7	30.977	113.6	41.352	99.1	28.463	100.2		1:40.792		17	32.421	108.8	42.014	99.9	29.053	98.0		1:43.488	
8	31.274	113.9	42.132	96.4				1:41.363		18	31.028	155.3	42.883	96.7	29.168	97.1		1:43.079	
9	Out	115.7	42.732	97.7	29.701	96.0		3:08.917	P	19	31.227	117.9	41.749	98.0	29.419	98.1		1:42.395	
10	31.358	123.1	41.755	99.0	28.782	98.5		1:41.895		20									

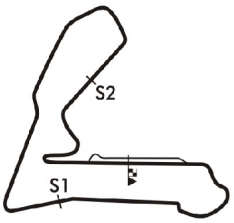

Session Start: 15:58:40 - Finish: 16:32:17
Weather/Track Conditions: Sun/Dry
Circuit: Croft
Track Length: 3.380 Km - 2.1002 miles

MST
Full results available at www.mstworld.com. Email: timing@mstworld.com

Printed : 06-08-2016 - 16:41

"Croft Nostalgia Weekend" Historic Race Meeting - 6 - 7 Aug 2016

Guards Trophy supported by Dunlop Tyres

Race 6 - Best Sector Times

			Sector 1			Sector 2			Sector 3					
POS	NO	DRIVER/S	TIME	LAP	POS	TIME	LAP	POS	TIME	LAP	POS	IDEAL LAP	BEST LAP	On
1	42	Hugh Colman	28.827	18	2	38.944	12	1	27.069	16	5	1:34.840	**1:35.181**	**11**
2	32	Allison-Thompson	28.663	14	1	39.146	12	2	26.844	19	3	1:34.653	**1:35.072**	**14**
3	1	Gardiner-Cox	29.323	15	7	40.155	16	7	27.672	2	7	1:37.150	**1:37.196**	**16**
4	77	Brooks-Brooks	28.916	20	4	39.790	18	6	27.098	4	6	1:35.804	**1:35.941**	**20**
5	6	Thompson-McClurg	28.881	20	3	39.294	20	3	26.769	18	2	1:34.944	**1:35.211**	**20**
6	26	John Davison	29.970	6	9	40.899	11	10	27.867	7	10	1:38.736	**1:38.907**	**6**
7	10	Stuart Tizzard	29.924	7	8	40.215	7	8	27.924	2	11	1:38.063	**1:39.497**	**6**
8	30	Halstead-McPherson	30.352	4	11	41.058	13	11	27.774	1	8	1:39.184	**1:39.667**	**4**
9	41	Brian Casey	30.046	18	10	40.608	17	9	27.863	4	9	1:38.517	**1:38.787**	**18**
10	19	Nick Pancisi	30.903	14	14	41.198	6	12	28.190	3	15	1:40.291	**1:40.701**	**3**
11	155	Alistair Dyson	30.717	4	13	41.352	7	14	28.114	3	14	1:40.183	**1:40.480**	**3**
12	23	Darren Wilson	30.376	8	12	41.343	15	13	27.970	5	12	1:39.689	**1:40.369**	**5**
13	67	Andrew Smith	31.287	5	15	41.553	4	15	28.630	8	16	1:41.470	**1:41.575**	**4**
14	43	Craig Jones	31.540	3	16	42.981	4	17	28.055	3	13	1:42.576	**1:43.188**	**3**
15	16	Phillip Nelson	29.226	4	5	39.503	18	5	26.929	4	4	1:35.658	**1:36.171**	**4**
16	64	Martin Richardson	32.833	13	21	43.576	12	20	29.699	12	20	1:46.108	**1:46.396**	**12**
17	94	Andrew Bentley	32.588	7	20	43.827	16	21	30.137	5	21	1:46.552	**1:46.722**	**7**
18	50	Brooks-Brooks	31.578	14	17	42.591	12	16	29.074	13	17	1:43.243	**1:43.826**	**14**
19	105	Ian Kilpatrick	31.678	3	18	43.426	2	19	29.181	2	18	1:44.285	**1:44.974**	**2**
20	75	Brian Robinson	33.211	5	22	44.374	4	22	30.296	7	23	1:47.881	**1:48.311**	**5**
21	73	Michael Lillywhite	33.515	13	23	45.580	17	23	30.219	3	22	1:49.314	**1:49.687**	**17**
22	33	Jon Waggitt	29.323	6	6	39.311	9	4	26.506	13	1	1:35.140	**1:35.505**	**9**
23	17	Gate-Coyne	32.319	7	19	43.189	7	18	29.299	7	19	1:44.807	**1:44.807**	**7**

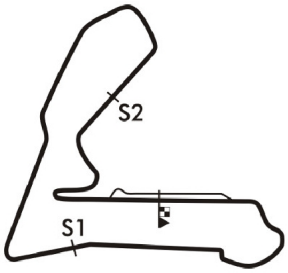

Session Start: 15:58:40 - Finish: 16:32:17
Weather/Track Conditions: Sun/Dry
Circuit: Croft
Track Length: 3.380 Km - 2.1002 miles

"Croft Nostalgia Weekend" Historic Race Meeting - 6 - 7 Aug 2016

Guards Trophy supported by Dunlop Tyres

Race 6 - Best Sector Speeds

	NO	SECTOR 1	MPH	NO	SECTOR 2	MPH	NO	SECTOR 3	MPH
1	155	Alistair Dyson	123.1	1	Gardiner-Cox	101.7	1	Gardiner-Cox	105.0
2	1	Gardiner-Cox	122.0	6	Thompson-McClurg	101.5	77	Brooks-Brooks	100.3
3	94	Andrew Bentley	118.8	32	Allison-Thompson	100.8	155	Alistair Dyson	100.3
4	32	Allison-Thompson	117.7	42	Hugh Colman	100.3	10	Stuart Tizzard	99.7
5	42	Hugh Colman	116.7	77	Brooks-Brooks	99.9	41	Brian Casey	99.7
6	16	Phillip Nelson	116.5	155	Alistair Dyson	99.9	6	Thompson-McClurg	99.1
7	6	Thompson-McClurg	115.1	41	Brian Casey	99.1	43	Craig Jones	99.1
8	77	Brooks-Brooks	115.1	10	Stuart Tizzard	98.1	32	Allison-Thompson	98.7
9	10	Stuart Tizzard	114.3	16	Phillip Nelson	98.0	42	Hugh Colman	98.1
10	41	Brian Casey	112.6	33	Jon Waggitt	97.7	16	Phillip Nelson	97.7
11	30	Halstead-McPherson	112.2	30	Halstead-McPherson	95.5	30	Halstead-McPherson	96.4
12	23	Darren Wilson	112.0	26	John Davison	94.9	33	Jon Waggitt	96.4
13	33	Jon Waggitt	109.5	43	Craig Jones	94.4	23	Darren Wilson	93.6
14	26	John Davison	109.3	23	Darren Wilson	92.4	26	John Davison	92.8
15	43	Craig Jones	108.4	105	Ian Kilpatrick	92.4	19	Nick Pancisi	91.6
16	17	Gate-Coyne	107.9	19	Nick Pancisi	91.9	17	Gate-Coyne	90.8
17	19	Nick Pancisi	107.4	67	Andrew Smith	91.6	105	Ian Kilpatrick	90.8
18	105	Ian Kilpatrick	105.5	50	Brooks-Brooks	91.2	50	Brooks-Brooks	90.1
19	50	Brooks-Brooks	104.7	17	Gate-Coyne	89.0	67	Andrew Smith	89.5
20	67	Andrew Smith	103.4	64	Martin Richardson	85.9	73	Michael Lillywhite	83.5
21	75	Brian Robinson	100.0	73	Michael Lillywhite	85.4	64	Martin Richardson	81.9
22	64	Martin Richardson	97.4	94	Andrew Bentley	85.1	94	Andrew Bentley	81.6
23	73	Michael Lillywhite	95.1	75	Brian Robinson	83.8	75	Brian Robinson	79.5

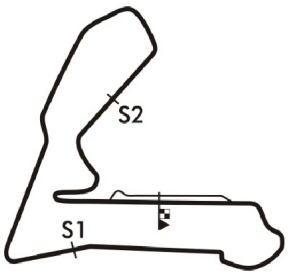

Session Start: 15:58:40 - Finish: 16:32:17
Weather/Track Conditions: Sun/Dry
Circuit: Croft
Track Length: 3.380 Km - 2.1002 miles

"Croft Nostalgia Weekend" Historic Race Meeting - 6 - 7 Aug 2016

Guards Trophy supported by Dunlop Tyres

Race 6 - Lap Chart

Lap 1			Lap 2			Lap 3			Lap 4			Lap 5			Lap 6		
NO	Behind	Laptime	NO	Behind	Laptime	NO	Behind	Laptime	NO	Behind	Laptime	NO	Behind	Laptime	NO	Behind	Laptime
6		1:42.018	33		1:35.622	33		1:35.868	33		1:36.064	33		1:35.752	33		1:35.927
33	0.453	1:42.471	6	3.387	1:39.462	6	4.955	1:37.436	6	5.216	1:36.325	6	5.417	1:35.953	6	5.647	1:36.157
42	3.386	1:45.404	42	5.396	1:38.085	42	5.959	1:36.431	42	6.217	1:36.322	42	7.373	1:36.908	42	8.707	1:37.261
16	3.438	1:45.456	16	5.724	1:38.361	16	6.606	1:36.750	16	6.713	1:36.171	77	11.243	1:37.970	77	12.705	1:37.389
77	3.794	1:45.812	77	6.638	1:38.919	77	8.046	1:37.276	77	9.025	1:37.043	32	12.476	1:37.855	32	14.414	1:37.865
32	4.266	1:46.284	32	7.606	1:39.415	32	9.083	1:37.345	32	10.373	1:37.354	**16**	13.235	1:42.274	1	18.494	1:38.403
1	4.954	1:46.972	1	8.208	1:39.329	1	10.797	1:38.457	1	12.866	1:38.133	1	16.018	1:38.904	26	27.188	1:38.907
26	7.919	1:49.937	26	11.518	1:39.674	26	16.250	1:40.600	26	19.978	1:39.792	26	24.208	1:39.982	10	30.067	1:39.497
10	8.140	1:50.158	30	15.126	1:43.005	10	18.924	1:39.645	10	22.616	1:39.756	10	26.497	1:39.633	30	31.361	1:39.926
30	8.196	1:50.214	10	15.147	1:43.082	30	19.745	1:40.487	30	23.348	1:39.667	30	27.362	1:39.766	155	38.024	1:41.558
155	9.793	1:51.811	155	17.429	1:43.711	155	22.041	1:40.480	155	26.923	1:40.946	155	32.393	1:41.222	19	39.667	1:41.265
19	11.554	1:53.572	19	18.175	1:42.696	19	23.008	1:40.701	19	28.430	1:41.486	19	34.329	1:41.651	23	40.286	1:40.827
23	14.189	1:56.207	23	20.326	1:42.212	23	25.413	1:40.955	23	30.769	1:41.420	23	35.386	1:40.369	67	48.499	1:42.634
67	16.067	1:58.085	67	22.894	1:42.902	67	29.728	1:42.702	67	35.239	1:41.575	67	41.792	1:42.305	41	52.991	1:41.689
17	18.128	2:00.146	43	25.436	1:43.323	43	32.756	1:43.188	43	40.042	1:43.350	41	47.229	1:41.899	43	56.682	1:43.871
43	18.188	2:00.206	105	27.278	1:44.974	41	35.677	1:43.803	41	41.082	1:41.469	43	48.738	1:44.448	105	1:12.510	1:49.918
41	18.308	2:00.326	41	27.742	1:45.509	105	36.676	1:45.266	105	47.250	1:46.638	105	58.519	1:47.021	17	1:20.048	1:46.152
105	18.379	2:00.397	17	33.272	1:51.219	17	46.963	1:49.559	17	58.754	1:47.855	17	1:09.823	1:46.821	50	1:20.674	1:45.308
94	20.273	2:02.291	94	34.613	1:50.415	64	47.806	1:48.829	64	59.676	1:47.934	64	1:10.873	1:46.949	64	1:22.712	1:47.766
64	21.034	2:03.052	64	34.845	1:49.886	50	48.778	1:48.700	50	1:00.344	1:47.630	50	1:11.293	1:46.701	94	1:24.245	1:47.269
50	21.504	2:03.522	50	35.946	1:50.517	94	48.843	1:50.098	94	1:01.275	1:48.496	94	1:12.903	1:47.380	75	1:27.411	1:48.535
75	22.428	2:04.446	75	35.954	1:49.601	75	49.403	1:49.317	75	1:02.244	1:48.905	75	1:14.803	1:48.311			
73	22.613	2:04.631	73	38.001	1:51.463	73	53.203	1:51.070	73	1:07.493	1:50.354	73	1:23.765	1:52.024			

Session Start: 15:58:40 - Finish: 16:32:17
Weather/Track Conditions: Sun/Dry
Circuit: Croft
Track Length: 3.380 Km - 2.1002 miles

"Croft Nostalgia Weekend" Historic Race Meeting - 6 - 7 Aug 2016

Guards Trophy supported by Dunlop Tyres

Race 6 - Lap Chart

Lap 7			Lap 8			Lap 9			Lap 10			Lap 11			Lap 12		
NO	Behind	Laptime	NO	Behind	Laptime	NO	Behind	Laptime	NO	Behind	Laptime	NO	Behind	Laptime	NO	Behind	Laptime
33		1:33.164	6		1:37.038	6		1:37.003	6		1:36.806	**6**		1:34.678	42		1:35.811
73	1 LAP	1:52.132	42	3.044	1:36.834	94	1 LAP	1:47.654	42	4.494	1:37.543	105	2 LAPS	1:51.832	64	2 LAPS	1:47.491
6	9.585	1:37.102	77	7.601	1:37.625	42	3.757	1:37.716	17	1 LAP	1:49.078	42	4.997	1:35.181	94	2 LAPS	3:08.704
42	12.833	1:37.290	32	11.580	1:39.235	**77**	6.455	1:35.857	50	1 LAP	1:50.126	77	1 LAP	3:19.786	77	1 LAP	1:38.629
77	16.599	1:37.058	73	1 LAP	1:53.613	75	1 LAP	1:50.090	**94**	1 LAP	1:44.935	**50**	1 LAP	1:42.658	105	2 LAPS	1:49.616
32	18.968	1:37.718	1	15.300	1:38.198	**32**	9.917	1:35.340	1	19.831	1:39.596	1	23.989	1:38.836	1	21.853	1:38.672
1	23.725	1:38.395	26	26.153	1:39.225	1	17.041	1:38.744	10	1 LAP	1:40.894	10	1 LAP	1:40.831	10	1 LAP	1:40.736
26	33.551	1:39.527	30	34.107	1:41.514	10	1 LAP	3:09.852	75	1 LAP	1:52.521	73	2 LAPS	3:16.758	26	39.282	1:40.075
10	33.661	1:36.758	**23**	39.370	1:37.775	**73**	1 LAP	1:52.278	26	35.324	1:42.237	26	40.015	1:39.369	155	1 LAP	1:42.559
30	39.216	1:41.019	**155**	40.392	1:41.363	26	29.893	1:40.743	155	1 LAP	3:08.917	75	1 LAP	1:50.238	73	2 LAPS	1:51.375
155	45.652	1:40.792	19	45.381	1:42.459	30	38.511	1:41.407	23	1 LAP	3:11.965	155	1 LAP	1:41.895	23	1 LAP	1:42.678
23	48.218	1:41.096	67	54.646	1:43.049	41	1 LAP	3:05.931	30	42.277	1:40.572	23	1 LAP	1:40.857	30	47.581	1:40.489
19	49.545	1:43.042	16	1 LAP	1:38.427	19	50.947	1:42.569	41	1 LAP	1:40.973	30	47.900	1:40.301	75	1 LAP	1:51.254
67	58.220	1:42.885	43	1:05.522	1:43.848	16	1 LAP	1:38.496	19	56.589	1:42.448	41	1 LAP	1:42.114	41	1 LAP	1:41.303
41	59.538	1:39.711	33	1:15.413	3:02.036	**67**	57.684	1:40.041	16	1 LAP	1:38.057	67	1 LAP	3:08.420	67	1 LAP	1:43.942
16	1 LAP	4:00.117	17	1:31.235	1:46.167	43	1:13.530	1:45.011	33	1:13.644	1:36.535	**19**	1:02.427	1:40.516	16	1 LAP	1:38.836
43	1:08.297	1:44.779	50	1:31.465	1:45.810	33	1:13.915	1:35.505	43	1:20.798	1:44.074	16	1 LAP	1:39.383	33	1:10.632	1:36.346
105	1:25.687	1:46.341	**64**	1:33.347	1:43.634	105	1 LAP	3:21.974	**17**	1:26.667	1:20.163	33	1:15.094	1:36.128	6	1:21.950	3:02.758
17	1:31.691	1:44.807							64	1 LAP	3:09.961	43	1:29.620	1:43.500	**43**	1:29.069	1:40.257
50	1:32.278	1:44.768							32	1:33.185	3:00.074	32	1:35.062	1:36.555	32	1:30.312	1:36.058
64	1:36.336	1:46.788															
94	1:37.803	1:46.722															
75	1:42.769	1:48.522															

Session Start: 15:58:40 - Finish: 16:32:17
Weather/Track Conditions: Sun/Dry
Circuit: Croft
Track Length: 3.380 Km - 2.1002 miles

"Croft Nostalgia Weekend" Historic Race Meeting - 6 - 7 Aug 2016

Guards Trophy supported by Dunlop Tyres

Race 6 - Lap Chart

Lap 13			Lap 14			Lap 15			Lap 16			Lap 17			Lap 18		
NO	Behind	Laptime	NO	Behind	Laptime	NO	Behind	Laptime	NO	Behind	Laptime	NO	Behind	Laptime	NO	Behind	Laptime
42		1:32.557	33		1:37.856	42		1:36.149	42		1:35.494	42		1:38.766	42		1:35.605
64	2 LAPS	1:46.701	67	1 LAP	1:42.857	33	1.116	1:37.702	50	2 LAPS	1:43.826	155	1 LAP	1:42.680	19	1 LAP	1:42.057
77	1 LAP	1:38.050	42	0.437	2:52.243	75	2 LAPS	3:23.018	67	1 LAP	1:43.867	41	1 LAP	1:42.107	16	2 LAPS	1:55.344
94	2 LAPS	1:47.879	73	2 LAPS	1:51.034	67	1 LAP	1:43.016	32	15.308	1:35.301	23	1 LAP	1:42.997	41	1 LAP	1:40.032
1	27.512	1:38.216	32	16.328	1:35.072	32	15.501	1:35.759	75	2 LAPS	1:49.329	105	2 LAPS	1:50.696	155	1 LAP	1:43.488
105	2 LAPS	1:52.471	6	17.321	1:41.718	**6**	15.621	1:34.886	**33**	16.420	1:50.798	50	2 LAPS	1:44.119	23	1 LAP	1:43.068
10	1 LAP	1:41.654	1	31.617	2:55.911	73	2 LAPS	1:50.251	73	2 LAPS	1:50.211	32	12.466	1:35.924	32	14.437	1:37.576
26	43.761	1:37.036	43	1 LAP	3:28.951	1	33.177	1:38.146	1	34.879	1:37.196	67	1 LAP	1:43.245	50	2 LAPS	1:46.163
19	1 LAP	3:02.067	77	42.095	1:37.650	77	43.345	1:37.836	77	44.371	1:36.520	75	2 LAPS	1:48.516	105	2 LAPS	1:49.825
50	2 LAPS	3:50.124	26	55.843	3:03.888	43	1 LAP	1:46.844	6	53.989	2:13.862	1	34.143	1:38.030	67	1 LAP	1:43.455
30	52.705	1:37.681	64	1 LAP	1:47.142	26	59.402	1:40.145	43	1 LAP	1:56.275	77	42.527	1:36.922	1	37.276	1:38.738
155	1 LAP	1:42.498	94	1 LAP	1:48.440	64	1 LAP	1:46.607	26	1:05.433	1:41.525	73	2 LAPS	1:49.823	75	2 LAPS	1:48.963
23	1 LAP	1:42.371	30	1:07.400	3:06.501	30	1:12.559	1:41.745	30	1:19.057	1:41.992	6	51.484	1:36.261	77	43.771	1:36.849
41	1 LAP	1:40.501	10	1:10.364	1:41.170	94	1 LAP	1:48.077	10	1:19.802	1:40.381	26	1:09.232	1:42.565	6	51.836	1:35.957
73	2 LAPS	1:52.175	105	1 LAP	1:51.680	10	1:14.915	1:41.137	64	1 LAP	1:48.600	43	1 LAP	1:49.518	73	2 LAPS	1:50.605
75	1 LAP	1:48.626	19	1:22.264	1:41.090	19	1:28.199	1:42.521	16	1 LAP	3:02.062	10	1:21.938	1:40.902	26	1:13.527	1:39.900
16	1 LAP	1:40.093	155	1:28.234	1:43.108	105	1 LAP	1:47.803	94	1 LAP	1:48.189	30	1:23.899	1:43.608	43	1 LAP	1:46.025
67	1 LAP	1:44.029	23	1:30.470	1:43.812	155	1:34.203	1:42.555	19	1:33.527	1:40.822	64	1 LAP	1:47.895	10	1:27.682	1:41.349
33	1:13.950	1:35.875	41	1:31.120	1:41.679	41	1:34.963	1:40.429				94	1 LAP	1:47.079	30	1:29.321	1:41.027
6	1:27.409	1:38.016	50	1 LAP	1:47.171	23	1:35.203	1:41.319									
32	1:33.062	1:35.307	**16**	1:33.871	1:38.383												
77	1:56.251	1:38.180															
64	1 LAP	1:46.396															

Session Start: 15:58:40 - Finish: 16:32:17
Weather/Track Conditions: Sun/Dry
Circuit: Croft
Track Length: 3.380 Km - 2.1002 miles

"Croft Nostalgia Weekend" Historic Race Meeting - 6 - 7 Aug 2016

Guards Trophy supported by Dunlop Tyres

Race 6 - Lap Chart

Lap 19			Lap 20		
NO	Behind	Laptime	NO	Behind	Laptime
42		1:37.792	42		1:37.391
64	2 LAPS	1:48.104	16	2 LAPS	1:37.309
19	1 LAP	1:41.707	41	1 LAP	1:39.806
16	2 LAPS	1:38.280	32	11.678	1:36.236
41	1 LAP	1:38.787	19	1 LAP	1:44.198
94	2 LAPS	1:48.767	64	2 LAPS	1:49.382
32	12.833	1:36.188	155	1 LAP	1:42.395
155	1 LAP	1:43.079	23	1 LAP	1:42.693
23	1 LAP	1:42.809	94	2 LAPS	1:49.658
50	2 LAPS	1:44.274	50	2 LAPS	1:44.101
67	1 LAP	1:43.438	1	39.106	1:38.988
105	2 LAPS	1:48.346	67	1 LAP	1:45.226
1	37.509	1:38.025	77	41.012	1:35.941
77	42.462	1:36.483	105	2 LAPS	1:49.629
6	49.922	1:35.878	6	47.742	1:35.211
75	2 LAPS	1:49.477	75	2 LAPS	1:49.456
73	2 LAPS	1:49.687	26	1:19.561	1:40.880
26	1:16.072	1:40.337	73	2 LAPS	1:51.904
10	1:30.899	1:41.009	10	1:33.489	1:39.981
30	1:33.497	1:41.968	30	1:37.876	1:41.770
43	1 LAP	1:46.843	43	1 LAP	1:46.417

Session Start: 15:58:40 - Finish: 16:32:17
Weather/Track Conditions: Sun/Dry
Circuit: Croft
Track Length: 3.380 Km - 2.1002 miles

"Croft Nostalgia Weekend" Historic Race Meeting - 6 - 7 Aug 2016

HSCC Historic Formula Ford Championship in association with Avon Tyres

Race 7 - Classification

Sheet No:

POS	NO	DRIVER/S	CLASS	CLASS POS	CAR MAKE / MODEL	TIME	LAPS	GAP	DIFF	MPH	BEST	ON
1	43	Callum Grant		1	Merlyn Mk20A	20:11.874	12	-- 12 laps		74.86	1:31.898	6
2	31	Rob Wainwright		2	Elden Mk8	20:16.756	12	4.882	4.882	74.56	1:32.371	5
3	16	Simon Toyne		3	Lola T200	20:17.159	12	5.285	0.403	74.54	1:32.592	6
4	79	Mark Shaw		4	Merlyn Mk20	20:21.922	12	10.048	4.763	74.25	1:32.810	6
5	64	Benjamin Tusting		5	Merlyn Mk20	20:25.029	12	13.155	3.107	74.06	1:32.523	9
6	70	Daniel Stanzl		6	Elden Mk8	20:28.708	12	16.834	3.679	73.84	1:33.147	9
7	3	Benn Simms		7	Jomo JMR7	20:28.867	12	16.993	0.159	73.83	1:32.920	9
8	37	Will Nuthall		8	Jamun T2	20:29.099	12	17.225	0.232	73.81	1:33.155	9
9	60	James Buckton		9	Elden Mk8	20:33.013	12	21.139	3.914	73.58	1:33.507	6
10	97	Robert Tusting		10	Lola T200	20:33.239	12	21.365	0.226	73.57	1:33.444	11
11	57	David Wild		11	Lola T204	20:36.392	12	24.518	3.153	73.38	1:33.761	8
12	14	Neil Shinner		12	Merlyn Mk20	20:36.941	12	25.067	0.549	73.35	1:34.040	11
13	36	Rob Smith		13	Merlyn Mk20	20:45.242	12	33.368	8.301	72.86	1:33.800	9
14	56	Roland Svensson		14	Merlyn Mk17	20:46.347	12	34.473	1.105	72.79	1:34.833	7
15	73	Edward Thurston		15	Elden Mk8	20:46.905	12	35.031	0.558	72.76	1:34.000	8
16	66	Andrew Wiggins		16	Titan Mk6	20:52.767	12	40.893	5.862	72.42	1:34.811	8
17	54	Alex Meek		17	Merlyn Mk20A	20:53.125	12	41.251	0.358	72.40	1:34.753	9
18	42	Cormac Flanagan		18	Alexis Mk14	20:54.893	12	43.019	1.768	72.30	1:35.161	8
19	21	Ross Drybrough		19	Merlyn Mk20 AS	20:56.335	12	44.461	1.442	72.22	1:34.260	6
20	20	Kevin Stanzl		20	Merlyn Mk20	21:03.398	12	51.524	7.063	71.81	1:34.185	9
21	95	John Hayes-Harlow		21	Merlyn Mk11A	21:07.000	12	55.126	3.602	71.61	1:36.036	12
22	11	Roy Siergiejew		22	Macon Mk8	21:07.334	12	55.460	0.334	71.59	1:36.002	12
23	27	Dick Dixon		23	Lotus 61	21:08.488	12	56.614	1.154	71.53	1:36.318	10
24	81	James Lovett		24	Lola T200	21:15.842	12	1:03.968	7.354	71.11	1:37.143	8
25	94	Geoffrey Underwood	N	1	Merlyn Mk20	21:28.769	12	1:16.895	12.927	70.40	1:37.818	9
26	26	John Slack		25	Lola T200	21:33.996	12	1:22.122	5.227	70.12	1:38.665	12
27	41	Peter Hamilton		26	Alexis Mk15	21:35.828	12	1:23.954	1.832	70.02	1:38.746	10
		---------- NOT CLASSIFIED ----------										
DNF	55	Roger Arnold			Merlyn Mk20	9:52.918	5	-- 5 laps --		63.76	1:39.084	2
DNF	48	Benn Tilley			Merlyn Mk20	7:55.899	4	-- 4 laps --		63.55	1:33.565	2
DNF	47	Louis Hanjoul			Elden Mk8/10	8:27.158	4	31.259	31.259	59.63	1:39.301	2
DNF	38	Pertti Kiiveri			Kvantti Mk1	3:33.844	2	-- 2 laps --		70.71	1:43.145	1
DNF	46	Stuart Dix			Cooper Chinook	1:50.825	1	-- 1 laps --	7.680	68.22	1:50.825	1

---------- FASTEST LAP SUMMARY ----------

NO	DRIVER/S	CLASS	CAR MAKE / MODEL	FASTEST LAP	ON	MPH
43	Callum Grant		Merlyn Mk20A	1:31.898	6	82.27
94	Geoffrey Underwood	N	Merlyn Mk20	1:37.818	9	77.30

Session Start: 16:49:07 - Finish: 17:09:16
Weather/Track Conditions: Bright/Dry
Circuit: Croft
Track Length: 3.380 Km - 2.1002 miles

These results are provisional until the conclusion of any judicial and technical matters.

Clerk of the Course:	Timekeeper:	Issued at:
Julian Floyd	Nick Palmer	

MST

Printed : 06-08-2016 - 17:11

Full results available at www.mstworld.com. Email: timing@mstworld.com

"Croft Nostalgia Weekend" Historic Race Meeting - 6 - 7 Aug 2016

HSCC Historic Formula Ford Championship in association with Avon Tyres

Race 7 - Sector Analysis

3 Benn Simms ( ) — Jomo JMR7

lap	Sect-1	Speed	Sect-2	Speed	Sect-3	Speed	TopSpeed	laptime	pit	lap	Sect-1	Speed	Sect-2	Speed	Sect-3	Speed	Topspeed	laptime	pit
1		102.6	38.901	95.2	27.300	90.6		1:43.111		7	28.579	108.1	39.126	94.1	26.235	91.9		1:33.940	
2	29.025	105.2	38.388	92.3	30.436	89.8		1:37.849		8	29.103	108.2	38.342	93.2	26.023	90.0		1:33.468	
3	45.990	43.3	56.093	48.1	36.786	50.9		2:18.869		9	28.669	106.0	38.092	93.9	26.159	90.9		1:32.920	
4	43.746	66.7	57.883	49.8	38.171	91.3		2:19.800		10	28.603	107.0	38.294	94.3	26.340	91.3		1:33.237	
5	29.302	108.2	39.117	92.3	25.916	90.3		1:34.335		11	28.524	108.8	38.558	93.2	26.172	91.7		1:33.254	
6	28.435	108.2	38.574	94.4	27.380	90.8		1:34.389		12	28.575	107.9	38.875	92.9	26.245	91.2		1:33.695	

11 Roy Siergiejew ( ) — Macon Mk8

lap	Sect-1	Speed	Sect-2	Speed	Sect-3	Speed	TopSpeed	laptime	pit	lap	Sect-1	Speed	Sect-2	Speed	Sect-3	Speed	Topspeed	laptime	pit
1		102.1	40.913	92.3	27.416	89.6		1:51.994		7	30.827	101.2	40.079	92.2	26.615	90.4		1:37.521	
2	31.195	96.6	41.623	92.3	26.805	90.0		1:39.623		8	30.281	101.8	40.071	92.6	26.850	90.8		1:37.202	
3	44.677	48.9	53.896	62.8	38.636	56.7		2:17.209		9	30.133	102.9	39.491	92.2	26.967	90.7		1:36.591	
4	45.518	68.0	57.495	39.6	37.742	89.4		2:20.755		10	30.648	105.4	39.619	94.0	26.709	90.3		1:36.976	
5	30.985	101.2	40.340	91.7	27.710	88.2		1:39.035		11	29.872	105.7	39.911	91.7	26.703	90.8		1:36.486	
6	30.868	101.5	40.168	91.6	26.904	89.8		1:37.940		12	29.842	103.6	39.297	94.1	26.863	89.8		1:36.002	

14 Neil Shinner ( ) — Merlyn Mk20

lap	Sect-1	Speed	Sect-2	Speed	Sect-3	Speed	TopSpeed	laptime	pit	lap	Sect-1	Speed	Sect-2	Speed	Sect-3	Speed	Topspeed	laptime	pit
1		103.1	40.321	92.1	26.628	90.6		1:43.963		7	29.017	103.9	38.863	92.7	26.489	90.6		1:34.369	
2	28.739	106.2	39.147	93.3	28.051	89.7		1:35.937		8	28.932	103.9	38.658	92.9	26.607	89.8		1:34.197	
3	46.264	45.1	56.488	50.0	36.669	53.3		2:19.421		9	28.815	104.7	38.795	92.6	26.706	89.8		1:34.316	
4	43.554	66.9	58.146	48.6	38.354	90.8		2:20.054		10	30.003	106.5	39.368	92.6	26.378	90.4		1:35.749	
5	29.300	105.5	39.623	93.2	26.720	90.7		1:35.643		11	28.991	104.2	38.704	92.9	26.345	90.4		1:34.040	
6	29.043	104.2	39.377	92.4	26.518	90.7		1:34.938		12	29.044	104.0	38.727	93.7	26.543	90.8		1:34.314	

16 Simon Toyne ( ) — Lola T200

lap	Sect-1	Speed	Sect-2	Speed	Sect-3	Speed	TopSpeed	laptime	pit	lap	Sect-1	Speed	Sect-2	Speed	Sect-3	Speed	Topspeed	laptime	pit
1		105.8	38.665	94.0	26.028	90.7		1:38.751		7	28.279	107.4	38.648	94.8	25.888	91.6		1:32.815	
2	28.970	104.0	38.501	94.4	25.972	90.2		1:33.443		8	28.512	107.5	38.393	94.7	25.928	91.4		1:32.833	
3	45.669	68.5	58.520	62.7	35.897	60.3		2:20.086		9	28.267	108.4	38.549	94.8	25.890	91.9		1:32.706	
4	42.850	74.3	1:00.656	42.3	38.695	90.7		2:22.201		10	28.453	107.5	38.148	95.5	26.017	91.2		1:32.618	
5	28.919	103.4	38.381	94.5	25.973	91.6		1:33.273		11	28.173	107.4	38.696	94.7	26.013	89.7		1:32.882	
6	28.522	106.4	38.156	95.6	25.914	91.8		1:32.592		12	28.384	107.2	38.640	94.8	25.935	90.8		1:32.959	

20 Kevin Stanzl ( ) — Merlyn Mk20

lap	Sect-1	Speed	Sect-2	Speed	Sect-3	Speed	TopSpeed	laptime	pit	lap	Sect-1	Speed	Sect-2	Speed	Sect-3	Speed	Topspeed	laptime	pit
1		103.1	40.392	93.6	26.794	90.7		1:48.912		7	29.697	106.7	39.090	95.5	26.941	90.9		1:35.728	
2	30.425	102.8	39.514	92.9	26.794	90.4		1:36.733		8	29.617	103.7	38.666	94.5	26.411	90.7		1:34.694	
3	45.761	43.8	55.253	57.9	38.351	44.1		2:19.365		9	29.471	104.4	38.447	93.2	26.267	90.9		1:34.185	
4	43.997	61.0	57.261	50.0	37.770	91.1		2:19.028		10	29.585	104.7	38.369	94.8	26.534	91.2		1:34.488	
5	29.900	105.0	40.110	93.3	26.668	90.7		1:36.678		11	29.185	105.2	53.514	82.0	27.267	90.9		1:49.966	
6	29.495	105.5	40.133	95.1	27.157	84.3		1:36.785		12	29.866	102.9	40.119	93.1	26.851	88.0		1:36.836	

21 Ross Drybrough ( ) — Merlyn Mk20 AS

lap	Sect-1	Speed	Sect-2	Speed	Sect-3	Speed	TopSpeed	laptime	pit	lap	Sect-1	Speed	Sect-2	Speed	Sect-3	Speed	Topspeed	laptime	pit
1		101.2	41.093	92.4	27.188	88.5		1:54.680		7	28.816	107.5	46.051	92.6	26.345	91.6		1:41.212	
2	29.761	100.5	40.970	95.3	26.522	91.8		1:37.253		8	29.032	104.5	38.703	94.9	27.887	82.8		1:35.622	
3	44.922	51.9	53.872	58.2	38.835	53.8		2:17.629		9	29.549	104.4	38.635	94.8	26.485	90.7		1:34.669	
4	45.658	67.2	57.094	40.2	38.584	89.1		2:21.336		10	29.097	105.0	38.488	94.1	26.739	90.6		1:34.324	
5	29.822	104.5	39.112	92.4	26.544	91.4		1:35.478		11	29.627	105.2	38.739	94.5	26.794	90.7		1:35.160	
6	29.043	104.0	38.701	93.3	26.516	90.2		1:34.260		12	28.830	105.2	38.869	95.7	27.013	88.0		1:34.712	

26 John Slack ( ) — Lola T200

lap	Sect-1	Speed	Sect-2	Speed	Sect-3	Speed	TopSpeed	laptime	pit	lap	Sect-1	Speed	Sect-2	Speed	Sect-3	Speed	Topspeed	laptime	pit
1		99.0	41.333	92.1	28.096	89.0		1:57.297		7	30.151	105.2	41.922	89.0	27.842	88.1		1:39.915	
2				88.2	27.712	88.0		1:44.653		8	30.897	100.6	40.606	91.2	27.919	89.0		1:39.422	
3	41.240	68.1	54.294	65.9	38.294	74.6		2:13.828		9	30.420	99.7	41.074	90.7	27.787	88.5		1:39.281	
4	48.268	83.3	53.932	37.7	40.249	87.3		2:22.449		10				91.2	28.258	88.1		1:38.805	
5	31.498	101.7	41.246	90.1	27.305	88.9		1:40.049		11	30.526	107.4	40.664	91.3	27.792	88.4		1:38.982	
6	31.041	102.8	42.221	91.6	27.388	89.8		1:40.650		12	30.529	97.1	40.152	91.4	27.984	87.3		1:38.665	

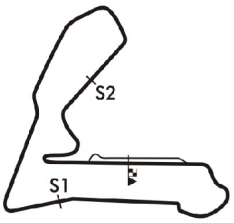

Session Start: 16:49:07 - Finish: 17:09:16
Weather/Track Conditions: Bright/Dry
Circuit: Croft
Track Length: 3.380 Km - 2.1002 miles

"Croft Nostalgia Weekend" Historic Race Meeting - 6 - 7 Aug 2016

HSCC Historic Formula Ford Championship in association with Avon Tyres

Race 7 - Sector Analysis

27 Dick Dixon ( ) — Lotus 61

lap	Sect-1	Speed	Sect-2	Speed	Sect-3	Speed	TopSpeed	laptime	pit	lap	Sect-1	Speed	Sect-2	Speed	Sect-3	Speed	Topspeed	laptime	pit
1		99.4	41.252	92.4	26.762	89.8		1:52.985		7	30.450	104.2	40.560	93.6	26.492	90.8		1:37.502	
2	30.893	96.1	42.078	93.6	27.129	89.4		1:40.100		8	29.998	104.4	40.151	93.9	26.888	89.7		1:37.037	
3	44.863	50.5	53.777	62.8	38.923	58.8		2:17.563		9	30.308	102.6	39.532	93.2	26.663	90.8		1:36.503	
4	47.142	71.6	55.259	40.6	38.865	89.0		2:21.266		10	30.079	102.6	39.678	92.6	26.561	89.0		1:36.318	
5	31.439	99.9	40.340	92.9	26.610	89.6		1:38.389		11	30.045	100.8	40.342	93.9	26.872	91.4		1:37.259	
6	30.284	101.4	40.098	93.6	26.431	90.3		1:36.813		12	29.937	103.6	39.677	93.5	27.139	88.4		1:36.753	

31 Rob Wainwright ( ) — Elden Mk8

lap	Sect-1	Speed	Sect-2	Speed	Sect-3	Speed	TopSpeed	laptime	pit	lap	Sect-1	Speed	Sect-2	Speed	Sect-3	Speed	Topspeed	laptime	pit
1		109.3	38.848	94.0	25.900	90.6		1:39.798		7	28.606	103.7	38.353	93.9	25.871	89.7		1:32.830	
2	28.757	104.7	38.265	94.3	25.869	87.6		1:32.891		8	28.678	103.2	38.127	94.1	25.894	90.0		1:32.699	
3	45.772	70.8	58.529	63.4	35.977	58.0		2:20.278		9	28.586	103.2	38.371	93.6	25.926	89.5		1:32.883	
4	43.017	73.5	1:00.444	40.7	38.511	90.9		2:21.972		10	28.577	103.1	38.043	93.7	25.907	89.7		1:32.527	
5	28.437	104.9	38.035	93.5	25.899	90.2		1:32.371		11	28.545	103.4	38.277	93.7	25.907	89.6		1:32.729	
6	28.544	103.2	38.240	94.3	25.887	90.0		1:32.671		12	28.852	102.9	38.351	93.7	25.904	89.6		1:33.107	

36 Rob Smith ( ) — Merlyn Mk20

lap	Sect-1	Speed	Sect-2	Speed	Sect-3	Speed	TopSpeed	laptime	pit	lap	Sect-1	Speed	Sect-2	Speed	Sect-3	Speed	Topspeed	laptime	pit
1		102.5	40.926	94.0	27.030	90.0		1:51.711		7	28.941	107.0	39.081	94.3	26.187	90.3		1:34.209	
2	31.910	89.1	40.229	92.1	26.503	89.8		1:38.642		8	29.206	104.0	39.064	93.9	26.071	90.2		1:34.341	
3	45.360	55.1	53.487	62.1	38.686	49.1		2:17.533		9	29.295	104.2	38.419	94.8	26.086	91.1		1:33.800	
4	45.521	70.2	57.057	46.6	37.360	88.0		2:19.938		10	28.891	107.4	39.325	95.3	26.993	91.4		1:35.209	
5	29.489	105.5	39.233	94.5	26.529	91.2		1:35.251		11	28.923	110.0	39.579	95.3	26.692	91.8		1:35.194	
6	28.714	107.9	39.122	90.7	26.744	90.9		1:34.580		12	29.177	106.5	39.816	91.8	25.841	90.1		1:34.834	

37 Will Nuthall ( ) — Jamun T2

lap	Sect-1	Speed	Sect-2	Speed	Sect-3	Speed	TopSpeed	laptime	pit	lap	Sect-1	Speed	Sect-2	Speed	Sect-3	Speed	Topspeed	laptime	pit
1		101.7	39.685	94.7	26.368	91.1		1:45.307		7	29.157	107.9	38.980	94.7	25.910	91.6		1:34.047	
2	28.740	108.2	38.526	93.6	27.293	90.4		1:34.559		8	29.100	109.5	38.341	95.2	26.022	91.6		1:33.463	
3	46.083	48.9	56.213	47.9	36.690	51.0		2:18.986		9	28.322	108.4	38.698	95.5	26.135	91.7		1:33.155	
4	43.429	62.0	58.164	47.7	38.599	89.0		2:20.192		10	28.643	106.4	38.531	93.9	26.084	89.7		1:33.258	
5	29.212	107.5	38.779	94.9	26.052	91.8		1:34.043		11	28.811	105.7	38.418	92.7	26.131	90.2		1:33.360	
6	29.044	107.0	38.716	93.6	26.325	91.8		1:34.085		12	29.092	103.7	39.210	94.9	26.342	92.3		1:34.644	

38 Pertti Kiiveri ( ) — Kvantti Mk1

lap	Sect-1	Speed	Sect-2	Speed	Sect-3	Speed	TopSpeed	laptime	pit	lap	Sect-1	Speed	Sect-2	Speed	Sect-3	Speed	Topspeed	laptime	pit
1				93.1	26.309	89.7		1:43.145		2	29.454	113.2	38.615	94.7				1:50.699	

41 Peter Hamilton ( ) — Alexis Mk15

lap	Sect-1	Speed	Sect-2	Speed	Sect-3	Speed	TopSpeed	laptime	pit	lap	Sect-1	Speed	Sect-2	Speed	Sect-3	Speed	Topspeed	laptime	pit
1		99.3	42.691	90.2	27.423	76.3		1:56.259		7	30.925	101.7	42.262	92.7	28.206	88.8		1:41.393	
2	31.053	102.5	41.108	90.4	27.326	81.5		1:39.487		8	31.582	98.3	40.756	90.1	27.499	82.1		1:39.837	
3	45.709	68.7	54.517	73.6	38.361	75.4		2:18.587		9	30.934	97.8	40.732	90.8	27.236	85.9		1:38.902	
4	47.633	84.4	54.614	33.5	40.279	85.2		2:22.526		10	30.201	102.3	41.241	88.8	27.304	87.0		1:38.746	
5	32.118	99.6	41.372	90.3	27.440	82.7		1:40.930		11	30.659	101.5	40.518	91.1	28.067	85.3		1:39.244	
6	31.137	99.7	41.932	89.6	27.123	86.9		1:40.192		12	30.940	97.8	40.489	90.3	28.296	76.5		1:39.725	

42 Cormac Flanagan ( ) — Alexis Mk14

lap	Sect-1	Speed	Sect-2	Speed	Sect-3	Speed	TopSpeed	laptime	pit	lap	Sect-1	Speed	Sect-2	Speed	Sect-3	Speed	Topspeed	laptime	pit
1		102.1	40.649	93.2	27.254	88.4		1:51.182		7	30.193	104.7	40.408	93.9	26.676	88.2		1:37.277	
2	29.687	104.9	39.268	94.0	27.384	79.6		1:36.339		8	29.389	105.2	39.137	94.1	26.635	90.6		1:35.161	
3	47.772	52.5	53.483	58.6	38.674	48.2		2:19.929		9	29.327	103.7	39.371	93.9	26.862	89.7		1:35.560	
4	45.525	64.5	56.753	47.9	36.936	88.8		2:19.214		10	29.647	103.1	39.926	92.9	26.973	89.2		1:36.546	
5	30.052	105.2	39.671	93.2	27.027	90.4		1:36.750		11				93.3	27.502	88.3		1:36.177	
6	29.230	105.7	39.269	92.2	26.766	90.2		1:35.265		12	29.316	103.7	39.579	94.3	26.598	88.8		1:35.493	

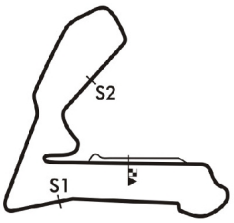

Session Start: 16:49:07 - Finish: 17:09:16
Weather/Track Conditions: Bright/Dry
Circuit: Croft
Track Length: 3.380 Km - 2.1002 miles

"Croft Nostalgia Weekend" Historic Race Meeting - 6 - 7 Aug 2016

HSCC Historic Formula Ford Championship in association with Avon Tyres

Race 7 - Sector Analysis

43 Callum Grant ( ) — Merlyn Mk20A

lap	Sect-1	Speed	Sect-2	Speed	Sect-3	Speed	TopSpeed	laptime	pit	lap	Sect-1	Speed	Sect-2	Speed	Sect-3	Speed	Topspeed	laptime	pit
1		102.9	38.119	95.1	25.784	90.2		1:37.827		7	28.600	104.7	37.945	95.5	25.932	90.4		1:32.477	
2	28.410	103.6	37.898	95.3	26.048	88.7		1:32.356		8	28.353	104.9	37.720	95.1	25.861	90.3		1:31.934	
3	46.631	69.3	58.918	64.5	35.541	64.3		2:21.090		9	28.503	104.7	37.888	95.1	26.123	88.2		1:32.514	
4	42.585	83.0	1:01.273	44.8	38.604	90.0		2:22.462		10	28.536	104.2	37.764	95.1	25.907	90.4		1:32.207	
5	28.570	104.9	37.831	95.2	25.674	90.6		1:32.075		11	28.421	104.5	37.775	94.4	26.240	90.1		1:32.436	
6	28.433	105.4	37.807	95.1	25.658	90.7		1:31.898		12	28.596	104.2	37.972	94.8	26.030	90.0		1:32.598	

46 Stuart Dix ( ) — Cooper Chinook

lap	Sect-1	Speed	Sect-2	Speed	Sect-3	Speed	TopSpeed	laptime	pit	lap	Sect-1	Speed	Sect-2	Speed	Sect-3	Speed	Topspeed	laptime	pit
1		102.1	40.358	92.3	27.454	89.5		1:50.825		2									

47 Louis Hanjoul ( ) — Elden Mk8/10

lap	Sect-1	Speed	Sect-2	Speed	Sect-3	Speed	TopSpeed	laptime	pit	lap	Sect-1	Speed	Sect-2	Speed	Sect-3	Speed	Topspeed	laptime	pit
1		100.3	43.284	89.8	27.866	90.1		1:57.494		3	45.499	69.6	54.485	72.5	38.166	72.5		2:18.150	
2	30.928	100.8	41.297	90.0	27.076	88.8		1:39.301		4	48.062	81.6	1:04.770	55.7				2:32.213	

48 Benn Tilley ( ) — Merlyn Mk20

lap	Sect-1	Speed	Sect-2	Speed	Sect-3	Speed	TopSpeed	laptime	pit	lap	Sect-1	Speed	Sect-2	Speed	Sect-3	Speed	Topspeed	laptime	pit
1		109.1	39.975	92.9	25.847	90.8		1:40.747		3	46.627	72.9	57.882	56.0	36.167	63.7		2:20.676	
2	28.533	107.4	38.010	94.8	27.022	78.8		1:33.565		4	42.962	69.8	1:00.050	40.7	37.899	92.4		2:20.911	

54 Alex Meek ( ) — Merlyn Mk20A

lap	Sect-1	Speed	Sect-2	Speed	Sect-3	Speed	TopSpeed	laptime	pit	lap	Sect-1	Speed	Sect-2	Speed	Sect-3	Speed	Topspeed	laptime	pit
1		102.6	40.560	90.6	27.115	89.2		1:50.349		7	30.239	104.5	39.528	91.1	26.554	89.6		1:36.321	
2	29.472	105.0	40.191	90.1	27.183	86.6		1:36.846		8	29.282	105.5	39.347	90.7	26.362	89.0		1:34.991	
3	47.136	54.0	53.874	55.5	38.591	49.7		2:19.601		9	29.091	106.0	39.440	91.4	26.222	89.6		1:34.753	
4	45.610	62.3	56.358	51.1	37.169	88.1		2:19.137		10	29.100	106.0	39.724	90.9	26.794	89.6		1:35.618	
5	30.110	104.2	40.024	89.6	26.418	88.9		1:36.552		11	30.147	101.2	39.824	90.0	26.421	88.5		1:36.392	
6	29.227	104.0	39.823	90.2	26.522	89.8		1:35.572		12	29.361	103.7	40.993	89.6	26.639	88.1		1:36.993	

55 Roger Arnold ( ) — Merlyn Mk20

lap	Sect-1	Speed	Sect-2	Speed	Sect-3	Speed	TopSpeed	laptime	pit	lap	Sect-1	Speed	Sect-2	Speed	Sect-3	Speed	Topspeed	laptime	pit
1		99.7	41.933	93.5	27.581	89.7		1:54.910		4	46.575	73.3	55.398	39.5	39.295	90.7		2:21.268	
2	30.421	101.5	41.040	93.1	27.623	91.9		1:39.084		5	31.515	100.8	40.680	93.2	27.557	89.4		1:39.752	
3	45.236	59.0	54.488	76.1	38.180	64.8		2:17.904		6									

56 Roland Svensson ( ) — Merlyn Mk17

lap	Sect-1	Speed	Sect-2	Speed	Sect-3	Speed	TopSpeed	laptime	pit	lap	Sect-1	Speed	Sect-2	Speed	Sect-3	Speed	Topspeed	laptime	pit
1		103.6	39.491	94.8	26.745	92.4		1:46.250		7	29.185	106.7	39.224	93.3	26.424	91.3		1:34.833	
2	29.309	106.9	38.741	93.3	27.737	86.5		1:35.787		8	29.857	103.9	39.013	93.5	26.312	90.6		1:35.182	
3	47.091	47.0	55.460	53.1	38.005	48.2		2:20.556		9	29.838	104.5	39.986	90.9	26.668	90.7		1:36.492	
4	43.468	67.4	58.049	47.0	37.868	90.8		2:19.385		10	29.811	104.7	39.408	92.3	26.765	90.4		1:35.984	
5	29.704	105.8	38.991	93.9	26.387	92.6		1:35.082		11	29.443	104.7	39.207	93.3	26.714	91.6		1:35.364	
6	29.215	107.5	39.376	93.2	26.535	92.4		1:35.126		12	29.454	104.7	40.105	91.8	26.747	91.2		1:36.306	

57 David Wild ( ) — Lola T204

lap	Sect-1	Speed	Sect-2	Speed	Sect-3	Speed	TopSpeed	laptime	pit	lap	Sect-1	Speed	Sect-2	Speed	Sect-3	Speed	Topspeed	laptime	pit
1		98.3	39.559	92.6	26.072	90.3		1:44.837		7	29.057	104.4	38.878	92.9	25.987	90.1		1:33.922	
2	29.236	104.4	39.895	91.6	27.749	87.2		1:36.880		8	29.030	104.4	38.803	92.3	25.928	90.8		1:33.761	
3	46.751	43.2	55.605	51.4	37.501	51.6		2:19.857		9	28.840	106.2	38.671	93.3	26.583	90.8		1:34.094	
4	43.572	63.4	57.655	54.0	38.161	90.2		2:19.388		10	29.605	103.4	38.820	92.3	26.148	89.7		1:34.573	
5	29.611	105.0	39.877	92.2	26.225	90.1		1:35.713		11	29.143	102.8	38.590	92.4	26.121	88.7		1:33.854	
6	29.458	103.4	39.172	92.8	26.049	89.8		1:34.679		12	29.368	102.3	38.993	92.2	26.473	89.0		1:34.834	

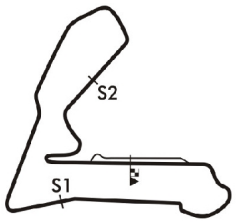

Session Start: 16:49:07 - Finish: 17:09:16
Weather/Track Conditions: Bright/Dry
Circuit: Croft
Track Length: 3.380 Km - 2.1002 miles

"Croft Nostalgia Weekend" Historic Race Meeting - 6 - 7 Aug 2016

HSCC Historic Formula Ford Championship in association with Avon Tyres

Race 7 - Sector Analysis

60 James Buckton ( ) — Elden Mk8

lap	Sect-1	Speed	Sect-2	Speed	Sect-3	Speed	TopSpeed	laptime	pit	lap	Sect-1	Speed	Sect-2	Speed	Sect-3	Speed	Topspeed	laptime	pit
1		103.6	39.676	95.2	26.506	92.1		1:45.696		7	28.827	106.7	38.638	95.2	26.513	91.6		1:33.978	
2	28.695	109.1	38.534	94.9	28.455	86.5		1:35.684		8	28.866	108.9	38.574	96.0	26.877	92.3		1:34.317	
3	46.108	49.7	56.153	48.8	37.408	56.9		2:19.669		9	29.078	107.2	38.608	94.0	26.341	91.9		1:34.027	
4	43.527	70.8	57.368	50.8	38.314	91.2		2:19.209		10	28.499	108.1	38.970	94.1	26.093	90.9		1:33.562	
5	29.554	107.5	38.619	95.7	26.885	92.6		1:35.058		11	28.920	109.3	38.373	93.1	26.363	91.1		1:33.656	
6	28.844	110.7	38.328	94.8	26.335	91.6		1:33.507		12	28.869	105.0	39.092	93.7	26.689	91.1		1:34.650	

64 Benjamin Tusting ( ) — Merlyn Mk20

lap	Sect-1	Speed	Sect-2	Speed	Sect-3	Speed	TopSpeed	laptime	pit	lap	Sect-1	Speed	Sect-2	Speed	Sect-3	Speed	Topspeed	laptime	pit
1		106.9	40.655	87.4	27.106	90.2		1:42.138		7	29.309	106.7	38.353	94.5	26.080	89.1		1:33.742	
2	28.459	107.2	37.990	96.1	27.072	84.0		1:33.521		8	29.182	103.6	38.195	94.5	25.799	89.4		1:33.176	
3	48.724	58.8	56.287	48.0	36.954	52.4		2:21.965		9	28.711	104.0	37.923	94.0	25.889	89.8		1:32.523	
4	43.251	65.0	58.047	48.7	38.499	91.2		2:19.797		10	28.958	103.1	37.992	94.1	25.963	89.6		1:32.913	
5	28.792	108.1	38.536	96.4	26.723	92.3		1:34.051		11	28.663	103.7	37.988	94.1	25.914	89.8		1:32.565	
6	29.753	104.2	39.201	91.7	26.486	91.2		1:35.440		12	28.728	103.4	38.560	94.8	25.910	86.0		1:33.198	

66 Andrew Wiggins ( ) — Titan Mk6

lap	Sect-1	Speed	Sect-2	Speed	Sect-3	Speed	TopSpeed	laptime	pit	lap	Sect-1	Speed	Sect-2	Speed	Sect-3	Speed	Topspeed	laptime	pit
1		102.1	39.999	93.1	26.562	89.8		1:48.058		7	29.544	104.2	39.887	92.8	27.782	90.8		1:37.213	
2	29.978	104.0	39.533	92.9	26.795	88.3		1:36.306		8	29.210	107.4	39.196	91.6	26.405	90.6		1:34.811	
3	45.821	46.2	55.246	52.6	38.429	47.7		2:19.496		9	29.239	106.0	38.868	92.9	26.878	89.7		1:34.985	
4	43.464	66.6	57.547	47.6	38.028	89.5		2:19.039		10	29.348	104.5	39.376	92.3	26.679	89.8		1:35.403	
5	30.115	104.5	40.045	91.8	26.509	88.9		1:36.669		11	29.788	103.9	39.764	91.6	26.913	89.6		1:36.465	
6	30.000	103.7	40.442	93.5	26.681	89.0		1:37.123		12	29.842	103.9	40.559	91.2	26.798	88.3		1:37.199	

70 Daniel Stanzl ( ) — Elden Mk8

lap	Sect-1	Speed	Sect-2	Speed	Sect-3	Speed	TopSpeed	laptime	pit	lap	Sect-1	Speed	Sect-2	Speed	Sect-3	Speed	Topspeed	laptime	pit
1		105.5	39.475	93.7	26.353	90.1		1:41.473		7	29.438	101.8	38.837	96.3	25.964	90.8		1:34.239	
2	28.721	105.7	38.220	94.7	26.731	89.5		1:33.672		8	29.286	106.2	38.106	96.4	25.994	90.6		1:33.386	
3	47.099	67.0	57.424	53.0	36.218	60.7		2:20.741		9	28.724	106.7	38.351	95.2	26.072	90.3		1:33.147	
4	43.558	75.6	59.273	39.5	38.231	89.4		2:21.062		10	29.019	105.4	38.867	94.0	26.179	90.1		1:34.065	
5	29.088	103.9	38.560	94.3	26.773	90.0		1:34.421		11	28.695	107.4	38.403	95.6	26.319	90.8		1:33.417	
6	29.548	101.2	39.409	92.6	26.302	89.0		1:35.259		12	28.680	105.7	38.684	93.9	26.462	89.8		1:33.826	

73 Edward Thurston ( ) — Elden Mk8

lap	Sect-1	Speed	Sect-2	Speed	Sect-3	Speed	TopSpeed	laptime	pit	lap	Sect-1	Speed	Sect-2	Speed	Sect-3	Speed	Topspeed	laptime	pit
1		102.0	40.341	94.9	27.533	90.0		1:50.117		7	28.996	104.9	38.717	94.5	26.559	90.3		1:34.272	
2	29.127	106.4	38.761	95.1	27.111	88.0		1:34.999		8	28.912	106.4	38.541	95.9	26.547	91.4		1:34.000	
3	45.604	48.7	55.264	55.5	38.697	43.6		2:19.565		9	29.190	107.2	40.443	91.4	26.620	91.6		1:36.253	
4	43.621	66.3	57.327	45.0	37.960	90.6		2:18.908		10	29.441	105.0	40.221	94.9	26.729	92.3		1:36.391	
5	29.587	103.7	40.249	95.1	26.644	91.1		1:36.480		11	28.828	109.1	39.645	95.6	26.921	92.1		1:35.394	
6	29.588	104.4	38.630	94.5	26.338	90.3		1:34.556		12	28.924	109.5	39.942	92.7	27.104	87.5		1:35.970	

79 Mark Shaw ( ) — Merlyn Mk20

lap	Sect-1	Speed	Sect-2	Speed	Sect-3	Speed	TopSpeed	laptime	pit	lap	Sect-1	Speed	Sect-2	Speed	Sect-3	Speed	Topspeed	laptime	pit
1		108.1	38.653	95.1	26.332	89.0		1:39.729		7	28.680	105.2	38.072	95.2	26.277	89.7		1:33.029	
2	28.893	109.5	38.588	94.9	26.705	86.7		1:34.186		8	28.817	105.2	38.005	95.3	26.079	89.8		1:32.901	
3	45.475	73.6	58.132	60.9	36.393	56.4		2:20.000		9	28.679	105.7	37.985	95.1	26.477	90.3		1:33.141	
4	43.035	71.3	1:00.318	41.5	38.500	90.0		2:21.853		10	28.420	105.7	38.046	93.3	26.510	90.2		1:32.976	
5	29.066	105.7	38.168	94.5	26.256	90.2		1:33.490		11	28.756	104.9	37.974	94.5	26.376	90.6		1:33.106	
6	28.852	103.6	37.989	95.2	25.969	90.2		1:32.810		12	28.742	104.7	38.898	94.8	27.061	90.0		1:34.701	

81 James Lovett ( ) — Lola T200

lap	Sect-1	Speed	Sect-2	Speed	Sect-3	Speed	TopSpeed	laptime	pit	lap	Sect-1	Speed	Sect-2	Speed	Sect-3	Speed	Topspeed	laptime	pit
1		99.0	42.582	93.5	27.389	90.0		1:55.333		7	30.363	100.5	40.777	92.1	26.573	90.2		1:37.713	
2	30.338	98.7	40.941	93.6	27.899	90.7		1:39.178		8	29.808	101.4	40.343	92.3	26.992	90.4		1:37.143	
3	45.371	60.1	54.303	76.7	38.348	61.7		2:18.022		9	30.013	100.5	40.436	90.9	26.858	89.4		1:37.307	
4	47.356	77.7	54.968	36.5	39.380	90.2		2:21.704		10	29.982	100.6	40.528	92.6	26.806	89.6		1:37.316	
5	30.572	100.5	41.370	90.7	26.992	91.1		1:38.934		11	30.028	100.6	40.810	92.3	26.592	89.8		1:37.430	
6	30.272	99.9	40.352	92.7	26.714	90.0		1:37.338		12	30.520	97.7	40.977	91.8	26.927	89.4		1:38.424	

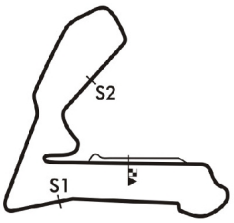

Session Start: 16:49:07 - Finish: 17:09:16
Weather/Track Conditions: Bright/Dry
Circuit: Croft
Track Length: 3.380 Km - 2.1002 miles

"Croft Nostalgia Weekend" Historic Race Meeting - 6 - 7 Aug 2016

HSCC Historic Formula Ford Championship in association with Avon Tyres

Race 7 - Sector Analysis

94 Geoffrey Underwood (N) — Merlyn Mk20

lap	Sect-1	Speed	Sect-2	Speed	Sect-3	Speed	TopSpeed	laptime	pit	lap	Sect-1	Speed	Sect-2	Speed	Sect-3	Speed	Topspeed	laptime	pit
1		100.3	42.798	93.1	27.884	91.6		1:56.456		7	31.156	102.5	40.636	91.9	27.231	89.6		1:39.023	
2	30.366	102.9	40.223	92.9	27.809	90.9		1:38.398		8	31.061	102.5	41.062	91.2	27.010	90.0		1:39.133	
3	45.638	59.5	54.334	80.4	38.001	65.0		2:17.973		9	30.614	102.8	40.204	91.3	27.000	89.2		1:37.818	
4	48.121	82.0	54.775	36.4	39.861	89.0		2:22.757		10	30.926	102.3	40.152	91.9	27.007	89.8		1:38.085	
5	31.733	101.7	41.188	90.9	27.141	90.1		1:40.062		11	31.163	102.6	41.311	90.2	27.312	89.4		1:39.786	
6	31.384	102.1	40.687	91.7	27.111	90.1		1:39.182		12	31.076	102.5	41.276	91.1	27.744	86.0		1:40.096	

95 John Hayes-Harlow ( ) — Merlyn Mk11A

lap	Sect-1	Speed	Sect-2	Speed	Sect-3	Speed	TopSpeed	laptime	pit	lap	Sect-1	Speed	Sect-2	Speed	Sect-3	Speed	Topspeed	laptime	pit
1		101.4	39.991	91.8	27.618	84.9		1:50.093		7	29.949	102.6	46.076	81.2	27.638	84.0		1:43.663	
2	29.860	108.1	39.546	91.2	26.996	85.8		1:36.402		8	31.310	98.7	40.716	88.1	27.463	83.4		1:39.489	
3	45.555	50.8	55.290	56.8	38.693	41.6		2:19.538		9	29.868	100.2	39.491	89.4	26.939	84.0		1:36.298	
4	45.215	58.3	56.591	51.5	37.398	85.8		2:19.204		10	29.935	101.2	39.527	90.2	27.290	84.3		1:36.752	
5	30.280	102.0	39.522	88.8	26.574	87.3		1:36.376		11	29.792	101.7	39.878	86.3	27.300	86.4		1:36.970	
6	29.588	103.2	39.473	92.4	27.118	87.6		1:36.179		12	29.774	101.2	39.208	90.7	27.054	85.7		1:36.036	

97 Robert Tusting ( ) — Lola T200

lap	Sect-1	Speed	Sect-2	Speed	Sect-3	Speed	TopSpeed	laptime	pit	lap	Sect-1	Speed	Sect-2	Speed	Sect-3	Speed	Topspeed	laptime	pit
1		99.3	39.114	94.5	26.618	90.6		1:42.299		7	28.966	107.9	39.222	94.9	26.352	90.1		1:34.540	
2	28.584	108.2	38.098	93.1	28.671	84.5		1:35.353		8	29.159	111.8	38.802	94.5	26.798	90.2		1:34.759	
3	48.014	49.9	55.897	50.8	36.931	49.6		2:20.842		9	29.148	103.7	38.519	94.1	26.117	90.2		1:33.784	
4	43.276	61.6	57.925	46.9	38.889	90.0		2:20.090		10	28.731	104.5	39.630	94.0	26.227	90.8		1:34.588	
5	29.616	101.8	38.604	93.6	25.974	90.3		1:34.194		11	28.727	106.9	38.299	94.7	26.418	91.3		1:33.444	
6	28.987	104.5	39.043	92.3	26.816	91.1		1:34.846		12	28.692	108.2	39.221	95.3	26.587	91.6		1:34.500	

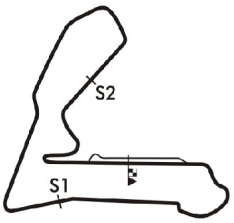

Session Start: 16:49:07 - Finish: 17:09:16
Weather/Track Conditions: Bright/Dry
Circuit: Croft
Track Length: 3.380 Km - 2.1002 miles

"Croft Nostalgia Weekend" Historic Race Meeting - 6 - 7 Aug 2016

HSCC Historic Formula Ford Championship in association with Avon Tyres

Race 7 - Best Sector Times

			Sector 1			Sector 2			Sector 3					
POS	NO	DRIVER/S	TIME	LAP	POS	TIME	LAP	POS	TIME	LAP	POS	IDEAL LAP	BEST LAP	On
1	43	Callum Grant	28.353	8	3	37.720	8	1	25.658	6	1	1:31.731	**1:31.898**	**6**
2	31	Rob Wainwright	28.437	5	6	38.035	5	5	25.869	2	5	1:32.341	**1:32.371**	**5**
3	16	Simon Toyne	28.173	11	1	38.148	10	9	25.888	7	6	1:32.209	**1:32.592**	**6**
4	79	Mark Shaw	28.420	10	4	37.974	11	3	25.969	6	11	1:32.363	**1:32.810**	**6**
5	64	Benjamin Tusting	28.459	2	7	37.923	9	2	25.799	8	2	1:32.181	**1:32.523**	**9**
6	70	Daniel Stanzl	28.680	12	11	38.106	8	8	25.964	7	10	1:32.750	**1:33.147**	**9**
7	3	Benn Simms	28.435	6	5	38.092	9	6	25.916	5	8	1:32.443	**1:32.920**	**9**
8	37	Will Nuthall	28.322	9	2	38.341	8	11	25.910	7	7	1:32.573	**1:33.155**	**9**
9	60	James Buckton	28.499	10	8	38.328	6	10	26.093	10	13	1:32.920	**1:33.507**	**6**
10	97	Robert Tusting	28.584	2	10	38.098	2	7	25.974	5	12	1:32.656	**1:33.444**	**11**
11	57	David Wild	28.840	9	16	38.590	11	16	25.928	8	9	1:33.358	**1:33.761**	**8**
12	14	Neil Shinner	28.739	2	13	38.658	8	18	26.345	11	20	1:33.742	**1:34.040**	**11**
13	36	Rob Smith	28.714	6	12	38.419	9	13	25.841	12	3	1:32.974	**1:33.800**	**9**
14	56	Roland Svensson	29.185	7	18	38.741	2	19	26.312	8	17	1:34.238	**1:34.833**	**7**
15	73	Edward Thurston	28.828	11	15	38.541	8	15	26.338	6	18	1:33.707	**1:34.000**	**8**
16	66	Andrew Wiggins	29.210	8	20	38.868	9	20	26.405	8	21	1:34.483	**1:34.811**	**8**
17	54	Alex Meek	29.091	9	17	39.347	8	24	26.222	9	14	1:34.660	**1:34.753**	**9**
18	42	Cormac Flanagan	29.230	6	21	39.137	8	21	26.598	12	25	1:34.965	**1:35.161**	**8**
19	21	Ross Drybrough	28.816	7	14	38.488	10	14	26.345	7	19	1:33.649	**1:34.260**	**6**
20	20	Kevin Stanzl	29.185	11	19	38.369	10	12	26.267	9	15	1:33.821	**1:34.185**	**9**
21	95	John Hayes-Harlow	29.588	6	23	39.208	12	22	26.574	5	24	1:35.370	**1:36.036**	**12**
22	11	Roy Siergiejew	29.842	12	25	39.297	12	23	26.615	7	26	1:35.754	**1:36.002**	**12**
23	27	Dick Dixon	29.937	12	26	39.532	9	25	26.431	6	22	1:35.900	**1:36.318**	**10**
24	81	James Lovett	29.808	8	24	40.343	8	28	26.573	7	23	1:36.724	**1:37.143**	**8**
25	94	Geoffrey Underwood	30.366	2	29	40.152	10	26	27.000	9	27	1:37.518	**1:37.818**	**9**
26	26	John Slack	30.151	7	27	40.152	12	27	27.305	5	30	1:37.608	**1:38.665**	**12**
27	41	Peter Hamilton	30.201	10	28	40.489	12	30	27.123	6	29	1:37.813	**1:38.746**	**10**
28	55	Roger Arnold	30.421	2	30	40.680	5	31	27.557	5	32	1:38.658	**1:39.084**	**2**
29	48	Benn Tilley	28.533	2	9	38.010	2	4	25.847	1	4	1:32.390	**1:33.565**	**2**
30	47	Louis Hanjoul	30.928	2	31	41.297	2	32	27.076	2	28	1:39.301	**1:39.301**	**2**
31	38	Pertti Kiiveri	29.454	2	22	38.615	2	17	26.309	1	16	1:34.378	**1:43.145**	**1**
32	46	Stuart Dix	33.876	1	32	40.358	1	29	27.454	1	31	1:41.688	**1:50.825**	**1**

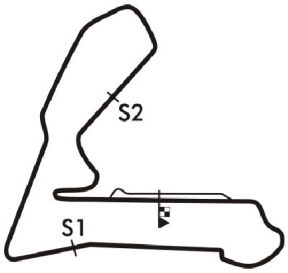

Session Start: 16:49:07 - Finish: 17:09:16
Weather/Track Conditions: Bright/Dry
Circuit: Croft
Track Length: 3.380 Km - 2.1002 miles

"Croft Nostalgia Weekend" Historic Race Meeting - 6 - 7 Aug 2016

HSCC Historic Formula Ford Championship in association with Avon Tyres

Race 7 - Best Sector Speeds

	NO	SECTOR 1	MPH	NO	SECTOR 2	MPH	NO	SECTOR 3	MPH
1	38	Pertti Kiiveri	113.2	64	Benjamin Tusting	96.4	56	Roland Svensson	92.6
2	97	Robert Tusting	111.8	70	Daniel Stanzl	96.4	60	James Buckton	92.6
3	60	James Buckton	110.7	60	James Buckton	96.0	48	Benn Tilley	92.4
4	36	Rob Smith	110.0	73	Edward Thurston	95.9	37	Will Nuthall	92.3
5	37	Will Nuthall	109.5	21	Ross Drybrough	95.7	64	Benjamin Tusting	92.3
6	73	Edward Thurston	109.5	16	Simon Toyne	95.6	73	Edward Thurston	92.3
7	79	Mark Shaw	109.5	20	Kevin Stanzl	95.5	3	Benn Simms	91.9
8	31	Rob Wainwright	109.3	37	Will Nuthall	95.5	16	Simon Toyne	91.9
9	48	Benn Tilley	109.1	43	Callum Grant	95.5	55	Roger Arnold	91.9
10	3	Benn Simms	108.8	36	Rob Smith	95.3	21	Ross Drybrough	91.8
11	16	Simon Toyne	108.4	79	Mark Shaw	95.3	36	Rob Smith	91.8
12	64	Benjamin Tusting	108.1	97	Robert Tusting	95.3	94	Geoffrey Underwood	91.6
13	95	John Hayes-Harlow	108.1	3	Benn Simms	95.2	97	Robert Tusting	91.6
14	21	Ross Drybrough	107.5	48	Benn Tilley	94.8	27	Dick Dixon	91.4
15	56	Roland Svensson	107.5	56	Roland Svensson	94.8	20	Kevin Stanzl	91.2
16	26	John Slack	107.4	38	Pertti Kiiveri	94.7	81	James Lovett	91.1
17	66	Andrew Wiggins	107.4	31	Rob Wainwright	94.3	31	Rob Wainwright	90.9
18	70	Daniel Stanzl	107.4	42	Cormac Flanagan	94.3	11	Roy Siergiejew	90.8
19	20	Kevin Stanzl	106.7	11	Roy Siergiejew	94.1	14	Neil Shinner	90.8
20	14	Neil Shinner	106.5	27	Dick Dixon	93.9	57	David Wild	90.8
21	57	David Wild	106.2	14	Neil Shinner	93.7	66	Andrew Wiggins	90.8
22	54	Alex Meek	106.0	81	James Lovett	93.6	70	Daniel Stanzl	90.8
23	11	Roy Siergiejew	105.7	55	Roger Arnold	93.5	43	Callum Grant	90.7
24	42	Cormac Flanagan	105.7	66	Andrew Wiggins	93.5	42	Cormac Flanagan	90.6
25	43	Callum Grant	105.4	57	David Wild	93.3	79	Mark Shaw	90.6
26	27	Dick Dixon	104.4	94	Geoffrey Underwood	93.1	47	Louis Hanjoul	90.1
27	94	Geoffrey Underwood	102.9	41	Peter Hamilton	92.7	26	John Slack	89.8
28	41	Peter Hamilton	102.5	95	John Hayes-Harlow	92.4	54	Alex Meek	89.8
29	46	Stuart Dix	102.1	46	Stuart Dix	92.3	38	Pertti Kiiveri	89.7
30	55	Roger Arnold	101.5	26	John Slack	92.1	46	Stuart Dix	89.5
31	81	James Lovett	101.4	54	Alex Meek	91.4	41	Peter Hamilton	88.8
32	47	Louis Hanjoul	100.8	47	Louis Hanjoul	90.0	95	John Hayes-Harlow	87.6

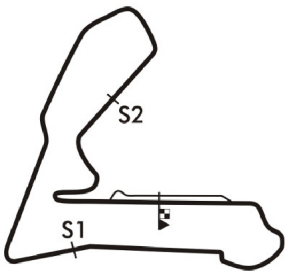

Session Start: 16:49:07 - Finish: 17:09:16
Weather/Track Conditions: Bright/Dry
Circuit: Croft
Track Length: 3.380 Km - 2.1002 miles

"Croft Nostalgia Weekend" Historic Race Meeting - 6 - 7 Aug 2016

HSCC Historic Formula Ford Championship in association with Avon Tyres

Race 7 - Lap Chart

Lap 1			Lap 2			Lap 3			Lap 4			Lap 5			Lap 6		
NO	Behind	Laptime	NO	Behind	Laptime	NO	Behind	Laptime	NO	Behind	Laptime	NO	Behind	Laptime	NO	Behind	Laptime
43		1:37.827	43		1:32.356	43		2:21.090	43		2:22.462	43		1:32.075	43		1:31.898
16	0.924	1:38.751	16	2.011	1:33.443	16	1.007	2:20.086	16	0.746	2:22.201	31	1.500	1:32.371	31	2.273	1:32.671
79	1.902	1:39.729	31	2.506	1:32.891	31	1.694	2:20.278	31	1.204	2:21.972	16	1.944	1:33.273	16	2.638	1:32.592
31	1.971	1:39.798	79	3.732	1:34.186	79	2.642	2:20.000	79	2.033	2:21.853	79	3.448	1:33.490	79	4.360	1:32.810
48	2.920	1:40.747	48	4.129	1:33.565	48	3.715	2:20.676	48	2.164	2:20.911	70	5.559	1:34.421	70	8.920	1:35.259
70	3.646	1:41.473	70	4.962	1:33.672	70	4.613	2:20.741	70	3.213	2:21.062	64	5.662	1:34.051	64	9.204	1:35.440
64	4.311	1:42.138	64	5.476	1:33.521	64	6.351	2:21.965	64	3.686	2:19.797	97	6.968	1:34.194	37	9.464	1:34.085
97	4.472	1:42.299	97	7.469	1:35.353	97	7.221	2:20.842	97	4.849	2:20.090	37	7.277	1:34.043	97	9.916	1:34.846
3	5.284	1:43.111	37	9.683	1:34.559	37	7.579	2:18.986	37	5.309	2:20.192	3	8.154	1:34.335	3	10.645	1:34.389
38	5.318	1:43.145	14	9.717	1:35.937	14	8.048	2:19.421	14	5.640	2:20.054	14	9.208	1:35.643	60	11.115	1:33.507
14	6.136	1:43.963	3	10.777	1:37.849	3	8.556	2:18.869	3	5.894	2:19.800	60	9.506	1:35.058	14	12.248	1:34.938
57	7.010	1:44.837	60	11.197	1:35.684	60	9.776	2:19.669	60	6.523	2:19.209	57	10.865	1:35.713	57	13.646	1:34.679
37	7.480	1:45.307	57	11.534	1:36.880	57	10.301	2:19.857	57	7.227	2:19.388	56	11.250	1:35.082	56	14.478	1:35.126
60	7.869	1:45.696	56	11.854	1:35.787	56	11.320	2:20.556	56	8.243	2:19.385	66	13.758	1:36.669	73	16.917	1:34.556
56	8.423	1:46.250	66	14.181	1:36.306	66	12.587	2:19.496	66	9.164	2:19.039	73	14.259	1:36.480	66	18.983	1:37.123
66	10.231	1:48.058	73	14.933	1:34.999	73	13.408	2:19.565	73	9.854	2:18.908	20	14.906	1:36.678	20	19.793	1:36.785
20	11.085	1:48.912	20	15.462	1:36.733	20	13.737	2:19.365	20	10.303	2:19.028	95	15.803	1:36.376	36	19.947	1:34.580
95	12.266	1:50.093	95	16.312	1:36.402	95	14.760	2:19.538	95	11.502	2:19.204	54	16.675	1:36.552	95	20.084	1:36.179
73	12.290	1:50.117	54	17.012	1:36.846	54	15.523	2:19.601	54	12.198	2:19.137	36	17.265	1:35.251	54	20.349	1:35.572
54	12.522	1:50.349	42	17.338	1:36.339	42	16.177	2:19.929	42	12.929	2:19.214	42	17.604	1:36.750	42	20.971	1:35.265
46	12.998	1:50.825	36	20.170	1:38.642	36	16.613	2:17.533	36	14.089	2:19.938	21	20.566	1:35.478	21	22.928	1:34.260
42	13.355	1:51.182	11	21.434	1:39.623	11	17.553	2:17.209	11	15.846	2:20.755	11	22.806	1:39.035	11	28.848	1:37.940
36	13.884	1:51.711	21	21.750	1:37.253	21	18.289	2:17.629	21	17.163	2:21.336	27	24.493	1:38.389	27	29.408	1:36.813
11	14.167	1:51.994	27	22.902	1:40.100	27	19.375	2:17.563	27	18.179	2:21.266	55	27.108	1:39.752	81	32.801	1:37.338
27	15.158	1:52.985	**38**	23.661	1:50.699	55	20.625	2:17.904	55	19.431	2:21.268	81	27.361	1:38.934	94	37.120	1:39.182
21	16.853	1:54.680	55	23.811	1:39.084	81	21.260	2:18.022	81	20.502	2:21.704	94	29.836	1:40.062	41	40.273	1:40.192
55	17.083	1:54.910	81	24.328	1:39.178	94	21.554	2:17.973	94	21.849	2:22.757	41	31.979	1:40.930	26	41.218	1:40.650
81	17.506	1:55.333	94	24.671	1:38.398	41	23.060	2:18.587	41	23.124	2:22.526	26	32.466	1:40.049			
41	18.432	1:56.259	41	25.563	1:39.487	47	23.672	2:18.150	26	24.492	2:22.449						
94	18.629	1:56.456	47	26.612	1:39.301	26	24.505	2:13.828	**47**	33.423	2:32.213						
26	19.470	1:57.297	26	31.767	1:44.653												
47	19.667	1:57.494															

Session Start: 16:49:07 - Finish: 17:09:16
Weather/Track Conditions: Bright/Dry
Circuit: Croft
Track Length: 3.380 Km - 2.1002 miles

MST
Full results available at www.mstworld.com. Email: timing@mstworld.com

Printed : 06-08-2016 - 17:16

"Croft Nostalgia Weekend" Historic Race Meeting - 6 - 7 Aug 2016

HSCC Historic Formula Ford Championship in association with Avon Tyres

Race 7 - Lap Chart

Lap 7			Lap 8			Lap 9			Lap 10			Lap 11			Lap 12		
NO	Behind	Laptime	NO	Behind	Laptime	NO	Behind	Laptime	NO	Behind	Laptime	NO	Behind	Laptime	NO	Behind	Laptime
43		1:32.477	43		1:31.934	43		1:32.514	43		1:32.207	43		1:32.436	43		1:32.598
31	2.626	1:32.830	31	3.391	1:32.699	31	3.760	1:32.883	31	4.080	1:32.527	31	4.373	1:32.729	31	4.882	1:33.107
16	2.976	1:32.815	16	3.875	1:32.833	16	4.067	1:32.706	16	4.478	1:32.618	16	4.924	1:32.882	16	5.285	1:32.959
79	4.912	1:33.029	79	5.879	1:32.901	79	6.506	1:33.141	79	7.275	1:32.976	79	7.945	1:33.106	79	10.048	1:34.701
64	10.469	1:33.742	64	11.711	1:33.176	64	11.720	1:32.523	64	12.426	1:32.913	64	12.555	1:32.565	64	13.155	1:33.198
70	10.682	1:34.239	70	12.134	1:33.386	70	12.767	1:33.147	37	14.255	1:33.258	37	15.179	1:33.360	70	16.834	1:33.826
37	11.034	1:34.047	37	12.563	1:33.463	37	13.204	1:33.155	70	14.625	1:34.065	70	15.606	1:33.417	3	16.993	1:33.695
97	11.979	1:34.540	3	13.642	1:33.468	3	14.048	1:32.920	3	15.078	1:33.237	3	15.896	1:33.254	37	17.225	1:34.644
3	12.108	1:33.940	97	14.804	1:34.759	97	16.074	1:33.784	60	17.867	1:33.562	60	19.087	1:33.656	60	21.139	1:34.650
60	12.616	1:33.978	60	14.999	1:34.317	60	16.512	1:34.027	97	18.455	1:34.588	97	19.463	1:33.444	97	21.365	1:34.500
14	14.140	1:34.369	14	16.403	1:34.197	14	18.205	1:34.316	57	20.864	1:34.573	57	22.282	1:33.854	57	24.518	1:34.834
57	15.091	1:33.922	57	16.918	1:33.761	57	18.498	1:34.094	14	21.747	1:35.749	14	23.351	1:34.040	14	25.067	1:34.314
56	16.834	1:34.833	56	20.082	1:35.182	56	24.060	1:36.492	56	27.837	1:35.984	56	30.765	1:35.364	36	33.368	1:34.834
73	18.712	1:34.272	73	20.778	1:34.000	73	24.517	1:36.253	36	28.374	1:35.209	36	31.132	1:35.194	56	34.473	1:36.306
36	21.679	1:34.209	36	24.086	1:34.341	36	25.372	1:33.800	73	28.701	1:36.391	73	31.659	1:35.394	73	35.031	1:35.970
20	23.044	1:35.728	20	25.804	1:34.694	20	27.475	1:34.185	20	29.756	1:34.488	66	36.292	1:36.465	66	40.893	1:37.199
66	23.719	1:37.213	66	26.596	1:34.811	66	29.067	1:34.985	66	32.263	1:35.403	54	36.856	1:36.392	54	41.251	1:36.993
54	24.193	1:36.321	54	27.250	1:34.991	54	29.489	1:34.753	54	32.900	1:35.618	42	40.124	1:36.177	42	43.019	1:35.493
42	25.771	1:37.277	42	28.998	1:35.161	42	32.044	1:35.560	42	36.383	1:36.546	21	42.347	1:35.160	21	44.461	1:34.712
95	31.270	1:43.663	21	35.351	1:35.622	21	37.506	1:34.669	21	39.623	1:34.324	20	47.286	1:49.966	20	51.524	1:36.836
21	31.663	1:41.212	95	38.825	1:39.489	95	42.609	1:36.298	95	47.154	1:36.752	95	51.688	1:36.970	95	55.126	1:36.036
11	33.892	1:37.521	11	39.160	1:37.202	11	43.237	1:36.591	27	47.636	1:36.318	11	52.056	1:36.486	11	55.460	1:36.002
27	34.433	1:37.502	27	39.536	1:37.037	27	43.525	1:36.503	11	48.006	1:36.976	27	52.459	1:37.259	27	56.614	1:36.753
81	38.037	1:37.713	81	43.246	1:37.143	81	48.039	1:37.307	81	53.148	1:37.316	81	58.142	1:37.430	81	1:03.968	1:38.424
94	43.666	1:39.023	94	50.865	1:39.133	94	56.169	1:37.818	94	1:02.047	1:38.085	94	1:09.397	1:39.786	94	1:16.895	1:40.096
26	48.656	1:39.915	26	56.144	1:39.422	26	1:02.911	1:39.281	26	1:09.509	1:38.805	26	1:16.055	1:38.982	26	1:22.122	1:38.665
41	49.189	1:41.393	41	57.092	1:39.837	41	1:03.480	1:38.902	41	1:10.019	1:38.746	41	1:16.827	1:39.244	41	1:23.954	1:39.725

Session Start: 16:49:07 - Finish: 17:09:16
Weather/Track Conditions: Bright/Dry
Circuit: Croft
Track Length: 3.380 Km - 2.1002 miles

"Croft Nostalgia Weekend" Historic Race Meeting - 6 - 7 Aug 2016

HSCC Historic Formula Ford 2000 & HSCC Classic Clubmans

Qualifying for Races 8 & 9 - Classification

Sheet No:

POS	NO	DRIVER/S	CLASS	CLASS POS	CAR MAKE / MODEL	TIME	ON	LAPS	GAP	DIFF	MPH
1	1	Mark Charteris	CLA	1	Mallock Mk20/21	1:23.167	5	9			90.91
2	2	John Harrison	CLA	2	Mallock Mk21	1:25.752	7	8	2.585	2.585	88.17
3	17	Alan Cook	CLA	3	Mallock Mk20	1:27.602	8	9	4.435	1.850	86.31
4	16	Mike Evans	CLA	4	Mallock Mk20/21	1:27.826	4	7	4.659	0.224	86.09
5	27	Andrew Park	A	1	Reynard SF81	1:27.906	8	10	4.739	0.080	86.01
6	3	Andrew Smith	A	2	Royale RP27	1:27.907	9	9	4.740	0.001	86.01
7	14	David Wale	CLA	5	Mallock Mk20B/21	1:29.476	9	9	6.309	1.569	84.50
8	51	Graham Ridgway	A	3	Reynard SF78	1:29.988	9	9	6.821	0.512	84.02
9	59	Tom White	B	1	Osella FAF	1:30.306	4	9	7.139	0.318	83.72
10	72	Andrew Storer	A	4	Reynard SF79	1:31.058	1	9	7.891	0.752	83.03
11	18	Stephen Glasswell	A	5	Reynard SF79	1:31.115	4	9	7.948	0.057	82.98
12	77	David Walton	A	6	Royale RP27	1:31.180	4	9	8.013	0.065	82.92
13	75	Colin Wright	A	7	Reynard SF79	1:31.459	1	9	8.292	0.279	82.67
14	15	Mick Whitehead	A	8	Reynard SF79	1:31.602	8	9	8.435	0.143	82.54
15	6	Jeremy Main	A	9	Reynard SF79	1:32.022	7	9	8.855	0.420	82.16
16	50	Clive Wood	CLB	1	Mallock Mk20B	1:32.098	5	7	8.931	0.076	82.10
17	28	Fraser Collins	A	10	Lola T580	1:32.187	8	9	9.020	0.089	82.02
18	34	Dale Spruce	A	11	Reynard SF79	1:32.653	9	9	9.486	0.466	81.60
19	12	Matthew Dunne	A	12	Royale RP27	1:33.388	4	9	10.221	0.735	80.96
20	99	Geoffrey O'nion	A	13	Reynard SF77	1:33.725	7	9	10.558	0.337	80.67
21	71	John Crowson	A	14	Royale RP27	1:34.183	7	9	11.016	0.458	80.28
22	20	David Margetts	B	2	Dulon MP21	1:35.105	7	8	11.938	0.922	79.50
23	6	David Barnett	CLB	2	Mallock Mk18	1:35.174	6	8	12.007	0.069	79.44
24	51	Philip Hart	CLB	3	Mallock Mk16	1:35.855	7	8	12.688	0.681	78.88
25	88	Peter Carter	CLA	6	Phantom P79	1:36.178	5	8	13.011	0.323	78.61
26	58	John Muirhead	CLB	4	Mallock Mk18	1:36.355	5	8	13.188	0.177	78.47
27	66	Adam Wheeler	CLB	5	Mallock Mk16	1:36.622	3	8	13.455	0.267	78.25
28	68	David Facer	CLB	6	Mallock Mk18BW	1:37.344	5	5	14.177	0.722	77.67
29	35	Roger Waite	CLA	7	Royale S2000M	1:37.625	6	8	14.458	0.281	77.45
30	78	Jeremy Caine	B	3	Lola T580	1:38.068	5	8	14.901	0.443	77.10
31	60	Trish Hunter	CLB	7	Mallock Mk16	1:39.631	8	8	16.464	1.563	75.89
32	46	John Bowles	C	1	Elden PRH14	1:40.657	2	8	17.490	1.026	75.11
33	19	James Stewart	B	4	Crossle 33F	1:53.113	5	7	29.946	12.456	66.84
34	90	Scott Goodfellow	CLC	1	Mallock Mk6B	2:14.943	2	3	51.776	21.830	56.03

Car 77 requires a working transponder - Regulation Q.12.2.1 refers.
A 30 second penalty will be applied if not working in the race.

Session Start: 17:19:02 - Finish: 17:34:02
Weather/Track Conditions: Bright/Dry
Circuit: Croft
Track Length: 3.380 Km - 2.1002 miles

These results are provisional until the conclusion of any judicial and technical matters.

Clerk of the Course:	Timekeeper:	Issued at:
Julian Floyd	Nick Palmer	

MST

Printed : 06-08-2016 - 17:36

Full results available at www.mstworld.com. Email: timing@mstworld.com

"Croft Nostalgia Weekend" Historic Race Meeting - 6 - 7 Aug 2016

HSCC Historic Formula Ford 2000 & HSCC Classic Clubmans

Qualifying for Races 8 & 9 - Sector Analysis

1 Mark Charteris (CLA) — Mallock Mk20/21

lap	Sect-1	Speed	Sect-2	Speed	Sect-3	Speed	TopSpeed	laptime	pit	lap	Sect-1	Speed	Sect-2	Speed	Sect-3	Speed	Topspeed	laptime	pit
1	28.722	98.0	36.951	106.2	24.199	102.5		1:29.872		6	26.586	119.6	36.504	107.2	24.558	102.6		1:27.648	
2	26.567	118.1	36.408	101.8	25.161	101.8		1:28.136		7	26.999	118.6	38.124	103.9	24.771	102.8		1:29.894	
3	26.442	118.4	33.945	106.0	23.726	101.8		1:24.113		8	27.659	116.5	37.083	105.0	23.871	101.4		1:28.613	
4	25.675	120.7	33.863	105.5	23.948	101.7		1:23.486		9	26.030	120.7	35.083	105.5	24.095	100.5		1:25.208	
5	25.559	120.1	33.779	107.4	23.829	101.7		1:23.167		10									

2 John Harrison (CLA) — Mallock Mk21

lap	Sect-1	Speed	Sect-2	Speed	Sect-3	Speed	TopSpeed	laptime	pit	lap	Sect-1	Speed	Sect-2	Speed	Sect-3	Speed	Topspeed	laptime	pit
1	29.539	113.9	36.007	105.5	25.088	102.9		1:30.634		5	26.459	117.5	35.015	106.0	24.751	103.6		1:26.225	
2	26.519	117.3	35.440	107.5	24.916	103.1		1:26.875		6	26.521	116.9	35.180	106.7	24.988	102.8		1:26.689	
3	28.090	115.3	35.763	106.9	24.966	102.6		1:28.819		7	26.328	118.4	34.844	106.0	24.580	102.9		1:25.752	
4	27.089	117.1	34.795	107.5	24.876	102.5		1:26.760		8	28.552	112.6	35.057	103.7				1:29.111	

3 Andrew Smith (A) — Royale RP27

lap	Sect-1	Speed	Sect-2	Speed	Sect-3	Speed	TopSpeed	laptime	pit	lap	Sect-1	Speed	Sect-2	Speed	Sect-3	Speed	Topspeed	laptime	pit
1	28.860	109.3	36.114	101.2	25.126	95.9		1:30.100		6	27.972	109.1	36.378	98.4	25.117	95.9		1:29.467	
2	26.952	110.9	36.470	102.1	24.857	95.2		1:28.279		7	27.442	111.7	37.516	102.1	25.355	96.6		1:30.313	
3	27.992	111.1	36.796	98.3	25.392	96.0		1:30.180		8	27.376	110.0	38.026	92.6	25.376	96.1		1:30.778	
4	27.297	111.3	35.883	101.5	24.833	95.6		1:28.013		9	27.036	110.9	35.613	102.5	25.258	96.3		1:27.907	
5	26.761	112.2	36.055	100.0	26.358	97.1		1:29.174		10									

6 David Barnett (CLB) — Mallock Mk18

lap	Sect-1	Speed	Sect-2	Speed	Sect-3	Speed	TopSpeed	laptime	pit	lap	Sect-1	Speed	Sect-2	Speed	Sect-3	Speed	Topspeed	laptime	pit
1	32.246	98.1	40.246	89.8	27.376	87.5		1:39.868		5	29.737	100.0	39.706	90.3	26.789	87.0		1:36.232	
2	29.810	100.3	40.261	91.6	26.744	87.0		1:36.815		6	29.475	100.5	39.263	91.6	26.436	86.3		1:35.174	
3	29.917	101.5	40.708	88.8	27.938	86.9		1:38.563		7	31.043	100.2	39.408	90.3	26.896	86.8		1:37.347	
4	30.376	99.9	39.846	90.9	27.150	87.6		1:37.372		8	29.979	100.8	39.382	91.1	27.098	88.0		1:36.459	

6 Jeremy Main (A) — Reynard SF79

lap	Sect-1	Speed	Sect-2	Speed	Sect-3	Speed	TopSpeed	laptime	pit	lap	Sect-1	Speed	Sect-2	Speed	Sect-3	Speed	Topspeed	laptime	pit
1	29.541	106.5	38.835	94.9	26.340	93.7		1:34.716		6	28.570	106.9	37.814	96.1	26.340	93.9		1:32.724	
2	29.015	106.4	38.250	96.3	26.278	94.0		1:33.543		7	28.433	108.6	37.524	96.8	26.065	94.4		1:32.022	
3	28.751	108.1	38.886	96.1	26.577	94.0		1:34.214		8	28.423	108.1	38.105	95.2	26.244	94.7		1:32.772	
4	29.904	105.0	37.859	96.4	25.966	94.3		1:33.729		9	30.224	105.5	40.436	94.1	27.417	73.3		1:38.077	
5				90.6	26.126	94.9		1:33.904		10									

12 Matthew Dunne (A) — Royale RP27

lap	Sect-1	Speed	Sect-2	Speed	Sect-3	Speed	TopSpeed	laptime	pit	lap	Sect-1	Speed	Sect-2	Speed	Sect-3	Speed	Topspeed	laptime	pit
1	29.070	105.0	38.918	96.7	26.208	91.6		1:34.196		6	28.637	105.2	39.029	94.4	26.415	90.9		1:34.081	
2	29.156	103.9	40.318	91.9	27.168	91.6		1:36.642		7	28.822	102.8	38.526	95.1	26.762	91.1		1:34.110	
3	28.699	104.9	38.117	95.2	27.722	90.7		1:34.538		8	29.654	101.1	38.948	95.1	26.395	89.5		1:34.997	
4	28.850	104.9	38.488	94.9	26.050	90.9		1:33.388		9	29.021	104.7	38.192	94.0	26.666	90.1		1:33.879	
5	30.477	98.0	39.917	92.4	26.326	91.8		1:36.720		10									

14 David Wale (CLA) — Mallock Mk20B/21

lap	Sect-1	Speed	Sect-2	Speed	Sect-3	Speed	TopSpeed	laptime	pit	lap	Sect-1	Speed	Sect-2	Speed	Sect-3	Speed	Topspeed	laptime	pit
1	29.068	107.4	39.203	99.3	25.561	97.5		1:33.832		6	27.638	112.2	40.324	98.5	26.578	99.3		1:34.540	
2	28.512	109.3	38.202	101.5	25.581	98.1		1:32.295		7	28.369	112.0	36.161	103.7	25.115	99.9		1:29.645	
3	29.592	108.2	39.426	100.5	25.459	97.4		1:34.477		8	26.905	112.0	37.619	104.4	24.967	99.0		1:29.491	
4	28.783	110.7	36.421	103.1	25.281	96.7		1:30.485		9	27.396	111.7	36.357	103.2	25.723	95.9		1:29.476	
5	27.989	110.9	36.696	104.4	25.288	99.4		1:29.973		10									

15 Mick Whitehead (A) — Reynard SF79

lap	Sect-1	Speed	Sect-2	Speed	Sect-3	Speed	TopSpeed	laptime	pit	lap	Sect-1	Speed	Sect-2	Speed	Sect-3	Speed	Topspeed	laptime	pit
1	27.955	112.8	37.213	100.8	26.729	94.4		1:31.897		6	29.283	113.0	40.382	99.3	26.266	96.0		1:35.931	
2	28.299	113.0	37.944	98.8	26.485	94.8		1:32.728		7	28.004	113.4	38.064	97.7	26.402	95.6		1:32.470	
3	28.021	112.2	37.951	97.0	26.159	96.4		1:32.131		8	28.003	113.0	37.343	100.0	26.256	96.8		1:31.602	
4	28.092	110.4	37.624	98.3	26.451	96.1		1:32.167		9	28.610	111.5	40.188	76.1				1:37.298	
5	27.735	114.7	38.308	97.8	27.221	95.9		1:33.264		10									

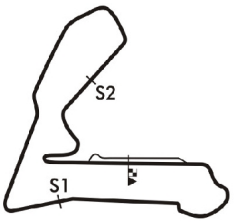

Session Start: 17:19:02 - Finish: 17:34:02
Weather/Track Conditions: Bright/Dry
Circuit: Croft
Track Length: 3.380 Km - 2.1002 miles

"Croft Nostalgia Weekend" Historic Race Meeting - 6 - 7 Aug 2016

HSCC Historic Formula Ford 2000 & HSCC Classic Clubmans

Qualifying for Races 8 & 9 - Sector Analysis

16 Mike Evans (CLA) — Mallock Mk20/21

lap	Sect-1	Speed	Sect-2	Speed	Sect-3	Speed	TopSpeed	laptime	pit	lap	Sect-1	Speed	Sect-2	Speed	Sect-3	Speed	Topspeed	laptime	pit
1	30.732	108.1	38.924	98.7	25.459	97.0		1:35.115		5	28.263	108.6	36.996	101.2	25.232	99.1		1:30.491	
2	27.834	106.0	36.454	102.6	24.874	98.3		1:29.162		6	27.188	115.1	42.086	73.3	27.077	97.1		1:36.351	
3	30.290	97.1	38.256	100.9	25.111	98.3		1:33.657		7	27.090	114.1	35.210	103.6	25.660	97.4		1:27.960	
4	27.374	114.9	35.210	101.4	25.242	97.7		1:27.826		8									

17 Alan Cook (CLA) — Mallock Mk20

lap	Sect-1	Speed	Sect-2	Speed	Sect-3	Speed	TopSpeed	laptime	pit	lap	Sect-1	Speed	Sect-2	Speed	Sect-3	Speed	Topspeed	laptime	pit
1	28.983	109.7	37.843	100.0	25.813	96.6		1:32.639		6	27.912	111.3	40.465	99.3	26.734	98.5		1:35.111	
2	27.557	112.2	35.834	100.9	26.705	96.6		1:30.096		7	27.561	113.0	35.664	103.1	25.311	97.4		1:28.536	
3	28.243	111.5	37.578	100.9	26.386	96.7		1:32.207		8	26.914	113.2	35.306	104.0	25.382	97.4		1:27.602	
4	27.649	111.8	35.888	103.2	25.845	97.5		1:29.382		9	27.269	113.4	35.796	102.5	28.485	82.7		1:31.550	
5	29.200	109.3	36.320	101.1	25.517	98.8		1:31.037		10									

18 Stephen Glasswell (A) — Reynard SF79

lap	Sect-1	Speed	Sect-2	Speed	Sect-3	Speed	TopSpeed	laptime	pit	lap	Sect-1	Speed	Sect-2	Speed	Sect-3	Speed	Topspeed	laptime	pit
1	28.381	108.8	37.770	96.6	25.790	95.5		1:31.941		6	28.209	110.2	37.585	97.7	26.500	95.1		1:32.294	
2	28.892	107.4	37.418	97.0	26.400	92.6		1:32.710		7	29.335	109.1	40.019	94.9	26.317	95.5		1:35.671	
3	28.217	108.9	38.147	98.1	25.760	94.7		1:32.124		8	28.195	109.3	37.987	98.5	26.174	94.9		1:32.356	
4	27.977	108.6	37.287	97.0	25.851	94.9		1:31.115		9	29.652	109.1	37.632	97.3	26.636	95.9		1:33.920	
5	27.917	108.1	38.443	94.1	26.025	96.3		1:32.385		10									

19 James Stewart (B) — Crossle 33F

lap	Sect-1	Speed	Sect-2	Speed	Sect-3	Speed	TopSpeed	laptime	pit	lap	Sect-1	Speed	Sect-2	Speed	Sect-3	Speed	Topspeed	laptime	pit
1	41.307	76.6	52.898	76.1	31.933	76.6		2:06.138		5	34.654	86.5	49.613	80.4	28.846	79.7		1:53.113	
2	36.733	86.4	50.144	78.0	30.276	77.6		1:57.153		6	35.303	95.3	47.295	75.4	31.944	70.2		1:54.542	
3	35.516	85.6	50.929	79.2	30.255	84.8		1:56.700		7	38.435	89.8	48.627	80.4	30.189	72.2		1:57.251	
4	34.664	81.0	49.826	74.1	29.213	87.3		1:53.703		8									

20 David Margetts (B) — Dulon MP21

lap	Sect-1	Speed	Sect-2	Speed	Sect-3	Speed	TopSpeed	laptime	pit	lap	Sect-1	Speed	Sect-2	Speed	Sect-3	Speed	Topspeed	laptime	pit
1	30.267	102.9	40.011	96.0	27.130	90.4		1:37.408		5	29.516	105.0	39.640	96.0	27.086	92.1		1:36.242	
2	30.859	104.7	41.923	89.7	29.394	90.6		1:42.176		6	31.894	104.4	39.609	93.3	27.339	92.6		1:38.842	
3	34.436	91.6	41.277	80.7	29.570	90.7		1:45.283		7	29.267	105.0	38.815	93.5	27.023	91.9		1:35.105	
4	30.117	104.2	38.924	93.2	27.198	91.6		1:36.239		8	31.009	103.9	39.181	93.1	26.918	86.0		1:37.108	

27 Andrew Park (A) — Reynard SF81

lap	Sect-1	Speed	Sect-2	Speed	Sect-3	Speed	TopSpeed	laptime	pit	lap	Sect-1	Speed	Sect-2	Speed	Sect-3	Speed	Topspeed	laptime	pit
1	27.425	109.5	35.819	100.5	25.776	94.1		1:29.020		6	26.942	111.5	35.976	100.2	25.203	95.3		1:28.121	
2	29.193	109.5	35.927	100.8	25.317	94.3		1:30.437		7	26.958	110.7	37.175	98.4	25.411	95.1		1:29.544	
3	27.175	110.2	36.241	100.2	26.120	94.4		1:29.536		8	26.803	110.9	35.852	100.8	25.251	95.2		1:27.906	
4	27.073	110.6	37.161	90.3	25.500	95.5		1:29.734		9	27.293	109.8	37.254	99.3	25.208	95.1		1:29.755	
5	26.979	111.7	36.815	100.8	26.419	95.6		1:30.213		10	26.918	110.2	35.832	100.8	25.321	95.1		1:28.071	

28 Fraser Collins (A) — Lola T580

lap	Sect-1	Speed	Sect-2	Speed	Sect-3	Speed	TopSpeed	laptime	pit	lap	Sect-1	Speed	Sect-2	Speed	Sect-3	Speed	Topspeed	laptime	pit
1	29.284	105.2	38.299	94.3	26.516	91.7		1:34.099		6	28.769	105.8	38.055	94.9	26.695	89.5		1:33.519	
2	28.805	106.2	39.234	94.4	26.598	91.4		1:34.637		7	28.702	107.5	37.641	95.2	26.225	91.8		1:32.568	
3	28.798	106.2	38.096	93.7	26.474	91.8		1:33.368		8	28.621	107.0	37.437	94.7	26.129	92.4		1:32.187	
4	29.230	105.8	39.233	94.4	26.439	91.3		1:34.902		9	28.773	107.9	40.749	91.2	26.389	88.4		1:35.911	
5	28.775	106.2	37.623	95.1	26.632	92.2		1:33.030		10									

34 Dale Spruce (A) — Reynard SF79

lap	Sect-1	Speed	Sect-2	Speed	Sect-3	Speed	TopSpeed	laptime	pit	lap	Sect-1	Speed	Sect-2	Speed	Sect-3	Speed	Topspeed	laptime	pit
1	30.252	104.9	39.151	95.3	26.024	92.9		1:35.427		6	28.491	108.2	39.892	96.1	28.510	92.8		1:36.893	
2	29.172	113.7	40.099	96.3	26.557	86.6		1:35.828		7	29.087	107.2	38.112	94.7	26.317	93.6		1:33.516	
3	29.040	107.5	37.841	96.3	26.480	93.9		1:33.361		8	28.679	108.4	38.018	96.0	25.968	93.7		1:32.665	
4	29.226	108.4	37.985	95.2	26.046	94.0		1:33.257		9	28.857	108.1	37.730	95.6	26.066	93.7		1:32.653	
5	28.890	107.9	38.389	95.5	26.271	94.0		1:33.550		10									

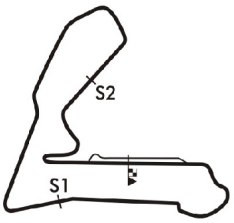

Session Start: 17:19:02 - Finish: 17:34:02
Weather/Track Conditions: Bright/Dry
Circuit: Croft
Track Length: 3.380 Km - 2.1002 miles

"Croft Nostalgia Weekend" Historic Race Meeting - 6 - 7 Aug 2016

HSCC Historic Formula Ford 2000 & HSCC Classic Clubmans

Qualifying for Races 8 & 9 - Sector Analysis

35 Roger Waite (CLA) — Royale S2000M

lap	Sect-1	Speed	Sect-2	Speed	Sect-3	Speed	TopSpeed	laptime	pit	lap	Sect-1	Speed	Sect-2	Speed	Sect-3	Speed	Topspeed	laptime	pit
1	32.584	96.3	41.708	90.7	27.047	87.5		1:41.339		5	31.551	100.0	41.099	91.8	26.861	86.1		1:39.511	
2	31.659	98.7	41.860	77.4	28.507	88.5		1:42.026		6	30.625	100.0	39.942	90.1	27.058	86.9		1:37.625	
3	30.799	99.6	41.525	91.2	26.729	87.8		1:39.053		7	30.392	90.2	42.509	86.8	28.958	88.0		1:41.859	
4	30.470	100.9	41.376	89.7	27.648	88.3		1:39.494		8	30.744	100.5	39.828	91.1	27.269	88.1		1:37.841	

46 John Bowles (C) — Elden PRH14

lap	Sect-1	Speed	Sect-2	Speed	Sect-3	Speed	TopSpeed	laptime	pit	lap	Sect-1	Speed	Sect-2	Speed	Sect-3	Speed	Topspeed	laptime	pit
1	32.274	99.9	43.225	87.7	28.504	90.2		1:44.003		5	31.555	99.1	43.027	88.3	28.127	83.7		1:42.709	
2	31.762	100.3	41.504	91.3	27.391	88.9		1:40.657		6	32.010	98.0	44.842	80.2	29.181	87.5		1:46.033	
3	31.971	99.1	43.107	88.7	27.640	90.8		1:42.718		7	33.372	88.9	43.588	87.8	28.524	89.7		1:45.484	
4	32.379	99.0	42.084	88.9	27.502	89.4		1:41.965		8	31.762	97.3	42.054	85.1	29.077	88.3		1:42.893	

50 Clive Wood (CLB) — Mallock Mk20B

lap	Sect-1	Speed	Sect-2	Speed	Sect-3	Speed	TopSpeed	laptime	pit	lap	Sect-1	Speed	Sect-2	Speed	Sect-3	Speed	Topspeed	laptime	pit
1	29.115	100.9	38.441	93.5	26.005	86.7		1:33.561		5	28.664	102.0	37.544	96.0	25.890	88.0		1:32.098	
2	28.613	102.1	37.779	96.4	26.355	87.8		1:32.747		6	28.821	102.1	39.857	87.2	28.801	85.5		1:37.479	
3	29.180	102.1	39.196	92.6	26.355	87.8		1:34.731		7	33.893	85.6	43.701	76.3				1:46.494	
4	29.143	101.8	37.692	95.5	26.011	87.8		1:32.846		8									

51 Graham Ridgway (A) — Reynard SF78

lap	Sect-1	Speed	Sect-2	Speed	Sect-3	Speed	TopSpeed	laptime	pit	lap	Sect-1	Speed	Sect-2	Speed	Sect-3	Speed	Topspeed	laptime	pit
1	28.586	105.0	36.565	97.7	25.884	91.4		1:31.035		6	27.930	107.9	36.633	99.9	26.040	94.0		1:30.603	
2	29.071	106.4	36.910	96.1	25.543	93.7		1:31.524		7	28.058	108.9	37.815	99.3	26.299	93.7		1:32.172	
3	28.162	106.2	37.716	100.0	26.919	94.4		1:32.797		8	28.805	108.2	37.614	96.8	27.624	94.3		1:34.043	
4	27.976	106.9	37.095	93.7	30.883	92.4		1:35.954		9	27.852	107.4	36.533	99.4	25.603	94.4		1:29.988	
5	28.255	106.9	37.774	98.8	25.937	93.6		1:31.966		10									

51 Philip Hart (CLB) — Mallock Mk16

lap	Sect-1	Speed	Sect-2	Speed	Sect-3	Speed	TopSpeed	laptime	pit	lap	Sect-1	Speed	Sect-2	Speed	Sect-3	Speed	Topspeed	laptime	pit
1	35.901	94.3	44.140	84.5	27.939	82.5		1:47.980		5	30.044	99.7	39.669	88.8	26.470	83.9		1:36.183	
2	31.818	96.3	41.152	88.2	27.134	83.2		1:40.104		6	30.349	94.7	42.723	88.1	26.658	83.8		1:39.730	
3	30.880	95.2	39.884	89.4	26.935	84.7		1:37.699		7	30.020	100.5	39.206	89.6	26.629	84.7		1:35.855	
4	30.168	98.5	39.836	89.4	26.234	84.2		1:36.238		8	37.829	95.3	39.167	90.3	26.513	84.2		1:43.509	

58 John Muirhead (CLB) — Mallock Mk18

lap	Sect-1	Speed	Sect-2	Speed	Sect-3	Speed	TopSpeed	laptime	pit	lap	Sect-1	Speed	Sect-2	Speed	Sect-3	Speed	Topspeed	laptime	pit
1	31.710	94.3	40.208	88.5	27.416	81.4		1:39.334		5	30.651	95.3	39.459	89.7	26.245	83.5		1:36.355	
2	31.542	95.1	39.573	90.3	26.692	83.4		1:37.807		6	30.218	96.4	39.470	90.4	27.664	83.1		1:37.352	
3	30.917	95.3	39.588	88.8	26.441	83.0		1:36.946		7	30.154	96.6	39.774	90.0	26.590	82.8		1:36.518	
4	30.560	97.0	39.496	89.2	26.666	82.0		1:36.722		8	31.711	95.3	39.327	91.1	27.585	81.0		1:38.623	

59 Tom White (B) — Osella FAF

lap	Sect-1	Speed	Sect-2	Speed	Sect-3	Speed	TopSpeed	laptime	pit	lap	Sect-1	Speed	Sect-2	Speed	Sect-3	Speed	Topspeed	laptime	pit
1	28.303	107.9	37.742	97.7	26.195	95.9		1:32.240		6	28.148	108.9	37.067	98.1	26.363	97.1		1:31.578	
2	28.581	107.4	37.335	97.8	25.931	96.1		1:31.847		7	27.776	110.7	38.101	96.1	26.562	96.7		1:32.439	
3	27.981	110.0	37.174	98.5	26.477	95.9		1:31.632		8	27.816	110.6	37.161	98.1	26.925	96.7		1:31.902	
4	27.669	111.1	36.909	98.3	25.728	96.3		1:30.306		9	28.709	118.1	37.298	98.3				1:32.668	
5	27.603	112.0	37.606	99.0	26.904	97.4		1:32.113		10									

60 Trish Hunter (CLB) — Mallock Mk16

lap	Sect-1	Speed	Sect-2	Speed	Sect-3	Speed	TopSpeed	laptime	pit	lap	Sect-1	Speed	Sect-2	Speed	Sect-3	Speed	Topspeed	laptime	pit
1	34.195	94.5	44.625	79.0	30.069	84.8		1:48.889		5	31.387	97.0	42.675	85.7	27.585	86.4		1:41.647	
2	33.210	95.3	42.884	84.3	29.623	84.1		1:45.717		6	31.794	97.1	40.986	87.8	27.453	86.6		1:40.233	
3	31.394	95.6	46.216	86.7	27.754	85.1		1:45.364		7	31.855	96.7	40.645	88.0	27.915	81.9		1:40.415	
4	31.236	96.0	41.289	87.3	28.990	85.5		1:41.515		8	31.434	97.8	40.771	88.1	27.426	86.0		1:39.631	

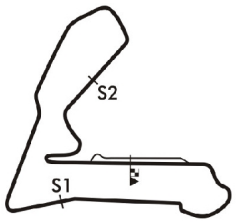

Session Start: 17:19:02 - Finish: 17:34:02
Weather/Track Conditions: Bright/Dry
Circuit: Croft
Track Length: 3.380 Km - 2.1002 miles

"Croft Nostalgia Weekend" Historic Race Meeting - 6 - 7 Aug 2016

HSCC Historic Formula Ford 2000 & HSCC Classic Clubmans

Qualifying for Races 8 & 9 - Sector Analysis

66 Adam Wheeler (CLB) — Mallock Mk16

lap	Sect-1	Speed	Sect-2	Speed	Sect-3	Speed	TopSpeed	laptime	pit	lap	Sect-1	Speed	Sect-2	Speed	Sect-3	Speed	Topspeed	laptime	pit
1	31.151	97.5	44.786	83.5	27.670	87.4		1:43.607		5	29.165	101.1	39.158	92.1	33.979	60.8		1:42.302	
2	29.760	100.2	38.736	91.6	28.373	87.3		1:36.869		6	34.547	98.0	38.629	94.0	26.118	86.9		1:39.294	
3	29.241	101.7	39.920	91.3	27.461	88.0		1:36.622		7	29.818	96.4	39.468	91.9	27.819	82.8		1:37.105	
4	29.545	101.2	40.395	88.9	27.002	88.1		1:36.942		8	32.857	96.6	40.861	90.3	27.878	82.0		1:41.596	

68 David Facer (CLB) — Mallock Mk18BW

lap	Sect-1	Speed	Sect-2	Speed	Sect-3	Speed	TopSpeed	laptime	pit	lap	Sect-1	Speed	Sect-2	Speed	Sect-3	Speed	Topspeed	laptime	pit
1	31.802	94.8	41.111	87.6	28.362	86.6		1:41.275		4	33.717	91.7	39.866	90.7	27.403	86.6		1:40.986	
2	30.366	97.3	39.322	90.8	27.984	85.9		1:37.672		5	29.665	97.1	40.536	90.3	27.143	82.6		1:37.344	
3	30.306	97.3	39.905	90.0	27.430	81.7		1:37.641		6									

71 John Crowson (A) — Royale RP27

lap	Sect-1	Speed	Sect-2	Speed	Sect-3	Speed	TopSpeed	laptime	pit	lap	Sect-1	Speed	Sect-2	Speed	Sect-3	Speed	Topspeed	laptime	pit
1	30.034	102.1	39.383	94.1	26.726	91.1		1:36.143		6	29.284	104.2	39.300	91.4	26.632	91.6		1:35.216	
2	29.517	102.9	38.334	95.1	26.944	91.6		1:34.795		7	29.072	104.7	38.562	93.3	26.549	92.2		1:34.183	
3	29.698	102.9	39.697	93.5	26.882	91.4		1:36.277		8	30.058	102.6	39.482	92.9	29.191	79.5		1:38.731	
4	31.590	103.7	39.294	92.9	26.730	91.4		1:37.614		9	31.254	101.8	39.627	92.1	26.780	91.1		1:37.661	
5	29.585	102.8	41.084	88.1	26.473	91.7		1:37.142		10									

72 Andrew Storer (A) — Reynard SF79

lap	Sect-1	Speed	Sect-2	Speed	Sect-3	Speed	TopSpeed	laptime	pit	lap	Sect-1	Speed	Sect-2	Speed	Sect-3	Speed	Topspeed	laptime	pit
1	28.400	104.7	37.375	96.0	25.283	92.1		1:31.058		6	28.448	104.7	37.439	95.9	25.686	91.4		1:31.573	
2	28.526	105.2	37.924	92.4	26.025	92.1		1:32.475		7	28.300	106.5	37.702	96.3	25.707	91.7		1:31.709	
3	28.213	104.7	37.946	95.7	25.433	91.3		1:31.592		8	28.783	105.0	38.481	91.7	26.461	92.3		1:33.725	
4	28.498	105.2	37.907	95.2	25.636	91.3		1:32.041		9	28.490	105.5	37.368	95.9	25.418	91.4		1:31.276	
5	30.917	98.8	37.711	94.5	25.904	92.3		1:34.532		10									

75 Colin Wright (A) — Reynard SF79

lap	Sect-1	Speed	Sect-2	Speed	Sect-3	Speed	TopSpeed	laptime	pit	lap	Sect-1	Speed	Sect-2	Speed	Sect-3	Speed	Topspeed	laptime	pit
1	28.260	109.7	37.362	98.0	25.837	96.1		1:31.459		6	27.953	109.7	37.633	97.8	26.127	96.7		1:31.713	
2	28.764	109.8	37.178	97.1	26.453	95.7		1:32.395		7	27.678	110.6	38.675	97.4	25.724	96.7		1:32.077	
3	28.042	109.3	37.670	98.0	25.999	96.4		1:31.711		8	28.639	108.4	38.301	96.4	25.900	97.8		1:32.840	
4	27.935	110.6	37.235	98.0	26.329	96.4		1:31.499		9	27.937	110.4	37.732	98.0	25.796	97.4		1:31.465	
5	28.779	103.4	38.282	98.0	26.417	96.1		1:33.478		10									

77 David Walton (A) — Royale RP27

lap	Sect-1	Speed	Sect-2	Speed	Sect-3	Speed	TopSpeed	laptime	pit	lap	Sect-1	Speed	Sect-2	Speed	Sect-3	Speed	Topspeed	laptime	pit
1								1:31.207		6								1:33.175	
2								1:31.878		7								1:32.135	
3								1:32.641		8								1:31.759	
4								1:31.180		9								1:52.002	
5								1:32.507		10									

78 Jeremy Caine (B) — Lola T580

lap	Sect-1	Speed	Sect-2	Speed	Sect-3	Speed	TopSpeed	laptime	pit	lap	Sect-1	Speed	Sect-2	Speed	Sect-3	Speed	Topspeed	laptime	pit
1	32.300	102.3	40.385	93.3	27.087	92.6		1:39.772		5	30.855	104.9	40.088	95.6	27.125	93.3		1:38.068	
2	30.769	104.2	42.256	92.4	28.718	94.0		1:41.743		6	31.945	103.1	42.159	90.6	29.150	93.6		1:43.254	
3	30.744	104.7	43.048	89.4	27.858	92.9		1:41.650		7	30.934	104.2	40.178	92.6	26.978	92.2		1:38.090	
4	31.598	103.2	40.472	92.9	27.264	92.7		1:39.334		8	31.581	103.2	41.428	92.2	27.432	92.6		1:40.441	

88 Peter Carter (CLA) — Phantom P79

lap	Sect-1	Speed	Sect-2	Speed	Sect-3	Speed	TopSpeed	laptime	pit	lap	Sect-1	Speed	Sect-2	Speed	Sect-3	Speed	Topspeed	laptime	pit
1	31.700	100.9	43.404	84.7	28.508	92.9		1:43.612		5	29.689	105.4	38.834	94.9	27.655	93.5		1:36.178	
2	31.130	102.5	39.671	94.4	28.069	91.3		1:38.870		6	29.842	101.1	39.935	94.9	27.709	91.6		1:37.486	
3	30.372	104.5	39.667	95.3	27.809	94.1		1:37.848		7	31.120	101.1	39.584	97.0	27.379	92.1		1:38.083	
4	31.185	98.7	39.316	92.9	28.040	92.8		1:38.541		8	34.182	81.8	44.521	89.0	27.171	94.1		1:45.874	

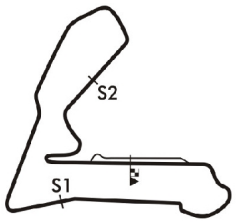

Session Start: 17:19:02 - Finish: 17:34:02
Weather/Track Conditions: Bright/Dry
Circuit: Croft
Track Length: 3.380 Km - 2.1002 miles

"Croft Nostalgia Weekend" Historic Race Meeting - 6 - 7 Aug 2016

HSCC Historic Formula Ford 2000 & HSCC Classic Clubmans

Qualifying for Races 8 & 9 - Sector Analysis

90 Scott Goodfellow (CLC) — Mallock Mk6B

lap	Sect-1	Speed	Sect-2	Speed	Sect-3	Speed	TopSpeed	laptime	pit
1	44.323	73.5	54.477	70.7	36.598	64.0		2:15.398	
2	45.882	72.2	57.554	68.5	31.507	76.8		2:14.943	
3	41.263	99.3	57.071	64.0				2:10.587	
4									

99 Geoffrey O'nion (A) — Reynard SF77

lap	Sect-1	Speed	Sect-2	Speed	Sect-3	Speed	TopSpeed	laptime	pit
1	30.883	101.5	40.102	94.4	27.141	91.2		1:38.126	
2	31.053	102.3	39.391	95.9	26.931	91.2		1:37.375	
3	29.952	102.3	38.383	96.0	26.535	91.2		1:34.870	
4	31.019	103.4	38.206	96.1	26.335	91.4		1:35.560	
5	30.622	101.2	41.718	94.8	26.860	92.1		1:39.200	
6	29.398	102.9	38.617	95.7	26.529	92.1		1:34.544	
7	29.413	104.4	38.085	96.3	26.227	92.1		1:33.725	
8	29.396	104.4	38.307	97.4	26.305	92.2		1:34.008	
9	29.591	102.5	38.192	95.9	26.246	91.4		1:34.029	
10									

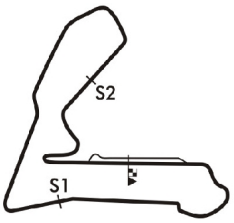

Session Start: 17:19:02 - Finish: 17:34:02
Weather/Track Conditions: Bright/Dry
Circuit: Croft
Track Length: 3.380 Km - 2.1002 miles

MST
Full results available at www.mstworld.com. Email: timing@mstworld.com

Printed : 06-08-2016 - 17:45

"Croft Nostalgia Weekend" Historic Race Meeting - 6 - 7 Aug 2016

HSCC Historic Formula Ford 2000 & HSCC Classic Clubmans

Qualifying for Races 8 & 9 - Best Sector Times

			Sector 1			Sector 2			Sector 3					
POS	NO	DRIVER/S	TIME	LAP	POS	TIME	LAP	POS	TIME	LAP	POS	IDEAL LAP	BEST LAP	On
1	1	Mark Charteris	25.559	5	1	33.779	5	1	23.726	3	1	1:23.064	**1:23.167**	**5**
2	2	John Harrison	26.328	7	2	34.795	4	2	24.580	7	2	1:25.703	**1:25.752**	**7**
3	17	Alan Cook	26.914	8	6	35.306	8	4	25.311	7	8	1:27.531	**1:27.602**	**8**
4	16	Mike Evans	27.090	7	7	35.210	4	3	24.874	2	4	1:27.174	**1:27.826**	**4**
5	27	Andrew Park	26.803	8	4	35.819	1	6	25.171	0	6	1:27.793	**1:27.906**	**8**
6	3	Andrew Smith	26.761	5	3	35.613	9	5	24.833	4	3	1:27.207	**1:27.907**	**9**
7	14	David Wale	26.905	8	5	36.161	7	7	24.967	8	5	1:28.033	**1:29.476**	**9**
8	51	Graham Ridgway	27.852	9	11	36.533	9	8	25.543	2	9	1:29.928	**1:29.988**	**9**
9	59	Tom White	27.603	5	8	36.909	4	9	25.728	4	11	1:30.240	**1:30.306**	**4**
10	72	Andrew Storer	28.213	3	13	37.368	9	13	25.283	1	7	1:30.864	**1:31.058**	**1**
11	18	Stephen Glasswell	27.917	5	12	37.287	4	12	25.760	3	12	1:30.964	**1:31.115**	**4**
12	77	David Walton											**1:31.180**	**4**
13	75	Colin Wright	27.678	7	9	37.178	2	10	25.724	7	10	1:30.580	**1:31.459**	**1**
14	15	Mick Whitehead	27.735	5	10	37.213	1	11	26.159	3	19	1:31.107	**1:31.602**	**8**
15	6	Jeremy Main	28.423	8	14	37.524	7	15	25.966	4	14	1:31.913	**1:32.022**	**7**
16	50	Clive Wood	28.613	2	16	37.544	5	16	25.890	5	13	1:32.047	**1:32.098**	**5**
17	28	Fraser Collins	28.621	8	17	37.437	8	14	26.129	8	18	1:32.187	**1:32.187**	**8**
18	34	Dale Spruce	28.491	6	15	37.730	9	17	25.968	8	15	1:32.189	**1:32.653**	**9**
19	12	Matthew Dunne	28.637	6	18	38.117	3	19	26.050	4	16	1:32.804	**1:33.388**	**4**
20	99	Geoffrey O'nion	29.396	8	22	38.085	7	18	26.227	7	20	1:33.708	**1:33.725**	**7**
21	71	John Crowson	29.072	7	19	38.334	2	20	26.473	5	24	1:33.879	**1:34.183**	**7**
22	20	David Margetts	29.267	7	21	38.815	7	22	26.918	8	26	1:35.000	**1:35.105**	**7**
23	6	David Barnett	29.475	6	23	39.263	6	25	26.436	6	23	1:35.174	**1:35.174**	**6**
24	51	Philip Hart	30.020	7	26	39.167	8	24	26.234	4	21	1:35.421	**1:35.855**	**7**
25	88	Peter Carter	29.689	5	25	38.834	5	23	27.171	8	29	1:35.694	**1:36.178**	**5**
26	58	John Muirhead	30.154	7	27	39.327	8	27	26.245	5	22	1:35.726	**1:36.355**	**5**
27	66	Adam Wheeler	29.165	5	20	38.629	6	21	26.118	6	17	1:33.912	**1:36.622**	**3**
28	68	David Facer	29.665	5	24	39.322	2	26	27.143	5	28	1:36.130	**1:37.344**	**5**
29	35	Roger Waite	30.392	7	28	39.828	8	28	26.729	3	25	1:36.949	**1:37.625**	**6**
30	78	Jeremy Caine	30.744	3	29	40.088	5	29	26.978	7	27	1:37.810	**1:38.068**	**5**
31	60	Trish Hunter	31.236	4	30	40.645	7	30	27.426	8	31	1:39.307	**1:39.631**	**8**
32	46	John Bowles	31.555	5	31	41.504	2	31	27.391	2	30	1:40.450	**1:40.657**	**2**
33	19	James Stewart	34.654	5	32	47.295	6	32	28.846	5	32	1:50.795	**1:53.113**	**5**
34	90	Scott Goodfellow	41.263	3	33	54.477	1	33	31.507	2	33	2:07.247	**2:14.943**	**2**

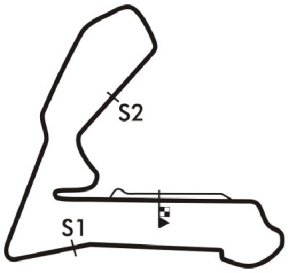

Session Start: 17:19:02 - Finish: 17:34:02
Weather/Track Conditions: Bright/Dry
Circuit: Croft
Track Length: 3.380 Km - 2.1002 miles

"Croft Nostalgia Weekend" Historic Race Meeting - 6 - 7 Aug 2016

HSCC Historic Formula Ford 2000 & HSCC Classic Clubmans

Qualifying for Races 8 & 9 - Best Sector Speeds

	NO	SECTOR 1	MPH	NO	SECTOR 2	MPH	NO	SECTOR 3	MPH
1	1	Mark Charteris	120.7	2	John Harrison	107.5	2	John Harrison	103.6
2	2	John Harrison	118.4	1	Mark Charteris	107.4	1	Mark Charteris	102.8
3	59	Tom White	118.1	14	David Wale	104.4	14	David Wale	99.9
4	16	Mike Evans	115.1	17	Alan Cook	104.0	16	Mike Evans	99.1
5	15	Mick Whitehead	114.7	16	Mike Evans	103.6	17	Alan Cook	98.8
6	34	Dale Spruce	113.7	3	Andrew Smith	102.5	75	Colin Wright	97.8
7	17	Alan Cook	113.4	15	Mick Whitehead	100.8	59	Tom White	97.4
8	3	Andrew Smith	112.2	27	Andrew Park	100.8	3	Andrew Smith	97.1
9	14	David Wale	112.2	51	Graham Ridgway	100.0	15	Mick Whitehead	96.8
10	27	Andrew Park	111.7	59	Tom White	99.0	18	Stephen Glasswell	96.3
11	75	Colin Wright	110.6	18	Stephen Glasswell	98.5	27	Andrew Park	95.6
12	18	Stephen Glasswell	110.2	75	Colin Wright	98.0	6	Jeremy Main	94.9
13	51	Graham Ridgway	108.9	99	Geoffrey O'nion	97.4	51	Graham Ridgway	94.4
14	6	Jeremy Main	108.6	88	Peter Carter	97.0	88	Peter Carter	94.1
15	28	Fraser Collins	107.9	6	Jeremy Main	96.8	34	Dale Spruce	94.0
16	72	Andrew Storer	106.5	12	Matthew Dunne	96.7	78	Jeremy Caine	94.0
17	88	Peter Carter	105.4	50	Clive Wood	96.4	20	David Margetts	92.6
18	12	Matthew Dunne	105.2	34	Dale Spruce	96.3	28	Fraser Collins	92.4
19	20	David Margetts	105.0	72	Andrew Storer	96.3	72	Andrew Storer	92.3
20	78	Jeremy Caine	104.9	20	David Margetts	96.0	71	John Crowson	92.2
21	71	John Crowson	104.7	78	Jeremy Caine	95.6	99	Geoffrey O'nion	92.2
22	99	Geoffrey O'nion	104.4	28	Fraser Collins	95.2	12	Matthew Dunne	91.8
23	50	Clive Wood	102.1	71	John Crowson	95.1	46	John Bowles	91.1
24	66	Adam Wheeler	101.7	66	Adam Wheeler	94.0	35	Roger Waite	88.5
25	6	David Barnett	101.5	35	Roger Waite	91.8	66	Adam Wheeler	88.1
26	35	Roger Waite	100.9	6	David Barnett	91.6	6	David Barnett	88.0
27	51	Philip Hart	100.5	46	John Bowles	91.3	50	Clive Wood	88.0
28	46	John Bowles	100.3	58	John Muirhead	91.1	19	James Stewart	87.3
29	90	Scott Goodfellow	99.3	68	David Facer	90.8	60	Trish Hunter	86.6
30	60	Trish Hunter	97.8	51	Philip Hart	90.3	68	David Facer	86.6
31	68	David Facer	97.3	60	Trish Hunter	88.1	51	Philip Hart	84.7
32	58	John Muirhead	97.0	19	James Stewart	80.4	58	John Muirhead	83.5
33	19	James Stewart	95.3	90	Scott Goodfellow	70.7	90	Scott Goodfellow	76.8
34	52	Liam Lambert	0.0	52	Liam Lambert	0.0	52	Liam Lambert	0.0
35	77	David Walton	0.0	77	David Walton	0.0	77	David Walton	0.0

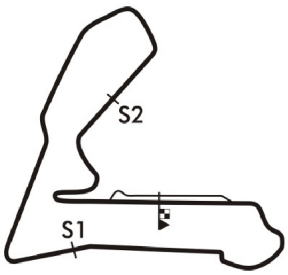

Session Start: 17:19:02 - Finish: 17:34:02
Weather/Track Conditions: Bright/Dry
Circuit: Croft
Track Length: 3.380 Km - 2.1002 miles

"Croft Nostalgia Weekend" Historic Race Meeting - 6 - 7 Aug 2016

Historic Formula Ford 2000 sponsored by Lackford Engineering

Race 8 - Starting Grid

Sheet No:

Start Time : 09:00 - Heat Duration : 20 Minutes

ROW					
10	19	19	James Stewart		
9	17	78	Jeremy Caine	18	46 John Bowles
8	15	71	John Crowson	16	20 David Margetts
7	13	12	Matthew Dunne	14	99 Geoffrey O'nion
6	11	28	Fraser Collins	12	34 Dale Spruce
5	9	15	Mick Whitehead	10	6 Jeremy Main
4	7	77	David Walton	8	75 Colin Wright
3	5	72	Andrew Storer	6	18 Stephen Glasswell
2	3	51	Graham Ridgway	4	59 Tom White
1	1	27	Andrew Park	2	3 Andrew Smith

Pole Right

Circuit: Croft

Track Length: 3.380 Km - 2.1002 miles

These results are provisional until the conclusion of any judicial and technical matters.

Clerk of the Course:	Timekeeper:	Issued at:
Julian Floyd	Nick Palmer	

MST

Printed : 06-08-2016 - 17:39

Full results available at www.mstworld.com. Email: timing@mstworld.com

"Croft Nostalgia Weekend" Historic Race Meeting - 6 - 7 Aug 2016

HSCC Historic Formula Ford 2000 & HSCC Classic Clubmans

Qualifying for Races 8 & 9 - Classification

Sheet No:

POS	NO	DRIVER/S	CLASS	CLASS POS	CAR MAKE / MODEL	TIME	ON	LAPS	GAP	DIFF	MPH
1	1	Mark Charteris	CLA	1	Mallock Mk20/21	1:23.167	5	9			90.91
2	2	John Harrison	CLA	2	Mallock Mk21	1:25.752	7	8	2.585	2.585	88.17
3	17	Alan Cook	CLA	3	Mallock Mk20	1:27.602	8	9	4.435	1.850	86.31
4	16	Mike Evans	CLA	4	Mallock Mk20/21	1:27.826	4	7	4.659	0.224	86.09
5	27	Andrew Park	A	1	Reynard SF81	1:27.906	8	10	4.739	0.080	86.01
6	3	Andrew Smith	A	2	Royale RP27	1:27.907	9	9	4.740	0.001	86.01
7	14	David Wale	CLA	5	Mallock Mk20B/21	1:29.476	9	9	6.309	1.569	84.50
8	51	Graham Ridgway	A	3	Reynard SF78	1:29.988	9	9	6.821	0.512	84.02
9	59	Tom White	B	1	Osella FAF	1:30.306	4	9	7.139	0.318	83.72
10	72	Andrew Storer	A	4	Reynard SF79	1:31.058	1	9	7.891	0.752	83.03
11	18	Stephen Glasswell	A	5	Reynard SF79	1:31.115	4	9	7.948	0.057	82.98
12	77	David Walton	A	6	Royale RP27	1:31.180	4	9	8.013	0.065	82.92
13	75	Colin Wright	A	7	Reynard SF79	1:31.459	1	9	8.292	0.279	82.67
14	15	Mick Whitehead	A	8	Reynard SF79	1:31.602	8	9	8.435	0.143	82.54
15	6	Jeremy Main	A	9	Reynard SF79	1:32.022	7	9	8.855	0.420	82.16
16	50	Clive Wood	CLB	1	Mallock Mk20B	1:32.098	5	7	8.931	0.076	82.10
17	28	Fraser Collins	A	10	Lola T580	1:32.187	8	9	9.020	0.089	82.02
18	34	Dale Spruce	A	11	Reynard SF79	1:32.653	9	9	9.486	0.466	81.60
19	12	Matthew Dunne	A	12	Royale RP27	1:33.388	4	9	10.221	0.735	80.96
20	99	Geoffrey O'nion	A	13	Reynard SF77	1:33.725	7	9	10.558	0.337	80.67
21	71	John Crowson	A	14	Royale RP27	1:34.183	7	9	11.016	0.458	80.28
22	20	David Margetts	B	2	Dulon MP21	1:35.105	7	8	11.938	0.922	79.50
23	6	David Barnett	CLB	2	Mallock Mk18	1:35.174	6	8	12.007	0.069	79.44
24	51	Philip Hart	CLB	3	Mallock Mk16	1:35.855	7	8	12.688	0.681	78.88
25	88	Peter Carter	CLA	6	Phantom P79	1:36.178	5	8	13.011	0.323	78.61
26	58	John Muirhead	CLB	4	Mallock Mk18	1:36.355	5	8	13.188	0.177	78.47
27	66	Adam Wheeler	CLB	5	Mallock Mk16	1:36.622	3	8	13.455	0.267	78.25
28	68	David Facer	CLB	6	Mallock Mk18BW	1:37.344	5	5	14.177	0.722	77.67
29	35	Roger Waite	CLA	7	Royale S2000M	1:37.625	6	8	14.458	0.281	77.45
30	78	Jeremy Caine	B	3	Lola T580	1:38.068	5	8	14.901	0.443	77.10
31	60	Trish Hunter	CLB	7	Mallock Mk16	1:39.631	8	8	16.464	1.563	75.89
32	46	John Bowles	C	1	Elden PRH14	1:40.657	2	8	17.490	1.026	75.11
33	19	James Stewart	B	4	Crossle 33F	1:53.113	5	7	29.946	12.456	66.84
34	90	Scott Goodfellow	CLC	1	Mallock Mk6B	2:14.943	2	3	51.776	21.830	56.03

Car 77 requires a working transponder - Regulation Q.12.2.1 refers.
A 30 second penalty will be applied if not working in the race.

Session Start: 17:19:02 - Finish: 17:34:02
Weather/Track Conditions: Bright/Dry
Circuit: Croft
Track Length: 3.380 Km - 2.1002 miles

These results are provisional until the conclusion of any judicial and technical matters.

Clerk of the Course:	Timekeeper:	Issued at:
Julian Floyd	Nick Palmer	

MST

Printed : 06-08-2016 - 17:36

Full results available at www.mstworld.com. Email: timing@mstworld.com

"Croft Nostalgia Weekend" Historic Race Meeting - 6 - 7 Aug 2016

HSCC Historic Formula Ford 2000 & HSCC Classic Clubmans

Qualifying for Races 8 & 9 - Sector Analysis

1 Mark Charteris (CLA) — Mallock Mk20/21

lap	Sect-1	Speed	Sect-2	Speed	Sect-3	Speed	TopSpeed	laptime	pit	lap	Sect-1	Speed	Sect-2	Speed	Sect-3	Speed	Topspeed	laptime	pit
1	28.722	98.0	36.951	106.2	24.199	102.5		1:29.872		6	26.586	119.6	36.504	107.2	24.558	102.6		1:27.648	
2	26.567	118.1	36.408	101.8	25.161	101.8		1:28.136		7	26.999	118.6	38.124	103.9	24.771	102.8		1:29.894	
3	26.442	118.4	33.945	106.0	23.726	101.8		1:24.113		8	27.659	116.5	37.083	105.0	23.871	101.4		1:28.613	
4	25.675	120.7	33.863	105.5	23.948	101.7		1:23.486		9	26.030	120.7	35.083	105.5	24.095	100.5		1:25.208	
5	25.559	120.1	33.779	107.4	23.829	101.7		1:23.167		10									

2 John Harrison (CLA) — Mallock Mk21

lap	Sect-1	Speed	Sect-2	Speed	Sect-3	Speed	TopSpeed	laptime	pit	lap	Sect-1	Speed	Sect-2	Speed	Sect-3	Speed	Topspeed	laptime	pit
1	29.539	113.9	36.007	105.5	25.088	102.9		1:30.634		5	26.459	117.5	35.015	106.0	24.751	103.6		1:26.225	
2	26.519	117.3	35.440	107.5	24.916	103.1		1:26.875		6	26.521	116.9	35.180	106.7	24.988	102.8		1:26.689	
3	28.090	115.3	35.763	106.9	24.966	102.6		1:28.819		7	26.328	118.4	34.844	106.0	24.580	102.9		1:25.752	
4	27.089	117.1	34.795	107.5	24.876	102.5		1:26.760		8	28.552	112.6	35.057	103.7				1:29.111	

3 Andrew Smith (A) — Royale RP27

lap	Sect-1	Speed	Sect-2	Speed	Sect-3	Speed	TopSpeed	laptime	pit	lap	Sect-1	Speed	Sect-2	Speed	Sect-3	Speed	Topspeed	laptime	pit
1	28.860	109.3	36.114	101.2	25.126	95.9		1:30.100		6	27.972	109.1	36.378	98.4	25.117	95.9		1:29.467	
2	26.952	110.9	36.470	102.1	24.857	95.2		1:28.279		7	27.442	111.7	37.516	102.1	25.355	96.6		1:30.313	
3	27.992	111.1	36.796	98.3	25.392	96.0		1:30.180		8	27.376	110.0	38.026	92.6	25.376	96.1		1:30.778	
4	27.297	111.3	35.883	101.5	24.833	95.6		1:28.013		9	27.036	110.9	35.613	102.5	25.258	96.3		1:27.907	
5	26.761	112.2	36.055	100.0	26.358	97.1		1:29.174		10									

6 David Barnett (CLB) — Mallock Mk18

lap	Sect-1	Speed	Sect-2	Speed	Sect-3	Speed	TopSpeed	laptime	pit	lap	Sect-1	Speed	Sect-2	Speed	Sect-3	Speed	Topspeed	laptime	pit
1	32.246	98.1	40.246	89.8	27.376	87.5		1:39.868		5	29.737	100.0	39.706	90.3	26.789	87.0		1:36.232	
2	29.810	100.3	40.261	91.6	26.744	87.0		1:36.815		6	29.475	100.5	39.263	91.6	26.436	86.3		1:35.174	
3	29.917	101.5	40.708	88.8	27.938	86.9		1:38.563		7	31.043	100.2	39.408	90.3	26.896	86.8		1:37.347	
4	30.376	99.9	39.846	90.9	27.150	87.6		1:37.372		8	29.979	100.8	39.382	91.1	27.098	88.0		1:36.459	

6 Jeremy Main (A) — Reynard SF79

lap	Sect-1	Speed	Sect-2	Speed	Sect-3	Speed	TopSpeed	laptime	pit	lap	Sect-1	Speed	Sect-2	Speed	Sect-3	Speed	Topspeed	laptime	pit
1	29.541	106.5	38.835	94.9	26.340	93.7		1:34.716		6	28.570	106.9	37.814	96.1	26.340	93.9		1:32.724	
2	29.015	106.4	38.250	96.3	26.278	94.0		1:33.543		7	28.433	108.6	37.524	96.8	26.065	94.4		1:32.022	
3	28.751	108.1	38.886	96.1	26.577	94.0		1:34.214		8	28.423	108.1	38.105	95.2	26.244	94.7		1:32.772	
4	29.904	105.0	37.859	96.4	25.966	94.3		1:33.729		9	30.224	105.5	40.436	94.1	27.417	73.3		1:38.077	
5				90.6	26.126	94.9		1:33.904		10									

12 Matthew Dunne (A) — Royale RP27

lap	Sect-1	Speed	Sect-2	Speed	Sect-3	Speed	TopSpeed	laptime	pit	lap	Sect-1	Speed	Sect-2	Speed	Sect-3	Speed	Topspeed	laptime	pit
1	29.070	105.0	38.918	96.7	26.208	91.6		1:34.196		6	28.637	105.2	39.029	94.4	26.415	90.9		1:34.081	
2	29.156	103.9	40.318	91.9	27.168	91.6		1:36.642		7	28.822	102.8	38.526	95.1	26.762	91.1		1:34.110	
3	28.699	104.9	38.117	95.2	27.722	90.7		1:34.538		8	29.654	101.1	38.948	95.1	26.395	89.5		1:34.997	
4	28.850	104.9	38.488	94.9	26.050	90.9		1:33.388		9	29.021	104.7	38.192	94.0	26.666	90.1		1:33.879	
5	30.477	98.0	39.917	92.4	26.326	91.8		1:36.720		10									

14 David Wale (CLA) — Mallock Mk20B/21

lap	Sect-1	Speed	Sect-2	Speed	Sect-3	Speed	TopSpeed	laptime	pit	lap	Sect-1	Speed	Sect-2	Speed	Sect-3	Speed	Topspeed	laptime	pit
1	29.068	107.4	39.203	99.3	25.561	97.5		1:33.832		6	27.638	112.2	40.324	98.5	26.578	99.3		1:34.540	
2	28.512	109.3	38.202	101.5	25.581	98.1		1:32.295		7	28.369	112.0	36.161	103.7	25.115	99.9		1:29.645	
3	29.592	108.2	39.426	100.5	25.459	97.4		1:34.477		8	26.905	112.0	37.619	104.4	24.967	99.0		1:29.491	
4	28.783	110.7	36.421	103.1	25.281	96.7		1:30.485		9	27.396	111.7	36.357	103.2	25.723	95.9		1:29.476	
5	27.989	110.9	36.696	104.4	25.288	99.4		1:29.973		10									

15 Mick Whitehead (A) — Reynard SF79

lap	Sect-1	Speed	Sect-2	Speed	Sect-3	Speed	TopSpeed	laptime	pit	lap	Sect-1	Speed	Sect-2	Speed	Sect-3	Speed	Topspeed	laptime	pit
1	27.955	112.8	37.213	100.8	26.729	94.4		1:31.897		6	29.283	113.0	40.382	99.3	26.266	96.0		1:35.931	
2	28.299	113.0	37.944	98.8	26.485	94.8		1:32.728		7	28.004	113.4	38.064	97.7	26.402	95.6		1:32.470	
3	28.021	112.2	37.951	97.0	26.159	96.4		1:32.131		8	28.003	113.0	37.343	100.0	26.256	96.8		1:31.602	
4	28.092	110.4	37.624	98.3	26.451	96.1		1:32.167		9	28.610	111.5	40.188	76.1				1:37.298	
5	27.735	114.7	38.308	97.8	27.221	95.9		1:33.264		10									

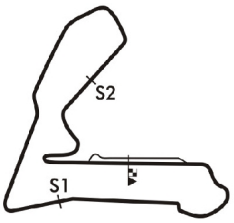

Session Start: 17:19:02 - Finish: 17:34:02
Weather/Track Conditions: Bright/Dry
Circuit: Croft
Track Length: 3.380 Km - 2.1002 miles

"Croft Nostalgia Weekend" Historic Race Meeting - 6 - 7 Aug 2016

HSCC Historic Formula Ford 2000 & HSCC Classic Clubmans

Qualifying for Races 8 & 9 - Sector Analysis

16 Mike Evans (CLA) — Mallock Mk20/21

lap	Sect-1	Speed	Sect-2	Speed	Sect-3	Speed	TopSpeed	laptime	pit	lap	Sect-1	Speed	Sect-2	Speed	Sect-3	Speed	Topspeed	laptime	pit
1	30.732	108.1	38.924	98.7	25.459	97.0		1:35.115		5	28.263	108.6	36.996	101.2	25.232	99.1		1:30.491	
2	27.834	106.0	36.454	102.6	24.874	98.3		1:29.162		6	27.188	115.1	42.086	73.3	27.077	97.1		1:36.351	
3	30.290	97.1	38.256	100.9	25.111	98.3		1:33.657		7	27.090	114.1	35.210	103.6	25.660	97.4		1:27.960	
4	27.374	114.9	35.210	101.4	25.242	97.7		1:27.826		8									

17 Alan Cook (CLA) — Mallock Mk20

lap	Sect-1	Speed	Sect-2	Speed	Sect-3	Speed	TopSpeed	laptime	pit	lap	Sect-1	Speed	Sect-2	Speed	Sect-3	Speed	Topspeed	laptime	pit
1	28.983	109.7	37.843	100.0	25.813	96.6		1:32.639		6	27.912	111.3	40.465	99.3	26.734	98.5		1:35.111	
2	27.557	112.2	35.834	100.9	26.705	96.6		1:30.096		7	27.561	113.0	35.664	103.1	25.311	97.4		1:28.536	
3	28.243	111.5	37.578	100.9	26.386	96.7		1:32.207		8	26.914	113.2	35.306	104.0	25.382	97.4		1:27.602	
4	27.649	111.8	35.888	103.2	25.845	97.5		1:29.382		9	27.269	113.4	35.796	102.5	28.485	82.7		1:31.550	
5	29.200	109.3	36.320	101.1	25.517	98.8		1:31.037		10									

18 Stephen Glasswell (A) — Reynard SF79

lap	Sect-1	Speed	Sect-2	Speed	Sect-3	Speed	TopSpeed	laptime	pit	lap	Sect-1	Speed	Sect-2	Speed	Sect-3	Speed	Topspeed	laptime	pit
1	28.381	108.8	37.770	96.6	25.790	95.5		1:31.941		6	28.209	110.2	37.585	97.7	26.500	95.1		1:32.294	
2	28.892	107.4	37.418	97.0	26.400	92.6		1:32.710		7	29.335	109.1	40.019	94.9	26.317	95.5		1:35.671	
3	28.217	108.9	38.147	98.1	25.760	94.7		1:32.124		8	28.195	109.3	37.987	98.5	26.174	94.9		1:32.356	
4	27.977	108.6	37.287	97.0	25.851	94.9		1:31.115		9	29.652	109.1	37.632	97.3	26.636	95.9		1:33.920	
5	27.917	108.1	38.443	94.1	26.025	96.3		1:32.385		10									

19 James Stewart (B) — Crossle 33F

lap	Sect-1	Speed	Sect-2	Speed	Sect-3	Speed	TopSpeed	laptime	pit	lap	Sect-1	Speed	Sect-2	Speed	Sect-3	Speed	Topspeed	laptime	pit
1	41.307	76.6	52.898	76.1	31.933	76.6		2:06.138		5	34.654	86.5	49.613	80.4	28.846	79.7		1:53.113	
2	36.733	86.4	50.144	78.0	30.276	77.6		1:57.153		6	35.303	95.3	47.295	75.4	31.944	70.2		1:54.542	
3	35.516	85.6	50.929	79.2	30.255	84.8		1:56.700		7	38.435	89.8	48.627	80.4	30.189	72.2		1:57.251	
4	34.664	81.0	49.826	74.1	29.213	87.3		1:53.703		8									

20 David Margetts (B) — Dulon MP21

lap	Sect-1	Speed	Sect-2	Speed	Sect-3	Speed	TopSpeed	laptime	pit	lap	Sect-1	Speed	Sect-2	Speed	Sect-3	Speed	Topspeed	laptime	pit
1	30.267	102.9	40.011	96.0	27.130	90.4		1:37.408		5	29.516	105.0	39.640	96.0	27.086	92.1		1:36.242	
2	30.859	104.7	41.923	89.7	29.394	90.6		1:42.176		6	31.894	104.4	39.609	93.3	27.339	92.6		1:38.842	
3	34.436	91.6	41.277	80.7	29.570	90.7		1:45.283		7	29.267	105.0	38.815	93.5	27.023	91.9		1:35.105	
4	30.117	104.2	38.924	93.2	27.198	91.6		1:36.239		8	31.009	103.9	39.181	93.1	26.918	86.0		1:37.108	

27 Andrew Park (A) — Reynard SF81

lap	Sect-1	Speed	Sect-2	Speed	Sect-3	Speed	TopSpeed	laptime	pit	lap	Sect-1	Speed	Sect-2	Speed	Sect-3	Speed	Topspeed	laptime	pit
1	27.425	109.5	35.819	100.5	25.776	94.1		1:29.020		6	26.942	111.5	35.976	100.2	25.203	95.3		1:28.121	
2	29.193	109.5	35.927	100.8	25.317	94.3		1:30.437		7	26.958	110.7	37.175	98.4	25.411	95.1		1:29.544	
3	27.175	110.2	36.241	100.2	26.120	94.4		1:29.536		8	26.803	110.9	35.852	100.8	25.251	95.2		1:27.906	
4	27.073	110.6	37.161	90.3	25.500	95.5		1:29.734		9	27.293	109.8	37.254	99.3	25.208	95.1		1:29.755	
5	26.979	111.7	36.815	100.8	26.419	95.6		1:30.213		10	26.918	110.2	35.832	100.8	25.321	95.1		1:28.071	

28 Fraser Collins (A) — Lola T580

lap	Sect-1	Speed	Sect-2	Speed	Sect-3	Speed	TopSpeed	laptime	pit	lap	Sect-1	Speed	Sect-2	Speed	Sect-3	Speed	Topspeed	laptime	pit
1	29.284	105.2	38.299	94.3	26.516	91.7		1:34.099		6	28.769	105.8	38.055	94.9	26.695	89.5		1:33.519	
2	28.805	106.2	39.234	94.4	26.598	91.4		1:34.637		7	28.702	107.5	37.641	95.2	26.225	91.8		1:32.568	
3	28.798	106.2	38.096	93.7	26.474	91.8		1:33.368		8	28.621	107.0	37.437	94.7	26.129	92.4		1:32.187	
4	29.230	105.8	39.233	94.4	26.439	91.3		1:34.902		9	28.773	107.9	40.749	91.2	26.389	88.4		1:35.911	
5	28.775	106.2	37.623	95.1	26.632	92.2		1:33.030		10									

34 Dale Spruce (A) — Reynard SF79

lap	Sect-1	Speed	Sect-2	Speed	Sect-3	Speed	TopSpeed	laptime	pit	lap	Sect-1	Speed	Sect-2	Speed	Sect-3	Speed	Topspeed	laptime	pit
1	30.252	104.9	39.151	95.3	26.024	92.9		1:35.427		6	28.491	108.2	39.892	96.1	28.510	92.8		1:36.893	
2	29.172	113.7	40.099	96.3	26.557	86.6		1:35.828		7	29.087	107.2	38.112	94.7	26.317	93.6		1:33.516	
3	29.040	107.5	37.841	96.3	26.480	93.9		1:33.361		8	28.679	108.4	38.018	96.0	25.968	93.7		1:32.665	
4	29.226	108.4	37.985	95.2	26.046	94.0		1:33.257		9	28.857	108.1	37.730	95.6	26.066	93.7		1:32.653	
5	28.890	107.9	38.389	95.5	26.271	94.0		1:33.550		10									

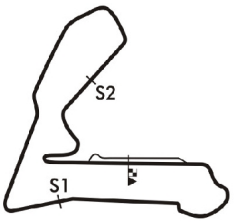

Session Start: 17:19:02 - Finish: 17:34:02
Weather/Track Conditions: Bright/Dry
Circuit: Croft
Track Length: 3.380 Km - 2.1002 miles

"Croft Nostalgia Weekend" Historic Race Meeting - 6 - 7 Aug 2016

HSCC Historic Formula Ford 2000 & HSCC Classic Clubmans

Qualifying for Races 8 & 9 - Sector Analysis

35 Roger Waite (CLA) — Royale S2000M

lap	Sect-1	Speed	Sect-2	Speed	Sect-3	Speed	TopSpeed	laptime	pit	lap	Sect-1	Speed	Sect-2	Speed	Sect-3	Speed	Topspeed	laptime	pit
1	32.584	96.3	41.708	90.7	27.047	87.5		1:41.339		5	31.551	100.0	41.099	91.8	26.861	86.1		1:39.511	
2	31.659	98.7	41.860	77.4	28.507	88.5		1:42.026		6	30.625	100.0	39.942	90.1	27.058	86.9		1:37.625	
3	30.799	99.6	41.525	91.2	26.729	87.8		1:39.053		7	30.392	90.2	42.509	86.8	28.958	88.0		1:41.859	
4	30.470	100.9	41.376	89.7	27.648	88.3		1:39.494		8	30.744	100.5	39.828	91.1	27.269	88.1		1:37.841	

46 John Bowles (C) — Elden PRH14

lap	Sect-1	Speed	Sect-2	Speed	Sect-3	Speed	TopSpeed	laptime	pit	lap	Sect-1	Speed	Sect-2	Speed	Sect-3	Speed	Topspeed	laptime	pit
1	32.274	99.9	43.225	87.7	28.504	90.2		1:44.003		5	31.555	99.1	43.027	88.3	28.127	83.7		1:42.709	
2	31.762	100.3	41.504	91.3	27.391	88.9		1:40.657		6	32.010	98.0	44.842	80.2	29.181	87.5		1:46.033	
3	31.971	99.1	43.107	88.7	27.640	90.8		1:42.718		7	33.372	88.9	43.588	87.8	28.524	89.7		1:45.484	
4	32.379	99.0	42.084	88.9	27.502	89.4		1:41.965		8	31.762	97.3	42.054	85.1	29.077	88.3		1:42.893	

50 Clive Wood (CLB) — Mallock Mk20B

lap	Sect-1	Speed	Sect-2	Speed	Sect-3	Speed	TopSpeed	laptime	pit	lap	Sect-1	Speed	Sect-2	Speed	Sect-3	Speed	Topspeed	laptime	pit
1	29.115	100.9	38.441	93.5	26.005	86.7		1:33.561		5	28.664	102.0	37.544	96.0	25.890	88.0		1:32.098	
2	28.613	102.1	37.779	96.4	26.355	87.8		1:32.747		6	28.821	102.1	39.857	87.2	28.801	85.5		1:37.479	
3	29.180	102.1	39.196	92.6	26.355	87.8		1:34.731		7	33.893	85.6	43.701	76.3				1:46.494	
4	29.143	101.8	37.692	95.5	26.011	87.8		1:32.846		8									

51 Graham Ridgway (A) — Reynard SF78

lap	Sect-1	Speed	Sect-2	Speed	Sect-3	Speed	TopSpeed	laptime	pit	lap	Sect-1	Speed	Sect-2	Speed	Sect-3	Speed	Topspeed	laptime	pit
1	28.586	105.0	36.565	97.7	25.884	91.4		1:31.035		6	27.930	107.9	36.633	99.9	26.040	94.0		1:30.603	
2	29.071	106.4	36.910	96.1	25.543	93.7		1:31.524		7	28.058	108.9	37.815	99.3	26.299	93.7		1:32.172	
3	28.162	106.2	37.716	100.0	26.919	94.4		1:32.797		8	28.805	108.2	37.614	96.8	27.624	94.3		1:34.043	
4	27.976	106.9	37.095	93.7	30.883	92.4		1:35.954		9	27.852	107.4	36.533	99.4	25.603	94.4		1:29.988	
5	28.255	106.9	37.774	98.8	25.937	93.6		1:31.966		10									

51 Philip Hart (CLB) — Mallock Mk16

lap	Sect-1	Speed	Sect-2	Speed	Sect-3	Speed	TopSpeed	laptime	pit	lap	Sect-1	Speed	Sect-2	Speed	Sect-3	Speed	Topspeed	laptime	pit
1	35.901	94.3	44.140	84.5	27.939	82.5		1:47.980		5	30.044	99.7	39.669	88.8	26.470	83.9		1:36.183	
2	31.818	96.3	41.152	88.2	27.134	83.2		1:40.104		6	30.349	94.7	42.723	88.1	26.658	83.8		1:39.730	
3	30.880	95.2	39.884	89.4	26.935	84.7		1:37.699		7	30.020	100.5	39.206	89.6	26.629	84.7		1:35.855	
4	30.168	98.5	39.836	89.4	26.234	84.2		1:36.238		8	37.829	95.3	39.167	90.3	26.513	84.2		1:43.509	

58 John Muirhead (CLB) — Mallock Mk18

lap	Sect-1	Speed	Sect-2	Speed	Sect-3	Speed	TopSpeed	laptime	pit	lap	Sect-1	Speed	Sect-2	Speed	Sect-3	Speed	Topspeed	laptime	pit
1	31.710	94.3	40.208	88.5	27.416	81.4		1:39.334		5	30.651	95.3	39.459	89.7	26.245	83.5		1:36.355	
2	31.542	95.1	39.573	90.3	26.692	83.4		1:37.807		6	30.218	96.4	39.470	90.4	27.664	83.1		1:37.352	
3	30.917	95.3	39.588	88.8	26.441	83.0		1:36.946		7	30.154	96.6	39.774	90.0	26.590	82.8		1:36.518	
4	30.560	97.0	39.496	89.2	26.666	82.0		1:36.722		8	31.711	95.3	39.327	91.1	27.585	81.0		1:38.623	

59 Tom White (B) — Osella FAF

lap	Sect-1	Speed	Sect-2	Speed	Sect-3	Speed	TopSpeed	laptime	pit	lap	Sect-1	Speed	Sect-2	Speed	Sect-3	Speed	Topspeed	laptime	pit
1	28.303	107.9	37.742	97.7	26.195	95.9		1:32.240		6	28.148	108.9	37.067	98.1	26.363	97.1		1:31.578	
2	28.581	107.4	37.335	97.8	25.931	96.1		1:31.847		7	27.776	110.7	38.101	96.1	26.562	96.7		1:32.439	
3	27.981	110.0	37.174	98.5	26.477	95.9		1:31.632		8	27.816	110.6	37.161	98.1	26.925	96.7		1:31.902	
4	27.669	111.1	36.909	98.3	25.728	96.3		1:30.306		9	28.709	118.1	37.298	98.3				1:32.668	
5	27.603	112.0	37.606	99.0	26.904	97.4		1:32.113		10									

60 Trish Hunter (CLB) — Mallock Mk16

lap	Sect-1	Speed	Sect-2	Speed	Sect-3	Speed	TopSpeed	laptime	pit	lap	Sect-1	Speed	Sect-2	Speed	Sect-3	Speed	Topspeed	laptime	pit
1	34.195	94.5	44.625	79.0	30.069	84.8		1:48.889		5	31.387	97.0	42.675	85.7	27.585	86.4		1:41.647	
2	33.210	95.3	42.884	84.3	29.623	84.1		1:45.717		6	31.794	97.1	40.986	87.8	27.453	86.6		1:40.233	
3	31.394	95.6	46.216	86.7	27.754	85.1		1:45.364		7	31.855	96.7	40.645	88.0	27.915	81.9		1:40.415	
4	31.236	96.0	41.289	87.3	28.990	85.5		1:41.515		8	31.434	97.8	40.771	88.1	27.426	86.0		1:39.631	

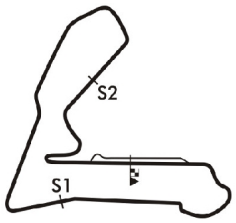

Session Start: 17:19:02 - Finish: 17:34:02
Weather/Track Conditions: Bright/Dry
Circuit: Croft
Track Length: 3.380 Km - 2.1002 miles

"Croft Nostalgia Weekend" Historic Race Meeting - 6 - 7 Aug 2016

HSCC Historic Formula Ford 2000 & HSCC Classic Clubmans

Qualifying for Races 8 & 9 - Sector Analysis

66 Adam Wheeler (CLB) — Mallock Mk16

lap	Sect-1	Speed	Sect-2	Speed	Sect-3	Speed	TopSpeed	laptime	pit	lap	Sect-1	Speed	Sect-2	Speed	Sect-3	Speed	Topspeed	laptime	pit
1	31.151	97.5	44.786	83.5	27.670	87.4		1:43.607		5	29.165	101.1	39.158	92.1	33.979	60.8		1:42.302	
2	29.760	100.2	38.736	91.6	28.373	87.3		1:36.869		6	34.547	98.0	38.629	94.0	26.118	86.9		1:39.294	
3	29.241	101.7	39.920	91.3	27.461	88.0		1:36.622		7	29.818	96.4	39.468	91.9	27.819	82.8		1:37.105	
4	29.545	101.2	40.395	88.9	27.002	88.1		1:36.942		8	32.857	96.6	40.861	90.3	27.878	82.0		1:41.596	

68 David Facer (CLB) — Mallock Mk18BW

lap	Sect-1	Speed	Sect-2	Speed	Sect-3	Speed	TopSpeed	laptime	pit	lap	Sect-1	Speed	Sect-2	Speed	Sect-3	Speed	Topspeed	laptime	pit
1	31.802	94.8	41.111	87.6	28.362	86.6		1:41.275		4	33.717	91.7	39.866	90.7	27.403	86.6		1:40.986	
2	30.366	97.3	39.322	90.8	27.984	85.9		1:37.672		5	29.665	97.1	40.536	90.3	27.143	82.6		1:37.344	
3	30.306	97.3	39.905	90.0	27.430	81.7		1:37.641		6									

71 John Crowson (A) — Royale RP27

lap	Sect-1	Speed	Sect-2	Speed	Sect-3	Speed	TopSpeed	laptime	pit	lap	Sect-1	Speed	Sect-2	Speed	Sect-3	Speed	Topspeed	laptime	pit
1	30.034	102.1	39.383	94.1	26.726	91.1		1:36.143		6	29.284	104.2	39.300	91.4	26.632	91.6		1:35.216	
2	29.517	102.9	38.334	95.1	26.944	91.6		1:34.795		7	29.072	104.7	38.562	93.3	26.549	92.2		1:34.183	
3	29.698	102.9	39.697	93.5	26.882	91.4		1:36.277		8	30.058	102.6	39.482	92.9	29.191	79.5		1:38.731	
4	31.590	103.7	39.294	92.9	26.730	91.4		1:37.614		9	31.254	101.8	39.627	92.1	26.780	91.1		1:37.661	
5	29.585	102.8	41.084	88.1	26.473	91.7		1:37.142		10									

72 Andrew Storer (A) — Reynard SF79

lap	Sect-1	Speed	Sect-2	Speed	Sect-3	Speed	TopSpeed	laptime	pit	lap	Sect-1	Speed	Sect-2	Speed	Sect-3	Speed	Topspeed	laptime	pit
1	28.400	104.7	37.375	96.0	25.283	92.1		1:31.058		6	28.448	104.7	37.439	95.9	25.686	91.4		1:31.573	
2	28.526	105.2	37.924	92.4	26.025	92.1		1:32.475		7	28.300	106.5	37.702	96.3	25.707	91.7		1:31.709	
3	28.213	104.7	37.946	95.7	25.433	91.3		1:31.592		8	28.783	105.0	38.481	91.7	26.461	92.3		1:33.725	
4	28.498	105.2	37.907	95.2	25.636	91.3		1:32.041		9	28.490	105.5	37.368	95.9	25.418	91.4		1:31.276	
5	30.917	98.8	37.711	94.5	25.904	92.3		1:34.532		10									

75 Colin Wright (A) — Reynard SF79

lap	Sect-1	Speed	Sect-2	Speed	Sect-3	Speed	TopSpeed	laptime	pit	lap	Sect-1	Speed	Sect-2	Speed	Sect-3	Speed	Topspeed	laptime	pit
1	28.260	109.7	37.362	98.0	25.837	96.1		1:31.459		6	27.953	109.7	37.633	97.8	26.127	96.7		1:31.713	
2	28.764	109.8	37.178	97.1	26.453	95.7		1:32.395		7	27.678	110.6	38.675	97.4	25.724	96.7		1:32.077	
3	28.042	109.3	37.670	98.0	25.999	96.4		1:31.711		8	28.639	108.4	38.301	96.4	25.900	97.8		1:32.840	
4	27.935	110.6	37.235	98.0	26.329	96.4		1:31.499		9	27.937	110.4	37.732	98.0	25.796	97.4		1:31.465	
5	28.779	103.4	38.282	98.0	26.417	96.1		1:33.478		10									

77 David Walton (A) — Royale RP27

lap	Sect-1	Speed	Sect-2	Speed	Sect-3	Speed	TopSpeed	laptime	pit	lap	Sect-1	Speed	Sect-2	Speed	Sect-3	Speed	Topspeed	laptime	pit
1								1:31.207		6								1:33.175	
2								1:31.878		7								1:32.135	
3								1:32.641		8								1:31.759	
4								1:31.180		9								1:52.002	
5								1:32.507		10									

78 Jeremy Caine (B) — Lola T580

lap	Sect-1	Speed	Sect-2	Speed	Sect-3	Speed	TopSpeed	laptime	pit	lap	Sect-1	Speed	Sect-2	Speed	Sect-3	Speed	Topspeed	laptime	pit
1	32.300	102.3	40.385	93.3	27.087	92.6		1:39.772		5	30.855	104.9	40.088	95.6	27.125	93.3		1:38.068	
2	30.769	104.2	42.256	92.4	28.718	94.0		1:41.743		6	31.945	103.1	42.159	90.6	29.150	93.6		1:43.254	
3	30.744	104.7	43.048	89.4	27.858	92.9		1:41.650		7	30.934	104.2	40.178	92.6	26.978	92.2		1:38.090	
4	31.598	103.2	40.472	92.9	27.264	92.7		1:39.334		8	31.581	103.2	41.428	92.2	27.432	92.6		1:40.441	

88 Peter Carter (CLA) — Phantom P79

lap	Sect-1	Speed	Sect-2	Speed	Sect-3	Speed	TopSpeed	laptime	pit	lap	Sect-1	Speed	Sect-2	Speed	Sect-3	Speed	Topspeed	laptime	pit
1	31.700	100.9	43.404	84.7	28.508	92.9		1:43.612		5	29.689	105.4	38.834	94.9	27.655	93.5		1:36.178	
2	31.130	102.5	39.671	94.4	28.069	91.3		1:38.870		6	29.842	101.1	39.935	94.9	27.709	91.6		1:37.486	
3	30.372	104.5	39.667	95.3	27.809	94.1		1:37.848		7	31.120	101.1	39.584	97.0	27.379	92.1		1:38.083	
4	31.185	98.7	39.316	92.9	28.040	92.8		1:38.541		8	34.182	81.8	44.521	89.0	27.171	94.1		1:45.874	

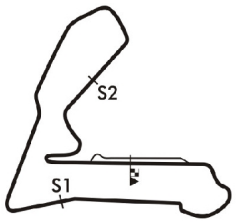

Session Start: 17:19:02 - Finish: 17:34:02
Weather/Track Conditions: Bright/Dry
Circuit: Croft
Track Length: 3.380 Km - 2.1002 miles

"Croft Nostalgia Weekend" Historic Race Meeting - 6 - 7 Aug 2016

HSCC Historic Formula Ford 2000 & HSCC Classic Clubmans

Qualifying for Races 8 & 9 - Sector Analysis

90 Scott Goodfellow (CLC) — Mallock Mk6B

lap	Sect-1	Speed	Sect-2	Speed	Sect-3	Speed	TopSpeed	laptime	pit
1	44.323	73.5	54.477	70.7	36.598	64.0		2:15.398	
2	45.882	72.2	57.554	68.5	31.507	76.8		2:14.943	
3	41.263	99.3	57.071	64.0				2:10.587	
4									

99 Geoffrey O'nion (A) — Reynard SF77

lap	Sect-1	Speed	Sect-2	Speed	Sect-3	Speed	TopSpeed	laptime	pit
1	30.883	101.5	40.102	94.4	27.141	91.2		1:38.126	
2	31.053	102.3	39.391	95.9	26.931	91.2		1:37.375	
3	29.952	102.3	38.383	96.0	26.535	91.2		1:34.870	
4	31.019	103.4	38.206	96.1	26.335	91.4		1:35.560	
5	30.622	101.2	41.718	94.8	26.860	92.1		1:39.200	
6	29.398	102.9	38.617	95.7	26.529	92.1		1:34.544	
7	29.413	104.4	38.085	96.3	26.227	92.1		1:33.725	
8	29.396	104.4	38.307	97.4	26.305	92.2		1:34.008	
9	29.591	102.5	38.192	95.9	26.246	91.4		1:34.029	
10									

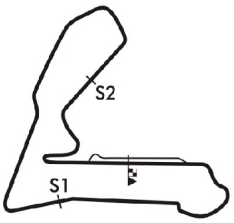

Session Start: 17:19:02 - Finish: 17:34:02
Weather/Track Conditions: Bright/Dry
Circuit: Croft
Track Length: 3.380 Km - 2.1002 miles

MST
Full results available at www.mstworld.com. Email: timing@mstworld.com

Printed : 06-08-2016 - 17:45

"Croft Nostalgia Weekend" Historic Race Meeting - 6 - 7 Aug 2016

HSCC Historic Formula Ford 2000 & HSCC Classic Clubmans

Qualifying for Races 8 & 9 - Best Sector Times

			Sector 1			Sector 2			Sector 3					
POS	NO	DRIVER/S	TIME	LAP	POS	TIME	LAP	POS	TIME	LAP	POS	IDEAL LAP	BEST LAP	On
1	1	Mark Charteris	25.559	5	1	33.779	5	1	23.726	3	1	1:23.064	**1:23.167**	**5**
2	2	John Harrison	26.328	7	2	34.795	4	2	24.580	7	2	1:25.703	**1:25.752**	**7**
3	17	Alan Cook	26.914	8	6	35.306	8	4	25.311	7	8	1:27.531	**1:27.602**	**8**
4	16	Mike Evans	27.090	7	7	35.210	4	3	24.874	2	4	1:27.174	**1:27.826**	**4**
5	27	Andrew Park	26.803	8	4	35.819	1	6	25.171	0	6	1:27.793	**1:27.906**	**8**
6	3	Andrew Smith	26.761	5	3	35.613	9	5	24.833	4	3	1:27.207	**1:27.907**	**9**
7	14	David Wale	26.905	8	5	36.161	7	7	24.967	8	5	1:28.033	**1:29.476**	**9**
8	51	Graham Ridgway	27.852	9	11	36.533	9	8	25.543	2	9	1:29.928	**1:29.988**	**9**
9	59	Tom White	27.603	5	8	36.909	4	9	25.728	4	11	1:30.240	**1:30.306**	**4**
10	72	Andrew Storer	28.213	3	13	37.368	9	13	25.283	1	7	1:30.864	**1:31.058**	**1**
11	18	Stephen Glasswell	27.917	5	12	37.287	4	12	25.760	3	12	1:30.964	**1:31.115**	**4**
12	77	David Walton											**1:31.180**	**4**
13	75	Colin Wright	27.678	7	9	37.178	2	10	25.724	7	10	1:30.580	**1:31.459**	**1**
14	15	Mick Whitehead	27.735	5	10	37.213	1	11	26.159	3	19	1:31.107	**1:31.602**	**8**
15	6	Jeremy Main	28.423	8	14	37.524	7	15	25.966	4	14	1:31.913	**1:32.022**	**7**
16	50	Clive Wood	28.613	2	16	37.544	5	16	25.890	5	13	1:32.047	**1:32.098**	**5**
17	28	Fraser Collins	28.621	8	17	37.437	8	14	26.129	8	18	1:32.187	**1:32.187**	**8**
18	34	Dale Spruce	28.491	6	15	37.730	9	17	25.968	8	15	1:32.189	**1:32.653**	**9**
19	12	Matthew Dunne	28.637	6	18	38.117	3	19	26.050	4	16	1:32.804	**1:33.388**	**4**
20	99	Geoffrey O'nion	29.396	8	22	38.085	7	18	26.227	7	20	1:33.708	**1:33.725**	**7**
21	71	John Crowson	29.072	7	19	38.334	2	20	26.473	5	24	1:33.879	**1:34.183**	**7**
22	20	David Margetts	29.267	7	21	38.815	7	22	26.918	8	26	1:35.000	**1:35.105**	**7**
23	6	David Barnett	29.475	6	23	39.263	6	25	26.436	6	23	1:35.174	**1:35.174**	**6**
24	51	Philip Hart	30.020	7	26	39.167	8	24	26.234	4	21	1:35.421	**1:35.855**	**7**
25	88	Peter Carter	29.689	5	25	38.834	5	23	27.171	8	29	1:35.694	**1:36.178**	**5**
26	58	John Muirhead	30.154	7	27	39.327	8	27	26.245	5	22	1:35.726	**1:36.355**	**5**
27	66	Adam Wheeler	29.165	5	20	38.629	6	21	26.118	6	17	1:33.912	**1:36.622**	**3**
28	68	David Facer	29.665	5	24	39.322	2	26	27.143	5	28	1:36.130	**1:37.344**	**5**
29	35	Roger Waite	30.392	7	28	39.828	8	28	26.729	3	25	1:36.949	**1:37.625**	**6**
30	78	Jeremy Caine	30.744	3	29	40.088	5	29	26.978	7	27	1:37.810	**1:38.068**	**5**
31	60	Trish Hunter	31.236	4	30	40.645	7	30	27.426	8	31	1:39.307	**1:39.631**	**8**
32	46	John Bowles	31.555	5	31	41.504	2	31	27.391	2	30	1:40.450	**1:40.657**	**2**
33	19	James Stewart	34.654	5	32	47.295	6	32	28.846	5	32	1:50.795	**1:53.113**	**5**
34	90	Scott Goodfellow	41.263	3	33	54.477	1	33	31.507	2	33	2:07.247	**2:14.943**	**2**

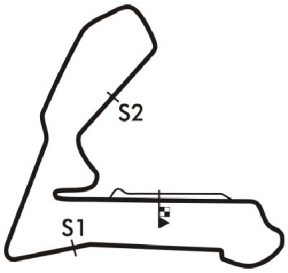

Session Start: 17:19:02 - Finish: 17:34:02
Weather/Track Conditions: Bright/Dry
Circuit: Croft
Track Length: 3.380 Km - 2.1002 miles

"Croft Nostalgia Weekend" Historic Race Meeting - 6 - 7 Aug 2016

HSCC Historic Formula Ford 2000 & HSCC Classic Clubmans

Qualifying for Races 8 & 9 - Best Sector Speeds

	NO	SECTOR 1	MPH	NO	SECTOR 2	MPH	NO	SECTOR 3	MPH
1	1	Mark Charteris	120.7	2	John Harrison	107.5	2	John Harrison	103.6
2	2	John Harrison	118.4	1	Mark Charteris	107.4	1	Mark Charteris	102.8
3	59	Tom White	118.1	14	David Wale	104.4	14	David Wale	99.9
4	16	Mike Evans	115.1	17	Alan Cook	104.0	16	Mike Evans	99.1
5	15	Mick Whitehead	114.7	16	Mike Evans	103.6	17	Alan Cook	98.8
6	34	Dale Spruce	113.7	3	Andrew Smith	102.5	75	Colin Wright	97.8
7	17	Alan Cook	113.4	15	Mick Whitehead	100.8	59	Tom White	97.4
8	3	Andrew Smith	112.2	27	Andrew Park	100.8	3	Andrew Smith	97.1
9	14	David Wale	112.2	51	Graham Ridgway	100.0	15	Mick Whitehead	96.8
10	27	Andrew Park	111.7	59	Tom White	99.0	18	Stephen Glasswell	96.3
11	75	Colin Wright	110.6	18	Stephen Glasswell	98.5	27	Andrew Park	95.6
12	18	Stephen Glasswell	110.2	75	Colin Wright	98.0	6	Jeremy Main	94.9
13	51	Graham Ridgway	108.9	99	Geoffrey O'nion	97.4	51	Graham Ridgway	94.4
14	6	Jeremy Main	108.6	88	Peter Carter	97.0	88	Peter Carter	94.1
15	28	Fraser Collins	107.9	6	Jeremy Main	96.8	34	Dale Spruce	94.0
16	72	Andrew Storer	106.5	12	Matthew Dunne	96.7	78	Jeremy Caine	94.0
17	88	Peter Carter	105.4	50	Clive Wood	96.4	20	David Margetts	92.6
18	12	Matthew Dunne	105.2	34	Dale Spruce	96.3	28	Fraser Collins	92.4
19	20	David Margetts	105.0	72	Andrew Storer	96.3	72	Andrew Storer	92.3
20	78	Jeremy Caine	104.9	20	David Margetts	96.0	71	John Crowson	92.2
21	71	John Crowson	104.7	78	Jeremy Caine	95.6	99	Geoffrey O'nion	92.2
22	99	Geoffrey O'nion	104.4	28	Fraser Collins	95.2	12	Matthew Dunne	91.8
23	50	Clive Wood	102.1	71	John Crowson	95.1	46	John Bowles	91.1
24	66	Adam Wheeler	101.7	66	Adam Wheeler	94.0	35	Roger Waite	88.5
25	6	David Barnett	101.5	35	Roger Waite	91.8	66	Adam Wheeler	88.1
26	35	Roger Waite	100.9	6	David Barnett	91.6	6	David Barnett	88.0
27	51	Philip Hart	100.5	46	John Bowles	91.3	50	Clive Wood	88.0
28	46	John Bowles	100.3	58	John Muirhead	91.1	19	James Stewart	87.3
29	90	Scott Goodfellow	99.3	68	David Facer	90.8	60	Trish Hunter	86.6
30	60	Trish Hunter	97.8	51	Philip Hart	90.3	68	David Facer	86.6
31	68	David Facer	97.3	60	Trish Hunter	88.1	51	Philip Hart	84.7
32	58	John Muirhead	97.0	19	James Stewart	80.4	58	John Muirhead	83.5
33	19	James Stewart	95.3	90	Scott Goodfellow	70.7	90	Scott Goodfellow	76.8
34	52	Liam Lambert	0.0	52	Liam Lambert	0.0	52	Liam Lambert	0.0
35	77	David Walton	0.0	77	David Walton	0.0	77	David Walton	0.0

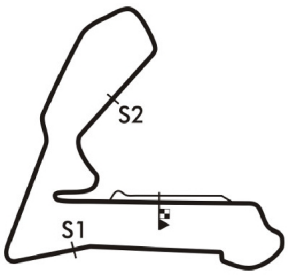

Session Start: 17:19:02 - Finish: 17:34:02
Weather/Track Conditions: Bright/Dry
Circuit: Croft
Track Length: 3.380 Km - 2.1002 miles

"Croft Nostalgia Weekend" Historic Race Meeting - 6 - 7 Aug 2016

HSCC Classic Clubmans

Race 9 - Starting Grid

Sheet No:

Start Time : 09:45 - Heat Duration : 20 Minutes

ROW							
8	15	90	Scott Goodfellow				
7	13	35	Roger Waite	14	60	Trish Hunter	
6	11	66	Adam Wheeler	12	68	David Facer	
5	9	88	Peter Carter	10	58	John Muirhead	
4	7	6	David Barnett	8	51	Philip Hart	
3	5	14	David Wale	6	50	Clive Wood	
2	3	17	Alan Cook	4	16	Mike Evans	
1	1	1	Mark Charteris	2	2	John Harrison	

Pole Right

Circuit: Croft

Track Length: 3.380 Km - 2.1002 miles

These results are provisional until the conclusion of any judicial and technical matters.

Clerk of the Course:	Timekeeper:	Issued at:
Julian Floyd	Nick Palmer	

MST

Printed : 06-08-2016 - 17:42

Full results available at www.mstworld.com. Email: timing@mstworld.com

"Croft Nostalgia Weekend" Historic Race Meeting - 6 - 7 Aug 2016

Lackford Engineering Midget & Sprite Challenge

Qualifying for Race 10 - Classification

Sheet No:

POS	NO	DRIVER/S	CLASS	CLASS POS	CAR MAKE / MODEL	TIME	ON	LAPS	GAP	DIFF	MPH
1	12	James Dunkley	A	1	MG Midget	1:36.121	8	8			78.66
2	29	Graeme Adams	A	2	MG Midget	1:36.593	7	8	0.472	0.472	78.28
3	4	David Weston	A	3	MG Midget	1:36.805	4	9	0.684	0.212	78.10
4	6	Martin Morris	A	4	MG Midget	1:38.156	6	8	2.035	1.351	77.03
5	45	David Morrison	E	1	MG Midget	1:39.750	3	8	3.629	1.594	75.80
6	46	Steve Collier	B	1	MG Midget	1:40.005	3	8	3.884	0.255	75.60
7	76	Andrew Southcott	B	2	MG Lenham	1:40.118	6	8	3.997	0.113	75.52
8	69	Peter Kennerley	B	3	MG Midget	1:41.061	2	8	4.940	0.943	74.81
9	99	Richard Wildman	B	4	MG Midget	1:41.460	8	8	5.339	0.399	74.52
10	7	Pippa Cow	E	2	MG Midget	1:41.836	5	8	5.715	0.376	74.25
11	55	Andrew McGee	A	5	MG Midget	1:41.982	4	8	5.861	0.146	74.14
12	19	Ian Burgin	E	3	Austin Healey Sprite Mk1	1:42.533	6	8	6.412	0.551	73.74
13	57	Robin Lackford	E	4	Austin Healey Sprite Mk1	1:43.486	5	7	7.365	0.953	73.06
14	3	Nigel Lackford	D	1	Austin Healey Sprite Mk1	1:43.710	4	7	7.589	0.224	72.90
15	33	John Bridge	D	2	Austin Healey Sprite	1:44.180	2	7	8.059	0.470	72.57
16	36	Dean Stanton	D	3	Austin Healey Sprite Mk1	1:44.232	5	8	8.111	0.052	72.54
17	52	Carl Chadwick	B	5	MG Midget	1:45.457	8	8	9.336	1.225	71.70
18	86	John Hilbery	E	5	MG Midget	1:47.606	4	8	11.485	2.149	70.26
19	35	Edward Easton	D	4	MG Midget	1:47.845	6	7	11.724	0.239	70.11
20	47	John Tewson	D	5	Austin Sprite Mk1	1:49.418	7	7	13.297	1.573	69.10
21	21	Darren Harman	B	6	MG Midget	1:50.597	5	7	14.476	1.179	68.36
22	13	Neville Laskey	E	6	MG Midget	1:52.402	4	5	16.281	1.805	67.27
23	17	Richard Homer	E	7	MG Midget	1:54.430	7	7	18.309	2.028	66.07
24	22	David Jenkins	D	6	Austin Sprite Mk1	2:00.057	1	7	23.936	5.627	62.98

Session Start: 17:42:42 - Finish: 17:57:48
Weather/Track Conditions: Bright/Dry
Circuit: Croft
Track Length: 3.380 Km - 2.1002 miles

These results are provisional until the conclusion of any judicial and technical matters.

Clerk of the Course:	Timekeeper:	Issued at:
Julian Floyd	Nick Palmer	

"Croft Nostalgia Weekend" Historic Race Meeting - 6 - 7 Aug 2016

Lackford Engineering Midget & Sprite Challenge

Qualifying for Race 10 - Sector Analysis

3 Nigel Lackford (D) — Austin Healey Sprite Mk1

lap	Sect-1	Speed	Sect-2	Speed	Sect-3	Speed	TopSpeed	laptime	pit
1	34.907	88.3	45.428	81.9	29.315	79.0		1:49.650	
2	34.002	88.7	44.210	84.1	29.417	79.0		1:47.629	
3	33.187	91.3	43.353	84.1	29.157	80.1		1:45.697	
4	32.150	93.3	42.365	84.9	29.195	80.0		1:43.710	
5	32.465	92.9	42.660	81.5	28.896	80.4		1:44.021	
6	32.736	92.6	42.820	84.4	30.055	79.7		1:45.611	
7	34.524	69.0	51.912	74.2	30.403	78.3		1:56.839	
8									

4 David Weston (A) — MG Midget

lap	Sect-1	Speed	Sect-2	Speed	Sect-3	Speed	TopSpeed	laptime	pit
1	31.360	96.3	40.435	92.1	26.733	88.3		1:38.528	
2	30.991	98.8	39.877	93.5	26.374	89.6		1:37.242	
3	30.040	100.0	40.852	88.1	26.294	89.4		1:37.186	
4	30.379	100.3	39.556	94.3	26.870	89.6		1:36.805	
5	30.303	101.4	39.604	90.6	27.589	89.2		1:37.496	
6	30.216	100.6	40.116	91.4	26.769	89.2		1:37.101	
7	29.990	100.3	40.666	85.1	28.006	89.8		1:38.662	
8	30.357	99.4	40.876	89.6	26.719	89.1		1:37.952	
9	30.167	99.3	40.978	91.4	26.915	88.9		1:38.060	
10									

6 Martin Morris (A) — MG Midget

lap	Sect-1	Speed	Sect-2	Speed	Sect-3	Speed	TopSpeed	laptime	pit
1	32.472	93.9	41.049	89.6	27.193	85.9		1:40.714	
2	31.339	95.7	40.460	89.0	26.821	85.7		1:38.620	
3	31.263	96.7	40.929	85.9	26.909	85.8		1:39.101	
4	31.864	95.9	40.636	86.6	27.224	85.4		1:39.724	
5	31.048	97.0	42.612	85.9	27.178	87.0		1:40.838	
6	30.976	95.7	40.223	87.7	26.957	85.6		1:38.156	
7	30.683	95.3	41.232	86.4	27.022	85.4		1:38.937	
8	30.343	97.7	41.354	86.6	27.146	85.3		1:38.843	

7 Pippa Cow (E) — MG Midget

lap	Sect-1	Speed	Sect-2	Speed	Sect-3	Speed	TopSpeed	laptime	pit
1	35.327	91.9	42.686	87.6	29.717	84.8		1:47.730	
2	32.347	96.3	41.961	89.7	28.573	85.8		1:42.881	
3	32.405	98.5	42.414	88.0	28.727	86.3		1:43.546	
4	31.504	100.8	42.087	90.1	28.649	85.7		1:42.240	
5	31.731	99.6	41.811	89.6	28.294	86.6		1:41.836	
6	32.559	98.7	42.567	89.0	28.699	87.2		1:43.825	
7	32.380	97.0	42.217	88.4	28.321	86.4		1:42.918	
8	31.566	99.4	42.736	86.8	29.107	86.4		1:43.409	

12 James Dunkley (A) — MG Midget

lap	Sect-1	Speed	Sect-2	Speed	Sect-3	Speed	TopSpeed	laptime	pit
1	33.006	89.8	45.303	84.8	28.343	87.7		1:46.652	
2	29.821	102.1	40.700	92.2	27.966	88.8		1:38.487	
3	29.989	100.6	40.278	91.7	27.224	87.4		1:37.491	
4	30.129	100.9	39.103	93.1	26.986	88.0		1:36.218	
5	29.342	102.0	38.976	91.1	29.712	87.6		1:38.030	
6	30.282	101.1	38.777	91.1	27.930	87.0		1:36.989	
7	29.446	101.4	39.454	92.1	28.066	88.1		1:36.966	
8	29.465	102.5	39.095	92.7	27.561	88.1		1:36.121	

13 Neville Laskey (E) — MG Midget

lap	Sect-1	Speed	Sect-2	Speed	Sect-3	Speed	TopSpeed	laptime	pit
1	36.608	85.8	49.214	77.9	32.428	75.8		1:58.250	
2	35.283	87.7	46.396	78.1	32.207	76.9		1:53.886	
3	35.217	88.0	46.276	79.0	32.002	73.9		1:53.495	
4	35.057	89.0	46.136	78.3	31.209	77.9		1:52.402	
5	34.589	89.5	45.944	78.2	33.195	77.1		1:53.728	
6									

17 Richard Homer (E) — MG Midget

lap	Sect-1	Speed	Sect-2	Speed	Sect-3	Speed	TopSpeed	laptime	pit
1	36.720	86.1	49.717	74.2	32.400	81.0		1:58.837	
2	36.651	80.5	50.168	76.6	31.289	80.6		1:58.108	
3	36.237	86.0	49.119	77.5	31.667	78.3		1:57.023	
4	38.949	76.3	51.140	76.6	31.796	78.3		2:01.885	
5	38.394	81.6	52.333	75.2	32.253	80.3		2:02.980	
6	36.948	78.5	48.368	79.0	30.805	82.6		1:56.121	
7	35.954	89.4	47.606	79.6	30.870	80.5		1:54.430	
8									

19 Ian Burgin (E) — Austin Healey Sprite Mk1

lap	Sect-1	Speed	Sect-2	Speed	Sect-3	Speed	TopSpeed	laptime	pit
1	35.827	93.2	44.366	85.4	29.155	83.6		1:49.348	
2	32.078	94.5	43.740	85.3	29.084	82.8		1:44.902	
3	32.093	93.5	42.800	85.3	28.685	83.1		1:43.578	
4	31.798	94.8	42.507	85.2	28.553	83.2		1:42.858	
5	31.640	96.0	42.375	85.1	28.648	83.8		1:42.663	
6	31.466	96.1	42.498	85.1	28.569	84.0		1:42.533	
7	33.612	89.5	42.877	85.2	31.455	83.8		1:47.944	
8	31.931	93.5	42.418	84.7	28.924	82.6		1:43.273	

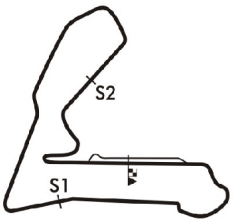

Session Start: 17:42:42 - Finish: 17:57:48
Weather/Track Conditions: Bright/Dry
Circuit: Croft
Track Length: 3.380 Km - 2.1002 miles

MST

Full results available at www.mstworld.com. Email: timing@mstworld.com

Printed : 06-08-2016 - 18:03

"Croft Nostalgia Weekend" Historic Race Meeting - 6 - 7 Aug 2016

Lackford Engineering Midget & Sprite Challenge

Qualifying for Race 10 - Sector Analysis

21 Darren Harman (B) — MG Midget

lap	Sect-1	Speed	Sect-2	Speed	Sect-3	Speed	TopSpeed	laptime	pit	lap	Sect-1	Speed	Sect-2	Speed	Sect-3	Speed	Topspeed	laptime	pit
1	35.999	84.2	49.029	76.7	31.407	84.0		1:56.435		5	33.942	92.4	46.424	84.9	30.231	83.4		1:50.597	
2	37.856	84.0	46.363	84.0	30.877	82.3		1:55.096		6	34.303	91.2	46.760	82.3	30.409	83.3		1:51.472	
3	34.192	92.7	47.220	80.9	31.193	79.3		1:52.605		7	34.482	90.9	46.713	81.1	30.668	83.3		1:51.863	
4	34.353	92.4	48.208	83.2	30.694	83.7		1:53.255		8									

22 David Jenkins (D) — Austin Sprite Mk1

lap	Sect-1	Speed	Sect-2	Speed	Sect-3	Speed	TopSpeed	laptime	pit	lap	Sect-1	Speed	Sect-2	Speed	Sect-3	Speed	Topspeed	laptime	pit
1	37.095	82.0	50.643	79.4	32.319	80.7		2:00.057		5	38.867	90.9	50.819	77.9	32.280	80.1		2:01.966	
2	37.952	84.9	51.303	78.7	32.439	79.7		2:01.694		6	38.038	82.4	51.024	76.4	32.713	79.6		2:01.775	
3	37.914	85.9	51.241	74.9	33.539	72.7		2:02.694		7	37.761	89.0	51.627	77.5	32.824	78.1		2:02.212	
4	38.946	81.2	52.054	76.0	33.434	79.3		2:04.434		8									

29 Graeme Adams (A) — MG Midget

lap	Sect-1	Speed	Sect-2	Speed	Sect-3	Speed	TopSpeed	laptime	pit	lap	Sect-1	Speed	Sect-2	Speed	Sect-3	Speed	Topspeed	laptime	pit
1	33.576	95.2	41.375	91.9	27.566	86.9		1:42.517		5	30.161	103.1	39.556	90.6	27.100	87.5		1:36.817	
2	30.210	103.9	40.311	90.8	26.556	88.3		1:37.077		6	30.221	104.5	39.594	90.6	26.816	89.0		1:36.631	
3	31.838	101.2	40.050	90.1	27.157	86.6		1:39.045		7	30.405	101.8	39.452	90.9	26.736	87.0		1:36.593	
4	30.322	101.5	39.593	89.8	26.929	87.5		1:36.844		8	30.231	100.6	43.097	79.6	29.689	72.3		1:43.017	

33 John Bridge (D) — Austin Healey Sprite

lap	Sect-1	Speed	Sect-2	Speed	Sect-3	Speed	TopSpeed	laptime	pit	lap	Sect-1	Speed	Sect-2	Speed	Sect-3	Speed	Topspeed	laptime	pit
1	33.804	97.4	43.584	84.6	28.739	82.6		1:46.127		5	34.069	97.8	43.313	85.7	31.087	83.1		1:48.469	
2	33.058	95.5	42.243	87.0	28.879	83.7		1:44.180		6	33.941	96.6	43.762	81.3	31.117	74.3		1:48.820	
3	32.824	100.6	43.179	85.9	28.908	83.5		1:44.911		7	37.214	90.3	50.855	66.8				2:00.719	
4	33.230	97.0	43.348	85.3	29.293	83.7		1:45.871		8									

35 Edward Easton (D) — MG Midget

lap	Sect-1	Speed	Sect-2	Speed	Sect-3	Speed	TopSpeed	laptime	pit	lap	Sect-1	Speed	Sect-2	Speed	Sect-3	Speed	Topspeed	laptime	pit
1	36.160	88.5	47.230	82.7	29.816	79.7		1:53.206		5	33.486	94.1	45.169	84.0	29.831	81.6		1:48.486	
2	33.967	93.7	45.273	84.9	30.155	80.5		1:49.395		6	33.207	95.7	45.083	83.3	29.555	80.4		1:47.845	
3	33.399	91.7	45.439	83.6	31.067	80.3		1:49.905		7	33.394	98.8	46.628	82.2	31.966	80.8		1:51.988	
4	33.787	91.7	45.390	83.5	29.599	80.1		1:48.776		8									

36 Dean Stanton (D) — Austin Healey Sprite Mk1

lap	Sect-1	Speed	Sect-2	Speed	Sect-3	Speed	TopSpeed	laptime	pit	lap	Sect-1	Speed	Sect-2	Speed	Sect-3	Speed	Topspeed	laptime	pit
1	35.761	90.2	47.933	77.9	31.338	82.0		1:55.032		5	32.694	96.6	42.647	88.2	28.891	82.1		1:44.232	
2	37.121	87.8	44.429	85.9	30.017	82.0		1:51.567		6	32.468	97.1	43.711	81.2	30.352	83.0		1:46.531	
3	33.511	91.6	44.349	83.5	29.584	81.9		1:47.444		7	32.424	96.8	43.863	86.7	29.799	82.7		1:46.086	
4	33.374	91.9	43.679	85.4	29.776	83.2		1:46.829		8	32.605	94.3	43.430	84.6	29.595	83.9		1:45.630	

45 David Morrison (E) — MG Midget

lap	Sect-1	Speed	Sect-2	Speed	Sect-3	Speed	TopSpeed	laptime	pit	lap	Sect-1	Speed	Sect-2	Speed	Sect-3	Speed	Topspeed	laptime	pit
1	32.620	94.0	41.599	88.3	27.250	86.1		1:41.469		5	31.268	96.7	41.212	88.9	27.584	87.8		1:40.064	
2	31.876	94.9	41.340	89.0	27.398	86.7		1:40.614		6	31.166	96.3	41.147	87.8	27.453	86.8		1:39.766	
3	31.238	95.6	41.212	88.4	27.300	86.4		1:39.750		7	31.067	96.1	41.312	88.1	27.737	86.8		1:40.116	
4	31.331	95.5	42.999	89.0	27.806	86.4		1:42.136		8	31.164	96.7	41.125	89.0	27.736	87.3		1:40.025	

46 Steve Collier (B) — MG Midget

lap	Sect-1	Speed	Sect-2	Speed	Sect-3	Speed	TopSpeed	laptime	pit	lap	Sect-1	Speed	Sect-2	Speed	Sect-3	Speed	Topspeed	laptime	pit
1	33.530	96.4	41.962	85.9	28.413	83.4		1:43.905		5	32.599	96.4	43.131	86.7	29.521	83.0		1:45.251	
2	31.726	98.1	40.787	87.6	28.520	83.9		1:41.033		6	31.798	100.0	41.077	86.6	28.187	84.9		1:41.062	
3	30.954	99.4	40.961	87.0	28.090	83.8		1:40.005		7	31.472	97.7	42.476	84.4	28.942	83.6		1:42.890	
4	30.876	99.1	40.971	88.1	28.240	84.8		1:40.087		8	31.001	99.0	41.171	85.8	28.345	82.5		1:40.517	

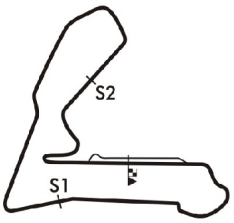

Session Start: 17:42:42 - Finish: 17:57:48
Weather/Track Conditions: Bright/Dry
Circuit: Croft
Track Length: 3.380 Km - 2.1002 miles

"Croft Nostalgia Weekend" Historic Race Meeting - 6 - 7 Aug 2016

Lackford Engineering Midget & Sprite Challenge

Qualifying for Race 10 - Sector Analysis

47 John Tewson (D) — Austin Sprite Mk1

lap	Sect-1	Speed	Sect-2	Speed	Sect-3	Speed	TopSpeed	laptime	pit	lap	Sect-1	Speed	Sect-2	Speed	Sect-3	Speed	Topspeed	laptime	pit
1	35.824	87.5	47.145	79.6	29.836	77.1		1:52.805		5	33.716	92.6	45.784	77.9	30.124	78.8		1:49.624	
2	36.250	79.6	51.579	71.2	32.424	82.1		2:00.253		6	34.810	90.7	57.878	74.4	30.852	76.5		2:03.540	
3	34.518	89.5	46.357	81.4	29.520	80.9		1:50.395		7	34.628	91.4	45.420	81.7	29.370	80.5		1:49.418	
4	35.225	87.8	46.958	75.8	30.772	79.4		1:52.955		8									

52 Carl Chadwick (B) — MG Midget

lap	Sect-1	Speed	Sect-2	Speed	Sect-3	Speed	TopSpeed	laptime	pit	lap	Sect-1	Speed	Sect-2	Speed	Sect-3	Speed	Topspeed	laptime	pit
1	34.707	87.6	45.824	84.5	32.041	83.2		1:52.572		5	33.389	96.0	43.139	88.0	29.197	87.0		1:45.725	
2	33.616	97.0	44.452	87.3	30.617	85.2		1:48.685		6	33.386	97.4	43.181	88.0	30.484	87.2		1:47.051	
3	34.035	95.5	43.717	87.2	29.468	85.9		1:47.220		7	33.144	97.4	43.243	89.6	29.619	87.8		1:46.006	
4	33.574	96.6	43.983	86.8	29.645	85.9		1:47.202		8	32.942	96.1	43.160	91.1	29.355	86.6		1:45.457	

55 Andrew McGee (A) — MG Midget

lap	Sect-1	Speed	Sect-2	Speed	Sect-3	Speed	TopSpeed	laptime	pit	lap	Sect-1	Speed	Sect-2	Speed	Sect-3	Speed	Topspeed	laptime	pit
1	34.104	90.0	42.640	86.0	28.344	83.6		1:45.088		5	31.816	94.8	41.815	83.9	28.361	83.7		1:41.992	
2	31.823	94.0	44.272	82.4	29.289	83.3		1:45.384		6	33.094	94.4	42.206	85.4	29.147	81.3		1:44.447	
3	32.300	95.5	42.465	84.3	28.341	83.3		1:43.106		7	33.404	94.1	42.784	85.5	28.885	78.4		1:45.073	
4	31.657	95.5	42.132	84.1	28.193	83.7		1:41.982		8	33.653	93.6	43.687	83.4	28.795	81.9		1:46.135	

57 Robin Lackford (E) — Austin Healey Sprite Mk1

lap	Sect-1	Speed	Sect-2	Speed	Sect-3	Speed	TopSpeed	laptime	pit	lap	Sect-1	Speed	Sect-2	Speed	Sect-3	Speed	Topspeed	laptime	pit
1	35.579	85.2	50.147	75.6	32.195	83.5		1:57.921		5	31.857	98.0	42.740	85.7	28.889	82.5		1:43.486	
2	33.051	94.4	42.916	85.2	28.779	83.8		1:44.746		6	32.135	94.1	42.175	85.4	32.491	79.0		1:46.801	
3	31.912	97.3	42.381	85.3	30.328	79.9		1:44.621		7	32.839	95.2	42.392	86.7	29.800	77.0		1:45.031	
4	33.420	96.1	42.369	84.6	28.815	81.5		1:44.604		8									

69 Peter Kennerley (B) — MG Midget

lap	Sect-1	Speed	Sect-2	Speed	Sect-3	Speed	TopSpeed	laptime	pit	lap	Sect-1	Speed	Sect-2	Speed	Sect-3	Speed	Topspeed	laptime	pit
1	33.612	95.5	42.121	88.9	27.891	88.1		1:43.624		5	31.104	100.2	41.780	87.4	29.156	88.2		1:42.040	
2	30.766	100.6	41.953	89.0	28.342	89.0		1:41.061		6	31.545	99.0	44.359	86.8	28.380	88.7		1:44.284	
3	32.471	101.2	42.279	89.1	28.337	88.3		1:43.087		7	32.441	96.8	44.735	85.8	28.168	88.2		1:45.344	
4	31.311	88.0	42.596	87.0	28.962	88.0		1:42.869		8	33.697	96.7	43.407	86.5	28.384	87.4		1:45.488	

76 Andrew Southcott (B) — MG Lenham

lap	Sect-1	Speed	Sect-2	Speed	Sect-3	Speed	TopSpeed	laptime	pit	lap	Sect-1	Speed	Sect-2	Speed	Sect-3	Speed	Topspeed	laptime	pit
1	35.866	91.8	43.570	78.6	29.577	81.2		1:49.013		5	33.719	82.2	42.514	87.5	29.093	86.5		1:45.326	
2	31.887	98.7	41.499	87.5	29.097	82.1		1:42.483		6	30.391	99.9	41.552	88.3	28.175	86.6		1:40.118	
3	31.313	98.1	41.154	92.6	28.043	85.7		1:40.510		7	33.150	96.1	42.482	90.4	28.546	85.7		1:44.178	
4	30.331	101.2	41.267	89.0	29.004	81.6		1:40.602		8	30.838	98.7	41.320	87.0	28.786	85.3		1:40.944	

86 John Hilbery (E) — MG Midget

lap	Sect-1	Speed	Sect-2	Speed	Sect-3	Speed	TopSpeed	laptime	pit	lap	Sect-1	Speed	Sect-2	Speed	Sect-3	Speed	Topspeed	laptime	pit
1	34.676	90.7	45.494	82.0	29.762	81.8		1:49.932		5	33.891	93.6	45.272	83.8	29.985	82.2		1:49.148	
2	34.625	91.7	44.756	82.7	29.704	82.5		1:49.085		6	34.135	91.9	45.833	82.8	30.187	81.5		1:50.155	
3	34.243	91.7	44.479	83.1	29.592	83.6		1:48.314		7	37.803	87.6	47.336	81.8	29.973	81.0		1:55.112	
4	33.062	92.9	44.939	86.9	29.605	82.4		1:47.606		8	34.910	90.3	45.455	81.2	31.051	83.1		1:51.416	

99 Richard Wildman (B) — MG Midget

lap	Sect-1	Speed	Sect-2	Speed	Sect-3	Speed	TopSpeed	laptime	pit	lap	Sect-1	Speed	Sect-2	Speed	Sect-3	Speed	Topspeed	laptime	pit
1	34.061	96.6	42.745	87.5	28.185	85.5		1:44.991		5	32.115	97.0	43.336	84.1	28.881	85.3		1:44.332	
2	33.084	95.6	42.775	86.8	28.573	86.4		1:44.432		6	32.088	96.7	41.627	87.4	28.465	88.7		1:42.180	
3	32.473	97.5	42.288	87.7	28.131	87.4		1:42.892		7	32.305	97.8	40.783	87.0	28.633	88.2		1:41.721	
4	31.646	97.7	42.137	87.4	28.187	85.8		1:41.970		8	31.564	97.5	41.417	88.1	28.479	87.2		1:41.460	

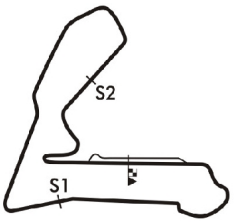

Session Start: 17:42:42 - Finish: 17:57:48
Weather/Track Conditions: Bright/Dry
Circuit: Croft
Track Length: 3.380 Km - 2.1002 miles

"Croft Nostalgia Weekend" Historic Race Meeting - 6 - 7 Aug 2016

Lackford Engineering Midget & Sprite Challenge

Qualifying for Race 10 - Best Sector Times

			Sector 1			Sector 2			Sector 3					
POS	NO	DRIVER/S	TIME	LAP	POS	TIME	LAP	POS	TIME	LAP	POS	IDEAL LAP	BEST LAP	On
1	12	James Dunkley	29.342	5	1	38.777	6	1	26.986	4	4	1:35.105	**1:36.121**	**8**
2	29	Graeme Adams	30.161	5	3	39.452	7	2	26.556	2	2	1:36.169	**1:36.593**	**7**
3	4	David Weston	29.990	7	2	39.556	4	3	26.294	3	1	1:35.840	**1:36.805**	**4**
4	6	Martin Morris	30.343	8	5	40.223	6	4	26.821	2	3	1:37.387	**1:38.156**	**6**
5	45	David Morrison	31.067	7	8	41.125	8	7	27.250	1	5	1:39.442	**1:39.750**	**3**
6	46	Steve Collier	30.876	4	7	40.787	2	6	28.090	3	8	1:39.753	**1:40.005**	**3**
7	76	Andrew Southcott	30.331	4	4	41.154	3	8	28.043	3	7	1:39.528	**1:40.118**	**6**
8	69	Peter Kennerley	30.766	2	6	41.780	5	9	27.891	1	6	1:40.437	**1:41.061**	**2**
9	99	Richard Wildman	31.564	8	11	40.783	7	5	28.131	3	9	1:40.478	**1:41.460**	**8**
10	7	Pippa Cow	31.504	4	10	41.811	5	10	28.294	5	11	1:41.609	**1:41.836**	**5**
11	55	Andrew McGee	31.657	4	12	41.815	5	11	28.193	4	10	1:41.665	**1:41.982**	**4**
12	19	Ian Burgin	31.466	6	9	42.375	5	15	28.553	4	12	1:42.394	**1:42.533**	**6**
13	57	Robin Lackford	31.857	5	13	42.175	6	12	28.779	2	14	1:42.811	**1:43.486**	**5**
14	3	Nigel Lackford	32.150	4	14	42.365	4	14	28.896	5	16	1:43.411	**1:43.710**	**4**
15	33	John Bridge	32.824	3	16	42.243	2	13	28.739	1	13	1:43.806	**1:44.180**	**2**
16	36	Dean Stanton	32.424	7	15	42.647	5	16	28.891	5	15	1:43.962	**1:44.232**	**5**
17	52	Carl Chadwick	32.942	8	17	43.139	5	17	29.197	5	17	1:45.278	**1:45.457**	**8**
18	86	John Hilbery	33.062	4	18	44.479	3	18	29.592	3	20	1:47.133	**1:47.606**	**4**
19	35	Edward Easton	33.207	6	19	45.083	6	19	29.555	6	19	1:47.845	**1:47.845**	**6**
20	47	John Tewson	33.716	5	20	45.420	7	20	29.370	7	18	1:48.506	**1:49.418**	**7**
21	21	Darren Harman	33.942	5	21	46.363	2	22	30.231	5	21	1:50.536	**1:50.597**	**5**
22	13	Neville Laskey	34.589	5	22	45.944	5	21	31.209	4	23	1:51.742	**1:52.402**	**4**
23	17	Richard Homer	35.954	7	23	47.606	7	23	30.805	6	22	1:54.365	**1:54.430**	**7**
24	22	David Jenkins	37.095	1	24	50.643	1	24	32.280	5	24	2:00.018	**2:00.057**	**1**

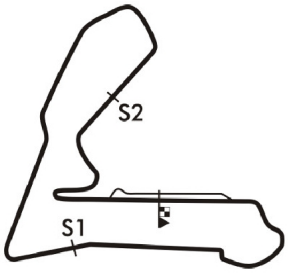

Session Start: 17:42:42 - Finish: 17:57:48
Weather/Track Conditions: Bright/Dry
Circuit: Croft
Track Length: 3.380 Km - 2.1002 miles

"Croft Nostalgia Weekend" Historic Race Meeting - 6 - 7 Aug 2016

Lackford Engineering Midget & Sprite Challenge

Qualifying for Race 10 - Best Sector Speeds

	NO	SECTOR 1	MPH	NO	SECTOR 2	MPH	NO	SECTOR 3	MPH
1	29	Graeme Adams	104.5	4	David Weston	94.3	4	David Weston	89.8
2	12	James Dunkley	102.5	12	James Dunkley	93.1	29	Graeme Adams	89.0
3	4	David Weston	101.4	76	Andrew Southcott	92.6	69	Peter Kennerley	89.0
4	69	Peter Kennerley	101.2	29	Graeme Adams	91.9	12	James Dunkley	88.8
5	76	Andrew Southcott	101.2	52	Carl Chadwick	91.1	99	Richard Wildman	88.7
6	7	Pippa Cow	100.8	7	Pippa Cow	90.1	45	David Morrison	87.8
7	33	John Bridge	100.6	6	Martin Morris	89.6	52	Carl Chadwick	87.8
8	46	Steve Collier	100.0	69	Peter Kennerley	89.1	7	Pippa Cow	87.2
9	35	Edward Easton	98.8	45	David Morrison	89.0	6	Martin Morris	87.0
10	57	Robin Lackford	98.0	36	Dean Stanton	88.2	76	Andrew Southcott	86.6
11	99	Richard Wildman	97.8	46	Steve Collier	88.1	46	Steve Collier	84.9
12	6	Martin Morris	97.7	99	Richard Wildman	88.1	19	Ian Burgin	84.0
13	52	Carl Chadwick	97.4	33	John Bridge	87.0	21	Darren Harman	84.0
14	36	Dean Stanton	97.1	86	John Hilbery	86.9	36	Dean Stanton	83.9
15	45	David Morrison	96.7	57	Robin Lackford	86.7	57	Robin Lackford	83.8
16	19	Ian Burgin	96.1	55	Andrew McGee	86.0	33	John Bridge	83.7
17	55	Andrew McGee	95.5	19	Ian Burgin	85.4	55	Andrew McGee	83.7
18	86	John Hilbery	93.6	3	Nigel Lackford	84.9	86	John Hilbery	83.6
19	3	Nigel Lackford	93.3	21	Darren Harman	84.9	17	Richard Homer	82.6
20	21	Darren Harman	92.7	35	Edward Easton	84.9	47	John Tewson	82.1
21	47	John Tewson	92.6	47	John Tewson	81.7	35	Edward Easton	81.6
22	22	David Jenkins	90.9	22	David Jenkins	80.3	22	David Jenkins	80.7
23	13	Neville Laskey	89.5	17	Richard Homer	79.6	3	Nigel Lackford	80.4
24	17	Richard Homer	89.4	13	Neville Laskey	79.0	13	Neville Laskey	77.9
25	8	Nick Day	0.0	8	Nick Day	0.0	8	Nick Day	0.0
26	25	Tom Walker	0.0	25	Tom Walker	0.0	25	Tom Walker	0.0

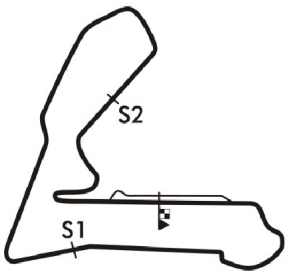

Session Start: 17:42:42 - Finish: 17:57:48
Weather/Track Conditions: Bright/Dry
Circuit: Croft
Track Length: 3.380 Km - 2.1002 miles

"Croft Nostalgia Weekend" Historic Race Meeting - 6 - 7 Aug 2016

Lackford Engineering Midget & Sprite Challenge

Race 10 - Starting Grid - Amended

Sheet No:

Start Time : 10:30 - Heat Duration : 20 Minutes

ROW							
13	25	25	Tom Walker	26	8	Nick Day
12	23	17	Richard Homer	24	22	David Jenkins
11	21	21	Darren Harman	22	13	Neville Laskey
10	19	35	Edward Easton	20	47	John Tewson
9	17	52	Carl Chadwick	18	86	John Hilbery
8	15	33	John Bridge	16	36	Dean Stanton
7	13	57	Robin Lackford	14	3	Nigel Lackford
6	11	55	Andrew McGee	12	19	Ian Burgin
5	9	99	Richard Wildman	10	7	Pippa Cow
4	7	76	Andrew Southcott	8	69	Peter Kennerley
3	5	45	David Morrison	6	46	Steve Collier
2	3	4	David Weston	4	6	Martin Morris
1	1	12	James Dunkley	2	29	Graeme Adams

Pole Right

Cars 8 & 25 allowed to start from back of grid.

Circuit: Croft

Track Length: 3.380 Km - 2.1002 miles

These results are provisional until the conclusion of any judicial and technical matters.

Clerk of the Course:	Timekeeper:	Issued at:
Julian Floyd	Nick Palmer	

MST

Printed : 07-08-2016 - 08:35

Full results available at www.mstworld.com. Email: timing@mstworld.com

"Croft Nostalgia Weekend" Historic Race Meeting - 6 - 7 Aug 2016

Historic Formula Ford 2000 sponsored by Lackford Engineering

Race 8 - Classification - Amended

Sheet No:

POS	NO	DRIVER/S	CLASS	CLASS POS	CAR MAKE / MODEL	TIME	LAPS	GAP	DIFF	MPH	BEST	ON
1	27	Andrew Park	A	1	Reynard SF81	20:45.270	14	-- 14 laps		85.00	1:27.873	7
2	3	Andrew Smith	A	2	Royale RP27	20:49.198	14	3.928	3.928	84.73	1:27.689	5
3	72	Andrew Storer	A	3	Reynard SF79	21:14.111	14	28.841	24.913	83.08	1:29.357	9
4	51	Graham Ridgway	A	4	Reynard SF78	21:20.894	14	35.624	6.783	82.64	1:30.449	4
5	59	Tom White	B	1	Osella FAF	21:27.146	14	41.876	6.252	82.23	1:30.373	5
6	18	Stephen Glasswell	A	5	Reynard SF79	21:33.399	14	48.129	6.253	81.83	1:31.145	5
7	77	David Walton	A	6	Royale RP27	21:45.067	14	59.797	11.668	81.11	1:31.768	3
8	6	Jeremy Main	A	7	Reynard SF79	21:53.442	14	1:08.172	8.375	80.59	1:32.400	2
9	28	Fraser Collins	A	8	Lola T580	23:39.529	14	2:54.259	1:46.087	74.56	1:32.487	7
10	12	Matthew Dunne	A	9	Royale RP27	21:09.762	13	-- 13 laps		77.40	1:32.924	2
11	99	Geoffrey O'nion	A	10	Reynard SF77	21:14.107	13	4.345	4.345	77.14	1:34.518	12
12	71	John Crowson	A	11	Royale RP27	21:20.360	13	10.598	6.253	76.76	1:35.588	9
13	20	David Margetts	B	2	Dulon MP21	21:22.890	13	13.128	2.530	76.62	1:36.251	6
14	78	Jeremy Caine	B	3	Lola T580	21:32.424	13	22.662	9.534	76.05	1:36.501	6
15	46	John Bowles	C	1	Elden PRH14	22:03.537	13	53.775	31.113	74.26	1:38.622	3
16	34	Dale Spruce	A	12	Reynard SF79	20:54.204	12	-- 12 laps	31.565	72.34	1:31.560	7
---------- NOT CLASSIFIED ----------												
DNF	75	Colin Wright	A		Reynard SF79	15:27.493	10	-- 10 laps		81.52	1:30.783	3
DNF	15	Mick Whitehead	A		Reynard SF79	3:42.338	2	-- 2 laps --	29.718	68.01	1:43.169	1
EXC	19	James Stewart	B		Crossle 33F	21:55.765	12	-- 12 laps		68.95	1:45.526	4

---------- FASTEST LAP SUMMARY ----------

NO	DRIVER/S	CLASS	CAR MAKE / MODEL	FASTEST LAP	ON	MPH
3	Andrew Smith	A	Royale RP27	1:27.689	5	86.22
59	Tom White	B	Osella FAF	1:30.373	5	83.66
46	John Bowles	C	Elden PRH14	1:38.622	3	76.66

Car 19 excluded from race - Regulation Q.19.1.2 refers.
Car 28 - 105 second penalty - Regulation Q.14.4.2 refers.

Session Start: 09:09:58 - Finish: 09:30:39
Weather/Track Conditions: Sun/Dry
Circuit: Croft
Track Length: 3.380 Km - 2.1002 miles

These results are provisional until the conclusion of any judicial and technical matters.

Clerk of the Course:	Timekeeper:	Issued at:
Julian Floyd	Nick Palmer	

MST

Printed : 07-08-2016 - 12:03

Full results available at www.mstworld.com. Email: timing@mstworld.com

"Croft Nostalgia Weekend" Historic Race Meeting - 6 - 7 Aug 2016

Historic Formula Ford 2000 sponsored by Lackford Engineering

Race 8 - Sector Analysis

3 Andrew Smith (A) — Royale RP27

lap	Sect-1	Speed	Sect-2	Speed	Sect-3	Speed	TopSpeed	laptime	pit	lap	Sect-1	Speed	Sect-2	Speed	Sect-3	Speed	Topspeed	laptime	pit
1		108.6	37.378	101.2	25.529	96.6		1:36.913		8	27.035	110.2	35.852	101.1	24.911	96.0		1:27.798	
2	27.518	108.4	36.382	101.2	25.332	95.1		1:29.232		9	26.999	110.0	36.233	99.6	25.047	96.0		1:28.279	
3	27.229	110.2	35.964	101.4	25.050	95.5		1:28.243		10	27.158	110.6	35.926	98.7	25.271	96.1		1:28.355	
4	27.306	110.2	35.842	101.5	24.893	95.6		1:28.041		11	28.121	108.8	36.329	101.4	25.117	96.3		1:29.567	
5	27.009	110.2	35.718	101.8	24.962	95.5		1:27.689		12	27.103	111.5	36.463	101.5	25.231	95.9		1:28.797	
6	27.117	110.2	36.308	101.8	25.041	95.3		1:28.466		13	27.126	110.0	35.863	101.2	25.384	96.7		1:28.373	
7	29.368	108.6	35.953	101.7	25.040	96.7		1:30.361		14	28.039	109.7	36.086	101.1	24.959	95.9		1:29.084	

6 Jeremy Main (A) — Reynard SF79

lap	Sect-1	Speed	Sect-2	Speed	Sect-3	Speed	TopSpeed	laptime	pit	lap	Sect-1	Speed	Sect-2	Speed	Sect-3	Speed	Topspeed	laptime	pit
1		106.4	38.909	96.7	26.434	94.7		1:42.217		8	29.782	104.5	38.070	96.0	26.222	94.0		1:34.074	
2	28.552	106.9	37.980	97.0	25.868	94.1		1:32.400		9	28.800	107.2	38.454	95.6	26.274	94.1		1:33.528	
3	28.584	107.0	37.878	96.1	26.394	93.9		1:32.856		10	28.782	108.2	38.090	96.6	26.116	95.3		1:32.988	
4	28.492	107.7	37.803	97.0	26.236	93.5		1:32.531		11	28.403	107.4	38.272	94.1	26.676	94.0		1:33.351	
5	28.678	107.5	37.808	95.7	26.487	93.3		1:32.973		12	28.578	107.0	38.123	95.5	26.408	94.5		1:33.109	
6	28.530	107.4	38.142	96.0	26.163	95.1		1:32.835		13	28.520	107.5	38.749	93.1	26.351	93.7		1:33.620	
7	28.845	107.2	38.431	96.4	26.151	94.9		1:33.427		14	28.639	107.9	38.194	96.0	26.700	93.6		1:33.533	

12 Matthew Dunne (A) — Royale RP27

lap	Sect-1	Speed	Sect-2	Speed	Sect-3	Speed	TopSpeed	laptime	pit	lap	Sect-1	Speed	Sect-2	Speed	Sect-3	Speed	Topspeed	laptime	pit
1		106.2	38.950	96.4	26.800	92.8		1:42.943		8	29.726	100.2	39.418	94.5	26.952	90.0		1:36.096	
2	28.609	105.7	37.982	96.3	26.333	92.1		1:32.924		9	29.027	103.6	38.749	96.3	27.329	88.9		1:35.105	
3	28.685	105.4	37.957	95.1	41.553	90.8		1:48.195		10	29.087	102.8	39.072	94.4	27.413	92.6		1:35.572	
4	30.975	103.2	39.698	95.3	27.880	91.9		1:38.553		11	29.036	102.8	38.934	95.6	27.115	89.5		1:35.085	
5	30.941	102.1	39.517	93.9	26.842	91.1		1:37.300		12	30.196	100.8	39.505	94.3	27.778	88.8		1:37.479	
6	28.780	107.0	40.028	91.8	27.225	92.2		1:36.033		13	29.463	102.3	39.405	91.7	28.151	83.7		1:37.019	
7	29.237	105.4	40.499	92.6	27.722	93.2		1:37.458		14									

15 Mick Whitehead (A) — Reynard SF79

lap	Sect-1	Speed	Sect-2	Speed	Sect-3	Speed	TopSpeed	laptime	pit	lap	Sect-1	Speed	Sect-2	Speed	Sect-3	Speed	Topspeed	laptime	pit
1		99.3	38.956	94.1	27.685	85.3		1:43.169		2	37.994	68.5	51.841	57.7				1:59.169	

18 Stephen Glasswell (A) — Reynard SF79

lap	Sect-1	Speed	Sect-2	Speed	Sect-3	Speed	TopSpeed	laptime	pit	lap	Sect-1	Speed	Sect-2	Speed	Sect-3	Speed	Topspeed	laptime	pit
1		105.4	37.912	97.4	25.758	95.2		1:39.160		8	28.841	106.4	37.794	97.8	25.809	94.9		1:32.444	
2	28.581	105.4	37.323	98.1	25.732	95.3		1:31.636		9	28.203	108.1	37.314	97.5	26.166	93.9		1:31.683	
3	28.663	107.0	37.188	98.1	25.748	95.3		1:31.599		10	28.026	108.6	37.180	96.8	26.097	94.5		1:31.303	
4	28.355	108.4	37.180	97.8	25.627	95.3		1:31.162		11	28.037	107.4	37.603	97.7	26.117	95.3		1:31.757	
5	28.067	108.4	37.351	97.0	25.727	95.2		1:31.145		12	27.953	107.0	37.768	98.5	26.593	94.0		1:32.314	
6	28.223	108.4	37.613	97.1	26.038	94.1		1:31.874		13	28.323	106.9	38.817	95.9	25.916	94.9		1:33.056	
7	28.179	107.7	38.169	97.1	26.167	92.7		1:32.515		14	28.008	107.9	37.723	97.1	26.020	94.4		1:31.751	

19 James Stewart (B) — Crossle 33F

lap	Sect-1	Speed	Sect-2	Speed	Sect-3	Speed	TopSpeed	laptime	pit	lap	Sect-1	Speed	Sect-2	Speed	Sect-3	Speed	Topspeed	laptime	pit
1		93.3	45.635	80.7	28.422	88.8		1:58.730		7	33.982	91.4	44.895	86.0	29.758	82.3		1:48.635	
2	34.704	94.9	46.554	86.3	28.713	86.9		1:49.971		8	33.084	99.4	44.334	84.4	28.806	85.5		1:46.224	
3	32.866	99.9	44.408	86.7	28.725	83.4		1:45.999		9	33.210	98.0	46.985	79.2	30.130	81.3		1:50.325	
4	33.038	99.9	44.051	86.8	28.437	81.9		1:45.526		10	36.976	81.5	47.437	83.5	31.367	77.2		1:55.780	
5	32.783	92.3	45.150	81.0	28.566	81.7		1:46.499		11	34.569	94.7	46.177	83.8	29.669	84.9		1:50.415	
6	32.733	92.3	45.987	84.0	30.119	75.3		1:48.839		12	33.022	91.8	45.245	84.5	30.555	82.7		1:48.822	

20 David Margetts (B) — Dulon MP21

lap	Sect-1	Speed	Sect-2	Speed	Sect-3	Speed	TopSpeed	laptime	pit	lap	Sect-1	Speed	Sect-2	Speed	Sect-3	Speed	Topspeed	laptime	pit
1								1:49.314		8								1:37.178	
2								1:37.927		9								1:37.216	
3								1:37.711		10								1:36.809	
4								1:37.664		11								1:38.603	
5								1:40.960		12								1:38.254	
6								1:36.251		13								1:37.968	
7								1:37.035		14									

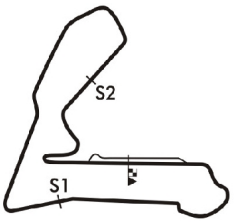

Session Start: 09:09:58 - Finish: 09:30:39
Weather/Track Conditions: Sun/Dry
Circuit: Croft
Track Length: 3.380 Km - 2.1002 miles

MST

Full results available at www.mstworld.com. Email: timing@mstworld.com

Printed : 07-08-2016 - 09:33

"Croft Nostalgia Weekend" Historic Race Meeting - 6 - 7 Aug 2016

Historic Formula Ford 2000 sponsored by Lackford Engineering

Race 8 - Sector Analysis

27 Andrew Park (A) — Reynard SF81

lap	Sect-1	Speed	Sect-2	Speed	Sect-3	Speed	TopSpeed	laptime	pit	lap	Sect-1	Speed	Sect-2	Speed	Sect-3	Speed	Topspeed	laptime	pit
1		108.9	36.605	100.3	25.206	95.2		1:33.895		8	27.185	109.3	36.105	100.6	25.237	95.5		1:28.527	
2	27.313	108.1	36.089	101.2	24.945	94.8		1:28.347		9	27.236	109.1	36.012	100.5	25.338	95.2		1:28.586	
3	26.903	109.7	35.885	100.5	25.200	94.9		1:27.988		10	27.206	110.6	37.062	97.7	25.667	94.0		1:29.935	
4	27.068	110.0	36.013	101.1	25.233	94.7		1:28.314		11	27.221	110.2	36.322	100.5	25.813	95.1		1:29.356	
5	26.990	110.4	35.799	101.7	25.237	94.0		1:28.026		12	27.167	109.8	35.796	100.8	25.689	95.1		1:28.652	
6	27.104	110.0	35.885	101.2	25.129	94.7		1:28.118		13	26.984	109.5	36.050	100.0	25.407	94.8		1:28.441	
7	26.916	110.0	35.719	100.9	25.238	94.9		1:27.873		14	27.218	109.1	36.291	99.7	25.703	94.9		1:29.212	

28 Fraser Collins (A) — Lola T580

lap	Sect-1	Speed	Sect-2	Speed	Sect-3	Speed	TopSpeed	laptime	pit	lap	Sect-1	Speed	Sect-2	Speed	Sect-3	Speed	Topspeed	laptime	pit
1		104.0	38.794	93.9	27.109	91.8		1:43.720		8	28.594	106.0	37.765	96.8	26.357	92.7		1:32.716	
2	29.525	105.4	38.115	95.2	26.148	91.3		1:33.788		9	28.480	104.0	37.619	93.6	26.399	92.8		1:32.498	
3	28.860	105.7	37.933	94.1	26.792	91.1		1:33.585		10	28.653	107.9	37.533	97.7	27.026	93.3		1:33.212	
4	28.788	106.0	37.604	95.6	26.433	91.8		1:32.825		11	28.403	106.4	37.693	95.5	26.837	92.3		1:32.933	
5	28.529	106.9	38.309	95.7	26.281	91.3		1:33.119		12	28.724	106.7	37.535	97.0	27.057	92.8		1:33.316	
6	29.099	106.0	37.599	96.8	26.296	92.4		1:32.994		13	28.431	106.9	38.639	93.1	26.720	92.1		1:33.790	
7	28.604	105.7	37.459	96.0	26.424	92.3		1:32.487		14	28.594	106.9	37.653	97.1	27.299	91.4		1:33.546	

34 Dale Spruce (A) — Reynard SF79

lap	Sect-1	Speed	Sect-2	Speed	Sect-3	Speed	TopSpeed	laptime	pit	lap	Sect-1	Speed	Sect-2	Speed	Sect-3	Speed	Topspeed	laptime	pit
1		105.8	38.815	95.9	26.725	94.9		1:43.907		7	28.203	108.8	37.314	96.6	26.043	94.4		1:31.560	
2	28.822	106.7	37.747	97.4	25.957	94.4		1:32.526		8	28.238	108.1	48.611	62.4				1:53.260	
3	28.321	109.1	38.018	97.0	35.106	90.6		1:41.445		9	Out	107.5	38.495	95.6	26.466	93.3		3:13.337	P
4	29.021	108.1	37.568	97.7	25.907	94.0		1:32.496		10	28.348	108.2	37.635	96.3	26.930	93.3		1:32.913	
5	28.289	108.9	37.495	97.0	25.968	93.7		1:31.752		11	29.735	100.9	38.186	95.9	26.611	93.9		1:34.532	
6	28.382	108.6	37.481	97.5	26.031	94.4		1:31.894		12	29.994	106.0	37.801	96.4	26.787	92.9		1:34.582	

46 John Bowles (C) — Elden PRH14

lap	Sect-1	Speed	Sect-2	Speed	Sect-3	Speed	TopSpeed	laptime	pit	lap	Sect-1	Speed	Sect-2	Speed	Sect-3	Speed	Topspeed	laptime	pit
1		101.2	41.877	91.7	27.210	94.0		1:51.306		8	31.818	98.4	42.926	90.7	28.073	88.9		1:42.817	
2	30.881	100.6	40.889	92.3	27.162	91.4		1:38.932		9	31.200	100.3	41.510	91.1	28.332	88.1		1:41.042	
3	30.414	101.8	40.664	91.8	27.544	91.2		1:38.622		10	32.405	96.7	42.019	86.6	29.412	89.7		1:43.836	
4	30.640	102.3	40.794	89.7	27.965	91.1		1:39.399		11	31.666	98.7	42.080	90.7	28.274	90.0		1:42.020	
5	32.180	98.5	41.940	90.7	27.532	90.6		1:41.652		12	31.322	99.4	42.744	84.9	27.951	88.2		1:42.017	
6	31.120	100.3	41.346	90.1	27.500	91.6		1:39.966		13	31.202	101.4	41.387	89.4	28.309	89.1		1:40.898	
7	31.348	99.7	41.387	91.1	28.295	81.2		1:41.030		14									

51 Graham Ridgway (A) — Reynard SF78

lap	Sect-1	Speed	Sect-2	Speed	Sect-3	Speed	TopSpeed	laptime	pit	lap	Sect-1	Speed	Sect-2	Speed	Sect-3	Speed	Topspeed	laptime	pit
1		105.8	37.026	95.9	25.851	93.7		1:36.894		8	28.220	106.5	37.047	100.3	25.787	92.9		1:31.054	
2	28.428	106.4	36.758	99.9	26.070	92.8		1:31.256		9	28.039	107.2	36.846	99.9	26.032	93.6		1:30.917	
3	28.074	107.5	36.880	98.3	25.670	93.7		1:30.624		10	28.224	107.0	36.968	98.1	25.922	94.3		1:31.114	
4	28.100	107.5	36.675	99.3	25.674	93.5		1:30.449		11	28.715	106.9	36.747	99.1	26.245	94.4		1:31.707	
5	28.198	107.2	36.979	98.8	25.542	94.8		1:30.719		12	28.100	106.9	36.651	99.3	26.283	93.2		1:31.034	
6	28.224	108.4	37.541	82.4	26.060	93.5		1:31.825		13	28.334	108.1	36.801	99.3	25.664	94.4		1:30.799	
7	28.088	107.4	36.780	99.3	25.731	93.1		1:30.599		14	27.991	107.4	37.670	98.3	26.242	92.1		1:31.903	

59 Tom White (B) — Osella FAF

lap	Sect-1	Speed	Sect-2	Speed	Sect-3	Speed	TopSpeed	laptime	pit	lap	Sect-1	Speed	Sect-2	Speed	Sect-3	Speed	Topspeed	laptime	pit
1		108.1	37.812	97.5	26.011	96.3		1:38.188		8	28.252	100.3	37.336	96.0	26.009	96.3		1:31.597	
2	28.190	107.7	37.391	98.8	26.788	96.0		1:32.369		9	27.816	108.9	37.090	98.8	26.178	95.9		1:31.084	
3	27.935	110.0	37.264	98.0	26.225	95.5		1:31.424		10	27.840	109.7	37.054	99.1	26.005	96.0		1:30.899	
4	28.140	109.5	37.007	97.4	25.946	95.7		1:31.093		11	28.233	106.5	37.034	97.0	26.069	95.9		1:31.336	
5	27.755	109.7	36.850	95.9	25.768	95.9		1:30.373		12	27.795	109.1	37.338	98.3	26.242	96.3		1:31.375	
6	27.800	109.7	36.993	97.5	25.708	96.3		1:30.501		13	29.477	105.0	37.453	97.7	26.595	96.4		1:33.525	
7	27.835	109.1	37.039	98.7	25.918	96.6		1:30.792		14	29.030	108.6	37.226	97.3	26.334	95.5		1:32.590	

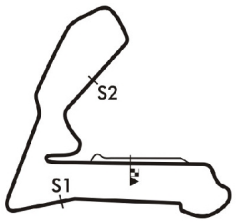

Session Start: 09:09:58 - Finish: 09:30:39
Weather/Track Conditions: Sun/Dry
Circuit: Croft
Track Length: 3.380 Km - 2.1002 miles

"Croft Nostalgia Weekend" Historic Race Meeting - 6 - 7 Aug 2016

Historic Formula Ford 2000 sponsored by Lackford Engineering

Race 8 - Sector Analysis

71 John Crowson (A) — Royale RP27

lap	Sect-1	Speed	Sect-2	Speed	Sect-3	Speed	TopSpeed	laptime	pit
1		99.9	41.065	94.5	27.204	91.2		1:48.194	
2	30.551	100.5	40.323	89.6	27.259	90.9		1:38.133	
3	30.231	102.1	39.965	91.6	27.263	91.3		1:37.459	
4	29.807	103.6	40.643	91.4	27.358	90.7		1:37.808	
5	29.712	103.4	40.456	90.0	26.801	91.2		1:36.969	
6	29.922	104.2	40.146	91.1	26.671	91.9		1:36.739	
7	29.788	104.2	40.395	91.6	27.904	92.2		1:38.087	
8	30.247	104.2	40.386	93.9	26.857	91.8		1:37.490	
9	29.298	104.5	39.350	93.2	26.940	92.1		1:35.588	
10	29.253	104.5	40.873	91.7	28.215	91.4		1:38.341	
11	32.211	98.8	41.514	92.9	27.503	91.1		1:41.228	
12	30.031	104.7	39.901	92.3	27.005	91.6		1:36.937	
13	30.143	102.6	40.135	91.8	27.109	91.9		1:37.387	
14									

72 Andrew Storer (A) — Reynard SF79

lap	Sect-1	Speed	Sect-2	Speed	Sect-3	Speed	TopSpeed	laptime	pit
1		108.4	37.880	99.4	26.019	96.0		1:38.640	
2	28.199	107.9	37.181	100.3	25.677	95.6		1:31.057	
3	27.828	110.2	36.506	99.6	25.482	95.9		1:29.816	
4	27.793	110.6	36.806	99.4	25.597	96.0		1:30.196	
5	27.705	112.2	37.217	99.0	25.601	96.1		1:30.523	
6	28.020	110.4	37.357	99.4	25.500	95.5		1:30.877	
7	27.732	109.8	36.589	98.7	25.419	95.6		1:29.740	
8	27.543	110.2	36.769	98.3	25.638	95.2		1:29.950	
9	27.588	110.6	36.496	100.2	25.273	95.3		1:29.357	
10	27.390	110.9	37.189	99.6	25.473	96.0		1:30.052	
11	27.842	109.7	36.626	99.3	25.211	96.1		1:29.679	
12	27.445	109.8	37.291	98.3	26.009	96.3		1:30.745	
13	27.621	110.6	38.150	91.9	26.641	96.0		1:32.412	
14	27.778	110.0	36.601	100.3	26.688	95.6		1:31.067	

75 Colin Wright (A) — Reynard SF79

lap	Sect-1	Speed	Sect-2	Speed	Sect-3	Speed	TopSpeed	laptime	pit
1		107.5	38.633	96.4	26.202	95.9		1:40.588	
2	28.361	107.7	37.775	98.4	25.896	95.3		1:32.032	
3	28.044	109.5	36.931	98.3	25.808	93.7		1:30.783	
4	28.342	108.8	37.180	97.4	26.167	95.5		1:31.689	
5	27.773	109.3	37.150	98.5	26.199	96.0		1:31.122	
6	27.939	110.4	37.230	98.1	26.022	96.7		1:31.191	
7	28.054	108.6	38.651	93.9	26.028	96.4		1:32.733	
8	28.240	108.8	37.987	97.8	26.256	96.3		1:32.483	
9	28.131	109.1	37.502	97.8	25.887	95.6		1:31.520	
10	27.889	110.2	37.584	97.4	27.879	96.6		1:33.352	

77 David Walton (A) — Royale RP27

lap	Sect-1	Speed	Sect-2	Speed	Sect-3	Speed	TopSpeed	laptime	pit
1		103.9	38.227	95.5	26.417	92.4		1:41.080	
2	28.350	104.9	37.675	97.1	26.052	93.1		1:32.077	
3	28.367	105.7	37.339	96.3	26.062	91.8		1:31.768	
4	28.700	105.5	37.511	97.3	25.955	90.9		1:32.166	
5	28.647	105.8	37.573	96.3	26.042	92.1		1:32.262	
6	28.456	106.2	37.253	97.3	26.069	92.6		1:31.778	
7	29.031	105.2	37.989	95.5	26.241	92.7		1:33.261	
8	28.546	104.4	37.303	97.4	26.475	91.3		1:32.324	
9	28.832	104.7	37.575	95.3	26.156	91.4		1:32.563	
10	28.628	105.4	37.792	96.6	26.110	91.8		1:32.530	
11	28.485	104.4	37.531	97.5	25.876	92.6		1:31.892	
12	28.501	104.0	38.173	96.1	26.158	91.8		1:32.832	
13	28.548	105.2	37.789	96.0	26.589	91.4		1:32.926	
14	30.428	100.9	38.180	95.3	27.000	85.8		1:35.608	

78 Jeremy Caine (B) — Lola T580

lap	Sect-1	Speed	Sect-2	Speed	Sect-3	Speed	TopSpeed	laptime	pit
1		102.0	41.840	94.9	26.918	93.9		1:50.054	
2	30.836	103.7	40.353	95.3	26.891	93.5		1:38.080	
3	30.490	102.1	40.647	95.9	26.961	93.5		1:38.098	
4	30.319	104.0	40.209	96.4	26.742	93.7		1:37.270	
5	31.594	103.1	41.074	95.5	26.717	93.1		1:39.385	
6	30.321	104.0	39.555	95.5	26.625	92.8		1:36.501	
7	30.138	103.2	39.915	93.7	27.002	92.7		1:37.055	
8	30.168	104.0	41.423	95.3	27.292	92.9		1:38.883	
9	30.257	104.0	41.608	95.6	27.375	92.3		1:39.240	
10	30.924	102.9	41.421	92.9	27.117	92.2		1:39.462	
11	31.227	102.6	41.165	93.6	29.691	93.3		1:42.083	
12	30.663	102.8	40.515	94.7	27.002	92.2		1:38.180	
13	30.966	103.2	39.955	92.6	27.212	92.4		1:38.133	
14									

99 Geoffrey O'nion (A) — Reynard SF77

lap	Sect-1	Speed	Sect-2	Speed	Sect-3	Speed	TopSpeed	laptime	pit
1		100.6	41.028	94.3	27.402	90.7		1:48.862	
2	30.484	101.4	40.067	88.9	27.298	90.4		1:37.849	
3	30.509	102.1	39.686	95.1	27.381	91.3		1:37.576	
4	30.177	103.9	40.123	93.6	27.181	91.6		1:37.481	
5	38.802	102.8	39.403	94.3	26.634	89.6		1:44.839	
6	29.814	103.2	38.953	95.5	26.289	91.4		1:35.056	
7	29.266	103.9	39.225	95.1	27.304	92.4		1:35.795	
8	30.138	104.2	40.761	94.0	26.814	91.7		1:37.713	
9	29.371	104.7	39.473	93.2	27.026	91.4		1:35.870	
10	29.599	102.5	39.656	94.8	26.390	91.3		1:35.645	
11	30.509	97.1	39.728	95.6	26.753	91.4		1:36.990	
12	29.488	102.8	38.655	95.7	26.375	91.1		1:34.518	
13	29.711	102.8	39.258	94.7	26.944	90.3		1:35.913	
14									

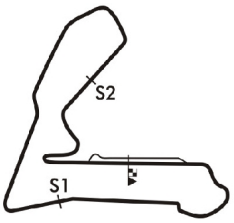

Session Start: 09:09:58 - Finish: 09:30:39
Weather/Track Conditions: Sun/Dry
Circuit: Croft
Track Length: 3.380 Km - 2.1002 miles

"Croft Nostalgia Weekend" Historic Race Meeting - 6 - 7 Aug 2016

Historic Formula Ford 2000 sponsored by Lackford Engineering

Race 8 - Best Sector Times

			Sector 1			Sector 2			Sector 3					
POS	NO	DRIVER/S	TIME	LAP	POS	TIME	LAP	POS	TIME	LAP	POS	IDEAL LAP	BEST LAP	On
1	27	Andrew Park	26.903	3	1	35.719	7	2	24.945	2	2	1:27.567	**1:27.873**	**7**
2	3	Andrew Smith	26.999	9	2	35.718	5	1	24.893	4	1	1:27.610	**1:27.689**	**5**
3	72	Andrew Storer	27.390	10	3	36.496	9	3	25.211	11	3	1:29.097	**1:29.357**	**9**
4	51	Graham Ridgway	27.991	14	7	36.651	12	4	25.542	5	4	1:30.184	**1:30.449**	**4**
5	59	Tom White	27.755	5	4	36.850	5	5	25.708	6	6	1:30.313	**1:30.373**	**5**
6	18	Stephen Glasswell	27.953	12	6	37.180	4	7	25.627	4	5	1:30.760	**1:31.145**	**5**
7	77	David Walton	28.350	2	9	37.253	6	8	25.876	11	9	1:31.479	**1:31.768**	**3**
8	6	Jeremy Main	28.403	11	10	37.803	4	11	25.868	2	8	1:32.074	**1:32.400**	**2**
9	28	Fraser Collins	28.403	11	11	37.459	7	10	26.148	2	11	1:32.010	**1:32.487**	**7**
10	12	Matthew Dunne	28.609	2	12	37.957	3	12	26.333	2	13	1:32.899	**1:32.924**	**2**
11	99	Geoffrey O'nion	29.266	7	14	38.655	12	13	26.289	6	12	1:34.210	**1:34.518**	**12**
12	71	John Crowson	29.253	10	13	39.350	9	15	26.671	6	15	1:35.274	**1:35.588**	**9**
13	20	David Margetts											**1:36.251**	**6**
14	78	Jeremy Caine	30.138	7	15	39.555	6	16	26.625	6	14	1:36.318	**1:36.501**	**6**
15	46	John Bowles	30.414	3	16	40.664	3	17	27.162	2	16	1:38.240	**1:38.622**	**3**
16	34	Dale Spruce	28.203	7	8	37.314	7	9	25.907	4	10	1:31.424	**1:31.560**	**7**
17	19	James Stewart	32.733	6	18	44.051	4	18	28.422	1	18	1:45.206	**1:45.526**	**4**
18	75	Colin Wright	27.773	5	5	36.931	3	6	25.808	3	7	1:30.512	**1:30.783**	**3**
19	15	Mick Whitehead	31.524	1	17	38.956	1	14	27.685	1	17	1:38.165	**1:43.169**	**1**

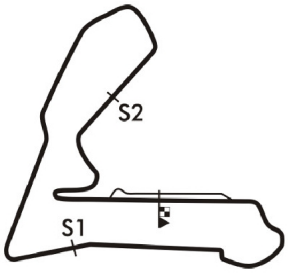

Session Start: 09:09:58 - Finish: 09:30:39
Weather/Track Conditions: Sun/Dry
Circuit: Croft
Track Length: 3.380 Km - 2.1002 miles

"Croft Nostalgia Weekend" Historic Race Meeting - 6 - 7 Aug 2016

Historic Formula Ford 2000 sponsored by Lackford Engineering

Race 8 - Best Sector Speeds

	NO	SECTOR 1	MPH	NO	SECTOR 2	MPH	NO	SECTOR 3	MPH
1	72	Andrew Storer	112.2	3	Andrew Smith	101.8	3	Andrew Smith	96.7
2	3	Andrew Smith	111.5	27	Andrew Park	101.7	75	Colin Wright	96.7
3	27	Andrew Park	110.6	51	Graham Ridgway	100.3	59	Tom White	96.6
4	75	Colin Wright	110.4	72	Andrew Storer	100.3	72	Andrew Storer	96.3
5	59	Tom White	110.0	59	Tom White	99.1	27	Andrew Park	95.5
6	34	Dale Spruce	109.1	18	Stephen Glasswell	98.5	6	Jeremy Main	95.3
7	18	Stephen Glasswell	108.6	75	Colin Wright	98.5	18	Stephen Glasswell	95.3
8	51	Graham Ridgway	108.4	28	Fraser Collins	97.7	34	Dale Spruce	94.9
9	6	Jeremy Main	108.2	34	Dale Spruce	97.7	51	Graham Ridgway	94.8
10	28	Fraser Collins	107.9	77	David Walton	97.5	46	John Bowles	94.0
11	12	Matthew Dunne	107.0	6	Jeremy Main	97.0	78	Jeremy Caine	93.9
12	77	David Walton	106.2	12	Matthew Dunne	96.4	28	Fraser Collins	93.3
13	71	John Crowson	104.7	78	Jeremy Caine	96.4	12	Matthew Dunne	93.2
14	99	Geoffrey O'nion	104.7	99	Geoffrey O'nion	95.7	77	David Walton	93.1
15	78	Jeremy Caine	104.0	71	John Crowson	94.5	99	Geoffrey O'nion	92.4
16	46	John Bowles	102.3	15	Mick Whitehead	94.1	71	John Crowson	92.2
17	19	James Stewart	99.9	46	John Bowles	92.3	19	James Stewart	88.8
18	15	Mick Whitehead	99.3	19	James Stewart	86.8	15	Mick Whitehead	85.3
19	20	David Margetts	0.0	20	David Margetts	0.0	20	David Margetts	0.0

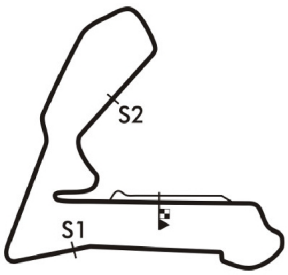

Session Start: 09:09:58 - Finish: 09:30:39
Weather/Track Conditions: Sun/Dry
Circuit: Croft
Track Length: 3.380 Km - 2.1002 miles

"Croft Nostalgia Weekend" Historic Race Meeting - 6 - 7 Aug 2016

Historic Formula Ford 2000 sponsored by Lackford Engineering

Race 8 - Lap Chart

Lap 1			Lap 2			Lap 3			Lap 4			Lap 5			Lap 6		
NO	Behind	Laptime	NO	Behind	Laptime	NO	Behind	Laptime	NO	Behind	Laptime	NO	Behind	Laptime	NO	Behind	Laptime
27		1:33.895	27		1:28.347	27		1:27.988	27		1:28.314	27		1:28.026	27		1:28.118
51	2.999	1:36.894	3	3.903	1:29.232	3	4.158	1:28.243	3	3.885	1:28.041	3	3.548	1:27.689	3	3.896	1:28.466
3	3.018	1:36.913	51	5.908	1:31.256	51	8.544	1:30.624	51	10.679	1:30.449	51	13.372	1:30.719	19	1 LAP	1:46.499
59	4.293	1:38.188	72	7.455	1:31.057	72	9.283	1:29.816	72	11.165	1:30.196	72	13.662	1:30.523	72	16.421	1:30.877
72	4.745	1:38.640	59	8.315	1:32.369	59	11.751	1:31.424	59	14.530	1:31.093	59	16.877	1:30.373	51	17.079	1:31.825
18	5.265	1:39.160	18	8.554	1:31.636	18	12.165	1:31.599	18	15.013	1:31.162	18	18.132	1:31.145	59	19.260	1:30.501
75	6.693	1:40.588	75	10.378	1:32.032	75	13.173	1:30.783	75	16.548	1:31.689	75	19.644	1:31.122	18	21.888	1:31.874
77	7.185	1:41.080	77	10.915	1:32.077	77	14.695	1:31.768	77	18.547	1:32.166	77	22.783	1:32.262	75	22.717	1:31.191
6	8.322	1:42.217	6	12.375	1:32.400	6	17.243	1:32.856	6	21.460	1:32.531	6	26.407	1:32.973	77	26.443	1:31.778
12	9.048	1:42.943	12	13.625	1:32.924	28	20.863	1:33.585	28	25.374	1:32.825	28	30.467	1:33.119	6	31.124	1:32.835
15	9.274	1:43.169	34	14.191	1:32.526	34	27.648	1:41.445	34	31.830	1:32.496	34	35.556	1:31.752	28	35.343	1:32.994
28	9.825	1:43.720	28	15.266	1:33.788	71	33.556	1:37.459	71	43.050	1:37.808	71	51.993	1:36.969	34	39.332	1:31.894
34	10.012	1:43.907	71	24.085	1:38.133	12	33.832	1:48.195	99	43.224	1:37.481	12	53.345	1:37.300	71	1:00.614	1:36.739
71	14.299	1:48.194	99	24.469	1:37.849	99	34.057	1:37.576	12	44.071	1:38.553	78	56.317	1:39.385	12	1:01.260	1:36.033
99	14.967	1:48.862	20	24.999	1:37.927	20	34.722	1:37.711	20	44.072	1:37.664	20	57.006	1:40.960	78	1:04.700	1:36.501
20	15.419	1:49.314	78	25.892	1:38.080	78	36.002	1:38.098	78	44.958	1:37.270	99	1:00.037	1:44.839	20	1:05.139	1:36.251
78	16.159	1:50.054	46	27.996	1:38.932	46	38.630	1:38.622	46	49.715	1:39.399	46	1:03.341	1:41.652	99	1:06.975	1:35.056
46	17.411	1:51.306	**15**	40.096	1:59.169	19	1:04.470	1:45.999	19	1:21.682	1:45.526				46	1:15.189	1:39.966
19	24.835	1:58.730	19	46.459	1:49.971												

Session Start: 09:09:58 - Finish: 09:30:39
Weather/Track Conditions: Sun/Dry
Circuit: Croft
Track Length: 3.380 Km - 2.1002 miles

"Croft Nostalgia Weekend" Historic Race Meeting - 6 - 7 Aug 2016

Historic Formula Ford 2000 sponsored by Lackford Engineering

Race 8 - Lap Chart

Lap 7			Lap 8			Lap 9			Lap 10			Lap 11			Lap 12		
NO	Behind	Laptime	NO	Behind	Laptime	NO	Behind	Laptime	NO	Behind	Laptime	NO	Behind	Laptime	NO	Behind	Laptime
27		1:27.873	27		1:28.527	27		1:28.586	27		1:29.935	27		1:29.356	27		1:28.652
3	6.384	1:30.361	3	5.655	1:27.798	3	5.348	1:28.279	99	1 LAP	1:35.870	12	1 LAP	1:35.572	3	4.124	1:28.797
72	18.288	1:29.740	72	19.711	1:29.950	46	1 LAP	1:42.817	20	1 LAP	1:37.216	19	2 LAPS	1:50.325	12	1 LAP	1:35.085
51	19.805	1:30.599	51	22.332	1:31.054	72	20.482	1:29.357	3	3.768	1:28.355	3	3.979	1:29.567	99	1 LAP	1:36.990
59	22.179	1:30.792	59	25.249	1:31.597	51	24.663	1:30.917	78	1 LAP	1:39.240	71	1 LAP	1:38.341	71	1 LAP	1:41.228
18	26.530	1:32.515	18	30.447	1:32.444	59	27.747	1:31.084	72	20.599	1:30.052	99	1 LAP	1:35.645	20	1 LAP	1:38.603
75	27.577	1:32.733	75	31.533	1:32.483	18	33.544	1:31.683	46	1 LAP	1:41.042	20	1 LAP	1:36.809	72	23.015	1:30.745
77	31.831	1:33.261	77	35.628	1:32.324	75	34.467	1:31.520	51	25.842	1:31.114	78	1 LAP	1:39.462	78	1 LAP	1:42.083
19	1 LAP	1:48.839	6	42.225	1:34.074	77	39.605	1:32.563	59	28.711	1:30.899	72	20.922	1:29.679	19	2 LAPS	1:55.780
6	36.678	1:33.427	28	44.146	1:32.716	6	47.167	1:33.528	18	34.912	1:31.303	51	28.193	1:31.707	51	30.575	1:31.034
28	39.957	1:32.487	19	1 LAP	1:48.635	28	48.058	1:32.498	75	37.884	1:33.352	59	30.691	1:31.336	59	33.414	1:31.375
34	43.019	1:31.560	**34**	1:07.752	1:53.260	19	1 LAP	1:46.224	77	42.200	1:32.530	18	37.313	1:31.757	18	40.975	1:32.314
71	1:10.828	1:38.087	12	1:18.414	1:36.096	12	1:24.933	1:35.105	6	50.220	1:32.988	46	1 LAP	1:43.836	77	48.916	1:32.832
12	1:10.845	1:37.458	71	1:19.791	1:37.490	71	1:26.793	1:35.588	28	51.335	1:33.212	77	44.736	1:31.892	46	1 LAP	1:42.020
78	1:13.882	1:37.055	20	1:22.952	1:37.178				34	1 LAP	3:13.337	6	54.215	1:33.351	6	58.672	1:33.109
20	1:14.301	1:37.035	99	1:24.083	1:37.713							28	54.912	1:32.933	28	59.576	1:33.316
99	1:14.897	1:35.795	78	1:24.238	1:38.883							34	1 LAP	1:32.913			
46	1:28.346	1:41.030															

Session Start: 09:09:58 - Finish: 09:30:39
Weather/Track Conditions: Sun/Dry
Circuit: Croft
Track Length: 3.380 Km - 2.1002 miles

"Croft Nostalgia Weekend" Historic Race Meeting - 6 - 7 Aug 2016

Historic Formula Ford 2000 sponsored by Lackford Engineering

Race 8 - Lap Chart

Lap 13			Lap 14		
NO	Behind	Laptime	NO	Behind	Laptime
27		1:28.441	27		1:29.212
34	2 LAPS	1:34.532	3	3.928	1:29.084
3	4.056	1:28.373	34	2 LAPS	1:34.582
12	1 LAP	1:37.479	12	1 LAP	1:37.019
99	1 LAP	1:34.518	99	1 LAP	1:35.913
71	1 LAP	1:36.937	72	28.841	1:31.067
72	26.986	1:32.412	71	1 LAP	1:37.387
20	1 LAP	1:38.254	51	35.624	1:31.903
51	32.933	1:30.799	20	1 LAP	1:37.968
78	1 LAP	1:38.180	59	41.876	1:32.590
59	38.498	1:33.525	78	1 LAP	1:38.133
18	45.590	1:33.056	18	48.129	1:31.751
19	2 LAPS	1:50.415	77	59.797	1:35.608
77	53.401	1:32.926	6	1:08.172	1:33.533
6	1:03.851	1:33.620	28	1:09.259	1:33.546
28	1:04.925	1:33.790	19	2 LAPS	1:48.822
46	1 LAP	1:42.017	46	1 LAP	1:40.898

Session Start: 09:09:58 - Finish: 09:30:39
Weather/Track Conditions: Sun/Dry
Circuit: Croft
Track Length: 3.380 Km - 2.1002 miles

"Croft Nostalgia Weekend" Historic Race Meeting - 6 - 7 Aug 2016

HSCC Historic Formula Ford Championship in association with Avon Tyres

Race 13 - Starting Grid

Sheet No:

Start Time : 13:20 - Heat Duration : 20 Minutes

ROW					
14	27	59	Leslie Beards	28	71	Jonathan Baines
13	25	39	Michael Richings	26	74	Keith Hazel
12	23	156	Rachel Arnold	24	82	Lee Penson
11	21	51	Rob Thorpe	22	23	Martin Haines
10	19	28	Michael Wales	20	45	Terry Durdin
9	17	47	Louis Hanjoul	18	38	Pertti Kiiveri
8	15	41	Peter Hamilton	16	55	Roger Arnold
7	13	94	Geoffrey Underwood	14	26	John Slack
6	11	27	Dick Dixon	12	81	James Lovett
5	9	95	John Hayes-Harlow	10	11	Roy Siergiejew
4	7	21	Ross Drybrough	8	20	Kevin Stanzl
3	5	54	Alex Meek	6	42	Cormac Flanagan
2	3	73	Edward Thurston	4	66	Andrew Wiggins
1	1	36	Rob Smith	2	56	Roland Svensson

Pole Right

Cars 46 & 48 withdrawn.

Circuit: Croft

Track Length: 3.380 Km - 2.1002 miles

These results are provisional until the conclusion of any judicial and technical matters.

Clerk of the Course:	Timekeeper:	Issued at:
Julian Floyd	Nick Palmer	

MST

Printed : 07-08-2016 - 09:52

Full results available at www.mstworld.com. Email: timing@mstworld.com

"Croft Nostalgia Weekend" Historic Race Meeting - 6 - 7 Aug 2016

HSCC Classic Clubmans

Race 9 - Classification

Sheet No:

POS	NO	DRIVER/S	CLASS	CLASS POS	CAR MAKE / MODEL	TIME	LAPS	GAP	DIFF	MPH	BEST	ON
1	1	Mark Charteris	A	1	Mallock Mk20/21	20:05.149	14	-- 14 laps		87.83	1:23.430	6
2	2	John Harrison	A	2	Mallock Mk21	20:25.827	14	20.678	20.678	86.35	1:25.935	9
3	16	Mike Evans	A	3	Mallock Mk20/21	20:38.357	14	33.208	12.530	85.48	1:26.834	7
4	17	Alan Cook	A	4	Mallock Mk20	21:04.665	14	59.516	26.308	83.70	1:28.396	6
5	14	David Wale	A	5	Mallock Mk20B/21	21:16.995	14	1:11.846	12.330	82.89	1:27.881	6
6	66	Adam Wheeler	B	1	Mallock Mk16	20:49.317	13	-- 13 laps	1:06.612	78.67	1:33.479	7
7	50	Clive Wood	B	2	Mallock Mk20B	21:22.028	13	32.711	32.711	76.66	1:30.392	7
8	60	Trish Hunter	B	3	Mallock Mk16	20:08.620	12	-- 12 laps	41.151	75.07	1:37.576	10
9	51	Philip Hart	B	4	Mallock Mk16	20:08.968	12	0.348	0.348	75.04	1:37.613	10
10	35	Roger Waite	A	6	Royale S2000M	20:10.579	12	1.959	1.611	74.94	1:37.169	12
11	6	David Barnett	B	5	Mallock Mk18	20:09.465	11	-- 11 laps	1:36.055	68.76	1:35.959	2
		---------- NOT CLASSIFIED ----------										
DNF	90	Scott Goodfellow	C		Mallock Mk6B	16:12.926	8	-- 8 laps --	57.876	62.17	1:57.455	7
DNF	68	David Facer	B		Mallock Mk18BW	5:36.414	3	-- 3 laps --		67.42	1:38.220	2
DNF	58	John Muirhead	B		Mallock Mk18	5:45.959	3	9.545	9.545	65.56	1:37.230	2
DNF	88	Peter Carter	A		Phantom P79							

---------- FASTEST LAP SUMMARY ----------

NO	DRIVER/S	CLASS	CAR MAKE / MODEL	FASTEST LAP	ON	MPH
1	Mark Charteris	A	Mallock Mk20/21	1:23.430	6	90.63
50	Clive Wood	B	Mallock Mk20B	1:30.392	7	83.65
90	Scott Goodfellow	C	Mallock Mk6B	1:57.455	7	64.37

Session Start: 09:51:05 - Finish: 10:11:09
Weather/Track Conditions: Sun/Dry
Circuit: Croft
Track Length: 3.380 Km - 2.1002 miles

These results are provisional until the conclusion of any judicial and technical matters.

Clerk of the Course:	Timekeeper:	Issued at:
Julian Floyd	Nick Palmer	

MST

Printed : 07-08-2016 - 10:12

Full results available at www.mstworld.com. Email: timing@mstworld.com

"Croft Nostalgia Weekend" Historic Race Meeting - 6 - 7 Aug 2016

HSCC Classic Clubmans

Race 9 - Sector Analysis

1 Mark Charteris (A) — Mallock Mk20/21

lap	Sect-1	Speed	Sect-2	Speed	Sect-3	Speed	TopSpeed	laptime	pit	lap	Sect-1	Speed	Sect-2	Speed	Sect-3	Speed	Topspeed	laptime	pit
1				108.4	24.748	101.2		1:32.779		8	26.293	118.8	33.952	107.7	24.558	100.0		1:24.803	
2	26.527	119.2	35.146	105.5	24.984	101.1		1:26.657		9	25.761	118.4	33.917	102.6	24.303	98.5		1:23.981	
3	26.537	117.1	35.215	107.0	24.701	100.5		1:26.453		10	26.017	118.6	34.895	106.7	24.072	100.5		1:24.984	
4	26.725	118.1	35.494	99.9	24.232	100.9		1:26.451		11	26.083	118.4	34.975	102.9	24.526	101.2		1:25.584	
5	25.619	119.6	34.067	107.0	24.057	100.9		1:23.743		12	25.898	119.4	34.206	105.4	24.098	99.6		1:24.202	
6	25.522	119.4	33.831	106.4	24.077	99.4		1:23.430		13	25.705	120.3	34.324	105.5	24.070	100.5		1:24.099	
7	26.897	116.5	33.982	106.5	26.663	99.0		1:27.542		14	26.637	111.8	39.538	103.1	24.266	102.1		1:30.441	

2 John Harrison (A) — Mallock Mk21

lap	Sect-1	Speed	Sect-2	Speed	Sect-3	Speed	TopSpeed	laptime	pit	lap	Sect-1	Speed	Sect-2	Speed	Sect-3	Speed	Topspeed	laptime	pit
1				107.0	24.573	102.1		1:32.456		8	28.355	111.7	35.102	106.4	25.038	100.8		1:28.495	
2	26.700	118.1	35.189	105.5	24.521	101.5		1:26.410		9	26.353	118.4	34.845	105.8	24.737	101.8		1:25.935	
3	26.988	117.9	35.184	107.0	24.569	101.7		1:26.741		10	26.510	118.1	34.889	107.4	24.992	101.4		1:26.391	
4	27.924	116.1	35.427	106.5	25.068	101.8		1:28.419		11	26.625	116.9	35.311	105.7	25.242	102.3		1:27.178	
5	26.402	118.1	34.617	106.9	25.183	102.5		1:26.202		12	26.196	117.7	36.328	105.2	24.913	100.5		1:27.437	
6	26.827	118.4	35.207	105.8	25.109	102.5		1:27.143		13	26.084	118.6	35.249	107.2	24.986	100.8		1:26.319	
7	26.793	117.9	35.651	104.7	26.189	101.2		1:28.633		14	26.402	117.7	35.774	105.0	25.892	99.6		1:28.068	

6 David Barnett (B) — Mallock Mk18

lap	Sect-1	Speed	Sect-2	Speed	Sect-3	Speed	TopSpeed	laptime	pit	lap	Sect-1	Speed	Sect-2	Speed	Sect-3	Speed	Topspeed	laptime	pit
1		97.5	39.608	92.7	26.566	87.5		1:43.182		7	30.021	100.0	41.980	88.2	27.365	86.8		1:39.366	
2	29.850	99.3	39.622	92.4	26.487	87.5		1:35.959		8	30.055	98.3	40.833	91.3	27.271	87.0		1:38.159	
3	29.566	100.9	39.045	91.8	31.647	86.9		1:40.258		9	29.947	100.3	41.057	90.2	26.723	86.9		1:37.727	
4	31.288	87.3	54.841	62.0				2:00.814		10	29.776	101.8	41.555	91.4	26.923	86.8		1:38.254	
5	Out	90.0	44.426	86.6	28.194	86.9		3:18.069	P	11	30.425	98.7	41.356	91.4	26.653	88.1		1:38.434	
6	30.478	97.8	41.328	88.2	27.437	87.2		1:39.243		12									

14 David Wale (A) — Mallock Mk20B/21

lap	Sect-1	Speed	Sect-2	Speed	Sect-3	Speed	TopSpeed	laptime	pit	lap	Sect-1	Speed	Sect-2	Speed	Sect-3	Speed	Topspeed	laptime	pit
1				103.1	25.081	99.3		1:37.047		8	27.025	111.1	38.416	98.0	25.249	99.7		1:30.690	
2	27.673	111.3	36.171	104.4	25.282	96.3		1:29.126		9	28.089	111.5	38.685	102.5	24.909	99.1		1:31.683	
3	27.496	110.9	36.077	103.7	25.379	99.0		1:28.952		10	27.150	111.7	38.238	102.5	26.855	79.5		1:32.243	
4	27.590	110.9	36.430	102.0	25.121	99.4		1:29.141		11	29.307	111.3	37.348	103.4	27.145	81.1		1:33.800	
5	27.466	110.2	36.352	103.6	24.778	99.7		1:28.596		12	28.397	112.2	37.578	104.4	26.401	89.2		1:32.376	
6	27.045	111.7	35.989	103.1	24.847	99.7		1:27.881		13	28.138	111.5	38.527	104.0	26.511	85.4		1:33.176	
7	27.229	112.0	35.794	103.4	24.971	98.8		1:27.994		14	28.444	111.7	38.330	101.4	27.516	84.7		1:34.290	

16 Mike Evans (A) — Mallock Mk20/21

lap	Sect-1	Speed	Sect-2	Speed	Sect-3	Speed	TopSpeed	laptime	pit	lap	Sect-1	Speed	Sect-2	Speed	Sect-3	Speed	Topspeed	laptime	pit
1				100.0	25.100	98.4		1:36.229		8	27.005	113.4	37.752	101.2	24.561	97.0		1:29.318	
2	27.826	112.8	35.971	103.7	24.394	97.7		1:28.191		9	27.689	112.6	35.567	100.6	24.934	96.8		1:28.190	
3	27.357	113.4	35.439	103.4	25.061	98.0		1:27.857		10	27.192	113.7	35.346	103.1	25.164	97.4		1:27.702	
4	27.456	112.4	35.490	104.5	24.860	98.0		1:27.806		11	27.554	112.8	35.295	102.0	24.863	98.4		1:27.712	
5	27.095	113.2	35.398	101.2	24.546	98.0		1:27.039		12	27.251	112.6	35.272	103.4	24.801	97.4		1:27.324	
6	27.263	113.9	35.357	103.4	24.821	98.5		1:27.441		13	27.598	111.7	36.033	103.4	25.049	97.7		1:28.680	
7	27.121	113.9	35.006	104.4	24.707	99.4		1:26.834		14	27.358	113.0	35.579	101.8	25.097	97.1		1:28.034	

17 Alan Cook (A) — Mallock Mk20

lap	Sect-1	Speed	Sect-2	Speed	Sect-3	Speed	TopSpeed	laptime	pit	lap	Sect-1	Speed	Sect-2	Speed	Sect-3	Speed	Topspeed	laptime	pit
1				101.2	25.188	98.3		1:37.833		8	27.578	111.8	36.412	103.2	25.994	98.7		1:29.984	
2	33.666	110.0	36.708	103.4	25.101	98.5		1:35.475		9	27.216	112.2	36.601	98.8	25.627	98.8		1:29.444	
3	27.053	113.7	35.896	102.9	25.475	98.1		1:28.424		10	28.215	112.4	35.486	104.5	25.181	98.7		1:28.882	
4	27.502	112.4	36.769	102.6	25.490	98.8		1:29.761		11	27.046	114.3	36.238	102.9	25.461	98.0		1:28.745	
5	27.923	111.8	36.460	102.1	25.237	98.8		1:29.620		12	27.386	113.0	36.616	104.2	25.229	99.0		1:29.231	
6	27.249	112.4	36.149	103.4	24.998	98.1		1:28.396		13	27.490	112.6	36.579	103.6	25.821	98.4		1:29.890	
7	27.256	113.6	36.649	102.8	25.430	98.5		1:29.335		14	27.599	112.8	36.636	101.7	25.410	98.5		1:29.645	

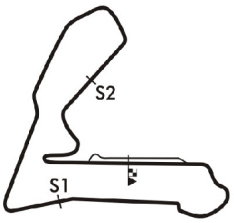

Session Start: 09:51:05 - Finish: 10:11:09
Weather/Track Conditions: Sun/Dry
Circuit: Croft
Track Length: 3.380 Km - 2.1002 miles

MST
Full results available at www.mstworld.com. Email: timing@mstworld.com

Printed : 07-08-2016 - 10:13

"Croft Nostalgia Weekend" Historic Race Meeting - 6 - 7 Aug 2016

HSCC Classic Clubmans

Race 9 - Sector Analysis

35 Roger Waite (A) — Royale S2000M

lap	Sect-1	Speed	Sect-2	Speed	Sect-3	Speed	TopSpeed	laptime	pit	lap	Sect-1	Speed	Sect-2	Speed	Sect-3	Speed	Topspeed	laptime	pit
1		96.6	42.129	88.7	28.160	86.5		1:50.218		7	31.075	99.0	42.045	90.2	27.296	88.1		1:40.416	
2	31.207	98.4	40.379	90.9	27.726	86.0		1:39.312		8	30.541	99.6	40.549	90.2	27.836	87.3		1:38.926	
3	31.389	86.6	45.019	85.4	27.974	87.2		1:44.382		9	30.473	99.4	40.124	91.3	26.905	87.3		1:37.502	
4	30.925	99.4	40.112	90.3	26.755	88.5		1:37.792		10	30.211	100.3	40.039	90.9	26.958	87.5		1:37.208	
5	30.308	99.4	39.951	91.3	26.961	87.8		1:37.220		11	30.452	100.3	41.320	92.1	26.531	88.3		1:38.303	
6	30.673	98.5	39.495	92.1	41.963	87.7		1:52.131		12	30.644	100.5	39.683	92.7	26.842	88.2		1:37.169	

50 Clive Wood (B) — Mallock Mk20B

lap	Sect-1	Speed	Sect-2	Speed	Sect-3	Speed	TopSpeed	laptime	pit	lap	Sect-1	Speed	Sect-2	Speed	Sect-3	Speed	Topspeed	laptime	pit
1			38.486	96.0	25.426	87.3		1:39.670		8	28.178	102.0	36.763	97.0	26.341	80.5		1:31.282	
2	30.709	99.7	37.353	97.4	25.342	87.8		1:33.404		9	31.077	96.6	40.422	91.8	26.553	82.6		1:38.052	
3	28.533	102.1	37.369	98.0	25.766	87.3		1:31.668		10	30.062	97.3	50.613	73.3	28.685	75.5		1:49.360	
4	29.513	99.6	39.046	96.4	25.536	87.0		1:34.095		11	32.055	96.8	45.358	76.9	28.738	84.4		1:46.151	
5	28.903	101.1	38.194	96.7	25.503	87.5		1:32.600		12	32.980	88.8	46.902	65.5	29.789	77.1		1:49.671	
6	28.414	102.5	37.259	97.0	25.451	88.4		1:31.124		13	33.431	86.9	47.297	72.5	33.831	54.5		1:54.559	
7	28.382	102.6	36.725	97.8	25.285	88.5		1:30.392		14									

51 Philip Hart (B) — Mallock Mk16

lap	Sect-1	Speed	Sect-2	Speed	Sect-3	Speed	TopSpeed	laptime	pit	lap	Sect-1	Speed	Sect-2	Speed	Sect-3	Speed	Topspeed	laptime	pit
1		91.2	41.426	90.6	26.548	83.6		1:46.537		7	30.992	95.7	40.754	87.5	27.421	80.6		1:39.167	
2	30.895	93.3	39.745	90.0	27.121	82.5		1:37.761		8	31.021	94.4	42.112	88.4	27.298	81.8		1:40.431	
3	31.542	95.3	42.835	85.3	35.090	79.9		1:49.467		9	30.808	94.9	40.317	88.8	26.933	82.5		1:38.058	
4	33.519	92.4	42.486	86.1	27.437	83.8		1:43.442		10	30.752	95.9	40.334	90.2	26.527	83.3		1:37.613	
5	30.727	95.5	40.357	89.6	27.339	82.7		1:38.423		11	30.896	95.9	41.174	89.1	26.368	83.0		1:38.438	
6	30.982	95.5	41.535	88.5	27.660	82.1		1:40.177		12	30.930	95.2	41.592	90.8	26.932	83.7		1:39.454	

58 John Muirhead (B) — Mallock Mk18

lap	Sect-1	Speed	Sect-2	Speed	Sect-3	Speed	TopSpeed	laptime	pit	lap	Sect-1	Speed	Sect-2	Speed	Sect-3	Speed	Topspeed	laptime	pit
1		92.9	40.506	90.4	26.490	83.4		1:45.594		3	31.040	95.6	1:12.189	42.7				2:23.135	
2	30.340	95.5	39.337	91.3	27.553	80.4		1:37.230		4									

60 Trish Hunter (B) — Mallock Mk16

lap	Sect-1	Speed	Sect-2	Speed	Sect-3	Speed	TopSpeed	laptime	pit	lap	Sect-1	Speed	Sect-2	Speed	Sect-3	Speed	Topspeed	laptime	pit
1		95.5	42.223	88.2	27.118	85.6		1:48.576		7	30.760	97.4	41.536	88.0	27.062	85.8		1:39.358	
2	30.285	96.8	40.704	88.5	28.645	82.1		1:39.634		8	30.367	97.5	42.103	87.7	26.997	86.1		1:39.467	
3	32.579	85.4	44.659	86.9	28.062	82.1		1:45.300		9	30.615	96.0	40.646	89.6	26.916	86.0		1:38.177	
4	32.467	96.6	41.313	88.5	28.735	85.8		1:42.515		10	30.293	99.0	40.870	90.3	26.413	86.7		1:37.576	
5	30.911	96.1	41.262	84.5	28.205	86.3		1:40.378		11	30.326	98.7	41.469	89.8	26.909	85.8		1:38.704	
6	30.881	98.4	41.782	88.7	28.124	86.5		1:40.787		12	30.461	98.5	40.929	90.4	26.758	86.9		1:38.148	

66 Adam Wheeler (B) — Mallock Mk16

lap	Sect-1	Speed	Sect-2	Speed	Sect-3	Speed	TopSpeed	laptime	pit	lap	Sect-1	Speed	Sect-2	Speed	Sect-3	Speed	Topspeed	laptime	pit
1		98.4	38.830	94.4	26.332	88.0		1:43.644		8	29.455	100.8	38.630	93.1	26.178	87.4		1:34.263	
2	29.580	99.9	39.782	92.3	26.312	86.9		1:35.674		9	29.299	100.9	39.125	95.3	26.198	87.5		1:34.622	
3	29.627	102.0	39.049	92.2	28.905	86.7		1:37.581		10	29.175	101.1	38.235	95.2	26.073	86.9		1:33.483	
4	30.122	88.4	39.571	94.1	26.178	87.7		1:35.871		11	29.390	100.3	40.419	93.5	26.293	86.9		1:36.102	
5	29.644	99.9	38.916	91.1	26.603	86.6		1:35.163		12	29.425	100.5	40.753	92.8	27.624	86.6		1:37.802	
6	29.477	101.1	38.330	92.2	26.111	86.6		1:33.918		13	29.560	100.0	40.962	92.1	27.193	82.8		1:37.715	
7	29.541	101.4	37.916	94.8	26.022	86.3		1:33.479		14									

68 David Facer (B) — Mallock Mk18BW

lap	Sect-1	Speed	Sect-2	Speed	Sect-3	Speed	TopSpeed	laptime	pit	lap	Sect-1	Speed	Sect-2	Speed	Sect-3	Speed	Topspeed	laptime	pit
1		93.5	41.575	90.0	27.873	85.8		1:50.085		3	31.702	80.8	1:02.911	62.3				2:08.109	
2	30.403	95.3	40.027	90.4	27.790	78.9		1:38.220		4									

88 Peter Carter (A) — Phantom P79

lap	Sect-1	Speed	Sect-2	Speed	Sect-3	Speed	TopSpeed	laptime	pit	lap	Sect-1	Speed	Sect-2	Speed	Sect-3	Speed	Topspeed	laptime	pit

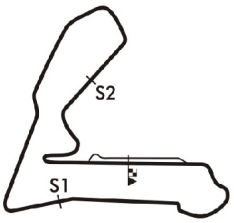

Session Start: 09:51:05 - Finish: 10:11:09
Weather/Track Conditions: Sun/Dry
Circuit: Croft
Track Length: 3.380 Km - 2.1002 miles

"Croft Nostalgia Weekend" Historic Race Meeting - 6 - 7 Aug 2016

HSCC Classic Clubmans

Race 9 - Sector Analysis

90	Scott Goodfellow (C)									Mallock Mk6B									
lap	Sect-1	Speed	Sect-2	Speed	Sect-3	Speed	TopSpeed	laptime	pit	lap	Sect-1	Speed	Sect-2	Speed	Sect-3	Speed	Topspeed	laptime	pit
1		80.8	48.179	77.9	32.606	76.1		2:06.234		5	37.118	82.3	49.577	77.4	32.081	73.3		1:58.776	
2	38.062	80.6	48.432	78.5	30.973	80.4		1:57.467		6	38.178	75.3	53.095	75.2	32.058	74.2		2:03.331	
3	36.686	78.8	49.243	63.7	34.615	73.4		2:00.544		7	36.507	83.3	49.678	77.2	31.270	78.4		1:57.455	
4	41.498	77.0	50.963	77.0	33.195	72.1		2:05.656		8	36.526	82.1	53.638	66.9	33.299	74.0		2:03.463	

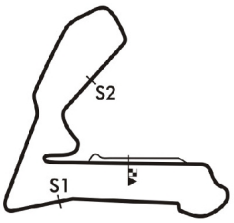

Session Start: 09:51:05 - Finish: 10:11:09
Weather/Track Conditions: Sun/Dry
Circuit: Croft
Track Length: 3.380 Km - 2.1002 miles

"Croft Nostalgia Weekend" Historic Race Meeting - 6 - 7 Aug 2016

HSCC Classic Clubmans

Race 9 - Best Sector Times

			Sector 1			Sector 2			Sector 3					
POS	NO	DRIVER/S	TIME	LAP	POS	TIME	LAP	POS	TIME	LAP	POS	IDEAL LAP	BEST LAP	On
1	1	Mark Charteris	25.522	6	1	33.831	6	1	24.057	5	1	1:23.410	**1:23.430**	**6**
2	2	John Harrison	26.084	13	2	34.617	5	2	24.521	2	3	1:25.222	**1:25.935**	**9**
3	16	Mike Evans	27.005	8	3	35.006	7	3	24.394	2	2	1:26.405	**1:26.834**	**7**
4	17	Alan Cook	27.046	11	5	35.486	10	4	24.998	6	5	1:27.530	**1:28.396**	**6**
5	14	David Wale	27.025	8	4	35.794	7	5	24.778	5	4	1:27.597	**1:27.881**	**6**
6	66	Adam Wheeler	29.175	10	7	37.916	7	7	26.022	7	7	1:33.113	**1:33.479**	**7**
7	50	Clive Wood	28.178	8	6	36.725	7	6	25.285	7	6	1:30.188	**1:30.392**	**7**
8	60	Trish Hunter	30.285	2	10	40.646	9	13	26.413	10	9	1:37.344	**1:37.576**	**10**
9	51	Philip Hart	30.727	5	13	39.745	2	11	26.368	11	8	1:36.840	**1:37.613**	**10**
10	35	Roger Waite	30.211	10	9	39.495	6	10	26.531	11	12	1:36.237	**1:37.169**	**12**
11	6	David Barnett	29.566	3	8	39.045	3	8	26.487	2	10	1:35.098	**1:35.959**	**2**
12	90	Scott Goodfellow	36.507	7	14	48.179	1	14	30.973	2	14	1:55.659	**1:57.455**	**7**
13	68	David Facer	30.403	2	12	40.027	2	12	27.790	2	13	1:38.220	**1:38.220**	**2**
14	58	John Muirhead	30.340	2	11	39.337	2	9	26.490	1	11	1:36.167	**1:37.230**	**2**
15	88	Peter Carter												

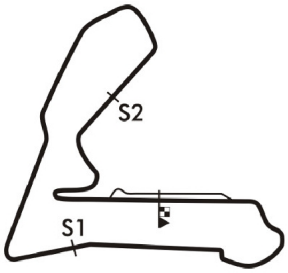

Session Start: 09:51:05 - Finish: 10:11:09
Weather/Track Conditions: Sun/Dry
Circuit: Croft
Track Length: 3.380 Km - 2.1002 miles

"Croft Nostalgia Weekend" Historic Race Meeting - 6 - 7 Aug 2016

HSCC Classic Clubmans

Race 9 - Best Sector Speeds

	NO	SECTOR 1	MPH	NO	SECTOR 2	MPH	NO	SECTOR 3	MPH
1	1	Mark Charteris	120.3	1	Mark Charteris	108.4	2	John Harrison	102.5
2	2	John Harrison	118.6	2	John Harrison	107.4	1	Mark Charteris	102.1
3	17	Alan Cook	114.3	16	Mike Evans	104.5	14	David Wale	99.7
4	16	Mike Evans	113.9	17	Alan Cook	104.5	16	Mike Evans	99.4
5	14	David Wale	112.2	14	David Wale	104.4	17	Alan Cook	99.0
6	50	Clive Wood	102.6	50	Clive Wood	98.0	35	Roger Waite	88.5
7	66	Adam Wheeler	102.0	66	Adam Wheeler	95.3	50	Clive Wood	88.5
8	6	David Barnett	101.8	6	David Barnett	92.7	6	David Barnett	88.1
9	35	Roger Waite	100.5	35	Roger Waite	92.7	66	Adam Wheeler	88.0
10	60	Trish Hunter	99.0	58	John Muirhead	91.3	60	Trish Hunter	86.9
11	51	Philip Hart	95.9	51	Philip Hart	90.8	68	David Facer	85.8
12	58	John Muirhead	95.6	60	Trish Hunter	90.4	51	Philip Hart	83.8
13	68	David Facer	95.3	68	David Facer	90.4	58	John Muirhead	83.4
14	90	Scott Goodfellow	83.3	90	Scott Goodfellow	78.5	90	Scott Goodfellow	80.4
15	88	Peter Carter	0.0	88	Peter Carter	0.0	88	Peter Carter	3.5

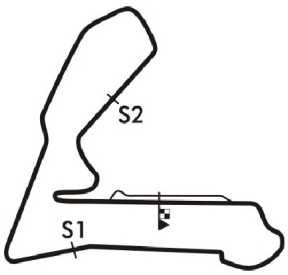

Session Start: 09:51:05 - Finish: 10:11:09
Weather/Track Conditions: Sun/Dry
Circuit: Croft
Track Length: 3.380 Km - 2.1002 miles

"Croft Nostalgia Weekend" Historic Race Meeting - 6 - 7 Aug 2016

HSCC Classic Clubmans

Race 9 - Lap Chart

Lap 1			Lap 2			Lap 3			Lap 4			Lap 5			Lap 6		
NO	Behind	Laptime	NO	Behind	Laptime	NO	Behind	Laptime	NO	Behind	Laptime	NO	Behind	Laptime	NO	Behind	Laptime
2		1:32.456	2		1:26.410	2		1:26.741	1		1:26.451	1		1:23.743	1		1:23.430
1	0.323	1:32.779	1	0.570	1:26.657	1	0.282	1:26.453	2	1.686	1:28.419	2	4.145	1:26.202	2	7.858	1:27.143
16	3.773	1:36.229	16	5.554	1:28.191	16	6.670	1:27.857	16	7.743	1:27.806	16	11.039	1:27.039	16	15.050	1:27.441
14	4.591	1:37.047	14	7.307	1:29.126	14	9.518	1:28.952	90	1 LAP	2:00.544	14	16.779	1:28.596	14	21.230	1:27.881
17	5.377	1:37.833	50	14.208	1:33.404	17	16.125	1:28.424	14	11.926	1:29.141	17	25.030	1:29.620	17	29.996	1:28.396
50	7.214	1:39.670	17	14.442	1:35.475	50	19.135	1:31.668	17	19.153	1:29.761	50	35.354	1:32.600	50	43.048	1:31.124
6	10.726	1:43.182	6	20.275	1:35.959	66	31.292	1:37.581	50	26.497	1:34.095	66	51.850	1:35.163	66	1:02.338	1:33.918
66	11.188	1:43.644	66	20.452	1:35.674	6	33.792	1:40.258	66	40.430	1:35.871	90	1 LAP	2:05.656			
58	13.138	1:45.594	58	23.958	1:37.230	60	47.903	1:45.300	35	59.364	1:37.792	35	1:12.841	1:37.220			
51	14.081	1:46.537	51	25.432	1:37.761	51	48.158	1:49.467	60	1:03.685	1:42.515	51	1:19.547	1:38.423			
60	16.120	1:48.576	60	29.344	1:39.634	35	48.305	1:44.382	51	1:04.867	1:43.442	60	1:20.320	1:40.378			
68	17.629	1:50.085	68	29.439	1:38.220	**68**	1:10.807	2:08.109	**6**	1:07.873	2:00.814						
35	17.762	1:50.218	35	30.664	1:39.312	**58**	1:20.352	2:23.135									
90	33.778	2:06.234	90	1:04.835	1:57.467												

Session Start: 09:51:05 - Finish: 10:11:09
Weather/Track Conditions: Sun/Dry
Circuit: Croft
Track Length: 3.380 Km - 2.1002 miles

"Croft Nostalgia Weekend" Historic Race Meeting - 6 - 7 Aug 2016

HSCC Classic Clubmans

Race 9 - Lap Chart

Lap 7			Lap 8			Lap 9			Lap 10			Lap 11			Lap 12		
NO	Behind	Laptime	NO	Behind	Laptime	NO	Behind	Laptime	NO	Behind	Laptime	NO	Behind	Laptime	NO	Behind	Laptime
1		1:27.542	1		1:24.803	1		1:23.981	1		1:24.984	1		1:25.584	1		1:24.202
90	2 LAPS	1:58.776	2	12.641	1:28.495	2	14.595	1:25.935	66	1 LAP	1:34.622	50	1 LAP	1:49.360	2	20.831	1:27.437
51	1 LAP	1:40.177	16	18.857	1:29.318	16	23.066	1:28.190	2	16.002	1:26.391	66	1 LAP	1:33.483	66	1 LAP	1:36.102
2	8.949	1:28.633	51	1 LAP	1:39.167	14	35.271	1:31.683	16	25.784	1:27.702	2	17.596	1:27.178	50	1 LAP	1:46.151
60	1 LAP	1:40.787	60	1 LAP	1:39.358	51	1 LAP	1:40.431	14	42.530	1:32.243	90	3 LAPS	2:03.463	16	31.034	1:27.324
6	2 LAPS	3:18.069	6	2 LAPS	1:39.243	60	1 LAP	1:39.467	17	46.331	1:28.882	16	27.912	1:27.712	17	54.521	1:29.231
35	1 LAP	1:52.131	14	27.569	1:30.690	6	2 LAPS	1:39.366	51	1 LAP	1:38.058	17	49.492	1:28.745	14	58.920	1:32.376
16	14.342	1:26.834	35	1 LAP	1:40.416	17	42.433	1:29.444	60	1 LAP	1:38.177	14	50.746	1:33.800	51	1 LAP	1:38.438
14	21.682	1:27.994	17	36.970	1:29.984	35	1 LAP	1:38.926	6	2 LAPS	1:38.159	51	1 LAP	1:37.613	60	1 LAP	1:38.704
17	31.789	1:29.335	90	2 LAPS	2:03.331	50	1:06.448	1:38.052	35	1 LAP	1:37.502	60	1 LAP	1:37.576	6	2 LAPS	1:38.254
50	45.898	1:30.392	50	52.377	1:31.282	90	2 LAPS	1:57.455				6	2 LAPS	1:37.727	35	1 LAP	1:38.303
66	1:08.275	1:33.479	66	1:17.735	1:34.263							35	1 LAP	1:37.208			

Session Start: 09:51:05 - Finish: 10:11:09
Weather/Track Conditions: Sun/Dry
Circuit: Croft
Track Length: 3.380 Km - 2.1002 miles

"Croft Nostalgia Weekend" Historic Race Meeting - 6 - 7 Aug 2016

HSCC Classic Clubmans

Race 9 - Lap Chart

Lap 13			Lap 14		
NO	Behind	Laptime	NO	Behind	Laptime
1		1:24.099	1		1:30.441
2	23.051	1:26.319	60	2 LAPS	1:38.148
16	35.615	1:28.680	51	2 LAPS	1:39.454
66	1 LAP	1:37.802	6	3 LAPS	1:38.434
50	1 LAP	1:49.671	35	2 LAPS	1:37.169
17	1:00.312	1:29.890	2	20.678	1:28.068
14	1:07.997	1:33.176	16	33.208	1:28.034
			66	1 LAP	1:37.715
			17	59.516	1:29.645
			14	1:11.846	1:34.290
			50	1 LAP	1:54.559

Session Start: 09:51:05 - Finish: 10:11:09
Weather/Track Conditions: Sun/Dry
Circuit: Croft
Track Length: 3.380 Km - 2.1002 miles

MST
Full results available at www.mstworld.com. Email: timing@mstworld.com

Printed : 07-08-2016 - 10:15

"Croft Nostalgia Weekend" Historic Race Meeting - 6 - 7 Aug 2016

Lackford Engineering Midget & Sprite Challenge

Race 10 - Classification

Sheet No:

POS	NO	DRIVER/S	CLASS	CLASS POS	CAR MAKE / MODEL	TIME	LAPS	GAP	DIFF	MPH	BEST	ON
1	12	James Dunkley	A	1	MG Midget	21:05.036	13	-- 13 laps		77.70	1:35.336	3
2	29	Graeme Adams	A	2	MG Midget	21:15.916	13	10.880	10.880	77.03	1:35.675	3
3	4	David Weston	A	3	MG Midget	21:18.653	13	13.617	2.737	76.87	1:36.090	3
4	45	David Morrison	E	1	MG Midget	21:56.215	13	51.179	37.562	74.68	1:39.683	5
5	46	Steve Collier	B	1	MG Midget	22:08.642	13	1:03.606	12.427	73.97	1:39.555	4
6	99	Richard Wildman	B	2	MG Midget	22:14.865	13	1:09.829	6.223	73.63	1:40.630	2
7	8	Nick Day	A	4	MG Midget	22:36.444	13	1:31.408	21.579	72.46	1:39.321	9
8	57	Robin Lackford	E	2	Austin Healey Sprite	22:45.412	13	1:40.376	8.968	71.99	1:43.241	4
9	76	Andrew Southcott	B	3	MG Lenham	21:08.471	12	-- 12 laps	7.916	71.53	1:40.382	3
10	25	Tom Walker	D	1	Austin Sprite Mk1	21:23.347	12	14.876	14.876	70.69	1:42.954	11
11	33	John Bridge	D	2	Austin Healey Sprite	21:23.582	12	15.111	0.235	70.68	1:43.687	5
12	19	Ian Burgin	E	3	Austin Healey Sprite	21:24.077	12	15.606	0.495	70.66	1:42.702	8
13	52	Carl Chadwick	B	4	MG Midget	21:25.742	12	17.271	1.665	70.56	1:43.440	7
14	3	Nigel Lackford	D	3	Austin Healey Sprite	21:30.014	12	21.543	4.272	70.33	1:44.148	8
15	7	Pippa Cow	E	4	MG Midget	21:33.598	12	25.127	3.584	70.13	1:41.874	7
16	21	Darren Harman	B	5	MG Midget	22:02.344	12	53.873	28.746	68.61	1:46.861	12
17	35	Edward Easton	D	4	MG Midget	22:03.629	12	55.158	1.285	68.54	1:46.875	5
18	13	Neville Laskey	E	5	MG Midget	21:28.417	11	-- 11 laps	1:12.000	64.55	1:52.896	8
19	17	Richard Homer	E	6	MG Midget	21:50.106	11	21.689	21.689	63.48	1:55.164	11
		---------- NOT CLASSIFIED ----------										
DNF	36	Dean Stanton	D		Austin Healey Sprite	19:55.743	11	-- 11 laps		69.55	1:44.222	5
DNF	6	Martin Morris	A		MG Midget	14:48.039	9	-- 9 laps --		76.62	1:36.737	4
DNF	22	David Jenkins	D		Austin Sprite Mk1	18:33.983	9	3:45.944	3:45.944	61.08	1:59.649	4
DNF	55	Andrew McGee	A		MG Midget	12:35.703	7	-- 7 laps --		70.03	1:43.188	3
DNF	69	Peter Kennerley	B		MG Midget	8:29.288	5	-- 5 laps --		74.23	1:39.216	5
DNF	86	John Hilbery	E		MG Midget	5:42.359	3	-- 3 laps --	32.404	66.25	1:48.913	3
DNF	47	John Tewson	D		Austin Sprite Mk1	2:03.026	1	-- 1 laps --		61.45	2:03.026	1

---------- FASTEST LAP SUMMARY ----------

NO	DRIVER/S	CLASS	CAR MAKE / MODEL	FASTEST LAP	ON	MPH
12	James Dunkley	A	MG Midget	1:35.336	3	79.31
69	Peter Kennerley	B	MG Midget	1:39.216	5	76.21
45	David Morrison	E	MG Midget	1:39.683	5	75.85
25	Tom Walker	D	Austin Sprite Mk1	1:42.954	11	73.44

Session Start: 10:33:09 - Finish: 10:54:13
Weather/Track Conditions: Bright/Dry
Circuit: Croft
Track Length: 3.380 Km - 2.1002 miles

These results are provisional until the conclusion of any judicial and technical matters.

Clerk of the Course:	Timekeeper:	Issued at:
Julian Floyd	Nick Palmer	

MST

Printed : 07-08-2016 - 10:56

Full results available at www.mstworld.com. Email: timing@mstworld.com

"Croft Nostalgia Weekend" Historic Race Meeting - 6 - 7 Aug 2016

Lackford Engineering Midget & Sprite Challenge

Race 10 - Sector Analysis

3 Nigel Lackford (D) — Austin Healey Sprite Mk1

lap	Sect-1	Speed	Sect-2	Speed	Sect-3	Speed	TopSpeed	laptime	pit
1		90.0	45.341	79.9	30.663	78.1		1:59.804	
2	34.279	87.5	44.568	83.2	29.396	79.5		1:48.243	
3	33.582	89.7	43.261	85.8	28.899	80.8		1:45.742	
4	32.663	90.7	43.248	86.0	28.780	80.9		1:44.691	
5	32.505	94.5	42.890	85.2	28.970	80.0		1:44.365	
6	32.300	94.5	42.832	85.8	29.158	80.0		1:44.290	
7	32.345	93.1	42.779	84.4	30.068	78.5		1:45.192	
8	32.099	93.2	42.986	82.8	29.063	79.9		1:44.148	
9	33.009	93.7	42.344	86.1	29.116	79.8		1:44.469	
10	32.390	93.2	55.458	79.0	29.491	79.6		1:57.339	
11	33.448	90.4	43.097	84.3	29.549	79.0		1:46.094	
12	32.582	91.8	43.283	86.3	29.772	75.0		1:45.637	

4 David Weston (A) — MG Midget

lap	Sect-1	Speed	Sect-2	Speed	Sect-3	Speed	TopSpeed	laptime	pit
1		100.6	40.892	95.5	26.700	89.8		1:44.290	
2	30.662	98.1	40.676	93.6	26.743	90.6		1:38.081	
3	29.939	101.1	39.894	94.5	26.257	90.2		1:36.090	
4	32.936	97.8	40.913	93.7	26.558	88.8		1:40.407	
5	30.121	102.1	40.021	94.5	26.450	89.7		1:36.592	
6	31.446	98.3	40.465	93.2	27.115	87.2		1:39.026	
7	29.987	100.8	39.931	93.5	26.582	88.5		1:36.500	
8	30.047	99.1	40.881	91.2	27.140	88.7		1:38.068	
9	29.979	100.6	40.574	91.8	26.948	89.0		1:37.501	
10	30.265	100.6	40.427	88.1	26.893	89.6		1:37.585	
11	29.781	102.3	40.438	92.6	26.993	89.5		1:37.212	
12	31.447	98.3	40.255	89.5	26.816	90.4		1:38.518	
13	31.470	100.9	40.423	91.8	26.890	89.0		1:38.783	
14									

6 Martin Morris (A) — MG Midget

lap	Sect-1	Speed	Sect-2	Speed	Sect-3	Speed	TopSpeed	laptime	pit
1		100.0	41.075	91.7	26.935	86.8		1:44.931	
2	30.628	99.0	40.347	90.9	27.221	85.7		1:38.196	
3	30.264	98.1	41.073	89.4	26.721	85.9		1:38.058	
4	30.412	102.0	39.734	90.1	26.591	85.6		1:36.737	
5	30.548	97.1	39.952	90.4	26.405	85.9		1:36.905	
6	32.198	93.9	40.625	91.4	27.002	87.6		1:39.825	
7	30.088	102.0	39.909	92.2	26.748	85.3		1:36.745	
8	30.062	100.2	40.622	90.4	27.483	85.2		1:38.167	
9	30.246	99.1	39.960	91.6				1:38.475	
10									

7 Pippa Cow (E) — MG Midget

lap	Sect-1	Speed	Sect-2	Speed	Sect-3	Speed	TopSpeed	laptime	pit
1		94.5	43.791	89.5	29.034	85.5		2:02.409	
2	33.292	96.8	44.309	90.1	29.974	85.9		1:47.575	
3	32.973	95.6	43.568	90.7	29.877	86.3		1:46.418	
4	31.253	100.8	42.818	90.1	28.215	86.3		1:42.286	
5	31.631	96.3	1:06.024	64.3	29.701	85.4		2:07.356	
6	31.948	97.5	42.183	89.5	28.718	85.9		1:42.849	
7	31.622	99.7	41.821	89.5	28.431	85.4		1:41.874	
8	32.091	97.3	43.155	80.8	29.676	85.4		1:44.922	
9	33.369	93.3	42.710	89.5	29.184	85.6		1:45.263	
10	31.650	99.6	43.903	90.0	29.034	86.4		1:44.587	
11	31.529	97.7	43.929	89.4	28.920	85.8		1:44.378	
12	31.777	96.0	41.718	89.4	30.186	85.1		1:43.681	

8 Nick Day (A) — MG Midget

lap	Sect-1	Speed	Sect-2	Speed	Sect-3	Speed	TopSpeed	laptime	pit
1		96.6				85.5		2:02.351	
2	32.989	97.4	45.652	87.3	29.390	84.2		1:48.031	
3	32.881	97.5	44.307	80.2	29.323	85.7		1:46.511	
4	31.509	98.3	44.763	86.8	28.038	84.5		1:44.310	
5	32.146	96.7	41.829	88.4	27.581	85.3		1:41.556	
6	31.801	94.1	41.408	87.6	26.579	85.1		1:39.788	
7	31.685	95.5	41.430	86.6	27.131	85.3		1:40.246	
8	31.102	95.2	41.582	88.9	28.260	85.6		1:40.944	
9	31.176	95.9	41.276	87.5	26.869	85.3		1:39.321	
10	32.893	90.8	42.169	86.6	27.288	84.6		1:42.350	
11	32.726	93.2	42.060	87.5	27.307	84.1		1:42.093	
12	32.176	94.3	42.231	86.8	27.895	84.7		1:42.302	
13	33.791	89.7	44.300	85.5	28.550	83.3		1:46.641	
14									

12 James Dunkley (A) — MG Midget

lap	Sect-1	Speed	Sect-2	Speed	Sect-3	Speed	TopSpeed	laptime	pit
1		101.8	40.632	93.7	27.560	85.4		1:44.235	
2	30.788	99.1	38.604	94.4	27.035	87.7		1:36.427	
3	29.255	100.5	38.807	94.5	27.274	87.5		1:35.336	
4	29.380	99.6	38.890	93.6	27.259	87.5		1:35.529	
5	29.334	100.5	38.967	93.7	27.397	87.2		1:35.698	
6	29.563	100.6	39.482	94.1	27.330	87.8		1:36.375	
7	29.901	100.8	39.320	93.1	27.501	85.4		1:36.722	
8	30.123	100.2	38.985	93.1	27.559	88.1		1:36.667	
9	29.955	100.2	38.917	91.9	27.341	87.5		1:36.213	
10	29.851	100.5	39.360	90.9	27.663	88.2		1:36.874	
11	30.389	99.1	40.370	91.8	28.093	87.7		1:38.852	
12	29.695	100.2	39.709	92.6	27.587	87.5		1:36.991	
13	30.709	99.1	40.364	89.5	28.044	84.8		1:39.117	
14									

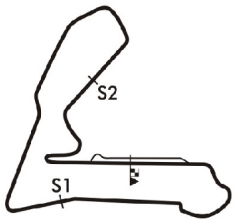

Session Start: 10:33:09 - Finish: 10:54:13
Weather/Track Conditions: Bright/Dry
Circuit: Croft
Track Length: 3.380 Km - 2.1002 miles

"Croft Nostalgia Weekend" Historic Race Meeting - 6 - 7 Aug 2016

Lackford Engineering Midget & Sprite Challenge

Race 10 - Sector Analysis

13 Neville Laskey (E) — MG Midget

lap	Sect-1	Speed	Sect-2	Speed	Sect-3	Speed	TopSpeed	laptime	pit
1		82.4	49.831	77.5	32.042	76.4		2:11.650	
2	36.596	85.2	47.736	77.9	31.585	75.1		1:55.917	
3	35.511	85.9	48.453	78.0	31.482	75.8		1:55.446	
4	35.740	87.3	47.042	77.8	32.587	70.9		1:55.369	
5	36.233	85.3	49.545	77.3	33.229	75.0		1:59.007	
6	35.907	87.7	46.367	77.7	33.319	76.8		1:55.593	
7	35.527	89.1	48.827	78.0	31.460	76.0		1:55.814	
8	34.863	88.2	45.351	79.5	32.682	75.2		1:52.896	
9	36.078	89.6	47.328	71.0	32.309	75.5		1:55.715	
10	35.042	88.7	48.261	75.4	31.763	76.7		1:55.066	
11	35.141	88.0	47.876	76.4	32.927	74.3		1:55.944	
12									

17 Richard Homer (E) — MG Midget

lap	Sect-1	Speed	Sect-2	Speed	Sect-3	Speed	TopSpeed	laptime	pit
1		79.1	50.011	80.2	31.368	75.1		2:11.914	
2	36.890	82.4	50.549	77.9	31.814	78.5		1:59.253	
3	37.562	81.3	50.118	78.0	32.138	79.5		1:59.818	
4	36.411	86.4	48.824	76.8	31.657	75.3		1:56.892	
5	37.699	81.5	50.032	79.2	30.615	77.9		1:58.346	
6	37.094	88.1	49.257	80.0	30.550	80.1		1:56.901	
7	35.720	86.6	48.508	79.4	30.984	76.7		1:55.212	
8	36.992	73.3	49.048	79.7	30.778	77.5		1:56.818	
9	36.580	80.8	51.752	78.5	33.111	77.9		2:01.443	
10	37.747	83.9	49.655	77.0	30.943	78.0		1:58.345	
11	36.065	86.6	48.185	77.8	30.914	76.9		1:55.164	
12									

19 Ian Burgin (E) — Austin Healey Sprite Mk1

lap	Sect-1	Speed	Sect-2	Speed	Sect-3	Speed	TopSpeed	laptime	pit
1		89.6	43.943	86.4	29.962	80.7		2:01.036	
2	33.289	92.8	44.581	86.6	29.312	82.2		1:47.182	
3	33.557	89.0	44.138	86.4	28.869	83.2		1:46.564	
4	32.080	93.7	44.078	86.3	28.539	83.0		1:44.697	
5	32.015	95.9	42.958	86.9	29.106	82.5		1:44.079	
6	31.910	96.3	53.181	76.5	28.883	82.4		1:53.974	
7	31.903	95.2	42.911	85.2	28.737	83.0		1:43.551	
8	31.611	94.5	42.429	85.4	28.662	82.8		1:42.702	
9	31.645	94.9	44.540	82.4	29.111	82.5		1:45.296	
10	32.834	93.2	43.736	86.3	29.417	83.0		1:45.987	
11	32.237	96.3	42.507	86.6	28.999	83.6		1:43.743	
12	33.104	96.8	43.777	86.0	28.385	83.0		1:45.266	

21 Darren Harman (B) — MG Midget

lap	Sect-1	Speed	Sect-2	Speed	Sect-3	Speed	TopSpeed	laptime	pit
1		91.6	46.564	85.9	30.423	83.4		2:05.233	
2	33.098	93.9	44.616	86.6	29.684	83.5		1:47.398	
3	33.713	92.4	44.998	86.1	28.976	84.2		1:47.687	
4	33.932	92.3	46.043	83.9	29.501	82.6		1:49.476	
5	33.010	94.5	44.617	85.6	29.863	81.9		1:47.490	
6	33.594	94.5	46.435	82.7	29.457	81.9		1:49.486	
7	33.508	94.9	45.709	85.6	30.678	82.7		1:49.895	
8	34.715	92.9	45.316	84.6	30.255	82.6		1:50.286	
9	34.370	90.6	45.865	84.4	29.772	83.0		1:50.007	
10	33.841	91.3	46.151	82.5	29.959	84.4		1:49.951	
11	33.341	94.3	44.851	85.6	30.382	84.3		1:48.574	
12	33.533	94.0	44.098	87.0	29.230	83.4		1:46.861	

22 David Jenkins (D) — Austin Sprite Mk1

lap	Sect-1	Speed	Sect-2	Speed	Sect-3	Speed	TopSpeed	laptime	pit
1		85.5	49.506	81.0	31.310	79.9		2:10.530	
2	37.337	84.2	50.760	81.1	32.044	79.1		2:00.141	
3	37.713	84.1	50.020	79.1	32.669	78.6		2:00.402	
4	37.490	86.9	49.692	81.0	32.467	79.4		1:59.649	
5	37.155	86.8	49.691	80.8	32.878	78.6		1:59.724	
6	37.625	87.5	50.767	79.9	32.336	78.9		2:00.728	
7	37.067	85.9	50.479	80.1	33.303	78.3		2:00.849	
8	37.295	85.2	52.124	76.7	33.090	79.2		2:02.509	
9	38.354	83.3	1:03.342	52.8				2:19.451	
10									

25 Tom Walker (D) — Austin Sprite Mk1

lap	Sect-1	Speed	Sect-2	Speed	Sect-3	Speed	TopSpeed	laptime	pit
1		85.4	44.872	87.6	28.917	81.7		2:01.210	
2	33.720	96.7	45.753	89.5	28.787	86.0		1:48.260	
3	32.995	97.4	44.727	87.4	28.496	87.7		1:46.218	
4	32.142	94.4	45.186	89.4	28.762	86.7		1:46.090	
5	32.170	99.4	43.202	80.2	28.567	86.4		1:43.939	
6	32.428	97.5	43.379	87.6	31.936	86.4		1:47.743	
7	32.447	99.4	42.660	86.9	28.602	87.2		1:43.709	
8	31.719	99.1	43.034	90.0	28.668	85.6		1:43.421	
9	31.865	99.4	48.256	82.6	29.088	86.9		1:49.209	
10	32.534	100.3	44.364	87.2	28.437	87.2		1:45.335	
11	31.746	98.4	42.314	87.7	28.894	87.2		1:42.954	
12	33.122	94.8	43.906	87.4	28.231	85.4		1:45.259	

29 Graeme Adams (A) — MG Midget

lap	Sect-1	Speed	Sect-2	Speed	Sect-3	Speed	TopSpeed	laptime	pit
1		101.1	41.281	92.3	27.003	87.8		1:44.179	
2	31.000	102.8	40.272	91.3	26.560	87.4		1:37.832	
3	29.649	102.1	39.277	92.6	26.749	88.2		1:35.675	
4	29.627	102.3	39.749	91.1	26.835	87.3		1:36.211	
5	29.571	102.8	39.298	91.2	27.244	86.3		1:36.113	
6	30.872	101.4	40.368	91.9	27.226	86.5		1:38.466	
7	29.814	102.5	39.547	92.2	26.718	87.8		1:36.079	
8	29.731	101.4	39.312	91.7	26.888	88.4		1:35.931	
9	30.395	100.2	39.203	92.2	27.055	87.4		1:36.653	
10	29.859	102.3	39.713	92.1	27.296	86.7		1:36.868	
11	29.749	102.6	41.106	88.9	27.800	85.6		1:38.655	
12	31.680	95.1	41.814	87.2	27.905	82.0		1:41.399	
13	31.890	92.9	41.327	92.1	28.638	81.2		1:41.855	
14									

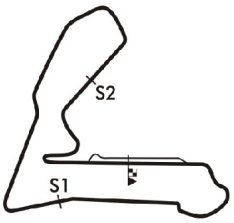

Session Start: 10:33:09 - Finish: 10:54:13
Weather/Track Conditions: Bright/Dry
Circuit: Croft
Track Length: 3.380 Km - 2.1002 miles

"Croft Nostalgia Weekend" Historic Race Meeting - 6 - 7 Aug 2016

Lackford Engineering Midget & Sprite Challenge

Race 10 - Sector Analysis

33 John Bridge (D) — Austin Healey Sprite

lap	Sect-1	Speed	Sect-2	Speed	Sect-3	Speed	TopSpeed	laptime	pit
1		90.0	44.843	85.6	30.545	81.9		2:00.957	
2	33.432	84.5	44.915	87.4	29.668	83.0		1:48.015	
3	33.211	94.0	43.998	87.2	29.213	84.7		1:46.422	
4	31.909	93.9	44.034	86.3	28.756	84.3		1:44.699	
5	31.814	97.5	42.906	87.2	28.967	83.3		1:43.687	
6	31.895	99.0	44.544	76.1	28.924	82.6		1:45.363	
7	32.037	98.7	42.693	72.6	30.304	83.1		1:45.034	
8	32.670	98.1	42.836	86.3	29.144	84.5		1:44.650	
9	31.753	98.1	43.242	85.5	29.571	83.2		1:44.566	
10	32.651	96.7	44.567	85.6	30.590	81.9		1:47.808	
11	33.682	92.6	43.396	86.7	29.652	80.5		1:46.730	
12	32.966	92.2	43.665	83.8	29.020	80.8		1:45.651	

35 Edward Easton (D) — MG Midget

lap	Sect-1	Speed	Sect-2	Speed	Sect-3	Speed	TopSpeed	laptime	pit
1		74.3	47.116	84.6	30.225	81.7		2:05.588	
2	33.596	94.9	45.200	85.2	29.718	80.7		1:48.514	
3	32.938	92.8	45.909	85.2	29.739	82.0		1:48.586	
4	33.198	94.3	44.830	85.7	29.960	79.0		1:47.988	
5	32.839	94.3	44.795	83.6	29.241	80.6		1:46.875	
6	33.620	90.4	46.650	83.7	29.656	80.2		1:49.926	
7	33.269	90.6	45.701	83.7	33.498	80.0		1:52.468	
8	33.413	92.7	44.753	83.9	31.120	79.9		1:49.286	
9	33.431	92.9	44.972	84.3	30.053	80.9		1:48.456	
10	33.118	93.5	46.543	83.2	30.274	81.0		1:49.935	
11	32.932	93.5	45.400	79.8	30.463	81.1		1:48.795	
12	32.899	95.6	44.727	83.8	29.586	80.3		1:47.212	

36 Dean Stanton (D) — Austin Healey Sprite Mk1

lap	Sect-1	Speed	Sect-2	Speed	Sect-3	Speed	TopSpeed	laptime	pit
1		91.1	45.053	86.8	30.980	78.8		2:00.995	
2	33.930	93.5	44.836	88.9	29.917	82.8		1:48.683	
3	34.241	95.3	43.938	87.5	29.758	82.7		1:47.937	
4	32.136	95.7	44.290	87.8	29.081	82.2		1:45.507	
5	32.298	95.7	42.902	85.6	29.022	82.7		1:44.222	
6	31.859	96.7	43.148	84.5	29.517	82.1		1:44.524	
7	32.600	96.4	43.031	85.4	29.091	82.6		1:44.722	
8	31.953	96.6	43.055	85.8	29.610	82.7		1:44.618	
9	31.670	99.1	55.178	84.5	29.008	82.7		1:55.856	
10	33.094	93.6	45.674	85.1	29.589	81.3		1:48.357	
11	32.676	95.7	46.533	83.0				1:50.322	
12									

45 David Morrison (E) — MG Midget

lap	Sect-1	Speed	Sect-2	Speed	Sect-3	Speed	TopSpeed	laptime	pit
1		95.9	42.204	87.0	27.698	86.1		1:48.229	
2	31.428	94.5	41.543	89.5	27.472	85.7		1:40.443	
3	31.497	96.8	41.463	88.9	27.426	86.4		1:40.386	
4	31.237	96.0	41.247	89.4	27.473	85.8		1:39.957	
5	31.112	97.3	41.078	90.1	27.493	86.1		1:39.683	
6	30.968	97.3	41.289	88.7	27.541	84.3		1:39.798	
7	31.169	98.3	41.677	88.9	27.810	85.6		1:40.656	
8	31.186	96.3	41.898	85.6	28.009	83.0		1:41.093	
9	31.137	97.8	41.511	89.2	28.083	84.5		1:40.731	
10	31.153	96.0	41.695	86.4	27.751	85.3		1:40.599	
11	31.285	96.3	42.160	85.4	28.049	83.8		1:41.494	
12	31.286	97.3	41.629	89.0	28.480	84.4		1:41.395	
13	31.494	96.8	42.035	85.8	28.222	82.8		1:41.751	
14									

46 Steve Collier (B) — MG Midget

lap	Sect-1	Speed	Sect-2	Speed	Sect-3	Speed	TopSpeed	laptime	pit
1		90.2	42.025	88.0	28.907	83.1		1:51.411	
2	31.199	100.8	40.924	88.5	28.383	85.4		1:40.506	
3	31.053	100.2	41.347	88.9	27.993	85.7		1:40.393	
4	30.664	100.2	40.604	90.0	28.287	84.3		1:39.555	
5	31.838	97.3	40.867	88.4	28.314	84.9		1:41.019	
6	30.860	99.3	40.967	87.8	28.356	84.0		1:40.183	
7	31.722	100.3	41.413	87.0	28.543	84.6		1:41.678	
8	31.198	98.7	41.356	87.6	28.567	84.1		1:41.121	
9	30.961	98.5	41.528	87.3	28.389	84.3		1:40.878	
10	31.459	97.3	41.929	85.7	28.770	81.6		1:42.158	
11	31.409	97.8	42.121	84.7	28.638	83.9		1:42.168	
12	31.553	99.0	42.465	85.6	28.791	83.9		1:42.809	
13	32.087	96.7	42.976	82.0	29.700	75.8		1:44.763	
14									

47 John Tewson (D) — Austin Sprite Mk1

lap	Sect-1	Speed	Sect-2	Speed	Sect-3	Speed	TopSpeed	laptime	pit
1		91.2	45.277	82.1	33.171	71.1		2:03.026	
2									

52 Carl Chadwick (B) — MG Midget

lap	Sect-1	Speed	Sect-2	Speed	Sect-3	Speed	TopSpeed	laptime	pit
1		95.9	43.180	86.8	28.788	87.3		1:53.933	
2	32.302	96.8	43.409	88.9	28.895	86.4		1:44.606	
3	32.689	98.3	43.304	91.9	29.330	87.3		1:45.323	
4	32.223	98.3	56.102	91.8	28.600	87.8		1:56.925	
5	32.178	99.9	44.026	83.9	28.852	86.9		1:45.056	
6	32.053	98.7	43.124	88.5	29.199	86.5		1:44.376	
7	32.052	100.2	42.633	90.7	28.755	87.5		1:43.440	
8	31.853	100.0	42.817	90.1	29.473	87.3		1:44.143	
9	32.013	94.0	43.701	84.2	29.523	86.3		1:45.237	
10	32.175	97.3	44.906	85.9	31.128	86.3		1:48.209	
11	32.663	95.9	43.737	89.2	30.830	85.9		1:47.230	
12	33.079	93.2	44.549	90.3	29.636	87.0		1:47.264	

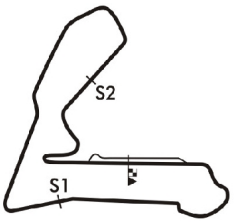

Session Start: 10:33:09 - Finish: 10:54:13
Weather/Track Conditions: Bright/Dry
Circuit: Croft
Track Length: 3.380 Km - 2.1002 miles

"Croft Nostalgia Weekend" Historic Race Meeting - 6 - 7 Aug 2016

Lackford Engineering Midget & Sprite Challenge

Race 10 - Sector Analysis

55 Andrew McGee (A) — MG Midget

lap	Sect-1	Speed	Sect-2	Speed	Sect-3	Speed	TopSpeed	laptime	pit
1		92.3	43.394	83.5	28.701	83.6		1:54.572	
2	32.396	92.6	42.968	87.4	28.888	83.7		1:44.252	
3	32.646	94.7	42.297	86.6	28.245	82.6		1:43.188	
4	32.497	91.8	42.679	84.6	28.367	83.0		1:43.543	
5	32.496	91.9	42.724	80.4	31.170	80.2		1:46.390	
6	33.285	92.8	44.494	81.7	29.855	80.0		1:47.634	
7	33.520	91.9	46.342	62.5				1:56.124	
8									

57 Robin Lackford (E) — Austin Healey Sprite Mk1

lap	Sect-1	Speed	Sect-2	Speed	Sect-3	Speed	TopSpeed	laptime	pit
1		93.6	43.740	85.3	29.114	82.2		1:55.500	
2	31.729	96.0	43.281	85.3	29.389	82.4		1:44.399	
3	31.723	98.0	43.415	87.0	28.496	82.8		1:43.634	
4	32.763	97.1	42.100	87.0	28.378	82.7		1:43.241	
5	31.481	98.0	42.497	83.0	30.013	81.8		1:43.991	
6	31.967	94.4	42.827	85.8	29.266	81.2		1:44.060	
7	32.500	94.1	43.004	84.8	29.220	81.8		1:44.724	
8	32.197	94.1	43.337	86.4	28.780	82.3		1:44.314	
9	32.318	93.1	43.062	85.9	29.034	82.0		1:44.414	
10	32.319	93.2	43.455	85.2	29.041	80.9		1:44.815	
11	32.306	93.5	42.372	85.5	28.869	81.3		1:43.547	
12	32.411	92.6	42.371	85.3	29.134	81.2		1:43.916	
13	32.254	93.7	43.104	84.0	29.499	80.5		1:44.857	
14									

69 Peter Kennerley (B) — MG Midget

lap	Sect-1	Speed	Sect-2	Speed	Sect-3	Speed	TopSpeed	laptime	pit
1		99.3	41.480	91.8	28.055	88.7		1:49.710	
2	30.706	100.5	41.327	92.2	27.771	89.0		1:39.804	
3	30.838	100.3	42.228	91.6	27.375	90.2		1:40.441	
4	30.876	102.3	41.446	91.4	27.795	88.9		1:40.117	
5	30.723	102.6	41.056	91.9	27.437	89.6		1:39.216	
6									

76 Andrew Southcott (B) — MG Lenham

lap	Sect-1	Speed	Sect-2	Speed	Sect-3	Speed	TopSpeed	laptime	pit
1		97.5	42.144	87.5	28.950	80.2		1:50.045	
2	31.458	97.3	40.911	89.2	28.278	82.3		1:40.647	
3	31.230	96.1	41.374	90.0	27.778	83.5		1:40.382	
4	30.906	96.7	41.314	88.4	28.201	82.3		1:40.421	
5	31.342	95.3	41.165	88.1	49.627	81.4		2:02.134	
6	31.593	98.8	42.006	86.7				1:41.093	
7	Out	97.1	41.720	88.5	28.247	83.7		1:59.836	P
8	32.575	98.1	41.348	90.1	28.342	82.2		1:42.265	
9	31.923	94.4	42.003	86.6	29.035	81.8		1:42.961	
10	32.172	95.7	41.401	88.0	29.326	82.7		1:42.899	
11	31.237	97.7	41.940	87.4	28.929	83.7		1:42.106	
12	31.970	89.7	42.485	87.6	29.227	81.3		1:43.682	

86 John Hilbery (E) — MG Midget

lap	Sect-1	Speed	Sect-2	Speed	Sect-3	Speed	TopSpeed	laptime	pit
1		82.5	46.833	84.9	29.975	83.4		2:04.505	
2	33.603	91.2	45.538	84.9	29.800	83.7		1:48.941	
3	33.301	94.5	45.463	84.7	30.149	82.4		1:48.913	
4									

99 Richard Wildman (B) — MG Midget

lap	Sect-1	Speed	Sect-2	Speed	Sect-3	Speed	TopSpeed	laptime	pit
1		97.3	42.660	89.1	28.399	86.6		1:50.552	
2	31.658	98.3	41.018	89.4	27.954	88.4		1:40.630	
3	31.212	96.3	42.609	89.4	28.215	85.6		1:42.036	
4	31.399	97.7	41.316	88.7	28.118	87.0		1:40.833	
5	31.548	98.7	41.332	88.7	28.613	87.6		1:41.493	
6	31.707	98.3	41.280	88.5	28.351	87.5		1:41.338	
7	31.479	99.0	42.122	88.7	28.410	85.9		1:42.011	
8	31.413	98.1	41.726	87.6	28.662	87.0		1:41.801	
9	31.505	97.8	42.585	87.8	28.690	86.9		1:42.780	
10	31.487	96.6	41.765	86.3	28.979	86.7		1:42.231	
11	31.585	97.1	42.641	86.6	28.646	84.8		1:42.872	
12	31.970	97.0	42.336	87.7	28.927	83.8		1:43.233	
13	32.003	98.1	41.752	85.1	29.300	82.8		1:43.055	
14									

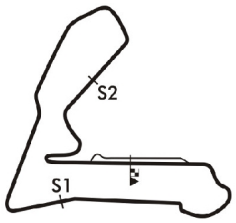

Session Start: 10:33:09 - Finish: 10:54:13
Weather/Track Conditions: Bright/Dry
Circuit: Croft
Track Length: 3.380 Km - 2.1002 miles

"Croft Nostalgia Weekend" Historic Race Meeting - 6 - 7 Aug 2016

Lackford Engineering Midget & Sprite Challenge

Race 10 - Best Sector Times

			Sector 1			Sector 2			Sector 3					
POS	NO	DRIVER/S	TIME	LAP	POS	TIME	LAP	POS	TIME	LAP	POS	IDEAL LAP	BEST LAP	On
1	12	James Dunkley	29.255	3	1	38.604	2	1	27.035	2	5	1:34.894	**1:35.336**	**3**
2	29	Graeme Adams	29.571	5	2	39.203	9	2	26.560	2	3	1:35.334	**1:35.675**	**3**
3	4	David Weston	29.781	11	3	39.894	3	4	26.257	3	1	1:35.932	**1:36.090**	**3**
4	45	David Morrison	30.968	6	8	41.078	5	9	27.426	3	7	1:39.472	**1:39.683**	**5**
5	46	Steve Collier	30.664	4	5	40.604	4	5	27.993	3	10	1:39.261	**1:39.555**	**4**
6	99	Richard Wildman	31.212	3	10	41.018	2	7	27.954	2	9	1:40.184	**1:40.630**	**2**
7	8	Nick Day	31.102	8	9	41.276	9	10	26.579	6	4	1:38.957	**1:39.321**	**9**
8	57	Robin Lackford	31.481	5	12	42.100	4	12	28.378	4	14	1:41.959	**1:43.241**	**4**
9	76	Andrew Southcott	30.906	4	7	40.911	2	6	27.778	3	8	1:39.595	**1:40.382**	**3**
10	25	Tom Walker	31.719	8	15	42.314	11	14	28.231	12	12	1:42.264	**1:42.954**	**11**
11	33	John Bridge	31.753	9	16	42.693	7	18	28.756	4	17	1:43.202	**1:43.687**	**5**
12	19	Ian Burgin	31.611	8	13	42.429	8	16	28.385	12	15	1:42.425	**1:42.702**	**8**
13	52	Carl Chadwick	31.853	8	17	42.633	7	17	28.600	4	16	1:43.086	**1:43.440**	**7**
14	3	Nigel Lackford	32.099	8	18	42.344	9	15	28.780	4	18	1:43.223	**1:44.148**	**8**
15	7	Pippa Cow	31.253	4	11	41.718	12	11	28.215	4	11	1:41.186	**1:41.874**	**7**
16	21	Darren Harman	33.010	5	21	44.098	12	20	28.976	3	19	1:46.084	**1:46.861**	**12**
17	35	Edward Easton	32.839	5	20	44.727	12	21	29.241	5	21	1:46.807	**1:46.875**	**5**
18	13	Neville Laskey	34.863	8	23	45.351	8	24	31.460	7	25	1:51.674	**1:52.896**	**8**
19	17	Richard Homer	35.720	7	24	48.185	11	25	30.550	6	23	1:54.455	**1:55.164**	**11**
20	36	Dean Stanton	31.670	9	14	42.902	5	19	29.008	9	20	1:43.580	**1:44.222**	**5**
21	6	Martin Morris	30.062	8	4	39.734	4	3	26.405	5	2	1:36.201	**1:36.737**	**4**
22	22	David Jenkins	37.067	7	25	49.506	1	26	31.310	1	24	1:57.883	**1:59.649**	**4**
23	55	Andrew McGee	32.396	2	19	42.297	3	13	28.245	3	13	1:42.938	**1:43.188**	**3**
24	69	Peter Kennerley	30.706	2	6	41.056	5	8	27.375	3	6	1:39.137	**1:39.216**	**5**
25	86	John Hilbery	33.301	3	22	45.218	4	22	29.800	2	22	1:48.319	**1:48.913**	**3**
26	47	John Tewson	38.418	1	26	45.277	1	23	33.171	1	26	1:56.866	**2:03.026**	**1**

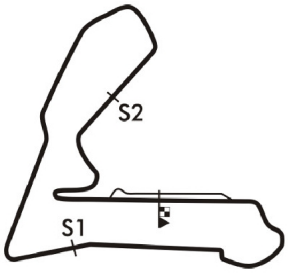

Session Start: 10:33:09 - Finish: 10:54:13
Weather/Track Conditions: Bright/Dry
Circuit: Croft
Track Length: 3.380 Km - 2.1002 miles

Full results available at www.mstworld.com. Email: timing@mstworld.com

Printed : 07-08-2016 - 11:00

"Croft Nostalgia Weekend" Historic Race Meeting - 6 - 7 Aug 2016

Lackford Engineering Midget & Sprite Challenge

Race 10 - Best Sector Speeds

	NO	SECTOR 1	MPH	NO	SECTOR 2	MPH	NO	SECTOR 3	MPH
1	29	Graeme Adams	102.8	4	David Weston	95.5	4	David Weston	90.6
2	69	Peter Kennerley	102.6	12	James Dunkley	94.5	69	Peter Kennerley	90.2
3	4	David Weston	102.3	29	Graeme Adams	92.6	29	Graeme Adams	88.4
4	6	Martin Morris	102.0	6	Martin Morris	92.2	99	Richard Wildman	88.4
5	12	James Dunkley	101.8	69	Peter Kennerley	92.2	12	James Dunkley	88.2
6	7	Pippa Cow	100.8	52	Carl Chadwick	91.9	52	Carl Chadwick	87.8
7	46	Steve Collier	100.8	7	Pippa Cow	90.7	25	Tom Walker	87.7
8	25	Tom Walker	100.3	45	David Morrison	90.1	6	Martin Morris	87.6
9	52	Carl Chadwick	100.2	76	Andrew Southcott	90.1	7	Pippa Cow	86.4
10	36	Dean Stanton	99.1	25	Tom Walker	90.0	45	David Morrison	86.4
11	33	John Bridge	99.0	46	Steve Collier	90.0	8	Nick Day	85.7
12	99	Richard Wildman	99.0	99	Richard Wildman	89.4	46	Steve Collier	85.7
13	76	Andrew Southcott	98.8	8	Nick Day	88.9	33	John Bridge	84.7
14	8	Nick Day	98.3	36	Dean Stanton	88.9	21	Darren Harman	84.4
15	45	David Morrison	98.3	33	John Bridge	87.4	55	Andrew McGee	83.7
16	57	Robin Lackford	98.0	55	Andrew McGee	87.4	76	Andrew Southcott	83.7
17	19	Ian Burgin	96.8	86	John Hilbery	87.3	86	John Hilbery	83.7
18	35	Edward Easton	95.6	21	Darren Harman	87.0	19	Ian Burgin	83.6
19	21	Darren Harman	94.9	57	Robin Lackford	87.0	36	Dean Stanton	82.8
20	55	Andrew McGee	94.7	19	Ian Burgin	86.9	57	Robin Lackford	82.8
21	3	Nigel Lackford	94.5	3	Nigel Lackford	86.3	35	Edward Easton	82.0
22	86	John Hilbery	94.5	35	Edward Easton	85.7	3	Nigel Lackford	80.9
23	47	John Tewson	91.2	47	John Tewson	82.1	17	Richard Homer	80.1
24	13	Neville Laskey	89.6	22	David Jenkins	81.1	22	David Jenkins	79.9
25	17	Richard Homer	88.1	17	Richard Homer	80.2	13	Neville Laskey	76.8
26	22	David Jenkins	87.5	13	Neville Laskey	79.5	47	John Tewson	71.1

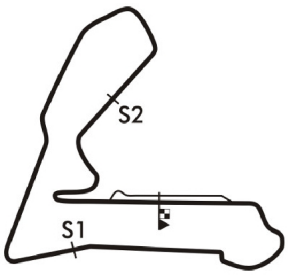

Session Start: 10:33:09 - Finish: 10:54:13
Weather/Track Conditions: Bright/Dry
Circuit: Croft
Track Length: 3.380 Km - 2.1002 miles

"Croft Nostalgia Weekend" Historic Race Meeting - 6 - 7 Aug 2016

Lackford Engineering Midget & Sprite Challenge

Race 10 - Lap Chart

Lap 1			Lap 2			Lap 3			Lap 4			Lap 5			Lap 6		
NO	Behind	Laptime	NO	Behind	Laptime	NO	Behind	Laptime	NO	Behind	Laptime	NO	Behind	Laptime	NO	Behind	Laptime
29		1:44.179	12		1:36.427	12		1:35.336	12		1:35.529	12		1:35.698	12		1:36.375
12	0.056	1:44.235	29	1.349	1:37.832	29	1.688	1:35.675	29	2.370	1:36.211	17	1 LAP	1:56.892	29	4.876	1:38.466
4	0.111	1:44.290	4	1.709	1:38.081	4	2.463	1:36.090	6	6.395	1:36.737	29	2.785	1:36.113	4	10.886	1:39.026
6	0.752	1:44.931	6	2.465	1:38.196	6	5.187	1:38.058	4	7.341	1:40.407	22	1 LAP	1:59.649	6	11.052	1:39.825
45	4.050	1:48.229	45	8.010	1:40.443	45	13.060	1:40.386	45	17.488	1:39.957	6	7.602	1:36.905	13	1 LAP	1:59.007
69	5.531	1:49.710	69	8.852	1:39.804	69	13.957	1:40.441	69	18.545	1:40.117	4	8.235	1:36.592	17	1 LAP	1:58.346
76	5.866	1:50.045	76	10.030	1:40.647	76	15.076	1:40.382	76	19.968	1:40.421	45	21.473	1:39.683	45	24.896	1:39.798
99	6.373	1:50.552	99	10.520	1:40.630	46	16.312	1:40.393	46	20.338	1:39.555	69	22.063	1:39.216	22	1 LAP	1:59.724
46	7.232	1:51.411	46	11.255	1:40.506	99	17.220	1:42.036	99	22.524	1:40.833	46	25.659	1:41.019	46	29.467	1:40.183
52	9.754	1:53.933	52	17.877	1:44.606	55	26.014	1:43.188	55	34.028	1:43.543	99	28.319	1:41.493	99	33.282	1:41.338
55	10.393	1:54.572	55	18.162	1:44.252	57	27.535	1:43.634	57	35.247	1:43.241	57	43.540	1:43.991	**76**	51.122	1:41.093
57	11.321	1:55.500	57	19.237	1:44.399	52	27.864	1:45.323	3	46.953	1:44.691	55	44.720	1:46.390	57	51.225	1:44.060
3	15.625	1:59.804	3	27.385	1:48.243	3	37.791	1:45.742	7	47.161	1:42.286	76	46.404	2:02.134	55	55.979	1:47.634
33	16.778	2:00.957	19	27.556	1:47.182	19	38.784	1:46.564	19	47.952	1:44.697	8	55.534	1:41.556	8	58.947	1:39.788
36	16.816	2:00.995	33	28.310	1:48.015	33	39.396	1:46.422	33	48.566	1:44.699	3	55.620	1:44.365	3	1:03.535	1:44.290
19	16.857	2:01.036	25	28.808	1:48.260	25	39.690	1:46.218	52	49.260	1:56.925	19	56.333	1:44.079	33	1:05.543	1:45.363
25	17.031	2:01.210	36	29.016	1:48.683	7	40.404	1:46.418	8	49.676	1:44.310	33	56.555	1:43.687	52	1:06.619	1:44.376
8	18.172	2:02.351	7	29.322	1:47.575	8	40.895	1:46.511	25	50.251	1:46.090	25	58.492	1:43.939	36	1:08.268	1:44.524
7	18.230	2:02.409	8	29.720	1:48.031	36	41.617	1:47.937	36	51.595	1:45.507	52	58.618	1:45.056	25	1:09.860	1:47.743
47	18.847	2:03.026	21	31.969	1:47.398	21	44.320	1:47.687	21	58.267	1:49.476	36	1:00.119	1:44.222	19	1:13.932	1:53.974
86	20.326	2:04.505	86	32.784	1:48.941	86	46.361	1:48.913	35	59.149	1:47.988	21	1:10.059	1:47.490	21	1:23.170	1:49.486
21	21.054	2:05.233	35	33.440	1:48.514	35	46.690	1:48.586	13	1:26.855	1:55.369	35	1:10.326	1:46.875	35	1:23.877	1:49.926
35	21.409	2:05.588	13	46.905	1:55.917	13	1:07.015	1:55.446				7	1:18.819	2:07.356	7	1:25.293	1:42.849
22	26.351	2:10.530	22	50.009	2:00.141	17	1:14.987	1:59.818									
13	27.471	2:11.650	17	50.505	1:59.253	22	1:15.075	2:00.402									
17	27.735	2:11.914															

Session Start: 10:33:09 - Finish: 10:54:13
Weather/Track Conditions: Bright/Dry
Circuit: Croft
Track Length: 3.380 Km - 2.1002 miles

"Croft Nostalgia Weekend" Historic Race Meeting - 6 - 7 Aug 2016

Lackford Engineering Midget & Sprite Challenge

Race 10 - Lap Chart

Lap 7			Lap 8			Lap 9			Lap 10			Lap 11			Lap 12		
NO	Behind	Laptime	NO	Behind	Laptime	NO	Behind	Laptime	NO	Behind	Laptime	NO	Behind	Laptime	NO	Behind	Laptime
12		1:36.722	12		1:36.667	12		1:36.213	12		1:36.874	12		1:38.852	12		1:36.991
29	4.233	1:36.079	35	1 LAP	1:52.468	7	1 LAP	1:44.922	29	3.931	1:36.868	33	1 LAP	1:47.808	13	2 LAPS	1:55.066
4	10.664	1:36.500	29	3.497	1:35.931	29	3.937	1:36.653	22	2 LAPS	2:02.509	52	1 LAP	1:48.209	29	8.142	1:41.399
6	11.075	1:36.745	4	12.065	1:38.068	4	13.353	1:37.501	36	1 LAP	1:55.856	29	3.734	1:38.655	33	1 LAP	1:46.730
45	28.830	1:40.656	6	12.575	1:38.167	21	1 LAP	1:50.286	7	1 LAP	1:45.263	19	1 LAP	1:45.987	25	1 LAP	1:42.954
13	1 LAP	1:55.593	45	33.256	1:41.093	**6**	14.837	1:38.475	4	14.064	1:37.585	25	1 LAP	1:45.335	52	1 LAP	1:47.230
46	34.423	1:41.678	46	38.877	1:41.121	35	1 LAP	1:49.286	21	1 LAP	1:50.007	17	2 LAPS	2:01.443	19	1 LAP	1:43.743
99	38.571	1:42.011	99	43.705	1:41.801	45	37.774	1:40.731	35	1 LAP	1:48.456	3	1 LAP	1:57.339	4	13.951	1:38.518
17	1 LAP	1:56.901	13	1 LAP	1:55.814	46	43.542	1:40.878	45	41.499	1:40.599	4	12.424	1:37.212	3	1 LAP	1:46.094
22	1 LAP	2:00.728	17	1 LAP	1:55.212	99	50.272	1:42.780	46	48.826	1:42.158	36	1 LAP	1:48.357	7	1 LAP	1:44.378
57	59.227	1:44.724	8	1:06.748	1:40.944	13	1 LAP	1:52.896	99	55.629	1:42.231	7	1 LAP	1:44.587	17	2 LAPS	1:58.345
8	1:02.471	1:40.246	57	1:06.874	1:44.314	8	1:09.856	1:39.321	8	1:15.332	1:42.350	21	1 LAP	1:49.951	**36**	1 LAP	1:50.322
3	1:12.005	1:45.192	22	1 LAP	2:00.849	57	1:15.075	1:44.414	57	1:23.016	1:44.815	35	1 LAP	1:49.935	45	48.545	1:41.395
52	1:13.337	1:43.440	3	1:19.486	1:44.148	17	1 LAP	1:56.818	13	1 LAP	1:55.715	45	44.141	1:41.494	21	1 LAP	1:48.574
33	1:13.855	1:45.034	76	1:19.834	1:42.265	76	1:26.582	1:42.961	76	1:32.607	1:42.899	**22**	2 LAPS	2:19.451	35	1 LAP	1:48.795
76	1:14.236	1:59.836	52	1:20.813	1:44.143	3	1:27.742	1:44.469				46	52.142	1:42.168	46	57.960	1:42.809
55	1:15.381	1:56.124	33	1:21.838	1:44.650	52	1:29.837	1:45.237				99	59.649	1:42.872	99	1:05.891	1:43.233
36	1:16.268	1:44.722	25	1:23.601	1:43.421	33	1:30.191	1:44.566				8	1:18.573	1:42.093	8	1:23.884	1:42.302
25	1:16.847	1:43.709	36	1:24.219	1:44.618	19	1:35.879	1:45.296				57	1:27.711	1:43.547	57	1:34.636	1:43.916
19	1:20.761	1:43.551	19	1:26.796	1:42.702	25	1:36.597	1:49.209				76	1:35.861	1:42.106			
7	1:30.445	1:41.874															
21	1:36.343	1:49.895															

Session Start: 10:33:09 - Finish: 10:54:13
Weather/Track Conditions: Bright/Dry
Circuit: Croft
Track Length: 3.380 Km - 2.1002 miles

"Croft Nostalgia Weekend" Historic Race Meeting - 6 - 7 Aug 2016

Lackford Engineering Midget & Sprite Challenge

Race 10 - Lap Chart

Lap 13		
NO	Behind	Laptime
12		1:39.117
76	1 LAP	1:43.682
29	10.880	1:41.855
4	13.617	1:38.783
25	1 LAP	1:45.259
33	1 LAP	1:45.651
19	1 LAP	1:45.266
52	1 LAP	1:47.264
13	2 LAPS	1:55.944
3	1 LAP	1:45.637
7	1 LAP	1:43.681
17	2 LAPS	1:55.164
45	51.179	1:41.751
21	1 LAP	1:46.861
35	1 LAP	1:47.212
46	1:03.606	1:44.763
99	1:09.829	1:43.055
8	1:31.408	1:46.641
57	1:40.376	1:44.857

Session Start: 10:33:09 - Finish: 10:54:13
Weather/Track Conditions: Bright/Dry
Circuit: Croft
Track Length: 3.380 Km - 2.1002 miles

"Croft Nostalgia Weekend" Historic Race Meeting - 6 - 7 Aug 2016

HSCC Historic Formula 3 Supported by the Cubicle Centre & HSCC Classic Racing

Race 12 - Starting Grid

Sheet No:

Start Time : 12:00 - Heat Duration : 20 Minutes

ROW					
11	21	5	Jim Blockley	22	27	Peter Williams
10	19	62	Geoffrey O'nion	20	24	Andrew Thorpe
9	17	53	Mark Goldsmith	18	51	Rob Thorpe
8	15	41	Peter Hamilton	16	71	Chris Holland
7	13	26	Steve Seaman	14	2	Barry Sewell
6	11	1	Leif Bosson	12	14	Phil Nelson
5	9	15	Mark Goodyear	10	82	Marcus Mussa
4	7	22	Simon Armer	8	10	Paul Waine
3	5	18	Brian Cullen	6	49	Thomas Smith
2	3	12	Andy Jarvis	4	81	Julian Stokes
1	1	31	Robert Wainwright	2	57	David Wild

Pole Right

Cars 16, 91 & 96 withdrawn.

Circuit: Croft

Track Length: 3.380 Km - 2.1002 miles

These results are provisional until the conclusion of any judicial and technical matters.

Clerk of the Course:	Timekeeper:	Issued at:
Julian Floyd	Nick Palmer	

MST

Printed : 07-08-2016 - 10:39

Full results available at www.mstworld.com. Email: timing@mstworld.com

"Croft Nostalgia Weekend" Historic Race Meeting - 6 - 7 Aug 2016

HSCC/FJHRA Silverline Historic Formula Junior

Race 15 - Starting Grid

Sheet No:

Start Time : 14:30 - Heat Duration : 20 Minutes

ROW					
14	27	75	Peter Morton		
13	25	140	Michael Ashley-Brown	26	39 Simon Durling
12	23	49	Martin McHugh	24	9 Anthony Olissoff
11	21	62	Peter Hawkey	22	30 Roger Skipp
10	19	130	Nigel Russell	20	171 Andrew Thorpe
9	17	20	John Sykes	18	4 Graham Barron
8	15	40	Chris Wilks	16	81 Stephen Futter
7	13	29	Bill Grimshaw	14	35 Andy Harrison
6	11	46	Chris Alford	12	38 Gil Duffy
5	9	14	Crispian Besley	10	77 Richard Nitschke
4	7	98	Christopher Merrick	8	83 Jonathan Fyda
3	5	48	Jim Blockley	6	59 Robin Longdon
2	3	82	Andrew Garside	4	73 Peter Anstiss
1	1	91	Jonathon Hughes	2	166 Cameron Jackson

Pole Right

Car 75 to start from back of grid - change of driver. Cars 56, 66, 76 & 86 withdrawn.

Circuit: Croft

Track Length: 3.380 Km - 2.1002 miles

These results are provisional until the conclusion of any judicial and technical matters.

Clerk of the Course:	Timekeeper:	Issued at:
Julian Floyd	Nick Palmer	

MST

Printed : 07-08-2016 - 10:51

Full results available at www.mstworld.com. Email: timing@mstworld.com

"Croft Nostalgia Weekend" Historic Race Meeting - 6 - 7 Aug 2016

HSCC/HRSR 'ByBox' Historic Touring Cars

Race 14 - Starting Grid

Sheet No:

Start Time : 13:55 - Heat Duration : 20 Minutes

ROW							
8	15	69	Bob Bullen	16	64	Peter Crewes
7	13	95	Shaun Hazlewood	14	85	Roger Godfrey
6	11	11	Thomas Clynes	12	84	Steve Jones
5	9	47	Nigel Cox	10	81	Edmund Glaister
4	7	94	Steve Platts	8	25	Jimmy Sime
3	5	49	Peter Hore	6	177	Adam Gittings
2	3	54	Neil Wood	4	67	James Clarke
1	1	79	Mark Jones	2	6	Warren Briggs

Pole Right

Circuit: Croft

Track Length: 3.380 Km - 2.1002 miles

These results are provisional until the conclusion of any judicial and technical matters.

Clerk of the Course:	Timekeeper:	Issued at:
Julian Floyd	Nick Palmer	

MST

Printed : 07-08-2016 - 10:09

Full results available at www.mstworld.com. Email: timing@mstworld.com

"Croft Nostalgia Weekend" Historic Race Meeting - 6 - 7 Aug 2016

HSCC 70s Road Sports & HSCC Historic Road Sports

Race 11 - Classification - Amended

Sheet No:

POS	NO	DRIVER/S	CLASS	CLASS POS	CAR MAKE / MODEL	TIME	LAPS	GAP	DIFF	MPH	BEST	ON
1	17	James Dean	7C	1	Lotus Europa	20:19.420	12	-- 12 laps		74.40	1:38.906	9
2	1	Kevin Kivlochan	HRA	1	Morgan Plus 8	20:26.624	12	7.204	7.204	73.96	1:40.490	10
3	51	Julian Barter	7C	2	Lotus Elan S4	20:32.453	12	13.033	5.829	73.61	1:39.135	9
4	14	David Boland	HRC	1	Ginetta G4	20:33.459	12	14.039	1.006	73.55	1:40.252	5
5	5	Peter Shaw	HRC	2	Lotus Elan S1	20:56.673	12	37.253	23.214	72.20	1:37.818	5
6	11	Howard Payne	7C	3	Lotus Europa	21:03.887	12	44.467	7.214	71.78	1:42.641	5
7	20	Mark Leverett	7C	4	Lotus Elan	21:04.732	12	45.312	0.845	71.74	1:42.425	11
8	7	Simon Haughton	HRC	3	Lotus 7	21:04.835	12	45.415	0.103	71.73	1:43.269	7
9	30	John Williams	7B	1	Porsche 911SC	21:27.450	12	1:08.030	22.615	70.47	1:44.382	8
10	33	Matthew Nichols	7B	2	TVR 3000M	21:58.777	12	1:39.357	31.327	68.80	1:47.577	5
11	15	Michael Eagles	HRA	2	De Tomaso Mangusta	21:59.618	12	1:40.198	0.841	68.75	1:46.218	3
12	35	Robert Gate	7A	1	Jaguar E-type	22:00.315	12	1:40.895	0.697	68.72	1:46.140	5
13	25	Jim Grant	HRC	4	Lotus Elan	20:21.574	11	-- 11 laps	9.157	68.08	1:46.171	8
14	71	Dick Coffey	HRE	1	Turner Mk1	20:24.751	11	3.177	3.177	67.90	1:46.689	4
15	92	Brian Jarvis	7D	1	Porsche 924	20:28.034	11	6.460	3.283	67.72	1:47.808	8
16	68	Jon Wagstaff	7D	2	Alfa Romeo GTV	20:28.743	11	7.169	0.709	67.69	1:49.485	5
17	57	Mark Oldfield	7D	3	Lancia Monte Beta	20:30.263	11	8.689	1.520	67.60	1:48.847	9
18	155	Nick Savage	HRA	3	Chevrolet Camaro	20:32.664	11	11.090	2.401	67.47	1:49.154	4
19	77	David Tomkinson	7F	1	Triumph Spitfire	20:35.612	11	14.038	2.948	67.31	1:50.169	5
20	27	Chris Fisher	7F	2	MG Arkley	20:35.659	11	14.085	0.047	67.31	1:49.110	5
21	18	Martin Dyson	7D	4	Triumph GT6 Mk3	21:05.027	11	43.453	29.368	65.74	1:51.106	5
22	55	Stephen Bellerby	7B	3	TVR 3000M	21:06.766	11	45.192	1.739	65.65	1:50.981	10
23	56	Sarah Hutchison	7D	5	Lancia Beta	21:27.334	11	1:05.760	20.568	64.60	1:53.945	4
24	22	Tony Davis	HRE	2	Austin Healey Sprite	21:29.903	11	1:08.329	2.569	64.47	1:53.318	5
25	6	Mike Foley	HRG	1	Sunbeam Alpine	21:36.494	11	1:14.920	6.591	64.14	1:53.606	11
26	99	Stephen Chapman	HRG	2	Sunbeam Harrington	21:36.977	11	1:15.403	0.483	64.12	1:53.116	11
27	28	Chris Baines	7D	6	Porsche 924	21:39.547	11	1:17.973	2.570	64.00	1:52.457	10
28	50	Stephen Cooper	INV	1	Cooper Sports	21:00.521	10	-- 10 laps	1:15.411	59.98	2:00.187	9
29	21	Peter Chappell	HRE	3	Austin Healey Sprite	21:01.548	10	1.027	1.027	59.93	2:01.188	10
		---------- NOT CLASSIFIED ----------										
DNF	65	Stephen Cooke	7C		Lotus 7 S4	17:49.003	10	-- 10 laps		70.72	1:43.788	9
DNF	67	Tim Hayes	7I		Alfa Romeo Alfa Sud	9:30.554	5	-- 5 laps --	30.159	66.26	1:49.444	3
DNF	12	Neil Brown	7D		Lotus Eclat	7:55.208	4	-- 4 laps --	14.151	63.64	1:50.495	2
DNF	19	William Leverett	7B		Porsche 911SC							

---------- FASTEST LAP SUMMARY ----------

NO	DRIVER/S	CLASS	CAR MAKE / MODEL	FASTEST LAP	ON	MPH
5	Peter Shaw	HRC	Lotus Elan S1	1:37.818	5	77.30
17	James Dean	7C	Lotus Europa	1:38.906	9	76.44
1	Kevin Kivlochan	HRA	Morgan Plus 8	1:40.490	10	75.24
30	John Williams	7B	Porsche 911SC	1:44.382	8	72.43
35	Robert Gate	7A	Jaguar E-type	1:46.140	5	71.23
71	Dick Coffey	HRE	Turner Mk1	1:46.689	4	70.87
92	Brian Jarvis	7D	Porsche 924	1:47.808	8	70.13
27	Chris Fisher	7F	MG Arkley	1:49.110	5	69.30
67	Tim Hayes	7I	Alfa Romeo Alfa Sud Sprin	1:49.444	3	69.08
99	Stephen Chapman	HRG	Sunbeam Harrington	1:53.116	11	66.84
50	Stephen Cooper	INV	Cooper Sports	2:00.187	9	62.91

Car 17 - 5 second penalty - Regulation Q.14.4.2 refers.
Car 51 - 15 second penalty - Regulation Q.14.4.2 refers.

Session Start: 11:21:19 - Finish: 11:41:33
Weather/Track Conditions: Bright/Dry
Circuit: Croft
Track Length: 3.380 Km - 2.1002 miles

These results are provisional until the conclusion of any judicial and technical matters.

Clerk of the Course:	Timekeeper:	Issued at:
Julian Floyd	Nick Palmer	

MST

Printed : 07-08-2016 - 13:13

Full results available at www.mstworld.com. Email: timing@mstworld.com

"Croft Nostalgia Weekend" Historic Race Meeting - 6 - 7 Aug 2016

HSCC 70s Road Sports & HSCC Historic Road Sports

Race 11 - Sector Analysis

1 Kevin Kivlochan (HRA) — Morgan Plus 8

lap	Sect-1	Speed	Sect-2	Speed	Sect-3	Speed	TopSpeed	laptime	pit	lap	Sect-1	Speed	Sect-2	Speed	Sect-3	Speed	Topspeed	laptime	pit
1		106.4	42.010	93.9	28.392	90.8		1:48.179		7	31.357	105.7	43.457	93.6	28.044	93.1		1:42.858	
2	30.798	107.5	41.893	94.7	28.081	93.3		1:40.772		8	32.350	104.0	42.579	92.6	27.846	93.2		1:42.775	
3	30.664	107.2	41.728	93.9	28.625	88.7		1:41.017		9	31.303	108.4	41.888	93.7	28.222	92.7		1:41.413	
4	30.752	106.9	42.109	93.5	27.786	92.2		1:40.647		10	30.724	104.7	41.940	93.6	27.826	94.1		1:40.490	
5	30.753	105.8	42.149	94.4	28.086	93.1		1:40.988		11	31.676	106.5	43.337	91.9	28.562	93.5		1:43.575	
6	30.780	105.2	42.309	93.5	28.010	93.2		1:41.099		12	31.307	106.0	43.049	93.2	28.455	92.3		1:42.811	

5 Peter Shaw (HRC) — Lotus Elan S1

lap	Sect-1	Speed	Sect-2	Speed	Sect-3	Speed	TopSpeed	laptime	pit	lap	Sect-1	Speed	Sect-2	Speed	Sect-3	Speed	Topspeed	laptime	pit
1		102.6	43.483	92.9	27.968	90.2		1:56.951		7	33.027	95.6	43.458	88.0	30.077	89.6		1:46.562	
2	30.636	107.4	41.407	93.6	28.908	91.2		1:40.951		8	32.619	100.0	44.279	86.4	28.769	89.6		1:45.667	
3	30.785	107.5	41.141	91.2	27.849	92.2		1:39.775		9	32.674	99.7	42.556	91.3	28.801	90.9		1:44.031	
4	30.203	107.5	40.915	93.3	27.803	92.4		1:38.921		10	31.251	104.2	42.242	91.7	28.305	90.7		1:41.798	
5	30.004	107.7	40.474	93.5	27.340	91.9		1:37.818		11	32.092	102.9	44.489	87.4	28.669	88.2		1:45.250	
6	30.756	109.3	51.706	88.9	29.373	85.9		1:51.835		12	31.051	105.7	47.003	90.9	29.060	73.1		1:47.114	

6 Mike Foley (HRG) — Sunbeam Alpine

lap	Sect-1	Speed	Sect-2	Speed	Sect-3	Speed	TopSpeed	laptime	pit	lap	Sect-1	Speed	Sect-2	Speed	Sect-3	Speed	Topspeed	laptime	pit
1		80.7	51.097	77.8	33.188	75.4		2:20.111		7	36.171	87.7	47.923	77.2	31.642	75.5		1:55.736	
2	35.827	85.9	48.273	77.8	32.096	73.3		1:56.196		8	35.650	86.7	49.086	76.1	32.226	74.7		1:56.962	
3	35.794	87.0	47.683	79.2	32.072	72.5		1:55.549		9	36.536	86.0	47.245	78.8	32.096	73.7		1:55.877	
4	36.366	83.6	48.240	79.0	31.644	72.9		1:56.250		10	34.785	88.1	47.547	79.7	31.470	74.3		1:53.802	
5	35.011	89.4	47.561	76.8	32.101	75.7		1:54.673		11	35.047	88.5	46.559	79.6	32.000	73.4		1:53.606	
6	37.066	86.4	49.917	74.0	30.749	76.1		1:57.732		12									

7 Simon Haughton (HRC) — Lotus 7

lap	Sect-1	Speed	Sect-2	Speed	Sect-3	Speed	TopSpeed	laptime	pit	lap	Sect-1	Speed	Sect-2	Speed	Sect-3	Speed	Topspeed	laptime	pit
1		94.0	43.781	87.6	29.062	87.7		1:55.406		7	31.868	94.8	42.548	89.2	28.853	88.3		1:43.269	
2	32.664	95.3	44.131	86.0	29.038	86.9		1:45.833		8	31.588	95.3	43.000	89.1	28.875	87.8		1:43.463	
3	32.297	96.3	43.031	89.5	29.027	88.2		1:44.355		9	32.256	95.3	44.405	82.8	28.937	88.7		1:45.598	
4	32.939	95.9	42.977	89.5	28.885	87.6		1:44.801		10	31.490	95.7	43.624	86.4	28.211	88.7		1:43.325	
5	32.353	95.1	43.010	88.3	28.246	87.4		1:43.609		11	32.590	93.6	42.375	89.2	29.019	87.7		1:43.984	
6	31.990	95.2	43.068	88.3	28.571	88.3		1:43.629		12	31.755	93.6	46.965	86.8	28.843	89.0		1:47.563	

11 Howard Payne (7C) — Lotus Europa

lap	Sect-1	Speed	Sect-2	Speed	Sect-3	Speed	TopSpeed	laptime	pit	lap	Sect-1	Speed	Sect-2	Speed	Sect-3	Speed	Topspeed	laptime	pit
1		97.8	43.292	84.5	29.910	86.5		1:53.380		7	32.063	98.7	42.301	88.0	29.564	84.6		1:43.928	
2	32.437	98.8	42.859	87.8	32.168	84.2		1:47.464		8	31.525	100.2	42.571	84.8	29.349	84.1		1:43.445	
3	31.762	99.9	42.733	86.4	29.674	86.1		1:44.169		9	31.824	97.1	44.042	84.4	29.423	83.6		1:45.289	
4	31.752	99.1	42.629	85.7	29.319	84.1		1:43.700		10	31.904	97.7	42.641	87.3	29.682	83.7		1:44.227	
5	31.471	99.4	42.208	86.9	28.962	84.8		1:42.641		11	31.881	97.8	42.535	79.0	29.980	83.1		1:44.396	
6	31.313	100.2	42.893	83.4	30.547	82.2		1:44.753		12	31.667	98.3	44.900	86.7	29.928	83.2		1:46.495	

12 Neil Brown (7D) — Lotus Eclat

lap	Sect-1	Speed	Sect-2	Speed	Sect-3	Speed	TopSpeed	laptime	pit	lap	Sect-1	Speed	Sect-2	Speed	Sect-3	Speed	Topspeed	laptime	pit
1		93.6	46.660	83.8	31.027	78.8		2:03.588		3	34.793	95.9	48.043	81.6	30.622	79.9		1:53.458	
2	34.326	95.6	45.752	82.5	30.417	80.4		1:50.495		4	34.839	88.7	58.200	67.0				2:07.667	

14 David Boland (HRC) — Ginetta G4

lap	Sect-1	Speed	Sect-2	Speed	Sect-3	Speed	TopSpeed	laptime	pit	lap	Sect-1	Speed	Sect-2	Speed	Sect-3	Speed	Topspeed	laptime	pit
1		103.2	42.275	89.7	28.491	86.9		1:49.483		7	31.630	103.6	43.006	88.4	28.363	87.4		1:42.999	
2	31.448	102.1	41.492	91.3	28.450	87.5		1:41.390		8	33.743	102.0	42.407	90.1	28.273	85.2		1:44.423	
3	31.412	102.8	41.875	91.3	27.995	88.2		1:41.282		9	31.536	104.2	43.174	88.1	28.392	86.8		1:43.102	
4	30.953	103.1	41.723	91.3	28.329	87.6		1:41.005		10	31.656	101.1	41.921	90.7	28.179	87.8		1:41.756	
5	30.991	104.2	41.174	92.3	28.087	88.4		1:40.252		11	31.492	103.9	41.977	90.1	28.347	87.6		1:41.816	
6	31.064	103.2	41.435	89.8	28.156	88.2		1:40.655		12	31.246	106.2	43.975	81.4	30.075	77.2		1:45.296	

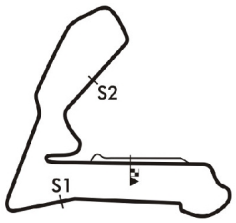

Session Start: 11:21:19 - Finish: 11:41:33
Weather/Track Conditions: Bright/Dry
Circuit: Croft
Track Length: 3.380 Km - 2.1002 miles

MST
Full results available at www.mstworld.com. Email: timing@mstworld.com

Printed : 07-08-2016 - 11:44

"Croft Nostalgia Weekend" Historic Race Meeting - 6 - 7 Aug 2016

HSCC 70s Road Sports & HSCC Historic Road Sports

Race 11 - Sector Analysis

15 Michael Eagles (HRA) — De Tomaso Mangusta

lap	Sect-1	Speed	Sect-2	Speed	Sect-3	Speed	TopSpeed	laptime	pit
1		93.5	47.394	90.6	29.733	94.7		2:06.281	
2	33.243	100.8	45.617	94.5	29.472	96.6		1:48.332	
3	32.778	106.4	44.043	97.1	29.397	95.5		1:46.218	
4	32.780	111.7	44.671	96.7	29.846	92.6		1:47.297	
5	32.354	108.1	45.214	94.7	30.023	93.2		1:47.591	
6	33.166	106.7	44.765	93.9	29.833	92.9		1:47.764	
7	35.409	105.0	46.031	93.5	30.274	93.7		1:51.714	
8	33.459	98.4	46.345	91.6	30.396	94.1		1:50.200	
9	33.542	102.3	45.950	94.4	29.865	93.5		1:49.357	
10	33.133	107.9	45.445	94.8	30.288	94.5		1:48.866	
11	33.038	108.2	45.017	92.4	29.647	95.5		1:47.702	
12	33.315	103.4	45.082	95.5	29.899	95.2		1:48.296	

17 James Dean (7C) — Lotus Europa

lap	Sect-1	Speed	Sect-2	Speed	Sect-3	Speed	TopSpeed	laptime	pit
1		103.2	40.828	91.9	28.255	86.7		1:44.686	
2	30.465	102.3	41.307	91.3	27.799	90.4		1:39.571	
3	30.559	103.4	41.355	91.4	27.681	87.6		1:39.595	
4	30.689	103.4	42.197	89.4	27.676	88.2		1:40.562	
5	31.011	103.2	41.943	91.3	28.186	88.5		1:41.140	
6	30.491	105.4	41.818	88.2	28.383	88.1		1:40.692	
7	32.375	103.4	43.250	88.4	27.776	88.3		1:43.401	
8	32.994	103.4	42.083	89.2	28.208	90.3		1:43.285	
9	30.155	104.0	41.065	90.0	27.686	90.6		1:38.906	
10	30.144	102.8	41.904	91.2	27.782	90.6		1:39.830	
11	30.401	104.9	41.533	90.3	30.056	91.7		1:41.990	
12	30.741	103.7	41.637	88.9	28.384	85.9		1:40.762	

18 Martin Dyson (7D) — Triumph GT6 Mk3

lap	Sect-1	Speed	Sect-2	Speed	Sect-3	Speed	TopSpeed	laptime	pit
1		86.1	49.078	83.8	33.257	75.6		2:13.867	
2	35.342	92.6	48.438	87.0	32.353	76.1		1:56.133	
3	35.428	88.3	47.004	79.2	31.384	75.7		1:53.816	
4	35.075	91.6	45.539	79.8	31.111	75.5		1:51.725	
5	33.957	92.1	45.985	81.1	31.164	75.9		1:51.106	
6	35.621	91.8	46.278	79.4	31.182	76.1		1:53.081	
7	36.936	91.3	46.485	79.2	32.074	76.7		1:55.495	
8	34.615	91.6	47.216	84.9	31.276	75.2		1:53.107	
9	35.117	88.3	45.795	78.5	31.111	75.6		1:52.023	
10	34.785	89.6	45.688	86.7	31.062	75.6		1:51.535	
11	34.398	90.3	47.072	86.4	31.669	75.5		1:53.139	
12									

19 William Leverett (7B) — Porsche 911SC

lap	Sect-1	Speed	Sect-2	Speed	Sect-3	Speed	TopSpeed	laptime	pit

20 Mark Leverett (7C) — Lotus Elan

lap	Sect-1	Speed	Sect-2	Speed	Sect-3	Speed	TopSpeed	laptime	pit
1		101.4	43.419	88.2	29.802	85.8		1:52.840	
2	32.576	102.0	42.651	89.1	30.417	87.0		1:45.644	
3	31.833	103.2	42.635	86.6	29.440	88.0		1:43.908	
4	31.835	102.8	42.442	88.1	29.911	88.2		1:44.188	
5	32.031	103.9	42.057	90.7	29.733	87.3		1:43.821	
6	31.764	103.9	42.937	86.4	29.533	88.4		1:44.234	
7	32.213	103.4	42.751	88.8	29.713	89.6		1:44.677	
8	31.902	103.7	43.700	83.5	29.089	89.5		1:44.691	
9	36.814	102.1	42.792	87.8	29.416	88.2		1:49.022	
10	31.284	104.2	42.244	89.5	29.500	90.0		1:43.028	
11	31.408	105.2	41.779	88.5	29.238	89.4		1:42.425	
12	31.109	105.7	45.773	85.8	29.372	89.8		1:46.254	

21 Peter Chappell (HRE) — Austin Healey Sprite Mk1

lap	Sect-1	Speed	Sect-2	Speed	Sect-3	Speed	TopSpeed	laptime	pit
1		77.1	52.881	71.3	33.385	74.2		2:22.517	
2	38.201	80.4	51.263	72.5	33.120	75.0		2:02.584	
3	37.723	81.0	50.803	74.2	33.663	74.1		2:02.189	
4	38.580	80.0	51.250	73.2	34.878	73.3		2:04.708	
5	39.922	79.8	54.257	68.7	35.038	75.5		2:09.217	
6	42.605	77.4	51.252	72.4	33.466	74.7		2:07.323	
7	39.114	78.4	52.644	69.7	33.503	74.2		2:05.261	
8	38.377	79.0	52.137	67.4	33.591	75.2		2:04.105	
9	39.804	81.2	50.389	73.0	32.263	75.4		2:02.456	
10	37.096	81.8	51.982	72.5	32.110	75.4		2:01.188	

22 Tony Davis (HRE) — Austin Healey Sprite Mk1

lap	Sect-1	Speed	Sect-2	Speed	Sect-3	Speed	TopSpeed	laptime	pit
1		78.6	49.657	72.5	33.989	67.8		2:16.970	
2	35.599	82.2	48.021	78.6	32.079	70.3		1:55.699	
3	35.340	85.3	49.118	78.3	32.043	71.6		1:56.501	
4	35.385	82.7	48.798	79.2	31.834	74.4		1:56.017	
5	35.030	83.3	47.171	79.7	31.117	71.7		1:53.318	
6	35.961	81.0	48.999	78.6	31.347	72.2		1:56.307	
7	36.753	81.6	47.132	76.5	31.451	70.1		1:55.336	
8	35.508	80.3	47.718	75.7	32.111	70.6		1:55.337	
9	35.484	79.5	49.098	77.3	31.701	71.2		1:56.283	
10	35.174	81.4	47.174	76.8	31.478	70.6		1:53.826	
11	34.827	86.0	47.092	79.3	32.390	68.8		1:54.309	
12									

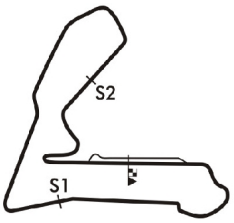

Session Start: 11:21:19 - Finish: 11:41:33
Weather/Track Conditions: Bright/Dry
Circuit: Croft
Track Length: 3.380 Km - 2.1002 miles

"Croft Nostalgia Weekend" Historic Race Meeting - 6 - 7 Aug 2016

HSCC 70s Road Sports & HSCC Historic Road Sports

Race 11 - Sector Analysis

25 Jim Grant (HRC) — Lotus Elan

lap	Sect-1	Speed	Sect-2	Speed	Sect-3	Speed	TopSpeed	laptime	pit	lap	Sect-1	Speed	Sect-2	Speed	Sect-3	Speed	Topspeed	laptime	pit
1		98.3	46.697	83.0	31.613	84.2		2:14.255		7	34.324	101.2	44.867	84.8	29.678	83.6		1:48.869	
2	33.689	100.8	44.401	85.9	29.436	83.9		1:47.526		8	32.283	101.1	44.448	83.4	29.440	84.1		1:46.171	
3	33.270	95.2	46.413	84.9	30.218	84.2		1:49.901		9	32.363	100.5	44.846	84.3	29.907	84.7		1:47.116	
4	32.680	100.6	45.689	85.3	30.267	84.1		1:48.636		10	32.970	100.8	54.964	70.1	30.045	84.9		1:57.979	
5	33.052	100.5	43.844	84.8	29.473	83.5		1:46.369		11	32.649	102.3	45.433	81.8	30.190	80.6		1:48.272	
6	32.559	101.5	44.408	84.4	29.513	83.1		1:46.480		12									

27 Chris Fisher (7F) — MG Arkley

lap	Sect-1	Speed	Sect-2	Speed	Sect-3	Speed	TopSpeed	laptime	pit	lap	Sect-1	Speed	Sect-2	Speed	Sect-3	Speed	Topspeed	laptime	pit
1		84.3	47.932	78.4	30.660	76.3		2:08.147		7	34.828	87.8	45.024	82.3	30.488	76.9		1:50.340	
2	34.477	86.4	45.945	79.0	31.098	76.4		1:51.520		8	33.852	84.9	45.402	80.6	30.715	76.5		1:49.969	
3	34.920	84.7	46.442	80.4	31.647	74.2		1:53.009		9	33.922	83.8	45.892	76.5	30.982	78.1		1:50.796	
4	34.558	84.8	46.764	80.3	30.805	77.0		1:52.127		10	34.371	83.7	46.789	76.7	30.044	77.0		1:51.204	
5	33.905	87.5	45.136	80.3	30.069	77.6		1:49.110		11	33.695	87.2	45.120	81.1	30.516	76.0		1:49.331	
6	34.523	88.1	45.232	80.4	30.351	76.5		1:50.106		12									

28 Chris Baines (7D) — Porsche 924

lap	Sect-1	Speed	Sect-2	Speed	Sect-3	Speed	TopSpeed	laptime	pit	lap	Sect-1	Speed	Sect-2	Speed	Sect-3	Speed	Topspeed	laptime	pit
1		80.5	51.121	74.3	34.186	74.9		2:20.698		7	36.706	88.3	46.617	81.3	31.646	74.9		1:54.969	
2	36.276	87.6	47.556	78.8	32.047	73.4		1:55.879		8	35.338	90.6	49.452	79.9	32.550	76.0		1:57.340	
3	35.607	87.7	47.809	81.1	31.827	74.3		1:55.243		9	35.375	89.5	47.541	79.0	34.259	75.8		1:57.175	
4	36.310	89.4	45.931	82.6	32.108	75.0		1:54.349		10	34.700	90.2	46.318	80.7	31.439	75.1		1:52.457	
5	35.534	83.1	48.550	78.3	31.917	74.6		1:56.001		11	35.192	89.7	47.330	80.3	31.915	75.1		1:54.437	
6	37.172	79.4	52.238	79.0	31.589	73.8		2:00.999		12									

30 John Williams (7B) — Porsche 911SC

lap	Sect-1	Speed	Sect-2	Speed	Sect-3	Speed	TopSpeed	laptime	pit	lap	Sect-1	Speed	Sect-2	Speed	Sect-3	Speed	Topspeed	laptime	pit
1		101.2	43.837	86.8	30.159	84.8		1:54.513		7	40.474	97.5	45.702	85.9	29.306	86.3		1:55.482	
2	32.140	102.5	43.990	88.7	29.205	85.7		1:45.335		8	31.620	103.1	43.299	87.0	29.463	85.9		1:44.382	
3	31.914	102.6	43.288	86.4	29.892	85.4		1:45.094		9	31.795	101.8	43.934	86.8	29.240	85.6		1:44.969	
4	32.580	102.0	43.246	86.8	29.589	84.9		1:45.415		10	31.715	101.5	43.362	87.7	30.352	85.6		1:45.429	
5	32.613	99.1	44.204	86.8	29.633	85.4		1:46.450		11	32.978	98.5	44.629	86.4	30.108	85.5		1:47.715	
6	31.985	102.8	43.373	86.0	29.353	79.2		1:44.711		12	32.521	100.6	45.008	84.0	30.426	85.4		1:47.955	

33 Matthew Nichols (7B) — TVR 3000M

lap	Sect-1	Speed	Sect-2	Speed	Sect-3	Speed	TopSpeed	laptime	pit	lap	Sect-1	Speed	Sect-2	Speed	Sect-3	Speed	Topspeed	laptime	pit
1		95.3	45.480	87.7	30.473	83.8		1:59.365		7	35.297	97.0	46.032	84.6	30.682	84.0		1:52.011	
2	33.050	99.4	44.953	85.1	30.699	82.8		1:48.702		8	33.827	95.9	45.772	85.6	30.681	82.8		1:50.280	
3	32.642	99.6	44.694	86.3	30.476	83.7		1:47.812		9	33.285	96.6	45.054	88.0	30.210	83.3		1:48.549	
4	32.478	97.7	45.092	87.2	30.541	83.2		1:48.111		10	32.901	97.3	44.786	86.5	30.998	83.7		1:48.685	
5	32.426	99.1	44.630	87.7	30.521	83.3		1:47.577		11	32.816	97.7	45.731	85.2	30.578	83.4		1:49.125	
6	32.609	98.0	46.214	82.1	30.789	80.7		1:49.612		12	32.773	98.7	45.541	86.5	30.634	83.7		1:48.948	

35 Robert Gate (7A) — Jaguar E-type

lap	Sect-1	Speed	Sect-2	Speed	Sect-3	Speed	TopSpeed	laptime	pit	lap	Sect-1	Speed	Sect-2	Speed	Sect-3	Speed	Topspeed	laptime	pit
1		90.8	47.897	87.4	30.420	88.2		2:09.724		7	35.570	103.4	44.016	89.8	29.502	89.6		1:49.088	
2	33.659	97.7	45.656	88.5	30.451	88.2		1:49.766		8	32.620	95.2	45.789	87.8	30.494	90.3		1:48.903	
3	32.800	97.3	45.576	88.4	29.818	89.5		1:48.194		9	33.068	98.7	46.677	85.4	30.247	90.7		1:49.992	
4	32.339	98.8	44.232	88.2	30.473	88.7		1:47.044		10	32.621	100.5	45.341	89.4	30.009	89.1		1:47.971	
5	32.412	102.1	44.457	90.2	29.271	89.2		1:46.140		11	33.800	80.7	45.690	90.0	28.976	89.4		1:48.466	
6	33.134	102.6	43.930	89.8	30.065	87.5		1:47.129		12	32.466	91.4	45.464	89.1	29.968	86.0		1:47.898	

50 Stephen Cooper (INV) — Cooper Sports

lap	Sect-1	Speed	Sect-2	Speed	Sect-3	Speed	TopSpeed	laptime	pit	lap	Sect-1	Speed	Sect-2	Speed	Sect-3	Speed	Topspeed	laptime	pit
1		76.6	51.468	73.6	33.831	71.9		2:20.215		6	43.684	79.7	49.993	72.8	34.106	73.2		2:07.783	
2	37.185	80.9	50.735	72.5	34.177	71.2		2:02.097		7	38.855	77.3	52.718	73.0	34.714	73.3		2:06.287	
3	37.359	80.4	51.881	69.8	35.420	71.3		2:04.660		8	36.920	74.2	53.823	72.5	32.735	73.7		2:03.478	
4	37.509	75.9	51.995	69.9	36.833	69.2		2:06.337		9	37.717	79.9	49.609	73.7	32.861	71.9		2:00.187	
5	38.824	81.0	52.590	63.8	36.874	69.5		2:08.288		10	36.811	80.7	50.773	73.0	33.605	70.9		2:01.189	

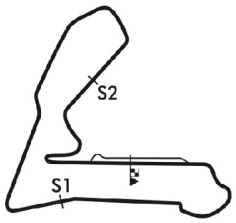

Session Start: 11:21:19 - Finish: 11:41:33
Weather/Track Conditions: Bright/Dry
Circuit: Croft
Track Length: 3.380 Km - 2.1002 miles

"Croft Nostalgia Weekend" Historic Race Meeting - 6 - 7 Aug 2016

HSCC 70s Road Sports & HSCC Historic Road Sports

Race 11 - Sector Analysis

51 Julian Barter (7C) — Lotus Elan S4

lap	Sect-1	Speed	Sect-2	Speed	Sect-3	Speed	TopSpeed	laptime	pit	lap	Sect-1	Speed	Sect-2	Speed	Sect-3	Speed	Topspeed	laptime	pit
1		104.5	42.024	90.0	28.378	88.9		1:47.579		7	30.665	107.0	42.888	89.4	28.452	89.4		1:42.005	
2	30.465	106.4	41.338	90.6	28.258	88.3		1:40.061		8	32.203	108.4	42.366	89.0	28.435	88.9		1:43.004	
3	30.420	106.4	41.485	90.3	28.264	88.0		1:40.169		9	29.889	108.1	41.252	90.8	27.994	89.5		1:39.135	
4	30.363	106.0	41.460	88.3	28.259	88.7		1:40.082		10	30.080	106.5	41.530	92.8	28.982	87.6		1:40.592	
5	30.263	106.2	41.383	91.8	28.766	88.9		1:40.412		11	30.332	108.6	42.572	90.9	27.997	89.8		1:40.901	
6	30.207	106.2	41.522	90.9	28.615	87.6		1:40.344		12	31.767	102.3	42.771	89.8	28.631	87.2		1:43.169	

55 Stephen Bellerby (7B) — TVR 3000M

lap	Sect-1	Speed	Sect-2	Speed	Sect-3	Speed	TopSpeed	laptime	pit	lap	Sect-1	Speed	Sect-2	Speed	Sect-3	Speed	Topspeed	laptime	pit
1		87.3	50.996	76.3	31.830	83.9		2:11.218		7	36.905	93.9	48.530	76.2	30.107	85.9		1:55.542	
2	35.374	98.8	48.673	82.5	30.776	86.9		1:54.823		8	36.998	90.7	47.740	84.8	30.113	86.8		1:54.851	
3	34.687	96.8	47.666	84.9	30.396	87.5		1:52.749		9	34.381	99.3	46.020	86.1	30.609	86.0		1:51.010	
4	35.007	99.1	48.141	84.4	30.893	86.8		1:54.041		10	35.251	94.9	45.865	86.3	29.865	86.5		1:50.981	
5	34.958	97.8	47.251	85.8	31.245	86.9		1:53.454		11	34.028	96.3	49.872	85.1	30.206	88.7		1:54.106	
6	35.237	98.1	47.480	85.6	31.274	72.3		1:53.991		12									

56 Sarah Hutchison (7D) — Lancia Beta

lap	Sect-1	Speed	Sect-2	Speed	Sect-3	Speed	TopSpeed	laptime	pit	lap	Sect-1	Speed	Sect-2	Speed	Sect-3	Speed	Topspeed	laptime	pit
1		86.8	49.084	79.9	32.157	79.3		2:12.535		7	38.292	87.7	47.770	77.6	31.703	78.0		1:57.765	
2	35.971	84.1	48.740	80.6	31.751	78.2		1:56.462		8	36.086	88.7	46.670	80.7	31.266	77.5		1:54.022	
3	36.033	87.5	47.116	80.1	31.959	79.5		1:55.108		9	36.426	89.0	47.630	77.8	32.677	78.9		1:56.733	
4	35.774	91.3	46.252	81.0	31.919	77.9		1:53.945		10	36.275	87.5	46.749	80.1	31.645	77.5		1:54.669	
5	35.793	88.2	47.343	79.3	32.401	76.2		1:55.537		11	36.193	89.6	47.032	79.5	31.373	79.7		1:54.598	
6	37.074	89.5	46.893	79.3	31.993	74.5		1:55.960		12									

57 Mark Oldfield (7D) — Lancia Monte Beta Monte Carlo

lap	Sect-1	Speed	Sect-2	Speed	Sect-3	Speed	TopSpeed	laptime	pit	lap	Sect-1	Speed	Sect-2	Speed	Sect-3	Speed	Topspeed	laptime	pit
1		91.6	46.266	80.5	31.034	78.1		2:05.095		7	34.648	92.1	44.854	80.6	30.737	78.3		1:50.239	
2	34.584	92.8	46.784	79.6	30.877	78.3		1:52.245		8	33.784	92.9	45.873	81.0	30.247	78.9		1:49.904	
3	34.294	91.9	46.846	77.5	31.183	78.3		1:52.323		9	33.685	92.2	44.854	81.5	30.308	78.9		1:48.847	
4	34.048	93.1	46.168	79.0	30.756	78.7		1:50.972		10	34.234	93.6	45.491	80.5	30.746	79.0		1:50.471	
5	34.292	93.5	44.873	80.9	30.526	78.9		1:49.691		11	33.877	92.7	45.433	80.8	30.926	77.1		1:50.236	
6	34.357	92.2	45.398	80.2	30.485	77.6		1:50.240		12									

65 Stephen Cooke (7C) — Lotus 7 S4

lap	Sect-1	Speed	Sect-2	Speed	Sect-3	Speed	TopSpeed	laptime	pit	lap	Sect-1	Speed	Sect-2	Speed	Sect-3	Speed	Topspeed	laptime	pit
1		98.1	46.384	87.7	29.376	83.9		1:59.171		6	31.975	98.4	43.181	89.5	28.681	87.4		1:43.837	
2	32.638	100.0	43.879	86.8	29.542	85.9		1:46.059		7	38.293	97.8	44.530	88.8	28.500	89.5		1:51.323	
3	32.182	100.5	43.895	88.5	28.872	84.8		1:44.949		8	32.151	97.7	43.684	89.6	28.384	90.0		1:44.219	
4	31.879	100.0	43.621	89.1	30.498	84.1		1:45.998		9	31.980	98.3	43.403	89.2	28.405	88.9		1:43.788	
5	32.400	99.6	43.216	88.9	28.602	85.9		1:44.218		10	31.935	98.0	43.403	90.2	30.103	84.2		1:45.441	

67 Tim Hayes (7I) — Alfa Romeo Alfa Sud Sprint

lap	Sect-1	Speed	Sect-2	Speed	Sect-3	Speed	TopSpeed	laptime	pit	lap	Sect-1	Speed	Sect-2	Speed	Sect-3	Speed	Topspeed	laptime	pit
1		82.6	48.975	80.9	30.396	80.3		2:09.244		4	33.821	94.7	46.516	81.8	30.595	80.8		1:50.932	
2	34.050	94.0	46.888	80.8	30.499	80.9		1:51.437		5	34.389	93.7	44.837	81.7	30.271	81.0		1:49.497	
3	33.976	92.2	45.230	83.0	30.238	79.7		1:49.444		6									

68 Jon Wagstaff (7D) — Alfa Romeo GTV

lap	Sect-1	Speed	Sect-2	Speed	Sect-3	Speed	TopSpeed	laptime	pit	lap	Sect-1	Speed	Sect-2	Speed	Sect-3	Speed	Topspeed	laptime	pit
1		90.6	47.612	81.8	30.578	79.3		2:03.011		7	36.652	89.8	45.379	80.7	30.332	79.5		1:52.363	
2	34.258	92.1	45.691	81.1	30.549	79.2		1:50.498		8	34.030	91.8	45.643	80.5	30.915	78.9		1:50.588	
3	34.324	92.9	46.211	80.4	30.771	76.8		1:51.306		9	34.046	90.8	45.444	82.3	30.247	79.6		1:49.737	
4	33.791	93.5	45.314	79.0	31.874	77.1		1:50.979		10	33.752	93.2	45.996	80.3	30.609	80.4		1:50.357	
5	34.031	91.7	45.386	79.5	30.068	79.1		1:49.485		11	33.703	93.3	45.221	86.3	30.617	78.2		1:49.541	
6	34.122	90.3	45.897	79.9	30.859	76.1		1:50.878		12									

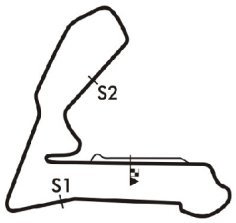

Session Start: 11:21:19 - Finish: 11:41:33
Weather/Track Conditions: Bright/Dry
Circuit: Croft
Track Length: 3.380 Km - 2.1002 miles

"Croft Nostalgia Weekend" Historic Race Meeting - 6 - 7 Aug 2016

HSCC 70s Road Sports & HSCC Historic Road Sports

Race 11 - Sector Analysis

71 Dick Coffey (HRE) — Turner Mk1

lap	Sect-1	Speed	Sect-2	Speed	Sect-3	Speed	TopSpeed	laptime	pit	lap	Sect-1	Speed	Sect-2	Speed	Sect-3	Speed	Topspeed	laptime	pit
1		91.9	46.110	86.1	30.666	81.4		2:03.877		7	35.567	90.9	46.100	84.4	30.457	82.4		1:52.124	
2	34.515	94.5	47.714	80.1	30.035	81.5		1:52.264		8	33.686	93.9	44.667	84.0	31.644	81.1		1:49.997	
3	33.442	93.9	45.233	84.2	29.946	82.3		1:48.621		9	34.321	91.7	45.215	83.2	30.773	82.6		1:50.309	
4	32.929	93.3	44.224	85.8	29.536	81.7		1:46.689		10	33.397	91.4	49.701	74.2	29.476	82.7		1:52.574	
5	33.870	92.7	44.739	85.7	30.682	80.7		1:49.291		11	33.202	90.9	45.067	85.5	29.196	82.0		1:47.465	
6	36.161	93.1	44.350	85.7	31.029	82.1		1:51.540		12									

77 David Tomkinson (7F) — Triumph Spitfire

lap	Sect-1	Speed	Sect-2	Speed	Sect-3	Speed	TopSpeed	laptime	pit	lap	Sect-1	Speed	Sect-2	Speed	Sect-3	Speed	Topspeed	laptime	pit
1		86.7	47.271	80.0	31.470	75.3		2:06.400		7	34.401	89.6	45.344	81.8	30.682	75.4		1:50.427	
2	34.956	89.0	46.992	80.1	31.100	74.7		1:53.048		8	33.843	92.4	45.252	80.5	31.326	77.0		1:50.421	
3	35.079	90.2	45.928	81.2	31.089	75.5		1:52.096		9	33.448	90.6	45.729	78.3	31.043	76.3		1:50.220	
4	34.287	90.2	45.799	81.0	30.837	75.5		1:50.923		10	34.330	89.1	45.201	80.8	30.725	75.3		1:50.256	
5	34.144	90.3	45.367	81.2	30.658	75.4		1:50.169		11	34.119	90.4	45.519	81.4	30.758	75.7		1:50.396	
6	35.387	89.5	45.355	81.6	30.514	75.4		1:51.256		12									

92 Brian Jarvis (7D) — Porsche 924

lap	Sect-1	Speed	Sect-2	Speed	Sect-3	Speed	TopSpeed	laptime	pit	lap	Sect-1	Speed	Sect-2	Speed	Sect-3	Speed	Topspeed	laptime	pit
1		88.5	47.923	82.8	31.490	79.3		2:13.650		7	33.854	96.1	44.716	83.5	30.760	80.1		1:49.330	
2	34.643	96.1	45.631	83.8	30.245	80.5		1:50.519		8	33.275	97.3	44.746	84.2	29.787	80.4		1:47.808	
3	33.769	96.3	44.859	80.9	31.158	80.6		1:49.786		9	33.799	96.3	43.790	84.3	30.268	80.5		1:47.857	
4	33.440	96.0	46.169	82.0	30.652	80.3		1:50.261		10	33.676	95.9	45.014	81.8	31.409	79.5		1:50.099	
5	33.548	95.6	44.932	83.3	30.422	80.6		1:48.902		11	34.513	94.0	45.438	83.0	30.851	78.0		1:50.802	
6	34.126	95.3	44.690	83.5	30.204	80.1		1:49.020		12									

99 Stephen Chapman (HRG) — Sunbeam Harrington

lap	Sect-1	Speed	Sect-2	Speed	Sect-3	Speed	TopSpeed	laptime	pit	lap	Sect-1	Speed	Sect-2	Speed	Sect-3	Speed	Topspeed	laptime	pit
1		84.5	49.038	76.7	32.820	75.3		2:15.014		7	36.191	86.5	48.199	77.1	31.192	75.0		1:55.582	
2	36.071	88.0	49.070	77.9	31.538	73.3		1:56.679		8	36.059	86.0	49.412	74.2	32.137	75.7		1:57.608	
3	36.080	86.7	48.830	77.6	31.305	75.1		1:56.215		9	36.145	86.1	48.973	77.5	31.571	74.5		1:56.689	
4	36.268	86.7	49.076	77.0	31.789	75.4		1:57.133		10	35.500	86.6	47.417	78.5	31.168	72.9		1:54.085	
5	36.422	88.8	48.552	77.6	31.327	75.7		1:56.301		11	34.969	87.3	47.585	78.2	30.562	76.0		1:53.116	
6	36.700	86.3	49.982	76.8	31.873	75.2		1:58.555		12									

155 Nick Savage (HRA) — Chevrolet Camaro

lap	Sect-1	Speed	Sect-2	Speed	Sect-3	Speed	TopSpeed	laptime	pit	lap	Sect-1	Speed	Sect-2	Speed	Sect-3	Speed	Topspeed	laptime	pit
1		99.7	46.630	90.6	30.039	88.3		2:01.272		7	35.695	98.0	46.365	90.7	30.264	87.3		1:52.324	
2	33.859	103.7	45.411	91.7	30.309	87.7		1:49.579		8	33.633	101.2	44.964	90.2	30.775	81.1		1:49.372	
3	34.103	102.1	45.080	90.2	30.558	78.3		1:49.741		9	34.461	102.9	46.056	89.2	30.942	66.8		1:51.459	
4	34.052	104.4	44.760	91.8	30.342	86.6		1:49.154		10	35.236	102.5	49.255	79.1	32.737	65.8		1:57.228	
5	33.811	103.6	45.569	87.6	30.728	84.6		1:50.108		11	35.151	103.1	45.681	90.0	30.279	84.5		1:51.111	
6	35.751	100.2	45.124	89.7	30.441	86.0		1:51.316		12									

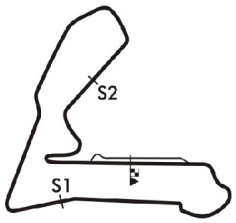

Session Start: 11:21:19 - Finish: 11:41:33
Weather/Track Conditions: Bright/Dry
Circuit: Croft
Track Length: 3.380 Km - 2.1002 miles

"Croft Nostalgia Weekend" Historic Race Meeting - 6 - 7 Aug 2016

HSCC 70s Road Sports & HSCC Historic Road Sports

Race 11 - Best Sector Times

			Sector 1			Sector 2			Sector 3					
POS	NO	DRIVER/S	TIME	LAP	POS	TIME	LAP	POS	TIME	LAP	POS	IDEAL LAP	BEST LAP	On
1	17	James Dean	30.144	10	3	40.828	1	2	27.676	4	2	1:38.648	**1:38.906**	**9**
2	51	Julian Barter	29.889	9	1	41.252	9	4	27.994	9	4	1:39.135	**1:39.135**	**9**
3	1	Kevin Kivlochan	30.664	3	4	41.728	3	5	27.786	4	3	1:40.178	**1:40.490**	**10**
4	14	David Boland	30.953	4	5	41.174	5	3	27.995	3	5	1:40.122	**1:40.252**	**5**
5	5	Peter Shaw	30.004	5	2	40.474	5	1	27.340	5	1	1:37.818	**1:37.818**	**5**
6	11	Howard Payne	31.313	6	7	42.208	5	7	28.962	5	8	1:42.483	**1:42.641**	**5**
7	20	Mark Leverett	31.109	12	6	41.779	11	6	29.089	8	10	1:41.977	**1:42.425**	**11**
8	7	Simon Haughton	31.490	10	8	42.375	11	8	28.211	10	6	1:42.076	**1:43.269**	**7**
9	30	John Williams	31.620	8	9	43.246	4	10	29.205	2	12	1:44.071	**1:44.382**	**8**
10	33	Matthew Nichols	32.426	5	14	44.630	5	16	30.210	9	20	1:47.266	**1:47.577**	**5**
11	15	Michael Eagles	32.354	5	13	44.043	3	14	29.397	3	13	1:45.794	**1:46.218**	**3**
12	35	Robert Gate	32.339	4	12	43.930	6	13	28.976	11	9	1:45.245	**1:46.140**	**5**
13	25	Jim Grant	32.283	8	11	43.844	5	12	29.436	2	14	1:45.563	**1:46.171**	**8**
14	71	Dick Coffey	32.929	4	15	44.224	4	15	29.196	11	11	1:46.349	**1:46.689**	**4**
15	92	Brian Jarvis	33.275	8	16	43.790	9	11	29.787	8	15	1:46.852	**1:47.808**	**8**
16	68	Jon Wagstaff	33.703	11	21	45.221	11	22	30.068	5	19	1:48.992	**1:49.485**	**5**
17	57	Mark Oldfield	33.685	9	19	44.854	7	19	30.247	8	22	1:48.786	**1:48.847**	**9**
18	155	Nick Savage	33.633	8	18	44.760	4	17	30.039	1	17	1:48.432	**1:49.154**	**4**
19	77	David Tomkinson	33.448	9	17	45.201	10	21	30.514	6	24	1:49.163	**1:50.169**	**5**
20	27	Chris Fisher	33.695	11	20	45.024	7	20	30.044	10	18	1:48.763	**1:49.110**	**5**
21	18	Martin Dyson	33.957	5	23	45.539	4	23	31.062	10	27	1:50.558	**1:51.106**	**5**
22	55	Stephen Bellerby	34.028	11	24	45.865	10	25	29.865	10	16	1:49.758	**1:50.981**	**10**
23	56	Sarah Hutchison	35.774	4	30	46.252	4	27	31.266	8	29	1:53.292	**1:53.945**	**4**
24	22	Tony Davis	34.827	11	28	47.092	11	29	31.117	5	28	1:53.036	**1:53.318**	**5**
25	6	Mike Foley	34.785	10	27	46.559	11	28	30.749	6	26	1:52.093	**1:53.606**	**11**
26	99	Stephen Chapman	34.969	11	29	47.417	10	30	30.562	11	25	1:52.948	**1:53.116**	**11**
27	28	Chris Baines	34.700	10	26	45.931	4	26	31.439	10	30	1:52.070	**1:52.457**	**10**
28	50	Stephen Cooper	36.811	10	31	49.609	9	31	32.735	8	32	1:59.155	**2:00.187**	**9**
29	21	Peter Chappell	37.096	10	32	50.389	9	32	32.110	10	31	1:59.595	**2:01.188**	**10**
30	65	Stephen Cooke	31.879	4	10	43.181	6	9	28.384	8	7	1:43.444	**1:43.788**	**9**
31	67	Tim Hayes	33.821	4	22	44.837	5	18	30.238	3	21	1:48.896	**1:49.444**	**3**
32	12	Neil Brown	34.326	2	25	45.752	2	24	30.417	2	23	1:50.495	**1:50.495**	**2**
33	19	William Leverett												

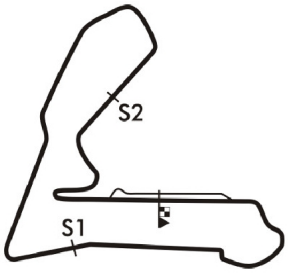

Session Start: 11:21:19 - Finish: 11:41:33
Weather/Track Conditions: Bright/Dry
Circuit: Croft
Track Length: 3.380 Km - 2.1002 miles

"Croft Nostalgia Weekend" Historic Race Meeting - 6 - 7 Aug 2016

HSCC 70s Road Sports & HSCC Historic Road Sports

Race 11 - Best Sector Speeds

	NO	SECTOR 1	MPH	NO	SECTOR 2	MPH	NO	SECTOR 3	MPH
1	15	Michael Eagles	111.7	15	Michael Eagles	97.1	15	Michael Eagles	96.6
2	5	Peter Shaw	109.3	1	Kevin Kivlochan	94.7	1	Kevin Kivlochan	94.1
3	51	Julian Barter	108.6	5	Peter Shaw	93.6	5	Peter Shaw	92.4
4	1	Kevin Kivlochan	108.4	51	Julian Barter	92.8	17	James Dean	91.7
5	14	David Boland	106.2	14	David Boland	92.3	35	Robert Gate	90.7
6	20	Mark Leverett	105.7	17	James Dean	91.9	20	Mark Leverett	90.0
7	17	James Dean	105.4	155	Nick Savage	91.8	65	Stephen Cooke	90.0
8	155	Nick Savage	104.4	20	Mark Leverett	90.7	51	Julian Barter	89.8
9	35	Robert Gate	103.4	35	Robert Gate	90.2	7	Simon Haughton	89.0
10	30	John Williams	103.1	65	Stephen Cooke	90.2	55	Stephen Bellerby	88.7
11	25	Jim Grant	102.3	7	Simon Haughton	89.5	14	David Boland	88.4
12	65	Stephen Cooke	100.5	30	John Williams	88.7	155	Nick Savage	88.3
13	11	Howard Payne	100.2	11	Howard Payne	88.0	11	Howard Payne	86.5
14	33	Matthew Nichols	99.6	33	Matthew Nichols	88.0	30	John Williams	86.3
15	55	Stephen Bellerby	99.3	18	Martin Dyson	87.0	25	Jim Grant	84.9
16	92	Brian Jarvis	97.3	55	Stephen Bellerby	86.3	33	Matthew Nichols	84.0
17	7	Simon Haughton	96.3	68	Jon Wagstaff	86.3	71	Dick Coffey	82.7
18	12	Neil Brown	95.9	71	Dick Coffey	86.1	67	Tim Hayes	81.0
19	67	Tim Hayes	94.7	25	Jim Grant	85.9	92	Brian Jarvis	80.6
20	71	Dick Coffey	94.5	92	Brian Jarvis	84.3	12	Neil Brown	80.4
21	57	Mark Oldfield	93.6	12	Neil Brown	83.8	68	Jon Wagstaff	80.4
22	68	Jon Wagstaff	93.5	67	Tim Hayes	83.0	56	Sarah Hutchison	79.7
23	18	Martin Dyson	92.6	28	Chris Baines	82.6	57	Mark Oldfield	79.0
24	77	David Tomkinson	92.4	27	Chris Fisher	82.3	27	Chris Fisher	78.1
25	56	Sarah Hutchison	91.3	77	David Tomkinson	81.8	77	David Tomkinson	77.0
26	28	Chris Baines	90.6	57	Mark Oldfield	81.5	18	Martin Dyson	76.7
27	6	Mike Foley	89.4	56	Sarah Hutchison	81.0	6	Mike Foley	76.1
28	99	Stephen Chapman	88.8	6	Mike Foley	79.7	28	Chris Baines	76.0
29	27	Chris Fisher	88.1	22	Tony Davis	79.7	99	Stephen Chapman	76.0
30	22	Tony Davis	86.0	99	Stephen Chapman	78.5	21	Peter Chappell	75.5
31	21	Peter Chappell	81.8	21	Peter Chappell	74.2	22	Tony Davis	74.4
32	50	Stephen Cooper	81.0	50	Stephen Cooper	73.7	50	Stephen Cooper	73.7
33	19	William Leverett	0.0	19	William Leverett	0.0	19	William Leverett	0.0

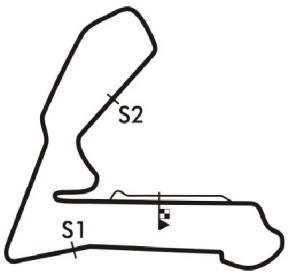

Session Start: 11:21:19 - Finish: 11:41:33
Weather/Track Conditions: Bright/Dry
Circuit: Croft
Track Length: 3.380 Km - 2.1002 miles

"Croft Nostalgia Weekend" Historic Race Meeting - 6 - 7 Aug 2016

HSCC 70s Road Sports & HSCC Historic Road Sports

Race 11 - Lap Chart

Lap 1			Lap 2			Lap 3			Lap 4			Lap 5			Lap 6		
NO	Behind	Laptime	NO	Behind	Laptime	NO	Behind	Laptime	NO	Behind	Laptime	NO	Behind	Laptime	NO	Behind	Laptime
17		1:44.686	17		1:39.571	17		1:39.595	17		1:40.562	17		1:41.140	17		1:40.692
51	2.893	1:47.579	51	3.383	1:40.061	51	3.957	1:40.169	51	3.477	1:40.082	51	2.749	1:40.412	51	2.401	1:40.344
1	3.493	1:48.179	1	4.694	1:40.772	1	6.116	1:41.017	1	6.201	1:40.647	1	6.049	1:40.988	1	6.456	1:41.099
14	4.797	1:49.483	14	6.616	1:41.390	14	8.303	1:41.282	14	8.746	1:41.005	21	1 LAP	2:04.708	14	7.821	1:40.655
20	8.154	1:52.840	5	13.645	1:40.951	5	13.825	1:39.775	5	12.184	1:38.921	50	1 LAP	2:06.337	5	20.005	1:51.835
11	8.694	1:53.380	20	14.227	1:45.644	20	18.540	1:43.908	20	22.166	1:44.188	14	7.858	1:40.252	20	28.389	1:44.234
30	9.827	1:54.513	30	15.591	1:45.335	30	21.090	1:45.094	11	24.299	1:43.700	5	8.862	1:37.818	11	29.861	1:44.753
7	10.720	1:55.406	11	16.587	1:47.464	11	21.161	1:44.169	30	25.943	1:45.415	20	24.847	1:43.821	7	31.387	1:43.629
5	12.265	1:56.951	7	16.982	1:45.833	7	21.742	1:44.355	7	25.981	1:44.801	11	25.800	1:42.641	21	1 LAP	2:09.217
65	14.485	1:59.171	65	20.973	1:46.059	65	26.327	1:44.949	65	31.763	1:45.998	7	28.450	1:43.609	30	35.272	1:44.711
33	14.679	1:59.365	33	23.810	1:48.702	33	32.027	1:47.812	33	39.576	1:48.111	30	31.253	1:46.450	50	1 LAP	2:08.288
155	16.586	2:01.272	155	26.594	1:49.579	155	36.740	1:49.741	15	43.714	1:47.297	65	34.841	1:44.218	65	37.986	1:43.837
68	18.325	2:03.011	68	29.252	1:50.498	15	36.979	1:46.218	155	45.332	1:49.154	33	46.013	1:47.577	33	54.933	1:49.612
12	18.902	2:03.588	12	29.826	1:50.495	71	40.910	1:48.621	71	47.037	1:46.689	15	50.165	1:47.591	15	57.237	1:47.764
71	19.191	2:03.877	15	30.356	1:48.332	68	40.963	1:51.306	35	50.314	1:47.044	155	54.300	1:50.108	35	1:01.751	1:47.129
57	20.409	2:05.095	71	31.884	1:52.264	12	43.689	1:53.458	68	51.380	1:50.979	71	55.188	1:49.291	155	1:04.924	1:51.316
15	21.595	2:06.281	57	33.083	1:52.245	35	43.832	1:48.194	25	55.904	1:48.636	35	55.314	1:46.140	71	1:06.036	1:51.540
77	21.714	2:06.400	77	35.191	1:53.048	57	45.811	1:52.323	57	56.221	1:50.972	68	59.725	1:49.485	25	1:06.921	1:46.480
27	23.461	2:08.147	35	35.233	1:49.766	67	46.273	1:49.444	67	56.643	1:50.932	25	1:01.133	1:46.369	68	1:09.911	1:50.878
67	24.558	2:09.244	27	35.410	1:51.520	77	47.692	1:52.096	77	58.053	1:50.923	57	1:04.772	1:49.691	57	1:14.320	1:50.240
35	25.038	2:09.724	67	36.424	1:51.437	25	47.830	1:49.901	92	59.802	1:50.261	67	1:05.000	1:49.497	92	1:15.892	1:49.020
55	26.532	2:11.218	25	37.524	1:47.526	27	48.824	1:53.009	27	1:00.389	1:52.127	77	1:07.082	1:50.169	77	1:17.646	1:51.256
56	27.849	2:12.535	92	39.912	1:50.519	92	50.103	1:49.786	55	1:08.417	1:54.041	92	1:07.564	1:48.902	27	1:17.773	1:50.106
92	28.964	2:13.650	55	41.784	1:54.823	55	54.938	1:52.749	**12**	1:10.794	2:07.667	27	1:08.359	1:49.110	18	1:33.482	1:53.081
18	29.181	2:13.867	56	44.740	1:56.462	18	59.964	1:53.816	18	1:11.127	1:51.725	55	1:20.731	1:53.454	55	1:34.030	1:53.991
25	29.569	2:14.255	18	45.743	1:56.133	56	1:00.253	1:55.108	56	1:13.636	1:53.945	18	1:21.093	1:51.106	56	1:43.301	1:55.960
99	30.328	2:15.014	99	47.436	1:56.679	99	1:04.056	1:56.215	99	1:20.627	1:57.133	56	1:28.033	1:55.537			
22	32.284	2:16.970	22	48.412	1:55.699	22	1:05.318	1:56.501	22	1:20.773	1:56.017	22	1:32.951	1:53.318			
6	35.425	2:20.111	6	52.050	1:56.196	28	1:07.968	1:55.243	28	1:21.755	1:54.349	99	1:35.788	1:56.301			
50	35.529	2:20.215	28	52.320	1:55.879	6	1:08.004	1:55.549	6	1:23.692	1:56.250	28	1:36.616	1:56.001			
28	36.012	2:20.698	50	58.055	2:02.097	50	1:23.120	2:04.660				6	1:37.225	1:54.673			
21	37.831	2:22.517	21	1:00.844	2:02.584	21	1:23.438	2:02.189									

Session Start: 11:21:19 - Finish: 11:41:33
Weather/Track Conditions: Bright/Dry
Circuit: Croft
Track Length: 3.380 Km - 2.1002 miles

"Croft Nostalgia Weekend" Historic Race Meeting - 6 - 7 Aug 2016

HSCC 70s Road Sports & HSCC Historic Road Sports

Race 11 - Lap Chart

Lap 7			Lap 8			Lap 9			Lap 10			Lap 11			Lap 12		
NO	Behind	Laptime	NO	Behind	Laptime	NO	Behind	Laptime	NO	Behind	Laptime	NO	Behind	Laptime	NO	Behind	Laptime
17		1:43.401	17		1:43.285	17		1:38.906	17		1:39.830	17		1:41.990	17		1:40.762
51	1.005	1:42.005	51	0.724	1:43.004	51	0.953	1:39.135	51	1.715	1:40.592	51	0.626	1:40.901	51	3.033	1:43.169
22	1 LAP	1:56.307	18	1 LAP	1:55.495	1	7.910	1:41.413	77	1 LAP	1:50.220	92	1 LAP	1:50.099	25	1 LAP	1:48.272
1	5.913	1:42.858	55	1 LAP	1:55.542	14	12.753	1:43.102	27	1 LAP	1:50.796	71	1 LAP	1:52.574	71	1 LAP	1:47.465
14	7.419	1:42.999	1	5.403	1:42.775	18	1 LAP	1:53.107	21	2 LAPS	2:04.105	68	1 LAP	1:50.357	1	12.204	1:42.811
99	1 LAP	1:58.555	14	8.557	1:44.423	55	1 LAP	1:54.851	50	2 LAPS	2:03.478	57	1 LAP	1:50.471	92	1 LAP	1:50.802
6	1 LAP	1:57.732	56	1 LAP	1:57.765	56	1 LAP	1:54.022	1	8.570	1:40.490	155	1 LAP	1:57.228	68	1 LAP	1:49.541
28	1 LAP	2:00.999	22	1 LAP	1:55.336	5	30.673	1:44.031	14	14.679	1:41.756	1	10.155	1:43.575	57	1 LAP	1:50.236
5	23.166	1:46.562	99	1 LAP	1:55.582	22	1 LAP	1:55.337	18	1 LAP	1:52.023	77	1 LAP	1:50.256	155	1 LAP	1:51.111
20	29.665	1:44.677	6	1 LAP	1:55.736	11	36.931	1:45.289	55	1 LAP	1:51.010	27	1 LAP	1:51.204	14	19.039	1:45.296
11	30.388	1:43.928	28	1 LAP	1:54.969	7	38.125	1:45.598	5	32.641	1:41.798	14	14.505	1:41.816	77	1 LAP	1:50.396
7	31.255	1:43.269	5	25.548	1:45.667	20	41.187	1:49.022	11	41.328	1:44.227	50	2 LAPS	2:00.187	27	1 LAP	1:49.331
65	45.908	1:51.323	11	30.548	1:43.445	99	1 LAP	1:57.608	7	41.620	1:43.325	21	2 LAPS	2:02.456	5	42.253	1:47.114
30	47.353	1:55.482	20	31.071	1:44.691	6	1 LAP	1:56.962	20	44.385	1:43.028	5	35.901	1:45.250	50	2 LAPS	2:01.189
21	1 LAP	2:07.323	7	31.433	1:43.463	28	1 LAP	1:57.340	56	1 LAP	1:56.733	18	1 LAP	1:51.535	21	2 LAPS	2:01.188
50	1 LAP	2:07.783	65	46.842	1:44.219	65	51.724	1:43.788	22	1 LAP	1:56.283	55	1 LAP	1:50.981	11	49.467	1:46.495
33	1:03.543	1:52.011	30	48.450	1:44.382	30	54.513	1:44.969	65	57.335	1:45.441	7	43.614	1:43.984	20	50.312	1:46.254
15	1:05.550	1:51.714	33	1:10.538	1:50.280	33	1:20.181	1:48.549	6	1 LAP	1:55.877	11	43.734	1:44.396	7	50.415	1:47.563
35	1:07.438	1:49.088	15	1:12.465	1:50.200	15	1:22.916	1:49.357	99	1 LAP	1:56.689	20	44.820	1:42.425	18	1 LAP	1:53.139
25	1:12.389	1:48.869	35	1:13.056	1:48.903	25	1:23.485	1:47.116	30	1:00.112	1:45.429	56	1 LAP	1:54.669	55	1 LAP	1:54.106
155	1:13.847	1:52.324	25	1:15.275	1:46.171	35	1:24.142	1:49.992	28	1 LAP	1:57.175	22	1 LAP	1:53.826	56	1 LAP	1:54.598
71	1:14.759	1:52.124	155	1:19.934	1:49.372	155	1:32.487	1:51.459	33	1:29.036	1:48.685	30	1:05.837	1:47.715	30	1:13.030	1:47.955
68	1:18.873	1:52.363	21	1 LAP	2:05.261	71	1:32.874	1:50.309	15	1:31.952	1:48.866	6	1 LAP	1:53.802	22	1 LAP	1:54.309
57	1:21.158	1:50.239	71	1:21.471	1:49.997	92	1:35.295	1:47.857	35	1:32.283	1:47.971	99	1 LAP	1:54.085	6	1 LAP	1:53.606
92	1:21.821	1:49.330	50	1 LAP	2:06.287	68	1:37.007	1:49.737	25	1:41.634	1:57.979	28	1 LAP	1:52.457	99	1 LAP	1:53.116
77	1:24.672	1:50.427	68	1:26.176	1:50.588	57	1:37.718	1:48.847				33	1:36.171	1:49.125	28	1 LAP	1:54.437
27	1:24.712	1:50.340	92	1:26.344	1:47.808							15	1:37.664	1:47.702	33	1:44.357	1:48.948
			57	1:27.777	1:49.904							35	1:38.759	1:48.466	15	1:45.198	1:48.296
			27	1:31.396	1:49.969										35	1:45.895	1:47.898
			77	1:31.808	1:50.421												

Session Start: 11:21:19 - Finish: 11:41:33
Weather/Track Conditions: Bright/Dry
Circuit: Croft
Track Length: 3.380 Km - 2.1002 miles

"Croft Nostalgia Weekend" Historic Race Meeting - 6 - 7 Aug 2016

HSCC Historic Formula 3 Supported by the Cubicle Centre & HSCC Classic Racing Cars

Race 12 - Classification

Sheet No:

POS	NO	DRIVER/S	CLASS	CLASS POS	CAR MAKE / MODEL	TIME	LAPS	GAP	DIFF	MPH	BEST	ON
1	31	Robert Wainwright	CRC	1	Crossle 18F	20:19.775	13	-- 13 laps		80.58	1:25.684	5
2	57	David Wild	CRC	2	March 712	21:24.200	13	1:04.425	1:04.425	76.53	1:30.030	2
3	81	Julian Stokes	CRC	3	Tecno F2	21:26.031	13	1:06.256	1.831	76.43	1:30.263	10
4	12	Andy Jarvis	CRG	1	Palliser WDB2	21:37.181	13	1:17.406	11.150	75.77	1:30.040	5
5	18	Brian Cullen	CRC	4	Crossle 19F	21:51.918	13	1:32.143	14.737	74.92	1:31.313	6
6	15	Mark Goodyear	CRG	2	Lotus 59	20:39.245	12	-- 12 laps	22.351	73.21	1:33.831	3
7	22	Simon Armer	3B	1	March 703	20:48.013	12	8.768	8.768	72.69	1:34.344	2
8	49	Thomas Smith	CRH	1	Hesketh F3	20:52.926	12	13.681	4.913	72.41	1:34.006	7
9	82	Marcus Mussa	3B	2	Tecno F3	21:07.038	12	27.793	14.112	71.61	1:35.125	2
10	1	Leif Bosson	3B	3	Brabham BT28	21:24.366	12	45.121	17.328	70.64	1:36.511	1
11	5	Jim Blockley	3B	4	Chevron B17	21:39.867	12	1:00.622	15.501	69.80	1:36.982	5
12	2	Barry Sewell	3B	5	Lotus 41	21:40.224	12	1:00.979	0.357	69.78	1:37.552	8
13	71	Chris Holland	3B	6	Brabham BT21	21:51.029	12	1:11.784	10.805	69.20	1:38.718	2
14	14	Phil Nelson	CRF	1	Hawke DL2B	21:51.531	12	1:12.286	0.502	69.18	1:38.274	7
15	53	Mark Goldsmith	CRC	5	Elfin 622	20:22.478	11	-- 11 laps	12.286	68.03	1:36.990	4
16	41	Peter Hamilton	CRF	2	Alexis Mk15	20:28.678	11	6.200	6.200	67.69	1:39.469	3
17	62	Geoffrey O'nion	3B	7	Tecno F3	20:48.162	11	25.684	19.484	66.63	1:40.991	9
18	51	Rob Thorpe	3B	8	March 703	21:00.676	11	38.198	12.514	65.97	1:40.140	9
19	24	Andrew Thorpe	CRG	3	Brabham BT35	21:18.162	11	55.684	17.486	65.06	1:42.763	10
20	27	Peter Williams	3B	9	Brabham BT15	20:44.330	9	-- 9 laps --	2:52.944	54.68	1:58.875	7
		---------- NOT CLASSIFIED ----------										
DNF	26	Steve Seaman	3B		Brabham BT21	5:21.163	1	-- 1 laps --	59.860	23.54		

---------- FASTEST LAP SUMMARY ----------

NO	DRIVER/S	CLASS	CAR MAKE / MODEL	FASTEST LAP	ON	MPH
31	Robert Wainwright	CRC	Crossle 18F	1:25.684	5	88.24
12	Andy Jarvis	CRG	Palliser WDB2	1:30.040	5	83.97
49	Thomas Smith	CRH	Hesketh F3	1:34.006	7	80.43
22	Simon Armer	3B	March 703	1:34.344	2	80.14
14	Phil Nelson	CRF	Hawke DL2B	1:38.274	7	76.94

Car 10 - Non starter.

Session Start: 12:06:57 - Finish: 12:27:17
Weather/Track Conditions: Sun/Dry
Circuit: Croft
Track Length: 3.380 Km - 2.1002 miles

These results are provisional until the conclusion of any judicial and technical matters.

Clerk of the Course:	Timekeeper:	Issued at:
Julian Floyd	Nick Palmer	

MST

Printed : 07-08-2016 - 12:30

Full results available at www.mstworld.com. Email: timing@mstworld.com

"Croft Nostalgia Weekend" Historic Race Meeting - 6 - 7 Aug 2016

HSCC Historic Formula 3 Supported by the Cubicle Centre & HSCC Classic Racing Cars

Race 12 - Sector Analysis

1 Leif Bosson (3B) — Brabham BT28

lap	Sect-1	Speed	Sect-2	Speed	Sect-3	Speed	TopSpeed	laptime	pit	lap	Sect-1	Speed	Sect-2	Speed	Sect-3	Speed	Topspeed	laptime	pit
1	29.750	104.0	40.260	92.7	26.501	91.3		1:36.511		7	30.327	101.1	41.191	89.1	27.446	90.0		1:38.964	
2	29.843	102.9	40.395	92.4	26.548	91.9		1:36.786		8	30.557	102.9	40.856	92.3	27.134	90.1		1:38.547	
3	30.605	102.3	40.410	91.1	26.409	91.8		1:37.424		9	30.406	102.8	42.312	90.6	26.900	89.8		1:39.618	
4	30.493	103.1	40.650	93.2	26.163	92.2		1:37.306		10	30.792	101.7	40.718	92.7	26.976	90.8		1:38.486	
5	30.075	103.4	40.033	91.6	26.734	91.3		1:36.842		11	30.962	100.8	40.782	91.2	27.073	89.7		1:38.817	
6	30.285	103.7	40.803	89.7	26.978	91.6		1:38.066		12	30.791	102.5	42.481	89.8	27.402	89.8		1:40.674	

2 Barry Sewell (3B) — Lotus 41

lap	Sect-1	Speed	Sect-2	Speed	Sect-3	Speed	TopSpeed	laptime	pit	lap	Sect-1	Speed	Sect-2	Speed	Sect-3	Speed	Topspeed	laptime	pit
1	30.966	98.8	41.364	93.2	27.741	89.0		1:40.071		7	30.477	101.1	40.851	94.4	27.036	89.7		1:38.364	
2	30.992	101.2	41.533	91.9	27.138	90.0		1:39.663		8	30.331	103.7	40.056	94.0	27.165	89.6		1:37.552	
3	30.457	101.8	41.644	92.1	27.199	89.7		1:39.300		9	31.059	99.7	40.614	91.2	26.882	90.2		1:38.555	
4	30.565	102.0	40.991	94.0	27.479	91.2		1:39.035		10	30.693	100.3	40.469	93.7	28.069	88.3		1:39.231	
5	30.724	101.5	40.671	94.5	27.044	89.7		1:38.439		11	30.567	100.2	40.278	94.1	28.066	89.1		1:38.911	
6	31.537	100.2	40.869	94.0	26.804	90.1		1:39.210		12	31.849	98.1	41.029	93.6	26.892	90.7		1:39.770	

5 Jim Blockley (3B) — Chevron B17

lap	Sect-1	Speed	Sect-2	Speed	Sect-3	Speed	TopSpeed	laptime	pit	lap	Sect-1	Speed	Sect-2	Speed	Sect-3	Speed	Topspeed	laptime	pit
1	30.267	100.5	40.739	90.3	26.983	88.7		1:37.989		7	29.949	101.2	39.645	92.8	28.003	84.7		1:37.597	
2	30.739	102.3	40.192	93.7	27.173	90.9		1:38.104		8	30.473	99.6	40.840	91.7	27.425	89.2		1:38.738	
3	30.123	103.4	39.972	93.3	26.925	90.4		1:37.020		9	30.684	97.1	40.525	87.6	28.583	83.4		1:39.792	
4	29.851	102.0	41.047	94.9	27.553	91.4		1:38.451		10	32.465	98.8	40.535	89.8	27.485	87.0		1:40.485	
5	30.283	100.3	39.944	92.2	26.755	89.1		1:36.982		11	31.909	98.5	40.212	91.8	27.055	82.0		1:39.176	
6	29.794	101.4	40.584	93.6	26.932	89.5		1:37.310		12	30.964	100.5	40.894	72.9	30.169	70.9		1:42.027	

12 Andy Jarvis (CRG) — Palliser WDB2

lap	Sect-1	Speed	Sect-2	Speed	Sect-3	Speed	TopSpeed	laptime	pit	lap	Sect-1	Speed	Sect-2	Speed	Sect-3	Speed	Topspeed	laptime	pit
1	27.748	114.5	38.347	98.1	26.506	99.6		1:32.601		8	27.746	114.3	37.055	102.3	26.189	100.9		1:30.990	
2	28.122	114.1	37.287	96.0	25.431	100.9		1:30.840		9	27.979	114.5	38.134	99.4	27.772	96.3		1:33.885	
3	27.409	115.1	37.350	103.1	25.742	100.9		1:30.501		10	28.347	112.6	37.318	99.4	26.829	101.2		1:32.494	
4	27.393	115.1	37.088	102.6	26.112	100.2		1:30.593		11	28.466	109.3	38.279	99.6	26.636	100.2		1:33.381	
5	27.684	113.4	36.805	101.1	25.551	101.8		1:30.040		12	28.228	108.8	38.040	101.7	28.349	91.6		1:34.617	
6	27.988	114.3	37.063	103.1	26.665	101.1		1:31.716		13	29.317	111.7	37.808	98.3	28.796	84.6		1:35.921	
7	27.639	113.0	38.215	71.3	26.291	100.9		1:32.145		14									

14 Phil Nelson (CRF) — Hawke DL2B

lap	Sect-1	Speed	Sect-2	Speed	Sect-3	Speed	TopSpeed	laptime	pit	lap	Sect-1	Speed	Sect-2	Speed	Sect-3	Speed	Topspeed	laptime	pit
1	30.981	96.0	41.753	88.5	26.771	87.6		1:39.505		7	31.208	95.6	40.411	90.8	26.655	87.4		1:38.274	
2	31.184	95.7	41.018	88.1	28.026	87.3		1:40.228		8	30.549	99.0	40.985	90.4	26.919	87.8		1:38.453	
3	30.959	97.0	41.162	89.5	27.412	86.3		1:39.533		9	30.807	97.3	41.151	90.2	27.186	87.0		1:39.144	
4	31.635	97.0	41.564	88.9	27.688	86.8		1:40.887		10	31.490	94.9	44.516	85.6	27.269	87.5		1:43.275	
5	31.766	98.0	40.697	90.2	27.480	83.5		1:39.943		11	30.964	95.2	44.177	88.4	27.163	86.8		1:42.304	
6	31.269	97.7	40.824	90.6	26.818	87.4		1:38.911		12	31.030	97.3	42.758	87.4	27.551	85.6		1:41.339	

15 Mark Goodyear (CRG) — Lotus 59

lap	Sect-1	Speed	Sect-2	Speed	Sect-3	Speed	TopSpeed	laptime	pit	lap	Sect-1	Speed	Sect-2	Speed	Sect-3	Speed	Topspeed	laptime	pit
1	29.531	110.6	39.204	99.6	25.595	99.1		1:34.330		7	29.116	112.0	39.280	99.1	25.894	99.0		1:34.290	
2	29.350	110.4	39.251	99.7	25.433	98.0		1:34.034		8	29.147	112.6	38.842	101.4	26.295	97.7		1:34.284	
3	29.335	110.9	38.942	98.7	25.554	100.2		1:33.831		9	29.473	110.6	38.763	99.9	25.938	98.8		1:34.174	
4	29.732	110.4	38.881	100.5	25.639	98.7		1:34.252		10	29.561	110.4	39.178	91.6	26.763	98.1		1:35.502	
5	29.298	112.4	39.103	98.7	26.013	99.4		1:34.414		11	28.869	111.1	39.885	100.0	26.540	96.8		1:35.294	
6	29.009	113.2	39.371	98.0	26.058	98.1		1:34.438		12	29.468	111.1	40.343	96.8	26.619	98.8		1:36.430	

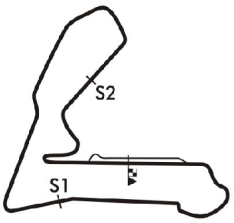

Session Start: 12:06:57 - Finish: 12:27:17
Weather/Track Conditions: Sun/Dry
Circuit: Croft
Track Length: 3.380 Km - 2.1002 miles

"Croft Nostalgia Weekend" Historic Race Meeting - 6 - 7 Aug 2016

HSCC Historic Formula 3 Supported by the Cubicle Centre & HSCC Classic Racing Cars

Race 12 - Sector Analysis

18 Brian Cullen (CRC) — Crossle 19F

lap	Sect-1	Speed	Sect-2	Speed	Sect-3	Speed	TopSpeed	laptime	pit	lap	Sect-1	Speed	Sect-2	Speed	Sect-3	Speed	Topspeed	laptime	pit
1	28.782	112.6	38.932	100.2	25.762	102.1		1:33.476		8	28.554	110.7	38.002	102.1	25.517	97.3		1:32.073	
2	28.489	112.6	38.478	101.4	25.569	100.3		1:32.536		9	28.944	109.7	39.588	98.4	25.543	97.1		1:34.075	
3	28.659	112.6	39.404	98.7	24.800	100.5		1:32.863		10	28.775	110.0	37.894	100.3	25.941	99.1		1:32.610	
4	28.511	111.8	38.919	102.0	25.410	98.3		1:32.840		11	28.593	110.0	40.401	97.1	25.526	100.5		1:34.520	
5	28.409	113.9	37.920	101.7	25.036	102.0		1:31.365		12	29.444	110.7	38.429	98.5	25.820	99.3		1:33.693	
6	28.501	113.0	37.457	101.8	25.355	98.1		1:31.313		13	28.902	108.6	39.063	95.5	27.059	101.2		1:35.024	
7	28.627	111.8	39.587	96.4	26.071	97.3		1:34.285		14									

22 Simon Armer (3B) — March 703

lap	Sect-1	Speed	Sect-2	Speed	Sect-3	Speed	TopSpeed	laptime	pit	lap	Sect-1	Speed	Sect-2	Speed	Sect-3	Speed	Topspeed	laptime	pit
1	29.212	100.8	38.851	94.9	26.537	90.4		1:34.600		7	29.438	101.4	38.796	95.1	26.529	89.2		1:34.763	
2	29.183	100.9	38.680	94.4	26.481	90.9		1:34.344		8	29.452	100.5	39.694	94.7	26.971	89.0		1:36.117	
3	29.594	99.9	38.437	94.5	26.548	91.2		1:34.579		9	29.442	101.4	39.340	94.8	28.125	89.7		1:36.907	
4	29.158	101.2	38.756	93.9	26.548	89.5		1:34.462		10	29.535	99.7	38.922	93.5	26.888	90.1		1:35.345	
5	29.456	101.4	38.946	95.3	26.435	90.8		1:34.837		11	29.623	100.2	38.769	94.3	27.019	89.7		1:35.411	
6	29.218	101.5	39.001	93.6	26.491	89.5		1:34.710		12	29.466	101.1	39.358	94.4	27.803	91.1		1:36.627	

24 Andrew Thorpe (CRG) — Brabham BT35

lap	Sect-1	Speed	Sect-2	Speed	Sect-3	Speed	TopSpeed	laptime	pit	lap	Sect-1	Speed	Sect-2	Speed	Sect-3	Speed	Topspeed	laptime	pit
1	32.999	92.7	43.102	89.5	28.773	87.5		1:44.874		7	33.476	94.3	42.763	90.6	29.261	87.6		1:45.500	
2	32.915	93.5	42.184	91.1	28.539	87.7		1:43.638		8	32.857	91.4	43.985	89.4	28.733	86.3		1:45.575	
3	32.690	94.8	42.763	91.4	29.112	87.2		1:44.565		9	33.658	94.4	42.771	88.8	29.623	87.2		1:46.052	
4	34.030	93.5	42.973	90.3	28.229	86.8		1:45.232		10	32.573	94.1	42.171	90.6	28.019	85.9		1:42.763	
5	32.576	94.8	42.352	90.6	29.573	86.5		1:44.501		11	32.829	94.7	42.669	89.7	28.515	84.8		1:44.013	
6	32.813	94.0	47.053	81.7	29.468	85.4		1:49.334		12									

26 Steve Seaman (3B) — Brabham BT21

lap	Sect-1	Speed	Sect-2	Speed	Sect-3	Speed	TopSpeed	laptime	pit	lap	Sect-1	Speed	Sect-2	Speed	Sect-3	Speed	Topspeed	laptime	pit
1	Out	94.8	45.596	84.9				1:50.806		2									

27 Peter Williams (3B) — Brabham BT15

lap	Sect-1	Speed	Sect-2	Speed	Sect-3	Speed	TopSpeed	laptime	pit	lap	Sect-1	Speed	Sect-2	Speed	Sect-3	Speed	Topspeed	laptime	pit
1	40.977	83.2	52.727	76.3	31.295	77.2		2:04.999		6	38.364	88.3	51.187	75.3	31.961	77.3		2:01.512	
2	39.773	87.5	55.380	75.6	31.857	79.0		2:07.010		7	37.086	87.2	50.840	77.8	30.949	77.0		1:58.875	
3	39.597	83.2	51.986	74.7	32.784	76.8		2:04.367		8	40.257	81.1	53.578	77.8	30.605	77.5		2:04.440	
4	38.273	87.5	51.492	76.3	31.289	77.6		2:01.054		9	41.089	86.3	51.338	73.9	30.939	78.6		2:03.366	
5	37.970	84.1	52.497	73.3	31.936	77.6		2:02.403		10									

31 Robert Wainwright (CRC) — Crossle 18F

lap	Sect-1	Speed	Sect-2	Speed	Sect-3	Speed	TopSpeed	laptime	pit	lap	Sect-1	Speed	Sect-2	Speed	Sect-3	Speed	Topspeed	laptime	pit
1	26.373	114.5	35.131	102.5	24.445	101.2		1:25.949		8	26.557	112.8	36.402	101.2	24.119	102.0		1:27.078	
2	26.552	115.3	35.478	102.3	24.261	101.8		1:26.291		9	26.558	115.5	35.531	104.5	24.119	103.1		1:26.208	
3	26.838	114.7	34.922	103.6	24.245	101.5		1:26.005		10	26.864	113.7	36.413	102.8	24.515	101.1		1:27.792	
4	26.527	114.5	35.184	102.5	24.371	102.6		1:26.082		11	26.638	113.4	35.287	102.8	24.184	102.5		1:26.109	
5	26.503	114.3	34.883	104.2	24.298	101.5		1:25.684		12	26.736	114.9	35.147	103.1	24.514	101.5		1:26.397	
6	28.774	109.7	35.972	101.4	24.370	101.1		1:29.116		13	28.033	112.6	35.913	102.9	24.608	100.2		1:28.554	
7	28.210	114.7	35.550	104.0	24.188	102.1		1:27.948		14									

41 Peter Hamilton (CRF) — Alexis Mk15

lap	Sect-1	Speed	Sect-2	Speed	Sect-3	Speed	TopSpeed	laptime	pit	lap	Sect-1	Speed	Sect-2	Speed	Sect-3	Speed	Topspeed	laptime	pit
1	30.823	97.8	41.629	88.4	27.395	87.7		1:39.847		7	31.166	98.3	42.366	88.4	27.906	82.8		1:41.438	
2	31.726	97.0	41.743	88.8	27.385	87.7		1:40.854		8	31.894	91.3	44.898	79.7	28.177	85.1		1:44.969	
3	30.727	98.3	41.196	89.4	27.546	78.2		1:39.469		9	31.466	97.5	41.644	88.9	27.514	85.7		1:40.624	
4	31.025	99.0	41.114	87.5	27.383	86.6		1:39.522		10	31.706	92.6	44.103	89.4	27.758	85.9		1:43.567	
5	30.945	98.7	43.675	77.8	27.779	86.3		1:42.399		11	31.778	97.7	42.386	89.2	27.757	84.3		1:41.921	
6	31.191	98.8	41.891	89.5	27.503	86.3		1:40.585		12									

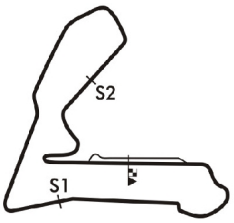

Session Start: 12:06:57 - Finish: 12:27:17
Weather/Track Conditions: Sun/Dry
Circuit: Croft
Track Length: 3.380 Km - 2.1002 miles

"Croft Nostalgia Weekend" Historic Race Meeting - 6 - 7 Aug 2016

HSCC Historic Formula 3 Supported by the Cubicle Centre & HSCC Classic Racing Cars

Race 12 - Sector Analysis

49 Thomas Smith (CRH) — Hesketh F3

lap	Sect-1	Speed	Sect-2	Speed	Sect-3	Speed	TopSpeed	laptime	pit	lap	Sect-1	Speed	Sect-2	Speed	Sect-3	Speed	Topspeed	laptime	pit
1	29.395	100.6	39.727	92.7	27.817	87.3		1:36.939		7	29.142	100.0	38.363	94.1	26.501	88.7		1:34.006	
2	29.280	100.3	39.788	91.6	26.830	89.0		1:35.898		8	28.980	101.2	41.206	85.2	27.025	87.2		1:37.211	
3	29.301	99.6	38.731	94.1	26.502	88.9		1:34.534		9	29.095	100.2	38.875	92.3	26.781	88.9		1:34.751	
4	29.143	100.6	39.152	92.9	26.432	87.5		1:34.727		10	29.773	98.7	38.796	94.5	27.025	88.3		1:35.594	
5	29.502	101.2	38.624	95.3	27.465	90.0		1:35.591		11	29.311	99.3	38.609	94.7	26.821	87.7		1:34.741	
6	29.702	102.8	38.980	94.7	26.372	88.8		1:35.054		12	29.213	100.6	40.044	92.8	27.201	86.3		1:36.458	

51 Rob Thorpe (3B) — March 703

lap	Sect-1	Speed	Sect-2	Speed	Sect-3	Speed	TopSpeed	laptime	pit	lap	Sect-1	Speed	Sect-2	Speed	Sect-3	Speed	Topspeed	laptime	pit
1	31.845	99.7	44.017	92.1	28.263	88.5		1:44.125		7	31.242	99.7	41.699	92.4	27.227	89.6		1:40.168	
2	32.271	101.4	42.560	86.4	28.542	89.0		1:43.373		8	31.357	99.1	43.305	86.1	27.942	89.4		1:42.604	
3	31.796	98.3	42.909	93.2	28.439	89.2		1:43.144		9	31.307	98.7	41.290	93.5	27.543	88.7		1:40.140	
4	31.945	90.7	42.184	92.4	27.722	89.8		1:41.851		10	31.327	94.0	44.489	87.6	28.934	88.9		1:44.750	
5	31.843	95.1	42.592	91.2	28.454	89.1		1:42.889		11	33.750	77.1	51.000	78.5	31.983	66.3		1:56.733	
6	32.011	99.7	41.613	91.4	27.938	90.0		1:41.562		12									

53 Mark Goldsmith (CRC) — Elfin 622

lap	Sect-1	Speed	Sect-2	Speed	Sect-3	Speed	TopSpeed	laptime	pit	lap	Sect-1	Speed	Sect-2	Speed	Sect-3	Speed	Topspeed	laptime	pit
1	31.941	101.4	41.468	93.7	26.730	91.9		1:40.139		7	29.955	105.2	40.478	93.6	28.246	89.6		1:38.679	
2	30.739	102.6	40.997	94.5	26.924	92.6		1:38.660		8	30.506	103.4	41.366	95.2	26.812	90.7		1:38.684	
3	30.616	102.6	39.973	96.6	27.167	92.9		1:37.756		9	30.323	104.9	41.141	94.0	26.548	93.1		1:38.012	
4	30.106	107.4	40.447	94.7	26.437	92.8		1:36.990		10	30.160	103.4	41.209	93.7	26.805	92.3		1:38.174	
5	30.100	106.9	39.955	94.9	27.259	92.2		1:37.314		11	31.313	104.4	40.678	92.1	27.538	90.8		1:39.529	
6	30.173	104.5	41.635	92.6	27.087	92.2		1:38.895		12									

57 David Wild (CRC) — March 712

lap	Sect-1	Speed	Sect-2	Speed	Sect-3	Speed	TopSpeed	laptime	pit	lap	Sect-1	Speed	Sect-2	Speed	Sect-3	Speed	Topspeed	laptime	pit
1	27.950	115.3	37.794	100.2	26.554	101.5		1:32.298		8	27.559	115.5	37.367	101.4	25.851	98.1		1:30.777	
2	27.706	115.1	36.532	101.1	25.792	99.1		1:30.030		9	27.779	116.9	37.643	98.1	26.644	98.0		1:32.066	
3	27.340	115.7	37.667	102.1	26.635	96.4		1:31.642		10	28.235	114.9	36.398	102.1	25.704	97.3		1:30.337	
4	27.627	113.9	37.156	103.4	25.803	102.3		1:30.586		11	27.833	115.1	37.411	100.9	25.901	98.0		1:31.145	
5	27.740	114.9	36.797	105.8	25.582	101.4		1:30.119		12	27.619	116.9	36.653	101.5	26.584	96.7		1:30.856	
6	27.898	114.7	37.189	102.6	26.759	102.9		1:31.846		13	28.911	114.1	37.327	101.1	25.791	95.6		1:32.029	
7	28.193	114.1	38.482	98.8	25.858	101.8		1:32.533		14									

62 Geoffrey O'nion (3B) — Tecno F3

lap	Sect-1	Speed	Sect-2	Speed	Sect-3	Speed	TopSpeed	laptime	pit	lap	Sect-1	Speed	Sect-2	Speed	Sect-3	Speed	Topspeed	laptime	pit
1	32.072	96.0	43.664	88.3	28.528	87.2		1:44.264		7	31.517	97.5	41.276	90.7	28.294	88.1		1:41.087	
2	32.318	97.7	42.674	89.5	28.628	87.2		1:43.620		8	31.816	97.3	42.106	89.4	27.963	87.4		1:41.885	
3	31.741	96.8	42.544	90.7	33.416	86.8		1:47.701		9	31.463	97.7	41.668	89.8	27.860	87.6		1:40.991	
4	31.622	97.4	42.474	90.9	27.738	88.3		1:41.834		10	31.435	96.7	42.630	89.4	27.683	88.0		1:41.748	
5	31.240	98.4	41.937	89.4	28.068	88.2		1:41.245		11	30.812	98.1	42.546	90.2	28.733	87.3		1:42.091	
6	31.542	97.5	41.813	88.9	29.428	87.4		1:42.783		12									

71 Chris Holland (3B) — Brabham BT21

lap	Sect-1	Speed	Sect-2	Speed	Sect-3	Speed	TopSpeed	laptime	pit	lap	Sect-1	Speed	Sect-2	Speed	Sect-3	Speed	Topspeed	laptime	pit
1	31.322	96.6	41.001	94.4	26.966	89.7		1:39.289		7	30.626	98.5	41.364	94.7	27.307	88.4		1:39.297	
2	30.815	99.1	40.698	91.8	27.205	88.9		1:38.718		8	31.075	97.8	40.882	95.3	27.675	87.8		1:39.632	
3	30.831	99.9	40.836	95.2	27.163	89.4		1:38.830		9	30.672	99.7	40.981	92.3	29.095	80.6		1:40.748	
4	30.924	98.5	41.402	93.1	27.599	89.0		1:39.925		10	31.399	98.5	42.287	91.8	27.825	87.4		1:41.511	
5	31.195	102.1	40.418	91.4	27.645	88.1		1:39.258		11	31.614	95.9	43.452	91.9	27.624	88.3		1:42.690	
6	30.990	96.4	41.033	93.6	27.071	88.9		1:39.094		12	30.857	97.5	42.747	91.2	27.698	89.4		1:41.302	

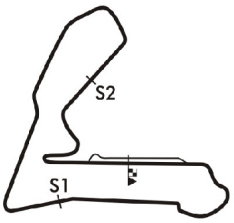

Session Start: 12:06:57 - Finish: 12:27:17
Weather/Track Conditions: Sun/Dry
Circuit: Croft
Track Length: 3.380 Km - 2.1002 miles

"Croft Nostalgia Weekend" Historic Race Meeting - 6 - 7 Aug 2016

HSCC Historic Formula 3 Supported by the Cubicle Centre & HSCC Classic Racing Cars

Race 12 - Sector Analysis

81 Julian Stokes (CRC) — Tecno F2

lap	Sect-1	Speed	Sect-2	Speed	Sect-3	Speed	TopSpeed	laptime	pit
1	28.373	115.1	38.395	99.6	25.183	104.7		1:31.951	
2	28.125	114.7	37.560	101.5	25.217	103.6		1:30.902	
3	27.837	116.1	37.717	102.6	25.208	103.4		1:30.762	
4	28.033	113.6	37.424	100.6	25.349	103.1		1:30.806	
5	27.912	115.5	37.248	103.7	25.507	102.3		1:30.667	
6	27.975	117.3	37.237	97.5	27.052	104.2		1:32.264	
7	28.212	117.9	38.674	100.9	25.421	106.5		1:32.307	
8	27.890	116.7	37.409	100.8	25.208	105.4		1:30.507	
9	27.654	116.9	38.305	99.3	25.106	103.2		1:31.065	
10	27.927	116.3	37.303	102.1	25.033	104.7		1:30.263	
11	28.473	113.6	37.537	102.6	25.848	104.9		1:31.858	
12	28.085	115.5	37.335	101.7	26.744	103.4		1:32.164	
13	28.536	114.3	39.089	102.8	26.328	94.0		1:33.953	
14									

82 Marcus Mussa (3B) — Tecno F3

lap	Sect-1	Speed	Sect-2	Speed	Sect-3	Speed	TopSpeed	laptime	pit
1	29.364	103.1	39.368	93.3	26.531	89.8		1:35.263	
2	29.532	102.0	38.968	94.8	26.625	89.6		1:35.125	
3	29.740	101.2	39.113	93.1	26.731	88.7		1:35.584	
4	30.493	102.3	39.409	93.6	26.726	89.0		1:36.628	
5	29.742	101.4	39.196	92.9	27.380	89.4		1:36.318	
6	29.784	102.0	40.172	94.7	26.860	89.0		1:36.816	
7	29.822	101.2	39.255	94.4	27.052	88.9		1:36.129	
8	30.297	99.6	39.910	93.9	27.354	88.8		1:37.561	
9	29.872	101.5	39.856	92.6	27.363	88.2		1:37.091	
10	30.527	99.7	39.847	92.7	27.648	88.1		1:38.022	
11	30.427	100.6	39.509	93.7	27.520	88.3		1:37.456	
12	30.207	100.9	40.613	91.1	28.296	86.5		1:39.116	

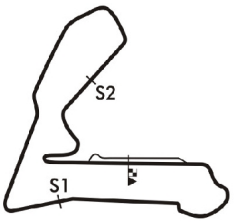

Session Start: 12:06:57 - Finish: 12:27:17
Weather/Track Conditions: Sun/Dry
Circuit: Croft
Track Length: 3.380 Km - 2.1002 miles

"Croft Nostalgia Weekend" Historic Race Meeting - 6 - 7 Aug 2016

HSCC Historic Formula 3 Supported by the Cubicle Centre & HSCC Classic Racing Cars

Race 12 - Best Sector Times

			Sector 1			Sector 2			Sector 3					
POS	NO	DRIVER/S	TIME	LAP	POS	TIME	LAP	POS	TIME	LAP	POS	IDEAL LAP	BEST LAP	On
1	31	Robert Wainwright	26.373	1	1	34.883	5	1	24.119	8	1	1:25.375	**1:25.684**	**5**
2	57	David Wild	27.340	3	2	36.398	10	2	25.582	5	6	1:29.320	**1:30.030**	**2**
3	81	Julian Stokes	27.654	9	4	37.237	6	4	25.033	10	3	1:29.924	**1:30.263**	**10**
4	12	Andy Jarvis	27.393	4	3	36.805	5	3	25.431	2	4	1:29.629	**1:30.040**	**5**
5	18	Brian Cullen	28.409	5	5	37.457	6	5	24.800	3	2	1:30.666	**1:31.313**	**6**
6	15	Mark Goodyear	28.869	11	6	38.763	9	8	25.433	2	5	1:33.065	**1:33.831**	**3**
7	22	Simon Armer	29.158	4	8	38.437	3	7	26.435	5	9	1:34.030	**1:34.344**	**2**
8	49	Thomas Smith	28.980	8	7	38.363	7	6	26.372	6	8	1:33.715	**1:34.006**	**7**
9	82	Marcus Mussa	29.364	1	9	38.968	2	9	26.531	1	11	1:34.863	**1:35.125**	**2**
10	1	Leif Bosson	29.750	1	10	40.033	5	12	26.163	4	7	1:35.946	**1:36.511**	**1**
11	5	Jim Blockley	29.794	6	11	39.645	7	10	26.755	5	13	1:36.194	**1:36.982**	**5**
12	2	Barry Sewell	30.331	8	13	40.056	8	13	26.804	6	14	1:37.191	**1:37.552**	**8**
13	71	Chris Holland	30.626	7	15	40.418	5	15	26.966	1	15	1:38.010	**1:38.718**	**2**
14	14	Phil Nelson	30.549	8	14	40.411	7	14	26.655	7	12	1:37.615	**1:38.274**	**7**
15	53	Mark Goldsmith	29.955	7	12	39.955	5	11	26.437	4	10	1:36.347	**1:36.990**	**4**
16	41	Peter Hamilton	30.727	3	16	41.114	4	16	27.383	4	17	1:39.224	**1:39.469**	**3**
17	62	Geoffrey O'nion	30.812	11	17	41.276	7	17	27.683	10	18	1:39.771	**1:40.991**	**9**
18	51	Rob Thorpe	31.242	7	18	41.290	9	18	27.227	7	16	1:39.759	**1:40.140**	**9**
19	24	Andrew Thorpe	32.573	10	19	42.171	10	19	28.019	10	19	1:42.763	**1:42.763**	**10**
20	27	Peter Williams	37.086	7	20	50.840	7	21	30.605	8	20	1:58.531	**1:58.875**	**7**
21	26	Steve Seaman				45.596	1	20						

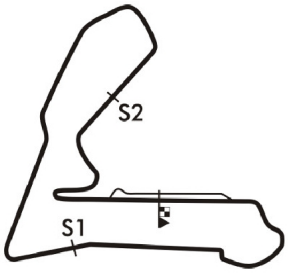

Session Start: 12:06:57 - Finish: 12:27:17
Weather/Track Conditions: Sun/Dry
Circuit: Croft
Track Length: 3.380 Km - 2.1002 miles

Full results available at www.mstworld.com. Email: timing@mstworld.com

Printed : 07-08-2016 - 12:31

"Croft Nostalgia Weekend" Historic Race Meeting - 6 - 7 Aug 2016

HSCC Historic Formula 3 Supported by the Cubicle Centre & HSCC Classic Racing

Race 12 - Best Sector Speeds

	NO	SECTOR 1	MPH	NO	SECTOR 2	MPH	NO	SECTOR 3	MPH
1	81	Julian Stokes	117.9	57	David Wild	105.8	81	Julian Stokes	106.5
2	57	David Wild	116.9	31	Robert Wainwright	104.5	31	Robert Wainwright	103.1
3	31	Robert Wainwright	115.5	81	Julian Stokes	103.7	57	David Wild	102.9
4	12	Andy Jarvis	115.1	12	Andy Jarvis	103.1	18	Brian Cullen	102.1
5	18	Brian Cullen	113.9	18	Brian Cullen	102.8	12	Andy Jarvis	101.8
6	15	Mark Goodyear	113.2	15	Mark Goodyear	101.4	15	Mark Goodyear	100.2
7	53	Mark Goldsmith	107.4	53	Mark Goldsmith	96.6	53	Mark Goldsmith	93.1
8	1	Leif Bosson	104.0	22	Simon Armer	95.3	1	Leif Bosson	92.2
9	2	Barry Sewell	103.7	49	Thomas Smith	95.3	5	Jim Blockley	91.4
10	5	Jim Blockley	103.4	71	Chris Holland	95.3	2	Barry Sewell	91.2
11	82	Marcus Mussa	103.1	5	Jim Blockley	94.9	22	Simon Armer	91.2
12	49	Thomas Smith	102.8	82	Marcus Mussa	94.8	82	Marcus Mussa	90.2
13	71	Chris Holland	102.1	2	Barry Sewell	94.5	49	Thomas Smith	90.0
14	22	Simon Armer	101.5	51	Rob Thorpe	93.5	51	Rob Thorpe	90.0
15	51	Rob Thorpe	101.4	1	Leif Bosson	93.2	71	Chris Holland	89.7
16	14	Phil Nelson	99.0	24	Andrew Thorpe	91.4	62	Geoffrey O'nion	88.3
17	41	Peter Hamilton	99.0	62	Geoffrey O'nion	90.9	14	Phil Nelson	87.8
18	62	Geoffrey O'nion	98.4	14	Phil Nelson	90.8	24	Andrew Thorpe	87.7
19	24	Andrew Thorpe	94.8	41	Peter Hamilton	89.5	41	Peter Hamilton	87.7
20	26	Steve Seaman	94.8	26	Steve Seaman	84.9	27	Peter Williams	79.9
21	27	Peter Williams	88.3	27	Peter Williams	77.8	26	Steve Seaman	63.1
22	10	Paul Waine	51.6	10	Paul Waine	52.5	10	Paul Waine	48.4

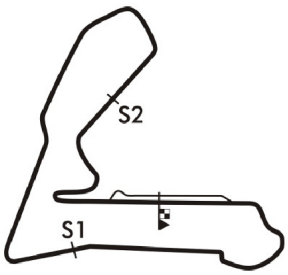

Session Start: 12:06:57 - Finish: 12:27:17
Weather/Track Conditions: Sun/Dry
Circuit: Croft
Track Length: 3.380 Km - 2.1002 miles

"Croft Nostalgia Weekend" Historic Race Meeting - 6 - 7 Aug 2016

HSCC Historic Formula 3 Supported by the Cubicle Centre & HSCC Classic Racing Cars

Race 12 - Lap Chart

Lap 1			Lap 2			Lap 3			Lap 4			Lap 5			Lap 6		
NO	Behind	Laptime	NO	Behind	Laptime	NO	Behind	Laptime	NO	Behind	Laptime	NO	Behind	Laptime	NO	Behind	Laptime
31		1:25.949	31		1:26.291	31		1:26.005	31		1:26.082	31		1:25.684	31		1:29.116
81	12.002	1:31.951	81	16.613	1:30.902	81	21.370	1:30.762	24	1 LAP	1:44.565	51	1 LAP	1:41.851	14	1 LAP	1:39.943
12	13.547	1:32.601	57	17.462	1:30.030	12	22.592	1:30.501	53	1 LAP	1:37.756	53	1 LAP	1:36.990	41	1 LAP	1:42.399
57	13.723	1:32.298	12	18.096	1:30.840	57	23.099	1:31.642	81	26.094	1:30.806	62	1 LAP	1:41.834	53	1 LAP	1:37.314
18	18.210	1:33.476	18	24.455	1:32.536	18	31.313	1:32.863	12	27.103	1:30.593	24	1 LAP	1:45.232	27	2 LAPS	2:01.054
15	21.791	1:34.330	15	29.534	1:34.034	15	37.360	1:33.831	57	27.603	1:30.586	81	31.077	1:30.667	51	1 LAP	1:42.889
22	23.400	1:34.600	22	31.453	1:34.344	27	1 LAP	2:07.010	18	38.071	1:32.840	12	31.459	1:30.040	62	1 LAP	1:41.245
82	24.681	1:35.263	82	33.515	1:35.125	22	40.027	1:34.579	15	45.530	1:34.252	57	32.038	1:30.119	12	34.059	1:31.716
1	26.325	1:36.511	1	36.820	1:36.786	82	43.094	1:35.584	22	48.407	1:34.462	18	43.752	1:31.365	81	34.225	1:32.264
49	27.850	1:36.939	49	37.457	1:35.898	49	45.986	1:34.534	82	53.640	1:36.628	15	54.260	1:34.414	57	34.768	1:31.846
14	32.729	1:39.505	71	45.940	1:38.718	1	48.239	1:37.424	49	54.631	1:34.727	22	57.560	1:34.837	24	1 LAP	1:44.501
71	33.513	1:39.289	14	46.666	1:40.228	71	58.765	1:38.830	1	59.463	1:37.306	82	1:04.274	1:36.318	18	45.949	1:31.313
2	35.683	1:40.071	2	49.055	1:39.663	14	1:00.194	1:39.533	71	1:12.608	1:39.925	49	1:04.538	1:35.591	15	59.582	1:34.438
41	36.819	1:39.847	5	49.487	1:38.104	5	1:00.502	1:37.020	5	1:12.871	1:38.451	1	1:10.621	1:36.842	22	1:03.154	1:34.710
5	37.674	1:37.989	41	51.382	1:40.854	2	1:02.350	1:39.300	14	1:14.999	1:40.887	5	1:24.169	1:36.982	49	1:10.476	1:35.054
62	46.666	1:44.264	**26**	1 LAP	1:50.806	41	1:04.846	1:39.469	2	1:15.303	1:39.035	71	1:26.182	1:39.258	82	1:11.974	1:36.816
51	46.951	1:44.125	62	1:03.995	1:43.620	51	1:21.172	1:43.144	27	1 LAP	2:04.367	2	1:28.058	1:38.439	1	1:19.571	1:38.066
24	50.478	1:44.874	51	1:04.033	1:43.373	62	1:25.691	1:47.701	41	1:18.286	1:39.522						
53	1:03.274	1:40.139	24	1:07.825	1:43.638												
27	1:24.792	2:04.999	53	1:15.643	1:38.660												

Session Start: 12:06:57 - Finish: 12:27:17
Weather/Track Conditions: Sun/Dry
Circuit: Croft
Track Length: 3.380 Km - 2.1002 miles

"Croft Nostalgia Weekend" Historic Race Meeting - 6 - 7 Aug 2016

HSCC Historic Formula 3 Supported by the Cubicle Centre & HSCC Classic Racing Cars

Race 12 - Lap Chart

Lap 7			Lap 8			Lap 9			Lap 10			Lap 11			Lap 12		
NO	Behind	Laptime	NO	Behind	Laptime	NO	Behind	Laptime	NO	Behind	Laptime	NO	Behind	Laptime	NO	Behind	Laptime
31		1:27.948	31		1:27.078	31		1:26.208	31		1:27.792	31		1:26.109	31		1:26.397
5	1 LAP	1:37.310	1	1 LAP	1:38.964	49	1 LAP	1:37.211	22	1 LAP	1:36.907	15	1 LAP	1:35.502	15	1 LAP	1:35.294
71	1 LAP	1:39.094	5	1 LAP	1:37.597	82	1 LAP	1:37.561	24	2 LAPS	1:45.575	22	1 LAP	1:35.345	51	2 LAPS	1:44.750
2	1 LAP	1:39.210	71	1 LAP	1:39.297	27	3 LAPS	2:01.512	49	1 LAP	1:34.751	49	1 LAP	1:35.594	62	2 LAPS	1:41.748
14	1 LAP	1:38.911	2	1 LAP	1:38.364	1	1 LAP	1:38.547	82	1 LAP	1:37.091	82	1 LAP	1:38.022	22	1 LAP	1:35.411
41	1 LAP	1:40.585	14	1 LAP	1:38.274	5	1 LAP	1:38.738	1	1 LAP	1:39.618	24	2 LAPS	1:46.052	49	1 LAP	1:34.741
53	1 LAP	1:38.895	41	1 LAP	1:41.438	2	1 LAP	1:37.552	27	3 LAPS	1:58.875	1	1 LAP	1:38.486	82	1 LAP	1:37.456
12	38.256	1:32.145	81	42.013	1:30.507	71	1 LAP	1:39.632	5	1 LAP	1:39.792	5	1 LAP	1:40.485	24	2 LAPS	1:42.763
81	38.584	1:32.307	12	42.168	1:30.990	14	1 LAP	1:38.453	2	1 LAP	1:38.555	81	55.090	1:31.858	1	1 LAP	1:38.817
51	1 LAP	1:41.562	57	43.052	1:30.777	81	46.870	1:31.065	14	1 LAP	1:39.144	57	56.491	1:31.145	81	1:00.857	1:32.164
57	39.353	1:32.533	53	1 LAP	1:38.679	57	48.910	1:32.066	71	1 LAP	1:40.748	2	1 LAP	1:39.231	57	1:00.950	1:30.856
62	1 LAP	1:42.783	51	1 LAP	1:40.168	12	49.845	1:33.885	81	49.341	1:30.263	12	1:01.819	1:33.381	5	1 LAP	1:39.176
18	52.286	1:34.285	62	1 LAP	1:41.087	41	1 LAP	1:44.969	57	51.455	1:30.337	71	1 LAP	1:41.511	2	1 LAP	1:38.911
24	1 LAP	1:49.334	18	57.281	1:32.073	53	1 LAP	1:38.684	12	54.547	1:32.494	14	1 LAP	1:43.275	12	1:10.039	1:34.617
27	2 LAPS	2:02.403	15	1:13.130	1:34.284	18	1:05.148	1:34.075	41	1 LAP	1:40.624	27	3 LAPS	2:04.440	71	1 LAP	1:42.690
15	1:05.924	1:34.290	24	1 LAP	1:45.500	51	1 LAP	1:42.604	53	1 LAP	1:38.012	53	1 LAP	1:38.174	14	1 LAP	1:42.304
22	1:09.969	1:34.763	22	1:19.008	1:36.117	62	1 LAP	1:41.885	18	1:09.966	1:32.610	18	1:18.377	1:34.520	18	1:25.673	1:33.693
49	1:16.534	1:34.006				15	1:21.096	1:34.174	51	1 LAP	1:40.140	41	1 LAP	1:43.567			
82	1:20.155	1:36.129							62	1 LAP	1:40.991						

Session Start: 12:06:57 - Finish: 12:27:17
Weather/Track Conditions: Sun/Dry
Circuit: Croft
Track Length: 3.380 Km - 2.1002 miles

"Croft Nostalgia Weekend" Historic Race Meeting - 6 - 7 Aug 2016

HSCC Historic Formula 3 Supported by the Cubicle Centre & HSCC Classic Racing Cars

Race 12 - Lap Chart

Lap 13		
NO	Behind	Laptime
31		1:28.554
53	2 LAPS	1:39.529
41	2 LAPS	1:41.921
15	1 LAP	1:36.430
27	4 LAPS	2:03.366
22	1 LAP	1:36.627
62	2 LAPS	1:42.091
49	1 LAP	1:36.458
51	2 LAPS	1:56.733
82	1 LAP	1:39.116
24	2 LAPS	1:44.013
57	1:04.425	1:32.029
1	1 LAP	1:40.674
81	1:06.256	1:33.953
12	1:17.406	1:35.921
5	1 LAP	1:42.027
2	1 LAP	1:39.770
71	1 LAP	1:41.302
14	1 LAP	1:41.339
18	1:32.143	1:35.024

Session Start: 12:06:57 - Finish: 12:27:17
Weather/Track Conditions: Sun/Dry
Circuit: Croft
Track Length: 3.380 Km - 2.1002 miles

"Croft Nostalgia Weekend" Historic Race Meeting - 6 - 7 Aug 2016

Historic Formula Ford 2000 sponsored by Lackford Engineering

Race 17 - Starting Grid

Sheet No:

Start Time : 15:40 - Heat Duration : 20 Minutes

ROW					
10	19	19	James Stewart		
9	17	75	Colin Wright	18	15	Mick Whitehead
8	15	46	John Bowles	16	34	Dale Spruce
7	13	20	David Margetts	14	78	Jeremy Caine
6	11	99	Geoffrey O'nion	12	71	John Crowson
5	9	28	Fraser Collins	10	12	Matthew Dunne
4	7	77	David Walton	8	6	Jeremy Main
3	5	59	Tom White	6	18	Stephen Glasswell
2	3	72	Andrew Storer	4	51	Graham Ridgway
1	1	27	Andrew Park	2	3	Andrew Smith

Pole Right

Circuit: Croft

Track Length: 3.380 Km - 2.1002 miles

These results are provisional until the conclusion of any judicial and technical matters.

Clerk of the Course:	Timekeeper:	Issued at:
Julian Floyd	Nick Palmer	

MST

Printed : 07-08-2016 - 13:03

Full results available at www.mstworld.com. Email: timing@mstworld.com

"Croft Nostalgia Weekend" Historic Race Meeting - 6 - 7 Aug 2016

HSCC Historic Formula Ford Championship in association with Avon Tyres

Race 13 - Classification

Sheet No:

POS	NO	DRIVER/S	CLASS	CLASS POS	CAR MAKE / MODEL	TIME	LAPS	GAP	DIFF	MPH	BEST	ON
1	73	Edward Thurston		1	Elden Mk8	20:40.289	13	-- 13 laps		79.24	1:34.067	2
2	21	Ross Drybrough		2	Merlyn Mk20 AS	20:48.455	13	8.166	8.166	78.73	1:34.700	3
3	66	Andrew Wiggins		3	Titan Mk6	21:02.399	13	22.110	13.944	77.86	1:35.678	9
4	56	Roland Svensson		4	Merlyn Mk17	21:05.643	13	25.354	3.244	77.66	1:35.530	9
5	42	Cormac Flanagan		5	Alexis Mk14	21:07.956	13	27.667	2.313	77.52	1:35.263	9
6	20	Kevin Stanzl		6	Merlyn Mk20	21:08.591	13	28.302	0.635	77.48	1:35.578	13
7	38	Pertti Kiiveri		7	Kvantti Mk1	21:10.175	13	29.886	1.584	77.38	1:35.062	4
8	54	Alex Meek		8	Merlyn Mk20A	21:14.134	13	33.845	3.959	77.14	1:36.646	5
9	95	John Hayes-Harlow		9	Merlyn Mk11A	21:18.354	13	38.065	4.220	76.89	1:36.236	4
10	11	Roy Siergiejew		10	Macon Mk8	21:19.688	13	39.399	1.334	76.81	1:36.717	8
11	81	James Lovett		11	Lola T200	21:20.005	13	39.716	0.317	76.79	1:36.232	5
12	94	Geoffrey Underwood	N	1	Merlyn Mk20	21:20.492	13	40.203	0.487	76.76	1:36.478	11
13	27	Dick Dixon		12	Lotus 61	21:38.821	13	58.532	18.329	75.68	1:37.459	11
14	41	Peter Hamilton		13	Alexis Mk15	21:39.231	13	58.942	0.410	75.65	1:38.368	5
15	28	Michael Wales		14	Merlyn Mk20A	21:41.460	13	1:01.171	2.229	75.52	1:37.373	12
16	26	John Slack		15	Lola T200	21:41.790	13	1:01.501	0.330	75.50	1:37.987	12
17	55	Roger Arnold		16	Merlyn Mk20	21:50.137	13	1:09.848	8.347	75.02	1:39.113	4
18	45	Terry Durdin		17	Elden Mk10	21:52.918	13	1:12.629	2.781	74.86	1:38.219	5
19	23	Martin Haines		18	Merlyn Mk20	22:11.870	13	1:31.581	18.952	73.79	1:39.890	7
20	47	Louis Hanjoul		19	Elden Mk8/10	22:21.699	13	1:41.410	9.829	73.25	1:37.163	12
21	82	Lee Penson		20	Lotus 51A	20:42.370	12	-- 12 laps	16.922	73.03	1:40.794	6
22	51	Rob Thorpe		21	Lotus 51	21:47.782	12	1:05.412	1:05.412	69.38	1:43.845	2
23	74	Keith Hazel		22	Lotus 51B	22:06.005	12	1:23.635	18.223	68.42	1:46.825	12
24	156	Rachel Arnold		23	Merlyn Mk20	20:41.269	11	-- 11 laps	22.089	67.00	1:40.804	10
25	59	Leslie Beards		24	Nike Mk6	20:51.528	11	10.259	10.259	66.45	1:49.756	2
		---------- NOT CLASSIFIED ----------										
DNF	39	Michael Richings			Alexis Mk15	8:47.416	5	-- 5 laps --		71.68	1:42.482	2
DNF	36	Rob Smith			Merlyn Mk20	1:43.356	1	-- 1 laps --		73.15	1:43.356	1

---------- FASTEST LAP SUMMARY ----------

NO	DRIVER/S	CLASS	CAR MAKE / MODEL	FASTEST LAP	ON	MPH
73	Edward Thurston		Elden Mk8	1:34.067	2	80.38
94	Geoffrey Underwood	N	Merlyn Mk20	1:36.478	11	78.37

Session Start: 13:21:54 - Finish: 13:42:34
Weather/Track Conditions: Cloud/Dry
Circuit: Croft
Track Length: 3.380 Km - 2.1002 miles

These results are provisional until the conclusion of any judicial and technical matters.

Clerk of the Course:	Timekeeper:	Issued at:
Julian Floyd	Nick Palmer	

MST

Printed : 07-08-2016 - 13:44

Full results available at www.mstworld.com. Email: timing@mstworld.com

"Croft Nostalgia Weekend" Historic Race Meeting - 6 - 7 Aug 2016

HSCC Historic Formula Ford Championship in association with Avon Tyres

Race 13 - Sector Analysis

11 Roy Siergiejew ( ) — Macon Mk8

lap	Sect-1	Speed	Sect-2	Speed	Sect-3	Speed	TopSpeed	laptime	pit	lap	Sect-1	Speed	Sect-2	Speed	Sect-3	Speed	Topspeed	laptime	pit
1		99.3	41.548	91.4	26.888	90.1		1:47.308		8	30.219	100.8	40.064	91.9	26.434	90.6		1:36.717	
2	32.003	100.6	41.927	90.6	26.888	89.2		1:40.818		9	30.303	100.9	40.335	91.3	26.528	90.3		1:37.166	
3	30.240	101.8	41.141	89.8	27.178	90.0		1:38.559		10	30.534	101.1	40.097	91.3	26.805	89.6		1:37.436	
4	30.227	100.5	40.485	90.3	26.627	90.7		1:37.339		11	30.611	101.1	40.066	92.1	26.377	90.2		1:37.054	
5	30.261	99.4	40.179	91.1	26.682	89.8		1:37.122		12	30.231	100.8	40.343	92.6	26.637	89.1		1:37.211	
6	30.405	101.1	40.619	90.8	26.985	90.2		1:38.009		13	30.035	101.4	40.095	91.1	27.554	80.9		1:37.684	
7	30.323	100.9	40.646	90.6	26.296	90.3		1:37.265		14									

20 Kevin Stanzl ( ) — Merlyn Mk20

lap	Sect-1	Speed	Sect-2	Speed	Sect-3	Speed	TopSpeed	laptime	pit	lap	Sect-1	Speed	Sect-2	Speed	Sect-3	Speed	Topspeed	laptime	pit
1		102.3	41.366	94.3	26.859	91.3		1:47.606		8	29.907	103.2	39.238	93.2	26.535	91.3		1:35.680	
2	30.635	100.0	40.636	91.7	26.822	89.5		1:38.093		9	29.660	104.7	40.897	92.9	26.238	90.8		1:36.795	
3	29.981	100.8	40.120	92.2	26.381	90.2		1:36.482		10	29.757	102.6	39.722	93.2	27.576	88.4		1:37.055	
4	30.198	100.2	40.187	92.1	26.274	90.8		1:36.659		11	29.875	104.7	40.919	93.5	27.042	90.9		1:37.836	
5	29.617	102.9	40.298	92.3	26.303	90.3		1:36.218		12	29.623	106.0	40.642	93.6	26.743	90.1		1:37.008	
6	29.903	102.3	40.158	94.7	26.970	91.3		1:37.031		13	29.571	102.6	39.334	93.7	26.673	90.2		1:35.578	
7	29.919	104.2	39.670	91.7	26.961	91.9		1:36.550		14									

21 Ross Drybrough ( ) — Merlyn Mk20 AS

lap	Sect-1	Speed	Sect-2	Speed	Sect-3	Speed	TopSpeed	laptime	pit	lap	Sect-1	Speed	Sect-2	Speed	Sect-3	Speed	Topspeed	laptime	pit
1		105.0	40.222	94.0	27.627	90.6		1:44.173		8	29.317	102.9	39.768	95.6	26.548	91.2		1:35.633	
2	29.360	107.2	39.957	80.8	26.881	91.6		1:36.198		9	29.117	103.4	38.976	95.3	27.107	90.6		1:35.200	
3	28.975	103.1	39.252	94.3	26.473	90.7		1:34.700		10	30.521	103.6	39.287	95.3	26.794	90.3		1:36.602	
4	29.097	102.3	39.282	92.3	26.608	91.3		1:34.987		11	29.047	104.9	38.839	95.1	26.819	91.1		1:34.705	
5	28.998	102.8	39.115	94.1	26.995	90.4		1:35.108		12	28.957	104.5	38.999	93.2	26.747	90.9		1:34.703	
6	29.190	102.9	39.068	94.9	26.766	90.2		1:35.024		13	29.051	103.2	39.544	89.7	27.258	90.4		1:35.853	
7	29.323	103.1	39.460	93.3	26.786	91.4		1:35.569		14									

23 Martin Haines ( ) — Merlyn Mk20

lap	Sect-1	Speed	Sect-2	Speed	Sect-3	Speed	TopSpeed	laptime	pit	lap	Sect-1	Speed	Sect-2	Speed	Sect-3	Speed	Topspeed	laptime	pit
1		98.1	43.923	89.5	28.218	87.2		1:55.959		8	31.302	99.1	42.146	90.4	27.812	87.2		1:41.260	
2	31.705	97.1	42.555	89.0	27.747	87.7		1:42.007		9	32.834	97.4	41.652	89.7	28.575	87.3		1:43.061	
3	31.322	99.1	41.559	88.8	27.446	88.1		1:40.327		10	31.418	98.4	41.794	90.4	28.446	87.2		1:41.658	
4	31.481	98.0	42.034	88.9	27.694	87.0		1:41.209		11	31.325	98.4	41.832	90.7	28.801	86.3		1:41.958	
5	31.478	97.5	41.571	90.4	27.644	87.4		1:40.693		12	31.132	98.3	41.771	90.7	27.651	87.4		1:40.554	
6	31.738	97.8	41.381	90.2	27.640	87.5		1:40.759		13	31.990	97.7	42.544	88.5	28.001	84.4		1:42.535	
7	30.913	98.5	41.408	90.3	27.569	87.2		1:39.890		14									

26 John Slack ( ) — Lola T200

lap	Sect-1	Speed	Sect-2	Speed	Sect-3	Speed	TopSpeed	laptime	pit	lap	Sect-1	Speed	Sect-2	Speed	Sect-3	Speed	Topspeed	laptime	pit
1		97.1	43.923	90.2	27.506	88.9		1:52.101		8	30.451	97.0	40.485	92.7	27.491	88.0		1:38.427	
2	30.334	101.2	41.739	91.6	27.875	89.8		1:39.948		9	30.707	101.2	42.751	92.7	27.281	89.5		1:40.739	
3	30.187	99.7	43.011	88.0	27.566	87.7		1:40.764		10	30.337	99.4	40.506	92.6	27.425	89.0		1:38.268	
4	31.084	97.8	41.562	91.1	26.824	90.9		1:39.470		11	30.716	99.9	41.534	91.3	26.932	89.2		1:39.182	
5	30.633	99.6	40.909	92.7	27.444	90.1		1:38.986		12	30.194	99.3	40.184	92.2	27.609	88.8		1:37.987	
6	30.342	101.4	40.592	92.6	27.181	89.7		1:38.115		13	30.625	100.0	41.505	91.3	27.088	80.8		1:39.218	
7	30.878	98.4	40.629	92.2	27.078	88.8		1:38.585		14									

27 Dick Dixon ( ) — Lotus 61

lap	Sect-1	Speed	Sect-2	Speed	Sect-3	Speed	TopSpeed	laptime	pit	lap	Sect-1	Speed	Sect-2	Speed	Sect-3	Speed	Topspeed	laptime	pit
1		99.9	42.204	92.9	26.944	88.7		1:48.474		8	30.277	99.1	41.061	92.1	27.234	88.2		1:38.572	
2	32.146	95.6	42.281	91.6	26.896	90.4		1:41.323		9	30.790	99.4	42.914	90.9	26.801	88.3		1:40.505	
3	32.653	97.1	43.018	89.5	27.433	88.9		1:43.104		10	30.464	98.5	40.833	92.3	26.919	87.7		1:38.216	
4	30.985	100.6	40.969	91.8	27.035	89.5		1:38.989		11	30.119	100.5	40.690	92.6	26.650	88.4		1:37.459	
5	30.224	102.0	41.295	92.8	27.347	88.4		1:38.866		12	30.147	99.7	40.699	92.2	27.011	88.5		1:37.857	
6	30.449	99.7	40.742	91.6	26.821	88.9		1:38.012		13	30.534	99.6	41.132	91.8	27.328	88.7		1:38.994	
7	30.631	99.0	41.075	91.4	26.744	88.9		1:38.450		14									

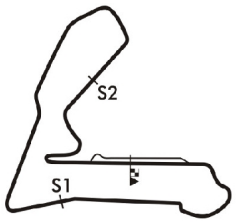

Session Start: 13:21:54 - Finish: 13:42:34
Weather/Track Conditions: Cloud/Dry
Circuit: Croft
Track Length: 3.380 Km - 2.1002 miles

"Croft Nostalgia Weekend" Historic Race Meeting - 6 - 7 Aug 2016

HSCC Historic Formula Ford Championship in association with Avon Tyres

Race 13 - Sector Analysis

28 Michael Wales ( ) — Merlyn Mk20A

lap	Sect-1	Speed	Sect-2	Speed	Sect-3	Speed	TopSpeed	laptime	pit	lap	Sect-1	Speed	Sect-2	Speed	Sect-3	Speed	Topspeed	laptime	pit
1		96.4	42.773	90.0	27.730	89.7		1:53.075		8	30.566	98.5	40.185	91.6	27.399	87.4		1:38.150	
2	30.574	100.0	40.991	91.7	28.087	87.8		1:39.652		9	30.506	99.7	41.469	92.6	27.019	88.3		1:38.994	
3	30.254	101.7	42.713	87.5	27.823	88.7		1:40.790		10	30.457	101.7	40.266	91.4	27.368	87.8		1:38.091	
4	31.205	99.1	41.186	90.3	29.987	88.3		1:42.378		11	30.609	103.4	41.886	90.9	27.356	88.0		1:39.851	
5	30.441	99.6	40.083	92.6	26.890	87.7		1:37.414		12	30.212	102.1	40.398	91.3	26.763	88.8		1:37.373	
6	30.333	102.3	40.704	92.3	27.103	87.2		1:38.140		13	30.175	103.4	41.194	89.5	27.063	88.0		1:38.432	
7	31.033	102.9	40.694	91.6	27.393	88.0		1:39.120		14									

36 Rob Smith ( ) — Merlyn Mk20

lap	Sect-1	Speed	Sect-2	Speed	Sect-3	Speed	TopSpeed	laptime	pit	lap	Sect-1	Speed	Sect-2	Speed	Sect-3	Speed	Topspeed	laptime	pit
1		103.6	40.364	93.9	27.594	83.1		1:43.356		2									

38 Pertti Kiiveri ( ) — Kvantti Mk1

lap	Sect-1	Speed	Sect-2	Speed	Sect-3	Speed	TopSpeed	laptime	pit	lap	Sect-1	Speed	Sect-2	Speed	Sect-3	Speed	Topspeed	laptime	pit
1		102.9	42.282	90.8	26.515	90.7		1:49.348		8	29.870	100.9	38.450	94.8	26.987	91.8		1:35.307	
2	31.074	98.8	40.102	92.8	26.714	89.8		1:37.890		9	29.908	103.7	46.270	89.2	26.844	90.0		1:43.022	
3	29.195	103.6	40.375	92.1	26.377	90.1		1:35.947		10	29.220	102.8	38.692	93.9	27.239	90.7		1:35.151	
4	29.333	104.4	38.939	95.3	26.790	90.3		1:35.062		11	29.209	103.2	39.872	95.2	26.317	90.0		1:35.398	
5	29.534	104.0	41.220	93.5	26.736	90.7		1:37.490		12	28.872	105.0	40.172	94.8	27.777	90.6		1:36.821	
6	29.548	105.4	40.299	95.7	26.608	90.9		1:36.455		13	28.870	105.5	39.205	94.5	27.917	89.4		1:35.992	
7	29.959	105.4	39.632	92.8	26.701	90.9		1:36.292		14									

39 Michael Richings ( ) — Alexis Mk15

lap	Sect-1	Speed	Sect-2	Speed	Sect-3	Speed	TopSpeed	laptime	pit	lap	Sect-1	Speed	Sect-2	Speed	Sect-3	Speed	Topspeed	laptime	pit
1		98.1	42.743	90.9	28.812	86.6		1:54.673		4	32.059	96.7	42.655	87.5	28.344	86.1		1:43.058	
2	31.647	96.8	42.414	90.4	28.421	85.9		1:42.482		5	32.074	95.9	42.360	82.7				1:44.203	
3	32.421	94.9	42.415	88.2	28.164	85.5		1:43.000		6									

41 Peter Hamilton ( ) — Alexis Mk15

lap	Sect-1	Speed	Sect-2	Speed	Sect-3	Speed	TopSpeed	laptime	pit	lap	Sect-1	Speed	Sect-2	Speed	Sect-3	Speed	Topspeed	laptime	pit
1		100.2	41.856	90.7	27.084	88.0		1:48.919		8	30.796	99.3	40.368	88.0	27.453	85.7		1:38.617	
2	31.635	97.5	41.362	89.2	27.293	88.1		1:40.290		9	30.759	100.2	40.598	90.1	27.112	86.9		1:38.469	
3	30.540	100.3	41.799	89.6	27.875	87.5		1:40.214		10	30.524	99.4	41.039	89.0	27.376	87.2		1:38.939	
4	31.904	91.9	41.118	87.8	27.000	86.5		1:40.022		11	31.305	98.8	40.631	88.9	27.265	86.0		1:39.201	
5	30.462	98.8	40.649	88.4	27.257	84.2		1:38.368		12	30.671	98.8	40.142	89.8	27.637	72.7		1:38.450	
6	30.863	98.7	40.592	89.1	27.101	85.7		1:38.556		13	32.482	94.5	40.466	92.4	27.565	78.6		1:40.513	
7	30.802	98.4	40.555	87.4	27.316	85.8		1:38.673		14									

42 Cormac Flanagan ( ) — Alexis Mk14

lap	Sect-1	Speed	Sect-2	Speed	Sect-3	Speed	TopSpeed	laptime	pit	lap	Sect-1	Speed	Sect-2	Speed	Sect-3	Speed	Topspeed	laptime	pit
1		103.4	41.105	93.1	27.171	90.3		1:45.437		8	29.991	103.4	39.832	89.8	26.988	90.7		1:36.811	
2	29.652	103.6	40.705	94.1	27.187	90.1		1:37.544		9	29.381	102.5	38.921	94.4	26.961	89.5		1:35.263	
3	29.717	104.4	40.759	90.1	26.640	90.4		1:37.116		10	29.710	102.6	41.538	90.3	27.468	88.8		1:38.716	
4	29.470	104.5	41.112	93.1	26.652	90.8		1:37.234		11	30.046	104.0	40.019	3195.6	28.111	90.3		1:38.176	
5	30.039	103.9	40.064	93.7	26.543	90.1		1:36.646		12	29.583	102.3	39.461	92.8	26.482	89.6		1:35.526	
6	30.419	102.9	39.264	93.9	26.700	89.0		1:36.383		13	30.181	100.2	39.883	92.8	27.023	90.2		1:37.087	
7	29.426	102.3	39.154	90.1	27.437	89.0		1:36.017		14									

45 Terry Durdin ( ) — Elden Mk10

lap	Sect-1	Speed	Sect-2	Speed	Sect-3	Speed	TopSpeed	laptime	pit	lap	Sect-1	Speed	Sect-2	Speed	Sect-3	Speed	Topspeed	laptime	pit
1		96.1	42.503	92.4	28.042	86.6		1:54.173		8	33.035	94.7	40.846	90.9	27.013	86.3		1:40.894	
2	30.907	97.3	40.794	91.1	27.669	85.9		1:39.370		9	30.971	97.8	41.401	90.4	27.947	86.5		1:40.319	
3	30.968	97.5	41.939	85.5	27.845	86.5		1:40.752		10	30.995	98.0	41.226	89.2	27.539	85.7		1:39.760	
4	30.667	98.8	41.274	90.6	27.343	86.3		1:39.284		11	31.306	96.8	41.517	91.2	27.405	85.8		1:40.228	
5	30.528	98.0	40.103	92.4	27.588	88.4		1:38.219		12	31.433	96.4	41.141	91.7	27.258	84.9		1:39.832	
6	31.334	98.8	41.576	92.4	27.106	88.0		1:40.016		13	31.509	93.9	41.751	91.4	27.604	81.3		1:40.864	
7	31.304	97.4	40.626	90.4	27.277	86.4		1:39.207		14									

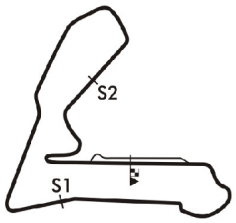

Session Start: 13:21:54 - Finish: 13:42:34
Weather/Track Conditions: Cloud/Dry
Circuit: Croft
Track Length: 3.380 Km - 2.1002 miles

"Croft Nostalgia Weekend" Historic Race Meeting - 6 - 7 Aug 2016

HSCC Historic Formula Ford Championship in association with Avon Tyres

Race 13 - Sector Analysis

47 Louis Hanjoul ( ) — Elden Mk8/10

lap	Sect-1	Speed	Sect-2	Speed	Sect-3	Speed	TopSpeed	laptime	pit	lap	Sect-1	Speed	Sect-2	Speed	Sect-3	Speed	Topspeed	laptime	pit
1		99.0	42.461	87.7	27.924	86.5		1:52.895		8	31.010	99.4	40.269	92.2	27.579	89.4		1:38.858	
2	31.038	102.0	41.206	89.6	28.245	88.3		1:40.489		9	30.258	100.6	40.309	93.2	51.275	87.4		2:01.842	
3	30.278	101.2	42.390	82.7	28.633	88.2		1:41.301		10	30.618	98.5	40.245	90.8	27.392	87.7		1:38.255	
4	30.594	102.3	41.449	88.5	27.954	87.7		1:39.997		11	30.238	99.9	39.672	91.8	27.629	88.1		1:37.539	
5	30.460	99.6	40.380	91.6	29.222	79.1		1:40.062		12	30.034	99.1	39.849	91.7	27.280	88.2		1:37.163	
6	30.842	99.3	40.503	91.8	27.110	88.2		1:38.455		13	46.306	96.8	41.985	88.3	27.960	83.6		1:56.251	
7	30.444	99.3	40.943	90.8	27.205	88.1		1:38.592		14									

51 Rob Thorpe ( ) — Lotus 51

lap	Sect-1	Speed	Sect-2	Speed	Sect-3	Speed	TopSpeed	laptime	pit	lap	Sect-1	Speed	Sect-2	Speed	Sect-3	Speed	Topspeed	laptime	pit
1		93.2	43.552	88.5	28.286	87.5		1:57.688		7	33.952	85.5	45.168	84.8	29.494	81.9		1:48.614	
2	32.389	95.5	42.862	85.2	28.594	86.6		1:43.845		8	36.501	84.6	46.810	86.4	28.568	83.0		1:51.879	
3	32.588	93.7	44.164	80.4	29.012	87.3		1:45.764		9	34.310	90.6	46.683	83.2	28.010	86.6		1:49.003	
4	34.080	85.4	44.611	85.1	27.824	87.2		1:46.515		10	32.947	91.7	48.500	79.6	29.398	83.0		1:50.845	
5	32.282	94.8	45.293	80.3	28.268	86.1		1:45.843		11	36.395	85.4	45.748	85.1	28.500	84.3		1:50.643	
6	32.661	91.1	44.277	86.9	27.820	86.8		1:44.758		12	33.746	90.2	48.588	80.7	30.051	74.7		1:52.385	

54 Alex Meek ( ) — Merlyn Mk20A

lap	Sect-1	Speed	Sect-2	Speed	Sect-3	Speed	TopSpeed	laptime	pit	lap	Sect-1	Speed	Sect-2	Speed	Sect-3	Speed	Topspeed	laptime	pit
1		99.9	41.217	88.7	26.919	88.1		1:45.150		8	30.036	98.4	40.517	90.7	26.954	88.1		1:37.507	
2	29.624	100.9	40.696	90.9	27.290	88.4		1:37.610		9	29.910	99.3	41.013	90.4	26.762	88.1		1:37.685	
3	29.504	104.0	40.685	89.4	26.784	89.1		1:36.973		10	29.805	100.6	39.971	90.6	28.142	88.2		1:37.918	
4	29.566	100.6	41.020	89.6	26.789	88.4		1:37.375		11	29.859	100.9	40.803	92.3	26.771	87.7		1:37.433	
5	29.966	99.9	40.162	90.6	26.518	88.2		1:36.646		12	29.803	100.5	40.270	90.4	26.862	88.0		1:36.935	
6	30.270	100.2	40.850	90.3	26.943	88.5		1:38.063		13	29.872	99.7	39.672	91.1	27.504	85.2		1:37.048	
7	30.115	99.9	40.913	90.1	26.763	88.7		1:37.791		14									

55 Roger Arnold ( ) — Merlyn Mk20

lap	Sect-1	Speed	Sect-2	Speed	Sect-3	Speed	TopSpeed	laptime	pit	lap	Sect-1	Speed	Sect-2	Speed	Sect-3	Speed	Topspeed	laptime	pit
1		100.6	42.689	90.4	27.701	91.1		1:51.770		8	30.759	99.7	40.780	93.1	28.212	90.0		1:39.751	
2	30.283	102.1	41.701	89.0	27.720	90.7		1:39.704		9	30.826	102.1	41.844	91.6	28.462	90.9		1:41.132	
3	30.676	99.1	42.200	92.2	27.532	90.4		1:40.408		10	30.821	99.7	41.018	92.3	27.907	88.0		1:39.746	
4	30.887	99.1	40.879	93.3	27.347	91.7		1:39.113		11	31.249	98.5	40.557	92.6	27.612	88.9		1:39.418	
5	30.849	99.0	41.347	92.4	27.790	80.7		1:39.986		12	31.129	97.5	40.967	92.8	27.723	89.7		1:39.819	
6	31.493	99.9	41.388	94.3	27.551	91.3		1:40.432		13	30.955	98.7	40.918	92.6	27.694	86.6		1:39.567	
7	30.756	99.0	40.782	91.9	27.753	88.3		1:39.291		14									

56 Roland Svensson ( ) — Merlyn Mk17

lap	Sect-1	Speed	Sect-2	Speed	Sect-3	Speed	TopSpeed	laptime	pit	lap	Sect-1	Speed	Sect-2	Speed	Sect-3	Speed	Topspeed	laptime	pit
1		102.1	40.264	91.4	26.499	91.9		1:42.039		8	29.667	100.9	39.672	92.9	26.906	89.2		1:36.245	
2	30.376	101.7	40.528	84.5	27.289	88.9		1:38.193		9	29.857	100.8	39.293	92.7	26.380	90.6		1:35.530	
3	30.446	100.9	41.083	89.1	26.847	88.9		1:38.376		10	30.032	101.5	40.668	87.4	27.040	89.2		1:37.740	
4	29.932	100.8	39.756	91.8	26.417	89.8		1:36.105		11	30.078	101.7	39.910	92.2	26.829	88.4		1:36.817	
5	29.716	100.8	39.657	93.1	26.534	89.8		1:35.907		12	30.424	100.9	40.388	88.7	27.353	88.9		1:38.165	
6	29.614	102.5	39.537	92.9	26.588	89.6		1:35.739		13	30.036	101.8	40.543	87.3	27.968	83.2		1:38.547	
7	29.844	101.2	39.674	91.9	26.722	90.1		1:36.240		14									

59 Leslie Beards ( ) — Nike Mk6

lap	Sect-1	Speed	Sect-2	Speed	Sect-3	Speed	TopSpeed	laptime	pit	lap	Sect-1	Speed	Sect-2	Speed	Sect-3	Speed	Topspeed	laptime	pit
1		92.1	46.282	86.8	29.496	84.5		2:03.024		7	35.809	86.9	47.963	74.8	30.942	82.5		1:54.714	
2	33.455	94.9	46.551	74.7	29.750	84.8		1:49.756		8	34.699	85.6	51.457	82.3	30.474	84.4		1:56.630	
3	33.630	95.5	47.078	75.7	30.574	83.2		1:51.282		9	34.530	91.7	48.238	84.0	29.510	83.9		1:52.278	
4	34.316	93.6	49.117	76.6	30.290	84.9		1:53.723		10	34.117	90.1	47.321	83.8	29.364	83.0		1:50.802	
5	34.103	93.9	48.432	82.4	29.829	85.2		1:52.364		11	35.519	90.1	48.135	79.4	30.138	83.2		1:53.792	
6	34.941	89.2	47.702	84.2	30.520	84.1		1:53.163		12									

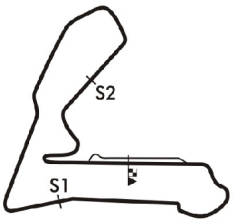

Session Start: 13:21:54 - Finish: 13:42:34
Weather/Track Conditions: Cloud/Dry
Circuit: Croft
Track Length: 3.380 Km - 2.1002 miles

"Croft Nostalgia Weekend" Historic Race Meeting - 6 - 7 Aug 2016

HSCC Historic Formula Ford Championship in association with Avon Tyres

Race 13 - Sector Analysis

66 Andrew Wiggins ( ) — Titan Mk6

lap	Sect-1	Speed	Sect-2	Speed	Sect-3	Speed	TopSpeed	laptime	pit	lap	Sect-1	Speed	Sect-2	Speed	Sect-3	Speed	Topspeed	laptime	pit
1		104.0	40.516	90.1	27.531	89.8		1:43.918		8	29.657	101.8	40.043	92.7	26.815	90.1		1:36.515	
2	29.617	103.9	40.648	79.9	27.618	89.5		1:37.883		9	29.614	102.5	39.413	92.9	26.651	90.0		1:35.678	
3	29.443	103.6	39.752	92.6	26.587	89.0		1:35.782		10	29.728	102.6	40.040	89.8	26.742	89.7		1:36.510	
4	29.773	101.7	39.730	92.2	26.586	89.8		1:36.089		11	29.641	104.2	39.614	92.7	26.817	89.4		1:36.072	
5	29.653	101.5	40.013	91.8	26.624	89.4		1:36.290		12	29.967	102.8	39.827	92.6	26.827	90.0		1:36.621	
6	29.645	102.1	39.522	92.1	26.532	88.9		1:35.699		13	30.115	101.8	41.086	89.0	28.248	84.3		1:39.449	
7	29.628	102.1	39.509	92.3	26.756	90.0		1:35.893		14									

73 Edward Thurston ( ) — Elden Mk8

lap	Sect-1	Speed	Sect-2	Speed	Sect-3	Speed	TopSpeed	laptime	pit	lap	Sect-1	Speed	Sect-2	Speed	Sect-3	Speed	Topspeed	laptime	pit
1		104.5	40.458	92.7	26.972	90.7		1:43.424		8	29.988	99.7	38.753	93.9	26.285	90.3		1:35.026	
2	28.957	102.6	38.863	94.5	26.247	89.7		1:34.067		9	29.411	102.1	39.074	93.7	26.393	89.6		1:34.878	
3	29.205	102.9	38.687	93.6	26.494	89.7		1:34.386		10	29.182	102.8	38.785	93.9	26.598	89.1		1:34.565	
4	29.268	102.6	38.758	94.0	26.255	90.3		1:34.281		11	29.365	102.5	38.561	94.1	26.549	89.8		1:34.475	
5	28.998	102.3	38.527	94.5	26.732	90.1		1:34.257		12	29.405	103.1	39.224	93.3	26.727	89.8		1:35.356	
6	29.180	102.8	38.742	94.0	26.401	90.2		1:34.323		13	29.204	103.4	39.974	94.5	26.752	89.8		1:35.930	
7	29.914	99.1	38.872	93.7	26.535	90.3		1:35.321		14									

74 Keith Hazel ( ) — Lotus 51B

lap	Sect-1	Speed	Sect-2	Speed	Sect-3	Speed	TopSpeed	laptime	pit	lap	Sect-1	Speed	Sect-2	Speed	Sect-3	Speed	Topspeed	laptime	pit
1		93.5	46.621	86.1	29.590	87.8		2:02.135		7	33.967	91.6	47.529	87.3	30.638	87.8		1:52.134	
2	33.254	98.3	44.766	87.7	29.609	85.6		1:47.629		8	35.588	86.4	46.447	84.1	29.443	88.2		1:51.478	
3	33.259	98.1	45.484	86.7	30.052	87.0		1:48.795		9	35.227	98.3	45.737	86.1	29.828	88.5		1:50.792	
4	33.574	97.5	46.031	85.8	29.468	87.5		1:49.073		10	33.354	97.4	46.911	85.7	29.551	88.5		1:49.816	
5	33.849	97.7	45.695	84.9	29.852	88.8		1:49.396		11	34.037	97.4	45.266	87.8	29.506	88.0		1:48.809	
6	33.628	96.8	45.897	85.3	29.598	87.7		1:49.123		12	32.747	99.6	44.918	86.9	29.160	87.8		1:46.825	

81 James Lovett ( ) — Lola T200

lap	Sect-1	Speed	Sect-2	Speed	Sect-3	Speed	TopSpeed	laptime	pit	lap	Sect-1	Speed	Sect-2	Speed	Sect-3	Speed	Topspeed	laptime	pit
1		99.7	43.207	89.7	26.947	90.2		1:50.140		8	29.700	101.7	40.132	93.2	26.610	92.3		1:36.442	
2	31.062	98.3	42.057	88.4	27.065	90.7		1:40.184		9	30.649	100.0	39.851	92.9	26.550	91.2		1:37.050	
3	31.095	98.8	40.282	89.7	27.809	90.1		1:39.186		10	31.040	99.0	40.395	91.9	26.702	90.2		1:38.137	
4	29.756	99.4	40.140	90.8	26.762	90.1		1:36.658		11	29.648	101.4	40.005	93.7	26.645	90.9		1:36.298	
5	29.671	100.3	39.942	92.7	26.619	90.8		1:36.232		12	30.204	98.3	40.129	93.7	26.588	90.4		1:36.921	
6	30.191	100.5	40.378	92.9	27.299	89.5		1:37.868		13	29.688	100.2	40.605	92.2	27.073	90.6		1:37.366	
7	29.773	100.0	40.849	90.8	26.901	91.1		1:37.523		14									

82 Lee Penson ( ) — Lotus 51A

lap	Sect-1	Speed	Sect-2	Speed	Sect-3	Speed	TopSpeed	laptime	pit	lap	Sect-1	Speed	Sect-2	Speed	Sect-3	Speed	Topspeed	laptime	pit
1		97.0	44.370	87.7	28.532	87.0		1:57.183		7	31.625	97.3	42.740	88.5	27.288	86.6		1:41.653	
2	31.488	99.7	41.973	90.6	28.259	87.8		1:41.720		8	31.559	97.8	42.428	89.2	27.570	86.6		1:41.557	
3	30.968	100.0	42.547	88.5	28.046	86.9		1:41.561		9	32.876	97.7	43.008	87.6	28.300	87.3		1:44.184	
4	31.688	98.8	43.304	89.0	27.949	86.8		1:42.941		10	31.718	97.8	42.604	87.8	27.781	86.0		1:42.103	
5	31.764	98.7	42.547	88.0	27.688	86.3		1:41.999		11	32.142	97.4	42.655	90.6	27.798	86.6		1:42.595	
6	31.138	98.4	42.270	87.3	27.386	86.7		1:40.794		12	32.511	91.9	44.072	88.4	27.497	85.1		1:44.080	

94 Geoffrey Underwood (N) — Merlyn Mk20

lap	Sect-1	Speed	Sect-2	Speed	Sect-3	Speed	TopSpeed	laptime	pit	lap	Sect-1	Speed	Sect-2	Speed	Sect-3	Speed	Topspeed	laptime	pit
1		99.0	42.535	91.6	26.771	91.7		1:50.334		8	29.940	103.7	40.029	92.8	26.884	90.6		1:36.853	
2	30.460	100.6	41.547	91.8	27.078	91.2		1:39.085		9	31.422	101.5	40.205	92.6	26.689	90.6		1:38.316	
3	30.505	105.2	40.281	90.6	26.966	90.6		1:37.752		10	30.724	103.7	39.972	92.8	26.680	91.8		1:37.376	
4	30.451	102.0	40.263	93.5	26.708	90.4		1:37.422		11	30.264	103.1	39.542	93.6	26.672	91.1		1:36.478	
5	30.204	103.7	40.245	91.9	26.717	90.2		1:37.166		12	30.764	102.1	39.550	92.3	26.836	91.2		1:37.150	
6	30.667	102.8	40.117	92.7	27.057	90.9		1:37.841		13	29.805	103.9	40.153	93.1	27.161	89.0		1:37.119	
7	30.046	103.9	40.886	91.4	26.668	90.7		1:37.600		14									

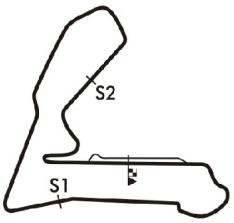

Session Start: 13:21:54 - Finish: 13:42:34
Weather/Track Conditions: Cloud/Dry
Circuit: Croft
Track Length: 3.380 Km - 2.1002 miles

"Croft Nostalgia Weekend" Historic Race Meeting - 6 - 7 Aug 2016

HSCC Historic Formula Ford Championship in association with Avon Tyres

Race 13 - Sector Analysis

95 John Hayes-Harlow ( ) — Merlyn Mk11A

lap	Sect-1	Speed	Sect-2	Speed	Sect-3	Speed	TopSpeed	laptime	pit	lap	Sect-1	Speed	Sect-2	Speed	Sect-3	Speed	Topspeed	laptime	pit
1		103.1	39.625	91.6	27.730	88.2		1:44.668		8	30.967	98.8	40.020	87.4	27.092	86.4		1:38.079	
2	29.604	101.2	40.102	83.2	27.891	87.4		1:37.597		9	30.226	100.0	39.537	90.0	26.791	86.9		1:36.554	
3	29.685	101.2	40.091	89.0	27.221	86.9		1:36.997		10	29.952	100.3	40.300	90.1	27.903	86.6		1:38.155	
4	29.752	100.5	39.807	89.8	26.677	87.0		1:36.236		11	30.066	101.5	40.410	90.2	26.949	85.7		1:37.425	
5	29.859	99.6	39.744	88.3	26.786	86.0		1:36.389		12	30.299	101.1	40.230	83.2	29.245	86.3		1:39.774	
6	29.861	99.6	39.672	88.1	27.030	86.3		1:36.563		13	30.421	98.3	41.203	65.0	31.665	68.1		1:43.289	
7	30.064	99.6	39.683	89.0	26.881	86.6		1:36.628		14									

156 Rachel Arnold ( ) — Merlyn Mk20

lap	Sect-1	Speed	Sect-2	Speed	Sect-3	Speed	TopSpeed	laptime	pit	lap	Sect-1	Speed	Sect-2	Speed	Sect-3	Speed	Topspeed	laptime	pit
1		96.0	44.547	84.7	28.489	85.1		1:56.936		7	31.407	94.8	42.238	88.9				1:41.404	
2	31.659	96.7	42.656	90.7	28.628	85.5		1:42.943		8	Out	96.4	43.244	88.1	29.296	85.6		3:25.377	P
3	31.003	97.8	41.927	88.7	27.991	86.8		1:40.921		9	31.670	96.3	42.483	89.6	27.986	86.1		1:42.139	
4	31.483	98.8	43.461	88.4	28.461	87.4		1:43.405		10	31.480	97.4	41.808	90.9	27.516	86.4		1:40.804	
5	31.247	94.7	42.501	92.1	28.294	85.8		1:42.042		11	32.269	98.5	42.002	90.4	28.276	85.5		1:42.547	
6	31.766	93.5	42.928	88.3	28.057	84.8		1:42.751		12									

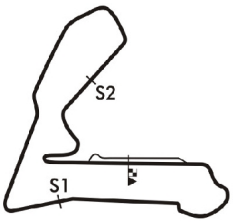

Session Start: 13:21:54 - Finish: 13:42:34
Weather/Track Conditions: Cloud/Dry
Circuit: Croft
Track Length: 3.380 Km - 2.1002 miles

"Croft Nostalgia Weekend" Historic Race Meeting - 6 - 7 Aug 2016

HSCC Historic Formula Ford Championship in association with Avon Tyres

Race 13 - Best Sector Times

			Sector 1			Sector 2			Sector 3					
POS	NO	DRIVER/S	TIME	LAP	POS	TIME	LAP	POS	TIME	LAP	POS	IDEAL LAP	BEST LAP	On
1	73	Edward Thurston	28.957	2	3	38.527	5	2	26.247	2	2	1:33.731	**1:34.067**	**2**
2	21	Ross Drybrough	28.957	12	2	38.839	11	3	26.473	3	6	1:34.269	**1:34.700**	**3**
3	66	Andrew Wiggins	29.443	3	5	39.413	9	7	26.532	6	9	1:35.388	**1:35.678**	**9**
4	56	Roland Svensson	29.614	6	10	39.293	9	6	26.380	9	5	1:35.287	**1:35.530**	**9**
5	42	Cormac Flanagan	29.381	9	4	38.921	9	4	26.482	12	7	1:34.784	**1:35.263**	**9**
6	20	Kevin Stanzl	29.571	13	8	39.238	8	5	26.238	9	1	1:35.047	**1:35.578**	**13**
7	38	Pertti Kiiveri	28.870	13	1	38.450	8	1	26.317	11	4	1:33.637	**1:35.062**	**4**
8	54	Alex Meek	29.504	3	6	39.672	13	11	26.518	5	8	1:35.694	**1:36.646**	**5**
9	95	John Hayes-Harlow	29.604	2	9	39.537	9	8	26.677	4	13	1:35.818	**1:36.236**	**4**
10	11	Roy Siergiejew	30.035	13	14	40.064	8	13	26.296	7	3	1:36.395	**1:36.717**	**8**
11	81	James Lovett	29.648	11	11	39.851	9	12	26.550	9	10	1:36.049	**1:36.232**	**5**
12	94	Geoffrey Underwood	29.805	13	12	39.542	11	9	26.668	7	12	1:36.015	**1:36.478**	**11**
13	27	Dick Dixon	30.119	11	15	40.690	11	20	26.650	11	11	1:37.459	**1:37.459**	**11**
14	41	Peter Hamilton	30.462	5	19	40.142	12	16	27.000	4	16	1:37.604	**1:38.368**	**5**
15	28	Michael Wales	30.175	13	16	40.083	5	14	26.763	12	14	1:37.021	**1:37.373**	**12**
16	26	John Slack	30.187	3	17	40.184	12	17	26.824	4	15	1:37.195	**1:37.987**	**12**
17	55	Roger Arnold	30.283	2	18	40.557	11	19	27.347	4	20	1:38.187	**1:39.113**	**4**
18	45	Terry Durdin	30.528	5	20	40.103	5	15	27.013	8	17	1:37.644	**1:38.219**	**5**
19	23	Martin Haines	30.913	7	21	41.381	6	21	27.446	3	21	1:39.740	**1:39.890**	**7**
20	47	Louis Hanjoul	30.034	12	13	39.672	11	10	27.110	6	18	1:36.816	**1:37.163**	**12**
21	82	Lee Penson	30.968	3	22	41.973	2	23	27.288	7	19	1:40.229	**1:40.794**	**6**
22	51	Rob Thorpe	32.282	5	25	42.862	2	25	27.820	6	24	1:42.964	**1:43.845**	**2**
23	74	Keith Hazel	32.747	12	26	44.766	2	26	29.160	12	26	1:46.673	**1:46.825**	**12**
24	156	Rachel Arnold	31.003	3	23	41.808	10	22	27.516	10	22	1:40.327	**1:40.804**	**10**
25	59	Leslie Beards	33.455	2	27	46.282	1	27	29.364	10	27	1:49.101	**1:49.756**	**2**
26	39	Michael Richings	31.647	2	24	42.360	5	24	28.164	3	25	1:42.171	**1:42.482**	**2**
27	36	Rob Smith	29.548	2	7	40.364	1	18	27.594	1	23	1:37.506	**1:43.356**	**1**

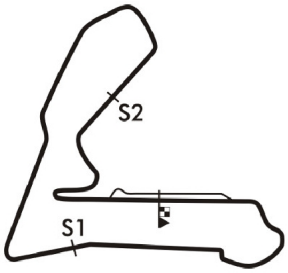

Session Start: 13:21:54 - Finish: 13:42:34
Weather/Track Conditions: Cloud/Dry
Circuit: Croft
Track Length: 3.380 Km - 2.1002 miles

"Croft Nostalgia Weekend" Historic Race Meeting - 6 - 7 Aug 2016

HSCC Historic Formula Ford Championship in association with Avon Tyres

Race 13 - Best Sector Speeds

	NO	SECTOR 1	MPH	NO	SECTOR 2	MPH	NO	SECTOR 3	MPH
1	21	Ross Drybrough	107.2	38	Pertti Kiiveri	95.7	81	James Lovett	92.3
2	20	Kevin Stanzl	106.0	21	Ross Drybrough	95.6	20	Kevin Stanzl	91.9
3	38	Pertti Kiiveri	105.5	20	Kevin Stanzl	94.7	56	Roland Svensson	91.9
4	94	Geoffrey Underwood	105.2	73	Edward Thurston	94.5	38	Pertti Kiiveri	91.8
5	42	Cormac Flanagan	104.5	42	Cormac Flanagan	94.4	94	Geoffrey Underwood	91.8
6	73	Edward Thurston	104.5	55	Roger Arnold	94.3	55	Roger Arnold	91.7
7	66	Andrew Wiggins	104.2	36	Rob Smith	93.9	21	Ross Drybrough	91.6
8	54	Alex Meek	104.0	81	James Lovett	93.7	26	John Slack	90.9
9	36	Rob Smith	103.6	94	Geoffrey Underwood	93.6	42	Cormac Flanagan	90.8
10	28	Michael Wales	103.4	47	Louis Hanjoul	93.2	11	Roy Siergiejew	90.7
11	95	John Hayes-Harlow	103.1	56	Roland Svensson	93.1	73	Edward Thurston	90.7
12	56	Roland Svensson	102.5	27	Dick Dixon	92.9	27	Dick Dixon	90.4
13	47	Louis Hanjoul	102.3	66	Andrew Wiggins	92.9	66	Andrew Wiggins	90.1
14	55	Roger Arnold	102.1	26	John Slack	92.7	28	Michael Wales	89.7
15	27	Dick Dixon	102.0	11	Roy Siergiejew	92.6	47	Louis Hanjoul	89.4
16	11	Roy Siergiejew	101.8	28	Michael Wales	92.6	54	Alex Meek	89.1
17	81	James Lovett	101.7	41	Peter Hamilton	92.4	74	Keith Hazel	88.8
18	26	John Slack	101.4	45	Terry Durdin	92.4	45	Terry Durdin	88.4
19	41	Peter Hamilton	100.3	54	Alex Meek	92.3	95	John Hayes-Harlow	88.2
20	82	Lee Penson	100.0	156	Rachel Arnold	92.1	23	Martin Haines	88.1
21	74	Keith Hazel	99.6	95	John Hayes-Harlow	91.6	41	Peter Hamilton	88.1
22	23	Martin Haines	99.1	39	Michael Richings	90.9	82	Lee Penson	87.8
23	45	Terry Durdin	98.8	23	Martin Haines	90.7	51	Rob Thorpe	87.5
24	156	Rachel Arnold	98.8	82	Lee Penson	90.6	156	Rachel Arnold	87.4
25	39	Michael Richings	98.1	51	Rob Thorpe	88.5	39	Michael Richings	86.6
26	51	Rob Thorpe	95.5	74	Keith Hazel	87.8	59	Leslie Beards	85.2
27	59	Leslie Beards	95.5	59	Leslie Beards	86.8	36	Rob Smith	83.1

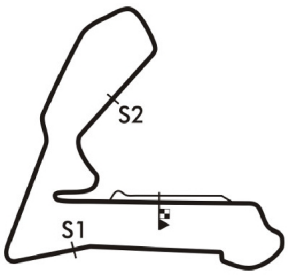

Session Start: 13:21:54 - Finish: 13:42:34
Weather/Track Conditions: Cloud/Dry
Circuit: Croft
Track Length: 3.380 Km - 2.1002 miles

"Croft Nostalgia Weekend" Historic Race Meeting - 6 - 7 Aug 2016

HSCC Historic Formula Ford Championship in association with Avon Tyres

Race 13 - Lap Chart

Lap 1			Lap 2			Lap 3			Lap 4			Lap 5			Lap 6		
NO	Behind	Laptime	NO	Behind	Laptime	NO	Behind	Laptime	NO	Behind	Laptime	NO	Behind	Laptime	NO	Behind	Laptime
56		1:42.039	73		1:34.067	73		1:34.386	73		1:34.281	73		1:34.257	73		1:34.323
36	1.317	1:43.356	56	2.741	1:38.193	21	3.194	1:34.700	21	3.900	1:34.987	21	4.751	1:35.108	21	5.452	1:35.024
73	1.385	1:43.424	21	2.880	1:36.198	66	5.706	1:35.782	66	7.514	1:36.089	66	9.547	1:36.290	66	10.923	1:35.699
66	1.879	1:43.918	66	4.310	1:37.883	56	6.731	1:38.376	56	8.555	1:36.105	56	10.205	1:35.907	56	11.621	1:35.739
21	2.134	1:44.173	95	4.774	1:37.597	95	7.385	1:36.997	95	9.340	1:36.236	95	11.472	1:36.389	95	13.712	1:36.563
95	2.629	1:44.668	54	5.269	1:37.610	54	7.856	1:36.973	54	10.950	1:37.375	54	13.339	1:36.646	42	15.622	1:36.383
54	3.111	1:45.150	42	5.490	1:37.544	42	8.220	1:37.116	42	11.173	1:37.234	42	13.562	1:36.646	54	17.079	1:38.063
42	3.398	1:45.437	20	8.208	1:38.093	20	10.304	1:36.482	38	12.089	1:35.062	20	14.643	1:36.218	20	17.351	1:37.031
11	5.269	1:47.308	38	9.747	1:37.890	38	11.308	1:35.947	20	12.682	1:36.659	38	15.322	1:37.490	38	17.454	1:36.455
20	5.567	1:47.606	11	10.635	1:40.818	11	14.808	1:38.559	11	17.866	1:37.339	11	20.731	1:37.122	11	24.417	1:38.009
27	6.435	1:48.474	41	11.718	1:40.290	94	15.294	1:37.752	94	18.435	1:37.422	94	21.344	1:37.166	94	24.862	1:37.841
41	6.880	1:48.919	94	11.928	1:39.085	41	17.546	1:40.214	81	20.010	1:36.658	81	21.985	1:36.232	81	25.530	1:37.868
38	7.309	1:49.348	27	12.306	1:41.323	81	17.633	1:39.186	41	23.287	1:40.022	41	27.398	1:38.368	41	31.631	1:38.556
81	8.101	1:50.140	81	12.833	1:40.184	55	20.005	1:40.408	55	24.837	1:39.113	27	30.341	1:38.866	27	34.030	1:38.012
94	8.295	1:50.334	55	13.983	1:39.704	26	20.936	1:40.764	27	25.732	1:38.989	55	30.566	1:39.986	26	34.646	1:38.115
55	9.731	1:51.770	26	14.558	1:39.948	27	21.024	1:43.104	26	26.125	1:39.470	26	30.854	1:38.986	55	36.675	1:40.432
26	10.062	1:52.101	28	15.236	1:39.652	28	21.640	1:40.790	45	27.421	1:39.284	45	31.383	1:38.219	28	36.711	1:38.140
47	10.856	1:52.895	47	15.893	1:40.489	45	22.418	1:40.752	47	28.524	1:39.997	28	32.894	1:37.414	45	37.076	1:40.016
28	11.036	1:53.075	45	16.052	1:39.370	47	22.808	1:41.301	28	29.737	1:42.378	47	34.329	1:40.062	47	38.461	1:38.455
45	12.134	1:54.173	39	19.664	1:42.482	23	26.416	1:40.327	23	33.344	1:41.209	23	39.780	1:40.693	23	46.216	1:40.759
39	12.634	1:54.673	23	20.475	1:42.007	39	28.278	1:43.000	39	37.055	1:43.058	82	44.989	1:41.999	82	51.460	1:40.794
23	13.920	1:55.959	82	21.412	1:41.720	82	28.587	1:41.561	82	37.247	1:42.941	156	45.832	1:42.042	156	54.260	1:42.751
156	14.897	1:56.936	156	22.388	1:42.943	156	28.923	1:40.921	156	38.047	1:43.405	**39**	47.001	1:44.203	51	1:09.675	1:44.758
82	15.144	1:57.183	51	24.042	1:43.845	51	35.420	1:45.764	51	47.654	1:46.515	51	59.240	1:45.843	74	1:31.413	1:49.123
51	15.649	1:57.688	74	32.273	1:47.629	74	46.682	1:48.795	74	1:01.474	1:49.073	74	1:16.613	1:49.396			
74	20.096	2:02.135	59	35.289	1:49.756	59	52.185	1:51.282	59	1:11.627	1:53.723	59	1:29.734	1:52.364			
59	20.985	2:03.024															

Session Start: 13:21:54 - Finish: 13:42:34
Weather/Track Conditions: Cloud/Dry
Circuit: Croft
Track Length: 3.380 Km - 2.1002 miles

MST
Full results available at www.mstworld.com. Email: timing@mstworld.com

Printed : 07-08-2016 - 13:52

"Croft Nostalgia Weekend" Historic Race Meeting - 6 - 7 Aug 2016

HSCC Historic Formula Ford Championship in association with Avon Tyres

Race 13 - Lap Chart

Lap 7			Lap 8			Lap 9			Lap 10			Lap 11			Lap 12		
NO	Behind	Laptime	NO	Behind	Laptime	NO	Behind	Laptime	NO	Behind	Laptime	NO	Behind	Laptime	NO	Behind	Laptime
73		1:35.321	73		1:35.026	73		1:34.878	73		1:34.565	73		1:34.475	73		1:35.356
21	5.700	1:35.569	21	6.307	1:35.633	51	1 LAP	1:51.879	21	8.666	1:36.602	21	8.896	1:34.705	21	8.243	1:34.703
66	11.495	1:35.893	66	12.984	1:36.515	21	6.629	1:35.200	66	15.729	1:36.510	66	17.326	1:36.072	66	18.591	1:36.621
56	12.540	1:36.240	74	1 LAP	1:52.134	66	13.784	1:35.678	56	17.586	1:37.740	56	19.928	1:36.817	56	22.737	1:38.165
59	1 LAP	1:53.163	56	13.759	1:36.245	56	14.411	1:35.530	51	1 LAP	1:49.003	95	26.288	1:37.425	42	26.510	1:35.526
95	15.019	1:36.628	95	18.072	1:38.079	42	18.488	1:35.263	42	22.639	1:38.716	42	26.340	1:38.176	20	28.654	1:37.008
42	16.318	1:36.017	42	18.103	1:36.811	95	19.748	1:36.554	95	23.338	1:38.155	20	27.002	1:37.836	38	29.824	1:36.821
38	18.425	1:36.292	38	18.706	1:35.307	20	21.151	1:36.795	20	23.641	1:37.055	38	28.359	1:35.398	95	30.706	1:39.774
20	18.580	1:36.550	20	19.234	1:35.680	54	24.837	1:37.685	38	27.436	1:35.151	54	31.148	1:37.433	54	32.727	1:36.935
54	19.549	1:37.791	54	22.030	1:37.507	38	26.850	1:43.022	54	28.190	1:37.918	51	1 LAP	1:50.845	11	37.645	1:37.211
11	26.361	1:37.265	11	28.052	1:36.717	74	1 LAP	1:51.478	11	33.211	1:37.436	11	35.790	1:37.054	81	38.280	1:36.921
94	27.141	1:37.600	94	28.968	1:36.853	11	30.340	1:37.166	81	34.892	1:38.137	81	36.715	1:36.298	94	39.014	1:37.150
81	27.732	1:37.523	81	29.148	1:36.442	81	31.320	1:37.050	94	35.217	1:37.376	94	37.220	1:36.478	51	1 LAP	1:50.643
41	34.983	1:38.673	59	1 LAP	1:54.714	94	32.406	1:38.316	74	1 LAP	1:50.792	41	51.265	1:39.201	41	54.359	1:38.450
27	37.159	1:38.450	41	38.574	1:38.617	41	42.165	1:38.469	41	46.539	1:38.939	27	52.967	1:37.459	27	55.468	1:37.857
26	37.910	1:38.585	27	40.705	1:38.572	27	46.332	1:40.505	27	49.983	1:38.216	26	55.582	1:39.182	26	58.213	1:37.987
28	40.510	1:39.120	26	41.311	1:38.427	26	47.172	1:40.739	26	50.875	1:38.268	28	56.652	1:39.851	28	58.669	1:37.373
55	40.645	1:39.291	28	43.634	1:38.150	28	47.750	1:38.994	28	51.276	1:38.091	74	1 LAP	1:49.816	55	1:06.211	1:39.819
45	40.962	1:39.207	55	45.370	1:39.751	55	51.624	1:41.132	55	56.805	1:39.746	55	1:01.748	1:39.418	45	1:07.695	1:39.832
47	41.732	1:38.592	47	45.564	1:38.858	45	52.271	1:40.319	45	57.466	1:39.760	45	1:03.219	1:40.228	74	1 LAP	1:48.809
23	50.785	1:39.890	45	46.830	1:40.894	59	1 LAP	1:56.630	23	1:12.295	1:41.658	47	1:19.282	1:37.539	47	1:21.089	1:37.163
82	57.792	1:41.653	23	57.019	1:41.260	23	1:05.202	1:43.061	59	1 LAP	1:52.278	23	1:19.778	1:41.958	23	1:24.976	1:40.554
156	1:00.343	1:41.404	82	1:04.323	1:41.557	47	1:12.528	2:01.842	47	1:16.218	1:38.255	59	1 LAP	1:50.802			
51	1:22.968	1:48.614				82	1:13.629	1:44.184	82	1:21.167	1:42.103	82	1:29.287	1:42.595			
						156	1 LAP	3:25.377	156	1 LAP	1:42.139	156	1 LAP	1:40.804			

Session Start: 13:21:54 - Finish: 13:42:34
Weather/Track Conditions: Cloud/Dry
Circuit: Croft
Track Length: 3.380 Km - 2.1002 miles

"Croft Nostalgia Weekend" Historic Race Meeting - 6 - 7 Aug 2016

HSCC Historic Formula Ford Championship in association with Avon Tyres

Race 13 - Lap Chart

Lap 13		
NO	Behind	Laptime
73		1:35.930
156	2 LAPS	1:42.547
82	1 LAP	1:44.080
21	8.166	1:35.853
59	2 LAPS	1:53.792
66	22.110	1:39.449
56	25.354	1:38.547
42	27.667	1:37.087
20	28.302	1:35.578
38	29.886	1:35.992
54	33.845	1:37.048
95	38.065	1:43.289
11	39.399	1:37.684
81	39.716	1:37.366
94	40.203	1:37.119
27	58.532	1:38.994
41	58.942	1:40.513
28	1:01.171	1:38.432
26	1:01.501	1:39.218
51	1 LAP	1:52.385
55	1:09.848	1:39.567
45	1:12.629	1:40.864
74	1 LAP	1:46.825
23	1:31.581	1:42.535
47	1:41.410	1:56.251

Session Start: 13:21:54 - Finish: 13:42:34
Weather/Track Conditions: Cloud/Dry
Circuit: Croft
Track Length: 3.380 Km - 2.1002 miles

"Croft Nostalgia Weekend" Historic Race Meeting - 6 - 7 Aug 2016

HSCC Historic Formula Ford Championship in association with Avon Tyres

Race 16 - Starting Grid

Sheet No:

Start Time : 15:05 - Heat Duration : 20 Minutes

ROW			
16	31	47	Louis Hanjoul
15	29	45	Terry Durdin
14	27	26	John Slack
13	25	41	Peter Hamilton
12	23	94	Geoffrey Underwood
11	21	11	Roy Siergiejew
10	19	54	Alex Meek
9	17	20	Kevin Stanzl
8	15	56	Roland Svensson
7	13	21	Ross Drybrough
6	11	14	Neil Shinner
5	9	97	Robert Tusting
4	7	37	Will Nuthall
3	5	70	Daniel Stanzl
2	3	79	Mark Shaw
1	1	43	Callum Grant
	32	82	Lee Penson
	30	23	Martin Haines
	28	55	Roger Arnold
	26	28	Michael Wales
	24	27	Dick Dixon
	22	81	James Lovett
	20	95	John Hayes-Harlow
	18	38	Pertti Kiiveri
	16	42	Cormac Flanagan
	14	66	Andrew Wiggins
	12	73	Edward Thurston
	10	57	David Wild
	8	60	James Buckton
	6	3	Benn Simms
	4	64	Benjamin Tusting
	2	31	Rob Wainwright

Pole Right

Circuit: Croft

Track Length: 3.380 Km - 2.1002 miles

These results are provisional until the conclusion of any judicial and technical matters.

Clerk of the Course:	Timekeeper:	Issued at:
Julian Floyd	Nick Palmer	

MST

Printed : 07-08-2016 - 13:47

Full results available at www.mstworld.com. Email: timing@mstworld.com

"Croft Nostalgia Weekend" Historic Race Meeting - 6 - 7 Aug 2016

HSCC Classic Clubmans

Race 18 - Starting Grid

Sheet No:

Start Time : 16:15 - Heat Duration : 20 Minutes

ROW							
8	15	88	Peter Carter				
7	13	68	David Facer	14	58	John Muirhead	
6	11	6	David Barnett	12	90	Scott Goodfellow	
5	9	51	Philip Hart	10	35	Roger Waite	
4	7	50	Clive Wood	8	60	Trish Hunter	
3	5	14	David Wale	6	66	Adam Wheeler	
2	3	16	Mike Evans	4	17	Alan Cook	
1	1	1	Mark Charteris	2	2	John Harrison	

Pole Right

Circuit: Croft

Track Length: 3.380 Km - 2.1002 miles

These results are provisional until the conclusion of any judicial and technical matters.

Clerk of the Course:	Timekeeper:	Issued at:
Julian Floyd	Nick Palmer	

MST

Printed : 07-08-2016 - 10:16

Full results available at www.mstworld.com. Email: timing@mstworld.com

"Croft Nostalgia Weekend" Historic Race Meeting - 6 - 7 Aug 2016

Lackford Engineering Midget & Sprite Challenge

Race 19 - Starting Grid

Sheet No:

Start Time : 16:50 - Heat Duration : 20 Minutes

ROW							
12	23	86	John Hilbery	24	47	John Tewson
11	21	55	Andrew McGee	22	69	Peter Kennerley
10	19	36	Dean Stanton	20	6	Martin Morris
9	17	13	Neville Laskey	18	17	Richard Homer
8	15	21	Darren Harman	16	35	Edward Easton
7	13	3	Nigel Lackford	14	7	Pippa Cow
6	11	19	Ian Burgin	12	52	Carl Chadwick
5	9	25	Tom Walker	10	33	John Bridge
4	7	57	Robin Lackford	8	76	Andrew Southcott
3	5	99	Richard Wildman	6	8	Nick Day
2	3	4	David Weston	4	46	Steve Collier
1	1	12	James Dunkley	2	29	Graeme Adams

Pole Right

Cars 22 & 45 withdrawn.

Circuit: Croft

Track Length: 3.380 Km - 2.1002 miles

These results are provisional until the conclusion of any judicial and technical matters.

Clerk of the Course:	Timekeeper:	Issued at:
Julian Floyd	Nick Palmer	

MST

Printed : 07-08-2016 - 14:05

Full results available at www.mstworld.com. Email: timing@mstworld.com

"Croft Nostalgia Weekend" Historic Race Meeting - 6 - 7 Aug 2016

HSCC/HRSR 'ByBox' Historic Touring Cars

Race 14 - Classification

Sheet No:

POS	NO	DRIVER/S	CLASS	CLASS POS	CAR MAKE / MODEL	TIME	LAPS	GAP	DIFF	MPH	BEST	ON
1	79	Mark Jones	K2	1	Ford Lotus Cortina	20:54.842	12	-- 12 laps		72.30	1:42.907	2
2	6	Warren Briggs	K1	1	Ford Mustang	21:07.253	12	12.411	12.411	71.59	1:43.439	7
3	67	James Clarke	C	1	Ford Lotus Cortina	21:07.685	12	12.843	0.432	71.57	1:44.093	7
4	69	Bob Bullen	C	2	Ford Anglia 105E	21:28.974	12	34.132	21.289	70.39	1:45.447	9
5	49	Peter Hore	C	3	Ford Lotus Cortina	21:29.434	12	34.592	0.460	70.36	1:45.078	10
6	94	Steve Platts	E	1	Singer Chamois	21:35.711	12	40.869	6.277	70.02	1:46.103	7
7	54	Neil Wood	C	4	Ford Anglia 105E	21:59.001	12	1:04.159	23.290	68.79	1:45.498	2
8	25	Jimmy Sime	K3	1	Morris Mini Cooper S	21:59.902	12	1:05.060	0.901	68.74	1:47.395	8
9	84	Steve Jones	K3	2	Morris Mini Cooper S	22:00.608	12	1:05.766	0.706	68.70	1:47.575	6
10	85	Roger Godfrey	D	1	Austin Mini Cooper S	22:20.074	12	1:25.232	19.466	67.70	1:48.105	5
11	47	Nigel Cox	K2	2	Ford Lotus Cortina	20:58.699	11	-- 11 laps	28.632	66.07	1:50.522	9
12	81	Edmund Glaister	I	1	Ford Anglia 100E	21:27.224	11	28.525	28.525	64.61	1:54.669	6
13	177	Adam Gittings	C	5	Ford Anglia 105E	22:04.549	9	-- 9 laps --	4:30.274	51.37	1:48.313	5
		---------- NOT CLASSIFIED ----------										
DNC	11	Thomas Clynes	K3		Saab 96	22:18.951	8	-- 8 laps --	2:03.936	45.17	2:42.451	5
DNF	64	Peter Crewes	K3		Austin Mini Cooper S	6:10.049	3	-- 3 laps --		61.29	1:53.948	2
DNF	95	Shaun Hazlewood	E		Hillman Imp	2:16.109	1	-- 1 laps --	14.143	55.54	2:16.109	1

---------- FASTEST LAP SUMMARY ----------

NO	DRIVER/S	CLASS	CAR MAKE / MODEL	FASTEST LAP	ON	MPH
79	Mark Jones	K2	Ford Lotus Cortina	1:42.907	2	73.47
6	Warren Briggs	K1	Ford Mustang	1:43.439	7	73.09
67	James Clarke	C	Ford Lotus Cortina	1:44.093	7	72.64
94	Steve Platts	E	Singer Chamois	1:46.103	7	71.26
25	Jimmy Sime	K3	Morris Mini Cooper S	1:47.395	8	70.40
85	Roger Godfrey	D	Austin Mini Cooper S	1:48.105	5	69.94
81	Edmund Glaister	I	Ford Anglia 100E	1:54.669	6	65.94

Session Start: 13:55:09 - Finish: 14:16:02
Weather/Track Conditions: Cloud/Dry
Circuit: Croft
Track Length: 3.380 Km - 2.1002 miles

These results are provisional until the conclusion of any judicial and technical matters.

Clerk of the Course:	Timekeeper:	Issued at:
Julian Floyd	Nick Palmer	

MST

Printed : 07-08-2016 - 14:18

Full results available at www.mstworld.com. Email: timing@mstworld.com

"Croft Nostalgia Weekend" Historic Race Meeting - 6 - 7 Aug 2016

HSCC/HRSR 'ByBox' Historic Touring Cars

Race 14 - Sector Analysis

6 Warren Briggs (K1) — Ford Mustang

lap	Sect-1	Speed	Sect-2	Speed	Sect-3	Speed	TopSpeed	laptime	pit	lap	Sect-1	Speed	Sect-2	Speed	Sect-3	Speed	Topspeed	laptime	pit
1		105.7	44.747	91.4	29.432	94.9		1:57.759		7	31.496	112.8	42.264	90.7	29.679	91.8		1:43.439	
2	31.062	112.2	42.993	91.7	29.556	93.9		1:43.611		8	31.466	111.7	42.932	88.9	29.575	94.3		1:43.973	
3	31.141	113.4	43.657	92.9	29.775	94.5		1:44.573		9	32.332	111.7	42.921	89.0	30.067	93.2		1:45.320	
4	31.302	110.9	43.278	89.2	29.727	92.7		1:44.307		10	31.372	113.2	43.144	90.1	29.978	94.7		1:44.494	
5	31.786	109.5	42.938	91.3	29.876	92.4		1:44.600		11	32.161	110.6	43.172	89.4	30.157	91.9		1:45.490	
6	31.521	110.6	43.469	90.6	29.615	92.9		1:44.605		12	31.726	111.5	43.305	87.8	30.051	90.3		1:45.082	

11 Thomas Clynes (K3) — Saab 96

lap	Sect-1	Speed	Sect-2	Speed	Sect-3	Speed	TopSpeed	laptime	pit	lap	Sect-1	Speed	Sect-2	Speed	Sect-3	Speed	Topspeed	laptime	pit
1		48.6	1:11.511	51.3	42.058	47.2		2:57.219		5	52.249	50.7	1:08.304	52.7	41.898	47.8		2:42.451	
2	51.753	47.6	1:13.876	49.6	43.134	48.5		2:48.763		6	53.435	49.3	1:13.535	51.0	43.382	47.1		2:50.352	
3	54.177	47.9	1:09.316	52.6	41.360	46.8		2:44.853		7	51.240	51.1	1:08.205	52.8	44.791	47.9		2:44.236	
4	52.094	49.1	1:10.813	53.4	43.286	47.7		2:46.193		8	52.628	50.8	1:09.640	50.8	42.616	47.5		2:44.884	

25 Jimmy Sime (K3) — Morris Mini Cooper S

lap	Sect-1	Speed	Sect-2	Speed	Sect-3	Speed	TopSpeed	laptime	pit	lap	Sect-1	Speed	Sect-2	Speed	Sect-3	Speed	Topspeed	laptime	pit
1		92.4	46.450	84.0	30.477	82.6		1:59.902		7	33.662	92.7	44.218	83.0	30.409	82.6		1:48.289	
2	34.180	90.2	45.538	81.6	29.995	82.4		1:49.713		8	33.356	91.3	43.960	83.3	30.079	83.8		1:47.395	
3	33.829	90.2	46.266	83.4	30.008	82.2		1:50.103		9	33.513	92.1	44.976	83.6	31.275	82.7		1:49.764	
4	34.785	90.7	44.818	83.0	30.215	82.6		1:49.818		10	33.212	92.9	44.512	83.0	30.050	82.6		1:47.774	
5	33.397	91.6	44.447	83.0	30.048	82.6		1:47.892		11	33.475	91.3	47.781	81.1	30.960	83.5		1:52.216	
6	33.412	91.8	44.227	82.4	30.331	82.4		1:47.970		12	33.670	91.7	45.079	83.0	30.317	83.0		1:49.066	

47 Nigel Cox (K2) — Ford Lotus Cortina

lap	Sect-1	Speed	Sect-2	Speed	Sect-3	Speed	TopSpeed	laptime	pit	lap	Sect-1	Speed	Sect-2	Speed	Sect-3	Speed	Topspeed	laptime	pit
1		95.2	1:02.618	80.4	31.381	83.5		2:15.713		7	34.584	93.2	47.088	81.8	31.224	82.2		1:52.896	
2	34.998	92.8	46.105	82.5	31.909	83.0		1:53.012		8	34.351	94.3	45.422	79.2	31.339	82.1		1:51.112	
3	34.019	94.3	47.712	81.5	31.507	83.0		1:53.238		9	33.975	95.7	45.465	82.7	31.082	81.7		1:50.522	
4	35.104	94.0	46.984	81.6	31.692	81.7		1:53.780		10	34.148	95.2	45.904	83.0	31.550	81.1		1:51.602	
5	34.519	95.1	45.691	82.3	31.448	82.2		1:51.658		11	34.800	93.5	47.388	80.9	31.109	80.4		1:53.297	
6	34.198	94.9	46.008	81.7	31.663	81.0		1:51.869		12									

49 Peter Hore (C) — Ford Lotus Cortina

lap	Sect-1	Speed	Sect-2	Speed	Sect-3	Speed	TopSpeed	laptime	pit	lap	Sect-1	Speed	Sect-2	Speed	Sect-3	Speed	Topspeed	laptime	pit
1		99.7	44.321	87.5	29.812	87.8		1:53.265		7	32.616	99.6	44.440	85.6	29.728	87.6		1:46.784	
2	32.952	98.3	44.035	85.4	29.807	88.1		1:46.794		8	32.370	99.4	44.566	85.7	30.147	86.8		1:47.083	
3	32.771	97.0	45.446	83.9	29.812	88.1		1:48.029		9	32.621	98.8	43.682	85.4	29.502	87.7		1:45.805	
4	33.610	97.0	44.504	87.2	29.549	87.3		1:47.663		10	32.334	99.9	43.201	86.1	29.543	86.8		1:45.078	
5	32.968	98.8	45.028	86.6	29.714	88.2		1:47.710		11	32.080	100.6	43.386	85.4	29.620	87.7		1:45.086	
6	33.342	97.3	44.718	86.8	29.842	88.0		1:47.902		12	32.655	97.8	44.644	82.1	30.936	87.8		1:48.235	

54 Neil Wood (C) — Ford Anglia 105E

lap	Sect-1	Speed	Sect-2	Speed	Sect-3	Speed	TopSpeed	laptime	pit	lap	Sect-1	Speed	Sect-2	Speed	Sect-3	Speed	Topspeed	laptime	pit
1		101.2	43.629	87.2	30.165	85.3		1:53.100		7	33.145	98.8	43.412	87.4	29.973	86.8		1:46.530	
2	32.157	98.4	43.237	85.4	30.104	85.6		1:45.498		8	32.004	99.9	44.806	86.9	30.092	85.7		1:46.902	
3	32.216	98.3	45.073	87.5	29.782	87.3		1:47.071		9	32.435	100.6	44.242	86.7	30.053	84.5		1:46.730	
4	57.310	98.3	43.909	87.5	29.577	84.8		2:10.796		10	32.464	99.9	43.885	85.2	30.301	85.8		1:46.650	
5	32.437	99.6	43.942	85.6	30.015	84.9		1:46.394		11	32.486	100.2	50.205	83.2	31.201	85.6		1:53.892	
6	32.399	100.2	44.138	86.1	30.280	85.8		1:46.817		12	33.032	97.3	45.033	85.9	30.556	75.6		1:48.621	

64 Peter Crewes (K3) — Austin Mini Cooper S

lap	Sect-1	Speed	Sect-2	Speed	Sect-3	Speed	TopSpeed	laptime	pit	lap	Sect-1	Speed	Sect-2	Speed	Sect-3	Speed	Topspeed	laptime	pit
1		90.6	45.704	80.4	30.733	79.0		2:01.966		3	35.748	77.3	1:03.263	52.1				2:14.135	
2	35.989	85.7	46.839	76.3	31.120	77.1		1:53.948		4									

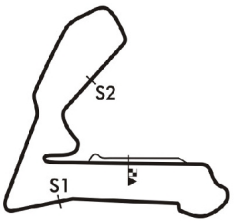

Session Start: 13:55:09 - Finish: 14:16:02
Weather/Track Conditions: Cloud/Dry
Circuit: Croft
Track Length: 3.380 Km - 2.1002 miles

MST

Full results available at www.mstworld.com. Email: timing@mstworld.com

Printed : 07-08-2016 - 14:18

"Croft Nostalgia Weekend" Historic Race Meeting - 6 - 7 Aug 2016

HSCC/HRSR 'ByBox' Historic Touring Cars

Race 14 - Sector Analysis

67 James Clarke (C) — Ford Lotus Cortina

lap	Sect-1	Speed	Sect-2	Speed	Sect-3	Speed	TopSpeed	laptime	pit	lap	Sect-1	Speed	Sect-2	Speed	Sect-3	Speed	Topspeed	laptime	pit
1		99.3	43.467	84.9	29.174	86.0		1:50.884		7	31.924	99.7	42.736	86.6	29.433	86.0		1:44.093	
2	32.007	97.8	42.838	85.6	29.438	86.1		1:44.283		8	31.947	99.9	42.847	87.7	29.516	86.6		1:44.310	
3	32.111	98.3	48.021	86.1	29.432	86.1		1:49.564		9	32.352	98.3	42.948	87.8	29.589	86.0		1:44.889	
4	32.085	98.0	44.032	86.7	29.931	86.9		1:46.048		10	31.955	99.6	42.826	87.8	29.530	86.0		1:44.311	
5	31.879	100.0	42.717	88.0	30.010	86.1		1:44.606		11	32.319	98.5	43.005	87.5	29.597	86.5		1:44.921	
6	31.876	100.6	43.113	85.8	29.776	86.7		1:44.765		12	32.128	99.0	42.929	86.3	29.954	85.8		1:45.011	

69 Bob Bullen (C) — Ford Anglia 105E

lap	Sect-1	Speed	Sect-2	Speed	Sect-3	Speed	TopSpeed	laptime	pit	lap	Sect-1	Speed	Sect-2	Speed	Sect-3	Speed	Topspeed	laptime	pit
1		96.0	43.996	85.8	29.947	84.7		1:56.426		7	32.046	100.2	43.809	85.4	30.165	83.1		1:46.020	
2	32.384	93.9	43.783	84.4	30.087	85.3		1:46.254		8	32.640	98.0	43.916	85.5	29.986	84.5		1:46.542	
3	31.679	98.1	45.642	82.1	30.137	84.6		1:47.458		9	31.901	97.3	43.522	86.9	30.024	83.9		1:45.447	
4	33.389	95.3	43.465	84.6	29.873	84.6		1:46.727		10	32.192	96.6	43.197	87.0	30.126	83.8		1:45.515	
5	32.346	97.8	44.288	86.3	29.773	84.5		1:46.407		11	31.939	95.6	43.565	85.4	30.479	84.9		1:45.983	
6	34.206	95.1	44.560	86.6	30.172	85.1		1:48.938		12	32.477	97.5	44.200	81.6	30.580	84.6		1:47.257	

79 Mark Jones (K2) — Ford Lotus Cortina

lap	Sect-1	Speed	Sect-2	Speed	Sect-3	Speed	TopSpeed	laptime	pit	lap	Sect-1	Speed	Sect-2	Speed	Sect-3	Speed	Topspeed	laptime	pit
1		99.3	42.723	89.2	29.099	87.6		1:49.479		7	31.594	101.7	42.514	87.3	29.624	86.6		1:43.732	
2	31.020	101.7	42.477	88.1	29.410	87.0		1:42.907		8	31.497	102.5	42.571	87.8	29.459	86.5		1:43.527	
3	31.451	101.7	44.059	88.9	29.296	86.8		1:44.806		9	31.784	102.3	42.807	86.7	29.514	86.7		1:44.105	
4	31.488	101.4	42.651	86.7	29.431	87.2		1:43.570		10	31.869	102.0	42.384	88.1	29.335	87.2		1:43.588	
5	31.619	102.1	42.726	86.0	29.400	86.5		1:43.745		11	31.762	102.1	44.132	87.3	29.792	86.5		1:45.686	
6	32.205	99.4	42.667	86.8	29.404	86.6		1:44.276		12	32.131	101.2	43.421	86.3	29.869	83.2		1:45.421	

81 Edmund Glaister (I) — Ford Anglia 100E

lap	Sect-1	Speed	Sect-2	Speed	Sect-3	Speed	TopSpeed	laptime	pit	lap	Sect-1	Speed	Sect-2	Speed	Sect-3	Speed	Topspeed	laptime	pit
1		88.1	48.110	78.0	31.488	77.0		2:04.361		7	35.255	86.4	48.435	79.1	32.603	75.6		1:56.293	
2	36.601	84.2	47.821	77.4	32.382	76.4		1:56.804		8	35.339	86.3	47.755	78.6	31.975	75.1		1:55.069	
3	35.275	86.5	49.568	77.6	32.249	76.8		1:57.092		9	35.364	87.5	47.042	79.8	32.330	75.4		1:54.736	
4	38.180	83.6	48.892	77.9	32.366	75.8		1:59.438		10	36.099	84.6	47.975	78.5	32.705	75.8		1:56.779	
5	35.372	86.8	48.396	78.3	32.045	75.9		1:55.813		11	35.610	84.7	48.144	78.2	32.416	77.0		1:56.170	
6	35.375	86.8	47.440	78.5	31.854	76.8		1:54.669		12									

84 Steve Jones (K3) — Morris Mini Cooper S

lap	Sect-1	Speed	Sect-2	Speed	Sect-3	Speed	TopSpeed	laptime	pit	lap	Sect-1	Speed	Sect-2	Speed	Sect-3	Speed	Topspeed	laptime	pit
1		94.3	46.402	84.7	30.589	84.2		2:00.871		7	33.667	95.9	44.561	84.6	30.034	83.8		1:48.262	
2	33.784	93.2	45.383	84.4	30.046	83.5		1:49.213		8	33.751	93.2	44.887	83.7	30.921	83.0		1:49.559	
3	33.976	93.5	46.435	84.4	29.843	83.8		1:50.254		9	33.224	94.3	45.352	83.4	30.152	82.8		1:48.728	
4	34.380	94.1	45.070	85.3	30.494	83.0		1:49.944		10	33.323	93.7	44.220	85.1	30.418	83.1		1:47.961	
5	33.681	93.5	44.734	83.7	29.644	83.8		1:48.059		11	33.426	92.8	46.392	82.8	31.105	84.0		1:50.923	
6	33.189	95.1	44.348	84.8	30.038	84.1		1:47.575		12	33.437	95.6	45.385	83.6	30.437	84.0		1:49.259	

85 Roger Godfrey (D) — Austin Mini Cooper S

lap	Sect-1	Speed	Sect-2	Speed	Sect-3	Speed	TopSpeed	laptime	pit	lap	Sect-1	Speed	Sect-2	Speed	Sect-3	Speed	Topspeed	laptime	pit
1		95.2	46.500	84.2	30.559	84.2		2:00.286		7	33.670	92.9	44.316	83.5	30.494	81.8		1:48.480	
2	54.275	90.1	44.478	83.1	30.310	83.3		2:09.063		8	33.742	92.8	44.421	83.2	30.682	81.5		1:48.845	
3	33.556	94.4	44.972	82.4	30.574	83.7		1:49.102		9	34.236	92.3	44.310	83.5	30.647	81.3		1:49.193	
4	36.488	90.7	44.497	82.6	30.510	82.2		1:51.495		10	33.571	92.9	44.237	83.0	30.722	81.6		1:48.530	
5	33.638	91.1	44.105	83.0	30.362	81.9		1:48.105		11	33.445	93.5	44.355	81.9	30.766	81.6		1:48.566	
6	33.594	91.9	44.347	82.4	30.461	82.4		1:48.402		12	34.014	91.1	45.284	82.0	30.709	82.1		1:50.007	

94 Steve Platts (E) — Singer Chamois

lap	Sect-1	Speed	Sect-2	Speed	Sect-3	Speed	TopSpeed	laptime	pit	lap	Sect-1	Speed	Sect-2	Speed	Sect-3	Speed	Topspeed	laptime	pit
1		94.4	43.954	84.2	30.426	80.8		1:54.302		7	32.339	94.7	43.462	84.5	30.302	81.8		1:46.103	
2	32.442	94.5	44.301	82.7	30.385	80.0		1:47.128		8	32.225	96.3	44.127	84.6	30.471	81.0		1:46.823	
3	32.534	93.5	46.396	81.9	30.649	80.4		1:49.579		9	32.585	95.3	44.078	83.6	30.201	80.4		1:46.864	
4	33.564	92.4	43.856	81.1	30.252	80.1		1:47.672		10	32.777	92.3	43.674	83.1	30.112	81.5		1:46.563	
5	32.951	91.7	43.611	84.6	29.848	80.4		1:46.410		11	32.792	93.2	43.964	83.1	30.165	81.3		1:46.921	
6	32.783	95.7	44.538	84.3	30.644	81.0		1:47.965		12	34.514	88.4	44.535	83.8	30.332	80.7		1:49.381	

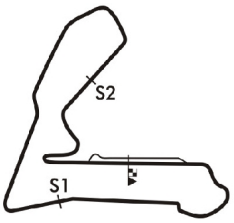

Session Start: 13:55:09 - Finish: 14:16:02
Weather/Track Conditions: Cloud/Dry
Circuit: Croft
Track Length: 3.380 Km - 2.1002 miles

"Croft Nostalgia Weekend" Historic Race Meeting - 6 - 7 Aug 2016

HSCC/HRSR 'ByBox' Historic Touring Cars

Race 14 - Sector Analysis

95	Shaun Hazlewood (E)									Hillman Imp									
lap	Sect-1	Speed	Sect-2	Speed	Sect-3	Speed	TopSpeed	laptime	pit	lap	Sect-1	Speed	Sect-2	Speed	Sect-3	Speed	Topspeed	laptime	pit
1		69.4	54.302	66.1	34.179	62.4		2:16.109		2									

177	Adam Gittings (C)									Ford Anglia 105E									
lap	Sect-1	Speed	Sect-2	Speed	Sect-3	Speed	TopSpeed	laptime	pit	lap	Sect-1	Speed	Sect-2	Speed	Sect-3	Speed	Topspeed	laptime	pit
1		97.0	46.013	81.4	30.368	84.0		1:58.530		6	33.734	97.3	45.093	82.8	30.444	84.5		1:49.271	
2	33.537	95.2	44.822	82.3	30.975	79.7		1:49.334		7	33.505	96.0	44.938	85.8	30.286	83.9		1:48.729	
3	35.016	88.0	55.167	62.8				2:04.802		8	33.912	94.9	44.485	84.4	30.015	84.1		1:48.412	
4	Out	89.7	46.109	85.2	30.499	84.1		7:07.624	P	9	33.903	94.7	45.155	82.6	30.476	84.1		1:49.534	
5	33.568	96.3	44.677	85.5	30.068	85.2		1:48.313		10									

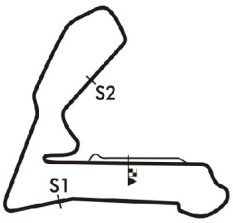

Session Start: 13:55:09 - Finish: 14:16:02
Weather/Track Conditions: Cloud/Dry
Circuit: Croft
Track Length: 3.380 Km - 2.1002 miles

"Croft Nostalgia Weekend" Historic Race Meeting - 6 - 7 Aug 2016

HSCC/HRSR 'ByBox' Historic Touring Cars

Race 14 - Best Sector Times

			Sector 1			Sector 2			Sector 3					
POS	NO	DRIVER/S	TIME	LAP	POS	TIME	LAP	POS	TIME	LAP	POS	IDEAL LAP	BEST LAP	On
1	79	Mark Jones	31.020	2	1	42.384	10	2	29.099	1	1	1:42.503	**1:42.907**	**2**
2	6	Warren Briggs	31.062	2	2	42.264	7	1	29.432	1	3	1:42.758	**1:43.439**	**7**
3	67	James Clarke	31.876	6	4	42.717	5	3	29.174	1	2	1:43.767	**1:44.093**	**7**
4	69	Bob Bullen	31.679	3	3	43.197	10	4	29.773	5	7	1:44.649	**1:45.447**	**9**
5	49	Peter Hore	32.080	11	6	43.201	10	5	29.502	9	4	1:44.783	**1:45.078**	**10**
6	94	Steve Platts	32.225	8	7	43.462	7	7	29.848	5	8	1:45.535	**1:46.103**	**7**
7	54	Neil Wood	32.004	8	5	43.237	2	6	29.577	4	5	1:44.818	**1:45.498**	**2**
8	25	Jimmy Sime	33.212	10	9	43.960	8	8	29.995	2	9	1:47.167	**1:47.395**	**8**
9	84	Steve Jones	33.189	6	8	44.220	10	10	29.644	5	6	1:47.053	**1:47.575**	**6**
10	85	Roger Godfrey	33.445	11	10	44.105	5	9	30.310	2	11	1:47.860	**1:48.105**	**5**
11	47	Nigel Cox	33.975	9	12	45.422	8	12	31.082	9	13	1:50.479	**1:50.522**	**9**
12	81	Edmund Glaister	35.255	7	13	47.042	9	14	31.488	1	14	1:53.785	**1:54.669**	**6**
13	177	Adam Gittings	33.505	7	11	44.485	8	11	30.015	8	10	1:48.005	**1:48.313**	**5**
14	11	Thomas Clynes	51.240	7	16	1:08.205	7	16	41.360	3	16	2:40.805	**2:42.451**	**5**
15	64	Peter Crewes	35.748	3	14	45.704	1	13	30.733	1	12	1:52.185	**1:53.948**	**2**
16	95	Shaun Hazlewood	40.834	2	15	54.302	1	15	34.179	1	15	2:09.315	**2:16.109**	**1**

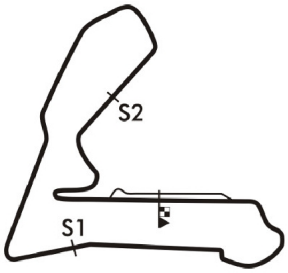

Session Start: 13:55:09 - Finish: 14:16:02
Weather/Track Conditions: Cloud/Dry
Circuit: Croft
Track Length: 3.380 Km - 2.1002 miles

"Croft Nostalgia Weekend" Historic Race Meeting - 6 - 7 Aug 2016

HSCC/HRSR 'ByBox' Historic Touring Cars

Race 14 - Best Sector Speeds

	NO	SECTOR 1	MPH	NO	SECTOR 2	MPH	NO	SECTOR 3	MPH
1	6	Warren Briggs	113.4	6	Warren Briggs	92.9	6	Warren Briggs	94.9
2	79	Mark Jones	102.5	79	Mark Jones	89.2	49	Peter Hore	88.2
3	54	Neil Wood	101.2	67	James Clarke	88.0	79	Mark Jones	87.6
4	49	Peter Hore	100.6	49	Peter Hore	87.5	54	Neil Wood	87.3
5	67	James Clarke	100.6	54	Neil Wood	87.5	67	James Clarke	86.9
6	69	Bob Bullen	100.2	69	Bob Bullen	87.0	69	Bob Bullen	85.3
7	177	Adam Gittings	97.3	177	Adam Gittings	85.8	177	Adam Gittings	85.2
8	94	Steve Platts	96.3	84	Steve Jones	85.3	84	Steve Jones	84.2
9	84	Steve Jones	95.9	94	Steve Platts	84.6	85	Roger Godfrey	84.2
10	47	Nigel Cox	95.7	85	Roger Godfrey	84.2	25	Jimmy Sime	83.8
11	85	Roger Godfrey	95.2	25	Jimmy Sime	84.0	47	Nigel Cox	83.5
12	25	Jimmy Sime	92.9	47	Nigel Cox	83.0	94	Steve Platts	81.8
13	64	Peter Crewes	90.6	64	Peter Crewes	80.4	64	Peter Crewes	79.0
14	81	Edmund Glaister	88.1	81	Edmund Glaister	79.8	81	Edmund Glaister	77.0
15	95	Shaun Hazlewood	69.4	95	Shaun Hazlewood	66.1	95	Shaun Hazlewood	62.4
16	11	Thomas Clynes	51.1	11	Thomas Clynes	53.4	11	Thomas Clynes	48.5

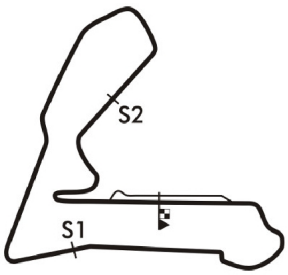

Session Start: 13:55:09 - Finish: 14:16:02
Weather/Track Conditions: Cloud/Dry
Circuit: Croft
Track Length: 3.380 Km - 2.1002 miles

"Croft Nostalgia Weekend" Historic Race Meeting - 6 - 7 Aug 2016

HSCC/HRSR 'ByBox' Historic Touring Cars

Race 14 - Lap Chart

Lap 1			Lap 2			Lap 3			Lap 4			Lap 5			Lap 6		
NO	Behind	Laptime	NO	Behind	Laptime	NO	Behind	Laptime	NO	Behind	Laptime	NO	Behind	Laptime	NO	Behind	Laptime
79		1:49.479	79		1:42.907	79		1:44.806	79		1:43.570	79		1:43.745	79		1:44.276
67	1.405	1:50.884	67	2.781	1:44.283	67	7.539	1:49.564	6	9.488	1:44.307	6	10.343	1:44.600	6	10.672	1:44.605
54	3.621	1:53.100	54	6.212	1:45.498	54	8.477	1:47.071	67	10.017	1:46.048	67	10.878	1:44.606	67	11.367	1:44.765
49	3.786	1:53.265	49	7.673	1:46.794	6	8.751	1:44.573	49	14.989	1:47.663	69	18.765	1:46.407	49	22.580	1:47.902
94	4.823	1:54.302	6	8.984	1:43.611	49	10.896	1:48.029	69	16.103	1:46.727	49	18.954	1:47.710	69	23.427	1:48.938
69	6.947	1:56.426	94	9.044	1:47.128	69	12.946	1:47.458	94	17.919	1:47.672	94	20.584	1:46.410	94	24.273	1:47.965
6	8.280	1:57.759	69	10.294	1:46.254	94	13.817	1:49.579	25	28.774	1:49.818	25	32.921	1:47.892	25	36.615	1:47.970
177	9.051	1:58.530	177	15.478	1:49.334	25	22.526	1:50.103	84	29.520	1:49.944	84	33.834	1:48.059	84	37.133	1:47.575
25	10.423	1:59.902	25	17.229	1:49.713	84	23.146	1:50.254	54	35.703	2:10.796	54	38.352	1:46.394	54	40.893	1:46.817
85	10.807	2:00.286	84	17.698	1:49.213	11	1 LAP	2:48.763	85	49.184	1:51.495	85	53.544	1:48.105	11	2 LAPS	2:46.193
84	11.392	2:00.871	64	23.528	1:53.948	**177**	35.474	2:04.802	47	54.981	1:53.780	47	1:02.894	1:51.658	85	57.670	1:48.402
64	12.487	2:01.966	81	28.779	1:56.804	81	41.065	1:57.092	81	56.933	1:59.438	81	1:09.001	1:55.813	47	1:10.487	1:51.869
81	14.882	2:04.361	47	36.339	1:53.012	85	41.259	1:49.102	11	1 LAP	2:44.853				81	1:19.394	1:54.669
47	26.234	2:15.713	85	36.963	2:09.063	47	44.771	1:53.238									
95	26.630	2:16.109				**64**	52.857	2:14.135									
11	1:07.740	2:57.219															

Session Start: 13:55:09 - Finish: 14:16:02
Weather/Track Conditions: Cloud/Dry
Circuit: Croft
Track Length: 3.380 Km - 2.1002 miles

MST
Full results available at www.mstworld.com. Email: timing@mstworld.com

Printed : 07-08-2016 - 14:20

"Croft Nostalgia Weekend" Historic Race Meeting - 6 - 7 Aug 2016

HSCC/HRSR 'ByBox' Historic Touring Cars

Race 14 - Lap Chart

Lap 7			Lap 8			Lap 9			Lap 10			Lap 11			Lap 12		
NO	Behind	Laptime	NO	Behind	Laptime	NO	Behind	Laptime	NO	Behind	Laptime	NO	Behind	Laptime	NO	Behind	Laptime
79		1:43.732	79		1:43.527	79		1:44.105	79		1:43.588	79		1:45.686	79		1:45.421
6	10.379	1:43.439	11	3 LAPS	2:42.451	6	12.040	1:45.320	81	1 LAP	1:54.736	6	12.750	1:45.490	47	1 LAP	1:53.297
67	11.728	1:44.093	6	10.825	1:43.973	67	13.295	1:44.889	6	12.946	1:44.494	67	13.253	1:44.921	6	12.411	1:45.082
49	25.632	1:46.784	67	12.511	1:44.310	69	30.072	1:45.447	67	14.018	1:44.311	81	1 LAP	1:56.779	67	12.843	1:45.011
69	25.715	1:46.020	69	28.730	1:46.542	49	30.888	1:45.805	69	31.999	1:45.515	11	4 LAPS	2:44.236	81	1 LAP	1:56.170
94	26.644	1:46.103	49	29.188	1:47.083	94	32.699	1:46.864	49	32.378	1:45.078	49	31.778	1:45.086	69	34.132	1:47.257
25	41.172	1:48.289	94	29.940	1:46.823	54	49.691	1:46.730	94	35.674	1:46.563	69	32.296	1:45.983	49	34.592	1:48.235
84	41.663	1:48.262	25	45.040	1:47.395	25	50.699	1:49.764	54	52.753	1:46.650	94	36.909	1:46.921	94	40.869	1:49.381
54	43.691	1:46.530	54	47.066	1:46.902	84	52.318	1:48.728	25	54.885	1:47.774	54	1:00.959	1:53.892	54	1:04.159	1:48.621
177	3 LAPS	7:07.624	84	47.695	1:49.559	177	3 LAPS	1:49.271	84	56.691	1:47.961	25	1:01.415	1:52.216	25	1:05.060	1:49.066
85	1:02.418	1:48.480	177	3 LAPS	1:48.313	11	3 LAPS	2:50.352	177	3 LAPS	1:48.729	84	1:01.928	1:50.923	84	1:05.766	1:49.259
47	1:19.651	1:52.896	85	1:07.736	1:48.845	85	1:12.824	1:49.193	85	1:17.766	1:48.530	177	3 LAPS	1:48.412	177	3 LAPS	1:49.534
81	1:31.955	1:56.293	47	1:27.236	1:51.112	47	1:33.653	1:50.522	47	1:41.667	1:51.602	85	1:20.646	1:48.566	11	4 LAPS	2:44.884
			81	1:43.497	1:55.069										85	1:25.232	1:50.007

Session Start: 13:55:09 - Finish: 14:16:02
Weather/Track Conditions: Cloud/Dry
Circuit: Croft
Track Length: 3.380 Km - 2.1002 miles

"Croft Nostalgia Weekend" Historic Race Meeting - 6 - 7 Aug 2016

HSCC/FJHRA Silverline Historic Formula Junior

Race 15 - Classification

Sheet No:

POS	NO	DRIVER/S	CLASS	CLASS POS	CAR MAKE / MODEL	TIME	LAPS	GAP	DIFF	MPH	BEST	ON
1	91	Jonathon Hughes	E1	1	Brabham BT6	20:50.677	13	-- 13 laps		78.58	1:34.562	10
2	166	Cameron Jackson	E1	2	Brabham BT2	20:50.844	13	0.167	0.167	78.58	1:34.529	11
3	75	Peter Morton	E1	3	Lightning Envoyette	21:50.496	13	59.819	59.652	75.00	1:37.271	13
4	82	Andrew Garside	E1	4	Lotus 20/22	21:53.294	13	1:02.617	2.798	74.84	1:38.824	13
5	73	Peter Anstiss	E1	5	Lotus 20/22	22:11.404	13	1:20.727	18.110	73.82	1:40.887	3
6	59	Robin Longdon	E1	6	Lola Mk5A	22:16.041	13	1:25.364	4.637	73.56	1:40.452	12
7	83	Jonathan Fyda	D2	1	U2 Mk3	22:18.938	13	1:28.261	2.897	73.41	1:40.724	8
8	48	Jim Blockley	D2	2	Caravelle Mk2	22:20.023	13	1:29.346	1.085	73.35	1:40.946	6
9	98	Christopher Merrick	E1	7	Cooper T59	20:52.374	12	-- 12 laps	15.503	72.45	1:42.511	10
10	14	Crispian Besley	C2	1	Cooper T56	21:20.688	12	28.314	28.314	70.84	1:45.264	3
11	46	Chris Alford	C2	2	Elva 200	21:46.795	12	54.421	26.107	69.43	1:46.998	7
12	20	John Sykes	B2	1	Merlyn Mk2	21:47.471	12	55.097	0.676	69.39	1:46.178	2
13	38	Gil Duffy	C2	3	Kieft FJ	21:48.421	12	56.047	0.950	69.34	1:46.165	12
14	29	Bill Grimshaw	B2	2	Moorland Mk1	21:49.747	12	57.373	1.326	69.27	1:45.447	9
15	40	Chris Wilks	C2	4	Deep Sanderson DS104	22:04.866	12	1:12.492	15.119	68.48	1:48.229	2
16	130	Nigel Russell	B2	3	FMZ FJ	22:13.272	12	1:20.898	8.406	68.05	1:48.117	7
17	30	Roger Skipp	C2	5	Emeryson FJ	22:22.218	12	1:29.844	8.946	67.59	1:47.693	9
18	35	Andy Harrison	C2	6	Envoy Ford	22:29.316	12	1:36.942	7.098	67.24	1:46.411	9
19	9	Anthony Olissoff	B1	1	Elfin Mk1	22:31.331	12	1:38.957	2.015	67.14	1:48.769	7
20	171	Andrew Thorpe	D2	3	Lotus 20	22:47.153	12	1:54.779	15.822	66.36	1:49.147	11
21	62	Peter Hawkey	D2	4	Lotus 20	20:55.758	11	-- 11 laps	5.510	66.23	1:49.729	7
22	39	Simon Durling	C1	1	Lotus 18	20:56.363	11	0.605	0.605	66.19	1:49.824	7
		---------- NOT CLASSIFIED ----------										
DNF	140	Michael Ashley-Brown	C2		Britannia	13:31.801	7	-- 7 laps --	3.167	65.19	1:52.222	6
DNF	77	Richard Nitschke	E1		Elfin Catalina	3:47.162	2	-- 2 laps --		66.57	1:48.448	2
DNF	4	Graham Barron	B1		Gemini Mk2	4:16.823	2	29.661	29.661	58.87	2:17.513	1
DNF	81	Stephen Futter	D2		Lotus 20							

---------- FASTEST LAP SUMMARY ----------

NO	DRIVER/S	CLASS	CAR MAKE / MODEL	FASTEST LAP	ON	MPH
166	Cameron Jackson	E1	Brabham BT2	1:34.529	11	79.98
83	Jonathan Fyda	D2	U2 Mk3	1:40.724	8	75.06
14	Crispian Besley	C2	Cooper T56	1:45.264	3	71.83
29	Bill Grimshaw	B2	Moorland Mk1	1:45.447	9	71.70
9	Anthony Olissoff	B1	Elfin Mk1	1:48.769	7	69.51
39	Simon Durling	C1	Lotus 18	1:49.824	7	68.85

Session Start: 14:30:12 - Finish: 14:51:02
Weather/Track Conditions: Cloud/Dry
Circuit: Croft
Track Length: 3.380 Km - 2.1002 miles

These results are provisional until the conclusion of any judicial and technical matters.

Clerk of the Course:	Timekeeper:	Issued at:
Julian Floyd	Nick Palmer	

MST

Printed : 07-08-2016 - 14:54

Full results available at www.mstworld.com. Email: timing@mstworld.com

"Croft Nostalgia Weekend" Historic Race Meeting - 6 - 7 Aug 2016

HSCC/FJHRA Silverline Historic Formula Junior

Race 15 - Sector Analysis

4 Graham Barron (B1) — Gemini Mk2

lap	Sect-1	Speed	Sect-2	Speed	Sect-3	Speed	TopSpeed	laptime	pit	lap	Sect-1	Speed	Sect-2	Speed	Sect-3	Speed	Topspeed	laptime	pit
1		67.9	51.220	66.2	32.695	64.0		2:17.513		2	38.323	72.6	50.877	66.6				1:59.310	

9 Anthony Olissoff (B1) — Elfin Mk1

lap	Sect-1	Speed	Sect-2	Speed	Sect-3	Speed	TopSpeed	laptime	pit	lap	Sect-1	Speed	Sect-2	Speed	Sect-3	Speed	Topspeed	laptime	pit
1		85.1	48.755	80.8	30.866	78.1		2:09.264		7	33.960	88.7	44.629	84.2	30.180	78.5		1:48.769	
2	36.052	88.4	47.510	80.1	30.363	78.1		1:53.925		8	34.538	87.8	44.889	83.1	30.126	79.9		1:49.553	
3	33.734	90.1	50.286	76.1	30.816	78.5		1:54.836		9	33.942	90.6	45.912	82.5	30.812	77.9		1:50.666	
4	35.882	83.5	45.924	80.5	30.208	78.0		1:52.014		10	34.197	88.0	45.335	80.3	31.123	78.5		1:50.655	
5	34.690	87.0	45.357	81.4	30.230	77.7		1:50.277		11	34.335	87.5	46.744	80.7	30.769	79.1		1:51.848	
6	33.769	87.3	45.619	81.1	30.255	78.5		1:49.643		12	34.211	86.1	45.153	80.4	30.517	75.3		1:49.881	

14 Crispian Besley (C2) — Cooper T56

lap	Sect-1	Speed	Sect-2	Speed	Sect-3	Speed	TopSpeed	laptime	pit	lap	Sect-1	Speed	Sect-2	Speed	Sect-3	Speed	Topspeed	laptime	pit
1		97.4	43.526	89.2	28.473	89.1		1:53.736		7	32.980	95.9	44.079	86.9	29.004	87.3		1:46.063	
2	32.384	99.6	43.321	89.6	29.688	83.5		1:45.393		8	33.095	95.3	43.493	88.9	29.334	86.4		1:45.922	
3	32.474	96.0	43.713	84.8	29.077	87.0		1:45.264		9	32.820	95.7	43.682	87.6	29.231	83.4		1:45.733	
4	32.329	97.4	43.769	86.3	29.742	84.3		1:45.840		10	33.075	97.1	44.399	86.3	28.918	84.1		1:46.392	
5	33.328	94.4	43.829	87.8	29.104	84.4		1:46.261		11	33.162	95.2	44.425	87.0	29.360	83.6		1:46.947	
6	32.705	95.9	44.161	85.5	28.795	86.1		1:45.661		12	33.159	95.2	44.567	77.1	29.750	83.8		1:47.476	

20 John Sykes (B2) — Merlyn Mk2

lap	Sect-1	Speed	Sect-2	Speed	Sect-3	Speed	TopSpeed	laptime	pit	lap	Sect-1	Speed	Sect-2	Speed	Sect-3	Speed	Topspeed	laptime	pit
1		88.0	46.365	87.3	30.014	85.8		2:01.587		7	33.220	98.0	43.915	89.1	29.951	86.6		1:47.086	
2	32.527	98.0	44.389	89.7	29.262	86.9		1:46.178		8	32.805	97.8	45.497	88.5	29.999	86.0		1:48.301	
3	32.979	94.9	44.655	89.7	29.359	87.3		1:46.993		9	32.802	99.1	43.819	89.7	31.405	82.6		1:48.026	
4	33.023	95.9	44.563	90.1	29.791	87.6		1:47.377		10	33.455	97.0	45.465	86.1	29.100	89.6		1:48.020	
5	33.660	97.5	45.208	88.5	30.412	84.8		1:49.280		11	33.558	94.7	45.655	87.7	30.177	85.6		1:49.390	
6	33.958	95.7	44.185	88.5	29.474	86.4		1:47.617		12	32.678	94.1	44.912	86.3	30.026	85.9		1:47.616	

29 Bill Grimshaw (B2) — Moorland Mk1

lap	Sect-1	Speed	Sect-2	Speed	Sect-3	Speed	TopSpeed	laptime	pit	lap	Sect-1	Speed	Sect-2	Speed	Sect-3	Speed	Topspeed	laptime	pit
1		90.0	46.778	83.3	30.271	80.4		2:01.569		7	33.183	91.9	43.815	85.2	29.229	81.2		1:46.227	
2	32.996	94.3	45.020	85.2	30.207	80.3		1:48.223		8	34.404	91.2	44.782	85.1	29.270	82.0		1:48.456	
3	33.930	91.6	46.866	84.3	29.924	82.1		1:50.720		9	32.697	94.0	43.231	85.6	29.519	81.3		1:45.447	
4	33.870	93.5	43.940	84.0	29.775	80.0		1:47.585		10	32.874	94.7	44.817	85.6	30.025	81.3		1:47.716	
5	33.373	91.9	44.241	84.9	30.178	79.5		1:47.792		11	32.959	94.5	45.194	87.0	32.464	75.5		1:50.617	
6	33.492	90.8	44.685	84.7	30.045	81.0		1:48.222		12	33.059	95.2	44.367	80.9	29.747	80.4		1:47.173	

30 Roger Skipp (C2) — Emeryson FJ

lap	Sect-1	Speed	Sect-2	Speed	Sect-3	Speed	TopSpeed	laptime	pit	lap	Sect-1	Speed	Sect-2	Speed	Sect-3	Speed	Topspeed	laptime	pit
1		91.6	51.271	79.9	30.961	80.0		2:11.783		7	33.932	94.9	44.998	83.7	30.422	81.7		1:49.352	
2	34.715	93.7	49.176	78.4	32.262	82.3		1:56.153		8	34.103	93.1	45.148	80.6	30.177	81.4		1:49.428	
3	34.577	94.3	46.853	83.8	30.958	82.7		1:52.388		9	33.544	95.2	44.331	81.4	29.818	82.0		1:47.693	
4	33.927	90.6	46.020	81.8	30.084	82.2		1:50.031		10	33.649	95.2	44.950	82.8	29.895	80.4		1:48.494	
5	34.497	93.1	45.863	83.2	30.414	82.8		1:50.774		11	33.502	92.7	45.268	82.6	29.785	81.7		1:48.555	
6	32.885	96.6	45.177	84.8	30.061	80.8		1:48.123		12	33.691	92.9	45.750	84.4	30.003	82.6		1:49.444	

35 Andy Harrison (C2) — Envoy Ford

lap	Sect-1	Speed	Sect-2	Speed	Sect-3	Speed	TopSpeed	laptime	pit	lap	Sect-1	Speed	Sect-2	Speed	Sect-3	Speed	Topspeed	laptime	pit
1		94.0	45.359	84.8	30.247	83.4		1:59.045		7	32.748	96.3	44.047	86.4	30.287	84.2		1:47.082	
2	32.643	96.7	44.448	82.1	30.688	79.7		1:47.779		8	32.236	95.9	45.867	84.7	30.186	85.2		1:48.289	
3	32.695	97.4	45.399	86.1	30.133	83.3		1:48.227		9	32.162	98.5	44.350	84.4	29.899	84.1		1:46.411	
4	32.958	95.1	45.126	84.7	30.235	83.0		1:48.319		10	1:06.335	82.6	44.770	86.8	29.682	83.4		2:20.787	
5	32.598	96.3	44.679	86.1	31.242	82.8		1:48.519		11	32.844	94.5	44.490	85.3	29.905	84.2		1:47.239	
6	32.829	94.5	44.481	85.4	29.877	84.7		1:47.187		12	33.426	95.2	50.217	62.2	36.789	52.1		2:00.432	

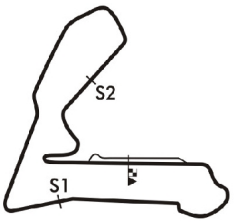

Session Start: 14:30:12 - Finish: 14:51:02
Weather/Track Conditions: Cloud/Dry
Circuit: Croft
Track Length: 3.380 Km - 2.1002 miles

"Croft Nostalgia Weekend" Historic Race Meeting - 6 - 7 Aug 2016

HSCC/FJHRA Silverline Historic Formula Junior

Race 15 - Sector Analysis

38 Gil Duffy (C2) — Kieft FJ

lap	Sect-1	Speed	Sect-2	Speed	Sect-3	Speed	TopSpeed	laptime	pit	lap	Sect-1	Speed	Sect-2	Speed	Sect-3	Speed	Topspeed	laptime	pit
1		97.4	44.168	86.6	29.727	88.0		1:56.448		7	33.179	97.7	43.680	89.2	29.985	89.7		1:46.844	
2	33.395	96.8	45.073	88.0	29.771	89.2		1:48.239		8	32.580	95.5	46.006	88.7	30.224	89.5		1:48.810	
3	32.901	98.4	45.149	86.7	30.381	88.5		1:48.431		9	32.577	100.6	44.139	90.0	36.220	89.4		1:52.936	
4	32.976	95.9	45.245	86.8	30.354	89.0		1:48.575		10	32.951	98.8	44.714	88.2	30.043	89.1		1:47.708	
5	33.488	98.7	45.148	87.6	29.935	88.9		1:48.571		11	33.131	98.4	43.460	90.0	31.347	86.0		1:47.938	
6	32.903	94.3	44.855	87.7	29.998	89.0		1:47.756		12	32.790	99.7	43.927	88.2	29.448	90.6		1:46.165	

39 Simon Durling (C1) — Lotus 18

lap	Sect-1	Speed	Sect-2	Speed	Sect-3	Speed	TopSpeed	laptime	pit	lap	Sect-1	Speed	Sect-2	Speed	Sect-3	Speed	Topspeed	laptime	pit
1		89.8	49.696	81.1	31.332	84.6		2:11.412		7	33.883	95.9	45.453	84.4	30.488	84.9		1:49.824	
2	34.918	93.2	48.505	77.0	31.165	85.4		1:54.588		8	33.971	94.7	47.823	79.6	31.492	85.1		1:53.286	
3	35.027	93.9	47.395	80.7	31.343	86.0		1:53.765		9	34.229	96.4	45.670	83.4	31.712	84.3		1:51.611	
4	34.741	80.2	47.605	78.8	30.913	85.9		1:53.259		10	34.426	95.5	45.962	83.1	30.743	85.3		1:51.131	
5	36.044	91.8	47.899	79.0	31.100	84.5		1:55.043		11	33.782	95.5	46.768	82.6	31.151	86.0		1:51.701	
6	34.375	94.4	45.633	82.1	30.735	84.6		1:50.743		12									

40 Chris Wilks (C2) — Deep Sanderson DS104

lap	Sect-1	Speed	Sect-2	Speed	Sect-3	Speed	TopSpeed	laptime	pit	lap	Sect-1	Speed	Sect-2	Speed	Sect-3	Speed	Topspeed	laptime	pit
1		91.4	46.868	84.8	30.654	85.5		2:03.021		7	33.516	92.9	46.383	83.9	30.022	83.8		1:49.921	
2	33.218	94.3	44.966	79.8	30.045	84.1		1:48.229		8	33.666	92.9	44.787	78.3	30.059	84.2		1:48.512	
3	33.504	93.3	45.050	81.0	30.134	84.4		1:48.688		9	33.257	93.2	44.938	81.7	30.643	83.3		1:48.838	
4	34.604	86.8	45.285	81.2	30.479	84.1		1:50.368		10	34.242	90.2	45.640	81.8	29.954	84.8		1:49.836	
5	33.789	93.5	45.276	83.0	29.883	84.3		1:48.948		11	34.087	91.6	44.792	81.2	30.462	82.0		1:49.341	
6	33.679	94.7	44.812	79.5	30.284	83.6		1:48.775		12	34.399	89.6	45.511	80.5	30.479	77.5		1:50.389	

46 Chris Alford (C2) — Elva 200

lap	Sect-1	Speed	Sect-2	Speed	Sect-3	Speed	TopSpeed	laptime	pit	lap	Sect-1	Speed	Sect-2	Speed	Sect-3	Speed	Topspeed	laptime	pit
1		95.1	45.449	85.7	29.244	86.4		1:57.728		7	32.849	97.3	44.721	85.7	29.428	86.3		1:46.998	
2	33.479	94.1	45.694	86.5	29.621	86.8		1:48.794		8	32.892	94.7	45.647	86.3	30.101	86.4		1:48.640	
3	32.651	98.3	45.120	86.6	29.473	87.6		1:47.244		9	32.854	97.1	44.632	85.3	30.774	86.7		1:48.260	
4	32.498	98.4	44.989	82.8	29.853	84.8		1:47.340		10	34.026	96.0	45.886	85.9	29.205	86.7		1:49.117	
5	33.532	95.9	45.498	85.6	29.466	85.9		1:48.496		11	33.500	95.3	45.848	84.5	29.415	86.3		1:48.763	
6	33.401	96.6	44.840	86.4	29.419	85.2		1:47.660		12	33.336	95.6	44.882	85.5	29.537	86.3		1:47.755	

48 Jim Blockley (D2) — Caravelle Mk2

lap	Sect-1	Speed	Sect-2	Speed	Sect-3	Speed	TopSpeed	laptime	pit	lap	Sect-1	Speed	Sect-2	Speed	Sect-3	Speed	Topspeed	laptime	pit
1		98.3	43.182	90.2	28.276	88.2		1:52.158		8	31.591	102.0	41.462	90.7	27.990	88.3		1:41.043	
2	31.764	99.9	42.571	88.9	28.682	86.4		1:43.017		9	31.894	101.7	41.853	89.6	27.947	89.0		1:41.694	
3	32.943	100.3	42.994	90.6	28.237	87.4		1:44.174		10	31.512	102.1	41.706	89.1	28.454	89.4		1:41.672	
4	31.458	99.9	42.548	89.4	28.398	86.8		1:42.404		11	31.833	101.5	42.106	91.3	28.204	87.7		1:42.143	
5	32.130	99.9	43.408	90.6	28.088	87.6		1:43.626		12	31.560	101.2	42.555	91.2	27.820	88.4		1:41.935	
6	31.295	101.7	41.858	89.2	27.793	88.7		1:40.946		13	31.492	100.2	42.956	86.3	28.704	81.8		1:43.152	
7	31.909	102.0	41.793	91.8	28.357	88.1		1:42.059		14									

59 Robin Longdon (E1) — Lola Mk5A

lap	Sect-1	Speed	Sect-2	Speed	Sect-3	Speed	TopSpeed	laptime	pit	lap	Sect-1	Speed	Sect-2	Speed	Sect-3	Speed	Topspeed	laptime	pit
1		103.9	42.131	87.4	28.053	92.1		1:49.244		8	31.548	107.2	41.463	94.3	27.632	93.6		1:40.643	
2	30.723	106.5	45.344	80.5	29.077	94.5		1:45.144		9	32.817	102.5	41.277	91.1	27.926	93.6		1:42.020	
3	33.322	96.8	42.553	90.2	28.144	93.1		1:44.019		10	31.434	106.2	41.658	89.6	28.730	94.3		1:41.822	
4	31.254	98.1	42.509	82.1	28.891	89.6		1:42.654		11	31.557	106.5	41.954	91.6	28.357	93.2		1:41.868	
5	31.968	105.5	42.906	85.7	28.223	92.2		1:43.097		12	31.321	105.8	41.297	93.1	27.834	93.7		1:40.452	
6	31.515	104.0	41.500	91.7	28.136	93.2		1:41.151		13	31.736	104.4	41.711	90.0	28.209	89.0		1:41.656	
7	32.271	107.5	41.923	91.6	28.077	92.4		1:42.271		14									

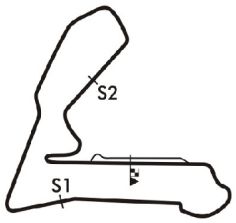

Session Start: 14:30:12 - Finish: 14:51:02
Weather/Track Conditions: Cloud/Dry
Circuit: Croft
Track Length: 3.380 Km - 2.1002 miles

"Croft Nostalgia Weekend" Historic Race Meeting - 6 - 7 Aug 2016

HSCC/FJHRA Silverline Historic Formula Junior

Race 15 - Sector Analysis

62 Peter Hawkey (D2) — Lotus 20

lap	Sect-1	Speed	Sect-2	Speed	Sect-3	Speed	TopSpeed	laptime	pit
1		90.2	49.867	81.6	30.229	88.1		2:09.175	
2	34.455	95.6	51.717	75.4	31.481	85.8		1:57.653	
3	34.509	93.7	48.689	83.3	30.637	88.4		1:53.835	
4	34.258	89.1	48.065	86.4	30.079	88.7		1:52.402	
5	34.267	93.2	48.492	80.0	30.517	87.5		1:53.276	
6	33.853	96.6	46.521	82.4	30.446	85.8		1:50.820	
7	33.740	97.3	45.937	87.6	30.052	87.3		1:49.729	
8	33.864	98.0	48.292	87.4	31.321	86.7		1:53.477	
9	33.999	96.1	46.765	84.4	30.582	84.4		1:51.346	
10	34.637	93.6	46.861	85.9	29.845	87.7		1:51.343	
11	33.783	92.4	47.984	82.8	30.935	85.3		1:52.702	
12									

73 Peter Anstiss (E1) — Lotus 20/22

lap	Sect-1	Speed	Sect-2	Speed	Sect-3	Speed	TopSpeed	laptime	pit
1		101.8	42.266	89.7	27.648	89.6		1:47.882	
2	31.001	102.5	42.895	90.1	27.869	89.6		1:41.765	
3	30.931	102.6	42.027	89.6	27.929	89.7		1:40.887	
4	30.921	102.0	42.685	88.3	28.104	88.2		1:41.710	
5	31.176	102.5	42.612	89.0	27.930	89.2		1:41.718	
6	31.768	100.8	42.400	88.3	28.015	90.0		1:42.183	
7	30.969	102.3	42.702	91.4	28.071	88.9		1:41.742	
8	31.215	102.9	42.874	90.6	28.313	89.1		1:42.402	
9	30.889	102.0	42.233	89.8	28.442	91.2		1:41.564	
10	31.156	103.9	42.835	88.1	28.347	88.0		1:42.338	
11	31.697	101.2	42.919	89.7	28.202	88.5		1:42.818	
12	31.226	99.1	42.977	88.2	28.053	89.6		1:42.256	
13	31.152	101.2	42.508	88.0	28.479	86.4		1:42.139	
14									

75 Peter Morton (E1) — Lightning Envoyette

lap	Sect-1	Speed	Sect-2	Speed	Sect-3	Speed	TopSpeed	laptime	pit
1		98.7	44.189	88.9	29.449	92.8		1:58.607	
2	32.003	105.4	43.712	94.4	28.310	94.5		1:44.025	
3	30.864	106.7	41.794	93.5	27.962	94.9		1:40.620	
4	30.426	107.0	41.760	93.9	27.776	94.9		1:39.962	
5	30.388	108.9	42.186	95.6	27.489	95.2		1:40.063	
6	31.046	107.7	40.143	94.4	27.351	94.9		1:38.540	
7	30.004	108.1	40.672	96.1	27.451	94.8		1:38.127	
8	30.168	108.6	40.951	94.5	27.460	95.2		1:38.579	
9	30.419	106.7	41.081	94.4	28.176	95.1		1:39.676	
10	30.410	107.9	40.062	94.5	27.399	95.5		1:37.871	
11	29.897	108.8	41.602	94.9	27.880	96.1		1:39.379	
12	30.081	108.4	40.434	94.4	27.261	95.5		1:37.776	
13	30.002	106.7	39.923	93.3	27.346	95.9		1:37.271	
14									

77 Richard Nitschke (E1) — Elfin Catalina

lap	Sect-1	Speed	Sect-2	Speed	Sect-3	Speed	TopSpeed	laptime	pit
1		92.6	45.093	89.2	29.731	88.5		1:58.714	
2	34.115	95.3	44.409	87.4	29.924	78.4		1:48.448	

81 Stephen Futter (D2) — Lotus 20

lap	Sect-1	Speed	Sect-2	Speed	Sect-3	Speed	TopSpeed	laptime	pit

82 Andrew Garside (E1) — Lotus 20/22

lap	Sect-1	Speed	Sect-2	Speed	Sect-3	Speed	TopSpeed	laptime	pit
1		103.4	41.727	94.4	27.754	94.9		1:46.594	
2	30.460	105.7	42.156	94.7	27.996	92.1		1:40.612	
3	30.661	104.5	41.500	92.2	27.920	94.5		1:40.081	
4	30.961	103.9	41.633	93.2	27.738	94.4		1:40.332	
5	30.421	105.7	41.586	94.7	27.822	93.3		1:39.829	
6	31.951	104.5	41.727	93.5	27.933	92.3		1:41.611	
7	30.925	104.4	41.290	96.1	28.057	94.0		1:40.272	
8	30.931	104.9	41.434	94.5	29.231	93.6		1:41.596	
9	30.928	104.4	43.886	94.0	27.861	92.2		1:42.675	
10	30.671	104.5	42.838	93.6	27.949	94.9		1:41.458	
11	30.658	105.4	41.470	93.9	27.787	94.3		1:39.915	
12	30.476	103.7	41.198	95.9	27.821	94.8		1:39.495	
13	30.198	107.5	40.325	94.7	28.301	89.0		1:38.824	
14									

83 Jonathan Fyda (D2) — U2 Mk3

lap	Sect-1	Speed	Sect-2	Speed	Sect-3	Speed	TopSpeed	laptime	pit
1		98.5	42.971	92.1	28.203	90.2		1:52.911	
2	30.981	103.4	41.286	86.3	28.777	90.3		1:41.044	
3	33.642	100.8	41.584	87.0	28.557	90.1		1:43.783	
4	31.791	96.3	42.006	87.8	28.823	89.4		1:42.620	
5	32.023	99.4	41.843	88.5	28.289	89.2		1:42.155	
6	32.004	100.2	41.683	88.9	28.625	89.8		1:42.312	
7	32.503	101.2	41.499	90.1	28.346	89.8		1:42.348	
8	31.583	100.6	40.860	90.9	28.281	90.9		1:40.724	
9	32.438	100.3	41.270	90.0	28.358	90.0		1:42.066	
10	31.150	101.7	41.557	89.4	29.016	90.8		1:41.723	
11	32.161	104.5	42.193	87.6	28.286	91.4		1:42.640	
12	31.454	102.3	41.796	87.4	28.599	90.7		1:41.849	
13	31.449	99.6	42.236	85.7	29.078	88.5		1:42.763	
14									

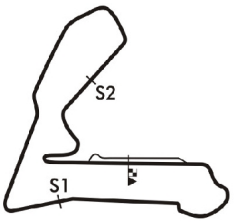

Session Start: 14:30:12 - Finish: 14:51:02
Weather/Track Conditions: Cloud/Dry
Circuit: Croft
Track Length: 3.380 Km - 2.1002 miles

"Croft Nostalgia Weekend" Historic Race Meeting - 6 - 7 Aug 2016

HSCC/FJHRA Silverline Historic Formula Junior

Race 15 - Sector Analysis

91 Jonathon Hughes (E1) — Brabham BT6

lap	Sect-1	Speed	Sect-2	Speed	Sect-3	Speed	TopSpeed	laptime	pit	lap	Sect-1	Speed	Sect-2	Speed	Sect-3	Speed	Topspeed	laptime	pit
1				94.8	27.095	93.6		1:41.897		8	29.056	110.0	40.753	95.7	26.958	94.0		1:36.767	
2	29.144	108.8	39.722	94.9	27.004	93.6		1:35.870		9	29.685	109.3	41.434	93.3	27.286	94.4		1:38.405	
3	29.265	109.5	39.076	95.7	26.656	94.4		1:34.997		10	28.854	110.0	38.886	94.9	26.822	95.1		1:34.562	
4	28.960	108.8	38.982	93.3	26.793	94.3		1:34.735		11	28.954	110.9	38.939	95.3	26.912	94.9		1:34.805	
5	29.019	109.7	38.945	94.8	26.824	94.0		1:34.788		12	28.911	110.6	39.083	94.3	27.228	94.9		1:35.222	
6	29.196	110.2	40.950	94.8	27.175	93.6		1:37.321		13	28.900	110.4	39.787	94.0	27.221	94.9		1:35.908	
7	29.053	110.0	39.600	96.4	26.747	93.5		1:35.400		14									

98 Christopher Merrick (E1) — Cooper T59

lap	Sect-1	Speed	Sect-2	Speed	Sect-3	Speed	TopSpeed	laptime	pit	lap	Sect-1	Speed	Sect-2	Speed	Sect-3	Speed	Topspeed	laptime	pit
1		96.7	43.670	89.6	29.091	86.6		1:53.565		7	32.479	98.4	42.933	90.7	28.354	86.4		1:43.766	
2	32.162	99.6	42.884	89.4	28.305	86.1		1:43.351		8	32.004	99.0	42.666	89.8	28.091	87.2		1:42.761	
3	32.228	100.2	43.316	88.8	28.784	86.0		1:44.328		9	31.951	99.0	43.337	88.9	28.167	87.6		1:43.455	
4	31.895	99.3	43.379	88.8	28.516	86.5		1:43.790		10	31.600	99.6	42.634	90.1	28.277	86.4		1:42.511	
5	32.154	99.0	43.197	89.2	28.452	86.1		1:43.803		11	31.874	100.0	42.773	88.9	28.547	87.3		1:43.194	
6	31.937	99.4	43.121	88.9	28.170	86.0		1:43.228		12	31.689	100.5	43.850	88.2	29.083	86.5		1:44.622	

130 Nigel Russell (B2) — FMZ FJ

lap	Sect-1	Speed	Sect-2	Speed	Sect-3	Speed	TopSpeed	laptime	pit	lap	Sect-1	Speed	Sect-2	Speed	Sect-3	Speed	Topspeed	laptime	pit
1		87.5	46.413	83.4	36.107	81.0		2:09.437		7	33.250	91.6	45.063	82.3	29.804	82.7		1:48.117	
2	35.662	89.5	47.240	83.0	30.117	81.8		1:53.019		8	33.547	89.7	45.228	82.4	29.690	81.7		1:48.465	
3	34.026	90.1	46.172	83.0	30.023	82.0		1:50.221		9	33.662	91.4	45.300	83.3	30.062	81.9		1:49.024	
4	34.063	89.7	45.684	82.6	29.716	81.9		1:49.463		10	33.555	90.2	45.646	84.6	29.860	83.1		1:49.061	
5	33.453	91.7	45.674	82.6	30.447	82.1		1:49.574		11	33.305	90.7	45.198	83.2	30.002	82.2		1:48.505	
6	33.583	89.7	45.789	83.6	29.665	82.3		1:49.037		12	33.547	89.1	45.470	78.9	30.332	79.7		1:49.349	

140 Michael Ashley-Brown (C2) — Britannia

lap	Sect-1	Speed	Sect-2	Speed	Sect-3	Speed	TopSpeed	laptime	pit	lap	Sect-1	Speed	Sect-2	Speed	Sect-3	Speed	Topspeed	laptime	pit
1		81.2	50.179	81.3	31.617	85.6		2:12.817		5	34.412	95.9	47.150	88.2	30.711	86.8		1:52.273	
2	34.531	95.1	48.711	83.2	32.365	86.8		1:55.607		6	34.279	84.4	46.751	87.4	31.192	85.5		1:52.222	
3	34.899	89.0	48.583	85.6	31.347	87.5		1:54.829		7	33.444	99.6	45.888	86.7				1:50.866	
4	34.469	90.4	47.478	86.0	31.240	86.6		1:53.187		8									

166 Cameron Jackson (E1) — Brabham BT2

lap	Sect-1	Speed	Sect-2	Speed	Sect-3	Speed	TopSpeed	laptime	pit	lap	Sect-1	Speed	Sect-2	Speed	Sect-3	Speed	Topspeed	laptime	pit
1				92.8	27.187	93.5		1:42.386		8	29.245	108.1	40.266	94.7	26.770	93.3		1:36.281	
2	29.204	107.2	39.625	93.3	26.969	93.7		1:35.798		9	29.806	109.3	41.543	92.4	27.401	94.3		1:38.750	
3	29.206	108.6	39.177	94.3	26.774	94.0		1:35.157		10	28.992	108.4	38.667	95.3	26.894	94.4		1:34.553	
4	29.177	106.0	39.069	93.5	26.804	93.9		1:35.050		11	28.884	109.5	38.816	96.0	26.829	95.1		1:34.529	
5	29.222	107.2	38.920	93.5	26.635	94.0		1:34.777		12	28.831	111.5	39.282	94.1	27.126	92.9		1:35.239	
6	29.332	108.2	40.613	92.7	26.892	93.5		1:36.837		13	28.963	109.5	39.711	94.5	27.199	95.3		1:35.873	
7	29.113	108.4	39.705	94.1	26.796	93.9		1:35.614		14									

171 Andrew Thorpe (D2) — Lotus 20

lap	Sect-1	Speed	Sect-2	Speed	Sect-3	Speed	TopSpeed	laptime	pit	lap	Sect-1	Speed	Sect-2	Speed	Sect-3	Speed	Topspeed	laptime	pit
1		90.0	48.885	86.5	31.846	87.8		2:08.692		7	34.211	99.7	46.094	89.2	30.100	89.2		1:50.405	
2	34.616	95.3	51.178	83.7	30.511	88.1		1:56.305		8	33.664	99.1	48.380	88.5	30.171	87.8		1:52.215	
3	34.818	97.4	47.829	83.4	30.485	90.3		1:53.132		9	33.765	93.5	46.622	88.4	29.690	88.8		1:50.077	
4	34.312	99.4	48.865	86.0	30.561	88.5		1:53.738		10	34.512	96.1	48.178	89.1	29.794	89.0		1:52.484	
5	35.038	97.4	48.531	88.3	30.276	90.0		1:53.845		11	34.059	99.6	45.375	89.2	29.713	88.9		1:49.147	
6	33.759	100.3	46.411	86.8	30.038	88.5		1:50.208		12	35.941	89.5	48.876	75.7	32.088	86.0		1:56.905	

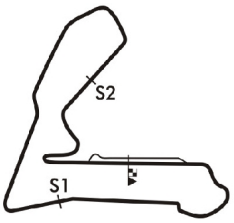

Session Start: 14:30:12 - Finish: 14:51:02
Weather/Track Conditions: Cloud/Dry
Circuit: Croft
Track Length: 3.380 Km - 2.1002 miles

"Croft Nostalgia Weekend" Historic Race Meeting - 6 - 7 Aug 2016

HSCC/FJHRA Silverline Historic Formula Junior

Race 15 - Best Sector Times

			Sector 1			Sector 2			Sector 3					
POS	NO	DRIVER/S	TIME	LAP	POS	TIME	LAP	POS	TIME	LAP	POS	IDEAL LAP	BEST LAP	On
1	91	Jonathon Hughes	28.854	10	2	38.886	10	2	26.656	3	2	1:34.396	**1:34.562**	**10**
2	166	Cameron Jackson	28.831	12	1	38.667	10	1	26.635	5	1	1:34.133	**1:34.529**	**11**
3	75	Peter Morton	29.897	11	3	39.923	13	3	27.261	12	3	1:37.081	**1:37.271**	**13**
4	82	Andrew Garside	30.198	13	4	40.325	13	4	27.738	4	6	1:38.261	**1:38.824**	**13**
5	73	Peter Anstiss	30.889	9	6	42.027	3	8	27.648	1	5	1:40.564	**1:40.887**	**3**
6	59	Robin Longdon	30.723	2	5	41.277	9	6	27.632	8	4	1:39.632	**1:40.452**	**12**
7	83	Jonathan Fyda	30.981	2	7	40.860	8	5	28.203	1	9	1:40.044	**1:40.724**	**8**
8	48	Jim Blockley	31.295	6	8	41.462	8	7	27.793	6	7	1:40.550	**1:40.946**	**6**
9	98	Christopher Merrick	31.600	10	9	42.634	10	9	28.091	8	8	1:42.325	**1:42.511**	**10**
10	14	Crispian Besley	32.329	4	11	43.321	2	11	28.473	1	10	1:44.123	**1:45.264**	**3**
11	46	Chris Alford	32.498	4	12	44.632	9	18	29.205	10	12	1:46.335	**1:46.998**	**7**
12	20	John Sykes	32.527	2	13	43.819	9	13	29.100	10	11	1:45.446	**1:46.178**	**2**
13	38	Gil Duffy	32.577	9	14	43.460	11	12	29.448	12	14	1:45.485	**1:46.165**	**12**
14	29	Bill Grimshaw	32.697	9	15	43.231	9	10	29.229	7	13	1:45.157	**1:45.447**	**9**
15	40	Chris Wilks	33.218	2	17	44.787	8	19	29.883	5	21	1:47.888	**1:48.229**	**2**
16	130	Nigel Russell	33.250	7	18	45.063	7	20	29.665	6	15	1:47.978	**1:48.117**	**7**
17	30	Roger Skipp	32.885	6	16	44.331	9	15	29.785	11	19	1:47.001	**1:47.693**	**9**
18	35	Andy Harrison	32.162	9	10	44.047	7	14	29.682	10	16	1:45.891	**1:46.411**	**9**
19	9	Anthony Olissoff	33.734	3	21	44.629	7	17	30.126	8	22	1:48.489	**1:48.769**	**7**
20	171	Andrew Thorpe	33.664	8	20	45.375	11	21	29.690	9	17	1:48.729	**1:49.147**	**11**
21	62	Peter Hawkey	33.740	7	22	45.937	7	24	29.845	10	20	1:49.522	**1:49.729**	**7**
22	39	Simon Durling	33.782	11	23	45.453	7	22	30.488	7	23	1:49.723	**1:49.824**	**7**
23	140	Michael Ashley-Brown	33.444	7	19	45.888	7	23	30.711	5	24	1:50.043	**1:52.222**	**6**
24	77	Richard Nitschke	34.115	2	24	44.409	2	16	29.731	1	18	1:48.255	**1:48.448**	**2**
25	4	Graham Barron	38.323	2	25	50.877	2	25	32.695	1	25	2:01.895	**2:17.513**	**1**
26	81	Stephen Futter												

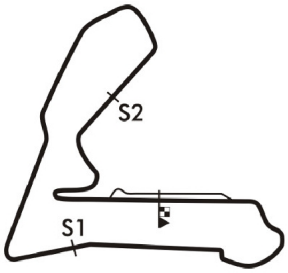

Session Start: 14:30:12 - Finish: 14:51:02
Weather/Track Conditions: Cloud/Dry
Circuit: Croft
Track Length: 3.380 Km - 2.1002 miles

"Croft Nostalgia Weekend" Historic Race Meeting - 6 - 7 Aug 2016

HSCC/FJHRA Silverline Historic Formula Junior

Race 15 - Best Sector Speeds

	NO	SECTOR 1	MPH	NO	SECTOR 2	MPH	NO	SECTOR 3	MPH
1	166	Cameron Jackson	111.5	91	Jonathon Hughes	96.4	75	Peter Morton	96.1
2	91	Jonathon Hughes	110.9	75	Peter Morton	96.1	166	Cameron Jackson	95.3
3	75	Peter Morton	108.9	82	Andrew Garside	96.1	91	Jonathon Hughes	95.1
4	59	Robin Longdon	107.5	166	Cameron Jackson	96.0	82	Andrew Garside	94.9
5	82	Andrew Garside	107.5	59	Robin Longdon	94.3	59	Robin Longdon	94.5
6	83	Jonathan Fyda	104.5	83	Jonathan Fyda	92.1	83	Jonathan Fyda	91.4
7	73	Peter Anstiss	103.9	48	Jim Blockley	91.8	73	Peter Anstiss	91.2
8	48	Jim Blockley	102.1	73	Peter Anstiss	91.4	38	Gil Duffy	90.6
9	38	Gil Duffy	100.6	98	Christopher Merrick	90.7	171	Andrew Thorpe	90.3
10	98	Christopher Merrick	100.5	20	John Sykes	90.1	20	John Sykes	89.6
11	171	Andrew Thorpe	100.3	38	Gil Duffy	90.0	48	Jim Blockley	89.4
12	14	Crispian Besley	99.6	14	Crispian Besley	89.6	14	Crispian Besley	89.1
13	140	Michael Ashley-Brown	99.6	77	Richard Nitschke	89.2	62	Peter Hawkey	88.7
14	20	John Sykes	99.1	171	Andrew Thorpe	89.2	77	Richard Nitschke	88.5
15	35	Andy Harrison	98.5	140	Michael Ashley-Brown	88.2	46	Chris Alford	87.6
16	46	Chris Alford	98.4	62	Peter Hawkey	87.6	98	Christopher Merrick	87.6
17	62	Peter Hawkey	98.0	29	Bill Grimshaw	87.0	140	Michael Ashley-Brown	87.5
18	30	Roger Skipp	96.6	35	Andy Harrison	86.8	39	Simon Durling	86.0
19	39	Simon Durling	96.4	46	Chris Alford	86.6	40	Chris Wilks	85.5
20	77	Richard Nitschke	95.3	30	Roger Skipp	84.8	35	Andy Harrison	85.2
21	29	Bill Grimshaw	95.2	40	Chris Wilks	84.8	130	Nigel Russell	83.1
22	40	Chris Wilks	94.7	130	Nigel Russell	84.6	30	Roger Skipp	82.8
23	130	Nigel Russell	91.7	39	Simon Durling	84.4	29	Bill Grimshaw	82.1
24	9	Anthony Olissoff	90.6	9	Anthony Olissoff	84.2	9	Anthony Olissoff	79.9
25	81	Stephen Futter	79.2	4	Graham Barron	66.6	4	Graham Barron	64.0
26	4	Graham Barron	72.6	81	Stephen Futter	0.0	81	Stephen Futter	57.6

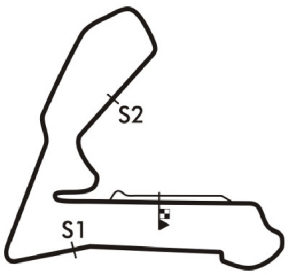

Session Start: 14:30:12 - Finish: 14:51:02
Weather/Track Conditions: Cloud/Dry
Circuit: Croft
Track Length: 3.380 Km - 2.1002 miles

"Croft Nostalgia Weekend" Historic Race Meeting - 6 - 7 Aug 2016

HSCC/FJHRA Silverline Historic Formula Junior

Race 15 - Lap Chart

Lap 1			Lap 2			Lap 3			Lap 4			Lap 5			Lap 6		
NO	Behind	Laptime	NO	Behind	Laptime	NO	Behind	Laptime	NO	Behind	Laptime	NO	Behind	Laptime	NO	Behind	Laptime
91		1:41.897	91		1:35.870	91		1:34.997	91		1:34.735	91		1:34.788	91		1:37.321
166	0.489	1:42.386	166	0.417	1:35.798	166	0.577	1:35.157	166	0.892	1:35.050	166	0.881	1:34.777	166	0.397	1:36.837
82	4.697	1:46.594	82	9.439	1:40.612	82	14.523	1:40.081	82	20.120	1:40.332	82	25.161	1:39.829	9	1 LAP	1:50.277
73	5.985	1:47.882	73	11.880	1:41.765	73	17.770	1:40.887	73	24.745	1:41.710	73	31.675	1:41.718	30	1 LAP	1:50.774
59	7.347	1:49.244	83	16.188	1:41.044	83	24.974	1:43.783	83	32.859	1:42.620	83	40.226	1:42.155	171	1 LAP	1:53.845
48	10.261	1:52.158	59	16.621	1:45.144	59	25.643	1:44.019	59	33.562	1:42.654	75	40.990	1:40.063	62	1 LAP	1:53.276
83	11.014	1:52.911	48	17.408	1:43.017	48	26.585	1:44.174	48	34.254	1:42.404	59	41.871	1:43.097	39	1 LAP	1:55.043
98	11.668	1:53.565	98	19.149	1:43.351	98	28.480	1:44.328	75	35.715	1:39.962	48	43.092	1:43.626	140	1 LAP	1:52.273
14	11.839	1:53.736	14	21.362	1:45.393	75	30.488	1:40.620	98	37.535	1:43.790	98	46.550	1:43.803	82	29.451	1:41.611
38	14.551	1:56.448	75	24.865	1:44.025	14	31.629	1:45.264	14	42.734	1:45.840	14	54.207	1:46.261	73	36.537	1:42.183
46	15.831	1:57.728	38	26.920	1:48.239	38	40.354	1:48.431	46	53.607	1:47.340	46	1:07.315	1:48.496	75	42.209	1:38.540
75	16.710	1:58.607	46	28.755	1:48.794	46	41.002	1:47.244	38	54.194	1:48.575	38	1:07.977	1:48.571	83	45.217	1:42.312
77	16.817	1:58.714	35	29.057	1:47.779	20	41.994	1:46.993	20	54.636	1:47.377	20	1:09.128	1:49.280	59	45.701	1:41.151
35	17.148	1:59.045	77	29.395	1:48.448	35	42.287	1:48.227	35	55.871	1:48.319	35	1:09.602	1:48.519	48	46.717	1:40.946
29	19.672	2:01.569	20	29.998	1:46.178	40	47.174	1:48.688	29	1:00.598	1:47.585	29	1:13.602	1:47.792	98	52.457	1:43.228
20	19.690	2:01.587	29	32.025	1:48.223	29	47.748	1:50.720	40	1:02.807	1:50.368	40	1:16.967	1:48.948	14	1:02.547	1:45.661
40	21.124	2:03.021	40	33.483	1:48.229	130	59.913	1:50.221	130	1:14.641	1:49.463	130	1:29.427	1:49.574	46	1:17.654	1:47.660
171	26.795	2:08.692	130	44.689	1:53.019	9	1:05.261	1:54.836	9	1:22.540	1:52.014				38	1:18.412	1:47.756
62	27.278	2:09.175	9	45.422	1:53.925	171	1:05.365	1:53.132	30	1:22.856	1:50.031				20	1:19.424	1:47.617
9	27.367	2:09.264	171	47.230	1:56.305	39	1:07.001	1:53.765	171	1:24.368	1:53.738				35	1:19.468	1:47.187
130	27.540	2:09.437	39	48.233	1:54.588	30	1:07.560	1:52.388	39	1:25.525	1:53.259				29	1:24.503	1:48.222
39	29.515	2:11.412	62	49.061	1:57.653	62	1:07.899	1:53.835	62	1:25.566	1:52.402				40	1:28.421	1:48.775
30	29.886	2:11.783	30	50.169	1:56.153	140	1:10.489	1:54.829	140	1:28.941	1:53.187						
140	30.920	2:12.817	140	50.657	1:55.607												
4	35.616	2:17.513	**4**	59.056	1:59.310												

Session Start: 14:30:12 - Finish: 14:51:02
Weather/Track Conditions: Cloud/Dry
Circuit: Croft
Track Length: 3.380 Km - 2.1002 miles

"Croft Nostalgia Weekend" Historic Race Meeting - 6 - 7 Aug 2016

HSCC/FJHRA Silverline Historic Formula Junior

Race 15 - Lap Chart

Lap 7			Lap 8			Lap 9			Lap 10			Lap 11			Lap 12		
NO	Behind	Laptime	NO	Behind	Laptime	NO	Behind	Laptime	NO	Behind	Laptime	NO	Behind	Laptime	NO	Behind	Laptime
91		1:35.400	91		1:36.767	91		1:38.405	91		1:34.562	91		1:34.805	91		1:35.222
166	0.611	1:35.614	166	0.125	1:36.281	166	0.470	1:38.750	166	0.461	1:34.553	166	0.185	1:34.529	166	0.202	1:35.239
130	1 LAP	1:49.037	40	1 LAP	1:49.921	46	1 LAP	1:48.640	35	1 LAP	1:46.411	14	1 LAP	1:46.392	14	1 LAP	1:46.947
30	1 LAP	1:48.123	130	1 LAP	1:48.117	38	1 LAP	1:48.810	46	1 LAP	1:48.260	46	1 LAP	1:49.117	46	1 LAP	1:48.763
9	1 LAP	1:49.643	30	1 LAP	1:49.352	20	1 LAP	1:48.301	20	1 LAP	1:48.026	20	1 LAP	1:48.020	20	1 LAP	1:49.390
171	1 LAP	1:50.208	9	1 LAP	1:48.769	35	1 LAP	1:48.289	29	1 LAP	1:45.447	29	1 LAP	1:47.716	38	1 LAP	1:47.938
62	1 LAP	1:50.820	171	1 LAP	1:50.405	29	1 LAP	1:48.456	38	1 LAP	1:52.936	38	1 LAP	1:47.708	29	1 LAP	1:50.617
39	1 LAP	1:50.743	62	1 LAP	1:49.729	40	1 LAP	1:48.512	40	1 LAP	1:48.838	40	1 LAP	1:49.836	75	58.456	1:37.776
140	1 LAP	1:52.222	39	1 LAP	1:49.824	130	1 LAP	1:48.465	130	1 LAP	1:49.024	82	55.428	1:39.915	82	59.701	1:39.495
82	34.323	1:40.272	82	39.152	1:41.596	30	1 LAP	1:49.428	82	50.318	1:41.458	130	1 LAP	1:49.061	40	1 LAP	1:49.341
73	42.879	1:41.742	**140**	1 LAP	1:50.866	9	1 LAP	1:49.553	30	1 LAP	1:47.693	75	55.902	1:39.379	130	1 LAP	1:48.505
75	44.936	1:38.127	75	46.748	1:38.579	82	43.422	1:42.675	75	51.328	1:37.871	35	1 LAP	2:20.787	35	1 LAP	1:47.239
83	52.165	1:42.348	73	48.514	1:42.402	75	48.019	1:39.676	9	1 LAP	1:50.666	30	1 LAP	1:48.494	73	1:14.496	1:42.256
59	52.572	1:42.271	83	56.122	1:40.724	171	1 LAP	1:52.215	73	59.449	1:42.338	73	1:07.462	1:42.818	30	1 LAP	1:48.555
48	53.376	1:42.059	59	56.448	1:40.643	62	1 LAP	1:53.477	171	1 LAP	1:50.077	9	1 LAP	1:50.655	59	1:19.616	1:40.452
98	1:00.823	1:43.766	48	57.652	1:41.043	73	51.673	1:41.564	83	1:06.944	1:41.723	59	1:14.386	1:41.868	83	1:21.406	1:41.849
14	1:13.210	1:46.063	98	1:06.817	1:42.761	39	1 LAP	1:53.286	62	1 LAP	1:51.346	83	1:14.779	1:42.640	48	1:22.102	1:41.935
46	1:29.252	1:46.998	14	1:22.365	1:45.922	83	59.783	1:42.066	59	1:07.323	1:41.822	48	1:15.389	1:42.143	9	1 LAP	1:51.848
38	1:29.856	1:46.844				59	1:00.063	1:42.020	48	1:08.051	1:41.672	171	1 LAP	1:52.484	171	1 LAP	1:49.147
20	1:31.110	1:47.086				48	1:00.941	1:41.694	39	1 LAP	1:51.611	62	1 LAP	1:51.343			
35	1:31.150	1:47.082				98	1:11.867	1:43.455	98	1:19.816	1:42.511	39	1 LAP	1:51.131			
29	1:35.330	1:46.227				14	1:29.693	1:45.733				98	1:28.205	1:43.194			

Session Start: 14:30:12 - Finish: 14:51:02
Weather/Track Conditions: Cloud/Dry
Circuit: Croft
Track Length: 3.380 Km - 2.1002 miles

"Croft Nostalgia Weekend" Historic Race Meeting - 6 - 7 Aug 2016

HSCC/FJHRA Silverline Historic Formula Junior

Race 15 - Lap Chart

Lap 13		
NO	Behind	Laptime
91		1:35.908
166	0.167	1:35.873
98	1 LAP	1:44.622
62	2 LAPS	1:52.702
39	2 LAPS	1:51.701
14	1 LAP	1:47.476
46	1 LAP	1:47.755
20	1 LAP	1:47.616
38	1 LAP	1:46.165
29	1 LAP	1:47.173
75	59.819	1:37.271
82	1:02.617	1:38.824
40	1 LAP	1:50.389
73	1:20.727	1:42.139
130	1 LAP	1:49.349
59	1:25.364	1:41.656
83	1:28.261	1:42.763
48	1:29.346	1:43.152
30	1 LAP	1:49.444
35	1 LAP	2:00.432
9	1 LAP	1:49.881
171	1 LAP	1:56.905

Session Start: 14:30:12 - Finish: 14:51:02
Weather/Track Conditions: Cloud/Dry
Circuit: Croft
Track Length: 3.380 Km - 2.1002 miles

"Croft Nostalgia Weekend" Historic Race Meeting - 6 - 7 Aug 2016

HSCC Historic Formula Ford Championship in association with Avon Tyres

Race 16 - Classification

Sheet No:

POS	NO	DRIVER/S	CLASS	CLASS POS	CAR MAKE / MODEL	TIME	LAPS	GAP	DIFF	MPH	BEST	ON
1	43	Callum Grant		1	Merlyn Mk20A	20:06.198	13	-- 13 laps		81.49	1:31.831	3
2	31	Rob Wainwright		2	Elden Mk8	20:19.501	13	13.303	13.303	80.60	1:32.791	4
3	3	Benn Simms		3	Jomo JMR7	20:25.296	13	19.098	5.795	80.21	1:32.645	8
4	97	Robert Tusting		4	Lola T200	20:26.207	13	20.009	0.911	80.16	1:33.150	11
5	79	Mark Shaw		5	Merlyn Mk20	20:26.998	13	20.800	0.791	80.10	1:32.742	3
6	60	James Buckton		6	Elden Mk8	20:27.328	13	21.130	0.330	80.08	1:33.116	7
7	37	Will Nuthall		7	Jamun T2	20:27.569	13	21.371	0.241	80.06	1:33.069	7
8	70	Daniel Stanzl		8	Elden Mk8	20:34.460	13	28.262	6.891	79.62	1:33.166	10
9	73	Edward Thurston		9	Elden Mk8	20:37.687	13	31.489	3.227	79.41	1:33.214	10
10	57	David Wild		10	Lola T204	20:40.469	13	34.271	2.782	79.23	1:33.443	10
11	21	Ross Drybrough		11	Merlyn Mk20 AS	20:42.911	13	36.713	2.442	79.08	1:33.620	3
12	56	Roland Svensson		12	Merlyn Mk17	20:53.797	13	47.599	10.886	78.39	1:34.651	12
13	38	Pertti Kiiveri		13	Kvantti Mk1	20:54.829	13	48.631	1.032	78.33	1:34.666	9
14	66	Andrew Wiggins		14	Titan Mk6	20:55.498	13	49.300	0.669	78.29	1:34.856	7
15	42	Cormac Flanagan		15	Alexis Mk14	21:01.750	13	55.552	6.252	77.90	1:35.078	9
16	95	John Hayes-Harlow		16	Merlyn Mk11A	21:10.324	13	1:04.126	8.574	77.37	1:35.385	5
17	54	Alex Meek		17	Merlyn Mk20A	21:10.413	13	1:04.215	0.089	77.37	1:35.618	9
18	11	Roy Siergiejew		18	Macon Mk8	21:11.493	13	1:05.295	1.080	77.30	1:36.234	3
19	94	Geoffrey Underwood	N	1	Merlyn Mk20	21:12.500	13	1:06.302	1.007	77.24	1:35.984	3
20	27	Dick Dixon		19	Lotus 61	21:12.685	13	1:06.487	0.185	77.23	1:36.307	3
21	81	James Lovett		20	Lola T200	21:23.273	13	1:17.075	10.588	76.59	1:36.851	8
22	26	John Slack		21	Lola T200	21:32.433	13	1:26.235	9.160	76.05	1:37.641	2
23	47	Louis Hanjoul		22	Elden Mk8/10	21:37.956	13	1:31.758	5.523	75.73	1:37.354	12
24	28	Michael Wales		23	Merlyn Mk20A	21:38.237	13	1:32.039	0.281	75.71	1:37.465	13
25	41	Peter Hamilton		24	Alexis Mk15	21:41.418	13	1:35.220	3.181	75.52	1:37.652	3
26	55	Roger Arnold		25	Merlyn Mk20	20:17.407	12	-- 12 laps	15.137	74.53	1:39.235	3
27	82	Lee Penson		26	Lotus 51A	20:50.472	12	33.065	33.065	72.55	1:40.469	3
		---------- NOT CLASSIFIED ----------										
DNF	14	Neil Shinner			Merlyn Mk20	11:12.308	7	-- 7 laps --		78.72	1:34.239	6
DNF	64	Benjamin Tusting			Merlyn Mk20	6:22.265	4	-- 4 laps --		79.11	1:32.798	3
DNF	20	Kevin Stanzl			Merlyn Mk20							

---------- FASTEST LAP SUMMARY ----------

NO	DRIVER/S	CLASS	CAR MAKE / MODEL	FASTEST LAP	ON	MPH
43	Callum Grant		Merlyn Mk20A	1:31.831	3	82.33
94	Geoffrey Underwood	N	Merlyn Mk20	1:35.984	3	78.77

Cars 23 & 45 did not start.

Session Start: 15:04:38 - Finish: 15:24:43
Weather/Track Conditions: Cloud/Dry
Circuit: Croft
Track Length: 3.380 Km - 2.1002 miles

These results are provisional until the conclusion of any judicial and technical matters.

Clerk of the Course:	Timekeeper:	Issued at:
Julian Floyd	Nick Palmer	

MST

Printed : 07-08-2016 - 15:26

Full results available at www.mstworld.com. Email: timing@mstworld.com

"Croft Nostalgia Weekend" Historic Race Meeting - 6 - 7 Aug 2016

HSCC Historic Formula Ford Championship in association with Avon Tyres

Race 16 - Sector Analysis

3 Benn Simms ( ) — Jomo JMR7

lap	Sect-1	Speed	Sect-2	Speed	Sect-3	Speed	TopSpeed	laptime	pit	lap	Sect-1	Speed	Sect-2	Speed	Sect-3	Speed	Topspeed	laptime	pit
1		104.4	38.977	87.2	26.520	90.8		1:41.435		8	28.407	107.9	38.369	93.2	25.869	89.8		1:32.645	
2	28.837	106.7	38.493	91.2	25.799	89.7		1:33.129		9	28.831	102.6	38.494	92.9	26.016	89.6		1:33.341	
3	28.772	103.2	38.266	92.6	26.029	90.2		1:33.067		10	28.922	102.0	38.401	92.3	26.029	90.3		1:33.352	
4	28.755	102.9	39.254	94.7	26.889	91.4		1:34.898		11	28.826	102.1	38.686	95.1	26.425	91.4		1:33.937	
5	29.418	103.1	38.691	92.3	26.375	90.3		1:34.484		12	28.750	105.8	38.415	94.5	26.465	91.8		1:33.630	
6	28.932	101.7	38.605	93.5	25.837	91.6		1:33.374		13	29.515	102.3	38.654	92.1	25.999	90.3		1:34.168	
7	29.537	105.4	38.282	93.1	26.017	90.9		1:33.836		14									

11 Roy Siergiejew ( ) — Macon Mk8

lap	Sect-1	Speed	Sect-2	Speed	Sect-3	Speed	TopSpeed	laptime	pit	lap	Sect-1	Speed	Sect-2	Speed	Sect-3	Speed	Topspeed	laptime	pit
1		100.0	41.015	91.2	27.180	90.0		1:49.688		8	30.224	102.6	39.575	90.6	26.676	89.6		1:36.475	
2	30.174	102.5	40.987	92.7	26.670	90.2		1:37.831		9	29.999	102.3	39.749	91.6	26.539	90.0		1:36.287	
3	29.642	103.1	40.053	91.7	26.539	90.1		1:36.234		10	30.434	100.0	40.321	92.4	26.586	90.2		1:37.341	
4	29.966	102.8	39.803	92.6	26.841	90.2		1:36.610		11	30.573	102.6	40.928	92.1	26.471	89.7		1:37.972	
5	29.963	102.9	39.987	91.9	26.774	90.9		1:36.724		12	30.180	102.0	39.441	92.7	26.713	89.0		1:36.334	
6	30.013	100.9	39.931	89.8	26.541	90.1		1:36.485		13	29.992	104.0	40.089	92.3	27.107	90.1		1:37.188	
7	29.842	100.8	39.904	90.8	26.578	90.1		1:36.324		14									

14 Neil Shinner ( ) — Merlyn Mk20

lap	Sect-1	Speed	Sect-2	Speed	Sect-3	Speed	TopSpeed	laptime	pit	lap	Sect-1	Speed	Sect-2	Speed	Sect-3	Speed	Topspeed	laptime	pit
1		101.5	40.277	93.6	27.061	87.0		1:45.914		5	29.463	100.0	39.113	92.3	26.097	89.7		1:34.673	
2	29.308	102.9	38.932	92.7	26.296	89.8		1:34.536		6	29.140	101.2	38.835	91.9	26.264	89.5		1:34.239	
3	28.948	103.7	39.057	92.6	26.273	90.6		1:34.278		7	29.311	100.2	38.831	92.9	26.257	89.8		1:34.399	
4	29.024	104.2	38.959	92.4	26.286	89.8		1:34.269		8									

20 Kevin Stanzl ( ) — Merlyn Mk20

lap	Sect-1	Speed	Sect-2	Speed	Sect-3	Speed	TopSpeed	laptime	pit	lap	Sect-1	Speed	Sect-2	Speed	Sect-3	Speed	Topspeed	laptime	pit

21 Ross Drybrough ( ) — Merlyn Mk20 AS

lap	Sect-1	Speed	Sect-2	Speed	Sect-3	Speed	TopSpeed	laptime	pit	lap	Sect-1	Speed	Sect-2	Speed	Sect-3	Speed	Topspeed	laptime	pit
1		103.4	40.379	92.6	26.788	91.2		1:45.339		8	29.242	103.7	38.605	94.8	26.494	90.4		1:34.341	
2	28.956	107.2	38.553	93.5	26.266	90.0		1:33.775		9	29.126	103.4	38.899	93.1	26.782	90.6		1:34.807	
3	28.515	107.5	38.828	95.1	26.277	90.3		1:33.620		10	28.865	104.0	38.716	94.9	26.628	90.7		1:34.209	
4	28.543	106.9	38.928	94.3	26.361	90.1		1:33.832		11	28.864	103.2	38.996	94.0	31.018	86.9		1:38.878	
5	29.149	104.9	38.736	94.3	26.194	90.9		1:34.079		12	29.395	102.9	38.958	93.6	26.573	90.2		1:34.926	
6	28.768	105.2	38.511	93.6	28.039	90.6		1:35.318		13	29.023	104.4	38.998	92.6	26.882	90.3		1:34.903	
7	28.914	104.4	38.871	94.4	27.099	91.2		1:34.884		14									

26 John Slack ( ) — Lola T200

lap	Sect-1	Speed	Sect-2	Speed	Sect-3	Speed	TopSpeed	laptime	pit	lap	Sect-1	Speed	Sect-2	Speed	Sect-3	Speed	Topspeed	laptime	pit
1		101.1	41.892	90.3	27.707	88.8		1:53.144		8	30.458	99.1	40.941	90.7	27.520	89.4		1:38.919	
2	30.156	100.6	40.544	91.1	26.941	89.0		1:37.641		9	31.050	98.1	39.962	92.2	28.261	89.2		1:39.273	
3	30.391	100.0	40.358	90.7	27.180	89.2		1:37.929		10	30.833	98.8	40.477	91.7	27.279	88.9		1:38.589	
4	30.775	102.1	40.263	92.4	26.874	89.6		1:37.912		11	31.129	98.0	40.387	92.1	27.350	88.8		1:38.866	
5	30.709	99.1	40.382	92.3	26.897	89.1		1:37.988		12	30.550	98.8	40.684	89.6	27.275	89.0		1:38.509	
6	30.583	98.7	40.222	91.6	27.385	88.3		1:38.190		13	30.576	98.5	40.029	91.1	27.208	89.0		1:37.813	
7	30.166	99.9	40.389	91.2	27.105	89.5		1:37.660		14									

27 Dick Dixon ( ) — Lotus 61

lap	Sect-1	Speed	Sect-2	Speed	Sect-3	Speed	TopSpeed	laptime	pit	lap	Sect-1	Speed	Sect-2	Speed	Sect-3	Speed	Topspeed	laptime	pit
1		97.7	41.205	92.8	27.472	88.3		1:51.045		8	30.764	101.7	39.973	94.0	26.843	90.0		1:37.580	
2	29.902	102.8	40.647	92.7	26.537	90.0		1:37.086		9	30.399	102.8	39.727	93.2	27.401	89.2		1:37.527	
3	29.606	101.7	39.717	93.5	26.984	89.4		1:36.307		10	30.287	100.0	39.872	92.3	26.693	88.8		1:36.852	
4	29.876	102.3	40.014	92.8	26.858	87.2		1:36.748		11	30.227	100.2	40.339	92.4	26.607	89.2		1:37.173	
5	30.041	100.8	40.233	92.3	26.263	89.7		1:36.537		12	30.002	100.9	39.772	92.2	26.868	88.4		1:36.642	
6	29.664	102.9	40.222	92.8	26.662	88.8		1:36.548		13	29.476	103.4	39.988	91.9	26.850	89.4		1:36.314	
7	29.863	101.1	39.772	92.7	26.691	89.0		1:36.326		14									

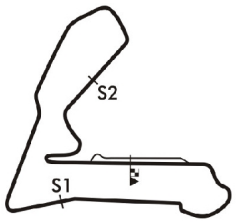

Session Start: 15:04:38 - Finish: 15:24:43
Weather/Track Conditions: Cloud/Dry
Circuit: Croft
Track Length: 3.380 Km - 2.1002 miles

"Croft Nostalgia Weekend" Historic Race Meeting - 6 - 7 Aug 2016

HSCC Historic Formula Ford Championship in association with Avon Tyres

Race 16 - Sector Analysis

28 Michael Wales ( ) — Merlyn Mk20A

lap	Sect-1	Speed	Sect-2	Speed	Sect-3	Speed	TopSpeed	laptime	pit	lap	Sect-1	Speed	Sect-2	Speed	Sect-3	Speed	Topspeed	laptime	pit
1		100.5	42.993	91.3	28.117	85.8		1:55.206		8	30.766	99.1	41.714	91.8	27.248	87.7		1:39.728	
2	30.529	99.6	41.054	91.3	26.872	87.2		1:38.455		9	31.229	98.7	40.811	90.7	27.160	87.8		1:39.200	
3	30.590	99.7	40.620	91.3	26.587	86.7		1:37.797		10	30.389	99.3	40.321	91.1	26.795	87.4		1:37.505	
4	30.664	100.2	41.001	91.2	27.005	87.3		1:38.670		11	30.915	98.7	40.494	90.1	27.921	87.2		1:39.330	
5	31.376	98.8	40.627	90.3	26.847	87.0		1:38.850		12	30.847	97.5	40.539	90.9	26.804	89.5		1:38.190	
6	30.760	98.5	40.586	89.4	27.102	87.2		1:38.448		13	30.024	103.6	40.267	91.2	27.174	87.5		1:37.465	
7	30.807	98.7	41.401	90.8	27.185	87.5		1:39.393		14									

31 Rob Wainwright ( ) — Elden Mk8

lap	Sect-1	Speed	Sect-2	Speed	Sect-3	Speed	TopSpeed	laptime	pit	lap	Sect-1	Speed	Sect-2	Speed	Sect-3	Speed	Topspeed	laptime	pit
1		99.6	39.278	92.6	26.008	89.6		1:39.796		8	28.890	101.4	38.480	94.0	26.071	89.2		1:33.441	
2	29.178	103.7	38.200	93.7	25.983	89.7		1:33.361		9	28.871	101.4	38.253	93.6	25.954	89.2		1:33.078	
3	28.686	101.7	38.532	93.3	26.041	89.5		1:33.259		10	28.858	101.1	38.211	93.9	26.034	88.8		1:33.103	
4	28.614	101.2	38.316	93.7	25.861	89.4		1:32.791		11	28.856	101.4	38.877	93.9	26.158	89.2		1:33.891	
5	28.821	100.6	38.373	93.6	26.031	89.5		1:33.225		12	29.064	100.6	38.464	93.1	25.903	90.0		1:33.431	
6	28.894	101.2	38.377	93.3	25.876	89.6		1:33.147		13	29.101	100.8	38.508	92.6	26.214	88.0		1:33.823	
7	28.826	100.6	38.323	94.0	26.006	89.6		1:33.155		14									

37 Will Nuthall ( ) — Jamun T2

lap	Sect-1	Speed	Sect-2	Speed	Sect-3	Speed	TopSpeed	laptime	pit	lap	Sect-1	Speed	Sect-2	Speed	Sect-3	Speed	Topspeed	laptime	pit
1		99.9	39.948	92.6	26.502	89.4		1:44.103		8	28.644	107.7	38.432	94.3	26.401	90.8		1:33.477	
2	29.103	103.4	38.884	92.7	26.102	89.6		1:34.089		9	28.823	108.8	38.726	94.9	26.161	90.3		1:33.710	
3	28.849	104.2	38.757	91.4	26.065	90.3		1:33.671		10	28.527	108.8	38.880	96.1	26.315	91.3		1:33.722	
4	28.870	104.2	38.757	94.8	26.224	91.4		1:33.851		11	28.539	107.5	38.396	94.8	26.478	92.2		1:33.413	
5	29.080	106.2	38.529	94.7	26.118	91.4		1:33.727		12	28.826	108.2	38.194	94.9	26.153	91.8		1:33.173	
6	28.806	105.7	38.404	93.5	26.046	90.8		1:33.256		13	29.527	105.4	38.507	93.2	26.274	92.1		1:34.308	
7	28.510	108.2	38.311	94.9	26.248	91.2		1:33.069		14									

38 Pertti Kiiveri ( ) — Kvantti Mk1

lap	Sect-1	Speed	Sect-2	Speed	Sect-3	Speed	TopSpeed	laptime	pit	lap	Sect-1	Speed	Sect-2	Speed	Sect-3	Speed	Topspeed	laptime	pit
1		102.8	40.434	92.3	28.498	90.0		1:49.135		8	29.638	107.0	39.144	93.7	26.958	90.9		1:35.740	
2	29.422	104.5	38.884	94.4	27.293	90.7		1:35.599		9	29.428	107.9	38.971	95.1	26.267	91.7		1:34.666	
3	29.817	106.0	39.638	95.1	27.788	89.2		1:37.243		10	29.526	106.7	38.865	93.2	26.615	89.7		1:35.006	
4	29.233	104.4	39.243	93.5	27.207	91.1		1:35.683		11	29.564	102.6	38.478	94.8	26.689	90.3		1:34.731	
5	29.075	103.4	38.989	96.4	27.258	91.4		1:35.322		12	29.558	101.7	39.152	94.7	26.432	90.3		1:35.142	
6	29.817	102.3	38.446	93.7	26.559	90.4		1:34.822		13	29.887	103.1	39.685	93.7	27.410	89.7		1:36.982	
7	29.186	102.9	38.972	94.4	26.600	91.7		1:34.758		14									

41 Peter Hamilton ( ) — Alexis Mk15

lap	Sect-1	Speed	Sect-2	Speed	Sect-3	Speed	TopSpeed	laptime	pit	lap	Sect-1	Speed	Sect-2	Speed	Sect-3	Speed	Topspeed	laptime	pit
1		100.0	43.177	90.6	30.368	80.8		1:56.139		8	30.255	100.8	41.453	89.8	27.187	86.6		1:38.895	
2	30.477	103.1	41.322	88.5	27.355	87.7		1:39.154		9	31.747	96.3	40.984	89.7	27.317	78.8		1:40.048	
3	30.399	99.6	40.126	89.4	27.127	82.2		1:37.652		10	30.711	100.9	40.167	90.2	27.149	86.6		1:38.027	
4	30.635	98.4	40.427	89.5	27.337	85.9		1:38.399		11	31.874	91.2	40.208	90.3	27.307	80.7		1:39.389	
5	30.867	100.8	40.823	89.2	27.118	72.7		1:38.808		12	30.945	98.4	40.188	89.6	27.504	85.5		1:38.637	
6	31.685	99.1	40.224	90.2	27.129	86.1		1:39.038		13	30.463	100.0	40.427	88.8	28.258	80.4		1:39.148	
7	30.644	99.6	40.092	90.2	27.348	88.0		1:38.084		14									

42 Cormac Flanagan ( ) — Alexis Mk14

lap	Sect-1	Speed	Sect-2	Speed	Sect-3	Speed	TopSpeed	laptime	pit	lap	Sect-1	Speed	Sect-2	Speed	Sect-3	Speed	Topspeed	laptime	pit
1		98.3	40.114	91.8	27.061	89.7		1:48.419		8	30.190	101.8	39.718	93.2	26.731	89.2		1:36.639	
2	29.327	105.4	39.369	94.5	26.978	91.1		1:35.674		9	29.505	102.8	38.988	92.8	26.585	89.7		1:35.078	
3	30.186	103.7	39.657	94.8	27.094	89.8		1:36.937		10	29.606	101.7	39.434	92.6	26.663	89.1		1:35.703	
4	29.749	105.2	39.535	90.4	26.799	90.3		1:36.083		11	29.791	101.8	39.306	92.4	26.574	90.1		1:35.671	
5	28.969	107.4	39.524	94.7	27.068	89.8		1:35.561		12	29.529	102.0	39.495	92.8	26.531	89.6		1:35.555	
6	30.335	104.9	38.941	93.6	28.336	89.8		1:37.612		13	29.467	102.8	39.796	92.3	26.853	89.6		1:36.116	
7	29.760	100.9	40.196	92.3	26.746	90.1		1:36.702		14									

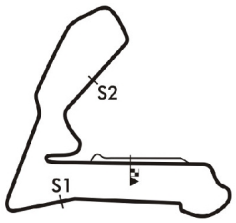

Session Start: 15:04:38 - Finish: 15:24:43
Weather/Track Conditions: Cloud/Dry
Circuit: Croft
Track Length: 3.380 Km - 2.1002 miles

"Croft Nostalgia Weekend" Historic Race Meeting - 6 - 7 Aug 2016

HSCC Historic Formula Ford Championship in association with Avon Tyres

Race 16 - Sector Analysis

43 Callum Grant ( ) — Merlyn Mk20A

lap	Sect-1	Speed	Sect-2	Speed	Sect-3	Speed	TopSpeed	laptime	pit	lap	Sect-1	Speed	Sect-2	Speed	Sect-3	Speed	Topspeed	laptime	pit
1		108.1	39.140	94.3	25.975	92.3		1:39.905		8	28.389	102.9	37.793	95.3	25.722	90.6		1:31.904	
2	28.650	103.4	37.772	95.2	25.601	90.3		1:32.023		9	28.492	103.6	37.685	95.1	25.798	90.4		1:31.975	
3	28.339	103.2	37.879	94.9	25.613	90.7		1:31.831		10	28.473	104.0	38.102	94.8	25.978	90.3		1:32.553	
4	28.469	102.9	37.934	93.9	25.771	90.7		1:32.174		11	28.442	102.9	37.767	95.2	25.864	90.6		1:32.073	
5	28.384	102.9	37.958	94.9	25.804	90.2		1:32.146		12	28.454	102.9	38.782	94.9	25.921	90.6		1:33.157	
6	28.416	103.2	37.874	94.9	25.722	90.6		1:32.012		13	28.463	103.1	37.894	94.3	26.062	88.2		1:32.419	
7	28.349	102.8	37.721	95.5	25.956	90.7		1:32.026		14									

47 Louis Hanjoul ( ) — Elden Mk8/10

lap	Sect-1	Speed	Sect-2	Speed	Sect-3	Speed	TopSpeed	laptime	pit	lap	Sect-1	Speed	Sect-2	Speed	Sect-3	Speed	Topspeed	laptime	pit
1		97.3	43.119	88.9	28.040	86.5		1:55.913		8	30.437	99.4	40.656	89.7	27.189	88.1		1:38.282	
2	30.576	101.1	41.446	87.3	28.075	87.8		1:40.097		9	30.379	101.1	41.317	91.6	27.418	88.0		1:39.114	
3	30.381	96.8	40.720	89.7	27.850	87.8		1:38.951		10	30.460	100.8	40.512	91.3	27.117	87.8		1:38.089	
4	30.332	99.9	40.306	91.2	27.579	87.6		1:38.217		11	30.554	98.0	40.098	91.1	27.261	89.2		1:37.913	
5	31.284	98.1	40.673	90.0	27.327	87.3		1:39.284		12	30.206	100.6	40.100	90.4	27.048	87.7		1:37.354	
6	30.478	100.3	40.832	91.2	27.471	86.7		1:38.781		13	30.065	100.5	40.101	91.7	27.315	88.3		1:37.481	
7	30.465	99.4	40.591	91.6	27.424	87.2		1:38.480		14									

54 Alex Meek ( ) — Merlyn Mk20A

lap	Sect-1	Speed	Sect-2	Speed	Sect-3	Speed	TopSpeed	laptime	pit	lap	Sect-1	Speed	Sect-2	Speed	Sect-3	Speed	Topspeed	laptime	pit
1		97.4	40.855	91.8	27.488	88.2		1:50.201		8	30.596	100.9	39.574	91.9	26.629	88.5		1:36.799	
2	29.764	102.0	39.999	89.7	26.534	87.8		1:36.297		9	29.389	104.7	39.685	91.8	26.544	89.6		1:35.618	
3	29.687	100.8	40.120	89.8	26.571	89.0		1:36.378		10	33.150	100.2	39.857	91.7	26.663	90.1		1:39.670	
4	29.606	103.6	40.201	90.4	26.867	87.8		1:36.674		11	30.279	100.9	40.079	91.2	26.358	88.8		1:36.716	
5	29.676	100.0	40.009	91.1	26.571	88.0		1:36.256		12	29.582	102.8	40.374	89.6	26.638	88.7		1:36.594	
6	29.849	100.3	39.879	90.3	26.524	88.1		1:36.252		13	29.904	103.6	40.284	90.9	26.486	88.5		1:36.674	
7	29.828	100.2	39.720	90.2	26.736	88.1		1:36.284		14									

55 Roger Arnold ( ) — Merlyn Mk20

lap	Sect-1	Speed	Sect-2	Speed	Sect-3	Speed	TopSpeed	laptime	pit	lap	Sect-1	Speed	Sect-2	Speed	Sect-3	Speed	Topspeed	laptime	pit
1		96.8	43.318	91.6	28.151	89.7		1:56.824		7	30.826	98.4	41.094	91.4	27.748	88.9		1:39.668	
2	30.843	101.1	41.049	90.4	27.645	91.7		1:39.537		8	30.941	99.6	40.637	92.3	27.953	86.6		1:39.531	
3	30.574	101.5	41.121	91.9	27.540	88.1		1:39.235		9	31.043	98.5	40.669	92.3	27.861	89.8		1:39.573	
4	30.331	100.9	42.905	91.7	27.433	90.0		1:40.669		10	30.698	98.4	40.622	91.8	29.460	86.8		1:40.780	
5	31.220	98.7	40.761	92.4	27.776	89.4		1:39.757		11	31.032	98.3	42.008	91.3	27.915	89.4		1:40.955	
6	31.075	96.7	41.521	92.3	27.695	87.6		1:40.291		12	30.796	96.1	41.722	88.3	28.069	84.8		1:40.587	

56 Roland Svensson ( ) — Merlyn Mk17

lap	Sect-1	Speed	Sect-2	Speed	Sect-3	Speed	TopSpeed	laptime	pit	lap	Sect-1	Speed	Sect-2	Speed	Sect-3	Speed	Topspeed	laptime	pit
1		105.5	40.671	92.6	26.822	92.3		1:46.482		8	29.896	104.0	39.135	94.5	26.497	91.7		1:35.528	
2	30.178	104.9	39.592	91.9	27.152	92.1		1:36.922		9	29.966	104.7	40.107	94.5	26.342	92.2		1:36.415	
3	29.899	102.9	40.338	94.1	27.228	92.4		1:37.465		10	29.530	104.5	39.085	92.1	26.270	93.1		1:34.885	
4	29.686	104.0	39.613	89.5	26.181	92.4		1:35.480		11	29.434	105.7	39.042	94.0	26.543	92.1		1:35.019	
5	29.574	103.9	39.430	93.9	26.407	91.7		1:35.411		12	29.431	104.2	39.002	93.3	26.218	92.3		1:34.651	
6	29.514	104.2	39.191	94.1	26.417	92.3		1:35.122		13	29.183	106.9	39.431	93.2	26.607	90.1		1:35.221	
7	29.311	104.0	39.471	93.2	26.414	92.3		1:35.196		14									

57 David Wild ( ) — Lola T204

lap	Sect-1	Speed	Sect-2	Speed	Sect-3	Speed	TopSpeed	laptime	pit	lap	Sect-1	Speed	Sect-2	Speed	Sect-3	Speed	Topspeed	laptime	pit
1		101.8	40.241	90.9	26.736	90.3		1:45.022		8	30.728	100.2	38.838	93.9	26.012	89.1		1:35.578	
2	29.269	103.6	39.252	92.2	26.305	89.1		1:34.826		9	29.298	104.4	38.322	94.1	26.086	90.9		1:33.706	
3	29.206	102.8	39.067	91.7	26.316	88.9		1:34.589		10	28.862	104.9	38.462	93.3	26.119	90.8		1:33.443	
4	29.281	101.8	39.470	93.3	26.168	90.7		1:34.919		11	28.947	103.4	38.478	93.7	27.150	90.6		1:34.575	
5	30.597	96.7	38.912	92.3	25.964	90.3		1:35.473		12	29.135	102.5	39.893	92.7	26.390	88.1		1:35.418	
6	29.298	101.4	38.630	92.6	25.980	90.2		1:33.908		13	29.584	100.6	39.022	91.3	26.534	87.2		1:35.140	
7	28.795	104.9	38.930	93.9	26.147	91.2		1:33.872		14									

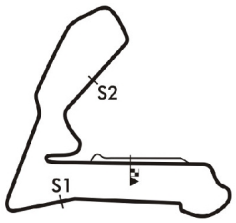

Session Start: 15:04:38 - Finish: 15:24:43
Weather/Track Conditions: Cloud/Dry
Circuit: Croft
Track Length: 3.380 Km - 2.1002 miles

"Croft Nostalgia Weekend" Historic Race Meeting - 6 - 7 Aug 2016

HSCC Historic Formula Ford Championship in association with Avon Tyres

Race 16 - Sector Analysis

60 James Buckton ( ) — Elden Mk8

lap	Sect-1	Speed	Sect-2	Speed	Sect-3	Speed	TopSpeed	laptime	pit	lap	Sect-1	Speed	Sect-2	Speed	Sect-3	Speed	Topspeed	laptime	pit
1		99.9	40.089	93.2	26.642	90.9		1:44.511		8	28.493	107.9	38.727	95.3	26.392	91.1		1:33.612	
2	28.802	106.9	39.052	94.1	26.238	90.8		1:34.092		9	28.768	106.5	38.745	96.0	26.161	91.7		1:33.674	
3	28.601	105.8	38.857	94.5	26.150	91.9		1:33.608		10	28.530	106.4	38.973	94.9	26.176	91.7		1:33.679	
4	28.519	107.0	38.514	94.0	26.193	91.2		1:33.226		11	28.532	105.7	38.575	96.0	26.441	92.7		1:33.548	
5	29.036	102.8	38.556	94.0	26.077	91.4		1:33.669		12	28.781	105.4	38.176	95.3	26.211	90.9		1:33.168	
6	28.689	104.4	38.603	92.6	25.869	91.6		1:33.161		13	29.197	104.2	38.673	94.7	26.394	92.2		1:34.264	
7	28.669	106.2	38.177	95.3	26.270	91.6		1:33.116		14									

64 Benjamin Tusting ( ) — Merlyn Mk20

lap	Sect-1	Speed	Sect-2	Speed	Sect-3	Speed	TopSpeed	laptime	pit	lap	Sect-1	Speed	Sect-2	Speed	Sect-3	Speed	Topspeed	laptime	pit
1		101.5	39.550	92.3	26.595	90.9		1:41.852		3	28.483	106.4	37.951	93.9	26.364	91.7		1:32.798	
2	28.568	108.1	39.272	93.9	26.006	91.1		1:33.846		4	28.430	106.9	38.527	94.8	26.812	90.0		1:33.769	

66 Andrew Wiggins ( ) — Titan Mk6

lap	Sect-1	Speed	Sect-2	Speed	Sect-3	Speed	TopSpeed	laptime	pit	lap	Sect-1	Speed	Sect-2	Speed	Sect-3	Speed	Topspeed	laptime	pit
1		103.4	40.537	93.6	27.231	90.3		1:47.338		8	30.207	103.2	39.312	91.2	26.818	89.7		1:36.337	
2	29.800	104.4	39.425	93.1	26.903	89.4		1:36.128		9	29.231	103.9	39.250	92.6	26.571	90.3		1:35.052	
3	30.276	104.5	39.686	92.7	26.923	89.1		1:36.885		10	29.820	103.1	39.824	92.1	26.404	91.6		1:36.048	
4	29.330	104.0	39.340	90.9	26.563	90.3		1:35.233		11	29.842	101.4	39.525	92.9	26.425	91.8		1:35.792	
5	29.616	103.2	39.471	91.2	26.576	89.5		1:35.663		12	29.274	107.0	39.207	92.4	26.538	91.3		1:35.019	
6	29.450	103.4	39.216	91.4	26.288	90.1		1:34.954		13	29.285	105.2	39.052	94.0	27.856	88.1		1:36.193	
7	29.317	102.6	39.135	92.4	26.404	90.2		1:34.856		14									

70 Daniel Stanzl ( ) — Elden Mk8

lap	Sect-1	Speed	Sect-2	Speed	Sect-3	Speed	TopSpeed	laptime	pit	lap	Sect-1	Speed	Sect-2	Speed	Sect-3	Speed	Topspeed	laptime	pit
1		102.9	39.152	90.7	26.590	90.2		1:42.556		8	28.844	106.0	38.394	94.9	26.261	89.8		1:33.499	
2	28.904	104.4	38.643	96.1	26.835	89.5		1:34.382		9	29.050	106.2	38.711	95.3	25.945	91.2		1:33.706	
3	28.911	103.7	38.262	94.1	26.068	90.4		1:33.241		10	28.427	107.9	38.815	94.4	25.924	89.6		1:33.166	
4	28.611	105.7	38.229	95.5	26.513	91.1		1:33.353		11	29.035	102.5	38.867	94.4	26.116	90.8		1:34.018	
5	28.713	106.9	39.061	95.3	26.781	91.6		1:34.555		12	28.730	104.7	38.294	95.3	26.612	88.0		1:33.636	
6	28.645	105.8	38.444	95.1	26.140	91.8		1:33.229		13	30.252	105.8	39.022	93.3	32.168	89.1		1:41.442	
7	28.953	106.0	38.405	94.8	26.319	90.3		1:33.677		14									

73 Edward Thurston ( ) — Elden Mk8

lap	Sect-1	Speed	Sect-2	Speed	Sect-3	Speed	TopSpeed	laptime	pit	lap	Sect-1	Speed	Sect-2	Speed	Sect-3	Speed	Topspeed	laptime	pit
1		101.7	40.142	92.4	27.848	90.4		1:47.709		8	30.112	105.4	38.175	94.5	26.646	89.8		1:34.933	
2	29.540	104.2	39.474	96.3	27.118	91.3		1:36.132		9	28.915	103.7	38.427	94.0	26.143	90.3		1:33.485	
3	29.522	103.7	38.810	93.3	25.962	90.2		1:34.294		10	28.779	103.9	38.244	93.7	26.191	91.7		1:33.214	
4	29.113	103.2	38.613	93.5	26.220	90.1		1:33.946		11	28.620	106.5	38.917	94.9	27.308	90.3		1:34.845	
5	29.167	103.1	38.447	93.2	26.476	90.7		1:34.090		12	29.034	101.4	38.701	94.1	26.178	90.1		1:33.913	
6	28.791	104.7	38.413	92.3	26.482	90.6		1:33.686		13	29.122	102.6	38.661	91.8	26.325	89.2		1:34.108	
7	28.729	104.7	38.463	95.2	26.140	91.3		1:33.332		14									

79 Mark Shaw ( ) — Merlyn Mk20

lap	Sect-1	Speed	Sect-2	Speed	Sect-3	Speed	TopSpeed	laptime	pit	lap	Sect-1	Speed	Sect-2	Speed	Sect-3	Speed	Topspeed	laptime	pit
1		105.7	39.929	93.6	26.595	90.1		1:41.189		8	28.603	104.4	38.934	95.2	26.230	90.9		1:33.767	
2	29.061	104.5	38.893	90.8	26.282	90.6		1:34.236		9	28.713	105.4	38.012	95.1	26.457	91.2		1:33.182	
3	28.477	105.2	37.981	95.5	26.284	91.4		1:32.742		10	28.469	107.5	38.472	94.7	26.166	91.6		1:33.107	
4	28.283	107.7	38.907	92.9	26.903	87.2		1:34.093		11	28.430	106.2	38.500	94.9	26.290	90.7		1:33.220	
5	29.659	102.1	38.989	95.1	26.539	91.6		1:35.187		12	28.826	103.6	38.401	94.8	26.632	90.4		1:33.859	
6	28.468	106.4	38.303	93.1	26.053	89.6		1:32.824		13	30.285	103.7	39.447	93.2	26.215	82.5		1:35.947	
7	29.221	103.4	38.406	94.7	26.018	89.8		1:33.645		14									

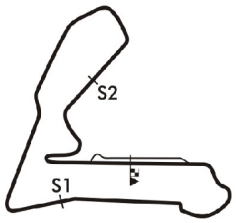

Session Start: 15:04:38 - Finish: 15:24:43
Weather/Track Conditions: Cloud/Dry
Circuit: Croft
Track Length: 3.380 Km - 2.1002 miles

"Croft Nostalgia Weekend" Historic Race Meeting - 6 - 7 Aug 2016

HSCC Historic Formula Ford Championship in association with Avon Tyres

Race 16 - Sector Analysis

81 James Lovett ( ) — Lola T200

lap	Sect-1	Speed	Sect-2	Speed	Sect-3	Speed	TopSpeed	laptime	pit	lap	Sect-1	Speed	Sect-2	Speed	Sect-3	Speed	Topspeed	laptime	pit
1		96.4	43.005	93.5	27.805	89.5		1:54.079		8	30.044	99.7	40.093	91.6	26.714	89.2		1:36.851	
2	29.529	104.2	40.448	93.9	27.046	91.7		1:37.023		9	30.171	98.1	40.252	92.2	26.775	89.4		1:37.198	
3	30.310	102.1	40.501	92.8	26.952	91.6		1:37.763		10	30.399	98.8	40.173	92.4	26.816	89.5		1:37.388	
4	30.171	99.3	40.148	93.1	26.659	89.4		1:36.978		11	30.075	98.1	40.264	90.1	27.160	88.5		1:37.499	
5	30.349	98.0	40.510	92.8	26.735	89.2		1:37.594		12	30.371	98.1	41.720	91.2	26.916	88.7		1:39.007	
6	30.058	99.0	40.268	90.6	26.623	89.1		1:36.949		13	30.194	100.0	40.549	91.9	27.073	81.8		1:37.816	
7	29.850	99.3	40.480	92.1	26.798	89.5		1:37.128		14									

82 Lee Penson ( ) — Lotus 51A

lap	Sect-1	Speed	Sect-2	Speed	Sect-3	Speed	TopSpeed	laptime	pit	lap	Sect-1	Speed	Sect-2	Speed	Sect-3	Speed	Topspeed	laptime	pit
1		97.0	44.223	89.0	27.990	87.7		1:57.346		7	31.784	97.7	43.123	88.1	27.855	87.0		1:42.762	
2	31.264	98.7	42.737	89.2	27.890	87.3		1:41.891		8	32.398	97.4	42.493	88.7	27.839	86.9		1:42.730	
3	31.352	99.3	41.871	88.7	27.246	88.0		1:40.469		9	31.789	97.3	43.294	87.7	27.849	87.2		1:42.932	
4	31.306	97.0	42.453	89.0	27.454	87.6		1:41.213		10	32.017	97.8	43.876	87.7	31.075	85.2		1:46.968	
5	32.204	97.5	42.089	87.5	27.330	87.8		1:41.623		11	33.038	96.0	44.400	74.7	29.062	86.9		1:46.500	
6	31.602	96.8	42.884	88.3	27.575	86.9		1:42.061		12	32.857	95.9	43.139	85.8	27.981	85.1		1:43.977	

94 Geoffrey Underwood (N) — Merlyn Mk20

lap	Sect-1	Speed	Sect-2	Speed	Sect-3	Speed	TopSpeed	laptime	pit	lap	Sect-1	Speed	Sect-2	Speed	Sect-3	Speed	Topspeed	laptime	pit
1		97.0	41.371	91.8	27.435	90.2		1:51.431		8	30.476	105.8	39.535	93.1	26.956	90.2		1:36.967	
2	29.924	105.5	40.696	91.4	26.850	90.2		1:37.470		9	30.188	103.6	39.331	91.9	26.510	90.1		1:36.029	
3	29.983	102.8	39.530	92.7	26.471	91.7		1:35.984		10	30.359	105.4	39.969	93.2	26.448	91.8		1:36.776	
4	29.774	105.4	40.270	92.4	26.716	90.9		1:36.760		11	30.166	103.9	41.413	91.7	26.385	91.2		1:37.964	
5	30.171	103.2	40.015	92.3	26.832	90.2		1:37.018		12	30.006	103.4	39.359	93.2	27.198	89.7		1:36.563	
6	29.964	102.1	39.672	92.6	26.654	90.8		1:36.290		13	30.077	103.6	39.439	93.9	27.711	84.6		1:37.227	
7	29.977	103.9	39.490	93.6	26.554	91.1		1:36.021		14									

95 John Hayes-Harlow ( ) — Merlyn Mk11A

lap	Sect-1	Speed	Sect-2	Speed	Sect-3	Speed	TopSpeed	laptime	pit	lap	Sect-1	Speed	Sect-2	Speed	Sect-3	Speed	Topspeed	laptime	pit
1		97.7	40.598	90.3	27.773	87.4		1:50.658		8	30.463	102.9	39.943	90.0	27.082	87.3		1:37.488	
2	29.533	104.2	40.092	91.7	26.589	88.1		1:36.214		9	29.753	101.2	39.364	90.0	27.005	86.1		1:36.122	
3	29.324	104.0	39.527	89.0	26.710	86.5		1:35.561		10	32.546	100.2	39.492	89.8	27.118	86.3		1:39.156	
4	29.777	101.8	39.393	91.1	26.767	85.1		1:35.937		11	30.298	100.0	39.558	89.8	27.078	85.4		1:36.934	
5	29.661	100.0	39.104	90.6	26.620	86.1		1:35.385		12	29.963	99.7	39.791	90.2	26.916	84.3		1:36.670	
6	29.521	104.5	39.426	90.2	27.559	86.4		1:36.506		13	30.228	100.9	39.577	89.8	27.162	86.5		1:36.967	
7	29.803	102.0	39.489	88.4	27.434	85.8		1:36.726		14									

97 Robert Tusting ( ) — Lola T200

lap	Sect-1	Speed	Sect-2	Speed	Sect-3	Speed	TopSpeed	laptime	pit	lap	Sect-1	Speed	Sect-2	Speed	Sect-3	Speed	Topspeed	laptime	pit
1		103.6	39.031	92.7	26.765	90.6		1:42.272		8	28.460	106.7	38.570	96.3	26.648	90.2		1:33.678	
2	28.526	106.5	39.142	95.2	26.395	89.7		1:34.063		9	29.299	103.2	38.372	94.8	25.914	90.2		1:33.585	
3	28.856	102.5	38.439	93.5	26.000	90.7		1:33.295		10	28.570	104.0	39.275	95.1	25.972	91.4		1:33.817	
4	28.793	102.8	38.421	94.3	26.267	87.2		1:33.481		11	28.693	105.5	38.513	94.3	25.944	90.0		1:33.150	
5	28.923	103.1	38.994	95.6	26.773	91.2		1:34.690		12	28.948	102.0	38.388	94.5	26.100	90.4		1:33.436	
6	28.573	106.0	38.618	94.0	26.226	90.1		1:33.417		13	29.014	103.1	38.853	93.7	26.075	90.4		1:33.942	
7	28.990	107.2	38.136	95.9	26.255	90.9		1:33.381		14									

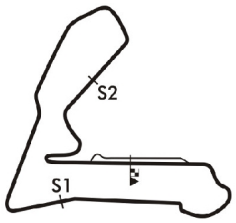

Session Start: 15:04:38 - Finish: 15:24:43
Weather/Track Conditions: Cloud/Dry
Circuit: Croft
Track Length: 3.380 Km - 2.1002 miles

"Croft Nostalgia Weekend" Historic Race Meeting - 6 - 7 Aug 2016

HSCC Historic Formula Ford Championship in association with Avon Tyres

Race 16 - Best Sector Times

			Sector 1			Sector 2			Sector 3					
POS	NO	DRIVER/S	TIME	LAP	POS	TIME	LAP	POS	TIME	LAP	POS	IDEAL LAP	BEST LAP	On
1	43	Callum Grant	28.339	3	2	37.685	9	1	25.601	2	1	1:31.625	**1:31.831**	**3**
2	31	Rob Wainwright	28.614	4	10	38.200	2	8	25.861	4	3	1:32.675	**1:32.791**	**4**
3	3	Benn Simms	28.407	8	3	38.266	3	10	25.799	2	2	1:32.472	**1:32.645**	**8**
4	97	Robert Tusting	28.460	8	6	38.136	7	4	25.914	9	5	1:32.510	**1:33.150**	**11**
5	79	Mark Shaw	28.283	4	1	37.981	3	3	26.018	7	10	1:32.282	**1:32.742**	**3**
6	60	James Buckton	28.493	8	7	38.176	12	6	25.869	6	4	1:32.538	**1:33.116**	**7**
7	37	Will Nuthall	28.510	7	8	38.194	12	7	26.046	6	11	1:32.750	**1:33.069**	**7**
8	70	Daniel Stanzl	28.427	10	4	38.229	4	9	25.924	10	6	1:32.580	**1:33.166**	**10**
9	73	Edward Thurston	28.620	11	11	38.175	8	5	25.962	3	7	1:32.757	**1:33.214**	**10**
10	57	David Wild	28.795	7	12	38.322	9	11	25.964	5	8	1:33.081	**1:33.443**	**10**
11	21	Ross Drybrough	28.515	3	9	38.511	6	13	26.194	5	14	1:33.220	**1:33.620**	**3**
12	56	Roland Svensson	29.183	13	16	39.002	12	16	26.181	4	13	1:34.366	**1:34.651**	**12**
13	38	Pertti Kiiveri	29.075	5	15	38.446	6	12	26.267	9	16	1:33.788	**1:34.666**	**9**
14	66	Andrew Wiggins	29.231	9	17	39.052	13	17	26.288	6	17	1:34.571	**1:34.856**	**7**
15	42	Cormac Flanagan	28.969	5	14	38.941	6	15	26.531	12	21	1:34.441	**1:35.078**	**9**
16	95	John Hayes-Harlow	29.324	3	18	39.104	5	18	26.589	2	23	1:35.017	**1:35.385**	**5**
17	54	Alex Meek	29.389	9	19	39.574	8	21	26.358	11	18	1:35.321	**1:35.618**	**9**
18	11	Roy Siergiejew	29.642	3	22	39.441	12	20	26.471	11	20	1:35.554	**1:36.234**	**3**
19	94	Geoffrey Underwood	29.774	4	23	39.331	9	19	26.385	11	19	1:35.490	**1:35.984**	**3**
20	27	Dick Dixon	29.476	13	20	39.717	3	22	26.263	5	15	1:35.456	**1:36.307**	**3**
21	81	James Lovett	29.529	2	21	40.093	8	25	26.623	6	24	1:36.245	**1:36.851**	**8**
22	26	John Slack	30.156	2	26	39.962	9	23	26.874	4	25	1:36.992	**1:37.641**	**2**
23	47	Louis Hanjoul	30.065	13	25	40.098	11	26	27.048	12	26	1:37.211	**1:37.354**	**12**
24	28	Michael Wales	30.024	13	24	40.267	13	27	26.587	3	22	1:36.878	**1:37.465**	**13**
25	41	Peter Hamilton	30.255	8	27	40.092	7	24	27.118	5	27	1:37.465	**1:37.652**	**3**
26	55	Roger Arnold	30.331	4	28	40.622	10	28	27.433	4	29	1:38.386	**1:39.235**	**3**
27	82	Lee Penson	31.264	2	29	41.871	3	29	27.246	3	28	1:40.381	**1:40.469**	**3**
28	14	Neil Shinner	28.948	3	13	38.831	7	14	26.097	5	12	1:33.876	**1:34.239**	**6**
29	64	Benjamin Tusting	28.430	4	5	37.951	3	2	26.006	2	9	1:32.387	**1:32.798**	**3**
30	20	Kevin Stanzl												

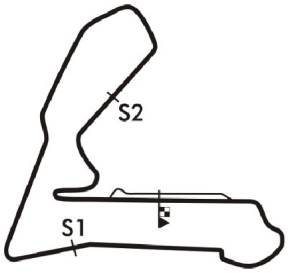

Session Start: 15:04:38 - Finish: 15:24:43
Weather/Track Conditions: Cloud/Dry
Circuit: Croft
Track Length: 3.380 Km - 2.1002 miles

"Croft Nostalgia Weekend" Historic Race Meeting - 6 - 7 Aug 2016

HSCC Historic Formula Ford Championship in association with Avon Tyres

Race 16 - Best Sector Speeds

	NO	SECTOR 1	MPH	NO	SECTOR 2	MPH	NO	SECTOR 3	MPH
1	37	Will Nuthall	108.8	38	Pertti Kiiveri	96.4	56	Roland Svensson	93.1
2	43	Callum Grant	108.1	73	Edward Thurston	96.3	60	James Buckton	92.7
3	64	Benjamin Tusting	108.1	97	Robert Tusting	96.3	43	Callum Grant	92.3
4	3	Benn Simms	107.9	37	Will Nuthall	96.1	37	Will Nuthall	92.2
5	38	Pertti Kiiveri	107.9	70	Daniel Stanzl	96.1	3	Benn Simms	91.8
6	60	James Buckton	107.9	60	James Buckton	96.0	66	Andrew Wiggins	91.8
7	70	Daniel Stanzl	107.9	43	Callum Grant	95.5	70	Daniel Stanzl	91.8
8	79	Mark Shaw	107.7	79	Mark Shaw	95.5	94	Geoffrey Underwood	91.8
9	21	Ross Drybrough	107.5	3	Benn Simms	95.1	38	Pertti Kiiveri	91.7
10	42	Cormac Flanagan	107.4	21	Ross Drybrough	95.1	55	Roger Arnold	91.7
11	97	Robert Tusting	107.2	42	Cormac Flanagan	94.8	64	Benjamin Tusting	91.7
12	66	Andrew Wiggins	107.0	64	Benjamin Tusting	94.8	73	Edward Thurston	91.7
13	56	Roland Svensson	106.9	56	Roland Svensson	94.5	81	James Lovett	91.7
14	73	Edward Thurston	106.5	57	David Wild	94.1	79	Mark Shaw	91.6
15	94	Geoffrey Underwood	105.8	27	Dick Dixon	94.0	97	Robert Tusting	91.4
16	57	David Wild	104.9	31	Rob Wainwright	94.0	21	Ross Drybrough	91.2
17	54	Alex Meek	104.7	66	Andrew Wiggins	94.0	57	David Wild	91.2
18	95	John Hayes-Harlow	104.5	81	James Lovett	93.9	42	Cormac Flanagan	91.1
19	14	Neil Shinner	104.2	94	Geoffrey Underwood	93.9	11	Roy Siergiejew	90.9
20	81	James Lovett	104.2	14	Neil Shinner	93.6	14	Neil Shinner	90.6
21	11	Roy Siergiejew	104.0	11	Roy Siergiejew	92.7	54	Alex Meek	90.1
22	31	Rob Wainwright	103.7	26	John Slack	92.4	27	Dick Dixon	90.0
23	28	Michael Wales	103.6	55	Roger Arnold	92.4	31	Rob Wainwright	90.0
24	27	Dick Dixon	103.4	54	Alex Meek	91.9	26	John Slack	89.6
25	41	Peter Hamilton	103.1	28	Michael Wales	91.8	28	Michael Wales	89.5
26	26	John Slack	102.1	47	Louis Hanjoul	91.7	47	Louis Hanjoul	89.2
27	55	Roger Arnold	101.5	95	John Hayes-Harlow	91.7	95	John Hayes-Harlow	88.1
28	47	Louis Hanjoul	101.1	41	Peter Hamilton	90.6	41	Peter Hamilton	88.0
29	82	Lee Penson	99.3	82	Lee Penson	89.2	82	Lee Penson	88.0
30	20	Kevin Stanzl	0.0	20	Kevin Stanzl	0.0	20	Kevin Stanzl	72.2

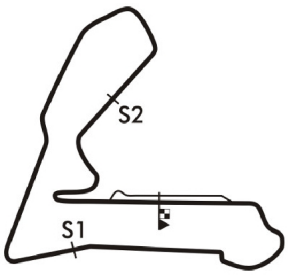

Session Start: 15:04:38 - Finish: 15:24:43
Weather/Track Conditions: Cloud/Dry
Circuit: Croft
Track Length: 3.380 Km - 2.1002 miles

"Croft Nostalgia Weekend" Historic Race Meeting - 6 - 7 Aug 2016

HSCC Historic Formula Ford Championship in association with Avon Tyres

Race 16 - Lap Chart

Lap 1			Lap 2			Lap 3			Lap 4			Lap 5			Lap 6		
NO	Behind	Laptime	NO	Behind	Laptime	NO	Behind	Laptime	NO	Behind	Laptime	NO	Behind	Laptime	NO	Behind	Laptime
31		1:39.796	43		1:32.023	43		1:31.831	43		1:32.174	43		1:32.146	43		1:32.012
43	0.109	1:39.905	31	1.229	1:33.361	31	2.657	1:33.259	31	3.274	1:32.791	31	4.353	1:33.225	31	5.488	1:33.147
79	1.393	1:41.189	3	2.636	1:33.129	3	3.872	1:33.067	79	6.327	1:34.093	3	8.934	1:34.484	79	10.180	1:32.824
3	1.639	1:41.435	79	3.497	1:34.236	79	4.408	1:32.742	64	6.332	1:33.769	79	9.368	1:35.187	3	10.296	1:33.374
64	2.056	1:41.852	64	3.770	1:33.846	64	4.737	1:32.798	3	6.596	1:34.898	97	9.722	1:34.690	97	11.127	1:33.417
97	2.476	1:42.272	97	4.407	1:34.063	97	5.871	1:33.295	97	7.178	1:33.481	70	10.008	1:34.555	70	11.225	1:33.229
70	2.760	1:42.556	70	5.010	1:34.382	70	6.420	1:33.241	70	7.599	1:33.353	60	11.027	1:33.669	60	12.176	1:33.161
37	4.307	1:44.103	37	6.264	1:34.089	37	8.104	1:33.671	60	9.504	1:33.226	37	11.362	1:33.727	37	12.606	1:33.256
60	4.715	1:44.511	60	6.675	1:34.092	60	8.452	1:33.608	37	9.781	1:33.851	21	12.566	1:34.079	21	15.872	1:35.318
57	5.226	1:45.022	21	7.186	1:33.775	21	8.975	1:33.620	21	10.633	1:33.832	14	15.591	1:34.673	14	17.818	1:34.239
21	5.543	1:45.339	57	7.920	1:34.826	57	10.678	1:34.589	14	13.064	1:34.269	57	16.750	1:35.473	57	18.646	1:33.908
14	6.118	1:45.914	14	8.522	1:34.536	14	10.969	1:34.278	57	13.423	1:34.919	73	18.092	1:34.090	73	19.766	1:33.686
56	6.686	1:46.482	56	11.476	1:36.922	73	14.376	1:34.294	73	16.148	1:33.946	66	23.168	1:35.663	66	26.110	1:34.954
66	7.542	1:47.338	66	11.538	1:36.128	66	16.592	1:36.885	66	19.651	1:35.233	56	23.681	1:35.411	56	26.791	1:35.122
73	7.913	1:47.709	73	11.913	1:36.132	56	17.110	1:37.465	56	20.416	1:35.480	42	24.595	1:35.561	38	27.713	1:34.822
42	8.623	1:48.419	42	12.165	1:35.674	42	17.271	1:36.937	42	21.180	1:36.083	38	24.903	1:35.322	95	30.170	1:36.506
38	9.339	1:49.135	38	12.806	1:35.599	38	18.218	1:37.243	38	21.727	1:35.683	95	25.676	1:35.385	42	30.195	1:37.612
11	9.892	1:49.688	54	14.570	1:36.297	95	18.674	1:35.561	95	22.437	1:35.937	54	27.727	1:36.256	54	31.967	1:36.252
54	10.405	1:50.201	95	14.944	1:36.214	54	19.117	1:36.378	54	23.617	1:36.674	11	29.008	1:36.724	11	33.481	1:36.485
95	10.862	1:50.658	11	15.591	1:37.831	11	19.994	1:36.234	11	24.430	1:36.610	27	29.644	1:36.537	27	34.180	1:36.548
27	11.249	1:51.045	27	16.203	1:37.086	27	20.679	1:36.307	27	25.253	1:36.748	94	30.584	1:37.018	94	34.862	1:36.290
94	11.635	1:51.431	94	16.973	1:37.470	94	21.126	1:35.984	94	25.712	1:36.760	81	35.358	1:37.594	81	40.295	1:36.949
26	13.348	1:53.144	26	18.857	1:37.641	26	24.955	1:37.929	81	29.910	1:36.978	26	36.535	1:37.988	26	42.713	1:38.190
81	14.283	1:54.079	81	19.174	1:37.023	81	25.106	1:37.763	26	30.693	1:37.912	28	40.899	1:38.850	28	47.335	1:38.448
28	15.410	1:55.206	28	21.733	1:38.455	28	27.699	1:37.797	28	34.195	1:38.670	41	42.073	1:38.808	41	49.099	1:39.038
47	16.117	1:55.913	41	23.365	1:39.154	41	29.186	1:37.652	41	35.411	1:38.399	47	44.383	1:39.284	47	51.152	1:38.781
41	16.343	1:56.139	47	24.082	1:40.097	47	31.202	1:38.951	47	37.245	1:38.217	55	47.943	1:39.757	55	56.222	1:40.291
55	17.028	1:56.824	55	24.433	1:39.537	55	31.837	1:39.235	55	40.332	1:40.669	82	54.463	1:41.623	82	1:04.512	1:42.061
82	17.550	1:57.346	82	27.309	1:41.891	82	35.947	1:40.469	82	44.986	1:41.213						

Session Start: 15:04:38 - Finish: 15:24:43
Weather/Track Conditions: Cloud/Dry
Circuit: Croft
Track Length: 3.380 Km - 2.1002 miles

"Croft Nostalgia Weekend" Historic Race Meeting - 6 - 7 Aug 2016

HSCC Historic Formula Ford Championship in association with Avon Tyres

Race 16 - Lap Chart

Lap 7			Lap 8			Lap 9			Lap 10			Lap 11			Lap 12		
NO	Behind	Laptime	NO	Behind	Laptime	NO	Behind	Laptime	NO	Behind	Laptime	NO	Behind	Laptime	NO	Behind	Laptime
43		1:32.026	43		1:31.904	43		1:31.975	43		1:32.553	43		1:32.073	43		1:33.157
31	6.617	1:33.155	31	8.154	1:33.441	31	9.257	1:33.078	82	1 LAP	1:42.932	31	11.625	1:33.891	55	1 LAP	1:40.955
79	11.799	1:33.645	3	12.847	1:32.645	3	14.213	1:33.341	31	9.807	1:33.103	79	16.570	1:33.220	31	11.899	1:33.431
3	12.106	1:33.836	79	13.662	1:33.767	79	14.869	1:33.182	3	15.012	1:33.352	3	16.876	1:33.937	79	17.272	1:33.859
97	12.482	1:33.381	97	14.256	1:33.678	97	15.866	1:33.585	79	15.423	1:33.107	97	18.207	1:33.150	3	17.349	1:33.630
70	12.876	1:33.677	70	14.471	1:33.499	70	16.202	1:33.706	70	16.815	1:33.166	70	18.760	1:34.018	97	18.486	1:33.436
60	13.266	1:33.116	60	14.974	1:33.612	60	16.673	1:33.674	97	17.130	1:33.817	60	19.274	1:33.548	70	19.239	1:33.636
37	13.649	1:33.069	37	15.222	1:33.477	37	16.957	1:33.710	60	17.799	1:33.679	82	1 LAP	1:46.968	60	19.285	1:33.168
21	18.730	1:34.884	21	21.167	1:34.341	21	23.999	1:34.807	37	18.126	1:33.722	37	19.466	1:33.413	37	19.482	1:33.173
14	20.191	1:34.399	73	24.101	1:34.933	73	25.611	1:33.485	21	25.655	1:34.209	73	29.044	1:34.845	73	29.800	1:33.913
57	20.492	1:33.872	57	24.166	1:35.578	57	25.897	1:33.706	73	26.272	1:33.214	57	29.289	1:34.575	57	31.550	1:35.418
73	21.072	1:33.332	66	33.373	1:36.337	66	36.450	1:35.052	57	26.787	1:33.443	21	32.460	1:38.878	82	1 LAP	1:46.500
66	28.940	1:34.856	56	33.585	1:35.528	38	36.972	1:34.666	38	39.425	1:35.006	38	42.083	1:34.731	21	34.229	1:34.926
56	29.961	1:35.196	38	34.281	1:35.740	56	38.025	1:36.415	66	39.945	1:36.048	56	43.303	1:35.019	38	44.068	1:35.142
38	30.445	1:34.758	42	39.606	1:36.639	42	42.709	1:35.078	56	40.357	1:34.885	66	43.664	1:35.792	56	44.797	1:34.651
95	34.870	1:36.726	95	40.454	1:37.488	95	44.601	1:36.122	42	45.859	1:35.703	42	49.457	1:35.671	66	45.526	1:35.019
42	34.871	1:36.702	54	41.120	1:36.799	54	44.763	1:35.618	95	51.204	1:39.156	95	56.065	1:36.934	42	51.855	1:35.555
54	36.225	1:36.284	11	42.350	1:36.475	11	46.662	1:36.287	11	51.450	1:37.341	54	56.523	1:36.716	95	59.578	1:36.670
11	37.779	1:36.324	94	43.920	1:36.967	94	47.974	1:36.029	54	51.880	1:39.670	11	57.349	1:37.972	54	59.960	1:36.594
27	38.480	1:36.326	27	44.156	1:37.580	27	49.708	1:37.527	94	52.197	1:36.776	94	58.088	1:37.964	11	1:00.526	1:36.334
94	38.857	1:36.021	81	50.344	1:36.851	81	55.567	1:37.198	27	54.007	1:36.852	27	59.107	1:37.173	94	1:01.494	1:36.563
81	45.397	1:37.128	26	55.362	1:38.919	26	1:02.660	1:39.273	81	1:00.402	1:37.388	81	1:05.828	1:37.499	27	1:02.592	1:36.642
26	48.347	1:37.660	41	1:02.148	1:38.895	28	1:09.751	1:39.200	26	1:08.696	1:38.589	26	1:15.489	1:38.866	81	1:11.678	1:39.007
28	54.702	1:39.393	28	1:02.526	1:39.728	41	1:10.221	1:40.048	28	1:14.703	1:37.505	28	1:21.960	1:39.330	26	1:20.841	1:38.509
41	55.157	1:38.084	47	1:03.984	1:38.282	47	1:11.123	1:39.114	41	1:15.695	1:38.027	47	1:22.499	1:37.913	47	1:26.696	1:37.354
47	57.606	1:38.480	55	1:11.491	1:39.531	55	1:19.089	1:39.573	47	1:16.659	1:38.089	41	1:23.011	1:39.389	28	1:26.993	1:38.190
55	1:03.864	1:39.668	82	1:26.074	1:42.730				55	1:27.316	1:40.780				41	1:28.491	1:38.637
82	1:15.248	1:42.762															

Session Start: 15:04:38 - Finish: 15:24:43
Weather/Track Conditions: Cloud/Dry
Circuit: Croft
Track Length: 3.380 Km - 2.1002 miles

MST
Full results available at www.mstworld.com. Email: timing@mstworld.com

Printed : 07-08-2016 - 15:30

"Croft Nostalgia Weekend" Historic Race Meeting - 6 - 7 Aug 2016

HSCC Historic Formula Ford Championship in association with Avon Tyres

Race 16 - Lap Chart

Lap 13		
NO	Behind	Laptime
43		1:32.419
55	1 LAP	1:40.587
31	13.303	1:33.823
3	19.098	1:34.168
97	20.009	1:33.942
79	20.800	1:35.947
60	21.130	1:34.264
37	21.371	1:34.308
70	28.262	1:41.442
73	31.489	1:34.108
57	34.271	1:35.140
21	36.713	1:34.903
82	1 LAP	1:43.977
56	47.599	1:35.221
38	48.631	1:36.982
66	49.300	1:36.193
42	55.552	1:36.116
95	1:04.126	1:36.967
54	1:04.215	1:36.674
11	1:05.295	1:37.188
94	1:06.302	1:37.227
27	1:06.487	1:36.314
81	1:17.075	1:37.816
26	1:26.235	1:37.813
47	1:31.758	1:37.481
28	1:32.039	1:37.465
41	1:35.220	1:39.148

Session Start: 15:04:38 - Finish: 15:24:43
Weather/Track Conditions: Cloud/Dry
Circuit: Croft
Track Length: 3.380 Km - 2.1002 miles

"Croft Nostalgia Weekend" Historic Race Meeting - 6 - 7 Aug 2016

Historic Formula Ford 2000 sponsored by Lackford Engineering

Race 17 - Classification

Sheet No:

POS	NO	DRIVER/S	CLASS	CLASS POS	CAR MAKE / MODEL	TIME	LAPS	GAP	DIFF	MPH	BEST	ON
1	3	Andrew Smith	A	1	Royale RP27	20:55.472	14	-- 14 laps		84.31	1:28.137	9
2	27	Andrew Park	A	2	Reynard SF81	20:58.396	14	2.924	2.924	84.12	1:28.987	4
3	72	Andrew Storer	A	3	Reynard SF79	21:19.782	14	24.310	21.386	82.71	1:29.977	5
4	59	Tom White	B	1	Osella FAF	21:43.886	14	48.414	24.104	81.18	1:31.877	4
5	77	David Walton	A	4	Royale RP27	21:47.391	14	51.919	3.505	80.96	1:31.700	12
6	51	Graham Ridgway	A	5	Reynard SF78	21:49.518	14	54.046	2.127	80.83	1:31.418	10
7	34	Dale Spruce	A	6	Reynard SF79	22:13.965	14	1:18.493	24.447	79.35	1:32.599	5
8	6	Jeremy Main	A	7	Reynard SF79	22:15.169	14	1:19.697	1.204	79.27	1:33.327	2
9	28	Fraser Collins	A	8	Lola T580	22:16.448	14	1:20.976	1.279	79.20	1:33.650	6
10	75	Colin Wright	A	9	Reynard SF79	22:16.640	14	1:21.168	0.192	79.19	1:32.652	4
11	99	Geoffrey O'nion	A	10	Reynard SF77	21:08.893	13	-- 13 laps	27.110	77.46	1:35.481	7
12	71	John Crowson	A	11	Royale RP27	21:10.459	13	1.566	1.566	77.36	1:36.078	4
13	20	David Margetts	B	2	Dulon MP21	21:35.240	13	26.347	24.781	75.88	1:36.294	8
14	78	Jeremy Caine	B	3	Lola T580	21:38.777	13	29.884	3.537	75.68	1:37.093	2
---------- NOT CLASSIFIED ----------												
DNF	18	Stephen Glasswell	A		Reynard SF79	17:04.853	11	-- 11 laps		81.15	1:31.975	10
DNF	12	Matthew Dunne	A		Royale RP27	15:46.000	10	-- 10 laps	14.964	79.92	1:33.021	7
DNF	15	Mick Whitehead	A		Reynard SF79	13:33.554	9	-- 9 laps --		83.64	1:31.621	6
DNF	19	James Stewart	B		Crossle 33F	14:39.662	8	-- 8 laps --	2:10.039	68.76	1:46.678	8
DNF	46	John Bowles	C		Elden PRH14	3:59.133	2	-- 2 laps --	12.177	63.23	1:58.622	1

---------- FASTEST LAP SUMMARY ----------

NO	DRIVER/S	CLASS	CAR MAKE / MODEL	FASTEST LAP	ON	MPH
3	Andrew Smith	A	Royale RP27	1:28.137	9	85.79
59	Tom White	B	Osella FAF	1:31.877	4	82.29
46	John Bowles	C	Elden PRH14	1:58.622	1	63.74

Session Start: 15:46:30 - Finish: 16:07:24
Weather/Track Conditions: Cloud/Dry
Circuit: Croft
Track Length: 3.380 Km - 2.1002 miles

These results are provisional until the conclusion of any judicial and technical matters.

Clerk of the Course:	Timekeeper:	Issued at:
Julian Floyd	Nick Palmer	

MST

Printed : 07-08-2016 - 16:09

Full results available at www.mstworld.com. Email: timing@mstworld.com

"Croft Nostalgia Weekend" Historic Race Meeting - 6 - 7 Aug 2016

Historic Formula Ford 2000 sponsored by Lackford Engineering

Race 17 - Sector Analysis

3 Andrew Smith (A) — Royale RP27

lap	Sect-1	Speed	Sect-2	Speed	Sect-3	Speed	TopSpeed	laptime	pit	lap	Sect-1	Speed	Sect-2	Speed	Sect-3	Speed	Topspeed	laptime	pit
1		108.2	36.721	99.3	25.479	95.2		1:34.511		8	27.102	110.4	36.036	100.8	25.401	95.9		1:28.539	
2	27.445	109.7	36.280	100.9	25.516	95.7		1:29.241		9	27.105	109.7	35.806	101.1	25.226	96.0		1:28.137	
3	27.411	109.8	36.135	100.8	25.568	96.4		1:29.114		10	27.325	109.7	37.172	98.1	25.749	96.0		1:30.246	
4	27.436	110.6	36.328	100.3	25.404	96.4		1:29.168		11	27.335	110.0	36.029	100.3	25.377	95.7		1:28.741	
5	27.198	110.2	36.354	99.6	25.376	96.3		1:28.928		12	28.785	109.8	36.044	100.9	25.368	96.6		1:30.197	
6	29.243	106.4	36.784	98.7	25.464	95.9		1:31.491		13	28.356	109.1	36.081	100.6	25.058	96.4		1:29.495	
7	27.624	110.0	35.891	101.1	25.152	95.7		1:28.667		14	27.395	109.8	36.170	100.5	25.432	96.0		1:28.997	

6 Jeremy Main (A) — Reynard SF79

lap	Sect-1	Speed	Sect-2	Speed	Sect-3	Speed	TopSpeed	laptime	pit	lap	Sect-1	Speed	Sect-2	Speed	Sect-3	Speed	Topspeed	laptime	pit
1		106.7	38.524	96.7	26.598	93.6		1:40.268		8	29.004	106.7	39.656	95.1	26.341	94.5		1:35.001	
2	28.789	107.0	38.284	95.6	26.254	94.3		1:33.327		9	29.010	107.0	38.997	94.8	26.682	94.8		1:34.689	
3	28.790	106.4	38.917	94.9	26.848	94.3		1:34.555		10	28.739	107.0	38.971	93.9	27.281	94.3		1:34.991	
4	28.556	106.5	38.689	92.9	26.381	94.1		1:33.626		11	30.102	107.4	38.329	94.7	26.855	93.7		1:35.286	
5	28.770	107.2	38.029	95.2	26.823	94.0		1:33.622		12	29.986	107.2	38.446	94.5	27.269	94.3		1:35.701	
6	29.749	106.0	43.135	93.3	26.895	94.5		1:39.779		13	29.449	107.2	38.548	94.1	26.816	93.7		1:34.813	
7	28.920	106.5	38.660	94.9	28.202	93.1		1:35.782		14	28.990	107.0	38.196	95.2	26.543	93.7		1:33.729	

12 Matthew Dunne (A) — Royale RP27

lap	Sect-1	Speed	Sect-2	Speed	Sect-3	Speed	TopSpeed	laptime	pit	lap	Sect-1	Speed	Sect-2	Speed	Sect-3	Speed	Topspeed	laptime	pit
1		105.8	38.529	95.2	26.675	92.6		1:41.109		6	28.523	105.7	40.721	94.9	26.075	91.2		1:35.319	
2	31.194	103.9	37.729	96.7	26.058	92.2		1:34.981		7	28.930	103.6	37.895	94.0	26.196	91.6		1:33.021	
3	28.676	104.2	37.972	96.6	26.406	93.2		1:33.054		8	29.302	104.2	38.480	95.9	25.735	91.9		1:33.517	
4	28.816	105.2	38.086	96.0	26.855	93.1		1:33.757		9	28.551	104.9	38.371	94.8	26.130	92.2		1:33.052	
5	29.788	101.7	38.826	92.4	26.131	91.6		1:34.745		10	28.652	104.2	38.358	96.7	26.435	92.8		1:33.445	

15 Mick Whitehead (A) — Reynard SF79

lap	Sect-1	Speed	Sect-2	Speed	Sect-3	Speed	TopSpeed	laptime	pit	lap	Sect-1	Speed	Sect-2	Speed	Sect-3	Speed	Topspeed	laptime	pit
1		110.9	38.319	100.5	25.978	94.8		1:41.398		6	28.169	112.8	37.404	100.2	26.048	95.6		1:31.621	
2	28.085	112.4	38.269	100.0	26.204	96.0		1:32.558		7	27.970	111.8	38.147	98.7	27.236	95.1		1:33.353	
3	28.470	111.3	37.825	99.3	25.825	95.2		1:32.120		8	29.360	110.6	38.289	96.8	26.728	95.1		1:34.377	
4	28.086	110.7	37.991	98.7	26.112	95.3		1:32.189		9								1:03.931	
5	27.942	112.2	37.773	99.0	26.292	95.3		1:32.007		10									

18 Stephen Glasswell (A) — Reynard SF79

lap	Sect-1	Speed	Sect-2	Speed	Sect-3	Speed	TopSpeed	laptime	pit	lap	Sect-1	Speed	Sect-2	Speed	Sect-3	Speed	Topspeed	laptime	pit
1		105.4	38.326	97.3	26.103	94.3		1:39.078		7	28.697	106.7	38.026	96.3	26.045	94.5		1:32.768	
2	28.415	106.5	37.599	97.0	26.040	94.5		1:32.054		8	29.008	107.4	37.996	96.7	26.164	94.8		1:33.168	
3	28.432	106.9	37.998	96.7	25.983	94.5		1:32.413		9	28.248	107.5	37.650	96.6	26.406	94.7		1:32.304	
4	28.372	107.5	38.122	96.3	26.143	94.7		1:32.637		10	28.109	107.2	37.683	97.1	26.183	94.9		1:31.975	
5	28.402	106.9	37.721	96.8	26.163	94.7		1:32.286		11	28.573	107.4	38.572	96.3	26.672	94.7		1:33.817	
6	28.478	107.2	37.818	96.8	26.057	94.9		1:32.353		12									

19 James Stewart (B) — Crossle 33F

lap	Sect-1	Speed	Sect-2	Speed	Sect-3	Speed	TopSpeed	laptime	pit	lap	Sect-1	Speed	Sect-2	Speed	Sect-3	Speed	Topspeed	laptime	pit
1		94.8	44.749	80.6	29.450	84.5		1:57.294		5	34.145	95.6	45.231	82.3	29.028	84.0		1:48.404	
2	33.308	95.7	45.990	83.1	30.364	80.7		1:49.662		6	33.497	93.5	45.818	79.6	29.569	88.7		1:48.884	
3	33.615	97.4	45.967	84.7	30.189	80.9		1:49.771		7	33.349	96.7	46.700	81.2	28.688	85.7		1:48.737	
4	34.203	94.7	46.236	85.4	29.793	82.6		1:50.232		8	32.796	97.8	44.788	85.7	29.094	86.4		1:46.678	

20 David Margetts (B) — Dulon MP21

lap	Sect-1	Speed	Sect-2	Speed	Sect-3	Speed	TopSpeed	laptime	pit	lap	Sect-1	Speed	Sect-2	Speed	Sect-3	Speed	Topspeed	laptime	pit
1		102.3	40.864	92.1	26.676	90.3		1:47.449		8	29.614	104.4	39.869	92.8	26.811	90.3		1:36.294	
2	30.332	102.9	40.099	93.1	26.771	90.2		1:37.202		9	29.917	104.0	39.688	92.8	26.794	91.4		1:36.399	
3	30.381	104.4	40.948	94.8	27.079	91.8		1:38.408		10	31.122	103.6	41.106	91.7	27.815	88.9		1:40.043	
4	30.657	103.6	40.360	92.6	27.264	89.2		1:38.281		11	34.729	99.6	43.020	90.7	28.311	88.1		1:46.060	
5	29.905	103.7	39.607	92.7	27.048	90.3		1:36.560		12	32.506	102.0	42.652	93.5	27.790	88.9		1:42.948	
6	29.879	104.0	39.185	91.8	27.791	91.2		1:36.855		13	31.945	101.8	41.552	90.6	28.903	89.1		1:42.400	
7	29.786	104.5	39.488	91.8	27.067	90.6		1:36.341		14									

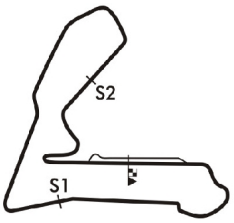

Session Start: 15:46:30 - Finish: 16:07:24
Weather/Track Conditions: Cloud/Dry
Circuit: Croft
Track Length: 3.380 Km - 2.1002 miles

MST

Full results available at www.mstworld.com. Email: timing@mstworld.com

Printed : 07-08-2016 - 16:09

"Croft Nostalgia Weekend" Historic Race Meeting - 6 - 7 Aug 2016

Historic Formula Ford 2000 sponsored by Lackford Engineering

Race 17 - Sector Analysis

27 Andrew Park (A) — Reynard SF81

lap	Sect-1	Speed	Sect-2	Speed	Sect-3	Speed	TopSpeed	laptime	pit	lap	Sect-1	Speed	Sect-2	Speed	Sect-3	Speed	Topspeed	laptime	pit
1		108.8	36.639	98.7	25.541	94.1		1:33.992		8	27.503	108.1	36.567	98.8	25.774	94.9		1:29.844	
2	27.391	108.9	36.514	98.0	25.512	94.3		1:29.417		9	27.303	109.3	36.210	99.6	25.691	94.9		1:29.204	
3	27.365	108.9	36.249	98.7	25.692	95.1		1:29.306		10	27.650	109.5	36.345	99.3	25.671	94.3		1:29.666	
4	27.259	109.3	36.091	98.1	25.637	94.5		1:28.987		11	27.401	109.8	36.122	99.1	25.963	94.9		1:29.486	
5	27.272	108.6	36.171	98.8	25.649	95.7		1:29.092		12	27.501	110.0	35.981	100.0	26.142	94.9		1:29.624	
6	29.302	104.0	36.689	98.4	25.720	95.7		1:31.711		13	27.182	110.6	36.175	99.4	25.845	94.4		1:29.202	
7	27.978	110.6	36.219	99.9	25.565	95.1		1:29.762		14	27.181	109.7	36.058	99.4	25.864	92.3		1:29.103	

28 Fraser Collins (A) — Lola T580

lap	Sect-1	Speed	Sect-2	Speed	Sect-3	Speed	TopSpeed	laptime	pit	lap	Sect-1	Speed	Sect-2	Speed	Sect-3	Speed	Topspeed	laptime	pit
1		103.4	40.664	93.5	26.910	90.6		1:44.899		8	29.095	106.5	39.056	93.9	26.191	91.9		1:34.342	
2	29.275	105.4	39.204	93.1	28.193	90.8		1:36.672		9	29.091	105.7	38.466	93.5	26.888	92.7		1:34.445	
3	29.854	99.7	39.055	93.9	26.857	90.9		1:35.766		10	29.555	106.9	37.988	94.4	26.690	91.7		1:34.233	
4	29.241	104.7	38.526	93.6	26.614	91.4		1:34.381		11	31.085	106.7	37.850	94.0	26.786	93.2		1:35.721	
5	28.863	105.8	38.370	93.6	26.715	91.7		1:33.948		12	29.897	106.7	38.546	94.1	26.613	92.8		1:35.056	
6	28.901	105.5	37.990	93.9	26.759	92.2		1:33.650		13	29.389	107.4	38.325	94.8	27.207	92.4		1:34.921	
7	28.935	105.0	37.980	95.5	27.551	90.6		1:34.466		14	29.295	105.2	38.243	94.8	26.410	92.1		1:33.948	

34 Dale Spruce (A) — Reynard SF79

lap	Sect-1	Speed	Sect-2	Speed	Sect-3	Speed	TopSpeed	laptime	pit	lap	Sect-1	Speed	Sect-2	Speed	Sect-3	Speed	Topspeed	laptime	pit
1		104.9	40.288	91.2	27.662	93.9		1:46.245		8	28.455	108.6	38.119	94.8	26.045	94.1		1:32.619	
2	29.118	107.5	38.801	95.5	27.363	93.9		1:35.282		9	28.396	108.9	38.616	95.1	26.475	94.9		1:33.487	
3	29.669	104.5	37.992	96.3	26.147	93.5		1:33.808		10	28.656	108.8	37.931	94.9	27.533	94.7		1:34.120	
4	28.602	107.9	38.164	95.3	26.340	93.7		1:33.106		11	29.916	109.3	38.138	95.6	26.996	94.3		1:35.050	
5	28.517	107.9	37.956	95.1	26.126	93.7		1:32.599		12	29.537	107.7	38.056	96.8	26.668	88.4		1:34.261	
6	28.771	108.1	38.589	95.5	27.239	91.4		1:34.599		13	29.009	107.7	38.103	95.1	26.571	92.4		1:33.683	
7	29.045	108.9	38.729	93.9	33.160	92.1		1:40.934		14	29.210	107.0	38.208	93.1	26.754	93.6		1:34.172	

46 John Bowles (C) — Elden PRH14

lap	Sect-1	Speed	Sect-2	Speed	Sect-3	Speed	TopSpeed	laptime	pit	lap	Sect-1	Speed	Sect-2	Speed	Sect-3	Speed	Topspeed	laptime	pit
1		99.1	46.423	52.3	31.165	91.1		1:58.622		2	33.941	90.3	52.934	67.6				2:00.511	

51 Graham Ridgway (A) — Reynard SF78

lap	Sect-1	Speed	Sect-2	Speed	Sect-3	Speed	TopSpeed	laptime	pit	lap	Sect-1	Speed	Sect-2	Speed	Sect-3	Speed	Topspeed	laptime	pit
1		107.2	37.001	98.1	26.101	92.6		1:36.295		8	28.514	103.7	37.232	96.3	25.927	94.1		1:31.673	
2	28.741	106.7	37.171	98.5	25.688	93.3		1:31.600		9	27.825	107.7	37.711	96.1	25.913	94.3		1:31.449	
3	28.276	106.4	37.505	97.5	25.746	94.1		1:31.527		10	28.263	105.8	37.059	97.7	26.096	93.9		1:31.418	
4	28.196	107.0	48.516	82.0	26.811	94.0		1:43.523		11	28.428	106.9	37.564	97.5	32.719	92.2		1:38.711	
5	29.041	104.4	37.889	96.6	26.167	94.3		1:33.097		12	28.673	107.2	37.055	99.1	25.927	94.8		1:31.655	
6	28.696	104.5	36.928	98.3	25.906	94.5		1:31.530		13	28.125	107.5	37.028	97.7	27.210	91.4		1:32.363	
7	27.936	107.0	38.131	93.3	26.182	93.6		1:32.249		14	28.569	106.5	37.602	97.3	26.257	92.4		1:32.428	

59 Tom White (B) — Osella FAF

lap	Sect-1	Speed	Sect-2	Speed	Sect-3	Speed	TopSpeed	laptime	pit	lap	Sect-1	Speed	Sect-2	Speed	Sect-3	Speed	Topspeed	laptime	pit
1		108.6	37.715	96.7	26.141	95.7		1:38.398		8	28.255	109.8	37.626	97.0	26.622	96.0		1:32.503	
2	28.138	109.1	37.304	97.7	26.465	96.1		1:31.907		9	28.137	109.5	37.431	97.0	26.518	96.1		1:32.086	
3	28.045	109.3	37.588	97.4	26.309	96.3		1:31.942		10	28.288	109.3	37.672	97.1	26.989	97.0		1:32.949	
4	27.993	109.8	37.550	95.7	26.334	96.0		1:31.877		11	28.465	109.8	37.798	97.0	26.416	96.0		1:32.679	
5	28.218	108.9	37.318	97.3	26.477	96.1		1:32.013		12	29.058	108.8	37.716	97.4	26.432	96.6		1:33.206	
6	28.097	109.7	37.643	95.7	26.447	95.7		1:32.187		13	28.825	108.1	37.975	96.4	26.591	96.0		1:33.391	
7	30.107	104.4	37.649	97.5	26.518	96.0		1:34.274		14	28.944	107.4	38.104	95.6	27.426	96.4		1:34.474	

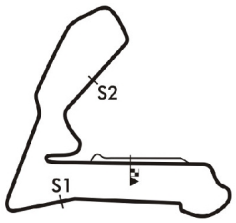

Session Start: 15:46:30 - Finish: 16:07:24
Weather/Track Conditions: Cloud/Dry
Circuit: Croft
Track Length: 3.380 Km - 2.1002 miles

"Croft Nostalgia Weekend" Historic Race Meeting - 6 - 7 Aug 2016

Historic Formula Ford 2000 sponsored by Lackford Engineering

Race 17 - Sector Analysis

71 John Crowson (A) — Royale RP27

lap	Sect-1	Speed	Sect-2	Speed	Sect-3	Speed	TopSpeed	laptime	pit	lap	Sect-1	Speed	Sect-2	Speed	Sect-3	Speed	Topspeed	laptime	pit
1		104.5	40.444	93.6	26.699	90.7		1:43.904		8	30.342	100.9	39.528	91.6	26.936	91.4		1:36.806	
2	29.961	102.5	39.331	92.9	26.861	91.2		1:36.153		9	29.858	103.1	39.958	91.8	27.163	91.8		1:36.979	
3	31.208	100.0	40.920	93.7	26.901	91.2		1:39.029		10	33.374	100.3	39.333	93.5	26.767	91.8		1:39.474	
4	29.835	102.0	39.376	93.1	26.867	91.6		1:36.078		11	30.086	105.0	39.525	95.1	26.655	91.8		1:36.266	
5	30.728	103.1	39.827	92.3	26.759	91.1		1:37.314		12	31.192	94.7	39.961	91.9	26.958	91.2		1:38.111	
6	30.181	102.1	39.650	91.9	27.059	91.9		1:36.890		13	30.155	102.8	38.999	90.0	26.975	91.8		1:36.129	
7	30.161	102.3	39.646	91.7	27.519	91.7		1:37.326		14									

72 Andrew Storer (A) — Reynard SF79

lap	Sect-1	Speed	Sect-2	Speed	Sect-3	Speed	TopSpeed	laptime	pit	lap	Sect-1	Speed	Sect-2	Speed	Sect-3	Speed	Topspeed	laptime	pit
1		108.2	37.192	98.1	25.544	94.9		1:36.360		8	27.789	110.0	36.880	98.1	25.564	95.5		1:30.233	
2	28.792	109.5	37.443	98.7	25.647	95.3		1:31.882		9	27.823	109.8	36.931	98.4	25.837	95.3		1:30.591	
3	27.984	110.2	37.722	98.5	26.068	95.5		1:31.774		10	27.889	109.5	36.822	97.7	25.759	95.3		1:30.470	
4	27.890	110.7	37.510	97.4	25.696	95.2		1:31.096		11	28.337	109.8	36.837	98.4	26.179	95.3		1:31.353	
5	27.710	109.1	36.787	98.0	25.480	95.3		1:29.977		12	28.661	109.5	37.619	99.0	25.668	95.1		1:31.948	
6	27.743	109.5	37.028	97.1	25.552	95.9		1:30.323		13	28.446	109.5	37.280	98.8	25.626	96.0		1:31.352	
7	28.410	109.3	36.943	97.5	25.852	95.6		1:31.205		14	28.229	108.4	36.886	97.8	26.103	95.1		1:31.218	

75 Colin Wright (A) — Reynard SF79

lap	Sect-1	Speed	Sect-2	Speed	Sect-3	Speed	TopSpeed	laptime	pit	lap	Sect-1	Speed	Sect-2	Speed	Sect-3	Speed	Topspeed	laptime	pit
1		106.7	40.297	97.1	26.952	95.5		1:45.755		8	28.790	107.5	38.574	94.9	26.273	96.0		1:33.637	
2	29.519	105.2	38.221	97.0	27.184	96.3		1:34.924		9	28.259	109.7	38.951	93.3	27.418	94.9		1:34.628	
3	30.550	102.1	38.620	97.0	26.296	95.1		1:35.466		10	28.380	107.9	38.428	94.5	27.300	96.1		1:34.108	
4	28.353	108.2	38.232	96.7	26.067	95.9		1:32.652		11	30.401	107.5	38.042	95.7	27.812	96.0		1:36.255	
5	28.544	108.6	38.275	96.0	26.170	96.1		1:32.989		12	29.477	108.2	38.738	94.5	26.702	95.3		1:34.917	
6	28.383	109.5	38.582	96.4	27.005	96.3		1:33.970		13	29.706	106.5	38.069	95.3	26.993	94.3		1:34.768	
7	28.719	107.7	38.569	96.4	30.426	89.8		1:37.714		14	28.994	106.5	38.126	95.5	27.737	93.5		1:34.857	

77 David Walton (A) — Royale RP27

lap	Sect-1	Speed	Sect-2	Speed	Sect-3	Speed	TopSpeed	laptime	pit	lap	Sect-1	Speed	Sect-2	Speed	Sect-3	Speed	Topspeed	laptime	pit
1		105.8	38.178	95.9	26.653	92.2		1:40.541		8	28.719	104.2	37.929	94.8	26.393	91.6		1:33.041	
2	28.831	106.5	38.704	95.9	26.748	92.1		1:34.283		9	28.229	106.9	37.538	94.8	26.166	91.9		1:31.933	
3	28.787	106.0	37.774	96.6	27.398	92.7		1:33.959		10	28.388	106.4	37.571	95.9	26.398	92.1		1:32.357	
4	28.332	107.4	38.489	92.2	26.899	92.6		1:33.720		11	28.596	107.2	37.320	95.6	26.233	92.8		1:32.149	
5	28.198	108.2	37.981	95.7	27.714	92.2		1:33.893		12	28.456	107.0	37.340	95.3	25.904	93.6		1:31.700	
6	28.862	106.5	38.463	95.6	26.379	92.7		1:33.704		13	28.326	106.4	37.351	95.6	26.160	92.8		1:31.837	
7	28.065	106.5	37.489	95.3	26.623	92.7		1:32.177		14	28.200	106.7	37.216	95.2	26.681	92.6		1:32.097	

78 Jeremy Caine (B) — Lola T580

lap	Sect-1	Speed	Sect-2	Speed	Sect-3	Speed	TopSpeed	laptime	pit	lap	Sect-1	Speed	Sect-2	Speed	Sect-3	Speed	Topspeed	laptime	pit
1		104.4	40.796	94.4	26.748	92.7		1:46.907		8	31.057	103.1	41.458	92.9	27.476	92.6		1:39.991	
2	30.599	103.7	40.104	94.5	26.390	93.5		1:37.093		9	31.410	102.0	41.896	91.6	28.026	92.8		1:41.332	
3	30.838	103.1	40.924	94.5	27.023	92.6		1:38.785		10	31.564	102.6	40.956	93.9	26.890	92.6		1:39.410	
4	30.686	103.1	41.712	93.1	27.729	91.9		1:40.127		11	31.422	102.9	40.938	95.2	26.951	92.4		1:39.311	
5	31.088	102.9	40.992	94.8	27.234	92.4		1:39.314		12	31.580	101.4	40.682	94.3	27.244	93.1		1:39.506	
6	30.795	102.1	40.671	94.7	27.194	92.3		1:38.660		13	31.247	102.3	41.155	93.5	26.866	93.3		1:39.268	
7	31.153	102.1	40.744	93.9	27.176	92.4		1:39.073		14									

99 Geoffrey O'nion (A) — Reynard SF77

lap	Sect-1	Speed	Sect-2	Speed	Sect-3	Speed	TopSpeed	laptime	pit	lap	Sect-1	Speed	Sect-2	Speed	Sect-3	Speed	Topspeed	laptime	pit
1		104.0	40.282	92.7	26.913	91.1		1:45.405		8	29.967	102.5	38.811	94.3	27.015	91.3		1:35.793	
2	29.891	102.5	40.296	94.9	26.486	91.2		1:36.673		9	29.621	102.9	39.017	95.1	26.967	91.8		1:35.605	
3	30.108	102.5	40.275	93.3	26.984	91.2		1:37.367		10	31.689	103.2	39.653	94.5	26.823	91.1		1:38.165	
4	30.117	101.7	39.022	93.3	26.931	92.4		1:36.070		11	30.075	102.1	39.241	96.3	26.672	92.1		1:35.988	
5	30.679	103.7	39.883	93.2	32.421	85.4		1:42.983		12	30.563	101.5	39.633	94.5	26.818	90.9		1:37.014	
6	30.101	103.4	38.540	96.0	27.018	91.8		1:35.659		13	30.278	102.1	39.322	93.9	27.090	89.2		1:36.690	
7	29.616	103.6	38.625	95.1	27.240	91.3		1:35.481		14									

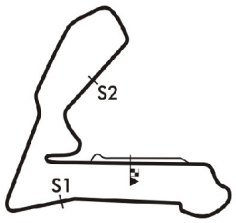

Session Start: 15:46:30 - Finish: 16:07:24
Weather/Track Conditions: Cloud/Dry
Circuit: Croft
Track Length: 3.380 Km - 2.1002 miles

"Croft Nostalgia Weekend" Historic Race Meeting - 6 - 7 Aug 2016

Historic Formula Ford 2000 sponsored by Lackford Engineering

Race 17 - Best Sector Times

			Sector 1			Sector 2			Sector 3					
POS	NO	DRIVER/S	TIME	LAP	POS	TIME	LAP	POS	TIME	LAP	POS	IDEAL LAP	BEST LAP	On
1	3	Andrew Smith	27.102	8	1	35.806	9	1	25.058	13	1	1:27.966	**1:28.137**	**9**
2	27	Andrew Park	27.181	14	2	35.981	12	2	25.512	2	3	1:28.674	**1:28.987**	**4**
3	72	Andrew Storer	27.710	5	3	36.787	5	3	25.480	5	2	1:29.977	**1:29.977**	**5**
4	59	Tom White	27.993	4	6	37.304	2	6	26.141	1	11	1:31.438	**1:31.877**	**4**
5	77	David Walton	28.065	7	7	37.216	14	5	25.904	12	7	1:31.185	**1:31.700**	**12**
6	51	Graham Ridgway	27.825	9	4	36.928	6	4	25.688	2	4	1:30.441	**1:31.418**	**10**
7	34	Dale Spruce	28.396	9	10	37.931	10	11	26.045	8	9	1:32.372	**1:32.599**	**5**
8	6	Jeremy Main	28.556	4	12	38.029	5	12	26.254	2	13	1:32.839	**1:33.327**	**2**
9	28	Fraser Collins	28.863	5	13	37.850	11	10	26.191	8	12	1:32.904	**1:33.650**	**6**
10	75	Colin Wright	28.259	9	9	38.042	11	13	26.067	4	10	1:32.368	**1:32.652**	**4**
11	99	Geoffrey O'nion	29.616	7	15	38.540	6	14	26.486	2	15	1:34.642	**1:35.481**	**7**
12	71	John Crowson	29.835	4	16	38.999	13	15	26.655	11	16	1:35.489	**1:36.078**	**4**
13	20	David Margetts	29.614	8	14	39.185	6	16	26.676	1	17	1:35.475	**1:36.294**	**8**
14	78	Jeremy Caine	30.599	2	17	40.104	2	17	26.390	2	14	1:37.093	**1:37.093**	**2**
15	18	Stephen Glasswell	28.109	10	8	37.599	2	8	25.983	3	8	1:31.691	**1:31.975**	**10**
16	12	Matthew Dunne	28.523	6	11	37.729	2	9	25.735	8	5	1:31.987	**1:33.021**	**7**
17	15	Mick Whitehead	27.942	5	5	37.404	6	7	25.825	3	6	1:31.171	**1:31.621**	**6**
18	19	James Stewart	32.796	8	18	44.749	1	18	28.688	7	18	1:46.233	**1:46.678**	**8**
19	46	John Bowles	33.941	2	19	46.423	1	19	31.165	1	19	1:51.529	**1:58.622**	**1**

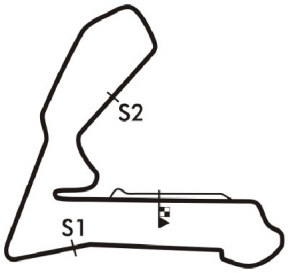

Session Start: 15:46:30 - Finish: 16:07:24
Weather/Track Conditions: Cloud/Dry
Circuit: Croft
Track Length: 3.380 Km - 2.1002 miles

"Croft Nostalgia Weekend" Historic Race Meeting - 6 - 7 Aug 2016

Historic Formula Ford 2000 sponsored by Lackford Engineering

Race 17 - Best Sector Speeds

	NO	SECTOR 1	MPH	NO	SECTOR 2	MPH	NO	SECTOR 3	MPH
1	15	Mick Whitehead	112.8	3	Andrew Smith	101.1	59	Tom White	97.0
2	72	Andrew Storer	110.7	15	Mick Whitehead	100.5	3	Andrew Smith	96.6
3	3	Andrew Smith	110.6	27	Andrew Park	100.0	75	Colin Wright	96.3
4	27	Andrew Park	110.6	51	Graham Ridgway	99.1	15	Mick Whitehead	96.0
5	59	Tom White	109.8	72	Andrew Storer	99.0	72	Andrew Storer	96.0
6	75	Colin Wright	109.7	59	Tom White	97.7	27	Andrew Park	95.7
7	34	Dale Spruce	109.3	18	Stephen Glasswell	97.3	18	Stephen Glasswell	94.9
8	77	David Walton	108.2	75	Colin Wright	97.1	34	Dale Spruce	94.9
9	51	Graham Ridgway	107.7	34	Dale Spruce	96.8	6	Jeremy Main	94.8
10	18	Stephen Glasswell	107.5	6	Jeremy Main	96.7	51	Graham Ridgway	94.8
11	6	Jeremy Main	107.4	12	Matthew Dunne	96.7	77	David Walton	93.6
12	28	Fraser Collins	107.4	77	David Walton	96.6	78	Jeremy Caine	93.5
13	12	Matthew Dunne	105.8	99	Geoffrey O'nion	96.3	12	Matthew Dunne	93.2
14	71	John Crowson	105.0	28	Fraser Collins	95.5	28	Fraser Collins	93.2
15	20	David Margetts	104.5	78	Jeremy Caine	95.2	99	Geoffrey O'nion	92.4
16	78	Jeremy Caine	104.4	71	John Crowson	95.1	71	John Crowson	91.9
17	99	Geoffrey O'nion	104.0	20	David Margetts	94.8	20	David Margetts	91.8
18	46	John Bowles	99.1	19	James Stewart	85.7	46	John Bowles	91.1
19	19	James Stewart	97.8	46	John Bowles	67.6	19	James Stewart	88.7

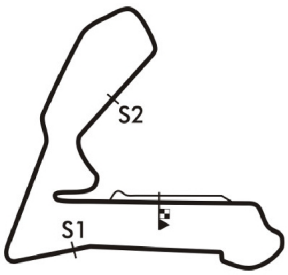

Session Start: 15:46:30 - Finish: 16:07:24
Weather/Track Conditions: Cloud/Dry
Circuit: Croft
Track Length: 3.380 Km - 2.1002 miles

"Croft Nostalgia Weekend" Historic Race Meeting - 6 - 7 Aug 2016

Historic Formula Ford 2000 sponsored by Lackford Engineering

Race 17 - Lap Chart

Lap 1			Lap 2			Lap 3			Lap 4			Lap 5			Lap 6		
NO	Behind	Laptime	NO	Behind	Laptime	NO	Behind	Laptime	NO	Behind	Laptime	NO	Behind	Laptime	NO	Behind	Laptime
27		1:33.992	27		1:29.417	27		1:29.306	27		1:28.987	27		1:29.092	3		1:31.491
3	0.519	1:34.511	3	0.343	1:29.241	3	0.151	1:29.114	3	0.332	1:29.168	3	0.168	1:28.928	27	0.052	1:31.711
51	2.303	1:36.295	51	4.486	1:31.600	51	6.707	1:31.527	72	9.410	1:31.096	72	10.295	1:29.977	72	8.959	1:30.323
72	2.368	1:36.360	72	4.833	1:31.882	72	7.301	1:31.774	59	12.422	1:31.877	59	15.343	1:32.013	19	1 LAP	1:48.404
59	4.406	1:38.398	59	6.896	1:31.907	59	9.532	1:31.942	18	14.480	1:32.637	18	17.674	1:32.286	59	15.871	1:32.187
18	5.086	1:39.078	18	7.723	1:32.054	18	10.830	1:32.413	15	16.563	1:32.189	15	19.478	1:32.007	18	18.368	1:32.353
6	6.276	1:40.268	6	10.186	1:33.327	15	13.361	1:32.120	6	20.074	1:33.626	6	24.604	1:33.622	15	19.440	1:31.621
77	6.549	1:40.541	15	10.547	1:32.558	6	15.435	1:34.555	77	20.801	1:33.720	51	25.248	1:33.097	51	25.119	1:31.530
12	7.117	1:41.109	77	11.415	1:34.283	77	16.068	1:33.959	12	21.199	1:33.757	77	25.602	1:33.893	77	27.647	1:33.704
15	7.406	1:41.398	12	12.681	1:34.981	12	16.429	1:33.054	51	21.243	1:43.523	12	26.852	1:34.745	12	30.512	1:35.319
71	9.912	1:43.904	71	16.648	1:36.153	34	22.620	1:33.808	34	26.739	1:33.106	34	30.246	1:32.599	6	32.724	1:39.779
28	10.907	1:44.899	75	17.270	1:34.924	75	23.430	1:35.466	75	27.095	1:32.652	75	30.992	1:32.989	34	33.186	1:34.599
99	11.413	1:45.405	34	18.118	1:35.282	28	24.622	1:35.766	28	30.016	1:34.381	28	34.872	1:33.948	75	33.303	1:33.970
75	11.763	1:45.755	28	18.162	1:36.672	71	26.371	1:39.029	71	33.462	1:36.078	71	41.684	1:37.314	28	36.863	1:33.650
34	12.253	1:46.245	99	18.669	1:36.673	99	26.730	1:37.367	99	33.813	1:36.070	20	47.106	1:36.560	71	46.915	1:36.890
78	12.915	1:46.907	78	20.591	1:37.093	78	30.070	1:38.785	20	39.638	1:38.281	99	47.704	1:42.983	99	51.704	1:35.659
20	13.457	1:47.449	20	21.242	1:37.202	20	30.344	1:38.408	78	41.210	1:40.127	78	51.432	1:39.314	20	52.302	1:36.855
19	23.302	1:57.294	19	43.547	1:49.662	19	1:04.012	1:49.771	19	1:25.257	1:50.232				78	58.433	1:38.660
46	24.630	1:58.622	**46**	55.724	2:00.511												

Session Start: 15:46:30 - Finish: 16:07:24
Weather/Track Conditions: Cloud/Dry
Circuit: Croft
Track Length: 3.380 Km - 2.1002 miles

"Croft Nostalgia Weekend" Historic Race Meeting - 6 - 7 Aug 2016

Historic Formula Ford 2000 sponsored by Lackford Engineering

Race 17 - Lap Chart

Lap 7			Lap 8			Lap 9			Lap 10			Lap 11			Lap 12		
NO	Behind	Laptime	NO	Behind	Laptime	NO	Behind	Laptime	NO	Behind	Laptime	NO	Behind	Laptime	NO	Behind	Laptime
3		1:28.667	3		1:28.539	3		1:28.137	3		1:30.246	3		1:28.741	3		1:30.197
27	1.147	1:29.762	27	2.452	1:29.844	27	3.519	1:29.204	27	2.939	1:29.666	27	3.684	1:29.486	27	3.111	1:29.624
72	11.497	1:31.205	72	13.191	1:30.233	**15**	5.758	1:03.931	78	1 LAP	1:41.332	78	1 LAP	1:39.410	20	1 LAP	1:46.060
59	21.478	1:34.274	59	25.442	1:32.503	72	15.645	1:30.591	72	15.869	1:30.470	72	18.481	1:31.353	72	20.232	1:31.948
18	22.469	1:32.768	18	27.098	1:33.168	59	29.391	1:32.086	59	32.094	1:32.949	59	36.032	1:32.679	78	1 LAP	1:39.311
15	24.126	1:33.353	15	29.964	1:34.377	18	31.265	1:32.304	18	32.994	1:31.975	18	38.070	1:33.817	59	39.041	1:33.206
51	28.701	1:32.249	51	31.835	1:31.673	51	35.147	1:31.449	51	36.319	1:31.418	77	44.974	1:32.149	77	46.477	1:31.700
77	31.157	1:32.177	77	35.659	1:33.041	77	39.455	1:31.933	77	41.566	1:32.357	51	46.289	1:38.711	51	47.747	1:31.655
19	1 LAP	1:48.884	12	39.844	1:33.517	12	44.759	1:33.052	12	47.958	1:33.445	6	1:04.143	1:35.286	34	1:09.130	1:34.261
12	34.866	1:33.021	6	46.301	1:35.001	6	52.853	1:34.689	6	57.598	1:34.991	34	1:05.066	1:35.050	6	1:09.647	1:35.701
6	39.839	1:35.782	75	47.448	1:33.637	75	53.939	1:34.628	75	57.801	1:34.108	75	1:05.315	1:36.255	75	1:10.035	1:34.917
75	42.350	1:37.714	28	48.465	1:34.342	28	54.773	1:34.445	34	58.757	1:34.120	28	1:05.740	1:35.721	28	1:10.599	1:35.056
28	42.662	1:34.466	34	49.533	1:32.619	34	54.883	1:33.487	28	58.760	1:34.233	99	1:28.406	1:35.988			
34	45.453	1:40.934	19	1 LAP	1:48.737	19	1 LAP	1:46.678	99	1:21.159	1:38.165	71	1:29.436	1:36.266			
71	55.574	1:37.326	71	1:03.841	1:36.806	71	1:12.683	1:36.979	71	1:21.911	1:39.474						
99	58.518	1:35.481	99	1:05.772	1:35.793	99	1:13.240	1:35.605	20	1:25.790	1:40.043						
20	59.976	1:36.341	20	1:07.731	1:36.294	20	1:15.993	1:36.399									
78	1:08.839	1:39.073	78	1:20.291	1:39.991												

Session Start: 15:46:30 - Finish: 16:07:24
Weather/Track Conditions: Cloud/Dry
Circuit: Croft
Track Length: 3.380 Km - 2.1002 miles

"Croft Nostalgia Weekend" Historic Race Meeting - 6 - 7 Aug 2016

Historic Formula Ford 2000 sponsored by Lackford Engineering

Race 17 - Lap Chart

Lap 13			Lap 14		
NO	Behind	Laptime	NO	Behind	Laptime
3		1:29.495	3		1:28.997
27	2.818	1:29.202	27	2.924	1:29.103
99	1 LAP	1:37.014	99	1 LAP	1:36.690
71	1 LAP	1:38.111	71	1 LAP	1:36.129
72	22.089	1:31.352	72	24.310	1:31.218
20	1 LAP	1:42.948	20	1 LAP	1:42.400
78	1 LAP	1:39.506	78	1 LAP	1:39.268
59	42.937	1:33.391	59	48.414	1:34.474
77	48.819	1:31.837	77	51.919	1:32.097
51	50.615	1:32.363	51	54.046	1:32.428
34	1:13.318	1:33.683	34	1:18.493	1:34.172
6	1:14.965	1:34.813	6	1:19.697	1:33.729
75	1:15.308	1:34.768	28	1:20.976	1:33.948
28	1:16.025	1:34.921	75	1:21.168	1:34.857

Session Start: 15:46:30 - Finish: 16:07:24
Weather/Track Conditions: Cloud/Dry
Circuit: Croft
Track Length: 3.380 Km - 2.1002 miles

"Croft Nostalgia Weekend" Historic Race Meeting - 6 - 7 Aug 2016

HSCC Classic Clubmans

Race 18 - Classification

Sheet No:

POS	NO	DRIVER/S	CLASS	CLASS POS	CAR MAKE / MODEL	TIME	LAPS	GAP	DIFF	MPH	BEST	ON
1	1	Mark Charteris	A	1	Mallock Mk20/21	20:01.888	14	-- 14 laps		88.07	1:24.285	5
2	2	John Harrison	A	2	Mallock Mk21	20:30.851	14	28.963	28.963	86.00	1:26.070	5
3	16	Mike Evans	A	3	Mallock Mk20/21	20:42.123	14	40.235	11.272	85.21	1:27.273	6
4	14	David Wale	A	4	Mallock Mk20B/21	21:08.882	14	1:06.994	26.759	83.42	1:29.177	10
5	17	Alan Cook	A	5	Mallock Mk20	19:57.708	13	-- 13 laps	20.266	82.06	1:27.975	5
6	50	Clive Wood	B	1	Mallock Mk20B	20:21.372	13	23.664	23.664	80.47	1:31.076	3
7	66	Adam Wheeler	B	2	Mallock Mk16	20:57.436	13	59.728	36.064	78.16	1:33.742	12
8	6	David Barnett	B	3	Mallock Mk18	21:03.181	13	1:05.473	5.745	77.81	1:35.669	13
9	51	Philip Hart	B	4	Mallock Mk16	21:03.962	13	1:06.254	0.781	77.76	1:35.828	11
10	58	John Muirhead	B	5	Mallock Mk18	21:26.320	13	1:28.612	22.358	76.41	1:36.614	11
11	35	Roger Waite	A	6	Royale S2000M	21:29.935	13	1:32.227	3.615	76.19	1:36.784	9
12	60	Trish Hunter	B	6	Mallock Mk16	21:34.794	13	1:37.086	4.859	75.91	1:37.221	13

---------- FASTEST LAP SUMMARY ----------

NO	DRIVER/S	CLASS	CAR MAKE / MODEL	FASTEST LAP	ON	MPH
1	Mark Charteris	A	Mallock Mk20/21	1:24.285	5	89.71
50	Clive Wood	B	Mallock Mk20B	1:31.076	3	83.02

Cars 68, 88 & 90 did not start.

Session Start: 16:17:50 - Finish: 16:37:48
Weather/Track Conditions: Cloud/Dry
Circuit: Croft
Track Length: 3.380 Km - 2.1002 miles

These results are provisional until the conclusion of any judicial and technical matters.

Clerk of the Course:	Timekeeper:	Issued at:
Julian Floyd	Nick Palmer	

MST

Printed : 07-08-2016 - 16:40

Full results available at www.mstworld.com. Email: timing@mstworld.com

"Croft Nostalgia Weekend" Historic Race Meeting - 6 - 7 Aug 2016

HSCC Classic Clubmans

Race 18 - Sector Analysis

1 Mark Charteris (A) — Mallock Mk20/21

lap	Sect-1	Speed	Sect-2	Speed	Sect-3	Speed	TopSpeed	laptime	pit	lap	Sect-1	Speed	Sect-2	Speed	Sect-3	Speed	Topspeed	laptime	pit
1		115.3	35.763	102.5	24.896	101.2		1:32.643		8	26.297	115.3	34.398	104.7	24.829	99.0		1:25.524	
2	26.389	118.1	35.394	105.4	25.192	101.7		1:26.975		9	26.105	117.5	35.147	106.2	24.664	99.4		1:25.916	
3	26.524	117.5	35.283	105.8	24.957	101.5		1:26.764		10	25.913	117.3	33.858	104.7	24.600	100.3		1:24.371	
4	26.851	115.7	34.277	103.9	24.041	100.8		1:25.169		11	25.989	117.9	33.956	104.2	24.536	99.0		1:24.481	
5	25.915	118.6	33.975	106.2	24.395	100.2		1:24.285		12	26.094	118.1	34.540	101.7	24.466	96.7		1:25.100	
6	26.290	118.1	34.497	105.0	24.500	99.7		1:25.287		13	26.230	117.7	34.960	102.6	24.407	98.1		1:25.597	
7	26.354	116.9	34.108	106.7	24.614	99.3		1:25.076		14	25.814	118.1	34.104	106.2	24.782	100.9		1:24.700	

2 John Harrison (A) — Mallock Mk21

lap	Sect-1	Speed	Sect-2	Speed	Sect-3	Speed	TopSpeed	laptime	pit	lap	Sect-1	Speed	Sect-2	Speed	Sect-3	Speed	Topspeed	laptime	pit
1		114.5	35.710	104.2	24.672	102.5		1:32.257		8	26.624	116.1	35.010	105.4	26.307	101.2		1:27.941	
2	26.612	116.3	35.496	103.9	24.884	102.0		1:26.992		9	27.678	114.9	35.938	105.5	25.765	101.2		1:29.381	
3	26.750	116.1	35.332	105.2	24.897	102.5		1:26.979		10	27.090	115.7	35.337	104.7	25.822	102.5		1:28.249	
4	26.794	115.9	35.625	106.2	24.706	102.3		1:27.125		11	27.060	115.5	37.000	104.2	25.452	100.2		1:29.512	
5	26.597	118.4	34.768	106.4	24.705	98.1		1:26.070		12	27.145	116.5	35.570	105.4	25.709	100.6		1:28.424	
6	26.612	117.1	34.832	105.4	24.969	102.0		1:26.413		13	26.503	116.5	34.855	106.2	24.933	102.0		1:26.291	
7	26.528	116.1	35.103	104.7	24.991	101.2		1:26.622		14	27.098	116.3	35.675	104.7	25.822	100.6		1:28.595	

6 David Barnett (B) — Mallock Mk18

lap	Sect-1	Speed	Sect-2	Speed	Sect-3	Speed	TopSpeed	laptime	pit	lap	Sect-1	Speed	Sect-2	Speed	Sect-3	Speed	Topspeed	laptime	pit
1		97.5	39.985	91.7	26.660	86.9		1:43.743		8	29.965	99.1	39.962	90.3	26.824	87.4		1:36.751	
2	30.068	98.0	39.803	89.7	26.749	86.9		1:36.620		9	29.815	99.1	39.314	90.9	26.602	87.4		1:35.731	D
3	29.948	98.8	40.089	89.2	26.717	87.0		1:36.754		10	29.992	98.4	39.435	90.7	26.782	87.0		1:36.209	
4	30.195	98.4	40.296	89.2	26.874	86.7		1:37.365		11	30.120	98.4	39.298	90.3	26.728	87.7		1:36.146	
5	30.102	97.5	39.879	89.6	26.856	86.8		1:36.837		12	30.027	99.0	39.714	88.7	27.273	88.3		1:37.014	
6	30.074	98.1	39.828	89.1	26.976	87.0		1:36.878		13	29.710	100.0	39.378	91.1	26.581	87.8		1:35.669	
7	30.431	98.3	40.006	90.8	27.027	87.4		1:37.464		14									

14 David Wale (A) — Mallock Mk20B/21

lap	Sect-1	Speed	Sect-2	Speed	Sect-3	Speed	TopSpeed	laptime	pit	lap	Sect-1	Speed	Sect-2	Speed	Sect-3	Speed	Topspeed	laptime	pit
1		106.2	37.074	101.8	25.378	98.0		1:36.605		8	28.222	110.0	36.389	102.1	25.140	97.8		1:29.751	
2	28.175	108.4	37.350	101.2	25.055	99.3		1:30.580		9	27.535	109.7	36.467	100.9	25.366	99.4		1:29.368	
3	28.061	108.6	36.618	100.9	25.035	99.4		1:29.714		10	27.532	110.4	36.500	102.8	25.145	99.1		1:29.177	
4	27.773	110.0	36.540	100.8	24.973	99.0		1:29.286		11	27.628	110.9	37.450	100.9	24.959	100.3		1:30.037	
5	28.298	110.2	36.704	101.2	25.093	98.7		1:30.095		12	27.760	111.5	37.847	98.1	25.045	100.3		1:30.652	
6	28.166	108.6	37.447	102.3	25.719	97.3		1:31.332		13	27.563	111.5	37.719	97.4	25.463	98.0		1:30.745	
7	28.139	109.8	36.456	102.3	25.505	97.5		1:30.100		14	28.419	109.7	37.376	99.7	25.645	98.4		1:31.440	

16 Mike Evans (A) — Mallock Mk20/21

lap	Sect-1	Speed	Sect-2	Speed	Sect-3	Speed	TopSpeed	laptime	pit	lap	Sect-1	Speed	Sect-2	Speed	Sect-3	Speed	Topspeed	laptime	pit
1		110.6	35.660	101.8	24.828	98.7		1:34.637		8	27.238	112.4	35.354	102.1	25.053	96.7		1:27.645	
2	27.387	111.5	35.775	98.1	24.969	99.0		1:28.131		9	26.930	113.9	36.527	101.2	25.188	97.7		1:28.645	
3	27.201	111.3	36.094	101.1	24.838	99.0		1:28.133		10	27.012	114.3	35.597	99.0	25.270	98.3		1:27.879	
4	27.267	111.5	35.612	102.3	25.086	98.0		1:27.965		11	27.164	112.0	35.753	101.2	26.523	94.9		1:29.440	
5	27.161	113.0	35.820	102.3	24.966	96.8		1:27.947		12	28.836	111.3	35.784	99.7	25.805	98.4		1:30.425	
6	27.164	112.6	35.061	101.8	25.048	97.7		1:27.273		13	27.311	112.8	35.665	101.2	25.368	97.4		1:28.344	
7	27.337	113.0	35.243	101.8	24.997	96.6		1:27.577		14	27.412	113.2	35.300	101.5	25.370	95.7		1:28.082	

17 Alan Cook (A) — Mallock Mk20

lap	Sect-1	Speed	Sect-2	Speed	Sect-3	Speed	TopSpeed	laptime	pit	lap	Sect-1	Speed	Sect-2	Speed	Sect-3	Speed	Topspeed	laptime	pit
1		108.6	37.228	101.1	25.168	98.7		1:37.395		8	27.990	110.4	37.400	97.8	25.677	96.1		1:31.067	
2	27.324	111.8	36.372	100.5	25.045	97.8		1:28.741		9	28.162	110.2	37.445	99.6	25.746	94.5		1:31.353	
3	27.221	110.2	36.163	101.1	25.250	98.7		1:28.634		10	28.622	109.5	37.765	98.4	25.375	94.5		1:31.762	
4	27.088	111.7	36.211	102.8	24.681	98.3		1:27.980		11	29.436	107.7	36.689	100.5	25.604	94.7		1:31.729	
5	27.202	111.7	35.978	103.4	24.795	97.8		1:27.975		12	28.257	110.9	37.852	99.7	25.402	94.9		1:31.511	
6	27.279	110.9	36.319	101.8	24.797	96.6		1:28.395		13	27.824	110.2	51.553	50.7				1:51.945	
7	27.403	110.6	36.084	102.1	25.734	95.6		1:29.221		14									

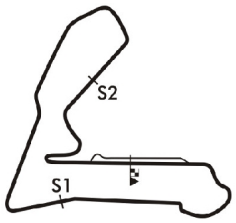

Session Start: 16:17:50 - Finish: 16:37:48
Weather/Track Conditions: Cloud/Dry
Circuit: Croft
Track Length: 3.380 Km - 2.1002 miles

"Croft Nostalgia Weekend" Historic Race Meeting - 6 - 7 Aug 2016

HSCC Classic Clubmans

Race 18 - Sector Analysis

35 Roger Waite (A) — Royale S2000M

lap	Sect-1	Speed	Sect-2	Speed	Sect-3	Speed	TopSpeed	laptime	pit	lap	Sect-1	Speed	Sect-2	Speed	Sect-3	Speed	Topspeed	laptime	pit
1		97.7	41.164	90.8	27.207	87.6		1:47.701		8	30.696	97.8	40.574	90.1	27.018	87.0		1:38.288	
2	30.559	98.0	40.952	88.7	27.416	88.0		1:38.927		9	30.494	98.5	39.281	92.2	27.009	86.9		1:36.784	
3	30.913	99.0	39.823	91.1	27.185	87.5		1:37.921		10	29.950	99.9	39.886	89.5	27.194	86.8		1:37.030	
4	30.684	98.0	40.648	89.7	27.339	87.0		1:38.671		11	30.548	98.8	42.234	81.0	27.875	86.7		1:40.657	
5	30.714	98.5	40.436	89.7	26.991	87.4		1:38.141		12	30.416	99.0	41.411	86.5	27.093	86.7		1:38.920	
6	30.720	97.8	39.976	91.7	26.794	87.5		1:37.490		13	31.047	90.0	42.628	82.7	27.967	80.3		1:41.642	
7	30.725	99.0	39.693	91.8	27.345	83.5		1:37.763		14									

50 Clive Wood (B) — Mallock Mk20B

lap	Sect-1	Speed	Sect-2	Speed	Sect-3	Speed	TopSpeed	laptime	pit	lap	Sect-1	Speed	Sect-2	Speed	Sect-3	Speed	Topspeed	laptime	pit
1		98.8	38.273	95.5	25.746	87.4		1:39.893		8	28.676	100.9	37.408	96.4	25.607	87.6		1:31.691	
2	28.723	100.5	37.707	95.2	25.508	88.1		1:31.938		9	28.576	100.9	37.554	96.3	25.577	87.8		1:31.707	
3	28.471	100.3	37.156	96.8	25.449	88.0		1:31.076		10	28.582	101.2	37.286	94.8	25.792	87.6		1:31.660	
4	28.665	100.9	37.551	96.3	25.475	87.8		1:31.691		11	28.522	102.0	38.875	83.8	27.709	74.0		1:35.106	
5	28.503	102.0	37.207	96.4	25.812	86.7		1:31.522		12	31.862	88.5	42.922	83.8	27.107	73.1		1:41.891	
6	28.639	101.7	37.037	96.4	25.615	87.6		1:31.291		13	31.886	87.5	41.133	85.6	26.928	76.8		1:39.947	
7	28.702	101.4	37.471	95.7	25.786	88.1		1:31.959		14									

51 Philip Hart (B) — Mallock Mk16

lap	Sect-1	Speed	Sect-2	Speed	Sect-3	Speed	TopSpeed	laptime	pit	lap	Sect-1	Speed	Sect-2	Speed	Sect-3	Speed	Topspeed	laptime	pit
1		91.9	39.775	90.7	26.165	84.4		1:44.389		8	30.168	97.4	39.618	90.3	26.869	86.8		1:36.655	
2	29.827	96.8	39.557	89.8	27.060	84.9		1:36.444		9	30.312	96.7	38.779	91.7	26.948	84.6		1:36.039	
3	30.042	96.4	39.864	89.6	27.009	84.9		1:36.915		10	30.543	94.5	38.847	91.4	26.900	84.4		1:36.290	
4	30.763	94.8	39.620	88.0	26.649	85.3		1:37.032		11	30.531	95.6	38.839	91.3	26.458	86.7		1:35.828	
5	30.590	94.9	39.561	91.3	26.740	85.1		1:36.891		12	30.405	96.4	39.700	84.4	26.882	86.8		1:36.987	
6	30.627	95.3	39.475	88.4	27.167	85.9		1:37.269		13	29.900	97.8	39.089	92.1	27.219	79.0		1:36.208	
7	30.587	95.3	39.251	91.9	27.177	86.1		1:37.015		14									

58 John Muirhead (B) — Mallock Mk18

lap	Sect-1	Speed	Sect-2	Speed	Sect-3	Speed	TopSpeed	laptime	pit	lap	Sect-1	Speed	Sect-2	Speed	Sect-3	Speed	Topspeed	laptime	pit
1		92.7	41.433	90.9	27.593	83.8		1:48.291		8	30.540	94.5	40.048	89.8	27.218	83.8		1:37.806	
2	30.750	95.1	40.804	88.8	27.632	83.9		1:39.186		9	31.126	94.3	40.075	90.1	27.072	83.1		1:38.273	
3	31.144	93.9	40.613	89.4	27.770	81.8		1:39.527		10	30.188	95.5	39.772	89.7	27.119	83.2		1:37.079	
4	30.585	96.0	40.464	89.4	27.470	83.9		1:38.519		11	30.253	95.2	39.764	90.1	26.597	83.3		1:36.614	
5	30.806	95.9	40.605	89.8	27.786	83.2		1:39.197		12	30.227	91.7	40.149	88.0	26.680	82.8		1:37.056	
6	30.603	95.2	40.286	90.1	27.321	82.3		1:38.210		13	30.232	96.8	39.854	89.8	27.058	83.0		1:37.144	
7	30.478	95.7	40.336	89.8	28.604	82.3		1:39.418		14									

60 Trish Hunter (B) — Mallock Mk16

lap	Sect-1	Speed	Sect-2	Speed	Sect-3	Speed	TopSpeed	laptime	pit	lap	Sect-1	Speed	Sect-2	Speed	Sect-3	Speed	Topspeed	laptime	pit
1		88.4	41.312	88.0	27.110	86.0		1:47.312		8	30.450	96.6	40.734	88.8	27.504	88.3		1:38.688	
2	30.408	95.9	41.340	87.4	27.166	86.4		1:38.914		9	30.516	97.1	40.431	90.8	30.561	81.3		1:41.508	
3	31.129	96.0	41.661	89.2	27.510	85.7		1:40.300		10	31.065	97.0	41.023	88.1	27.117	86.8		1:39.205	
4	30.637	96.7	40.718	90.3	27.425	85.8		1:38.780		11	30.734	97.4	40.471	88.5	26.623	86.9		1:37.828	
5	30.724	96.6	40.728	89.0	27.348	85.9		1:38.800		12	30.790	96.7	39.933	89.4	28.030	85.8		1:38.753	
6	30.838	96.4	40.283	88.8	27.221	86.0		1:38.342		13	30.593	97.5	39.976	88.9	26.652	87.0		1:37.221	
7	30.622	97.0	40.509	89.6	28.012	86.5		1:39.143		14									

66 Adam Wheeler (B) — Mallock Mk16

lap	Sect-1	Speed	Sect-2	Speed	Sect-3	Speed	TopSpeed	laptime	pit	lap	Sect-1	Speed	Sect-2	Speed	Sect-3	Speed	Topspeed	laptime	pit
1		90.1	40.215	91.3	26.706	86.0		1:45.538		8	29.346	100.2	38.498	93.9	27.747	86.8		1:35.591	
2	29.384	99.7	39.263	91.9	27.170	86.9		1:35.817		9	29.432	100.5	38.252	93.9	26.099	83.7		1:33.783	
3	29.460	99.3	39.773	89.1	26.836	87.4		1:36.069		10	30.339	98.4	40.916	91.7	26.834	86.1		1:38.089	
4	30.291	98.7	40.660	86.8	26.560	88.9		1:37.511		11	29.529	98.8	38.776	90.8	27.183	87.5		1:35.488	
5	30.391	98.0	39.274	92.2	26.967	87.6		1:36.632		12	29.472	99.1	38.171	94.1	26.099	85.4		1:33.742	
6	30.318	98.7	39.508	90.2	27.270	87.7		1:37.096		13	29.603	99.6	38.841	88.4	28.536	74.2		1:36.980	
7	30.256	98.8	38.764	94.0	26.080	87.8		1:35.100		14									

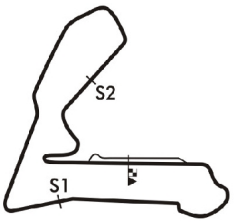

Session Start: 16:17:50 - Finish: 16:37:48
Weather/Track Conditions: Cloud/Dry
Circuit: Croft
Track Length: 3.380 Km - 2.1002 miles

"Croft Nostalgia Weekend" Historic Race Meeting - 6 - 7 Aug 2016

HSCC Classic Clubmans

Race 18 - Best Sector Times

			Sector 1			Sector 2			Sector 3					
POS	NO	DRIVER/S	TIME	LAP	POS	TIME	LAP	POS	TIME	LAP	POS	IDEAL LAP	BEST LAP	On
1	1	Mark Charteris	25.814	14	1	33.858	10	1	24.041	4	1	1:23.713	**1:24.285**	**5**
2	2	John Harrison	26.503	13	2	34.768	5	2	24.672	1	2	1:25.943	**1:26.070**	**5**
3	16	Mike Evans	26.930	9	3	35.061	6	3	24.828	1	4	1:26.819	**1:27.273**	**6**
4	14	David Wale	27.532	10	5	36.389	8	5	24.959	11	5	1:28.880	**1:29.177**	**10**
5	17	Alan Cook	27.088	4	4	35.978	5	4	24.681	4	3	1:27.747	**1:27.975**	**5**
6	50	Clive Wood	28.471	3	6	37.037	6	6	25.449	3	6	1:30.957	**1:31.076**	**3**
7	66	Adam Wheeler	29.346	8	7	38.171	12	7	26.080	7	7	1:33.597	**1:33.742**	**12**
8	6	David Barnett	29.710	13	8	39.298	11	10	26.581	13	9	1:35.589	**1:35.669**	**13**
9	51	Philip Hart	29.827	2	9	38.779	9	8	26.165	1	8	1:34.771	**1:35.828**	**11**
10	58	John Muirhead	30.188	10	11	39.764	11	11	26.597	11	10	1:36.549	**1:36.614**	**11**
11	35	Roger Waite	29.950	10	10	39.281	9	9	26.794	6	12	1:36.025	**1:36.784**	**9**
12	60	Trish Hunter	30.408	2	12	39.933	12	12	26.623	11	11	1:36.964	**1:37.221**	**13**

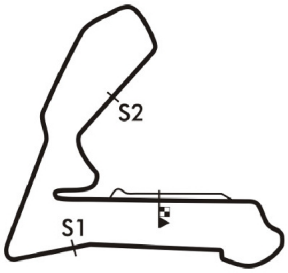

Session Start: 16:17:50 - Finish: 16:37:48
Weather/Track Conditions: Cloud/Dry
Circuit: Croft
Track Length: 3.380 Km - 2.1002 miles

"Croft Nostalgia Weekend" Historic Race Meeting - 6 - 7 Aug 2016

HSCC Classic Clubmans

Race 18 - Best Sector Speeds

	NO	SECTOR 1	MPH	NO	SECTOR 2	MPH	NO	SECTOR 3	MPH
1	1	Mark Charteris	118.6	1	Mark Charteris	106.7	2	John Harrison	102.5
2	2	John Harrison	118.4	2	John Harrison	106.4	1	Mark Charteris	101.7
3	16	Mike Evans	114.3	17	Alan Cook	103.4	14	David Wale	100.3
4	17	Alan Cook	111.8	14	David Wale	102.8	16	Mike Evans	99.0
5	14	David Wale	111.5	16	Mike Evans	102.3	17	Alan Cook	98.7
6	50	Clive Wood	102.0	50	Clive Wood	96.8	66	Adam Wheeler	88.9
7	66	Adam Wheeler	100.5	66	Adam Wheeler	94.1	6	David Barnett	88.3
8	6	David Barnett	100.0	35	Roger Waite	92.2	60	Trish Hunter	88.3
9	35	Roger Waite	99.9	51	Philip Hart	92.1	50	Clive Wood	88.1
10	51	Philip Hart	97.8	6	David Barnett	91.7	35	Roger Waite	88.0
11	60	Trish Hunter	97.5	58	John Muirhead	90.9	51	Philip Hart	86.8
12	58	John Muirhead	96.8	60	Trish Hunter	90.8	58	John Muirhead	83.9

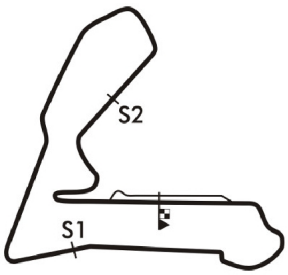

Session Start: 16:17:50 - Finish: 16:37:48
Weather/Track Conditions: Cloud/Dry
Circuit: Croft
Track Length: 3.380 Km - 2.1002 miles

"Croft Nostalgia Weekend" Historic Race Meeting - 6 - 7 Aug 2016

HSCC Classic Clubmans

Race 18 - Lap Chart

Lap 1			Lap 2			Lap 3			Lap 4			Lap 5			Lap 6		
NO	Behind	Laptime	NO	Behind	Laptime	NO	Behind	Laptime	NO	Behind	Laptime	NO	Behind	Laptime	NO	Behind	Laptime
2		1:32.257	2		1:26.992	2		1:26.979	1		1:25.169	1		1:24.285	1		1:25.287
1	0.386	1:32.643	1	0.369	1:26.975	1	0.154	1:26.764	2	1.802	1:27.125	2	3.587	1:26.070	2	4.713	1:26.413
16	2.380	1:34.637	16	3.519	1:28.131	16	4.673	1:28.133	16	7.315	1:27.965	16	10.977	1:27.947	16	12.963	1:27.273
14	4.348	1:36.605	17	6.887	1:28.741	17	8.542	1:28.634	17	11.199	1:27.980	17	14.889	1:27.975	17	17.997	1:28.395
17	5.138	1:37.395	14	7.936	1:30.580	14	10.671	1:29.714	14	14.634	1:29.286	14	20.444	1:30.095	14	26.489	1:31.332
50	7.636	1:39.893	50	12.582	1:31.938	50	16.679	1:31.076	50	23.047	1:31.691	50	30.284	1:31.522	50	36.288	1:31.291
6	11.486	1:43.743	6	21.114	1:36.620	6	30.889	1:36.754	6	42.931	1:37.365	6	55.483	1:36.837	6	1:07.074	1:36.878
51	12.132	1:44.389	51	21.584	1:36.444	66	31.196	1:36.069	51	43.229	1:37.032	66	55.731	1:36.632	66	1:07.540	1:37.096
66	13.281	1:45.538	66	22.106	1:35.817	51	31.520	1:36.915	66	43.384	1:37.511	51	55.835	1:36.891	51	1:07.817	1:37.269
60	15.055	1:47.312	60	26.977	1:38.914	35	38.321	1:37.921	35	51.669	1:38.671	35	1:05.525	1:38.141	35	1:17.728	1:37.490
35	15.444	1:47.701	35	27.379	1:38.927	60	40.298	1:40.300	60	53.755	1:38.780	60	1:08.270	1:38.800	60	1:21.325	1:38.342
58	16.034	1:48.291	58	28.228	1:39.186	58	40.776	1:39.527	58	53.972	1:38.519	58	1:08.884	1:39.197	58	1:21.807	1:38.210

Session Start: 16:17:50 - Finish: 16:37:48
Weather/Track Conditions: Cloud/Dry
Circuit: Croft
Track Length: 3.380 Km - 2.1002 miles

MST
Full results available at www.mstworld.com. Email: timing@mstworld.com

Printed : 07-08-2016 - 16:42

"Croft Nostalgia Weekend" Historic Race Meeting - 6 - 7 Aug 2016

HSCC Classic Clubmans

Race 18 - Lap Chart

Lap 7			Lap 8			Lap 9			Lap 10			Lap 11			Lap 12		
NO	Behind	Laptime	NO	Behind	Laptime	NO	Behind	Laptime	NO	Behind	Laptime	NO	Behind	Laptime	NO	Behind	Laptime
1		1:25.076	1		1:25.524	1		1:25.916	1		1:24.371	1		1:24.481	1		1:25.100
2	6.259	1:26.622	35	1 LAP	1:37.763	66	1 LAP	1:35.591	66	1 LAP	1:33.783	2	21.050	1:29.512	2	24.374	1:28.424
16	15.464	1:27.577	2	8.676	1:27.941	6	1 LAP	1:36.751	2	16.019	1:28.249	66	1 LAP	1:38.089	16	34.106	1:30.425
17	22.142	1:29.221	60	1 LAP	1:39.143	51	1 LAP	1:36.655	6	1 LAP	1:35.731	6	1 LAP	1:36.209	66	1 LAP	1:35.488
14	31.513	1:30.100	58	1 LAP	1:39.418	2	12.141	1:29.381	51	1 LAP	1:36.039	51	1 LAP	1:36.290	6	1 LAP	1:36.146
50	43.171	1:31.959	16	17.585	1:27.645	35	1 LAP	1:38.288	16	23.822	1:27.879	16	28.781	1:29.440	51	1 LAP	1:35.828
66	1:17.564	1:35.100	17	27.685	1:31.067	16	20.314	1:28.645	35	1 LAP	1:36.784	35	1 LAP	1:37.030	17	54.172	1:31.511
6	1:19.462	1:37.464	14	35.740	1:29.751	58	1 LAP	1:37.806	58	1 LAP	1:38.273	17	47.761	1:31.729	14	55.106	1:30.652
51	1:19.756	1:37.015	50	49.338	1:31.691	60	1 LAP	1:38.688	60	1 LAP	1:41.508	58	1 LAP	1:37.079	35	1 LAP	1:40.657
						17	33.122	1:31.353	17	40.513	1:31.762	14	49.554	1:30.037	58	1 LAP	1:36.614
						14	39.192	1:29.368	14	43.998	1:29.177	60	1 LAP	1:39.205	60	1 LAP	1:37.828
						50	55.129	1:31.707	50	1:02.418	1:31.660	50	1:13.043	1:35.106			

Session Start: 16:17:50 - Finish: 16:37:48
Weather/Track Conditions: Cloud/Dry
Circuit: Croft
Track Length: 3.380 Km - 2.1002 miles

MST
Full results available at www.mstworld.com. Email: timing@mstworld.com

Printed : 07-08-2016 - 16:42

"Croft Nostalgia Weekend" Historic Race Meeting - 6 - 7 Aug 2016

HSCC Classic Clubmans

Race 18 - Lap Chart

Lap 13			Lap 14		
NO	Behind	Laptime	NO	Behind	Laptime
1		1:25.597	1		1:24.700
50	1 LAP	1:41.891	50	1 LAP	1:39.947
2	25.068	1:26.291	2	28.963	1:28.595
16	36.853	1:28.344	16	40.235	1:28.082
66	1 LAP	1:33.742	66	1 LAP	1:36.980
6	1 LAP	1:37.014	6	1 LAP	1:35.669
51	1 LAP	1:36.987	51	1 LAP	1:36.208
14	1:00.254	1:30.745	14	1:06.994	1:31.440
35	1 LAP	1:38.920	58	1 LAP	1:37.144
58	1 LAP	1:37.056	35	1 LAP	1:41.642
60	1 LAP	1:38.753	60	1 LAP	1:37.221
17	1:20.520	1:51.945			

Session Start: 16:17:50 - Finish: 16:37:48
Weather/Track Conditions: Cloud/Dry
Circuit: Croft
Track Length: 3.380 Km - 2.1002 miles

MST
Full results available at www.mstworld.com. Email: timing@mstworld.com

Printed : 07-08-2016 - 16:42

"Croft Nostalgia Weekend" Historic Race Meeting - 6 - 7 Aug 2016

Lackford Engineering Midget & Sprite Challenge

Race 19 - Classification

Sheet No:

POS	NO	DRIVER/S	CLASS	CLASS POS	CAR MAKE / MODEL	TIME	LAPS	GAP	DIFF	MPH	BEST	ON
1	12	James Dunkley	A	1	MG Midget	21:06.062	13	-- 13 laps		77.63	1:34.249	3
2	4	David Weston	A	2	MG Midget	21:14.803	13	8.741	8.741	77.10	1:35.300	4
3	46	Steve Collier	B	1	MG Midget	22:48.021	13	1:41.959	1:33.218	71.84	1:42.993	3
4	55	Andrew McGee	A	3	MG Midget	21:08.791	12	-- 12 laps	9.167	71.51	1:43.316	4
5	7	Pippa Cow	E	1	MG Midget	21:11.563	12	2.772	2.772	71.35	1:43.654	9
6	25	Tom Walker	D	1	Austin Sprite Mk1	21:13.528	12	4.737	1.965	71.24	1:44.190	10
7	6	Martin Morris	A	4	MG Midget	21:21.965	12	13.174	8.437	70.77	1:39.217	2
8	33	John Bridge	D	2	Austin Healey Sprite	21:27.800	12	19.009	5.835	70.45	1:45.364	9
9	19	Ian Burgin	E	2	Austin Healey Sprite	21:28.335	12	19.544	0.535	70.42	1:45.067	12
10	36	Dean Stanton	D	3	Austin Healey Sprite	21:35.170	12	26.379	6.835	70.05	1:44.919	11
11	99	Richard Wildman	B	2	MG Midget	21:35.846	12	27.055	0.676	70.02	1:43.246	4
12	3	Nigel Lackford	D	4	Austin Healey Sprite	21:36.560	12	27.769	0.714	69.97	1:44.648	9
13	35	Edward Easton	D	5	MG Midget	22:05.448	12	56.657	28.888	68.45	1:46.372	4
14	47	John Tewson	D	6	Austin Sprite Mk1	22:23.141	12	1:14.350	17.693	67.55	1:49.169	11
15	52	Carl Chadwick	B	3	MG Midget	22:37.658	12	1:28.867	14.517	66.82	1:46.568	4
16	17	Richard Homer	E	3	MG Midget	23:05.662	11	-- 11 laps	2:18.452	60.02	1:56.484	2
		---------- NOT CLASSIFIED ----------										
DNF	29	Graeme Adams	A		MG Midget	19:35.154	12	-- 12 laps		77.21	1:36.079	3
DNF	8	Nick Day	A		MG Midget	17:38.319	10	-- 10 laps	1:18.711	71.44	1:38.807	3
DNF	13	Neville Laskey	E		MG Midget	6:07.867	3	-- 3 laps --	58.976	61.66	1:56.533	2
DNF	57	Robin Lackford	E		Austin Healey Sprite							
DNF	76	Andrew Southcott	B		MG Lenham							

---------- FASTEST LAP SUMMARY ----------

NO	DRIVER/S	CLASS	CAR MAKE / MODEL	FASTEST LAP	ON	MPH
12	James Dunkley	A	MG Midget	1:34.249	3	80.22
46	Steve Collier	B	MG Midget	1:42.993	3	73.41
7	Pippa Cow	E	MG Midget	1:43.654	9	72.94
25	Tom Walker	D	Austin Sprite Mk1	1:44.190	10	72.57

Cars 21, 69 & 86 did not start.

Session Start: 16:48:20 - Finish: 17:09:25
Weather/Track Conditions: Cloud/Dry
Circuit: Croft
Track Length: 3.380 Km - 2.1002 miles

These results are provisional until the conclusion of any judicial and technical matters.

Clerk of the Course:	Timekeeper:	Issued at:
Julian Floyd	Nick Palmer	

MST

Printed : 07-08-2016 - 17:11

Full results available at www.mstworld.com. Email: timing@mstworld.com

"Croft Nostalgia Weekend" Historic Race Meeting - 6 - 7 Aug 2016

Lackford Engineering Midget & Sprite Challenge

Race 19 - Sector Analysis

3 Nigel Lackford (D) — Austin Healey Sprite Mk1

lap	Sect-1	Speed	Sect-2	Speed	Sect-3	Speed	TopSpeed	laptime	pit	lap	Sect-1	Speed	Sect-2	Speed	Sect-3	Speed	Topspeed	laptime	pit
1		85.4	46.745	81.2	30.537	78.9		2:05.433		7	32.713	89.8	43.199	83.6	29.997	81.0		1:45.909	
2	33.563	90.6	44.264	81.3	29.649	80.6		1:47.476		8	32.318	92.1	43.210	85.2	30.202	80.6		1:45.730	
3	32.649	94.8	42.963	84.8	29.429	81.1		1:45.041		9	32.377	94.1	42.429	85.4	29.842	80.8		1:44.648	
4	33.088	92.6	43.621	85.5	29.909	80.8		1:46.618		10	33.506	95.3	42.885	83.6	29.650	80.6		1:46.041	
5	32.636	94.9	43.968	82.8	35.355	79.0		1:51.959		11	31.890	96.1	43.015	85.3	30.100	80.8		1:45.005	
6	32.597	92.8	42.666	83.1	31.233	79.9		1:46.496		12	33.195	88.8	43.079	85.1	29.930	79.6		1:46.204	

4 David Weston (A) — MG Midget

lap	Sect-1	Speed	Sect-2	Speed	Sect-3	Speed	TopSpeed	laptime	pit	lap	Sect-1	Speed	Sect-2	Speed	Sect-3	Speed	Topspeed	laptime	pit
1		99.0	40.143	93.1	26.674	90.1		1:43.452		8	31.057	98.4	41.163	91.9	27.480	89.5		1:39.700	
2	31.841	100.2	39.537	92.8	27.151	77.0		1:38.529		9	30.278	97.8	40.083	91.7	27.486	89.6		1:37.847	
3	30.538	99.6	39.164	94.5	26.178	89.5		1:35.880		10	30.342	98.1	39.823	93.2	27.866	86.8		1:38.031	
4	30.043	100.3	38.798	94.8	26.459	88.3		1:35.300		11	29.763	102.0	39.076	93.3	27.219	89.5		1:36.058	
5	30.168	99.0	39.191	94.1	28.563	89.0		1:37.922		12	30.530	102.9	39.248	90.6	26.936	89.2		1:36.714	
6	29.803	100.3	39.075	92.2	28.668	89.1		1:37.546		13	29.715	104.2	41.524	91.4	27.915	88.1		1:39.154	
7	29.789	101.4	38.999	93.3	29.882	79.0		1:38.670		14									

6 Martin Morris (A) — MG Midget

lap	Sect-1	Speed	Sect-2	Speed	Sect-3	Speed	TopSpeed	laptime	pit	lap	Sect-1	Speed	Sect-2	Speed	Sect-3	Speed	Topspeed	laptime	pit
1		97.0	40.758	89.1	26.998	86.5		1:51.505		7	34.449	94.9	44.095	79.1	32.505	72.3		1:51.049	
2	31.492	96.8	40.947	87.8	26.778	86.6		1:39.217		8	32.481	96.8	42.252	86.5	32.900	69.6		1:47.633	
3	32.095	95.2	42.206	84.0	31.298	65.7		1:45.599		9	33.071	94.8	41.607	85.6	31.610	70.5		1:46.288	
4	34.541	94.1	42.126	86.6	30.227	71.3		1:46.894		10	33.105	95.1	41.841	85.3	31.012	71.1		1:45.958	
5	32.897	94.5	41.588	85.5	32.660	69.9		1:47.145		11	32.333	97.0	41.512	86.5	31.465	69.3		1:45.310	
6	34.612	94.4	42.213	84.3	32.092	71.9		1:48.917		12	32.146	95.9	42.445	86.0	31.859	70.8		1:46.450	

7 Pippa Cow (E) — MG Midget

lap	Sect-1	Speed	Sect-2	Speed	Sect-3	Speed	TopSpeed	laptime	pit	lap	Sect-1	Speed	Sect-2	Speed	Sect-3	Speed	Topspeed	laptime	pit
1		88.9	43.769	87.5	30.166	86.4		1:57.944		7	31.945	96.4	42.534	86.9	29.840	85.8		1:44.319	
2	32.849	97.1	42.912	85.5	29.890	86.3		1:45.651		8	32.099	95.5	42.703	87.6	30.423	85.2		1:45.225	
3	33.491	94.0	42.632	87.4	29.081	86.1		1:45.204		9	31.923	99.7	42.268	87.6	29.463	85.9		1:43.654	
4	32.870	94.8	42.713	87.5	28.737	85.6		1:44.320		10	32.029	97.1	42.519	88.1	29.424	86.1		1:43.972	
5	32.584	95.1	43.277	85.9	31.475	85.8		1:47.336		11	31.952	98.7	42.289	88.3	30.503	86.3		1:44.744	
6	32.356	97.8	42.525	87.8	30.344	86.7		1:45.225		12	31.658	98.1	42.764	86.8	29.547	85.1		1:43.969	

8 Nick Day (A) — MG Midget

lap	Sect-1	Speed	Sect-2	Speed	Sect-3	Speed	TopSpeed	laptime	pit	lap	Sect-1	Speed	Sect-2	Speed	Sect-3	Speed	Topspeed	laptime	pit
1		90.7	41.429	87.4	26.908	86.5		1:48.940		6	34.474	99.1	44.878	79.4	30.663	82.1		1:50.015	
2	32.442	94.4	41.777	83.8	26.925	86.3		1:41.144		7	35.228	88.9	43.212	84.0	28.385	85.4		1:46.825	
3	31.068	94.7	41.078	87.6	26.661	86.8		1:38.807		8	33.479	89.8	42.351	87.0	27.470	85.6		1:43.300	
4	31.416	93.5	41.668	84.5	28.029	83.8		1:41.113		9	32.007	90.0	46.241	75.1	29.516	79.0		1:47.764	
5	31.750	93.2	41.452	86.9	29.495	82.0		1:42.697		10	37.811	79.6	50.276	65.3				1:57.714	

12 James Dunkley (A) — MG Midget

lap	Sect-1	Speed	Sect-2	Speed	Sect-3	Speed	TopSpeed	laptime	pit	lap	Sect-1	Speed	Sect-2	Speed	Sect-3	Speed	Topspeed	laptime	pit
1		99.6	39.909	92.1	27.270	87.4		1:43.017		8	29.957	98.8	38.393	93.3	27.544	88.0		1:35.894	
2	31.517	99.0	39.221	92.8	26.197	87.5		1:36.935		9	29.591	99.1	39.048	92.6	27.815	86.0		1:36.454	
3	29.248	100.0	38.476	93.2	26.525	87.7		1:34.249		10	29.874	99.1	38.677	90.9	27.757	86.8		1:36.308	
4	29.204	99.6	38.820	92.6	26.879	87.8		1:34.903		11	30.141	101.2	39.637	92.6	27.472	86.9		1:37.250	
5	29.600	99.3	38.803	92.1	31.093	86.1		1:39.496		12	30.126	100.8	39.439	90.7	28.074	86.5		1:37.639	
6	31.183	98.4	38.789	92.4	29.050	86.3		1:39.022		13	30.517	98.5	39.978	86.3	28.382	84.7		1:38.877	
7	29.717	100.2	38.516	92.1	27.785	87.7		1:36.018		14									

13 Neville Laskey (E) — MG Midget

lap	Sect-1	Speed	Sect-2	Speed	Sect-3	Speed	TopSpeed	laptime	pit	lap	Sect-1	Speed	Sect-2	Speed	Sect-3	Speed	Topspeed	laptime	pit
1		80.7	49.114	73.4	31.904	74.3		2:13.704		3	35.773	85.4	49.170	74.5	32.687	72.4		1:57.630	
2	36.368	84.0	47.938	74.9	32.227	74.2		1:56.533		4									

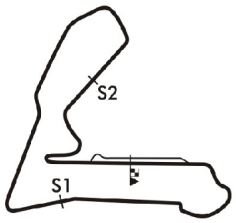

Session Start: 16:48:20 - Finish: 17:09:25
Weather/Track Conditions: Cloud/Dry
Circuit: Croft
Track Length: 3.380 Km - 2.1002 miles

"Croft Nostalgia Weekend" Historic Race Meeting - 6 - 7 Aug 2016

Lackford Engineering Midget & Sprite Challenge

Race 19 - Sector Analysis

17 Richard Homer (E) — MG Midget

lap	Sect-1	Speed	Sect-2	Speed	Sect-3	Speed	TopSpeed	laptime	pit	lap	Sect-1	Speed	Sect-2	Speed	Sect-3	Speed	Topspeed	laptime	pit
1		83.0	49.730	77.9	30.736	78.5		2:11.916		7	44.068	67.4	57.791	65.8	34.116	72.6		2:15.975	
2	37.066	87.0	48.514	77.9	30.904	77.7		1:56.484		8	38.880	81.4	52.326	68.1	33.184	73.7		2:04.390	
3	36.994	85.2	50.644	77.3	31.434	77.2		1:59.072		9	38.363	81.7	51.914	66.8	32.961	74.9		2:03.238	
4	37.054	85.8	49.825	77.9	36.367	67.1		2:03.246		10	38.925	77.9	51.647	70.1	33.513	73.7		2:04.085	
5	41.786	77.5	55.140	70.6	36.306	72.5		2:13.232		11	38.477	82.8	51.393	73.4	32.422	74.6		2:02.292	
6	40.473	76.4	54.547	61.5	36.712	65.7		2:11.732		12									

19 Ian Burgin (E) — Austin Healey Sprite Mk1

lap	Sect-1	Speed	Sect-2	Speed	Sect-3	Speed	TopSpeed	laptime	pit	lap	Sect-1	Speed	Sect-2	Speed	Sect-3	Speed	Topspeed	laptime	pit
1		91.1	44.586	85.1	30.541	83.1		1:58.865		7	32.467	92.8	43.330	85.3	30.826	83.2		1:46.623	
2	33.182	93.5	43.240	84.6	29.458	82.5		1:45.880		8	33.093	93.1	42.915	84.9	30.111	83.0		1:46.119	
3	33.177	94.9	44.689	84.1	29.487	83.4		1:47.353		9	32.370	95.5	43.193	84.8	29.963	83.1		1:45.526	
4	32.502	94.0	43.641	85.2	29.213	83.2		1:45.356		10	32.361	96.1	44.014	84.9	30.421	83.0		1:46.796	
5	32.451	93.5	43.822	85.2	31.339	82.4		1:47.612		11	33.526	95.7	43.198	84.5	29.336	83.0		1:46.060	
6	32.318	94.5	44.185	84.3	30.575	83.6		1:47.078		12	32.467	91.7	42.916	85.8	29.684	81.5		1:45.067	

25 Tom Walker (D) — Austin Sprite Mk1

lap	Sect-1	Speed	Sect-2	Speed	Sect-3	Speed	TopSpeed	laptime	pit	lap	Sect-1	Speed	Sect-2	Speed	Sect-3	Speed	Topspeed	laptime	pit
1		90.4	42.795	86.7	28.985	86.7		1:52.699		7	32.793	97.4	44.720	82.7	29.628	85.6		1:47.141	
2	32.967	95.2	43.638	87.8	28.964	84.5		1:45.569		8	32.962	97.0	44.455	85.5	29.906	85.8		1:47.323	
3	33.158	98.1	42.899	88.7	28.443	86.4		1:44.500		9	32.443	97.5	43.382	86.3	29.633	86.6		1:45.458	
4	32.679	96.4	42.988	88.2	29.052	85.8		1:44.719		10	32.106	100.2	42.656	88.4	29.428	85.7		1:44.190	
5	32.177	99.1	42.346	89.6	30.942	82.2		1:45.465		11	31.956	101.5	43.014	87.8	29.911	83.8		1:44.881	
6	33.562	97.8	43.313	88.0	30.072	86.1		1:46.947		12	32.226	98.8	42.554	88.3	29.856	84.3		1:44.636	

29 Graeme Adams (A) — MG Midget

lap	Sect-1	Speed	Sect-2	Speed	Sect-3	Speed	TopSpeed	laptime	pit	lap	Sect-1	Speed	Sect-2	Speed	Sect-3	Speed	Topspeed	laptime	pit
1		100.9	39.825	89.6	27.316	88.0		1:42.866		7	29.879	104.0	39.283	91.9	27.651	87.4		1:36.813	
2	31.557	100.6	39.999	92.4	26.601	84.6		1:38.157		8	29.484	102.3	39.221	91.4	27.445	87.7		1:36.150	
3	30.258	101.7	39.031	92.3	26.790	87.0		1:36.079		9	30.198	100.5	40.643	88.1	27.694	85.7		1:38.535	
4	30.056	101.4	39.422	90.0	26.878	88.9		1:36.356		10	30.638	101.4	40.413	89.4	28.109	86.8		1:39.160	
5	30.008	98.7	39.759	91.9	28.742	87.4		1:38.509		11	31.322	101.5	39.857	89.7	27.299	87.5		1:38.478	
6	29.651	103.6	38.956	92.8	28.376	88.8		1:36.983		12	30.298	102.5	39.368	89.7	27.402	86.8		1:37.068	

33 John Bridge (D) — Austin Healey Sprite

lap	Sect-1	Speed	Sect-2	Speed	Sect-3	Speed	TopSpeed	laptime	pit	lap	Sect-1	Speed	Sect-2	Speed	Sect-3	Speed	Topspeed	laptime	pit
1		92.8	44.149	82.4	30.494	83.6		1:57.296		7	33.032	95.9	43.341	84.5	30.954	84.7		1:47.327	
2	32.945	94.9	43.233	82.2	29.635	83.4		1:45.813		8	32.980	95.5	43.065	82.7	30.461	84.7		1:46.506	
3	34.223	94.1	43.506	83.9	29.445	84.7		1:47.174		9	32.314	97.7	42.794	84.9	30.256	84.7		1:45.364	
4	32.846	96.1	44.159	84.5	29.347	84.8		1:46.352		10	32.137	97.7	44.316	84.7	29.662	84.3		1:46.115	
5	32.521	96.0	43.587	84.0	30.569	84.7		1:46.677		11	32.470	93.7	43.376	84.1	29.788	84.7		1:45.634	
6	33.384	95.3	43.451	83.6	30.316	85.7		1:47.151		12	32.685	97.3	43.858	84.1	29.848	84.3		1:46.391	

35 Edward Easton (D) — MG Midget

lap	Sect-1	Speed	Sect-2	Speed	Sect-3	Speed	TopSpeed	laptime	pit	lap	Sect-1	Speed	Sect-2	Speed	Sect-3	Speed	Topspeed	laptime	pit
1		87.2	46.555	82.8	30.587	79.0		2:02.727		7	33.327	91.2	44.574	83.0	31.024	80.5		1:48.925	
2	33.881	92.3	45.843	83.6	29.548	81.2		1:49.272		8	33.940	89.8	47.372	82.2	30.577	80.4		1:51.889	
3	32.856	94.8	44.538	83.6	29.439	82.0		1:46.833		9	33.491	90.9	45.054	82.8	30.511	79.9		1:49.056	
4	32.767	94.5	44.366	84.2	29.239	81.0		1:46.372		10	34.476	91.4	45.095	82.4	30.560	79.8		1:50.131	
5	32.598	94.1	44.164	83.5	32.767	80.1		1:49.529		11	33.475	92.6	44.995	82.5	30.116	80.1		1:48.586	
6	33.145	93.3	45.068	77.9	31.109	80.9		1:49.322		12	33.791	92.3	48.193	81.9	30.822	79.5		1:52.806	

36 Dean Stanton (D) — Austin Healey Sprite Mk1

lap	Sect-1	Speed	Sect-2	Speed	Sect-3	Speed	TopSpeed	laptime	pit	lap	Sect-1	Speed	Sect-2	Speed	Sect-3	Speed	Topspeed	laptime	pit
1		90.4	44.824	83.4	30.908	80.6		2:02.178		7	33.003	90.9	43.601	85.9	30.122	83.7		1:46.726	
2	33.910	90.1	45.311	84.2	29.595	83.6		1:48.816		8	32.599	92.7	43.365	86.8	29.680	82.8		1:45.644	
3	33.225	95.5	43.744	85.7	29.163	83.4		1:46.132		9	32.995	94.8	42.580	86.8	29.678	82.8		1:45.253	
4	33.256	93.7	44.024	85.6	29.312	84.0		1:46.592		10	33.806	95.1	42.676	86.4	29.581	83.1		1:46.063	
5	33.189	95.5	43.985	84.1	31.789	82.3		1:48.963		11	32.271	95.2	43.151	86.7	29.497	82.8		1:44.919	
6	33.134	92.4	44.117	85.5	31.067	82.3		1:48.318		12	32.278	93.9	43.461	86.1	29.827	81.9		1:45.566	

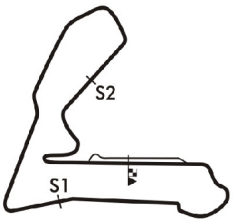

Session Start: 16:48:20 - Finish: 17:09:25
Weather/Track Conditions: Cloud/Dry
Circuit: Croft
Track Length: 3.380 Km - 2.1002 miles

"Croft Nostalgia Weekend" Historic Race Meeting - 6 - 7 Aug 2016

Lackford Engineering Midget & Sprite Challenge

Race 19 - Sector Analysis

46 Steve Collier (B) — MG Midget

lap	Sect-1	Speed	Sect-2	Speed	Sect-3	Speed	TopSpeed	laptime	pit	lap	Sect-1	Speed	Sect-2	Speed	Sect-3	Speed	Topspeed	laptime	pit
1		96.1	42.030	85.2	28.434	84.6		1:48.324		8	32.358	96.6	42.057	85.2	29.670	82.8		1:44.085	
2	32.711	95.7	42.751	86.3	29.125	81.5		1:44.587		9	32.131	97.1	42.084	85.9	29.506	82.4		1:43.721	
3	32.073	97.4	41.889	85.2	29.031	82.4		1:42.993		10	33.205	94.5	42.298	84.5	29.858	82.1		1:45.361	
4	32.093	96.3	42.625	85.7	28.783	81.0		1:43.501		11	33.013	95.3	42.729	84.8	30.092	77.9		1:45.834	
5	31.854	97.5	42.103	84.6	30.411	82.7		1:44.368		12	32.072	97.8	42.582	85.4	29.689	80.4		1:44.343	
6	32.167	96.6	42.497	84.6	30.208	81.9		1:44.872		13	32.816	95.5	44.431	81.0	31.150	72.6		1:48.397	
7	34.669	90.8	42.703	84.6	30.263	82.4		1:47.635		14									

47 John Tewson (D) — Austin Sprite Mk1

lap	Sect-1	Speed	Sect-2	Speed	Sect-3	Speed	TopSpeed	laptime	pit	lap	Sect-1	Speed	Sect-2	Speed	Sect-3	Speed	Topspeed	laptime	pit
1		86.9	47.446	80.1	30.023	78.6		2:06.103		7	34.518	90.4	46.105	80.0	30.487	77.6		1:51.110	
2	34.481	91.8	46.048	78.9	30.099	77.4		1:50.628		8	34.081	89.7	45.650	81.0	31.049	78.0		1:50.780	
3	34.400	90.6	45.910	78.8	29.709	78.5		1:50.019		9	34.066	92.9	45.141	78.0	31.524	78.1		1:50.731	
4	34.736	88.9	46.037	80.9	30.365	74.6		1:51.138		10	34.223	90.6	45.212	80.2	30.635	77.5		1:50.070	
5	34.630	90.0	45.152	79.9	31.589	77.3		1:51.371		11	33.805	91.1	45.098	79.1	30.266	78.4		1:49.169	
6	35.205	89.2	45.679	79.8	31.006	77.7		1:51.890		12	33.987	90.9	45.577	79.4	30.568	80.1		1:50.132	

52 Carl Chadwick (B) — MG Midget

lap	Sect-1	Speed	Sect-2	Speed	Sect-3	Speed	TopSpeed	laptime	pit	lap	Sect-1	Speed	Sect-2	Speed	Sect-3	Speed	Topspeed	laptime	pit
1		96.4	43.901	87.2	35.976	84.8		2:01.577		7	34.284	92.3	44.500	84.9	31.204	85.4		1:49.988	
2	33.436	94.9	45.167	90.0	29.585	84.1		1:48.188		8	34.561	93.6	45.444	85.7	31.535	85.8		1:51.540	
3	33.669	96.4	43.669	86.8	29.628	86.4		1:46.966		9	34.519	91.6	45.002	83.8	31.326	84.6		1:50.847	
4	33.359	95.9	43.792	87.4	29.417	86.3		1:46.568		10	33.678	97.3	44.269	86.6	30.604	85.3		1:48.551	
5	33.217	97.0	43.915	86.4	1:01.717	76.6		2:18.849		11	34.053	95.7	45.638	84.3	30.667	85.1		1:50.358	
6	36.141	84.0	45.572	84.9	32.065	84.0		1:53.778		12	34.246	95.1	45.089	84.0	31.113	85.4		1:50.448	

55 Andrew McGee (A) — MG Midget

lap	Sect-1	Speed	Sect-2	Speed	Sect-3	Speed	TopSpeed	laptime	pit	lap	Sect-1	Speed	Sect-2	Speed	Sect-3	Speed	Topspeed	laptime	pit
1		89.2	45.042	83.5	29.344	84.7		2:03.588		7	32.187	90.8	42.356	84.5	29.371	84.1		1:43.914	
2	32.222	94.1	43.694	85.2	28.364	83.8		1:44.280		8	32.033	94.7	43.351	83.6	29.409	83.5		1:44.793	
3	31.985	93.6	42.416	84.2	29.164	84.2		1:43.565		9	32.362	91.8	42.354	85.1	29.421	84.0		1:44.137	
4	32.092	95.2	42.891	85.3	28.333	83.8		1:43.316		10	32.818	92.4	42.025	85.2	29.430	83.4		1:44.273	
5	31.487	95.2	42.446	84.0	30.694	83.8		1:44.627		11	32.069	92.6	42.390	83.8	29.139	83.0		1:43.598	
6	32.747	90.2	42.685	83.1	29.764	84.5		1:45.196		12	32.850	93.3	42.043	85.3	28.611	83.8		1:43.504	

57 Robin Lackford (E) — Austin Healey Sprite Mk1

lap	Sect-1	Speed	Sect-2	Speed	Sect-3	Speed	TopSpeed	laptime	pit	lap	Sect-1	Speed	Sect-2	Speed	Sect-3	Speed	Topspeed	laptime	pit

76 Andrew Southcott (B) — MG Lenham

lap	Sect-1	Speed	Sect-2	Speed	Sect-3	Speed	TopSpeed	laptime	pit	lap	Sect-1	Speed	Sect-2	Speed	Sect-3	Speed	Topspeed	laptime	pit

99 Richard Wildman (B) — MG Midget

lap	Sect-1	Speed	Sect-2	Speed	Sect-3	Speed	TopSpeed	laptime	pit	lap	Sect-1	Speed	Sect-2	Speed	Sect-3	Speed	Topspeed	laptime	pit
1		93.6	45.726	88.4	29.194	88.0		2:04.074		7	32.312	97.8	42.351	86.3	30.367	86.3		1:45.030	
2	32.766	99.0	43.629	89.1	29.602	86.5		1:45.997		8	32.092	96.0	42.337	86.1	31.250	84.3		1:45.679	
3	33.504	96.4	42.649	86.5	29.172	87.2		1:45.325		9	32.870	96.0	42.579	85.7	30.642	86.7		1:46.091	
4	31.900	97.1	42.396	86.3	28.950	87.5		1:43.246		10	32.715	96.7	45.608	86.8	30.144	87.4		1:48.467	
5	32.048	98.5	43.350	89.2	31.990	87.8		1:47.388		11	32.932	98.3	42.432	89.1	30.393	86.7		1:45.757	
6	31.827	100.0	42.948	88.5	30.492	86.8		1:45.267		12	40.159	78.6	43.890	87.5	29.476	83.8		1:53.525	

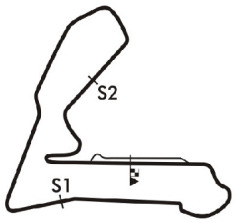

Session Start: 16:48:20 - Finish: 17:09:25
Weather/Track Conditions: Cloud/Dry
Circuit: Croft
Track Length: 3.380 Km - 2.1002 miles

"Croft Nostalgia Weekend" Historic Race Meeting - 6 - 7 Aug 2016

Lackford Engineering Midget & Sprite Challenge

Race 19 - Best Sector Times

			Sector 1			Sector 2			Sector 3					
POS	NO	DRIVER/S	TIME	LAP	POS	TIME	LAP	POS	TIME	LAP	POS	IDEAL LAP	BEST LAP	On
1	12	James Dunkley	29.204	4	1	38.393	8	1	26.197	2	2	1:33.794	**1:34.249**	**3**
2	4	David Weston	29.715	13	3	38.798	4	2	26.178	3	1	1:34.691	**1:35.300**	**4**
3	46	Steve Collier	31.854	5	9	41.889	3	6	28.434	1	7	1:42.177	**1:42.993**	**3**
4	55	Andrew McGee	31.487	5	5	42.025	10	7	28.333	4	6	1:41.845	**1:43.316**	**4**
5	7	Pippa Cow	31.658	12	7	42.268	9	8	28.737	4	9	1:42.663	**1:43.654**	**9**
6	25	Tom Walker	31.956	11	11	42.346	5	10	28.443	3	8	1:42.745	**1:44.190**	**10**
7	6	Martin Morris	31.492	2	6	40.758	1	4	26.778	2	5	1:39.028	**1:39.217**	**2**
8	33	John Bridge	32.137	10	12	42.794	9	13	29.347	4	14	1:44.278	**1:45.364**	**9**
9	19	Ian Burgin	32.318	6	14	42.915	8	14	29.213	4	12	1:44.446	**1:45.067**	**12**
10	36	Dean Stanton	32.271	11	13	42.580	9	12	29.163	3	11	1:44.014	**1:44.919**	**11**
11	99	Richard Wildman	31.827	6	8	42.337	8	9	28.950	4	10	1:43.114	**1:43.246**	**4**
12	3	Nigel Lackford	31.890	11	10	42.429	9	11	29.429	3	16	1:43.748	**1:44.648**	**9**
13	35	Edward Easton	32.598	5	15	44.164	5	16	29.239	4	13	1:46.001	**1:46.372**	**4**
14	47	John Tewson	33.805	11	17	45.098	11	17	29.709	3	17	1:48.612	**1:49.169**	**11**
15	52	Carl Chadwick	33.217	5	16	43.669	3	15	29.417	4	15	1:46.303	**1:46.568**	**4**
16	17	Richard Homer	36.994	3	19	48.514	2	19	30.736	1	18	1:56.244	**1:56.484**	**2**
17	29	Graeme Adams	29.484	8	2	38.956	6	3	26.601	2	3	1:35.041	**1:36.079**	**3**
18	8	Nick Day	31.068	3	4	41.078	3	5	26.661	3	4	1:38.807	**1:38.807**	**3**
19	13	Neville Laskey	35.773	3	18	47.802	4	18	31.904	1	19	1:55.479	**1:56.533**	**2**
20	57	Robin Lackford												
21	76	Andrew Southcott												

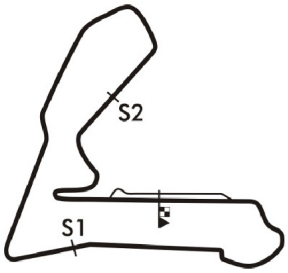

Session Start: 16:48:20 - Finish: 17:09:25
Weather/Track Conditions: Cloud/Dry
Circuit: Croft
Track Length: 3.380 Km - 2.1002 miles

"Croft Nostalgia Weekend" Historic Race Meeting - 6 - 7 Aug 2016

Lackford Engineering Midget & Sprite Challenge

Race 19 - Best Sector Speeds

	NO	SECTOR 1	MPH	NO	SECTOR 2	MPH	NO	SECTOR 3	MPH
1	4	David Weston	104.2	4	David Weston	94.8	4	David Weston	90.1
2	29	Graeme Adams	104.0	12	James Dunkley	93.3	29	Graeme Adams	88.9
3	25	Tom Walker	101.5	29	Graeme Adams	92.8	12	James Dunkley	88.0
4	12	James Dunkley	101.2	52	Carl Chadwick	90.0	99	Richard Wildman	88.0
5	99	Richard Wildman	100.0	25	Tom Walker	89.6	8	Nick Day	86.8
6	7	Pippa Cow	99.7	99	Richard Wildman	89.2	7	Pippa Cow	86.7
7	8	Nick Day	99.1	6	Martin Morris	89.1	25	Tom Walker	86.7
8	46	Steve Collier	97.8	7	Pippa Cow	88.3	6	Martin Morris	86.6
9	33	John Bridge	97.7	8	Nick Day	87.6	52	Carl Chadwick	86.4
10	52	Carl Chadwick	97.3	36	Dean Stanton	86.8	33	John Bridge	85.7
11	6	Martin Morris	97.0	46	Steve Collier	86.3	55	Andrew McGee	84.7
12	3	Nigel Lackford	96.1	19	Ian Burgin	85.8	46	Steve Collier	84.6
13	19	Ian Burgin	96.1	3	Nigel Lackford	85.5	36	Dean Stanton	84.0
14	36	Dean Stanton	95.5	55	Andrew McGee	85.3	19	Ian Burgin	83.6
15	55	Andrew McGee	95.2	33	John Bridge	84.9	35	Edward Easton	82.0
16	35	Edward Easton	94.8	35	Edward Easton	84.2	3	Nigel Lackford	81.1
17	47	John Tewson	92.9	47	John Tewson	81.0	47	John Tewson	80.1
18	17	Richard Homer	87.0	17	Richard Homer	77.9	17	Richard Homer	78.5
19	13	Neville Laskey	85.4	13	Neville Laskey	76.4	13	Neville Laskey	74.3
20	57	Robin Lackford	0.0	57	Robin Lackford	0.0	57	Robin Lackford	0.0
21	76	Andrew Southcott	0.0	76	Andrew Southcott	0.0	76	Andrew Southcott	0.0

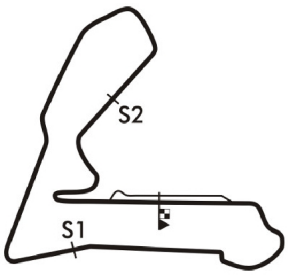

Session Start: 16:48:20 - Finish: 17:09:25
Weather/Track Conditions: Cloud/Dry
Circuit: Croft
Track Length: 3.380 Km - 2.1002 miles

"Croft Nostalgia Weekend" Historic Race Meeting - 6 - 7 Aug 2016

Lackford Engineering Midget & Sprite Challenge

Race 19 - Lap Chart

Lap 1			Lap 2			Lap 3			Lap 4			Lap 5			Lap 6		
NO	Behind	Laptime	NO	Behind	Laptime	NO	Behind	Laptime	NO	Behind	Laptime	NO	Behind	Laptime	NO	Behind	Laptime
29		1:42.866	12		1:36.935	12		1:34.249	12		1:34.903	12		1:39.496	12		1:39.022
12	0.151	1:43.017	29	1.071	1:38.157	29	2.901	1:36.079	4	4.057	1:35.300	17	1 LAP	2:03.246	4	1.007	1:37.546
4	0.586	1:43.452	4	2.029	1:38.529	4	3.660	1:35.880	29	4.354	1:36.356	4	2.483	1:37.922	29	1.328	1:36.983
46	5.458	1:48.324	8	10.132	1:41.144	8	14.690	1:38.807	8	20.900	1:41.113	29	3.367	1:38.509	8	35.094	1:50.015
8	6.074	1:48.940	6	10.770	1:39.217	46	21.703	1:42.993	46	30.301	1:43.501	8	24.101	1:42.697	17	1 LAP	2:13.232
6	8.639	1:51.505	46	12.959	1:44.587	6	22.120	1:45.599	6	34.111	1:46.894	46	35.173	1:44.368	46	41.023	1:44.872
25	9.833	1:52.699	25	18.316	1:45.569	25	28.567	1:44.500	25	38.383	1:44.719	6	41.760	1:47.145	6	51.655	1:48.917
33	14.430	1:57.296	33	23.157	1:45.813	7	34.598	1:45.204	7	44.015	1:44.320	25	44.352	1:45.465	25	52.277	1:46.947
7	15.078	1:57.944	7	23.643	1:45.651	33	36.082	1:47.174	55	45.645	1:43.316	55	50.776	1:44.627	55	56.950	1:45.196
19	15.999	1:58.865	19	24.793	1:45.880	55	37.232	1:43.565	33	47.531	1:46.352	7	51.855	1:47.336	7	58.058	1:45.225
52	18.711	2:01.577	55	27.916	1:44.280	19	37.897	1:47.353	19	48.350	1:45.356	33	54.712	1:46.677	33	1:02.841	1:47.151
36	19.312	2:02.178	52	29.813	1:48.188	99	41.195	1:45.325	99	49.538	1:43.246	19	56.466	1:47.612	99	1:03.675	1:45.267
35	19.861	2:02.727	99	30.119	1:45.997	52	42.530	1:46.966	52	54.195	1:46.568	99	57.430	1:47.388	19	1:04.522	1:47.078
55	20.722	2:03.588	36	31.042	1:48.816	36	42.925	1:46.132	36	54.614	1:46.592	36	1:04.081	1:48.963	36	1:13.377	1:48.318
99	21.208	2:04.074	35	32.047	1:49.272	3	43.749	1:45.041	3	55.464	1:46.618	35	1:06.133	1:49.529	3	1:15.401	1:46.496
3	22.567	2:05.433	3	32.957	1:47.476	35	44.631	1:46.833	35	56.100	1:46.372	3	1:07.927	1:51.959	35	1:16.433	1:49.322
47	23.237	2:06.103	47	36.779	1:50.628	47	52.549	1:50.019	47	1:08.784	1:51.138	47	1:20.659	1:51.371	47	1:33.527	1:51.890
17	29.050	2:11.916	17	48.448	1:56.484	17	1:13.271	1:59.072				52	1:33.548	2:18.849			
13	30.838	2:13.704	13	50.285	1:56.533	13	1:13.666	1:57.630									

Session Start: 16:48:20 - Finish: 17:09:25
Weather/Track Conditions: Cloud/Dry
Circuit: Croft
Track Length: 3.380 Km - 2.1002 miles

"Croft Nostalgia Weekend" Historic Race Meeting - 6 - 7 Aug 2016

Lackford Engineering Midget & Sprite Challenge

Race 19 - Lap Chart

Lap 7			Lap 8			Lap 9			Lap 10			Lap 11			Lap 12		
NO	Behind	Laptime	NO	Behind	Laptime	NO	Behind	Laptime	NO	Behind	Laptime	NO	Behind	Laptime	NO	Behind	Laptime
12		1:36.018	12		1:35.894	12		1:36.454	12		1:36.308	12		1:37.250	12		1:37.639
29	2.123	1:36.813	29	2.379	1:36.150	29	4.460	1:38.535	36	1 LAP	1:45.253	6	1 LAP	1:45.958	7	1 LAP	1:44.744
4	3.659	1:38.670	4	7.465	1:39.700	4	8.858	1:37.847	3	1 LAP	1:44.648	33	1 LAP	1:46.115	25	1 LAP	1:44.881
52	1 LAP	1:53.778	47	1 LAP	1:51.110	35	1 LAP	1:51.889	29	7.312	1:39.160	99	1 LAP	1:48.467	29	7.969	1:37.068
8	45.901	1:46.825	52	1 LAP	1:49.988	17	2 LAPS	2:15.975	4	10.581	1:38.031	19	1 LAP	1:46.796	6	1 LAP	1:45.310
46	52.640	1:47.635	8	53.307	1:43.300	47	1 LAP	1:50.780	35	1 LAP	1:49.056	29	8.540	1:38.478	4	8.464	1:36.714
25	1:03.400	1:47.141	46	1:00.831	1:44.085	52	1 LAP	1:51.540	47	1 LAP	1:50.731	4	9.389	1:36.058	33	1 LAP	1:45.634
55	1:04.846	1:43.914	55	1:13.745	1:44.793	8	1:04.617	1:47.764	17	2 LAPS	2:04.390	36	1 LAP	1:46.063	99	1 LAP	1:45.757
7	1:06.359	1:44.319	25	1:14.829	1:47.323	46	1:08.098	1:43.721	52	1 LAP	1:50.847	3	1 LAP	1:46.041	19	1 LAP	1:46.060
6	1:06.686	1:51.049	7	1:15.690	1:45.225	55	1:21.428	1:44.137	46	1:17.151	1:45.361	35	1 LAP	1:50.131	36	1 LAP	1:44.919
17	1 LAP	2:11.732	6	1:18.425	1:47.633	7	1:22.890	1:43.654	**8**	1:26.023	1:57.714	47	1 LAP	1:50.070	3	1 LAP	1:45.005
99	1:12.687	1:45.030	99	1:22.472	1:45.679	25	1:23.833	1:45.458	55	1:29.393	1:44.273	52	1 LAP	1:48.551	35	1 LAP	1:48.586
33	1:14.150	1:47.327	33	1:24.762	1:46.506	6	1:28.259	1:46.288	7	1:30.554	1:43.972	17	2 LAPS	2:03.238	47	1 LAP	1:49.169
19	1:15.127	1:46.623	19	1:25.352	1:46.119	99	1:32.109	1:46.091	25	1:31.715	1:44.190	46	1:25.735	1:45.834	52	1 LAP	1:50.358
36	1:24.085	1:46.726	36	1:33.835	1:45.644	33	1:33.672	1:45.364				55	1:35.741	1:43.598	46	1:32.439	1:44.343
3	1:25.292	1:45.909	3	1:35.128	1:45.730	19	1:34.424	1:45.526							17	2 LAPS	2:04.085
35	1:29.340	1:48.925															

Session Start: 16:48:20 - Finish: 17:09:25
Weather/Track Conditions: Cloud/Dry
Circuit: Croft
Track Length: 3.380 Km - 2.1002 miles

"Croft Nostalgia Weekend" Historic Race Meeting - 6 - 7 Aug 2016

Lackford Engineering Midget & Sprite Challenge

Race 19 - Lap Chart

Lap 13		
NO	Behind	Laptime
12		1:38.877
55	1 LAP	1:43.504
7	1 LAP	1:43.969
25	1 LAP	1:44.636
4	8.741	1:39.154
6	1 LAP	1:46.450
33	1 LAP	1:46.391
19	1 LAP	1:45.067
36	1 LAP	1:45.566
99	1 LAP	1:53.525
3	1 LAP	1:46.204
35	1 LAP	1:52.806
47	1 LAP	1:50.132
52	1 LAP	1:50.448
46	1:41.959	1:48.397
17	2 LAPS	2:02.292

Session Start: 16:48:20 - Finish: 17:09:25
Weather/Track Conditions: Cloud/Dry
Circuit: Croft
Track Length: 3.380 Km - 2.1002 miles