



Qualifying Results



Bulletin No. _____

SMRC Super Touring Car Festival

Sorted on best lap time

HSCC Super Touring Car Championship

Knockhill 1.267 miles

Qualifying 3

04/08/2018 14:15

Practice (15:00 Time) started at 14:13:42

| Pos | No. | Name | Make/Model | CC | Class Code | Laps | Best Tm | Diff | Best Speed | 2nd Best |
|-----|-----|-------------------|----------------------|-------|------------|------|-----------------|--------|------------|----------|
| 1 | 11 | Stewart WHYTE | Honda Accord | 2000 | ST1 | 7 | 53.108 | | 85.879 | 53.629 |
| 2 | 98 | John CLELAND | Vauxhall Vectra | 1998 | ST1 | 8 | 55.449 | 2.341 | 82.253 | 55.515 |
| 3 | 28 | Jason HUGHES | MG ZF | 2000 | ST1 | 12 | 55.501 | 2.393 | 82.176 | 55.703 |
| 4 | 4 | Allister McMILLAN | Nissan Primera | 1999 | ST2 | 10 | 55.736 | 2.628 | 81.829 | 57.053 |
| 5 | 23 | Conrad MURRAY | Ford Focus | 2000 | | 9 | 56.492 | 3.384 | 80.734 | 56.664 |
| 6 | 44 | Scott TOLLAN | Ford Focus | 2000 | | 9 | 56.824 | 3.716 | 80.263 | 57.334 |
| 7 | 27 | Ian FLUX | Mazda 323F | 2000 | ST2 | 7 | 57.178 | 4.070 | 79.766 | 57.596 |
| 8 | 19 | Graham WAIT | Ford Sierra Cosworth | 2000T | | 11 | 58.403 | 5.295 | 78.093 | 1:00.094 |
| 9 | 59 | Gary WAIT | Ford Sierra Cosworth | 2000 | | 9 | 1:03.466 | 10.358 | 71.863 | 1:04.170 |

Clerk of the Course.

Sig : Time :

Chief Timekeeper : Ian Sharp (SMART Timing)

Results available at www.smart-timing.co.uk and www.speedhive.com

Printed: 04/08/2018 19:00:28

Orbits





SMRC Super Touring Car Festival

HSCC Super Touring Car Championship

Knockhill 1.267 miles

Qualifying 3

04/08/2018 14:15

Practice (15:00 Time) started at 14:13:42

| Lap | Time of Day | Lap Tm | S1 | S2 | S3 | S3Spd | SFSpd | Lap | Time of Day | Lap Tm | S1 | S2 | S3 | S3Spd | SFSpd |
|---------------------------|--------------|-----------------|---------------|---------------|---------------|----------------|----------------|------------------------------|--------------|-----------------|---------------|---------------|---------------|----------------|----------------|
| (11) Stewart WHYTE | | | | | | | | (19) Graham WAIT | | | | | | | |
| 1 | 14:14:59.506 | | | 28.247 | 17.861 | 78.672 | 102.298 | 6 | 14:20:13.373 | 57.178 | 18.730 | 21.436 | 17.012 | 103.561 | 95.731 |
| 2 | 14:15:56.500 | 56.994 | 18.647 | 21.796 | 16.551 | 109.832 | 103.882 | 7 | 14:21:27.358 | 1:13.985 | 20.940 | 27.569 | 25.476 | 71.089 | 33.773 |
| 3 | 14:16:51.222 | 54.722 | 17.916 | 20.646 | 16.160 | 111.290 | 103.882 | (19) Graham WAIT | | | | | | | |
| 4 | 14:17:46.641 | 55.419 | 18.004 | 21.124 | 16.291 | 110.193 | 104.529 | 1 | 14:15:16.072 | | | | 20.327 | | 84.946 |
| 5 | 14:18:40.270 | 53.629 | 17.402 | 20.194 | 16.033 | 111.105 | 104.043 | 2 | 14:16:19.771 | 1:03.699 | | | 18.562 | | 93.076 |
| 6 | 14:19:33.378 | 55.108 | 17.309 | 19.939 | 15.860 | 112.220 | 103.882 | 3 | 14:17:22.422 | 1:02.651 | | | 18.621 | | 91.179 |
| 7 | 14:20:43.654 | 1:10.276 | 20.477 | 25.773 | 24.026 | 83.363 | 31.054 | 4 | 14:18:23.165 | 1:00.743 | | | 17.898 | | 93.988 |
| (98) John CLELAND | | | | | | | | 5 | 14:19:25.011 | 1:01.846 | | | 18.401 | 100.611 | 96.005 |
| 1 | 14:15:02.297 | | | 27.746 | 19.727 | 72.785 | 97.257 | 6 | 14:20:25.781 | 1:00.770 | | | 18.081 | 98.111 | 91.928 |
| 2 | 14:16:01.349 | 59.052 | 19.785 | 22.212 | 17.055 | 107.201 | 100.460 | 7 | 14:21:26.864 | 1:01.083 | | | 18.099 | 98.111 | 91.427 |
| 3 | 14:16:58.283 | 56.934 | 18.756 | 21.329 | 16.849 | 107.890 | 100.460 | 8 | 14:22:26.958 | 1:00.094 | | | 18.307 | 105.349 | 95.188 |
| 4 | 14:17:54.421 | 56.138 | 18.281 | 21.047 | 16.810 | 108.588 | 100.460 | 9 | 14:23:25.361 | 58.403 | | | 17.257 | 107.030 | 100.611 |
| 5 | 14:18:50.405 | 55.984 | 18.334 | 20.908 | 16.742 | 107.890 | 100.762 | 10 | 14:24:41.178 | 1:15.817 | | | 23.462 | | 78.488 |
| 6 | 14:19:45.920 | 55.515 | 18.024 | 20.903 | 16.588 | 108.941 | 100.762 | 11 | 14:26:04.588 | 1:23.410 | | | 31.903 | 64.095 | 24.288 |
| 7 | 14:20:41.369 | 55.449 | 18.072 | 20.753 | 16.624 | 108.764 | 100.762 | (59) Gary WAIT | | | | | | | |
| 8 | 14:21:54.951 | 1:13.582 | 20.042 | 27.257 | 26.283 | 76.086 | 35.734 | 1 | 14:15:07.727 | | | | 21.110 | 73.989 | 82.951 |
| (28) Jason HUGHES | | | | | | | | 2 | 14:16:16.113 | 1:08.386 | | | 22.379 | 74.730 | 83.885 |
| 1 | 14:15:03.972 | | | 27.550 | 20.453 | 65.090 | 90.686 | 3 | 14:17:20.283 | 1:04.170 | | | 19.015 | 87.722 | 92.181 |
| 2 | 14:16:03.706 | 59.734 | 19.567 | 22.617 | 17.550 | 101.371 | 92.947 | 4 | 14:18:24.909 | 1:04.626 | | | 20.212 | 82.442 | 82.645 |
| 3 | 14:17:01.550 | 57.844 | 18.902 | 21.987 | 16.955 | 101.371 | 93.726 | 5 | 14:19:28.375 | 1:03.466 | | | 19.382 | 89.477 | 86.035 |
| 4 | 14:17:58.533 | 56.983 | | | 16.724 | 103.084 | 94.919 | 6 | 14:20:36.867 | 1:08.492 | | | 24.299 | 79.511 | 29.746 |
| 5 | 14:18:54.643 | 56.110 | | 21.155 | 16.655 | 102.768 | 96.005 | 7 | 14:22:36.381 | 1:59.514 | | | 18.557 | 85.815 | 96.143 |
| 6 | 14:19:50.346 | 55.703 | | | 16.549 | 104.204 | 97.540 | 8 | 14:23:41.163 | 1:04.782 | | | 21.739 | 80.561 | 76.432 |
| 7 | 14:20:45.847 | 55.501 | | | 16.601 | 104.856 | 96.836 | 9 | 14:24:50.026 | 1:08.863 | | | 24.575 | 82.951 | 27.719 |
| 8 | 14:21:41.885 | 56.038 | 18.135 | 21.169 | 16.734 | 101.987 | 96.281 | (4) Allister McMILLAN | | | | | | | |
| 9 | 14:22:37.914 | 56.029 | | | 16.704 | 103.721 | 96.836 | 1 | 14:15:09.559 | | | | 20.730 | 83.571 | 94.518 |
| 10 | 14:23:33.720 | 55.806 | | | 16.588 | 104.366 | 95.868 | 2 | 14:16:11.659 | 1:02.100 | | | 17.929 | 101.832 | 96.697 |
| 11 | 14:24:29.542 | 55.822 | | | 16.553 | 103.242 | 96.558 | 3 | 14:17:10.236 | 58.577 | | | 17.190 | 101.987 | 97.117 |
| 12 | 14:25:28.227 | 58.685 | | | 19.181 | 103.882 | 35.848 | 4 | 14:18:07.535 | 57.299 | | | 16.921 | 103.721 | 97.540 |
| (23) Conrad MURRAY | | | | | | | | 5 | 14:19:07.899 | 1:00.364 | | | 17.072 | 102.142 | 98.398 |
| 1 | 14:15:23.112 | | | 27.900 | 22.493 | 79.890 | 67.377 | 6 | 14:20:04.952 | 57.053 | | | 17.169 | 104.043 | 97.967 |
| 2 | 14:16:29.340 | 1:06.228 | 24.729 | 23.652 | 17.847 | 106.351 | 103.561 | 7 | 14:21:02.269 | 57.317 | | | 17.298 | 103.882 | 98.398 |
| 3 | 14:17:29.581 | 1:00.241 | 20.516 | 22.653 | 17.072 | 110.193 | 103.882 | 8 | 14:21:58.005 | 55.736 | | | 16.619 | 105.848 | 97.967 |
| 4 | 14:18:28.178 | 58.597 | 19.922 | 22.211 | 16.464 | 108.941 | 104.366 | 9 | 14:22:57.099 | 59.094 | | | 19.842 | 104.856 | 70.050 |
| 5 | 14:19:25.415 | 57.237 | 18.956 | 21.527 | 16.754 | 109.118 | 103.721 | 10 | 14:24:19.117 | 1:22.018 | | | 29.475 | 67.854 | 26.173 |
| 6 | 14:20:22.079 | 56.664 | 18.751 | 21.427 | 16.486 | 111.105 | 104.366 | (44) Scott TOLLAN | | | | | | | |
| 7 | 14:21:19.613 | 57.534 | 18.918 | 21.626 | 16.990 | 110.374 | 101.832 | 1 | 14:15:08.514 | | | | 25.719 | 20.681 | 77.047 |
| 8 | 14:22:16.105 | 56.492 | 18.859 | 21.232 | 16.401 | 111.290 | 104.043 | 2 | 14:16:14.172 | 1:05.658 | 21.408 | 25.213 | 19.037 | 99.419 | 94.651 |
| 9 | 14:23:37.522 | 1:21.417 | 23.660 | 33.208 | 24.549 | 80.950 | 29.089 | 3 | 14:17:14.925 | 1:00.753 | 20.404 | 22.800 | 17.549 | 104.204 | 98.688 |
| (27) Ian FLUX | | | | | | | | 4 | 14:18:14.427 | 59.502 | 19.643 | 22.379 | 17.480 | 105.681 | 100.611 |
| 1 | 14:15:11.300 | | | 25.445 | 18.588 | 85.596 | 94.120 | 5 | 14:19:12.173 | 57.746 | 18.938 | 21.773 | 17.035 | 107.372 | 99.125 |
| 2 | 14:16:12.534 | 1:01.234 | 19.650 | 23.109 | 18.475 | 100.161 | 94.252 | 6 | 14:20:10.320 | 58.147 | 18.841 | 21.788 | 17.518 | 104.366 | 99.125 |
| 3 | 14:17:11.125 | 58.591 | 19.220 | 22.148 | 17.223 | 102.611 | 95.459 | 7 | 14:21:07.654 | 57.334 | 18.826 | 21.474 | 17.034 | 105.184 | 99.125 |
| 4 | 14:18:08.721 | 57.596 | 18.723 | 21.714 | 17.159 | 102.926 | 96.558 | 8 | 14:22:04.478 | 56.824 | 18.743 | 21.121 | 16.960 | 106.520 | 99.714 |
| 5 | 14:19:16.195 | 1:07.474 | 19.942 | 25.773 | 21.759 | 59.918 | 97.117 | 9 | 14:23:15.751 | 1:11.273 | 21.578 | 26.361 | 23.334 | 90.564 | 29.628 |

Clerk of the Course.


Sig : Time :

Chief Timekeeper : Ian Sharp (SMART Timing)

Results available at www.smart-timing.co.uk and www.speedhive.com

Printed: 04/08/2018 19:00:44

Orbits





SMRC Super Touring Car Festival

HSCC Super Touring Car Championship

Knockhill 1.267 miles

Race 3 - 1st Race

04/08/2018 16:20

Race (20 Laps) started at 16:25:48



POLE POSITION

2
98 John CLELAND
55.449

1
11 Stewart WHYTE
53.108

1

4
4 Allister McMILLAN
55.736

3
28 Jason HUGHES
55.501

2

6
44 Scott TOLLAN
56.824

5
23 Conrad MURRAY
56.492

3

8
19 Graham WAIT
58.403

7
27 Ian FLUX
57.178

4

9
59 Gary WAIT
1:03.466

5

Clerk of the Course.

Sig : Time :

Chief Timekeeper : Ian Sharp (SMART Timing)

Results available at www.smart-timing.co.uk and www.speedhive.com

Printed: 04/08/2018 19:01:08

Orbits





Race Results



Bulletin No. _____

SMRC Super Touring Car Festival

Sorted on Laps

HSCC Super Touring Car Championship

Knockhill 1.267 miles

Race 3 - 1st Race

04/08/2018 16:20

Race (20 Laps) started at 16:25:48

| Pos | No. | Name | Make/Model | CC | Class Code | Laps | Total Tm | Diff | Best Tm | In Lap | 2nd Best |
|-----|-----|--------------|-----------------|------|------------|------|-----------|--------|---------|--------|----------|
| 1 | 98 | John CLELAND | Vauxhall Vectra | 1998 | ST1 | 20 | 18:51.982 | | 55.472 | 5 | 55.509 |
| 2 | 28 | Jason HUGHES | MG ZF | 2000 | ST1 | 20 | 18:59.180 | 7.198 | 55.558 | 5 | 55.700 |
| 3 | 27 | Ian FLUX | Mazda 323F | 2000 | ST2 | 20 | 19:28.859 | 36.877 | 57.564 | 8 | 57.614 |

Not classified

| | | | | | | | | | | | |
|-----|----|-------------------|----------------------|-------|-----|----|-----------|-----|--------|---|----------|
| DNF | 11 | Stewart WHYTE | Honda Accord | 2000 | ST1 | 16 | 15:33.678 | DNF | 54.413 | 5 | 54.524 |
| DNF | 4 | Allister McMILLAN | Nissan Primera | 1999 | ST2 | 15 | 15:09.076 | DNF | 55.075 | 5 | 55.623 |
| DNF | 23 | Conrad MURRAY | Ford Focus | 2000 | | 10 | 10:04.068 | DNF | 57.065 | 5 | 57.473 |
| DNF | 59 | Gary WAIT | Ford Sierra Cosworth | 2000 | | 9 | 9:28.718 | DNF | 59.979 | 6 | 59.994 |
| DNF | 44 | Scott TOLLAN | Ford Focus | 2000 | | 8 | 8:18.832 | DNF | 57.573 | 5 | 58.026 |
| DNF | 19 | Graham WAIT | Ford Sierra Cosworth | 2000T | | 5 | 5:18.705 | DNF | 59.658 | 3 | 1:01.572 |

| Margin of Victory | Avg. Speed | Best Lap Tm | Best Speed | Best Lap by |
|-------------------|------------|-------------|------------|--------------------|
| 7.198 | 80.581 | 54.413 | 83.819 | 11 - Stewart WHYTE |


Clerk of the Course.

Sig : Time :
Chief Timekeeper : Ian Sharp (SMART Timing)

Results available at www.smart-timing.co.uk and www.speedhive.com

Printed: 04/08/2018 19:01:47

Orbits





SMRC Super Touring Car Festival

HSCC Super Touring Car Championship

Knockhill 1.267 miles

Race 3 - 1st Race

04/08/2018 16:20

Race (20 Laps) started at 16:25:48

| Lap | Time of Day | Lap Tm | S1 | S2 | S3 | S3Spd | SFSpd | Lap | Time of Day | Lap Tm | S1 | S2 | S3 | S3Spd | SFSpd |
|--------------------------|--------------|-----------------|----|----|--------|----------------|----------------|------------------------------|--------------|-----------------|----|----|---------------|----------------|----------------|
| (98) John CLELAND | | | | | | | | | | | | | | | |
| 1 | 16:26:50.675 | 1:02.031 | | | 16.774 | 106.859 | 100.011 | 7 | 16:32:20.105 | 58.986 | | | 17.576 | 108.764 | 89.002 |
| 2 | 16:27:47.375 | 56.700 | | | 16.777 | 104.692 | 99.863 | 8 | 16:33:19.861 | 59.756 | | | 17.073 | 107.717 | 101.218 |
| 3 | 16:28:43.369 | 55.994 | | | 16.687 | 106.689 | 100.762 | 9 | 16:34:17.550 | 57.689 | | | 16.934 | 108.588 | 100.762 |
| 4 | 16:29:39.077 | 55.708 | | | 16.643 | 108.238 | 101.066 | 10 | 16:35:15.986 | 58.436 | | | 16.873 | 108.238 | 101.524 |
| 5 | 16:30:34.549 | 55.472 | | | 16.487 | 107.372 | 101.218 | 11 | 16:36:13.344 | 57.358 | | | 16.805 | 108.588 | 101.678 |
| 6 | 16:31:30.058 | 55.509 | | | 16.650 | 108.413 | 100.914 | 12 | 16:37:10.219 | 56.875 | | | 16.685 | 108.413 | 100.762 |
| 7 | 16:32:26.829 | 56.771 | | | 16.662 | 107.201 | 100.762 | 13 | 16:38:06.544 | 56.325 | | | 16.669 | 108.764 | 101.066 |
| 8 | 16:33:22.611 | 55.782 | | | 16.649 | 107.372 | 101.371 | 14 | 16:39:02.890 | 56.346 | | | 16.658 | 108.941 | 100.914 |
| 9 | 16:34:19.257 | 56.646 | | | 16.963 | 107.372 | 101.371 | 15 | 16:39:59.082 | 56.192 | | | 16.803 | 108.764 | 101.371 |
| 10 | 16:35:16.495 | 57.238 | | | 17.035 | 107.717 | 100.914 | 16 | 16:41:21.903 | 1:22.821 | | | 26.923 | 63.489 | 15.520 |
| 11 | 16:36:13.951 | 57.456 | | | 17.084 | 106.859 | 100.762 | (4) Allister McMILLAN | | | | | | | |
| 12 | 16:37:10.944 | 56.993 | | | 16.934 | 107.890 | 100.611 | 1 | 16:26:49.227 | 1:00.402 | | | 16.732 | | 96.005 |
| 13 | 16:38:07.440 | 56.496 | | | 16.879 | 108.238 | 100.310 | 2 | 16:27:46.110 | 56.883 | | | 16.860 | | 95.868 |
| 14 | 16:39:03.527 | 56.087 | | | 16.852 | 109.296 | 101.218 | 3 | 16:28:45.492 | 59.382 | | | 16.763 | | 96.143 |
| 15 | 16:39:59.496 | 55.969 | | | 16.732 | 109.653 | 101.066 | 4 | 16:29:41.115 | 55.623 | | | 16.492 | 103.084 | 97.257 |
| 16 | 16:40:56.320 | 56.824 | | | 16.920 | 105.515 | 101.066 | 5 | 16:30:36.190 | 55.075 | | | 16.462 | 104.204 | 97.824 |
| 17 | 16:41:52.409 | 56.089 | | | 16.847 | 108.413 | 100.914 | 6 | 16:31:32.447 | 56.257 | | | 16.538 | 101.832 | 98.833 |
| 18 | 16:42:48.463 | 56.054 | | | 16.860 | 107.717 | 100.310 | 7 | 16:32:29.189 | 56.742 | | | 16.652 | | 96.697 |
| 19 | 16:43:44.446 | 55.983 | | | 16.763 | 107.890 | 100.914 | 8 | 16:33:25.255 | 56.066 | | | 16.936 | 107.030 | 97.257 |
| 20 | 16:44:40.207 | 55.761 | | | 16.855 | 108.064 | 100.460 | 9 | 16:34:21.544 | 56.289 | | | 16.739 | 103.561 | 97.117 |
| | | | | | | | | 10 | 16:35:18.767 | 57.223 | | | 16.983 | 103.402 | 96.005 |
| | | | | | | | | 11 | 16:36:15.460 | 56.693 | | | 16.593 | 103.882 | 96.836 |
| | | | | | | | | 12 | 16:37:12.070 | 56.610 | | | 17.032 | 101.987 | 96.005 |
| | | | | | | | | 13 | 16:38:08.524 | 56.454 | | | 16.909 | 103.402 | 95.188 |
| | | | | | | | | 14 | 16:39:04.894 | 56.370 | | | 16.849 | 102.611 | 93.595 |
| | | | | | | | | 15 | 16:40:57.301 | 1:52.407 | | | 1:08.705 | | 2.339 |
| | | | | | | | | (23) Conrad MURRAY | | | | | | | |
| | | | | | | | | 1 | 16:26:52.522 | 1:02.480 | | | 17.047 | 106.520 | 102.768 |
| | | | | | | | | 2 | 16:27:50.503 | 57.981 | | | 16.314 | 109.653 | 103.882 |
| | | | | | | | | 3 | 16:28:48.146 | 57.643 | | | 16.590 | 108.588 | 103.242 |
| | | | | | | | | 4 | 16:29:45.619 | 57.473 | | | 16.648 | 109.832 | 103.882 |
| | | | | | | | | 5 | 16:30:42.684 | 57.065 | | | 16.438 | 111.105 | 104.529 |
| | | | | | | | | 6 | 16:31:40.256 | 57.572 | | | 16.686 | 110.012 | 103.721 |
| | | | | | | | | 7 | 16:32:38.188 | 57.932 | | | 16.648 | 109.296 | 103.561 |
| | | | | | | | | 8 | 16:33:36.646 | 58.458 | | | 16.872 | 109.474 | 103.402 |
| | | | | | | | | 9 | 16:34:34.402 | 57.756 | | | 17.097 | 110.374 | 101.218 |
| | | | | | | | | 10 | 16:35:52.293 | 1:17.891 | | | 27.038 | 53.643 | 35.153 |
| | | | | | | | | (59) Gary WAIT | | | | | | | |
| | | | | | | | | 1 | 16:26:53.721 | 1:01.179 | | | 17.370 | 104.856 | 103.561 |
| | | | | | | | | 2 | 16:27:56.097 | 1:02.376 | | | 18.474 | 85.815 | 94.518 |
| | | | | | | | | 3 | 16:28:56.091 | 59.994 | | | 17.613 | 89.836 | 102.926 |
| | | | | | | | | 4 | 16:29:56.393 | 1:00.302 | | | 17.881 | 97.117 | 90.198 |
| | | | | | | | | 5 | 16:30:57.216 | 1:00.823 | | | 18.060 | 89.957 | 100.310 |
| | | | | | | | | 6 | 16:31:57.195 | 59.979 | | | 17.809 | 99.863 | 89.836 |
| | | | | | | | | 7 | 16:32:58.330 | 1:01.135 | | | 18.296 | 98.543 | 77.224 |
| | | | | | | | | 8 | 16:34:12.295 | 1:13.965 | | | 22.568 | 52.966 | 76.870 |
| | | | | | | | | 9 | 16:35:16.943 | 1:04.648 | | | 21.202 | 90.809 | 34.934 |
| | | | | | | | | (44) Scott TOLLAN | | | | | | | |
| | | | | | | | | 1 | 16:27:08.086 | 1:18.064 | | | 17.409 | 100.914 | 99.272 |
| | | | | | | | | 2 | 16:28:06.717 | 58.631 | | | 17.196 | 102.611 | 98.688 |
| | | | | | | | | 3 | 16:29:05.515 | 58.798 | | | 17.339 | 103.242 | 100.011 |
| | | | | | | | | 4 | 16:30:03.689 | 58.174 | | | 17.367 | 104.366 | 99.566 |
| | | | | | | | | 5 | 16:31:01.262 | 57.573 | | | 17.177 | 104.043 | 100.011 |
| | | | | | | | | 6 | 16:31:59.288 | 58.026 | | | 17.406 | 104.204 | 97.257 |
| | | | | | | | | 7 | 16:32:58.739 | 59.451 | | | 17.771 | 103.882 | 96.976 |
| | | | | | | | | 8 | 16:34:07.057 | 1:08.318 | | | 25.202 | 97.117 | 26.051 |
| | | | | | | | | (19) Graham WAIT | | | | | | | |
| | | | | | | | | 1 | 16:26:52.713 | 1:01.572 | | | 18.213 | 105.515 | 78.672 |
| | | | | | | | | 2 | 16:27:57.855 | 1:05.142 | | | 18.099 | | 96.976 |
| | | | | | | | | 3 | 16:28:57.513 | 59.658 | | | 17.672 | | 95.459 |
| | | | | | | | | 4 | 16:30:01.834 | 1:04.321 | | | 22.335 | | 67.785 |
| | | | | | | | | 5 | 16:31:06.930 | 1:05.096 | | | 18.269 | | 87.494 |
| | | | | | | | | (11) Stewart WHYTE | | | | | | | |
| | | | | | | | | 1 | 16:26:47.600 | 59.032 | | | 16.099 | 110.193 | 104.043 |
| | | | | | | | | 2 | 16:27:42.421 | 54.821 | | | 16.203 | 110.556 | 103.242 |
| | | | | | | | | 3 | 16:28:37.612 | 55.191 | | | 16.257 | 110.739 | 103.402 |
| | | | | | | | | 4 | 16:29:32.182 | 54.570 | | | 16.103 | 110.922 | 104.366 |
| | | | | | | | | 5 | 16:30:26.595 | 54.413 | | | 16.159 | 110.556 | 103.882 |
| | | | | | | | | 6 | 16:31:21.119 | 54.524 | | | 16.244 | 110.739 | 104.043 |

Clerk of the Course.

Sig : _____ Time : _____

Chief Timekeeper : Ian Sharp (SMART Timing)

Results available at www.smart-timing.co.uk and www.speedhive.com

Printed: 04/08/2018 19:02:24

Orbits





SMRC Super Touring Car Festival

Lapchart**HSCC Super Touring Car Championship****Knockhill 1.267 miles****Race 3 - 1st Race****04/08/2018 16:20****Race (20 Laps) started at 16:25:48**

| Competitors | Laps | | | | | | | | | | | | | | | | | | | | |
|-----------------------|------|----|----|----|----|----|----|----|----|----|----|----|----|----|----|----|----|----|----|----|----|
| | 0 | 1 | 2 | 3 | 4 | 5 | 6 | 7 | 8 | 9 | 10 | 11 | 12 | 13 | 14 | 15 | 16 | 17 | 18 | 19 | 20 |
| Stewart WHYTE (11) | 1 | 11 | 11 | 11 | 11 | 11 | 11 | 11 | 11 | 11 | 11 | 11 | 11 | 11 | 11 | 11 | 98 | 98 | 98 | 98 | 98 |
| John CLELAND (98) | 2 | 98 | 4 | 4 | 98 | 98 | 98 | 98 | 98 | 98 | 98 | 98 | 98 | 98 | 98 | 98 | 28 | 28 | 28 | 28 | 28 |
| Allister McMILLAN (4) | 3 | 4 | 98 | 98 | 28 | 28 | 28 | 28 | 4 | 4 | 4 | 4 | 4 | 4 | 4 | 28 | 11 | 27 | 27 | 27 | 27 |
| Jason HUGHES (28) | 4 | 28 | 28 | 28 | 4 | 4 | 4 | 4 | 28 | 28 | 28 | 28 | 28 | 28 | 28 | 27 | 27 | | | | |
| Scott TOLLAN (44) | 5 | 44 | 23 | 23 | 23 | 23 | 23 | 23 | 23 | 23 | 27 | 27 | 27 | 27 | 27 | 4 | | | | | |
| Conrad MURRAY (23) | 6 | 23 | 19 | 27 | 27 | 27 | 27 | 27 | 27 | 27 | 27 | 23 | | | | | | | | | |
| Ian FLUX (27) | 7 | 27 | 27 | 59 | 59 | 59 | 59 | 59 | 59 | 44 | 59 | | | | | | | | | | |
| Graham WAIT (19) | 8 | 19 | 59 | 19 | 19 | 19 | 44 | 44 | 44 | 59 | | | | | | | | | | | |
| Gary WAIT (59) | 9 | 59 | 44 | 44 | 44 | 44 | 19 | | | | | | | | | | | | | | |

| Margin of Victory | Avg. Speed | Best Lap Tm | Best Speed | Best Lap by |
|-------------------|------------|-------------|------------|--------------------|
| 7.198 | 80.581 | 54.413 | 83.819 | 11 - Stewart WHYTE |

Clerk of the Course.

Sig : _____ **Time :** _____
Chief Timekeeper : Ian Sharp (SMART Timing)

Results available at www.smart-timing.co.uk and www.speedhive.com

Printed: 04/08/2018 19:02:45





SMRC Super Touring Car Festival

HSCC Super Touring Car Championship

Knockhill 1.267 miles

Race 15 - 2nd Race - AMENDED GRID

05/08/2018 14:35

Race (15 Laps)



POLE POSITION

| | |
|----------|------------------|
| 2 | 28 Jason HUGHES |
| 4 | 23 Conrad MURRAY |
| 6 | 44 Scott TOLLAN |
| 8 | 27 Allan SCOTT |

| | |
|----------|---------------------|
| 1 | 98 John CLELAND |
| 3 | 4 Allister McMILLAN |
| 5 | 59 Gary WAIT |
| 7 | 19 Graham WAIT |

1
2
3
4

Clerk of the Course.

Sig : Time :

Chief Timekeeper : Ian Sharp (SMART Timing)

Results available at www.smart-timing.co.uk and www.speedhive.com

Printed: 05/08/2018 10:33:00

Orbits





Race Results



Bulletin No. _____

SMRC Super Touring Car Festival

Sorted on Lap

HSCC Super Touring Car Championship

Knockhill 1.267 miles

Race 15 - 2nd Race

05/08/2018 14:35

Race (12 Laps) started at 14:36:23

| Pos | No. | Name | Make/Model | CC | Class Code | Laps | Total Tm | Diff | Best Tm | In Lap | 2nd Bes |
|-----|-----|-------------------|-----------------|------|------------|------|-----------|--------|---------|--------|----------|
| 1 | 98 | John CLELAND | Vauxhall Vectra | 1998 | ST1 | 12 | 11:26.104 | | 56.408 | 12 | 56.510 |
| 2 | 4 | Allister McMILLAN | Nissan Primera | 1999 | ST2 | 12 | 11:59.239 | 33.135 | 59.256 | 2 | 59.324 |
| 3 | 44 | Scott TOLLAN | Ford Focus | 2000 | | 11 | 11:32.604 | 1 Lap | 59.837 | 4 | 1:00.709 |
| 4 | 23 | Conrad MURRAY | Ford Focus | 2000 | | 11 | 11:32.952 | 1 Lap | 58.260 | 10 | 58.779 |

Not classified

| | | | | | | | | | | | |
|-----|----|--------------|----------------------|-------|-----|--|-------|-----|--|---|--|
| DNF | 27 | Allan SCOTT | Mazda 323F | 2000 | ST2 | | 2.650 | DNF | | 0 | |
| DNS | 28 | Jason HUGHES | MG ZF | 2000 | ST1 | | | DNS | | 0 | |
| DNS | 59 | Gary WAIT | Ford Sierra Cosworth | 2000 | | | | DNS | | 0 | |
| DNS | 19 | Graham WAIT | Ford Sierra Cosworth | 2000T | | | | DNS | | 0 | |

| Margin of Victory | Avg. Speed | Best Lap Tm | Best Speed | Best Lap by |
|-------------------|------------|-------------|------------|-------------------|
| 33.135 | 79.769 | 56.408 | 80.854 | 98 - John CLELAND |

Clerk of the Course.

Sig : Time :
Chief Timekeeper : Ian Sharp (SMART Timing)

Results available at www.smart-timing.co.uk and www.speedhive.com

Printed: 05/08/2018 14:50:28

Orbits





SMRC Super Touring Car Festival

HSCC Super Touring Car Championship

Knockhill 1.267 miles

Race 15 - 2nd Race

05/08/2018 14:35

Race (12 Laps) started at 14:36:23

| Lap | Time of Day | Lap Tm | S1 | S2 | S3 | S3Spd | SFSpd | Lap | Time of Day | Lap Tm | S1 | S2 | S3 | S3Spd | SFSpd |
|------------------------------|--------------|-----------------|---------------|---------------|---------------|----------------|----------------|-----|-------------|--------|----|----|----|-------|-------|
| (98) John CLELAND | | | | | | | | | | | | | | | |
| 1 | 14:37:23.856 | 59.652 | 21.023 | 21.542 | 17.087 | 102.926 | 101.066 | | | | | | | | |
| 2 | 14:38:20.393 | 56.537 | 18.451 | 21.074 | 17.012 | 103.561 | 100.011 | | | | | | | | |
| 3 | 14:39:17.338 | 56.945 | 18.454 | 21.417 | 17.074 | 107.030 | 99.272 | | | | | | | | |
| 4 | 14:40:14.437 | 57.099 | 18.492 | 21.364 | 17.243 | 106.859 | 97.682 | | | | | | | | |
| 5 | 14:41:12.196 | 57.759 | 18.773 | 21.741 | 17.245 | 107.201 | 98.979 | | | | | | | | |
| 6 | 14:42:09.544 | 57.348 | 18.701 | 21.556 | 17.091 | 107.717 | 99.125 | | | | | | | | |
| 7 | 14:43:06.365 | 56.821 | 18.635 | 21.295 | 16.891 | 107.717 | 100.611 | | | | | | | | |
| 8 | 14:44:02.875 | 56.510 | 18.401 | 21.128 | 16.981 | 108.064 | 101.066 | | | | | | | | |
| 9 | 14:44:59.669 | 56.794 | 18.184 | 21.509 | 17.101 | 108.941 | 101.371 | | | | | | | | |
| 10 | 14:45:56.562 | 56.893 | 18.774 | 21.175 | 16.944 | 108.413 | 99.863 | | | | | | | | |
| 11 | 14:46:53.569 | 57.007 | 18.554 | 21.426 | 17.027 | 104.529 | 100.161 | | | | | | | | |
| 12 | 14:47:49.977 | 56.408 | 18.145 | 21.240 | 17.023 | 107.030 | 100.161 | | | | | | | | |
| (4) Allister McMILLAN | | | | | | | | | | | | | | | |
| 1 | 14:37:23.601 | 59.324 | | | 16.962 | 104.366 | 94.252 | | | | | | | | |
| 2 | 14:38:22.857 | 59.256 | | | 17.823 | 99.272 | 94.785 | | | | | | | | |
| 3 | 14:39:22.705 | 59.848 | | | 17.798 | 101.218 | 95.188 | | | | | | | | |
| 4 | 14:40:23.089 | 1:00.384 | | | 18.023 | 100.762 | 96.005 | | | | | | | | |
| 5 | 14:41:22.485 | 59.396 | | | 17.542 | 100.762 | 96.419 | | | | | | | | |
| 6 | 14:42:22.262 | 59.777 | | | 17.738 | 102.298 | 96.419 | | | | | | | | |
| 7 | 14:43:23.293 | 1:01.031 | | | 18.340 | | 93.595 | | | | | | | | |
| 8 | 14:44:22.751 | 59.458 | | | 17.880 | 102.768 | 95.459 | | | | | | | | |
| 9 | 14:45:22.815 | 1:00.064 | | | 18.141 | 99.863 | 95.731 | | | | | | | | |
| 10 | 14:46:22.566 | 59.751 | | | 17.996 | 97.399 | 94.385 | | | | | | | | |
| 11 | 14:47:22.951 | 1:00.385 | | | 17.913 | 99.863 | 94.785 | | | | | | | | |
| 12 | 14:48:23.112 | 1:00.161 | | | 18.072 | 100.914 | 96.976 | | | | | | | | |
| (44) Scott TOLLAN | | | | | | | | | | | | | | | |
| 1 | 14:37:35.998 | 1:09.971 | 20.828 | 30.209 | 18.934 | 89.120 | 96.419 | | | | | | | | |
| 2 | 14:38:39.925 | 1:03.927 | 20.799 | 24.693 | 18.435 | 100.011 | 95.731 | | | | | | | | |
| 3 | 14:39:43.568 | 1:03.643 | 20.824 | 24.421 | 18.398 | 102.454 | 98.254 | | | | | | | | |
| 4 | 14:40:43.405 | 59.837 | 19.703 | 22.481 | 17.653 | 105.349 | 98.398 | | | | | | | | |
| 5 | 14:41:45.110 | 1:01.705 | 20.546 | 23.025 | 18.134 | 102.142 | 95.323 | | | | | | | | |
| 6 | 14:42:47.638 | 1:02.528 | 20.725 | 23.335 | 18.468 | 101.218 | 97.540 | | | | | | | | |
| 7 | 14:43:49.688 | 1:02.050 | 20.337 | 23.358 | 18.355 | 102.454 | 96.697 | | | | | | | | |
| 8 | 14:44:52.748 | 1:03.060 | 20.632 | 23.850 | 18.578 | 102.926 | 96.419 | | | | | | | | |
| 9 | 14:45:54.662 | 1:01.914 | 20.562 | 23.530 | 17.822 | 103.084 | 97.540 | | | | | | | | |
| 10 | 14:46:55.768 | 1:01.106 | 19.750 | 23.188 | 18.168 | 104.529 | 95.731 | | | | | | | | |
| 11 | 14:47:56.477 | 1:00.709 | 19.812 | 23.221 | 17.676 | 105.184 | 99.272 | | | | | | | | |
| (23) Conrad MURRAY | | | | | | | | | | | | | | | |
| 1 | 14:37:52.956 | 1:27.654 | 20.714 | 49.421 | 17.519 | 96.005 | 103.882 | | | | | | | | |
| 2 | 14:38:51.963 | 59.007 | 19.462 | 22.476 | 17.069 | 104.366 | 103.882 | | | | | | | | |
| 3 | 14:40:02.192 | 1:10.229 | 19.446 | 22.655 | 28.128 | 108.413 | 102.298 | | | | | | | | |
| 4 | 14:41:02.522 | 1:00.330 | 20.024 | 23.165 | 17.141 | 106.183 | 102.142 | | | | | | | | |
| 5 | 14:42:02.026 | 59.504 | 20.008 | 22.140 | 17.356 | 110.374 | 102.611 | | | | | | | | |
| 6 | 14:43:01.042 | 59.016 | 19.784 | 22.301 | 16.931 | 110.374 | 102.454 | | | | | | | | |
| 7 | 14:44:00.375 | 59.333 | 19.683 | 22.416 | 17.234 | 108.238 | 102.611 | | | | | | | | |
| 8 | 14:44:59.154 | 58.779 | 19.514 | 22.180 | 17.085 | 106.015 | 101.987 | | | | | | | | |
| 9 | 14:45:58.357 | 59.203 | 19.767 | 22.316 | 17.120 | 109.118 | 102.454 | | | | | | | | |
| 10 | 14:46:56.617 | 58.260 | 19.124 | 21.955 | 17.181 | 110.374 | 102.298 | | | | | | | | |
| 11 | 14:47:56.825 | 1:00.208 | 19.304 | 23.020 | 17.884 | 107.372 | 101.524 | | | | | | | | |

Clerk of the Course.


Sig : Time :

Chief Timekeeper : Ian Sharp (SMART Timing)

Results available at www.smart-timing.co.uk and www.speedhive.com

Printed: 05/08/2018 14:50:52

Orbits





SMRC Super Touring Car Festival

Lapchart**HSCC Super Touring Car Championship****Knockhill 1.267 miles****Race 15 - 2nd Race****05/08/2018 14:35****Race (12 Laps) started at 14:36:23**

| Competitors | Laps | | | | | | | | | | | | | |
|-----------------------|------|----|----|----|----|----|----|----|----|----|----|----|----|----|
| | 0 | 1 | 2 | 3 | 4 | 5 | 6 | 7 | 8 | 9 | 10 | 11 | 12 | |
| John CLELAND (98) | 1 | 98 | 4 | 98 | 98 | 98 | 98 | 98 | 98 | 98 | 98 | 98 | 98 | 98 |
| Allister McMILLAN (4) | 2 | 4 | 98 | 4 | 4 | 4 | 4 | 4 | 4 | 4 | 4 | 4 | 4 | 4 |
| Conrad MURRAY (23) | 3 | 23 | 44 | 44 | 44 | 44 | 44 | 44 | 44 | 44 | 44 | 44 | 44 | 44 |
| Scott TOLLAN (44) | 4 | 44 | 23 | 23 | 23 | 23 | 23 | 23 | 23 | 23 | 23 | 23 | 23 | 23 |
| Allan SCOTT (27) | 5 | 27 | | | | | | | | | | | | |
| - | 6 | | | | | | | | | | | | | |
| - | 7 | | | | | | | | | | | | | |
| - | 8 | | | | | | | | | | | | | |

| Margin of Victory | Avg. Speed | Best Lap Tm | Best Speed | Best Lap by |
|-------------------|------------|-------------|------------|-------------------|
| 33.135 | 79.769 | 56.408 | 80.854 | 98 - John CLELAND |

Clerk of the Course.

Sig : Time :
 Chief Timekeeper : Ian Sharp (SMART Timing)

Results available at www.smart-timing.co.uk and www.speedhive.com

Printed: 05/08/2018 14:51:37

Orbits