Historic Sports Car Club

Oulton Park Gold Cup

Saturday 25th – Monday 27th August 2018

Results Booklet

Timing & Results by MST SYSTEMS Ltd.
www.mstworld.com

© MST SYSTEMS Ltd. 2018
The Haysfield, Spring Lane North, Malvern, Worcestershire WR14 1GF
tel: +44 (0)1684 560614 email: motorsport@mstworld.com

Oulton Park Circuit

Little Budworth, Tarporley, Cheshire CW69BW

www.oultonpark.co.uk

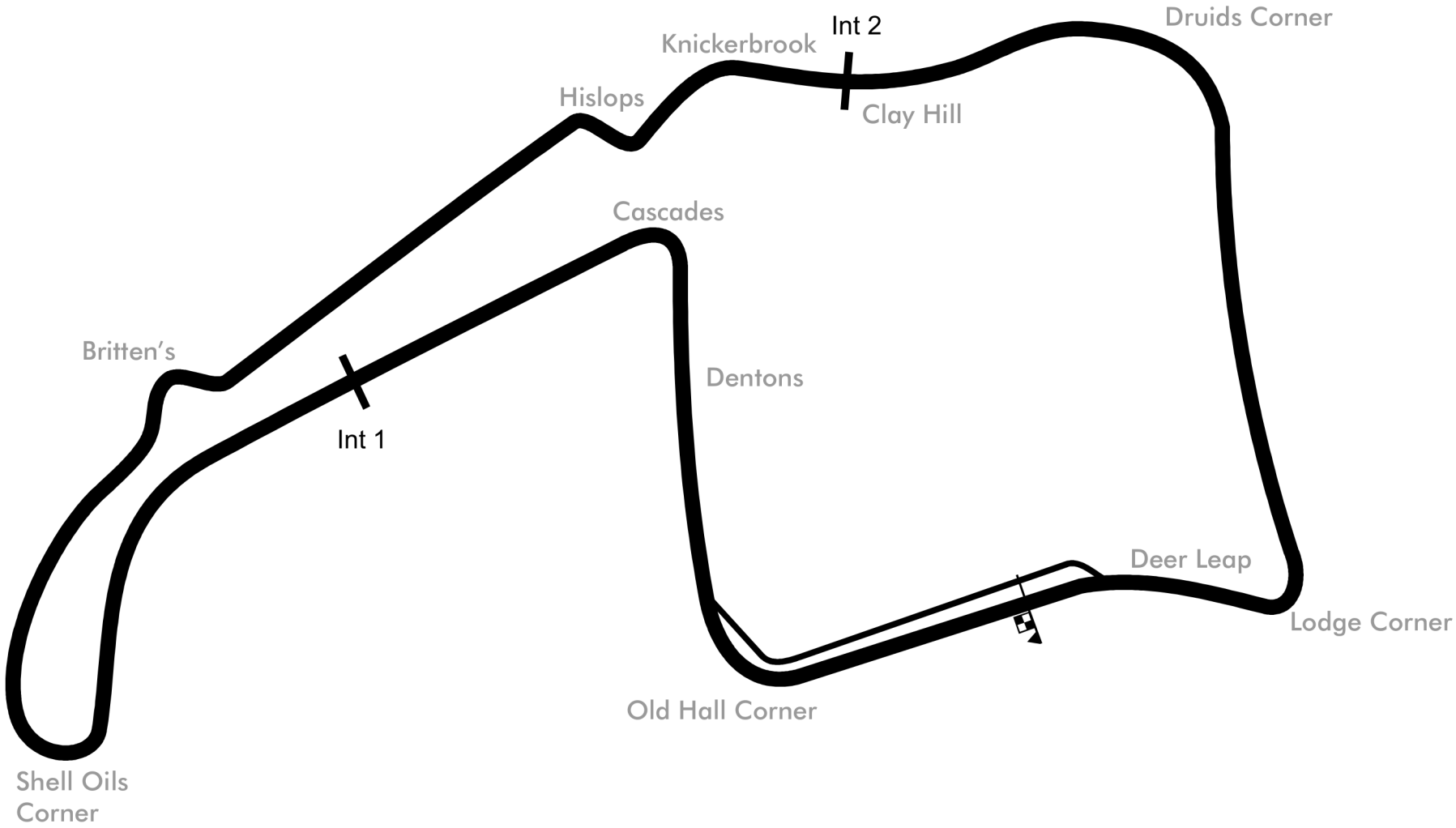

Circuit Length:	2.692 M / 4.332 km
Pit Lane:	200m, 12s @ 60km/h
Intermediate 1:	1.168 km
Intermediate 2:	3.077 km
Start line offset:	0 m

Oulton Park Gold Cup Historic Race Meeting - 25 - 27 Aug 2018

HSCC Historic Formula Ford 2000 with Lackford Engineering Inc. URS Classic FF2000

Qualifying for Race 1 - Classification

Sheet No:

POS	NO	DRIVER/S	CLASS	CLASS POS	CAR MAKE / MODEL	TIME	ON	LAPS	GAP	DIFF	MPH
1	61	Callum Grant	A	1	Delta T78	2:03.279	7	8			78.61
2	2	Benn Simms	A	2	Reynard SF77	2:03.719	8	8	0.440	0.440	78.33
3	1	Andrew Park	A	3	Reynard SF81	2:04.754	8	8	1.475	1.035	77.68
4	9	Ian Pearson	A	4	Royale RP30	2:06.014	8	8	2.735	1.260	76.90
5	26	Paul Allen	A	5	Reynard SF79	2:06.238	5	5	2.959	0.224	76.76
6	117	Chris Lord	URA	1	Van Diemen RF82	2:08.069	7	7	4.790	1.831	75.67
7	7	Brian Morris	A	6	Reynard SF79	2:08.235	7	7	4.956	0.166	75.57
8	12	Drew Cameron	URB	1	Royale RP27	2:08.942	6	7	5.663	0.707	75.15
9	75	Colin Wright	A	7	Reynard SF79	2:09.815	7	7	6.536	0.873	74.65
10	77	David Walton	A	8	Royale RP27	2:09.987	5	6	6.708	0.172	74.55
11	28	Fraser Collins	B	1	Lola T580	2:10.038	7	7	6.759	0.051	74.52
12	20	David Margetts	B	2	Dulon MP21	2:11.100	7	7	7.821	1.062	73.92
13	144	Andrew Lancaster	URA	2	Pilbeam MP52	2:11.383	5	7	8.104	0.283	73.76
14	6	Jeremy Main	A	9	Reynard SF79	2:12.041	5	7	8.762	0.658	73.39
15	88	Jennifer Ridgway	A	10	Reynard SF78	2:12.670	5	6	9.391	0.629	73.04
16	140	Ken Thorogood	URA	3	Van Diemen RF82	2:14.312	7	7	11.033	1.642	72.15
17	18	Stephen Glasswell	A	11	Reynard SF79	2:14.925	7	7	11.646	0.613	71.82
18	49	John Wilkinson	A	12	Reynard SF79	2:14.951	6	7	11.672	0.026	71.81
19	40	Glyn Davies	URA	4	Van Diemen RF82	2:16.084	6	7	12.805	1.133	71.21
20	60	Jonathan Baines	A	13	Royale RP30	2:17.064	3	7	13.785	0.980	70.70
21	14	Patrick Dunseith	D	1	Delta T78	2:19.121	6	6	15.842	2.057	69.65
22	17	Grant Saunders	B	3	Tiga SF78	2:20.926	6	6	17.647	1.805	68.76
23	99	Geoffrey O'nion	A	14	Reynard SF77	2:21.054	6	6	17.775	0.128	68.70
24	44	Robert Pearson	A	15	Royale RP30	2:25.761	4	4	22.482	4.707	66.48
25	16	John Moore	A	16	Delta T80	2:32.038	3	6	28.759	6.277	63.74
26	19	James Stewart	B	4	Crossle 33F	2:43.009	5	6	39.730	10.971	59.45
27	95	Jason Redding	A	17	Reynard SF79			1			0.00

Cars 14 & 77 - transponder battery low, please charge.

Session Start: 11:44:00 - Finish: 11:59:03
Weather/Track Conditions: Bright/Wet
Circuit: Oulton Park International
Track Length: 4.332 Km - 2.6918 miles

These results are provisional until the conclusion of any judicial and technical matters.

Clerk of the Course:	Timekeeper:	Issued at:
Julian Floyd	Nick Palmer	

Oulton Park Gold Cup Historic Race Meeting - 25 - 27 Aug 2018

HSCC Historic Formula Ford 2000 with Lackford Engineering Inc. URS Classic FF2000

Qualifying for Race 1 - Sector Analysis

1 Andrew Park (A) — Reynard SF81

lap	Sect-1	Speed	Sect-2	Speed	Sect-3	Speed	Laptime	Pit	lap	Sect-1	Speed	Sect-2	Speed	Sect-3	Speed	Laptime	Pit
1	Out	104.6	1:03.752	89.9	34.983	98.6	2:07.798		5	32.568	106.6	1:01.001	89.9	35.447	99.0	2:09.016	
2	31.467	106.4	1:01.768	92.7	34.538	98.3	2:07.773		6	30.418	108.3	1:02.701	94.1	34.062	100.2	2:07.181	
3	30.325	108.1	1:01.042	92.3	34.540	98.9	2:05.907		7	30.561	108.8	1:00.543	93.0	33.971	99.9	2:05.075	
4	32.025	107.1	1:03.914	74.6	37.347	79.0	2:13.286		8	30.211	108.4	1:00.872	92.5	33.671	100.5	2:04.754	

2 Benn Simms (A) — Reynard SF77

lap	Sect-1	Speed	Sect-2	Speed	Sect-3	Speed	Laptime	Pit	lap	Sect-1	Speed	Sect-2	Speed	Sect-3	Speed	Laptime	Pit
1	Out	103.8	1:04.106	89.4	35.515	98.4	2:09.275		5	31.028	107.4	1:00.873	93.1	34.435	100.6	2:06.336	
2	30.862	106.4	1:01.385	94.1	34.187	99.7	2:06.434		6	31.764	108.1	1:01.213	93.0	33.740	100.6	2:06.717	
3	30.236	107.8	1:01.017	91.7	33.827	100.5	2:05.080		7	29.809	109.0	1:00.192	94.0	33.719	100.6	2:03.720	
4	29.837	109.1	1:00.349	96.6	34.234	99.5	2:04.420	D	8	29.751	109.0	1:00.176	93.6	33.792	101.3	2:03.719	

6 Jeremy Main (A) — Reynard SF79

lap	Sect-1	Speed	Sect-2	Speed	Sect-3	Speed	Laptime	Pit	lap	Sect-1	Speed	Sect-2	Speed	Sect-3	Speed	Laptime	Pit
1	Out	97.4	1:06.831	84.2	37.427	95.6	2:14.591		5	32.561	103.8	1:03.464	90.7	36.016	98.0	2:12.041	
2	32.520	104.1	1:04.135	90.0	36.789	96.5	2:13.444		6	31.868	103.6	1:03.873	89.5	36.324	97.7	2:12.065	
3	32.106	105.2	1:04.429	89.1	37.671	96.2	2:14.206		7	32.223	104.6	1:03.709	91.1	36.433	98.4	2:12.365	
4	32.289	105.9	1:03.756	90.0	36.682	97.3	2:12.727		8								

7 Brian Morris (A) — Reynard SF79

lap	Sect-1	Speed	Sect-2	Speed	Sect-3	Speed	Laptime	Pit	lap	Sect-1	Speed	Sect-2	Speed	Sect-3	Speed	Laptime	Pit
1	Out	92.1	1:09.351	84.2	38.666	89.2	2:20.414		5	32.543	106.2	1:02.131	93.2	35.110	98.7	2:09.784	
2	32.885	104.0	1:05.467	83.5	36.864	96.7	2:15.216		6	31.107	107.2	1:02.058	89.2	35.093	98.4	2:08.258	
3	31.856	105.7	1:04.679	85.8	36.274	97.7	2:12.809		7	31.255	106.4	1:01.934	92.1	35.046	96.0	2:08.235	
4	31.455	107.1	1:03.239	92.1	35.975	97.6	2:10.669		8								

9 Ian Pearson (A) — Royale RP30

lap	Sect-1	Speed	Sect-2	Speed	Sect-3	Speed	Laptime	Pit	lap	Sect-1	Speed	Sect-2	Speed	Sect-3	Speed	Laptime	Pit
1	Out	104.9	1:03.232	90.5	35.559	97.3	2:08.683		5	31.282	107.1	1:03.583	91.6	34.731	99.0	2:09.596	
2	31.345	106.2	1:01.406	91.2	35.201	97.6	2:07.952		6	32.112	106.1	1:01.457	91.3	34.605	98.0	2:08.174	
3	30.944	107.1	1:00.924	91.7	34.784	97.9	2:06.652		7	30.798	107.9	1:01.044	92.8	34.758	98.0	2:06.600	
4	32.308	106.4	1:00.434	92.3	34.738	98.9	2:07.480	D	8	30.725	107.6	1:00.803	92.2	34.486	98.0	2:06.014	

12 Drew Cameron (URB) — Royale RP27

lap	Sect-1	Speed	Sect-2	Speed	Sect-3	Speed	Laptime	Pit	lap	Sect-1	Speed	Sect-2	Speed	Sect-3	Speed	Laptime	Pit
1	Out	99.8	1:05.836	86.1	38.001	88.4	2:14.022		5	32.130	101.8	1:02.766	90.4	35.578	97.1	2:10.474	
2	32.298	101.5	1:04.551	88.7	36.556	92.1	2:13.405		6	31.179	105.2	1:02.421	89.9	35.342	95.6	2:08.942	
3	32.226	104.1	1:04.471	90.1	36.058	96.7	2:12.755		7	32.484	104.0	1:03.929	83.7	40.244	95.8	2:16.657	
4	32.255	104.8	1:03.055	89.9	35.793	96.2	2:11.103		8								

14 Patrick Dunseith (D) — Delta T78

lap	Sect-1	Speed	Sect-2	Speed	Sect-3	Speed	Laptime	Pit	lap	Sect-1	Speed	Sect-2	Speed	Sect-3	Speed	Laptime	Pit
1	Out	80.8	1:19.233	60.8	44.418	88.8	2:40.595		4	34.940	93.9	1:08.981	80.5	39.740	92.2	2:23.661	
2	37.542	94.7	1:10.713	73.0	43.313	88.0	2:31.568		5	35.067	98.5	1:08.382	81.4	39.578	92.1	2:23.027	
3	36.031	95.2	1:09.477	83.4	40.419	90.8	2:25.927		6	33.938	96.4	1:07.264	83.1	37.919	92.1	2:19.121	

16 John Moore (A) — Delta T80

lap	Sect-1	Speed	Sect-2	Speed	Sect-3	Speed	Laptime	Pit	lap	Sect-1	Speed	Sect-2	Speed	Sect-3	Speed	Laptime	Pit
1	Out	89.9	1:11.272	76.1	43.758	79.4	2:27.286		4	37.627	80.4	1:16.913	69.2	41.963	75.9	2:36.503	
2	38.368	82.4	1:13.877	70.8	41.393	76.8	2:33.638		5	38.934	79.6	1:13.082	72.2			2:43.546	
3	37.413	84.2	1:12.914	69.3	41.711	76.5	2:32.038		6	Out	96.8	1:09.362	86.3	39.592	88.2	3:55.171	P

17 Grant Saunders (B) — Tiga SF78

lap	Sect-1	Speed	Sect-2	Speed	Sect-3	Speed	Laptime	Pit	lap	Sect-1	Speed	Sect-2	Speed	Sect-3	Speed	Laptime	Pit
1	Out	85.5	1:12.707	81.2	40.819	92.0	2:28.424		4	34.737	99.1	1:08.062	85.6	38.833	91.0	2:21.632	
2	34.453	96.6	1:22.295	76.8	41.166	92.3	2:37.914		5	35.444	97.7	1:12.391	75.4	40.318	93.1	2:28.153	D
3	34.906	98.5	1:15.062	82.3	39.538	90.1	2:29.506		6	34.878	99.1	1:07.541	86.9	38.507	94.2	2:20.926	

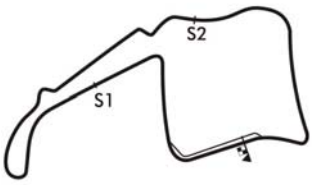

Session Start: 11:44:00 - Finish: 11:59:03
Weather/Track Conditions: Bright/Wet
Circuit: Oulton Park International
Track Length: 4.332 Km - 2.6918 miles
Printed: 25-08-2018 - 12:06

MST
Results: www.mstworld.com. Live Timing: https://livetiming.getraceresults.com/mst. Email: timing@mstworld.com

Oulton Park Gold Cup Historic Race Meeting - 25 - 27 Aug 2018

HSCC Historic Formula Ford 2000 with Lackford Engineering Inc. URS Classic FF2000

Qualifying for Race 1 - Sector Analysis

18 Stephen Glasswell (A) — Reynard SF79

lap	Sect-1	Speed	Sect-2	Speed	Sect-3	Speed	Laptime	Pit	lap	Sect-1	Speed	Sect-2	Speed	Sect-3	Speed	Laptime	Pit
1	Out	102.1	1:07.901	75.9	39.774	92.1	2:18.158		5	33.327	103.0	1:05.558	86.0	37.240	95.8	2:16.125	
2	34.664	103.8	1:07.434	81.1	38.701	96.7	2:20.799		6	33.379	103.2	1:06.162	87.3	37.140	95.4	2:16.681	
3	33.297	104.3	1:05.978	85.7	37.765	95.5	2:17.040		7	32.646	104.6	1:05.051	88.7	37.228	94.2	2:14.925	
4	33.112	103.5	1:05.506	87.2	37.053	96.5	2:15.671		8								

19 James Stewart (B) — Crossle 33F

lap	Sect-1	Speed	Sect-2	Speed	Sect-3	Speed	Laptime	Pit	lap	Sect-1	Speed	Sect-2	Speed	Sect-3	Speed	Laptime	Pit
1	Out	79.1	1:19.413	58.8	48.660	79.1	2:45.446		4	40.287	79.8	1:18.058	68.5	45.115	77.5	2:43.460	
2	41.281	82.7	1:19.445	65.0	47.419	81.7	2:48.145		5	40.964	78.2	1:16.077	67.7	45.968	75.5	2:43.009	
3	40.913	81.9	1:17.949	70.4	44.674	81.2	2:43.536		6	42.425	82.8	1:17.575	69.0	45.866	80.5	2:45.866	

20 David Margetts (B) — Dulon MP21

lap	Sect-1	Speed	Sect-2	Speed	Sect-3	Speed	Laptime	Pit	lap	Sect-1	Speed	Sect-2	Speed	Sect-3	Speed	Laptime	Pit
1	Out	99.8	1:06.935	80.6	37.557	93.6	2:15.346		5	32.737	103.3	1:05.320	86.1	36.479	94.7	2:14.536	D
2	33.283	102.1	1:06.272	75.2	38.327	93.9	2:17.882		6	31.776	104.3	1:03.776	86.1	36.086	96.0	2:11.638	
3	32.694	103.2	1:04.500	83.6	36.846	95.1	2:14.040		7	31.936	104.0	1:03.098	85.1	36.066	95.8	2:11.100	
4	32.474	103.3	1:05.413	84.6	36.741	95.6	2:14.628	D	8								

26 Paul Allen (A) — Reynard SF79

lap	Sect-1	Speed	Sect-2	Speed	Sect-3	Speed	Laptime	Pit	lap	Sect-1	Speed	Sect-2	Speed	Sect-3	Speed	Laptime	Pit
1	Out	101.9	1:05.046	84.8	35.951	97.3	2:12.267		4	Out	97.7	1:01.998	92.0	36.163	98.0	5:52.828	P
2	32.575	97.5	1:03.883	89.3	37.293	93.9	2:13.751		5	30.650	104.8	1:00.997	91.7	34.591	98.0	2:06.238	
3	36.562	103.2	1:14.129	63.5			2:42.776		6								

28 Fraser Collins (B) — Lola T580

lap	Sect-1	Speed	Sect-2	Speed	Sect-3	Speed	Laptime	Pit	lap	Sect-1	Speed	Sect-2	Speed	Sect-3	Speed	Laptime	Pit
1	Out	101.9	1:07.406	74.9	38.912	95.6	2:16.586		5	33.034	102.5	1:03.175	89.9	35.787	96.0	2:11.996	
2	32.351	103.3	1:04.577	86.2	37.894	95.5	2:14.822		6	31.436	104.9	1:03.516	89.9	35.763	96.7	2:10.715	
3	32.266	103.8	1:03.966	89.2	37.209	96.2	2:13.441		7	31.586	105.6	1:03.119	90.4	35.333	97.1	2:10.038	
4	31.766	104.9	1:03.862	89.5	35.872	96.9	2:11.500		8								

40 Glyn Davies (URA) — Van Diemen RF82

lap	Sect-1	Speed	Sect-2	Speed	Sect-3	Speed	Laptime	Pit	lap	Sect-1	Speed	Sect-2	Speed	Sect-3	Speed	Laptime	Pit
1	Out	88.6	1:09.717	79.6	41.637	86.0	2:24.852		5	33.577	101.3	1:06.707	87.5	37.800	94.0	2:18.084	
2	35.382	97.9	1:08.015	84.5	39.354	89.7	2:22.751		6	33.285	102.4	1:05.245	87.5	37.554	94.2	2:16.084	
3	33.633	101.9	1:06.963	86.2	38.500	93.1	2:19.096		7	36.545	101.0	1:05.647	83.8	37.717	93.1	2:19.909	
4	33.748	101.8	1:06.487	87.0	38.949	93.0	2:19.184		8								

44 Robert Pearson (A) — Royale RP30

lap	Sect-1	Speed	Sect-2	Speed	Sect-3	Speed	Laptime	Pit	lap	Sect-1	Speed	Sect-2	Speed	Sect-3	Speed	Laptime	Pit
1	Out	92.2	1:15.801	76.8	43.246	86.3	2:34.128		3	36.106	100.6	1:09.888	82.5	39.866	93.1	2:25.860	
2	37.574	100.1	1:13.915	80.5	40.866	92.8	2:32.355		4	34.929	101.3	1:10.288	82.2	40.544	89.7	2:25.761	

49 John Wilkinson (A) — Reynard SF79

lap	Sect-1	Speed	Sect-2	Speed	Sect-3	Speed	Laptime	Pit	lap	Sect-1	Speed	Sect-2	Speed	Sect-3	Speed	Laptime	Pit
1	Out	96.6	1:11.217	75.6	40.776	88.4	2:23.779		5	32.953	104.0	1:05.638	83.8	37.524	94.4	2:16.115	
2	35.869	101.6	1:06.888	81.9	38.892	93.1	2:21.649		6	32.475	105.1	1:04.746	80.0	37.730	94.2	2:14.951	
3	33.962	104.6	1:05.705	84.3	37.925	93.2	2:17.592		7	33.194	103.2	1:04.723	85.1	37.682	90.6	2:15.599	
4	33.137	104.8	1:06.240	80.5	38.686	94.0	2:18.063		8								

60 Jonathan Baines (A) — Royale RP30

lap	Sect-1	Speed	Sect-2	Speed	Sect-3	Speed	Laptime	Pit	lap	Sect-1	Speed	Sect-2	Speed	Sect-3	Speed	Laptime	Pit
1	Out	89.4	1:11.871	76.3	40.738	88.0	2:24.443		5	34.278	100.3	1:06.537	85.0	37.776	92.6	2:18.591	
2	35.746	97.1	1:07.117	82.2	38.091	92.5	2:20.954		6	33.974	100.3	1:06.061	84.9	37.810	93.6	2:17.845	
3	34.102	100.9	1:05.962	85.3	37.000	95.8	2:17.064		7	33.724	101.2	1:06.160	86.7	37.530	94.7	2:17.414	
4	33.768	102.4	1:08.067	74.4	40.566	92.3	2:22.401		8								

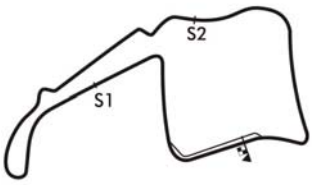

Session Start: 11:44:00 - Finish: 11:59:03
Weather/Track Conditions: Bright/Wet
Circuit: Oulton Park International
Track Length: 4.332 Km - 2.6918 miles
Printed: 25-08-2018 - 12:06

MST
Results: www.mstworld.com. Live Timing: https://livetiming.getraceresults.com/mst. Email: timing@mstworld.com

Oulton Park Gold Cup Historic Race Meeting - 25 - 27 Aug 2018

HSCC Historic Formula Ford 2000 with Lackford Engineering Inc. URS Classic FF2000

Qualifying for Race 1 - Sector Analysis

61 Callum Grant (A) — Delta T78

lap	Sect-1	Speed	Sect-2	Speed	Sect-3	Speed	Laptime	Pit	lap	Sect-1	Speed	Sect-2	Speed	Sect-3	Speed	Laptime	Pit
1	Out	104.3	1:03.790	93.0	35.271	99.7	2:09.135		5	30.273	108.3	1:01.814	95.3	34.235	100.3	2:06.322	
2	31.449	106.1	1:01.465	94.5	34.187	100.8	2:07.101		6	31.724	108.1	1:00.719	87.8	34.057	101.6	2:06.500	
3	29.893	107.8	1:00.179	94.8	33.947	101.1	2:04.019		7	29.736	108.4	59.619	94.5	33.924	101.1	2:03.279	
4	30.096	108.4	1:00.540	94.4	33.686	100.8	2:04.322		8	29.600	108.8	59.868	92.3	34.105	101.4	2:03.573	

75 Colin Wright (A) — Reynard SF79

lap	Sect-1	Speed	Sect-2	Speed	Sect-3	Speed	Laptime	Pit	lap	Sect-1	Speed	Sect-2	Speed	Sect-3	Speed	Laptime	Pit
1	Out	104.6	1:05.770	89.4	37.243	97.3	2:12.540		5	32.632	105.6	1:03.084	89.1	35.757	99.9	2:11.473	
2	32.984	106.6	1:05.455	91.1	37.086	99.9	2:15.525		6	31.361	107.6	1:03.292	91.8	35.867	100.0	2:10.520	
3	32.158	106.6	1:04.385	85.1	37.763	99.6	2:14.306		7	31.206	107.6	1:02.970	92.3	35.639	99.5	2:09.815	
4	32.198	107.2	1:03.518	90.4	36.012	100.0	2:11.728		8								

77 David Walton (A) — Royale RP27

lap	Sect-1	Speed	Sect-2	Speed	Sect-3	Speed	Laptime	Pit	lap	Sect-1	Speed	Sect-2	Speed	Sect-3	Speed	Laptime	Pit
1	31.993	105.4	1:04.239	90.6	36.441	94.5	2:12.673		4	32.426	106.2	1:02.674	91.7	36.027	95.2	2:11.127	
2	32.212	102.1	1:02.870	89.1	35.906	94.7	2:10.988		5	31.029	105.9	1:02.656	91.7	36.302	97.6	2:09.987	
3	31.488	105.9	1:03.851	88.9	35.939	95.8	2:11.278		6	31.571	105.9	1:02.952	91.3	35.637	96.6	2:10.160	

88 Jennifer Ridgway (A) — Reynard SF78

lap	Sect-1	Speed	Sect-2	Speed	Sect-3	Speed	Laptime	Pit	lap	Sect-1	Speed	Sect-2	Speed	Sect-3	Speed	Laptime	Pit
1	Out	99.4	1:09.127	74.8	40.084	89.3	2:21.953		4	32.869	101.2	1:06.439	84.3	37.851	91.8	2:17.159	
2	32.463	100.7	1:08.676	63.9	39.986	87.1	2:21.125		5	31.664	101.3	1:04.519	85.3	36.487	92.1	2:12.670	
3	33.090	100.7	1:06.971	83.8	38.338	91.7	2:18.399		6	32.493	99.7	1:05.774	84.6	37.172	92.8	2:15.439	

95 Jason Redding (A) — Reynard SF79

lap	Sect-1	Speed	Sect-2	Speed	Sect-3	Speed	Laptime	Pit	lap	Sect-1	Speed	Sect-2	Speed	Sect-3	Speed	Laptime	Pit
1	Out	73.2	1:17.419	52.5			2:47.719		2								

99 Geoffrey O'nion (A) — Reynard SF77

lap	Sect-1	Speed	Sect-2	Speed	Sect-3	Speed	Laptime	Pit	lap	Sect-1	Speed	Sect-2	Speed	Sect-3	Speed	Laptime	Pit
1	Out	92.1	1:14.290	78.7	42.860	92.7	2:32.239		4	35.850	97.1	1:10.028	82.3	38.993	95.0	2:24.871	
2	36.825	96.1	1:08.982	67.9	41.254	92.7	2:27.061		5	35.808	99.1	1:10.193	82.1	39.124	94.8	2:25.125	
3	36.188	99.2	1:08.842	75.1	39.390	94.4	2:24.420		6	34.908	101.9	1:07.760	76.8	38.386	94.7	2:21.054	

117 Chris Lord (URA) — Van Diemen RF82

lap	Sect-1	Speed	Sect-2	Speed	Sect-3	Speed	Laptime	Pit	lap	Sect-1	Speed	Sect-2	Speed	Sect-3	Speed	Laptime	Pit
1	Out	86.9	1:04.981	86.3	36.729	92.0	2:12.521		5	31.584	105.7	1:01.142	92.0	35.461	96.9	2:08.187	
2	32.516	103.8	1:02.450	90.3	36.282	96.5	2:11.248		6	31.363	104.9	1:02.244	92.5	35.402	98.3	2:09.009	
3	32.004	105.1	1:01.893	90.7	35.587	95.8	2:09.484		7	31.258	105.7	1:01.319	90.0	35.492	98.3	2:08.069	
4	31.536	105.4	1:01.900	91.7	35.356	95.5	2:08.792		8								

140 Ken Thorogood (URA) — Van Diemen RF82

lap	Sect-1	Speed	Sect-2	Speed	Sect-3	Speed	Laptime	Pit	lap	Sect-1	Speed	Sect-2	Speed	Sect-3	Speed	Laptime	Pit
1	Out	97.8	1:09.529	76.0	39.867	94.4	2:21.897		5	33.281	103.5	1:06.062	82.9	37.650	96.3	2:16.993	
2	36.083	95.5	1:07.024	80.4	38.693	95.4	2:21.800		6	32.571	102.1	1:05.161	87.8	37.288	98.3	2:15.020	
3	33.917	97.0	1:06.514	82.2	37.812	95.2	2:18.243		7	33.140	102.9	1:04.771	90.5	36.401	88.1	2:14.312	
4	33.287	104.0	1:05.447	85.5	38.178	96.6	2:16.912		8								

144 Andrew Lancaster (URA) — Pilbeam MP52

lap	Sect-1	Speed	Sect-2	Speed	Sect-3	Speed	Laptime	Pit	lap	Sect-1	Speed	Sect-2	Speed	Sect-3	Speed	Laptime	Pit
1	Out	92.8	1:08.141	83.6	38.044	95.6	2:20.437		5	32.174	106.6	1:03.959	90.7	35.250	96.5	2:11.383	
2	32.439	104.3	1:07.350	90.6	35.927	96.9	2:15.716		6	32.476	101.5	1:16.423	81.4	36.580	97.1	2:25.479	
3	32.225	106.2	1:06.236	72.9	40.118	94.4	2:18.579		7	36.706	103.8	1:06.301	87.5	36.302	90.6	2:19.309	
4	32.025	106.9	1:04.659	88.7	39.447	96.6	2:16.131		8								

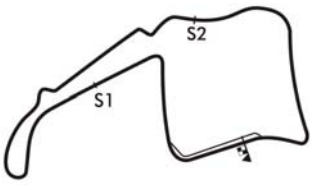

Session Start: 11:44:00 - Finish: 11:59:03
Weather/Track Conditions: Bright/Wet
Circuit: Oulton Park International
Track Length: 4.332 Km - 2.6918 miles
Printed: 25-08-2018 - 12:06

MST
Results: www.mstworld.com. Live Timing: https://livetiming.getraceresults.com/mst. Email: timing@mstworld.com

Oulton Park Gold Cup Historic Race Meeting - 25 - 27 Aug 2018

HSCC Historic Formula Ford 2000 with Lackford Engineering Inc. URS Classic FF2000

Qualifying for Race 1 - Best Sector Times

	SECTOR 1			SECTOR 2			SECTOR 3		
	NO	TIME	LAP	NO	TIME	LAP	NO	TIME	LAP
1	61	29.600	8	61	59.619	7	1	33.671	8
2	2	29.751	8	2	1:00.176	8	61	33.686	4
3	1	30.211	8	9	1:00.434	4	2	33.719	7
4	26	30.650	5	1	1:00.543	7	9	34.486	8
5	9	30.725	8	26	1:00.997	5	26	34.591	5
6	77	31.029	5	117	1:01.142	5	7	35.046	7
7	7	31.107	6	7	1:01.934	7	144	35.250	5
8	12	31.179	6	12	1:02.421	6	28	35.333	7
9	75	31.206	7	77	1:02.656	5	12	35.342	6
10	117	31.258	7	75	1:02.970	7	117	35.356	4
11	28	31.436	6	20	1:03.098	7	77	35.637	6
12	88	31.664	5	28	1:03.119	7	75	35.639	7
13	20	31.776	6	6	1:03.464	5	6	36.016	5
14	6	31.868	6	144	1:03.959	5	20	36.066	7
15	144	32.025	4	88	1:04.519	5	140	36.401	7
16	49	32.475	6	49	1:04.723	7	88	36.487	5
17	140	32.571	6	140	1:04.771	7	60	37.000	3
18	18	32.646	7	18	1:05.051	7	18	37.053	4
19	40	33.285	6	40	1:05.245	6	49	37.524	5
20	60	33.724	7	60	1:05.962	3	40	37.554	6
21	14	33.938	6	14	1:07.264	6	14	37.919	6
22	17	34.453	2	17	1:07.541	6	99	38.386	6
23	99	34.908	6	99	1:07.760	6	17	38.507	6
24	44	34.929	4	16	1:09.362	6	16	39.592	6
25	16	37.413	3	44	1:09.888	3	44	39.866	3
26	19	40.287	4	19	1:16.077	5	19	44.674	3
27	41			95	1:17.419	1	41		
28	95			41			95		

IDEAL / BEST LAP COMPARISON

NO	NAME	BEST	IN	IDEAL	DIFF
61	Callum Grant	2:03.279	7	2:02.905	+0.374
2	Benn Simms	2:03.719	8	2:03.646	+0.073
1	Andrew Park	2:04.754	8	2:04.425	+0.329
9	Ian Pearson	2:06.014	8	2:05.645	+0.369
26	Paul Allen	2:06.238	5	2:06.238	+0.000
117	Chris Lord	2:08.069	7	2:07.756	+0.313
7	Brian Morris	2:08.235	7	2:08.087	+0.148
12	Drew Cameron	2:08.942	6	2:08.942	+0.000
75	Colin Wright	2:09.815	7	2:09.815	+0.000
77	David Walton	2:09.987	5	2:09.322	+0.665
28	Fraser Collins	2:10.038	7	2:09.888	+0.150
20	David Margetts	2:11.100	7	2:10.940	+0.160
144	Andrew Lancaster	2:11.383	5	2:11.234	+0.149
6	Jeremy Main	2:12.041	5	2:11.348	+0.693
88	Jennifer Ridgway	2:12.670	5	2:12.670	+0.000
140	Ken Thorogood	2:14.312	7	2:13.743	+0.569
18	Stephen Glasswell	2:14.925	7	2:14.750	+0.175
49	John Wilkinson	2:14.951	6	2:14.722	+0.229
40	Glyn Davies	2:16.084	6	2:16.084	+0.000
60	Jonathan Baines	2:17.064	3	2:16.686	+0.378
14	Patrick Dunseith	2:19.121	6	2:19.121	+0.000
17	Grant Saunders	2:20.926	6	2:20.501	+0.425
99	Geoffrey O'nion	2:21.054	6	2:21.054	+0.000
44	Robert Pearson	2:25.761	4	2:24.683	+1.078
16	John Moore	2:32.038	3	2:26.367	+5.671
19	James Stewart	2:43.009	5	2:41.038	+1.971
95	Jason Redding				+

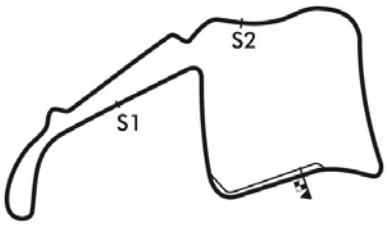

Session Start: 11:44:00 - Finish: 11:59:03
Weather/Track Conditions: Bright/Wet
Circuit: Oulton Park International
Track Length: 4.332 Km - 2.6918 miles

Printed: 25-08-2018 - 12:06

Oulton Park Gold Cup Historic Race Meeting - 25 - 27 Aug 2018

HSCC Historic Formula Ford 2000 with Lackford Engineering Inc. URS Classic FF2000

Qualifying for Race 1 - Best Sector Speeds

	NO	SECTOR 1	MPH	NO	SECTOR 2	MPH	NO	SECTOR 3	MPH
1	2	Benn Simms	109.1	2	Benn Simms	96.6	61	Callum Grant	101.6
2	1	Andrew Park	108.8	61	Callum Grant	95.3	2	Benn Simms	101.3
3	61	Callum Grant	108.8	1	Andrew Park	94.1	1	Andrew Park	100.5
4	9	Ian Pearson	107.9	7	Brian Morris	93.2	75	Colin Wright	100.0
5	75	Colin Wright	107.6	9	Ian Pearson	92.8	9	Ian Pearson	99.0
6	7	Brian Morris	107.2	117	Chris Lord	92.5	7	Brian Morris	98.7
7	144	Andrew Lancaster	106.9	75	Colin Wright	92.3	6	Jeremy Main	98.4
8	77	David Walton	106.2	26	Paul Allen	92.0	117	Chris Lord	98.3
9	6	Jeremy Main	105.9	77	David Walton	91.7	140	Ken Thorogood	98.3
10	117	Chris Lord	105.7	6	Jeremy Main	91.1	26	Paul Allen	98.0
11	28	Fraser Collins	105.6	144	Andrew Lancaster	90.7	77	David Walton	97.6
12	12	Drew Cameron	105.2	140	Ken Thorogood	90.5	12	Drew Cameron	97.1
13	49	John Wilkinson	105.1	12	Drew Cameron	90.4	28	Fraser Collins	97.1
14	26	Paul Allen	104.8	28	Fraser Collins	90.4	144	Andrew Lancaster	97.1
15	18	Stephen Glasswell	104.6	18	Stephen Glasswell	88.7	18	Stephen Glasswell	96.7
16	20	David Margetts	104.3	40	Glyn Davies	87.5	20	David Margetts	96.0
17	140	Ken Thorogood	104.0	17	Grant Saunders	86.9	60	Jonathan Baines	95.8
18	40	Glyn Davies	102.4	60	Jonathan Baines	86.7	99	Geoffrey O'nion	95.0
19	60	Jonathan Baines	102.4	16	John Moore	86.3	49	John Wilkinson	94.4
20	99	Geoffrey O'nion	101.9	20	David Margetts	86.1	17	Grant Saunders	94.2
21	44	Robert Pearson	101.3	88	Jennifer Ridgway	85.3	40	Glyn Davies	94.2
22	88	Jennifer Ridgway	101.3	49	John Wilkinson	85.1	44	Robert Pearson	93.1
23	17	Grant Saunders	99.1	14	Patrick Dunseith	83.4	88	Jennifer Ridgway	92.8
24	14	Patrick Dunseith	98.5	44	Robert Pearson	82.5	14	Patrick Dunseith	92.2
25	16	John Moore	96.8	99	Geoffrey O'nion	82.3	16	John Moore	88.2
26	19	James Stewart	82.8	19	James Stewart	70.4	19	James Stewart	81.7
27	95	Jason Redding	73.2	95	Jason Redding	52.5	41	Marc Mercer	0.0
28	41	Marc Mercer	0.0	41	Marc Mercer	0.0	95	Jason Redding	0.0

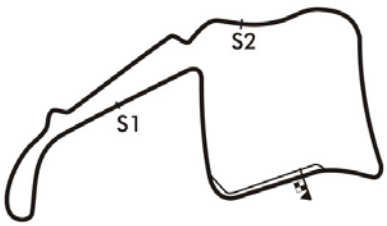

Session Start: 11:44:00 - Finish: 11:59:03
Weather/Track Conditions: Bright/Wet
Circuit: Oulton Park International
Track Length: 4.332 Km - 2.6918 miles

Printed: 25-08-2018 - 12:07

Oulton Park Gold Cup Historic Race Meeting - 25 - 27 Aug 2018

HSCC Historic Formula Ford 2000 with Lackford Engineering Inc. URS Classic FF2000

Race 1 - Starting Grid - AMENDED

Sheet No:

Start Time : 12:05 - Heat Duration : 20 Minutes

ROW							
14	27	95	Jason Redding	28	35	Marc Mercer
13	25	16	John Moore	26	19	James Stewart
12	23	99	Geoffrey O'nion	24	44	Robert Pearson
11	21	14	Patrick Dunseith	22	17	Grant Saunders
10	19	40	Glyn Davies	20	60	Jonathan Baines
9	17	18	Stephen Glasswell	18	49	John Wilkinson
8	15	88	Jennifer Ridgway	16	140	Ken Thorogood
7	13	144	Andrew Lancaster	14	6	Jeremy Main
6	11	28	Fraser Collins	12	20	David Margetts
5	9	75	Colin Wright	10	77	David Walton
4	7	7	Brian Morris	8	12	Drew Cameron
3	5	26	Paul Allen	6	117	Chris Lord
2	3	1	Andrew Park	4	9	Ian Pearson
1	1	61	Callum Grant	2	2	Benn Simms

Pole Right

Circuit: Oulton Park International
Track Length: 4.332 Km - 2.6918 miles

These results are provisional until the conclusion of any judicial and technical matters.

Clerk of the Course:	Timekeeper:	Issued at:
Julian Floyd	Nick Palmer	

Oulton Park Gold Cup Historic Race Meeting - 25 - 27 Aug 2018

HSCC Historic Formula Ford 2000 with Lackford Engineering Inc. URS Classic FF2000

Race 1 - Classification

Sheet No:

POS	NO	DRIVER/S	CLASS	CLASS POS	CAR MAKE / MODEL	TIME	LAPS	GAP	DIFF	MPH	BEST	ON
1	1	Andrew Park	A	1	Reynard SF81	17:12.141	8	-- 8 laps --		75.11	2:06.244	3
2	61	Callum Grant	A	2	Delta T78	17:17.215	8	5.074	5.074	74.74	2:06.159	3
3	2	Benn Simms	A	3	Reynard SF77	17:17.363	8	5.222	0.148	74.73	2:06.850	3
4	26	Paul Allen	A	4	Reynard SF79	17:23.910	8	11.769	6.547	74.26	2:06.820	7
5	12	Drew Cameron	URB	1	Royale RP27	17:53.583	8	41.442	29.673	72.21	2:12.423	7
6	117	Chris Lord	URA	1	Van Diemen RF82	17:56.805	8	44.664	3.222	71.99	2:12.141	6
7	95	Jason Redding	A	5	Reynard SF79	18:39.155	8	1:27.014	42.350	69.26	2:11.171	3
8	6	Jeremy Main	A	6	Reynard SF79	18:42.206	8	1:30.065	3.051	69.08	2:17.272	6
9	18	Stephen Glasswell	A	7	Reynard SF79	18:44.061	8	1:31.920	1.855	68.97	2:17.168	6
10	75	Colin Wright	A	8	Reynard SF79	18:46.570	8	1:34.429	2.509	68.81	2:15.548	2
11	7	Brian Morris	A	9	Reynard SF79	18:52.143	8	1:40.002	5.573	68.47	2:14.207	4
12	20	David Margetts	B	1	Dulon MP21	19:06.960	8	1:54.819	14.817	67.59	2:15.923	6
13	140	Ken Thorogood	URA	2	Van Diemen RF82	19:57.484	8	2:45.343	50.524	64.73	2:17.956	6
14	16	John Moore	A	10	Delta T80	17:19.925	7	-- 7 laps --	12.094	65.23	2:16.871	6
15	60	Jonathan Baines	A	11	Royale RP30	17:25.252	7	5.327	5.327	64.90	2:19.186	6
16	14	Patrick Dunseith	D	1	Delta T78	17:27.037	7	7.112	1.785	64.78	2:22.566	5
17	49	John Wilkinson	A	12	Reynard SF79	17:28.552	7	8.627	1.515	64.69	2:19.112	6
18	17	Grant Saunders	B	2	Tiga SF78	17:35.009	7	15.084	6.457	64.29	2:21.372	5
19	99	Geoffrey O'nion	A	13	Reynard SF77	17:44.078	7	24.153	9.069	63.75	2:20.878	5
20	88	Jennifer Ridgway	A	14	Reynard SF78	17:59.921	7	39.996	15.843	62.81	2:16.422	6
21	28	Fraser Collins	B	3	Lola T580	18:16.809	7	56.884	16.888	61.85	2:16.475	4
22	144	Andrew Lancaster	URA	3	Pilbeam MP52	18:37.648	7	1:17.723	20.839	60.69	2:20.263	6
23	44	Robert Pearson	A	15	Royale RP30	18:41.332	7	1:21.407	3.684	60.49	2:29.814	5
24	19	James Stewart	B	4	Crossle 33F	19:23.563	7	2:03.638	42.231	58.30	2:39.832	3
		---------- NOT CLASSIFIED ----------										
DNF	9	Ian Pearson	A		Royale RP30	13:15.186	6	-- 6 laps --		73.12	2:06.089	3
DNF	77	David Walton	A		Royale RP27	2:59.741	1	-- 1 laps --	44.039	53.91		
DNF	40	Glyn Davies	URA		Van Diemen RF82	3:16.329	1	16.588	16.588	49.36		
DNF	35	Marc Mercer	A		Reynard SF78							

FASTEST LAP SUMMARY

NO	DRIVER/S	CLASS	CAR MAKE / MODEL	FASTEST LAP	ON	MPH
9	Ian Pearson	A	Royale RP30	2:06.089	3	76.85
117	Chris Lord	URA	Van Diemen RF82	2:12.141	6	73.33
12	Drew Cameron	URB	Royale RP27	2:12.423	7	73.18
20	David Margetts	B	Dulon MP21	2:15.923	6	71.29
14	Patrick Dunseith	D	Delta T78	2:22.566	5	67.97

Session Start: 12:10:44 - Finish: 12:27:56
Weather/Track Conditions: Rain/Wet
Circuit: Oulton Park International
Track Length: 4.332 Km - 2.6918 miles

These results are provisional until the conclusion of any judicial and technical matters.

Clerk of the Course:	Timekeeper:	Issued at:
Julian Floyd	Nick Palmer	

Oulton Park Gold Cup Historic Race Meeting - 25 - 27 Aug 2018

HSCC Historic Formula Ford 2000 with Lackford Engineering Inc. URS Classic FF2000

Race 1 - Sector Analysis

1 Andrew Park (A) — Reynard SF81

lap	Sect-1	Speed	Sect-2	Speed	Sect-3	Speed	Laptime	Pit	lap	Sect-1	Speed	Sect-2	Speed	Sect-3	Speed	Laptime	Pit
1		100.6	1:01.814	90.0	35.206	94.3	2:14.603		5	31.340	101.9	1:03.159	88.4	35.363	95.5	2:09.862	
2	31.316	101.6	1:00.918	90.0	35.304	94.4	2:07.538		6	31.433	104.0	1:00.576	91.3	35.208	95.9	2:07.217	
3	31.114	102.5	1:00.322	86.9	34.808	96.3	2:06.244		7	31.591	102.5	1:02.300	85.0	35.627	94.4	2:09.518	
4	31.710	103.0	1:00.465	90.3	35.006	96.7	2:07.181		8	33.625	100.6	1:01.569	90.0	34.784	92.7	2:09.978	

2 Benn Simms (A) — Reynard SF77

lap	Sect-1	Speed	Sect-2	Speed	Sect-3	Speed	Laptime	Pit	lap	Sect-1	Speed	Sect-2	Speed	Sect-3	Speed	Laptime	Pit
1		100.1	1:01.749	91.3	35.111	96.0	2:13.646		5	31.390	100.7	1:03.095	90.7	34.791	95.5	2:09.276	
2	31.424	101.5	1:00.982	91.0	34.922	96.6	2:07.328		6	31.103	103.6	1:01.658	90.7	35.259	96.3	2:08.020	
3	31.376	102.4	1:00.776	90.5	34.698	95.5	2:06.850		7	31.507	101.8	1:02.332	90.4	35.702	96.7	2:09.541	
4	31.296	102.5	1:01.124	89.9	34.858	96.5	2:07.278		8	33.644	100.7	1:05.210	90.5	36.570	95.4	2:15.424	

6 Jeremy Main (A) — Reynard SF79

lap	Sect-1	Speed	Sect-2	Speed	Sect-3	Speed	Laptime	Pit	lap	Sect-1	Speed	Sect-2	Speed	Sect-3	Speed	Laptime	Pit
1		90.9	1:05.877	80.8	38.758	89.6	2:29.037		5	34.701	97.5	1:05.281	85.8	37.659	90.5	2:17.641	
2	34.704	97.0	1:04.733	83.4	38.257	90.8	2:17.694		6	34.338	98.5	1:05.265	87.1	37.669	92.6	2:17.272	
3	35.071	98.4	1:05.432	86.0	38.549	89.6	2:19.052		7	35.455	97.5	1:05.392	84.4	37.851	90.8	2:18.698	
4	35.070	97.5	1:06.037	83.4	38.838	89.6	2:19.945		8	35.303	96.8	1:06.584	78.2	40.980	80.6	2:22.867	

7 Brian Morris (A) — Reynard SF79

lap	Sect-1	Speed	Sect-2	Speed	Sect-3	Speed	Laptime	Pit	lap	Sect-1	Speed	Sect-2	Speed	Sect-3	Speed	Laptime	Pit
1		79.5	1:11.412	71.7	43.754	80.6	2:41.625		5	33.688	98.2	1:04.455	82.4	37.473	92.0	2:15.616	
2	34.944	91.0	1:08.779	75.6	39.924	85.3	2:23.647		6	33.736	97.4	1:04.730	78.1	38.431	81.2	2:16.897	
3	34.280	91.7	1:06.613	85.5	37.808	92.3	2:18.701		7	36.431	91.8	1:08.450	79.1	39.235	82.8	2:24.116	
4	33.211	99.8	1:04.256	85.8	36.740	92.7	2:14.207		8	34.228	93.6	1:05.387	84.0	37.719	86.1	2:17.334	

9 Ian Pearson (A) — Royale RP30

lap	Sect-1	Speed	Sect-2	Speed	Sect-3	Speed	Laptime	Pit	lap	Sect-1	Speed	Sect-2	Speed	Sect-3	Speed	Laptime	Pit
1		101.2	1:01.354	83.7	36.047	95.4	2:15.702		4	31.202	104.4	59.767	82.4	35.364	96.0	2:06.333	
2	31.857	102.2	1:00.581	83.2	35.789	95.6	2:08.227		5	32.094	103.2	1:01.327	91.0	35.040	94.3	2:08.461	
3	31.413	104.0	59.434	89.3	35.242	95.6	2:06.089		6	31.284	103.0	1:09.165	68.7			2:30.374	

12 Drew Cameron (URB) — Royale RP27

lap	Sect-1	Speed	Sect-2	Speed	Sect-3	Speed	Laptime	Pit	lap	Sect-1	Speed	Sect-2	Speed	Sect-3	Speed	Laptime	Pit
1		98.9	1:03.268	87.6	37.403	93.1	2:21.462		5	33.540	99.2	1:03.250	88.8	36.231	93.9	2:13.021	
2	33.579	98.2	1:03.283	81.3	36.769	94.2	2:13.631		6	33.349	99.7	1:02.810	87.1	36.628	93.6	2:12.787	
3	33.212	101.5	1:02.959	86.1	36.263	93.5	2:12.434		7	32.829	101.3	1:02.910	89.2	36.684	94.0	2:12.423	
4	33.292	100.3	1:02.914	87.9	36.321	93.9	2:12.527		8	34.292	96.3	1:04.220	86.9	36.786	87.9	2:15.298	

14 Patrick Dunseith (D) — Delta T78

lap	Sect-1	Speed	Sect-2	Speed	Sect-3	Speed	Laptime	Pit	lap	Sect-1	Speed	Sect-2	Speed	Sect-3	Speed	Laptime	Pit
1		76.8	1:10.998	79.2	41.930	86.1	2:42.404		5	35.579	96.1	1:06.706	82.3	40.281	88.7	2:22.566	
2	36.566	91.2	1:09.250	77.0	41.913	87.4	2:27.729		6	36.976	85.4	1:12.249	81.1	41.371	82.8	2:30.596	
3	35.836	93.7	1:08.741	83.6	39.721	86.5	2:24.298		7	38.986	89.9	1:12.824	76.8	43.073	75.8	2:34.883	
4	36.363	87.1	1:07.953	82.9	40.245	88.6	2:24.561		8								

16 John Moore (A) — Delta T80

lap	Sect-1	Speed	Sect-2	Speed	Sect-3	Speed	Laptime	Pit	lap	Sect-1	Speed	Sect-2	Speed	Sect-3	Speed	Laptime	Pit
1		69.8	1:19.373	64.8	48.005	84.3	3:02.878		5	34.058	94.5	1:05.817	86.1	37.051	90.7	2:16.926	
2	35.477	90.0	1:09.095	81.3	38.784	90.5	2:23.356		6	33.951	93.7	1:06.375	87.3	36.545	89.4	2:16.871	
3	35.648	94.3	1:07.384	84.7	38.702	89.7	2:21.734		7	34.626	95.2	1:05.511	86.6	58.329	88.7	2:38.466	
4	34.732	93.9	1:07.023	86.6	37.939	88.3	2:19.694		8								

17 Grant Saunders (B) — Tiga SF78

lap	Sect-1	Speed	Sect-2	Speed	Sect-3	Speed	Laptime	Pit	lap	Sect-1	Speed	Sect-2	Speed	Sect-3	Speed	Laptime	Pit
1		71.4	1:11.789	76.2	41.811	85.5	2:46.640		5	35.973	90.6	1:06.869	82.5	38.530	89.4	2:21.372	
2	36.881	86.1	1:26.100	62.3	41.476	83.2	2:44.457		6	34.403	93.1	1:09.415	73.8	42.405	82.8	2:26.223	
3	37.370	88.3	1:08.302	83.2	40.438	80.9	2:26.110		7	39.560	88.1	1:07.601	83.9	38.558	82.9	2:25.719	
4	36.423	93.7	1:08.215	79.6	39.850	80.9	2:24.488		8								

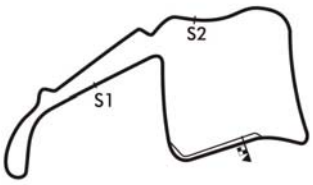

Session Start: 12:10:44 - Finish: 12:27:56
Weather/Track Conditions: Rain/Wet
Circuit: Oulton Park International
Track Length: 4.332 Km - 2.6918 miles
Printed: 26-08-2018 - 12:32

MST
Results: www.mstworld.com. Live Timing: https://livetiming.getraceresults.com/mst. Email: timing@mstworld.com

Oulton Park Gold Cup Historic Race Meeting - 25 - 27 Aug 2018

HSCC Historic Formula Ford 2000 with Lackford Engineering Inc. URS Classic FF2000

Race 1 - Sector Analysis

18 Stephen Glasswell (A) — Reynard SF79

lap	Sect-1	Speed	Sect-2	Speed	Sect-3	Speed	Laptime	Pit	lap	Sect-1	Speed	Sect-2	Speed	Sect-3	Speed	Laptime	Pit
1		89.8	1:07.845	84.8	38.752	92.0	2:33.210		5	34.998	97.8	1:05.608	85.6	37.808	92.1	2:18.414	
2	34.677	100.0	1:05.772	85.8	38.372	91.8	2:18.821		6	33.619	99.2	1:06.399	87.2	37.150	93.5	2:17.168	
3	33.988	99.4	1:05.502	87.3	38.101	93.4	2:17.591		7	34.624	98.2	1:06.860	86.9	37.419	92.8	2:18.903	
4	34.786	99.1	1:07.025	80.6	39.509	88.3	2:21.320		8	34.469	98.1	1:06.200	87.1	37.965	87.1	2:18.634	

19 James Stewart (B) — Crossle 33F

lap	Sect-1	Speed	Sect-2	Speed	Sect-3	Speed	Laptime	Pit	lap	Sect-1	Speed	Sect-2	Speed	Sect-3	Speed	Laptime	Pit
1		66.0	1:18.858	64.6	48.197	64.4	3:07.029		5	41.293	84.9	1:15.981	70.7	45.102	82.5	2:42.376	
2	43.828	78.3	1:15.323	67.6	45.326	78.7	2:44.477		6	40.857	81.2	1:19.609	67.2	45.194	82.0	2:45.660	
3	40.375	85.7	1:15.035	72.0	44.422	83.0	2:39.832		7	40.848	76.8	1:15.337	67.6	45.871	74.1	2:42.056	
4	42.026	82.8	1:15.668	71.0	44.439	79.3	2:42.133		8								

20 David Margetts (B) — Dulon MP21

lap	Sect-1	Speed	Sect-2	Speed	Sect-3	Speed	Laptime	Pit	lap	Sect-1	Speed	Sect-2	Speed	Sect-3	Speed	Laptime	Pit
1		70.1	1:13.979	75.7	41.007	82.5	2:48.722		5	33.853	98.5	1:05.373	84.4	37.431	91.0	2:16.657	
2	35.718	91.8	1:09.192	77.8	40.211	88.0	2:25.121		6	33.385	98.9	1:05.188	83.3	37.350	92.6	2:15.923	
3	35.214	98.5	1:06.916	77.9	39.681	86.7	2:21.811		7	34.918	98.4	1:05.648	81.4	38.129	89.7	2:18.695	
4	35.016	98.1	1:06.858	83.5	38.698	89.6	2:20.572		8	34.891	93.4	1:06.305	81.3	38.263	87.8	2:19.459	

26 Paul Allen (A) — Reynard SF79

lap	Sect-1	Speed	Sect-2	Speed	Sect-3	Speed	Laptime	Pit	lap	Sect-1	Speed	Sect-2	Speed	Sect-3	Speed	Laptime	Pit
1		97.9	1:03.533	86.1	36.477	93.6	2:22.259		5	31.747	99.7	1:00.382	90.1	34.974	91.8	2:07.103	
2	33.818	98.9	1:02.102	89.8	35.469	95.0	2:11.389		6	32.562	101.0	1:00.036	90.5	34.823	94.2	2:07.421	
3	32.213	99.8	1:01.144	89.5	35.541	93.5	2:08.898		7	31.108	100.6	1:00.399	91.0	35.313	94.2	2:06.820	
4	32.025	100.0	1:02.000	89.5	35.092	94.5	2:09.117		8	33.408	99.8	1:00.285	84.4	37.210	94.2	2:10.903	

28 Fraser Collins (B) — Lola T580

lap	Sect-1	Speed	Sect-2	Speed	Sect-3	Speed	Laptime	Pit	lap	Sect-1	Speed	Sect-2	Speed	Sect-3	Speed	Laptime	Pit
1		79.7	1:07.773	83.0	38.963	92.3	2:35.104		5	34.056	98.8	1:05.543	77.8	37.492	94.3	2:17.091	
2	34.740	96.6	1:05.568	87.5	38.054	93.2	2:18.362		6	34.530	100.3	1:04.774	89.8	37.962	92.6	2:17.266	
3	33.801	97.9	1:05.188	85.4	37.773	93.8	2:16.762		7	2:09.316	76.0	1:13.021	64.8			4:15.749	
4	34.727	98.1	1:04.697	89.9	37.051	91.2	2:16.475		8								

35 Marc Mercer (A) — Reynard SF78

lap	Sect-1	Speed	Sect-2	Speed	Sect-3	Speed	Laptime	Pit	lap	Sect-1	Speed	Sect-2	Speed	Sect-3	Speed	Laptime	Pit

40 Glyn Davies (URA) — Van Diemen RF82

lap	Sect-1	Speed	Sect-2	Speed	Sect-3	Speed	Laptime	Pit	lap	Sect-1	Speed	Sect-2	Speed	Sect-3	Speed	Laptime	Pit
1		67.4	1:20.292	65.9			3:16.329		2								

44 Robert Pearson (A) — Royale RP30

lap	Sect-1	Speed	Sect-2	Speed	Sect-3	Speed	Laptime	Pit	lap	Sect-1	Speed	Sect-2	Speed	Sect-3	Speed	Laptime	Pit
1		69.4	1:18.883	72.2	49.436	72.5	3:05.743		5	38.246	99.2	1:10.889	79.6	40.679	83.1	2:29.814	
2	42.626	86.6	1:14.683	74.4	43.469	82.6	2:40.778		6	36.871	98.1	1:24.147	74.1	40.331	81.9	2:41.349	
3	39.798	95.7	1:13.292	73.8	41.823	86.6	2:34.913		7	39.993	93.1	1:11.167	76.3	41.398	84.1	2:32.558	
4	38.948	95.5	1:16.743	74.5	40.486	86.8	2:36.177		8								

49 John Wilkinson (A) — Reynard SF79

lap	Sect-1	Speed	Sect-2	Speed	Sect-3	Speed	Laptime	Pit	lap	Sect-1	Speed	Sect-2	Speed	Sect-3	Speed	Laptime	Pit
1		67.4	1:17.565	68.1	44.078	76.8	2:54.306		5	35.099	95.9	1:06.606	81.9	39.149	90.1	2:20.854	
2	39.397	85.8	1:12.042	76.2	41.828	82.1	2:33.267		6	33.921	97.2	1:05.650	82.7	39.541	86.7	2:19.112	
3	37.077	87.8	1:09.874	80.5	40.135	83.5	2:27.086		7	36.668	79.3	1:10.028	77.5	42.108	81.2	2:28.804	
4	36.450	85.9	1:08.701	81.2	39.972	84.9	2:25.123		8								

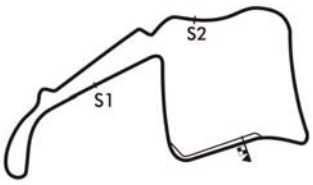

Session Start: 12:10:44 - Finish: 12:27:56
Weather/Track Conditions: Rain/Wet
Circuit: Oulton Park International
Track Length: 4.332 Km - 2.6918 miles
Printed: 26-08-2018 - 12:32

MST
Results: www.mstworld.com. Live Timing: https://livetiming.getraceresults.com/mst. Email: timing@mstworld.com

Oulton Park Gold Cup Historic Race Meeting - 25 - 27 Aug 2018

HSCC Historic Formula Ford 2000 with Lackford Engineering Inc. URS Classic FF2000

Race 1 - Sector Analysis

60 Jonathan Baines (A) — Royale RP30

lap	Sect-1	Speed	Sect-2	Speed	Sect-3	Speed	Laptime	Pit	lap	Sect-1	Speed	Sect-2	Speed	Sect-3	Speed	Laptime	Pit
1		69.9	1:17.652	70.2	43.738	82.6	2:54.458		5	35.829	96.3	1:06.230	82.9	38.526	89.2	2:20.585	
2	37.854	88.6	1:12.415	77.6	40.626	84.9	2:30.895		6	35.077	97.7	1:05.787	83.8	38.322	90.2	2:19.186	
3	38.212	91.6	1:09.884	78.0	39.942	85.5	2:28.038		7	37.167	93.7	1:09.677	78.4	40.584	86.8	2:27.428	
4	37.374	91.6	1:08.070	80.0	39.218	88.3	2:24.662		8								

61 Callum Grant (A) — Delta T78

lap	Sect-1	Speed	Sect-2	Speed	Sect-3	Speed	Laptime	Pit	lap	Sect-1	Speed	Sect-2	Speed	Sect-3	Speed	Laptime	Pit
1		99.7	1:01.178	89.9	35.914	95.2	2:16.818		5	32.520	102.4	1:01.291	89.1	35.475	95.9	2:09.286	
2	32.459	103.0	1:00.451	92.6	34.749	96.7	2:07.659		6	36.542	104.3	59.703	92.3	34.469	97.1	2:10.714	
3	31.649	104.8	1:00.006	92.5	34.504	97.1	2:06.159		7	31.461	104.0	59.585	91.0	35.292	96.7	2:06.338	
4	31.368	103.5	59.808	92.3	35.115	97.0	2:06.291		8	33.122	92.2	1:04.539	90.4	36.289	96.7	2:13.950	

75 Colin Wright (A) — Reynard SF79

lap	Sect-1	Speed	Sect-2	Speed	Sect-3	Speed	Laptime	Pit	lap	Sect-1	Speed	Sect-2	Speed	Sect-3	Speed	Laptime	Pit
1		93.7	1:04.297	85.9	37.597	92.7	2:25.075		5	34.086	101.0	1:04.575	84.9	39.343	89.9	2:18.004	
2	33.757	100.7	1:04.666	86.5	37.125	92.0	2:15.548		6	33.967	100.7	1:04.913	86.8	37.614	93.0	2:16.494	
3	33.875	99.2	1:05.013	86.0	37.932	92.1	2:16.820		7	34.448	101.2	1:07.627	79.4	38.042	92.1	2:20.117	
4	54.394	97.2	1:04.188	84.5	37.944	92.0	2:36.526		8	33.977	100.1	1:05.094	80.7	38.915	91.2	2:17.986	

77 David Walton (A) — Royale RP27

lap	Sect-1	Speed	Sect-2	Speed	Sect-3	Speed	Laptime	Pit	lap	Sect-1	Speed	Sect-2	Speed	Sect-3	Speed	Laptime	Pit
1		69.7	1:19.824	67.7			2:59.741		2								

88 Jennifer Ridgway (A) — Reynard SF78

lap	Sect-1	Speed	Sect-2	Speed	Sect-3	Speed	Laptime	Pit	lap	Sect-1	Speed	Sect-2	Speed	Sect-3	Speed	Laptime	Pit
1		78.4	1:10.644	79.6	41.022	86.8	2:40.748		5	Out	93.0	1:06.041	83.8	37.664	89.2	3:22.190	P
2	35.319	92.7	1:08.752	80.5	39.432	82.8	2:23.503		6	32.704	97.9	1:06.074	84.3	37.644	88.2	2:16.422	
3	34.899	88.9	1:08.698	71.0	41.298	79.9	2:24.895		7	34.201	88.9	1:10.102	83.2	37.739	88.1	2:22.042	
4	35.515	82.4	1:09.207	71.7			2:30.121		8								

95 Jason Redding (A) — Reynard SF79

lap	Sect-1	Speed	Sect-2	Speed	Sect-3	Speed	Laptime	Pit	lap	Sect-1	Speed	Sect-2	Speed	Sect-3	Speed	Laptime	Pit
1		73.0	1:11.663	84.1	39.218	88.3	2:45.061		5	48.194	93.5	1:01.361	88.5	37.371	91.2	2:26.926	
2	34.248	92.7	1:06.442	85.5	37.252	90.6	2:17.942		6	33.503	101.2	1:04.884	86.8	39.198	93.1	2:17.585	
3	32.641	100.4	1:02.112	89.3	36.418	93.0	2:11.171		7	32.453	102.4	1:05.907	87.1	35.981	92.6	2:14.341	
4	32.878	100.6	1:03.630	90.5	36.619	91.5	2:13.127		8	32.507	100.6	1:02.224	89.5	38.271	92.1	2:13.002	

99 Geoffrey O'nion (A) — Reynard SF77

lap	Sect-1	Speed	Sect-2	Speed	Sect-3	Speed	Laptime	Pit	lap	Sect-1	Speed	Sect-2	Speed	Sect-3	Speed	Laptime	Pit
1		67.0	1:18.787	62.2	45.605	88.2	2:58.803		5	35.529	95.2	1:06.570	84.2	38.779	87.4	2:20.878	
2	37.806	89.9	1:10.457	79.4	41.654	87.2	2:29.917		6	34.710	98.7	1:15.457	76.1	40.389	91.0	2:30.556	
3	37.611	95.2	1:09.435	79.1	40.595	90.4	2:27.641		7	36.947	93.0	1:13.983	78.6	41.222	85.6	2:32.152	
4	36.646	92.8	1:08.007	81.0	39.478	88.9	2:24.131		8								

117 Chris Lord (URA) — Van Diemen RF82

lap	Sect-1	Speed	Sect-2	Speed	Sect-3	Speed	Laptime	Pit	lap	Sect-1	Speed	Sect-2	Speed	Sect-3	Speed	Laptime	Pit
1		95.9	1:03.533	86.8	37.032	92.5	2:22.013		5	33.903	100.1	1:01.791	88.7	36.728	93.0	2:12.422	
2	34.419	99.7	1:02.788	84.6	36.979	92.8	2:14.186		6	33.733	101.2	1:02.001	89.8	36.407	90.4	2:12.141	
3	33.919	98.8	1:05.010	86.7	37.054	92.5	2:15.983		7	33.965	99.5	1:02.836	87.2	36.465	90.5	2:13.266	
4	33.828	100.1	1:02.907	88.0	37.033	92.0	2:13.768		8	34.162	98.8	1:02.887	88.1	35.977	93.6	2:13.026	

140 Ken Thorogood (URA) — Van Diemen RF82

lap	Sect-1	Speed	Sect-2	Speed	Sect-3	Speed	Laptime	Pit	lap	Sect-1	Speed	Sect-2	Speed	Sect-3	Speed	Laptime	Pit
1		75.8	1:11.451	62.8	41.628	87.1	2:42.917		5	34.646	92.0	1:06.095	84.3	37.885	92.5	2:18.626	
2	36.132	94.9	1:07.026	69.7	41.796	88.3	2:24.954		6	34.203	94.8	1:06.247	79.8	37.506	93.4	2:17.956	
3	35.548	92.6	1:25.012	77.6	40.113	87.9	2:40.673		7	35.356	91.7	1:06.406	82.0	39.178	91.0	2:20.940	
4	35.934	95.6	1:07.100	81.3	38.731	88.8	2:21.765		8	45.268	83.7	1:08.447	76.4	55.938		2:49.653	

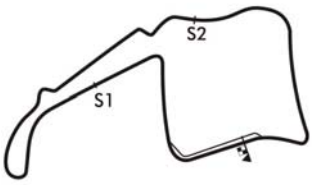

Session Start: 12:10:44 - Finish: 12:27:56
Weather/Track Conditions: Rain/Wet
Circuit: Oulton Park International
Track Length: 4.332 Km - 2.6918 miles
Printed: 26-08-2018 - 12:32

MST
Results: www.mstworld.com. Live Timing: https://livetiming.getraceresults.com/mst. Email: timing@mstworld.com

Oulton Park Gold Cup Historic Race Meeting - 25 - 27 Aug 2018

HSCC Historic Formula Ford 2000 with Lackford Engineering Inc. URS Classic FF2000

Race 1 - Sector Analysis

144	Andrew Lancaster (URA)								Pilbeam MP52								
lap	Sect-1	Speed	Sect-2	Speed	Sect-3	Speed	Laptime	Pit	lap	Sect-1	Speed	Sect-2	Speed	Sect-3	Speed	Laptime	Pit
1		75.2	1:15.536	70.7	42.182	79.8	2:55.074		5	Out	97.5	1:06.155	86.3	39.240	86.7	3:42.123	P
2	37.415	94.5	1:10.653	85.5	38.086	93.6	2:26.154		6	36.425	98.1	1:06.863	86.8	36.975	91.3	2:20.263	
3	35.822	96.3	1:10.061	86.9	38.238	93.5	2:24.121		7	35.738	97.2	1:07.938	79.9	37.595	90.2	2:21.271	
4	36.017	95.7	1:07.991	87.5			2:28.642		8								

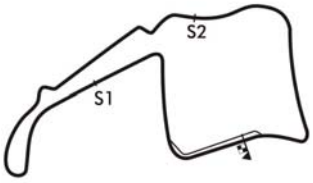

Session Start: 12:10:44 - Finish: 12:27:56
Weather/Track Conditions: Rain/Wet
Circuit: Oulton Park International
Track Length: 4.332 Km - 2.6918 miles
Printed: 26-08-2018 - 12:32

MST
Results: www.mstworld.com. Live Timing: https://livetiming.getraceresults.com/mst. Email: timing@mstworld.com

Oulton Park Gold Cup Historic Race Meeting - 25 - 27 Aug 2018

HSCC Historic Formula Ford 2000 with Lackford Engineering Inc. URS Classic FF2000

Race 1 - Best Sector Times

	SECTOR 1			SECTOR 2			SECTOR 3		
	NO	TIME	LAP	NO	TIME	LAP	NO	TIME	LAP
1	2	31.103	6	9	59.434	3	61	34.469	6
2	26	31.108	7	61	59.585	7	2	34.698	3
3	1	31.114	3	26	1:00.036	6	1	34.784	8
4	9	31.202	4	1	1:00.322	3	26	34.823	6
5	61	31.368	4	2	1:00.776	3	9	35.040	5
6	95	32.453	7	95	1:01.361	5	117	35.977	8
7	88	32.704	6	117	1:01.791	5	95	35.981	7
8	12	32.829	7	12	1:02.810	6	12	36.231	5
9	7	33.211	4	75	1:04.188	4	16	36.545	6
10	20	33.385	6	7	1:04.256	4	7	36.740	4
11	18	33.619	6	28	1:04.697	4	144	36.975	6
12	117	33.733	6	6	1:04.733	2	28	37.051	4
13	75	33.757	2	20	1:05.188	6	75	37.125	2
14	28	33.801	3	18	1:05.502	3	18	37.150	6
15	49	33.921	6	16	1:05.511	7	20	37.350	6
16	16	33.951	6	49	1:05.650	6	140	37.506	6
17	140	34.203	6	60	1:05.787	6	88	37.644	6
18	6	34.338	6	88	1:06.041	5	6	37.659	5
19	17	34.403	6	140	1:06.095	5	60	38.322	6
20	99	34.710	6	144	1:06.155	5	17	38.530	5
21	60	35.077	6	99	1:06.570	5	99	38.779	5
22	14	35.579	5	14	1:06.706	5	49	39.149	5
23	144	35.738	7	17	1:06.869	5	14	39.721	3
24	44	36.871	6	44	1:10.889	5	44	40.331	6
25	19	40.375	3	19	1:15.035	3	19	44.422	3
26	77	44.709	1	77	1:19.824	1	40	2:02.830	0
27	40	46.396	1	40	1:20.292	1	77	2:24.482	0
28	35			35			35		

IDEAL / BEST LAP COMPARISON

NO	NAME	BEST	IN	IDEAL	DIFF
61	Callum Grant	2:06.159	3	2:05.422	+0.737
1	Andrew Park	2:06.244	3	2:06.220	+0.024
26	Paul Allen	2:06.820	7	2:05.967	+0.853
2	Benn Simms	2:06.850	3	2:06.577	+0.273
95	Jason Redding	2:11.171	3	2:09.795	+1.376
117	Chris Lord	2:12.141	6	2:11.501	+0.640
12	Drew Cameron	2:12.423	7	2:11.870	+0.553
7	Brian Morris	2:14.207	4	2:14.207	+0.000
75	Colin Wright	2:15.548	2	2:15.070	+0.478
20	David Margetts	2:15.923	6	2:15.923	+0.000
88	Jennifer Ridgway	2:16.422	6	2:16.389	+0.033
28	Fraser Collins	2:16.475	4	2:15.549	+0.926
16	John Moore	2:16.871	6	2:16.007	+0.864
18	Stephen Glasswell	2:17.168	6	2:16.271	+0.897
6	Jeremy Main	2:17.272	6	2:16.730	+0.542
140	Ken Thorogood	2:17.956	6	2:17.804	+0.152
49	John Wilkinson	2:19.112	6	2:18.720	+0.392
60	Jonathan Baines	2:19.186	6	2:19.186	+0.000
144	Andrew Lancaster	2:20.263	6	2:18.868	+1.395
99	Geoffrey O'nion	2:20.878	5	2:20.059	+0.819
17	Grant Saunders	2:21.372	5	2:19.802	+1.570
14	Patrick Dunseith	2:22.566	5	2:22.006	+0.560
44	Robert Pearson	2:29.814	5	2:28.091	+1.723
19	James Stewart	2:39.832	3	2:39.832	+0.000
9	Ian Pearson	2:06.089	3	2:05.676	+0.413
77	David Walton			4:29.015	3:25.760
40	Glyn Davies			4:09.518	3:45.257
35	Marc Mercer				+

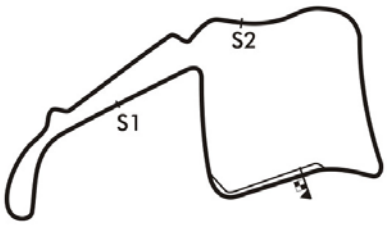

Session Start: 12:10:44 - Finish: 12:27:56
Weather/Track Conditions: Rain/Wet
Circuit: Oulton Park International
Track Length: 4.332 Km - 2.6918 miles
Printed: 26-08-2018 - 12:32

Oulton Park Gold Cup Historic Race Meeting - 25 - 27 Aug 2018

HSCC Historic Formula Ford 2000 with Lackford Engineering Inc. URS Classic FF2000

Race 1 - Best Sector Speeds

	NO	SECTOR 1	MPH	NO	SECTOR 2	MPH	NO	SECTOR 3	MPH
1	61	Callum Grant	104.8	61	Callum Grant	92.6	61	Callum Grant	97.1
2	9	Ian Pearson	104.4	1	Andrew Park	91.3	1	Andrew Park	96.7
3	1	Andrew Park	104.0	2	Benn Simms	91.3	2	Benn Simms	96.7
4	2	Benn Simms	103.6	9	Ian Pearson	91.0	9	Ian Pearson	96.0
5	95	Jason Redding	102.4	26	Paul Allen	91.0	26	Paul Allen	95.0
6	12	Drew Cameron	101.5	95	Jason Redding	90.5	28	Fraser Collins	94.3
7	75	Colin Wright	101.2	28	Fraser Collins	89.9	12	Drew Cameron	94.2
8	117	Chris Lord	101.2	117	Chris Lord	89.8	117	Chris Lord	93.6
9	26	Paul Allen	101.0	12	Drew Cameron	89.2	144	Andrew Lancaster	93.6
10	28	Fraser Collins	100.3	144	Andrew Lancaster	87.5	18	Stephen Glasswell	93.5
11	18	Stephen Glasswell	100.0	16	John Moore	87.3	140	Ken Thorogood	93.4
12	7	Brian Morris	99.8	18	Stephen Glasswell	87.3	95	Jason Redding	93.1
13	44	Robert Pearson	99.2	6	Jeremy Main	87.1	75	Colin Wright	93.0
14	20	David Margetts	98.9	75	Colin Wright	86.8	7	Brian Morris	92.7
15	99	Geoffrey O'nion	98.7	7	Brian Morris	85.8	6	Jeremy Main	92.6
16	6	Jeremy Main	98.5	20	David Margetts	84.4	20	David Margetts	92.6
17	144	Andrew Lancaster	98.1	88	Jennifer Ridgway	84.3	99	Geoffrey O'nion	91.0
18	88	Jennifer Ridgway	97.9	140	Ken Thorogood	84.3	16	John Moore	90.7
19	60	Jonathan Baines	97.7	99	Geoffrey O'nion	84.2	60	Jonathan Baines	90.2
20	49	John Wilkinson	97.2	17	Grant Saunders	83.9	49	John Wilkinson	90.1
21	14	Patrick Dunseith	96.1	60	Jonathan Baines	83.8	17	Grant Saunders	89.4
22	140	Ken Thorogood	95.6	14	Patrick Dunseith	83.6	88	Jennifer Ridgway	89.2
23	16	John Moore	95.2	49	John Wilkinson	82.7	14	Patrick Dunseith	88.7
24	17	Grant Saunders	93.7	44	Robert Pearson	79.6	44	Robert Pearson	86.8
25	19	James Stewart	85.7	19	James Stewart	72.0	19	James Stewart	83.0
26	77	David Walton	69.7	77	David Walton	67.7	40	Glyn Davies	52.9
27	40	Glyn Davies	67.4	40	Glyn Davies	65.9	77	David Walton	35.0
28	35	Marc Mercer	0.0	35	Marc Mercer	0.0	35	Marc Mercer	0.0

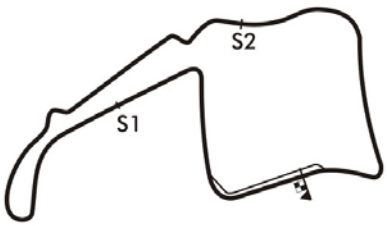

Session Start: 12:10:44 - Finish: 12:27:56
Weather/Track Conditions: Rain/Wet
Circuit: Oulton Park International
Track Length: 4.332 Km - 2.6918 miles

Printed: 26-08-2018 - 12:33

Oulton Park Gold Cup Historic Race Meeting - 25 - 27 Aug 2018

HSCC Historic Formula Ford 2000 with Lackford Engineering Inc. URS Classic FF2000

Race 1 - Lap Chart

Lap 1			Lap 2			Lap 3			Lap 4			Lap 5			Lap 6		
NO	Behind	Laptime	NO	Behind	Laptime	NO	Behind	Laptime	NO	Behind	Laptime	NO	Behind	Laptime	NO	Behind	Laptime
2		2:13.646	2		2:07.328	2		2:06.850	2		2:07.278	2		2:09.276	2		2:08.020
1	0.957	2:14.603	1	1.167	2:07.538	1	0.561	2:06.244	1	0.464	2:07.181	9	0.434	2:08.461	1	0.247	2:07.217
9	2.056	2:15.702	9	2.955	2:08.227	9	2.194	2:06.089	9	1.249	2:06.333	1	1.050	2:09.862	61	4.529	2:10.714
61	3.172	2:16.818	61	3.503	2:07.659	61	2.812	2:06.159	61	1.825	2:06.291	61	1.835	2:09.286	26	13.789	2:07.421
12	7.816	2:21.462	26	12.674	2:11.389	26	14.722	2:08.898	26	16.561	2:09.117	44	1 LAP	2:36.177	**9**	22.788	2:30.374
117	8.367	2:22.013	12	14.119	2:13.631	12	19.703	2:12.434	12	24.952	2:12.527	26	14.388	2:07.103	88	1 LAP	3:22.190
26	8.613	2:22.259	117	15.225	2:14.186	117	24.358	2:15.983	117	30.848	2:13.768	12	28.697	2:13.021	12	33.464	2:12.787
75	11.429	2:25.075	75	19.649	2:15.548	75	29.619	2:16.820	6	50.626	2:19.945	19	1 LAP	2:42.133	44	1 LAP	2:29.814
6	15.391	2:29.037	6	25.757	2:17.694	6	37.959	2:19.052	28	51.601	2:16.475	117	33.994	2:12.422	117	38.115	2:12.141
18	19.564	2:33.210	18	31.057	2:18.821	18	41.798	2:17.591	95	52.199	2:13.127	6	58.991	2:17.641	19	1 LAP	2:42.376
28	21.458	2:35.104	28	32.492	2:18.362	28	42.404	2:16.762	18	55.840	2:21.320	28	59.416	2:17.091	144	1 LAP	3:42.123
88	27.102	2:40.748	95	42.029	2:17.942	95	46.350	2:11.171	75	58.867	2:36.526	18	1:04.978	2:18.414	6	1:08.243	2:17.272
7	27.979	2:41.625	88	43.277	2:23.503	7	56.149	2:18.701	7	1:03.078	2:14.207	75	1:07.595	2:18.004	28	1:08.662	2:17.266
14	28.758	2:42.404	7	44.298	2:23.647	88	1:01.322	2:24.895	20	1:21.124	2:20.572	7	1:09.418	2:15.616	18	1:14.126	2:17.168
140	29.271	2:42.917	140	46.897	2:24.954	14	1:06.607	2:24.298	14	1:23.890	2:24.561	95	1:09.849	2:26.926	75	1:16.069	2:16.494
95	31.415	2:45.061	14	49.159	2:27.729	20	1:07.830	2:21.811	**88**	1:24.165	2:30.121	20	1:28.505	2:16.657	7	1:18.295	2:16.897
17	32.994	2:46.640	20	52.869	2:25.121	144	1:17.525	2:24.121	16	1:32.560	2:19.694	14	1:37.180	2:22.566	95	1:19.414	2:17.585
20	35.076	2:48.722	144	1:00.254	2:26.154	16	1:20.144	2:21.734	140	1:35.207	2:21.765	16	1:40.210	2:16.926	20	1:36.408	2:15.923
49	40.660	2:54.306	60	1:04.379	2:30.895	140	1:20.720	2:40.673	**144**	1:38.889	2:28.642	140	1:44.557	2:18.626	16	1:49.061	2:16.871
60	40.812	2:54.458	16	1:05.260	2:23.356	60	1:25.567	2:28.038	60	1:42.951	2:24.662	60	1:54.260	2:20.585	140	1:54.493	2:17.956
144	41.428	2:55.074	49	1:06.599	2:33.267	49	1:26.835	2:27.086	49	1:44.680	2:25.123	49	1:56.258	2:20.854	14	1:59.756	2:30.596
99	45.157	2:58.803	99	1:07.746	2:29.917	99	1:28.537	2:27.641	99	1:45.390	2:24.131	99	1:56.992	2:20.878	60	2:05.426	2:19.186
77	46.095	2:59.741	17	1:10.123	2:44.457	17	1:29.383	2:26.110	17	1:46.593	2:24.488	17	1:58.689	2:21.372	49	2:07.350	2:19.112
16	49.232	3:02.878	44	1:25.547	2:40.778	44	1:53.610	2:34.913									
44	52.097	3:05.743	19	1:30.532	2:44.477	19	2:03.514	2:39.832									
19	53.383	3:07.029															
40	1:02.683	3:16.329															

Session Start: 12:10:44 - Finish: 12:27:56
Weather/Track Conditions: Rain/Wet
Circuit: Oulton Park International
Track Length: 4.332 Km - 2.6918 miles
Printed: 26-08-2018 - 12:35

MST
Results: www.mstworld.com. Live Timing: https://livetiming.getraceresults.com/mst. Email: timing@mstworld.com

Oulton Park Gold Cup Historic Race Meeting - 25 - 27 Aug 2018

HSCC Historic Formula Ford 2000 with Lackford Engineering Inc. URS Classic FF2000

Race 1 - Lap Chart

Lap 7			Lap 8		
NO	Behind	Laptime	NO	Behind	Laptime
2		2:09.541	1		2:09.978
1	0.224	2:09.518	61	5.074	2:13.950
61	1.326	2:06.338	2	5.222	2:15.424
17	1 LAP	2:26.223	16	1 LAP	2:38.466
99	1 LAP	2:30.556	26	11.769	2:10.903
26	11.068	2:06.820	60	1 LAP	2:27.428
88	1 LAP	2:16.422	14	1 LAP	2:34.883
12	36.346	2:12.423	49	1 LAP	2:28.804
117	41.840	2:13.266	17	1 LAP	2:25.719
44	1 LAP	2:41.349	99	1 LAP	2:32.152
144	1 LAP	2:20.263	12	41.442	2:15.298
6	1:17.400	2:18.698	117	44.664	2:13.026
18	1:23.488	2:18.903	88	1 LAP	2:22.042
95	1:24.214	2:14.341	**28**	1 LAP	4:15.749
75	1:26.645	2:20.117	144	1 LAP	2:21.271
7	1:32.870	2:24.116	95	1:27.014	2:13.002
19	1 LAP	2:45.660	44	1 LAP	2:32.558
20	1:45.562	2:18.695	6	1:30.065	2:22.867
140	2:05.892	2:20.940	18	1:31.920	2:18.634
			75	1:34.429	2:17.986
			7	1:40.002	2:17.334
			20	1:54.819	2:19.459
			19	1 LAP	2:42.056
			140	2:45.343	2:49.653

Session Start: 12:10:44 - Finish: 12:27:56
Weather/Track Conditions: Rain/Wet
Circuit: Oulton Park International
Track Length: 4.332 Km - 2.6918 miles
Printed: 26-08-2018 - 12:35

MST
Results: www.mstworld.com. Live Timing: https://livetiming.getraceresults.com/mst. Email: timing@mstworld.com

Oulton Park Gold Cup Historic Race Meeting - 25 - 27 Aug 2018

HSCC Historic Formula Ford 2000 with Lackford Engineering Inc. URS Classic FF2000

Race 11 - Starting Grid

Sheet No:

Start Time : 10:40 - Heat Duration : 20 Minutes

ROW							
14	27	40	Glyn Davies	28	35	Marc Mercer
13	25	9	Ian Pearson	26	77	David Walton
12	23	44	Robert Pearson	24	19	James Stewart
11	21	28	Fraser Collins	22	144	Andrew Lancaster
10	19	99	Geoffrey O'nion	20	88	Jennifer Ridgway
9	17	49	John Wilkinson	18	17	Grant Saunders
8	15	60	Jonathan Baines	16	14	Patrick Dunseith
7	13	140	Ken Thorogood	14	16	John Moore
6	11	7	Brian Morris	12	20	David Margetts
5	9	18	Stephen Glasswell	10	75	Colin Wright
4	7	95	Jason Redding	8	6	Jeremy Main
3	5	12	Drew Cameron	6	117	Chris Lord
2	3	2	Benn Simms	4	26	Paul Allen
1	1	1	Andrew Park	2	61	Callum Grant

Pole Right

Circuit: Oulton Park International
Track Length: 4.332 Km - 2.6918 miles

These results are provisional until the conclusion of any judicial and technical matters.

Clerk of the Course:	Timekeeper:	Issued at:
Julian Floyd	Nick Palmer	

Oulton Park Gold Cup Historic Race Meeting - 25 - 27 Aug 2018

HSCC Historic Formula Ford 2000 with Lackford Engineering Inc. URS Classic FF2000

Race 11 - Classification

Sheet No:

POS	NO	DRIVER/S	CLASS	CLASS POS	CAR MAKE / MODEL	TIME	LAPS	GAP	DIFF	MPH	BEST	ON
1	1	Andrew Park	A	1	Reynard SF81	21:26.751	12	-- 12 laps		90.37	1:45.851	6
2	2	Benn Simms	A	2	Reynard SF77	21:34.365	12	7.614	7.614	89.84	1:46.061	9
3	61	Callum Grant	A	3	Delta T78	21:34.381	12	7.630	0.016	89.84	1:46.611	8
4	26	Paul Allen	A	4	Reynard SF79	21:54.091	12	27.340	19.710	88.49	1:47.803	10
5	95	Jason Redding	A	5	Reynard SF79	21:54.719	12	27.968	0.628	88.45	1:47.562	10
6	77	David Walton	A	6	Royale RP27	22:18.026	12	51.275	23.307	86.90	1:48.496	11
7	9	Ian Pearson	A	7	Royale RP30	22:20.380	12	53.629	2.354	86.75	1:49.199	6
8	117	Chris Lord	URA	1	Van Diemen RF82	22:21.421	12	54.670	1.041	86.69	1:49.955	8
9	18	Stephen Glasswell	A	8	Reynard SF79	22:35.951	12	1:09.200	14.530	85.76	1:50.667	10
10	7	Brian Morris	A	9	Reynard SF79	22:46.995	12	1:20.244	11.044	85.07	1:51.516	9
11	6	Jeremy Main	A	10	Reynard SF79	22:55.369	12	1:28.618	8.374	84.54	1:52.102	9
12	49	John Wilkinson	A	11	Reynard SF79	22:56.590	12	1:29.839	1.221	84.47	1:52.308	10
13	75	Colin Wright	A	12	Reynard SF79	23:00.026	12	1:33.275	3.436	84.26	1:52.268	9
14	20	David Margetts	B	1	Dulon MP21	23:01.723	12	1:34.972	1.697	84.16	1:51.782	10
15	144	Andrew Lancaster	URA	2	Pilbeam MP52	23:04.760	12	1:38.009	3.037	83.97	1:49.770	9
16	140	Ken Thorogood	URA	3	Van Diemen RF82	23:18.146	12	1:51.395	13.386	83.17	1:52.673	9
17	40	Glyn Davies	URA	4	Van Diemen RF82	21:48.463	11	-- 11 laps	30.842	81.46	1:55.579	10
18	99	Geoffrey O'nion	A	13	Reynard SF77	22:02.011	11	13.548	13.548	80.63	1:55.456	10
19	16	John Moore	A	14	Delta T80	22:04.289	11	15.826	2.278	80.49	1:57.702	9
20	28	Fraser Collins	B	2	Lola T580	22:47.786	11	59.323	43.497	77.93	1:59.021	2
21	19	James Stewart	B	3	Crossle 33F	23:19.880	10	-- 10 laps	2:31.478	69.22	2:14.513	8
		---------- NOT CLASSIFIED ----------										
DNF	60	Jonathan Baines	A		Royale RP30	19:15.539	10	-- 10 laps		83.86	1:52.505	10
DNF	12	Drew Cameron	URB		Royale RP27	11:18.625	6	-- 6 laps --		85.67	1:50.919	6
DNF	14	Patrick Dunseith	D		Delta T78	10:29.104	5	-- 5 laps --	1:01.398	77.01	1:58.571	5
DNF	88	Jennifer Ridgway	A		Reynard SF78	2:41.430	1	-- 1 laps --	16.594	60.02		
DNF	17	Grant Saunders	B		Tiga SF78							
DNF	44	Robert Pearson	A		Royale RP30							

FASTEST LAP SUMMARY

NO	DRIVER/S	CLASS	CAR MAKE / MODEL	FASTEST LAP	ON	MPH
1	Andrew Park	A	Reynard SF81	1:45.851	6	91.55
144	Andrew Lancaster	URA	Pilbeam MP52	1:49.770	9	88.28
12	Drew Cameron	URB	Royale RP27	1:50.919	6	87.36
20	David Margetts	B	Dulon MP21	1:51.782	10	86.69
14	Patrick Dunseith	D	Delta T78	1:58.571	5	81.73

Session Start: 10:38:00 - Finish: 10:59:26
Weather/Track Conditions: Cloud/Dry
Circuit: Oulton Park International
Track Length: 4.332 Km - 2.6918 miles

These results are provisional until the conclusion of any judicial and technical matters.

Clerk of the Course:	Timekeeper:	Issued at:
Julian Floyd	Nick Palmer	

Oulton Park Gold Cup Historic Race Meeting - 25 - 27 Aug 2018

HSCC Historic Formula Ford 2000 with Lackford Engineering Inc. URS Classic FF2000

Race 11 - Sector Analysis

1 Andrew Park (A) — Reynard SF81

lap	Sect-1	Speed	Sect-2	Speed	Sect-3	Speed	Laptime	Pit	lap	Sect-1	Speed	Sect-2	Speed	Sect-3	Speed	Laptime	Pit
1		113.2	51.230	100.0	29.934	104.1	1:52.894		7	26.301	114.1	50.503	100.6	29.425	104.9	1:46.229	
2	26.536	113.7	50.888	100.7	29.429	104.4	1:46.853		8	26.471	114.3	50.897	99.7	29.696	104.6	1:47.064	
3	26.555	113.9	50.918	100.9	29.524	104.1	1:46.997		9	26.213	115.1	50.518	100.1	29.926	104.7	1:46.657	
4	26.430	114.7	50.743	99.8	29.752	104.7	1:46.925		10	26.097	114.9	50.653	100.7	29.425	104.9	1:46.175	
5	26.507	114.7	50.582	99.7	29.635	103.8	1:46.724		11	26.375	114.5	50.568	99.8	29.605	104.4	1:46.548	
6	26.082	115.3	50.413	100.7	29.356	105.6	1:45.851		12	26.441	113.7	51.085	100.0	30.308	104.4	1:47.834	

2 Benn Simms (A) — Reynard SF77

lap	Sect-1	Speed	Sect-2	Speed	Sect-3	Speed	Laptime	Pit	lap	Sect-1	Speed	Sect-2	Speed	Sect-3	Speed	Laptime	Pit
1		112.6	51.724	98.8	29.901	103.1	1:53.634		7	26.382	113.2	50.880	99.5	29.433	104.1	1:46.695	
2	26.364	113.0	51.176	99.2	29.625	103.1	1:47.165		8	26.022	114.5	50.942	99.7	29.295	104.7	1:46.259	
3	26.127	113.7	51.167	98.9	29.517	103.6	1:46.811		9	25.874	114.1	50.807	100.4	29.380	103.9	1:46.061	
4	26.690	114.3	50.895	100.0	29.330	103.8	1:46.915		10	25.855	114.1	51.863	92.2	30.870	94.0	1:48.588	
5	26.164	114.5	50.905	99.5	29.393	103.0	1:46.462		11	27.847	101.2	54.061	99.1	29.517	102.6	1:51.425	
6	26.194	115.1	51.010	98.8	29.534	103.3	1:46.738		12	26.032	113.5	51.094	97.7	30.486	100.9	1:47.612	

6 Jeremy Main (A) — Reynard SF79

lap	Sect-1	Speed	Sect-2	Speed	Sect-3	Speed	Laptime	Pit	lap	Sect-1	Speed	Sect-2	Speed	Sect-3	Speed	Laptime	Pit
1		109.5	54.667	96.8	31.737	101.3	2:01.236		7	28.254	111.3	53.842	97.4	31.525	102.0	1:53.621	
2	27.699	110.8	53.994	97.7	31.872	101.3	1:53.565		8	27.777	111.8	53.738	98.2	31.875	102.0	1:53.390	
3	28.094	111.1	53.772	97.4	31.957	100.9	1:53.823		9	27.762	111.7	53.046	98.8	31.294	102.0	1:52.102	
4	28.261	110.8	53.953	97.9	31.698	101.7	1:53.912		10	27.902	110.9	53.317	98.2	32.097	102.0	1:53.316	
5	28.618	110.2	54.654	97.0	31.849	101.6	1:55.121		11	27.944	110.9	53.931	96.8	33.224	101.3	1:55.099	
6	28.406	111.3	53.646	97.9	32.129	99.9	1:54.181		12	28.068	111.1	53.798	98.4	34.137	98.4	1:56.003	

7 Brian Morris (A) — Reynard SF79

lap	Sect-1	Speed	Sect-2	Speed	Sect-3	Speed	Laptime	Pit	lap	Sect-1	Speed	Sect-2	Speed	Sect-3	Speed	Laptime	Pit
1		110.0	56.274	96.7	31.867	100.8	2:03.463		7	27.172	110.4	53.763	95.1	31.554	99.9	1:52.489	
2	27.819	110.0	54.835	96.6	31.473	99.6	1:54.127		8	27.436	110.2	53.462	96.3	31.104	100.9	1:52.002	
3	28.089	107.8	54.820	96.0	31.341	100.0	1:54.250		9	27.347	110.0	53.150	96.3	31.019	101.1	1:51.516	
4	27.569	110.6	53.893	95.9	31.356	97.7	1:52.818		10	27.180	110.2	53.370	96.3	31.916	100.6	1:52.466	
5	27.579	111.3	53.959	96.6	31.956	100.3	1:53.494		11	27.286	110.0	54.285	96.6	31.852	100.6	1:53.423	
6	28.140	110.6	53.833	96.8	31.538	100.0	1:53.511		12	27.493	109.7	53.187	97.1	32.756	98.0	1:53.436	

9 Ian Pearson (A) — Royale RP30

lap	Sect-1	Speed	Sect-2	Speed	Sect-3	Speed	Laptime	Pit	lap	Sect-1	Speed	Sect-2	Speed	Sect-3	Speed	Laptime	Pit
1		111.7	56.570	96.8	31.108	102.6	2:05.499		7	26.612	113.5	52.733	98.1	30.457	101.1	1:49.802	
2	27.549	113.2	55.016	98.1	30.502	101.6	1:53.067		8	26.611	113.5	52.573	97.1	30.402	101.4	1:49.586	
3	26.999	113.9	53.285	98.7	30.646	101.3	1:50.930		9	26.602	113.7	52.094	98.7	30.593	101.6	1:49.289	
4	26.756	113.0	52.267	97.9	30.233	101.6	1:49.256		10	26.561	113.3	53.176	97.9	30.212	101.4	1:49.949	
5	26.681	113.2	52.254	97.7	30.654	101.7	1:49.589		11	26.663	112.6	53.210	97.1	31.180	101.1	1:51.053	
6	26.688	114.1	52.332	97.8	30.179	102.5	1:49.199		12	27.494	112.2	54.237	96.8	31.430	100.0	1:53.161	

12 Drew Cameron (URB) — Royale RP27

lap	Sect-1	Speed	Sect-2	Speed	Sect-3	Speed	Laptime	Pit	lap	Sect-1	Speed	Sect-2	Speed	Sect-3	Speed	Laptime	Pit
1		109.1	54.062	94.4	30.983	100.2	1:59.353		4	27.904	110.0	53.191	96.0	30.662	100.8	1:51.757	
2	27.916	109.3	53.907	95.7	31.082	100.0	1:52.905		5	27.524	110.9	53.378	95.6	30.931	100.8	1:51.833	
3	28.096	109.3	53.028	96.3	30.734	99.6	1:51.858		6	27.260	111.1	53.206	96.1	30.453	101.1	1:50.919	

14 Patrick Dunseith (D) — Delta T78

lap	Sect-1	Speed	Sect-2	Speed	Sect-3	Speed	Laptime	Pit	lap	Sect-1	Speed	Sect-2	Speed	Sect-3	Speed	Laptime	Pit
1		103.5	1:01.811	91.0	34.957	95.2	2:24.836		4	29.773	105.6	58.041	92.7	33.554	98.7	2:01.368	
2	30.106	106.1	59.086	91.0	33.727	96.6	2:02.919		5	28.945	107.4	56.742	93.6	32.884	99.7	1:58.571	
3	30.308	104.9	57.508	91.5	33.594	97.4	2:01.410		6								

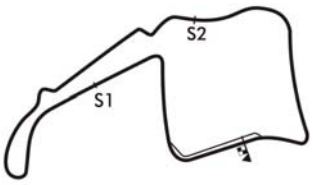

Session Start: 10:38:00 - Finish: 10:59:26
Weather/Track Conditions: Cloud/Dry
Circuit: Oulton Park International
Track Length: 4.332 Km - 2.6918 miles
Printed: 27-08-2018 - 11:01

MST
Results: www.mstworld.com. Live Timing: https://livetiming.getraceresults.com/mst. Email: timing@mstworld.com

Oulton Park Gold Cup Historic Race Meeting - 25 - 27 Aug 2018

HSCC Historic Formula Ford 2000 with Lackford Engineering Inc. URS Classic FF2000

Race 11 - Sector Analysis

16 John Moore (A) — Delta T80

lap	Sect-1	Speed	Sect-2	Speed	Sect-3	Speed	Laptime	Pit	lap	Sect-1	Speed	Sect-2	Speed	Sect-3	Speed	Laptime	Pit
1		104.3	59.006	91.7	32.661	96.7	2:10.114		7	29.172	104.9	56.850	92.7	32.711	96.2	1:58.733	
2	29.312	103.8	58.022	91.2	33.369	96.3	2:00.703		8	29.259	103.8	55.959	92.8	33.127	96.3	1:58.345	
3	30.134	103.8	58.807	92.6	32.557	96.3	2:01.498		9	28.832	104.8	56.170	92.3	32.700	97.6	1:57.702	
4	29.181	104.3	58.246	91.5	33.172	94.5	2:00.599		10	28.908	104.1	56.337	92.2	32.653	95.6	1:57.898	
5	29.493	103.3	56.880	92.2	32.826	96.0	1:59.199		11	29.169	102.7	57.576	93.7	33.520	93.9	2:00.265	
6	29.244	104.3	57.165	93.1	32.824	95.9	1:59.233		12								

17 Grant Saunders (B) — Tiga SF78

lap	Sect-1	Speed	Sect-2	Speed	Sect-3	Speed	Laptime	Pit	lap	Sect-1	Speed	Sect-2	Speed	Sect-3	Speed	Laptime	Pit

18 Stephen Glasswell (A) — Reynard SF79

lap	Sect-1	Speed	Sect-2	Speed	Sect-3	Speed	Laptime	Pit	lap	Sect-1	Speed	Sect-2	Speed	Sect-3	Speed	Laptime	Pit
1		109.7	55.474	95.5	31.816	100.0	2:02.501		7	27.566	111.1	53.051	96.0	31.155	101.3	1:51.772	
2	28.486	109.9	54.322	96.4	31.537	99.0	1:54.345		8	27.460	110.6	53.105	96.3	30.778	101.7	1:51.343	
3	27.996	110.0	53.897	96.8	31.457	100.2	1:53.350		9	27.547	111.1	53.057	96.3	30.633	101.6	1:51.237	
4	27.558	110.2	53.749	96.6	31.441	100.5	1:52.748		10	27.155	111.1	52.936	96.0	30.576	101.9	1:50.667	
5	27.898	109.5	53.227	96.7	31.296	100.5	1:52.421		11	27.545	110.2	52.928	96.7	30.562	101.9	1:51.035	
6	27.810	111.3	53.254	96.7	31.038	100.5	1:52.102		12	27.228	110.9	53.099	96.3	32.103	98.6	1:52.430	

19 James Stewart (B) — Crossle 33F

lap	Sect-1	Speed	Sect-2	Speed	Sect-3	Speed	Laptime	Pit	lap	Sect-1	Speed	Sect-2	Speed	Sect-3	Speed	Laptime	Pit
1		94.9	1:08.107	79.3	40.017	89.6	2:32.865		6	34.500	99.7	1:06.466	74.0	39.315	87.9	2:20.281	
2	35.103	97.8	1:06.308	78.0	39.689	92.0	2:21.100		7	34.512	91.3	1:04.347	85.0	38.208	92.0	2:17.067	
3	35.037	94.5	1:06.073	82.2	38.665	86.3	2:19.775		8	33.497	100.4	1:03.626	84.3	37.390	85.5	2:14.513	
4	34.944	95.2	1:06.013	81.2	40.258	88.0	2:21.215		9	33.610	99.5	1:03.655	77.8	39.485	87.3	2:16.750	
5	35.931	95.9	1:06.877	83.1	38.751	91.5	2:21.559		10	33.881	95.3	1:02.414	86.5	38.460	91.6	2:14.755	

20 David Margetts (B) — Dulon MP21

lap	Sect-1	Speed	Sect-2	Speed	Sect-3	Speed	Laptime	Pit	lap	Sect-1	Speed	Sect-2	Speed	Sect-3	Speed	Laptime	Pit
1		107.4	57.099	91.3	32.468	100.3	2:06.872		7	28.108	109.9	55.190	96.4	31.088	100.3	1:54.386	
2	28.825	107.2	56.351	96.1	32.109	99.9	1:57.285		8	27.990	109.1	53.927	96.0	31.173	101.3	1:53.090	
3	28.151	108.3	54.758	96.4	31.692	100.8	1:54.601		9	27.586	109.7	53.638	97.2	31.102	101.6	1:52.326	
4	28.060	108.6	54.484	96.7	31.584	100.8	1:54.128		10	27.486	109.9	53.367	96.6	30.929	101.4	1:51.782	
5	28.283	108.8	53.897	96.3	31.494	100.8	1:53.674		11	27.549	109.0	53.262	97.8	33.101	100.6	1:53.912	
6	27.897	109.0	54.294	96.8	32.109	99.9	1:54.300		12	28.854	108.1	54.312	97.4	32.201	100.9	1:55.367	

26 Paul Allen (A) — Reynard SF79

lap	Sect-1	Speed	Sect-2	Speed	Sect-3	Speed	Laptime	Pit	lap	Sect-1	Speed	Sect-2	Speed	Sect-3	Speed	Laptime	Pit
1		110.4	52.930	97.4	30.535	102.5	1:56.233		7	26.627	111.5	52.088	98.5	29.788	102.6	1:48.503	
2	27.000	110.2	52.600	97.8	30.623	100.3	1:50.223		8	26.565	112.2	51.624	98.2	29.804	103.3	1:47.993	
3	27.304	110.6	52.817	98.9	30.224	101.9	1:50.345		9	26.488	111.7	51.686	98.5	29.977	102.8	1:48.151	
4	27.116	111.3	51.930	98.9	30.101	102.0	1:49.147		10	26.350	111.8	51.741	98.7	29.712	103.0	1:47.803	
5	27.273	112.0	52.192	99.5	30.430	102.0	1:49.895		11	26.529	111.1	52.279	98.4	29.785	103.6	1:48.593	
6	26.872	111.5	51.566	98.7	29.846	103.0	1:48.284		12	27.458	110.0	51.534	98.2	29.929	102.8	1:48.921	

28 Fraser Collins (B) — Lola T580

lap	Sect-1	Speed	Sect-2	Speed	Sect-3	Speed	Laptime	Pit	lap	Sect-1	Speed	Sect-2	Speed	Sect-3	Speed	Laptime	Pit
1		103.3	57.999	91.2	33.241	95.1	2:12.407		7	29.486	105.2	58.544	90.7	33.340	96.6	2:01.370	
2	28.956	105.6	57.205	91.6	32.860	95.2	1:59.021		8	29.666	104.6	56.989	91.0	33.479	96.6	2:00.134	
3	29.923	105.7	56.841	91.2	32.710	96.5	1:59.474		9	29.791	104.6	57.031	91.6	33.117	96.2	1:59.939	
4	28.556	106.1	1:00.694	84.2			2:13.471		10	29.668	104.6	57.289	91.8	32.916	96.9	1:59.873	
5	Out	103.3	58.272	90.4	33.893	95.5	2:21.623	P	11	29.167	105.7	56.264	92.0	33.953	96.3	1:59.384	
6	30.674	103.0	57.356	90.5	33.060	97.0	2:01.090		12								

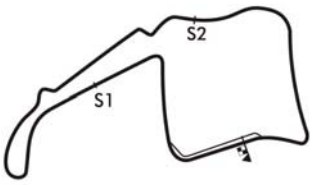

Session Start: 10:38:00 - Finish: 10:59:26
Weather/Track Conditions: Cloud/Dry
Circuit: Oulton Park International
Track Length: 4.332 Km - 2.6918 miles
Printed: 27-08-2018 - 11:01

MST
Results: www.mstworld.com. Live Timing: https://livetiming.getraceresults.com/mst. Email: timing@mstworld.com

Oulton Park Gold Cup Historic Race Meeting - 25 - 27 Aug 2018

HSCC Historic Formula Ford 2000 with Lackford Engineering Inc. URS Classic FF2000

Race 11 - Sector Analysis

40 Glyn Davies (URA) — Van Diemen RF82

lap	Sect-1	Speed	Sect-2	Speed	Sect-3	Speed	Laptime	Pit	lap	Sect-1	Speed	Sect-2	Speed	Sect-3	Speed	Laptime	Pit
1		104.4	1:00.167	94.8	33.413	98.6	2:15.338		7	28.484	109.5	56.573	95.1	32.523	100.2	1:57.580	
2	28.843	106.9	57.569	92.8	33.224	98.0	1:59.636		8	28.202	108.6	55.274	96.3	32.841	99.0	1:56.317	
3	28.956	107.4	56.421	95.5	32.637	99.7	1:58.014		9	28.670	108.1	55.896	93.9	32.198	100.6	1:56.764	
4	28.480	108.1	57.141	93.1	32.948	98.4	1:58.569		10	27.956	109.5	55.720	96.1	31.903	100.5	1:55.579	
5	28.649	107.6	55.352	94.0	32.904	99.5	1:56.905		11	28.037	109.1	54.711	96.1	33.126	98.4	1:55.874	
6	28.524	108.8	56.440	93.6	32.923	99.0	1:57.887		12								

44 Robert Pearson (A) — Royale RP30

lap	Sect-1	Speed	Sect-2	Speed	Sect-3	Speed	Laptime	Pit	lap	Sect-1	Speed	Sect-2	Speed	Sect-3	Speed	Laptime	Pit

49 John Wilkinson (A) — Reynard SF79

lap	Sect-1	Speed	Sect-2	Speed	Sect-3	Speed	Laptime	Pit	lap	Sect-1	Speed	Sect-2	Speed	Sect-3	Speed	Laptime	Pit
1		104.8	58.466	90.6	32.367	100.6	2:08.378		7	27.712	111.3	54.381	96.1	30.871	101.4	1:52.964	
2	28.045	111.3	55.901	96.6	32.138	99.6	1:56.084		8	27.985	111.1	53.971	95.9	30.857	101.6	1:52.813	
3	28.252	111.1	54.662	96.1	31.666	102.0	1:54.580		9	27.709	111.3	54.214	96.7	30.837	101.6	1:52.760	
4	28.000	111.8	54.677	96.7	31.387	102.5	1:54.064		10	27.654	111.5	53.691	96.6	30.963	101.9	1:52.308	
5	28.327	111.1	54.136	97.2	31.265	101.4	1:53.728		11	27.394	110.9	53.412	97.1	31.963	100.9	1:52.769	
6	27.905	111.7	54.301	97.0	31.577	100.9	1:53.783		12	27.768	111.3	53.220	98.1	31.371	101.6	1:52.359	

60 Jonathan Baines (A) — Royale RP30

lap	Sect-1	Speed	Sect-2	Speed	Sect-3	Speed	Laptime	Pit	lap	Sect-1	Speed	Sect-2	Speed	Sect-3	Speed	Laptime	Pit
1		106.4	58.564	95.9	32.305	100.9	2:08.631		6	27.986	111.8	54.528	96.4	31.381	101.3	1:53.895	
2	28.303	109.7	56.590	86.8	31.365	101.4	1:56.258		7	28.153	110.9	55.831	96.3	31.200	102.0	1:55.184	
3	28.143	111.3	55.330	96.3	31.318	102.5	1:54.791		8	27.892	112.2	54.717	96.1	30.962	102.3	1:53.571	
4	27.590	112.0	54.960	96.6	31.147	102.6	1:53.697		9	27.886	110.9	54.092	97.0	31.293	102.2	1:53.271	
5	28.366	111.3	54.407	96.0	30.963	101.4	1:53.736		10	27.439	112.0	54.071	96.1	30.995	102.6	1:52.505	

61 Callum Grant (A) — Delta T78

lap	Sect-1	Speed	Sect-2	Speed	Sect-3	Speed	Laptime	Pit	lap	Sect-1	Speed	Sect-2	Speed	Sect-3	Speed	Laptime	Pit
1		111.7	52.420	98.9	30.068	103.8	1:54.864		7	26.226	113.2	51.796	100.3	29.417	104.4	1:47.439	
2	26.549	112.6	51.692	98.8	29.748	103.9	1:47.989		8	26.169	113.9	51.052	100.3	29.390	104.6	1:46.611	
3	26.593	112.8	50.881	100.1	29.508	104.1	1:46.982		9	26.082	113.7	50.922	100.7	29.761	104.2	1:46.765	
4	26.637	113.2	51.286	100.6	29.530	104.2	1:47.453		10	26.259	114.1	51.725	100.3	29.883	103.9	1:47.867	
5	26.687	113.3	50.980	100.0	29.544	104.4	1:47.211		11	26.385	113.9	51.411	99.8	29.424	104.7	1:47.220	
6	26.321	113.5	51.032	100.4	29.481	104.7	1:46.834		12	26.221	114.3	50.725	100.7	30.200	104.9	1:47.146	

75 Colin Wright (A) — Reynard SF79

lap	Sect-1	Speed	Sect-2	Speed	Sect-3	Speed	Laptime	Pit	lap	Sect-1	Speed	Sect-2	Speed	Sect-3	Speed	Laptime	Pit
1		108.3	56.359	96.3	31.798	99.3	2:05.125		7	28.174	112.8	54.048	98.1	31.584	102.5	1:53.806	
2	27.750	112.0	55.099	96.0	31.885	101.3	1:54.734		8	27.817	114.5	54.526	98.9	30.711	102.8	1:53.054	
3	27.718	111.7	54.322	97.2	31.639	102.5	1:53.679		9	27.663	114.5	53.422	98.4	31.183	103.0	1:52.268	
4	27.746	112.4	53.926	97.9	30.802	103.3	1:52.474		10	27.762	111.5	53.625	99.1	31.184	103.0	1:52.571	
5	27.638	113.2	53.931	98.5	30.915	101.9	1:52.484		11	27.028	112.8	54.131	96.4	32.978	102.0	1:54.137	
6	28.185	113.3	53.996	98.9	31.518	102.8	1:53.699		12	27.325	112.4	54.017	97.7	40.653	99.6	2:01.995	

77 David Walton (A) — Royale RP27

lap	Sect-1	Speed	Sect-2	Speed	Sect-3	Speed	Laptime	Pit	lap	Sect-1	Speed	Sect-2	Speed	Sect-3	Speed	Laptime	Pit
1		111.7	57.775	93.4	31.466	100.5	2:07.279		7	26.483	113.3	52.307	95.3	30.609	101.9	1:49.399	
2	27.294	112.2	55.568	91.6	31.214	100.8	1:54.076		8	26.702	113.0	51.937	96.8	30.331	102.6	1:48.970	
3	27.410	110.9	53.292	97.1	31.260	100.6	1:51.962		9	26.688	113.5	51.539	97.7	30.293	102.5	1:48.520	
4	27.108	112.8	53.174	97.4	31.039	101.9	1:51.321		10	26.416	113.7	51.928	97.2	30.234	102.6	1:48.578	
5	26.930	113.0	52.871	97.0	30.957	101.6	1:50.758		11	26.922	111.1	51.492	97.0	30.082	102.8	1:48.496	
6	27.172	112.2	52.084	97.2	30.579	101.1	1:49.835		12	26.351	113.5	51.694	97.5	30.787	101.1	1:48.832	

88 Jennifer Ridgway (A) — Reynard SF78

lap	Sect-1	Speed	Sect-2	Speed	Sect-3	Speed	Laptime	Pit	lap	Sect-1	Speed	Sect-2	Speed	Sect-3	Speed	Laptime	Pit
1				82.9			2:41.430		2								

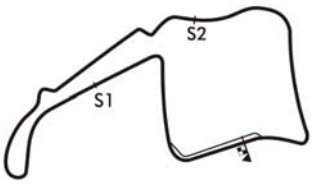

Session Start: 10:38:00 - Finish: 10:59:26
Weather/Track Conditions: Cloud/Dry
Circuit: Oulton Park International
Track Length: 4.332 Km - 2.6918 miles
Printed: 27-08-2018 - 11:01

MST
Results: www.mstworld.com. Live Timing: https://livetiming.getraceresults.com/mst. Email: timing@mstworld.com

Oulton Park Gold Cup Historic Race Meeting - 25 - 27 Aug 2018

HSCC Historic Formula Ford 2000 with Lackford Engineering Inc. URS Classic FF2000

Race 11 - Sector Analysis

95 Jason Redding (A) — Reynard SF79

lap	Sect-1	Speed	Sect-2	Speed	Sect-3	Speed	Laptime	Pit	lap	Sect-1	Speed	Sect-2	Speed	Sect-3	Speed	Laptime	Pit
1		112.2	52.909	97.8	30.745	102.8	1:56.874		7	26.504	114.1	51.861	99.7	30.177	103.0	1:48.542	
2	26.862	112.8	52.598	98.1	30.467	102.8	1:49.927		8	26.766	112.6	51.424	98.9	30.100	102.8	1:48.290	
3	26.969	113.9	52.219	98.4	30.384	102.3	1:49.572		9	26.516	113.7	51.051	99.4	30.268	101.4	1:47.835	
4	26.892	113.3	51.697	98.7	30.897	102.5	1:49.486		10	26.676	113.7	51.138	99.2	29.748	103.3	1:47.562	
5	26.943	113.0	52.341	98.1	30.819	102.6	1:50.103		11	26.472	113.0	52.171	98.2	29.991	103.1	1:48.634	
6	27.067	113.5	51.513	99.1	30.195	103.0	1:48.775		12	27.345	110.2	51.543	98.7	30.231	102.5	1:49.119	

99 Geoffrey O'nion (A) — Reynard SF77

lap	Sect-1	Speed	Sect-2	Speed	Sect-3	Speed	Laptime	Pit	lap	Sect-1	Speed	Sect-2	Speed	Sect-3	Speed	Laptime	Pit
1		104.3	58.729	94.7	32.948	100.3	2:13.007		7	28.804	109.5	55.880	95.7	32.891	99.0	1:57.575	
2	28.903	107.6	57.116	95.5	32.785	100.0	1:58.804		8	28.882	108.6	55.865	95.2	32.659	99.9	1:57.406	
3	29.805	107.6	57.474	95.2	32.237	100.8	1:59.516		9	28.559	109.1	54.856	96.7	32.354	100.6	1:55.769	
4	28.682	108.8	1:01.181	91.2	36.616	98.0	2:06.479		10	28.452	109.7	55.343	94.5	31.661	100.9	1:55.456	
5	30.751	104.8	57.672	94.4	33.068	99.3	2:01.491		11	28.803	110.0	55.475	95.1	33.047	100.0	1:57.325	
6	29.856	106.4	56.942	95.9	32.385	99.9	1:59.183		12								

117 Chris Lord (URA) — Van Diemen RF82

lap	Sect-1	Speed	Sect-2	Speed	Sect-3	Speed	Laptime	Pit	lap	Sect-1	Speed	Sect-2	Speed	Sect-3	Speed	Laptime	Pit
1		111.3	55.250	97.7	31.773	100.9	2:02.608		7	27.029	110.9	53.783	97.9	30.665	101.6	1:51.477	
2	27.688	111.3	52.998	97.8	31.044	100.6	1:51.730		8	27.129	111.8	52.216	98.2	30.610	102.3	1:49.955	
3	27.552	110.4	52.676	98.1	30.873	101.1	1:51.101		9	27.191	112.4	52.822	97.7	30.662	103.4	1:50.675	
4	26.961	112.8	53.288	97.8	30.604	102.0	1:50.853		10	27.367	111.5	53.204	97.1	30.707	102.2	1:51.278	
5	27.215	111.8	52.146	98.1	30.841	101.7	1:50.202		11	27.791	111.7	52.251	98.7	30.621	102.6	1:50.663	
6	27.180	111.5	52.237	97.8	30.835		1:50.252		12	27.273	112.0	52.383	97.8	30.971	102.2	1:50.627	

140 Ken Thorogood (URA) — Van Diemen RF82

lap	Sect-1	Speed	Sect-2	Speed	Sect-3	Speed	Laptime	Pit	lap	Sect-1	Speed	Sect-2	Speed	Sect-3	Speed	Laptime	Pit
1		109.3	57.221	95.7	31.743	100.8	2:05.339		7	28.477	108.6	56.329	95.1	31.349	101.4	1:56.155	
2	29.012	109.3	55.315	95.2	31.200	101.1	1:55.527		8	28.012	110.6	54.488	95.3	30.985	101.9	1:53.485	
3	28.322	109.9	55.249	90.6	31.606	101.1	1:55.177		9	28.012	110.0	53.859	97.5	30.802	101.1	1:52.673	
4	27.960	110.4	55.118	96.7	31.450	101.4	1:54.528		10	27.882	110.6	53.820	96.4	31.139	102.0	1:52.841	
5	28.463	108.8	54.524	95.9	31.560	101.3	1:54.547		11	27.832	110.2	53.879	97.4	41.000	100.0	2:02.711	
6	28.208	109.7	54.963	96.1	31.467	101.4	1:54.638		12	28.546	108.8	55.955	95.1	36.024	100.3	2:00.525	

144 Andrew Lancaster (URA) — Pilbeam MP52

lap	Sect-1	Speed	Sect-2	Speed	Sect-3	Speed	Laptime	Pit	lap	Sect-1	Speed	Sect-2	Speed	Sect-3	Speed	Laptime	Pit
1		110.6	57.692	96.7	32.173	100.3	2:07.499		7	28.147	112.2	54.274	98.2	30.982	102.3	1:53.403	
2	28.219	111.7	56.025	96.4	30.853	101.3	1:55.097		8	27.626	112.6	53.934	98.9	31.003	102.0	1:52.563	
3	27.416	111.8	54.819	98.2	31.603	102.2	1:53.838		9	26.746	112.6	52.664	97.5	30.360	102.6	1:49.770	
4	27.574	113.0	54.021	97.9	30.352	101.9	1:51.947		10	27.020	113.0	53.519	99.1	31.143	102.8	1:51.682	
5	27.189	112.0	53.109	98.7	30.471	102.0	1:50.769		11	26.612	110.4	53.674	98.2	50.745	100.3	2:11.031	
6	27.785	113.2	54.111	98.8	31.330	101.3	1:53.226		12	28.011	111.8	53.063	98.1	32.861	90.7	1:53.935	

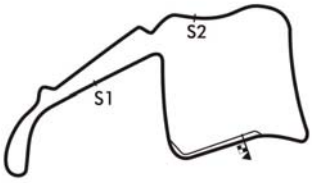

Session Start: 10:38:00 - Finish: 10:59:26
Weather/Track Conditions: Cloud/Dry
Circuit: Oulton Park International
Track Length: 4.332 Km - 2.6918 miles
Printed: 27-08-2018 - 11:01

MST
Results: www.mstworld.com. Live Timing: https://livetiming.getraceresults.com/mst. Email: timing@mstworld.com

Oulton Park Gold Cup Historic Race Meeting - 25 - 27 Aug 2018

HSCC Historic Formula Ford 2000 with Lackford Engineering Inc. URS Classic FF2000

Race 11 - Best Sector Times

	SECTOR 1			SECTOR 2			SECTOR 3		
	NO	TIME	LAP	NO	TIME	LAP	NO	TIME	LAP
1	2	25.855	10	1	50.413	6	2	29.295	8
2	1	26.082	6	61	50.725	12	1	29.356	6
3	61	26.082	9	2	50.807	9	61	29.390	8
4	26	26.350	10	95	51.051	9	26	29.712	10
5	77	26.351	12	77	51.492	11	95	29.748	10
6	95	26.472	11	26	51.534	12	77	30.082	11
7	9	26.561	10	9	52.094	9	9	30.179	6
8	144	26.612	11	117	52.146	5	144	30.352	4
9	117	26.961	4	144	52.664	9	12	30.453	6
10	75	27.028	11	18	52.928	11	18	30.562	11
11	18	27.155	10	12	53.028	3	117	30.604	4
12	7	27.172	7	6	53.046	9	75	30.711	8
13	12	27.260	6	7	53.150	9	140	30.802	9
14	49	27.394	11	49	53.220	12	49	30.837	9
15	60	27.439	10	20	53.262	11	20	30.929	10
16	20	27.486	10	75	53.422	9	60	30.962	8
17	6	27.699	2	140	53.820	10	7	31.019	9
18	140	27.832	11	60	53.946	11	6	31.294	9
19	40	27.956	10	40	54.711	11	99	31.661	10
20	99	28.452	10	99	54.856	9	40	31.903	10
21	28	28.556	4	16	55.959	8	16	32.557	3
22	16	28.832	9	28	56.264	11	28	32.710	3
23	14	28.945	5	14	56.742	5	14	32.884	5
24	19	33.497	8	19	1:02.414	10	19	37.390	8
25	17			17			44		
26	44			44			88	1:33.356	0
27	88			88			17		

IDEAL / BEST LAP COMPARISON

NO	NAME	BEST	IN	IDEAL	DIFF
1	Andrew Park	1:45.851	6	1:45.851	+0.000
2	Benn Simms	1:46.061	9	1:45.957	+0.104
61	Callum Grant	1:46.611	8	1:46.197	+0.414
95	Jason Redding	1:47.562	10	1:47.271	+0.291
26	Paul Allen	1:47.803	10	1:47.596	+0.207
77	David Walton	1:48.496	11	1:47.925	+0.571
9	Ian Pearson	1:49.199	6	1:48.834	+0.365
144	Andrew Lancaster	1:49.770	9	1:49.628	+0.142
117	Chris Lord	1:49.955	8	1:49.711	+0.244
18	Stephen Glasswell	1:50.667	10	1:50.645	+0.022
12	Drew Cameron	1:50.919	6	1:50.741	+0.178
7	Brian Morris	1:51.516	9	1:51.341	+0.175
20	David Margetts	1:51.782	10	1:51.677	+0.105
6	Jeremy Main	1:52.102	9	1:52.039	+0.063
75	Colin Wright	1:52.268	9	1:51.161	+1.107
49	John Wilkinson	1:52.308	10	1:51.451	+0.857
60	Jonathan Baines	1:52.505	10	1:52.347	+0.158
140	Ken Thorogood	1:52.673	9	1:52.454	+0.219
99	Geoffrey O'nion	1:55.456	10	1:54.969	+0.487
40	Glyn Davies	1:55.579	10	1:54.570	+1.009
16	John Moore	1:57.702	9	1:57.348	+0.354
14	Patrick Dunseith	1:58.571	5	1:58.571	+0.000
28	Fraser Collins	1:59.021	2	1:57.530	+1.491
19	James Stewart	2:14.513	8	2:13.301	+1.212
88	Jennifer Ridgway				+
17	Grant Saunders				+
44	Robert Pearson				+

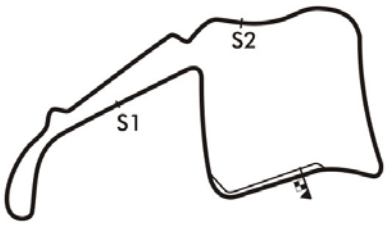

Session Start: 10:38:00 - Finish: 10:59:26
Weather/Track Conditions: Cloud/Dry
Circuit: Oulton Park International
Track Length: 4.332 Km - 2.6918 miles
Printed: 27-08-2018 - 11:02

Oulton Park Gold Cup Historic Race Meeting - 25 - 27 Aug 2018

HSCC Historic Formula Ford 2000 with Lackford Engineering Inc. URS Classic FF2000

Race 11 - Best Sector Speeds

	NO	SECTOR 1	MPH	NO	SECTOR 2	MPH	NO	SECTOR 3	MPH
1	1	Andrew Park	115.3	1	Andrew Park	100.9	1	Andrew Park	105.6
2	2	Benn Simms	115.1	61	Callum Grant	100.7	61	Callum Grant	104.9
3	75	Colin Wright	114.5	2	Benn Simms	100.4	2	Benn Simms	104.7
4	61	Callum Grant	114.3	95	Jason Redding	99.7	26	Paul Allen	103.6
5	9	Ian Pearson	114.1	26	Paul Allen	99.5	117	Chris Lord	103.4
6	95	Jason Redding	114.1	75	Colin Wright	99.1	75	Colin Wright	103.3
7	77	David Walton	113.7	144	Andrew Lancaster	99.1	95	Jason Redding	103.3
8	144	Andrew Lancaster	113.2	6	Jeremy Main	98.8	77	David Walton	102.8
9	117	Chris Lord	112.8	9	Ian Pearson	98.7	144	Andrew Lancaster	102.8
10	26	Paul Allen	112.2	117	Chris Lord	98.7	9	Ian Pearson	102.6
11	60	Jonathan Baines	112.2	49	John Wilkinson	98.1	60	Jonathan Baines	102.6
12	6	Jeremy Main	111.8	20	David Margetts	97.8	49	John Wilkinson	102.5
13	49	John Wilkinson	111.8	77	David Walton	97.7	6	Jeremy Main	102.0
14	7	Brian Morris	111.3	140	Ken Thorogood	97.5	140	Ken Thorogood	102.0
15	18	Stephen Glasswell	111.3	7	Brian Morris	97.1	18	Stephen Glasswell	101.9
16	12	Drew Cameron	111.1	60	Jonathan Baines	97.0	20	David Margetts	101.6
17	140	Ken Thorogood	110.6	18	Stephen Glasswell	96.8	7	Brian Morris	101.1
18	99	Geoffrey O'nion	110.0	99	Geoffrey O'nion	96.7	12	Drew Cameron	101.1
19	20	David Margetts	109.9	12	Drew Cameron	96.3	99	Geoffrey O'nion	100.9
20	40	Glyn Davies	109.5	40	Glyn Davies	96.3	40	Glyn Davies	100.6
21	14	Patrick Dunseith	107.4	16	John Moore	93.7	14	Patrick Dunseith	99.7
22	28	Fraser Collins	106.1	14	Patrick Dunseith	93.6	16	John Moore	97.6
23	16	John Moore	104.9	28	Fraser Collins	92.0	28	Fraser Collins	97.0
24	17	Grant Saunders	101.9	19	James Stewart	86.5	19	James Stewart	92.0
25	19	James Stewart	100.4	88	Jennifer Ridgway	82.9	44	Robert Pearson	61.7
26	44	Robert Pearson	0.0	17	Grant Saunders	0.0	88	Jennifer Ridgway	56.9
27	88	Jennifer Ridgway	0.0	44	Robert Pearson	0.0	17	Grant Saunders	55.2

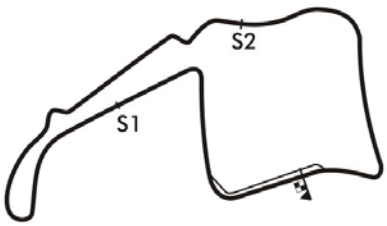

Session Start: 10:38:00 - Finish: 10:59:26
Weather/Track Conditions: Cloud/Dry
Circuit: Oulton Park International
Track Length: 4.332 Km - 2.6918 miles
Printed: 27-08-2018 - 11:02

Oulton Park Gold Cup Historic Race Meeting - 25 - 27 Aug 2018

HSCC Historic Formula Ford 2000 with Lackford Engineering Inc. URS Classic FF2000

Race 11 - Lap Chart

Lap 1			Lap 2			Lap 3			Lap 4			Lap 5			Lap 6		
NO	Behind	Laptime	NO	Behind	Laptime	NO	Behind	Laptime	NO	Behind	Laptime	NO	Behind	Laptime	NO	Behind	Laptime
1		1:52.894	1		1:46.853	1		1:46.997	1		1:46.925	1		1:46.724	1		1:45.851
2	0.740	1:53.634	2	1.052	1:47.165	2	0.866	1:46.811	19	1 LAP	2:19.775	2	0.594	1:46.462	2	1.481	1:46.738
61	1.970	1:54.864	61	3.106	1:47.989	61	3.091	1:46.982	2	0.856	1:46.915	61	4.106	1:47.211	61	5.089	1:46.834
26	3.339	1:56.233	26	6.709	1:50.223	95	9.629	1:49.572	61	3.619	1:47.453	26	15.450	1:49.895	26	17.883	1:48.284
95	3.980	1:56.874	95	7.054	1:49.927	26	10.057	1:50.345	95	12.190	1:49.486	95	15.569	1:50.103	95	18.493	1:48.775
12	6.459	1:59.353	12	12.511	1:52.905	12	17.372	1:51.858	26	12.279	1:49.147	117	26.101	1:50.202	117	30.502	1:50.252
6	8.342	2:01.236	117	14.591	1:51.730	117	18.695	1:51.101	12	22.204	1:51.757	12	27.313	1:51.833	9	31.296	1:49.199
18	9.607	2:02.501	6	15.054	1:53.565	6	21.880	1:53.823	117	22.623	1:50.853	9	27.948	1:49.589	12	32.381	1:50.919
117	9.714	2:02.608	18	17.099	1:54.345	9	22.752	1:50.930	9	25.083	1:49.256	19	1 LAP	2:21.215	77	38.987	1:49.835
7	10.569	2:03.463	7	17.843	1:54.127	18	23.452	1:53.350	6	28.867	1:53.912	18	34.972	1:52.421	18	41.223	1:52.102
75	12.231	2:05.125	9	18.819	1:53.067	7	25.096	1:54.250	18	29.275	1:52.748	77	35.003	1:50.758	7	45.419	1:53.511
140	12.445	2:05.339	75	20.112	1:54.734	77	26.573	1:51.962	77	30.969	1:51.321	6	37.264	1:55.121	6	45.594	1:54.181
9	12.605	2:05.499	140	21.119	1:55.527	75	26.794	1:53.679	7	30.989	1:52.818	7	37.759	1:53.494	75	45.951	1:53.699
20	13.978	2:06.872	77	21.608	1:54.076	140	29.299	1:55.177	75	32.343	1:52.474	75	38.103	1:52.484	144	46.132	1:53.226
77	14.385	2:07.279	144	22.849	1:55.097	144	29.690	1:53.838	144	34.712	1:51.947	144	38.757	1:50.769	140	53.512	1:54.638
144	14.605	2:07.499	20	24.410	1:57.285	20	32.014	1:54.601	140	36.902	1:54.528	140	44.725	1:54.547	49	54.373	1:53.783
49	15.484	2:08.378	49	24.715	1:56.084	49	32.298	1:54.580	20	39.217	1:54.128	20	46.167	1:53.674	20	54.616	1:54.300
60	15.737	2:08.631	60	25.142	1:56.258	60	32.936	1:54.791	49	39.437	1:54.064	49	46.441	1:53.728	60	54.764	1:53.895
16	17.220	2:10.114	16	31.070	2:00.703	28	44.158	1:59.474	60	39.708	1:53.697	60	46.720	1:53.736	19	1 LAP	2:21.559
28	19.513	2:12.407	28	31.681	1:59.021	99	44.583	1:59.516	40	57.888	1:58.569	40	1:08.069	1:56.905	40	1:20.105	1:57.887
99	20.113	2:13.007	99	32.064	1:58.804	16	45.571	2:01.498	16	59.245	2:00.599	16	1:11.720	1:59.199	16	1:25.102	1:59.233
40	22.444	2:15.338	40	35.227	1:59.636	40	46.244	1:58.014	99	1:04.137	2:06.479	99	1:18.904	2:01.491	99	1:32.236	1:59.183
14	31.942	2:24.836	14	48.008	2:02.919	14	1:02.421	2:01.410	**28**	1:10.704	2:13.471	14	1:28.711	1:58.571			
19	39.971	2:32.865	19	1:14.218	2:21.100				14	1:16.864	2:01.368	28	1:45.603	2:21.623			
88	48.536	2:41.430															

Session Start: 10:38:00 - Finish: 10:59:26
Weather/Track Conditions: Cloud/Dry
Circuit: Oulton Park International
Track Length: 4.332 Km - 2.6918 miles
Printed: 27-08-2018 - 11:03

MST
Results: www.mstworld.com. Live Timing: https://livetiming.getraceresults.com/mst. Email: timing@mstworld.com

Oulton Park Gold Cup Historic Race Meeting - 25 - 27 Aug 2018

HSCC Historic Formula Ford 2000 with Lackford Engineering Inc. URS Classic FF2000

Race 11 - Lap Chart

Lap 7			Lap 8			Lap 9			Lap 10			Lap 11			Lap 12		
NO	Behind	Laptime	NO	Behind	Laptime	NO	Behind	Laptime	NO	Behind	Laptime	NO	Behind	Laptime	NO	Behind	Laptime
1		1:46.229	1		1:47.064	1		1:46.657	1		1:46.175	1		1:46.548	1		1:47.834
2	1.947	1:46.695	2	1.142	1:46.259	2	0.546	1:46.061	2	2.959	1:48.588	2	7.836	1:51.425	2	7.614	1:47.612
61	6.299	1:47.439	61	5.846	1:46.611	16	1 LAP	1:58.345	40	1 LAP	1:56.764	61	8.318	1:47.220	61	7.630	1:47.146
28	1 LAP	2:01.090	26	21.086	1:47.993	61	5.954	1:46.765	61	7.646	1:47.867	40	1 LAP	1:55.579	40	1 LAP	1:55.874
26	20.157	1:48.503	95	22.032	1:48.290	99	1 LAP	1:57.406	16	1 LAP	1:57.702	16	1 LAP	1:57.898	26	27.340	1:48.921
95	20.806	1:48.542	28	1 LAP	2:01.370	26	22.580	1:48.151	99	1 LAP	1:55.769	99	1 LAP	1:55.456	95	27.968	1:49.119
9	34.869	1:49.802	9	37.391	1:49.586	95	23.210	1:47.835	26	24.208	1:47.803	26	26.253	1:48.593	99	1 LAP	1:57.325
117	35.750	1:51.477	117	38.641	1:49.955	19	2 LAPS	2:17.067	95	24.597	1:47.562	95	26.683	1:48.634	16	1 LAP	2:00.265
77	42.157	1:49.399	77	44.063	1:48.970	9	40.023	1:49.289	9	43.797	1:49.949	9	48.302	1:51.053	77	51.275	1:48.832
18	46.766	1:51.772	18	51.045	1:51.343	28	1 LAP	2:00.134	117	47.762	1:51.278	77	50.277	1:48.496	9	53.629	1:53.161
7	51.679	1:52.489	7	56.617	1:52.002	117	42.659	1:50.675	77	48.329	1:48.578	117	51.877	1:50.663	117	54.670	1:50.627
6	52.986	1:53.621	144	58.805	1:52.563	77	45.926	1:48.520	19	2 LAPS	2:14.513	18	1:04.604	1:51.035	18	1:09.200	1:52.430
144	53.306	1:53.403	6	59.312	1:53.390	18	55.625	1:51.237	28	1 LAP	1:59.939	28	1 LAP	1:59.873	7	1:20.244	1:53.436
75	53.528	1:53.806	75	59.518	1:53.054	7	1:01.476	1:51.516	18	1:00.117	1:50.667	7	1:14.642	1:53.423	28	1 LAP	1:59.384
49	1:01.108	1:52.964	49	1:06.857	1:52.813	144	1:01.918	1:49.770	144	1:07.425	1:51.682	75	1:19.114	1:54.137	6	1:28.618	1:56.003
20	1:02.773	1:54.386	20	1:08.799	1:53.090	6	1:04.757	1:52.102	7	1:07.767	1:52.466	6	1:20.449	1:55.099	49	1:29.839	1:52.359
140	1:03.438	1:56.155	140	1:09.859	1:53.485	75	1:05.129	1:52.268	75	1:11.525	1:52.571	49	1:25.314	1:52.769	75	1:33.275	2:01.995
60	1:03.719	1:55.184	60	1:10.226	1:53.571	49	1:12.960	1:52.760	6	1:11.898	1:53.316	19	2 LAPS	2:16.750	20	1:34.972	1:55.367
40	1:31.456	1:57.580	40	1:40.709	1:56.317	20	1:14.468	1:52.326	49	1:19.093	1:52.308	20	1:27.439	1:53.912	144	1:38.009	1:53.935
16	1:37.606	1:58.733				140	1:15.875	1:52.673	20	1:20.075	1:51.782	144	1:31.908	2:11.031	140	1:51.395	2:00.525
99	1:43.582	1:57.575				60	1:16.840	1:53.271	140	1:22.541	1:52.841	140	1:38.704	2:02.711	19	2 LAPS	2:14.755
19	1 LAP	2:20.281							60	1:23.170	1:52.505						

Session Start: 10:38:00 - Finish: 10:59:26
Weather/Track Conditions: Cloud/Dry
Circuit: Oulton Park International
Track Length: 4.332 Km - 2.6918 miles
Printed: 27-08-2018 - 11:03

MST
Results: www.mstworld.com. Live Timing: https://livetiming.getraceresults.com/mst. Email: timing@mstworld.com

Historic Sports Car Club

Oulton Park Gold Cup

Saturday 25th – Monday 27th August 2018

Results Booklet

Timing & Results by MST SYSTEMS Ltd.
www.mstworld.com

© MST SYSTEMS Ltd. 2018
The Haysfield, Spring Lane North, Malvern, Worcestershire WR14 1GF
tel: +44 (0)1684 560614 email: motorsport@mstworld.com

Oulton Park Circuit

Little Budworth, Tarporley, Cheshire CW69BW

www.oultonpark.co.uk

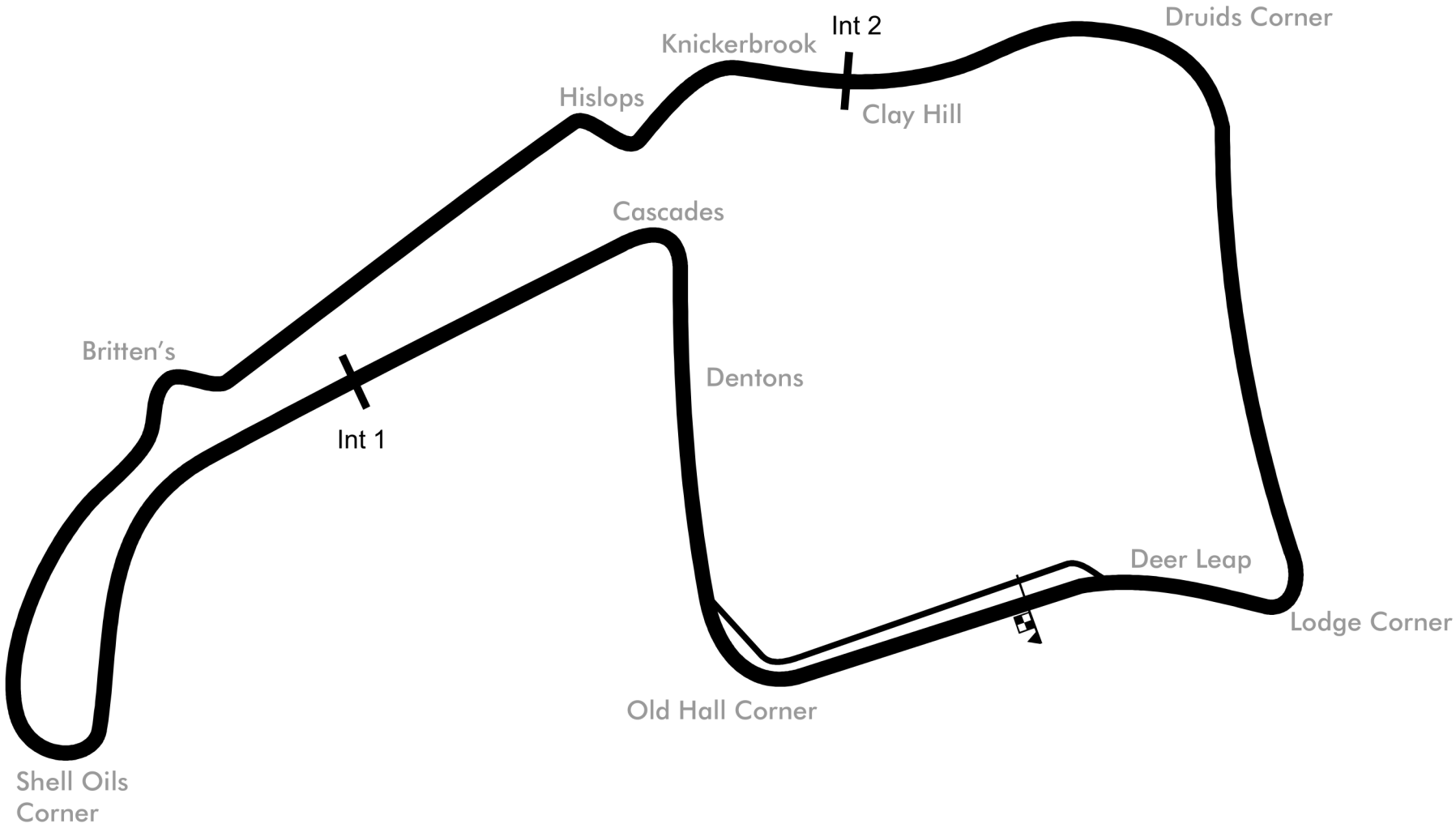

Circuit Length:	2.692 M / 4.332 km
Pit Lane:	200m, 12s @ 60km/h
Intermediate 1:	1.168 km
Intermediate 2:	3.077 km
Start line offset:	0 m

Oulton Park Gold Cup Historic Race Meeting - 25 - 27 Aug 2018

HSCC Historic Road Sports supported by Witchampton Garage

Qualifying for Race 2 - Classification

Sheet No:

POS	NO	DRIVER/S	CLASS	CLASS POS	CAR MAKE / MODEL	TIME	ON	LAPS	GAP	DIFF	MPH
1	26	John Davison	C	1	Lotus Elan S1	2:17.128	6	6			70.67
2	98	Kevin Kivlochan	A	1	Morgan Plus 8	2:17.306	4	7	0.178	0.178	70.58
3	2	Peter Garland	A	2	Morgan Plus 8	2:19.145	4	6	2.017	1.839	69.64
4	11	Richard Plant	A	3	Morgan Plus 8	2:21.221	4	6	4.093	2.076	68.62
5	84	Ian Burford	C	2	Ginetta G4	2:25.762	4	5	8.634	4.541	66.48
6	46	Paul Tooms	C	3	Turner Mk3	2:25.940	5	6	8.812	0.178	66.40
7	4	Bruce Stapleton	A	4	Morgan Plus 8	2:26.502	5	6	9.374	0.562	66.15
8	78	Jonathon Rushton	B	1	Morgan Plus 4	2:30.123	6	6	12.995	3.621	64.55
9	70	Keiron Baillie	C	4	Lotus Seven S3	2:31.203	4	6	14.075	1.080	64.09
10	33	Paul Kennelly	G	1	Jaguar XK150S	2:32.247	6	6	15.119	1.044	63.65
11	8	Patrick Ward-Booth	C	5	Ginetta G4	2:33.353	5	6	16.225	1.106	63.19
12	38	James Owen	B	2	Triumph TR5	2:34.211	6	6	17.083	0.858	62.84
13	66	Jonathan Stringer	C	6	Lotus Seven S2	2:34.672	6	6	17.544	0.461	62.65
14	177	Barry Davison	C	7	Lotus Elan S3	2:37.642	5	5	20.514	2.970	61.47
15	101	Peter Bowyer	G	2	MGB	2:38.506	5	6	21.378	0.864	61.14
16	14	Chris Holland	G	3	Lotus Seven S4	2:39.590	5	6	22.462	1.084	60.72
17	91	Richard Owen	F	1	Triumph TR2	2:41.775	6	6	24.647	2.185	59.90
18	17	Adam Simmonds	A	5	Ford Mustang	2:42.334	6	6	25.206	0.559	59.69
19	53	Adrian Gilbert	C	8	Lotus Elan S3	2:43.352	5	6	26.224	1.018	59.32
20	7	Teifion Salisbury	C	9	Lotus Seven S2	2:46.710	6	6	29.582	3.358	58.13
21	99	Stephen Chapman	G	4	Sunbeam Harrington	2:47.094	4	6	29.966	0.384	57.99
22	21	Peter Chappell	E	1	Austin Healey Sprite Mk1	2:59.297	5	5	42.169	12.203	54.05

Cars 2 & 26 require working transponders - Regulation Q12.2.1 refers.
A 30 second penalty will be applied if not working in the race.

Session Start: 12:07:43 - Finish: 12:22:42
Weather/Track Conditions: Bright/Wet
Circuit: Oulton Park International
Track Length: 4.332 Km - 2.6918 miles

These results are provisional until the conclusion of any judicial and technical matters.

Clerk of the Course:	Timekeeper:	Issued at:
Julian Floyd	Nick Palmer	

Oulton Park Gold Cup Historic Race Meeting - 25 - 27 Aug 2018

HSCC Historic Road Sports supported by Witchampton Garage

Qualifying for Race 2 - Sector Analysis

2 Peter Garland (A) — Morgan Plus 8

lap	Sect-1	Speed	Sect-2	Speed	Sect-3	Speed	Laptime	Pit	lap	Sect-1	Speed	Sect-2	Speed	Sect-3	Speed	Laptime	Pit
1							2:25.325		4							2:19.145	
2							2:22.421		5							2:19.465	
3							2:21.422		6							2:20.179	

4 Bruce Stapleton (A) — Morgan Plus 8

lap	Sect-1	Speed	Sect-2	Speed	Sect-3	Speed	Laptime	Pit	lap	Sect-1	Speed	Sect-2	Speed	Sect-3	Speed	Laptime	Pit
1	Out	75.9	1:17.437	77.1	41.532	86.7	2:37.750		4	36.934	94.8	1:10.586	80.0	40.159	86.5	2:27.679	
2	38.108	87.6	1:12.164	82.0	41.561	88.3	2:31.833		5	36.321	92.7	1:09.764	79.8	40.417	86.3	2:26.502	
3	36.788	92.5	1:11.199	82.1	39.903	88.3	2:27.890		6	36.858	92.6	1:10.203	81.8	39.925	88.6	2:26.986	

7 Teifion Salisbury (C) — Lotus Seven S2

lap	Sect-1	Speed	Sect-2	Speed	Sect-3	Speed	Laptime	Pit	lap	Sect-1	Speed	Sect-2	Speed	Sect-3	Speed	Laptime	Pit
1	Out	78.4	1:28.192	60.8	51.388	70.1	3:00.828		4	42.332	84.8	1:20.000	61.8	48.537	75.9	2:50.869	
2	42.833	87.2	1:22.671	63.5	51.582	71.8	2:57.086		5	58.932	79.8	1:18.533	66.7	45.980	78.5	3:03.445	
3	43.602	87.5	1:20.016	66.1	49.094	77.3	2:52.712		6	41.827	86.3	1:17.755	65.4	47.128	79.2	2:46.710	

8 Patrick Ward-Booth (C) — Ginetta G4

lap	Sect-1	Speed	Sect-2	Speed	Sect-3	Speed	Laptime	Pit	lap	Sect-1	Speed	Sect-2	Speed	Sect-3	Speed	Laptime	Pit
1	Out	77.6	1:15.726	71.4	46.434	79.2	2:40.933		4	38.444	88.1	1:13.429	79.4	42.626	87.1	2:34.499	
2	39.160	88.3	1:16.658	68.6	46.563	81.6	2:42.381		5	37.729	85.8	1:12.491	71.7	43.133	83.6	2:33.353	
3	38.968	88.5	1:14.781	74.8	44.406	87.1	2:38.155		6	38.178	84.5	1:13.445	70.8	44.025	79.4	2:35.648	

11 Richard Plant (A) — Morgan Plus 8

lap	Sect-1	Speed	Sect-2	Speed	Sect-3	Speed	Laptime	Pit	lap	Sect-1	Speed	Sect-2	Speed	Sect-3	Speed	Laptime	Pit
1	Out	80.6	1:17.537	73.3	41.798	92.6	2:35.531		4	34.142	99.2	1:07.364	83.7	39.715	90.7	2:21.221	
2	35.808	89.8	1:11.587	76.2	39.687	91.7	2:27.082		5	34.116	100.1	1:08.779	82.3	39.413	92.3	2:22.308	
3	34.590	101.6	1:09.556	77.2	39.751	93.0	2:23.897	D	6	34.106	100.1	1:10.311	68.5			2:35.954	

14 Chris Holland (G) — Lotus Seven S4

lap	Sect-1	Speed	Sect-2	Speed	Sect-3	Speed	Laptime	Pit	lap	Sect-1	Speed	Sect-2	Speed	Sect-3	Speed	Laptime	Pit
1	Out	90.1	2:24.658	57.7	46.467	82.1	3:48.652		4	45.486	79.6	1:18.455	71.0	46.640	82.5	2:50.581	
2	38.738	89.8	1:18.359	72.4	45.981	81.4	2:43.078		5	40.100	94.0	1:15.761	73.8	43.729	83.4	2:39.590	
3	40.502	88.7	1:19.590	70.2	48.863	54.1	2:48.955		6	39.495	90.6	1:17.023	76.2	44.118	85.4	2:40.636	

17 Adam Simmonds (A) — Ford Mustang

lap	Sect-1	Speed	Sect-2	Speed	Sect-3	Speed	Laptime	Pit	lap	Sect-1	Speed	Sect-2	Speed	Sect-3	Speed	Laptime	Pit
1	Out	79.0	1:24.818	66.1	47.820	76.7	2:54.712		4	39.850	87.8	1:18.710	68.9	45.517	79.4	2:44.077	
2	40.626	82.4	1:20.340	67.6	46.606	78.2	2:47.572		5	42.609	86.5	1:17.976	64.8	45.319	79.4	2:45.904	
3	40.989	82.9	1:20.032	67.9	45.709	78.5	2:46.730		6	40.009	86.8	1:17.374	71.3	44.951	78.0	2:42.334	

21 Peter Chappell (E) — Austin Healey Sprite Mk1

lap	Sect-1	Speed	Sect-2	Speed	Sect-3	Speed	Laptime	Pit	lap	Sect-1	Speed	Sect-2	Speed	Sect-3	Speed	Laptime	Pit
1	Out	66.1	1:29.019	61.4	52.089	72.8	3:10.154		4	44.842	73.3	1:25.620	61.6	49.269	74.0	2:59.731	
2	44.781	76.7	1:27.028	62.0	51.201	69.3	3:03.010		5	44.372	80.9	1:24.137	66.3	50.788	69.4	2:59.297	
3	45.710	76.5	1:28.708	64.2	50.862	71.9	3:05.280		6								

26 John Davison (C) — Lotus Elan S1

lap	Sect-1	Speed	Sect-2	Speed	Sect-3	Speed	Laptime	Pit	lap	Sect-1	Speed	Sect-2	Speed	Sect-3	Speed	Laptime	Pit
1							2:22.204		4							2:20.515	
2							2:32.836		5							2:23.469	
3							2:19.886		6							2:17.128	

33 Paul Kennelly (G) — Jaguar XK150S

lap	Sect-1	Speed	Sect-2	Speed	Sect-3	Speed	Laptime	Pit	lap	Sect-1	Speed	Sect-2	Speed	Sect-3	Speed	Laptime	Pit
1	Out	79.3	1:20.189	70.7	45.773	85.3	2:45.283		4	37.245	96.0	1:14.443	78.0	42.635	89.3	2:34.323	
2	38.186	94.4	1:16.103	66.6	44.455	88.0	2:38.744		5	37.134	97.5	1:13.319	80.9	42.613	89.0	2:33.066	
3	38.687	90.1	1:15.352	77.7	43.387	88.9	2:37.426		6	36.570	97.2	1:13.043	78.4	42.634	81.6	2:32.247	

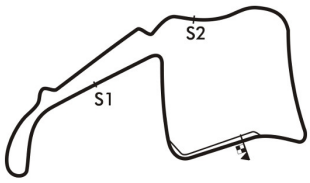

Session Start: 12:07:43 - Finish: 12:22:42
Weather/Track Conditions: Bright/Wet
Circuit: Oulton Park International
Track Length: 4.332 Km - 2.6918 miles
Printed: 25-08-2018 - 12:29

MST

Oulton Park Gold Cup Historic Race Meeting - 25 - 27 Aug 2018

HSCC Historic Road Sports supported by Witchampton Garage

Qualifying for Race 2 - Sector Analysis

38	James Owen (B)								Triumph TR5								
lap	Sect-1	Speed	Sect-2	Speed	Sect-3	Speed	Laptime	Pit	lap	Sect-1	Speed	Sect-2	Speed	Sect-3	Speed	Laptime	Pit
1	Out	78.8	1:21.353	69.2	47.807	71.0	2:49.942		4	38.352	86.7	1:16.907	65.7	46.615	78.1	2:41.874	
2	39.312	85.3	1:14.737	70.7	43.721	78.4	2:37.770		5	38.488	87.3	1:14.393	73.1	42.688	79.8	2:35.569	
3	38.708	87.1	1:15.481	72.4	43.084	79.8	2:37.273		6	38.116	88.4	1:13.528	73.0	42.567	77.3	2:34.211	

46	Paul Tooms (C)								Turner Mk3								
lap	Sect-1	Speed	Sect-2	Speed	Sect-3	Speed	Laptime	Pit	lap	Sect-1	Speed	Sect-2	Speed	Sect-3	Speed	Laptime	Pit
1	Out	83.3	1:13.568	74.0	43.100	85.5	2:33.755		4	36.506	95.1	1:10.804	80.8	41.298	87.2	2:28.608	
2	37.724	89.4	1:13.139	73.5	42.403	87.3	2:33.266		5	36.306	92.5	1:09.354	81.1	40.280	89.4	2:25.940	
3	36.727	90.4	1:12.558	72.5	42.468	84.7	2:31.753	D	6	35.602	94.3	1:22.457	74.6	41.320	86.3	2:39.379	

53	Adrian Gilbert (C)								Lotus Elan S3								
lap	Sect-1	Speed	Sect-2	Speed	Sect-3	Speed	Laptime	Pit	lap	Sect-1	Speed	Sect-2	Speed	Sect-3	Speed	Laptime	Pit
1	Out	71.0	1:20.820	70.8	46.127	79.1	2:48.202		4	40.574	85.8	1:17.124	72.9	46.720	77.3	2:44.418	
2	41.916	80.0	1:16.909	73.0	44.935	80.4	2:43.760		5	40.398	85.8	1:18.067	74.4	44.887	81.6	2:43.352	
3	40.587	85.5	1:17.371	73.4	45.579	82.6	2:43.537		6	39.822	89.5	1:19.144	68.1	47.214	80.1	2:46.180	

66	Jonathan Stringer (C)								Lotus Seven S2								
lap	Sect-1	Speed	Sect-2	Speed	Sect-3	Speed	Laptime	Pit	lap	Sect-1	Speed	Sect-2	Speed	Sect-3	Speed	Laptime	Pit
1	Out	82.6	1:19.216	72.9	46.629	74.3	2:43.051		4	38.313	92.0	1:13.269	73.2	43.449	82.2	2:35.031	
2	38.958	91.8	1:14.509	74.2	44.645	81.5	2:38.112		5	39.441	91.0	1:13.248	77.1	42.783	78.7	2:35.472	
3	38.437	92.2	1:15.930	75.9	43.390	81.8	2:37.757		6	39.057	90.3	1:12.447	75.1	43.168	81.0	2:34.672	

70	Keiron Baillie (C)								Lotus Seven S3								
lap	Sect-1	Speed	Sect-2	Speed	Sect-3	Speed	Laptime	Pit	lap	Sect-1	Speed	Sect-2	Speed	Sect-3	Speed	Laptime	Pit
1	Out	87.0	1:17.291	70.7	43.494	82.0	2:39.040		4	37.700	91.5	1:12.191	75.8	41.312	84.5	2:31.203	
2	38.872	87.6	1:15.069	74.8	43.572	82.7	2:37.513		5	38.078	88.4	1:13.843	70.2	42.953	82.1	2:34.874	
3	38.026	92.5	1:12.562	73.4	42.986	84.7	2:33.574		6	38.777	89.9	1:14.450	73.0	41.767	81.5	2:34.994	

78	Jonathon Rushton (B)								Morgan Plus 4								
lap	Sect-1	Speed	Sect-2	Speed	Sect-3	Speed	Laptime	Pit	lap	Sect-1	Speed	Sect-2	Speed	Sect-3	Speed	Laptime	Pit
1	Out	86.2	1:17.162	71.6	44.252	81.5	2:39.228		4	36.628	94.4	1:12.512	78.6	41.172	88.1	2:30.312	
2	38.587	91.8	1:14.690	73.2	44.455	80.6	2:37.732		5	36.094	94.5	1:13.355	79.9	41.164	86.5	2:30.613	
3	36.994	94.8	1:14.496	74.2	42.904	86.4	2:34.394		6	36.934	94.3	1:12.269	80.1	40.920	86.8	2:30.123	

84	Ian Burford (C)								Ginetta G4								
lap	Sect-1	Speed	Sect-2	Speed	Sect-3	Speed	Laptime	Pit	lap	Sect-1	Speed	Sect-2	Speed	Sect-3	Speed	Laptime	Pit
1	Out	86.9	1:14.464	79.1	54.000	76.5	2:46.409		4	35.524	95.5	1:10.324	82.2	39.914	89.6	2:25.762	
2	36.756	95.5	1:31.811	72.4	46.464	80.3	2:55.031		5	35.575	96.0	1:10.537	81.0	40.633	86.2	2:26.745	
3	39.232	91.1	1:13.162	78.8	41.165	87.1	2:33.559		6								

91	Richard Owen (F)								Triumph TR2								
lap	Sect-1	Speed	Sect-2	Speed	Sect-3	Speed	Laptime	Pit	lap	Sect-1	Speed	Sect-2	Speed	Sect-3	Speed	Laptime	Pit
1	Out	73.4	1:25.220	68.3	49.237	70.7	2:55.934		4	39.473	86.5	1:19.859	70.2	44.955	80.3	2:44.287	
2	40.176	84.0	1:19.076	72.9	1:06.433	63.1	3:05.685		5	40.539	83.0	1:19.216	71.9	44.968	81.5	2:44.723	
3	42.906	85.5	1:20.034	70.3	46.659	80.2	2:49.599		6	39.259	84.7	1:18.196	72.6	44.320	79.4	2:41.775	

98	Kevin Kivlochan (A)								Morgan Plus 8								
lap	Sect-1	Speed	Sect-2	Speed	Sect-3	Speed	Laptime	Pit	lap	Sect-1	Speed	Sect-2	Speed	Sect-3	Speed	Laptime	Pit
1	Out	92.1	1:14.228	78.8	40.199	95.2	2:30.104		5	34.918	103.2	1:09.202	84.2	39.332	94.5	2:23.452	
2	34.312	99.8	1:08.906	86.2	39.031	94.8	2:22.249		6	38.268	94.9	1:07.850	86.5	38.041	99.3	2:24.159	
3	33.575	104.3	1:07.550	86.5	37.841	96.7	2:18.966		7	34.040	102.7	1:11.771	76.0	40.947	95.1	2:26.758	
4	32.928	104.3	1:06.411	89.1	37.967	95.8	2:17.306		8								

99	Stephen Chapman (G)								Sunbeam Harrington								
lap	Sect-1	Speed	Sect-2	Speed	Sect-3	Speed	Laptime	Pit	lap	Sect-1	Speed	Sect-2	Speed	Sect-3	Speed	Laptime	Pit
1	Out	73.0	1:25.157	63.1	49.684	73.7	2:56.413		4	41.827	83.4	1:19.109	72.4	46.158	72.6	2:47.094	
2	42.303	79.4	1:20.331	65.9	47.989	72.7	2:50.623		5	42.032	80.5	1:19.906	70.6	46.135	73.6	2:48.073	
3	42.553	78.8	1:20.392	68.7	46.142	74.6	2:49.087		6	41.915	79.6	1:22.388	64.1	48.451	68.6	2:52.754	

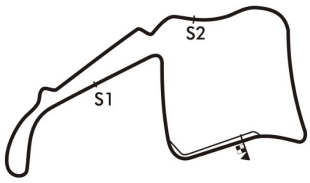

Session Start: 12:07:43 - Finish: 12:22:42
Weather/Track Conditions: Bright/Wet
Circuit: Oulton Park International
Track Length: 4.332 Km - 2.6918 miles
Printed: 25-08-2018 - 12:29

Oulton Park Gold Cup Historic Race Meeting - 25 - 27 Aug 2018

HSCC Historic Road Sports supported by Witchampton Garage

Qualifying for Race 2 - Sector Analysis

101	Peter Bowyer (G)								MGB							
lap	Sect-1	Speed	Sect-2	Speed	Sect-3	Speed	Laptime	Pit	lap	Sect-1	Speed	Sect-2	Speed	Sect-3	Speed	Laptime	Pit
1	Out	76.9	1:21.979	66.5	50.759	78.2	2:54.453		4	40.497	88.7	1:17.096	71.6	45.466	78.2	2:43.059	
2	41.233	84.4	1:18.806	68.7	45.483	79.1	2:45.522		5	38.991	89.9	1:15.503	71.9	44.012	77.6	2:38.506	
3	40.669	80.9	1:18.936	71.1	44.748	77.9	2:44.353		6	40.891	87.1	1:19.234	72.2	47.220	78.9	2:47.345	

177	Barry Davison (C)								Lotus Elan S3							
lap	Sect-1	Speed	Sect-2	Speed	Sect-3	Speed	Laptime	Pit	lap	Sect-1	Speed	Sect-2	Speed	Sect-3	Speed	Laptime	Pit
1	Out	89.2	1:19.300	74.3	50.551	81.7	2:52.144		4	45.255	90.4	1:20.465	74.7	46.824	90.4	2:52.544	
2	39.536	89.8	1:16.743	71.5	46.582	84.4	2:42.861		5	38.787	94.7	1:14.284	78.2	44.571	83.0	2:37.642	
3	38.179	94.3	1:15.260	77.8	44.883	83.4	2:38.322		6								

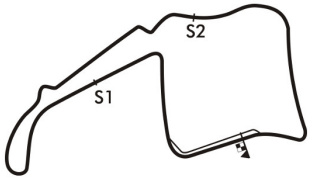

Session Start: 12:07:43 - Finish: 12:22:42
Weather/Track Conditions: Bright/Wet
Circuit: Oulton Park International
Track Length: 4.332 Km - 2.6918 miles
Printed: 25-08-2018 - 12:29

Oulton Park Gold Cup Historic Race Meeting - 25 - 27 Aug 2018

HSCC Historic Road Sports supported by Witchampton Garage

Qualifying for Race 2 - Best Sector Times

	SECTOR 1			SECTOR 2			SECTOR 3		
	NO	TIME	LAP	NO	TIME	LAP	NO	TIME	LAP
1	98	32.928	4	98	1:06.411	4	98	37.841	3
2	11	34.106	6	11	1:07.364	4	11	39.413	5
3	84	35.511	6	46	1:09.354	5	4	39.903	3
4	46	35.602	6	4	1:09.764	5	84	39.914	4
5	78	36.094	5	84	1:10.324	4	46	40.280	5
6	4	36.321	5	70	1:12.191	4	78	40.920	6
7	33	36.570	6	78	1:12.269	6	70	41.312	4
8	70	37.700	4	66	1:12.447	6	38	42.567	6
9	8	37.729	5	8	1:12.491	5	33	42.613	5
10	38	38.116	6	33	1:13.043	6	8	42.626	4
11	177	38.179	3	38	1:13.528	6	66	42.783	5
12	66	38.313	4	177	1:14.284	5	14	43.729	5
13	14	38.738	2	101	1:15.503	5	101	44.012	5
14	101	38.991	5	14	1:15.761	5	91	44.320	6
15	91	39.259	6	53	1:16.909	2	177	44.571	5
16	53	39.822	6	17	1:17.374	6	53	44.887	5
17	17	39.850	4	7	1:17.755	6	17	44.951	6
18	7	41.827	6	91	1:18.196	6	7	45.980	5
19	99	41.827	4	99	1:19.109	4	99	46.135	5
20	21	44.372	5	21	1:24.137	5	21	49.269	4
21	2			2			2		
22	26			26			26		

IDEAL / BEST LAP COMPARISON

NO	NAME	BEST	IN	IDEAL	DIFF
26	John Davison	2:17.128	6		+
98	Kevin Kivlochan	2:17.306	4	2:17.180	+0.126
2	Peter Garland	2:19.145	4		+
11	Richard Plant	2:21.221	4	2:20.883	+0.338
84	Ian Burford	2:25.762	4	2:25.749	+0.013
46	Paul Tooms	2:25.940	5	2:25.236	+0.704
4	Bruce Stapleton	2:26.502	5	2:25.988	+0.514
78	Jonathon Rushton	2:30.123	6	2:29.283	+0.840
70	Keiron Baillie	2:31.203	4	2:31.203	+0.000
33	Paul Kennelly	2:32.247	6	2:32.226	+0.021
8	Patrick Ward-Booth	2:33.353	5	2:32.846	+0.507
38	James Owen	2:34.211	6	2:34.211	+0.000
66	Jonathan Stringer	2:34.672	6	2:33.543	+1.129
177	Barry Davison	2:37.642	5	2:37.034	+0.608
101	Peter Bowyer	2:38.506	5	2:38.506	+0.000
14	Chris Holland	2:39.590	5	2:38.228	+1.362
91	Richard Owen	2:41.775	6	2:41.775	+0.000
17	Adam Simmonds	2:42.334	6	2:42.175	+0.159
53	Adrian Gilbert	2:43.352	5	2:41.618	+1.734
7	Teifion Salisbury	2:46.710	6	2:45.562	+1.148
99	Stephen Chapman	2:47.094	4	2:47.071	+0.023
21	Peter Chappell	2:59.297	5	2:57.778	+1.519

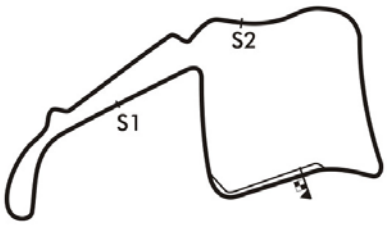

Session Start: 12:07:43 - Finish: 12:22:42
Weather/Track Conditions: Bright/Wet
Circuit: Oulton Park International
Track Length: 4.332 Km - 2.6918 miles

Printed: 25-08-2018 - 12:29

Oulton Park Gold Cup Historic Race Meeting - 25 - 27 Aug 2018

HSCC Historic Road Sports supported by Witchampton Garage

Qualifying for Race 2 - Best Sector Speeds

	NO	SECTOR 1	MPH	NO	SECTOR 2	MPH	NO	SECTOR 3	MPH
1	98	Kevin Kivlochan	104.3	98	Kevin Kivlochan	89.1	98	Kevin Kivlochan	99.3
2	11	Richard Plant	101.6	11	Richard Plant	83.7	11	Richard Plant	93.0
3	33	Paul Kennelly	97.5	84	Ian Burford	83.2	177	Barry Davison	90.4
4	84	Ian Burford	96.0	4	Bruce Stapleton	82.1	84	Ian Burford	89.6
5	46	Paul Tooms	95.1	46	Paul Tooms	81.1	46	Paul Tooms	89.4
6	4	Bruce Stapleton	94.9	33	Paul Kennelly	80.9	33	Paul Kennelly	89.3
7	78	Jonathon Rushton	94.8	78	Jonathon Rushton	80.1	4	Bruce Stapleton	88.6
8	177	Barry Davison	94.7	8	Patrick Ward-Booth	79.4	78	Jonathon Rushton	88.1
9	14	Chris Holland	94.0	177	Barry Davison	78.2	8	Patrick Ward-Booth	87.1
10	70	Keiron Baillie	92.5	66	Jonathan Stringer	77.1	14	Chris Holland	85.4
11	66	Jonathan Stringer	92.2	14	Chris Holland	76.2	70	Keiron Baillie	84.7
12	101	Peter Bowyer	89.9	70	Keiron Baillie	75.8	53	Adrian Gilbert	82.6
13	53	Adrian Gilbert	89.5	53	Adrian Gilbert	74.4	66	Jonathan Stringer	82.2
14	8	Patrick Ward-Booth	88.5	38	James Owen	73.1	91	Richard Owen	81.5
15	38	James Owen	88.4	91	Richard Owen	72.9	38	James Owen	79.8
16	17	Adam Simmonds	87.8	99	Stephen Chapman	72.4	17	Adam Simmonds	79.4
17	7	Teifion Salisbury	87.5	101	Peter Bowyer	72.2	7	Teifion Salisbury	79.2
18	91	Richard Owen	86.5	17	Adam Simmonds	71.3	101	Peter Bowyer	79.1
19	99	Stephen Chapman	83.4	7	Teifion Salisbury	66.7	99	Stephen Chapman	74.6
20	21	Peter Chappell	80.9	21	Peter Chappell	66.3	21	Peter Chappell	74.0
21	2	Peter Garland	0.0	2	Peter Garland	0.0	2	Peter Garland	0.0
22	26	John Davison	0.0	26	John Davison	0.0	26	John Davison	0.0

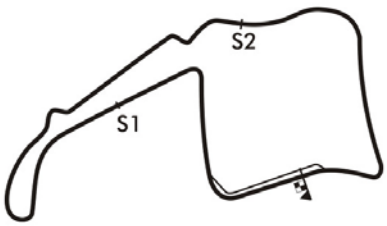

Session Start: 12:07:43 - Finish: 12:22:42
Weather/Track Conditions: Bright/Wet
Circuit: Oulton Park International
Track Length: 4.332 Km - 2.6918 miles

Printed: 25-08-2018 - 12:29

Oulton Park Gold Cup Historic Race Meeting - 25 - 27 Aug 2018

HSCC Historic Road Sports supported by Witchampton Garage

Race 2 - Starting Grid

Sheet No:

Start Time : 12:40 - Heat Duration : 20 Minutes

ROW							
11	21	99	Stephen Chapman	22	21	Peter Chappell
10	19	53	Adrian Gilbert	20	7	Teifion Salisbury
9	17	91	Richard Owen	18	17	Adam Simmonds
8	15	101	Peter Bowyer	16	14	Chris Holland
7	13	66	Jonathan Stringer	14	177	Barry Davison
6	11	8	Patrick Ward-Booth	12	38	James Owen
5	9	70	Keiron Baillie	10	33	Paul Kennelly
4	7	4	Bruce Stapleton	8	78	Jonathon Rushton
3	5	84	Ian Burford	6	46	Paul Tooms
2	3	2	Peter Garland	4	11	Richard Plant
1	1	26	John Davison	2	98	Kevin Kivlochan

Pole Right

Circuit: Oulton Park International
Track Length: 4.332 Km - 2.6918 miles

These results are provisional until the conclusion of any judicial and technical matters.

Clerk of the Course:	Timekeeper:	Issued at:
Julian Floyd	Nick Palmer	

Oulton Park Gold Cup Historic Race Meeting - 25 - 27 Aug 2018

HSCC Historic Road Sports supported by Witchampton Garage

Race 2 - Classification

Sheet No:

POS	NO	DRIVER/S	CLASS	CLASS POS	CAR MAKE / MODEL	TIME	LAPS	GAP	DIFF	MPH	BEST	ON
1	26	John Davison	C	1	Lotus Elan S1	17:14.684	7	-- 7 laps --		65.55	2:24.482	5
2	46	Paul Tooms	C	2	Turner Mk3	17:15.764	7	1.080	1.080	65.49	2:24.503	6
3	98	Kevin Kivlochan	A	1	Morgan Plus 8	17:19.980	7	5.296	4.216	65.22	2:24.174	6
4	2	Peter Garland	A	2	Morgan Plus 8	17:22.458	7	7.774	2.478	65.07	2:23.444	6
5	4	Bruce Stapleton	A	3	Morgan Plus 8	18:27.997	7	1:13.313	1:05.539	61.22	2:33.166	7
6	33	Paul Kennelly	G	1	Jaguar XK150S	18:46.153	7	1:31.469	18.156	60.23	2:36.986	7
7	78	Jonathon Rushton	B	1	Morgan Plus 4	18:46.490	7	1:31.806	0.337	60.21	2:36.693	7
8	177	Barry Davison	C	3	Lotus Elan S3	19:05.864	7	1:51.180	19.374	59.20	2:39.403	4
9	8	Patrick Ward-Booth	C	4	Ginetta G4	19:10.401	7	1:55.717	4.537	58.96	2:36.603	7
10	66	Jonathan Stringer	C	5	Lotus Seven S2	19:14.673	7	1:59.989	4.272	58.74	2:40.620	6
11	101	Peter Bowyer	G	2	MGB	19:20.155	7	2:05.471	5.482	58.46	2:40.847	3
12	70	Keiron Baillie	C	6	Lotus Seven S3	19:31.290	7	2:16.606	11.135	57.91	2:38.261	3
13	99	Stephen Chapman	G	3	Sunbeam Harrington	19:41.206	7	2:26.522	9.916	57.42	2:41.962	7
14	53	Adrian Gilbert	C	7	Lotus Elan S3	19:45.277	7	2:30.593	4.071	57.23	2:43.826	6
15	38	James Owen	B	2	Triumph TR5	19:47.299	7	2:32.615	2.022	57.13	2:43.917	7
16	91	Richard Owen	F	1	Triumph TR2	17:26.721	6	-- 6 laps --	23.339	55.54	2:48.386	5
17	7	Teifion Salisbury	C	8	Lotus Seven S2	17:35.721	6	9.000	9.000	55.07	2:46.730	5
18	17	Adam Simmonds	A	4	Ford Mustang	17:42.907	6	16.186	7.186	54.70	2:49.882	4
19	21	Peter Chappell	E	1	Austin Healey Sprite	17:39.059	5	-- 5 laps --	2:47.587	45.75	3:26.213	2

---------- NOT CLASSIFIED ----------

DNF	84	Ian Burford	C	Ginetta G4	
DNF	14	Chris Holland	G	Lotus Seven S4	

---------- FASTEST LAP SUMMARY ----------

NO	DRIVER/S	CLASS	CAR MAKE / MODEL	FASTEST LAP	ON	MPH
2	Peter Garland	A	Morgan Plus 8	2:23.444	6	67.56
26	John Davison	C	Lotus Elan S1	2:24.482	5	67.07
78	Jonathon Rushton	B	Morgan Plus 4	2:36.693	7	61.84
33	Paul Kennelly	G	Jaguar XK150S	2:36.986	7	61.73
91	Richard Owen	F	Triumph TR2	2:48.386	5	57.55
21	Peter Chappell	E	Austin Healey Sprite Mk1	3:26.213	2	46.99

Car 11 - non starter.

Session Start: 12:41:50 - Finish: 12:59:04
Weather/Track Conditions: Rain/Wet
Circuit: Oulton Park International
Track Length: 4.332 Km - 2.6918 miles

These results are provisional until the conclusion of any judicial and technical matters.

Clerk of the Course:	Timekeeper:	Issued at:
Julian Floyd	Nick Palmer	

Oulton Park Gold Cup Historic Race Meeting - 25 - 27 Aug 2018

HSCC Historic Road Sports supported by Witchampton Garage

Race 2 - Sector Analysis

2 Peter Garland (A) — Morgan Plus 8

lap	Sect-1	Speed	Sect-2	Speed	Sect-3	Speed	Laptime	Pit	lap	Sect-1	Speed	Sect-2	Speed	Sect-3	Speed	Laptime	Pit
1		82.2	1:12.935	76.1	42.207	82.1	2:40.808		5	36.872	94.8	1:08.330	85.4	39.502	92.2	2:24.704	
2	39.429	91.0	1:11.702	77.8	40.983	89.2	2:32.114		6	35.944	97.7	1:08.753	86.2	38.747	93.2	2:23.444	
3	38.116	86.6	1:10.753	84.0	40.029	90.8	2:28.898		7	36.961	95.1	1:08.217	79.1	40.373	94.4	2:25.551	
4	37.445	92.0	1:10.246	87.0	39.248	92.5	2:26.939		8								

4 Bruce Stapleton (A) — Morgan Plus 8

lap	Sect-1	Speed	Sect-2	Speed	Sect-3	Speed	Laptime	Pit	lap	Sect-1	Speed	Sect-2	Speed	Sect-3	Speed	Laptime	Pit
1		76.4	1:16.927	71.5	44.706	85.2	2:50.940		5	39.390	88.9	1:13.860	77.0	42.387	86.2	2:35.637	
2	40.033	79.0	1:16.508	77.2	42.991	83.1	2:39.532		6	39.204	85.6	1:13.672	77.6	42.210	87.3	2:35.086	
3	39.754	83.6	1:14.068	74.9	43.407	85.8	2:37.229		7	38.249	90.3	1:12.776	76.2	42.141	82.6	2:33.166	
4	39.566	85.0	1:14.378	75.7	42.463	87.4	2:36.407		8								

7 Teifion Salisbury (C) — Lotus Seven S2

lap	Sect-1	Speed	Sect-2	Speed	Sect-3	Speed	Laptime	Pit	lap	Sect-1	Speed	Sect-2	Speed	Sect-3	Speed	Laptime	Pit
1		73.3	1:25.053	56.1	52.986	71.2	3:19.638		4	42.266	85.8	1:19.724	58.9	47.429	78.0	2:49.419	
2	44.222	84.5	1:22.887	64.9	50.272	75.4	2:57.381		5	42.585	87.6	1:17.431	71.8	46.714	77.7	2:46.730	
3	43.624	84.0	1:21.295	64.4	48.603	78.0	2:53.522		6	42.618	83.6	1:18.955	75.1	47.458	78.0	2:49.031	

8 Patrick Ward-Booth (C) — Ginetta G4

lap	Sect-1	Speed	Sect-2	Speed	Sect-3	Speed	Laptime	Pit	lap	Sect-1	Speed	Sect-2	Speed	Sect-3	Speed	Laptime	Pit
1		71.3	1:19.913	67.6	46.633	74.3	2:59.719		5	40.600	77.8	1:18.123	66.6	47.807	74.0	2:46.530	
2	41.036	75.0	1:17.668	64.9	45.750	76.9	2:44.454		6	40.418	78.5	1:15.641	76.0	43.311	81.6	2:39.370	
3	40.860	74.5	1:15.772	66.8	45.185	74.3	2:41.817		7	39.309	85.6	1:14.367	75.3	42.927	78.7	2:36.603	
4	40.530	78.9	1:17.270	71.5	44.108	76.8	2:41.908		8								

14 Chris Holland (G) — Lotus Seven S4

lap	Sect-1	Speed	Sect-2	Speed	Sect-3	Speed	Laptime	Pit	lap	Sect-1	Speed	Sect-2	Speed	Sect-3	Speed	Laptime	Pit

17 Adam Simmonds (A) — Ford Mustang

lap	Sect-1	Speed	Sect-2	Speed	Sect-3	Speed	Laptime	Pit	lap	Sect-1	Speed	Sect-2	Speed	Sect-3	Speed	Laptime	Pit
1		71.3	1:25.147	66.3	52.126	70.1	3:17.593		4	42.179	87.2	1:20.253	73.4	47.450	73.3	2:49.882	
2	44.719	77.6	1:23.217	67.6	49.261	71.3	2:57.197		5	42.305	87.6	1:21.624	70.0	48.464	74.1	2:52.393	
3	44.643	81.2	1:21.665	69.5	48.099	75.6	2:54.407		6	43.364	79.3	1:21.055	69.0	47.016	71.7	2:51.435	

21 Peter Chappell (E) — Austin Healey Sprite Mk1

lap	Sect-1	Speed	Sect-2	Speed	Sect-3	Speed	Laptime	Pit	lap	Sect-1	Speed	Sect-2	Speed	Sect-3	Speed	Laptime	Pit
1		70.8	1:33.224	59.6	1:04.572	57.3	3:43.538		4	55.591	63.6	1:40.696	54.3	58.846	57.4	3:35.133	
2	53.457	68.7	1:34.460	59.4	58.296	59.8	3:26.213		5	52.585	68.7	1:35.254	56.1	58.746	56.7	3:26.585	
3	52.071	69.6	1:36.320	58.0	59.199	56.4	3:27.590		6								

26 John Davison (C) — Lotus Elan S1

lap	Sect-1	Speed	Sect-2	Speed	Sect-3	Speed	Laptime	Pit	lap	Sect-1	Speed	Sect-2	Speed	Sect-3	Speed	Laptime	Pit
1		86.9	1:12.057	79.1	41.205	84.0	2:36.421		5	35.767	96.3	1:08.898	80.5	39.817	88.0	2:24.482	
2	37.734	91.2	1:10.864	80.0	40.640	86.1	2:29.238		6	35.850	94.3	1:09.218	80.1	40.620	86.2	2:25.688	
3	36.674	92.0	1:10.820	82.0	40.018	88.2	2:27.512		7	36.120	97.7	1:10.049	82.1	39.543	82.4	2:25.712	
4	36.044	95.1	1:09.611	83.7	39.976	85.6	2:25.631		8								

33 Paul Kennelly (G) — Jaguar XK150S

lap	Sect-1	Speed	Sect-2	Speed	Sect-3	Speed	Laptime	Pit	lap	Sect-1	Speed	Sect-2	Speed	Sect-3	Speed	Laptime	Pit
1		87.2	1:16.324	76.3	44.316	85.0	2:49.735		5	39.363	92.2	1:15.861	79.3	43.591	84.5	2:38.815	
2	40.273	87.9	1:17.308	77.9	44.779	85.2	2:42.360		6	39.639	93.5	1:15.999	78.6	43.001	86.8	2:38.639	
3	40.310	89.3	1:16.413	77.6	43.988	85.5	2:40.711		7	38.691	93.5	1:15.239	79.5	43.056	86.3	2:36.986	
4	39.549	93.4	1:15.991	79.6	43.367	86.1	2:38.907		8								

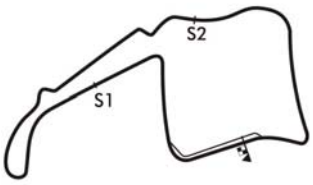

Session Start: 12:41:50 - Finish: 12:59:04
Weather/Track Conditions: Rain/Wet
Circuit: Oulton Park International
Track Length: 4.332 Km - 2.6918 miles
Printed: 26-08-2018 - 13:03

Results: www.mstworld.com. Live Timing: https://livetiming.getraceresults.com/mst. Email: timing@mstworld.com

Oulton Park Gold Cup Historic Race Meeting - 25 - 27 Aug 2018

HSCC Historic Road Sports supported by Witchampton Garage

Race 2 - Sector Analysis

38 James Owen (B) — Triumph TR5

lap	Sect-1	Speed	Sect-2	Speed	Sect-3	Speed	Laptime	Pit	lap	Sect-1	Speed	Sect-2	Speed	Sect-3	Speed	Laptime	Pit
1		71.3	1:22.178	69.8	46.590	73.7	3:05.262		5	41.530	75.0	1:19.525	69.2	45.845	73.9	2:46.900	
2	41.239	79.9	1:19.007	70.8	45.947	74.8	2:46.193		6	42.232	81.3	1:17.814	71.9	46.013	72.6	2:46.059	
3	41.515	80.1	1:23.164	63.6	46.461	74.0	2:51.140		7	40.752	81.2	1:17.992	72.6	45.173	68.4	2:43.917	
4	42.176	75.2	1:19.938	71.3	45.714	73.0	2:47.828		8								

46 Paul Tooms (C) — Turner Mk3

lap	Sect-1	Speed	Sect-2	Speed	Sect-3	Speed	Laptime	Pit	lap	Sect-1	Speed	Sect-2	Speed	Sect-3	Speed	Laptime	Pit
1		86.6	1:12.419	82.0	41.054	88.2	2:37.219		5	36.248	94.4	1:09.412	81.5	39.563	88.4	2:25.223	
2	37.564	90.9	1:12.084	82.1	40.875	87.2	2:30.523		6	35.809	94.4	1:08.828	83.5	39.866	88.6	2:24.503	
3	36.465	94.9	1:10.018	83.3	39.987	89.3	2:26.470		7	36.326	97.1	1:10.091	82.3	39.112	89.4	2:25.529	
4	36.477	96.7	1:09.780	82.1	40.040	88.9	2:26.297		8								

53 Adrian Gilbert (C) — Lotus Elan S3

lap	Sect-1	Speed	Sect-2	Speed	Sect-3	Speed	Laptime	Pit	lap	Sect-1	Speed	Sect-2	Speed	Sect-3	Speed	Laptime	Pit
1		78.4	1:21.380	65.1	46.093	77.2	3:02.507		5	41.580	86.0	1:18.723	72.2	45.551	77.7	2:45.854	
2	41.951	79.1	1:18.922	70.5	45.739	78.1	2:46.612		6	41.425	84.7	1:18.324	72.8	44.077	81.4	2:43.826	
3	42.591	80.3	1:22.516	67.0	46.835	75.3	2:51.942		7	40.373	86.9	1:21.419	69.7	45.434	78.1	2:47.226	
4	42.433	83.3	1:19.181	73.0	45.696	78.3	2:47.310		8								

66 Jonathan Stringer (C) — Lotus Seven S2

lap	Sect-1	Speed	Sect-2	Speed	Sect-3	Speed	Laptime	Pit	lap	Sect-1	Speed	Sect-2	Speed	Sect-3	Speed	Laptime	Pit
1		86.6	1:18.400	71.3	46.312	78.8	2:54.735		5	41.036	84.3	1:17.790	71.1	45.912	78.0	2:44.738	
2	41.725	82.9	1:17.966	70.6	46.375	79.6	2:46.066		6	40.851	86.8	1:15.726	75.9	44.043	79.6	2:40.620	
3	41.173	84.4	1:16.251	73.9	44.796	80.0	2:42.220		7	40.365	87.5	1:16.599	75.3	45.318	75.3	2:42.282	
4	40.074	87.8	1:17.646	67.4	46.292	77.0	2:44.012		8								

70 Keiron Baillie (C) — Lotus Seven S3

lap	Sect-1	Speed	Sect-2	Speed	Sect-3	Speed	Laptime	Pit	lap	Sect-1	Speed	Sect-2	Speed	Sect-3	Speed	Laptime	Pit
1		79.2	1:21.975	61.9	45.674	72.9	3:02.983		5	38.657	83.4	1:33.855	54.0	46.152	78.8	2:58.664	
2	41.973	78.0	1:18.384	72.1	43.271	75.2	2:43.628		6	39.304	84.5	1:24.318	71.8	43.806	79.0	2:47.428	
3	39.215	84.0	1:15.716	75.2	43.330	80.9	2:38.261		7	40.615	84.0	1:16.938	73.0	43.178	78.1	2:40.731	
4	39.872	86.8	1:16.832	74.2	42.891	80.6	2:39.595		8								

78 Jonathon Rushton (B) — Morgan Plus 4

lap	Sect-1	Speed	Sect-2	Speed	Sect-3	Speed	Laptime	Pit	lap	Sect-1	Speed	Sect-2	Speed	Sect-3	Speed	Laptime	Pit
1		85.0	1:18.553	73.1	46.231	79.9	2:55.394		5	39.441	90.1	1:15.806	77.6	43.240	84.9	2:38.487	
2	40.978	88.5	1:15.597	74.2	43.774	81.7	2:40.349		6	40.139	87.5	1:15.675	77.8	43.287	82.7	2:39.101	
3	39.219	85.3	1:15.496	76.8	43.231	84.9	2:37.946		7	38.815	88.5	1:14.909	75.6	42.969	87.3	2:36.693	
4	38.989	89.2	1:16.109	75.3	43.422	86.2	2:38.520		8								

84 Ian Burford (C) — Ginetta G4

lap	Sect-1	Speed	Sect-2	Speed	Sect-3	Speed	Laptime	Pit	lap	Sect-1	Speed	Sect-2	Speed	Sect-3	Speed	Laptime	Pit

91 Richard Owen (F) — Triumph TR2

lap	Sect-1	Speed	Sect-2	Speed	Sect-3	Speed	Laptime	Pit	lap	Sect-1	Speed	Sect-2	Speed	Sect-3	Speed	Laptime	Pit
1		69.8	1:24.878	69.0	49.180	74.7	3:11.312		4	41.856	80.6	1:23.662	69.1	46.674	77.0	2:52.192	
2	41.987	79.5	1:22.721	70.2	46.337	76.6	2:51.045		5	40.926	84.6	1:21.707	70.7	45.753	78.0	2:48.386	
3	41.622	80.9	1:24.121	70.2	46.545	77.6	2:52.288		6	41.214	83.8	1:24.386	60.6	45.898	77.1	2:51.498	

98 Kevin Kivlochan (A) — Morgan Plus 8

lap	Sect-1	Speed	Sect-2	Speed	Sect-3	Speed	Laptime	Pit	lap	Sect-1	Speed	Sect-2	Speed	Sect-3	Speed	Laptime	Pit
1		87.6	1:12.902	78.4	41.567	85.4	2:38.774		5	36.626	96.8	1:08.322	82.8	39.882	89.0	2:24.830	
2	37.113	91.5	1:11.964	78.3	41.488	87.5	2:30.565		6	36.563	95.7	1:08.292	84.3	39.319	87.0	2:24.174	
3	36.640	92.1	1:10.291	83.3	40.160	85.8	2:27.091		7	37.297	94.1	1:09.871	71.4	39.653	85.8	2:26.821	
4	36.955	97.4	1:10.548	76.9	40.222	83.8	2:27.725		8								

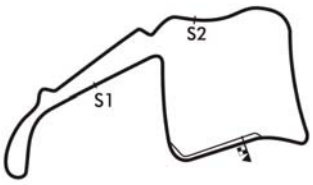

Session Start: 12:41:50 - Finish: 12:59:04
Weather/Track Conditions: Rain/Wet
Circuit: Oulton Park International
Track Length: 4.332 Km - 2.6918 miles
Printed: 26-08-2018 - 13:03

MST
Results: www.mstworld.com. Live Timing: https://livetiming.getraceresults.com/mst. Email: timing@mstworld.com

Oulton Park Gold Cup Historic Race Meeting - 25 - 27 Aug 2018

HSCC Historic Road Sports supported by Witchampton Garage

Race 2 - Sector Analysis

99	Stephen Chapman (G)								Sunbeam Harrington								
lap	Sect-1	Speed	Sect-2	Speed	Sect-3	Speed	Laptime	Pit	lap	Sect-1	Speed	Sect-2	Speed	Sect-3	Speed	Laptime	Pit
1		69.4	1:21.950	67.9	46.634	77.1	3:06.615		5	41.682	78.7	1:19.063	68.9	45.449	75.7	2:46.194	
2	42.172	79.5	1:18.690	68.7	46.390	74.8	2:47.252		6	42.163	82.6	1:17.521	70.0	44.363	79.4	2:44.047	
3	41.998	77.6	1:19.619	67.0	46.236	74.6	2:47.853		7	40.220	82.7	1:17.212	72.7	44.530	78.0	2:41.962	
4	42.626	78.3	1:19.469	70.9	45.188	74.5	2:47.283		8								

101	Peter Bowyer (G)								MGB								
lap	Sect-1	Speed	Sect-2	Speed	Sect-3	Speed	Laptime	Pit	lap	Sect-1	Speed	Sect-2	Speed	Sect-3	Speed	Laptime	Pit
1		82.9	1:19.360	70.2	46.088	77.1	2:57.161		5	40.184	87.1	1:18.310	72.1	44.716	78.3	2:43.210	
2	41.781	86.0	1:18.769	69.3	45.566	79.3	2:46.116		6	40.492	86.9	1:18.760	72.5	44.389	78.8	2:43.641	
3	40.834	85.9	1:15.970	71.9	44.043	78.4	2:40.847		7	39.196	87.1	1:19.065	70.1	45.785	75.1	2:44.046	
4	40.124	87.1	1:20.764	70.2	44.246	76.6	2:45.134		8								

177	Barry Davison (C)								Lotus Elan S3								
lap	Sect-1	Speed	Sect-2	Speed	Sect-3	Speed	Laptime	Pit	lap	Sect-1	Speed	Sect-2	Speed	Sect-3	Speed	Laptime	Pit
1		73.0	1:19.597	74.1	46.180	82.6	2:58.374		5	39.671	91.5	1:15.835	75.1	44.632	82.4	2:40.138	
2	40.687	90.0	1:17.128	78.3	45.191	86.1	2:43.006		6	39.855	92.8	1:17.765	76.9	46.022	80.8	2:43.642	
3	40.393	92.5	1:14.887	74.1	44.429	84.2	2:39.709		7	40.677	89.1	1:16.892	77.1	44.023	82.6	2:41.592	
4	38.957	91.7	1:15.320	77.9	45.126	80.5	2:39.403		8								

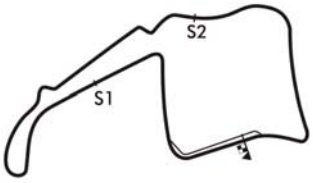

Session Start: 12:41:50 - Finish: 12:59:04
Weather/Track Conditions: Rain/Wet
Circuit: Oulton Park International
Track Length: 4.332 Km - 2.6918 miles
Printed: 26-08-2018 - 13:03

MST
Results: www.mstworld.com. Live Timing: https://livetiming.getraceresults.com/mst. Email: timing@mstworld.com

Oulton Park Gold Cup Historic Race Meeting - 25 - 27 Aug 2018

HSCC Historic Road Sports supported by Witchampton Garage

Race 2 - Best Sector Times

	SECTOR 1			SECTOR 2			SECTOR 3		
	NO	TIME	LAP	NO	TIME	LAP	NO	TIME	LAP
1	26	35.767	5	2	1:08.217	7	2	38.747	6
2	46	35.809	6	98	1:08.292	6	46	39.112	7
3	2	35.944	6	46	1:08.828	6	98	39.319	6
4	98	36.563	6	26	1:08.898	5	26	39.543	7
5	4	38.249	7	4	1:12.776	7	4	42.141	7
6	70	38.657	5	8	1:14.367	7	70	42.891	4
7	33	38.691	7	177	1:14.887	3	8	42.927	7
8	78	38.815	7	78	1:14.909	7	78	42.969	7
9	177	38.957	4	33	1:15.239	7	33	43.001	6
10	101	39.196	7	70	1:15.716	3	177	44.023	7
11	8	39.309	7	66	1:15.726	6	66	44.043	6
12	66	40.074	4	101	1:15.970	3	101	44.043	3
13	99	40.220	7	99	1:17.212	7	53	44.077	6
14	53	40.373	7	7	1:17.431	5	99	44.363	6
15	38	40.752	7	38	1:17.814	6	38	45.173	7
16	91	40.926	5	53	1:18.324	6	91	45.753	5
17	17	42.179	4	17	1:20.253	4	7	46.714	5
18	7	42.266	4	91	1:21.707	5	17	47.016	6
19	14			14			21	58.296	2
20	21	52.071	3	21	1:33.224	1	14		
21	84			84			84		

IDEAL / BEST LAP COMPARISON

NO	NAME	BEST	IN	IDEAL	DIFF
2	Peter Garland	2:23.444	6	2:22.908	+0.536
98	Kevin Kivlochan	2:24.174	6	2:24.174	+0.000
26	John Davison	2:24.482	5	2:24.208	+0.274
46	Paul Tooms	2:24.503	6	2:23.749	+0.754
4	Bruce Stapleton	2:33.166	7	2:33.166	+0.000
8	Patrick Ward-Booth	2:36.603	7	2:36.603	+0.000
78	Jonathon Rushton	2:36.693	7	2:36.693	+0.000
33	Paul Kennelly	2:36.986	7	2:36.931	+0.055
70	Keiron Baillie	2:38.261	3	2:37.264	+0.997
177	Barry Davison	2:39.403	4	2:37.867	+1.536
66	Jonathan Stringer	2:40.620	6	2:39.843	+0.777
101	Peter Bowyer	2:40.847	3	2:39.209	+1.638
99	Stephen Chapman	2:41.962	7	2:41.795	+0.167
53	Adrian Gilbert	2:43.826	6	2:42.774	+1.052
38	James Owen	2:43.917	7	2:43.739	+0.178
7	Teifion Salisbury	2:46.730	5	2:46.411	+0.319
91	Richard Owen	2:48.386	5	2:48.386	+0.000
17	Adam Simmonds	2:49.882	4	2:49.448	+0.434
21	Peter Chappell	3:26.213	2	3:23.591	+2.622
84	Ian Burford				+
14	Chris Holland			4:27.595	3:27.180

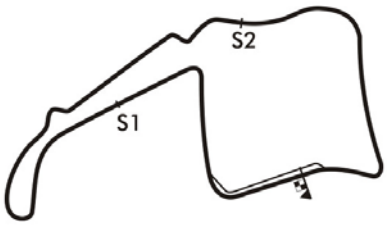

Session Start: 12:41:50 - Finish: 12:59:04
Weather/Track Conditions: Rain/Wet
Circuit: Oulton Park International
Track Length: 4.332 Km - 2.6918 miles
Printed: 26-08-2018 - 13:03

Oulton Park Gold Cup Historic Race Meeting - 25 - 27 Aug 2018

HSCC Historic Road Sports supported by Witchampton Garage

Race 2 - Best Sector Speeds

	NO	SECTOR 1	MPH	NO	SECTOR 2	MPH	NO	SECTOR 3	MPH
1	2	Peter Garland	97.7	2	Peter Garland	87.0	2	Peter Garland	94.4
2	26	John Davison	97.7	98	Kevin Kivlochan	84.3	46	Paul Tooms	89.4
3	98	Kevin Kivlochan	97.4	26	John Davison	83.7	98	Kevin Kivlochan	89.0
4	46	Paul Tooms	97.1	46	Paul Tooms	83.5	26	John Davison	88.2
5	33	Paul Kennelly	93.5	33	Paul Kennelly	79.6	4	Bruce Stapleton	87.4
6	177	Barry Davison	92.8	177	Barry Davison	78.3	78	Jonathon Rushton	87.3
7	4	Bruce Stapleton	90.3	78	Jonathon Rushton	77.8	33	Paul Kennelly	86.8
8	78	Jonathon Rushton	90.1	4	Bruce Stapleton	77.6	177	Barry Davison	86.1
9	66	Jonathan Stringer	87.8	8	Patrick Ward-Booth	76.0	8	Patrick Ward-Booth	81.6
10	7	Teifion Salisbury	87.6	66	Jonathan Stringer	75.9	53	Adrian Gilbert	81.4
11	17	Adam Simmonds	87.6	70	Keiron Baillie	75.2	70	Keiron Baillie	80.9
12	101	Peter Bowyer	87.1	7	Teifion Salisbury	75.1	66	Jonathan Stringer	80.0
13	53	Adrian Gilbert	86.9	17	Adam Simmonds	73.4	99	Stephen Chapman	79.4
14	70	Keiron Baillie	86.8	53	Adrian Gilbert	73.0	101	Peter Bowyer	79.3
15	8	Patrick Ward-Booth	85.6	99	Stephen Chapman	72.7	7	Teifion Salisbury	78.0
16	91	Richard Owen	84.6	38	James Owen	72.6	91	Richard Owen	78.0
17	99	Stephen Chapman	82.7	101	Peter Bowyer	72.5	17	Adam Simmonds	75.6
18	38	James Owen	81.3	91	Richard Owen	70.7	38	James Owen	74.8
19	14	Chris Holland	75.9	21	Peter Chappell	59.6	21	Peter Chappell	59.8
20	21	Peter Chappell	70.8	14	Chris Holland	51.5	14	Chris Holland	35.9
21	84	Ian Burford	0.0	84	Ian Burford	0.0	84	Ian Burford	0.0

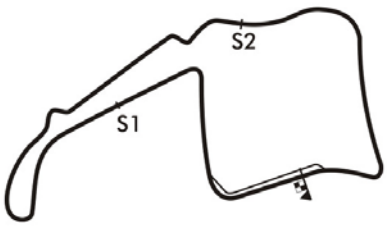

Session Start: 12:41:50 - Finish: 12:59:04
Weather/Track Conditions: Rain/Wet
Circuit: Oulton Park International
Track Length: 4.332 Km - 2.6918 miles

Printed: 26-08-2018 - 13:04

Oulton Park Gold Cup Historic Race Meeting - 25 - 27 Aug 2018

HSCC Historic Road Sports supported by Witchampton Garage

Race 2 - Lap Chart

Lap 1			Lap 2			Lap 3			Lap 4			Lap 5			Lap 6		
NO	Behind	Laptime	NO	Behind	Laptime	NO	Behind	Laptime	NO	Behind	Laptime	NO	Behind	Laptime	NO	Behind	Laptime
26		2:36.421	26		2:29.238	26		2:27.512	26		2:25.631	26		2:24.482	26		2:25.688
46	0.798	2:37.219	46	2.083	2:30.523	46	1.041	2:26.470	46	1.707	2:26.297	46	2.448	2:25.223	46	1.263	2:24.503
98	2.353	2:38.774	98	3.680	2:30.565	98	3.259	2:27.091	98	5.353	2:27.725	98	5.701	2:24.830	17	1 LAP	2:52.393
2	4.387	2:40.808	2	7.263	2:32.114	2	8.649	2:28.898	2	9.957	2:26.939	2	10.179	2:24.704	98	4.187	2:24.174
33	13.314	2:49.735	4	24.813	2:39.532	4	34.530	2:37.229	21	1 LAP	3:27.590	4	56.461	2:35.637	2	7.935	2:23.444
4	14.519	2:50.940	33	26.436	2:42.360	33	39.635	2:40.711	4	45.306	2:36.407	33	1:07.244	2:38.815	4	1:05.859	2:35.086
66	18.314	2:54.735	78	30.084	2:40.349	78	40.518	2:37.946	33	52.911	2:38.907	78	1:07.412	2:38.487	33	1:20.195	2:38.639
78	18.973	2:55.394	66	35.142	2:46.066	177	47.918	2:39.709	78	53.407	2:38.520	177	1:17.346	2:40.138	78	1:20.825	2:39.101
101	20.740	2:57.161	177	35.721	2:43.006	66	49.850	2:42.220	177	1:01.690	2:39.403	66	1:28.487	2:44.738	177	1:35.300	2:43.642
177	21.953	2:58.374	101	37.618	2:46.116	101	50.953	2:40.847	70	1:05.665	2:39.595	101	1:29.184	2:43.210	66	1:43.419	2:40.620
8	23.298	2:59.719	8	38.514	2:44.454	70	51.701	2:38.261	66	1:08.231	2:44.012	8	1:31.144	2:46.530	8	1:44.826	2:39.370
53	26.086	3:02.507	70	40.952	2:43.628	8	52.819	2:41.817	8	1:09.096	2:41.908	70	1:39.847	2:58.664	101	1:47.137	2:43.641
70	26.562	3:02.983	53	43.460	2:46.612	53	1:07.890	2:51.942	101	1:10.456	2:45.134	21	1 LAP	3:35.133	70	2:01.587	2:47.428
38	28.841	3:05.262	38	45.796	2:46.193	99	1:08.549	2:47.853	53	1:29.569	2:47.310	53	1:50.941	2:45.854	53	2:09.079	2:43.826
99	30.194	3:06.615	99	48.208	2:47.252	38	1:09.424	2:51.140	99	1:30.201	2:47.283	99	1:51.913	2:46.194	99	2:10.272	2:44.047
91	34.891	3:11.312	91	56.698	2:51.045	91	1:21.474	2:52.288	38	1:31.621	2:47.828	38	1:54.039	2:46.900	38	2:14.410	2:46.059
17	41.172	3:17.593	17	1:09.131	2:57.197	17	1:36.026	2:54.407	91	1:48.035	2:52.192	91	2:11.939	2:48.386			
7	43.217	3:19.638	7	1:11.360	2:57.381	7	1:37.370	2:53.522	17	2:00.277	2:49.882	7	2:23.406	2:46.730			
21	1:07.117	3:43.538	21	2:04.092	3:26.213				7	2:01.158	2:49.419						

Session Start: 12:41:50 - Finish: 12:59:04
Weather/Track Conditions: Rain/Wet
Circuit: Oulton Park International
Track Length: 4.332 Km - 2.6918 miles
Printed: 26-08-2018 - 13:04

MST
Results: www.mstworld.com. Live Timing: https://livetiming.getraceresults.com/mst. Email: timing@mstworld.com

Oulton Park Gold Cup Historic Race Meeting - 25 - 27 Aug 2018

HSCC Historic Road Sports supported by Witchampton Garage

Race 2 - Lap Chart

Lap 7		
NO	Behind	Laptime
26		2:25.712
46	1.080	2:25.529
98	5.296	2:26.821
2	7.774	2:25.551
91	1 LAP	2:51.498
7	1 LAP	2:49.031
21	2 LAPS	3:26.585
17	1 LAP	2:51.435
4	1:13.313	2:33.166
33	1:31.469	2:36.986
78	1:31.806	2:36.693
177	1:51.180	2:41.592
8	1:55.717	2:36.603
66	1:59.989	2:42.282
101	2:05.471	2:44.046
70	2:16.606	2:40.731
99	2:26.522	2:41.962
53	2:30.593	2:47.226
38	2:32.615	2:43.917

Session Start: 12:41:50 - Finish: 12:59:04
Weather/Track Conditions: Rain/Wet
Circuit: Oulton Park International
Track Length: 4.332 Km - 2.6918 miles
Printed: 26-08-2018 - 13:04

Results: www.mstworld.com. Live Timing: https://livetiming.getraceresults.com/mst. Email: timing@mstworld.com

Historic Sports Car Club

Oulton Park Gold Cup

Saturday 25th – Monday 27th August 2018

Results Booklet

Timing & Results by MST SYSTEMS Ltd.
www.mstworld.com

© MST SYSTEMS Ltd. 2018
The Haysfield, Spring Lane North, Malvern, Worcestershire WR14 1GF
tel: +44 (0)1684 560614 email: motorsport@mstworld.com

Oulton Park Circuit

Little Budworth, Tarporley, Cheshire CW69BW

www.oultonpark.co.uk

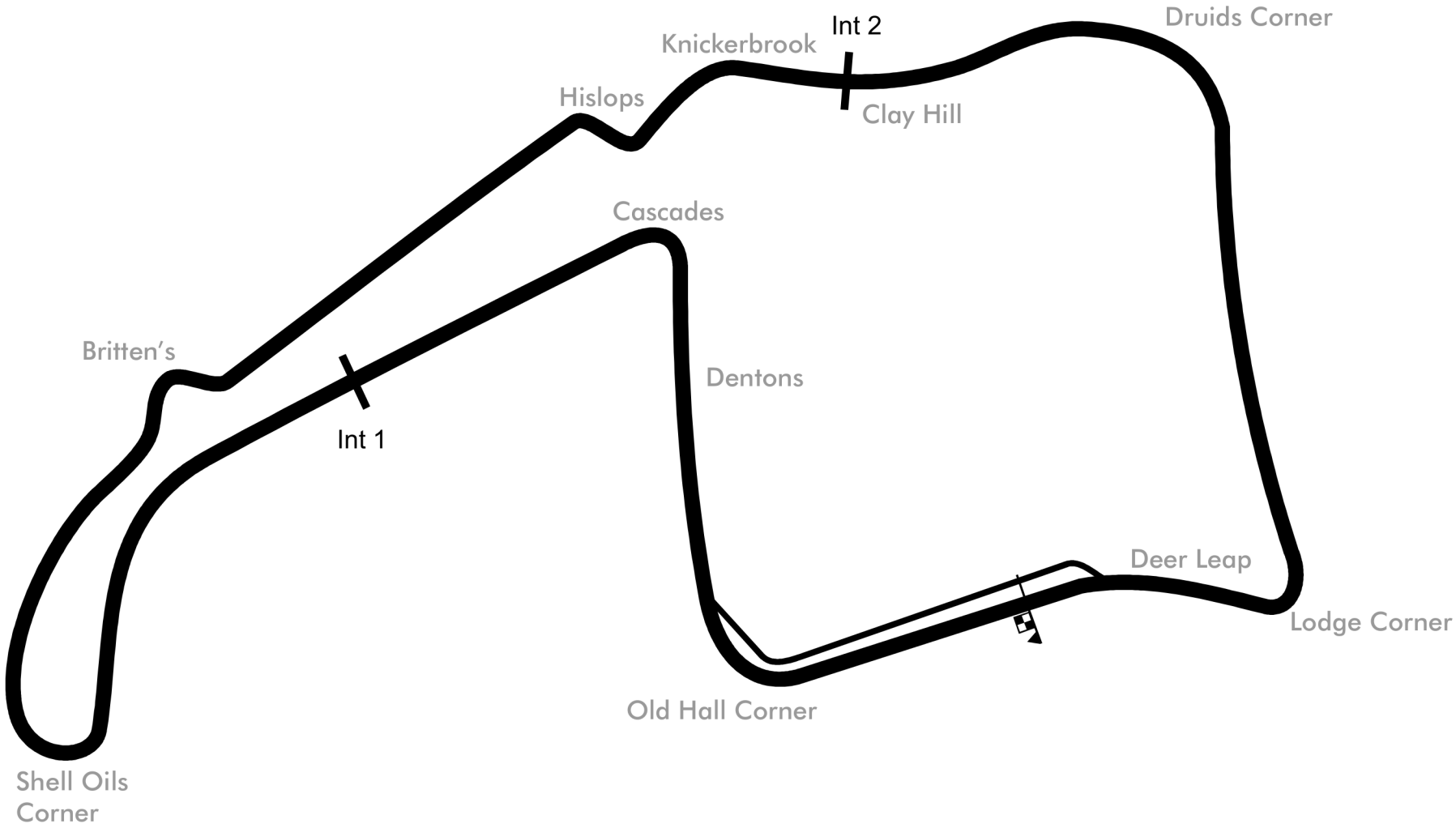

Circuit Length:	2.692 M / 4.332 km
Pit Lane:	200m, 12s @ 60km/h
Intermediate 1:	1.168 km
Intermediate 2:	3.077 km
Start line offset:	0 m

Oulton Park Gold Cup Historic Race Meeting - 25 - 27 Aug 2018

HSCC Guards Trophy supported by Dunlop Tyres

Qualifying for Race 3 - Classification

Sheet No:

POS	NO	DRIVER/S	CLASS	CLASS POS	CAR MAKE / MODEL	TIME	ON	LAPS	GAP	DIFF	MPH
1	44	Ross Hyett-Andrew Kirkaldy	SRD	1	Chevron B8	1:58.166	11	12			82.01
2	8	Simon Hadfield	SRD	2	Chevron B8	2:02.967	11	11	4.801	4.801	78.81
3	125	Chris Lillingston-Price	SRD	3	Chevron B8	2:04.516	11	11	6.350	1.549	77.82
4	32	Charles Allison	SRD	4	Chevron B8	2:06.456	10	10	8.290	1.940	76.63
5	16	Phillip Nelson	SRD	5	Chevron B8GT	2:07.058	9	9	8.892	0.602	76.27
6	25	Michael Hibberd-Andrew Hibberd	SRB	1	Lotus 23B	2:07.226	12	12	9.060	0.168	76.17
7	30	Katsu Kubota-Andy Middlehurst	SRB	2	Lotus 23B	2:07.272	12	12	9.106	0.046	76.14
8	33	Jon Waggitt-Peter Needham	SRE	1	Lenham P69	2:07.456	12	12	9.290	0.184	76.03
9	6	Nick Thompson-Sean McClurg	SRD	6	Chevron B6	2:07.577	12	12	9.411	0.121	75.96
10	38	Paul Ugo-Ben Rushworth	SRD	7	Chevron B8	2:08.438	5	11	10.272	0.861	75.45
11	17	Arnie Black-Rob Wainwright	SRB	3	Crossle 7S	2:08.654	12	12	10.488	0.216	75.32
12	52	Dan Eagling	A	1	Ginetta G4R	2:08.832	9	9	10.666	0.178	75.22
13	104	Michael Richings-Dan Cox	SRB	4	Merlyn Mk4A	2:09.924	11	12	11.758	1.092	74.59
14	24	Nick Pancisi	SRC	1	Elva Mk7S	2:10.177	12	13	12.011	0.253	74.44
15	14	John Spiers	D	1	TVR Griffith	2:10.604	13	13	12.438	0.427	74.20
16	65	Peter Thompson	D	2	TVR Griffith	2:10.847	13	13	12.681	0.243	74.06
17	27	Stefan Ziegler-Martin Stretton	C	1	Jaguar E-type	2:10.968	5	11	12.802	0.121	73.99
18	29	Nick Fennell-Jon Milicevic	SRB	5	Lotus 23B	2:11.360	11	11	13.194	0.392	73.77
19	23	Darren Wilson	SRB	6	Lotus 23B	2:12.022	12	13	13.856	0.662	73.40
20	77	Bob Brooks-Kristy Brooks	SRB	7	Merlyn Mk6	2:13.997	11	11	15.831	1.975	72.32
21	19	Andrew Somerton-Martyn Astley	A	2	Lotus Elan S1	2:15.006	11	11	16.840	1.009	71.78
22	1	John Davison	A	3	Lotus Elan 26R	2:16.249	4	5	18.083	1.243	71.12
23	100	Tina Kok	SRD	8	Chevron B8	2:18.619	11	11	20.453	2.370	69.91
24	107	Vicky Brooks	D	3	TVR Griffith 200	2:20.158	11	11	21.992	1.539	69.14
25	190	Josh Barnett	B	1	MGB	2:20.287	10	10	22.121	0.129	69.08
26	41	Brian Casey	SRE	2	Lenham P69	2:21.087	9	9	22.921	0.800	68.68
27	70	Richard Attwood-Tom Bradshaw	B	2	Porsche 911	2:21.496	12	12	23.330	0.409	68.49
28	60	Andrew Hayden	SRB	8	Lotus 23B	2:22.485	7	12	24.319	0.989	68.01
29	90	Martin Whitlock	B	3	MGB	2:22.540	9	10	24.374	0.055	67.98
30	91	Neil Merry	D	4	Sunbeam Tiger	2:22.878	12	12	24.712	0.338	67.82
31	42	Hugh Colman-Mark Colman	SRD	9	Chevron B8	2:23.330	6	6	25.164	0.452	67.61
32	188	Bob Binfield	A	4	Gilbern 1800 GT	2:24.818	11	11	26.652	1.488	66.91
33	93	George Douglas	SRD	10	Ginetta G16	2:26.668	7	12	28.502	1.850	66.07
34	122	Simon Smith-Dan Smith	A	5	Lotus Elan	2:26.953	5	9	28.787	0.285	65.94
35	64	Martin Richardson	B	4	MGB	2:27.206	6	7	29.040	0.253	65.83
36	98	Tony Absolom-Tony Eckford	D	5	Sunbeam Tiger	2:31.749	6	6	33.583	4.543	63.86
37	10	Clinton McCarthy-Stuart Tizzard	SRB	9	Lotus 23B	2:36.006	7	8	37.840	4.257	62.12
38	58	Oliver Ford	A	6	Lotus Elan			2			0.00
39	80	Russell Martin-Richard Dodkins	SRD	11	Chevron B6						

Cars 8 & 29 require working transponders - Regulation Q12.2.1 refers.
A 30 second penalty will be applied if not working in the race.

Session Start: 12:29:32 - Finish: 12:59:41
Weather/Track Conditions: Bright/Drying
Circuit: Oulton Park International
Track Length: 4.332 Km - 2.6918 miles

These results are provisional until the conclusion of any judicial and technical matters.

Clerk of the Course:	Timekeeper:	Issued at:
Julian Floyd	Nick Palmer	

MST

Printed: 25-08-2018 - 13:02

Oulton Park Gold Cup Historic Race Meeting - 25 - 27 Aug 2018

HSCC Guards Trophy supported by Dunlop Tyres

Qualifying for Race 3 - Sector Analysis

1 John Davison (A) — Lotus Elan 26R

lap	Sect-1	Speed	Sect-2	Speed	Sect-3	Speed	Laptime	Pit
1	Out	58.8	1:14.500	59.3	45.925	59.1	2:36.094	
2	1:01.469	35.8	1:50.005	39.7	1:08.512	92.0	3:59.986	
3	34.827	104.3	1:05.318	89.2	38.365	94.8	2:18.510	
4	34.194	106.4	1:03.963	84.5	38.092	91.6	2:16.249	
5	34.432	101.6	1:05.154	84.3			2:24.377	
6								

6 Thompson-McClurg (SRD) — Chevron B6

lap	Sect-1	Speed	Sect-2	Speed	Sect-3	Speed	Laptime	Pit
1	Out	96.4	1:11.211	83.6	42.516	86.1	2:27.948	
2	39.530	90.3	1:10.138	86.0	40.750	89.7	2:30.418	
3	36.471	100.4	1:09.181	73.6	44.262	79.3	2:29.914	
4	39.712	71.6	1:33.322	45.7			3:30.466	
5	Out	102.4	1:06.605	80.3	41.729	87.1	3:36.202	P
6	36.421	99.8	1:04.630	93.6	36.448	100.6	2:17.499	
7	33.139	97.8	1:03.567	87.9	38.621	100.0	2:15.327	
8	34.426	112.6	1:01.045	92.3	37.696	96.2	2:13.167	
9	34.759	106.7	1:01.579	96.6	36.437	93.5	2:12.775	
10	35.604	104.1	1:02.760	86.2	37.052	95.1	2:15.416	
11	33.651	113.7	59.830	92.5	36.599	99.6	2:10.080	
12	32.380	112.8	59.602	99.7	35.595	96.9	2:07.577	

8 Simon Hadfield (SRD) — Chevron B8

lap	Sect-1	Speed	Sect-2	Speed	Sect-3	Speed	Laptime	Pit
1							2:21.393	
2							2:23.500	
3							4:48.301	
4							2:08.231	
5							2:08.163	
6							2:07.161	
7							2:08.472	
8							2:10.015	
9							2:08.212	
10							2:03.691	
11							2:02.967	
12								

10 McCarthy-Tizzard (SRB) — Lotus 23B

lap	Sect-1	Speed	Sect-2	Speed	Sect-3	Speed	Laptime	Pit
1	Out	90.9	1:12.693	76.5	43.414	82.8	2:34.064	
2	39.787	81.7	1:18.155	65.7	42.827	87.1	2:40.769	
3	37.469	84.2	1:15.139	71.3	46.434	75.0	2:39.042	
4	41.483	67.3	1:20.064	57.1			2:53.333	
5	Out	66.9	1:15.211	71.6	43.295	81.1	4:50.852	P
6	39.679	82.6	1:14.675	77.7	44.446	81.8	2:38.800	
7	38.881	89.2	1:13.483	70.5	43.642	81.7	2:36.006	
8	40.871	82.3	1:15.813	73.1			2:47.069	

14 John Spiers (D) — TVR Griffith

lap	Sect-1	Speed	Sect-2	Speed	Sect-3	Speed	Laptime	Pit
1	Out	105.2	1:08.657	80.4	39.791	90.8	2:21.562	
2	34.523	110.8	1:08.019	86.5	38.907	95.1	2:21.449	
3	33.683	111.5	1:07.759	86.0	49.199	60.4	2:30.641	
4	48.538	66.8	1:38.349	38.2	1:14.469	66.5	3:41.356	
5	34.673	109.9	1:04.859	91.0	39.163	99.5	2:18.695	
6	34.071	109.0	1:04.005	84.6	37.704	98.1	2:15.780	
7	32.685	116.7	1:02.274	92.2	40.992	88.2	2:15.951	
8	34.125	106.2	1:07.821	74.7	39.896	95.6	2:21.842	
9	35.091	108.8	1:06.410	87.0	39.253	97.1	2:20.754	
10	34.173	107.2	1:04.572	88.8	37.935	91.6	2:16.680	
11	33.630	110.8	1:04.587	85.1	37.454	99.7	2:15.671	
12	32.381	111.3	1:03.772	91.3	36.381	101.3	2:12.534	
13	32.256	110.9	1:01.523	90.7	36.825	103.6	2:10.604	
14								

16 Phillip Nelson (SRD) — Chevron B8GT

lap	Sect-1	Speed	Sect-2	Speed	Sect-3	Speed	Laptime	Pit
1	Out	97.7	1:10.317	80.0	39.100	92.2	2:24.764	
2	37.754	87.1	1:10.890	81.9	41.726	87.1	2:30.370	
3	35.191	100.7	1:08.910	75.3			2:33.162	
4	Out	102.9	1:04.495	86.9	39.250	93.6	11:27.421	P
5	34.859	107.9	1:07.147	82.2	39.020	100.0	2:21.026	
6	34.101	105.9	1:03.679	89.4	37.997	89.4	2:15.777	
7	33.708	112.2	1:01.570	90.7	36.105	98.6	2:11.383	
8	33.135	112.6	59.643	92.7	37.106	97.7	2:09.884	
9	31.791	111.8	59.095	90.7	36.172	82.6	2:07.058	
10								

17 Black-Wainwright (SRB) — Crossle 7S

lap	Sect-1	Speed	Sect-2	Speed	Sect-3	Speed	Laptime	Pit
1	Out	97.0	1:12.491	81.0	42.120	88.0	2:27.856	
2	36.801	102.5	1:11.163	81.0	40.675	91.8	2:28.639	
3	34.807	106.9	1:09.102	72.1	44.039	74.8	2:27.948	
4	42.811	74.6	1:15.654	54.5			3:14.253	
5	Out	110.8	1:02.235	96.6	37.226	99.3	4:10.260	P
6	32.655	111.5	1:02.440	95.3	37.628	101.1	2:12.723	
7	33.212	109.0	1:00.796	97.4	36.333	99.6	2:10.341	
8	34.110	109.1	1:03.482	90.9	37.130	97.4	2:14.722	
9	34.049	109.3	1:02.924	92.5	39.098	98.9	2:16.071	
10	33.791	109.0	1:01.539	96.6	40.420	28.5	2:15.750	
11	36.446	110.4	1:06.846	94.8	37.353	100.2	2:20.645	
12	32.373	111.7	59.987	95.6	36.294	102.0	2:08.654	

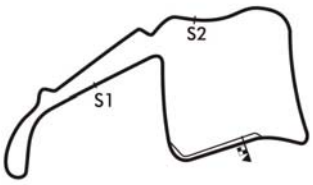

Session Start: 12:29:32 - Finish: 12:59:41
Weather/Track Conditions: Bright/Drying
Circuit: Oulton Park International
Track Length: 4.332 Km - 2.6918 miles
Printed: 25-08-2018 - 13:07

MST
Results: www.mstworld.com. Live Timing: https://livetiming.getraceresults.com/mst. Email: timing@mstworld.com

Oulton Park Gold Cup Historic Race Meeting - 25 - 27 Aug 2018

HSCC Guards Trophy supported by Dunlop Tyres

Qualifying for Race 3 - Sector Analysis

19 Somerton-Astley (A) — Lotus Elan S1

lap	Sect-1	Speed	Sect-2	Speed	Sect-3	Speed	Laptime	Pit	lap	Sect-1	Speed	Sect-2	Speed	Sect-3	Speed	Laptime	Pit
1	Out	86.5	1:17.972	73.8	47.118	74.8	2:41.790		7	38.617	91.6	1:10.248	80.7	41.596	84.2	2:30.461	
2	45.113	73.8	1:19.150	62.9	44.844	86.2	2:49.107		8	38.026	90.9	1:09.190	81.5	39.967	89.9	2:27.183	
3	38.951	68.1	1:21.030	66.9	46.339	76.0	2:46.320		9	36.668	96.6	1:07.062	85.4	39.534	87.6	2:23.264	
4	41.923	81.6	1:17.414	71.0			2:50.836		10	36.431	97.9	1:06.674	88.9	38.282	92.5	2:21.387	
5	Out	83.5	1:09.586	79.6	40.109	90.1	4:13.618	P	11	34.253	100.3	1:03.572	89.2	37.181	94.8	2:15.006	
6	36.734	87.7	1:08.245	81.6	40.185	86.0	2:25.164		12								

23 Darren Wilson (SRB) — Lotus 23B

lap	Sect-1	Speed	Sect-2	Speed	Sect-3	Speed	Laptime	Pit	lap	Sect-1	Speed	Sect-2	Speed	Sect-3	Speed	Laptime	Pit
1	Out	101.8	1:13.729	78.6	42.486	83.6	2:31.110		8	35.515	101.9	1:05.191	87.5	41.160	86.8	2:21.866	
2	39.091	93.1	1:10.242	82.2	40.095	89.7	2:29.428		9	36.381	100.9	1:06.287	80.7	39.016	92.2	2:21.684	
3	36.097	104.1	1:08.681	74.6	43.857	70.5	2:28.635		10	34.634	108.4	1:03.113	94.1	37.026	94.7	2:14.773	
4	40.931	68.3	1:34.054	44.7	1:13.835	73.7	3:28.820		11	33.707	112.0	1:04.256	85.3	37.382	95.8	2:15.345	
5	35.808	107.4	1:06.803	89.2	39.064	95.1	2:21.675		12	33.630	110.9	1:01.759	95.3	36.633	97.4	2:12.022	
6	33.759	111.3	1:04.097	92.1	37.621	96.0	2:15.477		13	32.238	112.4	1:01.374	95.3			2:18.406	
7	34.499	110.6	1:03.213	92.5	37.530	90.8	2:15.242		14								

24 Nick Pancisi (SRC) — Elva Mk7S

lap	Sect-1	Speed	Sect-2	Speed	Sect-3	Speed	Laptime	Pit	lap	Sect-1	Speed	Sect-2	Speed	Sect-3	Speed	Laptime	Pit
1	Out	92.7	1:12.026	74.7	42.239	83.5	2:29.640		8	35.701	97.8	1:05.883	78.9	39.380	94.4	2:20.964	
2	38.008	91.7	1:12.999	76.0	41.172	85.7	2:32.179		9	35.851	105.2	1:05.342	87.5	39.715	84.8	2:20.908	
3	36.428	94.0	1:16.124	71.4	43.200	80.8	2:35.752		10	35.998	103.2	1:07.241	84.8	37.652	95.5	2:20.891	
4	38.308	78.4	1:13.015	59.7			3:08.340		11	34.659	104.3	1:04.326	88.5	37.047	96.3	2:16.032	
5	Out	76.4	1:09.120	74.7	41.699	83.4	2:46.343	P	12	33.474	109.0	1:00.750	94.0	35.953	98.4	2:10.177	
6	35.854	101.5	1:06.339	84.6	38.672	88.6	2:20.865		13	32.085	111.3	1:01.540	87.5	36.700	100.8	2:10.325	
7	34.917	100.4	1:03.592	83.7	39.185	92.1	2:17.694		14								

25 M.Hibberd-A.Hibberd (SRB) — Lotus 23B

lap	Sect-1	Speed	Sect-2	Speed	Sect-3	Speed	Laptime	Pit	lap	Sect-1	Speed	Sect-2	Speed	Sect-3	Speed	Laptime	Pit
1	Out	98.5	1:11.692	83.1	41.928	86.4	2:27.131		7	34.817	98.5	1:06.489	84.9	40.866	83.6	2:22.172	
2	40.781	92.6	1:09.567	83.7	41.020	77.2	2:31.368		8	36.412	92.7	1:07.258	83.6	41.702	92.5	2:25.372	
3	37.632	101.5	1:08.458	74.2			2:36.017		9	37.853	110.6	1:08.019	62.8	43.207	86.3	2:29.079	
4	Out	63.4	1:17.471	69.9	42.840	90.6	4:30.212	P	10	34.522	111.5	1:03.666	88.4	39.236	92.6	2:17.424	
5	35.963	101.9	1:07.344	79.1	41.264	89.4	2:24.571		11	33.160	114.9	1:02.699	94.5	36.671	99.6	2:12.530	
6	35.654	103.3	1:04.780	86.6	39.237	91.5	2:19.671		12	31.874	115.9	1:00.641	96.8	34.711	101.1	2:07.226	

27 Ziegler-Stretton (C) — Jaguar E-type

lap	Sect-1	Speed	Sect-2	Speed	Sect-3	Speed	Laptime	Pit	lap	Sect-1	Speed	Sect-2	Speed	Sect-3	Speed	Laptime	Pit
1							2:24.413		7	Out	100.0	1:08.983	81.5	40.354	90.0	4:20.425	P
2							2:24.243		8	35.856	98.8	1:07.266	79.6	38.643	95.6	2:21.765	
3							3:03.091		9	34.631	106.1	1:04.914	87.3	38.202	87.8	2:17.747	
4							2:38.511		10	33.881	107.4	1:03.765	89.7	37.616	98.6	2:15.262	
5							2:10.968		11	33.536	107.2	1:03.080	85.7	36.605	98.9	2:13.221	
6							2:25.629		12								

29 Fennell-Milicevic (SRB) — Lotus 23B

lap	Sect-1	Speed	Sect-2	Speed	Sect-3	Speed	Laptime	Pit	lap	Sect-1	Speed	Sect-2	Speed	Sect-3	Speed	Laptime	Pit
1							2:18.696		7							2:23.084	
2							2:16.762		8							2:20.225	
3							3:53.291		9							2:50.603	
4							2:13.797		10							2:18.379	
5							2:18.368		11							2:11.360	
6			In		In		3:28.492	P	12								

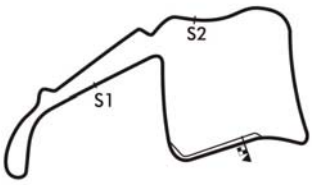

Session Start: 12:29:32 - Finish: 12:59:41
Weather/Track Conditions: Bright/Drying
Circuit: Oulton Park International
Track Length: 4.332 Km - 2.6918 miles
Printed: 25-08-2018 - 13:07

MST
Results: www.mstworld.com. Live Timing: https://livetiming.getraceresults.com/mst. Email: timing@mstworld.com

Oulton Park Gold Cup Historic Race Meeting - 25 - 27 Aug 2018

HSCC Guards Trophy supported by Dunlop Tyres

Qualifying for Race 3 - Sector Analysis

30 Kubota-Middlehurst (SRB) — Lotus 23B

lap	Sect-1	Speed	Sect-2	Speed	Sect-3	Speed	Laptime	Pit
1	Out	98.7	1:12.713	75.0	45.945	80.8	2:33.540	
2	45.080	78.7	1:17.467	72.0	42.208	85.6	2:44.755	
3	36.526	91.0	1:13.871	76.5	42.008	77.7	2:32.405	
4	37.415	64.9	1:19.299	66.8	43.412	83.0	2:40.126	
5	36.992	104.8	1:06.591	84.8			2:31.666	
6	Out	91.8	1:06.384	85.6	38.476	93.1	3:46.510	P
7	34.593	106.1	1:04.404	90.9	38.566	92.3	2:17.563	
8	36.038	104.1	1:05.642	89.7	38.248	94.0	2:19.928	
9	35.938	107.1	1:03.193	90.5	37.378	92.7	2:16.509	
10	34.326	110.6	1:02.705	92.8	36.756	97.0	2:13.787	
11	33.367	112.0	1:03.048	86.6	38.092	99.0	2:14.507	
12	32.275	115.7	1:00.443	97.5	34.554	103.6	2:07.272	

32 Charles Allison (SRD) — Chevron B8

lap	Sect-1	Speed	Sect-2	Speed	Sect-3	Speed	Laptime	Pit
1	Out	84.3	1:10.493	73.4	39.742	89.0	2:24.367	
2	37.080	84.0	1:12.661	77.0			2:34.290	
3	Out	99.8	1:04.050	88.1	37.291	94.2	9:01.484	P
4	32.928	105.6	1:01.720	90.5	38.103	96.3	2:12.751	
5	33.334	107.9	1:02.251	90.6	36.854	93.8	2:12.439	
6	33.819	109.3	1:04.728	88.4	37.251	92.1	2:15.798	
7	34.623	107.1	1:05.258	81.9	39.825	91.2	2:19.706	
8	35.021	104.9	1:02.620	89.2	37.786	91.1	2:15.427	
9	32.379	111.7	1:02.150	94.7	35.212	97.1	2:09.741	
10	30.939	112.4	1:00.618	93.2	34.899	97.9	2:06.456	

33 Waggitt-Needham (SRE) — Lenham P69

lap	Sect-1	Speed	Sect-2	Speed	Sect-3	Speed	Laptime	Pit
1	Out	91.6	1:12.516	79.6	44.460	85.2	2:31.439	
2	37.236	98.1	1:11.022	77.3	41.297	89.3	2:29.555	
3	35.962	94.7	1:13.871	72.6	43.553	79.6	2:33.386	
4	38.455	85.8	1:13.377	59.1	1:11.486	70.8	3:03.318	
5	39.614	100.3	1:06.752	84.2	39.784	93.4	2:26.150	
6	34.082	107.4	1:04.335	84.6	38.734	97.9	2:17.151	
7	35.127	106.6	1:03.066	86.9	37.786	96.7	2:15.979	
8	35.659	103.5	1:05.727	83.8			2:29.221	
9	Out	104.3	1:04.204	88.6	37.329	98.6	4:00.883	P
10	38.578	105.2	1:01.055	92.8	37.419	96.0	2:17.052	
11	32.600	108.4	1:00.381	97.8	34.831	100.5	2:07.812	
12	31.984	109.5	58.764	98.5	36.708	98.3	2:07.456	

38 Ugo-Rushworth (SRD) — Chevron B8

lap	Sect-1	Speed	Sect-2	Speed	Sect-3	Speed	Laptime	Pit
1	Out	73.4	1:08.113	65.2	41.673	101.6	2:23.157	
2	33.637	110.2	1:04.376	95.9	37.506	102.8	2:15.519	
3	35.464	74.6	1:20.877	70.2	50.040	52.2	2:46.381	
4	42.596	61.3	1:34.382	83.1	38.761	100.5	2:55.739	
5	31.418	113.9	1:01.000	97.9	36.020	104.7	2:08.438	
6	31.839	114.9	1:02.882	100.6			2:19.514	
7	Out	91.1	1:10.205	80.7	42.586	87.2	4:14.264	P
8	37.886	97.5	1:10.122	84.2	41.415	90.0	2:29.423	
9	38.854	97.2	1:08.237	82.6	40.112	84.8	2:27.203	
10	36.328	104.0	1:06.771	88.1	38.273	94.0	2:21.372	
11	34.732	108.1	1:04.629	88.4	38.277	96.6	2:17.638	
12								

41 Brian Casey (SRE) — Lenham P69

lap	Sect-1	Speed	Sect-2	Speed	Sect-3	Speed	Laptime	Pit
1	Out	80.4	1:15.744	72.1	45.087	81.6	2:37.844	
2	42.340	71.1	1:19.102	62.0	47.242	56.8	2:48.684	
3	1:01.872	37.6	1:51.247	36.8			4:09.986	
4	Out	69.6	1:15.319	77.0	43.722	81.4	8:08.198	P
5	39.438	86.3	1:12.874	83.3	42.201	84.5	2:34.513	
6	39.496	90.6	1:15.043	65.5	43.767	79.9	2:38.306	
7	38.258	93.1	1:09.643	82.8	41.387	83.5	2:29.288	
8	36.815	95.2	1:08.665	84.1	40.577	87.2	2:26.057	
9	35.715	97.0	1:06.650	90.3	38.722	91.1	2:21.087	
10								

42 H.Colman-M.Colman (SRD) — Chevron B8

lap	Sect-1	Speed	Sect-2	Speed	Sect-3	Speed	Laptime	Pit
1	Out	83.9	1:16.228	60.9	46.110	77.0	2:41.936	
2	41.016	89.8	1:14.701	72.8	44.799	77.3	2:40.516	
3	56.518	34.3	1:51.113	27.7	1:11.755	81.3	3:59.386	
4	37.565	104.0	1:08.580	79.2			2:34.094	
5	Out	99.2	1:10.003	84.0	42.362	94.0	4:04.356	P
6	35.090	99.7	1:06.698	83.3	41.542	88.6	2:23.330	

44 Hyett-Kirkaldy (SRD) — Chevron B8

lap	Sect-1	Speed	Sect-2	Speed	Sect-3	Speed	Laptime	Pit
1	Out	90.1	1:12.374	80.0	41.035	91.6	2:28.198	
2	34.724	101.6	1:10.672	81.1	40.966	94.4	2:26.362	
3	35.168	90.6	1:19.146	67.8	46.016	70.6	2:40.330	
4	41.873	66.1	1:20.178	63.0	42.668	93.1	2:44.719	
5	33.513	101.2	1:05.698	86.2	38.721	93.6	2:17.932	
6	33.873	102.2	1:05.135	89.5	37.829	94.0	2:16.837	
7	34.813	99.2	1:06.475	79.1			2:29.784	
8	Out	95.2	1:01.702	94.7	35.473	104.9	5:02.091	P
9	32.187	113.3	1:00.132	100.4	34.356	105.2	2:06.675	
10	30.773	116.7	58.386	103.3	34.004	108.1	2:03.163	
11	29.801	119.3	55.738	99.4	32.627	108.4	1:58.166	
12	29.353	117.9	59.078	93.4	34.371	106.7	2:02.802	

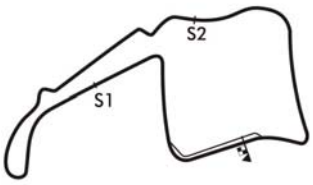

Session Start: 12:29:32 - Finish: 12:59:41
Weather/Track Conditions: Bright/Drying
Circuit: Oulton Park International
Track Length: 4.332 Km - 2.6918 miles
Printed: 25-08-2018 - 13:07

MST
Results: www.mstworld.com. Live Timing: https://livetiming.getraceresults.com/mst. Email: timing@mstworld.com

Oulton Park Gold Cup Historic Race Meeting - 25 - 27 Aug 2018

HSCC Guards Trophy supported by Dunlop Tyres

Qualifying for Race 3 - Sector Analysis

52 Dan Eagling (A) — Ginetta G4R

lap	Sect-1	Speed	Sect-2	Speed	Sect-3	Speed	Laptime	Pit
1	Out	103.6	1:11.569	81.0	40.529	92.3	2:26.323	
2	35.297	106.9	1:07.866	85.1	39.159	92.2	2:22.322	
3	35.146	109.0	1:05.718	86.6			2:28.808	
4	Out	108.8	1:02.432	89.7	39.027	97.7	9:29.218	P
5	33.650	109.0	1:05.203	91.3	38.010	89.3	2:16.863	
6	37.206	85.9	1:13.930	76.0			2:39.659	
7	Out	110.6	1:03.685	90.1	38.246	92.7	6:03.256	P
8	33.644	111.7	1:01.056	95.1	36.156	99.9	2:10.856	
9	31.927	114.1	1:01.475	97.4	35.430	102.8	2:08.832	
10								

58 Oliver Ford (A) — Lotus Elan

lap	Sect-1	Speed	Sect-2	Speed	Sect-3	Speed	Laptime	Pit
1	Out	91.1	1:11.605	82.6	40.357	89.6	2:26.900	
2	37.276	74.0	5:25.316	61.2			7:15.429	

60 Andrew Hayden (SRB) — Lotus 23B

lap	Sect-1	Speed	Sect-2	Speed	Sect-3	Speed	Laptime	Pit
1	Out	80.4	1:20.982	69.1	47.193	80.6	2:44.427	
2	38.626	88.0	1:16.497	70.4	43.828	80.5	2:38.951	
3	37.908	87.5	1:15.680	70.3	42.627	80.8	2:36.215	
4	38.400	148.6	1:20.209	68.4	43.406	81.6	2:42.015	
5	37.575	93.9	1:10.478	79.5	41.043	87.3	2:29.096	
6	35.395	98.8	1:07.983	85.4	39.944	92.3	2:23.322	
7	35.474	100.4	1:06.961	83.2	40.050	83.7	2:22.485	
8	36.578	99.7	1:09.180	76.6	41.624	83.8	2:27.382	
9	38.111	98.5	1:09.289	77.0	41.788	82.1	2:29.188	
10	39.555	91.1	1:11.115	74.6	42.036	84.7	2:32.706	
11	35.873	100.1	1:09.377	80.8	40.452	87.4	2:25.702	
12	34.978	97.5	1:09.589	71.9	39.358	86.7	2:23.925	

64 Martin Richardson (B) — MGB

lap	Sect-1	Speed	Sect-2	Speed	Sect-3	Speed	Laptime	Pit
1	Out	73.1	1:19.527	67.3	46.314	74.1	2:45.716	
2	40.045	81.6	1:16.822	69.5	47.392	67.9	2:44.259	
3	44.772	65.2	1:44.097	32.7	1:13.065	77.8	3:41.934	
4	38.471	85.9	1:13.270	74.6	42.433	82.9	2:34.174	
5	36.855	88.6	1:11.976	76.4	41.570	82.6	2:30.401	
6	37.172	89.4	1:09.181	78.2	40.853	79.8	2:27.206	
7	37.806	86.0	1:12.924	72.3			2:43.614	
8								

65 Peter Thompson (D) — TVR Griffith

lap	Sect-1	Speed	Sect-2	Speed	Sect-3	Speed	Laptime	Pit
1	Out	99.8	1:10.976	81.9	41.717	85.1	2:27.102	
2	36.504	102.7	1:11.585	84.1	40.847	89.0	2:28.936	
3	35.758	102.7	1:11.937	79.9	44.176	75.9	2:31.871	
4	38.683	80.2	1:11.964	80.4	48.396	54.9	2:39.043	
5	36.679	101.2	1:09.357	84.6	39.201	94.4	2:25.237	
6	33.622	113.3	1:05.876	90.6	38.373	93.9	2:17.871	
7	34.700	105.4	1:06.167	91.3	38.910	89.7	2:19.777	
8	35.527	105.7	1:06.950	85.9	39.861	85.8	2:22.338	
9	36.822	104.9	1:07.300	85.3	40.090	84.0	2:24.212	
10	35.237	105.2	1:08.017	86.0	40.278	84.0	2:23.532	
11	35.573	100.4	1:06.205	88.1	39.263	90.5	2:21.041	
12	33.860	108.4	1:02.439	96.3	37.363	96.6	2:13.662	
13	32.240	115.3	1:02.281	92.8	36.326	93.8	2:10.847	
14								

70 Attwood-Bradshaw (B) — Porsche 911

lap	Sect-1	Speed	Sect-2	Speed	Sect-3	Speed	Laptime	Pit
1	Out	88.1	1:12.351	76.0	41.753	83.6	2:30.386	
2	38.842	90.3	1:10.177	76.2	40.593	87.2	2:29.612	
3	36.424	91.1	1:10.122	77.6	42.076	76.7	2:28.622	
4	38.526	87.9	1:11.755	69.2			3:08.129	
5	Out	89.4	1:11.627	76.2	42.026	85.7	3:56.911	P
6	37.842	79.6	1:10.703	77.7	41.945	86.0	2:30.490	
7	37.755	91.5	1:09.155	81.6	41.042	85.3	2:27.952	
8	38.169	92.2	1:11.520	76.5	41.181	88.1	2:30.870	
9	37.123	91.8	1:10.144	82.1	40.147	88.7	2:27.414	
10	38.077	94.0	1:07.830	83.0	39.982	88.8	2:25.889	
11	36.016	90.0	1:07.327	81.5	39.951	87.3	2:23.294	
12	35.415	94.5	1:06.645	83.6	39.436	88.9	2:21.496	

77 B.Brooks-K.Brooks (SRB) — Merlyn Mk6

lap	Sect-1	Speed	Sect-2	Speed	Sect-3	Speed	Laptime	Pit
1	Out	85.4	1:14.502	76.0	43.899	82.4	2:35.798	
2	38.046	100.6	1:10.311	80.8	41.560	62.3	2:29.917	
3	1:00.546	39.1	1:51.641	30.4	1:10.534	88.8	4:02.721	
4	37.331	106.6	1:08.516	82.7	41.191	86.0	2:27.038	
5	35.528	110.0	1:05.183	91.2	38.436	93.2	2:19.147	
6	42.202	100.1	1:07.581	84.6			2:37.762	
7	Out	96.8	1:07.106	87.5	39.652	95.4	4:27.127	P
8	36.153	108.6	1:05.128	92.2	38.434	92.1	2:19.715	
9	35.016	111.3	1:03.426	92.5	38.283	96.3	2:16.725	
10	33.834	112.0	1:03.226	95.7	37.140	101.9	2:14.200	
11	35.005	110.2	1:02.500	96.0	36.492	98.6	2:13.997	
12								

80 Martin-Dodkins (SRD) — Chevron B6

lap	Sect-1	Speed	Sect-2	Speed	Sect-3	Speed	Laptime	Pit

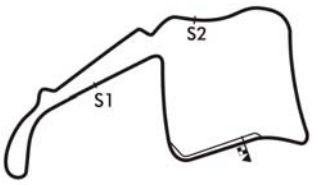

Session Start: 12:29:32 - Finish: 12:59:41
Weather/Track Conditions: Bright/Drying
Circuit: Oulton Park International
Track Length: 4.332 Km - 2.6918 miles
Printed: 25-08-2018 - 13:07

MST
Results: www.mstworld.com. Live Timing: https://livetiming.getraceresults.com/mst. Email: timing@mstworld.com

Oulton Park Gold Cup Historic Race Meeting - 25 - 27 Aug 2018

HSCC Guards Trophy supported by Dunlop Tyres

Qualifying for Race 3 - Sector Analysis

90 Martin Whitlock (B) — MGB

lap	Sect-1	Speed	Sect-2	Speed	Sect-3	Speed	Laptime	Pit
1	Out	74.2	1:21.487	58.3	51.929	63.0	2:54.333	
2	45.039	80.1	1:23.042	61.2	51.863	64.7	2:59.944	
3	47.524	72.3	1:38.876	37.5	1:15.829	62.7	3:42.229	
4	45.325	81.4	1:21.802	66.0	49.996	66.8	2:57.123	
5	45.057	65.6	1:23.312	62.7			3:03.157	
6	Out	82.1	1:14.862	71.8	42.292	82.9	4:30.841	P
7	40.194	85.7	1:12.424	76.1	41.453	84.4	2:34.071	
8	37.665	90.9	1:07.988	78.1	40.558	85.0	2:26.211	
9	36.438	91.3	1:07.209	79.6	38.893	84.7	2:22.540	
10	36.488	92.3	1:06.418	77.6	39.873	84.4	2:22.779	

91 Neil Merry (D) — Sunbeam Tiger

lap	Sect-1	Speed	Sect-2	Speed	Sect-3	Speed	Laptime	Pit
1	Out	77.2	1:21.676	65.7	47.563	73.9	2:48.762	
2	41.779	75.1	1:20.762	65.7	45.240	83.6	2:47.781	
3	39.858	74.8	1:19.923	65.2	46.068	80.4	2:45.849	
4	40.244	81.9	1:16.734	65.8	44.982	87.3	2:41.960	
5	37.746	93.7	1:12.576	76.2	42.525	91.1	2:32.847	
6	36.487	96.6	1:10.978	78.4	40.689	94.2	2:28.154	
7	36.365	97.0	1:11.077	84.7	40.746	90.2	2:28.188	
8	37.674	95.6	1:10.528	74.7	44.721	84.8	2:32.923	
9	38.165	97.1	1:10.250	78.5	43.105	81.0	2:31.520	
10	39.109	95.3	1:09.720	75.1	41.341	83.3	2:30.170	
11	36.103	103.3	1:08.762	77.4	41.577	91.8	2:26.442	
12	35.508	92.7	1:07.892	82.7	39.478	84.8	2:22.878	

93 George Douglas (SRD) — Ginetta G16

lap	Sect-1	Speed	Sect-2	Speed	Sect-3	Speed	Laptime	Pit
1	Out	63.1	1:17.921	71.3	44.642	81.3	2:51.324	
2	39.549	90.5	1:14.650	70.2	43.563	82.0	2:37.762	
3	41.163	71.0	1:18.715	68.5	57.153	60.6	2:57.031	
4	43.150	60.2	1:21.760	72.7	44.213	83.7	2:49.123	
5	36.238	101.0	1:09.436	80.9	40.996	85.7	2:26.670	
6	37.015	99.7	1:10.201	77.9	42.231	79.1	2:29.447	
7	37.813	95.1	1:08.785	84.0	40.070	84.2	2:26.668	
8	37.255	90.9	1:11.422	79.7	41.370	84.0	2:30.047	
9	38.245	91.1	1:10.197	82.8	42.871	75.6	2:31.313	
10	38.767	97.1	1:12.282	77.0	41.959	80.1	2:33.008	
11	37.472	95.2	1:09.841	84.7	40.816	86.8	2:28.129	
12	37.021	100.0	1:07.365	76.0			2:34.806	

98 Absolom-Eckford (D) — Sunbeam Tiger

lap	Sect-1	Speed	Sect-2	Speed	Sect-3	Speed	Laptime	Pit
1	Out	43.0	1:45.102	43.9			5:58.798	
2	Out	86.3	1:20.457	71.5	46.206	84.0	14:20.616	P
3	42.670	87.6	1:20.163	58.4	47.218	81.8	2:50.051	
4	40.634	91.2	1:13.300	78.0	43.304	84.8	2:37.238	
5	38.033	99.8	1:13.239	83.7	42.061	82.7	2:33.333	
6	37.492	97.0	1:12.396	78.4	41.861	87.6	2:31.749	

100 Tina Kok (SRD) — Chevron B8

lap	Sect-1	Speed	Sect-2	Speed	Sect-3	Speed	Laptime	Pit
1	Out	70.2	1:23.695	63.8	47.432	74.5	2:52.915	
2	43.255	73.9	1:19.015	62.7	45.910	70.2	2:48.180	
3	1:01.203	38.3	1:50.050	39.8	1:11.059	68.3	4:02.312	
4	39.375	91.7	1:11.170	77.8	41.644	87.0	2:32.189	
5	38.277	88.7	1:10.606	79.9	40.557	88.9	2:29.440	
6	37.428	90.6	1:09.138	84.1	40.828	88.9	2:27.394	
7	38.087	97.5	1:10.700	81.6	43.048	90.5	2:31.835	
8	38.327	93.6	1:10.529	85.7	41.247	79.8	2:30.103	
9	37.914	100.4	1:09.577	84.8	40.898	85.3	2:28.389	
10	36.684	101.6	1:06.195	88.3	38.395	95.1	2:21.274	
11	34.795	97.0	1:06.135	86.8	37.689	94.3	2:18.619	
12								

104 Richings-Cox (SRB) — Merlyn Mk4A

lap	Sect-1	Speed	Sect-2	Speed	Sect-3	Speed	Laptime	Pit
1	Out	92.7	1:14.001	76.7	43.987	78.7	2:34.226	
2	39.191	90.7	1:13.126	78.9	42.623	87.3	2:34.940	
3	37.278	95.7	1:16.278	71.6			2:45.573	
4	Out	90.6	1:05.620	85.3	38.497	94.5	4:56.073	P
5	33.403	109.1	1:03.254	89.7	36.696	97.9	2:13.353	
6	35.367	103.3	1:03.052	89.8	47.158	92.3	2:25.577	
7	35.946	97.1	1:06.191	84.3	40.748	89.5	2:22.885	
8	37.949	86.9	1:08.022	85.1	39.264	83.4	2:25.235	
9	35.802	104.0	1:05.649	87.3	36.944	94.4	2:18.395	
10	33.372	108.4	1:02.766	93.5	36.696	89.3	2:12.834	
11	32.662	108.8	1:01.476	93.7	35.786	101.1	2:09.924	
12	33.144	108.6	1:04.443	89.9	37.864	90.2	2:15.451	

107 Vicky Brooks (D) — TVR Griffith 200

lap	Sect-1	Speed	Sect-2	Speed	Sect-3	Speed	Laptime	Pit
1	Out	88.5	1:11.329	78.1	41.033	85.7	2:28.119	
2	37.447	98.1	1:10.868	82.8	42.125	73.5	2:30.440	
3	59.830	40.0	1:51.453	31.6	1:10.341	85.5	4:01.624	
4	36.682	101.9	1:10.260	84.1	40.064	88.3	2:27.006	
5	36.297	104.4	1:05.854	88.6	39.013	85.1	2:21.164	
6	37.132	94.1	1:08.793	81.3	40.867	83.5	2:26.792	
7	37.836	96.6	1:10.781	80.5	41.769	84.7	2:30.386	
8	38.300	73.2	1:10.873	81.9	42.873	71.4	2:32.046	
9	39.039	93.0	1:10.084	82.1	40.415	86.8	2:29.538	
10	36.024	95.7	1:08.599	82.9	39.312	90.8	2:23.935	
11	34.883	104.3	1:06.272	86.5	39.003	83.6	2:20.158	
12								

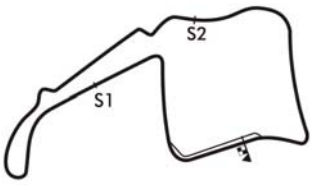

Session Start: 12:29:32 - Finish: 12:59:41
Weather/Track Conditions: Bright/Drying
Circuit: Oulton Park International
Track Length: 4.332 Km - 2.6918 miles
Printed: 25-08-2018 - 13:07

MST
Results: www.mstworld.com. Live Timing: https://livetiming.getraceresults.com/mst. Email: timing@mstworld.com

Oulton Park Gold Cup Historic Race Meeting - 25 - 27 Aug 2018

HSCC Guards Trophy supported by Dunlop Tyres

Qualifying for Race 3 - Sector Analysis

122 S.Smith-D.Smith (A) — Lotus Elan

lap	Sect-1	Speed	Sect-2	Speed	Sect-3	Speed	Laptime	Pit
1	Out	83.6	1:16.955	71.8	44.802	80.1	2:38.561	
2	41.618	83.7	1:17.250	71.7	45.414	82.6	2:44.282	
3	38.941	94.7	1:20.122	70.8	46.244	78.7	2:45.307	
4	41.223	74.2	1:19.719	72.0	44.270	86.7	2:45.212	
5	36.698	100.6	1:08.743	81.8	41.512	88.4	2:26.953	
6	36.818	73.4	1:12.038	83.4	40.641	91.5	2:29.497	
7	36.863	94.5	1:09.577	83.1			2:34.201	
8	Out	91.8	1:12.060	80.4	50.755	28.3	3:48.015	P
9	1:04.360	51.1	1:33.544	59.7			3:38.147	
10								

125 Chris Lillingston-Price (SRD) — Chevron B8

lap	Sect-1	Speed	Sect-2	Speed	Sect-3	Speed	Laptime	Pit
1	Out	78.8	1:09.134	78.5	41.261	83.1	2:26.358	
2	37.166	98.2	1:12.768	80.4	40.410	88.0	2:30.344	
3	38.677	77.7	1:21.929	64.0			2:58.005	
4	Out	105.9	1:04.553	82.0	38.040	95.6	5:46.488	P
5	33.376	110.6	1:01.930	93.4	36.413	101.9	2:11.719	
6	32.717	106.9	1:01.139	94.4	35.876	96.2	2:09.732	
7	32.870	110.8	1:04.314	89.5	38.743	96.2	2:15.927	
8	34.314	107.1	1:04.642	84.1	38.085	82.6	2:17.041	
9	38.334	101.9	1:04.029	93.2	37.396	96.9	2:19.759	
10	32.451	109.5	1:27.735	99.1	34.518	100.8	2:34.704	
11	31.538	113.5	59.140	101.2	33.838	99.9	2:04.516	
12								

188 Bob Binfield (A) — Gilbern 1800 GT

lap	Sect-1	Speed	Sect-2	Speed	Sect-3	Speed	Laptime	Pit
1	Out	83.8	1:16.856	70.8	45.277	78.3	2:38.467	
2	41.305	79.5	1:19.405	66.8	49.243	79.6	2:49.953	
3	38.634	75.2	1:22.604	67.1	1:04.910	50.1	3:06.148	
4	42.058	65.7	1:21.510	70.8	43.517	81.6	2:47.085	
5	36.797	91.8	1:29.166	63.8	45.897	77.4	2:51.860	
6	38.166	87.7	1:12.314	74.2	43.145	81.5	2:33.625	
7	38.648	85.7	1:13.684	68.6	43.966	82.9	2:36.298	
8	40.796	84.5	1:16.026	71.6			2:50.839	
9	Out	84.0	1:12.928	76.8	42.690	78.1	4:08.696	P
10	36.874	91.5	1:09.389	77.8	42.207	83.9	2:28.470	
11	35.949	91.7	1:08.875	78.9	39.994	82.8	2:24.818	
12								

190 Josh Barnett (B) — MGB

lap	Sect-1	Speed	Sect-2	Speed	Sect-3	Speed	Laptime	Pit
1	Out	84.0	1:15.997	70.8	43.801	79.4	2:36.640	
2	39.243	87.1	1:14.167	72.0	42.789	80.5	2:36.199	
3	40.817	68.7	1:21.097	67.0			3:04.617	
4	Out	85.8	1:10.392	72.6	42.229	80.2	4:57.905	P
5	37.203	87.5	1:08.129	74.1	41.712	80.1	2:27.044	
6	36.411	88.1	1:07.704	75.6	41.468	80.2	2:25.583	
7	36.848	87.9	1:09.810	75.7			2:32.974	
8	Out	88.5	1:08.279	76.2	39.791	81.3	3:55.972	P
9	36.338	88.7	1:06.314	77.2	39.184	82.0	2:21.836	
10	35.361	89.7	1:06.158	77.1	38.768	82.5	2:20.287	

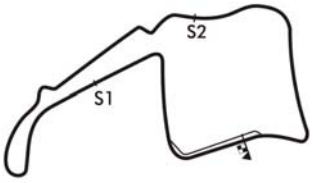

Session Start: 12:29:32 - Finish: 12:59:41
Weather/Track Conditions: Bright/Drying
Circuit: Oulton Park International
Track Length: 4.332 Km - 2.6918 miles
Printed: 25-08-2018 - 13:07

MST
Results: www.mstworld.com. Live Timing: https://livetiming.getraceresults.com/mst. Email: timing@mstworld.com

Oulton Park Gold Cup Historic Race Meeting - 25 - 27 Aug 2018

HSCC Guards Trophy supported by Dunlop Tyres

Qualifying for Race 3 - Best Sector Times

	SECTOR 1			SECTOR 2			SECTOR 3		
	NO	TIME	LAP	NO	TIME	LAP	NO	TIME	LAP
1	44	29.353	12	44	55.738	11	44	32.627	11
2	32	30.939	10	33	58.764	12	125	33.838	11
3	38	31.418	5	16	59.095	9	30	34.554	12
4	125	31.538	11	125	59.140	11	25	34.711	12
5	16	31.791	9	6	59.602	12	33	34.831	11
6	25	31.874	12	17	59.987	12	32	34.899	10
7	52	31.927	9	30	1:00.443	12	52	35.430	9
8	33	31.984	12	32	1:00.618	10	6	35.595	12
9	24	32.085	13	25	1:00.641	12	104	35.786	11
10	23	32.238	13	24	1:00.750	12	24	35.953	12
11	65	32.240	13	38	1:01.000	5	38	36.020	5
12	14	32.256	13	52	1:01.056	8	16	36.105	7
13	30	32.275	12	23	1:01.374	13	17	36.294	12
14	17	32.373	12	104	1:01.476	11	65	36.326	13
15	6	32.380	12	14	1:01.523	13	14	36.381	12
16	104	32.662	11	65	1:02.281	13	77	36.492	11
17	27	33.536	11	77	1:02.500	11	27	36.605	11
18	77	33.834	10	27	1:03.080	11	23	36.633	12
19	1	34.194	4	19	1:03.572	11	19	37.181	11
20	19	34.253	11	1	1:03.963	4	100	37.689	11
21	100	34.795	11	107	1:05.854	5	1	38.092	4
22	107	34.883	11	100	1:06.135	11	41	38.722	9
23	60	34.978	12	190	1:06.158	10	190	38.768	10
24	42	35.090	6	90	1:06.418	10	90	38.893	9
25	190	35.361	10	70	1:06.645	12	107	39.003	11
26	70	35.415	12	41	1:06.650	9	60	39.358	12
27	91	35.508	12	42	1:06.698	6	70	39.436	12
28	41	35.715	9	60	1:06.961	7	91	39.478	12
29	188	35.949	11	93	1:07.365	12	188	39.994	11
30	93	36.238	5	91	1:07.892	12	93	40.070	7
31	90	36.438	9	122	1:08.743	5	58	40.357	1
32	122	36.698	5	188	1:08.875	11	122	40.641	6
33	64	36.855	5	64	1:09.181	6	64	40.853	6
34	58	37.276	2	58	1:11.605	1	42	41.542	6
35	10	37.469	3	98	1:12.396	6	98	41.861	6
36	98	37.492	6	10	1:12.693	1	10	42.827	2
37	8			8			8		
38	29			29			29		
39	80			80			80		

IDEAL / BEST LAP COMPARISON

NO	NAME	BEST	IN	IDEAL	DIFF
44	Hyett-Kirkaldy	1:58.166	11	1:57.718	+0.448
8	Simon Hadfield	2:02.967	11		+
125	Chris Lillingston-Pric	2:04.516	11	2:04.516	+0.000
32	Charles Allison	2:06.456	10	2:06.456	+0.000
16	Phillip Nelson	2:07.058	9	2:06.991	+0.067
25	M.Hibberd-A.Hibber	2:07.226	12	2:07.226	+0.000
30	Kubota-Middlehurst	2:07.272	12	2:07.272	+0.000
33	Waggitt-Needham	2:07.456	12	2:05.579	+1.877
6	Thompson-McClurg	2:07.577	12	2:07.577	+0.000
38	Ugo-Rushworth	2:08.438	5	2:08.438	+0.000
17	Black-Wainwright	2:08.654	12	2:08.654	+0.000
52	Dan Eagling	2:08.832	9	2:08.413	+0.419
104	Richings-Cox	2:09.924	11	2:09.924	+0.000
24	Nick Pancisi	2:10.177	12	2:08.788	+1.389
14	John Spiers	2:10.604	13	2:10.160	+0.444
65	Peter Thompson	2:10.847	13	2:10.847	+0.000
27	Ziegler-Stretton	2:10.968	5	2:13.221	+-2.253
29	Fennell-Milicevic	2:11.360	11		+
23	Darren Wilson	2:12.022	12	2:10.245	+1.777
77	B.Brooks-K.Brooks	2:13.997	11	2:12.826	+1.171
19	Somerton-Astley	2:15.006	11	2:15.006	+0.000
1	John Davison	2:16.249	4	2:16.249	+0.000
100	Tina Kok	2:18.619	11	2:18.619	+0.000
107	Vicky Brooks	2:20.158	11	2:19.740	+0.418
190	Josh Barnett	2:20.287	10	2:20.287	+0.000
41	Brian Casey	2:21.087	9	2:21.087	+0.000
70	Attwood-Bradshaw	2:21.496	12	2:21.496	+0.000
60	Andrew Hayden	2:22.485	7	2:21.297	+1.188
90	Martin Whitlock	2:22.540	9	2:21.749	+0.791
91	Neil Merry	2:22.878	12	2:22.878	+0.000
42	H.Colman-M.Colma	2:23.330	6	2:23.330	+0.000
188	Bob Binfield	2:24.818	11	2:24.818	+0.000
93	George Douglas	2:26.668	7	2:23.673	+2.995
122	S.Smith-D.Smith	2:26.953	5	2:26.082	+0.871
64	Martin Richardson	2:27.206	6	2:26.889	+0.317
98	Absolom-Eckford	2:31.749	6	2:31.749	+0.000
10	McCarthy-Tizzard	2:36.006	7	2:32.989	+3.017
58	Oliver Ford			2:29.238	3:25.537
80	Martin-Dodkins				+

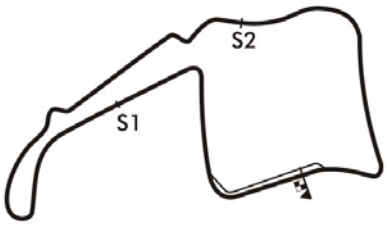

Session Start: 12:29:32 - Finish: 12:59:41
Weather/Track Conditions: Bright/Drying
Circuit: Oulton Park International
Track Length: 4.332 Km - 2.6918 miles
Printed: 25-08-2018 - 13:07

Oulton Park Gold Cup Historic Race Meeting - 25 - 27 Aug 2018

HSCC Guards Trophy supported by Dunlop Tyres

Qualifying for Race 3 - Best Sector Speeds

	NO	SECTOR 1	MPH	NO	SECTOR 2	MPH	NO	SECTOR 3	MPH
1	44	Hyett-Kirkaldy	119.3	44	Hyett-Kirkaldy	103.3	44	Hyett-Kirkaldy	108.4
2	14	John Spiers	116.7	125	Chris Lillingston-Price	101.2	38	Ugo-Rushworth	104.7
3	25	M.Hibberd-A.Hibberd	115.9	38	Ugo-Rushworth	100.6	14	John Spiers	103.6
4	30	Kubota-Middlehurst	115.7	6	Thompson-McClurg	99.7	30	Kubota-Middlehurst	103.6
5	65	Peter Thompson	115.3	33	Waggitt-Needham	98.5	52	Dan Eagling	102.8
6	38	Ugo-Rushworth	114.9	30	Kubota-Middlehurst	97.5	17	Black-Wainwright	102.0
7	52	Dan Eagling	114.1	17	Black-Wainwright	97.4	77	B.Brooks-K.Brooks	101.9
8	6	Thompson-McClurg	113.7	52	Dan Eagling	97.4	125	Chris Lillingston-Price	101.9
9	125	Chris Lillingston-Price	113.5	25	M.Hibberd-A.Hibberd	96.8	25	M.Hibberd-A.Hibberd	101.1
10	16	Phillip Nelson	112.6	65	Peter Thompson	96.3	104	Richings-Cox	101.1
11	23	Darren Wilson	112.4	77	B.Brooks-K.Brooks	96.0	24	Nick Pancisi	100.8
12	32	Charles Allison	112.4	23	Darren Wilson	95.3	6	Thompson-McClurg	100.6
13	77	B.Brooks-K.Brooks	112.0	32	Charles Allison	94.7	33	Waggitt-Needham	100.5
14	17	Black-Wainwright	111.7	24	Nick Pancisi	94.0	16	Phillip Nelson	100.0
15	24	Nick Pancisi	111.3	104	Richings-Cox	93.7	27	Ziegler-Stretton	98.9
16	33	Waggitt-Needham	109.5	16	Phillip Nelson	92.7	32	Charles Allison	97.9
17	104	Richings-Cox	109.1	14	John Spiers	92.2	23	Darren Wilson	97.4
18	27	Ziegler-Stretton	107.4	41	Brian Casey	90.3	65	Peter Thompson	96.6
19	1	John Davison	106.4	27	Ziegler-Stretton	89.7	100	Tina Kok	95.1
20	107	Vicky Brooks	104.4	1	John Davison	89.2	1	John Davison	94.8
21	42	H.Colman-M.Colman	104.0	19	Somerton-Astley	89.2	19	Somerton-Astley	94.8
22	91	Neil Merry	103.3	107	Vicky Brooks	88.6	91	Neil Merry	94.2
23	100	Tina Kok	101.6	100	Tina Kok	88.3	42	H.Colman-M.Colman	94.0
24	93	George Douglas	101.0	60	Andrew Hayden	85.4	60	Andrew Hayden	92.3
25	122	S.Smith-D.Smith	100.6	91	Neil Merry	84.7	122	S.Smith-D.Smith	91.5
26	60	Andrew Hayden	100.4	93	George Douglas	84.7	41	Brian Casey	91.1
27	19	Somerton-Astley	100.3	42	H.Colman-M.Colman	84.0	107	Vicky Brooks	90.8
28	98	Absolom-Eckford	99.8	98	Absolom-Eckford	83.7	58	Oliver Ford	89.6
29	41	Brian Casey	97.0	70	Attwood-Bradshaw	83.6	70	Attwood-Bradshaw	88.9
30	70	Attwood-Bradshaw	94.5	122	S.Smith-D.Smith	83.4	98	Absolom-Eckford	87.6
31	90	Martin Whitlock	92.3	58	Oliver Ford	82.6	10	McCarthy-Tizzard	87.1
32	188	Bob Binfield	91.8	90	Martin Whitlock	79.6	93	George Douglas	86.8
33	58	Oliver Ford	91.1	188	Bob Binfield	78.9	90	Martin Whitlock	85.0
34	10	McCarthy-Tizzard	90.9	64	Martin Richardson	78.2	188	Bob Binfield	83.9
35	190	Josh Barnett	89.7	10	McCarthy-Tizzard	77.7	64	Martin Richardson	82.9
36	64	Martin Richardson	89.4	190	Josh Barnett	77.2	190	Josh Barnett	82.5
37	80	Martin-Dodkins	17.8	8	Simon Hadfield	0.0	8	Simon Hadfield	0.0
38	8	Simon Hadfield	0.0	29	Fennell-Milicevic	0.0	29	Fennell-Milicevic	0.0
39	29	Fennell-Milicevic	0.0	80	Martin-Dodkins	0.0	80	Martin-Dodkins	0.0

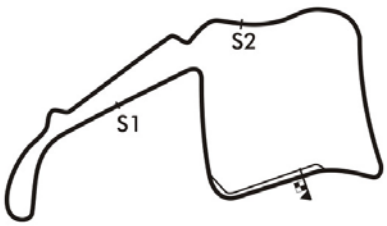

Session Start: 12:29:32 - Finish: 12:59:41
Weather/Track Conditions: Bright/Drying
Circuit: Oulton Park International
Track Length: 4.332 Km - 2.6918 miles

Printed: 25-08-2018 - 13:08

Oulton Park Gold Cup Historic Race Meeting - 25 - 27 Aug 2018

HSCC Guards Trophy supported by Dunlop Tyres

Race 3 - Starting Grid

Sheet No:

Start Time : 13:15 - Heat Duration : 40 Minutes

ROW							
19	37	58	Oliver Ford	38	80	Martin-Dodkins
18	35	98	Absolom-Eckford	36	10	McCarthy-Tizzard
17	33	122	S.Smith-D.Smith	34	64	Martin Richardson
16	31	188	Bob Binfield	32	93	George Douglas
15	29	91	Neil Merry	30	42	H.Colman-M.Colman
14	27	60	Andrew Hayden	28	90	Martin Whitlock
13	25	41	Brian Casey	26	70	Attwood-Bradshaw
12	23	107	Vicky Brooks	24	190	Josh Barnett
11	21	1	John Davison	22	100	Tina Kok
10	19	77	B.Brooks-K.Brooks	20	19	Somerton-Astley
9	17	29	Fennell-Milicevic	18	23	Darren Wilson
8	15	65	Peter Thompson	16	27	Ziegler-Stretton
7	13	24	Nick Pancisi	14	14	John Spiers
6	11	52	Dan Eagling	12	104	Richings-Cox
5	9	38	Ugo-Rushworth	10	17	Black-Wainwright
4	7	33	Waggitt-Needham	8	6	Thompson-McClurg
3	5	25	M.Hibberd-A.Hibberd	6	30	Kubota-Middlehurst
2	3	32	Charles Allison	4	16	Phillip Nelson
1	1	44	Hyett-Kirkaldy	2	125	Chris Lillingston-Price

Pole Right

Car 8 - reserve.

Circuit: Oulton Park International
Track Length: 4.332 Km - 2.6918 miles

These results are provisional until the conclusion of any judicial and technical matters.

Clerk of the Course:	Timekeeper:	Issued at:
Julian Floyd	Nick Palmer	

MST

Printed : 25-08-2018 - 13:38

Oulton Park Gold Cup Historic Race Meeting - 25 - 27 Aug 2018

HSCC Guards Trophy supported by Dunlop Tyres

Race 3 - Classification

Sheet No:

POS	NO	DRIVER/S	CLASS	CLASS POS	CAR MAKE / MODEL	TIME	LAPS	GAP	DIFF	MPH	BEST	ON
1	44	Ross Hyett-Andrew Kirkaldy	SRD	1	Chevron B8	35:54.570	13	-- 13 laps		58.46	2:17.280	9
2	8	Simon Hadfield	SRD	2	Chevron B8	36:21.393	13	26.823	26.823	57.74	2:25.243	7
3	16	Phillip Nelson	SRD	3	Chevron B8GT	36:40.001	13	45.431	18.608	57.26	2:30.706	10
4	32	Charles Allison	SRD	4	Chevron B8	36:51.324	13	56.754	11.323	56.97	2:29.972	12
5	52	Dan Eagling	A	1	Ginetta G4R	36:53.745	13	59.175	2.421	56.91	2:28.517	12
6	27	Martin Stretton-Stefan Ziegler	C	1	Jaguar E-type	36:56.483	13	1:01.913	2.738	56.83	2:30.048	13
7	29	Nick Fennell-Jon Milicevic	SRB	1	Lotus 23B	37:02.080	13	1:07.510	5.597	56.69	2:27.889	7
8	1	John Davison	A	2	Lotus Elan 26R	37:24.995	13	1:30.425	22.915	56.11	2:33.202	10
9	42	Hugh Colman-Mark Colman	SRD	5	Chevron B8	37:25.147	13	1:30.577	0.152	56.11	2:30.041	10
10	65	Peter Thompson	D	1	TVR Griffith	37:25.894	13	1:31.324	0.747	56.09	2:32.764	10
11	14	John Spiers	D	2	TVR Griffith	37:26.543	13	1:31.973	0.649	56.07	2:32.808	10
12	30	Katsu Kubota-Andy Middlehurst	SRB	2	Lotus 23B	37:27.587	13	1:33.017	1.044	56.05	2:31.525	10
13	70	Richard Attwood-Tom Bradshaw	B	1	Porsche 911	37:28.129	13	1:33.559	0.542	56.04	2:28.237	11
14	25	Michael Hibberd-Andrew Hibberd	SRB	3	Lotus 23B	37:49.376	13	1:54.806	21.247	55.51	2:37.884	8
15	6	Nick Thompson-Sean McClurg	SRD	6	Chevron B6	37:49.519	13	1:54.949	0.143	55.51	2:37.647	12
16	24	Nick Pancisi	SRC	1	Elva Mk7S	37:50.094	13	1:55.524	0.575	55.49	2:32.756	10
17	23	Darren Wilson	SRB	4	Lotus 23B	37:50.191	13	1:55.621	0.097	55.49	2:33.970	9
18	33	Jon Waggitt-Peter Needham	SRE	1	Lenham P69	37:55.579	13	2:01.009	5.388	55.36	2:30.227	11
19	104	Michael Richings-Dan Cox	SRB	5	Merlyn Mk4A	37:58.431	13	2:03.861	2.852	55.29	2:33.295	11
20	17	Rob Wainwright-Arnie Black	SRB	6	Crossle 7S	38:15.566	13	2:20.996	17.135	54.87	2:32.224	6
21	107	Vicky Brooks	D	3	TVR Griffith 200	38:16.319	13	2:21.749	0.753	54.85	2:35.751	13
22	190	Josh Barnett	B	2	MGB	38:17.293	13	2:22.723	0.974	54.84	2:36.071	13
23	90	Martin Whitlock-Ben Tinkler	B	3	MGB	38:18.530	13	2:23.960	1.237	54.80	2:35.312	13
24	64	Martin Richardson	B	4	MGB	36:28.158	12	-- 12 laps	44.940	53.14	2:39.443	7
25	188	Bob Binfield	A	3	Gilbern 1800 GT	37:15.445	12	47.287	47.287	52.01	2:47.353	8
26	122	Simon Smith-Dan Smith	A	4	Lotus Elan	37:40.720	12	1:12.562	25.275	51.44	2:41.408	6
27	91	Neil Merry	D	4	Sunbeam Tiger	37:53.170	12	1:25.012	12.450	51.15	2:51.496	7
28	93	George Douglas	SRD	7	Ginetta G16	37:54.472	12	1:26.314	1.302	51.12	2:44.435	9
29	19	Martyn Astley-Andrew Somerton	A	5	Lotus Elan S1	37:55.435	12	1:27.277	0.963	51.10	2:47.799	12
		---------- NOT CLASSIFIED ----------										
DNF	41	Brian Casey	SRE		Lenham P69	2:58.278	1	-- 1 laps --		54.35	2:58.278	1
DNF	58	Oliver Ford	A		Lotus Elan	3:23.257	1	24.979	24.979	47.67		
DNF	77	Bob Brooks	SRB		Merlyn Mk6	3:25.419	1	27.141	2.162	47.17		
DNF	125	Chris Lillingston-Price	SRD		Chevron B8							
DNF	38	Ben Rushworth	SRD		Chevron B8							
DNF	80	Russell Martin-Richard Dodkins	SRD		Chevron B6							

---------- FASTEST LAP SUMMARY ----------

NO	DRIVER/S	CLASS	CAR MAKE / MODEL	FASTEST LAP	ON	MPH
44	Hyett-Kirkaldy	SRD	Chevron B8	2:17.280	9	70.59
29	Fennell-Milicevic	SRB	Lotus 23B	2:27.889	7	65.53
70	Attwood-Bradshaw	B	Porsche 911	2:28.237	11	65.37
52	Dan Eagling	A	Ginetta G4R	2:28.517	12	65.25
27	Stretton-Ziegler	C	Jaguar E-type	2:30.048	13	64.58
33	Waggitt-Needham	SRE	Lenham P69	2:30.227	11	64.51
24	Nick Pancisi	SRC	Elva Mk7S	2:32.756	10	63.44
65	Peter Thompson	D	TVR Griffith	2:32.764	10	63.43

Cars 6 & 32 - 30 second penalty, pit stop taken outside of pit window.
Cars 10,60,98 & 100 - non starters.

Session Start: 13:19:02 - Finish: 13:54:56
Weather/Track Conditions: Rain/Wet
Circuit: Oulton Park International
Track Length: 4.332 Km - 2.6918 miles

These results are provisional until the conclusion of any judicial and technical matters.

Clerk of the Course:	Timekeeper:	Issued at:
Julian Floyd	Nick Palmer	

Oulton Park Gold Cup Historic Race Meeting - 25 - 27 Aug 2018

HSCC Guards Trophy supported by Dunlop Tyres

Race 3 - Sector Analysis

1 John Davison (A) — Lotus Elan 26R

lap	Sect-1	Speed	Sect-2	Speed	Sect-3	Speed	Laptime	Pit	lap	Sect-1	Speed	Sect-2	Speed	Sect-3	Speed	Laptime	Pit
1		82.2	1:17.961	74.6	43.016	85.3	2:52.702		8	38.398	90.3	1:15.349	76.9	41.748	85.3	2:35.495	
2	37.426	93.6	1:17.273	69.2	48.979	60.9	2:43.678		9	37.719	92.1	1:13.825	77.0	41.818	85.0	2:33.362	
3	44.062	41.6	1:44.283	62.2	1:06.545	47.5	3:34.890		10	37.579	94.9	1:13.915	77.6	41.708	85.6	2:33.202	
4	54.248	48.4	1:41.923	54.4			3:41.609		11	38.160	89.2	1:14.755	76.2	42.257	83.3	2:35.172	
5	Out	87.3	1:17.649	75.2	42.669	85.1	3:53.555	P	12	38.024	92.7	1:15.420	78.1	41.957	86.6	2:35.401	
6	37.855	92.2	1:14.971	78.4	42.787	80.0	2:35.613		13	37.385	94.9	1:14.719	76.6	41.944	83.3	2:34.048	
7	37.502	94.0	1:16.407	77.8	42.359	84.8	2:36.268		14								

6 Thompson-McClurg (SRD) — Chevron B6

lap	Sect-1	Speed	Sect-2	Speed	Sect-3	Speed	Laptime	Pit	lap	Sect-1	Speed	Sect-2	Speed	Sect-3	Speed	Laptime	Pit
1		85.6	1:16.466	78.5	43.404	82.6	2:48.757		8	39.082	92.0	1:16.257	77.1	42.631	84.1	2:37.970	
2	39.569	92.3	1:16.527	67.1	47.300	77.5	2:43.396		9	39.361	89.3	1:15.918	73.8	44.094	84.0	2:39.373	
3	44.366	39.2	1:44.399	59.5			3:38.006		10	39.216	90.1	1:15.420	77.6	43.272	80.5	2:37.908	
4	Out	82.0	1:24.950	66.1	46.078	73.2	4:07.133	P	11	39.839	85.9	1:17.231	69.9	43.550	80.5	2:40.620	
5	40.637	87.9	1:18.265	69.0	50.567	83.9	2:49.469		12	39.217	92.5	1:14.486	75.1	43.944	82.2	2:37.647	
6	39.379	83.6	1:18.631	72.3	44.085	77.3	2:42.095		13	39.460	88.9	1:15.273	76.2	44.060	74.8	2:38.793	
7	39.853	92.8	1:14.367	76.3	44.132	77.5	2:38.352		14								

8 Simon Hadfield (SRD) — Chevron B8

lap	Sect-1	Speed	Sect-2	Speed	Sect-3	Speed	Laptime	Pit	lap	Sect-1	Speed	Sect-2	Speed	Sect-3	Speed	Laptime	Pit
1		90.1	1:15.315	73.5	42.604	85.3	2:54.750		8	35.808	101.2	1:10.449	82.3	40.574	87.2	2:26.831	
2	37.097	92.5	1:13.737	71.6	47.343	74.1	2:38.177		9	36.284	98.1	1:10.503	83.5	40.421	91.1	2:27.208	
3	44.073	38.7	1:44.416	59.5	1:06.469	39.6	3:34.958		10	35.280	99.7	1:13.508	80.0	40.023	92.8	2:28.811	
4	54.445	46.9	1:42.546	60.0			3:41.898		11	36.295	97.2	1:11.292	82.6	40.046	90.8	2:27.633	
5	Out	85.3	1:17.270	77.0	43.093	85.5	3:54.572	P	12	36.277	95.1	1:10.827	80.9	40.109	90.4	2:27.213	
6	35.773	100.0	1:09.795	83.1	40.441	89.0	2:26.009		13	35.503	101.3	1:11.787	80.9	40.800	93.2	2:28.090	
7	35.441	100.6	1:09.866	83.8	39.936	88.3	2:25.243		14								

14 John Spiers (D) — TVR Griffith

lap	Sect-1	Speed	Sect-2	Speed	Sect-3	Speed	Laptime	Pit	lap	Sect-1	Speed	Sect-2	Speed	Sect-3	Speed	Laptime	Pit
1		91.5	1:16.884	74.6	42.764	85.3	2:50.760		8	38.040	95.3	1:16.285	74.1	42.692	89.0	2:37.017	
2	38.458	94.3	1:17.422	64.1	47.509	65.6	2:43.389		9	37.931	95.1	1:14.465	79.9	41.103	86.8	2:33.499	
3	43.701	36.9	1:45.395	59.5	1:06.118	49.9	3:35.214		10	37.193	99.1	1:13.837	81.0	41.778	90.0	2:32.808	
4	54.512	48.9	1:42.604	54.1			3:41.964		11	37.624	97.5	1:15.748	79.4	42.041	85.6	2:35.413	
5	Out	90.0	1:17.146	75.3	43.069	88.2	3:56.708	P	12	36.988	98.5	1:15.880	76.7	41.754	85.1	2:34.622	
6	37.633	98.7	1:15.056	79.6	42.496	86.8	2:35.185		13	38.337	97.4	1:14.528	79.4	41.027	88.2	2:33.892	
7	37.931	97.4	1:15.561	75.9	42.580	85.0	2:36.072		14								

16 Phillip Nelson (SRD) — Chevron B8GT

lap	Sect-1	Speed	Sect-2	Speed	Sect-3	Speed	Laptime	Pit	lap	Sect-1	Speed	Sect-2	Speed	Sect-3	Speed	Laptime	Pit
1		98.9	1:11.788	79.3	41.728	88.8	2:35.710		8	37.533	97.8	1:13.744	80.8	41.593	84.5	2:32.870	
2	37.700	99.8	1:11.968	80.0	49.192	73.0	2:38.860		9	37.889	97.5	1:13.307	80.3	41.539	89.4	2:32.735	
3	52.138	41.2	1:43.846	41.2	1:07.127	41.9	3:43.111		10	37.186	100.4	1:12.660	84.7	40.860	87.6	2:30.706	
4	56.730	43.0	1:40.316	43.0			3:38.043		11	39.135	91.3	1:14.506	83.5	42.613	84.7	2:36.254	
5	Out	97.8	1:12.754	82.4	41.490	88.4	3:42.420	P	12	38.244	97.0	1:12.503	81.4	42.718	85.1	2:33.465	
6	37.095	98.2	1:12.538	80.8	42.451	87.5	2:32.084		13	38.270	96.8	1:12.429	82.5	41.464	83.4	2:32.163	
7	37.733	101.5	1:11.898	84.1	41.949	82.2	2:31.580		14								

17 R.Wainwright-A.Black (SRB) — Crossle 7S

lap	Sect-1	Speed	Sect-2	Speed	Sect-3	Speed	Laptime	Pit	lap	Sect-1	Speed	Sect-2	Speed	Sect-3	Speed	Laptime	Pit
1		98.7	1:12.479	83.0	40.609	91.7	2:37.688		8	37.265	95.9	1:14.394	79.6			2:38.409	
2	36.578	99.5	1:12.484	83.9	48.482	67.4	2:37.544		9	Out	92.8	1:18.075	73.0	45.119	84.8	4:02.649	P
3	52.069	39.3	1:43.820	39.8	1:07.426	39.6	3:43.315		10	38.719	93.7	1:16.033	78.7	44.095	83.3	2:38.847	
4	56.464	42.3	1:40.350	43.9	1:00.664	45.9	3:37.478		11	38.767	94.9	1:16.120	78.7	43.761	85.5	2:38.648	
5	55.524	47.7	1:32.414	57.6	52.071	90.4	3:20.009		12	38.563	94.7	1:15.737	75.2	44.178	86.4	2:38.478	
6	36.606	97.8	1:13.677	80.4	41.941	87.5	2:32.224		13	37.738	97.5	1:14.679	77.5	43.045	86.2	2:35.462	
7	38.337	97.5	1:14.537	80.1	41.941	86.2	2:34.815		14								

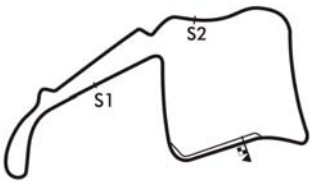

Session Start: 13:19:02 - Finish: 13:54:56
Weather/Track Conditions: Rain/Wet
Circuit: Oulton Park International
Track Length: 4.332 Km - 2.6918 miles
Printed: 26-08-2018 - 13:59

MST
Results: www.mstworld.com. Live Timing: https://livetiming.getraceresults.com/mst. Email: timing@mstworld.com

Oulton Park Gold Cup Historic Race Meeting - 25 - 27 Aug 2018

HSCC Guards Trophy supported by Dunlop Tyres

Race 3 - Sector Analysis

19 Astley-Somerton (A) — Lotus Elan S1

lap	Sect-1	Speed	Sect-2	Speed	Sect-3	Speed	Laptime	Pit	lap	Sect-1	Speed	Sect-2	Speed	Sect-3	Speed	Laptime	Pit
1		81.0	1:22.038	71.0	46.286	75.6	3:06.153		7	Out	75.4	1:22.732	62.2	48.127	75.3	4:22.321	P
2	42.177	77.2	1:26.062	63.8	48.588	67.1	2:56.827		8	42.433	77.1	1:22.878	71.9	46.803	73.4	2:52.114	
3	43.309	74.4	1:37.094	63.2	1:01.918	55.5	3:22.321		9	43.781	73.8	1:24.872	67.1	47.226	74.4	2:55.879	
4	54.114	55.4	1:47.058	60.6	56.361	52.8	3:37.533		10	45.068	66.5	1:22.784	66.1	47.524	77.3	2:55.376	
5	43.860	75.5	1:26.455	65.5	51.527	75.0	3:01.842		11	41.724	81.5	1:32.485	72.3	46.653	74.8	3:00.862	
6	40.803	81.8	1:21.324	66.0			2:56.408		12	42.815	73.8	1:19.743	72.5	45.241	68.9	2:47.799	

23 Darren Wilson (SRB) — Lotus 23B

lap	Sect-1	Speed	Sect-2	Speed	Sect-3	Speed	Laptime	Pit	lap	Sect-1	Speed	Sect-2	Speed	Sect-3	Speed	Laptime	Pit
1		85.9	1:17.581	74.2	44.408	81.8	2:54.531		8	38.183	96.1	1:15.234	70.9	43.963	84.7	2:37.380	
2	39.532	98.7	1:15.458	69.1	47.684	70.3	2:42.674		9	37.410	97.9	1:13.996	78.4	42.564	87.4	2:33.970	
3	44.095	44.1	1:44.458	62.9	1:06.089	46.5	3:34.642		10	37.958	99.2	1:15.121	76.0	43.733	81.0	2:36.812	
4	54.556	48.7	1:42.202	64.0			3:42.452		11	38.143	95.2	1:13.996	80.3	44.296	83.5	2:36.435	
5	Out	88.8	1:18.077	68.0	45.441	82.2	4:02.060	P	12	38.603	87.0	1:14.772	76.5	43.351	84.3	2:36.726	
6	38.937	94.1	1:14.879	76.9	43.983	79.4	2:37.799		13	38.105	91.8	1:15.965	75.5	44.054	87.2	2:38.124	
7	38.643	93.7	1:14.219	78.5	43.724	76.5	2:36.586		14								

24 Nick Pancisi (SRC) — Elva Mk7S

lap	Sect-1	Speed	Sect-2	Speed	Sect-3	Speed	Laptime	Pit	lap	Sect-1	Speed	Sect-2	Speed	Sect-3	Speed	Laptime	Pit
1		87.3	1:15.542	74.6	42.626	79.9	2:46.787		8	37.364	91.7	1:14.301	76.2	42.781	76.5	2:34.446	
2	38.497	92.1	1:15.222	72.4	46.106	73.9	2:39.825		9	37.417	90.5	1:14.650	74.6	41.919	79.7	2:33.986	
3	47.412	38.4	1:44.112	59.0	1:07.679	36.8	3:39.203		10	37.047	93.7	1:12.877	76.6	42.832	80.0	2:32.756	
4	55.135	42.3	1:41.376	42.7			3:40.086		11	36.496	91.7	1:14.196	77.6	44.088	81.2	2:34.780	
5	Out	85.0	1:16.689	76.2	43.843	81.5	4:18.573	P	12	37.552	91.7	1:15.081	74.7	43.417	79.1	2:36.050	
6	38.618	83.8	1:16.635	73.7	43.991	76.5	2:39.244		13	38.011	92.5	1:15.953	70.2	44.223	77.3	2:38.187	
7	38.592	89.1	1:14.733	75.6	42.846	79.2	2:36.171		14								

25 M.Hibberd-A.Hibberd (SRB) — Lotus 23B

lap	Sect-1	Speed	Sect-2	Speed	Sect-3	Speed	Laptime	Pit	lap	Sect-1	Speed	Sect-2	Speed	Sect-3	Speed	Laptime	Pit
1		98.9	1:15.885	76.2	42.609	84.8	2:44.649		8	38.251	101.0	1:16.921	73.0	42.712	83.1	2:37.884	
2	37.839	99.1	1:15.021	71.3	45.387	79.4	2:38.247		9	38.479	98.2	1:17.454	73.5	43.015	84.5	2:38.948	
3	49.528	37.7	1:44.040	52.8	1:06.910	42.2	3:40.478		10	38.487	95.2	1:17.698	70.1	43.381	81.8	2:39.566	
4	56.110	43.7	1:41.231	40.2			3:38.697		11	38.700	95.5	1:16.479	73.8	43.559	81.6	2:38.738	
5	Out	89.8	1:20.148	70.1	43.815	80.0	3:58.432	P	12	38.905	97.7	1:16.578	74.8	42.993	83.8	2:38.476	
6	39.689	91.5	1:15.782	73.7	43.331	77.9	2:38.802		13	38.456	98.5	1:16.021	73.2	43.781	81.2	2:38.258	
7	38.463	97.4	1:15.864	70.6	43.874	81.7	2:38.201		14								

27 Stretton-Ziegler (C) — Jaguar E-type

lap	Sect-1	Speed	Sect-2	Speed	Sect-3	Speed	Laptime	Pit	lap	Sect-1	Speed	Sect-2	Speed	Sect-3	Speed	Laptime	Pit
1		96.8	1:12.345	83.8	40.489	89.5	2:37.820		8	37.294	96.3	1:14.300	78.8	41.446	86.8	2:33.040	
2	36.924	99.4	1:13.377	83.9	48.009	60.0	2:38.310		9	37.132	98.9	1:16.261	80.6	41.077	90.6	2:34.470	
3	52.824	39.2	1:43.594	40.0	1:07.612	42.2	3:44.030		10	36.833	95.1	1:14.787	80.7	41.836	89.2	2:33.456	
4	55.428	44.9	1:40.659	38.0			3:37.209		11	37.622	90.5	1:13.694	80.6	41.252	91.5	2:32.568	
5	Out	72.8	1:18.964	68.1	42.957	87.5	3:57.971	P	12	36.622	94.0	1:14.190	77.9	41.396	91.7	2:32.208	
6	37.440	97.8	1:13.686	78.0	41.527	91.0	2:32.653		13	36.730	97.2	1:12.831	82.4	40.487	90.6	2:30.048	
7	36.550	97.2	1:14.357	81.2	41.793	88.7	2:32.700		14								

29 Fennell-Milicevic (SRB) — Lotus 23B

lap	Sect-1	Speed	Sect-2	Speed	Sect-3	Speed	Laptime	Pit	lap	Sect-1	Speed	Sect-2	Speed	Sect-3	Speed	Laptime	Pit
1		83.0	1:17.662	76.6	44.353	84.2	2:53.473		8	36.852	104.9	1:11.854	84.0	40.380	94.4	2:29.086	
2	40.235	91.3	1:17.227	71.4	47.778	69.0	2:45.240		9	35.568	105.6	1:11.652	85.1	41.665	85.1	2:28.885	
3	43.861	48.2	1:44.202	65.4	1:06.405	49.1	3:34.468		10	36.728	103.2	1:13.982	83.6	41.220	91.7	2:31.930	
4	53.713	53.1	1:43.238	70.6			3:42.583		11	36.857	102.9	1:12.842	79.1	42.486	88.4	2:32.185	
5	Out	83.7	1:15.789	83.1	42.668	93.0	4:07.852	P	12	36.347	101.3	1:12.443	83.5	40.894	93.4	2:29.684	
6	37.492	106.2	1:10.898	82.9	41.702	93.9	2:30.092		13	36.061	102.7	1:12.199	83.1	40.453	94.5	2:28.713	
7	35.763	104.4	1:11.466	84.1	40.660	90.7	2:27.889		14								

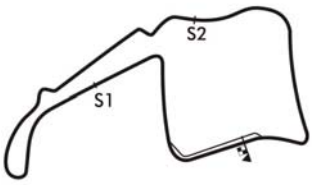

Session Start: 13:19:02 - Finish: 13:54:56
Weather/Track Conditions: Rain/Wet
Circuit: Oulton Park International
Track Length: 4.332 Km - 2.6918 miles
Printed: 26-08-2018 - 13:59

MST
Results: www.mstworld.com. Live Timing: https://livetiming.getraceresults.com/mst. Email: timing@mstworld.com

Oulton Park Gold Cup Historic Race Meeting - 25 - 27 Aug 2018

HSCC Guards Trophy supported by Dunlop Tyres

Race 3 - Sector Analysis

30 Kubota-Middlehurst (SRB) — Lotus 23B

lap	Sect-1	Speed	Sect-2	Speed	Sect-3	Speed	Laptime	Pit	lap	Sect-1	Speed	Sect-2	Speed	Sect-3	Speed	Laptime	Pit
1		89.8	1:18.254	73.9	44.181	84.2	2:55.409		8	37.352	94.5	1:13.046	77.0	41.842	84.8	2:32.240	
2	39.431	97.7	1:16.342	74.5	48.582	64.6	2:44.355		9	37.408	97.0	1:14.077	74.6	41.868	85.5	2:33.353	
3	43.268	49.8	1:44.382	64.1	1:06.159	45.7	3:33.809		10	37.393	97.5	1:12.705	82.0	41.427	87.1	2:31.525	
4	54.368	54.1	1:42.997	68.5			3:43.756		11	37.236	96.7	1:14.579	79.9	41.930	83.1	2:33.745	
5	Out	84.4	1:18.579	73.7	43.388	82.1	4:01.434	P	12	37.887	96.6	1:16.299	80.4	41.319	88.8	2:35.505	
6	38.446	93.0	1:14.267	79.9	42.418	76.1	2:35.131		13	37.535	94.1	1:14.957	79.0	41.067	85.0	2:33.559	
7	37.802	94.9	1:13.734	72.1	42.230	83.9	2:33.766		14								

32 Charles Allison (SRD) — Chevron B8

lap	Sect-1	Speed	Sect-2	Speed	Sect-3	Speed	Laptime	Pit	lap	Sect-1	Speed	Sect-2	Speed	Sect-3	Speed	Laptime	Pit
1		101.8	1:11.302	78.6	40.955	92.3	2:36.061		8	37.731	95.2	1:13.163	78.3	41.988	83.7	2:32.882	
2	37.857	97.5	1:13.436	76.0	48.095	66.7	2:39.388		9	38.008	94.4	1:12.860	77.8	42.961	77.3	2:33.829	
3	52.742	39.6	1:43.781	37.7			3:43.602		10	37.871	93.7	1:12.870	79.6	41.820	82.4	2:32.561	
4	Out	94.3	1:28.388	56.8	52.428	70.9	4:09.540	P	11	38.047	93.5	1:13.348	77.6	41.792	84.5	2:33.187	
5	41.256	83.7	1:24.625	64.2	50.317	81.3	2:56.198		12	37.225	96.7	1:12.112	80.2	40.635	89.2	2:29.972	
6	37.634	96.6	1:13.206	77.2	41.251	85.7	2:32.091		13	36.712	100.1	1:12.328	77.2	40.995	87.9	2:30.035	
7	36.775	98.5	1:13.240	78.6	41.963	80.3	2:31.978		14								

33 Waggitt-Needham (SRE) — Lenham P69

lap	Sect-1	Speed	Sect-2	Speed	Sect-3	Speed	Laptime	Pit	lap	Sect-1	Speed	Sect-2	Speed	Sect-3	Speed	Laptime	Pit
1		94.1	1:15.191	76.8	42.383	90.0	2:41.924		8	37.481	96.4	1:13.324	79.6	42.162	85.7	2:32.967	
2	37.438	95.6	1:13.621	77.7	45.723	72.7	2:36.782		9	36.411	101.5	1:15.567	77.6	43.122	91.6	2:35.100	
3	51.660	39.1	1:43.414	46.3	1:07.597	35.1	3:42.671		10	36.296	98.9	1:14.286	81.8	40.941	92.5	2:31.523	
4	55.876	46.7	1:40.261	41.8	1:00.482	43.6	3:36.619		11	36.159	101.2	1:13.045	77.9	41.023	91.2	2:30.227	
5	55.175	44.5	1:32.216	58.7	52.109	80.6	3:19.500		12	36.058	102.2	1:14.728	72.9	45.046	77.9	2:35.832	
6	38.506	86.0	1:14.894	72.8			2:42.642		13	39.881	93.6	1:13.838	85.0	41.656	88.6	2:35.375	
7	Out	96.6	1:14.935	76.8	41.714	85.4	3:54.417	P	14								

38 Ben Rushworth (SRD) — Chevron B8

lap	Sect-1	Speed	Sect-2	Speed	Sect-3	Speed	Laptime	Pit	lap	Sect-1	Speed	Sect-2	Speed	Sect-3	Speed	Laptime	Pit

41 Brian Casey (SRE) — Lenham P69

lap	Sect-1	Speed	Sect-2	Speed	Sect-3	Speed	Laptime	Pit	lap	Sect-1	Speed	Sect-2	Speed	Sect-3	Speed	Laptime	Pit
1		83.8	1:18.729	69.0	43.733	83.2	2:58.278		2								

42 H.Colman-M.Colman (SRD) — Chevron B8

lap	Sect-1	Speed	Sect-2	Speed	Sect-3	Speed	Laptime	Pit	lap	Sect-1	Speed	Sect-2	Speed	Sect-3	Speed	Laptime	Pit
1		86.9	1:19.796	73.5	45.169	84.5	3:01.225		8	37.233	99.7	1:13.242	75.1	41.421	91.3	2:31.896	
2	39.214	96.8	1:18.298	62.4	48.617	65.5	2:46.129		9	36.945	97.4	1:14.319	80.1	41.378	91.3	2:32.642	
3	43.893	76.8	1:45.146	59.4	1:03.021	47.7	3:32.060		10	36.648	99.5	1:12.792	82.2	40.601	92.1	2:30.041	
4	53.230	53.9	1:46.012	59.5			3:42.894		11	36.336	97.9	1:12.822	80.0	41.511	84.3	2:30.669	
5	Out	80.0	1:17.355	73.6	43.578	84.7	4:00.243	P	12	36.925	101.8	1:15.859	82.0	41.347	90.4	2:34.131	
6	39.734	90.5	1:15.003	77.4	42.224	90.4	2:36.961		13	37.368	100.9	1:14.345	80.2	40.580	83.4	2:32.293	
7	38.694	92.7	1:13.269	78.8	42.000	90.5	2:33.963		14								

44 Hyett-Kirkaldy (SRD) — Chevron B8

lap	Sect-1	Speed	Sect-2	Speed	Sect-3	Speed	Laptime	Pit	lap	Sect-1	Speed	Sect-2	Speed	Sect-3	Speed	Laptime	Pit
1		91.5	1:13.427	79.3	41.774	87.6	2:42.331		8	34.131	109.1	1:07.952	92.8	37.557	99.0	2:19.640	
2	37.436	95.5	1:13.713	71.2	46.970	80.1	2:38.119		9	33.387	109.7	1:06.151	94.5	37.742	100.0	2:17.280	
3	50.981	36.1	1:43.470	51.0	1:07.073	31.7	3:41.524		10	33.212	110.2	1:09.035	92.2	37.147	100.9	2:19.394	
4	56.412	47.9	1:40.978	40.9	59.233	42.4	3:36.623		11	34.679	107.8	1:06.316	94.9	38.163	99.2	2:19.158	
5	55.851	43.3	1:32.583	64.7			3:24.819		12	33.404	108.8	1:05.872	93.2	38.010	99.7	2:17.286	
6	Out	102.9	1:09.019	85.0	40.011	87.3	3:39.181	P	13	33.609	109.5	1:06.981	93.1	37.750	96.0	2:18.340	
7	35.167	106.4	1:07.316	84.4	38.392	96.3	2:20.875		14								

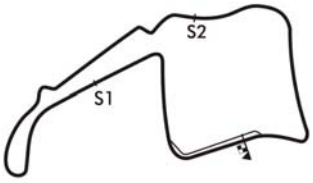

Session Start: 13:19:02 - Finish: 13:54:56
Weather/Track Conditions: Rain/Wet
Circuit: Oulton Park International
Track Length: 4.332 Km - 2.6918 miles
Printed: 26-08-2018 - 13:59

MST
Results: www.mstworld.com. Live Timing: https://livetiming.getraceresults.com/mst. Email: timing@mstworld.com

Oulton Park Gold Cup Historic Race Meeting - 25 - 27 Aug 2018

HSCC Guards Trophy supported by Dunlop Tyres

Race 3 - Sector Analysis

52 Dan Eagling (A) — Ginetta G4R

lap	Sect-1	Speed	Sect-2	Speed	Sect-3	Speed	Laptime	Pit	lap	Sect-1	Speed	Sect-2	Speed	Sect-3	Speed	Laptime	Pit
1		97.0	1:16.192	76.2	42.505	87.1	2:45.453		8	36.779	99.5	1:14.133	80.8	41.353	89.9	2:32.265	
2	37.835	98.4	1:14.990	73.5	45.902	82.8	2:38.727		9	36.898	99.8	1:12.761	81.2	41.418	90.8	2:31.077	
3	49.136	37.2	1:43.983	55.2	1:07.285	38.4	3:40.404		10	36.620	99.5	1:12.235	81.6	41.109	92.5	2:29.964	
4	55.750	42.7	1:40.968	38.3			3:39.129		11	37.847	98.5	1:12.871	81.8	40.591	94.4	2:31.309	
5	Out	96.7	1:17.469	68.7	43.604	83.9	3:57.070	P	12	35.935	101.6	1:11.622	82.9	40.960	92.7	2:28.517	
6	38.508	96.0	1:14.225	79.4	42.240	84.8	2:34.973		13	37.243	100.9	1:11.771	81.4	40.471	91.7	2:29.485	
7	38.130	98.1	1:14.763	78.5	42.479	88.9	2:35.372		14								

58 Oliver Ford (A) — Lotus Elan

lap	Sect-1	Speed	Sect-2	Speed	Sect-3	Speed	Laptime	Pit	lap	Sect-1	Speed	Sect-2	Speed	Sect-3	Speed	Laptime	Pit
1		69.7	1:30.185	72.2			3:23.257		2								

64 Martin Richardson (B) — MGB

lap	Sect-1	Speed	Sect-2	Speed	Sect-3	Speed	Laptime	Pit	lap	Sect-1	Speed	Sect-2	Speed	Sect-3	Speed	Laptime	Pit
1		78.9	1:22.376	69.2	46.007	78.0	3:07.824		7	38.470	85.3	1:16.825	71.0	44.148	75.9	2:39.443	
2	41.298	83.9	1:22.036	64.7	47.813	71.8	2:51.147		8	38.959	82.5	1:19.037	68.8	45.394	74.5	2:43.390	
3	41.948	79.0	1:40.602	62.2	1:02.814	55.4	3:25.364		9	39.550	82.3	1:19.406	67.4	45.884	74.6	2:44.840	
4	54.103	55.0	1:46.238	62.9	55.279	61.4	3:35.620		10	39.828	80.1	1:19.375	68.7	45.291	74.2	2:44.494	
5	41.643	79.4	1:28.172	64.7			3:08.890		11	39.879	81.8	1:20.378	68.1	45.671	74.4	2:45.928	
6	Out	80.2	1:18.907	69.4	44.682	75.3	3:54.811	P	12	39.735	80.7	1:21.544	68.0	45.128	71.1	2:46.407	

65 Peter Thompson (D) — TVR Griffith

lap	Sect-1	Speed	Sect-2	Speed	Sect-3	Speed	Laptime	Pit	lap	Sect-1	Speed	Sect-2	Speed	Sect-3	Speed	Laptime	Pit
1		86.6	1:16.379	76.2	43.191	84.5	2:49.578		8	38.677	95.1	1:16.565	71.3	42.639	87.5	2:37.881	
2	38.462	96.3	1:16.157	67.8	45.821	76.6	2:40.440		9	37.502	97.8	1:14.507	80.7	41.562	88.3	2:33.571	
3	45.101	37.4	1:44.940	61.1	1:06.963	34.0	3:37.004		10	37.021	97.5	1:14.242	79.5	41.501	87.8	2:32.764	
4	54.890	45.3	1:42.665	54.3			3:41.794		11	37.303	94.4	1:16.105	78.7	41.950	89.0	2:35.358	
5	Out	85.5	1:17.419	74.8	43.330	84.0	3:55.235	P	12	37.139	98.4	1:16.015	78.6	41.385	89.0	2:34.539	
6	38.152	96.3	1:16.402	77.9	42.434	81.9	2:36.988		13	37.439	97.1	1:14.926	81.9	41.774	80.4	2:34.139	
7	37.602	96.1	1:16.495	78.8	42.506	83.7	2:36.603		14								

70 Attwood-Bradshaw (B) — Porsche 911

lap	Sect-1	Speed	Sect-2	Speed	Sect-3	Speed	Laptime	Pit	lap	Sect-1	Speed	Sect-2	Speed	Sect-3	Speed	Laptime	Pit
1		84.2	1:18.689	69.8	44.345	84.5	2:56.473		8	37.424	93.0	1:12.594	79.5	41.348	86.6	2:31.366	
2	39.466	91.0	1:16.106	74.5	50.607	71.0	2:46.179		9	36.644	94.4	1:11.864	79.0	40.506	86.8	2:29.014	
3	43.185	63.2	1:44.784	62.9	1:05.028	52.7	3:32.997		10	36.058	91.7	1:12.683	77.1	40.687	89.3	2:29.428	
4	53.469	50.5	1:45.188	58.7	57.912	48.9	3:36.569		11	36.148	94.9	1:12.424	80.9	39.665	88.4	2:28.237	
5	44.081	49.2	1:32.373	62.6			3:15.415		12	35.754	94.8	1:11.926	76.0	40.617	86.6	2:28.297	
6	Out	92.0	1:14.051	74.1	41.500	78.1	3:52.523	P	13	36.334	89.1	1:14.823	77.2	41.343	74.8	2:32.500	
7	36.592	94.4	1:11.949	79.4	40.590	87.3	2:29.131		14								

77 Bob Brooks (SRB) — Merlyn Mk6

lap	Sect-1	Speed	Sect-2	Speed	Sect-3	Speed	Laptime	Pit	lap	Sect-1	Speed	Sect-2	Speed	Sect-3	Speed	Laptime	Pit
1		72.6	1:25.251	64.9			3:25.419		2								

80 Martin-Dodkins (SRD) — Chevron B6

lap	Sect-1	Speed	Sect-2	Speed	Sect-3	Speed	Laptime	Pit	lap	Sect-1	Speed	Sect-2	Speed	Sect-3	Speed	Laptime	Pit

90 Whitlock-Tinkler (B) — MGB

lap	Sect-1	Speed	Sect-2	Speed	Sect-3	Speed	Laptime	Pit	lap	Sect-1	Speed	Sect-2	Speed	Sect-3	Speed	Laptime	Pit
1		77.1	1:23.941	66.0	47.914	75.0	3:11.997		8	37.990	84.7	1:16.617	69.7	43.148	80.1	2:37.755	
2	42.718	83.1	1:22.682	62.5	49.767	69.1	2:55.167		9	37.369	86.1	1:15.632	70.5	43.211	80.1	2:36.212	
3	44.387	79.3	1:35.706	55.0	1:00.151	62.0	3:20.244		10	37.272	86.1	1:17.423	71.4	42.715	80.5	2:37.410	
4	53.581	59.7	1:48.192	61.2			3:41.311		11	37.739	85.8	1:15.969	71.7	43.108	79.7	2:36.816	
5	Out	78.0	1:21.010	71.5	45.390	77.9	4:06.347	P	12	37.893	85.6	1:15.243	72.7	42.880	80.1	2:36.016	
6	39.879	82.5	1:18.009	70.4	44.585	78.9	2:42.473		13	37.117	85.1	1:15.333	75.0	42.862	80.4	2:35.312	
7	39.279	82.8	1:18.394	72.2	43.797	79.4	2:41.470		14								

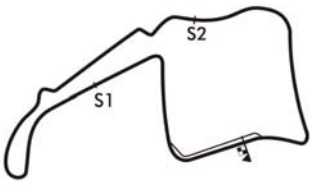

Session Start: 13:19:02 - Finish: 13:54:56
Weather/Track Conditions: Rain/Wet
Circuit: Oulton Park International
Track Length: 4.332 Km - 2.6918 miles
Printed: 26-08-2018 - 13:59

MST
Results: www.mstworld.com. Live Timing: https://livetiming.getraceresults.com/mst. Email: timing@mstworld.com

Oulton Park Gold Cup Historic Race Meeting - 25 - 27 Aug 2018

HSCC Guards Trophy supported by Dunlop Tyres

Race 3 - Sector Analysis

91 Neil Merry (D) — Sunbeam Tiger

lap	Sect-1	Speed	Sect-2	Speed	Sect-3	Speed	Laptime	Pit	lap	Sect-1	Speed	Sect-2	Speed	Sect-3	Speed	Laptime	Pit
1		69.0	1:26.106	60.5	49.709	69.8	3:16.838		7	41.754	77.6	1:21.868	62.1	47.874	75.9	2:51.496	
2	43.186	74.3	1:26.053	60.1	49.471	72.8	2:58.710		8	42.196	68.3	1:23.600	66.8	47.736	76.9	2:53.532	
3	44.199	70.8	1:30.800	56.2	1:01.006	57.8	3:16.005		9	41.974	74.6	1:25.202	68.7	47.306	76.8	2:54.482	
4	52.977	55.7	1:50.327	55.5			3:46.303		10	44.453	75.0	1:24.583	61.6	47.035	78.1	2:56.071	
5	Out	72.2	1:24.621	63.3	48.215	73.4	4:22.159	P	11	41.231	78.0	1:24.285	69.7	46.409	76.1	2:51.925	
6	42.521	72.3	1:22.173	62.0	48.469	72.6	2:53.163		12	41.804	79.6	1:22.140	67.8	48.542	66.5	2:52.486	

93 George Douglas (SRD) — Ginetta G16

lap	Sect-1	Speed	Sect-2	Speed	Sect-3	Speed	Laptime	Pit	lap	Sect-1	Speed	Sect-2	Speed	Sect-3	Speed	Laptime	Pit
1		78.3	1:23.920	66.1	48.108	76.0	3:12.952		7	41.373	80.0	1:21.244	69.1	48.204	77.9	2:50.821	
2	42.088	81.6	1:26.550	67.3	50.900	73.7	2:59.538		8	40.735	84.3	1:19.329	73.4	45.684	78.6	2:45.748	
3	43.131	88.4	1:32.618	56.0	1:00.849	56.3	3:16.598		9	41.163	87.0	1:17.983	74.2	45.289	79.9	2:44.435	
4	53.108	58.3	1:49.484	60.0			3:44.391		10	1:09.658	65.6	1:21.204	70.8	44.781	74.9	3:15.643	
5	Out	83.4	1:24.425	70.5	47.748	75.0	4:29.290	P	11	40.700	90.5	1:24.606	71.0	45.295	77.2	2:50.601	
6	40.790	83.7	1:22.329	72.3	49.004	76.8	2:52.123		12	40.756	80.6	1:24.891	75.2	46.685	79.6	2:52.332	

104 Richings-Cox (SRB) — Merlyn Mk4A

lap	Sect-1	Speed	Sect-2	Speed	Sect-3	Speed	Laptime	Pit	lap	Sect-1	Speed	Sect-2	Speed	Sect-3	Speed	Laptime	Pit
1		77.0	1:21.602	72.1	47.063	76.5	3:07.574		8	38.153	94.8	1:14.760	78.1	42.273	86.7	2:35.186	
2	40.830	89.4	1:20.334	67.1	48.269	70.3	2:49.433		9	38.050	95.2	1:18.945	69.1	42.903	87.9	2:39.898	
3	41.993	82.6	1:40.987	63.9	1:02.830	57.6	3:25.810		10	37.707	95.9	1:14.438	78.4	41.554	87.2	2:33.699	
4	54.338	50.8	1:46.135	64.4			3:43.638		11	37.324	93.9	1:13.850	78.8	42.121	85.0	2:33.295	
5	Out	82.1	1:16.089	75.7	43.006	85.6	4:09.323	P	12	38.011	93.6	1:14.640	79.2	41.887	85.5	2:34.538	
6	39.567	94.0	1:14.091	80.0	41.617	83.0	2:35.275		13	37.191	95.9	1:14.495	77.7	41.763	87.5	2:33.449	
7	38.647	89.2	1:15.783	75.1	42.883	85.4	2:37.313		14								

107 Vicky Brooks (D) — TVR Griffith 200

lap	Sect-1	Speed	Sect-2	Speed	Sect-3	Speed	Laptime	Pit	lap	Sect-1	Speed	Sect-2	Speed	Sect-3	Speed	Laptime	Pit
1		86.7	1:19.232	73.2	44.480	78.1	2:58.348		8	38.019	91.8	1:17.834	69.4	43.893	78.9	2:39.746	
2	40.157	90.1	1:19.633	60.6	48.555	66.1	2:48.345		9	39.354	88.0	1:19.645	65.9	44.590	80.1	2:43.589	
3	43.399	72.2	1:44.648	60.7	1:03.099	54.0	3:31.146		10	39.098	89.2	1:16.702	71.9	43.526	79.4	2:39.326	
4	53.112	57.7	1:44.833	62.2			3:41.112		11	38.557	92.1	1:15.299	74.4	43.384	78.1	2:37.240	
5	Out	85.5	1:18.525	70.4	44.283	77.0	4:02.897	P	12	38.574	90.7	1:15.960	75.7	43.698	83.3	2:38.232	
6	39.675	81.3	1:17.487	72.8	43.874	73.2	2:41.036		13	38.142	91.3	1:14.896	77.6	42.713	73.8	2:35.751	
7	39.476	83.8	1:16.997	74.6	43.078	79.2	2:39.551		14								

122 S.Smith-D.Smith (A) — Lotus Elan

lap	Sect-1	Speed	Sect-2	Speed	Sect-3	Speed	Laptime	Pit	lap	Sect-1	Speed	Sect-2	Speed	Sect-3	Speed	Laptime	Pit
1		79.2	1:20.420	73.6	45.013	83.4	3:02.205		7	39.110	93.0	1:18.670	77.2			2:47.135	
2	40.148	93.1	1:19.530	70.8	49.225	68.0	2:48.903		8	Out	66.8	1:27.924	60.7	49.727	71.6	4:19.465	P
3	44.344	79.8	1:43.584	65.7	1:02.439	51.8	3:30.367		9	45.232	73.8	1:26.405	63.8	48.899	72.8	3:00.536	
4	54.544	49.5	1:45.812	66.8	59.397	57.9	3:39.753		10	43.691	69.2	1:24.906	64.2	48.412	72.7	2:57.009	
5	42.915	78.7	1:27.328	64.2	51.388	83.8	3:01.631		11	42.587	77.3	1:24.027	66.9	48.355	75.3	2:54.969	
6	39.408	85.0	1:17.688	75.7	44.312	79.8	2:41.408		12	42.939	78.4	1:26.168	67.5	48.232	73.4	2:57.339	

125 Chris Lillingston-Price (SRD) — Chevron B8

lap	Sect-1	Speed	Sect-2	Speed	Sect-3	Speed	Laptime	Pit	lap	Sect-1	Speed	Sect-2	Speed	Sect-3	Speed	Laptime	Pit

188 Bob Binfield (A) — Gilbern 1800 GT

lap	Sect-1	Speed	Sect-2	Speed	Sect-3	Speed	Laptime	Pit	lap	Sect-1	Speed	Sect-2	Speed	Sect-3	Speed	Laptime	Pit
1		69.8	1:24.071	66.6	48.055	73.4	3:13.537		7	41.081	82.8	1:20.785	69.2	46.366	73.9	2:48.232	
2	42.401	77.1	1:27.013	63.9	50.403	67.4	2:59.817		8	41.230	81.0	1:20.485	68.7	45.638	76.7	2:47.353	
3	44.407	73.5	1:31.744	58.6	1:00.698	58.8	3:16.849		9	40.296	84.5	1:20.458	68.4	46.715	74.8	2:47.469	
4	53.086	61.0	1:50.308	56.6			3:44.704		10	41.654	77.2	1:20.848	69.0	46.971	71.7	2:49.473	
5	Out	73.9	1:22.680	69.0	46.048	72.5	4:18.548	P	11	42.161	79.7	1:20.058	70.7	45.687	74.9	2:47.906	
6	41.290	79.4	1:21.361	69.8	45.979	74.1	2:48.630		12	41.352	81.2	1:24.042	68.0	47.533	71.0	2:52.927	

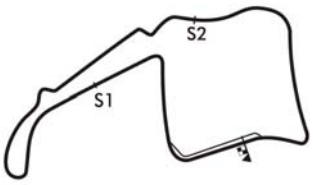

Session Start: 13:19:02 - Finish: 13:54:56
Weather/Track Conditions: Rain/Wet
Circuit: Oulton Park International
Track Length: 4.332 Km - 2.6918 miles
Printed: 26-08-2018 - 13:59

MST
Results: www.mstworld.com. Live Timing: https://livetiming.getraceresults.com/mst. Email: timing@mstworld.com

Oulton Park Gold Cup Historic Race Meeting - 25 - 27 Aug 2018

HSCC Guards Trophy supported by Dunlop Tyres

Race 3 - Sector Analysis

190	Josh Barnett (B)								MGB							
lap	Sect-1	Speed	Sect-2	Speed	Sect-3	Speed	Laptime	Pit	lap	Sect-1	Speed	Sect-2	Speed	Sect-3	Speed	Laptime	Pit
1		83.9	1:19.456	72.0	44.418	78.5	2:57.654		8	39.199	83.9	1:15.672	73.8	42.461	78.6	2:37.332	
2	41.067	81.3	1:21.168	65.7	49.330	64.5	2:51.565		9	38.837	85.3	1:16.386	70.5	44.942	79.4	2:40.165	
3	43.040	72.4	1:44.910	59.1	1:02.892	48.2	3:30.842		10	39.024	84.9	1:16.819	72.9	43.248	80.0	2:39.091	
4	53.350	53.3	1:46.182	63.3			3:44.547		11	39.098	85.3	1:15.784	73.7	42.540	79.6	2:37.422	
5	Out	79.8	1:18.773	72.2	43.698	79.9	4:04.559	P	12	38.999	83.4	1:16.089	74.3	43.202	79.5	2:38.290	
6	40.146	79.9	1:16.827	72.5	43.567	79.6	2:40.540		13	38.276	84.8	1:15.405	74.2	42.390	78.7	2:36.071	
7	39.161	83.0	1:16.212	72.7	43.842	79.4	2:39.215		14								

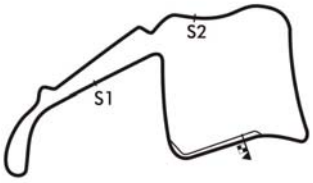

Session Start: 13:19:02 - Finish: 13:54:56
Weather/Track Conditions: Rain/Wet
Circuit: Oulton Park International
Track Length: 4.332 Km - 2.6918 miles
Printed: 26-08-2018 - 13:59

MST
Results: www.mstworld.com. Live Timing: https://livetiming.getraceresults.com/mst. Email: timing@mstworld.com

Oulton Park Gold Cup Historic Race Meeting - 25 - 27 Aug 2018

HSCC Guards Trophy supported by Dunlop Tyres

Race 3 - Best Sector Times

	SECTOR 1			SECTOR 2			SECTOR 3		
	NO	TIME	LAP	NO	TIME	LAP	NO	TIME	LAP
1	44	33.212	10	44	1:05.872	12	44	37.147	10
2	8	35.280	10	8	1:09.795	6	70	39.665	11
3	29	35.568	9	29	1:10.898	6	8	39.936	7
4	70	35.754	12	32	1:11.302	1	29	40.380	8
5	52	35.935	12	52	1:11.622	12	52	40.471	13
6	33	36.058	12	16	1:11.788	1	27	40.487	13
7	42	36.336	11	70	1:11.864	9	42	40.580	13
8	24	36.496	11	27	1:12.345	1	17	40.609	1
9	27	36.550	7	17	1:12.479	1	32	40.635	12
10	17	36.578	2	30	1:12.705	10	16	40.860	10
11	32	36.712	13	42	1:12.792	10	33	40.941	10
12	14	36.988	12	24	1:12.877	10	14	41.027	13
13	65	37.021	10	33	1:13.045	11	30	41.067	13
14	16	37.095	6	1	1:13.825	9	65	41.385	12
15	90	37.117	13	14	1:13.837	10	104	41.554	10
16	104	37.191	13	104	1:13.850	11	1	41.708	10
17	30	37.236	11	23	1:13.996	9	24	41.919	9
18	1	37.385	13	65	1:14.242	10	190	42.390	13
19	23	37.410	9	6	1:14.367	7	23	42.564	9
20	25	37.839	2	107	1:14.896	13	25	42.609	1
21	107	38.019	8	25	1:15.021	2	6	42.631	8
22	190	38.276	13	90	1:15.243	12	107	42.713	13
23	64	38.470	7	190	1:15.405	13	90	42.715	10
24	41	38.794	2	64	1:16.825	7	41	43.733	1
25	6	39.082	8	122	1:17.688	6	64	44.148	7
26	122	39.110	7	93	1:17.983	9	122	44.312	6
27	188	40.296	9	41	1:18.729	1	93	44.781	10
28	93	40.700	11	19	1:19.743	12	19	45.241	12
29	19	40.803	6	188	1:20.058	11	188	45.638	8
30	91	41.231	11	91	1:21.868	7	91	46.409	11
31	58	48.469	1	77	1:25.251	1	58	1:38.566	0
32	38			58	1:30.185	1	125		
33	77			38			38		
34	80			80			77		
35	125			125			80		

IDEAL / BEST LAP COMPARISON

NO	NAME	BEST	IN	IDEAL	DIFF
44	Hyett-Kirkaldy	2:17.280	9	2:16.231	+1.049
8	Simon Hadfield	2:25.243	7	2:25.011	+0.232
29	Fennell-Milicevic	2:27.889	7	2:26.846	+1.043
70	Attwood-Bradshaw	2:28.237	11	2:27.283	+0.954
52	Dan Eagling	2:28.517	12	2:28.028	+0.489
32	Charles Allison	2:29.972	12	2:28.649	+1.323
42	H.Colman-M.Colma	2:30.041	10	2:29.708	+0.333
27	Stretton-Ziegler	2:30.048	13	2:29.382	+0.666
33	Waggitt-Needham	2:30.227	11	2:30.044	+0.183
16	Phillip Nelson	2:30.706	10	2:29.743	+0.963
30	Kubota-Middlehurst	2:31.525	10	2:31.008	+0.517
17	R.Wainwright-A.Bla	2:32.224	6	2:29.666	+2.558
24	Nick Pancisi	2:32.756	10	2:31.292	+1.464
65	Peter Thompson	2:32.764	10	2:32.648	+0.116
14	John Spiers	2:32.808	10	2:31.852	+0.956
1	John Davison	2:33.202	10	2:32.918	+0.284
104	Richings-Cox	2:33.295	11	2:32.595	+0.700
23	Darren Wilson	2:33.970	9	2:33.970	+0.000
90	Whitlock-Tinkler	2:35.312	13	2:35.075	+0.237
107	Vicky Brooks	2:35.751	13	2:35.628	+0.123
190	Josh Barnett	2:36.071	13	2:36.071	+0.000
6	Thompson-McClurg	2:37.647	12	2:36.080	+1.567
25	M.Hibberd-A.Hibber	2:37.884	8	2:35.469	+2.415
64	Martin Richardson	2:39.443	7	2:39.443	+0.000
122	S.Smith-D.Smith	2:41.408	6	2:41.110	+0.298
93	George Douglas	2:44.435	9	2:43.464	+0.971
188	Bob Binfield	2:47.353	8	2:45.992	+1.361
19	Astley-Somerton	2:47.799	12	2:45.787	+2.012
91	Neil Merry	2:51.496	7	2:49.508	+1.988
41	Brian Casey	2:58.278	1	2:41.256	+17.022
77	Bob Brooks				+
58	Oliver Ford			3:57.220	3:57.555
125	Chris Lillingston-Pric				+
38	Ben Rushworth				+
80	Martin-Dodkins				+

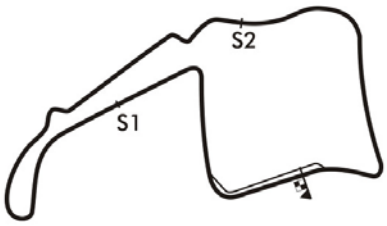

Session Start: 13:19:02 - Finish: 13:54:56
Weather/Track Conditions: Rain/Wet
Circuit: Oulton Park International
Track Length: 4.332 Km - 2.6918 miles
Printed: 26-08-2018 - 14:00

Oulton Park Gold Cup Historic Race Meeting - 25 - 27 Aug 2018

HSCC Guards Trophy supported by Dunlop Tyres

Race 3 - Best Sector Speeds

	NO	SECTOR 1	MPH	NO	SECTOR 2	MPH	NO	SECTOR 3	MPH
1	44	Hyett-Kirkaldy	110.2	44	Hyett-Kirkaldy	94.9	44	Hyett-Kirkaldy	100.9
2	29	Fennell-Milicevic	106.2	29	Fennell-Milicevic	85.1	29	Fennell-Milicevic	94.5
3	33	Waggitt-Needham	102.2	33	Waggitt-Needham	85.0	52	Dan Eagling	94.4
4	32	Charles Allison	101.8	16	Phillip Nelson	84.7	8	Simon Hadfield	93.2
5	42	H.Colman-M.Colman	101.8	17	R.Wainwright-A.Black	83.9	33	Waggitt-Needham	92.5
6	52	Dan Eagling	101.6	27	Stretton-Ziegler	83.9	32	Charles Allison	92.3
7	16	Phillip Nelson	101.5	8	Simon Hadfield	83.8	42	H.Colman-M.Colman	92.1
8	8	Simon Hadfield	101.3	52	Dan Eagling	82.9	17	R.Wainwright-A.Black	91.7
9	25	M.Hibberd-A.Hibberd	101.0	42	H.Colman-M.Colman	82.2	27	Stretton-Ziegler	91.7
10	17	R.Wainwright-A.Black	99.5	30	Kubota-Middlehurst	82.0	14	John Spiers	90.0
11	27	Stretton-Ziegler	99.4	65	Peter Thompson	81.9	16	Phillip Nelson	89.4
12	23	Darren Wilson	99.2	14	John Spiers	81.0	70	Attwood-Bradshaw	89.3
13	14	John Spiers	99.1	70	Attwood-Bradshaw	80.9	65	Peter Thompson	89.0
14	65	Peter Thompson	98.4	23	Darren Wilson	80.3	30	Kubota-Middlehurst	88.8
15	30	Kubota-Middlehurst	97.7	32	Charles Allison	80.2	104	Richings-Cox	87.9
16	104	Richings-Cox	95.9	104	Richings-Cox	80.0	23	Darren Wilson	87.4
17	1	John Davison	94.9	6	Thompson-McClurg	78.5	1	John Davison	86.6
18	70	Attwood-Bradshaw	94.9	1	John Davison	78.4	25	M.Hibberd-A.Hibberd	84.8
19	24	Nick Pancisi	93.7	24	Nick Pancisi	77.6	6	Thompson-McClurg	84.1
20	122	S.Smith-D.Smith	93.1	107	Vicky Brooks	77.6	122	S.Smith-D.Smith	83.8
21	6	Thompson-McClurg	92.8	122	S.Smith-D.Smith	77.2	107	Vicky Brooks	83.3
22	107	Vicky Brooks	92.1	25	M.Hibberd-A.Hibberd	76.2	41	Brian Casey	83.2
23	93	George Douglas	90.5	93	George Douglas	75.2	24	Nick Pancisi	81.5
24	41	Brian Casey	90.4	90	Whitlock-Tinkler	75.0	90	Whitlock-Tinkler	80.5
25	90	Whitlock-Tinkler	86.1	190	Josh Barnett	74.3	190	Josh Barnett	80.0
26	64	Martin Richardson	85.3	19	Astley-Somerton	72.5	93	George Douglas	79.9
27	190	Josh Barnett	85.3	58	Oliver Ford	72.2	91	Neil Merry	78.1
28	188	Bob Binfield	84.5	64	Martin Richardson	71.0	64	Martin Richardson	78.0
29	19	Astley-Somerton	81.8	188	Bob Binfield	70.7	19	Astley-Somerton	77.3
30	91	Neil Merry	79.6	91	Neil Merry	69.7	188	Bob Binfield	76.7
31	77	Bob Brooks	72.6	41	Brian Casey	69.0	58	Oliver Ford	50.4
32	58	Oliver Ford	69.7	77	Bob Brooks	64.9	38	Ben Rushworth	0.0
33	38	Ben Rushworth	0.0	38	Ben Rushworth	0.0	77	Bob Brooks	0.0
34	80	Martin-Dodkins	0.0	80	Martin-Dodkins	0.0	80	Martin-Dodkins	0.0
35	125	Chris Lillingston-Price	0.0	125	Chris Lillingston-Price	0.0	125	Chris Lillingston-Price	0.0

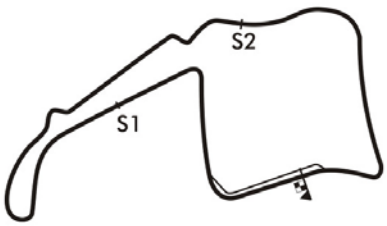

Session Start: 13:19:02 - Finish: 13:54:56
Weather/Track Conditions: Rain/Wet
Circuit: Oulton Park International
Track Length: 4.332 Km - 2.6918 miles
Printed: 26-08-2018 - 14:00

Oulton Park Gold Cup Historic Race Meeting - 25 - 27 Aug 2018

HSCC Guards Trophy supported by Dunlop Tyres

Race 3 - Lap Chart

Lap 1			Lap 2			Lap 3			Lap 4			Lap 5			Lap 6		
NO	Behind	Laptime	NO	Behind	Laptime	NO	Behind	Laptime	NO	Behind	Laptime	NO	Behind	Laptime	NO	Behind	Laptime
16		2:35.710	16		2:38.860	16		3:43.111	**16**		3:38.043	17		3:20.009	17		2:32.224
32	0.351	2:36.061	17	0.662	2:37.544	17	0.866	3:43.315	17	0.301	3:37.478	33	1.462	3:19.500	32	8.622	2:32.091
17	1.978	2:37.688	32	0.879	2:39.388	**32**	1.370	3:43.602	**27**	1.645	3:37.209	122	6.825	3:01.631	**33**	11.880	2:42.642
27	2.110	2:37.820	27	1.560	2:38.310	27	2.479	3:44.030	33	2.272	3:36.619	**44**	7.382	3:24.819	122	16.009	2:41.408
33	6.214	2:41.924	33	4.136	2:36.782	33	3.696	3:42.671	44	2.873	3:36.623	19	8.642	3:01.842	6	20.598	2:42.095
44	6.621	2:42.331	44	5.880	2:38.119	44	4.293	3:41.524	**25**	6.347	3:38.697	32	8.755	2:56.198	16	21.970	2:32.084
25	8.939	2:44.649	25	8.326	2:38.247	25	5.693	3:40.478	**52**	7.989	3:39.129	6	10.727	2:49.469	**19**	32.826	2:56.408
52	9.743	2:45.453	52	9.610	2:38.727	52	6.903	3:40.404	**24**	10.177	3:40.086	**70**	11.599	3:15.415	27	39.735	2:32.653
24	11.077	2:46.787	24	12.042	2:39.825	24	8.134	3:39.203	**65**	13.092	3:41.794	**64**	12.811	3:08.890	8	42.106	2:26.009
6	13.047	2:48.757	65	15.448	2:40.440	65	9.341	3:37.004	**8**	14.059	3:41.898	16	22.110	3:42.420	52	47.498	2:34.973
65	13.868	2:49.578	6	17.583	2:43.396	8	10.204	3:34.958	**14**	15.603	3:41.964	27	39.306	3:57.971	25	51.047	2:38.802
14	15.050	2:50.760	8	18.357	2:38.177	14	11.682	3:35.214	70	16.494	3:36.569	25	44.469	3:58.432	65	52.781	2:36.988
1	16.992	2:52.702	14	19.579	2:43.389	**6**	12.478	3:38.006	**1**	17.155	3:41.609	52	44.749	3:57.070	1	53.789	2:35.613
29	17.763	2:53.473	1	21.810	2:43.678	1	13.589	3:34.890	**23**	18.575	3:42.452	65	48.017	3:55.235	14	54.962	2:35.185
23	18.821	2:54.531	23	22.635	2:42.674	23	14.166	3:34.642	**29**	20.040	3:42.583	8	48.321	3:54.572	29	1:05.450	2:30.092
8	19.040	2:54.750	29	24.143	2:45.240	29	15.500	3:34.468	**30**	21.605	3:43.756	1	50.400	3:53.555	30	1:05.636	2:35.131
30	19.699	2:55.409	30	25.194	2:44.355	30	15.892	3:33.809	**107**	23.227	3:41.112	14	52.001	3:56.708	23	1:05.900	2:37.799
70	20.763	2:56.473	70	28.082	2:46.179	70	17.968	3:32.997	64	24.231	3:35.620	23	1:00.325	4:02.060	42	1:11.254	2:36.961
190	21.944	2:57.654	107	32.123	2:48.345	107	20.158	3:31.146	122	25.504	3:39.753	30	1:02.729	4:01.434	44	1:14.339	3:39.181
41	22.568	2:58.278	42	32.784	2:46.129	42	21.733	3:32.060	**42**	26.584	3:42.894	107	1:05.814	4:02.897	107	1:14.626	2:41.036
107	22.638	2:58.348	190	34.649	2:51.565	190	22.380	3:30.842	19	27.110	3:37.533	42	1:06.517	4:00.243	24	1:15.460	2:39.244
42	25.515	3:01.225	122	36.538	2:48.903	122	23.794	3:30.367	**190**	28.884	3:44.547	29	1:07.582	4:07.852	190	1:21.449	2:40.540
122	26.495	3:02.205	104	42.437	2:49.433	104	25.136	3:25.810	**104**	30.731	3:43.638	24	1:08.440	4:18.573	104	1:22.795	2:35.275
19	30.443	3:06.153	64	44.401	2:51.147	64	26.654	3:25.364	32	32.867	4:09.540	190	1:13.133	4:04.559	90	1:29.281	2:42.473
104	31.864	3:07.574	19	48.410	2:56.827	19	27.620	3:22.321	**90**	32.995	3:41.311	90	1:19.032	4:06.347	70	1:31.898	3:52.523
64	32.114	3:07.824	90	52.594	2:55.167	90	29.727	3:20.244	**93**	37.755	3:44.391	104	1:19.744	4:09.323	64	1:35.398	3:54.811
90	36.287	3:11.997	93	57.920	2:59.538	93	31.407	3:16.598	**188**	39.183	3:44.704	188	1:37.421	4:18.548	188	1:53.827	2:48.630
93	37.242	3:12.952	188	58.784	2:59.817	188	32.522	3:16.849	6	41.568	4:07.133	91	1:43.981	4:22.159	91	2:04.920	2:53.163
188	37.827	3:13.537	91	1:00.978	2:58.710	91	33.872	3:16.005	**91**	42.132	3:46.303	93	1:46.735	4:29.290	93	2:06.634	2:52.123
91	41.128	3:16.838															
58	47.547	3:23.257															
77	49.709	3:25.419															

Session Start: 13:19:02 - Finish: 13:54:56
Weather/Track Conditions: Rain/Wet
Circuit: Oulton Park International
Track Length: 4.332 Km - 2.6918 miles
Printed: 26-08-2018 - 14:00

MST
Results: www.mstworld.com. Live Timing: https://livetiming.getraceresults.com/mst. Email: timing@mstworld.com

Oulton Park Gold Cup Historic Race Meeting - 25 - 27 Aug 2018

HSCC Guards Trophy supported by Dunlop Tyres

Race 3 - Lap Chart

Lap 7			Lap 8			Lap 9			Lap 10			Lap 11			Lap 12		
NO	Behind	Laptime	NO	Behind	Laptime	NO	Behind	Laptime	NO	Behind	Laptime	NO	Behind	Laptime	NO	Behind	Laptime
17		2:34.815	**17**		2:38.409	32		2:33.829	32		2:32.561	44		2:19.158	44		2:17.286
32	5.785	2:31.978	32	0.258	2:32.882	91	1 LAP	2:53.532	122	1 LAP	3:00.536	32	2.373	2:33.187	64	1 LAP	2:45.928
16	18.735	2:31.580	16	13.196	2:32.870	16	11.844	2:32.735	93	1 LAP	2:44.435	8	7.146	2:27.633	32	15.059	2:29.972
6	24.135	2:38.352	8	20.956	2:26.831	8	14.077	2:27.208	16	9.989	2:30.706	16	15.429	2:36.254	8	17.073	2:27.213
122	28.329	2:47.135	6	23.696	2:37.970	44	24.823	2:17.280	8	10.327	2:28.811	188	1 LAP	2:49.473	16	31.608	2:33.465
8	32.534	2:25.243	27	32.251	2:33.040	6	28.982	2:39.373	44	11.656	2:19.394	122	1 LAP	2:57.009	188	1 LAP	2:47.906
27	37.620	2:32.700	44	41.630	2:19.640	27	32.634	2:34.470	19	1 LAP	2:55.879	27	35.283	2:32.568	52	48.030	2:28.517
52	48.055	2:35.372	52	41.911	2:32.265	52	38.901	2:31.077	91	1 LAP	2:54.482	52	36.799	2:31.309	27	50.205	2:32.208
25	54.433	2:38.201	29	49.201	2:29.086	29	43.999	2:28.885	27	33.529	2:33.456	6	44.135	2:40.620	29	57.137	2:29.684
65	54.569	2:36.603	1	52.328	2:35.495	1	51.603	2:33.362	6	34.329	2:37.908	29	44.739	2:32.185	6	1:04.496	2:37.647
1	55.242	2:36.268	25	53.908	2:37.884	65	53.525	2:33.571	52	36.304	2:29.964	19	1 LAP	2:55.376	122	1 LAP	2:54.969
14	56.219	2:36.072	65	54.041	2:37.881	14	54.239	2:33.499	29	43.368	2:31.930	91	1 LAP	2:56.071	1	1:14.717	2:35.401
29	58.524	2:27.889	14	54.827	2:37.017	30	57.684	2:33.353	1	52.244	2:33.202	93	1 LAP	3:15.643	65	1:15.525	2:34.539
44	1:00.399	2:20.875	30	58.418	2:32.240	25	58.769	2:38.948	65	53.728	2:32.764	1	56.602	2:35.172	14	1:16.421	2:34.622
30	1:04.587	2:33.766	42	1:03.889	2:31.896	42	1:02.444	2:32.642	14	54.486	2:32.808	65	58.272	2:35.358	42	1:16.624	2:34.131
23	1:07.671	2:36.586	23	1:06.642	2:37.380	23	1:06.525	2:33.970	30	56.648	2:31.525	14	59.085	2:35.413	30	1:17.798	2:35.505
42	1:10.402	2:33.963	24	1:12.853	2:34.446	24	1:12.752	2:33.986	42	59.924	2:30.041	30	59.579	2:33.745	70	1:19.399	2:28.297
24	1:16.816	2:36.171	70	1:19.171	2:31.366	70	1:14.098	2:29.014	25	1:05.774	2:39.566	42	59.779	2:30.669	91	1 LAP	2:51.925
107	1:19.362	2:39.551	107	1:20.699	2:39.746	33	1:27.053	2:35.100	23	1:10.776	2:36.812	70	1:08.388	2:28.237	93	1 LAP	2:50.601
104	1:25.293	2:37.313	104	1:22.070	2:35.186	104	1:27.881	2:39.898	70	1:10.965	2:29.428	25	1:13.698	2:38.738	19	1 LAP	3:00.862
190	1:25.849	2:39.215	190	1:24.772	2:37.332	17	1:28.562	4:02.649	24	1:12.947	2:32.756	23	1:16.397	2:36.435	25	1:34.888	2:38.476
70	1:26.214	2:29.131	33	1:26.040	2:32.967	107	1:30.201	2:43.589	33	1:26.015	2:31.523	24	1:16.913	2:34.780	24	1:35.677	2:36.050
33	1:31.482	3:54.417	90	1:35.282	2:37.755	190	1:30.850	2:40.165	104	1:29.019	2:33.699	33	1:25.428	2:30.227	23	1:35.837	2:36.726
90	1:35.936	2:41.470	64	1:45.007	2:43.390	90	1:37.407	2:36.212	17	1:34.848	2:38.847	104	1:31.500	2:33.295	33	1:43.974	2:35.832
64	1:40.026	2:39.443	122	2:09.385	4:19.465	64	1:55.760	2:44.840	107	1:36.966	2:39.326	17	1:42.682	2:38.648	104	1:48.752	2:34.538
188	2:07.244	2:48.232	188	2:16.188	2:47.353	188	2:29.570	2:47.469	190	1:37.380	2:39.091	107	1:43.392	2:37.240	17	2:03.874	2:38.478
19	2:20.332	4:22.321	93	2:29.979	2:45.748				90	1:42.256	2:37.410	190	1:43.988	2:37.422	107	2:04.338	2:38.232
91	2:21.601	2:51.496	19	2:34.037	2:52.114				64	2:07.693	2:44.494	90	1:48.258	2:36.816	190	2:04.992	2:38.290
93	2:22.640	2:50.821													90	2:06.988	2:36.016

Session Start: 13:19:02 - Finish: 13:54:56
Weather/Track Conditions: Rain/Wet
Circuit: Oulton Park International
Track Length: 4.332 Km - 2.6918 miles
Printed: 26-08-2018 - 14:00

MST
Results: www.mstworld.com. Live Timing: https://livetiming.getraceresults.com/mst. Email: timing@mstworld.com

Oulton Park Gold Cup Historic Race Meeting - 25 - 27 Aug 2018

HSCC Guards Trophy supported by Dunlop Tyres

Race 3 - Lap Chart

Lap 13		
NO	Behind	Laptime
44		2:18.340
32	26.754	2:30.035
8	26.823	2:28.090
64	1 LAP	2:46.407
16	45.431	2:32.163
52	59.175	2:29.485
27	1:01.913	2:30.048
29	1:07.510	2:28.713
188	1 LAP	2:52.927
6	1:24.949	2:38.793
1	1:30.425	2:34.048
42	1:30.577	2:32.293
65	1:31.324	2:34.139
14	1:31.973	2:33.892
30	1:33.017	2:33.559
70	1:33.559	2:32.500
122	1 LAP	2:57.339
25	1:54.806	2:38.258
24	1:55.524	2:38.187
23	1:55.621	2:38.124
91	1 LAP	2:52.486
93	1 LAP	2:52.332
19	1 LAP	2:47.799
33	2:01.009	2:35.375
104	2:03.861	2:33.449
17	2:20.996	2:35.462
107	2:21.749	2:35.751
190	2:22.723	2:36.071
90	2:23.960	2:35.312

Session Start: 13:19:02 - Finish: 13:54:56
Weather/Track Conditions: Rain/Wet
Circuit: Oulton Park International
Track Length: 4.332 Km - 2.6918 miles
Printed: 26-08-2018 - 14:00

MST
Results: www.mstworld.com. Live Timing: https://livetiming.getraceresults.com/mst. Email: timing@mstworld.com

Historic Sports Car Club

Oulton Park Gold Cup

Saturday 25th – Monday 27th August 2018

Results Booklet

Timing & Results by MST SYSTEMS Ltd.
www.mstworld.com

© MST SYSTEMS Ltd. 2018
The Haysfield, Spring Lane North, Malvern, Worcestershire WR14 1GF
tel: +44 (0)1684 560614 email: motorsport@mstworld.com

Oulton Park Circuit

Little Budworth, Tarporley, Cheshire CW69BW

www.oultonpark.co.uk

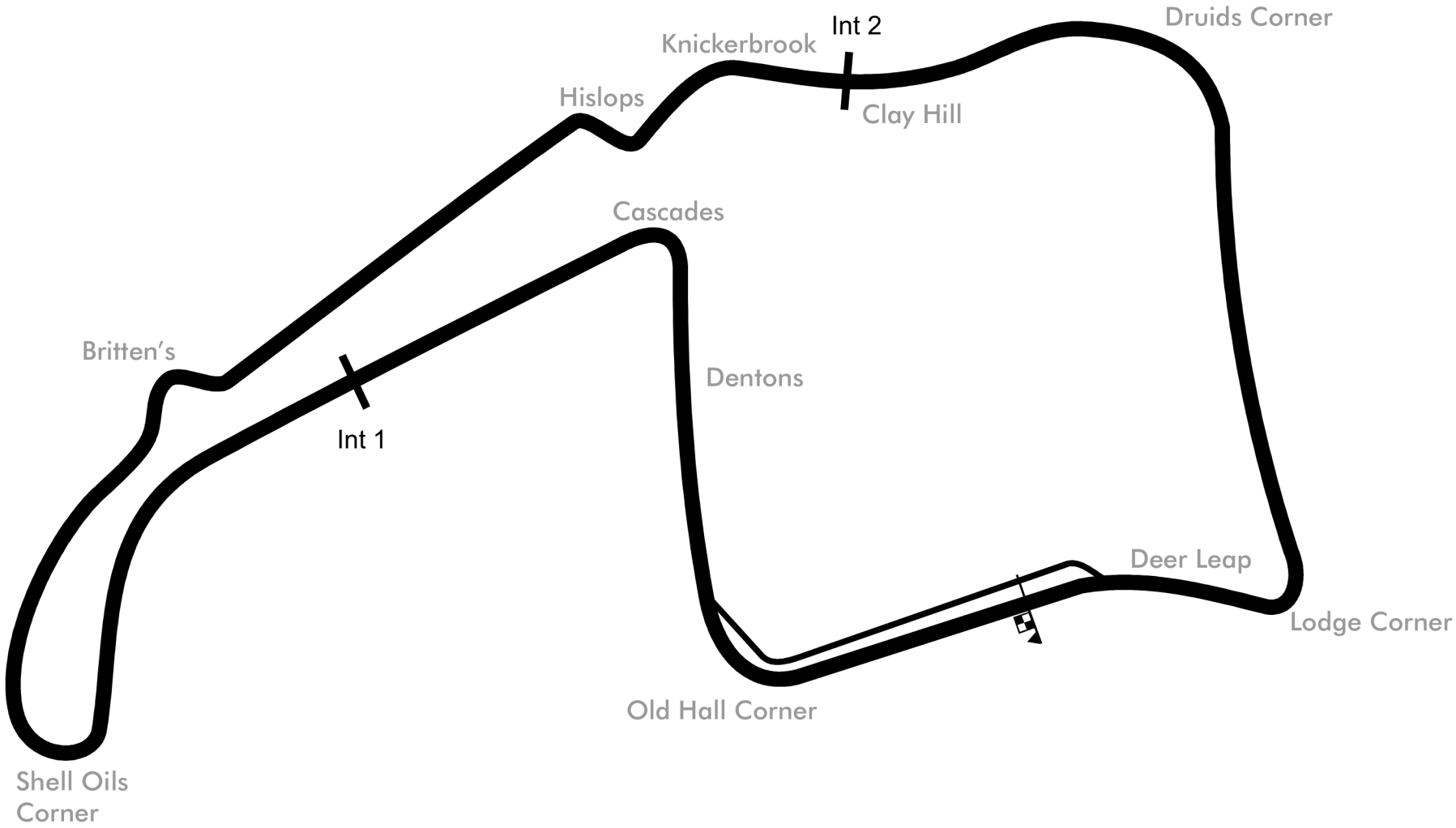

Circuit Length:	2.692 M / 4.332 km
Pit Lane:	200m, 12s @ 60km/h
Intermediate 1:	1.168 km
Intermediate 2:	3.077 km
Start line offset:	0 m

Oulton Park Gold Cup Historic Race Meeting - 25 - 27 Aug 2018

FJHRA/HSCC Silverline Formula Junior Front Engine

Qualifying for Race 4 - Classification

Sheet No:

POS	NO	DRIVER/S	CLASS	CLASS POS	CAR MAKE / MODEL	TIME	ON	LAPS	GAP	DIFF	MPH
1	10	Mike Walker	B2	1	Bond FJ 001	2:04.082	6	7			78.10
2	8	Alex Morton	B2	2	Condor SII	2:04.496	6	8	0.414	0.414	77.84
3	2	Mark Woodhouse	B2	3	Elva 100	2:04.918	6	8	0.836	0.422	77.57
4	125	Andrew Tart	B2	4	Bond FJ 002	2:06.061	6	7	1.979	1.143	76.87
5	29	William Grimshaw	B2	5	Moorland Mk1	2:06.355	5	5	2.273	0.294	76.69
6	20	Adam Sykes	B2	6	Merlyn Mk2	2:07.053	6	7	2.971	0.698	76.27
7	13	John Arnold	B2	7	Elva 100	2:12.802	5	7	8.720	5.749	72.97
8	15	Ian Phillips	B2	8	BMC Mk1	2:13.068	7	7	8.986	0.266	72.82
9	4	Graham Barron	B1	1	Gemini Mk2	2:13.531	4	7	9.449	0.463	72.57
10	38	Michael Fowler	B2	9	Gemini Mk2	2:14.286	5	5	10.204	0.755	72.16
11	139	Michael Hibberd	A	1	Stanguellini FJ	2:18.947	5	7	14.865	4.661	69.74
12	3	Ian Robinson	B2	10	Lola Mk2	2:25.451	6	6	21.369	6.504	66.62
13	7	Duncan Rabagliati	B2	11	Alexis HF1	2:29.625	3	6	25.543	4.174	64.76
14	24	Xavier Kingsland	A	2	Hillwood FJ	2:40.302	2	4	36.220	10.677	60.45
15	25	Bernard Brock	B1	2	Elva 100	2:41.478	3	5	37.396	1.176	60.01
16	93	Rudolf Ernst	B2	12	Mitter DKW						

Session Start: 13:40:15 - Finish: 13:55:24
Weather/Track Conditions: Bright/Drying
Circuit: Oulton Park International
Track Length: 4.332 Km - 2.6918 miles

These results are provisional until the conclusion of any judicial and technical matters.

Clerk of the Course:	Timekeeper:	Issued at:
Julian Floyd	Nick Palmer	

Oulton Park Gold Cup Historic Race Meeting - 25 - 27 Aug 2018

FJHRA/HSCC Silverline Formula Junior Front Engine

Qualifying for Race 4 - Sector Analysis

2 Mark Woodhouse (B2) — Elva 100

lap	Sect-1	Speed	Sect-2	Speed	Sect-3	Speed	Laptime	Pit	lap	Sect-1	Speed	Sect-2	Speed	Sect-3	Speed	Laptime	Pit
1	Out	95.3	1:06.806	87.7	36.422	92.7	2:17.042		5	30.763	103.2	1:00.193	90.1	34.844	95.9	2:05.800	
2	31.884	100.1	1:00.971	89.7	37.005	95.2	2:09.860		6	30.524	102.7	59.347	90.5	35.047	94.3	2:04.918	
3	30.875	101.3	59.403	90.1	35.119	95.5	2:05.397		7	31.953	100.4	1:00.374	91.0	34.680	96.2	2:07.007	
4	31.241	104.3	59.920	90.9	34.706	96.6	2:05.867		8	30.658	103.8	59.924	90.3	35.183	90.6	2:05.765	

3 Ian Robinson (B2) — Lola Mk2

lap	Sect-1	Speed	Sect-2	Speed	Sect-3	Speed	Laptime	Pit	lap	Sect-1	Speed	Sect-2	Speed	Sect-3	Speed	Laptime	Pit
1	Out	65.1	1:24.278	50.2	50.280	74.9	2:58.764		4	39.491	88.6	1:11.453	71.0	43.295	89.6	2:34.239	
2	38.553	86.6	1:14.968	68.4	43.809	85.1	2:37.330		5	35.915	93.5	1:09.632	76.9	41.050	91.3	2:26.597	
3	38.184	80.7	1:13.062	75.9	42.454	88.2	2:33.700		6	35.900	97.0	1:08.942	81.5	40.609	90.4	2:25.451	

4 Graham Barron (B1) — Gemini Mk2

lap	Sect-1	Speed	Sect-2	Speed	Sect-3	Speed	Laptime	Pit	lap	Sect-1	Speed	Sect-2	Speed	Sect-3	Speed	Laptime	Pit
1	Out	85.1	1:09.867	75.8	41.238	83.9	2:28.909		5	32.673	92.2	1:03.279	78.9	37.664	87.3	2:13.616	
2	34.168	93.0	1:06.056	76.9	41.505	85.0	2:21.729		6	33.267	91.8	1:04.202	78.8	38.677	85.8	2:16.146	
3	32.414	93.1	1:04.847	77.8	37.356	85.0	2:14.617		7	34.397	93.4	1:03.966	81.4	37.019	86.8	2:15.382	
4	32.995	93.0	1:03.557	78.7	36.979	86.1	2:13.531		8								

7 Duncan Rabagliati (B2) — Alexis HF1

lap	Sect-1	Speed	Sect-2	Speed	Sect-3	Speed	Laptime	Pit	lap	Sect-1	Speed	Sect-2	Speed	Sect-3	Speed	Laptime	Pit
1	Out	75.5	1:16.027	65.1	46.121	78.0	2:38.879		4	36.714	83.2	1:13.017	72.3	42.667	84.0	2:32.398	
2	37.968	83.7	1:12.292	70.4	41.889	81.2	2:32.149		5	36.965	83.7	1:13.733	71.6	42.133	84.5	2:32.831	
3	36.855	83.8	1:12.068	70.8	40.702	84.8	2:29.625		6	39.090	83.2	1:14.040	73.5	41.400	83.4	2:34.530	

8 Alex Morton (B2) — Condor SII

lap	Sect-1	Speed	Sect-2	Speed	Sect-3	Speed	Laptime	Pit	lap	Sect-1	Speed	Sect-2	Speed	Sect-3	Speed	Laptime	Pit
1	Out	88.7	1:08.569	85.4	36.494	95.8	2:19.770		5	30.399	102.9	1:00.256	92.0	34.603	97.0	2:05.258	
2	30.927	100.0	1:00.746	90.3	37.304	98.1	2:08.977		6	30.171	106.4	59.001	91.8	35.324	96.9	2:04.496	
3	30.785	105.2	59.465	92.5	34.850	98.6	2:05.100		7	32.364	100.1	59.772	91.0	34.926	97.9	2:07.062	
4	30.506	106.1	59.519	92.3	34.587	98.0	2:04.612		8	30.923	106.7	59.344	90.3	34.888	98.3	2:05.155	

10 Mike Walker (B2) — Bond FJ 001

lap	Sect-1	Speed	Sect-2	Speed	Sect-3	Speed	Laptime	Pit	lap	Sect-1	Speed	Sect-2	Speed	Sect-3	Speed	Laptime	Pit
1	Out	73.5	1:13.056	72.0	41.057	94.0	2:31.420		5	30.388	105.9	59.912	91.0	34.817	98.1	2:05.117	
2	33.059	104.4	1:02.836	89.8	37.883	96.6	2:13.778		6	30.745	106.4	59.522	91.1	33.815	98.0	2:04.082	
3	31.436	104.3	1:01.389	90.7	34.890	98.0	2:07.715		7	32.065	105.7	1:00.160	89.1	34.459	98.0	2:06.684	
4	30.788	104.8	1:00.649	90.5	34.590	98.0	2:06.027		8								

13 John Arnold (B2) — Elva 100

lap	Sect-1	Speed	Sect-2	Speed	Sect-3	Speed	Laptime	Pit	lap	Sect-1	Speed	Sect-2	Speed	Sect-3	Speed	Laptime	Pit
1	Out	75.9	1:14.869	73.3	40.283	85.5	2:31.481		5	32.121	98.5	1:03.964	87.8	36.717	92.6	2:12.802	
2	37.094	93.0	1:07.087	80.0	42.811	89.0	2:26.992		6	32.556	98.9	1:03.588	87.1	38.043	89.3	2:14.187	
3	33.866	97.4	1:04.652	85.0	37.848	91.5	2:16.366		7	33.957	96.8	1:03.642	85.1	36.548	91.3	2:14.147	
4	32.407	99.4	1:03.880	85.0	37.473	91.5	2:13.760		8								

15 Ian Phillips (B2) — BMC Mk1

lap	Sect-1	Speed	Sect-2	Speed	Sect-3	Speed	Laptime	Pit	lap	Sect-1	Speed	Sect-2	Speed	Sect-3	Speed	Laptime	Pit
1	Out	70.2	1:21.291	42.7	46.120	84.0	2:49.254		5	32.582	98.8	1:09.737	82.3	38.261	91.1	2:20.580	
2	35.615	95.1	1:06.551	81.0	40.785	93.5	2:22.951		6	35.595	97.0	1:03.750	85.5	37.175	90.6	2:16.520	
3	33.579	98.2	1:05.803	85.4	38.441	92.0	2:17.823		7	32.706	87.6	1:03.263	86.3	37.099	94.2	2:13.068	
4	33.171	99.1	1:04.103	79.9	39.860	92.1	2:17.134		8								

20 Adam Sykes (B2) — Merlyn Mk2

lap	Sect-1	Speed	Sect-2	Speed	Sect-3	Speed	Laptime	Pit	lap	Sect-1	Speed	Sect-2	Speed	Sect-3	Speed	Laptime	Pit
1	Out	94.5	1:08.131	83.6	37.100	89.6	2:18.065		5	31.859	98.5	1:01.673	77.5	39.839	88.8	2:13.371	
2	32.025	98.4	1:01.711	85.1	37.500	90.1	2:11.236		6	30.835	100.4	1:00.817	85.8	35.401	90.6	2:07.053	
3	32.036	97.9	1:02.004	84.7	36.285	91.0	2:10.325		7	32.576	97.8	1:02.025	71.6			2:20.600	
4	31.602	97.0	1:01.631	84.0	37.058	89.9	2:10.291		8								

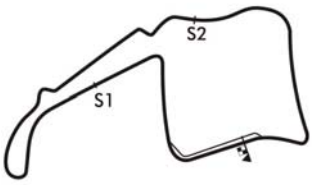

Session Start: 13:40:15 - Finish: 13:55:24
Weather/Track Conditions: Bright/Drying
Circuit: Oulton Park International
Track Length: 4.332 Km - 2.6918 miles
Printed: 25-08-2018 - 14:01

MST

Oulton Park Gold Cup Historic Race Meeting - 25 - 27 Aug 2018

FJHRA/HSCC Silverline Formula Junior Front Engine

Qualifying for Race 4 - Sector Analysis

24 Xavier Kingsland (A) — Hillwood FJ

lap	Sect-1	Speed	Sect-2	Speed	Sect-3	Speed	Laptime	Pit	lap	Sect-1	Speed	Sect-2	Speed	Sect-3	Speed	Laptime	Pit
1	Out	80.5	1:18.269	69.8	45.632	79.0	2:40.352		3	38.479	78.1	1:17.237	63.7	47.177	67.7	2:42.893	
2	38.812	82.1	1:16.385	70.7	45.105	73.9	2:40.302		4	40.707	72.9	1:23.371	57.9			3:03.599	

25 Bernard Brock (B1) — Elva 100

lap	Sect-1	Speed	Sect-2	Speed	Sect-3	Speed	Laptime	Pit	lap	Sect-1	Speed	Sect-2	Speed	Sect-3	Speed	Laptime	Pit
1	Out	65.8	1:20.801	65.4	49.252	72.7	2:49.962		4	41.275	73.6	1:16.817	61.4	48.697	71.4	2:46.789	
2	39.555	77.3	1:15.896	61.6	46.954	73.8	2:42.405		5	40.427	75.8	1:15.098	59.1	55.480	62.4	2:51.005	
3	39.124	76.4	1:14.054	63.9	48.300	64.8	2:41.478		6								

29 William Grimshaw (B2) — Moorland Mk1

lap	Sect-1	Speed	Sect-2	Speed	Sect-3	Speed	Laptime	Pit	lap	Sect-1	Speed	Sect-2	Speed	Sect-3	Speed	Laptime	Pit
1	Out	76.6	1:14.120	78.1	40.996	90.5	2:31.601		4	32.010	103.3	1:04.243	72.8	40.488	93.5	2:16.741	
2	32.625	91.7	1:09.901	87.1	36.723	94.8	2:19.249		5	30.837	102.1	1:00.360	88.4	35.158	93.9	2:06.355	
3	31.945	98.5	1:02.040	88.5	37.895	93.6	2:11.880		6								

38 Michael Fowler (B2) — Gemini Mk2

lap	Sect-1	Speed	Sect-2	Speed	Sect-3	Speed	Laptime	Pit	lap	Sect-1	Speed	Sect-2	Speed	Sect-3	Speed	Laptime	Pit
1	Out	80.0	1:09.403	78.6	38.718	90.1	2:30.673		4	33.735	96.6	1:05.309	85.3	37.265	88.6	2:16.309	
2	33.577	96.3	1:16.580	82.9	38.241	88.8	2:28.398		5	32.914	97.4	1:04.268	84.8	37.104	92.1	2:14.286	
3	34.347	96.8	1:05.151	79.7	38.306	92.0	2:17.804		6								

93 Rudolf Ernst (B2) — Mitter DKW

lap	Sect-1	Speed	Sect-2	Speed	Sect-3	Speed	Laptime	Pit	lap	Sect-1	Speed	Sect-2	Speed	Sect-3	Speed	Laptime	Pit

125 Andrew Tart (B2) — Bond FJ 002

lap	Sect-1	Speed	Sect-2	Speed	Sect-3	Speed	Laptime	Pit	lap	Sect-1	Speed	Sect-2	Speed	Sect-3	Speed	Laptime	Pit
1	Out	99.4	1:07.751	91.1	36.615	97.3	2:17.827		5	31.824	104.3	1:02.642	92.6	35.205	98.0	2:09.671	
2	31.990	104.3	1:01.615	93.4	35.828	97.9	2:09.433		6	30.832	107.2	1:00.572	92.8	34.657	97.4	2:06.061	
3	31.224	105.1	1:00.484	93.5	34.891	98.4	2:06.599		7	32.867	96.7	1:01.943	93.0	35.017	95.1	2:09.827	
4	30.839	107.1	1:00.771	92.8	34.781	97.7	2:06.391		8								

139 Michael Hibberd (A) — Stanguellini FJ

lap	Sect-1	Speed	Sect-2	Speed	Sect-3	Speed	Laptime	Pit	lap	Sect-1	Speed	Sect-2	Speed	Sect-3	Speed	Laptime	Pit
1	Out	84.2	1:12.839	74.9	41.353	86.1	2:31.627		5	33.915	95.6	1:06.636	82.5	38.396	87.9	2:18.947	
2	37.123	90.6	1:08.702	80.9	39.482	86.2	2:25.307		6	35.748	92.3	1:06.379	81.9	38.426	88.6	2:20.553	
3	34.620	91.7	1:07.869	80.2	38.942	88.2	2:21.431		7	34.118	94.0	1:06.676	80.2	38.705	88.6	2:19.499	
4	34.499	92.0	1:06.463	80.7	38.395	88.4	2:19.357		8								

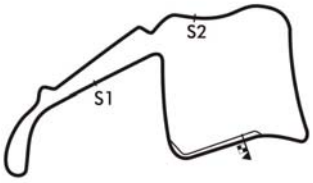

Session Start: 13:40:15 - Finish: 13:55:24
Weather/Track Conditions: Bright/Drying
Circuit: Oulton Park International
Track Length: 4.332 Km - 2.6918 miles
Printed: 25-08-2018 - 14:01

MST
Results: www.mstworld.com. Live Timing: https://livetiming.getraceresults.com/mst. Email: timing@mstworld.com

Oulton Park Gold Cup Historic Race Meeting - 25 - 27 Aug 2018

FJHRA/HSCC Silverline Formula Junior Front Engine

Qualifying for Race 4 - Best Sector Times

	SECTOR 1			SECTOR 2			SECTOR 3		
	NO	TIME	LAP	NO	TIME	LAP	NO	TIME	LAP
1	8	30.171	6	8	59.001	6	10	33.815	6
2	10	30.388	5	2	59.347	6	8	34.587	4
3	2	30.524	6	10	59.522	6	125	34.657	6
4	125	30.832	6	29	1:00.360	5	2	34.680	7
5	20	30.835	6	125	1:00.484	3	29	35.158	5
6	29	30.837	5	20	1:00.817	6	20	35.401	6
7	13	32.121	5	15	1:03.263	7	13	36.548	7
8	4	32.414	3	4	1:03.279	5	4	36.979	4
9	15	32.582	5	13	1:03.588	6	15	37.099	7
10	38	32.914	5	38	1:04.268	5	38	37.104	5
11	139	33.915	5	139	1:06.379	6	139	38.395	4
12	3	35.900	6	3	1:08.942	6	3	40.609	6
13	7	36.714	4	7	1:12.068	3	7	40.702	3
14	24	38.479	3	25	1:14.054	3	24	45.105	2
15	25	39.124	3	24	1:16.385	2	25	46.954	2
16	93			93			93		

IDEAL / BEST LAP COMPARISON

NO	NAME	BEST	IN	IDEAL	DIFF
10	Mike Walker	2:04.082	6	2:03.725	+0.357
8	Alex Morton	2:04.496	6	2:03.759	+0.737
2	Mark Woodhouse	2:04.918	6	2:04.551	+0.367
125	Andrew Tart	2:06.061	6	2:05.973	+0.088
29	William Grimshaw	2:06.355	5	2:06.355	+0.000
20	Adam Sykes	2:07.053	6	2:07.053	+0.000
13	John Arnold	2:12.802	5	2:12.257	+0.545
15	Ian Phillips	2:13.068	7	2:12.944	+0.124
4	Graham Barron	2:13.531	4	2:12.672	+0.859
38	Michael Fowler	2:14.286	5	2:14.286	+0.000
139	Michael Hibberd	2:18.947	5	2:18.689	+0.258
3	Ian Robinson	2:25.451	6	2:25.451	+0.000
7	Duncan Rabagliati	2:29.625	3	2:29.484	+0.141
24	Xavier Kingsland	2:40.302	2	2:39.969	+0.333
25	Bernard Brock	2:41.478	3	2:40.132	+1.346
93	Rudolf Ernst				+

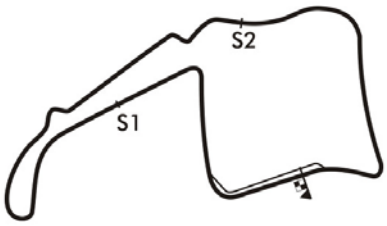

Session Start: 13:40:15 - Finish: 13:55:24
Weather/Track Conditions: Bright/Drying
Circuit: Oulton Park International
Track Length: 4.332 Km - 2.6918 miles

Printed: 25-08-2018 - 14:01

Oulton Park Gold Cup Historic Race Meeting - 25 - 27 Aug 2018

FJHRA/HSCC Silverline Formula Junior Front Engine

Qualifying for Race 4 - Best Sector Speeds

	NO	SECTOR 1	MPH	NO	SECTOR 2	MPH	NO	SECTOR 3	MPH
1	125	Andrew Tart	107.2	125	Andrew Tart	93.5	8	Alex Morton	98.6
2	8	Alex Morton	106.7	8	Alex Morton	92.5	125	Andrew Tart	98.4
3	10	Mike Walker	106.4	10	Mike Walker	91.1	10	Mike Walker	98.1
4	2	Mark Woodhouse	104.3	2	Mark Woodhouse	91.0	2	Mark Woodhouse	96.6
5	29	William Grimshaw	103.3	29	William Grimshaw	88.5	29	William Grimshaw	94.8
6	20	Adam Sykes	100.4	13	John Arnold	87.8	15	Ian Phillips	94.2
7	13	John Arnold	99.4	15	Ian Phillips	86.3	13	John Arnold	92.6
8	15	Ian Phillips	99.1	20	Adam Sykes	85.8	38	Michael Fowler	92.1
9	38	Michael Fowler	97.4	38	Michael Fowler	85.3	3	Ian Robinson	91.3
10	3	Ian Robinson	97.0	139	Michael Hibberd	82.5	20	Adam Sykes	91.0
11	139	Michael Hibberd	95.6	3	Ian Robinson	81.5	139	Michael Hibberd	88.6
12	4	Graham Barron	93.4	4	Graham Barron	81.4	4	Graham Barron	87.3
13	7	Duncan Rabagliati	83.8	7	Duncan Rabagliati	73.5	7	Duncan Rabagliati	84.8
14	24	Xavier Kingsland	82.1	24	Xavier Kingsland	70.7	24	Xavier Kingsland	79.0
15	25	Bernard Brock	77.3	25	Bernard Brock	65.4	25	Bernard Brock	73.8
16	93	Rudolf Ernst	76.8	93	Rudolf Ernst	57.8	93	Rudolf Ernst	0.0

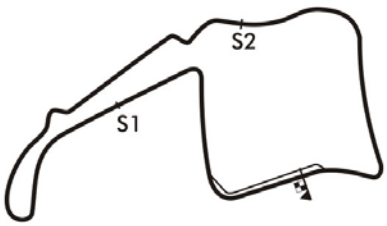

Session Start: 13:40:15 - Finish: 13:55:24
Weather/Track Conditions: Bright/Drying
Circuit: Oulton Park International
Track Length: 4.332 Km - 2.6918 miles

Printed: 25-08-2018 - 14:02

Oulton Park Gold Cup Historic Race Meeting - 25 - 27 Aug 2018

FJHRA/HSCC Silverline Formula Junior Front Engine

Race 4 - Starting Grid

Sheet No:

Start Time : 14:10 - Heat Duration : 20 Minutes

ROW							
8	15	25	Bernard Brock	16	93	Rudolf Ernst
7	13	7	Duncan Rabagliati	14	24	Xavier Kingsland
6	11	139	Michael Hibberd	12	3	Ian Robinson
5	9	4	Graham Barron	10	38	Michael Fowler
4	7	13	John Arnold	8	15	Ian Phillips
3	5	29	William Grimshaw	6	20	Adam Sykes
2	3	2	Mark Woodhouse	4	125	Andrew Tart
1	1	10	Mike Walker	2	8	Alex Morton

Pole Right

Circuit: Oulton Park International

Track Length: 4.332 Km - 2.6918 miles

These results are provisional until the conclusion of any judicial and technical matters.

Clerk of the Course:	Timekeeper:	Issued at:
Julian Floyd	Nick Palmer	

Oulton Park Gold Cup Historic Race Meeting - 25 - 27 Aug 2018

FJHRA/HSCC Silverline Formula Junior Front Engine

Race 4 - Classification

Sheet No:

POS	NO	DRIVER/S	CLASS	CLASS POS	CAR MAKE / MODEL	TIME	LAPS	GAP	DIFF	MPH	BEST	ON
1	2	Mark Woodhouse	B2	1	Elva 100	16:00.877	6	-- 6 laps --		60.51	2:37.198	5
2	8	Alex Morton	B2	2	Condor SII	16:04.589	6	3.712	3.712	60.27	2:38.536	2
3	20	Adam Sykes	B2	3	Merlyn Mk2	16:23.440	6	22.563	18.851	59.12	2:40.899	2
4	125	Andrew Tart	B2	4	Bond FJ 002	16:40.166	6	39.289	16.726	58.13	2:41.840	3
5	10	Mike Walker	B2	5	Bond FJ 001	16:53.541	6	52.664	13.375	57.36	2:45.467	4
6	4	Graham Barron	B1	1	Gemini Mk2	17:06.764	6	1:05.887	13.223	56.63	2:47.235	3
7	29	William Grimshaw	B2	6	Moorland Mk1	17:06.841	6	1:05.964	0.077	56.62	2:46.049	4
8	139	Michael Hibberd	A	1	Stanguellini FJ	17:16.269	6	1:15.392	9.428	56.10	2:49.906	2
9	38	Michael Fowler	B2	7	Gemini Mk2	17:43.131	6	1:42.254	26.862	54.69	2:50.337	2
10	7	Duncan Rabagliati	B2	8	Alexis HF1	17:44.670	6	1:43.793	1.539	54.61	2:54.196	4
		---------- NOT CLASSIFIED ----------										
DNF	13	John Arnold	B2		Elva 100	6:22.148	2	-- 2 laps --	20.204	50.71	3:09.104	1
DNF	15	Ian Phillips	B2		BMC Mk1	3:01.723	1	-- 1 laps --		53.32	3:01.723	1
DNF	25	Bernard Brock	B1		Elva 100	3:35.266	1	33.543	33.543	45.01		

---------- FASTEST LAP SUMMARY ----------

NO	DRIVER/S	CLASS	CAR MAKE / MODEL	FASTEST LAP	ON	MPH
2	Mark Woodhouse	B2	Elva 100	2:37.198	5	61.64
4	Graham Barron	B1	Gemini Mk2	2:47.235	3	57.94
139	Michael Hibberd	A	Stanguellini FJ	2:49.906	2	57.03

Cars 3, 24 & 93 - non starters.

Session Start: 14:10:42 - Finish: 14:26:42
Weather/Track Conditions: Rain/Wet
Circuit: Oulton Park International
Track Length: 4.332 Km - 2.6918 miles

These results are provisional until the conclusion of any judicial and technical matters.

Clerk of the Course:	Timekeeper:	Issued at:
Julian Floyd	Nick Palmer	

Oulton Park Gold Cup Historic Race Meeting - 25 - 27 Aug 2018

FJHRA/HSCC Silverline Formula Junior Front Engine

Race 4 - Sector Analysis

2 Mark Woodhouse (B2) — Elva 100

lap	Sect-1	Speed	Sect-2	Speed	Sect-3	Speed	Laptime	Pit	lap	Sect-1	Speed	Sect-2	Speed	Sect-3	Speed	Laptime	Pit
1		88.7	1:16.708	74.4	43.963	84.7	2:46.494		4	38.863	91.3	1:16.485	74.9	44.465	83.9	2:39.813	
2	39.100	90.6	1:15.495	74.7	44.146	86.4	2:38.741		5	38.723	94.1	1:15.321	75.7	43.154	84.0	2:37.198	
3	40.610	88.0	1:16.344	76.2	43.723	84.5	2:40.677		6	38.507	92.1	1:16.394	75.8	43.053	85.5	2:37.954	

4 Graham Barron (B1) — Gemini Mk2

lap	Sect-1	Speed	Sect-2	Speed	Sect-3	Speed	Laptime	Pit	lap	Sect-1	Speed	Sect-2	Speed	Sect-3	Speed	Laptime	Pit
1		80.2	1:21.285	70.5	46.512	81.6	3:00.566		4	40.321	83.7	1:20.300	71.8	47.030	75.0	2:47.651	
2	41.266	84.3	1:19.650	67.7	47.380	80.8	2:48.296		5	41.007	79.7	1:21.089	69.8	47.637	74.4	2:49.733	
3	40.812	84.2	1:20.570	71.5	45.853	77.6	2:47.235		6	41.330	83.1	1:23.509	70.9	48.444	78.3	2:53.283	

7 Duncan Rabagliati (B2) — Alexis HF1

lap	Sect-1	Speed	Sect-2	Speed	Sect-3	Speed	Laptime	Pit	lap	Sect-1	Speed	Sect-2	Speed	Sect-3	Speed	Laptime	Pit
1		73.0	1:22.867	61.7	48.152	70.1	3:07.233		4	42.577	74.5	1:23.709	64.6	47.910	71.4	2:54.196	
2	42.487	74.6	1:22.711	62.5	49.513	71.6	2:54.711		5	42.575	78.7	1:23.319	66.1	48.543	69.2	2:54.437	
3	43.337	72.3	1:23.586	65.2	47.839	74.2	2:54.762		6	43.053	73.0	1:27.057	64.4	49.221	66.7	2:59.331	

8 Alex Morton (B2) — Condor SII

lap	Sect-1	Speed	Sect-2	Speed	Sect-3	Speed	Laptime	Pit	lap	Sect-1	Speed	Sect-2	Speed	Sect-3	Speed	Laptime	Pit
1		88.0	1:16.326	75.5	44.014	79.2	2:45.797		4	38.534	89.3	1:17.120	73.8	44.440	80.0	2:40.094	
2	39.165	90.6	1:15.768	78.2	43.603	83.0	2:38.536		5	39.301	86.5	1:17.161	75.3	43.516	83.5	2:39.978	
3	41.146	88.9	1:15.936	72.3	43.819	83.3	2:40.901		6	38.326	91.3	1:17.109	72.3	43.848	80.7	2:39.283	

10 Mike Walker (B2) — Bond FJ 001

lap	Sect-1	Speed	Sect-2	Speed	Sect-3	Speed	Laptime	Pit	lap	Sect-1	Speed	Sect-2	Speed	Sect-3	Speed	Laptime	Pit
1		89.3	1:21.225	71.2	46.679	80.4	2:56.328		4	40.295	89.7	1:19.933	74.6	45.239	82.2	2:45.467	
2	40.904	86.9	1:20.612	73.0	46.227	70.7	2:47.743		5	39.858	90.6	1:20.876	71.8	45.984	79.9	2:46.718	
3	42.118	85.4	1:21.070	74.0	45.061	82.7	2:48.249		6	40.312	90.5	1:22.538	73.8	46.186	75.0	2:49.036	

13 John Arnold (B2) — Elva 100

lap	Sect-1	Speed	Sect-2	Speed	Sect-3	Speed	Laptime	Pit	lap	Sect-1	Speed	Sect-2	Speed	Sect-3	Speed	Laptime	Pit
1		65.9	1:23.973	62.4	49.374	74.6	3:09.104		2	45.388	75.8	1:24.193	66.3			3:13.044	

15 Ian Phillips (B2) — BMC Mk1

lap	Sect-1	Speed	Sect-2	Speed	Sect-3	Speed	Laptime	Pit	lap	Sect-1	Speed	Sect-2	Speed	Sect-3	Speed	Laptime	Pit
1		83.7	1:20.229	66.5	46.726	85.4	3:01.723		2								

20 Adam Sykes (B2) — Merlyn Mk2

lap	Sect-1	Speed	Sect-2	Speed	Sect-3	Speed	Laptime	Pit	lap	Sect-1	Speed	Sect-2	Speed	Sect-3	Speed	Laptime	Pit
1		84.0	1:17.334	71.6	44.126	81.1	2:48.032		4	39.575	87.5	1:16.784	71.4	45.466	76.1	2:41.825	
2	40.688	87.9	1:16.535	74.4	43.676	80.6	2:40.899		5	40.885	84.9	1:18.115	69.7	46.157	76.0	2:45.157	
3	42.075	86.5	1:16.313	72.2	44.285	80.8	2:42.673		6	40.768	85.6	1:18.234	70.3	45.852	75.9	2:44.854	

25 Bernard Brock (B1) — Elva 100

lap	Sect-1	Speed	Sect-2	Speed	Sect-3	Speed	Laptime	Pit	lap	Sect-1	Speed	Sect-2	Speed	Sect-3	Speed	Laptime	Pit
1		68.5	1:26.566	64.5			3:35.266		2								

29 William Grimshaw (B2) — Moorland Mk1

lap	Sect-1	Speed	Sect-2	Speed	Sect-3	Speed	Laptime	Pit	lap	Sect-1	Speed	Sect-2	Speed	Sect-3	Speed	Laptime	Pit
1		87.9	1:21.684	76.3	45.731	84.7	2:58.431		4	40.360	91.5	1:19.643	76.4	46.046	80.2	2:46.049	
2	41.136	91.7	1:21.576	63.9	46.876	78.7	2:49.588		5	41.264	88.6	1:21.390	75.1	46.960	80.4	2:49.614	
3	41.024	90.7	1:22.843	73.8	46.210	82.4	2:50.077		6	42.400	88.5	1:23.025	66.0	47.657	63.7	2:53.082	

38 Michael Fowler (B2) — Gemini Mk2

lap	Sect-1	Speed	Sect-2	Speed	Sect-3	Speed	Laptime	Pit	lap	Sect-1	Speed	Sect-2	Speed	Sect-3	Speed	Laptime	Pit
1		82.4	1:20.919	71.2	46.182	80.1	2:59.799		4	42.627	77.6	1:26.275	69.5	49.097	76.5	2:57.999	
2	42.245	78.0	1:20.913	71.6	47.179	78.8	2:50.337		5	45.117	73.4	1:26.734	67.4	49.135	75.4	3:00.986	
3	44.025	75.5	1:23.019	70.2	48.030	80.3	2:55.074		6	43.788	75.0	1:26.162	67.4	48.986	73.9	2:58.936	

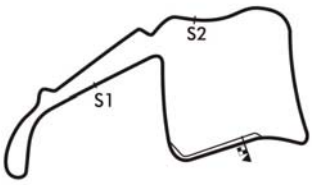

Session Start: 14:10:42 - Finish: 14:26:42
Weather/Track Conditions: Rain/Wet
Circuit: Oulton Park International
Track Length: 4.332 Km - 2.6918 miles
Printed: 26-08-2018 - 14:29

MST
Results: www.mstworld.com. Live Timing: https://livetiming.getraceresults.com/mst. Email: timing@mstworld.com

Oulton Park Gold Cup Historic Race Meeting - 25 - 27 Aug 2018

FJHRA/HSCC Silverline Formula Junior Front Engine

Race 4 - Sector Analysis

125	Andrew Tart (B2)								Bond FJ 002								
lap	Sect-1	Speed	Sect-2	Speed	Sect-3	Speed	Laptime	Pit	lap	Sect-1	Speed	Sect-2	Speed	Sect-3	Speed	Laptime	Pit
1		90.4	1:20.961	74.3	45.594	79.7	2:57.505		4	39.793	89.3	1:17.945	72.0	45.896	81.5	2:43.634	
2	41.260	90.4	1:19.649	73.0	45.780	81.6	2:46.689		5	39.571	88.8	1:18.822	71.7	44.964	80.2	2:43.357	
3	40.057	89.2	1:17.975	72.5	43.808	84.2	2:41.840		6	40.297	85.6	1:21.154	70.7	45.690	74.5	2:47.141	

139	Michael Hibberd (A)								Stanguellini FJ								
lap	Sect-1	Speed	Sect-2	Speed	Sect-3	Speed	Laptime	Pit	lap	Sect-1	Speed	Sect-2	Speed	Sect-3	Speed	Laptime	Pit
1		86.8	1:20.557	68.4	46.689	79.1	2:57.104		4	41.935	87.5	1:21.629	69.5	47.778	77.2	2:51.342	
2	42.138	85.1	1:21.469	67.6	46.299	77.3	2:49.906		5	43.123	81.7	1:21.994	67.1	47.630	76.7	2:52.747	
3	41.829	85.4	1:22.089	67.0	46.956	77.0	2:50.874		6	43.185	83.1	1:22.675	65.2	48.436	74.2	2:54.296	

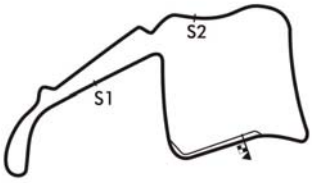

Session Start: 14:10:42 - Finish: 14:26:42
Weather/Track Conditions: Rain/Wet
Circuit: Oulton Park International
Track Length: 4.332 Km - 2.6918 miles
Printed: 26-08-2018 - 14:29

MST
Results: www.mstworld.com. Live Timing: https://livetiming.getraceresults.com/mst. Email: timing@mstworld.com

Oulton Park Gold Cup Historic Race Meeting - 25 - 27 Aug 2018

FJHRA/HSCC Silverline Formula Junior Front Engine

Race 4 - Best Sector Times

	SECTOR 1			SECTOR 2			SECTOR 3		
	NO	TIME	LAP	NO	TIME	LAP	NO	TIME	LAP
1	8	38.326	6	2	1:15.321	5	2	43.053	6
2	2	38.507	6	8	1:15.768	2	8	43.516	5
3	125	39.571	5	20	1:16.313	3	20	43.676	2
4	20	39.575	4	125	1:17.945	4	125	43.808	3
5	10	39.858	5	29	1:19.643	4	10	45.061	3
6	4	40.321	4	4	1:19.650	2	29	45.731	1
7	29	40.360	4	10	1:19.933	4	4	45.853	3
8	139	41.829	3	15	1:20.229	1	38	46.182	1
9	38	42.245	2	139	1:20.557	1	139	46.299	2
10	7	42.487	2	38	1:20.913	2	15	46.726	1
11	13	45.388	2	7	1:22.711	2	7	47.839	3
12	15	49.711	1	13	1:23.973	1	13	49.374	1
13	25	51.110	1	25	1:26.566	1	25	1:54.682	0

IDEAL / BEST LAP COMPARISON

NO	NAME	BEST	IN	IDEAL	DIFF
2	Mark Woodhouse	2:37.198	5	2:36.881	+0.317
8	Alex Morton	2:38.536	2	2:37.610	+0.926
20	Adam Sykes	2:40.899	2	2:39.564	+1.335
125	Andrew Tart	2:41.840	3	2:41.324	+0.516
10	Mike Walker	2:45.467	4	2:44.852	+0.615
29	William Grimshaw	2:46.049	4	2:45.734	+0.315
4	Graham Barron	2:47.235	3	2:45.824	+1.411
139	Michael Hibberd	2:49.906	2	2:48.685	+1.221
38	Michael Fowler	2:50.337	2	2:49.340	+0.997
7	Duncan Rabagliati	2:54.196	4	2:53.037	+1.159
15	Ian Phillips	3:01.723	1	2:56.666	+5.057
13	John Arnold	3:09.104	1	2:58.735	+10.369
25	Bernard Brock			4:12.358	3:42.417

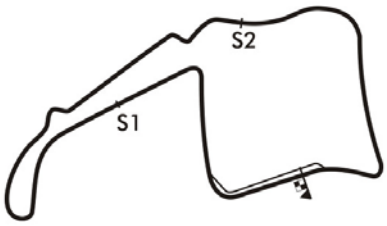

Session Start: 14:10:42 - Finish: 14:26:42
Weather/Track Conditions: Rain/Wet
Circuit: Oulton Park International
Track Length: 4.332 Km - 2.6918 miles
Printed: 26-08-2018 - 14:30

Oulton Park Gold Cup Historic Race Meeting - 25 - 27 Aug 2018

FJHRA/HSCC Silverline Formula Junior Front Engine

Race 4 - Best Sector Speeds

	NO	SECTOR 1	MPH	NO	SECTOR 2	MPH	NO	SECTOR 3	MPH
1	2	Mark Woodhouse	94.1	8	Alex Morton	78.2	2	Mark Woodhouse	86.4
2	29	William Grimshaw	91.7	29	William Grimshaw	76.4	15	Ian Phillips	85.4
3	8	Alex Morton	91.3	2	Mark Woodhouse	76.2	29	William Grimshaw	84.7
4	10	Mike Walker	90.6	10	Mike Walker	74.6	125	Andrew Tart	84.2
5	125	Andrew Tart	90.4	20	Adam Sykes	74.4	8	Alex Morton	83.5
6	20	Adam Sykes	87.9	125	Andrew Tart	74.3	10	Mike Walker	82.7
7	139	Michael Hibberd	87.5	4	Graham Barron	71.8	4	Graham Barron	81.6
8	4	Graham Barron	84.3	38	Michael Fowler	71.6	20	Adam Sykes	81.1
9	15	Ian Phillips	83.7	139	Michael Hibberd	69.5	38	Michael Fowler	80.3
10	38	Michael Fowler	82.4	15	Ian Phillips	66.5	139	Michael Hibberd	79.1
11	7	Duncan Rabagliati	78.7	13	John Arnold	66.3	13	John Arnold	74.6
12	13	John Arnold	75.8	7	Duncan Rabagliati	66.1	7	Duncan Rabagliati	74.2
13	25	Bernard Brock	68.5	25	Bernard Brock	64.5	25	Bernard Brock	39.3

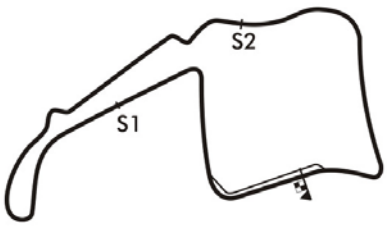

Session Start: 14:10:42 - Finish: 14:26:42
Weather/Track Conditions: Rain/Wet
Circuit: Oulton Park International
Track Length: 4.332 Km - 2.6918 miles

Printed: 26-08-2018 - 14:30

Oulton Park Gold Cup Historic Race Meeting - 25 - 27 Aug 2018

FJHRA/HSCC Silverline Formula Junior Front Engine

Race 4 - Lap Chart

Lap 1			Lap 2			Lap 3			Lap 4			Lap 5			Lap 6		
NO	Behind	Laptime	NO	Behind	Laptime	NO	Behind	Laptime	NO	Behind	Laptime	NO	Behind	Laptime	NO	Behind	Laptime
8		2:45.797	8		2:38.536	8		2:40.901	8		2:40.094	2		2:37.198	2		2:37.954
2	0.697	2:46.494	2	0.902	2:38.741	2	0.678	2:40.677	2	0.397	2:39.813	8	2.383	2:39.978	8	3.712	2:39.283
20	2.235	2:48.032	20	4.598	2:40.899	20	6.370	2:42.673	20	8.101	2:41.825	20	15.663	2:45.157	20	22.563	2:44.854
10	10.531	2:56.328	10	19.738	2:47.743	125	20.800	2:41.840	125	24.340	2:43.634	125	30.102	2:43.357	125	39.289	2:47.141
139	11.307	2:57.104	125	19.861	2:46.689	10	27.086	2:48.249	10	32.459	2:45.467	10	41.582	2:46.718	10	52.664	2:49.036
125	11.708	2:57.505	139	22.677	2:49.906	4	30.863	2:47.235	4	38.420	2:47.651	4	50.558	2:49.733	4	1:05.887	2:53.283
29	12.634	2:58.431	29	23.686	2:49.588	139	32.650	2:50.874	29	38.817	2:46.049	29	50.836	2:49.614	29	1:05.964	2:53.082
38	14.002	2:59.799	4	24.529	2:48.296	29	32.862	2:50.077	139	43.898	2:51.342	139	59.050	2:52.747	139	1:15.392	2:54.296
4	14.769	3:00.566	38	25.803	2:50.337	38	39.976	2:55.074	38	57.881	2:57.999	38	1:21.272	3:00.986	38	1:42.254	2:58.936
15	15.926	3:01.723	7	37.611	2:54.711	7	51.472	2:54.762	7	1:05.574	2:54.196	7	1:22.416	2:54.437	7	1:43.793	2:59.331
7	21.436	3:07.233	**13**	57.815	3:13.044												
13	23.307	3:09.104															
25	49.469	3:35.266															

Session Start: 14:10:42 - Finish: 14:26:42
Weather/Track Conditions: Rain/Wet
Circuit: Oulton Park International
Track Length: 4.332 Km - 2.6918 miles
Printed: 26-08-2018 - 14:31

MST
Results: www.mstworld.com. Live Timing: https://livetiming.getraceresults.com/mst. Email: timing@mstworld.com

Historic Sports Car Club

Oulton Park Gold Cup

Saturday 25th – Monday 27th August 2018

Results Booklet

Timing & Results by MST SYSTEMS Ltd.
www.mstworld.com

© MST SYSTEMS Ltd. 2018
The Haysfield, Spring Lane North, Malvern, Worcestershire WR14 1GF
tel: +44 (0)1684 560614 email: motorsport@mstworld.com

Oulton Park Circuit

Little Budworth, Tarporley, Cheshire CW69BW

www.oultonpark.co.uk

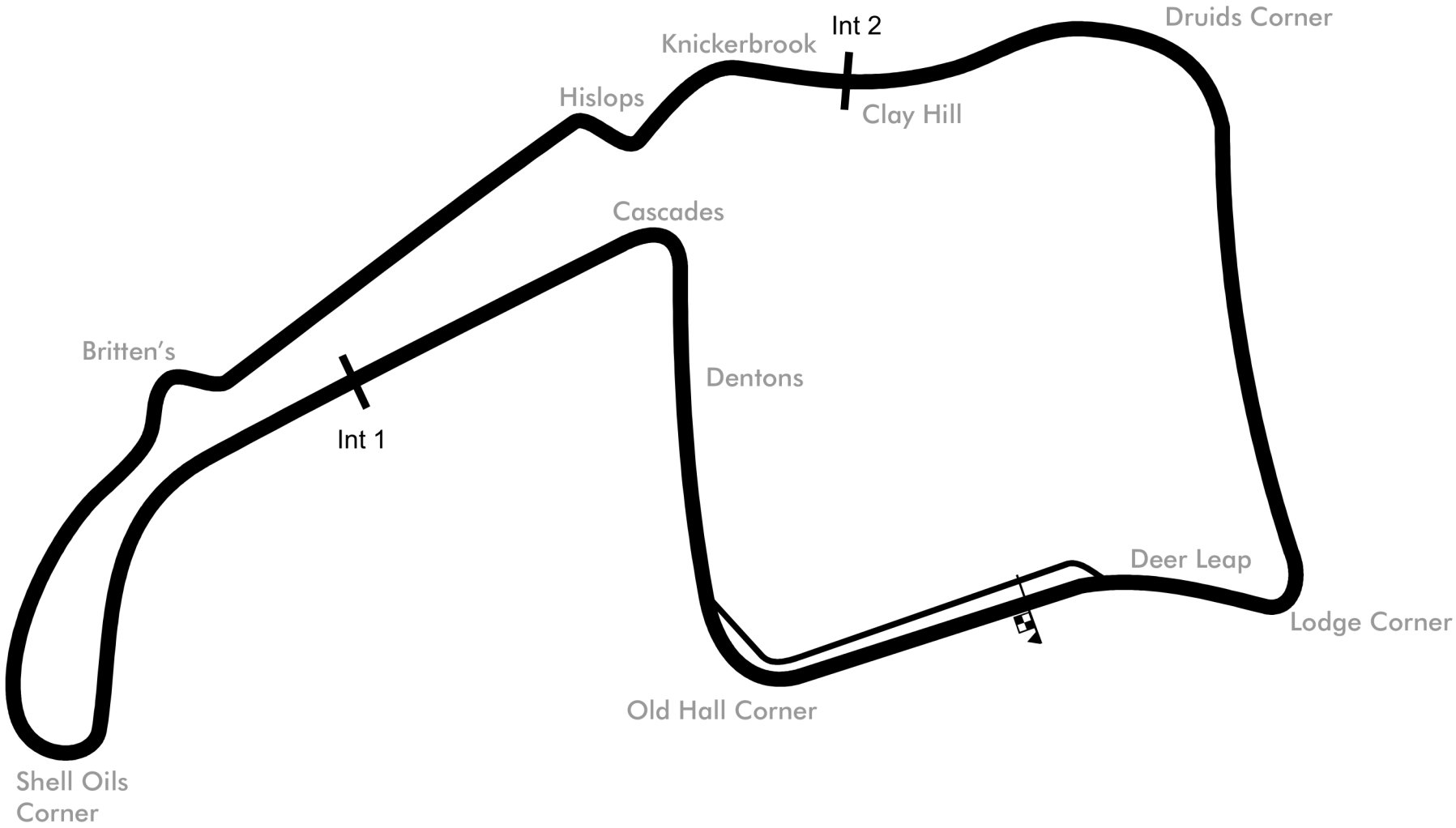

Circuit Length:	2.692 M / 4.332 km
Pit Lane:	200m, 12s @ 60km/h
Intermediate 1:	1.168 km
Intermediate 2:	3.077 km
Start line offset:	0 m

Oulton Park Gold Cup Historic Race Meeting - 25 - 27 Aug 2018

Pre '80 Endurance Challenge

Qualifying for Race 5 - Classification

Sheet No:

POS	NO	DRIVER/S	CLASS	CLASS POS	CAR MAKE / MODEL	TIME	ON	LAPS	GAP	DIFF	MPH
1	18	Callum Lockie	SP2	1	March 717	1:37.146	14	15			99.75
2	60	John Burton	SP3	1	Chevron B26	1:41.283	12	12	4.137	4.137	95.68
3	50	Bob Brooks-Vicky Brooks	INV	1	Lola T212	1:45.434	11	12	8.288	4.151	91.91
4	88	Kevin Cooke	SP3	2	March 75S	1:45.989	6	8	8.843	0.555	91.43
5	45	Alec Hammond-Nigel Greensall	SP1	1	Chevron B8	1:50.242	10	10	13.096	4.253	87.90
6	72	Jonathan Loader	S20	1	Tiga SC80	1:52.124	12	13	14.978	1.882	86.43
7	26	George Douglas	SP1	2	Martin BM9	1:53.432	5	12	16.286	1.308	85.43
8	24	Vic Nutter	SP3	3	Osella PA3	1:53.874	3	8	16.728	0.442	85.10
9	79	Andreas Floth	S20	2	Lola T492	1:57.778	7	12	20.632	3.904	82.28
10	97	Andrew Wareing	SP2	2	McLaren M1	1:57.854	11	11	20.708	0.076	82.22
11	37	Kent Abrahamsson	SP1	3	Chevron B19	1:59.433	2	3	22.287	1.579	81.14
12	4	Anthony Taylor	SP2	3	McLaren M6B	2:04.489	6	8	27.343	5.056	77.84
13	23	Ross Hyett	S20	3	Tiga Sports 2000	2:17.448	2	2	40.302	12.959	70.50
14	14	John Spiers	SP3	4	Osella PA3			1			0.00

Car 37 requires a working transponder - Regulation Q12.2.1 refers.
A 30 second penalty will be applied if not working in the race.

Session Start: 14:03:44 - Finish: 14:28:47
Weather/Track Conditions: Bright/Dry
Circuit: Oulton Park International
Track Length: 4.332 Km - 2.6918 miles

These results are provisional until the conclusion of any judicial and technical matters.

Clerk of the Course:	Timekeeper:	Issued at:
Julian Floyd	Nick Palmer	

Oulton Park Gold Cup Historic Race Meeting - 25 - 27 Aug 2018

Pre '80 Endurance Challenge

Qualifying for Race 5 - Sector Analysis

4 Anthony Taylor (SP2) — McLaren M6B

lap	Sect-1	Speed	Sect-2	Speed	Sect-3	Speed	Laptime	Pit	lap	Sect-1	Speed	Sect-2	Speed	Sect-3	Speed	Laptime	Pit
1	Out	99.4	1:11.030	79.3	40.580	99.7	2:24.397		5	30.644	105.4	1:02.665	91.5	36.701	103.6	2:10.010	
2	32.957	103.3	1:04.494	89.1	35.737	109.9	2:13.188		6	29.762	114.9	1:00.596	93.2	34.131	114.6	2:04.489	
3	32.109	109.7	1:06.474	91.2	36.524	112.8	2:15.107		7	31.580	111.5	1:00.894	90.6	36.531	93.6	2:09.005	
4	30.488	120.8	1:03.415	84.7	35.279	109.3	2:09.182		8	35.401	91.5	1:11.298	68.6			2:46.953	

14 John Spiers (SP3) — Osella PA3

lap	Sect-1	Speed	Sect-2	Speed	Sect-3	Speed	Laptime	Pit	lap	Sect-1	Speed	Sect-2	Speed	Sect-3	Speed	Laptime	Pit
1	Out	101.5	1:03.273	98.4			2:19.787		2								

18 Callum Lockie (SP2) — March 717

lap	Sect-1	Speed	Sect-2	Speed	Sect-3	Speed	Laptime	Pit	lap	Sect-1	Speed	Sect-2	Speed	Sect-3	Speed	Laptime	Pit
1	Out	113.9	55.189	114.7	29.984	121.8	1:55.085		9	26.912	128.6	53.793	107.1	30.141	140.4	1:50.846	
2	25.492	146.4	49.466	126.7	27.837	131.9	1:42.795		10	26.851	134.0	58.284	76.2	34.011	136.7	1:59.146	
3	25.044	150.6	48.146	129.3	27.059	129.8	1:40.249		11	24.677	152.7	46.757	133.4	26.384	140.7	1:37.818	
4	24.788	148.6	53.487	118.3	27.749	135.1	1:46.024		12	24.277	152.0	47.277	131.6	26.251	142.5	1:37.805	
5	24.696	130.3	50.168	97.2	30.579	133.5	1:45.443		13	24.019	150.6	46.639	129.8	26.938	142.5	1:37.596	
6	24.397	151.3	47.615	131.6	26.630	141.9	1:38.642		14	24.035	150.0	46.777	130.6	26.334	142.5	1:37.146	
7	24.773	149.0	47.008	130.8	26.258	142.2	1:38.039		15	23.857	151.3	47.747	109.0	31.020	142.5	1:42.624	
8	24.220	150.0	46.715	131.1	26.931	134.3	1:37.866		16								

23 Ross Hyett (S20) — Tiga Sports 2000

lap	Sect-1	Speed	Sect-2	Speed	Sect-3	Speed	Laptime	Pit	lap	Sect-1	Speed	Sect-2	Speed	Sect-3	Speed	Laptime	Pit
1	Out	96.3	1:07.401	83.8	39.693	93.5	2:21.735		2	33.716	97.9	1:04.331	81.8	39.401	94.7	2:17.448	

24 Vic Nutter (SP3) — Osella PA3

lap	Sect-1	Speed	Sect-2	Speed	Sect-3	Speed	Laptime	Pit	lap	Sect-1	Speed	Sect-2	Speed	Sect-3	Speed	Laptime	Pit
1	Out	82.6	1:03.777	83.3	35.436	107.1	2:11.985		5	27.185	121.3	54.142	105.4			2:01.847	
2	27.854	120.2	56.333	107.4	32.740	114.2	1:56.927		6	Out	102.5	59.483	105.1	32.099	114.2	4:18.767	P
3	27.259	123.5	55.011	108.3	31.604	111.0	1:53.874		7	27.862	120.0	54.705	108.1	31.974	113.6	1:54.541	
4	27.677	123.9	55.731	102.5	31.393	115.9	1:54.801		8	27.274	124.4	1:00.507	92.2			2:12.562	

26 George Douglas (SP1) — Martin BM9

lap	Sect-1	Speed	Sect-2	Speed	Sect-3	Speed	Laptime	Pit	lap	Sect-1	Speed	Sect-2	Speed	Sect-3	Speed	Laptime	Pit
1	Out	92.6	1:05.838	92.6	34.405	96.6	2:13.292		7	Out	103.8	59.711	93.1	33.106	102.5	3:57.694	P
2	30.110	118.7	57.475	100.6	32.981	105.9	2:00.566		8	29.525	116.5	56.984	93.7	32.788	102.5	1:59.297	
3	30.669	111.8	58.548	96.0	33.875	101.9	2:03.092		9	28.317	115.9	56.996	100.3	31.844	102.5	1:57.157	
4	29.919	109.7	57.411	94.3	31.959	108.1	1:59.289		10	28.205	119.5	55.899	102.7	32.188	104.6	1:56.292	
5	27.762	120.6	54.351	106.6	31.319	104.1	1:53.432		11	29.286	107.2	57.045	103.6	31.864	104.4	1:58.195	
6	29.723	111.8	55.911	102.5			2:07.482		12	27.989	117.3	55.643	99.2	31.563	107.2	1:55.195	

37 Kent Abrahamsson (SP1) — Chevron B19

lap	Sect-1	Speed	Sect-2	Speed	Sect-3	Speed	Laptime	Pit	lap	Sect-1	Speed	Sect-2	Speed	Sect-3	Speed	Laptime	Pit
1							2:06.143		3							2:21.309	
2							1:59.433		4								

45 Hammond-Greensall (SP1) — Chevron B8

lap	Sect-1	Speed	Sect-2	Speed	Sect-3	Speed	Laptime	Pit	lap	Sect-1	Speed	Sect-2	Speed	Sect-3	Speed	Laptime	Pit
1	Out	90.0	1:05.384	90.3	35.176	104.6	2:15.467		6	28.831	116.3	56.606	104.4	32.141	109.7	1:57.578	
2	31.410	102.2	59.785	101.0	32.992	108.3	2:04.187		7	29.104	115.3	57.024	98.9			2:07.812	
3	30.101	113.3	59.316	97.4	33.581	108.6	2:02.998		8	Out	119.1	53.871	105.7	31.296	110.0	7:19.708	P
4	30.509	111.1	58.309	98.1	32.761	110.6	2:01.579		9	27.414	119.5	52.869	107.1	31.411	111.3	1:51.694	
5	29.550	115.9	57.695	105.2	32.293	108.8	1:59.538		10	27.301	120.4	52.507	107.4	30.434	110.6	1:50.242	

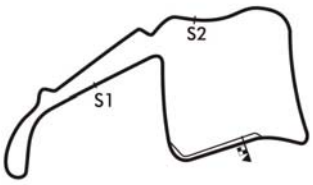

Session Start: 14:03:44 - Finish: 14:28:47
Weather/Track Conditions: Bright/Dry
Circuit: Oulton Park International
Track Length: 4.332 Km - 2.6918 miles
Printed: 25-08-2018 - 14:36

MST

Oulton Park Gold Cup Historic Race Meeting - 25 - 27 Aug 2018

Pre '80 Endurance Challenge

Qualifying for Race 5 - Sector Analysis

50 B.Brooks-V.Brooks (INV) — Lola T212

lap	Sect-1	Speed	Sect-2	Speed	Sect-3	Speed	Laptime	Pit
1	Out	115.5	55.945	98.8	31.737	107.8	1:56.374	
2	27.396	126.7	53.281	104.9	30.272	106.7	1:50.949	
3	27.527	118.7	52.343	106.1	29.523	114.8	1:49.393	
4	26.166	130.3	52.923	97.7			1:55.116	
5	Out	119.1	54.289	108.6	30.997	121.6	3:51.024	P
6	26.064	132.1	51.008	110.8	30.101	105.6	1:47.173	
7	26.286	131.6	50.776	110.6	29.464	121.8	1:46.526	
8	26.145	131.9	51.394	111.8	29.826	121.6	1:47.365	
9	26.024	131.9	50.169	110.2	29.592	122.1	1:45.785	
10	25.747	132.4	50.321	110.6	29.500	122.1	1:45.568	
11	25.701	132.4	50.928	111.7	28.805	121.8	1:45.434	
12	26.931	127.6	50.743	109.9	28.915	121.6	1:46.589	

60 John Burton (SP3) — Chevron B26

lap	Sect-1	Speed	Sect-2	Speed	Sect-3	Speed	Laptime	Pit
1	Out	117.3	58.478	106.4	32.611	109.3	1:59.866	
2	27.539	126.5	51.553	112.8	29.627	118.2	1:48.719	
3	25.435	126.7	51.275	111.8	28.553	117.6	1:45.263	
4	26.612	127.4	49.880	113.2	28.454	117.4	1:44.946	
5	25.424	130.3	50.353	103.3	30.425	118.2	1:46.202	
6	25.764	126.9	50.772	113.5			1:51.669	
7	Out	125.5	53.632	112.2	28.934	118.0	5:29.553	P
8	25.594	131.6	49.965	113.7	28.579	118.6	1:44.138	
9	24.796	132.6	49.459	114.9	28.108	118.6	1:42.363	
10	24.668	133.4	48.866	115.9	28.093	120.3	1:41.627	
11	25.233	131.6	50.587	110.9	28.252	119.9	1:44.072	
12	24.602	132.6	48.669	115.5	28.012	117.8	1:41.283	

72 Jonathan Loader (S20) — Tiga SC80

lap	Sect-1	Speed	Sect-2	Speed	Sect-3	Speed	Laptime	Pit
1	Out	98.4	59.983	92.5	33.235	98.1	2:03.992	
2	28.993	108.8	54.848	96.4	31.896	100.2	1:55.737	
3	28.370	109.3	55.182	96.1	31.342	100.9	1:54.894	
4	29.566	106.6	56.780	94.9			2:04.127	
5	Out	109.0	53.807	97.0	32.158	98.6	3:32.562	P
6	28.491	109.3	53.717	97.1	31.155	100.6	1:53.363	
7	27.991	110.2	53.410	97.7	31.326	99.6	1:52.727	
8	28.116	111.7	53.314	97.7	31.179	101.3	1:52.609	
9	27.651	111.7	53.561	97.7	30.970	101.1	1:52.182	
10	27.596	111.1	55.922	91.7	32.346	100.9	1:55.864	
11	27.799	110.8	53.294	97.4	31.187	100.9	1:52.280	
12	27.701	110.9	53.205	97.4	31.218	100.8	1:52.124	
13	27.877	102.9	1:01.402	88.7	34.875	88.0	2:04.154	
14								

79 Andreas Floth (S20) — Lola T492

lap	Sect-1	Speed	Sect-2	Speed	Sect-3	Speed	Laptime	Pit
1	Out	87.3	1:08.378	86.7	35.753	95.9	2:16.294	
2	30.833	105.2	58.344	93.5	44.828	95.4	2:14.005	
3	30.274	105.9	57.978	93.6	42.157	76.7	2:10.409	
4	31.499	100.9	1:00.257	86.7	34.618	98.4	2:06.374	
5	29.506	107.6	56.578	93.4	33.632	98.6	1:59.716	
6	29.250	107.2	56.227	94.4	33.002	97.9	1:58.479	
7	29.020	108.4	56.281	94.3	32.477	98.9	1:57.778	
8	29.774	104.0	57.574	94.8	33.102	98.1	2:00.450	
9	29.203	107.1	56.218	94.4	36.725	98.4	2:02.146	
10	30.111	104.8	55.861	94.8	51.180	83.1	2:17.152	
11	31.587	106.6	57.005	94.0	33.628	98.7	2:02.220	
12	28.928	107.8	55.828	95.1	34.167	95.2	1:58.923	

88 Kevin Cooke (SP3) — March 75S

lap	Sect-1	Speed	Sect-2	Speed	Sect-3	Speed	Laptime	Pit
1	Out	113.5	59.253	92.5	32.433	114.0	2:00.215	
2	27.525	123.0	54.615	109.0	30.434	117.0	1:52.574	
3	27.220	101.9	55.003	84.7	32.128	116.5	1:54.351	
4	26.648	128.1	52.810	100.0	30.184	115.7	1:49.642	
5	27.102	126.7	54.014	98.1	31.546	119.0	1:52.662	
6	25.535	126.7	51.393	114.3	29.061	117.4	1:45.989	
7	26.163	128.4	52.065	109.7	31.184	106.1	1:49.412	
8	28.318	126.7	55.292	92.7			2:03.913	

97 Andrew Wareing (SP2) — McLaren M1

lap	Sect-1	Speed	Sect-2	Speed	Sect-3	Speed	Laptime	Pit
1	Out	98.2	1:13.287	76.4	40.909	100.5	2:25.786	
2	32.770	103.6	1:03.902	94.0	36.216	107.8	2:12.888	
3	32.395	108.4	1:06.760	89.1	36.753	111.7	2:15.908	
4	30.161	115.1	1:01.415	94.4	35.206	114.0	2:06.782	
5	30.995	106.4	1:04.485	91.1			2:20.939	
6	Out	107.6	1:00.055	100.6	33.453	114.9	4:08.016	P
7	30.033	118.7	58.132	101.8	32.381	117.6	2:00.546	
8	28.709	120.8	57.408	101.0	32.855	117.8	1:58.972	
9	28.524	123.0	57.467	104.9	33.324	115.7	1:59.315	
10	28.231	126.2	57.765	90.6	34.609	119.4	2:00.605	
11	28.167	127.2	57.722	104.6	31.965	118.4	1:57.854	
12								

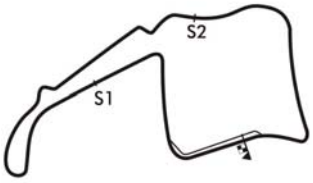

Session Start: 14:03:44 - Finish: 14:28:47
Weather/Track Conditions: Bright/Dry
Circuit: Oulton Park International
Track Length: 4.332 Km - 2.6918 miles
Printed: 25-08-2018 - 14:36

MST
Results: www.mstworld.com. Live Timing: https://livetiming.getraceresults.com/mst. Email: timing@mstworld.com

Oulton Park Gold Cup Historic Race Meeting - 25 - 27 Aug 2018

Pre '80 Endurance Challenge

Qualifying for Race 5 - Best Sector Times

	SECTOR 1			SECTOR 2			SECTOR 3		
	NO	TIME	LAP	NO	TIME	LAP	NO	TIME	LAP
1	18	23.857	15	18	46.639	13	18	26.251	12
2	60	24.602	12	60	48.669	12	60	28.012	12
3	88	25.535	6	50	50.169	9	50	28.805	11
4	50	25.701	11	88	51.393	6	88	29.061	6
5	24	27.185	5	45	52.507	10	45	30.434	10
6	45	27.301	10	72	53.205	12	72	30.970	9
7	72	27.596	10	24	54.142	5	26	31.319	5
8	26	27.762	5	26	54.351	5	24	31.393	4
9	97	28.167	11	79	55.828	12	97	31.965	11
10	79	28.928	12	97	57.408	8	79	32.477	7
11	4	29.762	6	4	1:00.596	6	4	34.131	6
12	23	31.350	3	14	1:03.273	1	23	39.401	2
13	14			23	1:04.331	2	14		
14	37			37			37		

IDEAL / BEST LAP COMPARISON

NO	NAME	BEST	IN	IDEAL	DIFF
18	Callum Lockie	1:37.146	14	1:36.747	+0.399
60	John Burton	1:41.283	12	1:41.283	+0.000
50	B.Brooks-V.Brooks	1:45.434	11	1:44.675	+0.759
88	Kevin Cooke	1:45.989	6	1:45.989	+0.000
45	Hammond-Greensal	1:50.242	10	1:50.242	+0.000
72	Jonathan Loader	1:52.124	12	1:51.771	+0.353
26	George Douglas	1:53.432	5	1:53.432	+0.000
24	Vic Nutter	1:53.874	3	1:52.720	+1.154
79	Andreas Floth	1:57.778	7	1:57.233	+0.545
97	Andrew Wareing	1:57.854	11	1:57.540	+0.314
37	Kent Abrahamsson	1:59.433	2		+
4	Anthony Taylor	2:04.489	6	2:04.489	+0.000
23	Ross Hyett	2:17.448	2	2:15.082	+2.366
14	John Spiers				+

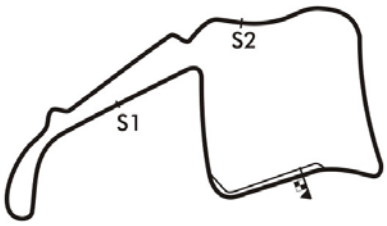

Session Start: 14:03:44 - Finish: 14:28:47
Weather/Track Conditions: Bright/Dry
Circuit: Oulton Park International
Track Length: 4.332 Km - 2.6918 miles

Printed: 25-08-2018 - 14:36

Oulton Park Gold Cup Historic Race Meeting - 25 - 27 Aug 2018

Pre '80 Endurance Challenge

Qualifying for Race 5 - Best Sector Speeds

	NO	SECTOR 1	MPH	NO	SECTOR 2	MPH	NO	SECTOR 3	MPH
1	18	Callum Lockie	152.7	18	Callum Lockie	133.4	18	Callum Lockie	142.5
2	60	John Burton	133.4	60	John Burton	115.9	50	B.Brooks-V.Brooks	122.1
3	50	B.Brooks-V.Brooks	132.4	88	Kevin Cooke	114.3	60	John Burton	120.3
4	88	Kevin Cooke	128.4	50	B.Brooks-V.Brooks	111.8	97	Andrew Wareing	119.4
5	97	Andrew Wareing	127.2	24	Vic Nutter	108.3	88	Kevin Cooke	119.0
6	24	Vic Nutter	124.4	45	Hammond-Greensall	107.4	24	Vic Nutter	115.9
7	4	Anthony Taylor	120.8	26	George Douglas	106.6	4	Anthony Taylor	114.6
8	26	George Douglas	120.6	97	Andrew Wareing	104.9	45	Hammond-Greensall	111.3
9	45	Hammond-Greensall	120.4	14	John Spiers	98.4	26	George Douglas	108.1
10	72	Jonathan Loader	111.7	72	Jonathan Loader	97.7	72	Jonathan Loader	101.3
11	79	Andreas Floth	108.4	79	Andreas Floth	95.1	79	Andreas Floth	98.9
12	14	John Spiers	101.5	4	Anthony Taylor	93.2	23	Ross Hyett	94.7
13	23	Ross Hyett	99.1	23	Ross Hyett	83.8	14	John Spiers	0.0
14	37	Kent Abrahamsson	0.0	37	Kent Abrahamsson	0.0	37	Kent Abrahamsson	0.0

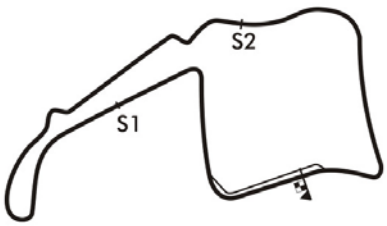

Session Start: 14:03:44 - Finish: 14:28:47
Weather/Track Conditions: Bright/Dry
Circuit: Oulton Park International
Track Length: 4.332 Km - 2.6918 miles

Printed: 25-08-2018 - 14:37

Oulton Park Gold Cup Historic Race Meeting - 25 - 27 Aug 2018

Pre '80 Endurance Challenge

Race 5 - Starting Grid

Sheet No:

Start Time : 14:45 - Heat Duration : 30 Minutes

ROW							
7	13	23	Ross Hyett	14	14	John Spiers
6	11	37	Kent Abrahamsson	12	4	Anthony Taylor
5	9	79	Andreas Floth	10	97	Andrew Wareing
4	7	26	George Douglas	8	24	Vic Nutter
3	5	45	Hammond-Greensall	6	72	Jonathan Loader
2	3	50	B.Brooks-V.Brooks	4	88	Kevin Cooke
1	1	18	Callum Lockie	2	60	John Burton

Pole Right

Circuit: Oulton Park International
Track Length: 4.332 Km - 2.6918 miles

These results are provisional until the conclusion of any judicial and technical matters.

Clerk of the Course:	Timekeeper:	Issued at:
Julian Floyd	Nick Palmer	

Oulton Park Gold Cup Historic Race Meeting - 25 - 27 Aug 2018

Pre '80 Endurance Challenge

Race 5 - Classification

Sheet No:

POS	NO	DRIVER/S	CLASS	CLASS POS	CAR MAKE / MODEL	TIME	LAPS	GAP	DIFF	MPH	BEST	ON
1	18	Calum Lockie	SP2	1	March 717	27:19.566	13	-- 13 laps		76.83	2:01.709	8
2	60	John Burton	SP3	1	Chevron B26	28:06.123	13	46.557	46.557	74.71	2:06.610	7
3	14	John Spiers	SP3	2	Osella PA3	28:23.778	13	1:04.212	17.655	73.94	2:03.845	8
4	24	Vic Nutter	SP3	3	Osella PA3	28:58.598	13	1:39.032	34.820	72.46	2:10.053	10
5	23	Ross Hyett	S20	1	Tiga Sports 2000	27:46.440	12	-- 12 laps	1:06.033	69.78	2:15.831	10
6	72	Jonathan Loader	S20	2	Tiga SC80	28:50.173	12	1:03.733	1:03.733	67.21	2:21.225	5
7	45	Alec Hammond	SP1	1	Chevron B8	28:58.400	12	1:11.960	8.227	66.89	2:18.442	12
8	26	George Douglas	SP1	2	Martin BM9	29:03.979	12	1:17.539	5.579	66.67	2:19.206	10
		---------- NOT CLASSIFIED ----------										
DNF	50	Vicky Brooks	INV		Lola T212	13:10.193	6	-- 6 laps --		73.58	2:09.544	5
DNF	79	Andreas Floth	S20		Lola T492	15:32.563	6	2:22.370	2:22.370	62.34	2:25.940	3
DNF	88	Kevin Cooke	SP3		March 75S	18:41.298	5	-- 5 laps --	6:04.583	43.21	2:14.506	5

---------- FASTEST LAP SUMMARY ----------

NO	DRIVER/S	CLASS	CAR MAKE / MODEL	FASTEST LAP	ON	MPH
18	Calum Lockie	SP2	March 717	2:01.709	8	79.62
14	John Spiers	SP3	Osella PA3	2:03.845	8	78.25
50	Vicky Brooks	INV	Lola T212	2:09.544	5	74.80
23	Ross Hyett	S20	Tiga Sports 2000	2:15.831	10	71.34
45	Alec Hammond	SP1	Chevron B8	2:18.442	12	70.00

Cars 4, 37 & 97 - non starters.

Session Start: 14:42:56 - Finish: 15:10:15
Weather/Track Conditions: Rain/Wet
Circuit: Oulton Park International
Track Length: 4.332 Km - 2.6918 miles

These results are provisional until the conclusion of any judicial and technical matters.

Clerk of the Course:	Timekeeper:	Issued at:
Julian Floyd	Nick Palmer	

Oulton Park Gold Cup Historic Race Meeting - 25 - 27 Aug 2018

Pre '80 Endurance Challenge

Race 5 - Sector Analysis

14 John Spiers (SP3) — Osella PA3

lap	Sect-1	Speed	Sect-2	Speed	Sect-3	Speed	Laptime	Pit	lap	Sect-1	Speed	Sect-2	Speed	Sect-3	Speed	Laptime	Pit
1		94.9	1:08.699	79.0	39.562	85.3	2:35.509		8	30.107	114.7	59.937	97.7	33.801	100.5	2:03.845	
2	32.842	112.0	1:01.443	94.7	37.030	96.0	2:11.315		9	30.767	112.8	1:00.251	95.7	34.233	98.9	2:05.251	
3	32.044	111.8	1:04.634	90.1	36.549	91.0	2:13.227		10	30.556	112.2	1:02.900	93.1	35.544	96.7	2:09.000	
4	31.056	110.8	1:00.895	99.5	33.563	103.9	2:05.514		11	31.406	101.9	1:01.767	93.9	35.218	92.2	2:08.391	
5	30.343	115.1	1:01.399	95.1	34.000	103.0	2:05.742		12	32.197	105.1	1:04.374	91.0	35.445	95.1	2:12.016	
6	30.620	111.8	1:15.281	92.0	34.209	100.6	2:20.110		13	31.178	109.7	1:01.156	93.6	34.326	98.7	2:06.660	
7	30.556	112.0	1:00.877	86.7	35.765	95.4	2:07.198		14								

18 Calum Lockie (SP2) — March 717

lap	Sect-1	Speed	Sect-2	Speed	Sect-3	Speed	Laptime	Pit	lap	Sect-1	Speed	Sect-2	Speed	Sect-3	Speed	Laptime	Pit
1		125.3	1:00.753	101.8	34.258	119.2	2:08.243		8	29.994	130.8	58.799	115.3	32.916	128.8	2:01.709	
2	30.536	126.7	1:00.310	100.1	34.059	119.9	2:04.905		9	29.572	128.6	1:00.383	109.7	34.025	124.1	2:03.980	
3	31.164	124.4	59.360	106.7	33.460	123.9	2:03.984		10	30.856	126.5	59.250	116.1	33.049	125.5	2:03.155	
4	30.216	129.3	59.567	107.9	33.415	125.7	2:03.198		11	30.511	114.5	58.890	115.7	32.898	127.6	2:02.299	
5	30.194	130.3	58.832	111.5	32.905	126.2	2:01.931		12	31.173	103.3	59.014	114.3	32.886	127.1	2:03.073	
6	30.097	130.8	1:00.055	109.3	34.497	108.3	2:04.649		13	30.700	98.2	1:28.665	102.7	34.709	99.3	2:34.074	
7	31.038	126.2	59.865	112.0	33.463	122.9	2:04.366		14								

23 Ross Hyett (S20) — Tiga Sports 2000

lap	Sect-1	Speed	Sect-2	Speed	Sect-3	Speed	Laptime	Pit	lap	Sect-1	Speed	Sect-2	Speed	Sect-3	Speed	Laptime	Pit
1		93.0	1:08.583	83.6	39.064	90.6	2:34.233		7	33.482	98.1	1:07.295	84.6	37.259	91.7	2:18.036	
2	34.478	95.9	1:06.135	85.5	38.556	91.2	2:19.169		8	33.272	98.9	1:05.384	85.6	37.747	90.7	2:16.403	
3	35.147	95.9	1:06.189	84.6	37.809	91.5	2:19.145		9	33.723	98.5	1:05.906	85.8	37.590	91.5	2:17.219	
4	34.476	96.7	1:05.410	85.8	38.187	91.1	2:18.073		10	33.350	97.1	1:05.108	87.2	37.373	93.2	2:15.831	
5	33.678	97.7	1:05.841	85.0	37.525	91.5	2:17.044		11	34.268	86.7	1:05.601	85.6	37.194	92.6	2:17.063	
6	34.181	98.2	1:05.852	84.6	37.363	91.8	2:17.396		12	33.961	94.8	1:05.577	84.1	37.290	92.6	2:16.828	

24 Vic Nutter (SP3) — Osella PA3

lap	Sect-1	Speed	Sect-2	Speed	Sect-3	Speed	Laptime	Pit	lap	Sect-1	Speed	Sect-2	Speed	Sect-3	Speed	Laptime	Pit
1		100.9	1:06.119	95.3	39.530	102.5	2:29.886		8	31.856	107.8	1:02.985	95.9	36.597	103.4	2:11.438	
2	33.315	112.6	1:05.368	101.3	37.217	106.4	2:15.900		9	31.308	113.7	1:03.651	99.5	35.762	108.3	2:10.721	
3	32.250	106.2	1:05.140	99.8	37.216	96.3	2:14.606		10	31.520	109.5	1:03.106	101.6	35.427	107.9	2:10.053	
4	31.987	113.7	1:03.178	98.2	36.997	105.9	2:12.162		11	32.731	92.7	1:03.444	101.6	35.448	106.6	2:11.623	
5	31.894	115.1	1:03.434	101.8	36.666	106.9	2:11.994		12	31.395	112.8	1:02.386	101.9	36.577	106.4	2:10.358	
6	31.646	113.9	1:03.097	100.9	36.099	105.4	2:10.842		13	34.253	112.0	1:06.099	94.0	37.839	98.1	2:18.191	
7	31.265	115.1	1:03.085	87.6	36.474	108.8	2:10.824		14								

26 George Douglas (SP1) — Martin BM9

lap	Sect-1	Speed	Sect-2	Speed	Sect-3	Speed	Laptime	Pit	lap	Sect-1	Speed	Sect-2	Speed	Sect-3	Speed	Laptime	Pit
1		94.9	1:11.556	78.4	41.394	90.1	2:39.277		7	35.354	99.4	1:09.248	86.3	39.047	89.7	2:23.649	
2	37.566	94.8	1:09.158	87.1	40.747	91.2	2:27.471		8	35.081	104.3	1:09.288	83.2	38.032	92.3	2:22.401	
3	37.023	95.2	1:11.204	82.9	40.378	88.4	2:28.605		9	34.300	93.4	1:10.672	77.7	39.016	90.2	2:23.988	
4	36.594	104.0	1:09.506	85.0	40.030	93.4	2:26.130		10	35.706	95.6	1:05.966	87.2	37.534	96.2	2:19.206	
5	36.287	96.4	1:09.433	86.1	40.238	86.3	2:25.958		11	34.856	98.9	1:06.913	89.3	38.160	94.8	2:19.929	
6	35.521	101.5	1:07.894	84.7	40.378	90.2	2:23.793		12	35.835	104.1	1:08.360	83.4	39.377	85.7	2:23.572	

45 Alec Hammond (SP1) — Chevron B8

lap	Sect-1	Speed	Sect-2	Speed	Sect-3	Speed	Laptime	Pit	lap	Sect-1	Speed	Sect-2	Speed	Sect-3	Speed	Laptime	Pit
1		90.3	1:11.533	77.0	41.751	80.9	2:37.398		7	35.821	98.2	1:08.554	90.0	38.864	99.6	2:23.239	
2	38.507	94.8	1:08.823	82.4	41.065	92.3	2:28.395		8	34.829	101.3	1:08.449	86.1	38.756	100.8	2:22.034	
3	37.052	93.7	1:10.318	82.1	40.428	91.0	2:27.798		9	35.342	90.9	1:08.357	89.7	38.850	94.7	2:22.549	
4	37.294	97.8	1:08.951	84.5	40.430	95.8	2:26.675		10	35.454	99.8	1:07.603	90.3	38.375	100.6	2:21.432	
5	36.813	97.7	1:08.609	88.0	39.535	89.0	2:24.957		11	34.719	106.4	1:07.117	89.8	38.841	102.6	2:20.677	
6	36.495	103.8	1:07.805	85.5	40.504	93.9	2:24.804		12	34.224	104.9	1:06.205	92.3	38.013	93.4	2:18.442	

50 Vicky Brooks (INV) — Lola T212

lap	Sect-1	Speed	Sect-2	Speed	Sect-3	Speed	Laptime	Pit	lap	Sect-1	Speed	Sect-2	Speed	Sect-3	Speed	Laptime	Pit
1		111.1	1:03.140	90.9	35.956	98.1	2:16.523		4	31.972	113.0	1:02.725	92.0	35.487	97.7	2:10.184	
2	32.406	111.5	1:03.775	91.8	35.788	95.1	2:11.969		5	31.530	113.2	1:02.457	90.3	35.557	97.6	2:09.544	
3	32.392	106.7	1:03.589	90.4	36.079	95.5	2:12.060		6	31.914	111.3	1:02.513	91.6	35.486	99.9	2:09.913	

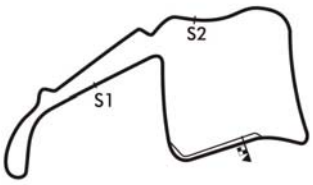

Session Start: 14:42:56 - Finish: 15:10:15
Weather/Track Conditions: Rain/Wet
Circuit: Oulton Park International
Track Length: 4.332 Km - 2.6918 miles
Printed: 26-08-2018 - 15:17

MST
Results: www.mstworld.com. Live Timing: https://livetiming.getraceresults.com/mst. Email: timing@mstworld.com

Oulton Park Gold Cup Historic Race Meeting - 25 - 27 Aug 2018

Pre '80 Endurance Challenge

Race 5 - Sector Analysis

60 John Burton (SP3) — Chevron B26

lap	Sect-1	Speed	Sect-2	Speed	Sect-3	Speed	Laptime	Pit	lap	Sect-1	Speed	Sect-2	Speed	Sect-3	Speed	Laptime	Pit
1		115.3	1:02.551	96.6	36.204	101.7	2:15.636		8	31.368	118.9	1:02.193	96.4	34.250	109.3	2:07.811	
2	32.347	116.1	1:03.452	99.1	35.273	102.3	2:11.072		9	31.166	120.8	1:03.555	99.8	34.492	110.2	2:09.213	
3	31.614	118.9	1:02.501	98.1	34.987	106.2	2:09.102		10	31.126	116.9	1:01.851	100.7	35.221	103.8	2:08.198	
4	31.140	117.3	1:03.487	96.8	35.169	100.3	2:09.796		11	32.365	117.9	1:03.307	97.4	34.785	110.4	2:10.457	
5	31.556	117.5	1:03.632	95.5	35.724	107.2	2:10.912		12	31.608	117.7	1:03.137	99.4	34.299	111.5	2:09.044	
6	31.593	116.7	1:03.553	99.1	34.689	109.7	2:09.835		13	31.604	115.5	1:02.406	98.9	34.427	100.2	2:08.437	
7	30.563	120.0	1:01.137	100.0	34.910	109.9	2:06.610		14								

72 Jonathan Loader (S20) — Tiga SC80

lap	Sect-1	Speed	Sect-2	Speed	Sect-3	Speed	Laptime	Pit	lap	Sect-1	Speed	Sect-2	Speed	Sect-3	Speed	Laptime	Pit
1		98.9	1:16.968	77.2	40.249	88.3	2:37.699		7	35.344	97.5	1:09.337	88.1	38.424	88.7	2:23.105	
2	36.251	96.4	1:08.689	82.3	39.256	90.0	2:24.196		8	35.343	96.6	1:07.783	84.2	39.314	87.9	2:22.440	
3	35.855	96.0	1:08.542	85.8	39.027	88.7	2:23.424		9	35.446	94.1	1:08.551	81.5	39.422	89.0	2:23.419	
4	35.754	94.8	1:07.272	85.6	38.756	89.5	2:21.782		10	36.303	92.8	1:08.971	86.3	38.308	87.8	2:23.582	
5	35.540	96.3	1:07.188	85.4	38.497	89.6	2:21.225		11	36.096	97.4	1:07.921	84.0	38.610	87.3	2:22.627	
6	35.673	97.8	1:07.550	79.0	39.663	87.4	2:22.886		12	36.201	94.9	1:08.627	84.8	38.960	81.8	2:23.788	

79 Andreas Floth (S20) — Lola T492

lap	Sect-1	Speed	Sect-2	Speed	Sect-3	Speed	Laptime	Pit	lap	Sect-1	Speed	Sect-2	Speed	Sect-3	Speed	Laptime	Pit
1		76.2	1:15.255	77.4	42.601	83.3	2:46.055		4	35.564	90.9	1:09.359	84.0	41.209	90.0	2:26.132	
2	36.144	92.0	1:12.038	80.6	42.573	88.6	2:30.755		5	36.022	91.3	1:10.591	74.0	41.220	89.7	2:27.833	
3	36.009	91.3	1:08.687	81.1	41.244	88.0	2:25.940		6	34.421	95.5	1:21.445	46.2			2:55.848	

88 Kevin Cooke (SP3) — March 75S

lap	Sect-1	Speed	Sect-2	Speed	Sect-3	Speed	Laptime	Pit	lap	Sect-1	Speed	Sect-2	Speed	Sect-3	Speed	Laptime	Pit
1		103.6	1:03.222	88.5			2:39.305		4	34.001	102.7	1:05.014	90.5	36.956	105.4	2:15.971	
2	Out	104.8	1:04.394	85.7	37.001	102.3	9:08.571	P	5	31.873	114.3	1:05.681	92.7	36.952	101.7	2:14.506	
3	32.511	107.1	1:11.988	88.5	38.446	97.9	2:22.945		6								

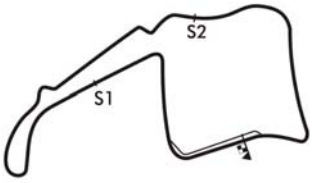

Session Start: 14:42:56 - Finish: 15:10:15
Weather/Track Conditions: Rain/Wet
Circuit: Oulton Park International
Track Length: 4.332 Km - 2.6918 miles
Printed: 26-08-2018 - 15:17

MST
Results: www.mstworld.com. Live Timing: https://livetiming.getraceresults.com/mst. Email: timing@mstworld.com

Oulton Park Gold Cup Historic Race Meeting - 25 - 27 Aug 2018

Pre '80 Endurance Challenge

Race 5 - Best Sector Times

	SECTOR 1			SECTOR 2			SECTOR 3		
	NO	TIME	LAP	NO	TIME	LAP	NO	TIME	LAP
1	18	29.572	9	18	58.799	8	18	32.886	12
2	14	30.107	8	14	59.937	8	14	33.563	4
3	60	30.563	7	60	1:01.137	7	60	34.250	8
4	24	31.265	7	24	1:02.386	12	24	35.427	10
5	50	31.530	5	50	1:02.457	5	50	35.486	6
6	88	31.873	5	88	1:03.222	1	88	36.952	5
7	23	33.272	8	23	1:05.108	10	23	37.194	11
8	45	34.224	12	26	1:05.966	10	26	37.534	10
9	26	34.300	9	45	1:06.205	12	45	38.013	12
10	79	34.421	6	72	1:07.188	5	72	38.308	10
11	72	35.152	1	79	1:08.687	3	79	41.209	4

IDEAL / BEST LAP COMPARISON

NO	NAME	BEST	IN	IDEAL	DIFF
18	Calum Lockie	2:01.709	8	2:01.257	+0.452
14	John Spiers	2:03.845	8	2:03.607	+0.238
60	John Burton	2:06.610	7	2:05.950	+0.660
24	Vic Nutter	2:10.053	10	2:09.078	+0.975
23	Ross Hyett	2:15.831	10	2:15.574	+0.257
45	Alec Hammond	2:18.442	12	2:18.442	+0.000
26	George Douglas	2:19.206	10	2:17.800	+1.406
72	Jonathan Loader	2:21.225	5	2:20.648	+0.577
50	Vicky Brooks	2:09.544	5	2:09.473	+0.071
88	Kevin Cooke	2:14.506	5	2:12.047	+2.459
79	Andreas Floth	2:25.940	3	2:24.317	+1.623

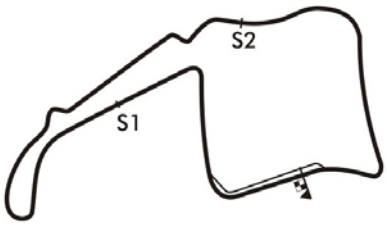

Session Start: 14:42:56 - Finish: 15:10:15
Weather/Track Conditions: Rain/Wet
Circuit: Oulton Park International
Track Length: 4.332 Km - 2.6918 miles

Printed: 26-08-2018 - 15:18

Oulton Park Gold Cup Historic Race Meeting - 25 - 27 Aug 2018

Pre '80 Endurance Challenge

Race 5 - Best Sector Speeds

	NO	SECTOR 1	MPH	NO	SECTOR 2	MPH	NO	SECTOR 3	MPH
1	18	Calum Lockie	130.8	18	Calum Lockie	116.1	18	Calum Lockie	128.8
2	60	John Burton	120.8	24	Vic Nutter	101.9	60	John Burton	111.5
3	50	Vicky Brooks	115.9	60	John Burton	100.7	24	Vic Nutter	108.8
4	14	John Spiers	115.1	14	John Spiers	99.5	88	Kevin Cooke	105.4
5	24	Vic Nutter	115.1	88	Kevin Cooke	92.7	14	John Spiers	103.9
6	88	Kevin Cooke	114.3	45	Alec Hammond	92.3	45	Alec Hammond	102.6
7	45	Alec Hammond	106.4	50	Vicky Brooks	92.0	50	Vicky Brooks	99.9
8	26	George Douglas	104.3	26	George Douglas	89.3	26	George Douglas	96.2
9	23	Ross Hyett	98.9	72	Jonathan Loader	88.1	23	Ross Hyett	93.2
10	72	Jonathan Loader	98.9	23	Ross Hyett	87.2	72	Jonathan Loader	90.0
11	79	Andreas Floth	95.5	79	Andreas Floth	84.0	79	Andreas Floth	90.0

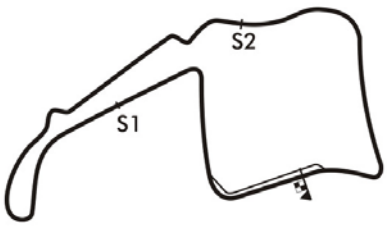

Session Start: 14:42:56 - Finish: 15:10:15
Weather/Track Conditions: Rain/Wet
Circuit: Oulton Park International
Track Length: 4.332 Km - 2.6918 miles

Printed: 26-08-2018 - 15:18

Oulton Park Gold Cup Historic Race Meeting - 25 - 27 Aug 2018

Pre '80 Endurance Challenge

Race 5 - Lap Chart

Lap 1			Lap 2			Lap 3			Lap 4			Lap 5			Lap 6		
NO	Behind	Laptime	NO	Behind	Laptime	NO	Behind	Laptime	NO	Behind	Laptime	NO	Behind	Laptime	NO	Behind	Laptime
18		2:08.243	18		2:04.905	18		2:03.984	18		2:03.198	18		2:01.931	18		2:04.649
60	7.393	2:15.636	60	13.560	2:11.072	60	18.678	2:09.102	60	25.276	2:09.796	60	34.257	2:10.912	26	1 LAP	2:25.958
50	8.280	2:16.523	50	15.344	2:11.969	50	23.420	2:12.060	50	30.406	2:10.184	50	38.019	2:09.544	79	1 LAP	2:27.833
24	21.643	2:29.886	24	32.638	2:15.900	14	42.919	2:13.227	14	45.235	2:05.514	14	49.046	2:05.742	60	39.443	2:09.835
23	25.990	2:34.233	14	33.676	2:11.315	24	43.260	2:14.606	24	52.224	2:12.162	24	1:02.287	2:11.994	50	43.283	2:09.913
14	27.266	2:35.509	23	40.254	2:19.169	23	55.415	2:19.145	23	1:10.290	2:18.073	23	1:25.403	2:17.044	14	1:04.507	2:20.110
45	29.155	2:37.398	72	48.747	2:24.196	72	1:08.187	2:23.424	72	1:26.771	2:21.782	88	3 LAPS	9:08.571	24	1:08.480	2:10.842
72	29.456	2:37.699	45	52.645	2:28.395	45	1:16.459	2:27.798	45	1:39.936	2:26.675	72	1:46.065	2:21.225	23	1:38.150	2:17.396
26	31.034	2:39.277	26	53.600	2:27.471	26	1:18.221	2:28.605	26	1:41.153	2:26.130	45	2:02.962	2:24.957	88	3 LAPS	2:22.945
88	31.062	2:39.305	79	1:03.662	2:30.755	79	1:25.618	2:25.940	79	1:48.552	2:26.132				72	2:04.302	2:22.886
79	37.812	2:46.055															

Session Start: 14:42:56 - Finish: 15:10:15
Weather/Track Conditions: Rain/Wet
Circuit: Oulton Park International
Track Length: 4.332 Km - 2.6918 miles
Printed: 26-08-2018 - 15:18

Results: www.mstworld.com. Live Timing: https://livetiming.getraceresults.com/mst. Email: timing@mstworld.com

Oulton Park Gold Cup Historic Race Meeting - 25 - 27 Aug 2018

Pre '80 Endurance Challenge

Race 5 - Lap Chart

Lap 7			Lap 8			Lap 9			Lap 10			Lap 11			Lap 12		
NO	Behind	Laptime	NO	Behind	Laptime	NO	Behind	Laptime	NO	Behind	Laptime	NO	Behind	Laptime	NO	Behind	Laptime
18		2:04.366	18		2:01.709	18		2:03.980	18		2:03.155	18		2:02.299	18		2:03.073
45	1 LAP	2:24.804	72	1 LAP	2:23.105	23	1 LAP	2:16.403	23	1 LAP	2:17.219	23	1 LAP	2:15.831	23	1 LAP	2:17.063
26	1 LAP	2:23.793	45	1 LAP	2:23.239	88	4 LAPS	2:14.506	60	58.065	2:08.198	60	1:06.223	2:10.457	60	1:12.194	2:09.044
60	41.687	2:06.610	26	1 LAP	2:23.649	72	1 LAP	2:22.440	72	1 LAP	2:23.419	72	1 LAP	2:23.582	14	1:31.626	2:12.016
79	1 LAP	2:55.848	60	47.789	2:07.811	60	53.022	2:09.213	14	1:16.591	2:09.000	14	1:22.683	2:08.391	72	1 LAP	2:22.627
14	1:07.339	2:07.198	14	1:09.475	2:03.845	45	1 LAP	2:22.034	45	1 LAP	2:22.549	45	1 LAP	2:21.432	45	1 LAP	2:20.677
24	1:14.938	2:10.824	24	1:24.667	2:11.438	26	1 LAP	2:22.401	26	1 LAP	2:23.988	26	1 LAP	2:19.206	24	1:54.915	2:10.358
23	1:51.820	2:18.036				14	1:10.746	2:05.251	24	1:38.306	2:10.053	24	1:47.630	2:11.623	26	1 LAP	2:19.929
88	3 LAPS	2:15.971				24	1:31.408	2:10.721									

Session Start: 14:42:56 - Finish: 15:10:15
Weather/Track Conditions: Rain/Wet
Circuit: Oulton Park International
Track Length: 4.332 Km - 2.6918 miles
Printed: 26-08-2018 - 15:18

MST
Results: www.mstworld.com. Live Timing: https://livetiming.getraceresults.com/mst. Email: timing@mstworld.com

Oulton Park Gold Cup Historic Race Meeting - 25 - 27 Aug 2018

Pre '80 Endurance Challenge

Race 5 - Lap Chart

Lap 13		
NO	Behind	Laptime
18		2:34.074
23	1 LAP	2:16.828
60	46.557	2:08.437
14	1:04.212	2:06.660
72	1 LAP	2:23.788
45	1 LAP	2:18.442
24	1:39.032	2:18.191
26	1 LAP	2:23.572

Session Start: 14:42:56 - Finish: 15:10:15
Weather/Track Conditions: Rain/Wet
Circuit: Oulton Park International
Track Length: 4.332 Km - 2.6918 miles
Printed: 26-08-2018 - 15:18

MST
Results: www.mstworld.com. Live Timing: https://livetiming.getraceresults.com/mst. Email: timing@mstworld.com

Oulton Park Gold Cup Historic Race Meeting - 25 - 27 Aug 2018

Pre '80 Endurance Challenge

Race 12 - Starting Grid

Sheet No:

Start Time : 11:15 - Heat Duration : 30 Minutes

ROW							
7	13	37	Kent Abrahamsson	14	4	Anthony Taylor
6	11	88	Kevin Cooke	12	97	Andrew Wareing
5	9	50	Bob Brooks	10	79	Andreas Floth
4	7	45	Alec Hammond	8	26	George Douglas
3	5	23	Ross Hyett	6	72	Jonathan Loader
2	3	14	John Spiers	4	24	Vic Nutter
1	1	18	Calum Lockie	2	60	John Burton

Pole Right

Circuit: Oulton Park International
Track Length: 4.332 Km - 2.6918 miles

These results are provisional until the conclusion of any judicial and technical matters.

Clerk of the Course:	Timekeeper:	Issued at:
Julian Floyd	Nick Palmer	

Oulton Park Gold Cup Historic Race Meeting - 25 - 27 Aug 2018

Pre '80 Endurance Challenge

Race 12 - Classification

Sheet No:

POS	NO	DRIVER/S	CLASS	CLASS POS	CAR MAKE / MODEL	TIME	LAPS	GAP	DIFF	MPH	BEST	ON
1	18	Calum Lockie	SP2	1	March 717	30:50.525	17	-- 17 laps		89.02	1:36.728	10
2	60	John Burton	SP3	1	Chevron B26	31:25.011	17	34.486	34.486	87.39	1:40.663	9
3	88	Kevin Cooke	SP3	2	March 75S	32:18.799	17	1:28.274	53.788	84.97	1:45.967	13
4	72	Jonathan Loader	S20	1	Tiga SC80	31:36.258	16	-- 16 laps	1:06.348	81.76	1:53.728	11
5	26	George Douglas	SP1	1	Martin BM9	31:36.522	16	0.264	0.264	81.75	1:53.536	14
6	23	Ross Hyett	S20	2	Tiga Sports 2000	31:40.390	16	4.132	3.868	81.59	1:53.793	14
7	45	Alec Hammond	SP1	2	Chevron B8	31:55.988	16	19.730	15.598	80.92	1:54.354	10
8	97	Andrew Wareing	SP2	2	McLaren M1	31:13.124	15	-- 15 laps	1:17.211	77.60	1:55.866	4
9	4	Anthony Taylor	SP2	3	McLaren M6B	31:48.784	15	35.660	35.660	76.15	2:01.862	12
		---------- NOT CLASSIFIED ----------										
DNF	14	John Spiers	SP3		Osella PA3	30:46.370	16	-- 16 laps		83.97	1:44.708	10
DNF	24	Vic Nutter	SP3		Osella PA3	28:51.426	15	-- 15 laps	8.509	83.95	1:46.656	13
DNF	79	Andreas Floth	S20		Lola T492	6:11.888	3	-- 3 laps --	23.459	78.17	1:59.070	3
DNF	37	Kent Abrahamsson	SP1		Chevron B19	2:08.563	1	-- 1 laps --		75.37	2:08.563	1

---------- FASTEST LAP SUMMARY ----------

NO	DRIVER/S	CLASS	CAR MAKE / MODEL	FASTEST LAP	ON	MPH
18	Calum Lockie	SP2	March 717	1:36.728	10	100.18
60	John Burton	SP3	Chevron B26	1:40.663	9	96.27
26	George Douglas	SP1	Martin BM9	1:53.536	14	85.35
72	Jonathan Loader	S20	Tiga SC80	1:53.728	11	85.21

Session Start: 11:17:41 - Finish: 11:48:30
Weather/Track Conditions: Cloud/Dry
Circuit: Oulton Park International
Track Length: 4.332 Km - 2.6918 miles

These results are provisional until the conclusion of any judicial and technical matters.

Clerk of the Course:	Timekeeper:	Issued at:
Julian Floyd	Nick Palmer	

Oulton Park Gold Cup Historic Race Meeting - 25 - 27 Aug 2018

Pre '80 Endurance Challenge

Race 12 - Sector Analysis

4	Anthony Taylor (SP2)							McLaren M6B							
lap	Sect-1	Speed	Sect-2	Speed	Sect-3	Speed	Laptime Pit	lap	Sect-1	Speed	Sect-2	Speed	Sect-3	Speed	Laptime Pit
1		103.6	1:01.034	91.6	33.339	117.6	2:12.241	9	30.339	112.0	59.920	95.9	34.434	115.3	2:04.693
2	29.568	111.3	58.799	78.8	34.816	117.8	2:03.183	10	29.979	114.9	59.214	91.7	35.335	111.3	2:04.528
3	29.814	111.3	59.669	84.1	35.127	115.3	2:04.610	11	31.042	109.7	1:01.522	96.0	33.989	117.6	2:06.553
4	29.503	110.9	1:00.343	93.0	37.443	93.4	2:07.289	12	29.270	117.1	59.005	96.4	33.587	117.2	2:01.862
5	35.686	100.1	1:06.198	55.6	36.769	109.9	2:18.653	13	28.552	120.2	59.490	98.8	34.129	117.2	2:02.171
6	31.374	106.7	1:03.047	82.5	36.462	100.6	2:10.883	14	29.555	120.0	58.324	94.1	36.013	118.2	2:03.892
7	31.718	107.4	1:06.433	56.3	40.259	108.3	2:18.410	15	30.299	101.6	59.262	99.5	35.010	105.6	2:04.571
8	31.179	108.4	59.774	97.0	34.292	113.4	2:05.245	16							

14	John Spiers (SP3)							Osella PA3							
lap	Sect-1	Speed	Sect-2	Speed	Sect-3	Speed	Laptime Pit	lap	Sect-1	Speed	Sect-2	Speed	Sect-3	Speed	Laptime Pit
1		120.8	52.420	106.9	30.074	111.0	1:54.268	9	26.327	123.7	50.895	108.6	29.396	113.0	1:46.618
2	26.205	122.8	51.932	106.9	29.910	113.0	1:48.047	10	25.443	126.0	50.389	108.3	28.876	113.2	1:44.708
3	26.116	124.8	52.637	97.0	30.458	112.6	1:49.211	11	25.302	126.5	50.358	109.1	31.862	109.5	1:47.522
4	26.418	123.7	51.568	104.0	29.921	113.8	1:47.907	12	26.218	124.6	54.783	95.5	30.306	108.8	1:51.307
5	26.541	123.0	55.920	87.0	33.529	94.8	1:55.990	13	25.941	125.3	52.026	106.2	29.313	111.5	1:47.280
6	29.485	105.4	1:00.580	57.9	52.567	47.8	2:22.632	14	27.640	126.9	51.307	105.9	29.209	113.8	1:48.156
7	49.082	51.6	1:12.425	61.2	42.432	108.3	2:43.939	15	26.364	122.3	51.657	107.4	29.791	111.7	1:47.812
8	26.213	125.5	51.052	106.9	30.255	110.8	1:47.520	16	28.484	104.3	57.886	91.0			2:03.453

18	Calum Lockie (SP2)							March 717							
lap	Sect-1	Speed	Sect-2	Speed	Sect-3	Speed	Laptime Pit	lap	Sect-1	Speed	Sect-2	Speed	Sect-3	Speed	Laptime Pit
1		140.6	51.758	130.1	27.980	137.6	1:49.662	10	23.726	152.0	46.579	130.8	26.423	143.4	1:36.728
2	25.398	150.3	48.933	131.4	27.124	141.9	1:41.455	11	23.724	153.3	46.823	131.6	26.548	143.7	1:37.095
3	24.735	152.3	48.124	117.5	27.180	144.4	1:40.039	12	23.696	152.3	47.052	131.4	26.772	143.7	1:37.520
4	24.593	152.7	47.352	129.1	27.048	141.3	1:38.993	13	24.885	151.0	47.502	129.3	26.897	144.1	1:39.284
5	23.957	152.7	47.856	127.6	29.856	105.6	1:41.669	14	25.295	149.0	48.526	110.6	28.306	138.4	1:42.127
6	43.356	52.7	1:24.639	44.7	56.433	50.7	3:04.428	15	24.125	151.0	47.670	129.6	27.273	143.1	1:39.068
7	48.184	51.7	1:13.433	57.6	42.284	114.2	2:43.901	16	24.021	152.7	47.965	129.1	27.051	144.1	1:39.037
8	25.040	153.0	47.481	131.9	26.726	142.2	1:39.247	17	24.125	150.3	49.393	128.6	29.655	134.5	1:43.173
9	23.895	152.3	46.853	131.6	26.351	142.2	1:37.099	18							

23	Ross Hyett (S20)							Tiga Sports 2000							
lap	Sect-1	Speed	Sect-2	Speed	Sect-3	Speed	Laptime Pit	lap	Sect-1	Speed	Sect-2	Speed	Sect-3	Speed	Laptime Pit
1		101.9	58.610	92.6	32.879	97.7	2:06.076	9	28.012	108.4	55.907	95.2	31.378	101.3	1:55.297
2	29.329	104.4	56.345	93.4	32.621	98.9	1:58.295	10	28.161	108.6	54.995	96.7	31.439	100.6	1:54.595
3	28.587	105.7	57.477	90.7	33.029	98.6	1:59.093	11	27.762	109.5	55.178	93.9	31.853	99.0	1:54.793
4	28.470	105.7	55.247	93.6	33.046	99.0	1:56.763	12	28.373	106.9	54.531	94.3	31.997	98.9	1:54.901
5	31.749	98.9	1:03.165	66.8	35.216	96.2	2:10.130	13	27.763	105.9	54.422	94.4	31.651	98.7	1:53.836
6	29.761	104.6	57.722	85.8	37.737	96.2	2:05.220	14	27.932	106.7	54.082	93.6	31.779	99.6	1:53.793
7	30.080	104.0	1:00.166	89.1	40.200	93.0	2:10.446	15	27.934	105.6	55.250	93.6	31.725	97.7	1:54.909
8	29.567	107.8	56.843	94.4	31.799	100.0	1:58.209	16	28.349	104.8	54.143	94.8	31.542	99.9	1:54.034

24	Vic Nutter (SP3)							Osella PA3							
lap	Sect-1	Speed	Sect-2	Speed	Sect-3	Speed	Laptime Pit	lap	Sect-1	Speed	Sect-2	Speed	Sect-3	Speed	Laptime Pit
1		118.9	56.951	109.5	31.103	111.9	2:00.513	9	27.729	111.7	53.108	109.7	29.660	114.0	1:50.497
2	27.867	124.8	54.947	109.9	31.504	111.1	1:54.318	10	26.214	126.5	52.574	109.5	30.624	114.9	1:49.412
3	27.425	124.1	55.311	95.1	30.862	113.4	1:53.598	11	26.106	126.9	52.342	109.0	29.691	114.6	1:48.139
4	27.271	123.9	53.689	109.9	30.442	113.2	1:51.402	12	26.006	127.4	54.069	109.1	29.212	114.8	1:49.287
5	27.146	123.0	56.407	106.7	31.187	113.0	1:54.740	13	25.973	126.9	51.701	109.0	28.982	115.1	1:46.656
6	28.422	121.0	55.941	67.8	40.283	52.4	2:04.646	14	25.773	127.4	51.884	109.5	29.350	114.2	1:47.007
7	49.260	45.5	1:12.333	63.5	42.383	112.3	2:43.976	15	25.993	127.4	52.518	109.5	29.166	115.1	1:47.677
8	26.869	126.7	52.881	108.4	29.808	113.0	1:49.558	16							

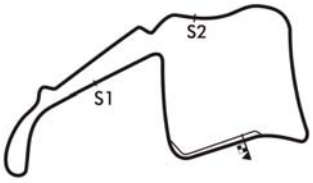

Session Start: 11:17:41 - Finish: 11:48:30
Weather/Track Conditions: Cloud/Dry
Circuit: Oulton Park International
Track Length: 4.332 Km - 2.6918 miles
Printed: 27-08-2018 - 11:50

MST
Results: www.mstworld.com. Live Timing: https://livetiming.getraceresults.com/mst. Email: timing@mstworld.com

Oulton Park Gold Cup Historic Race Meeting - 25 - 27 Aug 2018

Pre '80 Endurance Challenge

Race 12 - Sector Analysis

26	George Douglas (SP1)								Martin BM9							
lap	Sect-1	Speed	Sect-2	Speed	Sect-3	Speed	Laptime	Pit	lap	Sect-1	Speed	Sect-2	Speed	Sect-3	Speed	Laptime	Pit
1		104.9	58.988	98.5	33.512	105.6	2:08.387		9	28.300	117.3	55.250	104.4	30.772	107.6	1:54.322	
2	28.948	113.9	56.753	106.2	33.008	105.4	1:58.709		10	27.991	110.6	55.513	104.9	30.804	109.2	1:54.308	
3	28.122	121.0	56.436	85.7	32.315	109.9	1:56.873		11	27.832	117.9	54.849	104.3	31.203	107.4	1:53.884	
4	28.780	114.5	55.426	100.0	31.335	108.1	1:55.541		12	27.803	113.3	54.946	101.2	31.441	107.4	1:54.190	
5	31.004	102.2	1:02.285	73.9	35.802	98.1	2:09.091		13	27.907	120.0	55.100	97.1	31.726	109.2	1:54.733	
6	29.615	117.9	58.767	79.3	37.982	95.8	2:06.364		14	27.956	116.3	54.794	105.6	30.786	108.4	1:53.536	
7	29.754	118.9	58.600	85.0	41.722	104.6	2:10.076		15	27.755	118.5	54.948	100.0	32.480	108.1	1:55.183	
8	28.653	112.8	56.316	102.2	31.325	104.9	1:56.294		16	29.151	104.4	54.864	100.6	31.016	109.7	1:55.031	

37	Kent Abrahamsson (SP1)								Chevron B19							
lap	Sect-1	Speed	Sect-2	Speed	Sect-3	Speed	Laptime	Pit	lap	Sect-1	Speed	Sect-2	Speed	Sect-3	Speed	Laptime	Pit
1		116.7	59.335	94.5	33.248	110.0	2:08.563		2							

45	Alec Hammond (SP1)								Chevron B8							
lap	Sect-1	Speed	Sect-2	Speed	Sect-3	Speed	Laptime	Pit	lap	Sect-1	Speed	Sect-2	Speed	Sect-3	Speed	Laptime	Pit
1		105.9	58.192	95.5	32.813	109.0	2:06.316		9	28.510	114.7	56.088	105.6	31.256	109.7	1:55.854	
2	29.840	110.4	56.987	101.3	32.798	107.2	1:59.625		10	28.086	119.5	55.213	104.9	31.055	109.5	1:54.354	
3	29.114	113.9	56.995	82.1	32.575	109.2	1:58.684		11	28.295	118.1	55.820	93.7	31.967	111.1	1:56.082	
4	29.092	116.7	56.160	100.1	32.233	109.2	1:57.485		12	29.233	113.7	55.444	105.1	31.217	111.0	1:55.894	
5	32.555	94.4	1:02.307	67.4	34.533	109.0	2:09.395		13	28.412	114.7	55.701	104.8	31.654	107.8	1:55.767	
6	29.811	115.3	57.004	89.1	37.559	96.9	2:04.374		14	28.975	115.9	55.973	103.6	32.665	107.6	1:57.613	
7	30.734	112.4	59.609	90.3	39.603	104.9	2:09.946		15	28.939	116.7	55.674	101.2	32.843	109.3	1:57.456	
8	29.237	114.1	56.461	105.2	31.370	111.3	1:57.068		16	29.450	113.7	57.304	99.2	33.321	97.9	2:00.075	

60	John Burton (SP3)								Chevron B26							
lap	Sect-1	Speed	Sect-2	Speed	Sect-3	Speed	Laptime	Pit	lap	Sect-1	Speed	Sect-2	Speed	Sect-3	Speed	Laptime	Pit
1		127.9	51.720	115.5	28.100	119.7	1:50.514		10	24.604	131.9	48.387	115.5	27.942	117.6	1:40.933	
2	25.221	131.1	49.080	116.1	27.728	118.4	1:42.029		11	24.748	133.2	48.565	114.3	28.135	117.6	1:41.448	
3	24.501	132.4	49.129	115.1	27.714	119.4	1:41.344		12	24.618	132.9	48.802	114.5	28.067	118.0	1:41.487	
4	24.623	126.7	48.983	114.1	28.357	117.4	1:41.963		13	24.058	134.0	50.828	108.6	28.683	114.6	1:43.569	
5	24.648	132.4	48.490	116.3	28.209	113.4	1:41.347		14	24.825	133.7	48.831	113.0	28.261	117.4	1:41.917	
6	39.114	51.2	1:25.263	37.5	55.720	48.5	3:00.097		15	24.587	132.4	49.658	105.7	28.740	117.4	1:42.985	
7	48.713	54.6	1:12.666	63.3	42.235	119.9	2:43.614		16	25.153	131.9	50.073	111.7	30.300	116.5	1:45.526	
8	25.101	133.2	48.204	115.9	27.487	119.0	1:40.792		17	25.559	111.8	50.764	111.8	28.460	116.5	1:44.783	
9	24.242	133.2	48.480	114.1	27.941	119.0	1:40.663		18							

72	Jonathan Loader (S20)								Tiga SC80							
lap	Sect-1	Speed	Sect-2	Speed	Sect-3	Speed	Laptime	Pit	lap	Sect-1	Speed	Sect-2	Speed	Sect-3	Speed	Laptime	Pit
1		106.9	57.925	95.2	31.928	99.5	2:03.089		9	28.309	109.3	54.790	97.1	31.715	100.3	1:54.814	
2	28.912	107.8	55.678	96.8	32.085	99.3	1:56.675		10	28.578	109.7	54.609	97.7	31.367	100.5	1:54.554	
3	28.908	108.3	55.929	86.0	32.417	100.2	1:57.254		11	28.105	109.9	54.287	97.2	31.336	100.6	1:53.728	
4	28.717	108.4	55.028	97.1	31.431	99.0	1:55.176		12	28.099	110.0	54.711	96.4	31.464	100.3	1:54.274	
5	30.280	89.4	1:04.766	62.9	35.880	97.7	2:10.926		13	28.120	110.2	54.607	97.0	32.043	100.3	1:54.770	
6	30.869	106.4	58.152	68.0	36.407	98.9	2:05.428		14	28.342	108.8	54.235	97.2	31.355	100.5	1:53.932	
7	30.257	107.1	1:03.506	74.2	42.103	97.7	2:15.866		15	28.720	109.5	54.496	96.1	32.832	99.7	1:56.048	
8	29.072	108.6	55.071	96.8	31.467	100.0	1:55.610		16	28.122	109.1	54.632	97.4	31.360	100.6	1:54.114	

79	Andreas Floth (S20)								Lola T492							
lap	Sect-1	Speed	Sect-2	Speed	Sect-3	Speed	Laptime	Pit	lap	Sect-1	Speed	Sect-2	Speed	Sect-3	Speed	Laptime	Pit
1		100.0	1:00.925	91.2	33.192	97.3	2:10.808		3	29.024	108.1	56.528	85.7	33.518	97.9	1:59.070	
2	29.202	106.7	58.117	61.1	34.691	98.7	2:02.010		4							

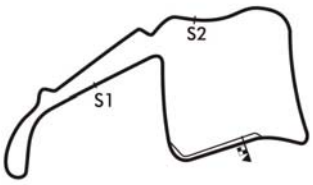

Session Start: 11:17:41 - Finish: 11:48:30
Weather/Track Conditions: Cloud/Dry
Circuit: Oulton Park International
Track Length: 4.332 Km - 2.6918 miles
Printed: 27-08-2018 - 11:50

MST
Results: www.mstworld.com. Live Timing: https://livetiming.getraceresults.com/mst. Email: timing@mstworld.com

Oulton Park Gold Cup Historic Race Meeting - 25 - 27 Aug 2018

Pre '80 Endurance Challenge

Race 12 - Sector Analysis

88	Kevin Cooke (SP3)								March 75S							
lap	Sect-1	Speed	Sect-2	Speed	Sect-3	Speed	Laptime	Pit	lap	Sect-1	Speed	Sect-2	Speed	Sect-3	Speed	Laptime	Pit
1		109.5	55.170	110.0	29.967	117.4	2:00.735		10	25.847	128.6	51.316	113.7	29.472	119.7	1:46.635	
2	27.227	124.4	53.869	111.1	30.050	115.1	1:51.146		11	27.127	127.9	52.430	110.6	29.955	118.4	1:49.512	
3	27.602	124.1	54.297	86.7	31.613	118.2	1:53.512		12	27.086	124.1	51.510	113.7	29.322	117.6	1:47.918	
4	27.420	126.0	52.971	102.5	30.389	115.7	1:50.780		13	26.045	129.6	50.659	106.6	29.263	118.6	1:45.967	
5	27.525	121.7	56.043	87.7	32.613	107.2	1:56.181		14	26.784	126.7	50.641	112.6	29.940	116.7	1:47.365	
6	30.098	116.9	55.821	70.4	40.282	46.4	2:06.201		15	26.440	124.6	51.730	112.4	29.710	119.4	1:47.880	
7	49.201	47.4	1:12.273	60.7	42.316	113.6	2:43.790		16	25.898	128.1	51.835	110.8	29.822	117.4	1:47.555	
8	27.237	127.4	51.787	112.6	29.469	118.6	1:48.493		17	26.884	126.9	51.807	108.6	30.198	113.4	1:48.889	
9	26.596	129.1	50.766	113.9	28.878	119.4	1:46.240		18								

97	Andrew Wareing (SP2)								McLaren M1							
lap	Sect-1	Speed	Sect-2	Speed	Sect-3	Speed	Laptime	Pit	lap	Sect-1	Speed	Sect-2	Speed	Sect-3	Speed	Laptime	Pit
1		110.4	1:00.065	104.8	32.703	120.5	2:09.519		9	28.365	121.5	56.321	108.8	31.797	120.3	1:56.483	
2	28.925	119.5	58.954	57.1	33.849	117.2	2:01.728		10	28.663	127.9	56.384	109.7	32.440	107.8	1:57.487	
3	28.195	125.7	56.875	102.2	32.498	119.9	1:57.568		11	30.838	114.3	1:00.732	98.7	35.697	108.6	2:07.267	
4	28.075	128.1	56.503	108.6	31.288	114.0	1:55.866		12	31.968	107.8	1:04.590	86.8	36.031	106.4	2:12.589	
5	31.818	100.7	1:02.833	79.4	35.659	114.6	2:10.310		13	32.237	108.6	1:01.940	97.5	36.029	103.4	2:10.206	
6	30.006	117.5	57.996	97.7	38.565	110.6	2:06.567		14	32.356	83.4	1:04.726	99.4	34.552	107.6	2:11.634	
7	29.576	124.6	59.233	97.2	36.529	112.3	2:05.338		15	30.709	104.9	1:03.619	85.6	38.286	88.4	2:12.614	
8	29.229	113.2	57.165	105.7	31.554	118.6	1:57.948		16								

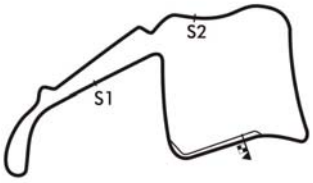

Session Start: 11:17:41 - Finish: 11:48:30
Weather/Track Conditions: Cloud/Dry
Circuit: Oulton Park International
Track Length: 4.332 Km - 2.6918 miles
Printed: 27-08-2018 - 11:50

MST
Results: www.mstworld.com. Live Timing: https://livetiming.getraceresults.com/mst. Email: timing@mstworld.com

Oulton Park Gold Cup Historic Race Meeting - 25 - 27 Aug 2018

Pre '80 Endurance Challenge

Race 12 - Best Sector Times

	SECTOR 1			SECTOR 2			SECTOR 3		
	NO	TIME	LAP	NO	TIME	LAP	NO	TIME	LAP
1	18	23.696	12	18	46.579	10	18	26.351	9
2	60	24.058	13	60	48.204	8	60	27.487	8
3	14	25.302	11	14	50.358	11	14	28.876	10
4	24	25.773	14	88	50.641	14	88	28.878	9
5	88	25.847	10	24	51.701	13	24	28.982	13
6	26	27.755	15	23	54.082	14	26	30.772	9
7	23	27.762	11	72	54.235	14	45	31.055	10
8	97	28.075	4	26	54.794	14	97	31.288	4
9	45	28.086	10	45	55.213	10	72	31.336	11
10	72	28.099	12	97	56.321	9	23	31.378	9
11	4	28.552	13	79	56.528	3	79	33.192	1
12	79	29.024	3	4	58.324	14	37	33.248	1
13	37	29.366	2	37	59.335	1	4	33.339	1

IDEAL / BEST LAP COMPARISON

NO	NAME	BEST	IN	IDEAL	DIFF
18	Calum Lockie	1:36.728	10	1:36.626	+0.102
60	John Burton	1:40.663	9	1:39.749	+0.914
14	John Spiers	1:44.708	10	1:44.536	+0.172
88	Kevin Cooke	1:45.967	13	1:45.366	+0.601
24	Vic Nutter	1:46.656	13	1:46.456	+0.200
26	George Douglas	1:53.536	14	1:53.321	+0.215
72	Jonathan Loader	1:53.728	11	1:53.670	+0.058
23	Ross Hyett	1:53.793	14	1:53.222	+0.571
45	Alec Hammond	1:54.354	10	1:54.354	+0.000
97	Andrew Wareing	1:55.866	4	1:55.684	+0.182
79	Andreas Floth	1:59.070	3	1:58.744	+0.326
4	Anthony Taylor	2:01.862	12	2:00.215	+1.647
37	Kent Abrahamsson	2:08.563	1	2:01.949	+6.614

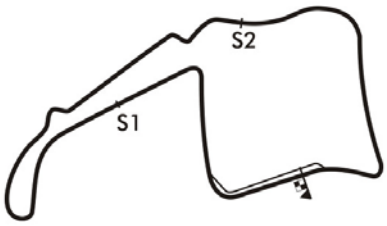

Session Start: 11:17:41 - Finish: 11:48:30
Weather/Track Conditions: Cloud/Dry
Circuit: Oulton Park International
Track Length: 4.332 Km - 2.6918 miles

Printed: 27-08-2018 - 11:51

Oulton Park Gold Cup Historic Race Meeting - 25 - 27 Aug 2018

Pre '80 Endurance Challenge

Race 12 - Best Sector Speeds

	NO	SECTOR 1	MPH	NO	SECTOR 2	MPH	NO	SECTOR 3	MPH
1	18	Calum Lockie	153.3	18	Calum Lockie	131.9	18	Calum Lockie	144.4
2	60	John Burton	134.0	60	John Burton	116.3	97	Andrew Wareing	120.5
3	88	Kevin Cooke	129.6	88	Kevin Cooke	113.9	60	John Burton	119.9
4	97	Andrew Wareing	128.1	24	Vic Nutter	109.9	88	Kevin Cooke	119.7
5	24	Vic Nutter	127.4	97	Andrew Wareing	109.7	4	Anthony Taylor	118.2
6	14	John Spiers	126.9	14	John Spiers	109.1	24	Vic Nutter	115.1
7	26	George Douglas	121.0	26	George Douglas	106.2	14	John Spiers	113.8
8	4	Anthony Taylor	120.2	45	Alec Hammond	105.6	45	Alec Hammond	111.3
9	45	Alec Hammond	119.5	4	Anthony Taylor	99.5	37	Kent Abrahamsson	110.0
10	37	Kent Abrahamsson	116.7	72	Jonathan Loader	97.7	26	George Douglas	109.9
11	72	Jonathan Loader	110.2	23	Ross Hyett	96.7	23	Ross Hyett	101.3
12	23	Ross Hyett	109.5	37	Kent Abrahamsson	94.5	72	Jonathan Loader	100.6
13	79	Andreas Floth	108.1	79	Andreas Floth	91.2	79	Andreas Floth	98.7

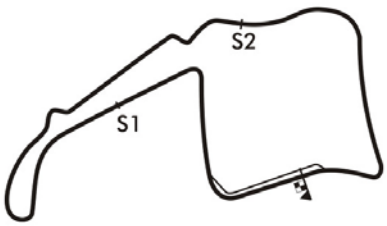

Session Start: 11:17:41 - Finish: 11:48:30
Weather/Track Conditions: Cloud/Dry
Circuit: Oulton Park International
Track Length: 4.332 Km - 2.6918 miles
Printed: 27-08-2018 - 11:52

Oulton Park Gold Cup Historic Race Meeting - 25 - 27 Aug 2018

Pre '80 Endurance Challenge

Race 12 - Lap Chart

Lap 1			Lap 2			Lap 3			Lap 4			Lap 5			Lap 6		
NO	Behind	Laptime	NO	Behind	Laptime	NO	Behind	Laptime	NO	Behind	Laptime	NO	Behind	Laptime	NO	Behind	Laptime
18		1:49.662	18		1:41.455	18		1:40.039	18		1:38.993	18		1:41.669	18		3:04.428
60	0.852	1:50.514	60	1.426	1:42.029	60	2.731	1:41.344	60	5.701	1:41.963	60	5.379	1:41.347	60	1.048	3:00.097
14	4.606	1:54.268	14	11.198	1:48.047	14	20.370	1:49.211	14	29.284	1:47.907	14	43.605	1:55.990	14	1.809	2:22.632
24	10.851	2:00.513	88	20.764	1:51.146	88	34.237	1:53.512	88	46.024	1:50.780	88	1:00.536	1:56.181	88	2.309	2:06.201
88	11.073	2:00.735	24	23.714	1:54.318	24	37.273	1:53.598	24	49.682	1:51.402	24	1:02.753	1:54.740	24	2.971	2:04.646
72	13.427	2:03.089	72	28.647	1:56.675	72	45.862	1:57.254	72	1:02.045	1:55.176	72	1:31.302	2:10.926	72	32.302	2:05.428
23	16.414	2:06.076	23	33.254	1:58.295	23	52.308	1:59.093	26	1:09.361	1:55.541	26	1:36.783	2:09.091	26	38.719	2:06.364
45	16.654	2:06.316	45	34.824	1:59.625	26	52.813	1:56.873	23	1:10.078	1:56.763	23	1:38.539	2:10.130	23	39.331	2:05.220
26	18.725	2:08.387	26	35.979	1:58.709	45	53.469	1:58.684	45	1:11.961	1:57.485	45	1:39.687	2:09.395	45	39.633	2:04.374
37	18.901	2:08.563	97	40.130	2:01.728	97	57.659	1:57.568	97	1:14.532	1:55.866	97	1:43.173	2:10.310	97	45.312	2:06.567
97	19.857	2:09.519	79	41.701	2:02.010	79	1:00.732	1:59.070	4	1:37.174	2:07.289	4	2:14.158	2:18.653	4	1:20.613	2:10.883
79	21.146	2:10.808	4	44.307	2:03.183	4	1:08.878	2:04.610									
4	22.579	2:12.241															

Session Start: 11:17:41 - Finish: 11:48:30
Weather/Track Conditions: Cloud/Dry
Circuit: Oulton Park International
Track Length: 4.332 Km - 2.6918 miles
Printed: 27-08-2018 - 11:52

MST
Results: www.mstworld.com. Live Timing: https://livetiming.getraceresults.com/mst. Email: timing@mstworld.com

Oulton Park Gold Cup Historic Race Meeting - 25 - 27 Aug 2018

Pre '80 Endurance Challenge

Race 12 - Lap Chart

Lap 7			Lap 8			Lap 9			Lap 10			Lap 11			Lap 12		
NO	Behind	Laptime	NO	Behind	Laptime	NO	Behind	Laptime	NO	Behind	Laptime	NO	Behind	Laptime	NO	Behind	Laptime
18		2:43.901	18		1:39.247	18		1:37.099	18		1:36.728	18		1:37.095	18		1:37.520
60	0.761	2:43.614	60	2.306	1:40.792	60	5.870	1:40.663	60	10.075	1:40.933	60	14.428	1:41.448	60	18.395	1:41.487
14	1.847	2:43.939	14	10.120	1:47.520	14	19.639	1:46.618	4	1 LAP	2:04.693	14	38.046	1:47.522	14	51.833	1:51.307
88	2.198	2:43.790	88	11.444	1:48.493	88	20.585	1:46.240	14	27.619	1:44.708	4	1 LAP	2:04.528	88	53.307	1:47.918
24	3.046	2:43.976	24	13.357	1:49.558	24	26.755	1:50.497	88	30.492	1:46.635	88	42.909	1:49.512	24	1:02.250	1:49.287
72	4.267	2:15.866	72	20.630	1:55.610	72	38.345	1:54.814	24	39.439	1:49.412	24	50.483	1:48.139	4	1 LAP	2:06.553
26	4.894	2:10.076	26	21.941	1:56.294	26	39.164	1:54.322	72	56.171	1:54.554	72	1:12.804	1:53.728	72	1:29.558	1:54.274
45	5.678	2:09.946	45	23.499	1:57.068	45	42.254	1:55.854	26	56.744	1:54.308	26	1:13.533	1:53.884	26	1:30.203	1:54.190
23	5.876	2:10.446	23	24.838	1:58.209	23	43.036	1:55.297	45	59.880	1:54.354	23	1:18.601	1:54.793	23	1:35.982	1:54.901
97	6.749	2:05.338	97	25.450	1:57.948	97	44.834	1:56.483	23	1:00.903	1:54.595	45	1:18.867	1:56.082	45	1:37.241	1:55.894
4	55.122	2:18.410	4	1:21.120	2:05.245				97	1:05.593	1:57.487	97	1:35.765	2:07.267			

Session Start: 11:17:41 - Finish: 11:48:30
Weather/Track Conditions: Cloud/Dry
Circuit: Oulton Park International
Track Length: 4.332 Km - 2.6918 miles
Printed: 27-08-2018 - 11:52

MST
Results: www.mstworld.com. Live Timing: https://livetiming.getraceresults.com/mst. Email: timing@mstworld.com

Oulton Park Gold Cup Historic Race Meeting - 25 - 27 Aug 2018

Pre '80 Endurance Challenge

Race 12 - Lap Chart

Lap 13			Lap 14			Lap 15			Lap 16			Lap 17		
NO	Behind	Laptime	NO	Behind	Laptime	NO	Behind	Laptime	NO	Behind	Laptime	NO	Behind	Laptime
18		1:39.284	18		1:42.127	18		1:39.068	18		1:39.037	18		1:43.173
60	22.680	1:43.569	72	1 LAP	1:54.770	4	2 LAPS	2:02.171	60	32.876	1:45.526	97	2 LAPS	2:12.614
97	1 LAP	2:12.589	26	1 LAP	1:54.733	72	1 LAP	1:53.932	26	1 LAP	1:55.183	60	34.486	1:44.783
14	59.829	1:47.280	23	1 LAP	1:53.836	26	1 LAP	1:53.536	72	1 LAP	1:56.048	72	1 LAP	1:54.114
88	59.990	1:45.967	45	1 LAP	1:55.767	23	1 LAP	1:53.793	4	2 LAPS	2:03.892	26	1 LAP	1:55.031
24	1:09.622	1:46.656	60	22.470	1:41.917	60	26.387	1:42.985	23	1 LAP	1:54.909	23	1 LAP	1:54.034
4	1 LAP	2:01.862	97	1 LAP	2:10.206	45	1 LAP	1:57.613	45	1 LAP	1:57.456	4	2 LAPS	2:04.571
			88	1:05.228	1:47.365	88	1:14.040	1:47.880	88	1:22.558	1:47.555	45	1 LAP	2:00.075
			14	1:05.858	1:48.156	14	1:14.602	1:47.812	**14**	1:39.018	2:03.453	88	1:28.274	1:48.889
			24	1:14.502	1:47.007	24	1:23.111	1:47.677						
						97	1 LAP	2:11.634						

Session Start: 11:17:41 - Finish: 11:48:30
Weather/Track Conditions: Cloud/Dry
Circuit: Oulton Park International
Track Length: 4.332 Km - 2.6918 miles
Printed: 27-08-2018 - 11:52

MST
Results: www.mstworld.com. Live Timing: https://livetiming.getraceresults.com/mst. Email: timing@mstworld.com

Historic Sports Car Club

Oulton Park Gold Cup

Saturday 25th – Monday 27th August 2018

Results Booklet

Timing & Results by MST SYSTEMS Ltd.
www.mstworld.com

© MST SYSTEMS Ltd. 2018
The Haysfield, Spring Lane North, Malvern, Worcestershire WR14 1GF
tel: +44 (0)1684 560614 email: motorsport@mstworld.com

Oulton Park Circuit

Little Budworth, Tarporley, Cheshire CW69BW

www.oultonpark.co.uk

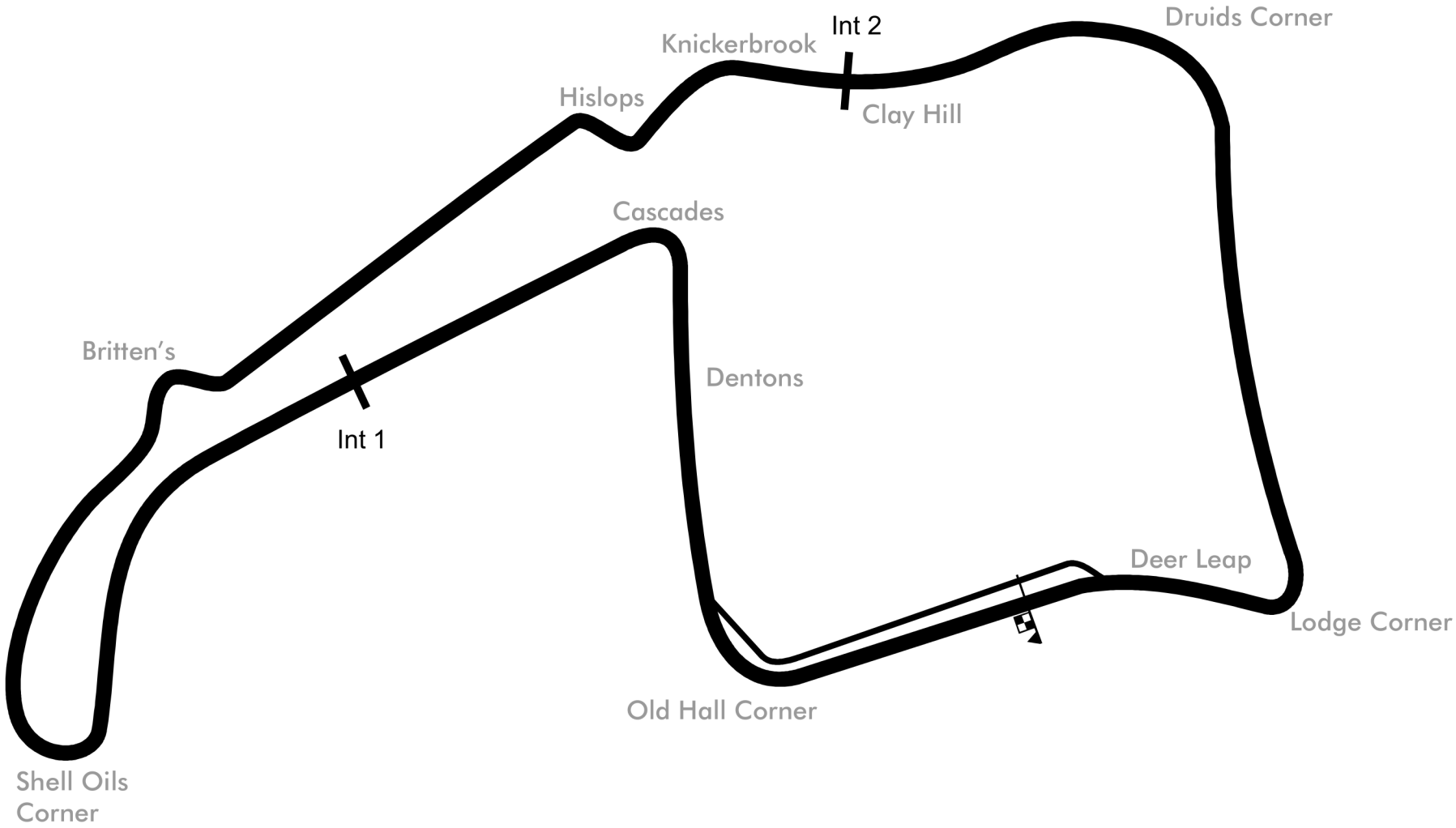

Circuit Length:	2.692 M / 4.332 km
Pit Lane:	200m, 12s @ 60km/h
Intermediate 1:	1.168 km
Intermediate 2:	3.077 km
Start line offset:	0 m

Oulton Park Gold Cup Historic Race Meeting - 25 - 27 Aug 2018

HSCC/TCRE Super Touring Cars

Qualifying for Race 6 - Classification

Sheet No:

POS	NO	DRIVER/S	CLASS	CLASS POS	CAR MAKE / MODEL	TIME	ON	LAPS	GAP	DIFF	MPH
1	79	Mark Jones	ST1	1	Renault Laguna	1:48.900	7	8			88.98
2	98	John Cleland	ST4	1	Vauxhall Vectra	1:49.207	5	8	0.307	0.307	88.73
3	28	Jason Hughes	ST1	2	Vauxhall Vectra	1:50.047	6	7	1.147	0.840	88.06
4	4	Jason Minshaw	ST1	3	Volvo S40	1:50.419	7	9	1.519	0.372	87.76
5	97	Neil Smith	ST1	4	Alfa Romeo 156	1:50.609	7	10	1.709	0.190	87.61
6	17	Mark Smith	GA2	1	BMW E30 M3	1:52.551	9	10	3.651	1.942	86.10
7	40	Paul Hogarth	GA2	2	BMW E30 M3	1:53.933	6	7	5.033	1.382	85.05
8	67	Tony Absolom	ST2	1	Vauxhall Cavalier	1:55.861	7	10	6.961	1.928	83.64
9	27	Allan Scott	ST2	2	Mazda 323F	1:59.370	7	8	10.470	3.509	81.18
10	75	Jonathan White	ST4	2	Alfa Romeo 156 S2000	2:01.971	7	7	13.071	2.601	79.45
11	61	Tom Houlbrook	GA2	3	BMW E30 M3			3			0.00

Car 40 - transponder working intermittently and battery low, please check position and charge.

Session Start: 14:37:32 - Finish: 14:57:30
Weather/Track Conditions: Bright/Dry
Circuit: Oulton Park International
Track Length: 4.332 Km - 2.6918 miles

These results are provisional until the conclusion of any judicial and technical matters.

Clerk of the Course:	Timekeeper:	Issued at:
Julian Floyd	Nick Palmer	

Oulton Park Gold Cup Historic Race Meeting - 25 - 27 Aug 2018

HSCC/TCRE Super Touring Cars

Qualifying for Race 6 - Sector Analysis

4 Jason Minshaw (ST1) — Volvo S40

lap	Sect-1	Speed	Sect-2	Speed	Sect-3	Speed	Laptime	Pit	lap	Sect-1	Speed	Sect-2	Speed	Sect-3	Speed	Laptime	Pit
1	Out	115.3	58.174	101.5	32.534	110.6	1:59.493		6	27.041	122.3	53.290	107.2	30.488	111.3	1:50.819	
2	27.839	120.6	54.147	106.2	31.254	110.6	1:53.240		7	26.931	122.6	53.494	107.2	29.994	112.3	1:50.419	
3	27.408	121.9	53.875	107.1	31.104	111.9	1:52.387		8	26.559	123.0	53.170	106.4	30.863	112.1	1:50.592	
4	26.824	122.8	55.748	106.6	30.693	111.5	1:53.265		9	26.704	122.8	53.486	106.4	30.414	112.4	1:50.604	
5	27.294	120.6	53.808	106.9	30.544	112.8	1:51.646		10								

17 Mark Smith (GA2) — BMW E30 M3

lap	Sect-1	Speed	Sect-2	Speed	Sect-3	Speed	Laptime	Pit	lap	Sect-1	Speed	Sect-2	Speed	Sect-3	Speed	Laptime	Pit
1	Out	76.8	1:09.005	87.0	36.873	95.2	2:27.635		6	27.979	116.3	55.029	100.1	31.075	104.9	1:54.083	
2	31.363	111.1	1:00.425	97.4	33.258	103.9	2:05.046		7	27.988	115.9	54.148	97.1	31.134	104.7	1:53.270	
3	29.107	114.1	56.482	99.7	31.584	105.4	1:57.173		8	27.745	113.3	54.122	98.4	30.921	106.2	1:52.788	
4	28.663	114.1	1:00.902	99.8	32.376	103.4	2:01.941		9	27.853	116.1	54.101	100.7	30.597	105.9	1:52.551	
5	28.424	115.3	56.604	92.1	31.754	106.1	1:56.782		10	28.085	108.6	58.839	83.7	34.769	78.7	2:01.693	

27 Allan Scott (ST2) — Mazda 323F

lap	Sect-1	Speed	Sect-2	Speed	Sect-3	Speed	Laptime	Pit	lap	Sect-1	Speed	Sect-2	Speed	Sect-3	Speed	Laptime	Pit
1	Out	103.0	1:02.192	94.0	35.126	98.0	2:07.520		5	29.421	112.8	1:00.002	88.5	33.570	101.4	2:02.993	
2	30.686	111.1	1:00.508	94.3	34.355	100.9	2:05.549		6	29.594	111.3	57.611	97.5	33.108	101.7	2:00.313	
3	30.168	112.4	58.797	95.9	34.008	102.5	2:02.973		7	29.361	112.6	57.141	97.9	32.868	104.6	1:59.370	
4	29.916	112.0	59.058	95.5	33.679	102.6	2:02.653		8	28.873	114.5	56.034	97.9			2:03.554	

28 Jason Hughes (ST1) — Vauxhall Vectra

lap	Sect-1	Speed	Sect-2	Speed	Sect-3	Speed	Laptime	Pit	lap	Sect-1	Speed	Sect-2	Speed	Sect-3	Speed	Laptime	Pit
1	Out	71.7	1:02.088	91.3			2:14.025		5	27.104	119.8	53.019	105.7	30.295	110.6	1:50.418	
2	Out	116.9	1:03.203	64.0	43.750	64.4	7:23.840	P	6	26.848	119.8	53.070	106.1	30.129	110.4	1:50.047	
3	31.069	119.5	54.705	104.8	31.258	110.4	1:57.032		7	26.471	121.7	54.256	102.2	31.681	108.1	1:52.408	
4	27.519	119.5	53.106	105.6	30.538	110.8	1:51.163		8								

40 Paul Hogarth (GA2) — BMW E30 M3

lap	Sect-1	Speed	Sect-2	Speed	Sect-3	Speed	Laptime	Pit	lap	Sect-1	Speed	Sect-2	Speed	Sect-3	Speed	Laptime	Pit
1	31.257	108.1	1:04.011		33.316	102.3	2:08.584		5	31.142	101.6	1:00.806		33.808	109.3	2:05.756	
2	28.774	115.7	57.968		33.597	105.7	2:00.339		6	27.628	118.3	55.024		31.281	104.4	1:53.933	
3	28.041	114.3	56.088	97.5	31.234	104.6	1:55.363		7	30.421	103.2	1:00.188		32.139	103.4	2:02.748	
4	27.744	114.9	55.367		31.008	111.0	1:54.119		8								

61 Tom Houlbrook (GA2) — BMW E30 M3

lap	Sect-1	Speed	Sect-2	Speed	Sect-3	Speed	Laptime	Pit	lap	Sect-1	Speed	Sect-2	Speed	Sect-3	Speed	Laptime	Pit
1	Out	70.2	1:15.030	72.3	41.574	84.0	2:38.121		3	Out	95.6	1:07.096	83.4	36.402	96.6	3:45.399	P
2	37.630	70.7	1:28.951	55.6			2:57.945		4								

67 Tony Absolom (ST2) — Vauxhall Cavalier

lap	Sect-1	Speed	Sect-2	Speed	Sect-3	Speed	Laptime	Pit	lap	Sect-1	Speed	Sect-2	Speed	Sect-3	Speed	Laptime	Pit
1	Out	101.8	1:02.168	93.7	33.548	102.8	2:08.758		6	28.397	113.5	56.541	97.2	31.882	104.7	1:56.820	
2	29.690	112.2	57.951	96.3	32.120	104.4	1:59.761		7	28.211	114.5	55.600	97.7	32.050	104.7	1:55.861	
3	28.846	111.8	56.575	98.1	31.872	104.9	1:57.293		8	28.517	113.5	56.404	98.2	32.761	103.9	1:57.682	
4	28.692	113.7	55.779	98.8			2:03.315		9	29.039	113.2	56.021	99.1	32.157	105.6	1:57.217	
5	Out	110.8	58.220	97.8	32.317	104.4	3:26.410	P	10	29.020	113.5	55.696	97.9	33.235	101.4	1:57.951	

75 Jonathan White (ST4) — Alfa Romeo 156 S2000

lap	Sect-1	Speed	Sect-2	Speed	Sect-3	Speed	Laptime	Pit	lap	Sect-1	Speed	Sect-2	Speed	Sect-3	Speed	Laptime	Pit
1	Out	59.1	1:12.841	85.5	37.046	95.2	2:25.962		5	29.701	106.9	59.182	96.4	34.062	102.5	2:02.945	
2	30.601	107.9	1:00.198	91.3	35.143	101.4	2:05.942		6	29.460	106.6	59.686	97.4	33.011	102.6	2:02.157	
3	29.839	109.9	1:02.734	72.6			2:26.513		7	30.102	107.4	58.236	96.1	33.633	104.1	2:01.971	
4	Out	106.6	1:01.821	87.3	35.021	102.8	5:06.356	P	8								

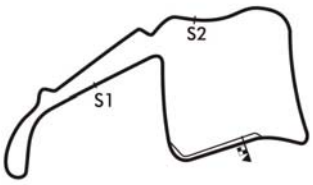

Session Start: 14:37:32 - Finish: 14:57:30
Weather/Track Conditions: Bright/Dry
Circuit: Oulton Park International
Track Length: 4.332 Km - 2.6918 miles
Printed: 25-08-2018 - 15:04

MST
Results: www.mstworld.com. Live Timing: https://livetiming.getraceresults.com/mst. Email: timing@mstworld.com

Oulton Park Gold Cup Historic Race Meeting - 25 - 27 Aug 2018

HSCC/TCRE Super Touring Cars

Qualifying for Race 6 - Sector Analysis

79 Mark Jones (ST1) — Renault Laguna

lap	Sect-1	Speed	Sect-2	Speed	Sect-3	Speed	Laptime	Pit	lap	Sect-1	Speed	Sect-2	Speed	Sect-3	Speed	Laptime	Pit
1	Out	114.3	55.437	101.2	31.495	106.7	1:53.840		5	27.189	118.9	52.604	103.3	29.963	110.0	1:49.756	
2	27.335	118.3	52.861	102.9	30.420	109.2	1:50.616		6	26.957	117.9	54.812	102.2	30.694	108.1	1:52.463	
3	27.435	117.1	3:19.566	95.3	33.238	107.1	4:20.239		7	26.794	118.5	52.114	104.3	29.992	109.9	1:48.900	
4	29.044	117.1	56.645	86.1	31.596	109.9	1:57.285		8	26.824	117.3	52.178	105.1	30.419	110.8	1:49.421	

97 Neil Smith (ST1) — Alfa Romeo 156

lap	Sect-1	Speed	Sect-2	Speed	Sect-3	Speed	Laptime	Pit	lap	Sect-1	Speed	Sect-2	Speed	Sect-3	Speed	Laptime	Pit
1	Out	106.4	59.061	100.6	32.232	107.8	2:02.616		6	27.551	118.9	52.900	103.6	30.856	107.9	1:51.307	
2	28.050	117.1	1:14.722	101.5	31.605	108.4	2:14.377		7	27.087	118.9	53.116	103.8	30.406	108.8	1:50.609	
3	27.359	117.9	54.230	101.9	30.634	109.2	1:52.223		8	26.867	118.9	53.255	99.7	31.593	105.2	1:51.715	
4	27.364	118.5	54.001	91.0	31.313	106.9	1:52.678		9	27.653	97.2	1:02.710	94.8	34.668	106.7	2:05.031	
5	26.973	119.1	54.046	103.5	31.171	105.4	1:52.190		10	27.349	117.9	1:15.599	63.1	37.607	92.6	2:20.555	

98 John Cleland (ST4) — Vauxhall Vectra

lap	Sect-1	Speed	Sect-2	Speed	Sect-3	Speed	Laptime	Pit	lap	Sect-1	Speed	Sect-2	Speed	Sect-3	Speed	Laptime	Pit
1	Out	107.6	1:00.541	98.1	33.485	106.9	2:04.260		5	26.753	119.8	52.312	104.8	30.142	108.6	1:49.207	
2	29.077	117.3	55.318	101.5	31.283	104.9	1:55.678		6	27.264	113.7	56.354	98.9			1:59.751	
3	27.275	118.9	53.222	104.0	30.281	108.6	1:50.778		7	Out	105.4	1:05.090	86.9	36.904	86.6	7:20.091	P
4	27.036	117.3	52.426	103.8	30.830	107.9	1:50.292		8	34.034	93.0	1:14.396	81.9			2:34.289	

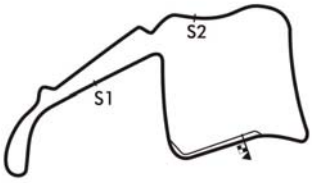

Session Start: 14:37:32 - Finish: 14:57:30
Weather/Track Conditions: Bright/Dry
Circuit: Oulton Park International
Track Length: 4.332 Km - 2.6918 miles
Printed: 25-08-2018 - 15:04

MST

Results: www.mstworld.com. Live Timing: https://livetiming.getraceresults.com/mst. Email: timing@mstworld.com

Oulton Park Gold Cup Historic Race Meeting - 25 - 27 Aug 2018

HSCC/TCRE Super Touring Cars

Qualifying for Race 6 - Best Sector Times

	SECTOR 1			SECTOR 2			SECTOR 3		
	NO	TIME	LAP	NO	TIME	LAP	NO	TIME	LAP
1	28	26.471	7	79	52.114	7	79	29.963	5
2	4	26.559	8	98	52.312	5	4	29.994	7
3	98	26.753	5	97	52.900	6	28	30.129	6
4	79	26.794	7	28	53.019	5	98	30.142	5
5	97	26.867	8	4	53.170	8	97	30.406	7
6	40	27.628	6	17	54.101	9	17	30.597	9
7	17	27.745	8	40	55.024	6	40	31.008	4
8	67	28.211	7	67	55.600	7	67	31.872	3
9	27	28.873	8	27	56.034	8	27	32.868	7
10	75	29.005	8	75	57.763	8	75	33.011	6
11	61	37.630	2	61	1:07.096	3	61	36.402	3

IDEAL / BEST LAP COMPARISON

NO	NAME	BEST	IN	IDEAL	DIFF
79	Mark Jones	1:48.900	7	1:48.871	+0.029
98	John Cleland	1:49.207	5	1:49.207	+0.000
28	Jason Hughes	1:50.047	6	1:49.619	+0.428
4	Jason Minshaw	1:50.419	7	1:49.723	+0.696
97	Neil Smith	1:50.609	7	1:50.173	+0.436
17	Mark Smith	1:52.551	9	1:52.443	+0.108
40	Paul Hogarth	1:53.933	6	1:53.660	+0.273
67	Tony Absolom	1:55.861	7	1:55.683	+0.178
27	Allan Scott	1:59.370	7	1:57.775	+1.595
75	Jonathan White	2:01.971	7	1:59.779	+2.192
61	Tom Houlbrook			2:21.128	3:33.647

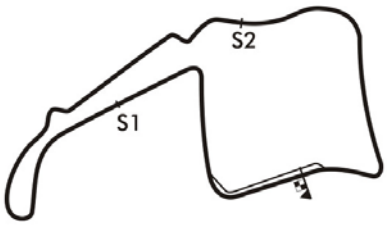

Session Start: 14:37:32 - Finish: 14:57:30
Weather/Track Conditions: Bright/Dry
Circuit: Oulton Park International
Track Length: 4.332 Km - 2.6918 miles

Printed: 25-08-2018 - 15:04

Oulton Park Gold Cup Historic Race Meeting - 25 - 27 Aug 2018

HSCC/TCRE Super Touring Cars

Qualifying for Race 6 - Best Sector Speeds

	NO	SECTOR 1	MPH	NO	SECTOR 2	MPH	NO	SECTOR 3	MPH
1	4	Jason Minshaw	123.0	4	Jason Minshaw	107.2	4	Jason Minshaw	112.8
2	28	Jason Hughes	121.7	28	Jason Hughes	106.1	40	Paul Hogarth	111.0
3	98	John Cleland	119.8	79	Mark Jones	105.1	28	Jason Hughes	110.8
4	97	Neil Smith	119.1	98	John Cleland	104.8	79	Mark Jones	110.8
5	79	Mark Jones	118.9	97	Neil Smith	103.8	97	Neil Smith	109.2
6	40	Paul Hogarth	118.3	17	Mark Smith	100.7	98	John Cleland	108.6
7	17	Mark Smith	116.3	67	Tony Absolom	99.1	17	Mark Smith	106.2
8	27	Allan Scott	114.5	27	Allan Scott	97.9	67	Tony Absolom	105.6
9	67	Tony Absolom	114.5	40	Paul Hogarth	97.5	27	Allan Scott	104.6
10	75	Jonathan White	111.7	75	Jonathan White	97.4	75	Jonathan White	104.1
11	61	Tom Houlbrook	101.5	61	Tom Houlbrook	83.4	61	Tom Houlbrook	96.6

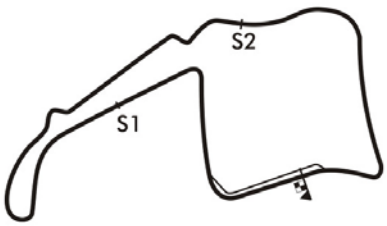

Session Start: 14:37:32 - Finish: 14:57:30
Weather/Track Conditions: Bright/Dry
Circuit: Oulton Park International
Track Length: 4.332 Km - 2.6918 miles

Printed: 25-08-2018 - 15:05

Oulton Park Gold Cup Historic Race Meeting - 25 - 27 Aug 2018

HSCC/TCRE Super Touring Cars

Race 6 - Starting Grid

Sheet No:

Start Time : 15:30 - Heat Duration : 20 Minutes

ROW							
6	11	61	Tom Houlbrook				
5	9	27	Allan Scott	10	75	Jonathan White
4	7	40	Paul Hogarth	8	67	Tony Absolom
3	5	97	Neil Smith	6	17	Mark Smith
2	3	28	Jason Hughes	4	4	Jason Minshaw
1	1	79	Mark Jones	2	98	John Cleland

Pole Right

Circuit: Oulton Park International

Track Length: 4.332 Km - 2.6918 miles

These results are provisional until the conclusion of any judicial and technical matters.

Clerk of the Course:	Timekeeper:	Issued at:
Julian Floyd	Nick Palmer	

Oulton Park Gold Cup Historic Race Meeting - 25 - 27 Aug 2018

HSCC/TCRE Super Touring Cars

Race 6 - Classification

Sheet No:

POS	NO	DRIVER/S	CLASS	CLASS POS	CAR MAKE / MODEL	TIME	LAPS	GAP	DIFF	MPH	BEST	ON
1	98	John Cleland	ST4	1	Vauxhall Vectra	16:31.728	8	-- 8 laps --		78.17	2:01.880	8
2	97	Neil Smith	ST1	1	Alfa Romeo 156	16:58.602	8	26.874	26.874	76.11	2:04.717	3
3	79	Mark Jones	ST1	2	Renault Laguna	17:03.080	8	31.352	4.478	75.77	2:04.339	8
4	17	Mark Smith	GA2	1	BMW E30 M3	17:23.311	8	51.583	20.231	74.30	2:07.432	7
5	40	Paul Hogarth	GA2	2	BMW E30 M3	17:26.663	8	54.935	3.352	74.06	2:06.371	6
6	27	Allan Scott	ST2	1	Mazda 323F	18:06.172	8	1:34.444	39.509	71.37	2:10.495	8
7	61	Tom Houlbrook	GA2	3	BMW E30 M3	18:28.900	8	1:57.172	22.728	69.90	2:11.778	8
8	67	Tony Absolom	ST2	2	Vauxhall Cavalier	18:37.032	8	2:05.304	8.132	69.40	2:17.318	3
9	75	Jonathan White	ST4	2	Alfa Romeo 156 S2000	18:52.652	7	-- 7 laps --	2:35.801	59.89	2:31.595	4
---------- NOT CLASSIFIED ----------												
DNF	28	Jason Hughes	ST1		Vauxhall Vectra	11:02.546	5	-- 5 laps --		73.13	2:06.438	2
DNF	23	Dan Wheeler	ST1		Nissan Primera	11:15.924	5	13.378	13.378	71.68	2:07.961	5

---------- FASTEST LAP SUMMARY ----------

NO	DRIVER/S	CLASS	CAR MAKE / MODEL	FASTEST LAP	ON	MPH
98	John Cleland	ST4	Vauxhall Vectra	2:01.880	8	79.51
79	Mark Jones	ST1	Renault Laguna	2:04.339	8	77.94
40	Paul Hogarth	GA2	BMW E30 M3	2:06.371	6	76.68
27	Allan Scott	ST2	Mazda 323F	2:10.495	8	74.26

Car 4 - non starter.

Session Start: 15:25:34 - Finish: 15:42:05
Weather/Track Conditions: Rain/Wet
Circuit: Oulton Park International
Track Length: 4.332 Km - 2.6918 miles

These results are provisional until the conclusion of any judicial and technical matters.

Clerk of the Course:	Timekeeper:	Issued at:
Julian Floyd	Nick Palmer	

Oulton Park Gold Cup Historic Race Meeting - 25 - 27 Aug 2018

HSCC/TCRE Super Touring Cars

Race 6 - Sector Analysis

17 Mark Smith (GA2) — BMW E30 M3

lap	Sect-1	Speed	Sect-2	Speed	Sect-3	Speed	Laptime	Pit	lap	Sect-1	Speed	Sect-2	Speed	Sect-3	Speed	Laptime	Pit
1		108.1	1:02.960	95.3	34.751	100.8	2:14.918		5	31.762	108.8	1:01.276	94.9	34.497	99.3	2:07.535	
2	32.142	108.3	1:02.732	93.6	35.226	99.0	2:10.100		6	31.380	109.3	1:02.006	90.6	35.579	99.7	2:08.965	
3	32.142	107.8	1:04.444	92.3	35.465	100.2	2:12.051		7	31.522	109.3	1:01.456	94.7	34.454	100.3	2:07.432	
4	31.653	107.6	1:06.689	87.6	35.625	97.6	2:13.967		8	31.401	107.4	1:01.404	81.9	35.538	95.4	2:08.343	

23 Dan Wheeler (ST1) — Nissan Primera

lap	Sect-1	Speed	Sect-2	Speed	Sect-3	Speed	Laptime	Pit	lap	Sect-1	Speed	Sect-2	Speed	Sect-3	Speed	Laptime	Pit
1		105.6	1:05.996	90.3	36.562	100.5	2:33.260		4	33.100	110.8	1:02.912	92.0	35.483	103.0	2:11.495	
2	31.821	110.0	1:03.467	94.3	35.572	102.2	2:10.860		5	30.872	111.1	1:01.993	93.2	35.096	101.6	2:07.961	
3	31.461	110.9	1:04.539	90.1	36.348	100.6	2:12.348		6								

27 Allan Scott (ST2) — Mazda 323F

lap	Sect-1	Speed	Sect-2	Speed	Sect-3	Speed	Laptime	Pit	lap	Sect-1	Speed	Sect-2	Speed	Sect-3	Speed	Laptime	Pit
1		102.2	1:06.095	89.8	37.537	97.1	2:24.427		5	33.207	105.7	1:04.071	90.3	36.466	97.6	2:13.744	
2	33.648	103.5	1:05.721	89.7	37.234	96.6	2:16.603		6	33.350	104.4	1:04.260	95.1	36.798	96.3	2:14.408	
3	33.404	106.7	1:05.086	90.3	37.608	96.9	2:16.098		7	33.288	104.4	1:04.088	91.5	36.594	99.2	2:13.970	
4	34.038	104.6	1:05.502	85.4	36.887	97.1	2:16.427		8	33.213	105.1	1:00.851	95.2	36.431	97.9	2:10.495	

28 Jason Hughes (ST1) — Vauxhall Vectra

lap	Sect-1	Speed	Sect-2	Speed	Sect-3	Speed	Laptime	Pit	lap	Sect-1	Speed	Sect-2	Speed	Sect-3	Speed	Laptime	Pit
1		109.9	59.765	93.4	34.769	104.4	2:10.076		4	31.651	110.4	1:02.823	93.2	35.899	100.9	2:10.373	
2	31.131	112.2	1:00.384	97.5	34.923	104.6	2:06.438		5	31.414	110.8	1:09.386	76.3			2:27.221	
3	31.080	112.4	1:01.416	90.7	35.942	101.1	2:08.438		6								

40 Paul Hogarth (GA2) — BMW E30 M3

lap	Sect-1	Speed	Sect-2	Speed	Sect-3	Speed	Laptime	Pit	lap	Sect-1	Speed	Sect-2	Speed	Sect-3	Speed	Laptime	Pit
1		106.6	1:02.927	90.9	35.150	99.7	2:15.683		5	31.184	110.4	1:01.236	95.5	34.697	99.7	2:07.117	
2	31.637	109.3	1:02.740	91.7	44.877	86.5	2:19.254		6	31.056	109.1	1:01.329	94.8	33.986	101.6	2:06.371	
3	31.680	107.2	1:01.928	93.9	34.958	98.1	2:08.566		7	30.961	106.2	1:01.550	93.6	35.120	99.0	2:07.631	
4	31.601	106.7	1:01.582	95.1	35.288	99.6	2:08.471		8	31.625	107.1	1:02.745	71.5	39.200	71.0	2:13.570	

61 Tom Houlbrook (GA2) — BMW E30 M3

lap	Sect-1	Speed	Sect-2	Speed	Sect-3	Speed	Laptime	Pit	lap	Sect-1	Speed	Sect-2	Speed	Sect-3	Speed	Laptime	Pit
1		87.7	1:08.886	74.4	39.002	93.4	2:45.375		5	33.744	95.5	1:03.662	84.8	36.939	97.7	2:14.345	
2	34.435	98.5	1:04.837	84.3	37.855	93.5	2:17.127		6	32.932	102.4	1:02.937	86.6	36.540	98.9	2:12.409	
3	36.542	93.0	1:04.255	83.8	37.201	95.1	2:17.998		7	33.269	101.6	1:05.648	85.1	37.271	98.0	2:16.188	
4	33.267	101.8	1:03.344	85.7	37.069	95.4	2:13.680		8	33.200	104.4	1:02.196	87.7	36.382	93.9	2:11.778	

67 Tony Absolom (ST2) — Vauxhall Cavalier

lap	Sect-1	Speed	Sect-2	Speed	Sect-3	Speed	Laptime	Pit	lap	Sect-1	Speed	Sect-2	Speed	Sect-3	Speed	Laptime	Pit
1		102.9	1:04.022	92.0	37.038	98.7	2:20.204		5	34.985	101.5	1:05.454	90.1	37.264	98.7	2:17.703	
2	33.697	104.1	1:06.105	92.1	38.370	97.3	2:18.172		6	34.968	103.8	1:07.259	88.9	39.001	95.2	2:21.228	
3	34.319	103.2	1:05.855	92.3	37.144	99.0	2:17.318		7	34.630	102.7	1:06.094	90.6	37.427	97.7	2:18.151	
4	33.940	103.8	1:12.383	78.9	37.752	98.0	2:24.075		8	36.061	104.0	1:05.978	91.0	38.142	85.2	2:20.181	

75 Jonathan White (ST4) — Alfa Romeo 156 S2000

lap	Sect-1	Speed	Sect-2	Speed	Sect-3	Speed	Laptime	Pit	lap	Sect-1	Speed	Sect-2	Speed	Sect-3	Speed	Laptime	Pit
1		88.9	1:14.328	82.4	42.759	89.9	2:54.140		5	36.676	97.4	1:12.956	85.1	42.668	95.2	2:32.300	
2	38.704	92.2	1:14.983	83.4	42.421	90.8	2:36.108		6	37.376	97.5	1:26.230	75.3	41.731	92.8	2:45.337	
3	39.250	95.1	1:14.015	84.7	41.526	93.1	2:34.791		7	36.861	98.7	1:38.381	72.6	43.139	89.7	2:58.381	
4	37.233	92.7	1:13.313	83.7	41.049	92.8	2:31.595		8								

79 Mark Jones (ST1) — Renault Laguna

lap	Sect-1	Speed	Sect-2	Speed	Sect-3	Speed	Laptime	Pit	lap	Sect-1	Speed	Sect-2	Speed	Sect-3	Speed	Laptime	Pit
1		106.1	1:02.354	92.8	35.159	103.3	2:13.829		5	30.708	111.7	1:01.731	94.7	34.700	103.3	2:07.139	
2	32.254	109.1	1:02.737	94.0	35.284	103.4	2:10.275		6	31.131	110.0	1:00.847	95.7	34.609	103.3	2:06.587	
3	31.937	109.3	1:00.725	94.7	34.729	102.6	2:07.391		7	31.124	111.1	1:01.140	94.5	34.803	103.0	2:07.067	
4	31.114	109.3	1:00.446	94.4	34.893	102.5	2:06.453		8	30.710	110.2	59.557	96.4	34.072	103.9	2:04.339	

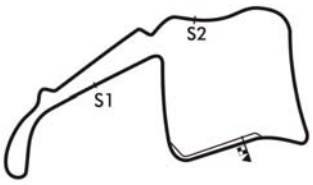

Session Start: 15:25:34 - Finish: 15:42:05
Weather/Track Conditions: Rain/Wet
Circuit: Oulton Park International
Track Length: 4.332 Km - 2.6918 miles
Printed: 26-08-2018 - 15:45

MST
Results: www.mstworld.com. Live Timing: https://livetiming.getraceresults.com/mst. Email: timing@mstworld.com

Oulton Park Gold Cup Historic Race Meeting - 25 - 27 Aug 2018

HSCC/TCRE Super Touring Cars

Race 6 - Sector Analysis

97	Neil Smith (ST1)								Alfa Romeo 156								
lap	Sect-1	Speed	Sect-2	Speed	Sect-3	Speed	Laptime	Pit	lap	Sect-1	Speed	Sect-2	Speed	Sect-3	Speed	Laptime	Pit
1		110.9	1:02.355	97.7	35.021	102.2	2:14.219		5	30.801	112.4	1:00.740	97.4	34.980	102.8	2:06.521	
2	32.114	112.4	1:00.464	97.5	34.516	103.0	2:07.094		6	31.349	112.6	1:00.221	97.8	34.864	103.1	2:06.434	
3	30.855	112.0	1:00.003	97.9	33.859	103.9	2:04.717		7	30.836	112.8	1:01.026	97.2	35.156	103.0	2:07.018	
4	30.750	110.9	1:00.241	97.8	34.409	102.8	2:05.400		8	31.316	112.2	1:01.233	97.9	34.650	103.0	2:07.199	

98	John Cleland (ST4)								Vauxhall Vectra								
lap	Sect-1	Speed	Sect-2	Speed	Sect-3	Speed	Laptime	Pit	lap	Sect-1	Speed	Sect-2	Speed	Sect-3	Speed	Laptime	Pit
1		110.9	1:00.074	97.4	34.440	103.9	2:09.255		5	30.490	113.3	59.223	99.5	33.600	105.4	2:03.313	
2	31.035	111.3	59.938	98.1	33.337	104.7	2:04.310		6	30.421	113.2	58.989	98.5	33.422	104.7	2:02.832	
3	30.888	112.0	59.360	98.7	33.470	105.1	2:03.718		7	30.434	112.0	59.101	98.8	33.586	105.6	2:03.121	
4	30.589	111.7	59.025	98.1	33.685	105.1	2:03.299		8	30.341	112.8	58.492	99.8	33.047	105.2	2:01.880	

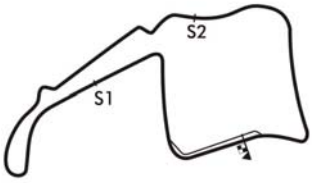

Session Start: 15:25:34 - Finish: 15:42:05
Weather/Track Conditions: Rain/Wet
Circuit: Oulton Park International
Track Length: 4.332 Km - 2.6918 miles
Printed: 26-08-2018 - 15:45

MST
Results: www.mstworld.com. Live Timing: https://livetiming.getraceresults.com/mst. Email: timing@mstworld.com

Oulton Park Gold Cup Historic Race Meeting - 25 - 27 Aug 2018

HSCC/TCRE Super Touring Cars

Race 6 - Best Sector Times

	SECTOR 1			SECTOR 2			SECTOR 3		
	NO	TIME	LAP	NO	TIME	LAP	NO	TIME	LAP
1	98	30.341	8	98	58.492	8	98	33.047	8
2	23	30.675	6	79	59.557	8	97	33.859	3
3	79	30.708	5	28	59.765	1	40	33.986	6
4	97	30.750	4	97	1:00.003	3	79	34.072	8
5	40	30.961	7	27	1:00.851	8	17	34.454	7
6	28	31.080	3	40	1:01.236	5	28	34.769	1
7	17	31.380	6	17	1:01.276	5	23	35.096	5
8	61	32.932	6	23	1:01.993	5	61	36.382	8
9	27	33.207	5	61	1:02.196	8	27	36.431	8
10	67	33.697	2	67	1:04.022	1	67	37.038	1
11	75	36.676	5	75	1:12.956	5	75	41.049	4

IDEAL / BEST LAP COMPARISON

NO	NAME	BEST	IN	IDEAL	DIFF
98	John Cleland	2:01.880	8	2:01.880	+0.000
79	Mark Jones	2:04.339	8	2:04.337	+0.002
97	Neil Smith	2:04.717	3	2:04.612	+0.105
40	Paul Hogarth	2:06.371	6	2:06.183	+0.188
17	Mark Smith	2:07.432	7	2:07.110	+0.322
27	Allan Scott	2:10.495	8	2:10.489	+0.006
61	Tom Houlbrook	2:11.778	8	2:11.510	+0.268
67	Tony Absolom	2:17.318	3	2:14.757	+2.561
75	Jonathan White	2:31.595	4	2:30.681	+0.914
28	Jason Hughes	2:06.438	2	2:05.614	+0.824
23	Dan Wheeler	2:07.961	5	2:07.764	+0.197

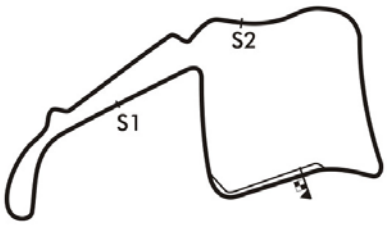

Session Start: 15:25:34 - Finish: 15:42:05
Weather/Track Conditions: Rain/Wet
Circuit: Oulton Park International
Track Length: 4.332 Km - 2.6918 miles
Printed: 26-08-2018 - 15:46

Oulton Park Gold Cup Historic Race Meeting - 25 - 27 Aug 2018

HSCC/TCRE Super Touring Cars

Race 6 - Best Sector Speeds

	NO	SECTOR 1	MPH	NO	SECTOR 2	MPH	NO	SECTOR 3	MPH
1	98	John Cleland	113.3	98	John Cleland	99.8	98	John Cleland	105.6
2	97	Neil Smith	112.8	97	Neil Smith	97.9	28	Jason Hughes	104.6
3	28	Jason Hughes	112.4	28	Jason Hughes	97.5	79	Mark Jones	103.9
4	23	Dan Wheeler	111.8	79	Mark Jones	96.4	97	Neil Smith	103.9
5	79	Mark Jones	111.7	40	Paul Hogarth	95.5	23	Dan Wheeler	103.0
6	40	Paul Hogarth	110.4	17	Mark Smith	95.3	40	Paul Hogarth	101.6
7	17	Mark Smith	109.3	27	Allan Scott	95.2	17	Mark Smith	100.8
8	27	Allan Scott	106.7	23	Dan Wheeler	94.3	27	Allan Scott	99.2
9	61	Tom Houlbrook	104.4	67	Tony Absolom	92.3	67	Tony Absolom	99.0
10	67	Tony Absolom	104.1	61	Tom Houlbrook	87.7	61	Tom Houlbrook	98.9
11	75	Jonathan White	98.7	75	Jonathan White	85.1	75	Jonathan White	95.2

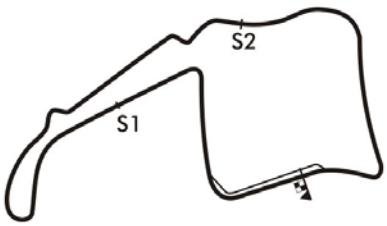

Session Start: 15:25:34 - Finish: 15:42:05
Weather/Track Conditions: Rain/Wet
Circuit: Oulton Park International
Track Length: 4.332 Km - 2.6918 miles

Printed: 26-08-2018 - 15:46

Oulton Park Gold Cup Historic Race Meeting - 25 - 27 Aug 2018

HSCC/TCRE Super Touring Cars

Race 6 - Lap Chart

Lap 1			Lap 2			Lap 3			Lap 4			Lap 5			Lap 6		
NO	Behind	Laptime	NO	Behind	Laptime	NO	Behind	Laptime	NO	Behind	Laptime	NO	Behind	Laptime	NO	Behind	Laptime
98		2:09.255	98		2:04.310	98		2:03.718	98		2:03.299	98		2:03.313	98		2:02.832
28	0.821	2:10.076	28	2.949	2:06.438	28	7.669	2:08.438	97	10.848	2:05.400	75	1 LAP	2:31.595	97	17.658	2:06.434
79	4.574	2:13.829	97	7.748	2:07.094	97	8.747	2:04.717	28	14.743	2:10.373	97	14.056	2:06.521	79	24.947	2:06.587
97	4.964	2:14.219	79	10.539	2:10.275	79	14.212	2:07.391	79	17.366	2:06.453	79	21.192	2:07.139	40	38.735	2:06.371
17	5.663	2:14.918	17	11.453	2:10.100	17	19.786	2:12.051	17	30.454	2:13.967	17	34.676	2:07.535	17	40.809	2:08.965
40	6.428	2:15.683	40	21.372	2:19.254	40	26.220	2:08.566	40	31.392	2:08.471	40	35.196	2:07.117	75	1 LAP	2:32.300
67	10.949	2:20.204	67	24.811	2:18.172	67	38.411	2:17.318	23	47.381	2:11.495	**28**	38.651	2:27.221	27	1:14.980	2:14.408
27	15.172	2:24.427	27	27.465	2:16.603	23	39.185	2:12.348	27	52.973	2:16.427	23	52.029	2:07.961	67	1:31.973	2:21.228
23	24.005	2:33.260	23	30.555	2:10.860	27	39.845	2:16.098	67	59.187	2:24.075	27	1:03.404	2:13.744	61	1:34.207	2:12.409
61	36.120	2:45.375	61	48.937	2:17.127	61	1:03.217	2:17.998	61	1:13.598	2:13.680	67	1:13.577	2:17.703			
75	44.885	2:54.140	75	1:16.683	2:36.108	75	1:47.756	2:34.791				61	1:24.630	2:14.345			

Session Start: 15:25:34 - Finish: 15:42:05
Weather/Track Conditions: Rain/Wet
Circuit: Oulton Park International
Track Length: 4.332 Km - 2.6918 miles
Printed: 26-08-2018 - 15:46

MST
Results: www.mstworld.com. Live Timing: https://livetiming.getraceresults.com/mst. Email: timing@mstworld.com

Oulton Park Gold Cup Historic Race Meeting - 25 - 27 Aug 2018

HSCC/TCRE Super Touring Cars

Race 6 - Lap Chart

Lap 7			Lap 8		
NO	Behind	Laptime	NO	Behind	Laptime
98		2:03.121	98		2:01.880
97	21.555	2:07.018	97	26.874	2:07.199
79	28.893	2:07.067	79	31.352	2:04.339
40	43.245	2:07.631	17	51.583	2:08.343
17	45.120	2:07.432	40	54.935	2:13.570
75	1 LAP	2:45.337	27	1:34.444	2:10.495
27	1:25.829	2:13.970	61	1:57.172	2:11.778
67	1:47.003	2:18.151	67	2:05.304	2:20.181
61	1:47.274	2:16.188	75	1 LAP	2:58.381

Session Start: 15:25:34 - Finish: 15:42:05
Weather/Track Conditions: Rain/Wet
Circuit: Oulton Park International
Track Length: 4.332 Km - 2.6918 miles
Printed: 26-08-2018 - 15:46

Results: www.mstworld.com. Live Timing: https://livetiming.getraceresults.com/mst. Email: timing@mstworld.com

Oulton Park Gold Cup Historic Race Meeting - 25 - 27 Aug 2018

HSCC/TCRE Super Touring Cars

Race 15 - Starting Grid

Sheet No:

Start Time : 13:55 - Heat Duration : 20 Minutes

ROW							
6	11	23	Dan Wheeler	12	4	Jason Minshaw
5	9	75	Jonathan White	10	28	Jason Hughes
4	7	61	Tom Houlbrook	8	67	Tony Absolom
3	5	40	Paul Hogarth	6	27	Allan Scott
2	3	79	Mark Jones	4	17	Mark Smith
1	1	98	John Cleland	2	97	Neil Smith

Pole Right

Circuit: Oulton Park International

Track Length: 4.332 Km - 2.6918 miles

These results are provisional until the conclusion of any judicial and technical matters.

Clerk of the Course:	Timekeeper:	Issued at:
Julian Floyd	Nick Palmer	

Oulton Park Gold Cup Historic Race Meeting - 25 - 27 Aug 2018

HSCC/TCRE Super Touring Cars

Race 15 - Classification

Sheet No:

POS	NO	DRIVER/S	CLASS	CLASS POS	CAR MAKE / MODEL	TIME	LAPS	GAP	DIFF	MPH	BEST	ON
1	98	John Cleland	ST4	1	Vauxhall Vectra	20:12.069	11	-- 11 laps		87.94	1:48.072	11
2	97	Neil Smith	ST1	1	Alfa Romeo 156	20:19.093	11	7.024	7.024	87.43	1:48.993	5
3	79	Mark Jones	ST1	2	Renault Laguna	20:19.359	11	7.290	0.266	87.41	1:48.605	8
4	4	Jason Minshaw	ST1	3	Volvo S40	20:20.238	11	8.169	0.879	87.35	1:47.914	8
5	28	Jason Hughes	ST1	4	Vauxhall Vectra	20:20.779	11	8.710	0.541	87.32	1:49.172	8
6	40	Paul Hogarth	GA2	1	BMW E30 M3	21:02.123	11	50.054	41.344	84.45	1:52.730	4
7	17	Mark Smith	GA2	2	BMW E30 M3	21:02.388	11	50.319	0.265	84.44	1:52.855	4
8	27	Allan Scott	ST2	1	Mazda 323F	21:29.545	11	1:17.476	27.157	82.65	1:55.498	8
9	61	Tom Houlbrook	GA2	3	BMW E30 M3	21:29.688	11	1:17.619	0.143	82.65	1:54.999	6
10	75	Jonathan White	ST4	2	Alfa Romeo 156 S2000	20:33.104	10	-- 10 laps	59.771	78.58	1:57.447	10
		---------- NOT CLASSIFIED ----------										
DNF	23	Dan Wheeler	ST1		Nissan Primera	8:53.867	3	-- 3 laps --	2:26.960	54.45	2:04.419	1
DNF	67	Tony Absolom	ST2		Vauxhall Cavalier	2:03.783	1	-- 1 laps --		78.28	2:03.783	1

---------- FASTEST LAP SUMMARY ----------

NO	DRIVER/S	CLASS	CAR MAKE / MODEL	FASTEST LAP	ON	MPH
4	Jason Minshaw	ST1	Volvo S40	1:47.914	8	89.80
98	John Cleland	ST4	Vauxhall Vectra	1:48.072	11	89.67
40	Paul Hogarth	GA2	BMW E30 M3	1:52.730	4	85.96
27	Allan Scott	ST2	Mazda 323F	1:55.498	8	83.90

Session Start: 14:00:12 - Finish: 14:20:23
Weather/Track Conditions: Cloud/Dry
Circuit: Oulton Park International
Track Length: 4.332 Km - 2.6918 miles

These results are provisional until the conclusion of any judicial and technical matters.

Clerk of the Course:	Timekeeper:	Issued at:
Julian Floyd	Nick Palmer	

Oulton Park Gold Cup Historic Race Meeting - 25 - 27 Aug 2018

HSCC/TCRE Super Touring Cars

Race 15 - Sector Analysis

4 Jason Minshaw (ST1) — Volvo S40

lap	Sect-1	Speed	Sect-2	Speed	Sect-3	Speed	Laptime	Pit	lap	Sect-1	Speed	Sect-2	Speed	Sect-3	Speed	Laptime	Pit
1		116.9	55.507	103.5	31.614	110.2	2:02.198		7	26.442	122.6	52.460	105.6	29.851	111.5	1:48.753	
2	27.610	121.7	53.934	105.9	30.274	111.3	1:51.818		8	26.352	123.0	52.044	106.6	29.518	111.7	1:47.914	
3	26.998	121.0	54.833	105.7	30.416	111.1	1:52.247		9	26.401	122.8	51.936	105.7	29.895	110.6	1:48.232	
4	26.762	121.7	53.287	105.1	30.004	112.1	1:50.053		10	26.317	121.9	53.541	98.7	30.306	111.1	1:50.164	
5	26.532	121.9	52.760	105.6	29.953	110.6	1:49.245		11	27.012	122.6	52.705	106.7	29.815	111.7	1:49.532	
6	26.743	121.3	53.395	106.1	29.944	111.7	1:50.082		12								

17 Mark Smith (GA2) — BMW E30 M3

lap	Sect-1	Speed	Sect-2	Speed	Sect-3	Speed	Laptime	Pit	lap	Sect-1	Speed	Sect-2	Speed	Sect-3	Speed	Laptime	Pit
1		113.7	56.027	98.1	31.353	103.9	1:59.952		7	27.843	113.7	55.758	99.5	30.918	106.2	1:54.519	
2	29.829	113.2	55.635	101.3	31.313	104.4	1:56.777		8	27.803	115.3	55.859	94.1	30.979	105.2	1:54.641	
3	27.839	116.9	54.877	101.5	30.805	106.1	1:53.521		9	27.545	115.7	54.723	102.1	31.314	106.7	1:53.582	
4	27.860	115.7	54.219	101.9	30.776	105.6	1:52.855		10	28.359	115.9	54.578	101.2	31.766	104.9	1:54.703	
5	27.495	117.7	55.336	100.3	30.881	103.8	1:53.712		11	27.575	116.7	54.977	101.5	31.423	105.1	1:53.975	
6	27.739	117.5	55.237	101.9	31.175	105.4	1:54.151		12								

23 Dan Wheeler (ST1) — Nissan Primera

lap	Sect-1	Speed	Sect-2	Speed	Sect-3	Speed	Laptime	Pit	lap	Sect-1	Speed	Sect-2	Speed	Sect-3	Speed	Laptime	Pit
1		108.8	56.838	90.7	32.024	105.4	2:04.419		3	Out	96.7	1:03.721	87.9	In		4:34.859	P
2	28.127	114.7	1:06.126	91.0			2:14.589		4								

27 Allan Scott (ST2) — Mazda 323F

lap	Sect-1	Speed	Sect-2	Speed	Sect-3	Speed	Laptime	Pit	lap	Sect-1	Speed	Sect-2	Speed	Sect-3	Speed	Laptime	Pit
1		114.9	57.109	98.5	32.541	103.6	2:02.869		7	28.657	113.7	55.471	98.8	31.880	103.3	1:56.008	
2	28.645	114.7	56.397	99.1	31.894	104.9	1:56.936		8	28.278	115.1	54.884	99.4	32.336	103.6	1:55.498	
3	28.620	114.5	56.298	98.1	32.449	103.3	1:57.367		9	29.025	114.7	55.461	99.7	32.250	101.9	1:56.736	
4	29.149	111.7	56.462	97.7	32.470	103.4	1:58.081		10	28.644	114.3	55.612	99.7	32.333	102.6	1:56.589	
5	28.838	113.3	56.214	98.7	31.826	104.1	1:56.878		11	28.913	113.7	55.289	99.4	32.228	103.0	1:56.430	
6	28.672	113.7	55.702	98.7	31.779	104.4	1:56.153		12								

28 Jason Hughes (ST1) — Vauxhall Vectra

lap	Sect-1	Speed	Sect-2	Speed	Sect-3	Speed	Laptime	Pit	lap	Sect-1	Speed	Sect-2	Speed	Sect-3	Speed	Laptime	Pit
1		118.1	55.723	104.6	30.831	109.9	2:00.257		7	26.746	119.5	52.596	105.4	30.135	110.8	1:49.477	
2	28.563	118.9	53.112	105.1	30.375	110.6	1:52.050		8	26.653	121.9	52.406	105.4	30.113	111.0	1:49.172	
3	27.117	118.7	53.402	105.2	30.307	111.0	1:50.826		9	26.661	120.6	52.145	105.1	30.737	110.8	1:49.543	
4	26.952	120.2	52.982	105.1	30.391	110.8	1:50.325		10	26.840	120.4	53.782	104.6	30.147	111.1	1:50.769	
5	26.870	120.0	52.465	105.1	30.186	111.0	1:49.521		11	26.682	120.8	52.540	105.2	29.972	111.3	1:49.194	
6	26.802	120.8	52.355	105.6	30.488	111.0	1:49.645		12								

40 Paul Hogarth (GA2) — BMW E30 M3

lap	Sect-1	Speed	Sect-2	Speed	Sect-3	Speed	Laptime	Pit	lap	Sect-1	Speed	Sect-2	Speed	Sect-3	Speed	Laptime	Pit
1		115.3	56.277	101.2	31.117	107.4	2:00.159		7	28.029	114.5	55.416	102.1	31.090	107.2	1:54.535	
2	29.270	116.3	55.335	101.9	31.163	107.1	1:55.768		8	27.955	115.9	55.309	101.3	31.078	106.4	1:54.342	
3	27.912	116.5	55.052	101.2	30.948	107.1	1:53.912		9	27.820	115.7	54.744	101.3	31.395	106.7	1:53.959	
4	27.527	116.9	54.402	101.8	30.801	105.7	1:52.730		10	28.220	115.9	54.717	101.3	31.634	106.7	1:54.571	
5	27.450	117.9	55.108	102.2	31.253	105.9	1:53.811		11	27.766	116.3	54.925	100.4	31.368	105.9	1:54.059	
6	27.930	116.3	55.248	101.9	31.099	107.4	1:54.277		12								

61 Tom Houlbrook (GA2) — BMW E30 M3

lap	Sect-1	Speed	Sect-2	Speed	Sect-3	Speed	Laptime	Pit	lap	Sect-1	Speed	Sect-2	Speed	Sect-3	Speed	Laptime	Pit
1		108.8	58.367	97.9	32.228	102.8	2:05.815		7	28.654	111.3	55.291	98.5	31.515	103.6	1:55.460	
2	29.361	109.3	56.231	98.4	31.803	104.2	1:57.395		8	28.761	112.4	54.733	98.7	31.908	100.3	1:55.402	
3	28.984	109.9	56.919	97.5	32.305	103.4	1:58.208		9	29.252	110.8	56.213	93.4	31.382	103.1	1:56.847	
4	29.232	110.0	55.792	98.9	31.383	103.4	1:56.407		10	28.965	110.8	55.196	98.7	32.244	100.2	1:56.405	
5	28.900	111.1	55.859	94.7	31.636	103.8	1:56.395		11	29.099	111.3	55.413	99.1	31.843	102.0	1:56.355	
6	29.032	110.2	54.748	98.4	31.219	103.4	1:54.999		12								

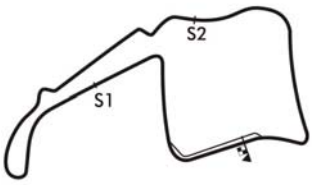

Session Start: 14:00:12 - Finish: 14:20:23
Weather/Track Conditions: Cloud/Dry
Circuit: Oulton Park International
Track Length: 4.332 Km - 2.6918 miles
Printed: 27-08-2018 - 14:23

MST
Results: www.mstworld.com. Live Timing: https://livetiming.getraceresults.com/mst. Email: timing@mstworld.com

Oulton Park Gold Cup Historic Race Meeting - 25 - 27 Aug 2018

HSCC/TCRE Super Touring Cars

Race 15 - Sector Analysis

67 Tony Absolom (ST2) — Vauxhall Cavalier

lap	Sect-1	Speed	Sect-2	Speed	Sect-3	Speed	Laptime	Pit	lap	Sect-1	Speed	Sect-2	Speed	Sect-3	Speed	Laptime	Pit
1		113.9	58.063	97.9	32.112	105.1	2:03.783		2								

75 Jonathan White (ST4) — Alfa Romeo 156 S2000

lap	Sect-1	Speed	Sect-2	Speed	Sect-3	Speed	Laptime	Pit	lap	Sect-1	Speed	Sect-2	Speed	Sect-3	Speed	Laptime	Pit
1		111.7	1:00.118	89.9	36.342	94.3	2:12.667		6	30.241	109.1	57.343	95.1	34.344	103.8	2:01.928	
2	31.637	103.8	1:00.319	91.7	35.351	102.0	2:07.307		7	28.939	113.2	56.703	95.1	33.424	103.6	1:59.066	
3	31.252	109.3	1:00.556	90.0	35.125	102.0	2:06.933		8	28.836	111.3	56.156	96.4	32.786	104.4	1:57.778	
4	30.197	106.7	59.376	91.2	34.599	100.0	2:04.172		9	28.910	97.8	1:00.047	93.5	33.308	104.2	2:02.265	
5	30.478	108.1	58.648	93.6	34.415	103.3	2:03.541		10	28.458	112.6	56.148	96.6	32.841	104.2	1:57.447	

79 Mark Jones (ST1) — Renault Laguna

lap	Sect-1	Speed	Sect-2	Speed	Sect-3	Speed	Laptime	Pit	lap	Sect-1	Speed	Sect-2	Speed	Sect-3	Speed	Laptime	Pit
1		115.7	55.293	101.9	30.919	109.2	1:57.963		7	26.703	120.0	52.149	105.2	30.329	106.7	1:49.181	
2	27.707	118.1	53.788	103.5	30.584	109.9	1:52.079		8	26.605	120.8	52.031	106.1	29.969	109.7	1:48.605	
3	27.451	119.1	54.900	103.5	30.257	109.7	1:52.608		9	26.996	120.8	52.275	104.9	30.217	110.4	1:49.488	
4	27.149	118.5	52.698	105.2	30.509	109.5	1:50.356		10	27.211	120.4	53.388	104.8	30.233	110.0	1:50.832	
5	26.811	120.0	52.200	104.8	30.025	109.9	1:49.036		11	27.021	118.5	52.763	105.9	30.531	108.6	1:50.315	
6	26.659	120.4	52.176	105.4	30.061	110.0	1:48.896		12								

97 Neil Smith (ST1) — Alfa Romeo 156

lap	Sect-1	Speed	Sect-2	Speed	Sect-3	Speed	Laptime	Pit	lap	Sect-1	Speed	Sect-2	Speed	Sect-3	Speed	Laptime	Pit
1		116.9	54.783	101.3	30.957	107.4	1:56.868		7	26.444	120.2	52.521	103.2	30.242	109.0	1:49.207	
2	28.063	117.1	53.525	102.5	30.957	106.1	1:52.545		8	26.398	118.7	52.401	103.0	30.200	108.6	1:48.999	
3	27.505	118.3	54.320	103.3	30.092	109.2	1:51.917		9	26.768	119.5	52.327	104.1	30.312	109.2	1:49.407	
4	27.092	117.7	53.467	103.8	30.323	108.8	1:50.882		10	26.821	120.2	53.618	103.2	30.345	108.8	1:50.784	
5	26.659	119.3	52.392	103.3	29.942	109.0	1:48.993		11	26.677	117.9	53.071	103.6	30.566	108.4	1:50.314	
6	26.417	120.4	52.753	103.6	30.007	109.0	1:49.177		12								

98 John Cleland (ST4) — Vauxhall Vectra

lap	Sect-1	Speed	Sect-2	Speed	Sect-3	Speed	Laptime	Pit	lap	Sect-1	Speed	Sect-2	Speed	Sect-3	Speed	Laptime	Pit
1		117.5	55.038	100.9	30.688	108.4	1:57.014		7	26.831	119.1	52.306	103.3	29.979	109.9	1:49.116	
2	28.177	116.9	53.654	104.0	30.598	109.3	1:52.429		8	26.465	119.5	51.957	104.3	29.779	109.2	1:48.201	
3	27.176	118.1	53.704	103.0	30.503	108.6	1:51.383		9	26.545	119.1	52.383	104.3	29.833	109.3	1:48.761	
4	27.436	118.5	53.005	102.9	30.168	108.8	1:50.609		10	26.512	119.5	52.161	103.6	29.709	109.9	1:48.382	
5	26.944	118.5	52.352	103.5	29.840	108.8	1:49.136		11	26.532	120.0	51.822	104.9	29.718	109.9	1:48.072	
6	26.830	119.3	52.338	103.6	29.798	109.2	1:48.966		12								

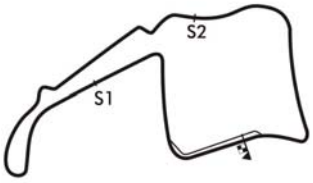

Session Start: 14:00:12 - Finish: 14:20:23
Weather/Track Conditions: Cloud/Dry
Circuit: Oulton Park International
Track Length: 4.332 Km - 2.6918 miles
Printed: 27-08-2018 - 14:23

MST
Results: www.mstworld.com. Live Timing: https://livetiming.getraceresults.com/mst. Email: timing@mstworld.com

Oulton Park Gold Cup Historic Race Meeting - 25 - 27 Aug 2018

HSCC/TCRE Super Touring Cars

Race 15 - Best Sector Times

	SECTOR 1			SECTOR 2			SECTOR 3		
	NO	TIME	LAP	NO	TIME	LAP	NO	TIME	LAP
1	4	26.317	10	98	51.822	11	4	29.518	8
2	97	26.398	8	4	51.936	9	98	29.709	10
3	98	26.465	8	79	52.031	8	97	29.942	5
4	79	26.605	8	28	52.145	9	79	29.969	8
5	28	26.653	8	97	52.327	9	28	29.972	11
6	40	27.450	5	17	54.219	4	17	30.776	4
7	17	27.495	5	40	54.402	4	40	30.801	4
8	23	28.127	2	61	54.733	8	61	31.219	6
9	27	28.278	8	27	54.884	8	27	31.779	6
10	75	28.458	10	75	56.148	10	23	32.024	1
11	67	28.630	2	23	56.838	1	67	32.112	1
12	61	28.654	7	67	58.063	1	75	32.786	8

IDEAL / BEST LAP COMPARISON

NO	NAME	BEST	IN	IDEAL	DIFF
4	Jason Minshaw	1:47.914	8	1:47.771	+0.143
98	John Cleland	1:48.072	11	1:47.996	+0.076
79	Mark Jones	1:48.605	8	1:48.605	+0.000
97	Neil Smith	1:48.993	5	1:48.667	+0.326
28	Jason Hughes	1:49.172	8	1:48.770	+0.402
40	Paul Hogarth	1:52.730	4	1:52.653	+0.077
17	Mark Smith	1:52.855	4	1:52.490	+0.365
61	Tom Houlbrook	1:54.999	6	1:54.606	+0.393
27	Allan Scott	1:55.498	8	1:54.941	+0.557
75	Jonathan White	1:57.447	10	1:57.392	+0.055
67	Tony Absolom	2:03.783	1	1:58.805	+4.978
23	Dan Wheeler	2:04.419	1	1:56.989	+7.430

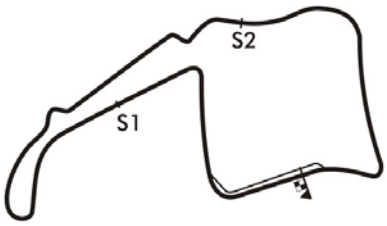

Session Start: 14:00:12 - Finish: 14:20:23
Weather/Track Conditions: Cloud/Dry
Circuit: Oulton Park International
Track Length: 4.332 Km - 2.6918 miles

Printed: 27-08-2018 - 14:23

Oulton Park Gold Cup Historic Race Meeting - 25 - 27 Aug 2018

HSCC/TCRE Super Touring Cars

Race 15 - Best Sector Speeds

	NO	SECTOR 1	MPH	NO	SECTOR 2	MPH	NO	SECTOR 3	MPH
1	4	Jason Minshaw	123.0	4	Jason Minshaw	106.7	4	Jason Minshaw	112.1
2	28	Jason Hughes	121.9	79	Mark Jones	106.1	28	Jason Hughes	111.3
3	79	Mark Jones	120.8	28	Jason Hughes	105.6	79	Mark Jones	110.4
4	97	Neil Smith	120.4	98	John Cleland	104.9	98	John Cleland	109.9
5	98	John Cleland	120.0	97	Neil Smith	104.1	97	Neil Smith	109.2
6	40	Paul Hogarth	117.9	40	Paul Hogarth	102.2	40	Paul Hogarth	107.4
7	17	Mark Smith	117.7	17	Mark Smith	102.1	17	Mark Smith	106.7
8	27	Allan Scott	115.1	27	Allan Scott	99.7	23	Dan Wheeler	105.4
9	23	Dan Wheeler	114.7	61	Tom Houlbrook	99.1	67	Tony Absolom	105.1
10	67	Tony Absolom	113.9	67	Tony Absolom	97.9	27	Allan Scott	104.9
11	75	Jonathan White	113.2	75	Jonathan White	96.6	75	Jonathan White	104.4
12	61	Tom Houlbrook	112.4	23	Dan Wheeler	91.0	61	Tom Houlbrook	104.2

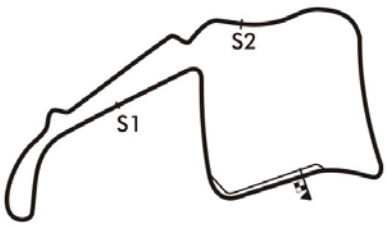

Session Start: 14:00:12 - Finish: 14:20:23
Weather/Track Conditions: Cloud/Dry
Circuit: Oulton Park International
Track Length: 4.332 Km - 2.6918 miles
Printed: 27-08-2018 - 14:23

Oulton Park Gold Cup Historic Race Meeting - 25 - 27 Aug 2018

HSCC/TCRE Super Touring Cars

Race 15 - Lap Chart

Lap 1			Lap 2			Lap 3			Lap 4			Lap 5			Lap 6		
NO	Behind	Laptime	NO	Behind	Laptime	NO	Behind	Laptime	NO	Behind	Laptime	NO	Behind	Laptime	NO	Behind	Laptime
97		1:56.868	97		1:52.545	98		1:51.383	98		1:50.609	98		1:49.136	98		1:48.966
98	0.146	1:57.014	98	0.030	1:52.429	97	0.504	1:51.917	97	0.777	1:50.882	97	0.634	1:48.993	97	0.845	1:49.177
79	1.095	1:57.963	79	0.629	1:52.079	79	1.824	1:52.608	79	1.571	1:50.356	79	1.471	1:49.036	79	1.401	1:48.896
17	3.084	1:59.952	28	2.894	1:52.050	28	2.307	1:50.826	28	2.023	1:50.325	28	2.408	1:49.521	28	3.087	1:49.645
40	3.291	2:00.159	4	4.603	1:51.818	4	5.437	1:52.247	4	4.881	1:50.053	4	4.990	1:49.245	4	6.106	1:50.082
28	3.389	2:00.257	40	6.514	1:55.768	40	9.013	1:53.912	40	11.134	1:52.730	40	15.809	1:53.811	40	21.120	1:54.277
4	5.330	2:02.198	17	7.316	1:56.777	17	9.424	1:53.521	17	11.670	1:52.855	17	16.246	1:53.712	17	21.431	1:54.151
27	6.001	2:02.869	27	10.392	1:56.936	27	16.346	1:57.367	27	23.818	1:58.081	27	31.560	1:56.878	27	38.747	1:56.153
67	6.915	2:03.783	61	13.797	1:57.395	61	20.592	1:58.208	61	26.390	1:56.407	61	33.649	1:56.395	61	39.682	1:54.999
23	7.551	2:04.419	**23**	29.595	2:14.589	75	46.081	2:06.933	75	59.644	2:04.172	75	1:14.049	2:03.541	75	1:27.011	2:01.928
61	8.947	2:05.815	75	30.561	2:07.307				**23**	1 LAP	4:34.859						
75	15.799	2:12.667															

Session Start: 14:00:12 - Finish: 14:20:23
Weather/Track Conditions: Cloud/Dry
Circuit: Oulton Park International
Track Length: 4.332 Km - 2.6918 miles
Printed: 27-08-2018 - 14:24

MST
Results: www.mstworld.com. Live Timing: https://livetiming.getraceresults.com/mst. Email: timing@mstworld.com

Oulton Park Gold Cup Historic Race Meeting - 25 - 27 Aug 2018

HSCC/TCRE Super Touring Cars

Race 15 - Lap Chart

Lap 7			Lap 8			Lap 9			Lap 10			Lap 11		
NO	Behind	Laptime	NO	Behind	Laptime	NO	Behind	Laptime	NO	Behind	Laptime	NO	Behind	Laptime
98		1:49.116	98		1:48.201	98		1:48.761	98		1:48.382	98		1:48.072
97	0.936	1:49.207	97	1.734	1:48.999	97	2.380	1:49.407	97	4.782	1:50.784	97	7.024	1:50.314
79	1.466	1:49.181	79	1.870	1:48.605	79	2.597	1:49.488	79	5.047	1:50.832	79	7.290	1:50.315
28	3.448	1:49.477	28	4.419	1:49.172	4	4.927	1:48.232	4	6.709	1:50.164	4	8.169	1:49.532
4	5.743	1:48.753	4	5.456	1:47.914	28	5.201	1:49.543	28	7.588	1:50.769	28	8.710	1:49.194
40	26.539	1:54.535	40	32.680	1:54.342	40	37.878	1:53.959	75	1 LAP	2:02.265	75	1 LAP	1:57.447
17	26.834	1:54.519	17	33.274	1:54.641	17	38.095	1:53.582	40	44.067	1:54.571	40	50.054	1:54.059
27	45.639	1:56.008	27	52.936	1:55.498	27	1:00.911	1:56.736	17	44.416	1:54.703	17	50.319	1:53.975
61	46.026	1:55.460	61	53.227	1:55.402	61	1:01.313	1:56.847	27	1:09.118	1:56.589	27	1:17.476	1:56.430
75	1:36.961	1:59.066	75	1:46.538	1:57.778				61	1:09.336	1:56.405	61	1:17.619	1:56.355

Session Start: 14:00:12 - Finish: 14:20:23
Weather/Track Conditions: Cloud/Dry
Circuit: Oulton Park International
Track Length: 4.332 Km - 2.6918 miles
Printed: 27-08-2018 - 14:24

MST
Results: www.mstworld.com. Live Timing: https://livetiming.getraceresults.com/mst. Email: timing@mstworld.com

Historic Sports Car Club

Oulton Park Gold Cup

Saturday 25th – Monday 27th August 2018

Results Booklet

Timing & Results by MST SYSTEMS Ltd.
www.mstworld.com

© MST SYSTEMS Ltd. 2018
The Haysfield, Spring Lane North, Malvern, Worcestershire WR14 1GF
tel: +44 (0)1684 560614 email: motorsport@mstworld.com

Oulton Park Circuit

Little Budworth, Tarporley, Cheshire CW69BW

www.oultonpark.co.uk

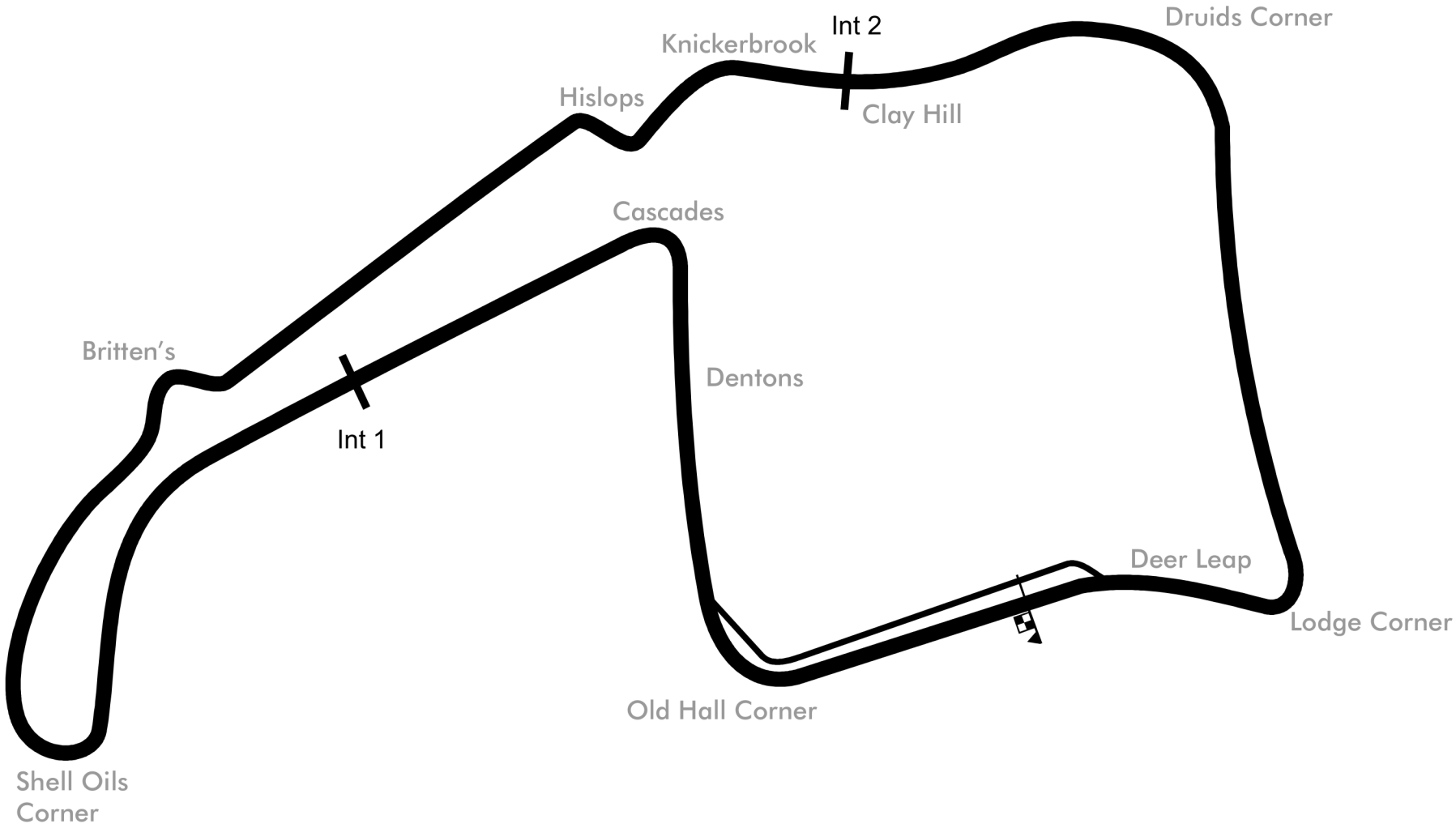

Circuit Length:	2.692 M / 4.332 km
Pit Lane:	200m, 12s @ 60km/h
Intermediate 1:	1.168 km
Intermediate 2:	3.077 km
Start line offset:	0 m

Oulton Park Gold Cup Historic Race Meeting - 25 - 27 Aug 2018

FJHRA/HSCC Silverline Formula Junior Rear Engine

Qualifying for Race 7 - Classification

Sheet No:

POS	NO	DRIVER/S	CLASS	CLASS POS	CAR MAKE / MODEL	TIME	ON	LAPS	GAP	DIFF	MPH
1	79	Andrew Hibberd	E1	1	Lotus 22	1:55.109	4	7			84.18
2	84	Jack Woodhouse	E1	2	Lotus 20/22	1:55.951	6	8	0.842	0.842	83.57
3	122	Adrian Russell	E1	3	Lotus 22	1:57.837	7	8	2.728	1.886	82.24
4	162	Katsu Kubota	E1	4	Lotus 20/22	1:59.309	6	8	4.200	1.472	81.22
5	74	Iain Rowley	E1	5	Lola Mk5	1:59.711	5	8	4.602	0.402	80.95
6	1	Peter de la Roche	D2	1	Lola Mk3	2:01.330	3	4	6.221	1.619	79.87
7	5	Robin Longdon	D2	2	Lola Mk3	2:01.977	7	7	6.868	0.647	79.44
8	90	Andrew Hayden	E1	6	Lotus 22	2:03.828	6	7	8.719	1.851	78.26
9	73	Peter Anstiss	E1	7	Lotus 20/22	2:04.304	4	7	9.195	0.476	77.96
10	37	Andrew Taylor	C2	1	Cooper T56	2:05.107	4	7	9.998	0.803	77.46
11	93	Rudolf Ernst	E1	8	Lotus 22	2:07.149	3	7	12.040	2.042	76.21
12	61	Phil Foulkes	E1	9	Lotus 20/22	2:08.419	6	7	13.310	1.270	75.46
13	69	Andrew Turvey	E1	10	Lola Mk5A	2:09.597	6	7	14.488	1.178	74.77
14	41	John Hutchison	C2	2	Lotus 18	2:13.316	4	7	18.207	3.719	72.69
15	49	Martin McHugh	D2	3	North Star Mk1	2:14.321	6	6	19.212	1.005	72.14
16	141	Peter Fenichel	C2	3	Cooper T56	2:16.079	2	7	20.970	1.758	71.21
17	147	Clinton McCarthy	C1	1	Lotus 18	2:16.884	7	7	21.775	0.805	70.79
18	46	Mark Haynes	C2	4	Elva 200/10F	2:17.676	7	7	22.567	0.792	70.39
19	33	Stuart Tizzard	D2	4	Cooper T56	2:18.088	4	5	22.979	0.412	70.18
20	65	Richard Ferris	E1	11	Donford FJ	2:19.444	4	7	24.335	1.356	69.49
21	45	Gordon Wright	C2	5	Britannia FJ	2:28.584	3	5	33.475	9.140	65.22
22	39	David Walker	C1	2	Lotus 18	2:42.503	6	6	47.394	13.919	59.63

Car 49 requires a working transponder - Regulation Q12.2.1 refers.
A 30 second penalty will be applied if not working in the race.
Car 84 requires legible competition numbers - Regulations Q11.2 & J4 refer.
Car 84 - transponder battery low, please charge.

Session Start: 15:08:47 - Finish: 15:23:55
Weather/Track Conditions: Bright/Dry
Circuit: Oulton Park International
Track Length: 4.332 Km - 2.6918 miles

These results are provisional until the conclusion of any judicial and technical matters.

Clerk of the Course:	Timekeeper:	Issued at:
Julian Floyd	Nick Palmer	

Oulton Park Gold Cup Historic Race Meeting - 25 - 27 Aug 2018

FJHRA/HSCC Silverline Formula Junior Rear Engine

Qualifying for Race 7 - Sector Analysis

1 Peter de la Roche (D2) — Lola Mk3

lap	Sect-1	Speed	Sect-2	Speed	Sect-3	Speed	Laptime	Pit	lap	Sect-1	Speed	Sect-2	Speed	Sect-3	Speed	Laptime	Pit
1	Out	100.6	1:05.248	94.5	34.089	101.7	2:10.786		3	29.703	115.1	57.980	97.2	33.647	100.9	2:01.330	
2	30.108	110.8	58.818	95.7	34.054	105.1	2:02.980		4	29.146	108.6	59.395				2:04.746	

5 Robin Longdon (D2) — Lola Mk3

lap	Sect-1	Speed	Sect-2	Speed	Sect-3	Speed	Laptime	Pit	lap	Sect-1	Speed	Sect-2	Speed	Sect-3	Speed	Laptime	Pit
1	Out	91.1	1:06.205	89.9	36.550	97.3	2:16.952		5	30.496	105.4	59.679	95.2	32.890	101.1	2:03.065	
2	31.205	103.8	1:01.449	86.0	35.964	98.7	2:08.618		6	29.605	108.8	1:14.924	92.1	33.758	99.7	2:18.287	
3	30.214	106.1	59.598	92.2	33.572	98.9	2:03.384		7	29.614	106.2	58.997	91.8	33.366	99.0	2:01.977	
4	29.999	108.1	1:00.826	89.4	33.530	99.0	2:04.355		8								

33 Stuart Tizzard (D2) — Cooper T56

lap	Sect-1	Speed	Sect-2	Speed	Sect-3	Speed	Laptime	Pit	lap	Sect-1	Speed	Sect-2	Speed	Sect-3	Speed	Laptime	Pit
1	Out	64.8	1:13.005	80.6	39.541	80.8	2:27.865		4	34.491	92.2	1:05.417	82.6	38.180	88.7	2:18.088	
2	35.905	91.0	1:06.865	80.4	38.748	87.4	2:21.518		5	37.389	83.7	1:14.622	67.8			2:45.170	
3	35.461	94.7	1:06.134	79.5	38.875	87.4	2:20.470		6								

37 Andrew Taylor (C2) — Cooper T56

lap	Sect-1	Speed	Sect-2	Speed	Sect-3	Speed	Laptime	Pit	lap	Sect-1	Speed	Sect-2	Speed	Sect-3	Speed	Laptime	Pit
1	Out	91.2	1:05.255	86.2	36.831	93.4	2:16.074		5	32.115	103.6	1:01.709	91.3	34.651	94.4	2:08.475	
2	32.131	104.4	1:03.455	89.2	34.959	94.2	2:10.545		6	30.708	102.7	59.522	91.3	35.002	89.7	2:05.232	
3	31.301	103.6	59.670	90.5	34.625	96.2	2:05.596		7	30.985	103.5	59.864	90.5	35.827	93.0	2:06.676	
4	30.636	104.6	58.879	90.0	35.592	89.3	2:05.107		8								

39 David Walker (C1) — Lotus 18

lap	Sect-1	Speed	Sect-2	Speed	Sect-3	Speed	Laptime	Pit	lap	Sect-1	Speed	Sect-2	Speed	Sect-3	Speed	Laptime	Pit
1	Out	56.3	1:27.097	56.6	49.897	70.8	2:58.704		4	42.545	71.5	1:20.980	64.4	46.784	76.1	2:50.309	
2	43.773	69.2	1:24.019	57.8	48.711	71.6	2:56.503		5	40.567	76.2	1:20.435	64.6	46.928	75.4	2:47.930	
3	41.706	71.9	1:22.966	58.7	48.473	71.7	2:53.145		6	40.049	74.8	1:18.399	66.6	44.055	69.3	2:42.503	

41 John Hutchison (C2) — Lotus 18

lap	Sect-1	Speed	Sect-2	Speed	Sect-3	Speed	Laptime	Pit	lap	Sect-1	Speed	Sect-2	Speed	Sect-3	Speed	Laptime	Pit
1	Out	78.1	1:12.228	71.0	39.429	92.0	2:25.827		5	32.862	87.3	1:04.562	84.4	39.061	94.3	2:16.485	
2	32.540	99.7	1:04.040	86.0	38.663	90.8	2:15.243		6	32.749	91.1	1:05.874	85.5	37.841	93.4	2:16.464	
3	33.085	100.3	1:03.401	86.0	37.302	93.9	2:13.788		7	32.917	92.2	1:03.898	85.7	37.792	92.8	2:14.607	
4	32.175	102.7	1:03.506	84.4	37.635	93.8	2:13.316		8								

45 Gordon Wright (C2) — Britannia FJ

lap	Sect-1	Speed	Sect-2	Speed	Sect-3	Speed	Laptime	Pit	lap	Sect-1	Speed	Sect-2	Speed	Sect-3	Speed	Laptime	Pit
1	Out	77.9	1:20.286	63.9	45.570	79.7	2:43.281		4	37.146	80.8	1:13.198	74.6	43.707	85.2	2:34.051	
2	39.375	80.3	1:13.813	77.8	42.180	88.6	2:35.368		5	37.720	81.9	1:12.674	79.7	42.160	83.0	2:32.554	
3	36.244	87.6	1:10.265	78.0	42.075	82.4	2:28.584		6								

46 Mark Haynes (C2) — Elva 200/10F

lap	Sect-1	Speed	Sect-2	Speed	Sect-3	Speed	Laptime	Pit	lap	Sect-1	Speed	Sect-2	Speed	Sect-3	Speed	Laptime	Pit
1	Out	80.0	1:16.214	76.1	42.816	82.6	2:36.630		5	34.480	94.0	1:06.649	81.4	38.740	90.1	2:19.869	
2	38.860	85.7	1:12.461	80.1	41.077	85.4	2:32.398		6	33.398	89.8	1:06.241	80.7	41.205	89.4	2:20.844	
3	35.350	92.0	1:09.367	80.4	39.412	88.7	2:24.129		7	33.310	94.4	1:05.776	83.0	38.590	86.1	2:17.676	
4	34.821	90.6	1:07.907	80.8	39.688	89.2	2:22.416		8								

49 Martin McHugh (D2) — North Star Mk1

lap	Sect-1	Speed	Sect-2	Speed	Sect-3	Speed	Laptime	Pit	lap	Sect-1	Speed	Sect-2	Speed	Sect-3	Speed	Laptime	Pit
1							2:20.450		4							2:15.068	
2							2:16.517		5							2:14.565	
3							2:14.941		6							2:14.321	

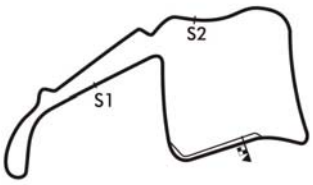

Session Start: 15:08:47 - Finish: 15:23:55
Weather/Track Conditions: Bright/Dry
Circuit: Oulton Park International
Track Length: 4.332 Km - 2.6918 miles
Printed: 25-08-2018 - 15:30

MST

Oulton Park Gold Cup Historic Race Meeting - 25 - 27 Aug 2018

FJHRA/HSCC Silverline Formula Junior Rear Engine

Qualifying for Race 7 - Sector Analysis

61 Phil Foulkes (E1) — Lotus 20/22

lap	Sect-1	Speed	Sect-2	Speed	Sect-3	Speed	Laptime	Pit	lap	Sect-1	Speed	Sect-2	Speed	Sect-3	Speed	Laptime	Pit
1	Out	85.3	1:11.573	82.8	38.832	92.7	2:25.716		5	32.425	98.7	1:02.488	86.9	38.339	95.8	2:13.252	
2	32.728	100.0	1:05.169	85.6	38.001	93.4	2:15.898		6	31.465	101.2	1:01.018	88.7	35.936	95.6	2:08.419	
3	32.237	100.4	1:02.640	83.2	36.662	94.7	2:11.539		7	31.509	102.5	1:01.334	84.6	37.061	93.5	2:09.904	
4	32.633	99.2	1:03.922	85.5	36.279	94.5	2:12.834		8								

65 Richard Ferris (E1) — Donford FJ

lap	Sect-1	Speed	Sect-2	Speed	Sect-3	Speed	Laptime	Pit	lap	Sect-1	Speed	Sect-2	Speed	Sect-3	Speed	Laptime	Pit
1	Out	79.2	1:10.065	81.4	40.009	87.6	2:25.690		5	34.325	87.9	1:06.661	79.6	39.336	87.2	2:20.322	
2	36.283	87.3	1:06.669	81.9	41.232	86.2	2:24.184		6	34.371	87.7	1:05.756	81.8	39.462	87.4	2:19.589	
3	35.284	87.8	1:06.596	83.1	39.569	87.6	2:21.449		7	34.218	87.7	1:04.913	84.0	40.906	67.1	2:20.037	
4	35.131	87.7	1:04.803	83.6	39.510	87.6	2:19.444		8								

69 Andrew Turvey (E1) — Lola Mk5A

lap	Sect-1	Speed	Sect-2	Speed	Sect-3	Speed	Laptime	Pit	lap	Sect-1	Speed	Sect-2	Speed	Sect-3	Speed	Laptime	Pit
1	Out	79.4	1:10.324	83.6	38.432	93.2	2:25.578		5	32.516	103.2	1:02.192	90.0	36.366	93.8	2:11.074	
2	33.752	102.4	1:04.806	89.1	36.951	95.4	2:15.509		6	32.931	103.0	1:01.252	91.2	35.414	96.9	2:09.597	
3	32.466	104.3	1:02.210	92.0	36.133	95.6	2:10.809		7	32.191	101.9	1:02.750	85.0	37.005	90.1	2:11.946	
4	32.514	101.5	1:03.971	84.8	37.626	99.2	2:14.111		8								

73 Peter Anstiss (E1) — Lotus 20/22

lap	Sect-1	Speed	Sect-2	Speed	Sect-3	Speed	Laptime	Pit	lap	Sect-1	Speed	Sect-2	Speed	Sect-3	Speed	Laptime	Pit
1	31.957	105.1	59.764	91.5	34.468	97.4	2:06.189		5	31.372	105.1	59.080	92.7	34.733	97.7	2:05.185	
2	30.689	105.2	58.880	92.8	34.824	97.6	2:04.393		6	30.690	106.1	1:00.191	80.2	36.037	98.7	2:06.918	
3	31.343	103.6	59.042	91.5	34.388	98.6	2:04.773		7	29.874	106.1	58.370	92.6	36.557	98.0	2:04.801	
4	30.322	105.2	59.299	92.0	34.683	98.4	2:04.304		8								

74 Iain Rowley (E1) — Lola Mk5

lap	Sect-1	Speed	Sect-2	Speed	Sect-3	Speed	Laptime	Pit	lap	Sect-1	Speed	Sect-2	Speed	Sect-3	Speed	Laptime	Pit
1	Out	97.4	1:04.756	81.6	35.955	98.4	2:14.345		5	29.096	110.0	57.784	95.1	32.831	100.3	1:59.711	
2	30.389	107.2	59.463	96.6	33.870	100.5	2:03.722		6	29.193	109.5	58.874	95.1	32.782	100.3	2:00.849	
3	30.108	108.6	58.062	96.1	33.663	100.0	2:01.833		7	29.156	108.8	57.250	93.7	33.611	100.0	2:00.017	
4	30.078	108.1	58.584	95.5	33.022	100.3	2:01.684		8	29.148	108.4	56.744	97.1	34.265	86.6	2:00.157	

79 Andrew Hibberd (E1) — Lotus 22

lap	Sect-1	Speed	Sect-2	Speed	Sect-3	Speed	Laptime	Pit	lap	Sect-1	Speed	Sect-2	Speed	Sect-3	Speed	Laptime	Pit
1	28.732	112.6	55.567	99.7	32.036	104.2	1:56.335		5	28.509	112.6	55.243	100.0	32.908	106.1	1:56.660	
2	28.153	113.9	57.287	98.5	31.989	104.2	1:57.429		6	27.932	114.3	55.194	94.5	33.032	105.6	1:56.158	
3	27.918	114.1	54.883	100.3	32.724	106.1	1:55.525		7	28.069	114.3	55.944	99.8	31.801	105.1	1:55.814	
4	28.407	113.0	55.294	99.7	31.408	105.4	1:55.109		8								

84 Jack Woodhouse (E1) — Lotus 20/22

lap	Sect-1	Speed	Sect-2	Speed	Sect-3	Speed	Laptime	Pit	lap	Sect-1	Speed	Sect-2	Speed	Sect-3	Speed	Laptime	Pit
1	Out	98.2	1:02.115	94.3	34.590	100.8	2:09.620		5	28.726	113.5	56.597	98.9	32.408	104.2	1:57.731	
2	31.009	107.4	58.262	98.5	33.277	103.1	2:02.548		6	28.367	113.3	55.621	100.7	31.963	103.9	1:55.951	
3	28.960	114.3	55.887	100.3	35.185	103.1	2:00.032		7	28.348	114.7	56.661	98.8	32.103	103.1	1:57.112	
4	28.686	114.3	55.777	101.5	31.912	104.7	1:56.375		8	29.275	111.3	55.326	101.3	32.896	93.6	1:57.497	

90 Andrew Hayden (E1) — Lotus 22

lap	Sect-1	Speed	Sect-2	Speed	Sect-3	Speed	Laptime	Pit	lap	Sect-1	Speed	Sect-2	Speed	Sect-3	Speed	Laptime	Pit
1	Out	88.5	1:08.105	87.7	36.844	92.1	2:20.234		5	30.498	108.3	59.460	91.0	34.767	99.9	2:04.725	
2	32.409	102.5	1:02.577	92.2	34.831	96.9	2:09.817		6	30.368	105.6	59.611	91.7	33.849	98.4	2:03.828	
3	32.462	92.2	1:04.573	90.0	35.658	97.3	2:12.693		7	30.668	105.7	59.468	92.5	34.555	100.3	2:04.691	
4	32.071	101.2	1:00.488	91.7	34.378	98.0	2:06.937		8								

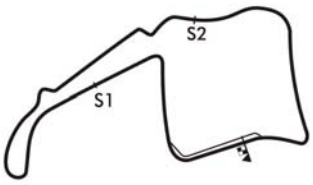

Session Start: 15:08:47 - Finish: 15:23:55
Weather/Track Conditions: Bright/Dry
Circuit: Oulton Park International
Track Length: 4.332 Km - 2.6918 miles
Printed: 25-08-2018 - 15:30

MST
Results: www.mstworld.com. Live Timing: https://livetiming.getraceresults.com/mst. Email: timing@mstworld.com

Oulton Park Gold Cup Historic Race Meeting - 25 - 27 Aug 2018

FJHRA/HSCC Silverline Formula Junior Rear Engine

Qualifying for Race 7 - Sector Analysis

93 Rudolf Ernst (E1) — Lotus 22

lap	Sect-1	Speed	Sect-2	Speed	Sect-3	Speed	Laptime	Pit	lap	Sect-1	Speed	Sect-2	Speed	Sect-3	Speed	Laptime	Pit
1	Out	93.0	1:07.945	86.5	37.083	95.8	2:20.780		5	31.182	106.9	1:04.545	82.1	37.227	96.9	2:12.954	
2	32.708	103.2	1:01.447	92.1	35.634	99.9	2:09.789		6	30.793	108.1	1:02.383	89.5	35.626	95.9	2:08.802	
3	30.745	107.6	1:00.302	84.2	36.102	96.9	2:07.149		7	30.869	106.6	1:02.048	92.1	35.756	99.0	2:08.673	
4	30.373	107.8	1:03.640	91.3	37.110	97.0	2:11.123		8								

122 Adrian Russell (E1) — Lotus 22

lap	Sect-1	Speed	Sect-2	Speed	Sect-3	Speed	Laptime	Pit	lap	Sect-1	Speed	Sect-2	Speed	Sect-3	Speed	Laptime	Pit
1	Out	96.7	1:04.256	96.7	35.084	103.9	2:10.948		5	29.341	110.9	56.967	97.7	32.299	103.3	1:58.607	
2	30.692	109.3	58.751	98.2	33.200	103.8	2:02.643		6	29.469	110.0	55.849	97.8	32.798	102.0	1:58.116	
3	29.727	109.5	59.057	97.4	32.790	102.6	2:01.574		7	29.155	110.9	56.373	98.2	32.309	103.0	1:57.837	
4	30.142	106.9	58.106	97.2	32.853	103.1	2:01.101		8	29.268	111.8	56.550	98.2	32.154	102.8	1:57.972	

141 Peter Fenichel (C2) — Cooper T56

lap	Sect-1	Speed	Sect-2	Speed	Sect-3	Speed	Laptime	Pit	lap	Sect-1	Speed	Sect-2	Speed	Sect-3	Speed	Laptime	Pit
1	Out	91.5	1:11.117	76.3	41.702	89.0	2:27.362		5	34.137	98.2	1:05.147	83.8	37.162	91.1	2:16.446	
2	33.401	96.8	1:04.752	85.0	37.926	88.4	2:16.079		6	34.270	95.3	1:05.185	84.2	37.863	89.7	2:17.318	
3	33.471	95.3	1:05.112	85.8	39.437	88.3	2:18.020		7	33.290	97.5	1:04.696	84.5	39.526	84.4	2:17.512	
4	34.281	98.4	1:03.999	84.9	38.533	88.8	2:16.813		8								

147 Clinton McCarthy (C1) — Lotus 18

lap	Sect-1	Speed	Sect-2	Speed	Sect-3	Speed	Laptime	Pit	lap	Sect-1	Speed	Sect-2	Speed	Sect-3	Speed	Laptime	Pit
1	Out	74.9	1:14.958	71.9	41.161	85.5	2:31.584		5	34.317	84.2	1:06.542	84.0	38.856	90.1	2:19.715	
2	36.637	85.8	1:12.711	74.2	40.584	89.4	2:29.932		6	33.866	87.5	1:06.244	82.7	38.004	89.3	2:18.114	
3	35.363	85.8	1:08.790	80.2	38.371	91.7	2:22.524		7	33.673	95.1	1:05.931	84.6	37.280	92.0	2:16.884	
4	33.876	94.8	1:07.152	83.4	38.245	90.4	2:19.273		8								

162 Katsu Kubota (E1) — Lotus 20/22

lap	Sect-1	Speed	Sect-2	Speed	Sect-3	Speed	Laptime	Pit	lap	Sect-1	Speed	Sect-2	Speed	Sect-3	Speed	Laptime	Pit
1	Out	98.2	1:08.721	83.5	35.267	98.7	2:15.438		5	29.900	110.6	57.880	97.8	32.512	102.6	2:00.292	
2	31.775	105.4	59.558	94.5	34.048	101.3	2:05.381		6	28.898	111.3	58.300	97.2	32.111	103.4	1:59.309	
3	31.055	110.0	58.420	97.7	32.994	100.2	2:02.469		7	29.153	110.0	57.089	95.1	33.585	103.9	1:59.827	
4	30.583	110.0	58.336	97.8	33.802	95.8	2:02.721		8	29.113	103.3	56.908	95.1	34.181	96.3	2:00.202	

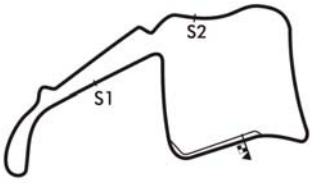

Session Start: 15:08:47 - Finish: 15:23:55
Weather/Track Conditions: Bright/Dry
Circuit: Oulton Park International
Track Length: 4.332 Km - 2.6918 miles
Printed: 25-08-2018 - 15:30

MST
Results: www.mstworld.com. Live Timing: https://livetiming.getraceresults.com/mst. Email: timing@mstworld.com

Oulton Park Gold Cup Historic Race Meeting - 25 - 27 Aug 2018

FJHRA/HSCC Silverline Formula Junior Rear Engine

Qualifying for Race 7 - Best Sector Times

	SECTOR 1			SECTOR 2			SECTOR 3		
	NO	TIME	LAP	NO	TIME	LAP	NO	TIME	LAP
1	79	27.918	3	79	54.883	3	79	31.408	4
2	84	28.348	7	84	55.326	8	84	31.912	4
3	162	28.898	6	122	55.849	6	162	32.111	6
4	74	29.096	5	74	56.744	8	122	32.154	8
5	1	29.146	4	162	56.908	8	74	32.782	6
6	122	29.155	7	1	57.980	3	5	32.890	5
7	5	29.605	6	73	58.370	7	1	33.647	3
8	73	29.874	7	37	58.879	4	90	33.849	6
9	90	30.368	6	5	58.997	7	73	34.388	3
10	93	30.373	4	90	59.460	5	37	34.625	3
11	37	30.636	4	93	1:00.302	3	69	35.414	6
12	61	31.465	6	61	1:01.018	6	93	35.626	6
13	41	32.175	4	69	1:01.252	6	61	35.936	6
14	69	32.191	7	41	1:03.401	3	141	37.162	5
15	141	33.290	7	141	1:03.999	4	147	37.280	7
16	46	33.310	7	65	1:04.803	4	41	37.302	3
17	147	33.673	7	33	1:05.417	4	33	38.180	4
18	65	34.218	7	46	1:05.776	7	46	38.590	7
19	33	34.491	4	147	1:05.931	7	65	39.336	5
20	45	36.093	6	45	1:10.265	3	45	42.075	3
21	39	40.049	6	39	1:18.399	6	39	44.055	6
22	49			49			49		

IDEAL / BEST LAP COMPARISON

NO	NAME	BEST	IN	IDEAL	DIFF
79	Andrew Hibberd	1:55.109	4	1:54.209	+0.900
84	Jack Woodhouse	1:55.951	6	1:55.586	+0.365
122	Adrian Russell	1:57.837	7	1:57.158	+0.679
162	Katsu Kubota	1:59.309	6	1:57.917	+1.392
74	Iain Rowley	1:59.711	5	1:58.622	+1.089
1	Peter de la Roche	2:01.330	3	2:00.773	+0.557
5	Robin Longdon	2:01.977	7	2:01.492	+0.485
90	Andrew Hayden	2:03.828	6	2:03.677	+0.151
73	Peter Anstiss	2:04.304	4	2:02.632	+1.672
37	Andrew Taylor	2:05.107	4	2:04.140	+0.967
93	Rudolf Ernst	2:07.149	3	2:06.301	+0.848
61	Phil Foulkes	2:08.419	6	2:08.419	+0.000
69	Andrew Turvey	2:09.597	6	2:08.857	+0.740
41	John Hutchison	2:13.316	4	2:12.878	+0.438
49	Martin McHugh	2:14.321	6		+
141	Peter Fenichel	2:16.079	2	2:14.451	+1.628
147	Clinton McCarthy	2:16.884	7	2:16.884	+0.000
46	Mark Haynes	2:17.676	7	2:17.676	+0.000
33	Stuart Tizzard	2:18.088	4	2:18.088	+0.000
65	Richard Ferris	2:19.444	4	2:18.357	+1.087
45	Gordon Wright	2:28.584	3	2:28.433	+0.151
39	David Walker	2:42.503	6	2:42.503	+0.000

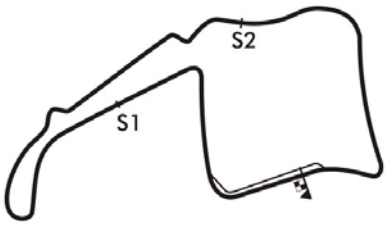

Session Start: 15:08:47 - Finish: 15:23:55
Weather/Track Conditions: Bright/Dry
Circuit: Oulton Park International
Track Length: 4.332 Km - 2.6918 miles

Printed: 25-08-2018 - 15:31

Oulton Park Gold Cup Historic Race Meeting - 25 - 27 Aug 2018

FJHRA/HSCC Silverline Formula Junior Rear Engine

Qualifying for Race 7 - Best Sector Speeds

	NO	SECTOR 1	MPH	NO	SECTOR 2	MPH	NO	SECTOR 3	MPH
1	1	Peter de la Roche	115.1	84	Jack Woodhouse	101.5	79	Andrew Hibberd	106.1
2	84	Jack Woodhouse	114.7	79	Andrew Hibberd	100.3	1	Peter de la Roche	105.1
3	79	Andrew Hibberd	114.3	122	Adrian Russell	98.2	84	Jack Woodhouse	104.7
4	122	Adrian Russell	111.8	162	Katsu Kubota	97.8	122	Adrian Russell	103.9
5	162	Katsu Kubota	111.3	1	Peter de la Roche	97.2	162	Katsu Kubota	103.9
6	74	Iain Rowley	110.0	74	Iain Rowley	97.1	5	Robin Longdon	101.1
7	5	Robin Longdon	108.8	5	Robin Longdon	95.2	74	Iain Rowley	100.5
8	90	Andrew Hayden	108.3	73	Peter Anstiss	92.8	90	Andrew Hayden	100.3
9	93	Rudolf Ernst	108.1	90	Andrew Hayden	92.5	93	Rudolf Ernst	99.9
10	73	Peter Anstiss	106.1	93	Rudolf Ernst	92.1	69	Andrew Turvey	99.2
11	37	Andrew Taylor	104.6	69	Andrew Turvey	92.0	73	Peter Anstiss	98.7
12	69	Andrew Turvey	104.3	37	Andrew Taylor	91.3	37	Andrew Taylor	96.2
13	41	John Hutchison	102.7	61	Phil Foulkes	88.7	61	Phil Foulkes	95.8
14	61	Phil Foulkes	102.5	41	John Hutchison	86.0	41	John Hutchison	94.3
15	141	Peter Fenichel	98.4	141	Peter Fenichel	85.8	147	Clinton McCarthy	92.0
16	147	Clinton McCarthy	95.1	147	Clinton McCarthy	84.6	141	Peter Fenichel	91.1
17	33	Stuart Tizzard	94.7	65	Richard Ferris	84.0	46	Mark Haynes	90.1
18	46	Mark Haynes	94.4	46	Mark Haynes	83.0	33	Stuart Tizzard	88.7
19	65	Richard Ferris	87.9	33	Stuart Tizzard	82.6	45	Gordon Wright	88.6
20	45	Gordon Wright	87.6	45	Gordon Wright	79.7	65	Richard Ferris	87.6
21	39	David Walker	76.2	39	David Walker	66.6	39	David Walker	76.1
22	49	Martin McHugh	0.0	49	Martin McHugh	0.0	49	Martin McHugh	0.0

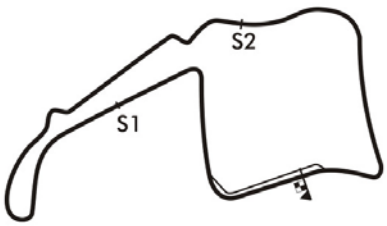

Session Start: 15:08:47 - Finish: 15:23:55
Weather/Track Conditions: Bright/Dry
Circuit: Oulton Park International
Track Length: 4.332 Km - 2.6918 miles

Printed: 25-08-2018 - 15:31

Oulton Park Gold Cup Historic Race Meeting - 25 - 27 Aug 2018

FJHRA/HSCC Silverline Formula Junior Rear Engine

Race 7 - Starting Grid - AMENDED

Sheet No:

Start Time : 16:05 - Heat Duration : 20 Minutes

ROW							
8	15	65	Richard Ferris				
7	13	141	Peter Fenichel	14	46	Mark Haynes	
6	11	41	John Hutchison	12	49	Martin McHugh	
5	9	37	Andrew Taylor	10	69	Andrew Turvey	
4	7	90	Andrew Hayden	8	73	Peter Anstiss	
3	5	74	Iain Rowley	6	1	Peter de la Roche	
2	3	122	Adrian Russell	4	162	Katsu Kubota	
1	1	79	Andrew Hibberd	2	84	Jack Woodhouse	

Pole Right

Cars 5,33,39,45,61 & 147 - withdrawn.

Circuit: Oulton Park International
Track Length: 4.332 Km - 2.6918 miles

These results are provisional until the conclusion of any judicial and technical matters.

Clerk of the Course:	Timekeeper:	Issued at:
Julian Floyd	Nick Palmer	

Printed : 26-08-2018 - 15:14

Oulton Park Gold Cup Historic Race Meeting - 25 - 27 Aug 2018

FJHRA/HSCC Silverline Formula Junior Rear Engine

Race 7 - Classification

Sheet No:

POS	NO	DRIVER/S	CLASS	CLASS POS	CAR MAKE / MODEL	TIME	LAPS	GAP	DIFF	MPH	BEST	ON
1	84	Jack Woodhouse	E1	1	Lotus 20/22	17:11.556	7	-- 7 laps --		65.75	2:25.361	5
2	79	Andrew Hibberd	E1	2	Lotus 22	17:22.728	7	11.172	11.172	65.05	2:26.287	2
3	122	Adrian Russell	E1	3	Lotus 22	17:46.468	7	34.912	23.740	63.60	2:25.602	7
4	162	Katsu Kubota	E1	4	Lotus 20/22	18:05.042	7	53.486	18.574	62.52	2:33.115	2
5	1	Peter de la Roche	D2	1	Lola Mk3	18:11.787	7	1:00.231	6.745	62.12	2:30.842	7
6	74	Iain Rowley	E1	5	Lola Mk5	18:59.673	7	1:48.117	47.886	59.51	2:40.719	2
7	37	Andrew Taylor	C2	1	Cooper T56	19:00.562	7	1:49.006	0.889	59.47	2:40.653	6
8	69	Andrew Turvey	E1	6	Lola Mk5A	19:00.808	7	1:49.252	0.246	59.46	2:37.132	6
9	73	Peter Anstiss	E1	7	Lotus 20/22	19:47.304	7	2:35.748	46.496	57.13	2:47.030	5
10	46	Mark Haynes	C2	2	Elva 200/10F	20:01.241	7	2:49.685	13.937	56.46	2:48.713	5
11	65	Richard Ferris	E1	8	Donford FJ	17:12.813	6	-- 6 laps --	2.713	56.29	2:47.284	6
12	41	John Hutchison	C2	3	Lotus 18	17:37.128	6	24.315	24.315	55.00	2:53.271	3
13	49	Martin McHugh	D2	2	North Star Mk1	17:43.805	6	30.992	6.677	54.65	2:54.255	4

---------- FASTEST LAP SUMMARY ----------

NO	DRIVER/S	CLASS	CAR MAKE / MODEL	FASTEST LAP	ON	MPH
84	Jack Woodhouse	E1	Lotus 20/22	2:25.361	5	66.66
1	Peter de la Roche	D2	Lola Mk3	2:30.842	7	64.24
37	Andrew Taylor	C2	Cooper T56	2:40.653	6	60.32

Car 49 - transponder working intermittently, please check position.
Car 90 & 141 - non starters.

Session Start: 15:57:33 - Finish: 16:14:45
Weather/Track Conditions: Overcast/Wet
Circuit: Oulton Park International
Track Length: 4.332 Km - 2.6918 miles

These results are provisional until the conclusion of any judicial and technical matters.

Clerk of the Course:	Timekeeper:	Issued at:
Julian Floyd	Nick Palmer	

MST

Printed: 26-08-2018 - 16:18

Oulton Park Gold Cup Historic Race Meeting - 25 - 27 Aug 2018

FJHRA/HSCC Silverline Formula Junior Rear Engine

Race 7 - Sector Analysis

1 Peter de la Roche (D2) — Lola Mk3

lap	Sect-1	Speed	Sect-2	Speed	Sect-3	Speed	Laptime	Pit	lap	Sect-1	Speed	Sect-2	Speed	Sect-3	Speed	Laptime	Pit
1		95.3	1:16.646	73.8	42.568	93.1	3:01.071		5	36.894	98.4	1:12.964	84.3	41.489	88.3	2:31.347	
2	37.107	97.4	1:13.646	85.1	41.815	91.6	2:32.568		6	36.127	100.1	1:14.222	83.1	41.377	87.8	2:31.726	
3	37.151	101.6	1:12.870	83.5	42.532	87.3	2:32.553		7	35.925	100.0	1:13.513	84.8	41.404	78.4	2:30.842	
4	36.474	99.7	1:13.964	82.4	41.242	91.0	2:31.680		8								

37 Andrew Taylor (C2) — Cooper T56

lap	Sect-1	Speed	Sect-2	Speed	Sect-3	Speed	Laptime	Pit	lap	Sect-1	Speed	Sect-2	Speed	Sect-3	Speed	Laptime	Pit
1		90.1	1:16.948	75.8	44.124	84.7	2:50.095		5	39.280	91.3	1:18.144	74.4	44.685	80.8	2:42.109	
2	39.416	90.4	1:18.058	70.9	44.202	82.3	2:41.676		6	39.182	91.8	1:17.268	74.8	44.203	81.2	2:40.653	
3	40.119	91.7	1:16.623	76.5	44.339	81.1	2:41.081		7	40.225	90.0	1:18.892	78.3	44.026	79.8	2:43.143	
4	39.501	91.7	1:17.329	77.5	44.975	80.9	2:41.805		8								

41 John Hutchison (C2) — Lotus 18

lap	Sect-1	Speed	Sect-2	Speed	Sect-3	Speed	Laptime	Pit	lap	Sect-1	Speed	Sect-2	Speed	Sect-3	Speed	Laptime	Pit
1		79.9	1:22.622	71.9	47.951	73.8	3:04.452		4	42.840	74.4	1:23.018	69.2	48.281	74.8	2:54.139	
2	42.436	82.0	1:25.288	67.2	50.356	72.7	2:58.080		5	43.222	78.2	1:23.316	71.7	46.871	79.2	2:53.409	
3	43.794	74.6	1:22.707	73.0	46.770	76.6	2:53.271		6	42.842	80.9	1:22.945	69.9	47.990	73.0	2:53.777	

46 Mark Haynes (C2) — Elva 200/10F

lap	Sect-1	Speed	Sect-2	Speed	Sect-3	Speed	Laptime	Pit	lap	Sect-1	Speed	Sect-2	Speed	Sect-3	Speed	Laptime	Pit
1		81.2	1:22.177	66.6	47.354	76.8	3:01.204		5	41.718	83.0	1:20.764	72.8	46.231	78.8	2:48.713	
2	42.936	81.2	1:21.767	72.1	46.393	78.0	2:51.096		6	40.933	81.8	1:21.594	70.8	47.601	76.3	2:50.128	
3	41.391	78.8	1:21.604	71.7	46.195	78.0	2:49.190		7	41.719	81.6	1:22.357	71.3	47.065	78.1	2:51.141	
4	41.673	79.1	1:21.765	73.4	46.331	77.3	2:49.769		8								

49 Martin McHugh (D2) — North Star Mk1

lap	Sect-1	Speed	Sect-2	Speed	Sect-3	Speed	Laptime	Pit	lap	Sect-1	Speed	Sect-2	Speed	Sect-3	Speed	Laptime	Pit
1		74.3	1:23.232	66.3	48.652	70.4	3:06.842		4	42.670	77.0	1:23.595		47.990	87.8	2:54.255	
2	44.292	74.2	1:24.089		48.685	87.9	2:57.066		5	42.739	77.6	1:24.583		48.800	80.5	2:56.122	
3	43.154	73.9	1:24.229		47.140	88.0	2:54.523		6	43.918	78.8	1:23.758		47.321	87.9	2:54.997	

65 Richard Ferris (E1) — Donford FJ

lap	Sect-1	Speed	Sect-2	Speed	Sect-3	Speed	Laptime	Pit	lap	Sect-1	Speed	Sect-2	Speed	Sect-3	Speed	Laptime	Pit
1		78.9	1:24.020	70.5	47.737	78.7	3:06.996		4	41.142	82.2	1:21.423	69.2	47.757	82.1	2:50.322	
2	42.116	84.1	1:20.430	70.1	47.390	82.0	2:49.936		5	40.977	83.9	1:21.360	74.6	46.294	83.1	2:48.631	
3	40.365	83.2	1:22.111	68.3	47.168	81.8	2:49.644		6	40.846	83.4	1:20.331	74.6	46.107	81.7	2:47.284	

69 Andrew Turvey (E1) — Lola Mk5A

lap	Sect-1	Speed	Sect-2	Speed	Sect-3	Speed	Laptime	Pit	lap	Sect-1	Speed	Sect-2	Speed	Sect-3	Speed	Laptime	Pit
1		89.3	1:17.752	73.5	44.911	80.2	2:52.925		5	40.897	86.1	1:15.854	76.9	43.875	81.1	2:40.626	
2	40.592	88.5	1:17.457	77.1	44.909	81.5	2:42.958		6	38.829	94.9	1:15.155	76.3	43.148	84.2	2:37.132	
3	39.930	91.3	1:17.556	71.3	44.561	82.8	2:42.047		7	39.003	94.9	1:15.741	77.3	43.833	82.3	2:38.577	
4	40.139	94.5	1:20.718	67.7	45.686	76.4	2:46.543		8								

73 Peter Anstiss (E1) — Lotus 20/22

lap	Sect-1	Speed	Sect-2	Speed	Sect-3	Speed	Laptime	Pit	lap	Sect-1	Speed	Sect-2	Speed	Sect-3	Speed	Laptime	Pit
1		87.6	1:19.380	70.7	48.045	74.8	3:00.491		5	41.795	86.1	1:18.501	70.2	46.734	76.4	2:47.030	
2	41.546	92.7	1:19.940	71.5	46.379	78.0	2:47.865		6	41.396	86.3	1:19.901	64.4	46.319	76.6	2:47.616	
3	42.362	88.3	1:18.755	69.6	46.356	74.9	2:47.473		7	42.245	81.9	1:20.248	67.7	47.208	73.5	2:49.701	
4	41.745	88.4	1:18.910	68.5	46.473	76.6	2:47.128		8								

74 Iain Rowley (E1) — Lola Mk5

lap	Sect-1	Speed	Sect-2	Speed	Sect-3	Speed	Laptime	Pit	lap	Sect-1	Speed	Sect-2	Speed	Sect-3	Speed	Laptime	Pit
1		92.8	1:15.967	78.3	42.659	79.3	2:44.730		5	40.329	90.4	1:18.205	74.1	43.871	83.5	2:42.405	
2	40.229	90.3	1:16.924	78.9	43.566	84.1	2:40.719		6	40.409	88.6	1:18.035	74.2	45.710	79.3	2:44.154	
3	40.564	92.0	1:16.412	76.5	44.917	79.4	2:41.893		7	41.032	89.5	1:17.423	75.2	44.580	77.4	2:43.035	
4	40.298	90.1	1:18.450	75.8	43.989	83.8	2:42.737		8								

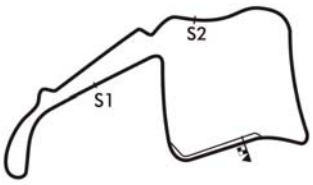

Session Start: 15:57:33 - Finish: 16:14:45
Weather/Track Conditions: Overcast/Wet
Circuit: Oulton Park International
Track Length: 4.332 Km - 2.6918 miles
Printed: 26-08-2018 - 16:19

MST
Results: www.mstworld.com. Live Timing: https://livetiming.getraceresults.com/mst. Email: timing@mstworld.com

Oulton Park Gold Cup Historic Race Meeting - 25 - 27 Aug 2018

FJHRA/HSCC Silverline Formula Junior Rear Engine

Race 7 - Sector Analysis

79 Andrew Hibberd (E1) — Lotus 22

lap	Sect-1	Speed	Sect-2	Speed	Sect-3	Speed	Laptime	Pit	lap	Sect-1	Speed	Sect-2	Speed	Sect-3	Speed	Laptime	Pit
1		101.3	1:10.905	83.1	39.894	92.2	2:32.859		5	35.854	101.0	1:11.310	80.1	40.790	89.9	2:27.954	
2	35.494	102.2	1:10.518	83.9	40.275	93.5	2:26.287		6	36.544	98.5	1:12.798	81.8	40.839	91.3	2:30.181	
3	35.723	102.2	1:11.732	84.1	39.823	93.1	2:27.278		7	37.029	96.8	1:13.288	80.1	41.126	82.8	2:31.443	
4	35.461	102.5	1:11.492	83.4	39.773	93.2	2:26.726		8								

84 Jack Woodhouse (E1) — Lotus 20/22

lap	Sect-1	Speed	Sect-2	Speed	Sect-3	Speed	Laptime	Pit	lap	Sect-1	Speed	Sect-2	Speed	Sect-3	Speed	Laptime	Pit
1		100.3	1:10.277	83.6	40.024	92.6	2:31.562		5	35.426	100.3	1:09.846	80.7	40.089	92.6	2:25.361	
2	35.548	99.2	1:10.825	84.5	41.009	92.3	2:27.382		6	35.956	98.8	1:11.572	83.9	40.248	92.5	2:27.776	
3	35.443	100.4	1:10.856	84.4	40.037	91.8	2:26.336		7	35.946	99.2	1:10.157	83.7	40.315	92.1	2:26.418	
4	35.811	98.9	1:11.194	81.2	39.716	92.6	2:26.721		8								

122 Adrian Russell (E1) — Lotus 22

lap	Sect-1	Speed	Sect-2	Speed	Sect-3	Speed	Laptime	Pit	lap	Sect-1	Speed	Sect-2	Speed	Sect-3	Speed	Laptime	Pit
1		90.6	1:14.669	78.8	42.185	87.9	2:55.371		5	36.796	96.3	1:10.586	84.6	40.362	88.8	2:27.744	
2	37.491	97.4	1:12.328	82.4	41.230	86.8	2:31.049		6	36.184	90.3	1:10.676	84.8	40.878	88.8	2:27.738	
3	37.439	93.0	1:11.832	79.6	40.897	85.3	2:30.168		7	35.565	97.0	1:10.283	85.6	39.754	90.5	2:25.602	
4	36.491	89.9	1:11.931	82.1	40.374	88.9	2:28.796		8								

162 Katsu Kubota (E1) — Lotus 20/22

lap	Sect-1	Speed	Sect-2	Speed	Sect-3	Speed	Laptime	Pit	lap	Sect-1	Speed	Sect-2	Speed	Sect-3	Speed	Laptime	Pit
1		96.0	1:12.913	79.9	41.013	86.7	2:37.059		5	37.286	96.7	1:16.514	76.6	42.963	82.3	2:36.763	
2	36.599	93.9	1:13.885	79.3	42.631	80.3	2:33.115		6	37.585	93.6	1:15.066	76.5	42.125	85.5	2:34.776	
3	37.521	92.2	1:14.925	78.1	42.885	80.8	2:35.331		7	37.165	93.5	1:13.845	79.6	42.541	81.7	2:33.551	
4	37.156	93.2	1:14.415	76.8	42.876	82.6	2:34.447		8								

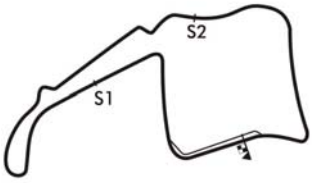

Session Start: 15:57:33 - Finish: 16:14:45
Weather/Track Conditions: Overcast/Wet
Circuit: Oulton Park International
Track Length: 4.332 Km - 2.6918 miles
Printed: 26-08-2018 - 16:19

MST
Results: www.mstworld.com. Live Timing: https://livetiming.getraceresults.com/mst. Email: timing@mstworld.com

Oulton Park Gold Cup Historic Race Meeting - 25 - 27 Aug 2018

FJHRA/HSCC Silverline Formula Junior Rear Engine

Race 7 - Best Sector Times

	SECTOR 1			SECTOR 2			SECTOR 3		
	NO	TIME	LAP	NO	TIME	LAP	NO	TIME	LAP
1	84	35.426	5	84	1:09.846	5	84	39.716	4
2	79	35.461	4	122	1:10.283	7	122	39.754	7
3	122	35.565	7	79	1:10.518	2	79	39.773	4
4	1	35.925	7	1	1:12.870	3	162	41.013	1
5	162	36.599	2	162	1:12.913	1	1	41.242	4
6	69	38.829	6	69	1:15.155	6	74	42.659	1
7	37	39.182	6	74	1:15.967	1	69	43.148	6
8	74	40.229	2	37	1:16.623	3	37	44.026	7
9	65	40.365	3	73	1:18.501	5	65	46.107	6
10	46	40.933	6	65	1:20.331	6	46	46.195	3
11	73	41.396	6	46	1:20.764	5	73	46.319	6
12	41	42.436	2	41	1:22.622	1	41	46.770	3
13	49	42.670	4	49	1:23.232	1	49	47.140	3

IDEAL / BEST LAP COMPARISON

NO	NAME	BEST	IN	IDEAL	DIFF
84	Jack Woodhouse	2:25.361	5	2:24.988	+0.373
122	Adrian Russell	2:25.602	7	2:25.602	+0.000
79	Andrew Hibberd	2:26.287	2	2:25.752	+0.535
1	Peter de la Roche	2:30.842	7	2:30.037	+0.805
162	Katsu Kubota	2:33.115	2	2:30.525	+2.590
69	Andrew Turvey	2:37.132	6	2:37.132	+0.000
37	Andrew Taylor	2:40.653	6	2:39.831	+0.822
74	Iain Rowley	2:40.719	2	2:38.855	+1.864
73	Peter Anstiss	2:47.030	5	2:46.216	+0.814
65	Richard Ferris	2:47.284	6	2:46.803	+0.481
46	Mark Haynes	2:48.713	5	2:47.892	+0.821
41	John Hutchison	2:53.271	3	2:51.828	+1.443
49	Martin McHugh	2:54.255	4	2:53.042	+1.213

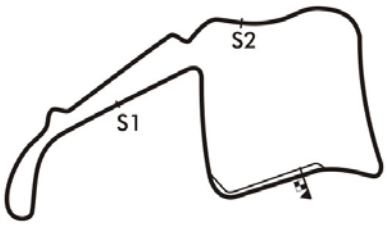

Session Start: 15:57:33 - Finish: 16:14:45
Weather/Track Conditions: Overcast/Wet
Circuit: Oulton Park International
Track Length: 4.332 Km - 2.6918 miles

Printed: 26-08-2018 - 16:20

Oulton Park Gold Cup Historic Race Meeting - 25 - 27 Aug 2018

FJHRA/HSCC Silverline Formula Junior Rear Engine

Race 7 - Best Sector Speeds

	NO	SECTOR 1	MPH	NO	SECTOR 2	MPH	NO	SECTOR 3	MPH
1	79	Andrew Hibberd	102.5	122	Adrian Russell	85.6	79	Andrew Hibberd	93.5
2	1	Peter de la Roche	101.6	1	Peter de la Roche	85.1	1	Peter de la Roche	93.1
3	84	Jack Woodhouse	100.4	84	Jack Woodhouse	84.5	84	Jack Woodhouse	92.6
4	122	Adrian Russell	97.4	79	Andrew Hibberd	84.1	122	Adrian Russell	90.5
5	162	Katsu Kubota	96.7	162	Katsu Kubota	79.9	49	Martin McHugh	88.0
6	69	Andrew Turvey	94.9	74	Iain Rowley	78.9	162	Katsu Kubota	86.7
7	74	Iain Rowley	92.8	37	Andrew Taylor	78.3	37	Andrew Taylor	84.7
8	73	Peter Anstiss	92.7	69	Andrew Turvey	77.3	69	Andrew Turvey	84.2
9	37	Andrew Taylor	91.8	65	Richard Ferris	74.6	74	Iain Rowley	84.1
10	65	Richard Ferris	84.1	46	Mark Haynes	73.4	65	Richard Ferris	83.1
11	46	Mark Haynes	83.0	41	John Hutchison	73.0	41	John Hutchison	79.2
12	41	John Hutchison	82.0	73	Peter Anstiss	71.5	46	Mark Haynes	78.8
13	49	Martin McHugh	78.8	49	Martin McHugh	66.3	73	Peter Anstiss	78.0

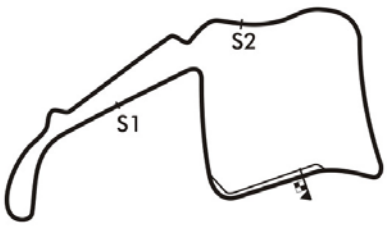

Session Start: 15:57:33 - Finish: 16:14:45
Weather/Track Conditions: Overcast/Wet
Circuit: Oulton Park International
Track Length: 4.332 Km - 2.6918 miles

Printed: 26-08-2018 - 16:20

Oulton Park Gold Cup Historic Race Meeting - 25 - 27 Aug 2018

FJHRA/HSCC Silverline Formula Junior Rear Engine

Race 7 - Lap Chart

Lap 1			Lap 2			Lap 3			Lap 4			Lap 5			Lap 6		
NO	Behind	Laptime	NO	Behind	Laptime	NO	Behind	Laptime	NO	Behind	Laptime	NO	Behind	Laptime	NO	Behind	Laptime
84		2:31.562	84		2:27.382	84		2:26.336	84		2:26.721	84		2:25.361	84		2:27.776
79	1.297	2:32.859	79	0.202	2:26.287	79	1.144	2:27.278	79	1.149	2:26.726	79	3.742	2:27.954	49	1 LAP	2:56.122
162	5.497	2:37.059	162	11.230	2:33.115	162	20.225	2:35.331	162	27.951	2:34.447	122	35.766	2:27.744	79	6.147	2:30.181
74	13.168	2:44.730	74	26.505	2:40.719	122	31.308	2:30.168	122	33.383	2:28.796	162	39.353	2:36.763	122	35.728	2:27.738
37	18.533	2:50.095	122	27.476	2:31.049	1	40.912	2:32.553	1	45.871	2:31.680	1	51.857	2:31.347	162	46.353	2:34.776
69	21.363	2:52.925	37	32.827	2:41.676	74	42.062	2:41.893	74	58.078	2:42.737	74	1:15.122	2:42.405	1	55.807	2:31.726
122	23.809	2:55.371	1	34.695	2:32.568	37	47.572	2:41.081	37	1:02.656	2:41.805	37	1:19.404	2:42.109	74	1:31.500	2:44.154
73	28.929	3:00.491	69	36.939	2:42.958	69	52.650	2:42.047	69	1:12.472	2:46.543	69	1:27.737	2:40.626	37	1:32.281	2:40.653
1	29.509	3:01.071	73	49.412	2:47.865	73	1:10.549	2:47.473	73	1:30.956	2:47.128	73	1:52.625	2:47.030	69	1:37.093	2:37.132
46	29.642	3:01.204	46	53.356	2:51.096	46	1:16.210	2:49.190	46	1:39.258	2:49.769	46	2:02.610	2:48.713	73	2:12.465	2:47.616
41	32.890	3:04.452	65	57.988	2:49.936	65	1:21.296	2:49.644	65	1:44.897	2:50.322	65	2:08.167	2:48.631	46	2:24.962	2:50.128
49	35.280	3:06.842	41	1:03.588	2:58.080	41	1:30.523	2:53.271	41	1:57.941	2:54.139	41	2:25.989	2:53.409			
65	35.434	3:06.996	49	1:04.964	2:57.066	49	1:33.151	2:54.523	49	2:00.685	2:54.255						

Session Start: 15:57:33 - Finish: 16:14:45
Weather/Track Conditions: Overcast/Wet
Circuit: Oulton Park International
Track Length: 4.332 Km - 2.6918 miles
Printed: 26-08-2018 - 16:20

MST
Results: www.mstworld.com. Live Timing: https://livetiming.getraceresults.com/mst. Email: timing@mstworld.com

Oulton Park Gold Cup Historic Race Meeting - 25 - 27 Aug 2018

FJHRA/HSCC Silverline Formula Junior Rear Engine

Race 7 - Lap Chart

Lap 7		
NO	Behind	Laptime
84		2:26.418
65	1 LAP	2:47.284
79	11.172	2:31.443
41	1 LAP	2:53.777
49	1 LAP	2:54.997
122	34.912	2:25.602
162	53.486	2:33.551
1	1:00.231	2:30.842
74	1:48.117	2:43.035
37	1:49.006	2:43.143
69	1:49.252	2:38.577
73	2:35.748	2:49.701
46	2:49.685	2:51.141

Session Start: 15:57:33 - Finish: 16:14:45
Weather/Track Conditions: Overcast/Wet
Circuit: Oulton Park International
Track Length: 4.332 Km - 2.6918 miles
Printed: 26-08-2018 - 16:20

MST
Results: www.mstworld.com. Live Timing: https://livetiming.getraceresults.com/mst. Email: timing@mstworld.com

Historic Sports Car Club

Oulton Park Gold Cup

Saturday 25th – Monday 27th August 2018

Results Booklet

Timing & Results by MST SYSTEMS Ltd.
www.mstworld.com

© MST SYSTEMS Ltd. 2018
The Haysfield, Spring Lane North, Malvern, Worcestershire WR14 1GF
tel: +44 (0)1684 560614 email: motorsport@mstworld.com

Oulton Park Circuit

Little Budworth, Tarporley, Cheshire CW69BW

www.oultonpark.co.uk

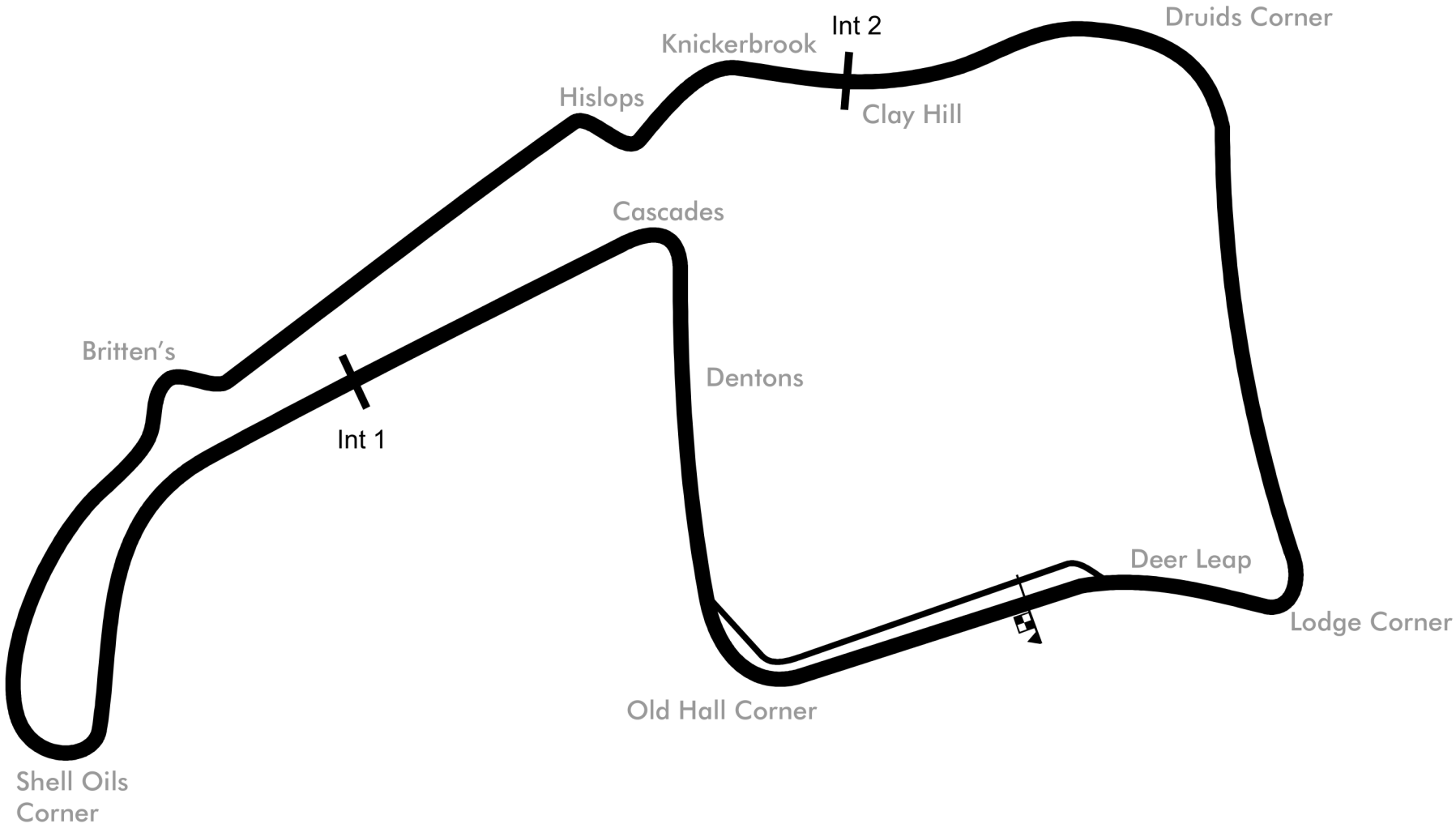

Circuit Length:	2.692 M / 4.332 km
Pit Lane:	200m, 12s @ 60km/h
Intermediate 1:	1.168 km
Intermediate 2:	3.077 km
Start line offset:	0 m

Oulton Park Gold Cup Historic Race Meeting - 25 - 27 Aug 2018

Jaguar Classic Challenge

Qualifying for Race 8 - Classification

Sheet No:

POS	NO	DRIVER/S	CLASS	CLASS POS	CAR MAKE / MODEL	TIME	ON	LAPS	GAP	DIFF	MPH
1	133	Jon Minshaw-Phil Keen	E	1	Jaguar E-type	1:54.860	10	12			84.37
2	21	Graeme Dodd	E	2	Jaguar E-type	1:56.876	3	10	2.016	2.016	82.91
3	145	Nick Riley-Ben Short	E	3	Jaguar E-type	1:56.928	5	14	2.068	0.052	82.88
4	27	Stefan Ziegler-Martin Stretton	F	1	Jaguar E-type	1:58.977	4	14	4.117	2.049	81.45
5	11	Robert Farrell-Dave Coyne	F	2	Jaguar E-type	2:00.676	11	12	5.816	1.699	80.30
6	72	Jamie Boot	E	4	Jaguar E-type	2:00.985	5	14	6.125	0.309	80.10
7	39	Mark Russell-Tony Jardine	F	3	Jaguar E-type	2:03.946	13	14	9.086	2.961	78.18
8	12	Grahame Bull-Alan Bull	F	4	Jaguar E-type	2:03.967	5	14	9.107	0.021	78.17
9	55	Martin Melling-Jason Minshaw	D	1	Jaguar E-type	2:04.366	12	12	9.506	0.399	77.92
10	82	Bob Binfield	D	2	Jaguar E-type	2:07.187	8	10	12.327	2.821	76.19
11	73	Peter Sugden-Stuart Lawson	E	5	Jaguar E-type	2:08.063	4	13	13.203	0.876	75.67
12	35	Robert Gate	I	1	Jaguar E-type	2:08.284	12	14	13.424	0.221	75.54
13	15	Paul Castaldini	E	6	Jaguar E-type	2:08.374	7	8	13.514	0.090	75.49
14	32	Steve Skipworth-James Dean	E	7	Jaguar E-type	2:08.924	12	13	14.064	0.550	75.16
15	33	Paul Kennelly	A	1	Jaguar XK150S	2:13.070	12	14	18.210	4.146	72.82
16	30	Robert Salisbury-Michael Dowd	I	2	Jaguar Mk1	2:13.464	10	12	18.604	0.394	72.61

Car 82 requires a working transponder - Regulation Q12.2.1 refers.
A 30 second penalty will be applied if not working in the race.

Session Start: 15:31:52 - Finish: 16:02:02
Weather/Track Conditions: Bright/Dry
Circuit: Oulton Park International
Track Length: 4.332 Km - 2.6918 miles

These results are provisional until the conclusion of any judicial and technical matters.

Clerk of the Course:	Timekeeper:	Issued at:
Julian Floyd	Nick Palmer	

Oulton Park Gold Cup Historic Race Meeting - 25 - 27 Aug 2018

Jaguar Classic Challenge

Qualifying for Race 8 - Sector Analysis

11 Farrell-Coyne (F) — Jaguar E-type

lap	Sect-1	Speed	Sect-2	Speed	Sect-3	Speed	Laptime	Pit
1	Out	91.5	1:07.838	92.2	34.835	100.9	2:13.832	
2	31.270	104.8	1:01.459	96.4	34.554	103.4	2:07.283	
3	30.966	108.4	1:01.103	93.4	34.914	100.3	2:06.983	
4	31.729	107.6	1:01.466	92.3			2:12.405	
5	Out	108.3	1:00.258	94.8	33.833	101.9	4:09.601	P
6	29.841	110.2	58.873	96.4	33.400	103.3	2:02.114	
7	29.911	109.7	58.479	96.3	33.219	101.4	2:01.609	
8	30.477	109.5	59.067	94.8			2:09.896	
9	Out	63.5	1:16.977	77.1	39.535	103.8	5:01.894	P
10	29.652	111.8	57.866	97.5	33.365	102.8	2:00.883	
11	29.439	111.8	57.997	96.7	33.240	102.6	2:00.676	
12	38.658	67.1	1:14.393	96.1	34.777	87.1	2:27.828	

12 G.Bull-A.Bull (F) — Jaguar E-type

lap	Sect-1	Speed	Sect-2	Speed	Sect-3	Speed	Laptime	Pit
1	Out	100.4	1:04.439	93.6	34.209	104.6	2:08.108	
2	32.337	104.3	1:00.778	95.7	33.981	104.2	2:07.096	
3	30.998	107.9	59.986	96.1	33.464	104.9	2:04.448	
4	30.600	109.7	1:00.911	95.3	34.372	100.3	2:05.883	
5	30.495	106.9	1:00.141	97.8	33.331	105.1	2:03.967	
6	30.743	111.7	1:00.136	97.2	34.334	104.1	2:05.213	
7	31.340	107.6	1:01.272	93.9			2:14.485	
8	Out	106.9	1:02.690	97.2	34.925	101.1	3:21.026	P
9	32.203	105.9	1:00.441	97.8	34.352	99.2	2:06.996	
10	31.467	109.1	1:00.387	98.8	33.382	104.9	2:05.236	
11	31.037	110.6	1:00.315	98.2	33.647	104.7	2:04.999	
12	31.379	108.8	1:04.729	99.2	33.605	104.1	2:09.713	
13	31.024	110.0	59.580	98.1	33.418	105.2	2:04.022	
14	30.808	111.7	1:00.758	97.8	33.733	104.4	2:05.299	

15 Paul Castaldini (E) — Jaguar E-type

lap	Sect-1	Speed	Sect-2	Speed	Sect-3	Speed	Laptime	Pit
1	Out	82.1	1:11.717	77.1	39.060	91.3	2:25.153	
2	34.909	96.3	1:08.033	91.3	35.517	98.9	2:18.459	
3	32.425	112.2	1:04.439	95.2	35.922	97.9	2:12.786	
4	32.639	108.4	1:04.366	92.7	36.643	97.6	2:13.648	
5	31.803	107.9	1:04.342	93.1	35.712	97.4	2:11.857	
6	31.228	109.9	1:02.531	94.8	35.280	98.9	2:09.039	
7	30.918	110.4	1:02.118	93.0	35.338	101.3	2:08.374	
8	36.598	72.3	1:16.349	68.1			2:50.319	

21 Graeme Dodd (E) — Jaguar E-type

lap	Sect-1	Speed	Sect-2	Speed	Sect-3	Speed	Laptime	Pit
1	Out	116.7	59.817	103.3	32.617	111.9	2:01.351	
2	29.076	119.3	56.905	105.6	32.184	111.0	1:58.165	
3	28.583	120.0	56.401	106.4	31.892	111.3	1:56.876	
4	30.575	111.1	1:02.579	91.0			2:18.360	
5	Out	119.5	58.547	107.1	32.172	111.1	11:02.424	P
6	28.792	121.0	56.739	106.9	32.392	103.1	1:57.923	
7	39.516	92.2	1:01.128	104.8	32.573	111.1	2:13.217	
8	29.227	119.3	56.905	99.1	32.158	110.8	1:58.290	
9	28.851	119.8	56.420	105.7	32.086	113.0	1:57.357	
10	31.107	106.9	1:05.084	91.0			2:19.420	

27 Ziegler-Stretton (F) — Jaguar E-type

lap	Sect-1	Speed	Sect-2	Speed	Sect-3	Speed	Laptime	Pit
1	Out	111.3	1:00.939	90.5	34.781	105.2	2:03.504	
2	30.943	110.0	58.639	97.0	34.918	103.1	2:04.500	
3	29.837	113.3	57.629	100.3	32.681	106.6	2:00.147	
4	29.395	114.9	57.218	100.1	32.364	104.2	1:58.977	
5	29.400	116.7	57.386	100.9	32.349	103.4	1:59.135	
6	29.114	112.2	57.856	93.7	33.004	104.6	1:59.974	
7	29.142	112.2	57.788	98.9			2:03.384	
8	Out	103.2	1:02.318	89.2	35.826	101.1	3:23.101	P
9	31.637	107.8	1:01.121	89.7	34.935	100.5	2:07.693	
10	31.007	111.5	1:00.494	93.9	34.803	100.6	2:06.304	
11	30.863	108.3	1:01.146	95.5	34.412	100.3	2:06.421	
12	30.353	113.5	1:01.496	93.7	34.006	102.8	2:05.855	
13	30.425	113.2	59.866	95.7	34.027	100.6	2:04.318	
14	30.654	111.7	59.957	95.9	34.400	101.7	2:05.011	

30 Salisbury-Dowd (I) — Jaguar Mk1

lap	Sect-1	Speed	Sect-2	Speed	Sect-3	Speed	Laptime	Pit
1	Out	76.5	1:10.480	83.6	39.618	89.4	2:25.052	
2	35.392	94.7	1:08.205	86.8	38.786	90.6	2:22.383	
3	34.251	95.5	1:07.468	87.6	39.448	91.3	2:21.167	
4	34.093	97.1	1:07.215	84.6	39.464	91.3	2:20.772	
5	34.745	94.0	1:07.631	83.0	39.520	91.1	2:21.896	
6	34.711	88.6	1:09.654	85.8			2:30.889	
7	Out	97.9	1:07.146	88.3	36.353	93.2	3:23.234	P
8	32.721	101.6	1:04.470	88.6	36.438	92.6	2:13.629	
9	33.134	100.9	1:04.350	88.4	36.292	93.1	2:13.776	
10	32.786	103.0	1:04.366	87.7	36.312	89.9	2:13.464	
11	32.845	102.2	1:06.723	76.0			2:34.982	
12	Out	80.3	1:13.919	72.2	In		4:22.192	P

32 Skipworth-Dean (E) — Jaguar E-type

lap	Sect-1	Speed	Sect-2	Speed	Sect-3	Speed	Laptime	Pit
1	Out	88.6	1:13.104	77.4	40.110	89.0	2:27.669	
2	37.242	93.0	1:11.072	80.7	40.097	93.2	2:28.411	
3	35.779	94.7	1:08.654	81.1	39.480	94.3	2:23.913	
4	35.238	95.9	1:08.882	81.8	40.838	82.2	2:24.958	
5	36.421	96.0	1:11.769	81.3	40.093	90.1	2:28.283	
6	35.693	93.6	1:09.000	83.5	39.493	93.9	2:24.186	
7	35.137	94.4	1:07.612	85.3	38.500	92.0	2:21.249	
8	35.289	91.6	1:10.638	82.2			2:32.122	
9	Out	103.6	1:11.324	88.7	36.378	102.8	3:41.844	P
10	33.371	103.5	1:04.645	86.0	36.708	96.7	2:14.724	
11	33.395	103.6	1:03.811	91.8	36.369	95.0	2:13.575	
12	31.585	108.4	1:01.725	94.4	35.614	99.6	2:08.924	
13	31.624	108.8	1:01.919	90.5	35.740	101.9	2:09.283	
14								

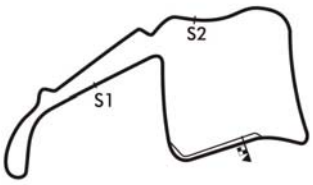

Session Start: 15:31:52 - Finish: 16:02:02
Weather/Track Conditions: Bright/Dry
Circuit: Oulton Park International
Track Length: 4.332 Km - 2.6918 miles
Printed: 25-08-2018 - 16:08

MST
Results: www.mstworld.com. Live Timing: https://livetiming.getraceresults.com/mst. Email: timing@mstworld.com

Oulton Park Gold Cup Historic Race Meeting - 25 - 27 Aug 2018

Jaguar Classic Challenge

Qualifying for Race 8 - Sector Analysis

33 Paul Kennelly (A) — Jaguar XK150S

lap	Sect-1	Speed	Sect-2	Speed	Sect-3	Speed	Laptime	Pit	lap	Sect-1	Speed	Sect-2	Speed	Sect-3	Speed	Laptime	Pit
1	Out	96.4	1:10.365	86.8	37.801	93.1	2:19.973		8	33.341	95.3	1:08.108	85.8	37.355	89.3	2:18.804	
2	33.764	101.0	1:05.145	86.5	37.042	94.0	2:15.951		9	32.990	101.9	1:04.272	87.6	36.430	94.7	2:13.692	
3	33.213	96.4	1:05.110	88.1	37.234	94.0	2:15.557		10	32.737	102.7	1:04.714	87.1	36.674	95.0	2:14.125	
4	33.138	102.4	1:04.651	88.7	36.411	95.5	2:14.200		11	32.749	101.3	1:04.319	87.2	36.046	95.6	2:13.114	
5	33.093	100.7	1:04.838	89.1	37.135	95.2	2:15.066		12	32.433	101.6	1:04.522	87.6	36.115	94.4	2:13.070	
6	33.015	102.2	1:05.205	88.6	37.960	93.0	2:16.180		13	32.664	101.2	1:04.867	85.3	36.476	94.8	2:14.007	
7	33.594	100.4	1:06.869	85.4	36.875	94.4	2:17.338		14	33.211	101.3	1:04.167	87.5	36.673	78.4	2:14.051	

35 Robert Gate (I) — Jaguar E-type

lap	Sect-1	Speed	Sect-2	Speed	Sect-3	Speed	Laptime	Pit	lap	Sect-1	Speed	Sect-2	Speed	Sect-3	Speed	Laptime	Pit
1	Out	93.2	1:07.807	86.5	38.593	96.6	2:18.523		8	32.887	96.3	1:03.387	89.9	36.190	98.9	2:12.464	
2	33.015	94.5	1:04.035	90.4	37.194	95.9	2:14.244		9	31.396	106.6	1:02.892	85.6	36.188	97.4	2:10.476	
3	31.487	105.9	1:03.410	90.3	36.326	97.4	2:11.223		10	32.346	106.1	1:02.080	89.3	35.661	98.3	2:10.087	
4	32.578	106.1	1:02.804	91.0	36.062	95.1	2:11.444		11	31.369	106.4	1:02.095	90.4	35.887	98.0	2:09.351	
5	35.282	103.5	1:03.321	93.1	36.099	96.5	2:14.702		12	31.245	107.6	1:01.680	90.3	35.359	100.0	2:08.284	
6	31.530	106.7	1:02.236	90.7	35.729	97.7	2:09.495		13	31.905	107.2	1:01.822	91.7	35.278	97.1	2:09.005	
7	31.699	107.2	1:02.431	90.7	35.667	97.4	2:09.797		14	31.264	105.4	1:03.124	90.0	35.665	96.3	2:10.053	

39 Russell-Jardine (F) — Jaguar E-type

lap	Sect-1	Speed	Sect-2	Speed	Sect-3	Speed	Laptime	Pit	lap	Sect-1	Speed	Sect-2	Speed	Sect-3	Speed	Laptime	Pit
1	Out	108.4	1:03.672	95.6	35.181	103.0	2:08.794		8	30.474	109.5	1:01.713	95.5	34.244	102.8	2:06.431	
2	30.896	110.6	1:00.789	96.6	34.174	104.4	2:05.859		9	30.459	109.5	1:00.704	91.6	34.489	101.4	2:05.652	
3	30.485	110.0	1:00.667	96.3	34.414	103.0	2:05.566		10	30.497	111.3	59.660	95.3	34.219	100.9	2:04.376	
4	30.962	109.3	1:00.365	95.6	34.328	102.2	2:05.655		11	30.697	110.0	59.454	93.6	34.787	100.9	2:04.938	
5	30.855	109.9	1:00.988	95.5	34.757	101.3	2:06.600		12	30.487	110.2	59.821	94.8	34.254	101.7	2:04.562	
6	30.941	110.4	1:00.122	96.1			2:11.680		13	30.557	111.5	59.354	94.3	34.035	102.6	2:03.946	
7	Out	107.8	1:00.775	94.5	34.145	103.0	3:15.381	P	14	30.482	111.8	1:04.520	64.2			2:31.644	

55 Melling-Minshaw (D) — Jaguar E-type

lap	Sect-1	Speed	Sect-2	Speed	Sect-3	Speed	Laptime	Pit	lap	Sect-1	Speed	Sect-2	Speed	Sect-3	Speed	Laptime	Pit
1	34.032	96.4	1:07.437	88.0	37.985	90.5	2:19.454		7	31.174	107.2	1:00.975	91.5	34.504	98.7	2:06.653	
2	33.556	101.6	1:06.452	84.6	37.908	93.2	2:17.916		8	30.840	106.6	1:00.616	92.8	34.275	99.5	2:05.731	
3	33.714	102.4	1:05.673	87.7	37.505	94.2	2:16.892		9	30.483	107.4	1:00.188	93.4	34.089	99.0	2:04.760	
4	33.755	97.7	1:05.613	84.0	37.091	95.1	2:16.459		10	30.636	107.9	1:00.628	93.4	33.881	99.6	2:05.145	
5	33.472	101.9	1:05.143	84.5			2:24.176		11	30.493	107.6	1:00.095	92.1	34.133	100.0	2:04.721	
6	Out	106.4	1:03.777	87.6	35.167	99.0	3:48.852	P	12	30.416	107.6	59.841	92.0	34.109	99.5	2:04.366	

72 Jamie Boot (E) — Jaguar E-type

lap	Sect-1	Speed	Sect-2	Speed	Sect-3	Speed	Laptime	Pit	lap	Sect-1	Speed	Sect-2	Speed	Sect-3	Speed	Laptime	Pit
1	Out	102.4	1:07.002	91.0	35.752	97.4	2:13.727		8	Out	110.4	59.877	101.0	34.047	107.9	3:05.730	P
2	32.797	107.4	1:00.752	100.0	35.252	101.1	2:08.801		9	30.357	102.4	1:00.159	101.9	33.468	106.7	2:03.984	
3	31.122	112.0	59.307	100.3	33.679	107.2	2:04.108		10	30.312	114.9	58.659	93.6	35.087	108.4	2:04.058	
4	30.709	113.2	59.223	101.0	33.301	109.2	2:03.233		11	30.336	115.3	59.075	100.6	33.294	106.6	2:02.705	
5	30.013	114.9	58.028	100.0	32.944	108.3	2:00.985		12	30.367	114.5	58.506	100.9	33.115	109.0	2:01.988	
6	30.078	115.7	58.223	103.2	33.150	110.2	2:01.451		13	30.102	115.9	59.216	99.2	34.868	98.1	2:04.186	
7	31.439	110.0	1:02.568	95.9			2:16.596		14	31.894	109.0	1:02.642	93.6	35.930	94.7	2:10.466	

73 Sugden-Lawson (E) — Jaguar E-type

lap	Sect-1	Speed	Sect-2	Speed	Sect-3	Speed	Laptime	Pit	lap	Sect-1	Speed	Sect-2	Speed	Sect-3	Speed	Laptime	Pit
1	Out	87.1	1:08.750	83.0	42.014	98.7	2:25.876		8	33.303	99.4	1:04.116	91.7	36.206	101.3	2:13.625	
2	32.605	98.7	1:05.925	90.1	36.088	103.4	2:14.618		9	32.315	103.3	1:04.636	88.3	36.366	101.7	2:13.317	
3	32.881	107.4	1:03.444	93.0	35.576	103.1	2:11.901		10	31.591	109.0	1:02.858	85.9	36.671	98.3	2:11.120	
4	31.926	107.2	1:01.334	98.2	34.803	103.4	2:08.063		11	31.871	100.4	1:03.539	92.1	34.975	101.6	2:10.385	
5	34.354	101.8	1:02.587	93.7			2:19.431		12	31.781	107.6	1:03.631	92.3	35.303	100.5	2:10.715	
6	Out	89.8	1:07.200	89.2	37.547	94.2	3:51.605	P	13	31.886	108.1	1:03.567	93.0	36.600	96.0	2:12.053	
7	34.324	102.4	1:05.096	92.3	36.578	98.0	2:15.998		14								

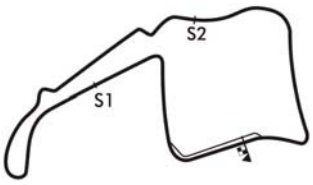

Session Start: 15:31:52 - Finish: 16:02:02
Weather/Track Conditions: Bright/Dry
Circuit: Oulton Park International
Track Length: 4.332 Km - 2.6918 miles
Printed: 25-08-2018 - 16:08

MST
Results: www.mstworld.com. Live Timing: https://livetiming.getraceresults.com/mst. Email: timing@mstworld.com

Oulton Park Gold Cup Historic Race Meeting - 25 - 27 Aug 2018

Jaguar Classic Challenge

Qualifying for Race 8 - Sector Analysis

82 Bob Binfield (D) — Jaguar E-type

lap	Sect-1	Speed	Sect-2	Speed	Sect-3	Speed	Laptime	Pit
1							2:12.542	
2							2:09.013	
3							2:16.899	
4							2:10.991	
5							2:08.611	
6							2:37.545	
7	Out	92.0	1:03.789	91.7	35.205	97.7	6:01.250	P
8	30.965	108.8	1:01.290	93.4	34.932	99.7	2:07.187	
9	31.421	109.1	1:01.815	92.5	34.689	99.2	2:07.925	
10	31.272	108.3	1:04.419	78.5			2:21.838	

133 Minshaw-Keen (E) — Jaguar E-type

lap	Sect-1	Speed	Sect-2	Speed	Sect-3	Speed	Laptime	Pit
1	29.260	122.8	57.977	103.8	32.082	115.3	1:59.319	
2	29.344	119.3	56.670	109.0	31.798	112.3	1:57.812	
3	28.837	120.6	55.990	101.6	32.253	113.0	1:57.080	
4	28.732	119.8	56.470	107.1	31.621	113.2	1:56.823	
5	28.722	120.8	56.821	97.8	34.576	113.6	2:00.119	
6	29.040	120.8	56.151	107.1	32.593	112.1	1:57.784	
7	3:40.713	116.5	57.644	106.1	31.884	112.3	5:10.241	
8	28.591	119.8	55.630	107.1	31.477	114.0	1:55.698	
9	28.596	118.9	55.576	107.8	31.498	112.8	1:55.670	
10	28.177	121.9	55.284	108.4	31.399	113.8	1:54.860	
11	28.207	119.8	55.622	108.8	31.520	113.6	1:55.349	
12	28.208	121.0	55.710	107.4			2:04.848	

145 Riley-Short (E) — Jaguar E-type

lap	Sect-1	Speed	Sect-2	Speed	Sect-3	Speed	Laptime	Pit
1	Out	116.9	1:00.660	101.0	32.818	109.3	2:01.806	
2	29.096	118.7	56.919	104.9	32.459	109.7	1:58.474	
3	28.802	119.5	57.080	102.2	32.109	111.7	1:57.991	
4	29.039	120.0	56.843	104.6	31.921	110.0	1:57.803	
5	28.639	120.2	56.431	104.1	31.858	110.8	1:56.928	
6	29.133	118.9	56.913	103.5	32.102	109.7	1:58.148	
7	29.345	120.8	57.472	103.3	32.150	112.3	1:58.967	
8	28.903	120.6	57.069	99.5	32.779	105.6	1:58.751	
9	30.013	119.3	57.508	101.6			2:06.078	
10	Out	110.9	1:02.578	95.5	35.360	101.6	3:12.998	P
11	45.167	85.0	1:04.389	93.0	35.447	103.1	2:25.003	
12	30.795	116.7	1:02.234	93.5	34.405	104.6	2:07.434	
13	34.826	116.3	1:00.929	98.8	34.560	106.1	2:10.315	
14	31.448	114.3	1:02.217	98.5	39.309	106.7	2:12.974	

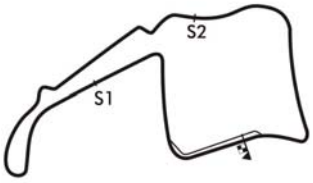

Session Start: 15:31:52 - Finish: 16:02:02
Weather/Track Conditions: Bright/Dry
Circuit: Oulton Park International
Track Length: 4.332 Km - 2.6918 miles
Printed: 25-08-2018 - 16:08

MST
Results: www.mstworld.com. Live Timing: https://livetiming.getraceresults.com/mst. Email: timing@mstworld.com

Oulton Park Gold Cup Historic Race Meeting - 25 - 27 Aug 2018

Jaguar Classic Challenge

Qualifying for Race 8 - Best Sector Times

	SECTOR 1			SECTOR 2			SECTOR 3		
	NO	TIME	LAP	NO	TIME	LAP	NO	TIME	LAP
1	133	28.177	10	133	55.284	10	133	31.399	10
2	21	28.583	3	21	56.401	3	145	31.858	5
3	145	28.639	5	145	56.431	5	21	31.892	3
4	27	29.114	6	27	57.218	4	27	32.349	5
5	11	29.439	11	11	57.866	10	72	32.944	5
6	72	30.013	5	72	58.028	5	11	33.219	7
7	55	30.416	12	39	59.354	13	12	33.331	5
8	39	30.459	9	12	59.580	13	55	33.881	10
9	12	30.495	5	55	59.841	12	39	34.035	13
10	15	30.918	7	82	1:01.290	8	82	34.689	9
11	82	30.965	8	73	1:01.334	4	73	34.803	4
12	35	31.245	12	35	1:01.680	12	35	35.278	13
13	32	31.585	12	32	1:01.725	12	15	35.280	6
14	73	31.591	10	15	1:02.118	7	32	35.614	12
15	33	32.433	12	33	1:04.167	14	33	36.046	11
16	30	32.721	8	30	1:04.350	9	30	36.292	9

IDEAL / BEST LAP COMPARISON

NO	NAME	BEST	IN	IDEAL	DIFF
133	Minshaw-Keen	1:54.860	10	1:54.860	+0.000
21	Graeme Dodd	1:56.876	3	1:56.876	+0.000
145	Riley-Short	1:56.928	5	1:56.928	+0.000
27	Ziegler-Stretton	1:58.977	4	1:58.681	+0.296
11	Farrell-Coyne	2:00.676	11	2:00.524	+0.152
72	Jamie Boot	2:00.985	5	2:00.985	+0.000
39	Russell-Jardine	2:03.946	13	2:03.848	+0.098
12	G.Bull-A.Bull	2:03.967	5	2:03.406	+0.561
55	Melling-Minshaw	2:04.366	12	2:04.138	+0.228
82	Bob Binfield	2:07.187	8	2:06.944	+0.243
73	Sugden-Lawson	2:08.063	4	2:07.728	+0.335
35	Robert Gate	2:08.284	12	2:08.203	+0.081
15	Paul Castaldini	2:08.374	7	2:08.316	+0.058
32	Skipworth-Dean	2:08.924	12	2:08.924	+0.000
33	Paul Kennelly	2:13.070	12	2:12.646	+0.424
30	Salisbury-Dowd	2:13.464	10	2:13.363	+0.101

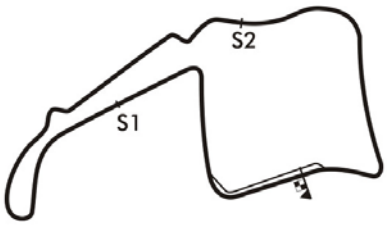

Session Start: 15:31:52 - Finish: 16:02:02
Weather/Track Conditions: Bright/Dry
Circuit: Oulton Park International
Track Length: 4.332 Km - 2.6918 miles

Printed: 25-08-2018 - 16:08

Oulton Park Gold Cup Historic Race Meeting - 25 - 27 Aug 2018

Jaguar Classic Challenge

Qualifying for Race 8 - Best Sector Speeds

	NO	SECTOR 1	MPH	NO	SECTOR 2	MPH	NO	SECTOR 3	MPH
1	133	Minshaw-Keen	122.8	133	Minshaw-Keen	109.0	133	Minshaw-Keen	115.3
2	21	Graeme Dodd	121.0	21	Graeme Dodd	107.1	21	Graeme Dodd	113.0
3	145	Riley-Short	120.8	145	Riley-Short	104.9	145	Riley-Short	112.3
4	27	Ziegler-Stretton	116.7	72	Jamie Boot	103.2	72	Jamie Boot	110.2
5	72	Jamie Boot	115.9	27	Ziegler-Stretton	100.9	27	Ziegler-Stretton	106.6
6	15	Paul Castaldini	112.2	12	G.Bull-A.Bull	99.2	12	G.Bull-A.Bull	105.2
7	11	Farrell-Coyne	111.8	73	Sugden-Lawson	98.2	39	Russell-Jardine	104.4
8	39	Russell-Jardine	111.8	11	Farrell-Coyne	97.5	11	Farrell-Coyne	103.8
9	12	G.Bull-A.Bull	111.7	39	Russell-Jardine	96.6	73	Sugden-Lawson	103.4
10	82	Bob Binfield	109.1	15	Paul Castaldini	95.2	32	Skipworth-Dean	102.8
11	73	Sugden-Lawson	109.0	32	Skipworth-Dean	94.4	15	Paul Castaldini	101.3
12	32	Skipworth-Dean	108.8	55	Melling-Minshaw	93.4	35	Robert Gate	100.0
13	55	Melling-Minshaw	107.9	82	Bob Binfield	93.4	55	Melling-Minshaw	100.0
14	35	Robert Gate	107.6	35	Robert Gate	93.1	82	Bob Binfield	99.7
15	30	Salisbury-Dowd	103.0	33	Paul Kennelly	89.1	33	Paul Kennelly	95.6
16	33	Paul Kennelly	102.7	30	Salisbury-Dowd	88.6	30	Salisbury-Dowd	93.2

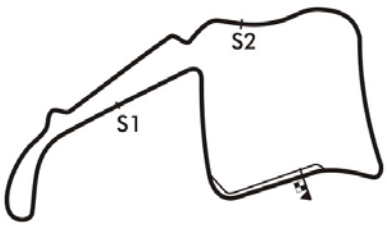

Session Start: 15:31:52 - Finish: 16:02:02
Weather/Track Conditions: Bright/Dry
Circuit: Oulton Park International
Track Length: 4.332 Km - 2.6918 miles

Printed: 25-08-2018 - 16:08

Oulton Park Gold Cup Historic Race Meeting - 25 - 27 Aug 2018

Jaguar Classic Challenge

Race 8 - Starting Grid

Sheet No:

Start Time : 16:40 - Heat Duration : 40 Minutes

ROW							
8	15	33	Paul Kennelly	16	30	Salisbury-Dowd
7	13	15	Paul Castaldini	14	32	Skipworth-Dean
6	11	73	Sugden-Lawson	12	35	Robert Gate
5	9	55	Melling-Minshaw	10	82	Bob Binfield
4	7	39	Russell-Jardine	8	12	G.Bull-A.Bull
3	5	11	Farrell-Coyne	6	72	Jamie Boot
2	3	145	Riley-Short	4	27	Ziegler-Stretton
1	1	133	Minshaw-Keen	2	21	Graeme Dodd

Pole Right

Circuit: Oulton Park International
Track Length: 4.332 Km - 2.6918 miles

These results are provisional until the conclusion of any judicial and technical matters.

Clerk of the Course:	Timekeeper:	Issued at:
Julian Floyd	Nick Palmer	

Oulton Park Gold Cup Historic Race Meeting - 25 - 27 Aug 2018

Jaguar Classic Challenge

Race 8 - Classification

Sheet No:

POS	NO	DRIVER/S	CLASS	CLASS POS	CAR MAKE / MODEL	TIME	LAPS	GAP	DIFF	MPH	BEST	ON
1	133	Jon Minshaw-Phil Keen	E	1	Jaguar E-type	38:46.420	16	-- 16 laps		66.64	2:17.945	16
2	11	Dave Coyne-Robert Farrell	F	1	Jaguar E-type	39:04.488	16	18.068	18.068	66.13	2:19.755	5
3	27	Martin Stretton-Stefan Ziegler	E	2	Jaguar E-type	40:49.972	16	2:03.552	1:45.484	63.28	2:20.533	6
4	145	Ben Short-Nick Riley	E	3	Jaguar E-type	41:03.437	16	2:17.017	13.465	62.94	2:19.646	3
5	21	Graeme Dodd	E	4	Jaguar E-type	41:04.966	16	2:18.546	1.529	62.90	2:26.314	2
6	82	Bob Binfield	D	1	Jaguar E-type	39:28.168	15	-- 15 laps	50.742	61.38	2:28.012	15
7	72	Jamie Boot	E	5	Jaguar E-type	39:29.196	15	1.028	1.028	61.35	2:28.393	15
8	39	Mark Russell-Tony Jardine	F	2	Jaguar E-type	39:30.266	15	2.098	1.070	61.32	2:27.574	15
9	55	Martin Melling-Jason Minshaw	D	2	Jaguar E-type	40:05.547	15	37.379	35.281	60.42	2:26.193	10
10	12	Grahame Bull-Alan Bull	F	3	Jaguar E-type	40:28.974	15	1:00.806	23.427	59.84	2:31.003	15
11	33	Paul Kennelly	A	1	Jaguar XK150S	40:32.879	15	1:04.711	3.905	59.74	2:34.264	10
12	73	Peter Sugden-Stuart Lawson	E	6	Jaguar E-type	40:39.609	15	1:11.441	6.730	59.58	2:29.998	8
13	15	Paul Castaldini	E	7	Jaguar E-type	40:54.255	15	1:26.087	14.646	59.22	2:34.061	6
14	30	Robert Salisbury-Michael Dowd	I	1	Jaguar Mk1	38:51.709	14	-- 14 laps	38.286	58.18	2:33.760	14
15	35	Robert Gate	I	2	Jaguar E-type	39:06.630	14	14.921	14.921	57.81	2:35.838	12

---------- FASTEST LAP SUMMARY ----------

NO	DRIVER/S	CLASS	CAR MAKE / MODEL	FASTEST LAP	ON	MPH
133	Minshaw-Keen	E	Jaguar E-type	2:17.945	16	70.25
11	Coyne-Farrell	F	Jaguar E-type	2:19.755	5	69.34
55	Melling-Minshaw	D	Jaguar E-type	2:26.193	10	66.29
30	Salisbury-Dowd	I	Jaguar Mk1	2:33.760	14	63.02
33	Paul Kennelly	A	Jaguar XK150S	2:34.264	10	62.82

Car 133 - no working transponder (until pit stop).

Session Start: 16:31:00 - Finish: 17:09:46
Weather/Track Conditions: Overcast/Wet
Circuit: Oulton Park International
Track Length: 4.332 Km - 2.6918 miles

These results are provisional until the conclusion of any judicial and technical matters.

Clerk of the Course:	Timekeeper:	Issued at:
Julian Floyd	Nick Palmer	

Oulton Park Gold Cup Historic Race Meeting - 25 - 27 Aug 2018

Jaguar Classic Challenge

Race 8 - Sector Analysis

11 Coyne-Farrell (F) — Jaguar E-type

lap	Sect-1	Speed	Sect-2	Speed	Sect-3	Speed	Laptime	Pit	lap	Sect-1	Speed	Sect-2	Speed	Sect-3	Speed	Laptime	Pit
1		105.7	1:08.816	87.3	38.244	97.9	2:27.800		9	33.913	105.6	1:09.431	88.7	38.018	98.9	2:21.362	
2	35.244	106.4	1:09.623	87.0	38.077	98.4	2:22.944		10	33.585	107.2	1:08.290	88.9	38.160	99.0	2:20.035	
3	34.091	106.4	1:08.004	88.4	38.039	98.4	2:20.134		11	33.938	108.1	1:09.465	88.7			2:26.570	
4	33.838	105.9	1:08.104	88.1	38.429	99.0	2:20.371		12	Out	105.1	1:09.267	88.5	38.411	96.5	3:39.114	P
5	33.607	107.1	1:07.947	90.1	38.201	98.3	2:19.755		13	34.086	105.6	1:08.386	85.8	37.957	97.1	2:20.429	
6	33.999	106.7	1:08.221	89.1	38.111	98.7	2:20.331		14	33.883	107.6	1:08.762	88.9	38.625	96.2	2:21.270	
7	33.647	105.7	1:08.062	88.9	39.199	98.9	2:20.908		15	34.851	105.2	1:08.638	89.5	37.869	97.3	2:21.358	
8	34.391	107.1	1:08.598	89.5	37.962	99.5	2:20.951		16	33.794	107.2	1:08.699	87.7	38.663	97.3	2:21.156	

12 G.Bull-A.Bull (F) — Jaguar E-type

lap	Sect-1	Speed	Sect-2	Speed	Sect-3	Speed	Laptime	Pit	lap	Sect-1	Speed	Sect-2	Speed	Sect-3	Speed	Laptime	Pit
1		97.2	1:13.961	76.1	43.053	82.9	2:42.494		9	Out	92.0	1:31.388	71.3	42.557	83.1	4:21.061	P
2	38.344	91.8	1:16.052	76.7	41.909	85.7	2:36.305		10	37.960	90.1	1:14.790	76.3	41.251	85.7	2:34.001	
3	38.024	94.1	1:13.483	78.4	41.236	90.5	2:32.743		11	37.792	94.4	1:13.740	80.4	40.659	86.8	2:32.191	
4	45.833	74.7	1:14.860	69.5	42.524	87.8	2:43.217		12	37.068	97.0	1:15.146	78.2	41.526	84.7	2:33.740	
5	38.060	94.4	1:13.895	76.1	42.008	88.0	2:33.963		13	36.763	97.8	1:13.721	82.0	40.887	86.4	2:31.371	
6	38.335	93.6	1:13.476	77.1	41.272	91.2	2:33.083		14	37.187	97.5	1:14.595	78.6	42.659	83.1	2:34.441	
7	36.730	95.3	1:13.367	77.2	41.076	88.6	2:31.173		15	37.354	96.1	1:13.054	83.1	40.595	87.8	2:31.003	
8	36.705	95.2	1:13.223	77.1			2:38.188		16								

15 Paul Castaldini (E) — Jaguar E-type

lap	Sect-1	Speed	Sect-2	Speed	Sect-3	Speed	Laptime	Pit	lap	Sect-1	Speed	Sect-2	Speed	Sect-3	Speed	Laptime	Pit
1		94.1	1:16.954	75.2	43.053	82.5	2:49.425		9	37.370	92.1	1:15.598	76.3	42.448	80.5	2:35.416	
2	37.745	95.5	1:16.124	74.2	43.620	81.6	2:37.489		10	37.553	94.1	1:16.027	72.9	43.575	81.9	2:37.155	
3	37.582	91.2	1:16.210	75.5	43.001	79.8	2:36.793		11	38.653	87.5	1:16.115	74.1	43.098	81.3	2:37.866	
4	38.380	92.5	1:17.790	73.4	42.937	82.6	2:39.107		12	37.273	91.5	1:26.573	76.0	43.267	81.5	2:47.113	
5	37.070	94.1	1:14.613	77.5	42.666	83.2	2:34.349		13	38.824	91.0	1:15.954	72.9	43.098	81.8	2:37.876	
6	36.960	97.0	1:14.618	79.5	42.483	85.2	2:34.061		14	38.537	89.9	1:16.358	77.6	43.559	82.0	2:38.454	
7	37.335	96.6	1:13.934	77.6			2:39.595		15	37.816	92.1	1:16.736	69.6	46.280	78.2	2:40.832	
8	Out	92.5	1:14.541	76.2	42.458	85.3	3:48.724	P	16								

21 Graeme Dodd (E) — Jaguar E-type

lap	Sect-1	Speed	Sect-2	Speed	Sect-3	Speed	Laptime	Pit	lap	Sect-1	Speed	Sect-2	Speed	Sect-3	Speed	Laptime	Pit
1		104.1	1:11.603	84.7	40.353	95.0	2:34.468		9	35.788	100.3	1:11.408	84.7	40.751	92.2	2:27.947	
2	35.265	103.3	1:10.571	85.0	40.478	92.1	2:26.314		10	35.776	99.4	1:11.748	84.5	40.749	90.8	2:28.273	
3	35.721	99.2	1:11.059	82.7	41.089	90.4	2:27.869		11	36.167	101.3	1:12.083	82.2	40.644	93.1	2:28.894	
4	36.182	100.0	1:11.171	83.0	41.501	89.5	2:28.854		12	35.632	100.6	1:11.734	85.7	40.675	90.1	2:28.041	
5	37.511	92.5	1:13.601	82.2	41.222	91.2	2:32.334		13	36.856	100.7	1:11.379	84.8	41.099	91.2	2:29.334	
6	36.417	100.3	1:12.555	84.4			2:35.571		14	36.376	97.4	1:11.275	83.1	40.455	90.7	2:28.106	
7	Out	98.7	1:11.371	84.6	41.058	88.3	3:42.458	P	15	36.171	96.0	1:11.595	85.0	40.482	91.8	2:28.248	
8	36.165	101.3	1:13.193	72.6	41.357	91.7	2:30.715		16	35.783	101.6	1:11.443	86.0	40.314	85.7	2:27.540	

27 Stretton-Ziegler (E) — Jaguar E-type

lap	Sect-1	Speed	Sect-2	Speed	Sect-3	Speed	Laptime	Pit	lap	Sect-1	Speed	Sect-2	Speed	Sect-3	Speed	Laptime	Pit
1		103.2	1:09.695	85.5	38.640	95.1	2:30.902		9	Out	89.8	1:12.495	81.5	40.619	91.7	4:01.958	P
2	34.992	102.2	1:09.466	83.2	38.715	97.9	2:23.173		10	36.491	101.2	1:23.448	78.0	40.822	93.0	2:40.761	
3	34.139	104.6	1:08.601	86.6	39.161	96.0	2:21.901		11	36.190	100.6	1:12.916	80.1	40.369	95.2	2:29.475	
4	34.341	103.8	1:10.152	82.9	38.296	94.4	2:22.789		12	36.167	99.4	1:12.802	82.8	40.833	93.8	2:29.802	
5	34.266	103.3	1:08.958	84.8	38.470	92.7	2:21.694		13	36.606	99.8	1:13.318	79.2	39.878	95.5	2:29.802	
6	33.838	104.1	1:08.284	84.3	38.411	94.0	2:20.533		14	36.241	100.7	1:12.214	81.6	40.605	93.1	2:29.060	
7	34.305	102.1	1:08.378	87.1	38.316	92.5	2:20.999		15	37.126	99.2	1:12.962	80.4	40.359	94.8	2:30.447	
8	34.219	102.1	1:08.823	84.0			2:26.156		16	36.951	97.5	1:12.575	81.5	40.994	87.1	2:30.520	

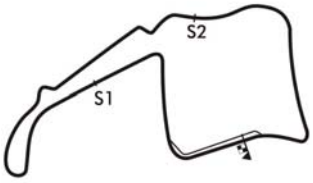

Session Start: 16:31:00 - Finish: 17:09:46
Weather/Track Conditions: Overcast/Wet
Circuit: Oulton Park International
Track Length: 4.332 Km - 2.6918 miles
Printed: 26-08-2018 - 17:13

MST
Results: www.mstworld.com. Live Timing: https://livetiming.getraceresults.com/mst. Email: timing@mstworld.com

Oulton Park Gold Cup Historic Race Meeting - 25 - 27 Aug 2018

Jaguar Classic Challenge

Race 8 - Sector Analysis

30 Salisbury-Dowd (I) — Jaguar Mk1

lap	Sect-1	Speed	Sect-2	Speed	Sect-3	Speed	Laptime	Pit
1		90.1	1:18.659	69.9	45.624	79.4	2:55.450	
2	40.403	87.2	1:17.120	74.7	46.729	81.6	2:44.252	
3	40.525	84.5	1:17.680	72.5	45.920	82.9	2:44.125	
4	39.792	88.6	1:19.095	75.3	44.686	83.8	2:43.573	
5	39.718	89.9	1:17.980	73.0	46.263	81.0	2:43.961	
6	39.685	80.1	1:18.326	73.2			2:50.829	
7	Out	95.6	1:16.489	74.0	43.775	84.7	3:59.259	P
8	38.127	97.0	1:16.016	75.8	42.896	86.2	2:37.039	
9	37.603	96.0	1:15.521	77.6	42.276	86.2	2:35.400	
10	37.430	95.7	1:15.486	75.6	42.656	90.7	2:35.572	
11	37.936	92.1	1:15.861	74.8	42.832	84.3	2:36.629	
12	37.349	95.5	1:15.092	75.2	43.533	86.2	2:35.974	
13	37.786	95.7	1:15.548	76.9	42.552	86.6	2:35.886	
14	37.214	97.2	1:14.871	75.8	41.675	90.2	2:33.760	

33 Paul Kennelly (A) — Jaguar XK150S

lap	Sect-1	Speed	Sect-2	Speed	Sect-3	Speed	Laptime	Pit
1		92.1	1:15.766	77.4	42.952	87.0	2:47.612	
2	37.688	94.0	1:15.328	78.5	43.016	86.3	2:36.032	
3	38.251	93.6	1:14.579	79.5	42.882	87.2	2:35.712	
4	38.068	92.2	1:16.575	74.4	43.443	86.2	2:38.086	
5	38.575	93.5	1:14.738	76.5	43.099	86.5	2:36.412	
6	38.033	94.1	1:15.610	79.7			2:43.385	
7	Out	92.6	1:13.731	82.6	42.638	86.8	3:49.601	P
8	37.551	93.9	1:14.867	79.9	42.515	89.4	2:34.933	
9	37.921	93.6	1:18.073	72.3	42.842	91.3	2:38.836	
10	37.497	93.6	1:14.684	77.8	42.083	91.5	2:34.264	
11	37.524	93.9	1:15.346	79.6	42.544	90.5	2:35.414	
12	38.091	93.6	1:15.380	77.4	42.040	87.1	2:35.511	
13	37.329	92.2	1:14.997	77.9	42.109	92.0	2:34.435	
14	37.341	90.6	1:16.837	79.8	43.667	81.1	2:37.845	
15	38.404	94.9	1:14.224	78.6	42.173	83.8	2:34.801	
16								

35 Robert Gate (I) — Jaguar E-type

lap	Sect-1	Speed	Sect-2	Speed	Sect-3	Speed	Laptime	Pit
1		87.8	1:21.110	73.4	45.928	83.7	2:57.565	
2	40.166	86.1	1:16.912	77.3	45.253	87.5	2:42.331	
3	38.498	91.6	1:17.739	73.8	44.780	85.4	2:41.017	
4	40.217	85.1	1:15.176	79.2	43.978	87.0	2:39.371	
5	39.132	87.1	1:16.225	78.5	43.095	83.1	2:38.452	
6	39.389	89.4	1:15.582	71.3	45.584	81.6	2:40.555	
7	38.550	90.1	1:19.616	67.0	47.719	77.1	2:45.885	
8	40.304	86.1	1:17.000	79.1	43.682	84.2	2:40.986	
9	39.514	86.2	1:18.588	75.6			2:49.717	
10	Out	88.3	1:16.216	79.4	43.435	89.2	4:01.110	P
11	37.950	91.5	1:17.398	80.2	42.806	86.6	2:38.154	
12	37.659	91.0	1:15.231	79.4	42.948	85.5	2:35.838	
13	38.521	88.0	1:15.498	79.8	43.789	86.7	2:37.808	
14	38.629	88.8	1:16.187	82.7	43.025	85.1	2:37.841	

39 Russell-Jardine (F) — Jaguar E-type

lap	Sect-1	Speed	Sect-2	Speed	Sect-3	Speed	Laptime	Pit
1		98.7	1:14.275	76.9	42.987	87.4	2:41.524	
2	38.812	97.0	1:15.503	78.8	42.379	89.4	2:36.694	
3	37.489	98.7	1:13.926	79.8	41.253	92.3	2:32.668	
4	37.304	97.2	1:14.631	81.4	41.654	90.6	2:33.589	
5	37.458	98.1	1:13.677	80.2	41.723	92.2	2:32.858	
6	37.533	100.1	1:12.818	81.0	40.987	92.3	2:31.338	
7	36.961	100.0	1:12.869	81.1	41.115	90.8	2:30.945	
8	37.563	100.1	1:13.030	80.4			2:37.675	
9	Out	95.6	1:13.590	78.1	41.598	88.2	3:58.961	P
10	36.752	101.0	1:13.661	78.7	41.488	89.4	2:31.901	
11	36.103	102.2	1:11.982	86.8	41.269	89.7	2:29.354	
12	36.002	102.4	1:12.183	82.0	40.844	90.0	2:29.029	
13	35.945	103.3	1:11.492	81.0	41.144	90.5	2:28.581	
14	36.265	101.8	1:11.088	84.5	40.222	93.5	2:27.575	
15	35.432	101.3	1:11.957	77.9	40.185	92.5	2:27.574	
16								

55 Melling-Minshaw (D) — Jaguar E-type

lap	Sect-1	Speed	Sect-2	Speed	Sect-3	Speed	Laptime	Pit
1		86.0	1:20.301	74.4	44.115	83.1	2:53.491	
2	38.798	90.3	1:18.443	70.7	45.988	81.5	2:43.229	
3	40.260	85.7	1:19.373	67.9	46.394	83.7	2:46.027	
4	40.365	87.2	1:18.885	74.8	44.593	83.8	2:43.843	
5	39.992	87.7	1:18.427	74.4			2:50.709	
6	Out	98.5	1:11.146	79.0	40.551	94.0	3:45.532	P
7	36.226	100.0	1:11.571	83.6	40.523	97.0	2:28.320	
8	35.803	101.6	1:12.233	84.6	40.012	94.7	2:28.048	
9	36.101	97.7	1:14.899	84.4	40.378	97.1	2:31.378	
10	35.454	103.2	1:11.088	86.8	39.651	97.6	2:26.193	
11	36.035	99.4	1:11.862	85.8	39.955	96.9	2:27.852	
12	35.798	98.7	1:12.470	85.0	41.070	89.7	2:29.338	
13	38.097	98.8	1:11.724	85.4	41.463	91.3	2:31.284	
14	36.778	96.6	1:12.188	83.2	40.837	92.0	2:29.803	
15	37.255	94.8	1:11.767	83.9	41.478	90.1	2:30.500	
16								

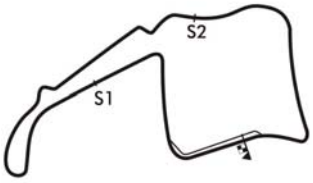

Session Start: 16:31:00 - Finish: 17:09:46
Weather/Track Conditions: Overcast/Wet
Circuit: Oulton Park International
Track Length: 4.332 Km - 2.6918 miles
Printed: 26-08-2018 - 17:13

Oulton Park Gold Cup Historic Race Meeting - 25 - 27 Aug 2018

Jaguar Classic Challenge

Race 8 - Sector Analysis

72 Jamie Boot (E) — Jaguar E-type

lap	Sect-1	Speed	Sect-2	Speed	Sect-3	Speed	Laptime	Pit	lap	Sect-1	Speed	Sect-2	Speed	Sect-3	Speed	Laptime	Pit
1		92.3	1:14.953	77.7	42.726	84.0	2:44.005		9	38.709	98.1	1:11.806	80.0	41.488	85.1	2:32.003	
2	38.467	95.9	1:15.122	78.9	42.341	85.2	2:35.930		10	37.520	99.8	1:12.880	80.9			2:37.150	
3	37.910	97.2	1:13.140	79.9	41.756	85.3	2:32.806		11	Out	96.7	1:12.567	81.1	41.169	88.1	3:44.831	P
4	38.510	90.6	1:13.063	80.5	41.729	84.9	2:33.302		12	37.822	94.1	1:14.106	80.7	41.081	87.2	2:33.009	
5	37.918	97.0	1:12.376	80.3	41.684	83.8	2:31.978		13	37.715	97.0	1:11.058	82.2	40.820	85.3	2:29.593	
6	37.704	98.8	1:12.660	78.6	41.537	86.4	2:31.901		14	38.087	99.8	1:12.172	80.2	40.695	86.8	2:30.954	
7	37.456	97.8	1:11.857	81.6	41.470	83.7	2:30.783		15	36.659	97.5	1:11.155	81.6	40.579	81.0	2:28.393	
8	37.641	98.1	1:12.443	79.2	42.474	86.3	2:32.558		16								

73 Sugden-Lawson (E) — Jaguar E-type

lap	Sect-1	Speed	Sect-2	Speed	Sect-3	Speed	Laptime	Pit	lap	Sect-1	Speed	Sect-2	Speed	Sect-3	Speed	Laptime	Pit
1		86.9	1:15.626	77.8	42.985	87.8	2:46.234		9	36.711	91.5	1:12.683	82.1	41.254	91.5	2:30.648	
2	37.869	92.6	1:15.078	79.7	42.674	92.6	2:35.621		10	37.375	98.7	1:13.217	81.8			2:36.341	
3	37.398	92.0	1:14.229	82.2	41.587	94.7	2:33.214		11	Out	82.1	1:21.245	67.6	45.669	79.2	4:08.032	P
4	37.491	91.1	1:14.189	80.9	41.888	88.9	2:33.568		12	40.954	84.1	1:18.130	74.4	44.673	81.9	2:43.757	
5	37.073	93.6	1:13.697	79.4	42.070	92.5	2:32.840		13	40.332	86.7	1:18.074	73.7	45.070	81.1	2:43.476	
6	36.767	99.4	1:13.085	82.0	40.868	94.7	2:30.720		14	41.108	87.3	1:16.893	76.4	44.094	79.7	2:42.095	
7	37.116	95.7	1:12.988	83.3	41.215	93.0	2:31.319		15	40.132	87.7	1:17.624	73.9	43.990	80.0	2:41.746	
8	36.263	96.8	1:12.922	82.7	40.813	93.5	2:29.998		16								

82 Bob Binfield (D) — Jaguar E-type

lap	Sect-1	Speed	Sect-2	Speed	Sect-3	Speed	Laptime	Pit	lap	Sect-1	Speed	Sect-2	Speed	Sect-3	Speed	Laptime	Pit
1		87.9	1:15.313	76.0	42.551	86.3	2:44.770		9	36.886	95.9	1:14.248	80.2	41.366	85.5	2:32.500	
2	38.097	88.6	1:15.631	78.4	42.166	88.0	2:35.894		10	37.019	94.3	1:13.040	80.0	41.261	88.6	2:31.320	
3	37.838	94.8	1:13.732	81.6	41.687	86.8	2:33.257		11	36.685	95.2	1:12.770	81.3	41.025	87.0	2:30.480	
4	37.971	91.3	1:13.697	80.5	41.934	86.4	2:33.602		12	37.488	88.7	1:13.971	79.7	41.429	86.7	2:32.888	
5	36.853	93.7	1:13.330	81.7	41.017	90.1	2:31.200		13	37.039	90.9	1:13.545	79.6	41.798	85.0	2:32.382	
6	37.506	93.9	1:13.214	81.5	41.362	82.9	2:32.082		14	36.557	93.1	1:13.307	82.6	40.688	87.3	2:30.552	
7	37.717	93.6	1:12.784	81.1			2:35.884		15	36.175	96.7	1:11.658	84.6	40.179	88.1	2:28.012	
8	Out	92.1	1:13.075	80.5	41.812	84.9	3:43.345	P	16								

133 Minshaw-Keen (E) — Jaguar E-type

lap	Sect-1	Speed	Sect-2	Speed	Sect-3	Speed	Laptime	Pit	lap	Sect-1	Speed	Sect-2	Speed	Sect-3	Speed	Laptime	Pit
1							2:28.572		9	Out	110.4	1:07.650	91.5	37.765	100.9	3:35.286	P
2							2:22.899		10	33.995	114.3	1:08.461	91.6	37.779	102.6	2:20.235	
3							2:20.389		11	34.187	110.6	1:07.048	93.1	37.553	102.5	2:18.788	
4							2:20.297		12	33.380	112.8	1:07.727	92.0	37.482	104.7	2:18.589	
5							2:21.120		13	33.643	106.9	1:07.412	92.5	37.489	105.6	2:18.544	
6							2:19.784		14	33.661	114.9	1:08.013	92.1	37.504	105.4	2:19.178	
7							2:19.892		15	33.278	115.7	1:07.924	92.6	37.371	103.6	2:18.573	
8							2:26.329		16	33.514	114.7	1:07.316	92.7	37.115	101.9	2:17.945	

145 Short-Riley (E) — Jaguar E-type

lap	Sect-1	Speed	Sect-2	Speed	Sect-3	Speed	Laptime	Pit	lap	Sect-1	Speed	Sect-2	Speed	Sect-3	Speed	Laptime	Pit
1		106.2	1:08.510	85.4	38.883	100.6	2:27.024		9	33.922	109.9	1:08.025	92.0	38.260	99.7	2:20.207	
2	35.533	107.8	1:08.148	89.4	38.144	98.7	2:21.825		10	34.264	110.0	1:08.329	91.1	38.041	98.9	2:20.634	
3	34.104	103.8	1:07.703	92.0	37.839	97.6	2:19.646		11	34.665	109.1	1:08.429	90.0			2:25.310	
4	33.752	111.3	1:08.309	90.0	38.196	99.6	2:20.257		12	Out	80.2	1:16.311	74.8	43.003	83.8	4:02.086	P
5	34.056	109.5	1:08.629	90.3	37.804	97.9	2:20.489		13	37.546	100.9	1:46.626	64.1	44.642	84.4	3:08.814	
6	34.744	108.8	1:08.239	91.6	37.699	100.5	2:20.682		14	39.173	94.0	1:16.522	78.0	42.902	88.1	2:38.597	
7	34.189	109.1	1:07.945	91.6	39.816	101.1	2:21.950		15	38.734	85.6	1:16.982	77.5	43.151	88.8	2:38.867	
8	33.900	109.5	1:08.249	92.6	38.157	98.0	2:20.306		16	37.278	95.1	1:16.863	81.5	42.602	89.5	2:36.743	

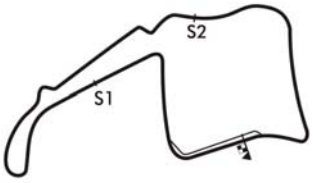

Session Start: 16:31:00 - Finish: 17:09:46
Weather/Track Conditions: Overcast/Wet
Circuit: Oulton Park International
Track Length: 4.332 Km - 2.6918 miles
Printed: 26-08-2018 - 17:13

MST
Results: www.mstworld.com. Live Timing: https://livetiming.getraceresults.com/mst. Email: timing@mstworld.com

Oulton Park Gold Cup Historic Race Meeting - 25 - 27 Aug 2018

Jaguar Classic Challenge

Race 8 - Best Sector Times

	SECTOR 1			SECTOR 2			SECTOR 3		
	NO	TIME	LAP	NO	TIME	LAP	NO	TIME	LAP
1	133	33.278	15	133	1:07.048	11	133	37.115	16
2	11	33.585	10	145	1:07.703	3	145	37.699	6
3	145	33.752	4	11	1:07.947	5	11	37.869	15
4	27	33.838	6	27	1:08.284	6	27	38.296	4
5	21	35.265	2	21	1:10.571	2	55	39.651	10
6	39	35.432	15	72	1:11.058	13	82	40.179	15
7	55	35.454	10	39	1:11.088	14	39	40.185	15
8	82	36.175	15	55	1:11.088	10	21	40.314	16
9	73	36.263	8	82	1:11.658	15	72	40.579	15
10	72	36.659	15	73	1:12.683	9	12	40.595	15
11	12	36.705	8	12	1:13.054	15	73	40.813	8
12	15	36.960	6	33	1:13.731	7	30	41.675	14
13	30	37.214	14	15	1:13.934	7	33	42.040	12
14	33	37.329	13	30	1:14.871	14	15	42.448	9
15	35	37.659	12	35	1:15.176	4	35	42.806	11

IDEAL / BEST LAP COMPARISON

NO	NAME	BEST	IN	IDEAL	DIFF
133	Minshaw-Keen	2:17.945	16	2:17.441	+0.504
145	Short-Riley	2:19.646	3	2:19.154	+0.492
11	Coyne-Farrell	2:19.755	5	2:19.401	+0.354
27	Stretton-Ziegler	2:20.533	6	2:20.418	+0.115
55	Melling-Minshaw	2:26.193	10	2:26.193	+0.000
21	Graeme Dodd	2:26.314	2	2:26.150	+0.164
39	Russell-Jardine	2:27.574	15	2:26.705	+0.869
82	Bob Binfield	2:28.012	15	2:28.012	+0.000
72	Jamie Boot	2:28.393	15	2:28.296	+0.097
73	Sugden-Lawson	2:29.998	8	2:29.759	+0.239
12	G.Bull-A.Bull	2:31.003	15	2:30.354	+0.649
30	Salisbury-Dowd	2:33.760	14	2:33.760	+0.000
15	Paul Castaldini	2:34.061	6	2:33.342	+0.719
33	Paul Kennelly	2:34.264	10	2:33.100	+1.164
35	Robert Gate	2:35.838	12	2:35.641	+0.197

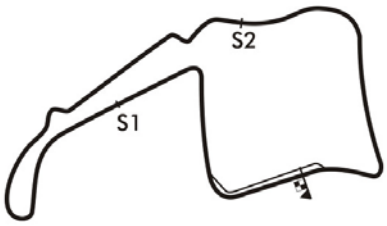

Session Start: 16:31:00 - Finish: 17:09:46
Weather/Track Conditions: Overcast/Wet
Circuit: Oulton Park International
Track Length: 4.332 Km - 2.6918 miles

Printed: 26-08-2018 - 17:23

Oulton Park Gold Cup Historic Race Meeting - 25 - 27 Aug 2018

Jaguar Classic Challenge

Race 8 - Best Sector Speeds

	NO	SECTOR 1	MPH	NO	SECTOR 2	MPH	NO	SECTOR 3	MPH
1	133	Minshaw-Keen	115.7	133	Minshaw-Keen	93.1	133	Minshaw-Keen	105.6
2	145	Short-Riley	111.3	145	Short-Riley	92.6	145	Short-Riley	101.1
3	11	Coyne-Farrell	108.1	11	Coyne-Farrell	90.1	11	Coyne-Farrell	99.5
4	27	Stretton-Ziegler	104.6	27	Stretton-Ziegler	87.1	27	Stretton-Ziegler	97.9
5	21	Graeme Dodd	104.1	39	Russell-Jardine	86.8	55	Melling-Minshaw	97.6
6	39	Russell-Jardine	103.3	55	Melling-Minshaw	86.8	21	Graeme Dodd	95.0
7	55	Melling-Minshaw	103.2	21	Graeme Dodd	86.0	73	Sugden-Lawson	94.7
8	72	Jamie Boot	99.8	82	Bob Binfield	84.6	39	Russell-Jardine	93.5
9	73	Sugden-Lawson	99.4	73	Sugden-Lawson	83.3	33	Paul Kennelly	92.0
10	12	G.Bull-A.Bull	97.8	12	G.Bull-A.Bull	83.1	12	G.Bull-A.Bull	91.2
11	30	Salisbury-Dowd	97.2	35	Robert Gate	82.7	30	Salisbury-Dowd	90.7
12	15	Paul Castaldini	97.0	33	Paul Kennelly	82.6	82	Bob Binfield	90.1
13	82	Bob Binfield	96.7	72	Jamie Boot	82.2	35	Robert Gate	89.2
14	33	Paul Kennelly	94.9	15	Paul Castaldini	79.5	72	Jamie Boot	88.1
15	35	Robert Gate	91.6	30	Salisbury-Dowd	77.6	15	Paul Castaldini	85.3

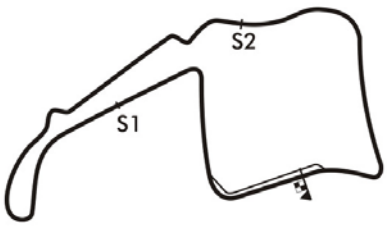

Session Start: 16:31:00 - Finish: 17:09:46
Weather/Track Conditions: Overcast/Wet
Circuit: Oulton Park International
Track Length: 4.332 Km - 2.6918 miles

Printed: 26-08-2018 - 17:23

Oulton Park Gold Cup Historic Race Meeting - 25 - 27 Aug 2018

Jaguar Classic Challenge

Race 8 - Lap Chart

Lap 1			Lap 2			Lap 3			Lap 4			Lap 5			Lap 6		
NO	Behind	Laptime	NO	Behind	Laptime	NO	Behind	Laptime	NO	Behind	Laptime	NO	Behind	Laptime	NO	Behind	Laptime
145		2:27.024	145		2:21.825	145		2:19.646	145		2:20.257	145		2:20.489	145		2:20.682
11	0.776	2:27.800	11	1.895	2:22.944	11	2.383	2:20.134	11	2.497	2:20.371	11	1.763	2:19.755	11	1.412	2:20.331
133	1.548	2:28.572	133	2.622	2:22.899	133	3.365	2:20.389	133	3.405	2:20.297	133	4.036	2:21.120	133	3.138	2:19.784
27	3.878	2:30.902	27	5.226	2:23.173	27	7.481	2:21.901	27	10.013	2:22.789	27	11.218	2:21.694	27	11.069	2:20.533
21	7.444	2:34.468	21	11.933	2:26.314	21	20.156	2:27.869	21	28.753	2:28.854	21	40.598	2:32.334	**21**	55.487	2:35.571
39	14.500	2:41.524	39	29.369	2:36.694	39	42.391	2:32.668	39	55.723	2:33.589	39	1:08.092	2:32.858	39	1:18.748	2:31.338
12	15.470	2:42.494	12	29.950	2:36.305	12	43.047	2:32.743	72	57.291	2:33.302	72	1:08.780	2:31.978	72	1:19.999	2:31.901
72	16.981	2:44.005	72	31.086	2:35.930	72	44.246	2:32.806	82	58.771	2:33.602	82	1:09.482	2:31.200	82	1:20.882	2:32.082
82	17.746	2:44.770	82	31.815	2:35.894	82	45.426	2:33.257	73	59.885	2:33.568	73	1:12.236	2:32.840	73	1:22.274	2:30.720
73	19.210	2:46.234	73	33.006	2:35.621	73	46.574	2:33.214	12	1:06.007	2:43.217	12	1:19.481	2:33.963	12	1:31.882	2:33.083
33	20.588	2:47.612	33	34.795	2:36.032	33	50.861	2:35.712	33	1:08.690	2:38.086	33	1:24.613	2:36.412	15	1:41.301	2:34.061
15	22.401	2:49.425	15	38.065	2:37.489	15	55.212	2:36.793	15	1:14.062	2:39.107	15	1:27.922	2:34.349	**33**	1:47.316	2:43.385
55	26.467	2:53.491	55	47.871	2:43.229	35	1:12.418	2:41.017	35	1:31.532	2:39.371	35	1:49.495	2:38.452	35	2:09.368	2:40.555
30	28.426	2:55.450	30	50.853	2:44.252	55	1:14.252	2:46.027	55	1:37.838	2:43.843	30	2:02.120	2:43.961			
35	30.541	2:57.565	35	51.047	2:42.331	30	1:15.332	2:44.125	30	1:38.648	2:43.573	**55**	2:08.058	2:50.709			

Session Start: 16:31:00 - Finish: 17:09:46
Weather/Track Conditions: Overcast/Wet
Circuit: Oulton Park International
Track Length: 4.332 Km - 2.6918 miles
Printed: 26-08-2018 - 17:23

MST
Results: www.mstworld.com. Live Timing: https://livetiming.getraceresults.com/mst. Email: timing@mstworld.com

Oulton Park Gold Cup Historic Race Meeting - 25 - 27 Aug 2018

Jaguar Classic Challenge

Race 8 - Lap Chart

Lap 7			Lap 8			Lap 9			Lap 10			Lap 11			Lap 12		
NO	Behind	Laptime	NO	Behind	Laptime	NO	Behind	Laptime	NO	Behind	Laptime	NO	Behind	Laptime	NO	Behind	Laptime
145		2:21.950	145		2:20.306	145		2:20.207	145		2:20.634	**145**		2:25.310	133		2:18.589
11	0.370	2:20.908	11	1.015	2:20.951	11	2.170	2:21.362	11	1.571	2:20.035	**11**	2.831	2:26.570	39	1 LAP	2:29.354
133	1.080	2:19.892	**133**	7.103	2:26.329	21	1 LAP	2:30.715	21	1 LAP	2:27.947	21	1 LAP	2:28.273	11	8.095	3:39.114
27	10.118	2:20.999	35	1 LAP	2:45.885	35	1 LAP	2:40.986	82	1 LAP	2:32.500	82	1 LAP	2:31.320	73	1 LAP	4:08.032
30	1 LAP	2:50.829	**27**	15.968	2:26.156	82	1 LAP	3:43.345	**35**	1 LAP	2:49.717	39	1 LAP	2:31.901	145	28.236	4:02.086
55	1 LAP	3:45.532	33	1 LAP	3:49.601	15	1 LAP	3:48.724	39	1 LAP	3:58.961	133	1:15.261	2:18.788	55	1 LAP	2:27.852
39	1:27.743	2:30.945	55	1 LAP	2:28.320	33	1 LAP	2:34.933	133	1:21.783	2:20.235	15	1 LAP	2:37.155	15	1 LAP	2:37.866
72	1:28.832	2:30.783	72	1:41.084	2:32.558	133	1:22.182	3:35.286	15	1 LAP	2:35.416	33	1 LAP	2:34.264	33	1 LAP	2:35.414
73	1:31.643	2:31.319	73	1:41.335	2:29.998	55	1 LAP	2:28.048	33	1 LAP	2:38.836	55	1 LAP	2:26.193	12	1 LAP	2:32.191
82	1:34.816	2:35.884	**39**	1:45.112	2:37.675	73	1:51.776	2:30.648	55	1 LAP	2:31.378	12	1 LAP	2:34.001	27	1:17.963	2:29.802
12	1:41.105	2:31.173	30	1 LAP	3:59.259	72	1:52.880	2:32.003	12	1 LAP	4:21.061	27	2:22.011	2:29.475	30	1 LAP	2:36.629
15	1:58.946	2:39.595	**12**	1:58.987	2:38.188	27	1:57.719	4:01.958	**73**	2:07.483	2:36.341	30	1 LAP	2:35.572	21	1:39.558	2:28.041
21	2:15.995	3:42.458				30	1 LAP	2:37.039	**72**	2:09.396	2:37.150	35	1 LAP	4:01.110	35	1 LAP	2:38.154
									27	2:17.846	2:40.761	21	2:45.367	2:28.894			
									30	1 LAP	2:35.400	82	3:26.004	2:30.480			

Session Start: 16:31:00 - Finish: 17:09:46
Weather/Track Conditions: Overcast/Wet
Circuit: Oulton Park International
Track Length: 4.332 Km - 2.6918 miles
Printed: 26-08-2018 - 17:23

MST
Results: www.mstworld.com. Live Timing: https://livetiming.getraceresults.com/mst. Email: timing@mstworld.com

Oulton Park Gold Cup Historic Race Meeting - 25 - 27 Aug 2018

Jaguar Classic Challenge

Race 8 - Lap Chart

Lap 13			Lap 14			Lap 15			Lap 16		
NO	Behind	Laptime	NO	Behind	Laptime	NO	Behind	Laptime	NO	Behind	Laptime
133		2:18.544	133		2:19.178	133		2:18.573	133		2:17.945
82	1 LAP	2:32.888	11	12.072	2:21.270	35	2 LAPS	2:37.808	30	2 LAPS	2:33.760
72	1 LAP	2:33.009	82	1 LAP	2:32.382	11	14.857	2:21.358	11	18.068	2:21.156
11	9.980	2:20.429	72	1 LAP	2:29.593	82	1 LAP	2:30.552	35	2 LAPS	2:37.841
39	1 LAP	2:29.029	39	1 LAP	2:28.581	72	1 LAP	2:30.954	82	1 LAP	2:28.012
73	1 LAP	2:43.757	55	1 LAP	2:31.284	39	1 LAP	2:27.575	72	1 LAP	2:28.393
55	1 LAP	2:29.338	73	1 LAP	2:43.476	55	1 LAP	2:29.803	39	1 LAP	2:27.574
33	1 LAP	2:35.511	33	1 LAP	2:34.435	73	1 LAP	2:42.095	55	1 LAP	2:30.500
12	1 LAP	2:33.740	12	1 LAP	2:31.371	12	1 LAP	2:34.441	12	1 LAP	2:31.003
15	1 LAP	2:47.113	15	1 LAP	2:37.876	33	1 LAP	2:37.845	33	1 LAP	2:34.801
145	1:18.506	3:08.814	145	1:37.925	2:38.597	15	1 LAP	2:38.454	73	1 LAP	2:41.746
27	1:29.221	2:29.802	27	1:39.103	2:29.060	27	1:50.977	2:30.447	27	2:03.552	2:30.520
21	1:50.348	2:29.334	21	1:59.276	2:28.106	145	1:58.219	2:38.867	15	1 LAP	2:40.832
30	1 LAP	2:35.974	30	1 LAP	2:35.886	21	2:08.951	2:28.248	145	2:17.017	2:36.743
35	1 LAP	2:35.838							21	2:18.546	2:27.540

Session Start: 16:31:00 - Finish: 17:09:46
Weather/Track Conditions: Overcast/Wet
Circuit: Oulton Park International
Track Length: 4.332 Km - 2.6918 miles
Printed: 26-08-2018 - 17:23

MST
Results: www.mstworld.com. Live Timing: https://livetiming.getraceresults.com/mst. Email: timing@mstworld.com

Historic Sports Car Club

Oulton Park Gold Cup

Saturday 25th – Monday 27th August 2018

Results Booklet

Timing & Results by MST SYSTEMS Ltd.
www.mstworld.com

© MST SYSTEMS Ltd. 2018
The Haysfield, Spring Lane North, Malvern, Worcestershire WR14 1GF
tel: +44 (0)1684 560614 email: motorsport@mstworld.com

Oulton Park Circuit

Little Budworth, Tarporley, Cheshire CW69BW

www.oultonpark.co.uk

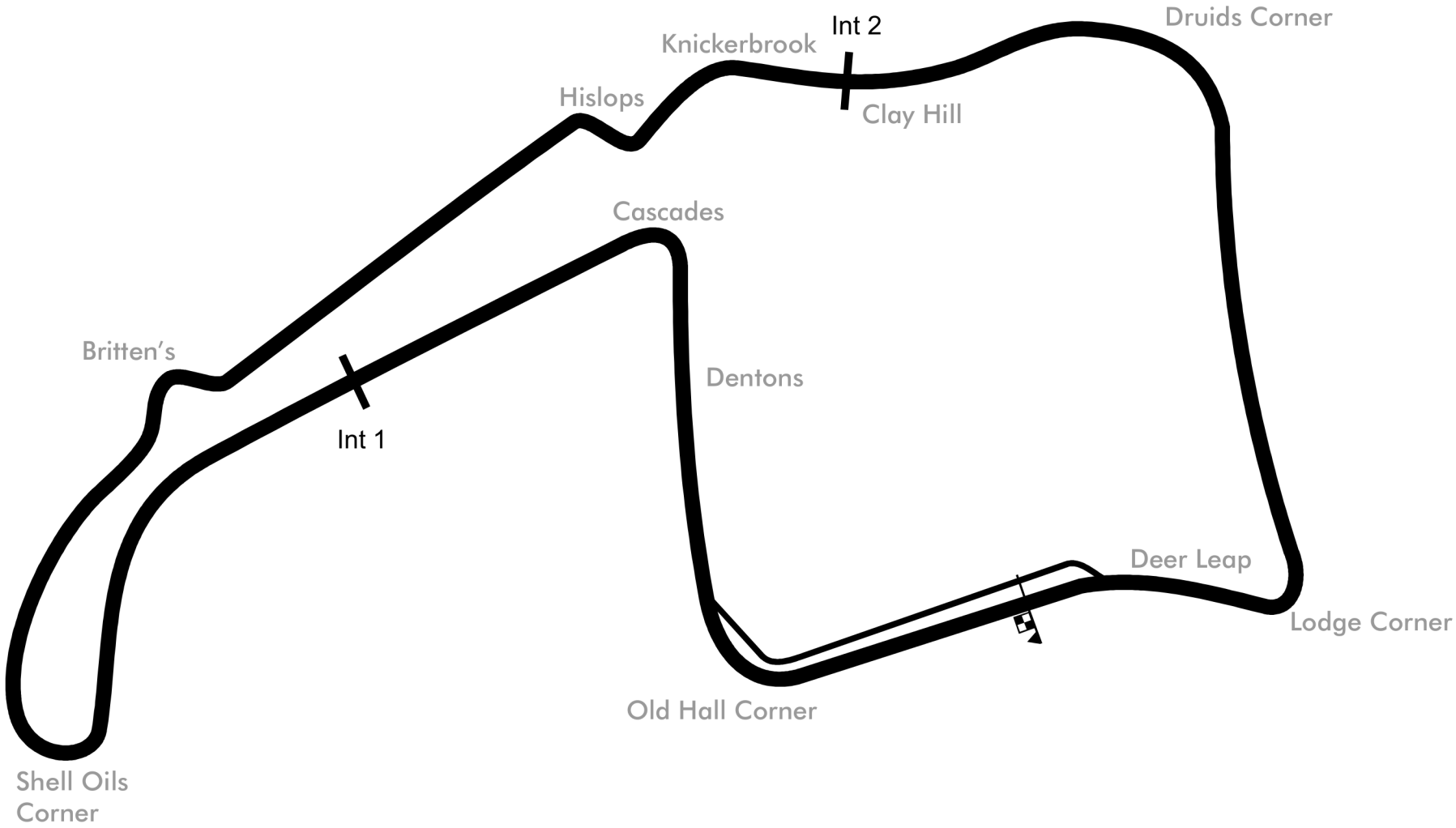

Circuit Length:	2.692 M / 4.332 km
Pit Lane:	200m, 12s @ 60km/h
Intermediate 1:	1.168 km
Intermediate 2:	3.077 km
Start line offset:	0 m

Oulton Park Gold Cup Historic Race Meeting - 25 - 27 Aug 2018

HSCC Historic Formula 3

Qualifying for Race 9 - Classification

Sheet No:

POS	NO	DRIVER/S	CLASS	CLASS POS	CAR MAKE / MODEL	TIME	ON	LAPS	GAP	DIFF	MPH
1	1	Jon Milicevic	B	1	Brabham BT21B	1:51.384	7	8			87.00
2	25	Andrew Hibberd	B	2	Brabham BT18	1:51.492	7	8	0.108	0.108	86.92
3	41	Enrico Spaggiari	B	3	Lotus 41	1:55.371	5	8	3.987	3.879	83.99
4	65	Peter Thompson	B	4	Brabham BT21	1:56.221	7	8	4.837	0.850	83.38
5	88	Michael Scott	B	5	Brabham BT28	1:56.668	8	8	5.284	0.447	83.06
6	82	Marcus Mussa	B	6	Tecno F3	1:57.138	7	8	5.754	0.470	82.73
7	69	Gregan Thruston	B	7	Brabham BT21B	1:57.456	8	8	6.072	0.318	82.50
8	2	Barry Sewell	B	8	Lotus 41	1:58.534	8	8	7.150	1.078	81.75
9	34	Jim Blockley	B	9	Brabham BT21B-16	1:58.924	8	8	7.540	0.390	81.48
10	6	Leif Bosson	B	10	Brabham BT28	1:59.385	7	8	8.001	0.461	81.17
11	96	Keith Messer	B	11	Vesey Ford	1:59.410	5	8	8.026	0.025	81.15
12	89	James Long	A	1	Brabham BT15	1:59.706	5	8	8.322	0.296	80.95
13	16	Mark Linstone	B	12	Brabham BT21	2:00.497	5	8	9.113	0.791	80.42
14	8	Martyn Halliday	B	13	Chevron B15C	2:01.409	6	8	10.025	0.912	79.82
15	57	Simon Haughton	B	14	Chevron B15	2:02.172	7	7	10.788	0.763	79.32
16	44	Peter Hamilton	B	15	Tecno	2:04.648	7	7	13.264	2.476	77.74

Session Start: 16:07:56 - Finish: 16:23:07
Weather/Track Conditions: Bright/Dry
Circuit: Oulton Park International
Track Length: 4.332 Km - 2.6918 miles

These results are provisional until the conclusion of any judicial and technical matters.

Clerk of the Course:	Timekeeper:	Issued at:
Julian Floyd	Nick Palmer	

Oulton Park Gold Cup Historic Race Meeting - 25 - 27 Aug 2018

HSCC Historic Formula 3

Qualifying for Race 9 - Sector Analysis

1 Jon Milicevic (B) — Brabham BT21B

lap	Sect-1	Speed	Sect-2	Speed	Sect-3	Speed	Laptime	Pit	lap	Sect-1	Speed	Sect-2	Speed	Sect-3	Speed	Laptime	Pit
1	Out	107.9	56.980	93.7	32.034	98.9	1:58.395		5	27.228	112.0	54.022	95.2	31.034	102.3	1:52.284	
2	27.648	112.6	54.273	96.4	31.164	100.5	1:53.085		6	27.255	111.8	53.197	96.0	30.948	100.5	1:51.400	
3	27.363	112.2	53.783	96.0	30.989	101.6	1:52.135		7	27.309	112.0	53.143	96.1	30.932	102.0	1:51.384	
4	27.282	112.2	53.463	94.9	31.064	100.5	1:51.809		8	28.703	111.8	53.247	95.6	30.962	101.9	1:52.912	

2 Barry Sewell (B) — Lotus 41

lap	Sect-1	Speed	Sect-2	Speed	Sect-3	Speed	Laptime	Pit	lap	Sect-1	Speed	Sect-2	Speed	Sect-3	Speed	Laptime	Pit
1	Out	95.9	1:03.316	79.6	36.581	93.2	2:11.252		5	29.387	107.1	57.811	90.9	33.792	98.1	2:00.990	
2	30.260	105.6	58.758	90.4	33.559	96.5	2:02.577		6	29.038	108.4	57.452	88.7	33.334	97.6	1:59.824	
3	29.654	107.6	58.219	90.0	33.430	97.4	2:01.303		7	29.034	108.3	57.169	92.6	33.114	97.3	1:59.317	
4	29.610	106.2	59.210	91.7	33.966	97.9	2:02.786		8	29.028	108.3	56.481	92.3	33.025	96.9	1:58.534	

6 Leif Bosson (B) — Brabham BT28

lap	Sect-1	Speed	Sect-2	Speed	Sect-3	Speed	Laptime	Pit	lap	Sect-1	Speed	Sect-2	Speed	Sect-3	Speed	Laptime	Pit
1	Out	102.1	1:02.306	87.9	34.960	98.7	2:08.500		5	29.238	106.1	57.636	93.9	33.221	99.3	2:00.095	
2	30.229	106.4	58.503	93.9	33.825	98.9	2:02.557		6	29.166	108.3	57.315	93.7	33.175	98.9	1:59.656	
3	29.960	106.4	57.567	94.0	33.735	98.1	2:01.262		7	28.882	108.6	56.708	93.0	33.795	98.7	1:59.385	
4	29.329	107.6	57.552	94.1	33.636	100.2	2:00.517		8	29.288	106.4	57.953	94.5	32.830	101.3	2:00.071	

8 Martyn Halliday (B) — Chevron B15C

lap	Sect-1	Speed	Sect-2	Speed	Sect-3	Speed	Laptime	Pit	lap	Sect-1	Speed	Sect-2	Speed	Sect-3	Speed	Laptime	Pit
1	Out	88.4	1:07.444	88.6	35.696	94.2	2:16.392		5	29.621	112.6	57.712	96.0	34.415	100.3	2:01.748	
2	30.193	106.7	59.647	93.6	33.813	99.0	2:03.653		6	29.368	111.7	58.580	97.4	33.461	96.9	2:01.409	
3	29.683	110.4	58.327	95.9	33.432	100.2	2:01.442		7	29.958	108.4	1:00.159	88.3	35.078	98.7	2:05.195	
4	29.878	108.6	59.990	94.1	35.287	100.2	2:05.155		8	29.960	109.5	59.785	94.7	34.181	96.3	2:03.926	

16 Mark Linstone (B) — Brabham BT21

lap	Sect-1	Speed	Sect-2	Speed	Sect-3	Speed	Laptime	Pit	lap	Sect-1	Speed	Sect-2	Speed	Sect-3	Speed	Laptime	Pit
1	Out	91.8	1:03.012	89.2	34.851	99.3	2:07.982		5	29.658	109.7	57.576	94.1	33.263	99.5	2:00.497	
2	30.672	106.7	59.203	93.5	34.311	99.6	2:04.186		6	29.894	108.4	57.781	92.7	34.062	98.0	2:01.737	
3	30.055	107.1	59.010	93.5	33.808	99.5	2:02.873		7	29.680	107.6	58.610	91.6	33.711	98.7	2:02.001	
4	30.037	106.7	1:01.449	91.2	34.005	99.9	2:05.491		8	30.092	107.6	58.203	94.0	33.897	97.9	2:02.192	

25 Andrew Hibberd (B) — Brabham BT18

lap	Sect-1	Speed	Sect-2	Speed	Sect-3	Speed	Laptime	Pit	lap	Sect-1	Speed	Sect-2	Speed	Sect-3	Speed	Laptime	Pit
1	Out	108.8	58.112	94.8	32.907	101.3	1:58.836		5	Out	112.4	54.190	98.4	37.587	101.7	3:04.284	P
2	27.932	112.2	55.120	95.3	31.849	101.9	1:54.901		6	27.649	114.3	54.191	97.8	30.803	105.7	1:52.643	
3	27.980	112.6	54.546	97.5	31.240	102.6	1:53.766		7	27.559	113.2	53.375	98.8	30.558	103.4	1:51.492	
4	27.899	111.8	54.105	97.8			1:57.969		8	27.129	115.5	1:04.168	97.4	32.848	90.8	2:04.145	

34 Jim Blockley (B) — Brabham BT21B-16

lap	Sect-1	Speed	Sect-2	Speed	Sect-3	Speed	Laptime	Pit	lap	Sect-1	Speed	Sect-2	Speed	Sect-3	Speed	Laptime	Pit
1	Out	94.8	1:01.082	87.1	34.228	95.0	2:08.423		5	30.830	103.0	56.962	91.8	33.410	96.0	2:01.202	
2	29.914	106.1	58.208	91.7	33.178	97.1	2:01.300		6	29.214	107.4	57.299	91.8	32.666	98.7	1:59.179	
3	30.561	103.3	57.129	91.1	33.082	98.7	2:00.772		7	29.074	107.9	56.714	93.1	33.589	95.4	1:59.377	
4	29.321	107.6	57.352	91.7	33.028	96.7	1:59.701		8	28.983	108.4	57.571	91.2	32.370	98.0	1:58.924	

41 Enrico Spaggiari (B) — Lotus 41

lap	Sect-1	Speed	Sect-2	Speed	Sect-3	Speed	Laptime	Pit	lap	Sect-1	Speed	Sect-2	Speed	Sect-3	Speed	Laptime	Pit
1	Out	98.9	1:05.788	86.0	35.047	94.0	2:13.477		5	28.216	108.6	55.022	95.2	32.133	98.6	1:55.371	
2	30.571	107.2	57.556	91.7	33.062	97.6	2:01.189		6	28.051	110.6	55.425	95.7	32.430	99.9	1:55.906	
3	29.142	107.6	56.433	92.8	32.587	96.3	1:58.162		7	28.516	109.7	55.004	95.5	32.103	98.9	1:55.623	
4	28.802	108.6	56.533	92.8	32.548	97.6	1:57.883		8	27.838	107.8	56.746	94.8	31.903	98.3	1:56.487	

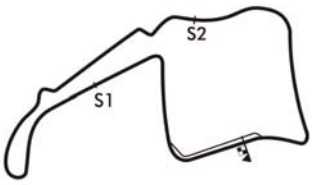

Session Start: 16:07:56 - Finish: 16:23:07
Weather/Track Conditions: Bright/Dry
Circuit: Oulton Park International
Track Length: 4.332 Km - 2.6918 miles
Printed: 25-08-2018 - 16:29

MST
Results: www.mstworld.com. Live Timing: https://livetiming.getraceresults.com/mst. Email: timing@mstworld.com

Oulton Park Gold Cup Historic Race Meeting - 25 - 27 Aug 2018

HSCC Historic Formula 3

Qualifying for Race 9 - Sector Analysis

44 Peter Hamilton (B) — Tecno

lap	Sect-1	Speed	Sect-2	Speed	Sect-3	Speed	Laptime	Pit	lap	Sect-1	Speed	Sect-2	Speed	Sect-3	Speed	Laptime	Pit
1	Out	71.1	1:13.013	64.0	44.040	72.2	2:33.968		5	35.199	91.3	1:19.347	54.7	46.163	80.2	2:40.709	
2	33.230	92.5	1:07.452	65.5	45.285	59.8	2:25.967		6	32.443	91.2	1:11.681	66.2	37.564	93.2	2:21.688	
3	36.229	85.6	1:03.845	76.5	38.850	67.3	2:18.924		7	29.837	102.7	59.353	84.1	35.458	83.6	2:04.648	
4	32.861	91.6	1:01.203	73.4	39.948	77.9	2:14.012		8								

57 Simon Haughton (B) — Chevron B15

lap	Sect-1	Speed	Sect-2	Speed	Sect-3	Speed	Laptime	Pit	lap	Sect-1	Speed	Sect-2	Speed	Sect-3	Speed	Laptime	Pit
1	Out	86.1	1:11.110	78.6	38.404	88.4	2:24.667		5	30.004	102.9	58.889	86.7	34.945	91.1	2:03.838	
2	34.664	101.0	1:02.664	86.6	35.068	89.6	2:12.396		6	29.965	103.5	58.568	88.5	33.860	93.6	2:02.393	
3	31.481	102.4	1:00.198	87.9	34.539	90.8	2:06.218		7	29.844	102.9	58.205	89.3	34.123	95.4	2:02.172	
4	30.480	102.2	59.685	86.7	34.088	92.5	2:04.253		8								

65 Peter Thompson (B) — Brabham BT21

lap	Sect-1	Speed	Sect-2	Speed	Sect-3	Speed	Laptime	Pit	lap	Sect-1	Speed	Sect-2	Speed	Sect-3	Speed	Laptime	Pit
1	Out	104.3	1:13.900	89.8	33.985	95.9	2:17.085		5	28.816	104.6	55.353	91.6	32.565	96.9	1:56.734	
2	29.426	105.2	57.165	92.8	33.604	96.0	2:00.195		6	28.289	108.3	55.565	91.2	32.867	96.6	1:56.721	
3	28.825	107.4	55.834	90.6	32.612	96.7	1:57.271		7	28.402	107.8	55.479	92.8	32.340	99.0	1:56.221	
4	28.552	106.9	55.600	92.5	32.887	96.2	1:57.039		8	29.556	107.8	55.990	92.1	32.843	96.3	1:58.389	

69 Gregan Thruston (B) — Brabham BT21B

lap	Sect-1	Speed	Sect-2	Speed	Sect-3	Speed	Laptime	Pit	lap	Sect-1	Speed	Sect-2	Speed	Sect-3	Speed	Laptime	Pit
1	Out	98.5	1:05.095	69.9	38.319	93.1	2:16.417		5	29.191	105.4	1:01.068	92.2	33.970	97.9	2:04.229	
2	31.728	107.8	59.346	93.0	34.540	98.0	2:05.614		6	29.548	106.4	58.443	94.4	32.609	100.5	2:00.600	
3	29.447	109.0	57.550	93.6	33.209	98.7	2:00.206		7	28.934	110.0	57.182	93.5	32.364	99.7	1:58.480	
4	29.643	106.1	57.914	93.0	33.911	98.1	2:01.468		8	28.473	107.9	56.654	94.1	32.329	100.3	1:57.456	

82 Marcus Mussa (B) — Tecno F3

lap	Sect-1	Speed	Sect-2	Speed	Sect-3	Speed	Laptime	Pit	lap	Sect-1	Speed	Sect-2	Speed	Sect-3	Speed	Laptime	Pit
1	Out	101.5	1:02.531	89.5	36.715	98.0	2:10.482		5	29.403	107.2	57.226	94.1	33.334	98.4	1:59.963	
2	30.255	106.9	58.825	93.0	33.475	98.0	2:02.555		6	28.862	108.8	57.111	94.7	32.995	98.6	1:58.968	
3	30.305	107.8	57.440	93.6	33.695	99.2	2:01.440		7	28.643	112.0	55.822	94.7	32.673	99.0	1:57.138	
4	29.052	109.9	57.769	96.0	33.762	98.6	2:00.583		8	28.682	109.3	56.606	95.5	32.697	99.2	1:57.985	

88 Michael Scott (B) — Brabham BT28

lap	Sect-1	Speed	Sect-2	Speed	Sect-3	Speed	Laptime	Pit	lap	Sect-1	Speed	Sect-2	Speed	Sect-3	Speed	Laptime	Pit
1	Out	93.6	1:03.731	77.4	35.111	94.4	2:10.789		5	29.004	108.4	56.660	94.5	32.725	99.9	1:58.389	
2	29.961	108.6	57.588	93.5	33.604	95.9	2:01.153		6	29.008	112.0	57.568	93.5	32.722	98.3	1:59.298	
3	29.802	108.1	56.897	92.7	32.646	99.7	1:59.345		7	28.957	107.6	56.123	95.3	32.613	97.9	1:57.693	
4	29.165	106.4	56.904	92.5	33.329	96.7	1:59.398		8	28.366	110.9	55.218	96.3	33.084	98.1	1:56.668	

89 James Long (A) — Brabham BT15

lap	Sect-1	Speed	Sect-2	Speed	Sect-3	Speed	Laptime	Pit	lap	Sect-1	Speed	Sect-2	Speed	Sect-3	Speed	Laptime	Pit
1	Out	98.9	1:03.491	87.5	35.041	95.1	2:09.069		5	29.564	104.4	57.031	90.0	33.111	95.1	1:59.706	
2	30.381	104.1	59.107	88.8	33.983	94.5	2:03.471		6	29.581	105.2	57.596	89.3	33.459	94.5	2:00.636	
3	31.924	89.3	59.624	89.9	33.861	94.7	2:05.409		7	29.562	104.9	57.876	89.5	33.251	95.2	2:00.689	
4	29.845	104.9	57.280	89.8	33.326	95.6	2:00.451		8	31.282	106.6	1:00.921	88.8	34.080	95.1	2:06.283	

96 Keith Messer (B) — Vesey Ford

lap	Sect-1	Speed	Sect-2	Speed	Sect-3	Speed	Laptime	Pit	lap	Sect-1	Speed	Sect-2	Speed	Sect-3	Speed	Laptime	Pit
1	Out	99.8	1:02.337	92.1	34.963	99.0	2:10.894		5	29.004	108.1	57.210	93.6	33.196	98.9	1:59.410	
2	29.641	106.2	58.583	93.0	33.396	99.6	2:01.620		6	28.794	107.2	59.016	91.3	33.355	99.2	2:01.165	
3	29.394	108.1	58.529	93.1	33.418	99.5	2:01.341		7	29.324	108.6	57.428	93.5	32.721	100.2	1:59.473	
4	28.864	107.8	57.491	93.4	33.334	99.5	1:59.689		8	29.137	107.8	58.398	93.1	32.934	99.0	2:00.469	

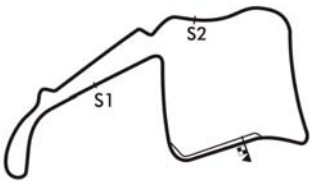

Session Start: 16:07:56 - Finish: 16:23:07
Weather/Track Conditions: Bright/Dry
Circuit: Oulton Park International
Track Length: 4.332 Km - 2.6918 miles
Printed: 25-08-2018 - 16:29

MST
Results: www.mstworld.com. Live Timing: https://livetiming.getraceresults.com/mst. Email: timing@mstworld.com

Oulton Park Gold Cup Historic Race Meeting - 25 - 27 Aug 2018

HSCC Historic Formula 3

Qualifying for Race 9 - Best Sector Times

	SECTOR 1			SECTOR 2			SECTOR 3		
	NO	TIME	LAP	NO	TIME	LAP	NO	TIME	LAP
1	25	27.129	8	1	53.143	7	25	30.558	7
2	1	27.228	5	25	53.375	7	1	30.932	7
3	41	27.838	8	41	55.004	7	41	31.903	8
4	65	28.289	6	88	55.218	8	69	32.329	8
5	88	28.366	8	65	55.353	5	65	32.340	7
6	69	28.473	8	82	55.822	7	34	32.370	8
7	82	28.643	7	2	56.481	8	88	32.613	7
8	96	28.794	6	69	56.654	8	82	32.673	7
9	6	28.882	7	6	56.708	7	96	32.721	7
10	34	28.983	8	34	56.714	7	6	32.830	8
11	2	29.028	8	89	57.031	5	2	33.025	8
12	8	29.368	6	96	57.210	5	89	33.111	5
13	89	29.562	7	16	57.576	5	16	33.263	5
14	16	29.658	5	8	57.712	5	8	33.432	3
15	44	29.837	7	57	58.205	7	57	33.860	6
16	57	29.844	7	44	59.353	7	44	35.458	7

IDEAL / BEST LAP COMPARISON

NO	NAME	BEST	IN	IDEAL	DIFF
1	Jon Milicevic	1:51.384	7	1:51.303	+0.081
25	Andrew Hibberd	1:51.492	7	1:51.062	+0.430
41	Enrico Spaggiari	1:55.371	5	1:54.745	+0.626
65	Peter Thompson	1:56.221	7	1:55.982	+0.239
88	Michael Scott	1:56.668	8	1:56.197	+0.471
82	Marcus Mussa	1:57.138	7	1:57.138	+0.000
69	Gregan Thruston	1:57.456	8	1:57.456	+0.000
2	Barry Sewell	1:58.534	8	1:58.534	+0.000
34	Jim Blockley	1:58.924	8	1:58.067	+0.857
6	Leif Bosson	1:59.385	7	1:58.420	+0.965
96	Keith Messer	1:59.410	5	1:58.725	+0.685
89	James Long	1:59.706	5	1:59.704	+0.002
16	Mark Linstone	2:00.497	5	2:00.497	+0.000
8	Martyn Halliday	2:01.409	6	2:00.512	+0.897
57	Simon Haughton	2:02.172	7	2:01.909	+0.263
44	Peter Hamilton	2:04.648	7	2:04.648	+0.000

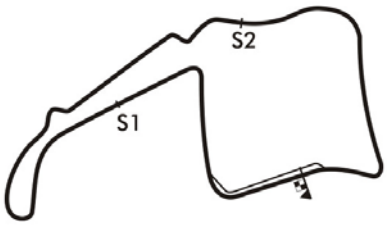

Session Start: 16:07:56 - Finish: 16:23:07
Weather/Track Conditions: Bright/Dry
Circuit: Oulton Park International
Track Length: 4.332 Km - 2.6918 miles

Printed: 25-08-2018 - 16:29

Oulton Park Gold Cup Historic Race Meeting - 25 - 27 Aug 2018

HSCC Historic Formula 3

Qualifying for Race 9 - Best Sector Speeds

	NO	SECTOR 1	MPH	NO	SECTOR 2	MPH	NO	SECTOR 3	MPH
1	25	Andrew Hibberd	115.5	25	Andrew Hibberd	98.8	25	Andrew Hibberd	105.7
2	1	Jon Milicevic	112.6	8	Martyn Halliday	97.4	1	Jon Milicevic	102.3
3	8	Martyn Halliday	112.6	1	Jon Milicevic	96.4	6	Leif Bosson	101.3
4	82	Marcus Mussa	112.0	88	Michael Scott	96.3	69	Gregan Thruston	100.5
5	88	Michael Scott	112.0	82	Marcus Mussa	96.0	8	Martyn Halliday	100.3
6	41	Enrico Spaggiari	110.6	41	Enrico Spaggiari	95.7	96	Keith Messer	100.2
7	69	Gregan Thruston	110.0	6	Leif Bosson	94.5	16	Mark Linstone	99.9
8	16	Mark Linstone	109.7	69	Gregan Thruston	94.4	41	Enrico Spaggiari	99.9
9	6	Leif Bosson	108.6	16	Mark Linstone	94.1	88	Michael Scott	99.9
10	96	Keith Messer	108.6	96	Keith Messer	93.6	82	Marcus Mussa	99.2
11	2	Barry Sewell	108.4	34	Jim Blockley	93.1	65	Peter Thompson	99.0
12	34	Jim Blockley	108.4	65	Peter Thompson	92.8	34	Jim Blockley	98.7
13	65	Peter Thompson	108.3	2	Barry Sewell	92.6	2	Barry Sewell	98.1
14	89	James Long	106.6	89	James Long	90.0	89	James Long	95.6
15	57	Simon Haughton	103.5	57	Simon Haughton	89.3	57	Simon Haughton	95.4
16	44	Peter Hamilton	102.7	44	Peter Hamilton	84.1	44	Peter Hamilton	93.2

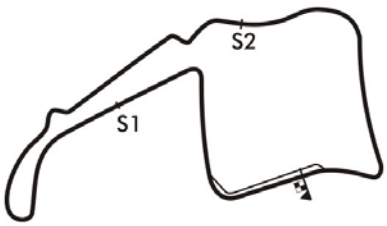

Session Start: 16:07:56 - Finish: 16:23:07
Weather/Track Conditions: Bright/Dry
Circuit: Oulton Park International
Track Length: 4.332 Km - 2.6918 miles

Printed: 25-08-2018 - 16:30

Oulton Park Gold Cup Historic Race Meeting - 25 - 27 Aug 2018

HSCC Historic Formula 3

Race 9 - Starting Grid - AMENDED

Sheet No:

Start Time : 17:35 - Heat Duration : 20 Minutes

ROW							
9	17	26	Steve Seaman				
8	15	57	Simon Haughton	16	44	Peter Hamilton	
7	13	16	Mark Linstone	14	8	Martyn Halliday	
6	11	96	Keith Messer	12	89	James Long	
5	9	34	Jim Blockley	10	6	Leif Bosson	
4	7	69	Gregan Thruston	8	2	Barry Sewell	
3	5	88	Michael Scott	6	82	Marcus Mussa	
2	3	41	Enrico Spaggiari	4	65	Peter Thompson	
1	1	1	Jon Milicevic	2	25	Andrew Hibberd	

Pole Right

Car 26 allowed to start from back of grid.

Circuit: Oulton Park International
Track Length: 4.332 Km - 2.6918 miles

These results are provisional until the conclusion of any judicial and technical matters.

Clerk of the Course:	Timekeeper:	Issued at:
Julian Floyd	Nick Palmer	

Oulton Park Gold Cup Historic Race Meeting - 25 - 27 Aug 2018

HSCC Historic Formula 3

Race 9 - Classification

Sheet No:

POS	NO	DRIVER/S	CLASS	CLASS POS	CAR MAKE / MODEL	TIME	LAPS	GAP	DIFF	MPH	BEST	ON
1	1	Jon Milicevic	B	1	Brabham BT21B	20:24.383	9	-- 9 laps --		71.23	2:13.752	2
2	25	Andrew Hibberd	B	2	Brabham BT18	20:24.763	9	0.380	0.380	71.20	2:13.487	7
3	41	Enrico Spaggiari	B	3	Lotus 41	20:55.961	9	31.578	31.198	69.44	2:18.415	8
4	88	Michael Scott	B	4	Brabham BT28	21:29.483	9	1:05.100	33.522	67.63	2:20.055	6
5	6	Leif Bosson	B	5	Brabham BT28	21:59.027	9	1:34.644	29.544	66.11	2:23.458	4
6	34	Jim Blockley	B	6	Brabham BT21B-16	21:59.380	9	1:34.997	0.353	66.10	2:23.780	5
7	89	James Long	A	1	Brabham BT15	22:00.021	9	1:35.638	0.641	66.06	2:22.432	8
8	82	Marcus Mussa	B	7	Tecno F3	22:00.968	9	1:36.585	0.947	66.02	2:23.320	8
9	2	Barry Sewell	B	8	Lotus 41	22:02.200	9	1:37.817	1.232	65.96	2:23.682	8
10	26	Steve Seaman	B	9	Brabham BT21	22:04.082	9	1:39.699	1.882	65.87	2:22.261	8
11	96	Keith Messer	B	10	Vesey Ford	22:19.321	9	1:54.938	15.239	65.11	2:25.610	8
12	57	Simon Haughton	B	11	Chevron B15	20:50.670	8	-- 8 laps --	57.835	61.98	2:23.221	7
13	16	Mark Linstone	B	12	Brabham BT21	20:51.178	8	0.508	0.508	61.96	2:26.514	2
		---------- NOT CLASSIFIED ----------										
DNF	65	Peter Thompson	B		Brabham BT21	17:08.231	7	-- 7 laps --		65.96	2:20.404	6
DNF	69	Gregan Thruston	B		Brabham BT21B	15:36.607	6	-- 6 laps --	1:15.038	62.07	2:23.115	4
DNF	44	Peter Hamilton	B		Tecno	2:51.691	1	-- 1 laps --	13.341	56.44		

---------- FASTEST LAP SUMMARY ----------

NO	DRIVER/S	CLASS	CAR MAKE / MODEL	FASTEST LAP	ON	MPH
25	Andrew Hibberd	B	Brabham BT18	2:13.487	7	72.59
89	James Long	A	Brabham BT15	2:22.432	8	68.04

Car 16 - 10 second penalty, false start.
Car 25 requires a working transponder - Regulation Q12.2.1 refers.
A 30 second penalty will be applied if not working in second race.

Session Start: 17:24:18 - Finish: 17:44:42
Weather/Track Conditions: Overcast/Wet
Circuit: Oulton Park International
Track Length: 4.332 Km - 2.6918 miles

These results are provisional until the conclusion of any judicial and technical matters.

Clerk of the Course:	Timekeeper:	Issued at:
Julian Floyd	Nick Palmer	

Oulton Park Gold Cup Historic Race Meeting - 25 - 27 Aug 2018

HSCC Historic Formula 3

Race 9 - Sector Analysis

1	Jon Milicevic (B)								Brabham BT21B							
lap	Sect-1	Speed	Sect-2	Speed	Sect-3	Speed	Laptime	Pit	lap	Sect-1	Speed	Sect-2	Speed	Sect-3	Speed	Laptime	Pit
1		101.2	1:05.657	87.8	37.415	94.2	2:21.979		6	33.560	99.8	1:05.102	87.1	36.843	94.3	2:15.505	
2	33.161	101.0	1:04.008	87.7	36.583	94.5	2:13.752		7	34.480	97.7	1:05.866	84.9	37.582	91.8	2:17.928	
3	33.314	100.7	1:04.227	87.7	36.689	94.8	2:14.230		8	34.419	99.5	1:05.240	86.3	36.738	94.0	2:16.397	
4	33.032	101.3	1:04.420	88.3	36.631	94.2	2:14.083		9	34.798	100.6	1:04.372	86.3	36.797	94.3	2:15.967	
5	32.983	101.5	1:04.513	88.4	37.046	94.5	2:14.542		10								

2	Barry Sewell (B)								Lotus 41							
lap	Sect-1	Speed	Sect-2	Speed	Sect-3	Speed	Laptime	Pit	lap	Sect-1	Speed	Sect-2	Speed	Sect-3	Speed	Laptime	Pit
1		95.3	1:11.967	80.0	40.389	89.2	2:37.202		6	35.513	96.3	1:09.677	83.0	40.561	88.6	2:25.751	
2	36.548	96.7	1:10.871	81.3	40.417	88.1	2:27.836		7	35.888	96.0	1:10.592	80.6	40.544	89.7	2:27.024	
3	35.291	97.5	1:09.284	82.0	40.606	90.6	2:25.181		8	35.094	98.8	1:08.372	85.3	40.216	90.2	2:23.682	
4	35.815	97.4	1:10.476	83.0	39.832	91.8	2:26.123		9	34.726	97.8	1:10.009	83.9	40.211	87.2	2:24.946	
5	35.926	96.6	1:08.488	84.0	40.041	89.9	2:24.455		10								

6	Leif Bosson (B)								Brabham BT28							
lap	Sect-1	Speed	Sect-2	Speed	Sect-3	Speed	Laptime	Pit	lap	Sect-1	Speed	Sect-2	Speed	Sect-3	Speed	Laptime	Pit
1		96.0	1:10.824	83.7	39.910	95.0	2:37.515		6	35.575	97.9	1:09.286	87.8	39.536	91.8	2:24.397	
2	35.818	99.4	1:09.244	85.6	39.366	93.2	2:24.428		7	35.812	97.4	1:10.024	84.2	40.070	91.8	2:25.906	
3	35.740	99.8	1:09.796	80.1	40.520	95.4	2:26.056		8	35.730	93.1	1:09.392	83.9	39.941	92.0	2:25.063	
4	35.614	97.8	1:08.435	83.8	39.409	93.5	2:23.458		9	35.853	96.8	1:10.565	83.0	40.380	91.0	2:26.798	
5	36.018	98.1	1:09.724	85.0	39.664	90.5	2:25.406		10								

16	Mark Linstone (B)								Brabham BT21							
lap	Sect-1	Speed	Sect-2	Speed	Sect-3	Speed	Laptime	Pit	lap	Sect-1	Speed	Sect-2	Speed	Sect-3	Speed	Laptime	Pit
1		96.6	1:09.653	80.8	40.245	89.5	2:33.417		5	37.432	91.3	1:13.055	75.9	40.561	74.4	2:31.048	
2	35.912	98.2	1:10.826	79.6	39.776	88.3	2:26.514		6	38.788	72.9	1:10.574	78.9	41.142	84.5	2:30.504	
3	36.126	94.9	1:11.165	76.9	40.231	88.6	2:27.522		7	36.555	93.5	1:10.657	77.5			2:35.857	
4	36.916	95.7	1:11.462	82.2	40.213	88.6	2:28.591		8	Out	93.6	1:10.767	76.3	40.259	89.6	3:07.725	P

25	Andrew Hibberd (B)								Brabham BT18							
lap	Sect-1	Speed	Sect-2	Speed	Sect-3	Speed	Laptime	Pit	lap	Sect-1	Speed	Sect-2	Speed	Sect-3	Speed	Laptime	Pit
1							2:22.242		6							2:23.308	
2							2:13.920		7							2:13.487	
3							2:14.140		8							2:15.122	
4							2:14.310		9							2:13.713	
5							2:14.521		10								

26	Steve Seaman (B)								Brabham BT21							
lap	Sect-1	Speed	Sect-2	Speed	Sect-3	Speed	Laptime	Pit	lap	Sect-1	Speed	Sect-2	Speed	Sect-3	Speed	Laptime	Pit
1		83.7	1:13.542	81.5	40.744	88.7	2:42.582		6	37.656	97.0	1:08.871	83.4	40.549	90.5	2:27.076	
2	35.894	98.7	1:10.177	85.3	41.043	88.2	2:27.114		7	35.150	99.1	1:09.217	86.0	38.962	91.0	2:23.329	
3	34.945	95.7	1:10.925	80.0	40.816	89.0	2:26.686		8	34.730	99.7	1:08.501	84.9	39.030	90.8	2:22.261	
4	34.853	98.9	1:09.210	83.3	39.781	91.1	2:23.844		9	34.661	101.2	1:09.432	84.5	39.573	86.3	2:23.666	
5	34.994	92.1	1:11.642	76.4	40.888	89.3	2:27.524		10								

34	Jim Blockley (B)								Brabham BT21B-16							
lap	Sect-1	Speed	Sect-2	Speed	Sect-3	Speed	Laptime	Pit	lap	Sect-1	Speed	Sect-2	Speed	Sect-3	Speed	Laptime	Pit
1		90.4	1:11.640	81.6	40.345	91.2	2:36.075		6	35.517	98.5	1:08.934	83.9	41.030	92.3	2:25.481	
2	35.926	95.9	1:09.417	83.0	40.170	87.1	2:25.513		7	35.542	98.2	1:09.107	75.8	40.237	91.0	2:24.886	
3	36.392	96.0	1:10.425	84.9	40.273	93.8	2:27.090		8	35.302	96.4	1:09.135	85.7	39.795	90.1	2:24.232	
4	36.210	98.4	1:08.915	84.7	40.920	86.7	2:26.045		9	35.197	91.3	1:11.029	84.5	40.052	82.2	2:26.278	
5	35.098	97.7	1:08.636	84.6	40.046	86.3	2:23.780		10								

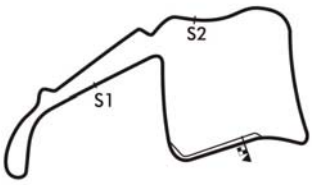

Session Start: 17:24:18 - Finish: 17:44:42
Weather/Track Conditions: Overcast/Wet
Circuit: Oulton Park International
Track Length: 4.332 Km - 2.6918 miles
Printed: 26-08-2018 - 17:48

MST
Results: www.mstworld.com. Live Timing: https://livetiming.getraceresults.com/mst. Email: timing@mstworld.com

Oulton Park Gold Cup Historic Race Meeting - 25 - 27 Aug 2018

HSCC Historic Formula 3

Race 9 - Sector Analysis

41 Enrico Spaggiari (B) — Lotus 41

lap	Sect-1	Speed	Sect-2	Speed	Sect-3	Speed	Laptime	Pit	lap	Sect-1	Speed	Sect-2	Speed	Sect-3	Speed	Laptime	Pit
1		102.5	1:06.406	84.0	38.296	92.3	2:24.263		6	33.919	97.0	1:06.615	86.3	38.284	92.2	2:18.818	
2	33.984	98.7	1:06.512	84.3	38.205	92.0	2:18.701		7	33.845	98.7	1:06.389	84.5	38.199	92.1	2:18.433	
3	33.961	98.1	1:06.646	83.7	38.176	91.6	2:18.783		8	34.327	97.5	1:05.977	86.9	38.111	91.8	2:18.415	
4	34.011	98.2	1:06.990	82.6	38.376	91.0	2:19.377		9	34.280	98.4	1:07.144	78.4	39.137	91.1	2:20.561	
5	33.996	97.8	1:06.827	86.2	37.787	92.3	2:18.610		10								

44 Peter Hamilton (B) — Tecno

lap	Sect-1	Speed	Sect-2	Speed	Sect-3	Speed	Laptime	Pit	lap	Sect-1	Speed	Sect-2	Speed	Sect-3	Speed	Laptime	Pit
1		85.8	1:15.414	65.9			2:51.691		2								

57 Simon Haughton (B) — Chevron B15

lap	Sect-1	Speed	Sect-2	Speed	Sect-3	Speed	Laptime	Pit	lap	Sect-1	Speed	Sect-2	Speed	Sect-3	Speed	Laptime	Pit
1		86.8	1:12.531	77.7	38.777	88.4	2:39.837		5	35.293	92.3	1:09.470	74.2	40.910	87.0	2:25.673	
2	35.110	94.0	1:10.968	78.7	40.045	88.6	2:26.123		6	35.243	92.3	1:08.626	78.0	40.522	88.4	2:24.391	
3	34.740	96.7	1:14.296	73.9	39.558	89.2	2:28.594		7	34.488	94.9	1:09.417	79.3	39.316	88.2	2:23.221	
4	34.928	95.5	1:52.357	63.8	43.034	82.6	3:10.319		8	58.877	72.3	1:12.254	75.2	41.381	80.8	2:52.512	

65 Peter Thompson (B) — Brabham BT21

lap	Sect-1	Speed	Sect-2	Speed	Sect-3	Speed	Laptime	Pit	lap	Sect-1	Speed	Sect-2	Speed	Sect-3	Speed	Laptime	Pit
1		95.7	1:09.865	84.1	39.423	88.9	2:30.883		5	34.642	95.3	1:08.181	83.8	39.113	89.6	2:21.936	
2	34.926	96.0	1:08.860	83.8	39.347	89.7	2:23.133		6	34.278	96.1	1:07.118	83.2	39.008	88.8	2:20.404	
3	35.020	95.5	1:08.702	83.2	39.425	88.7	2:23.147		7	34.578	95.5	1:10.010	44.7			2:46.662	
4	34.849	94.4	1:07.894	82.8	39.323	89.6	2:22.066		8								

69 Gregan Thruston (B) — Brabham BT21B

lap	Sect-1	Speed	Sect-2	Speed	Sect-3	Speed	Laptime	Pit	lap	Sect-1	Speed	Sect-2	Speed	Sect-3	Speed	Laptime	Pit
1		96.7	1:11.495	87.5	39.794	92.5	2:38.350		4	35.457	97.7	1:08.555	86.8	39.103	93.4	2:23.115	
2	35.793	95.5	1:11.253	85.9	42.949	88.9	2:29.995		5	35.829	98.4	1:08.365	85.6	39.897	91.7	2:24.091	
3	35.527	98.4	1:10.186	80.6	39.541	93.2	2:25.254		6	34.404	99.8	1:07.874	87.3			3:15.802	

82 Marcus Mussa (B) — Tecno F3

lap	Sect-1	Speed	Sect-2	Speed	Sect-3	Speed	Laptime	Pit	lap	Sect-1	Speed	Sect-2	Speed	Sect-3	Speed	Laptime	Pit
1		99.1	1:09.462	84.7	40.115	86.3	2:32.273		6	35.036	97.0	1:09.853	82.4	39.800	87.1	2:24.689	
2	36.328	91.7	1:10.465	83.8	40.011	88.6	2:26.804		7	35.559	96.3	1:19.927	81.7	40.967	87.4	2:36.453	
3	34.627	97.9	1:09.270	81.7	39.686	87.4	2:23.583		8	35.314	99.4	1:08.542	82.0	39.464	89.4	2:23.320	
4	35.087	97.7	1:09.640	82.3	40.027	86.6	2:24.754		9	34.953	98.8	1:10.536	80.0	39.381	89.4	2:24.870	
5	35.101	97.2	1:09.677	82.0	39.444	87.9	2:24.222		10								

88 Michael Scott (B) — Brabham BT28

lap	Sect-1	Speed	Sect-2	Speed	Sect-3	Speed	Laptime	Pit	lap	Sect-1	Speed	Sect-2	Speed	Sect-3	Speed	Laptime	Pit
1		93.7	1:09.514	84.6	39.958	89.3	2:32.584		6	34.524	99.8	1:06.787	85.3	38.744	92.5	2:20.055	
2	35.859	97.2	1:08.790	83.8	39.157	90.7	2:23.806		7	34.903	98.7	1:06.448	84.6	39.443	88.2	2:20.794	
3	34.940	95.9	1:08.228	85.6	38.858	92.5	2:22.026		8	35.254	96.6	1:07.908	84.1	39.249	89.9	2:22.411	
4	35.081	98.1	1:10.241	85.1	38.208	92.2	2:23.530		9	35.393	96.3	1:09.111	82.3	39.704	84.9	2:24.208	
5	34.871	98.8	1:06.549	84.9	38.649	92.2	2:20.069		10								

89 James Long (A) — Brabham BT15

lap	Sect-1	Speed	Sect-2	Speed	Sect-3	Speed	Laptime	Pit	lap	Sect-1	Speed	Sect-2	Speed	Sect-3	Speed	Laptime	Pit
1		90.4	1:11.895	84.1	40.746	89.9	2:40.265		6	34.795	96.4	1:08.435	84.3	40.111	90.4	2:23.341	
2	35.318	97.7	1:11.248	84.9	40.872	90.5	2:27.438		7	35.497	96.8	1:09.503	81.6	39.932	91.0	2:24.932	
3	35.362	95.6	1:10.432	82.4	39.524	91.0	2:25.318		8	34.703	96.1	1:08.757	83.9	38.972	91.6	2:22.432	
4	35.648	95.2	1:09.772	83.5	39.873	90.8	2:25.293		9	35.787	94.8	1:09.690	84.1	40.103	89.7	2:25.580	
5	35.481	96.1	1:10.454	82.7	39.487	90.7	2:25.422		10								

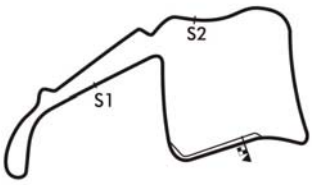

Session Start: 17:24:18 - Finish: 17:44:42
Weather/Track Conditions: Overcast/Wet
Circuit: Oulton Park International
Track Length: 4.332 Km - 2.6918 miles
Printed: 26-08-2018 - 17:48

MST
Results: www.mstworld.com. Live Timing: https://livetiming.getraceresults.com/mst. Email: timing@mstworld.com

Oulton Park Gold Cup Historic Race Meeting - 25 - 27 Aug 2018

HSCC Historic Formula 3

Race 9 - Sector Analysis

96	Keith Messer (B)								Vesey Ford							
lap	Sect-1	Speed	Sect-2	Speed	Sect-3	Speed	Laptime	Pit	lap	Sect-1	Speed	Sect-2	Speed	Sect-3	Speed	Laptime	Pit
1		84.5	1:13.294	77.7	40.760	85.7	2:42.064		6	35.949	92.7	1:10.942	80.9	41.101	91.0	2:27.992	
2	36.406	89.4	1:11.786	82.0	40.986	88.0	2:29.178		7	35.304	95.1	1:10.738	81.6	41.641	86.8	2:27.683	
3	35.696	96.4	1:10.698	79.6	40.203	89.7	2:26.597		8	35.640	96.3	1:09.906	80.4	40.064	91.0	2:25.610	
4	35.038	98.1	1:11.264	80.7	40.972	91.3	2:27.274		9	34.730	97.8	1:11.112	75.1	40.644	88.2	2:26.486	
5	35.556	97.2	1:10.664	81.3	40.217	88.1	2:26.437		10								

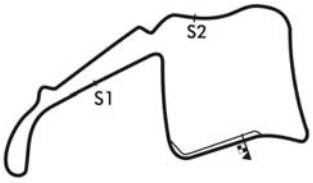

Session Start: 17:24:18 - Finish: 17:44:42
Weather/Track Conditions: Overcast/Wet
Circuit: Oulton Park International
Track Length: 4.332 Km - 2.6918 miles
Printed: 26-08-2018 - 17:48

MST
Results: www.mstworld.com. Live Timing: https://livetiming.getraceresults.com/mst. Email: timing@mstworld.com

Oulton Park Gold Cup Historic Race Meeting - 25 - 27 Aug 2018

HSCC Historic Formula 3

Race 9 - Best Sector Times

	SECTOR 1			SECTOR 2			SECTOR 3		
	NO	TIME	LAP	NO	TIME	LAP	NO	TIME	LAP
1	1	32.983	5	1	1:04.008	2	1	36.583	2
2	41	33.845	7	41	1:05.977	8	41	37.787	5
3	65	34.278	6	88	1:06.448	7	88	38.208	4
4	69	34.404	6	65	1:07.118	6	57	38.777	1
5	57	34.488	7	69	1:07.874	6	26	38.962	7
6	88	34.524	6	2	1:08.372	8	89	38.972	8
7	82	34.627	3	6	1:08.435	4	65	39.008	6
8	26	34.661	9	89	1:08.435	6	69	39.103	4
9	89	34.703	8	26	1:08.501	8	6	39.366	2
10	2	34.726	9	82	1:08.542	8	82	39.381	9
11	96	34.730	9	57	1:08.626	6	16	39.776	2
12	34	35.098	5	34	1:08.636	5	34	39.795	8
13	6	35.575	6	16	1:09.653	1	2	39.832	4
14	16	35.912	2	96	1:09.906	8	96	40.064	8
15	44	42.417	1	44	1:15.414	1	44	1:48.930	0
16	25			25			25		

IDEAL / BEST LAP COMPARISON

NO	NAME	BEST	IN	IDEAL	DIFF
25	Andrew Hibberd	2:13.487	7		+
1	Jon Milicevic	2:13.752	2	2:13.574	+0.178
41	Enrico Spaggiari	2:18.415	8	2:17.609	+0.806
88	Michael Scott	2:20.055	6	2:19.180	+0.875
26	Steve Seaman	2:22.261	8	2:22.124	+0.137
89	James Long	2:22.432	8	2:22.110	+0.322
57	Simon Haughton	2:23.221	7	2:21.891	+1.330
82	Marcus Mussa	2:23.320	8	2:22.550	+0.770
6	Leif Bosson	2:23.458	4	2:23.376	+0.082
2	Barry Sewell	2:23.682	8	2:22.930	+0.752
34	Jim Blockley	2:23.780	5	2:23.529	+0.251
96	Keith Messer	2:25.610	8	2:24.700	+0.910
16	Mark Linstone	2:26.514	2	2:25.341	+1.173
65	Peter Thompson	2:20.404	6	2:20.404	+0.000
69	Gregan Thruston	2:23.115	4	2:21.381	+1.734
44	Peter Hamilton			3:46.761	7:08.014

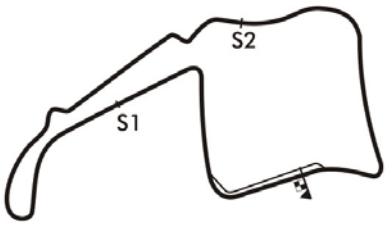

Session Start: 17:24:18 - Finish: 17:44:42
Weather/Track Conditions: Overcast/Wet
Circuit: Oulton Park International
Track Length: 4.332 Km - 2.6918 miles

Printed: 26-08-2018 - 17:48

Oulton Park Gold Cup Historic Race Meeting - 25 - 27 Aug 2018

HSCC Historic Formula 3

Race 9 - Best Sector Speeds

	NO	SECTOR 1	MPH	NO	SECTOR 2	MPH	NO	SECTOR 3	MPH
1	41	Enrico Spaggiari	102.5	1	Jon Milicevic	88.4	6	Leif Bosson	95.4
2	1	Jon Milicevic	101.5	6	Leif Bosson	87.8	1	Jon Milicevic	94.8
3	26	Steve Seaman	101.2	69	Gregan Thruston	87.5	34	Jim Blockley	93.8
4	6	Leif Bosson	99.8	41	Enrico Spaggiari	86.9	69	Gregan Thruston	93.4
5	69	Gregan Thruston	99.8	26	Steve Seaman	86.0	88	Michael Scott	92.5
6	88	Michael Scott	99.8	34	Jim Blockley	85.7	41	Enrico Spaggiari	92.3
7	82	Marcus Mussa	99.4	88	Michael Scott	85.6	2	Barry Sewell	91.8
8	2	Barry Sewell	98.8	2	Barry Sewell	85.3	89	James Long	91.6
9	34	Jim Blockley	98.5	89	James Long	84.9	96	Keith Messer	91.3
10	16	Mark Linstone	98.2	82	Marcus Mussa	84.7	26	Steve Seaman	91.1
11	96	Keith Messer	98.1	65	Peter Thompson	84.1	65	Peter Thompson	89.7
12	89	James Long	97.7	16	Mark Linstone	82.2	16	Mark Linstone	89.6
13	57	Simon Haughton	96.7	96	Keith Messer	82.0	82	Marcus Mussa	89.4
14	65	Peter Thompson	96.1	57	Simon Haughton	79.3	57	Simon Haughton	89.2
15	44	Peter Hamilton	85.8	44	Peter Hamilton	65.9	44	Peter Hamilton	35.9
16	25	Andrew Hibberd	0.0	25	Andrew Hibberd	0.0	25	Andrew Hibberd	0.0

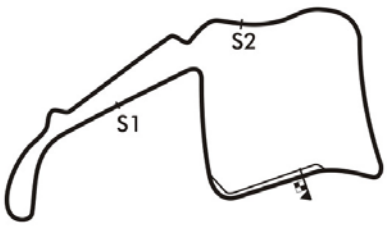

Session Start: 17:24:18 - Finish: 17:44:42
Weather/Track Conditions: Overcast/Wet
Circuit: Oulton Park International
Track Length: 4.332 Km - 2.6918 miles

Printed: 26-08-2018 - 17:49

Oulton Park Gold Cup Historic Race Meeting - 25 - 27 Aug 2018

HSCC Historic Formula 3

Race 9 - Lap Chart

Lap 1			Lap 2			Lap 3			Lap 4			Lap 5			Lap 6		
NO	Behind	Laptime	NO	Behind	Laptime	NO	Behind	Laptime	NO	Behind	Laptime	NO	Behind	Laptime	NO	Behind	Laptime
1		2:21.979	1		2:13.752	1		2:14.230	1		2:14.083	1		2:14.542	1		2:15.505
25	0.263	2:22.242	25	0.431	2:13.920	25	0.341	2:14.140	25	0.568	2:14.310	25	0.547	2:14.521	25	8.350	2:23.308
41	2.284	2:24.263	41	7.233	2:18.701	41	11.786	2:18.783	41	17.080	2:19.377	41	21.148	2:18.610	41	24.461	2:18.818
65	8.904	2:30.883	65	18.285	2:23.133	65	27.202	2:23.147	65	35.185	2:22.066	65	42.579	2:21.936	65	47.478	2:20.404
82	10.294	2:32.273	88	20.659	2:23.806	88	28.455	2:22.026	88	37.902	2:23.530	88	43.429	2:20.069	88	47.979	2:20.055
88	10.605	2:32.584	82	23.346	2:26.804	82	32.699	2:23.583	82	43.370	2:24.754	82	53.050	2:24.222	82	1:02.234	2:24.689
16	11.438	2:33.417	16	24.200	2:26.514	16	37.492	2:27.522	6	47.413	2:23.458	6	58.277	2:25.406	6	1:07.169	2:24.397
34	14.096	2:36.075	34	25.857	2:25.513	6	38.038	2:26.056	34	50.679	2:26.045	34	59.917	2:23.780	34	1:09.893	2:25.481
2	15.223	2:37.202	6	26.212	2:24.428	34	38.717	2:27.090	16	52.000	2:28.591	2	1:02.211	2:24.455	2	1:12.457	2:25.751
6	15.536	2:37.515	2	29.307	2:27.836	2	40.258	2:25.181	2	52.298	2:26.123	69	1:02.219	2:24.091	89	1:12.986	2:23.341
69	16.371	2:38.350	57	30.229	2:26.123	89	43.060	2:25.318	69	52.670	2:23.115	89	1:05.150	2:25.422	26	1:20.735	2:27.076
57	17.858	2:39.837	89	31.972	2:27.438	69	43.638	2:25.254	89	54.270	2:25.293	16	1:08.506	2:31.048	16	1:23.505	2:30.504
89	18.286	2:40.265	69	32.614	2:29.995	57	44.593	2:28.594	26	56.182	2:23.844	26	1:09.164	2:27.524	96	1:25.451	2:27.992
96	20.085	2:42.064	26	33.965	2:27.114	26	46.421	2:26.686	96	1:01.069	2:27.274	96	1:12.964	2:26.437	57	2:00.846	2:24.391
26	20.603	2:42.582	96	35.511	2:29.178	96	47.878	2:26.597	57	1:40.829	3:10.319	57	1:51.960	2:25.673	**69**	2:02.516	3:15.802
44	29.712	2:51.691															

Session Start: 17:24:18 - Finish: 17:44:42
Weather/Track Conditions: Overcast/Wet
Circuit: Oulton Park International
Track Length: 4.332 Km - 2.6918 miles
Printed: 26-08-2018 - 17:49

MST
Results: www.mstworld.com. Live Timing: https://livetiming.getraceresults.com/mst. Email: timing@mstworld.com

Oulton Park Gold Cup Historic Race Meeting - 25 - 27 Aug 2018

HSCC Historic Formula 3

Race 9 - Lap Chart

Lap 7			Lap 8			Lap 9		
NO	Behind	Laptime	NO	Behind	Laptime	NO	Behind	Laptime
1		2:17.928	1		2:16.397	1		2:15.967
25	3.909	2:13.487	25	2.634	2:15.122	25	0.380	2:13.713
41	24.966	2:18.433	41	26.984	2:18.415	16	1 LAP	3:07.725
88	50.845	2:20.794	88	56.859	2:22.411	57	1 LAP	2:52.512
6	1:15.147	2:25.906	6	1:23.813	2:25.063	41	31.578	2:20.561
65	1:16.212	2:46.662	34	1:24.686	2:24.232	88	1:05.100	2:24.208
34	1:16.851	2:24.886	89	1:26.025	2:22.432	6	1:34.644	2:26.798
89	1:19.990	2:24.932	82	1:27.682	2:23.320	34	1:34.997	2:26.278
82	1:20.759	2:36.453	2	1:28.838	2:23.682	89	1:35.638	2:25.580
2	1:21.553	2:27.024	26	1:32.000	2:22.261	82	1:36.585	2:24.870
26	1:26.136	2:23.329	96	1:44.419	2:25.610	2	1:37.817	2:24.946
96	1:35.206	2:27.683				26	1:39.699	2:23.666
16	1:41.434	2:35.857				96	1:54.938	2:26.486
57	2:06.139	2:23.221						

Session Start: 17:24:18 - Finish: 17:44:42
Weather/Track Conditions: Overcast/Wet
Circuit: Oulton Park International
Track Length: 4.332 Km - 2.6918 miles
Printed: 26-08-2018 - 17:49

MST
Results: www.mstworld.com. Live Timing: https://livetiming.getraceresults.com/mst. Email: timing@mstworld.com

Oulton Park Gold Cup Historic Race Meeting - 25 - 27 Aug 2018

HSCC Historic Formula 3

Race 14 - Starting Grid

Sheet No:

Start Time : 13:20 - Heat Duration : 20 Minutes

ROW							
8	15	44	Peter Hamilton	16	8	Martyn Halliday
7	13	96	Keith Messer	14	16	Mark Linstone
6	11	2	Barry Sewell	12	34	Jim Blockley
5	9	82	Marcus Mussa	10	6	Leif Bosson
4	7	89	James Long	8	69	Gregan Thruston
3	5	65	Peter Thompson	6	26	Steve Seaman
2	3	41	Enrico Spaggiari	4	88	Michael Scott
1	1	25	Andrew Hibberd	2	1	Jon Milicevic

Pole Right

Car 57 - withdrawn.

Circuit: Oulton Park International
Track Length: 4.332 Km - 2.6918 miles

These results are provisional until the conclusion of any judicial and technical matters.

Clerk of the Course:	Timekeeper:	Issued at:
Julian Floyd	Nick Palmer	

MST

Printed : 27-08-2018 - 11:35

Oulton Park Gold Cup Historic Race Meeting - 25 - 27 Aug 2018

HSCC Historic Formula 3

Race 14 - Classification

Sheet No:

POS	NO	DRIVER/S	CLASS	CLASS POS	CAR MAKE / MODEL	TIME	LAPS	GAP	DIFF	MPH	BEST	ON
1	1	Jon Milicevic	B	1	Brabham BT21B	7:29.275	4	-- 4 laps --		86.27	1:50.278	4
2	25	Andrew Hibberd	B	2	Brabham BT18	7:31.728	4	2.453	2.453	85.81	1:50.800	3
3	88	Michael Scott	B	3	Brabham BT28	7:40.680	4	11.405	8.952	84.14	1:53.763	3
4	26	Steve Seaman	B	4	Brabham BT21	7:45.335	4	16.060	4.655	83.29	1:54.293	3
5	41	Enrico Spaggiari	B	5	Lotus 41	7:53.070	4	23.795	7.735	81.93	1:54.844	3
6	82	Marcus Mussa	B	6	Tecno F3	7:54.467	4	25.192	1.397	81.69	1:56.709	4
7	16	Mark Linstone	B	7	Brabham BT21	7:56.700	4	27.425	2.233	81.31	1:57.630	4
8	2	Barry Sewell	B	8	Lotus 41	8:06.108	4	36.833	9.408	79.73	1:59.132	3
9	8	Martyn Halliday	B	9	Chevron B15C	8:08.607	4	39.332	2.499	79.33	1:58.835	3
10	89	James Long	A	1	Brabham BT15	8:10.699	4	41.424	2.092	78.99	1:59.223	4
		---------- NOT CLASSIFIED ----------										
DNF	96	Keith Messer	B		Vesey Ford	2:36.228	1	-- 1 laps --	24.937	62.03		
DNF	34	Jim Blockley	B		Brabham BT21B-16							

---------- FASTEST LAP SUMMARY ----------

NO	DRIVER/S	CLASS	CAR MAKE / MODEL	FASTEST LAP	ON	MPH
1	Jon Milicevic	B	Brabham BT21B	1:50.278	4	87.87
89	James Long	A	Brabham BT15	1:59.223	4	81.28

Cars 6, 44, 65 & 69 did not participate in restarted race.

Session Start: 13:44:19 - Finish: 13:51:47
Weather/Track Conditions: Cloud/Dry
Circuit: Oulton Park International
Track Length: 4.332 Km - 2.6918 miles

These results are provisional until the conclusion of any judicial and technical matters.

Clerk of the Course:	Timekeeper:	Issued at:
Julian Floyd	Nick Palmer	

Oulton Park Gold Cup Historic Race Meeting - 25 - 27 Aug 2018

HSCC Historic Formula 3

Race 14 - Sector Analysis

1 Jon Milicevic (B) — Brabham BT21B

lap	Sect-1	Speed	Sect-2	Speed	Sect-3	Speed	Laptime	Pit	lap	Sect-1	Speed	Sect-2	Speed	Sect-3	Speed	Laptime	Pit
1		111.3	53.718	95.3	30.955	101.3	1:56.977		3	27.282	113.5	52.859	96.0	30.791	100.3	1:50.932	
2	27.098	113.2	53.459	96.8	30.531	101.9	1:51.088		4	27.239	113.0	52.435	97.1	30.604	101.9	1:50.278	

2 Barry Sewell (B) — Lotus 41

lap	Sect-1	Speed	Sect-2	Speed	Sect-3	Speed	Laptime	Pit	lap	Sect-1	Speed	Sect-2	Speed	Sect-3	Speed	Laptime	Pit
1		108.1	57.166	91.7	34.148	98.1	2:08.086		3	29.453	107.6	56.537	91.7	33.142	97.4	1:59.132	
2	29.452	107.2	56.905	92.0	33.326	97.1	1:59.683		4	29.715	107.6	56.304	91.3	33.188	92.8	1:59.207	

8 Martyn Halliday (B) — Chevron B15C

lap	Sect-1	Speed	Sect-2	Speed	Sect-3	Speed	Laptime	Pit	lap	Sect-1	Speed	Sect-2	Speed	Sect-3	Speed	Laptime	Pit
1		100.0	59.555	89.9	33.623	96.6	2:10.808		3	29.121	111.7	56.513	96.4	33.201	99.7	1:58.835	
2	29.314	111.8	57.059	94.8	33.294	97.7	1:59.667		4	29.109	111.5	57.066	95.2	33.122	94.5	1:59.297	

16 Mark Linstone (B) — Brabham BT21

lap	Sect-1	Speed	Sect-2	Speed	Sect-3	Speed	Laptime	Pit	lap	Sect-1	Speed	Sect-2	Speed	Sect-3	Speed	Laptime	Pit
1		109.9	55.469	95.2	31.948	100.5	2:02.220		3	29.126	109.0	56.831	94.5	32.395	99.5	1:58.352	
2	28.928	109.7	56.538	93.9	33.032	99.3	1:58.498		4	28.729	110.2	56.337	93.5	32.564	99.6	1:57.630	

25 Andrew Hibberd (B) — Brabham BT18

lap	Sect-1	Speed	Sect-2	Speed	Sect-3	Speed	Laptime	Pit	lap	Sect-1	Speed	Sect-2	Speed	Sect-3	Speed	Laptime	Pit
1		114.9	53.936	98.9	31.179	104.4	1:58.389		3	27.204	113.5	52.952	98.8	30.644	104.1	1:50.800	
2	27.656	114.3	53.286	98.8	30.673	103.6	1:51.615		4	27.164	113.9	52.970	99.2	30.790	103.1	1:50.924	

26 Steve Seaman (B) — Brabham BT21

lap	Sect-1	Speed	Sect-2	Speed	Sect-3	Speed	Laptime	Pit	lap	Sect-1	Speed	Sect-2	Speed	Sect-3	Speed	Laptime	Pit
1		113.3	55.427	98.8	31.537	102.6	2:00.954		3	27.633	112.4	54.753	97.1	31.907	101.3	1:54.293	
2	27.813	113.2	55.386	98.1	31.831	102.2	1:55.030		4	27.816	111.3	55.353	97.7	31.889	96.6	1:55.058	

34 Jim Blockley (B) — Brabham BT21B-16

lap	Sect-1	Speed	Sect-2	Speed	Sect-3	Speed	Laptime	Pit	lap	Sect-1	Speed	Sect-2	Speed	Sect-3	Speed	Laptime	Pit

41 Enrico Spaggiari (B) — Lotus 41

lap	Sect-1	Speed	Sect-2	Speed	Sect-3	Speed	Laptime	Pit	lap	Sect-1	Speed	Sect-2	Speed	Sect-3	Speed	Laptime	Pit
1		110.6	56.822	95.7	33.349	98.7	2:07.360		3	28.051	109.9	54.873	95.7	31.920	99.3	1:54.844	
2	28.453	109.7	55.450	95.6	31.869	99.6	1:55.772		4	28.501	110.0	54.865	95.5	31.728	99.2	1:55.094	

82 Marcus Mussa (B) — Tecno F3

lap	Sect-1	Speed	Sect-2	Speed	Sect-3	Speed	Laptime	Pit	lap	Sect-1	Speed	Sect-2	Speed	Sect-3	Speed	Laptime	Pit
1		110.2	55.552	94.5	32.019	100.0	2:02.992		3	28.717	109.0	56.290	93.2	32.400	99.2	1:57.407	
2	28.557	111.5	56.430	94.3	32.372	99.2	1:57.359		4	28.599	108.6	55.842	95.1	32.268	99.7	1:56.709	

88 Michael Scott (B) — Brabham BT28

lap	Sect-1	Speed	Sect-2	Speed	Sect-3	Speed	Laptime	Pit	lap	Sect-1	Speed	Sect-2	Speed	Sect-3	Speed	Laptime	Pit
1		112.2	53.907	97.0	31.423	99.7	1:58.366		3	27.947	111.1	54.113	96.3	31.703	99.0	1:53.763	
2	28.503	112.4	53.696	97.9	31.712	99.3	1:53.911		4	28.211	110.9	54.314	93.9	32.115	98.6	1:54.640	

89 James Long (A) — Brabham BT15

lap	Sect-1	Speed	Sect-2	Speed	Sect-3	Speed	Laptime	Pit	lap	Sect-1	Speed	Sect-2	Speed	Sect-3	Speed	Laptime	Pit
1		105.2	1:00.012	89.8	33.275	96.5	2:11.291		3	29.362	106.6	57.167	90.3	33.152	95.1	1:59.681	
2	29.963	103.8	57.375	89.9	33.166	95.8	2:00.504		4	29.364	105.9	56.987	90.4	32.872	95.4	1:59.223	

96 Keith Messer (B) — Vesey Ford

lap	Sect-1	Speed	Sect-2	Speed	Sect-3	Speed	Laptime	Pit	lap	Sect-1	Speed	Sect-2	Speed	Sect-3	Speed	Laptime	Pit
1		104.6	1:00.634	77.0			2:36.228		2								

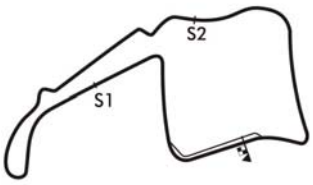

Session Start: 13:44:19 - Finish: 13:51:47
Weather/Track Conditions: Cloud/Dry
Circuit: Oulton Park International
Track Length: 4.332 Km - 2.6918 miles
Printed: 27-08-2018 - 13:53

MST
Results: www.mstworld.com. Live Timing: https://livetiming.getraceresults.com/mst. Email: timing@mstworld.com

Oulton Park Gold Cup Historic Race Meeting - 25 - 27 Aug 2018

HSCC Historic Formula 3

Race 14 - Best Sector Times

	SECTOR 1			SECTOR 2			SECTOR 3		
	NO	TIME	LAP	NO	TIME	LAP	NO	TIME	LAP
1	1	27.098	2	1	52.435	4	1	30.531	2
2	25	27.164	4	25	52.952	3	25	30.644	3
3	26	27.633	3	88	53.696	2	88	31.423	1
4	88	27.947	3	26	54.753	3	26	31.537	1
5	41	28.051	3	41	54.865	4	41	31.728	4
6	82	28.557	2	16	55.469	1	16	31.948	1
7	16	28.729	4	82	55.552	1	82	32.019	1
8	8	29.109	4	2	56.304	4	89	32.872	4
9	89	29.362	3	8	56.513	3	8	33.122	4
10	2	29.452	2	89	56.987	4	2	33.142	3
11	34			96	1:00.634	1	96	1:33.531	0
12	96	34.928	1	34			34		

IDEAL / BEST LAP COMPARISON

NO	NAME	BEST	IN	IDEAL	DIFF
1	Jon Milicevic	1:50.278	4	1:50.064	+0.214
25	Andrew Hibberd	1:50.800	3	1:50.760	+0.040
88	Michael Scott	1:53.763	3	1:53.066	+0.697
26	Steve Seaman	1:54.293	3	1:53.923	+0.370
41	Enrico Spaggiari	1:54.844	3	1:54.644	+0.200
82	Marcus Mussa	1:56.709	4	1:56.128	+0.581
16	Mark Linstone	1:57.630	4	1:56.146	+1.484
8	Martyn Halliday	1:58.835	3	1:58.744	+0.091
2	Barry Sewell	1:59.132	3	1:58.898	+0.234
89	James Long	1:59.223	4	1:59.221	+0.002
96	Keith Messer			3:09.093	7:45.682
34	Jim Blockley			3:27.012	7:27.763

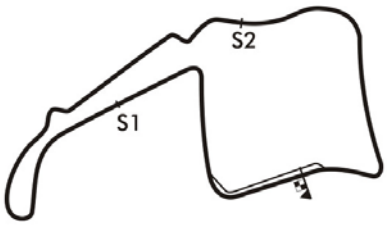

Session Start: 13:44:19 - Finish: 13:51:47
Weather/Track Conditions: Cloud/Dry
Circuit: Oulton Park International
Track Length: 4.332 Km - 2.6918 miles
Printed: 27-08-2018 - 13:53

Oulton Park Gold Cup Historic Race Meeting - 25 - 27 Aug 2018

HSCC Historic Formula 3

Race 14 - Best Sector Speeds

	NO	SECTOR 1	MPH	NO	SECTOR 2	MPH	NO	SECTOR 3	MPH
1	25	Andrew Hibberd	114.9	25	Andrew Hibberd	99.2	25	Andrew Hibberd	104.4
2	1	Jon Milicevic	113.5	26	Steve Seaman	98.8	26	Steve Seaman	102.6
3	26	Steve Seaman	113.3	88	Michael Scott	97.9	1	Jon Milicevic	101.9
4	88	Michael Scott	112.4	1	Jon Milicevic	97.1	16	Mark Linstone	100.5
5	8	Martyn Halliday	111.8	8	Martyn Halliday	96.4	82	Marcus Mussa	100.0
6	82	Marcus Mussa	111.5	41	Enrico Spaggiari	95.7	8	Martyn Halliday	99.7
7	41	Enrico Spaggiari	110.6	16	Mark Linstone	95.2	88	Michael Scott	99.7
8	16	Mark Linstone	110.2	82	Marcus Mussa	95.1	41	Enrico Spaggiari	99.6
9	2	Barry Sewell	108.1	2	Barry Sewell	92.0	2	Barry Sewell	98.1
10	89	James Long	106.6	89	James Long	90.4	89	James Long	96.5
11	96	Keith Messer	104.6	96	Keith Messer	77.0	96	Keith Messer	31.7
12	34	Jim Blockley	100.7	34	Jim Blockley	60.1	34	Jim Blockley	29.5

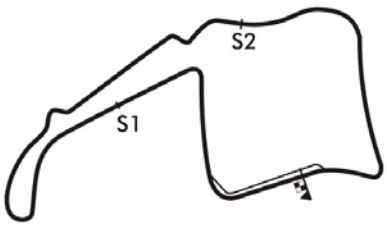

Session Start: 13:44:19 - Finish: 13:51:47
Weather/Track Conditions: Cloud/Dry
Circuit: Oulton Park International
Track Length: 4.332 Km - 2.6918 miles

Printed: 27-08-2018 - 13:53

Oulton Park Gold Cup Historic Race Meeting - 25 - 27 Aug 2018

HSCC Historic Formula 3

Race 14 - Lap Chart

Lap 1			Lap 2			Lap 3			Lap 4		
NO	Behind	Laptime	NO	Behind	Laptime	NO	Behind	Laptime	NO	Behind	Laptime
1		1:56.977	1		1:51.088	1		1:50.932	1		1:50.278
88	1.389	1:58.366	25	1.939	1:51.615	25	1.807	1:50.800	25	2.453	1:50.924
25	1.412	1:58.389	88	4.212	1:53.911	88	7.043	1:53.763	88	11.405	1:54.640
26	3.977	2:00.954	26	7.919	1:55.030	26	11.280	1:54.293	26	16.060	1:55.058
16	5.243	2:02.220	82	12.286	1:57.359	82	18.761	1:57.407	41	23.795	1:55.094
82	6.015	2:02.992	16	12.653	1:58.498	41	18.979	1:54.844	82	25.192	1:56.709
41	10.383	2:07.360	41	15.067	1:55.772	16	20.073	1:58.352	16	27.425	1:57.630
2	11.109	2:08.086	2	19.704	1:59.683	2	27.904	1:59.132	2	36.833	1:59.207
8	13.831	2:10.808	8	22.410	1:59.667	8	30.313	1:58.835	8	39.332	1:59.297
89	14.314	2:11.291	89	23.730	2:00.504	89	32.479	1:59.681	89	41.424	1:59.223
96	39.251	2:36.228									

Session Start: 13:44:19 - Finish: 13:51:47
Weather/Track Conditions: Cloud/Dry
Circuit: Oulton Park International
Track Length: 4.332 Km - 2.6918 miles
Printed: 27-08-2018 - 13:54

MST
Results: www.mstworld.com. Live Timing: https://livetiming.getraceresults.com/mst. Email: timing@mstworld.com

Historic Sports Car Club

Oulton Park Gold Cup

Saturday 25th – Monday 27th August 2018

Results Booklet

Timing & Results by MST SYSTEMS Ltd.
www.mstworld.com

© MST SYSTEMS Ltd. 2018
The Haysfield, Spring Lane North, Malvern, Worcestershire WR14 1GF
tel: +44 (0)1684 560614 email: motorsport@mstworld.com

Oulton Park Circuit

Little Budworth, Tarporley, Cheshire CW69BW

www.oultonpark.co.uk

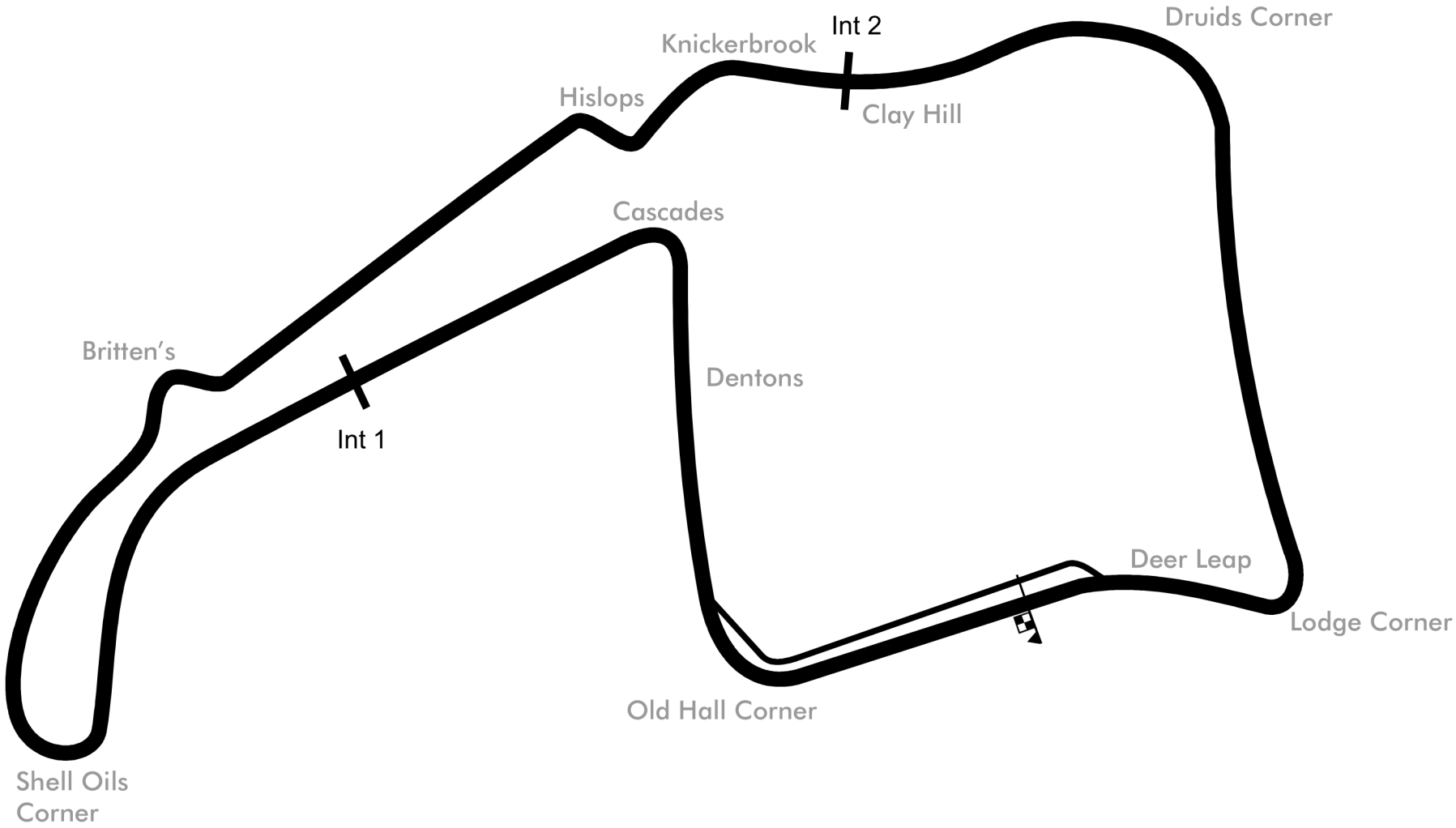

Circuit Length:	2.692 M / 4.332 km
Pit Lane:	200m, 12s @ 60km/h
Intermediate 1:	1.168 km
Intermediate 2:	3.077 km
Start line offset:	0 m

Oulton Park Gold Cup Historic Race Meeting - 25 - 27 Aug 2018

HSCC 70's Road Sports

Qualifying for Race 10 - Classification

Sheet No:

POS	NO	DRIVER/S	CLASS	CLASS POS	CAR MAKE / MODEL	TIME	ON	LAPS	GAP	DIFF	MPH
1	19	Will Leverett	C	1	Lotus Europa	2:02.029	7	7			79.41
2	172	Russell Paterson	A	1	Morgan Plus 8	2:02.771	3	8	0.742	0.742	78.93
3	72	Jim Dean	C	2	Lotus Europa	2:03.774	4	7	1.745	1.003	78.29
4	22	Jeremy Clark	C	3	Lotus Elan S4	2:03.845	7	8	1.816	0.071	78.25
5	20	Mark Leverett	C	4	Lotus Elan	2:04.516	7	7	2.487	0.671	77.82
6	30	John Williams	B	1	Porsche 911SC	2:04.703	5	8	2.674	0.187	77.71
7	65	Stephen Cooke	C	5	Lotus Seven S4	2:06.119	6	7	4.090	1.416	76.84
8	131	Mark Bennett	A	2	MGB	2:06.229	7	7	4.200	0.110	76.77
9	11	Howard Payne	C	6	Lotus Europa TC	2:06.852	7	7	4.823	0.623	76.39
10	47	Paul Tooms	C	7	Lotus Europa TC	2:06.874	4	5	4.845	0.022	76.38
11	35	Robert Gate	A	3	Jaguar E-type	2:07.832	3	5	5.803	0.958	75.81
12	37	Nicholas Strong	B	2	Marcos 3000GT	2:08.238	7	7	6.209	0.406	75.57
13	55	Steve Bellerby	B	3	TVR 3000M	2:12.175	6	7	10.146	3.937	73.32
14	5	Ian Jacobs	D	1	Fiat 124 Spider	2:12.454	7	7	10.425	0.279	73.16
15	91	Steve Worrad	I	1	Datsun YB110	2:12.489	6	6	10.460	0.035	73.14
16	70	Steve Skipworth	C	8	Lotus Europa	2:12.586	7	7	10.557	0.097	73.09
17	7	David Tomkinson	E	1	Triumph Spitfire	2:12.670	7	7	10.641	0.084	73.04
18	2	Adam Bagnall	A	4	Jaguar E-type	2:13.087	6	7	11.058	0.417	72.81
19	28	Simon Baines	D	2	Porsche 924	2:14.026	6	7	11.997	0.939	72.30
20	56	Sarah Hutchison	D	3	Lancia Beta	2:14.089	4	6	12.060	0.063	72.27
21	101	Peter Bowyer	I	2	MGB Roadster	2:14.474	5	6	12.445	0.385	72.06
22	136	Michael Parden	I	3	TVR 2500	2:15.027	6	7	12.998	0.553	71.77
23	150	John Dickson	I	4	Ferrari 308 GTB	2:15.179	2	3	13.150	0.152	71.69
24	177	Roy Davis	I	5	Triumph GT6	2:17.591	5	6	15.562	2.412	70.43
25	10	Nigel Ashley	C	9	Lotus Europa	2:21.172	4	6	19.143	3.581	68.64
26	57	Mark Oldfield	D	4	Lancia Monte Carlo			1			0.00
27	94	Brynmor Pierce	I	6	Porsche 924			1			0.00

Session Start: 16:29:36 - Finish: 16:44:37
Weather/Track Conditions: Bright/Dry
Circuit: Oulton Park International
Track Length: 4.332 Km - 2.6918 miles

These results are provisional until the conclusion of any judicial and technical matters.

Clerk of the Course:	Timekeeper:	Issued at:
Julian Floyd	Nick Palmer	

Oulton Park Gold Cup Historic Race Meeting - 25 - 27 Aug 2018

HSCC 70's Road Sports

Qualifying for Race 10 - Sector Analysis

2 Adam Bagnall (A) — Jaguar E-type

lap	Sect-1	Speed	Sect-2	Speed	Sect-3	Speed	Laptime	Pit	lap	Sect-1	Speed	Sect-2	Speed	Sect-3	Speed	Laptime	Pit
1	Out	75.9	1:16.097	69.5	41.034	92.3	2:31.645		5	32.802	100.1	1:04.901	93.7	36.857	96.3	2:14.560	
2	34.089	100.1	1:05.090	89.3	36.496	96.5	2:15.675		6	32.532	105.7	1:03.682	93.2	36.873	98.6	2:13.087	
3	32.258	97.7	1:07.047	91.0	37.149	97.4	2:16.454		7	31.646	105.1	1:04.145	80.1	38.438	85.2	2:14.229	
4	32.520	95.9	1:05.401	89.3	36.240	98.9	2:14.161		8								

5 Ian Jacobs (D) — Fiat 124 Spider

lap	Sect-1	Speed	Sect-2	Speed	Sect-3	Speed	Laptime	Pit	lap	Sect-1	Speed	Sect-2	Speed	Sect-3	Speed	Laptime	Pit
1	Out	84.5	1:09.968	79.3	38.535	82.1	2:25.960		5	32.754	94.9	1:03.828	80.1	36.315	87.5	2:12.897	
2	35.691	93.1	1:07.290	80.8	37.134	87.0	2:20.115		6	32.664	97.4	1:03.784	81.0	36.175	87.2	2:12.623	
3	33.166	97.1	1:04.255	81.7	37.295	71.5	2:14.716		7	32.694	96.6	1:03.885	80.6	35.875	88.0	2:12.454	
4	33.611	97.0	1:03.844	80.4	36.819	87.1	2:14.274		8								

7 David Tomkinson (E) — Triumph Spitfire

lap	Sect-1	Speed	Sect-2	Speed	Sect-3	Speed	Laptime	Pit	lap	Sect-1	Speed	Sect-2	Speed	Sect-3	Speed	Laptime	Pit
1	Out	85.4	1:09.990	77.5	43.121	84.4	2:29.280		5	33.565	94.4	1:06.570	79.6	37.099	86.1	2:17.234	
2	34.110	92.5	1:04.733	79.7	38.225	84.1	2:17.068		6	33.564	94.0	1:04.046	79.9	36.721	86.0	2:14.331	
3	35.122	92.1	1:06.160	79.5	37.726	86.1	2:19.008		7	33.075	93.6	1:03.083	80.1	36.512	85.6	2:12.670	
4	33.828	93.1	1:04.093	80.1	37.066	85.3	2:14.987		8								

10 Nigel Ashley (C) — Lotus Europa

lap	Sect-1	Speed	Sect-2	Speed	Sect-3	Speed	Laptime	Pit	lap	Sect-1	Speed	Sect-2	Speed	Sect-3	Speed	Laptime	Pit
1	Out	70.4	1:15.441	80.4	40.306	90.4	2:33.273		4	35.793	97.4	1:06.831	86.6	38.548	91.0	2:21.172	
2	35.474	97.5	1:08.610	85.5	38.825	92.6	2:22.909		5	35.855	96.4	1:07.719	83.2	39.239	91.7	2:22.813	
3	35.008	96.3	1:09.108	84.5	38.976	90.6	2:23.092		6	35.664	98.2	1:06.887	85.1	39.246	91.3	2:21.797	

11 Howard Payne (C) — Lotus Europa TC

lap	Sect-1	Speed	Sect-2	Speed	Sect-3	Speed	Laptime	Pit	lap	Sect-1	Speed	Sect-2	Speed	Sect-3	Speed	Laptime	Pit
1	Out	64.2	1:14.582	75.8	39.281	87.2	2:33.013		5	32.079	92.5	1:03.246	86.7	35.930	93.1	2:11.255	
2	34.219	92.8	1:06.166	84.7	36.719	92.2	2:17.104		6	32.188	98.9	1:02.262	85.9	35.196	94.7	2:09.646	
3	32.373	99.4	1:03.127	86.3	35.670	92.0	2:11.170		7	31.110	102.1	1:01.075	88.4	34.667	95.8	2:06.852	
4	32.609	97.8	1:02.556	86.5	35.532	93.2	2:10.697		8								

19 Will Leverett (C) — Lotus Europa

lap	Sect-1	Speed	Sect-2	Speed	Sect-3	Speed	Laptime	Pit	lap	Sect-1	Speed	Sect-2	Speed	Sect-3	Speed	Laptime	Pit
1	Out	99.5	1:02.215	90.1	35.115	96.7	2:11.178		5	30.156	105.4	58.883	92.7	33.858	96.9	2:02.897	
2	30.597	106.2	1:00.627	92.2	34.968	97.1	2:06.192		6	30.190	105.6	1:00.605	92.7	33.842	97.7	2:04.637	
3	30.166	105.6	59.563	91.5	34.295	97.1	2:04.024		7	29.901	105.1	58.651	93.0	33.477	97.7	2:02.029	
4	30.727	104.8	59.350	92.5	33.945	96.9	2:04.022		8								

20 Mark Leverett (C) — Lotus Elan

lap	Sect-1	Speed	Sect-2	Speed	Sect-3	Speed	Laptime	Pit	lap	Sect-1	Speed	Sect-2	Speed	Sect-3	Speed	Laptime	Pit
1	Out	93.0	1:07.814	79.9	36.951	94.2	2:18.392		5	30.899	107.2	1:00.401	91.0	33.946	98.6	2:05.246	
2	31.802	101.8	1:01.595	88.4	36.034	95.2	2:09.431		6	31.391	106.1	59.490	90.4	34.104	98.4	2:04.985	
3	32.132	102.1	1:02.501	89.8	35.511	97.1	2:10.144		7	31.152	105.9	59.003	90.6	34.361	97.4	2:04.516	
4	31.027	106.2	59.979	91.7	34.516	98.6	2:05.522		8								

22 Jeremy Clark (C) — Lotus Elan S4

lap	Sect-1	Speed	Sect-2	Speed	Sect-3	Speed	Laptime	Pit	lap	Sect-1	Speed	Sect-2	Speed	Sect-3	Speed	Laptime	Pit
1	Out	95.5	1:04.609	90.1	35.988	97.7	2:14.800		5	30.762	106.2	59.620	93.6	33.926	99.6	2:04.308	
2	31.092	107.1	1:00.884	92.8	35.878	92.3	2:07.854		6	30.562	106.4	59.150	92.8	34.448	99.3	2:04.160	
3	31.181	107.4	1:00.769	93.2	34.401	99.6	2:06.351		7	30.536	107.1	59.229	93.2	34.080	99.5	2:03.845	
4	30.734	107.6	1:00.118	93.6	34.186	95.8	2:05.038		8	30.721	106.6	59.941	91.8	36.238	87.4	2:06.900	

28 Simon Baines (D) — Porsche 924

lap	Sect-1	Speed	Sect-2	Speed	Sect-3	Speed	Laptime	Pit	lap	Sect-1	Speed	Sect-2	Speed	Sect-3	Speed	Laptime	Pit
1	Out	71.3	1:15.749	76.8	40.712	84.9	2:33.150		5	33.305	94.1	1:04.483	79.0	37.661	86.8	2:15.449	
2	35.573	93.0	1:07.991	78.8	39.007	86.2	2:22.571		6	33.208	94.5	1:03.712	78.1	37.106	86.4	2:14.026	
3	34.831	93.0	1:06.084	78.8	37.880	85.8	2:18.795		7	33.350	93.7	1:04.227	79.0	37.066	86.4	2:14.643	
4	33.494	93.9	1:04.653	79.5	37.134	86.2	2:15.281		8								

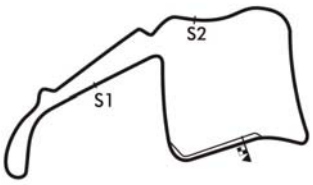

Session Start: 16:29:36 - Finish: 16:44:37
Weather/Track Conditions: Bright/Dry
Circuit: Oulton Park International
Track Length: 4.332 Km - 2.6918 miles
Printed: 25-08-2018 - 16:51

MST
Results: www.mstworld.com. Live Timing: https://livetiming.getraceresults.com/mst. Email: timing@mstworld.com

Oulton Park Gold Cup Historic Race Meeting - 25 - 27 Aug 2018

HSCC 70's Road Sports

Qualifying for Race 10 - Sector Analysis

30 John Williams (B) — Porsche 911SC

lap	Sect-1	Speed	Sect-2	Speed	Sect-3	Speed	Laptime	Pit	lap	Sect-1	Speed	Sect-2	Speed	Sect-3	Speed	Laptime	Pit
1	Out	94.4	1:04.961	89.8	35.504	96.3	2:13.168		5	30.659	106.6	59.791	90.7	34.253	95.9	2:04.703	
2	31.797	93.7	1:02.135	90.5	34.648	95.8	2:08.580		6	30.580	105.2	59.921	90.3	34.307	99.5	2:04.808	
3	30.730	106.4	1:00.875	91.6	34.393	97.6	2:05.998		7	32.006	105.2	1:00.083	91.1	34.518	97.3	2:06.607	
4	32.008	101.3	1:01.567	90.7	34.861	98.6	2:08.436		8	30.659	105.1	1:00.008	90.3	34.441	95.1	2:05.108	

35 Robert Gate (A) — Jaguar E-type

lap	Sect-1	Speed	Sect-2	Speed	Sect-3	Speed	Laptime	Pit	lap	Sect-1	Speed	Sect-2	Speed	Sect-3	Speed	Laptime	Pit
1	Out	100.7	1:03.495	91.8	35.446	101.6	2:11.783		4	31.337	108.3	1:02.807	93.1	35.601	100.5	2:09.745	
2	31.977	102.1	1:02.002	93.9	35.410	99.6	2:09.389		5	31.691	106.1	1:03.332	93.4	36.814	85.3	2:11.837	
3	31.311	106.1	1:01.213	91.1	35.308	98.0	2:07.832		6								

37 Nicholas Strong (B) — Marcos 3000GT

lap	Sect-1	Speed	Sect-2	Speed	Sect-3	Speed	Laptime	Pit	lap	Sect-1	Speed	Sect-2	Speed	Sect-3	Speed	Laptime	Pit
1	Out	73.6	1:14.938	74.1	40.242	93.8	2:28.333		5	31.129	103.8	1:01.357	96.1	35.769	101.3	2:08.255	
2	33.392	101.3	1:03.712	95.7	36.115	100.9	2:13.219		6	32.004	100.3	1:01.584	91.8	36.161	100.9	2:09.749	
3	32.450	102.9	1:03.991	95.3	35.467	99.3	2:11.908		7	31.721	107.4	1:01.461	94.5	35.056	101.7	2:08.238	
4	32.287	106.4	1:02.172	92.1	35.930	101.1	2:10.389		8								

47 Paul Tooms (C) — Lotus Europa TC

lap	Sect-1	Speed	Sect-2	Speed	Sect-3	Speed	Laptime	Pit	lap	Sect-1	Speed	Sect-2	Speed	Sect-3	Speed	Laptime	Pit
1	Out	95.5	1:05.855	86.0	36.147	93.5	2:13.719		4	30.860	100.9	1:01.240	91.2	34.774	98.3	2:06.874	
2	32.049	93.1	1:02.703	89.4	35.634	95.5	2:10.386		5	31.478	103.5	1:08.043	84.2			2:22.235	
3	31.764	102.1	1:02.160	90.7	35.750	95.8	2:09.674		6								

55 Steve Bellerby (B) — TVR 3000M

lap	Sect-1	Speed	Sect-2	Speed	Sect-3	Speed	Laptime	Pit	lap	Sect-1	Speed	Sect-2	Speed	Sect-3	Speed	Laptime	Pit
1	Out	93.7	1:07.389	86.0	37.041	92.7	2:18.513		5	33.203	98.5	1:03.441	88.1	36.321	93.9	2:12.965	
2	33.273	97.5	1:03.742	87.7	36.258	94.5	2:13.273		6	32.897	99.1	1:03.480	87.9	35.798	93.5	2:12.175	
3	32.747	100.0	1:04.015	87.7	36.502	94.5	2:13.264		7	32.672	99.8	1:03.493	88.1	36.032	93.5	2:12.197	
4	32.931	98.7	1:03.524	87.8	36.646	92.7	2:13.101		8								

56 Sarah Hutchison (D) — Lancia Beta

lap	Sect-1	Speed	Sect-2	Speed	Sect-3	Speed	Laptime	Pit	lap	Sect-1	Speed	Sect-2	Speed	Sect-3	Speed	Laptime	Pit
1	Out	82.3	1:11.910	80.3	40.318	90.6	2:29.666		4	33.052	97.8	1:03.786	84.0	37.251	91.1	2:14.089	
2	33.939	97.1	1:04.558	83.5	37.848	90.5	2:16.345		5	33.311	96.7	1:04.644	83.3	37.386	90.5	2:15.341	
3	33.203	97.8	1:04.507	84.4	37.019	91.1	2:14.729		6	33.439	97.2	1:05.291	74.8			2:27.680	

57 Mark Oldfield (D) — Lancia Monte Carlo

lap	Sect-1	Speed	Sect-2	Speed	Sect-3	Speed	Laptime	Pit	lap	Sect-1	Speed	Sect-2	Speed	Sect-3	Speed	Laptime	Pit
1	Out	80.2	1:11.150	67.8			2:38.136		2								

65 Stephen Cooke (C) — Lotus Seven S4

lap	Sect-1	Speed	Sect-2	Speed	Sect-3	Speed	Laptime	Pit	lap	Sect-1	Speed	Sect-2	Speed	Sect-3	Speed	Laptime	Pit
1	Out	96.4	1:05.764	84.3	35.959	95.2	2:15.862		5	31.491	104.9	1:00.829	92.5	34.290	99.0	2:06.610	
2	32.233	101.3	1:02.333	88.3	35.265	97.7	2:09.831		6	30.944	108.1	1:01.071	91.8	34.104	100.3	2:06.119	
3	32.003	101.8	1:01.817	89.5	34.942	96.9	2:08.762		7	33.983	72.5	1:01.052	90.6			2:22.737	
4	31.698	104.4	1:00.964	90.5	34.572	97.7	2:07.234		8								

70 Steve Skipworth (C) — Lotus Europa

lap	Sect-1	Speed	Sect-2	Speed	Sect-3	Speed	Laptime	Pit	lap	Sect-1	Speed	Sect-2	Speed	Sect-3	Speed	Laptime	Pit
1	Out	81.7	1:10.548	81.6	39.408	89.9	2:27.066		5	33.613	99.8	1:03.715	84.2	38.632	86.1	2:15.960	
2	34.076	99.8	1:04.355	90.4	37.049	95.0	2:15.480		6	33.902	100.3	1:03.584	87.3	36.133	94.2	2:13.619	
3	33.539	98.8	1:06.053	86.2	37.031	94.0	2:16.623		7	33.180	100.1	1:03.146	87.1	36.260	93.4	2:12.586	
4	33.907	99.2	1:04.743	86.1	36.898	92.3	2:15.548		8								

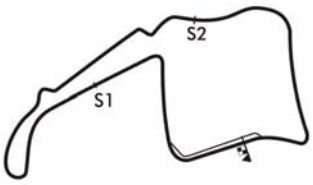

Session Start: 16:29:36 - Finish: 16:44:37
Weather/Track Conditions: Bright/Dry
Circuit: Oulton Park International
Track Length: 4.332 Km - 2.6918 miles
Printed: 25-08-2018 - 16:51

MST
Results: www.mstworld.com. Live Timing: https://livetiming.getraceresults.com/mst. Email: timing@mstworld.com

Oulton Park Gold Cup Historic Race Meeting - 25 - 27 Aug 2018

HSCC 70's Road Sports

Qualifying for Race 10 - Sector Analysis

72 Jim Dean (C) — Lotus Europa

lap	Sect-1	Speed	Sect-2	Speed	Sect-3	Speed	Laptime	Pit	lap	Sect-1	Speed	Sect-2	Speed	Sect-3	Speed	Laptime	Pit
1	Out	87.2	1:08.630	81.6	36.847	93.8	2:22.036		5	30.611	106.9	59.743	93.6	34.562	97.3	2:04.916	
2	31.763	105.7	1:01.261	90.1	34.595	97.4	2:07.619		6	30.967	104.4	1:00.976	91.5	34.100	97.9	2:06.043	
3	31.034	104.4	1:00.625	94.3	34.106	97.9	2:05.765		7	30.309	104.6	1:00.656	93.6			2:15.990	
4	30.269	107.1	59.526	93.9	33.979	96.9	2:03.774		8								

91 Steve Worrad (I) — Datsun YB110

lap	Sect-1	Speed	Sect-2	Speed	Sect-3	Speed	Laptime	Pit	lap	Sect-1	Speed	Sect-2	Speed	Sect-3	Speed	Laptime	Pit
1	Out	83.5	1:11.030	80.0	40.269	85.8	2:30.098		4	33.626	95.2	1:04.203	85.4	36.891	91.3	2:14.720	
2	35.544	93.7	1:06.726	79.6	38.112	86.4	2:20.382		5	33.324	98.1	1:03.649	83.6	37.178	91.3	2:14.151	
3	34.199	95.1	1:04.760	84.3	37.415	91.3	2:16.374		6	32.979	97.7	1:03.062	85.3	36.448	91.2	2:12.489	

94 Brynmor Pierce (I) — Porsche 924

lap	Sect-1	Speed	Sect-2	Speed	Sect-3	Speed	Laptime	Pit	lap	Sect-1	Speed	Sect-2	Speed	Sect-3	Speed	Laptime	Pit
1	Out	58.5	1:24.237	66.0			2:51.855		2								

101 Peter Bowyer (I) — MGB Roadster

lap	Sect-1	Speed	Sect-2	Speed	Sect-3	Speed	Laptime	Pit	lap	Sect-1	Speed	Sect-2	Speed	Sect-3	Speed	Laptime	Pit
1	Out	89.8	1:10.745	77.3	38.620	85.8	2:24.255		4	33.605	96.1	1:03.408	80.3	37.841	86.1	2:14.854	
2	33.595	95.2	1:04.496	80.6	36.761	87.1	2:14.852		5	33.341	94.9	1:03.873	81.0	37.260	86.5	2:14.474	
3	33.479	94.5	1:04.056	81.0	37.398	86.7	2:14.933		6	33.568	96.1	1:04.040	80.5	36.934	87.2	2:14.542	

131 Mark Bennett (A) — MGB

lap	Sect-1	Speed	Sect-2	Speed	Sect-3	Speed	Laptime	Pit	lap	Sect-1	Speed	Sect-2	Speed	Sect-3	Speed	Laptime	Pit
1	Out	92.0	1:06.939	85.9	37.594	97.1	2:17.308		5	31.293	106.4	1:01.891	90.7	35.474	97.7	2:08.658	
2	32.208	93.0	1:03.210	90.9	34.830	98.1	2:10.248		6	31.722	105.2	1:01.860	90.6	34.967	97.6	2:08.549	
3	31.297	107.1	1:00.527	91.1	34.711	98.0	2:06.535		7	31.087	105.7	1:00.570	90.3	34.572	97.6	2:06.229	
4	31.325	106.4	1:00.872	90.5	35.060	97.4	2:07.257		8								

136 Michael Parden (I) — TVR 2500

lap	Sect-1	Speed	Sect-2	Speed	Sect-3	Speed	Laptime	Pit	lap	Sect-1	Speed	Sect-2	Speed	Sect-3	Speed	Laptime	Pit
1	Out	81.9	1:11.048	78.1	42.231	86.1	2:29.981		5	33.319	94.9	1:06.171	82.6	38.007	88.7	2:17.497	
2	34.485	93.4	1:05.824	82.6	39.322	78.3	2:19.631		6	33.475	94.1	1:04.739	83.5	36.813	89.2	2:15.027	
3	35.935	92.5	1:06.618	83.0	40.043	86.8	2:22.596		7	33.105	93.9	1:08.744	61.4	40.253	84.3	2:22.102	
4	33.550	94.5	1:04.790	82.5	38.324	89.0	2:16.664		8								

150 John Dickson (I) — Ferrari 308 GTB

lap	Sect-1	Speed	Sect-2	Speed	Sect-3	Speed	Laptime	Pit	lap	Sect-1	Speed	Sect-2	Speed	Sect-3	Speed	Laptime	Pit
1	Out	86.2	1:06.938	79.9	38.200	84.0	2:22.239		3	33.308	92.5	1:12.192	69.9			2:37.837	
2	33.825	92.0	1:03.725	80.8	37.629	85.5	2:15.179		4								

172 Russell Paterson (A) — Morgan Plus 8

lap	Sect-1	Speed	Sect-2	Speed	Sect-3	Speed	Laptime	Pit	lap	Sect-1	Speed	Sect-2	Speed	Sect-3	Speed	Laptime	Pit
1	Out	100.9	1:02.586	88.8	35.409	96.9	2:12.600		5	30.644	106.2	59.219	90.4	34.041	98.4	2:03.904	
2	31.223	106.6	59.066	91.3	33.771	97.3	2:04.060		6	31.093	106.1	58.620	90.4	33.908	97.4	2:03.621	
3	30.475	106.1	58.480	91.5	33.816	96.9	2:02.771		7	30.776	106.9	58.727	91.6	34.009	98.0	2:03.512	
4	30.764	106.6	58.493	90.3	34.258	97.0	2:03.515		8	30.427	107.2	1:00.226	90.3	33.758	96.7	2:04.411	

177 Roy Davis (I) — Triumph GT6

lap	Sect-1	Speed	Sect-2	Speed	Sect-3	Speed	Laptime	Pit	lap	Sect-1	Speed	Sect-2	Speed	Sect-3	Speed	Laptime	Pit
1	Out	76.4	1:22.542	63.1	41.265	89.0	2:36.498		4	34.627	97.5	1:06.698	88.3	38.559	88.2	2:19.884	
2	35.154	85.0	1:07.582	73.8	40.123	87.0	2:22.859		5	33.837	94.5	1:06.524	84.7	37.230	85.1	2:17.591	
3	34.037	91.8	1:05.222	74.9	39.985	88.6	2:19.244		6	35.059	94.4	1:06.925	84.1	40.278	89.3	2:22.262	

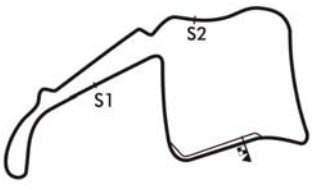

Session Start: 16:29:36 - Finish: 16:44:37
Weather/Track Conditions: Bright/Dry
Circuit: Oulton Park International
Track Length: 4.332 Km - 2.6918 miles
Printed: 25-08-2018 - 16:51

MST
Results: www.mstworld.com. Live Timing: https://livetiming.getraceresults.com/mst. Email: timing@mstworld.com

Oulton Park Gold Cup Historic Race Meeting - 25 - 27 Aug 2018

HSCC 70's Road Sports

Qualifying for Race 10 - Best Sector Times

	SECTOR 1			SECTOR 2			SECTOR 3		
	NO	TIME	LAP	NO	TIME	LAP	NO	TIME	LAP
1	19	29.901	7	172	58.480	3	19	33.477	7
2	72	30.269	4	19	58.651	7	172	33.758	8
3	172	30.427	8	20	59.003	7	22	33.926	5
4	22	30.536	7	22	59.150	6	20	33.946	5
5	30	30.580	6	72	59.526	4	72	33.979	4
6	47	30.860	4	30	59.791	5	65	34.104	6
7	20	30.899	5	131	1:00.527	3	30	34.253	5
8	65	30.944	6	65	1:00.829	5	131	34.572	7
9	131	31.087	7	11	1:01.075	7	11	34.667	7
10	11	31.110	7	35	1:01.213	3	47	34.774	4
11	37	31.129	5	47	1:01.240	4	37	35.056	7
12	35	31.311	3	37	1:01.357	5	35	35.308	3
13	2	31.646	7	91	1:03.062	6	55	35.798	6
14	5	32.664	6	7	1:03.083	7	5	35.875	7
15	55	32.672	7	70	1:03.146	7	70	36.133	6
16	91	32.979	6	101	1:03.408	4	2	36.240	4
17	56	33.052	4	55	1:03.441	5	91	36.448	6
18	7	33.075	7	2	1:03.682	6	7	36.512	7
19	136	33.105	7	28	1:03.712	6	101	36.761	2
20	70	33.180	7	150	1:03.725	2	136	36.813	6
21	28	33.208	6	5	1:03.784	6	56	37.019	3
22	150	33.308	3	56	1:03.786	4	28	37.066	7
23	101	33.341	5	136	1:04.739	6	177	37.230	5
24	177	33.837	5	177	1:05.222	3	150	37.629	2
25	10	35.008	3	10	1:06.831	4	10	38.548	4
26	57			57	1:11.150	1	57		
27	94		2	94	1:24.237	1	94		1

IDEAL / BEST LAP COMPARISON

NO	NAME	BEST	IN	IDEAL	DIFF
19	Will Leverett	2:02.029	7	2:02.029	+0.000
172	Russell Paterson	2:02.771	3	2:02.665	+0.106
72	Jim Dean	2:03.774	4	2:03.774	+0.000
22	Jeremy Clark	2:03.845	7	2:03.612	+0.233
20	Mark Leverett	2:04.516	7	2:03.848	+0.668
30	John Williams	2:04.703	5	2:04.624	+0.079
65	Stephen Cooke	2:06.119	6	2:05.877	+0.242
131	Mark Bennett	2:06.229	7	2:06.186	+0.043
11	Howard Payne	2:06.852	7	2:06.852	+0.000
47	Paul Tooms	2:06.874	4	2:06.874	+0.000
35	Robert Gate	2:07.832	3	2:07.832	+0.000
37	Nicholas Strong	2:08.238	7	2:07.542	+0.696
55	Steve Bellerby	2:12.175	6	2:11.911	+0.264
5	Ian Jacobs	2:12.454	7	2:12.323	+0.131
91	Steve Worrad	2:12.489	6	2:12.489	+0.000
70	Steve Skipworth	2:12.586	7	2:12.459	+0.127
7	David Tomkinson	2:12.670	7	2:12.670	+0.000
2	Adam Bagnall	2:13.087	6	2:11.568	+1.519
28	Simon Baines	2:14.026	6	2:13.986	+0.040
56	Sarah Hutchison	2:14.089	4	2:13.857	+0.232
101	Peter Bowyer	2:14.474	5	2:13.510	+0.964
136	Michael Parden	2:15.027	6	2:14.657	+0.370
150	John Dickson	2:15.179	2	2:14.662	+0.517
177	Roy Davis	2:17.591	5	2:16.289	+1.302
10	Nigel Ashley	2:21.172	4	2:20.387	+0.785
57	Mark Oldfield				+
94	Brynmor Pierce				+

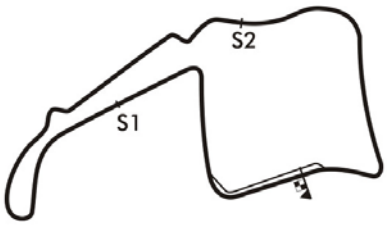

Session Start: 16:29:36 - Finish: 16:44:37
Weather/Track Conditions: Bright/Dry
Circuit: Oulton Park International
Track Length: 4.332 Km - 2.6918 miles

Printed: 25-08-2018 - 16:51

Oulton Park Gold Cup Historic Race Meeting - 25 - 27 Aug 2018

HSCC 70's Road Sports

Qualifying for Race 10 - Best Sector Speeds

	NO	SECTOR 1	MPH	NO	SECTOR 2	MPH	NO	SECTOR 3	MPH
1	35	Robert Gate	108.3	37	Nicholas Strong	96.1	37	Nicholas Strong	101.7
2	65	Stephen Cooke	108.1	72	Jim Dean	94.3	35	Robert Gate	101.6
3	22	Jeremy Clark	107.6	35	Robert Gate	93.9	65	Stephen Cooke	100.3
4	37	Nicholas Strong	107.4	2	Adam Bagnall	93.7	22	Jeremy Clark	99.6
5	20	Mark Leverett	107.2	22	Jeremy Clark	93.6	30	John Williams	99.5
6	172	Russell Paterson	107.2	19	Will Leverett	93.0	2	Adam Bagnall	98.9
7	72	Jim Dean	107.1	65	Stephen Cooke	92.5	20	Mark Leverett	98.6
8	131	Mark Bennett	107.1	20	Mark Leverett	91.7	172	Russell Paterson	98.4
9	30	John Williams	106.6	30	John Williams	91.6	47	Paul Tooms	98.3
10	19	Will Leverett	106.2	172	Russell Paterson	91.6	131	Mark Bennett	98.1
11	2	Adam Bagnall	105.7	47	Paul Tooms	91.2	72	Jim Dean	97.9
12	47	Paul Tooms	103.5	131	Mark Bennett	91.1	19	Will Leverett	97.7
13	11	Howard Payne	102.1	70	Steve Skipworth	90.4	11	Howard Payne	95.8
14	70	Steve Skipworth	100.3	11	Howard Payne	88.4	70	Steve Skipworth	95.0
15	55	Steve Bellerby	100.0	177	Roy Davis	88.3	55	Steve Bellerby	94.5
16	10	Nigel Ashley	98.2	55	Steve Bellerby	88.1	10	Nigel Ashley	92.6
17	91	Steve Worrad	98.1	10	Nigel Ashley	86.6	91	Steve Worrad	91.3
18	56	Sarah Hutchison	97.8	91	Steve Worrad	85.4	56	Sarah Hutchison	91.1
19	177	Roy Davis	97.5	56	Sarah Hutchison	84.4	177	Roy Davis	89.3
20	5	Ian Jacobs	97.4	136	Michael Parden	83.5	136	Michael Parden	89.2
21	101	Peter Bowyer	96.1	5	Ian Jacobs	81.7	5	Ian Jacobs	88.0
22	136	Michael Parden	94.9	101	Peter Bowyer	81.0	101	Peter Bowyer	87.2
23	28	Simon Baines	94.5	150	John Dickson	80.8	28	Simon Baines	86.8
24	7	David Tomkinson	94.4	7	David Tomkinson	80.1	7	David Tomkinson	86.1
25	150	John Dickson	92.5	28	Simon Baines	79.5	150	John Dickson	85.5
26	57	Mark Oldfield	80.2	57	Mark Oldfield	67.8	57	Mark Oldfield	0.0
27	94	Brynmor Pierce	69.8	94	Brynmor Pierce	66.0	94	Brynmor Pierce	0.0

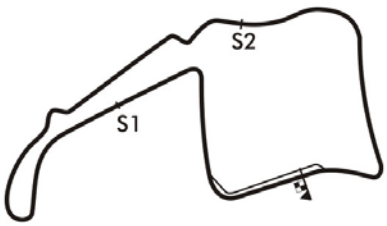

Session Start: 16:29:36 - Finish: 16:44:37
Weather/Track Conditions: Bright/Dry
Circuit: Oulton Park International
Track Length: 4.332 Km - 2.6918 miles

Printed: 25-08-2018 - 16:52

Oulton Park Gold Cup Historic Race Meeting - 25 - 27 Aug 2018

HSCC 70's Road Sports

Race 10 - Starting Grid - AMENDED

Sheet No:

Start Time : 18:10 - Heat Duration : 20 Minutes

ROW							
12	23	10	Nigel Ashley	24	57	Mark Oldfield
11	21	150	John Dickson	22	177	Roy Davis
10	19	101	Peter Bowyer	20	136	Michael Parden
9	17	28	Simon Baines	18	56	Sarah Hutchison
8	15	7	David Tomkinson	16	2	Adam Bagnall
7	13	91	Steve Worrad	14	70	Steve Skipworth
6	11	55	Steve Bellerby	12	5	Ian Jacobs
5	9	35	Robert Gate	10	37	Nicholas Strong
4	7	65	Stephen Cooke	8	131	Mark Bennett
3	5	20	Mark Leverett	6	30	John Williams
2	3	72	Jim Dean	4	22	Jeremy Clark
1	1	19	Will Leverett	2	172	Russell Paterson

Pole Right

Cars 11 & 47 - withdrawn.

Circuit: Oulton Park International
Track Length: 4.332 Km - 2.6918 miles

These results are provisional until the conclusion of any judicial and technical matters.

Clerk of the Course:	Timekeeper:	Issued at:
Julian Floyd	Nick Palmer	

MST

Printed : 26-08-2018 - 14:11

Oulton Park Gold Cup Historic Race Meeting - 25 - 27 Aug 2018

HSCC 70's Road Sports

Race 10 - Classification - AMENDED

Sheet No:

POS	NO	DRIVER/S	CLASS	CLASS POS	CAR MAKE / MODEL	TIME	LAPS	GAP	DIFF	MPH	BEST	ON
1	30	John Williams	B	1	Porsche 911SC	19:06.997	8	-- 8 laps --		67.59	2:19.775	4
2	19	Will Leverett	C	1	Lotus Europa	19:10.465	8	3.468	3.468	67.38	2:21.458	5
3	172	Russell Paterson	A	1	Morgan Plus 8	19:21.206	8	14.209	10.741	66.76	2:22.709	3
4	2	Adam Bagnall	A	2	Jaguar E-type	19:30.727	8	23.730	9.521	66.21	2:21.365	8
5	22	Jeremy Clark	C	2	Lotus Elan S4	19:49.488	8	42.491	18.761	65.17	2:26.580	8
6	91	Steve Worrad	I	1	Datsun YB110	20:07.257	8	1:00.260	17.769	64.21	2:25.351	5
7	37	Nicholas Strong	B	2	Marcos 3000GT	20:20.047	8	1:13.050	12.790	63.54	2:29.940	8
8	20	Mark Leverett	C	3	Lotus Elan	20:20.699	8	1:13.702	0.652	63.50	2:28.303	5
9	131	Mark Bennett	A	3	MGB	20:39.024	8	1:32.027	18.325	62.57	2:32.662	5
10	5	Ian Jacobs	D	1	Fiat 124 Spider	20:47.477	8	1:40.480	8.453	62.14	2:32.480	4
11	55	Steve Bellerby	B	3	TVR 3000M	20:54.291	8	1:47.294	6.814	61.80	2:31.601	5
12	101	Peter Bowyer	I	2	MGB Roadster	21:06.200	8	1:59.203	11.909	61.22	2:35.148	7
13	7	David Tomkinson	E	1	Triumph Spitfire	21:11.119	8	2:04.122	4.919	60.99	2:34.100	5
14	57	Mark Oldfield	D	2	Lancia Monte Carlo	21:18.027	8	2:11.030	6.908	60.66	2:30.911	6
15	65	Stephen Cooke	C	4	Lotus Seven S4	21:19.242	8	2:12.245	1.215	60.60	2:36.290	4
16	28	Simon Baines	D	3	Porsche 924	21:19.504	8	2:12.507	0.262	60.58	2:36.872	4
17	56	Sarah Hutchison	D	4	Lancia Beta	21:19.792	8	2:12.795	0.288	60.57	2:35.768	3
18	35	Robert Gate	A	4	Jaguar E-type	21:25.321	8	2:18.324	5.529	60.31	2:37.473	5
19	177	Roy Davis	I	3	Triumph GT6	20:01.099	7	-- 7 laps --	1:18.537	56.47	2:45.997	4
20	136	Michael Parden	I	4	TVR 2500	20:01.897	6	-- 6 laps --	2:52.178	48.37	2:46.665	5
		---------- NOT CLASSIFIED ----------										
DNF	72	Jim Dean	C		Lotus Europa	7:52.723	3	-- 3 laps --		61.50	2:31.547	2
DNF	10	Nigel Ashley	C		Lotus Europa	9:06.372	3	1:13.649	1:13.649	53.20	2:50.424	2

---------- FASTEST LAP SUMMARY ----------

NO	DRIVER/S	CLASS	CAR MAKE / MODEL	FASTEST LAP	ON	MPH
30	John Williams	B	Porsche 911SC	2:19.775	4	69.33
2	Adam Bagnall	A	Jaguar E-type	2:21.365	8	68.55
19	Will Leverett	C	Lotus Europa	2:21.458	5	68.50
91	Steve Worrad	I	Datsun YB110	2:25.351	5	66.67
57	Mark Oldfield	D	Lancia Monte Carlo	2:30.911	6	64.21
7	David Tomkinson	E	Triumph Spitfire	2:34.100	5	62.88

Result amended due to chequered flag sign on gantry being displayed early, MSA regulation Q17.4 refers.
Cars 70 & 150 - non starters.

Session Start: 17:59:17 - Finish: 18:18:24
Weather/Track Conditions: Rain/Wet
Circuit: Oulton Park International
Track Length: 4.332 Km - 2.6918 miles

These results are provisional until the conclusion of any judicial and technical matters.

Clerk of the Course:	Timekeeper:	Issued at:
Julian Floyd	Nick Palmer	

Oulton Park Gold Cup Historic Race Meeting - 25 - 27 Aug 2018

HSCC 70's Road Sports

Race 10 - Sector Analysis

2	Adam Bagnall (A)								Jaguar E-type							
lap	Sect-1	Speed	Sect-2	Speed	Sect-3	Speed	Laptime	Pit	lap	Sect-1	Speed	Sect-2	Speed	Sect-3	Speed	Laptime	Pit
1		99.2	1:13.333	86.2	40.837	95.4	2:40.959		5	35.277	95.3	1:10.076	88.1	39.566	97.6	2:24.919	
2	36.415	92.0	1:12.572	84.5	39.971	97.9	2:28.958		6	35.025	100.9	1:09.044	90.6	39.781	96.7	2:23.850	
3	35.109	102.5	1:09.871	88.0	39.864	98.1	2:24.844		7	34.585	102.7	1:08.234	87.3	39.329	98.3	2:22.148	
4	34.774	98.8	1:09.825	86.6	39.085	98.4	2:23.684		8	34.420	102.9	1:08.247	87.3	38.698	98.0	2:21.365	

5	Ian Jacobs (D)								Fiat 124 Spider							
lap	Sect-1	Speed	Sect-2	Speed	Sect-3	Speed	Laptime	Pit	lap	Sect-1	Speed	Sect-2	Speed	Sect-3	Speed	Laptime	Pit
1		88.5	1:16.611	74.3	42.370	83.1	2:48.093		5	36.347	88.3	1:15.212	76.7	41.371	77.5	2:32.930	
2	37.845	90.6	1:17.843	76.2	42.546	83.2	2:38.234		6	37.749	88.3	1:15.103	75.0	41.398	81.9	2:34.250	
3	36.796	90.9	1:15.191	77.0	41.155	83.0	2:33.142		7	36.580	88.8	1:15.368	74.8	41.286	81.4	2:33.234	
4	36.855	91.3	1:14.728	76.1	40.897	81.4	2:32.480		8	37.368	87.2	1:15.952	75.4	41.794	80.8	2:35.114	

7	David Tomkinson (E)								Triumph Spitfire							
lap	Sect-1	Speed	Sect-2	Speed	Sect-3	Speed	Laptime	Pit	lap	Sect-1	Speed	Sect-2	Speed	Sect-3	Speed	Laptime	Pit
1		86.8	1:15.871	73.2	42.808	82.1	2:45.904		5	38.386	86.6	1:13.620	73.6	42.094	81.8	2:34.100	
2	39.175	87.3	1:15.317	73.6	42.852	81.3	2:37.344		6	37.990	86.8	1:24.679	69.2	43.199	81.8	2:45.868	
3	38.541	85.9	1:14.514	71.3	42.252	81.9	2:35.307		7	38.662	86.2	1:14.793	72.6	42.986	80.6	2:36.441	
4	37.912	84.4	1:15.400	73.1	43.472	80.4	2:36.784		8	39.278	85.8	1:16.193	70.5	43.900	79.4	2:39.371	

10	Nigel Ashley (C)								Lotus Europa							
lap	Sect-1	Speed	Sect-2	Speed	Sect-3	Speed	Laptime	Pit	lap	Sect-1	Speed	Sect-2	Speed	Sect-3	Speed	Laptime	Pit
1		80.2	1:20.034	72.0	45.739	80.5	2:58.930		3	42.808	79.2	1:21.114	71.5			3:17.018	
2	41.767	80.4	1:21.068	68.7	47.589	73.5	2:50.424		4								

19	Will Leverett (C)								Lotus Europa							
lap	Sect-1	Speed	Sect-2	Speed	Sect-3	Speed	Laptime	Pit	lap	Sect-1	Speed	Sect-2	Speed	Sect-3	Speed	Laptime	Pit
1		95.3	1:09.143	81.2	40.283	91.6	2:30.445		5	34.189	98.8	1:08.697	86.7	38.572	92.1	2:21.458	
2	34.647	97.4	1:08.821	85.6	39.672	92.3	2:23.140		6	34.561	98.8	1:10.121	84.8	39.943	92.1	2:24.625	
3	34.393	97.0	1:08.932	87.1	38.685	93.0	2:22.010		7	35.240	97.1	1:09.045	85.3	38.992	93.1	2:23.277	
4	34.287	97.2	1:08.633	83.7	38.731	93.5	2:21.651		8	35.036	97.1	1:09.588	85.4	39.235	92.6	2:23.859	

20	Mark Leverett (C)								Lotus Elan							
lap	Sect-1	Speed	Sect-2	Speed	Sect-3	Speed	Laptime	Pit	lap	Sect-1	Speed	Sect-2	Speed	Sect-3	Speed	Laptime	Pit
1		95.2	1:11.917	74.8	42.127	89.2	2:37.343		5	36.466	97.9	1:11.860	79.6	39.977	87.8	2:28.303	
2	38.005	94.0	1:26.573	73.9	42.743	87.0	2:47.321		6	37.340	97.8	1:12.225	82.4	39.978	91.1	2:29.543	
3	37.511	91.2	1:13.834	77.1	40.706	87.5	2:32.051		7	36.561	96.6	1:11.612	83.3	40.190	90.5	2:28.363	
4	37.008	97.9	1:11.443	79.0	40.489	90.5	2:28.940		8	38.142	96.0	1:11.218	80.9	39.475	91.3	2:28.835	

22	Jeremy Clark (C)								Lotus Elan S4							
lap	Sect-1	Speed	Sect-2	Speed	Sect-3	Speed	Laptime	Pit	lap	Sect-1	Speed	Sect-2	Speed	Sect-3	Speed	Laptime	Pit
1		96.1	1:12.110	84.4	40.557	88.8	2:36.679		5	36.443	96.4	1:11.872	81.4	40.162	88.6	2:28.477	
2	36.613	97.4	1:10.673	82.8	39.458	91.3	2:26.744		6	36.373	97.4	1:10.642	82.6	39.737	89.2	2:26.752	
3	36.289	93.4	1:12.257	79.7	39.893	89.9	2:28.439		7	36.234	96.0	1:10.964	83.2	40.000	88.9	2:27.198	
4	36.121	96.3	1:12.582	81.6	39.916	91.0	2:28.619		8	35.996	97.0	1:10.998	82.4	39.586	88.3	2:26.580	

28	Simon Baines (D)								Porsche 924							
lap	Sect-1	Speed	Sect-2	Speed	Sect-3	Speed	Laptime	Pit	lap	Sect-1	Speed	Sect-2	Speed	Sect-3	Speed	Laptime	Pit
1		86.6	1:17.245	73.8	43.071	81.4	2:51.415		5	39.098	87.5	1:15.476	73.1	42.909	82.1	2:37.483	
2	39.413	86.7	1:16.377	72.9	42.965	81.8	2:38.755		6	38.804	87.2	1:15.554	73.4	43.416	80.1	2:37.774	
3	38.872	87.7	1:16.161	72.8	43.431	82.2	2:38.464		7	40.014	86.3	1:16.429	73.7	42.964	82.3	2:39.407	
4	38.964	87.0	1:14.563	73.3	43.345	81.7	2:36.872		8	39.487	87.5	1:16.554	71.0	43.293	81.4	2:39.334	

30	John Williams (B)								Porsche 911SC							
lap	Sect-1	Speed	Sect-2	Speed	Sect-3	Speed	Laptime	Pit	lap	Sect-1	Speed	Sect-2	Speed	Sect-3	Speed	Laptime	Pit
1		94.9	1:09.308	82.4	39.880	93.8	2:31.428		5	34.281	100.0	1:08.160	83.4	38.228	93.2	2:20.669	
2	34.777	97.8	1:09.270	86.8	38.878	94.4	2:22.925		6	34.785	99.8	1:08.041	87.0	38.956	92.1	2:21.782	
3	34.655	98.5	1:08.211	85.7	39.056	93.9	2:21.922		7	35.802	97.0	1:09.291	84.6	39.140	91.1	2:24.233	
4	34.262	101.0	1:07.454	84.4	38.059	93.1	2:19.775		8	35.465	99.1	1:09.230	85.4	39.568	92.1	2:24.263	

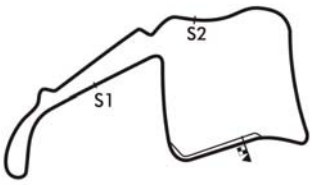

Session Start: 17:59:17 - Finish: 18:18:24
Weather/Track Conditions: Rain/Wet
Circuit: Oulton Park International
Track Length: 4.332 Km - 2.6918 miles
Printed: 26-08-2018 - 18:44

MST
Results: www.mstworld.com. Live Timing: https://livetiming.getraceresults.com/mst. Email: timing@mstworld.com

Oulton Park Gold Cup Historic Race Meeting - 25 - 27 Aug 2018

HSCC 70's Road Sports

Race 10 - Sector Analysis

35 Robert Gate (A) — Jaguar E-type

lap	Sect-1	Speed	Sect-2	Speed	Sect-3	Speed	Laptime	Pit	lap	Sect-1	Speed	Sect-2	Speed	Sect-3	Speed	Laptime	Pit
1		81.4	1:18.796	75.1	43.601	83.2	2:52.972		5	38.188	88.1	1:15.665	72.9	43.620	84.1	2:37.473	
2	38.324	85.8	1:16.823	76.0	43.325	85.8	2:38.472		6	37.797	83.5	1:16.952	78.2	43.971	83.9	2:38.720	
3	38.343	85.6	1:15.748	75.2	43.497	88.3	2:37.588		7	38.471	85.0	1:16.633	77.8	44.365	83.3	2:39.469	
4	38.639	90.7	1:15.412	76.2	43.817	78.7	2:37.868		8	38.094	92.0	1:18.267	67.8	46.398	74.5	2:42.759	

37 Nicholas Strong (B) — Marcos 3000GT

lap	Sect-1	Speed	Sect-2	Speed	Sect-3	Speed	Laptime	Pit	lap	Sect-1	Speed	Sect-2	Speed	Sect-3	Speed	Laptime	Pit
1		92.7	1:12.963	81.1	41.120	91.7	2:39.859		5	36.366	94.0	1:13.833	74.2	42.739	89.5	2:32.938	
2	37.037	95.5	1:12.945	82.5	41.674	91.3	2:31.656		6	36.773	92.6	1:13.430	83.8	41.577	90.8	2:31.780	
3	37.656	85.6	1:13.017	80.6	41.611	90.6	2:32.284		7	36.568	93.6	1:13.161	84.5	40.855	88.2	2:30.584	
4	36.849	90.7	1:12.483	79.3	41.674	91.2	2:31.006		8	36.355	93.5	1:12.381	81.6	41.204	88.9	2:29.940	

55 Steve Bellerby (B) — TVR 3000M

lap	Sect-1	Speed	Sect-2	Speed	Sect-3	Speed	Laptime	Pit	lap	Sect-1	Speed	Sect-2	Speed	Sect-3	Speed	Laptime	Pit
1		85.5	1:18.639	73.0	42.925	82.4	2:50.014		5	37.465	89.4	1:13.448	81.5	40.688	88.7	2:31.601	
2	38.487	86.9	1:16.569	73.2	43.868	85.5	2:38.924		6	37.606	91.5	1:13.722	80.1	41.697	89.5	2:33.025	
3	38.110	87.2	1:16.958	74.7	41.475	90.8	2:36.543		7	37.745	90.3	1:14.460	82.5	43.334	85.3	2:35.539	
4	37.639	88.9	1:12.600	80.7	42.868	86.0	2:33.107		8	39.084	84.0	1:14.589	80.1	41.865	86.2	2:35.538	

56 Sarah Hutchison (D) — Lancia Beta

lap	Sect-1	Speed	Sect-2	Speed	Sect-3	Speed	Laptime	Pit	lap	Sect-1	Speed	Sect-2	Speed	Sect-3	Speed	Laptime	Pit
1		82.2	1:18.997	73.8	44.386	87.1	2:55.296		5	38.250	88.1	1:15.805	77.7	43.488	82.9	2:37.543	
2	38.612	86.7	1:16.880	73.3	43.537	87.1	2:39.029		6	37.925	88.0	1:17.112	77.6	43.463	84.5	2:38.500	
3	37.704	90.9	1:14.492	77.6	43.572	87.2	2:35.768		7	38.708	85.1	1:17.459	76.9	43.252	84.4	2:39.419	
4	38.525	89.1	1:15.143	77.4	43.688	77.4	2:37.356		8	39.211	88.5	1:14.454	76.3	43.216	81.9	2:36.881	

57 Mark Oldfield (D) — Lancia Monte Carlo

lap	Sect-1	Speed	Sect-2	Speed	Sect-3	Speed	Laptime	Pit	lap	Sect-1	Speed	Sect-2	Speed	Sect-3	Speed	Laptime	Pit
1		83.3	1:16.625	71.3	43.003	82.9	2:49.088		5	38.196	89.4	1:13.505	74.2	42.076	82.8	2:33.777	
2	37.716	88.4	1:17.285	74.5	43.159	83.6	2:38.160		6	37.137	88.7	1:12.129	74.9	41.645	82.8	2:30.911	
3	37.102	88.5	1:14.313	74.6	41.318	83.8	2:32.733		7	37.171	88.7	1:14.259	75.7	42.632	83.3	2:34.062	
4	36.937	89.3	1:15.147	73.9	1:10.738	67.8	3:02.822		8	38.263	86.1	1:15.799	75.4	42.412	82.4	2:36.474	

65 Stephen Cooke (C) — Lotus Seven S4

lap	Sect-1	Speed	Sect-2	Speed	Sect-3	Speed	Laptime	Pit	lap	Sect-1	Speed	Sect-2	Speed	Sect-3	Speed	Laptime	Pit
1		80.8	1:15.977	80.8	43.279	83.9	2:45.274		5	39.489	89.3	1:13.846	74.8	43.909	84.1	2:37.244	
2	39.362	88.9	1:18.413	76.4	45.074	84.0	2:42.849		6	38.312	86.8	1:15.816	75.1	44.379	64.7	2:38.507	
3	38.704	90.3	1:16.880	73.5	44.406	81.3	2:39.990		7	39.958	88.5	1:16.145	74.0	43.399	80.0	2:39.502	
4	38.659	86.3	1:13.935	74.7	43.696	80.3	2:36.290		8	39.252	88.3	1:15.862	74.2	44.472	80.7	2:39.586	

72 Jim Dean (C) — Lotus Europa

lap	Sect-1	Speed	Sect-2	Speed	Sect-3	Speed	Laptime	Pit	lap	Sect-1	Speed	Sect-2	Speed	Sect-3	Speed	Laptime	Pit
1		97.2	1:11.839	82.5	40.841	84.2	2:36.424		3	37.319	85.6	1:16.379	77.3			2:44.752	
2	37.689	93.6	1:12.186	83.9	41.672	86.7	2:31.547		4								

91 Steve Worrad (I) — Datsun YB110

lap	Sect-1	Speed	Sect-2	Speed	Sect-3	Speed	Laptime	Pit	lap	Sect-1	Speed	Sect-2	Speed	Sect-3	Speed	Laptime	Pit
1		89.3	1:16.239	74.5	40.462	85.7	2:43.732		5	35.667	91.2	1:10.197	78.6	39.487	86.7	2:25.351	
2	36.717	90.9	1:11.610	77.9	40.768	88.3	2:29.095		6	35.906	98.4	1:15.468	76.9	40.499	87.6	2:31.873	
3	36.155	91.5	1:21.163	78.4	40.306	84.0	2:37.624		7	35.982	90.5	1:10.378	76.2	40.417	87.2	2:26.777	
4	35.828	92.2	1:10.779	76.5	39.807	87.4	2:26.414		8	36.359	96.4	1:09.633	79.3	40.399	86.7	2:26.391	

101 Peter Bowyer (I) — MGB Roadster

lap	Sect-1	Speed	Sect-2	Speed	Sect-3	Speed	Laptime	Pit	lap	Sect-1	Speed	Sect-2	Speed	Sect-3	Speed	Laptime	Pit
1		88.8	1:16.195	72.0	42.480	82.7	2:47.417		5	39.599	87.2	1:17.002	73.8	43.023	81.1	2:39.624	
2	38.234	90.1	1:17.790	74.7	42.384	83.3	2:38.408		6	38.426	89.1	1:15.069	73.9	42.814	82.6	2:36.309	
3	37.942	89.3	1:16.629	73.2	42.698	82.4	2:37.269		7	38.603	87.3	1:14.194	74.5	42.351	82.2	2:35.148	
4	37.977	88.8	1:14.010	73.8	43.593	76.8	2:35.580		8	37.754	88.9	1:16.032	73.1	42.659	81.2	2:36.445	

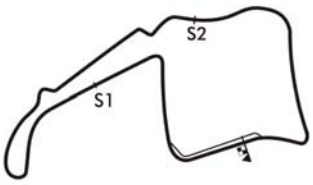

Session Start: 17:59:17 - Finish: 18:18:24
Weather/Track Conditions: Rain/Wet
Circuit: Oulton Park International
Track Length: 4.332 Km - 2.6918 miles
Printed: 26-08-2018 - 18:44

MST
Results: www.mstworld.com. Live Timing: https://livetiming.getraceresults.com/mst. Email: timing@mstworld.com

Oulton Park Gold Cup Historic Race Meeting - 25 - 27 Aug 2018

HSCC 70's Road Sports

Race 10 - Sector Analysis

131 Mark Bennett (A) — MGB

lap	Sect-1	Speed	Sect-2	Speed	Sect-3	Speed	Laptime	Pit	lap	Sect-1	Speed	Sect-2	Speed	Sect-3	Speed	Laptime	Pit
1		92.6	1:13.371	81.8	41.519	88.8	2:39.551		5	37.596	95.5	1:12.898	79.6	42.168	87.2	2:32.662	
2	37.184	92.1	1:14.750	79.7	42.406	86.8	2:34.340		6	37.590	91.8	1:14.520	79.4	42.434	86.3	2:34.544	
3	37.324	94.8	1:13.525	79.8	41.950	83.8	2:32.799		7	38.131	89.4	1:14.410	77.9	43.037	83.3	2:35.578	
4	37.862	93.0	1:14.510	77.2	41.878	83.9	2:34.250		8	38.216	91.3	1:14.526	76.5	42.558	84.0	2:35.300	

136 Michael Parden (I) — TVR 2500

lap	Sect-1	Speed	Sect-2	Speed	Sect-3	Speed	Laptime	Pit	lap	Sect-1	Speed	Sect-2	Speed	Sect-3	Speed	Laptime	Pit
1	Out	65.5	1:56.369	61.0	52.212	61.4	5:48.677		4	40.972	80.3	1:20.373	68.7	48.658	78.9	2:50.003	
2	45.836	77.2	1:21.077	72.6	49.787	76.9	2:56.700		5	40.582	80.0	1:19.076	70.6	47.007	75.4	2:46.665	
3	42.002	83.0	1:21.457	71.6	46.290	78.5	2:49.749		6	40.542	81.4	1:23.356	68.8	46.205	78.9	2:50.103	

172 Russell Paterson (A) — Morgan Plus 8

lap	Sect-1	Speed	Sect-2	Speed	Sect-3	Speed	Laptime	Pit	lap	Sect-1	Speed	Sect-2	Speed	Sect-3	Speed	Laptime	Pit
1		97.8	1:09.331	82.3	41.166	90.4	2:32.408		5	34.983	97.2	1:08.477	84.8	39.312	91.6	2:22.772	
2	35.728	97.5	1:09.578	83.9	39.958	90.5	2:25.264		6	35.449	94.1	1:09.003	84.0	39.147	91.7	2:23.599	
3	35.094	98.5	1:08.754	84.6	38.861	91.7	2:22.709		7	35.280	97.5	1:09.930	83.1	39.681	90.5	2:24.891	
4	34.661	98.7	1:11.943	84.9	38.911	92.3	2:25.515		8	35.083	97.2	1:09.627	84.4	39.338	91.0	2:24.048	

177 Roy Davis (I) — Triumph GT6

lap	Sect-1	Speed	Sect-2	Speed	Sect-3	Speed	Laptime	Pit	lap	Sect-1	Speed	Sect-2	Speed	Sect-3	Speed	Laptime	Pit
1		81.0	1:20.062	69.8	45.662	83.9	2:59.667		5	40.635	83.6	1:22.534	63.6	46.335	76.5	2:49.504	
2	41.502	79.0	1:21.919	71.3	46.839	77.8	2:50.260		6	42.862	80.2	1:22.849	66.2	47.405	72.0	2:53.116	
3	42.727	81.8	1:21.709	71.1	46.739	78.7	2:51.175		7	41.019	83.5	1:24.307	64.3	46.054	80.3	2:51.380	
4	39.377	85.0	1:20.455	63.4	46.165	82.8	2:45.997		8								

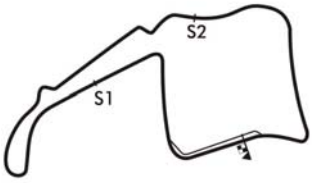

Session Start: 17:59:17 - Finish: 18:18:24
Weather/Track Conditions: Rain/Wet
Circuit: Oulton Park International
Track Length: 4.332 Km - 2.6918 miles
Printed: 26-08-2018 - 18:44

MST
Results: www.mstworld.com. Live Timing: https://livetiming.getraceresults.com/mst. Email: timing@mstworld.com

Oulton Park Gold Cup Historic Race Meeting - 25 - 27 Aug 2018

HSCC 70's Road Sports

Race 10 - Best Sector Times

	SECTOR 1			SECTOR 2			SECTOR 3		
	NO	TIME	LAP	NO	TIME	LAP	NO	TIME	LAP
1	19	34.189	5	30	1:07.454	4	30	38.059	4
2	30	34.262	4	2	1:08.234	7	19	38.572	5
3	2	34.420	8	172	1:08.477	5	2	38.698	8
4	172	34.661	4	19	1:08.633	4	172	38.861	3
5	91	35.667	5	91	1:09.633	8	22	39.458	2
6	22	35.996	8	22	1:10.642	6	20	39.475	8
7	5	36.347	5	20	1:11.218	8	91	39.487	5
8	37	36.355	8	72	1:11.839	1	55	40.688	5
9	20	36.466	5	57	1:12.129	6	72	40.841	1
10	57	36.937	4	37	1:12.381	8	37	40.855	7
11	131	37.184	2	55	1:12.600	4	5	40.897	4
12	72	37.319	3	131	1:12.898	5	57	41.318	3
13	55	37.465	5	7	1:13.620	5	131	41.519	1
14	56	37.704	3	65	1:13.846	5	7	42.094	5
15	101	37.754	8	101	1:14.010	4	101	42.351	7
16	35	37.797	6	56	1:14.454	8	28	42.909	5
17	7	37.912	4	28	1:14.563	4	56	43.216	8
18	65	38.312	6	5	1:14.728	4	65	43.279	1
19	28	38.804	6	35	1:15.412	4	35	43.325	2
20	177	39.377	4	136	1:19.076	5	177	45.662	1
21	136	40.542	6	10	1:20.034	1	10	45.739	1
22	10	41.767	2	177	1:20.062	1	136	46.205	6

IDEAL / BEST LAP COMPARISON

NO	NAME	BEST	IN	IDEAL	DIFF
30	John Williams	2:19.775	4	2:19.775	+0.000
2	Adam Bagnall	2:21.365	8	2:21.352	+0.013
19	Will Leverett	2:21.458	5	2:21.394	+0.064
172	Russell Paterson	2:22.709	3	2:21.999	+0.710
91	Steve Worrad	2:25.351	5	2:24.787	+0.564
22	Jeremy Clark	2:26.580	8	2:26.096	+0.484
20	Mark Leverett	2:28.303	5	2:27.159	+1.144
37	Nicholas Strong	2:29.940	8	2:29.591	+0.349
57	Mark Oldfield	2:30.911	6	2:30.384	+0.527
55	Steve Bellerby	2:31.601	5	2:30.753	+0.848
5	Ian Jacobs	2:32.480	4	2:31.972	+0.508
131	Mark Bennett	2:32.662	5	2:31.601	+1.061
7	David Tomkinson	2:34.100	5	2:33.626	+0.474
101	Peter Bowyer	2:35.148	7	2:34.115	+1.033
56	Sarah Hutchison	2:35.768	3	2:35.374	+0.394
65	Stephen Cooke	2:36.290	4	2:35.437	+0.853
28	Simon Baines	2:36.872	4	2:36.276	+0.596
35	Robert Gate	2:37.473	5	2:36.534	+0.939
177	Roy Davis	2:45.997	4	2:45.101	+0.896
136	Michael Parden	2:46.665	5	2:45.823	+0.842
72	Jim Dean	2:31.547	2	2:29.999	+1.548
10	Nigel Ashley	2:50.424	2	2:47.540	+2.884

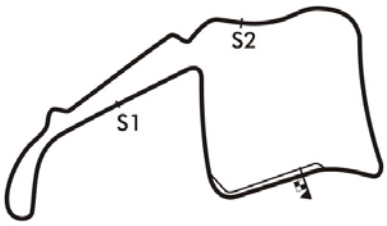

Session Start: 17:59:17 - Finish: 18:18:24
Weather/Track Conditions: Rain/Wet
Circuit: Oulton Park International
Track Length: 4.332 Km - 2.6918 miles
Printed: 26-08-2018 - 18:45

Oulton Park Gold Cup Historic Race Meeting - 25 - 27 Aug 2018

HSCC 70's Road Sports

Race 10 - Best Sector Speeds

	NO	SECTOR 1	MPH	NO	SECTOR 2	MPH	NO	SECTOR 3	MPH
1	2	Adam Bagnall	104.8	2	Adam Bagnall	90.6	2	Adam Bagnall	98.4
2	30	John Williams	101.0	19	Will Leverett	87.1	30	John Williams	94.4
3	19	Will Leverett	98.8	30	John Williams	87.0	19	Will Leverett	93.5
4	172	Russell Paterson	98.7	172	Russell Paterson	85.6	172	Russell Paterson	92.3
5	91	Steve Worrad	98.4	37	Nicholas Strong	84.5	37	Nicholas Strong	91.7
6	20	Mark Leverett	98.2	22	Jeremy Clark	84.4	20	Mark Leverett	91.3
7	22	Jeremy Clark	97.4	72	Jim Dean	83.9	22	Jeremy Clark	91.3
8	72	Jim Dean	97.2	20	Mark Leverett	83.3	55	Steve Bellerby	90.8
9	37	Nicholas Strong	95.5	55	Steve Bellerby	82.5	131	Mark Bennett	88.8
10	131	Mark Bennett	95.5	131	Mark Bennett	81.8	35	Robert Gate	88.3
11	35	Robert Gate	92.0	65	Stephen Cooke	80.8	91	Steve Worrad	88.3
12	55	Steve Bellerby	91.5	91	Steve Worrad	79.3	56	Sarah Hutchison	87.2
13	5	Ian Jacobs	91.3	35	Robert Gate	78.2	72	Jim Dean	86.7
14	56	Sarah Hutchison	90.9	56	Sarah Hutchison	77.7	65	Stephen Cooke	84.1
15	65	Stephen Cooke	90.3	5	Ian Jacobs	77.0	177	Roy Davis	83.9
16	101	Peter Bowyer	90.1	57	Mark Oldfield	75.7	57	Mark Oldfield	83.8
17	57	Mark Oldfield	89.4	101	Peter Bowyer	74.7	101	Peter Bowyer	83.3
18	28	Simon Baines	87.7	28	Simon Baines	73.8	5	Ian Jacobs	83.2
19	7	David Tomkinson	87.3	7	David Tomkinson	73.6	28	Simon Baines	82.3
20	177	Roy Davis	85.0	136	Michael Parden	73.5	7	David Tomkinson	82.1
21	136	Michael Parden	83.0	10	Nigel Ashley	72.0	10	Nigel Ashley	80.5
22	10	Nigel Ashley	80.4	177	Roy Davis	71.3	136	Michael Parden	78.9

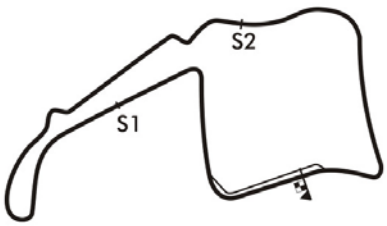

Session Start: 17:59:17 - Finish: 18:18:24
Weather/Track Conditions: Rain/Wet
Circuit: Oulton Park International
Track Length: 4.332 Km - 2.6918 miles
Printed: 26-08-2018 - 18:45

Oulton Park Gold Cup Historic Race Meeting - 25 - 27 Aug 2018

HSCC 70's Road Sports

Race 10 - Lap Chart

Lap 1			Lap 2			Lap 3			Lap 4			Lap 5			Lap 6		
NO	Behind	Laptime	NO	Behind	Laptime	NO	Behind	Laptime	NO	Behind	Laptime	NO	Behind	Laptime	NO	Behind	Laptime
19		2:30.445	19		2:23.140	19		2:22.010	30		2:19.775	30		2:20.669	30		2:21.782
30	0.983	2:31.428	30	0.768	2:22.925	30	0.680	2:21.922	19	1.196	2:21.651	19	1.985	2:21.458	19	4.828	2:24.625
172	1.963	2:32.408	172	4.087	2:25.264	172	4.786	2:22.709	172	9.846	2:25.515	172	11.949	2:22.772	136	2 LAPS	2:50.003
72	5.979	2:36.424	22	9.838	2:26.744	22	16.267	2:28.439	2	22.395	2:23.684	2	26.645	2:24.919	172	13.766	2:23.599
22	6.234	2:36.679	72	14.386	2:31.547	2	19.166	2:24.844	22	24.431	2:28.619	22	32.239	2:28.477	2	28.713	2:23.850
20	6.898	2:37.343	2	16.332	2:28.958	37	28.204	2:32.284	37	38.755	2:31.006	91	45.497	2:25.351	22	37.209	2:26.752
131	9.106	2:39.551	37	17.930	2:31.656	131	31.095	2:32.799	91	40.815	2:26.414	37	51.024	2:32.938	91	55.588	2:31.873
37	9.414	2:39.859	91	19.242	2:29.095	91	34.856	2:37.624	131	44.890	2:34.250	131	56.883	2:32.662	37	1:01.022	2:31.780
2	10.514	2:40.959	131	20.306	2:34.340	**72**	37.128	2:44.752	20	49.605	2:28.940	20	57.239	2:28.303	20	1:05.000	2:29.543
91	13.287	2:43.732	7	29.663	2:37.344	20	41.120	2:32.051	5	55.899	2:32.480	5	1:08.160	2:32.930	131	1:09.645	2:34.544
65	14.829	2:45.274	20	31.079	2:47.321	7	42.960	2:35.307	7	59.289	2:36.784	7	1:12.720	2:34.100	5	1:20.628	2:34.250
7	15.459	2:45.904	101	32.240	2:38.408	5	43.874	2:33.142	55	1:02.538	2:33.107	55	1:13.470	2:31.601	55	1:24.713	2:33.025
101	16.972	2:47.417	5	32.742	2:38.234	57	44.386	2:32.733	101	1:02.624	2:35.580	101	1:21.579	2:39.624	101	1:36.106	2:36.309
5	17.648	2:48.093	57	33.663	2:38.160	101	47.499	2:37.269	65	1:08.353	2:36.290	65	1:24.928	2:37.244	7	1:36.806	2:45.868
57	18.643	2:49.088	65	34.538	2:42.849	55	49.886	2:36.543	28	1:09.456	2:36.872	28	1:26.270	2:37.483	65	1:41.653	2:38.507
55	19.569	2:50.014	55	35.353	2:38.924	65	52.518	2:39.990	35	1:10.850	2:37.868	35	1:27.654	2:37.473	28	1:42.262	2:37.774
28	20.970	2:51.415	28	36.585	2:38.755	28	53.039	2:38.464	56	1:11.399	2:37.356	56	1:28.273	2:37.543	35	1:44.592	2:38.720
35	22.527	2:52.972	35	37.859	2:38.472	35	53.437	2:37.588	57	1:26.753	3:02.822	57	1:39.861	2:33.777	56	1:44.991	2:38.500
56	24.851	2:55.296	56	40.740	2:39.029	56	54.498	2:35.768	177	1:51.049	2:45.997	177	2:19.884	2:49.504	57	1:48.990	2:30.911
10	28.485	2:58.930	136	1 LAP	5:48.677	177	1:25.507	2:51.175	136	1 LAP	2:49.749						
177	29.222	2:59.667	10	55.769	2:50.424	136	1 LAP	2:56.700									
			177	56.342	2:50.260	**10**	1:50.777	3:17.018									

Session Start: 17:59:17 - Finish: 18:18:24
Weather/Track Conditions: Rain/Wet
Circuit: Oulton Park International
Track Length: 4.332 Km - 2.6918 miles
Printed: 26-08-2018 - 18:46

MST
Results: www.mstworld.com. Live Timing: https://livetiming.getraceresults.com/mst. Email: timing@mstworld.com

Oulton Park Gold Cup Historic Race Meeting - 25 - 27 Aug 2018

HSCC 70's Road Sports

Race 10 - Lap Chart

Lap 7			Lap 8		
NO	Behind	Laptime	NO	Behind	Laptime
30		2:24.233	30		2:24.263
19	3.872	2:23.277	19	3.468	2:23.859
172	14.424	2:24.891	172	14.209	2:24.048
2	26.628	2:22.148	2	23.730	2:21.365
177	1 LAP	2:53.116	22	42.491	2:26.580
136	2 LAPS	2:46.665	177	1 LAP	2:51.380
22	40.174	2:27.198	136	2 LAPS	2:50.103
91	58.132	2:26.777	91	1:00.260	2:26.391
37	1:07.373	2:30.584	37	1:13.050	2:29.940
20	1:09.130	2:28.363	20	1:13.702	2:28.835
131	1:20.990	2:35.578	131	1:32.027	2:35.300
5	1:29.629	2:33.234	5	1:40.480	2:35.114
55	1:36.019	2:35.539	55	1:47.294	2:35.538
101	1:47.021	2:35.148	101	1:59.203	2:36.445
7	1:49.014	2:36.441	7	2:04.122	2:39.371
65	1:56.922	2:39.502	57	2:11.030	2:36.474
28	1:57.436	2:39.407	65	2:12.245	2:39.586
57	1:58.819	2:34.062	28	2:12.507	2:39.334
35	1:59.828	2:39.469	56	2:12.795	2:36.881
56	2:00.177	2:39.419	35	2:18.324	2:42.759

Session Start: 17:59:17 - Finish: 18:18:24
Weather/Track Conditions: Rain/Wet
Circuit: Oulton Park International
Track Length: 4.332 Km - 2.6918 miles
Printed: 26-08-2018 - 18:46

MST
Results: www.mstworld.com. Live Timing: https://livetiming.getraceresults.com/mst. Email: timing@mstworld.com

Historic Sports Car Club

Oulton Park Gold Cup

Saturday 25th – Monday 27th August 2018

Results Booklet

Timing & Results by MST SYSTEMS Ltd.
www.mstworld.com

© MST SYSTEMS Ltd. 2018
The Haysfield, Spring Lane North, Malvern, Worcestershire WR14 1GF
tel: +44 (0)1684 560614 email: motorsport@mstworld.com

Oulton Park Circuit

Little Budworth, Tarporley, Cheshire CW69BW

www.oultonpark.co.uk

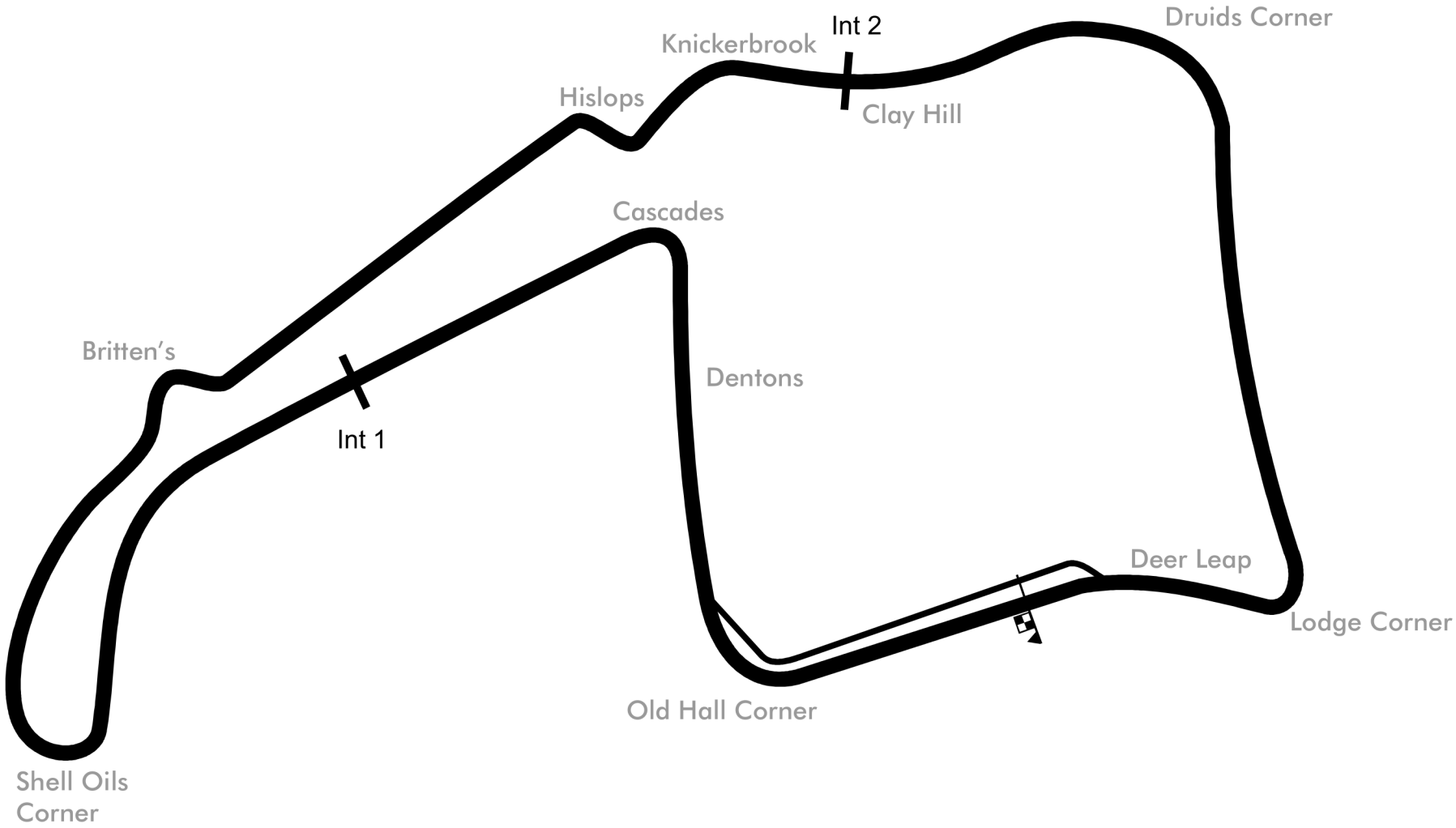

Circuit Length:	2.692 M / 4.332 km
Pit Lane:	200m, 12s @ 60km/h
Intermediate 1:	1.168 km
Intermediate 2:	3.077 km
Start line offset:	0 m

Oulton Park Gold Cup Historic Race Meeting - 25 - 27 Aug 2018

Chevron B6-B8 50th Anniversary Celebration Race in Memory of Derek Bennett

Qualifying for Race 16 - Classification

Sheet No:

POS	NO	DRIVER/S	CLASS	CLASS POS	CAR MAKE / MODEL	TIME	ON	LAPS	GAP	DIFF	MPH
1	4	Andrew Kirkaldy	AVO	1	Chevron B8	1:47.036	9	10			90.53
2	13	Andy Wolfe	AVO	2	Chevron B8	1:48.007	8	8	0.971	0.971	89.72
3	45	Alec Hammond-Nigel Greensall	AVO	3	Chevron B8	1:49.088	10	10	2.052	1.081	88.83
4	130	David Pittard	AVO	4	Chevron B8	1:50.215	3	4	3.179	1.127	87.92
5	8	Simon Hadfield	DUN	1	Chevron B8	1:50.906	10	10	3.870	0.691	87.38
6	19	Mark Owen	AVO	5	Chevron B8	1:51.298	4	7	4.262	0.392	87.07
7	44	Ross Hyett-Martin O'Connell	AVO	6	Chevron B8	1:51.788	8	9	4.752	0.490	86.69
8	127	Dan Eagling	DUN	2	Chevron B8	1:52.015	9	9	4.979	0.227	86.51
9	125	Chris Lillingston-Price	DUN	3	Chevron B8	1:53.046	10	10	6.010	1.031	85.72
10	32	Charles Allison	DUN	4	Chevron B8	1:54.867	8	8	7.831	1.821	84.36
11	38	Paul Ugo	AVO	7	Chevron B8	1:55.005	3	4	7.969	0.138	84.26
12	6	Nick Thompson-Sean McClurg	DUN	5	Chevron B6	1:58.867	10	10	11.831	3.862	81.52
13	100	Tina Kok	AVO	8	Chevron B8	2:02.221	9	10	15.185	3.354	79.29
14	80	Russell Martin-Richard Dodkins	DUN	6	Chevron B6	2:04.933	9	9	17.897	2.712	77.57
15	42	Hugh Colman-Mark Colman	DUN	7	Chevron B8	2:06.018	2	3	18.982	1.085	76.90
16	37	Craig Jones-Adam Jones	DUN	8	Chevron B8	2:12.385	3	8	25.349	6.367	73.20
17	61	Kent Abrahamsson	AVO	9	Chevron B4 GT	3:00.853	3	3	1:13.8	48.468	53.58
18	16	Philip Nelson	DUN	9	Chevron B8						
19	76	Gösta Petterson	AVO	10	Chevron B6 GT						

Session Start: 08:55:25 - Finish: 09:24:36
Weather/Track Conditions: Cloud/Dry
Circuit: Oulton Park International
Track Length: 4.332 Km - 2.6918 miles

These results are provisional until the conclusion of any judicial and technical matters.

Clerk of the Course:	Timekeeper:	Issued at:
Julian Floyd	Nick Palmer	

Oulton Park Gold Cup Historic Race Meeting - 25 - 27 Aug 2018

Chevron B6-B8 50th Anniversary Celebration Race in Memory of Derek Bennett

Qualifying for Race 16 - Sector Analysis

4 Andrew Kirkaldy (AVO) — Chevron B8

lap	Sect-1	Speed	Sect-2	Speed	Sect-3	Speed	Laptime	Pit	lap	Sect-1	Speed	Sect-2	Speed	Sect-3	Speed	Laptime	Pit
1	Out	107.9	58.424	101.5	33.015	114.2	2:02.563		6	Out	112.0	1:02.883	94.9	33.371	113.0	11:39.394	P
2	29.093	122.3	53.731	106.6	30.790	115.9	1:53.614		7	29.439	119.8	58.373	105.1	31.043	114.6	1:58.855	
3	27.371	124.8	52.172	102.2	32.675	114.8	1:52.218		8	27.314	123.5	52.518	109.9	29.705	115.7	1:49.537	
4	26.904	125.7	57.518	49.4	34.411	115.9	1:58.833		9	26.818	123.7	50.896	110.8	29.322	116.1	1:47.036	
5	26.643	124.1	55.223	81.0			2:10.924		10	26.479	124.4	52.487	103.0	31.330	115.5	1:50.296	

6 Thompson-McClurg (DUN) — Chevron B6

lap	Sect-1	Speed	Sect-2	Speed	Sect-3	Speed	Laptime	Pit	lap	Sect-1	Speed	Sect-2	Speed	Sect-3	Speed	Laptime	Pit
1	Out	106.6	1:01.595	94.4	34.674	102.5	2:10.691		6	Out	95.5	1:13.762	82.6	37.069	97.1	11:19.176	P
2	32.589	107.1	1:01.841	87.7	34.168	105.6	2:08.598		7	31.871	108.3	1:02.169	97.4	33.776	107.1	2:07.816	
3	31.068	112.4	58.904	98.1	33.690	106.9	2:03.662		8	30.348	116.5	58.293	102.5	32.645	109.0	2:01.286	
4	30.814	110.6	58.827	96.8	33.596	106.4	2:03.237		9	29.782	115.7	57.468	103.2	32.576	109.3	1:59.826	
5	30.338	113.2	1:02.949	89.4			2:15.210		10	29.313	117.1	57.284	102.2	32.270	109.2	1:58.867	

8 Simon Hadfield (DUN) — Chevron B8

lap	Sect-1	Speed	Sect-2	Speed	Sect-3	Speed	Laptime	Pit	lap	Sect-1	Speed	Sect-2	Speed	Sect-3	Speed	Laptime	Pit
1	Out	112.0	55.917	99.7	31.738	107.6	1:59.355		6	Out	95.3	1:05.150	85.0	35.658	102.2	11:36.264	P
2	28.838	115.3	54.204	100.7	31.966	107.6	1:55.008		7	31.093	111.3	1:00.552	93.9	33.671	105.7	2:05.316	
3	28.652	116.1	53.578	101.9	31.194	107.6	1:53.424		8	29.607	113.7	55.801	99.8	31.585	107.6	1:56.993	
4	27.966	116.1	52.975	102.4	30.693	108.6	1:51.634		9	28.272	115.5	54.017	103.2	30.704	109.0	1:52.993	
5	27.722	117.7	55.367	102.7			2:05.533		10	27.572	117.7	52.631	103.8	30.703	108.3	1:50.906	

13 Andy Wolfe (AVO) — Chevron B8

lap	Sect-1	Speed	Sect-2	Speed	Sect-3	Speed	Laptime	Pit	lap	Sect-1	Speed	Sect-2	Speed	Sect-3	Speed	Laptime	Pit
1	Out	110.8	57.307	92.0	33.108	110.0	2:02.752		5	29.373	107.1	1:02.583	96.3			2:14.097	
2	28.187	118.9	55.366	103.0	31.088	112.8	1:54.641		6	Out	113.9	1:02.523	88.0	In		13:15.484	P
3	28.022	122.8	52.495	106.6	30.131	113.2	1:50.648		7	Out	119.3	53.754	106.1	30.119	113.2	4:52.636	P
4	27.203	123.5	52.157	107.6	29.902	112.3	1:49.262		8	27.116	123.5	51.560	109.3	29.331	113.0	1:48.007	

16 Philip Nelson (DUN) — Chevron B8

lap	Sect-1	Speed	Sect-2	Speed	Sect-3	Speed	Laptime	Pit	lap	Sect-1	Speed	Sect-2	Speed	Sect-3	Speed	Laptime	Pit

19 Mark Owen (AVO) — Chevron B8

lap	Sect-1	Speed	Sect-2	Speed	Sect-3	Speed	Laptime	Pit	lap	Sect-1	Speed	Sect-2	Speed	Sect-3	Speed	Laptime	Pit
1	Out	107.4	57.861	87.5	33.929	110.6	2:03.728		5	28.506	117.1	57.430	83.1			2:21.500	
2	29.791	117.5	56.115	103.0	32.266	112.6	1:58.172		6	Out	80.2	1:07.255	78.2	37.066	100.0	11:17.974	P
3	28.389	118.1	52.905	106.9	30.673	111.0	1:51.967		7	33.228	108.1	1:02.568	85.5			2:18.702	
4	27.722	118.7	53.124	107.2	30.452	112.6	1:51.298		8								

32 Charles Allison (DUN) — Chevron B8

lap	Sect-1	Speed	Sect-2	Speed	Sect-3	Speed	Laptime	Pit	lap	Sect-1	Speed	Sect-2	Speed	Sect-3	Speed	Laptime	Pit
1	Out	98.2	59.212	94.5	33.304	106.6	2:05.783		5	29.262	101.3	1:07.589	80.8			2:21.544	
2	29.238	115.3	57.434	99.8	32.290	106.9	1:58.962		6	Out	102.1	1:04.204	87.6	In		12:33.343	P
3	29.803	114.3	58.283	103.5	32.358	108.4	2:00.444		7	Out	113.2	57.408	99.8	32.503	109.7	4:05.003	P
4	28.969	119.5	55.105	103.3	31.692	107.9	1:55.766		8	28.507	118.7	54.945	103.5	31.415	111.7	1:54.867	

37 Jones-Jones (DUN) — Chevron B8

lap	Sect-1	Speed	Sect-2	Speed	Sect-3	Speed	Laptime	Pit	lap	Sect-1	Speed	Sect-2	Speed	Sect-3	Speed	Laptime	Pit
1	Out	85.1	1:10.840	77.5	39.977	87.6	2:27.850		5	Out	87.9	1:11.082	75.5	40.361	93.4	12:43.509	P
2	35.348	91.1	1:07.183	90.6	36.485	97.7	2:19.016		6	36.563	94.1	1:06.644	81.0	37.691	94.8	2:20.898	
3	32.695	104.0	1:02.681	87.0	37.009	92.0	2:12.385		7	34.013	97.2	1:04.543	82.6	37.758	96.0	2:16.314	
4	33.946	98.2	1:01.986	90.4			2:25.293		8	34.490	95.9	1:04.473	88.9	38.073	92.1	2:17.036	

38 Paul Ugo (AVO) — Chevron B8

lap	Sect-1	Speed	Sect-2	Speed	Sect-3	Speed	Laptime	Pit	lap	Sect-1	Speed	Sect-2	Speed	Sect-3	Speed	Laptime	Pit
1	Out	99.2	59.451	102.4	33.124	100.8	2:05.457		3	27.512	120.4	55.852	90.4	31.641	109.0	1:55.005	
2	29.381	117.9	54.398	103.0	31.915	108.6	1:55.694		4	28.235	115.9	54.328	94.8			2:10.749	

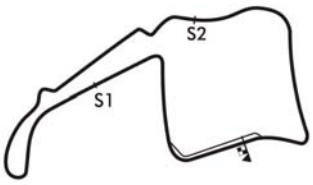

Session Start: 08:55:25 - Finish: 09:24:36
Weather/Track Conditions: Cloud/Dry
Circuit: Oulton Park International
Track Length: 4.332 Km - 2.6918 miles
Printed: 27-08-2018 - 09:26

MST
Results: www.mstworld.com. Live Timing: https://livetiming.getraceresults.com/mst. Email: timing@mstworld.com

Oulton Park Gold Cup Historic Race Meeting - 25 - 27 Aug 2018

Chevron B6-B8 50th Anniversary Celebration Race in Memory of Derek Bennett

Qualifying for Race 16 - Sector Analysis

42 Colman-Colman (DUN) — Chevron B8

lap	Sect-1	Speed	Sect-2	Speed	Sect-3	Speed	Laptime	Pit	lap	Sect-1	Speed	Sect-2	Speed	Sect-3	Speed	Laptime	Pit
1	Out	90.3	1:04.462	88.3	36.868	101.9	2:18.002		3	31.138	106.7	1:01.900	95.9	33.893	102.0	2:06.931	
2	31.540	109.3	1:00.268	95.3	34.210	101.3	2:06.018		4								

44 Hyett-O'Connell (AVO) — Chevron B8

lap	Sect-1	Speed	Sect-2	Speed	Sect-3	Speed	Laptime	Pit	lap	Sect-1	Speed	Sect-2	Speed	Sect-3	Speed	Laptime	Pit
1	Out	96.7	1:04.488	92.0	35.446	101.9	2:11.516		6	31.107	112.0	59.804	101.5	32.007	107.4	2:02.918	
2	32.060	109.3	1:05.039	95.1	35.252	98.4	2:12.351		7	28.804	115.5	54.819	101.5	30.633	108.4	1:54.256	
3	31.704	108.3	1:00.218	96.1	34.572	103.6	2:06.494		8	28.094	115.3	53.340	102.7	30.354	108.4	1:51.788	
4	30.613	109.3	58.924	91.6	33.974	97.6	2:03.511		9	30.186	111.1	55.818	101.8	30.956	104.6	1:56.960	
5	11:01.345	101.0	1:06.316	91.0	34.782	106.6	12:42.443	P	10								

45 Hammond-Greensall (AVO) — Chevron B8

lap	Sect-1	Speed	Sect-2	Speed	Sect-3	Speed	Laptime	Pit	lap	Sect-1	Speed	Sect-2	Speed	Sect-3	Speed	Laptime	Pit
1	Out	87.9	1:01.593	86.9	34.898	108.3	2:12.503		6	Out	108.6	1:03.777	91.8	33.289	111.5	11:12.073	P
2	31.940	112.4	58.620	96.4	33.271	108.4	2:03.831		7	30.869	115.7	58.253	103.0	30.960	112.3	2:00.082	
3	31.177	106.6	58.740	100.1	32.798	111.1	2:02.715		8	27.970	120.6	54.743	102.2	33.606	112.6	1:56.319	
4	30.267	113.2	57.573	99.1	32.562	110.4	2:00.402		9	27.309	120.4	52.510	108.8	29.862	112.4	1:49.681	
5	29.957	111.3	1:02.922	74.1			2:19.079		10	26.905	120.6	51.972	106.7	30.211	111.1	1:49.088	

61 Kent Abrahamsson (AVO) — Chevron B4 GT

lap	Sect-1	Speed	Sect-2	Speed	Sect-3	Speed	Laptime	Pit	lap	Sect-1	Speed	Sect-2	Speed	Sect-3	Speed	Laptime	Pit
1	Out	62.5	1:38.529	53.4	54.536	58.7	3:22.503		3	43.448	73.4	1:23.935	50.5	53.470	66.2	3:00.853	
2	49.080	69.4	1:27.372	57.7	48.726	73.4	3:05.178		4								

76 Gösta Petterson (AVO) — Chevron B6 GT

lap	Sect-1	Speed	Sect-2	Speed	Sect-3	Speed	Laptime	Pit	lap	Sect-1	Speed	Sect-2	Speed	Sect-3	Speed	Laptime	Pit

80 Martin-Dodkins (DUN) — Chevron B6

lap	Sect-1	Speed	Sect-2	Speed	Sect-3	Speed	Laptime	Pit	lap	Sect-1	Speed	Sect-2	Speed	Sect-3	Speed	Laptime	Pit
1	Out	100.1	1:04.189	85.1	36.189	101.3	2:14.582		6	35.258	89.8	1:06.156	89.8	36.452	99.6	2:17.866	
2	32.896	101.5	1:03.132	88.7	36.178	99.6	2:12.206		7	32.748	101.3	1:02.678	86.9	34.790	103.4	2:10.216	
3	32.753	102.5	1:05.018	94.5	35.422	100.5	2:13.193		8	31.722	101.8	1:00.801	93.4	33.988	101.7	2:06.511	
4	32.640	104.0	1:02.964	93.7	36.691	75.3	2:12.295		9	31.448	103.8	59.541	92.0	33.944	103.9	2:04.933	
5	11:10.791	91.8	1:09.972	81.7	38.476	92.6	12:59.239	P	10								

100 Tina Kok (AVO) — Chevron B8

lap	Sect-1	Speed	Sect-2	Speed	Sect-3	Speed	Laptime	Pit	lap	Sect-1	Speed	Sect-2	Speed	Sect-3	Speed	Laptime	Pit
1	Out	106.1	1:02.295	96.0	34.411	103.1	2:13.699		6	Out	93.4	1:08.104	85.0	35.722	102.3	10:58.862	P
2	32.004	107.4	1:00.981	100.3	34.081	104.4	2:07.066		7	32.296	111.3	1:02.712	96.3	34.106	105.9	2:09.114	
3	31.650	108.4	1:00.849	99.1	35.183	100.0	2:07.682		8	31.007	115.1	58.713	97.7	33.506	103.8	2:03.226	
4	31.522	112.4	58.607	100.9	33.543	104.6	2:03.672		9	31.355	113.3	57.711	97.0	33.155	106.4	2:02.221	
5	30.568	115.7	1:01.349	84.3			2:15.650		10	30.049	116.1	1:24.200	88.6	35.178	97.0	2:29.427	

125 Chris Lillingston-Price (DUN) — Chevron B8

lap	Sect-1	Speed	Sect-2	Speed	Sect-3	Speed	Laptime	Pit	lap	Sect-1	Speed	Sect-2	Speed	Sect-3	Speed	Laptime	Pit
1	Out	106.7	1:01.071	92.1	35.276	106.9	2:06.974		6	10:24.540	90.7	1:04.500	95.2	34.560	104.1	12:03.600	P
2	30.873	109.5	59.133	98.5	33.188	106.4	2:03.194		7	30.429	114.9	57.758	99.7	32.443	107.6	2:00.630	
3	29.596	112.8	56.588	102.4	33.227	106.9	1:59.411		8	29.107	117.7	55.478	102.1	31.332	108.4	1:55.917	
4	29.629	115.9	55.695	102.4	32.242	106.9	1:57.566		9	28.763	117.9	55.077	102.9	31.312	107.4	1:55.152	
5	30.241	93.1	1:04.235	76.1	39.988	80.7	2:14.464		10	28.304	116.9	54.006	104.0	30.736	107.9	1:53.046	

127 Dan Eagling (DUN) — Chevron B8

lap	Sect-1	Speed	Sect-2	Speed	Sect-3	Speed	Laptime	Pit	lap	Sect-1	Speed	Sect-2	Speed	Sect-3	Speed	Laptime	Pit
1	Out	98.5	1:03.722	88.5			2:28.163		6	32.155	116.1	1:01.458	98.7	32.126	111.1	2:05.739	
2	Out	115.3	58.902	99.7	32.189	109.7	3:26.064	P	7	30.277	115.5	56.296	103.5	31.208	111.7	1:57.781	
3	28.765	118.9	54.497	102.7	31.141	111.1	1:54.403		8	28.256	120.0	54.056	105.2	30.574	113.4	1:52.886	
4	28.254	120.8	57.625	90.6			2:08.698		9	27.693	121.0	53.666	106.2	30.656	112.8	1:52.015	
5	Out	103.6	1:08.463	84.7	33.835	110.2	11:06.113	P	10								

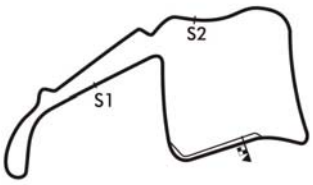

Session Start: 08:55:25 - Finish: 09:24:36
Weather/Track Conditions: Cloud/Dry
Circuit: Oulton Park International
Track Length: 4.332 Km - 2.6918 miles
Printed: 27-08-2018 - 09:26

MST
Results: www.mstworld.com. Live Timing: https://livetiming.getraceresults.com/mst. Email: timing@mstworld.com

Oulton Park Gold Cup Historic Race Meeting - 25 - 27 Aug 2018

Chevron B6-B8 50th Anniversary Celebration Race in Memory of Derek Bennett

Qualifying for Race 16 - Sector Analysis

130	David Pittard (AVO)								Chevron B8								
lap	Sect-1	Speed	Sect-2	Speed	Sect-3	Speed	Laptime	Pit	lap	Sect-1	Speed	Sect-2	Speed	Sect-3	Speed	Laptime	Pit
1	Out	106.2	56.109	96.7	31.337	109.2	1:58.890		3	27.855	117.1	52.400	105.2	29.960	109.9	1:50.215	
2	28.778	118.3	54.485	104.9	32.811	109.9	1:56.074		4	27.483	114.3	52.244	102.1			1:54.572	

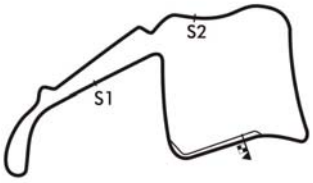

Session Start: 08:55:25 - Finish: 09:24:36
Weather/Track Conditions: Cloud/Dry
Circuit: Oulton Park International
Track Length: 4.332 Km - 2.6918 miles
Printed: 27-08-2018 - 09:26

MST
Results: www.mstworld.com. Live Timing: https://livetiming.getraceresults.com/mst. Email: timing@mstworld.com

Oulton Park Gold Cup Historic Race Meeting - 25 - 27 Aug 2018

Chevron B6-B8 50th Anniversary Celebration Race in Memory of Derek Bennett

Qualifying for Race 16 - Best Sector Times

	SECTOR 1			SECTOR 2			SECTOR 3		
	NO	TIME	LAP	NO	TIME	LAP	NO	TIME	LAP
1	4	26.479	10	4	50.896	9	4	29.322	9
2	45	26.905	10	13	51.560	8	13	29.331	8
3	13	27.116	8	45	51.972	10	45	29.862	9
4	130	27.483	4	130	52.244	4	130	29.960	3
5	38	27.512	3	8	52.631	10	44	30.354	8
6	8	27.572	10	19	52.905	3	19	30.452	4
7	127	27.693	9	44	53.340	8	127	30.574	8
8	19	27.722	4	127	53.666	9	8	30.693	4
9	44	28.094	8	125	54.006	10	125	30.736	10
10	125	28.304	10	38	54.328	4	32	31.415	8
11	32	28.507	8	32	54.945	8	38	31.641	3
12	6	29.313	10	6	57.284	10	6	32.270	10
13	100	30.049	10	100	57.711	9	100	33.155	9
14	42	31.138	3	80	59.541	9	42	33.893	3
15	80	31.448	9	42	1:00.268	2	80	33.944	9
16	37	32.695	3	37	1:01.986	4	37	36.485	2
17	61	43.448	3	61	1:23.935	3	61	48.726	2
18	16			76			16		
19	76			16			76		

IDEAL / BEST LAP COMPARISON

NO	NAME	BEST	IN	IDEAL	DIFF
4	Andrew Kirkaldy	1:47.036	9	1:46.697	+0.339
13	Andy Wolfe	1:48.007	8	1:48.007	+0.000
45	Hammond-Greensal	1:49.088	10	1:48.739	+0.349
130	David Pittard	1:50.215	3	1:49.687	+0.528
8	Simon Hadfield	1:50.906	10	1:50.896	+0.010
19	Mark Owen	1:51.298	4	1:51.079	+0.219
44	Hyett-O'Connell	1:51.788	8	1:51.788	+0.000
127	Dan Eagling	1:52.015	9	1:51.933	+0.082
125	Chris Lillingston-Pric	1:53.046	10	1:53.046	+0.000
32	Charles Allison	1:54.867	8	1:54.867	+0.000
38	Paul Ugo	1:55.005	3	1:53.481	+1.524
6	Thompson-McClurg	1:58.867	10	1:58.867	+0.000
100	Tina Kok	2:02.221	9	2:00.915	+1.306
80	Martin-Dodkins	2:04.933	9	2:04.933	+0.000
42	Colman-Colman	2:06.018	2	2:05.299	+0.719
37	Jones-Jones	2:12.385	3	2:11.166	+1.219
61	Kent Abrahamsson	3:00.853	3	2:56.109	+4.744
16	Philip Nelson				+
76	Gösta Petterson				+

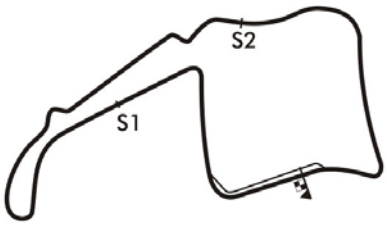

Session Start: 08:55:25 - Finish: 09:24:36
Weather/Track Conditions: Cloud/Dry
Circuit: Oulton Park International
Track Length: 4.332 Km - 2.6918 miles

Printed: 27-08-2018 - 09:27

Oulton Park Gold Cup Historic Race Meeting - 25 - 27 Aug 2018

Chevron B6-B8 50th Anniversary Celebration Race in Memory of Derek Bennett

Qualifying for Race 16 - Best Sector Speeds

	NO	SECTOR 1	MPH	NO	SECTOR 2	MPH	NO	SECTOR 3	MPH
1	4	Andrew Kirkaldy	125.7	4	Andrew Kirkaldy	110.8	4	Andrew Kirkaldy	116.1
2	13	Andy Wolfe	123.5	13	Andy Wolfe	109.3	127	Dan Eagling	113.4
3	127	Dan Eagling	121.0	45	Hammond-Greensall	108.8	13	Andy Wolfe	113.2
4	45	Hammond-Greensall	120.6	19	Mark Owen	107.2	19	Mark Owen	112.6
5	38	Paul Ugo	120.4	127	Dan Eagling	106.2	45	Hammond-Greensall	112.6
6	32	Charles Allison	119.5	130	David Pittard	105.2	32	Charles Allison	111.7
7	19	Mark Owen	118.7	125	Chris Lillingston-Price	104.0	130	David Pittard	109.9
8	130	David Pittard	118.3	8	Simon Hadfield	103.8	6	Thompson-McClurg	109.3
9	125	Chris Lillingston-Price	117.9	32	Charles Allison	103.5	8	Simon Hadfield	109.0
10	8	Simon Hadfield	117.7	6	Thompson-McClurg	103.2	38	Paul Ugo	109.0
11	6	Thompson-McClurg	117.1	38	Paul Ugo	103.0	44	Hyett-O'Connell	108.4
12	100	Tina Kok	116.1	44	Hyett-O'Connell	102.7	125	Chris Lillingston-Price	108.4
13	44	Hyett-O'Connell	115.5	100	Tina Kok	100.9	100	Tina Kok	106.4
14	42	Colman-Colman	109.3	42	Colman-Colman	95.9	80	Martin-Dodkins	103.9
15	16	Philip Nelson	104.9	80	Martin-Dodkins	94.5	42	Colman-Colman	102.0
16	37	Jones-Jones	104.0	37	Jones-Jones	90.6	37	Jones-Jones	97.7
17	80	Martin-Dodkins	104.0	61	Kent Abrahamsson	57.7	61	Kent Abrahamsson	73.4
18	61	Kent Abrahamsson	73.4	76	Gösta Petterson	31.2	16	Philip Nelson	0.0
19	76	Gösta Petterson	50.5	16	Philip Nelson	0.0	76	Gösta Petterson	0.0

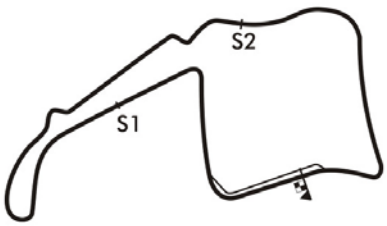

Session Start: 08:55:25 - Finish: 09:24:36
Weather/Track Conditions: Cloud/Dry
Circuit: Oulton Park International
Track Length: 4.332 Km - 2.6918 miles
Printed: 27-08-2018 - 09:27

Oulton Park Gold Cup Historic Race Meeting - 25 - 27 Aug 2018

Chevron B6-B8 50th Anniversary Celebration Race in Memory of Derek Bennett

Race 16 - Starting Grid

Sheet No:

Start Time : 14:45 - Heat Duration : 40 Minutes

ROW							
9	17	61	Kent Abrahamsson	18	16	Philip Nelson
8	15	42	Colman-Colman	16	37	Jones-Jones
7	13	100	Tina Kok	14	80	Martin-Dodkins
6	11	38	Paul Ugo	12	6	Thompson-McClurg
5	9	125	Chris Lillingston-Price	10	32	Charles Allison
4	7	44	Hyett-O'Connell	8	127	Dan Eagling
3	5	8	Simon Hadfield	6	19	Mark Owen
2	3	45	Hammond-Greensall	4	130	David Pittard
1	1	4	Andrew Kirkaldy	2	13	Andy Wolfe

Pole Right

Circuit: Oulton Park International
Track Length: 4.332 Km - 2.6918 miles

These results are provisional until the conclusion of any judicial and technical matters.

Clerk of the Course:	Timekeeper:	Issued at:
Julian Floyd	Nick Palmer	

Oulton Park Gold Cup Historic Race Meeting - 25 - 27 Aug 2018

Chevron B6-B8 50th Anniversary Celebration Race in Memory of Derek Bennett

Race 16 - Classification

Sheet No:

POS	NO	DRIVER/S	CLASS	CLASS POS	CAR MAKE / MODEL	TIME	LAPS	GAP	DIFF	MPH	BEST	ON
1	4	Andrew Kirkaldy	AVO	1	Chevron B8	39:52.398	20	-- 20 laps		81.01	1:46.390	5
2	13	Andy Wolfe	AVO	2	Chevron B8	39:54.315	20	1.917	1.917	80.94	1:46.431	19
3	130	David Pittard	AVO	3	Chevron B8	39:54.963	20	2.565	0.648	80.92	1:46.700	19
4	19	Mark Owen	AVO	4	Chevron B8	39:58.596	20	6.198	3.633	80.80	1:48.566	19
5	127	Dan Eagling	DUN	1	Chevron B8	39:59.471	20	7.073	0.875	80.77	1:49.013	14
6	44	Ross Hyett-Martin O'Connell	DUN	2	Chevron B8	40:04.809	20	12.411	5.338	80.59	1:48.371	20
7	125	Chris Lillingston-Price	AVO	5	Chevron B8	40:08.541	20	16.143	3.732	80.46	1:51.914	12
8	32	Charles Allison	DUN	3	Chevron B8	40:47.254	20	54.856	38.713	79.19	1:54.326	3
9	6	Nick Thompson-Sean McClurg	DUN	4	Chevron B6	40:16.596	19	-- 19 laps	1:25.214	76.19	1:56.156	19
10	100	Tina Kok	AVO	6	Chevron B8	40:17.542	19	0.946	0.946	76.16	1:56.647	19
11	80	Russell Martin-Richard Dodkins	DUN	5	Chevron B6	40:22.448	19	5.852	4.906	76.00	1:57.071	19
		---------- NOT CLASSIFIED ----------										
DNF	8	Simon Hadfield	DUN		Chevron B8	33:43.410	17	-- 17 laps		81.41	1:48.744	15
DNF	16	Philip Nelson	DUN		Chevron B8	34:54.704	13	-- 13 laps	9:26.193	60.14	1:57.254	3
DNF	45	Alec Hammond	AVO		Chevron B8	23:00.586	11	-- 11 laps		77.21	1:56.406	7
DNF	37	Craig Jones-Adam Jones	DUN		Chevron B8	6:44.071	3	-- 3 laps --	43.363	71.94	2:11.278	3

---------- FASTEST LAP SUMMARY ----------

NO	DRIVER/S	CLASS	CAR MAKE / MODEL	FASTEST LAP	ON	MPH
4	Andrew Kirkaldy	AVO	Chevron B8	1:46.390	5	91.08
44	Hyett-O'Connell	DUN	Chevron B8	1:48.371	20	89.42

Car 32 - 30 second penalty, pit stop taken outside of pit window.
Cars 38, 42 & 61 - non starters.

Session Start: 14:47:49 - Finish: 15:27:41
Weather/Track Conditions: Cloud/Dry
Circuit: Oulton Park International
Track Length: 4.332 Km - 2.6918 miles

These results are provisional until the conclusion of any judicial and technical matters.

Clerk of the Course:	Timekeeper:	Issued at:
Julian Floyd	Nick Palmer	

Oulton Park Gold Cup Historic Race Meeting - 25 - 27 Aug 2018

Chevron B6-B8 50th Anniversary Celebration Race in Memory of Derek Bennett

Race 16 - Sector Analysis

4 Andrew Kirkaldy (AVO) — Chevron B8

lap	Sect-1	Speed	Sect-2	Speed	Sect-3	Speed	Laptime	Pit	lap	Sect-1	Speed	Sect-2	Speed	Sect-3	Speed	Laptime	Pit
1		123.9	51.996	110.9	29.450	114.8	1:53.622		11	26.429	123.9	51.338	109.3	29.506	114.4	1:47.273	
2	26.911	124.6	51.479	110.0	29.473	115.3	1:47.863		12	26.551	123.0	51.324	108.8	29.750	114.6	1:47.625	
3	26.612	123.9	51.350	109.0	29.705	115.5	1:47.667		13	26.590	122.8	51.617	109.5	29.538	115.5	1:47.745	
4	26.583	124.1	50.988	110.0	29.217	116.1	1:46.788		14	27.212	122.8	51.573	109.9	29.623	114.0	1:48.408	
5	26.383	124.6	50.872	110.0	29.135	115.7	1:46.390		15	26.979	123.5	51.779	109.0			1:52.486	
6	26.433	123.5	51.048	109.9	29.456	115.3	1:46.937		16	Out	121.5	52.254	108.4	31.761	82.2	3:08.078	P
7	26.539	123.5	51.261	109.3	29.474	115.3	1:47.274		17	45.943	44.2	1:38.370	47.2	1:04.442	42.3	3:28.755	
8	26.474	125.1	50.909	109.9	29.468	115.3	1:46.851		18	49.258	82.0	1:06.639	78.2	43.547	114.4	2:39.444	
9	26.481	122.8	51.045	109.7	29.465	115.3	1:46.991		19	26.525	124.1	50.952	110.0	29.180	116.5	1:46.657	
10	26.429	125.7	52.064	109.3	30.207	114.9	1:48.700		20	26.209	123.9	51.090	110.6	29.545	106.6	1:46.844	

6 Thompson-McClurg (DUN) — Chevron B6

lap	Sect-1	Speed	Sect-2	Speed	Sect-3	Speed	Laptime	Pit	lap	Sect-1	Speed	Sect-2	Speed	Sect-3	Speed	Laptime	Pit
1		118.1	57.628	95.9	33.611	107.9	2:06.930		11	Out	115.5	57.328	102.2	32.302	108.8	3:13.482	P
2	29.650	114.3	58.278	99.1	33.307	107.8	2:01.235		12	30.310	117.7	56.206	103.0	31.937	109.2	1:58.453	
3	29.510	115.1	57.196	102.1	32.326	108.3	1:59.032		13	29.091	116.7	55.881	103.5	32.527	108.6	1:57.499	
4	29.724	117.7	58.212	100.9	32.266	107.8	2:00.202		14	29.532	119.8	55.969	103.5	32.589	109.3	1:58.090	
5	30.337	113.0	58.681	101.6	32.892	106.2	2:01.910		15	28.970	116.9	56.979	100.3	35.263	98.3	2:01.212	
6	29.815	114.7	58.534	101.9	32.406	107.4	2:00.755		16	30.814	109.0	58.942	94.1	58.536	38.2	2:28.292	
7	29.224	118.3	57.238	101.9	32.067	108.3	1:58.529		17	50.361	77.6	1:06.314	91.3	41.506	109.2	2:38.181	
8	29.011	118.1	57.309	101.5	32.614	107.6	1:58.934		18	29.363	119.1	56.611	104.1	31.819	110.0	1:57.793	
9	28.839	117.3	56.770	102.1	32.159	107.6	1:57.768		19	28.766	119.1	55.377	103.6	32.013	109.3	1:56.156	
10	29.499	116.7	56.990	101.6			2:02.143		20								

8 Simon Hadfield (DUN) — Chevron B8

lap	Sect-1	Speed	Sect-2	Speed	Sect-3	Speed	Laptime	Pit	lap	Sect-1	Speed	Sect-2	Speed	Sect-3	Speed	Laptime	Pit
1		117.5	52.773	102.5	30.419	109.3	1:58.261		10	27.491	117.1	52.614	102.4	30.594	107.6	1:50.699	
2	27.057	119.3	52.263	103.8	30.359	109.2	1:49.679		11	27.430	115.5	52.649	102.9	30.749	107.1	1:50.828	
3	27.070	117.9	53.007	102.2	30.479	109.0	1:50.556		12	27.622	115.7	53.058	101.6			1:54.934	
4	27.445	116.5	52.867	102.7	30.564	108.6	1:50.876		13	Out	114.1	53.631	105.9	30.444	110.6	3:08.954	P
5	27.469	116.3	52.771	103.0	30.616	108.3	1:50.856		14	27.022	120.0	52.763	104.6	29.894	110.2	1:49.679	
6	27.371	116.5	52.621	103.0	30.416	108.8	1:50.408		15	26.917	120.2	51.900	106.4	29.927	110.8	1:48.744	
7	27.359	116.7	52.610	103.8	30.604	108.3	1:50.573		16	26.839	120.2	55.369	89.5	33.396	100.9	1:55.604	
8	27.456	116.7	52.536	103.6	30.642	107.9	1:50.634		17	28.891	114.5	1:08.168	45.9	1:03.813	38.9	2:40.872	
9	27.546	116.1	52.908	104.0	30.799	107.4	1:51.253		18								

13 Andy Wolfe (AVO) — Chevron B8

lap	Sect-1	Speed	Sect-2	Speed	Sect-3	Speed	Laptime	Pit	lap	Sect-1	Speed	Sect-2	Speed	Sect-3	Speed	Laptime	Pit
1		122.3	51.867	106.4	29.630	112.1	1:53.435		11	26.777	122.8	51.872	107.9	29.691	112.3	1:48.340	
2	27.025	123.7	52.113	107.4	29.548	113.2	1:48.686		12	26.730	122.3	52.706	107.1	29.766	112.1	1:49.202	
3	26.678	123.9	51.970	107.2	29.938	111.5	1:48.586		13	26.610	123.0	51.849	107.6	29.646	112.3	1:48.105	
4	27.048	124.8	51.266	108.6	29.497	112.8	1:47.811		14	26.815	122.1	53.633	104.8			1:54.021	
5	26.697	124.1	51.437	107.8	29.548	113.0	1:47.682		15	Out	121.5	51.959	106.6	29.988	111.5	3:01.148	P
6	26.408	124.4	1:01.326	106.9	29.824	111.1	1:57.558		16	26.986	123.2	51.951	107.2	31.453	107.6	1:50.390	
7	26.810	123.2	51.961	106.9	29.712	112.8	1:48.483		17	28.650	81.0	1:37.629	44.8	1:04.041	39.4	3:10.320	
8	26.871	122.6	52.200	107.6	29.775	112.1	1:48.846		18	49.577	65.1	1:06.331	77.4	43.116	113.0	2:39.024	
9	27.042	121.9	52.149	107.8	29.680	111.5	1:48.871		19	26.544	124.8	50.908	109.0	28.979	115.3	1:46.431	
10	26.913	122.3	52.652	103.3	29.881	111.7	1:49.446		20	26.801	125.5	51.516	107.1	29.613	112.8	1:47.930	

16 Philip Nelson (DUN) — Chevron B8

lap	Sect-1	Speed	Sect-2	Speed	Sect-3	Speed	Laptime	Pit	lap	Sect-1	Speed	Sect-2	Speed	Sect-3	Speed	Laptime	Pit
1		115.7	57.231	102.5	33.168	108.8	2:07.380		8	29.233	114.3	56.608	99.1	32.700	103.4	1:58.541	
2	29.649	115.7	58.071	96.8	32.585	107.9	2:00.305		9	29.642	114.9	55.775	101.2	31.998	105.1	1:57.415	
3	28.766	116.7	56.385	100.1	32.103	107.2	1:57.254		10	28.880	115.3	56.331	97.7			2:02.338	
4	29.158	116.3	56.657	100.6	32.096	106.9	1:57.911		11	Out	115.3	56.075	101.2	31.871	106.9	3:12.659	P
5	28.445	117.3	56.993	101.0	32.572	103.6	1:58.010		12	29.412	115.9	56.435	101.9	32.083	105.2	1:57.930	
6	29.513	115.1	56.151	101.2	32.544	105.4	1:58.208		13	29.733	116.7	55.142	102.5			9:46.995	
7	29.666	113.5	56.908	93.2	33.184	102.6	1:59.758		14								

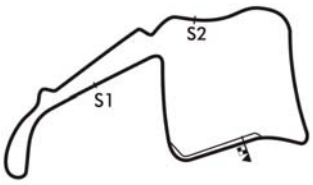

Session Start: 14:47:49 - Finish: 15:27:41
Weather/Track Conditions: Cloud/Dry
Circuit: Oulton Park International
Track Length: 4.332 Km - 2.6918 miles
Printed: 27-08-2018 - 15:28

MST
Results: www.mstworld.com. Live Timing: https://livetiming.getraceresults.com/mst. Email: timing@mstworld.com

Oulton Park Gold Cup Historic Race Meeting - 25 - 27 Aug 2018

Chevron B6-B8 50th Anniversary Celebration Race in Memory of Derek Bennett

Race 16 - Sector Analysis

19	Mark Owen (AVO)								Chevron B8								
lap	Sect-1	Speed	Sect-2	Speed	Sect-3	Speed	Laptime	Pit	lap	Sect-1	Speed	Sect-2	Speed	Sect-3	Speed	Laptime	Pit
1		118.7	52.950	108.1	30.015	114.4	1:55.005		11	27.117	119.5	53.028	106.6	30.408	112.1	1:50.553	
2	27.230	121.9	52.640	107.4	29.952	112.6	1:49.822		12	27.400	120.2	53.510	105.7	30.700	112.1	1:51.610	
3	26.833	122.1	52.575	106.9	30.377	113.2	1:49.785		13	27.136	120.0	52.876	105.9	30.410	112.4	1:50.422	
4	27.287	120.6	52.979	106.6	30.253	112.6	1:50.519		14	27.555	119.5	53.561	105.7			1:55.531	
5	27.052	120.4	53.312	106.6	30.399	112.3	1:50.763		15	Out	117.3	52.856	107.1	31.233	110.8	3:05.088	P
6	27.356	118.9	53.077	106.4	30.365	111.7	1:50.798		16	27.280	119.8	54.382	93.6	33.271	108.1	1:54.933	
7	27.077	120.2	52.751	106.9	30.331	112.6	1:50.159		17	28.947	116.5	1:13.067	43.1	1:04.090	38.8	2:46.104	
8	27.367	120.0	52.575	107.2	30.313	112.4	1:50.255		18	49.314	75.1	1:06.490	73.4	42.821	112.4	2:38.625	
9	27.045	120.4	52.608	106.6	30.387	112.1	1:50.040		19	26.855	121.0	51.803	107.4	29.908	113.8	1:48.566	
10	27.112	120.4	52.931	105.2	30.404	111.7	1:50.447		20	27.101	121.7	52.406	107.8	30.064	112.4	1:49.571	

32	Charles Allison (DUN)								Chevron B8								
lap	Sect-1	Speed	Sect-2	Speed	Sect-3	Speed	Laptime	Pit	lap	Sect-1	Speed	Sect-2	Speed	Sect-3	Speed	Laptime	Pit
1		114.3	57.141	100.6	33.582	104.4	2:07.184		11	28.855	114.9	55.399	101.0	31.580	105.9	1:55.834	
2	29.315	117.9	54.458	104.4	32.072	110.8	1:55.845		12	28.657	116.1	55.398	102.1	31.112	109.0	1:55.167	
3	28.990	120.0	54.183	104.6	31.153	109.9	1:54.326		13	28.436	119.3	54.880	100.1	31.356	110.6	1:54.672	
4	28.291	116.5	54.971	103.8	31.332	109.0	1:54.594		14	28.500	120.6	55.554	99.7	31.872	100.9	1:55.926	
5	28.008	117.1	55.985	96.3	31.810	108.4	1:55.803		15	29.059	117.9	56.104	101.0	32.773	101.7	1:57.936	
6	28.617	118.3	54.884	104.1	31.256	104.7	1:54.757		16	28.443	119.1	55.431	99.8			2:00.516	
7	28.738	119.1	55.262	102.2	31.295	106.9	1:55.295		17	Out	102.2	56.164	93.9	33.928	103.9	3:13.064	P
8	28.553	116.7	55.435	101.9	31.340	106.1	1:55.328		18	28.872	116.7	1:00.955	89.4	40.069	109.3	2:09.896	
9	28.458	118.1	54.775	103.0	31.273	106.9	1:54.506		19	28.873	119.5	55.101	103.3	32.140	109.2	1:56.114	
10	28.319	116.5	54.878	100.6	31.422	105.2	1:54.619		20	28.660	116.7	55.502	104.4	31.710	108.8	1:55.872	

37	C.Jones-A.Jones (DUN)								Chevron B8								
lap	Sect-1	Speed	Sect-2	Speed	Sect-3	Speed	Laptime	Pit	lap	Sect-1	Speed	Sect-2	Speed	Sect-3	Speed	Laptime	Pit
1		98.1	1:02.108	90.9	36.076	95.8	2:21.136		3	33.039	98.1	1:02.289	88.8	35.950	94.3	2:11.278	
2	32.860	99.4	1:02.804	92.3	35.993	95.0	2:11.657		4								

44	Hyett-O'Connell (DUN)								Chevron B8								
lap	Sect-1	Speed	Sect-2	Speed	Sect-3	Speed	Laptime	Pit	lap	Sect-1	Speed	Sect-2	Speed	Sect-3	Speed	Laptime	Pit
1		112.6	57.808	98.8	32.387	107.1	2:08.454		11	27.351	118.1	52.205	104.4	29.910	109.9	1:49.466	
2	29.429	115.5	57.551	98.7	33.016	107.4	1:59.996		12	27.290	117.9	52.183	103.6	30.013	109.7	1:49.486	
3	29.395	113.2	57.294	100.4	32.304	107.4	1:58.993		13	27.404	117.9	52.053	104.3	29.886	110.4	1:49.343	
4	29.896	115.7	58.025	97.5	32.284	106.1	2:00.205		14	27.067	118.3	52.238	104.6	30.086	109.7	1:49.391	
5	29.895	112.8	56.230	99.1			2:03.538		15	27.020	118.3	51.912	104.3	30.119	109.5	1:49.051	
6	Out	115.5	52.983	102.2	30.309	109.3	3:07.076	P	16	27.189	116.9	53.137	105.1	32.263	108.8	1:52.589	
7	27.236	117.5	52.837	104.3	29.953	110.0	1:50.026		17	28.177	117.9	55.698	104.0	47.158	49.6	2:11.033	
8	27.439	117.1	52.166	103.2	30.129	109.0	1:49.734		18	51.395	85.7	1:05.253	95.2	39.865	111.0	2:36.513	
9	27.325	117.5	52.234	103.6	30.018	109.2	1:49.577		19	28.769	118.3	52.582	105.6	30.938	110.0	1:52.289	
10	27.170	117.3	52.580	102.9	29.928	109.2	1:49.678		20	26.958	118.5	51.637	104.8	29.776	110.8	1:48.371	

45	Alec Hammond (AVO)								Chevron B8								
lap	Sect-1	Speed	Sect-2	Speed	Sect-3	Speed	Laptime	Pit	lap	Sect-1	Speed	Sect-2	Speed	Sect-3	Speed	Laptime	Pit
1		112.2	57.088	99.5	32.272	110.0	2:05.511		7	28.786	116.1	55.631	101.3	31.989	109.2	1:56.406	
2	29.108	116.1	55.818	101.2	32.320	111.1	1:57.246		8	28.858	114.7	55.880	99.4	32.353	107.6	1:57.091	
3	29.186	117.7	56.289	101.2	32.476	108.6	1:57.951		9	29.015	116.3	56.061	102.7	32.443	102.0	1:57.519	
4	28.810	117.1	55.828	100.1	32.280	109.0	1:56.918		10	29.299	111.7	56.511	97.4			2:03.650	
5	29.084	115.9	55.739	102.9	32.197	108.4	1:57.020		11	Out	116.9	53.614	104.1	30.726	109.3	3:13.207	P
6	29.244	114.1	56.363	102.9	32.460	107.9	1:58.067		12								

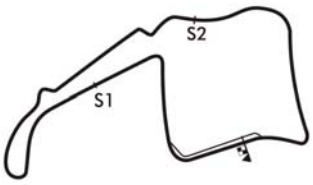

Session Start: 14:47:49 - Finish: 15:27:41
Weather/Track Conditions: Cloud/Dry
Circuit: Oulton Park International
Track Length: 4.332 Km - 2.6918 miles
Printed: 27-08-2018 - 15:28

MST
Results: www.mstworld.com. Live Timing: https://livetiming.getraceresults.com/mst. Email: timing@mstworld.com

Oulton Park Gold Cup Historic Race Meeting - 25 - 27 Aug 2018

Chevron B6-B8 50th Anniversary Celebration Race in Memory of Derek Bennett

Race 16 - Sector Analysis

80 Martin-Dodkins (DUN) — Chevron B6

lap	Sect-1	Speed	Sect-2	Speed	Sect-3	Speed	Laptime	Pit	lap	Sect-1	Speed	Sect-2	Speed	Sect-3	Speed	Laptime	Pit
1		105.2	58.191	100.6	32.393	110.6	2:09.557		11	29.381	106.6	58.547	100.6			2:07.171	
2	29.723	109.3	58.154	99.1	32.577	110.6	2:00.454		12	Out	101.9	57.985	94.4	33.306	103.9	3:18.415	P
3	29.306	109.1	57.835	102.7	32.142	111.1	1:59.283		13	29.428	112.6	57.895	98.5	33.286	104.2	2:00.609	
4	29.352	114.9	57.258	93.6	32.402	112.3	1:59.012		14	30.141	113.2	56.570	96.8	33.570	102.8	2:00.281	
5	29.514	111.8	59.028	102.1	32.685	106.9	2:01.227		15	29.339	114.5	57.626	95.2	33.692	103.4	2:00.657	
6	29.522	109.3	57.720	100.0	32.162	108.3	1:59.404		16	29.650	112.4	57.498	95.5	46.981	36.5	2:14.129	
7	29.396	111.3	57.247	102.1	32.266	106.4	1:58.909		17	50.445	79.8	1:06.576	96.8	41.035	106.9	2:38.056	
8	28.813	113.3	56.974	102.9	32.067	107.9	1:57.854		18	31.409	115.1	57.545	95.2	32.669	105.4	2:01.623	
9	29.085	110.8	57.540	102.7	31.996	109.3	1:58.621		19	28.654	114.7	56.267	97.8	32.150	107.8	1:57.071	
10	29.488	105.9	58.214	98.4	32.413	108.6	2:00.115		20								

100 Tina Kok (AVO) — Chevron B8

lap	Sect-1	Speed	Sect-2	Speed	Sect-3	Speed	Laptime	Pit	lap	Sect-1	Speed	Sect-2	Speed	Sect-3	Speed	Laptime	Pit
1		114.3	57.150	102.7	32.723	107.8	2:07.896		11	29.197	114.5	55.922	102.4	32.193	108.6	1:57.312	
2	29.826	117.5	58.184	97.7	32.820	106.4	2:00.830		12	29.229	115.3	56.786	94.9	32.495	106.9	1:58.510	
3	29.653	118.3	57.346	100.7	32.294	109.7	1:59.293		13	29.285	116.5	57.421	96.0	32.961	104.4	1:59.667	
4	29.879	118.5	57.745	100.3	32.341	109.3	1:59.965		14	30.016	115.1	57.185	99.2	32.929	107.6	2:00.130	
5	29.731	113.3	57.336	102.9	32.296	104.2	1:59.363		15	29.450	115.7	58.833	89.5	34.442	99.7	2:02.725	
6	29.774	114.7	56.489	101.2	32.493	106.2	1:58.756		16	30.318	114.7	57.876	98.2	50.051	37.0	2:18.245	
7	29.096	116.5	56.982	99.8	31.748	108.3	1:57.826		17	50.454	78.9	1:06.287	91.8	41.340	105.4	2:38.081	
8	29.022	115.1	56.980	98.9	32.186	107.6	1:58.188		18	29.663	119.5	56.218	101.6	31.885	110.0	1:57.766	
9	29.256	116.1	56.636	100.6			2:04.961		19	28.942	117.9	55.494	103.0	32.211	107.6	1:56.647	
10	Out	112.2	56.688	100.0	32.669	107.2	3:21.381	P	20								

125 Chris Lillingston-Price (AVO) — Chevron B8

lap	Sect-1	Speed	Sect-2	Speed	Sect-3	Speed	Laptime	Pit	lap	Sect-1	Speed	Sect-2	Speed	Sect-3	Speed	Laptime	Pit
1		108.8	55.324	102.2	31.269	109.0	2:01.730		11	27.814	117.7	53.472	103.0	30.922	109.2	1:52.208	
2	27.616	119.1	54.592	102.1	31.247	108.6	1:53.455		12	27.409	118.1	53.652	102.5	30.853	108.8	1:51.914	
3	27.763	118.9	54.717	101.0	31.279	108.3	1:53.759		13	27.560	117.7	53.442	103.3	30.974	107.8	1:51.976	
4	28.019	115.1	54.562	102.9	31.258	108.1	1:53.839		14	27.970	118.3	54.052	102.5			1:56.911	
5	27.963	117.9	54.707	101.8	31.349	107.2	1:54.019		15	Out	117.7	53.619	102.4	31.396	107.8	3:07.726	P
6	27.826	117.7	54.144	102.2	30.947	108.8	1:52.917		16	27.871	116.5	55.814	102.5	32.088	107.1	1:55.773	
7	27.754	117.7	53.855	101.5	31.128	108.6	1:52.737		17	28.179	117.1	55.484	98.7	46.892	34.7	2:10.555	
8	27.782	117.5	54.173	100.7	31.206	108.1	1:53.161		18	51.145	83.3	1:05.652	96.1	40.511	110.6	2:37.308	
9	27.677	117.9	53.441	102.5	30.872	108.4	1:51.990		19	28.135	120.2	53.232	103.2	31.213	111.7	1:52.580	
10	27.552	117.7	53.473	103.2	30.981	108.4	1:52.006		20	28.009	120.4	53.186	104.1	30.782	109.0	1:51.977	

127 Dan Eagling (DUN) — Chevron B8

lap	Sect-1	Speed	Sect-2	Speed	Sect-3	Speed	Laptime	Pit	lap	Sect-1	Speed	Sect-2	Speed	Sect-3	Speed	Laptime	Pit
1		116.7	54.419	106.2	30.582	112.6	2:00.005		11	27.015	122.1	52.536	107.4	30.308	113.0	1:49.859	
2	27.336	123.0	53.278	108.3	30.325	113.2	1:50.939		12	27.116	122.6	52.597	106.1	30.199	114.0	1:49.912	
3	27.370	122.1	53.441	105.7	30.583	112.8	1:51.394		13	27.019	123.2	52.919	108.1	30.313	114.0	1:50.251	
4	27.507	120.2	53.121	107.4	30.536	112.3	1:51.164		14	27.142	122.1	52.066	108.4	29.805	115.5	1:49.013	
5	27.399	122.1	52.974	108.3	30.316	113.6	1:50.689		15	26.935	122.8	52.440	106.9	29.874	115.5	1:49.249	
6	27.321	121.9	53.033	106.4			1:54.931		16	26.757	124.1	53.949	95.6	33.495	104.9	1:54.201	
7	Out	121.3	53.687	106.1	30.237	112.1	3:06.882	P	17	28.306	120.0	1:09.937	42.0	1:03.907	38.1	2:42.150	
8	26.915	122.8	52.968	104.9	30.305	112.4	1:50.188		18	50.009	84.6	1:05.844	72.1	42.187	117.0	2:38.040	
9	27.379	120.6	53.641	106.4	30.341	113.0	1:51.361		19	26.987	124.8	52.404	108.1	29.952	116.1	1:49.343	
10	27.198	123.0	53.293	106.6	30.022	113.0	1:50.513		20	26.957	123.0	52.341	107.9	30.089	113.6	1:49.387	

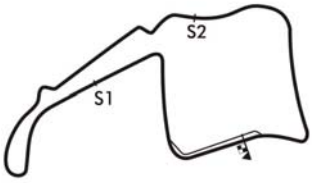

Session Start: 14:47:49 - Finish: 15:27:41
Weather/Track Conditions: Cloud/Dry
Circuit: Oulton Park International
Track Length: 4.332 Km - 2.6918 miles
Printed: 27-08-2018 - 15:28

MST
Results: www.mstworld.com. Live Timing: https://livetiming.getraceresults.com/mst. Email: timing@mstworld.com

Oulton Park Gold Cup Historic Race Meeting - 25 - 27 Aug 2018

Chevron B6-B8 50th Anniversary Celebration Race in Memory of Derek Bennett

Race 16 - Sector Analysis

130	David Pittard (AVO)								Chevron B8								
lap	Sect-1	Speed	Sect-2	Speed	Sect-3	Speed	Laptime	Pit	lap	Sect-1	Speed	Sect-2	Speed	Sect-3	Speed	Laptime	Pit
1		121.3	52.467	106.7	29.697	111.0	1:54.870		11	27.926	116.3	52.101	103.8	29.753	108.8	1:49.780	
2	26.373	121.3	51.725	106.2	29.626	111.0	1:47.724		12	26.907	116.3	51.686	104.1	29.783	107.8	1:48.376	
3	26.590	121.3	51.923	106.6	29.604	108.8	1:48.117		13	26.934	116.1	51.902	103.6	29.756	108.6	1:48.592	
4	26.593	120.4	51.337	105.1	29.417	109.3	1:47.347		14	26.829	117.1	52.213	103.3			1:52.088	
5	26.451	120.2	51.200	104.8	29.411	109.3	1:47.062		15	Out	114.9	51.938	103.0	29.894	109.2	3:03.766	P
6	26.616	118.3	51.450	104.4	29.446	108.8	1:47.512		16	26.877	114.7	51.844	104.0	30.400	98.6	1:49.121	
7	26.565	116.9	51.559	104.1	29.510	108.8	1:47.634		17	39.704	45.1	1:38.801	45.4	1:03.934	42.4	3:22.439	
8	26.884	116.1	51.720	104.8	29.535	109.0	1:48.139		18	49.200	81.2	1:06.474	78.6	43.712	111.3	2:39.386	
9	26.914	114.5	51.901	104.9	29.650	107.6	1:48.465		19	26.376	121.7	51.223	106.4	29.101	112.1	1:46.700	
10	26.869	119.1	52.457	104.1	29.682	110.0	1:49.008		20	26.606	118.9	52.552	106.4	29.679	106.1	1:48.837	

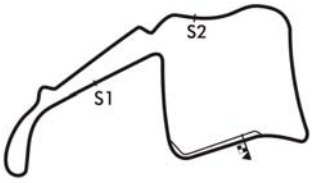

Session Start: 14:47:49 - Finish: 15:27:41
Weather/Track Conditions: Cloud/Dry
Circuit: Oulton Park International
Track Length: 4.332 Km - 2.6918 miles
Printed: 27-08-2018 - 15:28

MST
Results: www.mstworld.com. Live Timing: https://livetiming.getraceresults.com/mst. Email: timing@mstworld.com

Oulton Park Gold Cup Historic Race Meeting - 25 - 27 Aug 2018

Chevron B6-B8 50th Anniversary Celebration Race in Memory of Derek Bennett

Race 16 - Best Sector Times

	SECTOR 1			SECTOR 2			SECTOR 3		
	NO	TIME	LAP	NO	TIME	LAP	NO	TIME	LAP
1	4	26.209	20	4	50.872	5	13	28.979	19
2	130	26.373	2	13	50.908	19	130	29.101	19
3	13	26.408	6	130	51.200	5	4	29.135	5
4	127	26.757	16	44	51.637	20	44	29.776	20
5	19	26.833	3	19	51.803	19	127	29.805	14
6	8	26.839	16	8	51.900	15	8	29.894	14
7	44	26.958	20	127	52.066	14	19	29.908	19
8	125	27.409	12	125	53.186	20	45	30.726	11
9	32	28.008	5	45	53.614	11	125	30.782	20
10	16	28.445	5	32	54.183	3	32	31.112	12
11	80	28.654	19	16	55.142	13	100	31.748	7
12	6	28.766	19	6	55.377	19	6	31.819	18
13	45	28.786	7	100	55.494	19	16	31.871	11
14	100	28.942	19	80	56.267	19	80	31.996	9
15	37	32.860	2	37	1:02.108	1	37	35.950	3

IDEAL / BEST LAP COMPARISON

NO	NAME	BEST	IN	IDEAL	DIFF
4	Andrew Kirkaldy	1:46.390	5	1:46.216	+0.174
13	Andy Wolfe	1:46.431	19	1:46.295	+0.136
130	David Pittard	1:46.700	19	1:46.674	+0.026
44	Hyett-O'Connell	1:48.371	20	1:48.371	+0.000
19	Mark Owen	1:48.566	19	1:48.544	+0.022
8	Simon Hadfield	1:48.744	15	1:48.633	+0.111
127	Dan Eagling	1:49.013	14	1:48.628	+0.385
125	Chris Lillingston-Pric	1:51.914	12	1:51.377	+0.537
32	Charles Allison	1:54.326	3	1:53.303	+1.023
6	Thompson-McClurg	1:56.156	19	1:55.962	+0.194
45	Alec Hammond	1:56.406	7	1:53.126	+3.280
100	Tina Kok	1:56.647	19	1:56.184	+0.463
80	Martin-Dodkins	1:57.071	19	1:56.917	+0.154
16	Philip Nelson	1:57.254	3	1:55.458	+1.796
37	C.Jones-A.Jones	2:11.278	3	2:10.918	+0.360

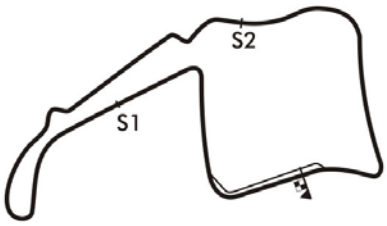

Session Start: 14:47:49 - Finish: 15:27:41
Weather/Track Conditions: Cloud/Dry
Circuit: Oulton Park International
Track Length: 4.332 Km - 2.6918 miles

Printed: 27-08-2018 - 15:29

Oulton Park Gold Cup Historic Race Meeting - 25 - 27 Aug 2018

Chevron B6-B8 50th Anniversary Celebration Race in Memory of Derek Bennett

Race 16 - Best Sector Speeds

	NO	SECTOR 1	MPH	NO	SECTOR 2	MPH	NO	SECTOR 3	MPH
1	4	Andrew Kirkaldy	125.7	4	Andrew Kirkaldy	110.9	127	Dan Eagling	117.0
2	13	Andy Wolfe	125.5	13	Andy Wolfe	109.0	4	Andrew Kirkaldy	116.5
3	127	Dan Eagling	124.8	127	Dan Eagling	108.4	13	Andy Wolfe	115.3
4	19	Mark Owen	122.1	19	Mark Owen	108.1	19	Mark Owen	114.4
5	130	David Pittard	121.7	130	David Pittard	106.7	80	Martin-Dodkins	112.3
6	32	Charles Allison	120.6	8	Simon Hadfield	106.4	130	David Pittard	112.1
7	125	Chris Lillingston-Price	120.4	44	Hyett-O'Connell	105.6	125	Chris Lillingston-Price	111.7
8	8	Simon Hadfield	120.2	32	Charles Allison	104.6	45	Alec Hammond	111.1
9	6	Thompson-McClurg	119.8	6	Thompson-McClurg	104.1	44	Hyett-O'Connell	111.0
10	100	Tina Kok	119.5	45	Alec Hammond	104.1	8	Simon Hadfield	110.8
11	44	Hyett-O'Connell	118.5	125	Chris Lillingston-Price	104.1	32	Charles Allison	110.8
12	45	Alec Hammond	117.7	100	Tina Kok	103.0	6	Thompson-McClurg	110.0
13	16	Philip Nelson	117.3	80	Martin-Dodkins	102.9	100	Tina Kok	110.0
14	80	Martin-Dodkins	115.1	16	Philip Nelson	102.5	16	Philip Nelson	108.8
15	37	C.Jones-A.Jones	99.4	37	C.Jones-A.Jones	92.3	37	C.Jones-A.Jones	95.8

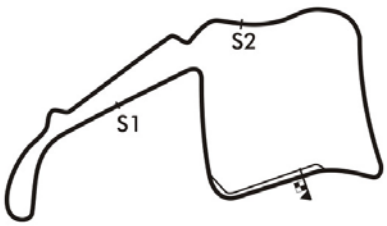

Session Start: 14:47:49 - Finish: 15:27:41
Weather/Track Conditions: Cloud/Dry
Circuit: Oulton Park International
Track Length: 4.332 Km - 2.6918 miles

Printed: 27-08-2018 - 15:29

Oulton Park Gold Cup Historic Race Meeting - 25 - 27 Aug 2018

Chevron B6-B8 50th Anniversary Celebration Race in Memory of Derek Bennett

Race 16 - Lap Chart

Lap 1			Lap 2			Lap 3			Lap 4			Lap 5			Lap 6		
NO	Behind	Laptime	NO	Behind	Laptime	NO	Behind	Laptime	NO	Behind	Laptime	NO	Behind	Laptime	NO	Behind	Laptime
13		1:53.435	4		1:47.863	4		1:47.667	4		1:46.788	4		1:46.390	4		1:46.937
4	0.187	1:53.622	13	0.636	1:48.686	13	1.555	1:48.586	130	2.118	1:47.347	130	2.790	1:47.062	130	3.365	1:47.512
130	1.435	1:54.870	130	1.109	1:47.724	130	1.559	1:48.117	13	2.578	1:47.811	13	3.870	1:47.682	13	14.491	1:57.558
19	1.570	1:55.005	19	3.342	1:49.822	19	5.460	1:49.785	19	9.191	1:50.519	19	13.564	1:50.763	19	17.425	1:50.798
8	4.826	1:58.261	8	6.455	1:49.679	8	9.344	1:50.556	8	13.432	1:50.876	8	17.898	1:50.856	8	21.369	1:50.408
127	6.570	2:00.005	127	9.459	1:50.939	127	13.186	1:51.394	127	17.562	1:51.164	127	21.861	1:50.689	**127**	29.855	1:54.931
125	8.295	2:01.730	125	13.700	1:53.455	125	19.792	1:53.759	125	26.843	1:53.839	125	34.472	1:54.019	125	40.452	1:52.917
45	12.076	2:05.511	45	21.272	1:57.246	32	28.203	1:54.326	32	36.009	1:54.594	32	45.422	1:55.803	32	53.242	1:54.757
6	13.495	2:06.930	32	21.544	1:55.845	45	31.556	1:57.951	45	41.686	1:56.918	45	52.316	1:57.020	45	1:03.446	1:58.067
32	13.749	2:07.184	16	26.200	2:00.305	16	35.787	1:57.254	16	46.910	1:57.911	16	58.530	1:58.010	16	1:09.801	1:58.208
16	13.945	2:07.380	6	26.680	2:01.235	6	38.045	1:59.032	6	51.459	2:00.202	100	1:05.017	1:59.363	100	1:16.836	1:58.756
100	14.461	2:07.896	44	26.965	1:59.996	44	38.291	1:58.993	44	51.708	2:00.205	6	1:06.979	2:01.910	80	1:19.670	1:59.404
44	15.019	2:08.454	100	27.241	2:00.830	100	38.867	1:59.293	100	52.044	1:59.965	80	1:07.203	2:01.227	6	1:20.797	2:00.755
80	16.122	2:09.557	80	28.526	2:00.454	80	40.142	1:59.283	80	52.366	1:59.012	**44**	1:08.856	2:03.538			
37	27.701	2:21.136	37	51.308	2:11.657	37	1:14.919	2:11.278									

Session Start: 14:47:49 - Finish: 15:27:41
Weather/Track Conditions: Cloud/Dry
Circuit: Oulton Park International
Track Length: 4.332 Km - 2.6918 miles
Printed: 27-08-2018 - 15:30

MST
Results: www.mstworld.com. Live Timing: https://livetiming.getraceresults.com/mst. Email: timing@mstworld.com

Oulton Park Gold Cup Historic Race Meeting - 25 - 27 Aug 2018

Chevron B6-B8 50th Anniversary Celebration Race in Memory of Derek Bennett

Race 16 - Lap Chart

Lap 7			Lap 8			Lap 9			Lap 10			Lap 11			Lap 12		
NO	Behind	Laptime	NO	Behind	Laptime	NO	Behind	Laptime	NO	Behind	Laptime	NO	Behind	Laptime	NO	Behind	Laptime
4		1:47.274	4		1:46.851	4		1:46.991	4		1:48.700	4		1:47.273	4		1:47.625
130	3.725	1:47.634	127	1 LAP	3:06.882	127	1 LAP	1:50.188	80	1 LAP	1:58.621	**45**	1 LAP	2:03.650	130	10.053	1:48.376
13	15.700	1:48.483	130	5.013	1:48.139	130	6.487	1:48.465	6	1 LAP	1:57.768	130	9.302	1:49.780	127	1 LAP	1:49.859
19	20.310	1:50.159	13	17.695	1:48.846	13	19.575	1:48.871	130	6.795	1:49.008	**16**	1 LAP	2:02.338	13	22.965	1:49.202
8	24.668	1:50.573	19	23.714	1:50.255	19	26.763	1:50.040	**100**	1 LAP	2:04.961	127	1 LAP	1:50.513	19	35.775	1:51.610
44	1 LAP	3:07.076	8	28.451	1:50.634	8	32.713	1:51.253	127	1 LAP	1:51.361	80	1 LAP	2:00.115	**80**	1 LAP	2:07.171
125	45.915	1:52.737	44	1 LAP	1:50.026	44	1 LAP	1:49.734	13	20.321	1:49.446	**6**	1 LAP	2:02.143	**8**	45.576	1:54.934
32	1:01.263	1:55.295	125	52.225	1:53.161	125	57.224	1:51.990	19	28.510	1:50.447	13	21.388	1:48.340	44	1 LAP	1:49.466
45	1:12.578	1:56.406	32	1:09.740	1:55.328	32	1:17.255	1:54.506	8	34.712	1:50.699	19	31.790	1:50.553	125	1:09.754	1:51.914
16	1:22.285	1:59.758	45	1:22.818	1:57.091	45	1:33.346	1:57.519	44	1 LAP	1:49.577	8	38.267	1:50.828	45	1 LAP	3:13.207
100	1:27.388	1:57.826	16	1:33.975	1:58.541	16	1:44.399	1:57.415	125	1:00.530	1:52.006	44	1 LAP	1:49.678	16	1 LAP	3:12.659
80	1:31.305	1:58.909	100	1:38.725	1:58.188				32	1:23.174	1:54.619	125	1:05.465	1:52.208	32	1:39.277	1:55.167
6	1:32.052	1:58.529	80	1:42.308	1:57.854							32	1:31.735	1:55.834	6	1 LAP	3:13.482
			6	1:44.135	1:58.934							100	1 LAP	3:21.381			

Session Start: 14:47:49 - Finish: 15:27:41
Weather/Track Conditions: Cloud/Dry
Circuit: Oulton Park International
Track Length: 4.332 Km - 2.6918 miles
Printed: 27-08-2018 - 15:30

MST
Results: www.mstworld.com. Live Timing: https://livetiming.getraceresults.com/mst. Email: timing@mstworld.com

Oulton Park Gold Cup Historic Race Meeting - 25 - 27 Aug 2018

Chevron B6-B8 50th Anniversary Celebration Race in Memory of Derek Bennett

Race 16 - Lap Chart

Lap 13			Lap 14			Lap 15			Lap 16			Lap 17			Lap 18		
NO	Behind	Laptime	NO	Behind	Laptime	NO	Behind	Laptime	NO	Behind	Laptime	NO	Behind	Laptime	NO	Behind	Laptime
4		1:47.745	4		1:48.408	**4**		1:52.486	4		3:08.078	4		3:28.755	4		2:39.444
100	2 LAPS	1:57.312	6	2 LAPS	1:58.453	32	1 LAP	1:55.926	130	6.903	1:49.121	130	0.587	3:22.439	130	0.529	2:39.386
130	10.900	1:48.592	100	2 LAPS	1:58.510	6	2 LAPS	1:57.499	13	19.912	1:50.390	13	1.477	3:10.320	13	1.057	2:39.024
127	1 LAP	1:49.912	**130**	14.580	1:52.088	127	1 LAP	1:49.013	19	45.032	1:54.933	19	2.381	2:46.104	19	1.562	2:38.625
13	23.325	1:48.105	127	1 LAP	1:50.251	8	1 LAP	1:49.679	127	49.853	1:54.201	127	3.248	2:42.150	127	1.844	2:38.040
19	38.452	1:50.422	8	1 LAP	3:08.954	100	2 LAPS	1:59.667	**32**	51.610	2:00.516	8	3.957	2:40.872	6	1 LAP	2:38.181
44	1 LAP	1:49.486	80	2 LAPS	3:18.415	80	2 LAPS	2:00.609	8	51.840	1:55.604	6	1 LAP	2:28.292	100	1 LAP	2:38.081
125	1:13.985	1:51.976	**13**	28.938	1:54.021	44	1 LAP	1:49.391	6	1 LAP	2:01.212	100	1 LAP	2:18.245	80	1 LAP	2:38.056
16	1 LAP	1:57.930	**19**	45.575	1:55.531	130	1:25.860	3:03.766	100	1 LAP	2:02.725	80	1 LAP	2:14.129	125	5.087	2:37.308
32	1:46.204	1:54.672	44	1 LAP	1:49.343	13	1:37.600	3:01.148	80	1 LAP	2:00.657	125	7.223	2:10.555	44	5.252	2:36.513
			125	1:22.488	1:56.911	19	1:58.177	3:05.088	125	1:25.423	1:55.773	44	8.183	2:11.033	32	6.371	2:09.896
						32	1:59.172	1:57.936	44	1:25.905	1:52.589	32	35.919	3:13.064			
						127	2:03.730	1:49.249				**16**	4 LAPS	9:46.995			
						8	2:04.314	1:48.744									
						6	1 LAP	1:58.090									

Session Start: 14:47:49 - Finish: 15:27:41
Weather/Track Conditions: Cloud/Dry
Circuit: Oulton Park International
Track Length: 4.332 Km - 2.6918 miles
Printed: 27-08-2018 - 15:30

MST
Results: www.mstworld.com. Live Timing: https://livetiming.getraceresults.com/mst. Email: timing@mstworld.com

Oulton Park Gold Cup Historic Race Meeting - 25 - 27 Aug 2018

Chevron B6-B8 50th Anniversary Celebration Race in Memory of Derek Bennett

Race 16 - Lap Chart

Lap 19			Lap 20		
NO	Behind	Laptime	NO	Behind	Laptime
4		1:46.657	4		1:46.844
130	0.572	1:46.700	13	1.917	1:47.930
13	0.831	1:46.431	130	2.565	1:48.837
19	3.471	1:48.566	19	6.198	1:49.571
127	4.530	1:49.343	127	7.073	1:49.387
44	10.884	1:52.289	44	12.411	1:48.371
125	11.010	1:52.580	125	16.143	1:51.977
6	1 LAP	1:57.793	6	1 LAP	1:56.156
100	1 LAP	1:57.766	32	24.856	1:55.872
32	15.828	1:56.114	100	1 LAP	1:56.647
80	1 LAP	2:01.623	80	1 LAP	1:57.071

Session Start: 14:47:49 - Finish: 15:27:41
Weather/Track Conditions: Cloud/Dry
Circuit: Oulton Park International
Track Length: 4.332 Km - 2.6918 miles
Printed: 27-08-2018 - 15:30

Results: www.mstworld.com. Live Timing: https://livetiming.getraceresults.com/mst. Email: timing@mstworld.com

Historic Sports Car Club

Oulton Park Gold Cup

Saturday 25th – Monday 27th August 2018

Results Booklet

Timing & Results by MST SYSTEMS Ltd.
www.mstworld.com

© MST SYSTEMS Ltd. 2018
The Haysfield, Spring Lane North, Malvern, Worcestershire WR14 1GF
tel: +44 (0)1684 560614 email: motorsport@mstworld.com

Oulton Park Circuit

Little Budworth, Tarporley, Cheshire CW69BW

www.oultonpark.co.uk

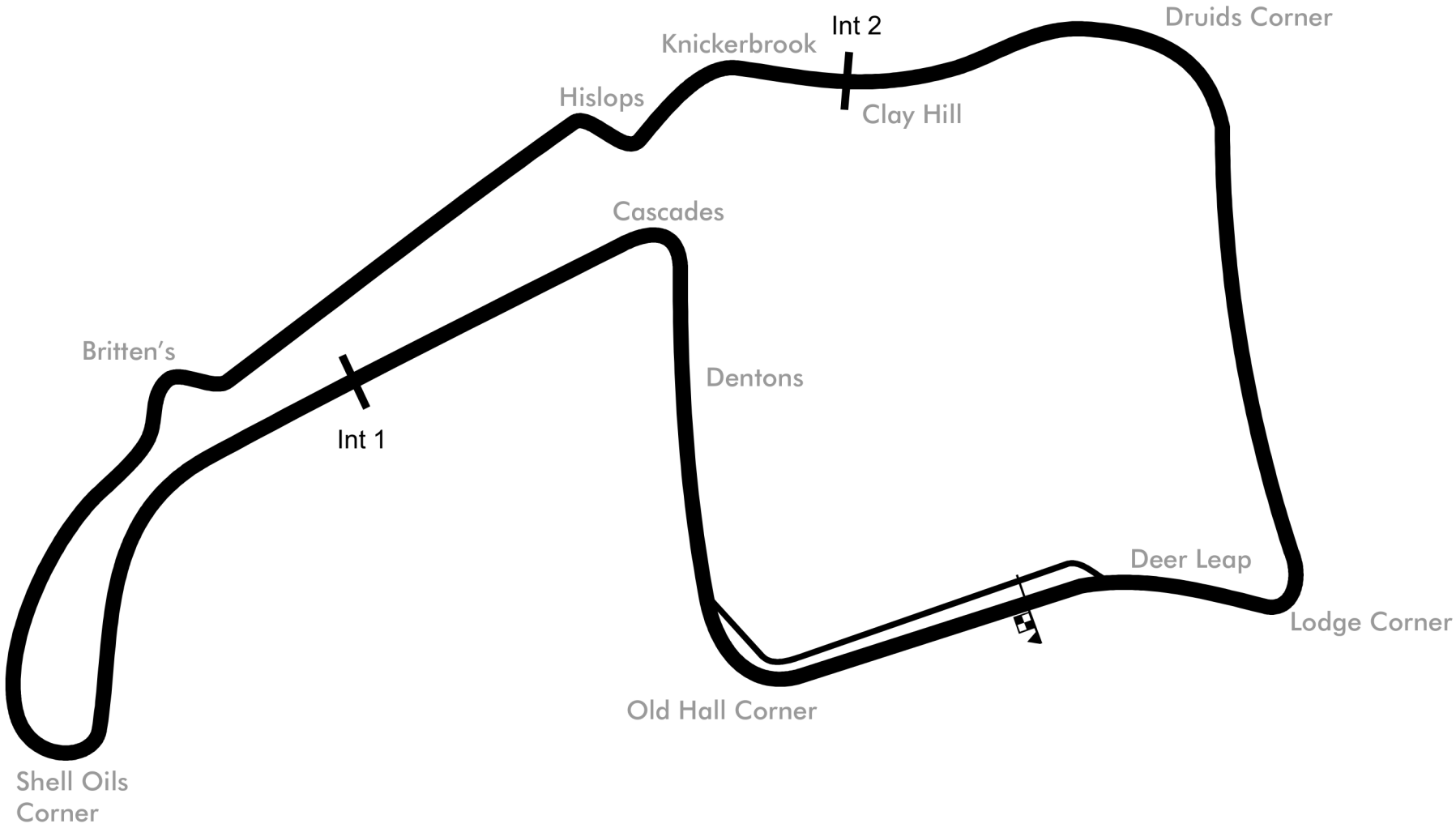

Circuit Length:	2.692 M / 4.332 km
Pit Lane:	200m, 12s @ 60km/h
Intermediate 1:	1.168 km
Intermediate 2:	3.077 km
Start line offset:	0 m

Oulton Park Gold Cup Historic Race Meeting - 25 - 27 Aug 2018

Historic Touring Car Challenge with Tony Dron Trophy

Qualifying for Race 17 - Classification

Sheet No:

POS	NO	DRIVER/S	CLASS	CLASS POS	CAR MAKE / MODEL	TIME	ON	LAPS	GAP	DIFF	MPH
1	40	Paul Hogarth-Chris Boardman	H4B	1	BMW E30 M3	1:49.862	11	12			88.21
2	10	Mark Smith-Arran Moulton-Smith	H4BV	1	BMW M3 E30	1:51.702	7	15	1.840	1.840	86.75
3	123	Ric Wood-Adam Morgan	H2CV	1	Ford Capri	1:54.389	7	8	4.527	2.687	84.71
4	6	Tom Houlbrook	H4BV	2	BMW M3 E30	1:55.519	13	13	5.657	1.130	83.89
5	81	Ian Goff-Chris Fox	HINV	1	Ford Sierra Cosworth RS500	1:58.378	12	12	8.516	2.859	81.86
6	44	Jim Morris-Tom Shephard	T2AV	1	Volkswagen Golf GTi Mk1	2:01.469	11	13	11.607	3.091	79.78
7	7	Patrick Watts	T2CV	1	Ford Capri Mk3S	2:02.103	7	9	12.241	0.634	79.36
8	15	John Spiers	T2CV	2	Ford Capri	2:02.250	8	12	12.388	0.147	79.27
9	31	Les Ely-Neil Wood	H1B	1	BMW 2000	2:02.338	10	13	12.476	0.088	79.21
10	3	Martin Overington-Guy Stevens	H2CV	2	Rover SD1	2:02.416	4	13	12.554	0.078	79.16
11	141	Tom Burgess	T2A	1	Ford Fiesta	2:03.045	14	14	13.183	0.629	78.76
12	29	Tony Hart-Will Nuthall	H3BV	1	Renault 5 GT Turbo	2:03.099	10	13	13.237	0.054	78.72
13	20	Ken Clarke-Tim Clarke	H3CV	1	Rover Vitesse	2:03.707	5	13	13.845	0.608	78.33
14	52	Jason Minshaw	T2B	1	Ford Escort RS2000	2:04.460	6	8	14.598	0.753	77.86
15	25	Peter Ratcliff-Graham Scarborough	T2CV	3	Ford Capri	2:04.633	12	14	14.771	0.173	77.75
16	115	Craig Davies	T2DV	1	Ford Boss Mustang	2:05.074	5	6	15.212	0.441	77.48
17	41	George Pochciol	T2CV	4	Ford Capri	2:05.222	9	10	15.360	0.148	77.39
18	9	Peter Mallett-Iain Rowley	T2CV	5	Rover SD1 3500S	2:06.204	13	13	16.342	0.982	76.78
19	90	Simon Blanckley	H2BV	1	Triumph Dolomite	2:06.508	8	11	16.646	0.304	76.60
20	32	Jim McLoughlin	T2CV	6	Ford Capri	2:07.047	2	4	17.185	0.539	76.27
21	61	Mark Roberts	T2AV	2	Ford Fiesta	2:07.192	9	13	17.330	0.145	76.19
22	48	Robin Benn	H2CV	3	Ford Capri	2:07.562	6	9	17.700	0.370	75.97
23	14	Paul Clayson-Chris Snowdon	T2BV	1	Alfa Romeo GTv6	2:11.843	3	12	21.981	4.281	73.50
24	77	Glynn Allen-Darren Roberts	T1BV	1	Alfa Romeo 2000 GTV	2:13.993	11	11	24.131	2.150	72.32

Cars 81 & 115 require working transponders - Regulation Q12.2.1 refers.
A 30 second penalty will be applied if not working in the race.
Car 20 - transponder working intermittently, please check position.

Session Start: 09:29:30 - Finish: 09:59:30
Weather/Track Conditions: Cloud/Dry
Circuit: Oulton Park International
Track Length: 4.332 Km - 2.6918 miles

These results are provisional until the conclusion of any judicial and technical matters.

Clerk of the Course:	Timekeeper:	Issued at:
Julian Floyd	Nick Palmer	

Oulton Park Gold Cup Historic Race Meeting - 25 - 27 Aug 2018

Historic Touring Car Challenge with Tony Dron Trophy

Qualifying for Race 17 - Sector Analysis

3 Overington / Stevens (H2CV) — Rover SD1

lap	Sect-1	Speed	Sect-2	Speed	Sect-3	Speed	Laptime	Pit
1	Out	84.6	1:06.972	89.1	37.129	97.7	2:20.502	
2	30.959	110.0	59.633	94.9	36.749	98.7	2:07.341	
3	30.138	110.2	59.685	73.4	38.035	100.0	2:07.858	
4	31.937	99.5	57.063	94.1	33.416	100.0	2:02.416	
5	31.235	106.9	58.017	94.4	33.687	98.0	2:02.939	
6	29.610	110.9	57.320	92.7			2:06.744	
7	Out	80.5	1:09.562	77.3	37.630	94.5	5:05.113	P
8	33.446	92.2	1:05.001	82.5	36.951	99.2	2:15.398	
9	32.792	92.7	1:03.795	88.3	36.477	99.0	2:13.064	
10	31.295	104.6	1:01.740	91.8	35.583	96.7	2:08.618	
11	31.425	107.2	1:00.969	93.2	34.792	98.3	2:07.186	
12	31.015	107.6	1:01.183	93.5	34.316	99.0	2:06.514	
13	30.421	104.6	59.666	93.6	34.657	95.1	2:04.744	
14								

6 Tom Houlbrook (H4BV) — BMW M3 E30

lap	Sect-1	Speed	Sect-2	Speed	Sect-3	Speed	Laptime	Pit
1	Out	71.1	1:08.833	82.1	36.059	100.5	2:22.710	
2	31.701	105.6	59.466	96.4	34.005	100.5	2:05.172	
3	30.510	109.1	58.409	97.0	34.558	102.6	2:03.477	
4	30.024	109.7	57.783	97.0	32.128	103.9	1:59.935	
5	29.947	101.0	1:05.135	89.8			2:14.561	
6	Out	67.6	1:04.256	89.8	34.723	102.0	3:56.202	P
7	30.166	109.7	56.838	97.1	32.338	104.9	1:59.342	
8	29.088	110.0	55.749	95.2	31.566	104.6	1:56.403	
9	29.416	110.6	59.883	95.1	33.263	103.6	2:02.562	
10	29.073	110.0	55.181	98.9	31.627	103.4	1:55.881	
11	28.706	110.6	1:00.271	81.0	39.064	87.1	2:08.041	
12	35.717	77.0	1:05.265	76.0	37.880	102.8	2:18.862	
13	28.971	110.8	55.159	98.5	31.389	104.7	1:55.519	
14								

7 Patrick Watts (T2CV) — Ford Capri Mk3S

lap	Sect-1	Speed	Sect-2	Speed	Sect-3	Speed	Laptime	Pit
1	Out	91.7	1:06.936	89.5	36.790	79.5	2:19.513	
2	32.632	107.9	1:02.155	88.8			2:16.238	
3	Out	110.6	1:00.094	95.1	34.325	100.9	3:19.472	P
4	30.979	109.1	59.274	94.1	33.588	99.6	2:03.841	
5	30.352	110.4	59.352	94.8	33.441	99.7	2:03.145	
6	30.637	107.9	59.400	94.1	33.394	100.5	2:03.431	
7	29.913	109.7	58.879	95.2	33.311	99.9	2:02.103	
8	30.001	109.7	58.901	93.6	33.315	99.5	2:02.217	
9	33.549	104.6	1:05.844	69.0			2:25.918	
10								

9 Mallett / Rowley (T2CV) — Rover SD1 3500S

lap	Sect-1	Speed	Sect-2	Speed	Sect-3	Speed	Laptime	Pit
1	Out	95.2	1:07.187	84.7	36.991	95.4	2:17.160	
2	32.652	102.4	1:03.955	92.8	36.157	95.5	2:12.764	
3	32.341	101.6	1:02.951	92.2	35.579	95.5	2:10.871	
4	32.752	100.0	1:03.941	87.6			2:22.181	
5	Out	95.5	1:03.664	91.2	35.808	95.8	3:44.701	P
6	32.208	101.9	1:03.280	92.0	35.786	96.9	2:11.274	
7	34.037	100.3	1:04.385	92.3	35.514	95.8	2:13.936	
8	33.245	102.5	1:02.462	91.7	34.727	97.4	2:10.434	
9	31.751	104.3	1:04.037	90.3	35.264	95.4	2:11.052	
10	32.023	105.9	1:02.509	89.2	34.912	97.6	2:09.444	
11	32.307	102.7	1:01.820	92.2	34.329	97.0	2:08.456	
12	31.897	102.1	1:02.952	92.1	34.325	97.3	2:09.174	
13	31.251	104.3	1:00.878	92.1	34.075	98.4	2:06.204	
14								

10 Smith / Moulton-Smith (H4BV) — BMW M3 E30

lap	Sect-1	Speed	Sect-2	Speed	Sect-3	Speed	Laptime	Pit
1	Out	92.8	1:07.432	82.8	36.342	103.9	2:18.017	
2	31.134	112.0	58.313	99.8	32.661	106.4	2:02.108	
3	28.883	115.1	56.813	100.9	31.730	107.4	1:57.426	
4	28.574	116.1	55.376	101.9	31.317	108.1	1:55.267	
5	29.159	116.3	55.451	101.5	31.969	105.4	1:56.579	
6	28.161	116.7	53.823	102.1	30.931	106.4	1:52.915	
7	27.690	118.3	53.202	102.9	30.810	107.6	1:51.702	
8	27.889	117.5	54.101	101.8			2:00.549	
9	Out	106.7	58.715	98.2	33.037	102.0	3:13.484	P
10	28.696	112.6	55.727	101.0	31.181	105.6	1:55.604	
11	28.350	113.3	56.116	99.7	32.712	105.6	1:57.178	
12	28.209	114.3	55.562	101.6	31.288	106.1	1:55.059	
13	28.221	114.1	55.730	100.6	31.655	105.7	1:55.606	
14	27.965	115.7	55.877	99.7	31.311	106.9	1:55.153	
15	28.150	114.5	54.540	101.2	31.098	105.9	1:53.788	
16								

14 Clayson / Snowdon (T2BV) — Alfa Romeo GTv6

lap	Sect-1	Speed	Sect-2	Speed	Sect-3	Speed	Laptime	Pit
1	Out	77.1	1:12.100	82.0	39.879	88.4	2:28.403	
2	32.711	100.7	1:04.384	87.1	36.501	94.4	2:13.596	
3	31.649	100.4	1:03.246	88.3	36.948	94.3	2:11.843	
4	32.148	101.0	1:03.662	88.7	36.605	91.3	2:12.415	
5	31.849	100.9	1:03.452	88.1	36.883	91.3	2:12.184	
6	32.424	99.4	1:03.535	89.7			2:18.380	
7	Out	92.2	1:08.075	84.8	37.774	91.0	3:56.480	P
8	33.340	99.8	1:05.061	85.9	36.696	91.1	2:15.097	
9	33.000	101.0	1:04.011	86.5	38.093	86.8	2:15.104	
10	33.107	100.3	1:03.787	88.7	36.591	91.2	2:13.485	
11	32.874	100.1	1:03.683	87.0	37.763	88.6	2:14.320	
12	32.714	101.5	1:03.471	89.3	36.632	91.3	2:12.817	

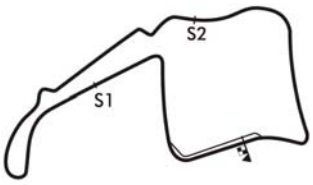

Session Start: 09:29:30 - Finish: 09:59:30
Weather/Track Conditions: Cloud/Dry
Circuit: Oulton Park International
Track Length: 4.332 Km - 2.6918 miles
Printed: 27-08-2018 - 10:02

MST
Results: www.mstworld.com. Live Timing: https://livetiming.getraceresults.com/mst. Email: timing@mstworld.com

Oulton Park Gold Cup Historic Race Meeting - 25 - 27 Aug 2018

Historic Touring Car Challenge with Tony Dron Trophy

Qualifying for Race 17 - Sector Analysis

15 John Spiers (T2CV) — Ford Capri

lap	Sect-1	Speed	Sect-2	Speed	Sect-3	Speed	Laptime	Pit
1	Out	96.1	1:03.973	92.8	35.750	96.6	2:11.897	
2	30.966	105.6	1:01.466	93.9	35.816	98.6	2:08.248	
3	31.374	107.2	59.084	95.2	33.918	99.0	2:04.376	
4	30.450	107.2	58.791	94.9	34.075	99.9	2:03.316	
5	31.503	106.4	1:01.528	92.0			2:13.150	
6	Out	103.6	1:02.799	95.3	34.946	98.4	5:24.609	P
7	30.427	108.1	59.312	96.6	33.600	99.3	2:03.339	
8	29.873	108.4	58.523	96.0	33.854	99.5	2:02.250	
9	30.379	107.1	1:00.773	94.7	39.601	99.5	2:10.753	
10	30.086	108.8	1:02.060	93.4	34.869	99.0	2:07.015	
11	30.413	107.8	1:02.355	84.6	38.704	100.2	2:11.472	
12	30.303	108.1	58.637	95.6			2:11.492	

20 K.Clarke / T.Clarke (H3CV) — Rover Vitesse

lap	Sect-1	Speed	Sect-2	Speed	Sect-3	Speed	Laptime	Pit
1	Out	90.1	1:09.257	84.4	38.882	93.6	2:22.278	
2	32.472	98.8	1:03.906	88.9	35.730	97.1	2:12.108	
3	31.527	105.4	1:01.513	90.9	35.501	97.7	2:08.541	
4	31.216	106.4	1:00.806	93.1	34.837	97.7	2:06.859	
5	30.835	106.2	59.243	93.5	33.629	99.0	2:03.707	
6	30.297	107.1	58.664	93.9			2:10.543	
7	Out	92.8	1:05.888	83.3	36.295	94.8	3:51.366	P
8	33.886	100.0	1:01.993	90.4	36.423	97.9	2:12.302	
9	32.074	104.9	1:00.214	90.7	34.659	98.4	2:06.947	
10	31.685	105.1	1:00.067	93.4	33.997	97.4	2:05.749	
11	31.640	105.4	59.113	92.0	33.745	98.4	2:04.498	
12	30.976	106.9	58.597	91.6	34.798	99.7	2:04.371	
13				93.4	34.634	94.5	2:04.009	
14								

25 Ratcliff / Scarborough (T2CV) — Ford Capri

lap	Sect-1	Speed	Sect-2	Speed	Sect-3	Speed	Laptime	Pit
1	Out	91.2	1:07.745	89.3	36.183	96.2	2:16.866	
2	32.443	102.7	1:02.374	88.5	35.052	96.7	2:09.869	
3	32.072	103.3	1:02.925	90.6	35.698	95.1	2:10.695	
4	31.571	103.6	1:02.759	90.9	34.637	95.0	2:08.967	
5	31.471	103.5	59.962	91.5	33.954	96.5	2:05.387	
6	30.858	104.0	59.910	92.0	33.894	96.0	2:04.662	
7	30.808	104.0	1:02.268	93.0	36.022	96.0	2:09.098	
8	32.132	99.5	1:04.650	89.2			2:18.995	
9	Out	102.7	1:01.616	91.2	35.132	97.0	3:19.820	P
10	31.367	104.6	1:00.955	90.9	34.181	97.0	2:06.503	
11	30.845	104.6	1:00.544	89.7	34.189	97.7	2:05.578	
12	30.473	105.1	59.963	90.9	34.197	97.6	2:04.633	
13	31.053	105.7	59.742	91.5	34.068	98.7	2:04.863	
14	30.797	105.7	1:00.595	91.2			2:54.801	

29 Hart / Nuthall (H3BV) — Renault 5 GT Turbo

lap	Sect-1	Speed	Sect-2	Speed	Sect-3	Speed	Laptime	Pit
1	Out	83.6	1:09.827	83.4	37.747	94.5	2:22.570	
2	31.649	100.9	1:00.450	89.2	34.537	95.9	2:06.636	
3	31.627	103.2	1:01.727	86.7	34.885	96.7	2:08.239	
4	31.039	98.1	1:00.780	79.0	35.136	93.8	2:06.955	
5	30.921	104.1	1:00.918	88.6	34.348	96.2	2:06.187	
6	30.975	101.6	59.691	84.0	34.375	97.0	2:05.041	
7	32.043	93.6	1:02.710	86.8			2:18.281	
8	Out	101.0	1:00.271	90.0	34.219	93.8	3:28.596	P
9	30.400	101.6	59.010	91.1	33.710	95.1	2:03.120	
10	30.474	103.5	58.960	91.2	33.665	95.8	2:03.099	
11	30.729	104.0	59.305	91.8	33.572	95.8	2:03.606	
12	30.510	102.5	59.556	89.4	34.077	96.0	2:04.143	
13	30.855	103.5	1:01.315	92.0			2:11.855	
14								

31 Ely / Wood (H1B) — BMW 2000

lap	Sect-1	Speed	Sect-2	Speed	Sect-3	Speed	Laptime	Pit
1	Out	88.9	1:07.486	83.1	37.307	92.8	2:19.170	
2	32.570	100.1	1:03.925	85.7	37.205	93.0	2:13.700	
3	32.424	98.9	1:02.955	89.7	36.413	93.6	2:11.792	
4	32.106	100.9	1:03.476		36.296	93.9	2:11.878	
5	32.914	97.9	1:04.801	87.9			2:22.275	
6	Out	97.0	1:03.526	86.7	35.917	95.0	3:55.135	P
7	31.386	104.1	1:00.712		35.210	96.2	2:07.308	
8	30.624	105.1	59.685	92.0	34.404	97.0	2:04.713	
9	30.190	105.2	59.533	91.6	34.508	95.1	2:04.231	
10	29.846	104.6	58.849	93.0	33.643	95.2	2:02.338	
11	30.280	104.1	59.290		33.862	97.4	2:03.432	
12	31.135	104.9	58.959	92.7	33.417	97.0	2:03.511	
13	29.553	106.9	59.329		34.051	95.0	2:02.933	
14								

32 Jim McLoughlin (T2CV) — Ford Capri

lap	Sect-1	Speed	Sect-2	Speed	Sect-3	Speed	Laptime	Pit
1	Out	90.7	1:08.876	77.5	37.004	93.1	2:18.944	
2	31.173	106.6	1:01.156	94.0	34.718	68.6	2:07.047	
3	43.407	81.5	1:12.993	58.9			2:48.986	
4	Out	101.8	1:16.650	67.8	In		9:55.143	P

40 Hogarth-Boardman (H4B) — BMW E30 M3

lap	Sect-1	Speed	Sect-2	Speed	Sect-3	Speed	Laptime	Pit
1	Out	91.2	1:05.536	83.3	36.202	100.8	2:14.439	
2	30.723	111.3	58.570	100.3	32.671	106.4	2:01.964	
3	28.863	113.9	1:00.132	97.1	32.978	107.1	2:01.973	
4	28.006	113.2	55.901	100.0	31.977	104.9	1:55.884	
5	28.354	115.5	56.128	97.9	33.419	95.5	1:57.901	
6	28.906	115.5	58.111	101.2	35.129	106.4	2:02.146	
7	27.812	116.7	54.605	100.6	30.920	104.9	1:53.337	
8	29.094	113.5	57.352	99.1			2:08.251	
9	Out	113.0	57.619	102.4	30.660	107.8	3:10.076	P
10	27.685	118.3	54.953	104.4	31.007	107.4	1:53.645	
11	27.635	118.7	52.260	104.8	29.967	107.2	1:49.862	
12	26.959	119.5	52.431	104.9	30.485	108.3	1:49.875	

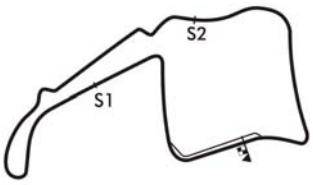

Session Start: 09:29:30 - Finish: 09:59:30
Weather/Track Conditions: Cloud/Dry
Circuit: Oulton Park International
Track Length: 4.332 Km - 2.6918 miles
Printed: 27-08-2018 - 10:02

MST
Results: www.mstworld.com. Live Timing: https://livetiming.getraceresults.com/mst. Email: timing@mstworld.com

Oulton Park Gold Cup Historic Race Meeting - 25 - 27 Aug 2018

Historic Touring Car Challenge with Tony Dron Trophy

Qualifying for Race 17 - Sector Analysis

41 George Pochciol (T2CV) — Ford Capri

lap	Sect-1	Speed	Sect-2	Speed	Sect-3	Speed	Laptime	Pit
1	Out	77.9	1:07.154	82.3	36.568	93.1	2:18.578	
2	31.916	104.8	1:02.417	87.7	36.331	94.5	2:10.664	
3	31.692	103.6	1:01.420	90.4			2:14.429	
4	Out	104.4	1:01.166	93.2	35.454	98.6	4:27.772	P
5	31.736	106.7	59.901	93.0	35.167	98.3	2:06.804	
6	31.622	106.1	59.485	91.6	35.221	98.0	2:06.328	
7	31.309	106.9	1:00.790	90.5	35.493	95.8	2:07.592	
8	31.810	106.4	59.862	91.7	34.565	98.9	2:06.237	
9	30.854	108.8	59.697	91.3	34.671	98.4	2:05.222	
10	31.314	105.4	1:12.456	79.6			2:24.096	

44 Morris/Shephard (T2AV) — Volkswagen Golf GTi Mk1

lap	Sect-1	Speed	Sect-2	Speed	Sect-3	Speed	Laptime	Pit
1	31.658	104.4	1:01.719	91.7	35.853	96.3	2:09.230	
2	30.996	104.6	1:00.082	91.7	34.174	96.6	2:05.252	
3	30.602	104.6	1:03.443	91.2	34.371	97.3	2:08.416	
4	30.793	105.6	59.707	92.0	34.126	98.6	2:04.626	
5	30.561	104.6	1:03.617	90.3			2:15.489	
6	Out	102.2	1:00.675	91.0	33.905	96.2	3:08.914	P
7	30.422	104.0	59.996	90.9	34.065	97.0	2:04.483	
8	30.148	105.1	59.545	89.9	34.344	98.0	2:04.037	
9	30.504	104.8	1:00.181	91.3	33.324	97.7	2:04.009	
10	29.971	105.7	58.704	89.5	33.374	97.9	2:02.049	
11	29.629	106.7	58.277	92.0	33.563	98.0	2:01.469	
12	30.352	105.6	58.815	90.0	33.303	97.1	2:02.470	
13	29.709	106.7	58.670	90.1	33.166	96.3	2:01.545	
14								

48 Robin Benn (H2CV) — Ford Capri

lap	Sect-1	Speed	Sect-2	Speed	Sect-3	Speed	Laptime	Pit
1	Out	85.4	1:08.348	82.7	37.131	92.0	2:21.229	
2	32.504	98.7	1:02.524	86.5	35.952	92.7	2:10.980	
3	31.801	100.0	1:02.062	87.9	36.454	94.2	2:10.317	
4	33.171	99.2	1:02.171	86.6	36.184	94.5	2:11.526	
5	31.661	100.6	1:01.746	88.3	35.197	92.3	2:08.604	
6	31.672	100.7	1:00.981	88.9	34.909	94.8	2:07.562	
7	31.379	100.0	1:01.127	88.7	35.102	94.7	2:07.608	
8	32.652	99.8	1:01.033	88.9	35.263	94.4	2:08.948	
9	36.408	74.7	1:11.232	76.4			2:39.343	
10								

52 Jason Minshaw (T2B) — Ford Escort RS2000

lap	Sect-1	Speed	Sect-2	Speed	Sect-3	Speed	Laptime	Pit
1	Out	92.0	1:04.960	86.7	36.102	94.4	2:16.853	
2	32.493	101.3	1:01.233	89.4	35.399	95.0	2:09.125	
3	34.648	87.5	1:08.055	87.3	35.667	95.0	2:18.370	
4	31.635	101.3	1:01.520	89.7	34.980	96.3	2:08.135	
5	31.357	102.4	59.858	89.4	34.126	96.6	2:05.341	
6	30.847	103.5	59.588	90.7	34.025	96.7	2:04.460	
7	30.766	103.8	1:02.506	90.1	35.150	95.4	2:08.422	
8	33.729	89.8	1:08.324	70.4			2:30.962	

61 Mark Roberts (T2AV) — Ford Fiesta

lap	Sect-1	Speed	Sect-2	Speed	Sect-3	Speed	Laptime	Pit
1	Out	77.5	1:07.877	78.3	38.676	81.8	2:22.830	
2	33.368	94.3	1:03.266	81.9	37.022	87.3	2:13.656	
3	32.581	96.0	1:04.079	77.3	37.417	79.1	2:14.077	
4	32.566	94.4	1:02.620	82.8	36.195	88.8	2:11.381	
5	32.480	96.0	1:02.306	82.5	35.522	89.0	2:10.308	
6	33.661	96.7	1:01.330	84.1	35.520	87.2	2:10.511	
7	31.512	96.7	1:00.875	83.9	35.135	89.0	2:07.522	
8	31.861	95.5	1:01.165	83.8	35.300	87.9	2:08.326	
9	31.310	96.4	1:01.103	84.0	34.779	89.7	2:07.192	
10	31.211	97.5	1:07.169	80.6	36.832	87.9	2:15.212	
11	31.413	95.6	1:01.127	83.2	34.965	89.2	2:07.505	
12	31.667	96.4	1:01.009	83.6	35.012	89.3	2:07.688	
13	31.841	98.7	1:01.071	84.2			2:18.935	
14								

77 Allen/Roberts (T1BV) — Alfa Romeo 2000 GTV

lap	Sect-1	Speed	Sect-2	Speed	Sect-3	Speed	Laptime	Pit
1	Out	59.7	1:24.260	69.9	45.313	79.0	2:54.371	
2	39.971	86.0	1:12.403	78.3	39.439	84.2	2:31.813	
3	36.497	91.6	1:08.545	80.9	39.096	87.6	2:24.138	
4	34.263	93.2	1:05.829	80.3	38.685	84.7	2:18.777	
5	33.437	94.1	1:05.067	79.6	37.854	85.4	2:16.358	
6	33.723	94.5	1:05.419	80.6			2:23.906	
7	Out	93.4	1:07.374	82.0	38.649	87.2	3:58.173	P
8	33.797	97.7	1:05.708	81.3	37.400	88.1	2:16.905	
9	33.672	96.3	1:05.232	81.7	37.386	88.1	2:16.290	
10	33.468	97.5	1:04.259	81.8	37.045	87.8	2:14.772	
11	33.110	97.4	1:04.328	81.3	36.555	87.5	2:13.993	
12								

81 Goff/Fox (HINV) — Ford Sierra Cosworth RS500

lap	Sect-1	Speed	Sect-2	Speed	Sect-3	Speed	Laptime	Pit
1							2:00.969	
2							2:03.137	
3							1:58.669	
4							2:07.111	
5			In		In		4:35.107	P
6							2:10.339	
7							2:01.887	
8							2:02.272	
9							2:05.281	
10							2:00.202	
11							1:58.723	
12							1:58.378	

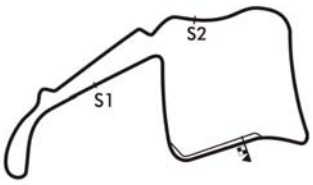

Session Start: 09:29:30 - Finish: 09:59:30
Weather/Track Conditions: Cloud/Dry
Circuit: Oulton Park International
Track Length: 4.332 Km - 2.6918 miles
Printed: 27-08-2018 - 10:02

MST
Results: www.mstworld.com. Live Timing: https://livetiming.getraceresults.com/mst. Email: timing@mstworld.com

Oulton Park Gold Cup Historic Race Meeting - 25 - 27 Aug 2018

Historic Touring Car Challenge with Tony Dron Trophy

Qualifying for Race 17 - Sector Analysis

90 Simon Blanckley (H2BV) — Triumph Dolomite

lap	Sect-1	Speed	Sect-2	Speed	Sect-3	Speed	Laptime	Pit
1	Out	66.8	1:17.298	78.4	39.284	92.7	2:37.110	
2	34.158	96.4	1:10.299	83.7	40.875	80.3	2:25.332	
3	32.892	101.8	1:03.691	87.6	35.248	94.2	2:11.831	
4	31.817	100.6	1:01.920	87.8			2:16.931	
5	Out	98.9	1:02.895	88.0	35.336	93.8	3:32.678	P
6	31.454	101.2	1:02.167	87.6	35.269	94.0	2:08.890	
7	31.471	101.9	1:00.908	88.3	34.936	95.4	2:07.315	
8	30.963	101.3	1:00.594	87.7	34.951	93.0	2:06.508	
9	31.377	100.7	1:00.889	88.5	34.406	94.8	2:06.672	
10	36.604	89.8	1:03.793	88.8	34.908	94.7	2:15.305	
11	31.246	101.6	1:02.193	88.6			2:17.771	
12								

115 Craig Davies (T2DV) — Ford Boss Mustang

lap	Sect-1	Speed	Sect-2	Speed	Sect-3	Speed	Laptime	Pit
1							2:22.371	
2			In		In		3:27.192	P
3							2:05.998	
4							2:07.452	
5							2:05.074	
6							2:21.568	

123 Wood/Morgan (H2CV) — Ford Capri

lap	Sect-1	Speed	Sect-2	Speed	Sect-3	Speed	Laptime	Pit
1	Out	88.7	1:03.731	89.2	34.507	107.2	2:15.123	
2	30.812	115.1	57.805	102.5	33.178	110.6	2:01.795	
3	28.989	118.7	54.525	104.8	31.079	111.7	1:54.593	
4	29.658	114.9	54.216	107.1	30.758	113.0	1:54.632	
5	28.908	112.2	55.569	104.8			2:03.588	
6	Out	111.1	1:04.560	50.6	39.117	112.3	4:02.394	P
7	28.185	120.6	55.011	105.4	31.193	111.7	1:54.389	
8	31.228	111.1	56.368	104.9			2:04.634	

141 Tom Burgess (T2A) — Ford Fiesta

lap	Sect-1	Speed	Sect-2	Speed	Sect-3	Speed	Laptime	Pit
1	Out	72.3	1:10.902	86.1			2:27.607	
2	Out	73.4	1:02.148	89.4	39.108	68.8	2:56.993	P
3	35.210	84.1	1:06.545	88.3	34.781	94.5	2:16.536	
4	31.256	100.6	59.843	89.2	34.382	94.0	2:05.481	
5	30.929	100.7	1:02.079	89.3	33.979	94.3	2:06.987	
6	30.544	101.5	59.083	90.5	35.213	94.0	2:04.840	
7	30.700	100.6	59.534	89.2			2:08.205	
8	Out	100.4	59.485	88.8	34.015	94.8	3:19.285	P
9	30.554	101.0	58.978	89.8	33.886	94.7	2:03.418	
10	30.244	101.9	59.140	89.1	34.665	95.8	2:04.049	
11	30.500	101.2	59.072	89.4	34.348	95.9	2:03.920	
12	30.160	101.8	59.086	89.3	33.842	95.1	2:03.088	
13	30.534	102.5	59.010	88.9	33.667	95.2	2:03.211	
14	30.110	102.7	58.961	88.9	33.974	95.4	2:03.045	

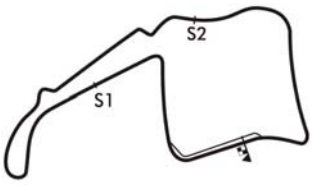

Session Start: 09:29:30 - Finish: 09:59:30
Weather/Track Conditions: Cloud/Dry
Circuit: Oulton Park International
Track Length: 4.332 Km - 2.6918 miles
Printed: 27-08-2018 - 10:02

MST
Results: www.mstworld.com. Live Timing: https://livetiming.getraceresults.com/mst. Email: timing@mstworld.com

Oulton Park Gold Cup Historic Race Meeting - 25 - 27 Aug 2018

Historic Touring Car Challenge with Tony Dron Trophy

Qualifying for Race 17 - Best Sector Times

	SECTOR 1			SECTOR 2			SECTOR 3		
	NO	TIME	LAP	NO	TIME	LAP	NO	TIME	LAP
1	40	26.959	12	40	52.260	11	40	29.967	11
2	10	27.690	7	10	53.202	7	123	30.758	4
3	123	28.185	7	123	54.216	4	10	30.810	7
4	6	28.706	11	6	55.159	13	6	31.389	13
5	31	29.553	13	3	57.063	4	44	33.166	13
6	3	29.610	6	44	58.277	11	7	33.311	7
7	44	29.629	11	15	58.523	8	3	33.416	4
8	15	29.873	8	20	58.597	12	31	33.417	12
9	7	29.913	7	31	58.849	10	29	33.572	11
10	141	30.110	14	7	58.879	7	15	33.600	7
11	20	30.297	6	29	58.960	10	20	33.629	5
12	29	30.400	9	141	58.961	14	141	33.667	13
13	25	30.473	12	41	59.485	6	25	33.894	6
14	52	30.766	7	52	59.588	6	52	34.025	6
15	41	30.854	9	25	59.742	13	9	34.075	13
16	90	30.963	8	90	1:00.594	8	90	34.406	9
17	32	31.173	2	61	1:00.875	7	41	34.565	8
18	61	31.211	10	9	1:00.878	13	32	34.718	2
19	9	31.251	13	48	1:00.981	6	61	34.779	9
20	48	31.379	7	32	1:01.156	2	48	34.909	6
21	14	31.649	3	14	1:03.246	3	14	36.501	2
22	77	33.108	12	77	1:04.259	10	77	36.555	11
23	81			81			81		
24	115			115			115		

IDEAL / BEST LAP COMPARISON

NO	NAME	BEST	IN	IDEAL	DIFF
40	Hogarth-Boardman	1:49.862	11	1:49.186	+0.676
10	Smith/Moulton-Smitl	1:51.702	7	1:51.702	+0.000
123	Wood/Morgan	1:54.389	7	1:53.159	+1.230
6	Tom Houlbrook	1:55.519	13	1:55.254	+0.265
81	Goff/Fox	1:58.378	12		+
44	Morris/Shephard	2:01.469	11	2:01.072	+0.397
7	Patrick Watts	2:02.103	7	2:02.103	+0.000
15	John Spiers	2:02.250	8	2:01.996	+0.254
31	Ely/Wood	2:02.338	10	2:01.819	+0.519
3	Overington/Stevens	2:02.416	4	2:00.089	+2.327
141	Tom Burgess	2:03.045	14	2:02.738	+0.307
29	Hart/Nuthall	2:03.099	10	2:02.932	+0.167
20	K.Clarke/T.Clarke	2:03.707	5	2:02.523	+1.184
52	Jason Minshaw	2:04.460	6	2:04.379	+0.081
25	Ratcliff/Scarborough	2:04.633	12	2:04.109	+0.524
115	Craig Davies	2:05.074	5		+
41	George Pochciol	2:05.222	9	2:04.904	+0.318
9	Mallett/Rowley	2:06.204	13	2:06.204	+0.000
90	Simon Blanckley	2:06.508	8	2:05.963	+0.545
32	Jim McLoughlin	2:07.047	2	2:07.047	+0.000
61	Mark Roberts	2:07.192	9	2:06.865	+0.327
48	Robin Benn	2:07.562	6	2:07.269	+0.293
14	Clayson/Snowdon	2:11.843	3	2:11.396	+0.447
77	Allen/Roberts	2:13.993	11	2:13.922	+0.071

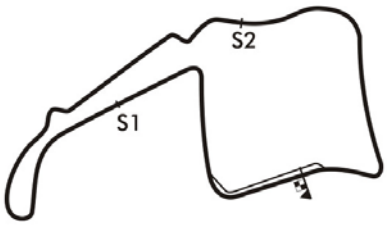

Session Start: 09:29:30 - Finish: 09:59:30
Weather/Track Conditions: Cloud/Dry
Circuit: Oulton Park International
Track Length: 4.332 Km - 2.6918 miles
Printed: 27-08-2018 - 10:03

Oulton Park Gold Cup Historic Race Meeting - 25 - 27 Aug 2018

Historic Touring Car Challenge with Tony Dron Trophy

Qualifying for Race 17 - Best Sector Speeds

	NO	SECTOR 1	MPH	NO	SECTOR 2	MPH	NO	SECTOR 3	MPH
1	123	Wood/Morgan	120.6	123	Wood/Morgan	107.1	123	Wood/Morgan	113.0
2	40	Hogarth-Boardman	119.5	40	Hogarth-Boardman	104.9	40	Hogarth-Boardman	108.3
3	10	Smith/Moulton-Smith	118.3	10	Smith/Moulton-Smith	102.9	10	Smith/Moulton-Smith	108.1
4	3	Overington/Stevens	110.9	6	Tom Houlbrook	98.9	6	Tom Houlbrook	104.9
5	6	Tom Houlbrook	110.8	15	John Spiers	96.6	7	Patrick Watts	100.9
6	7	Patrick Watts	110.6	7	Patrick Watts	95.2	15	John Spiers	100.2
7	15	John Spiers	108.8	3	Overington/Stevens	94.9	3	Overington/Stevens	100.0
8	41	George Pochciol	108.8	32	Jim McLoughlin	94.0	20	K.Clarke/T.Clarke	99.7
9	20	K.Clarke/T.Clarke	107.1	20	K.Clarke/T.Clarke	93.9	41	George Pochciol	98.9
10	31	Ely/Wood	106.9	41	George Pochciol	93.2	25	Ratcliff/Scarborough	98.7
11	44	Morris/Shephard	106.7	25	Ratcliff/Scarborough	93.0	44	Morris/Shephard	98.6
12	32	Jim McLoughlin	106.6	31	Ely/Wood	93.0	9	Mallett/Rowley	98.4
13	9	Mallett/Rowley	105.9	9	Mallett/Rowley	92.8	31	Ely/Wood	97.4
14	25	Ratcliff/Scarborough	105.7	29	Hart/Nuthall	92.0	29	Hart/Nuthall	97.0
15	29	Hart/Nuthall	104.1	44	Morris/Shephard	92.0	52	Jason Minshaw	96.7
16	52	Jason Minshaw	103.8	52	Jason Minshaw	90.7	141	Tom Burgess	95.9
17	141	Tom Burgess	102.7	141	Tom Burgess	90.5	90	Simon Blanckley	95.4
18	90	Simon Blanckley	101.9	14	Clayson/Snowdon	89.7	48	Robin Benn	94.8
19	14	Clayson/Snowdon	101.5	48	Robin Benn	88.9	14	Clayson/Snowdon	94.4
20	48	Robin Benn	100.7	90	Simon Blanckley	88.8	32	Jim McLoughlin	93.1
21	61	Mark Roberts	98.7	61	Mark Roberts	84.2	61	Mark Roberts	89.7
22	77	Allen/Roberts	97.7	77	Allen/Roberts	82.0	77	Allen/Roberts	88.1
23	81	Goff/Fox	0.0	81	Goff/Fox	0.0	81	Goff/Fox	0.0
24	115	Craig Davies	0.0	115	Craig Davies	0.0	115	Craig Davies	0.0

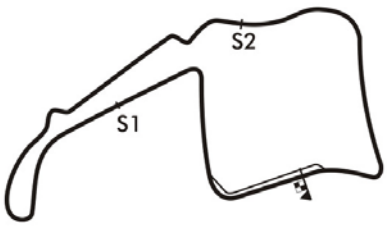

Session Start: 09:29:30 - Finish: 09:59:30
Weather/Track Conditions: Cloud/Dry
Circuit: Oulton Park International
Track Length: 4.332 Km - 2.6918 miles

Printed: 27-08-2018 - 10:04

Oulton Park Gold Cup Historic Race Meeting - 25 - 27 Aug 2018

Historic Touring Car Challenge with Tony Dron Trophy

Race 17 - Starting Grid

Sheet No:

Start Time : 15:40 - Heat Duration : 50 Minutes

ROW							
12	23	14	Clayson / Snowdon	24	77	Allen / Roberts
11	21	61	Mark Roberts	22	48	Robin Benn
10	19	90	Simon Blanckley	20	32	Jim McLoughlin
9	17	41	George Pochciol	18	9	Mallett / Rowley
8	15	25	Ratcliff / Scarborough	16	115	Craig Davies
7	13	20	K.Clarke / T.Clarke	14	52	Jason Minshaw
6	11	141	Tom Burgess	12	29	Hart / Nuthall
5	9	31	Ely / Wood	10	3	Overington / Stevens
4	7	7	Patrick Watts	8	15	John Spiers
3	5	81	Goff / Fox	6	44	Morris / Shephard
2	3	123	Wood / Morgan	4	6	Tom Houlbrook
1	1	40	Hogarth-Boardman	2	10	Smith / Moulton-Smith

Pole Right

Circuit: Oulton Park International
Track Length: 4.332 Km - 2.6918 miles

These results are provisional until the conclusion of any judicial and technical matters.

Clerk of the Course:	Timekeeper:	Issued at:
Julian Floyd	Nick Palmer	

Oulton Park Gold Cup Historic Race Meeting - 25 - 27 Aug 2018

Historic Touring Car Challenge with Tony Dron Trophy

Race 17 - Classification

Sheet No:

POS	NO	DRIVER/S	CLASS	CLASS POS	CAR MAKE / MODEL	TIME	LAPS	GAP	DIFF	MPH	BEST	ON
1	40	Paul Hogarth-Chris Boardman	H4B	1	BMW E30 M3	53:05.822	26	-- 26 laps		79.08	1:50.739	18
2	10	Mark Smith-Arran Moulton-Smith	H4B	1	BMW M3 E30	50:53.611	25	-- 25 laps	15.316	79.33	1:52.724	17
3	123	Ric Wood	H2C	1	Ford Capri	50:58.948	25	5.337	5.337	79.19	1:51.303	18
4	6	Tom Houlbrook	H4B	2	BMW M3 E30	51:41.706	25	48.095	42.758	78.10	1:56.044	5
5	141	Tom Burgess	T2A	1	Ford Fiesta	51:23.655	24	-- 24 laps	1:42.268	75.42	2:02.741	5
6	20	Ken Clarke-Tim Clarke	H3C	1	Rover Vitesse	51:44.926	24	21.271	21.271	74.90	2:00.947	10
7	25	Graham Scarborough-Peter Ratcliff	T2C	1	Ford Capri	51:55.032	24	31.377	10.106	74.66	2:03.993	20
8	52	Jason Minshaw	T2B	1	Ford Escort RS2000	52:11.494	24	47.839	16.462	74.27	2:03.535	9
9	7	Patrick Watts	T2C	2	Ford Capri Mk3S	52:24.733	24	1:01.078	13.239	73.95	2:02.078	16
10	15	John Spiers	T2C	3	Ford Capri	52:26.149	24	1:02.494	1.416	73.92	2:01.938	5
11	44	Jim Morris-Tom Shephard	T2AV	1	Volkswagen Golf GTi	52:27.070	24	1:03.415	0.921	73.90	2:01.683	22
12	3	Martin Overington-Guy Stevens	H2C	2	Rover SD1	52:44.825	24	1:21.170	17.755	73.48	2:00.548	15
13	90	Simon Blanckley	H2B	1	Triumph Dolomite	52:52.505	24	1:28.850	7.680	73.30	2:04.541	19
14	31	Neil Wood-Les Ely	H1B	1	BMW 2000	51:04.380	23	-- 23 laps	18.462	72.73	2:01.245	10
15	61	Mark Roberts	T2AV	2	Ford Fiesta	51:17.707	23	13.327	13.327	72.41	2:07.234	22
16	9	Peter Mallett-Iain Rowley	T2C	4	Rover SD1 3500S	51:33.828	23	29.448	16.121	72.04	2:07.144	22
17	77	Glynn Allen-Darren Roberts	T1B	1	Alfa Romeo 2000 GTV	51:59.745	22	-- 22 laps	2:33.162	68.33	2:12.984	20
18	29	Tony Hart-Will Nuthall	H3B	1	Renault 5 GT Turbo	52:26.444	21	-- 21 laps	2:40.203	64.67	2:00.184	12
19	41	George Pochciol	T2C	5	Ford Capri	51:35.993	20	-- 20 laps	1:12.218	62.60	2:03.540	3
20	14	Paul Clayson-Chris Snowdon	T2B	1	Alfa Romeo GTv6	53:04.302	16	-- 16 laps	10:26.49	48.69	2:11.839	3
		---------- NOT CLASSIFIED ----------										
DNF	81	Ian Goff-Chris Fox	HINV		Ford Sierra Cosworth	43:03.325	20	-- 20 laps		75.02	1:55.819	3
DNF	32	Jim McLoughlin	T2C		Ford Capri	15:08.542	7	-- 7 laps --	1:11.516	74.66	2:03.358	3
DNF	48	Robin Benn	H2C		Ford Capri	8:44.789	4	-- 4 laps --	17.325	73.86	2:06.749	3

FASTEST LAP SUMMARY

NO	DRIVER/S	CLASS	CAR MAKE / MODEL	FASTEST LAP	ON	MPH
40	Hogarth/Boardman	H4B	BMW E30 M3	1:50.739	18	87.51
123	Ric Wood	H2CV	Ford Capri	1:51.303	18	87.06
10	Smith/Moulton-Smith	H4BV	BMW M3 E30	1:52.724	17	85.97
81	Goff/Fox	HINV	Ford Sierra Cosworth RS5	1:55.819	3	83.67
29	Hart/Nuthall	H3BV	Renault 5 GT Turbo	2:00.184	12	80.63
20	K.Clarke/T.Clarke	H3CV	Rover Vitesse	2:00.947	10	80.12
31	Wood/Ely	H1B	BMW 2000	2:01.245	10	79.92
44	Morris/Shephard	T2AV	Volkswagen Golf GTi Mk1	2:01.683	22	79.64
15	John Spiers	T2CV	Ford Capri	2:01.938	5	79.47
141	Tom Burgess	T2A	Ford Fiesta	2:02.741	5	78.95
52	Jason Minshaw	T2B	Ford Escort RS2000	2:03.535	9	78.44
90	Simon Blanckley	H2BV	Triumph Dolomite	2:04.541	19	77.81
14	Clayson/Snowdon	T2BV	Alfa Romeo GTv6	2:11.839	3	73.50
77	Allen/Roberts	T1BV	Alfa Romeo 2000 GTV	2:12.984	20	72.87

Session Start: 15:41:26 - Finish: 16:32:19
Weather/Track Conditions: Cloud/Dry
Circuit: Oulton Park International
Track Length: 4.332 Km - 2.6918 miles

These results are provisional until the conclusion of any judicial and technical matters.

Clerk of the Course:	Timekeeper:	Issued at:
Julian Floyd	Nick Palmer	

Oulton Park Gold Cup Historic Race Meeting - 25 - 27 Aug 2018

Historic Touring Car Challenge with Tony Dron Trophy

Race 17 - Sector Analysis

3 Overington / Stevens (H2CV) — Rover SD1

lap	Sect-1	Speed	Sect-2	Speed	Sect-3	Speed	Laptime	Pit
1		108.1	1:00.781	92.7	34.896	99.3	2:13.177	
2	30.097	109.5	59.919	93.0	34.236	99.3	2:04.252	
3	30.590	108.3	59.644	94.5	33.953	100.2	2:04.187	
4	30.082	107.9	59.400	94.3	33.765	100.9	2:03.247	
5	29.721	109.3	59.064	93.9	33.731	100.6	2:02.516	
6	29.514	109.9	59.220	95.1	34.151	97.6	2:02.885	
7	29.758	109.9	1:05.092	89.9	36.521	91.2	2:11.371	
8	31.323	107.6	1:00.478	92.2	34.059	98.7	2:05.860	
9	29.443	108.4	58.820	93.2	33.338	98.6	2:01.601	
10	29.485	104.1	59.515	93.6	33.343	99.7	2:02.343	
11	30.852	104.1	59.196	94.0			2:10.812	
12	Out	94.4	1:23.125	54.9	55.035	42.4	4:09.110	P
13	48.851	56.8	1:18.093	88.9	37.942	98.6	2:44.886	
14	31.514	101.0	1:01.151	90.6	33.782	98.6	2:06.447	
15	29.520	110.8	57.607	93.7	33.421	101.3	2:00.548	
16	29.761	112.0	57.892	93.0	33.165	100.0	2:00.818	
17	30.467	111.7	58.557	92.3	33.149	100.2	2:02.173	
18	29.831	110.9	58.215	93.1	33.252	100.2	2:01.298	
19	30.443	108.6	57.458	94.5	33.274	101.6	2:01.175	
20	30.240	111.8	57.996	91.5	33.027	100.0	2:01.263	
21	29.417	109.3	1:24.704	93.1	33.474	98.4	2:27.595	
22	29.746	109.7	57.743	93.1	33.582	100.6	2:01.071	
23	29.200	110.0	1:01.471	92.0	33.200	98.1	2:03.871	
24	29.631	110.8	59.339	91.6	33.349	92.5	2:02.319	

6 Tom Houlbrook (H4BV) — BMW M3 E30

lap	Sect-1	Speed	Sect-2	Speed	Sect-3	Speed	Laptime	Pit
1		109.9	57.271	97.2	31.976	103.4	2:02.539	
2	29.739	110.0	56.626	98.1	32.413	103.6	1:58.778	
3	29.260	109.9	55.780	98.4	31.954	104.2	1:56.994	
4	28.729	110.4	56.052	94.5	31.786	103.4	1:56.567	
5	28.844	110.8	55.642	98.7	31.558	104.9	1:56.044	
6	28.969	111.7	57.054	97.7	31.776	103.8	1:57.799	
7	28.885	111.3	56.870	92.5	43.183	71.6	2:08.938	
8	35.214	85.3	1:05.092	76.4	38.350	101.3	2:18.656	
9	29.966	109.7	55.649	98.2	31.095	103.8	1:56.710	
10	30.709	108.4	56.169	98.8	31.690	103.3	1:58.568	
11	29.586	108.8	55.326	95.1	33.431	103.6	1:58.343	
12	29.427	109.9	56.082	95.5			2:02.277	
13	Out	107.4	56.971	96.7	34.927	96.2	3:15.569	P
14	40.175	62.9	1:16.636	75.1	34.838	104.1	2:31.649	
15	29.621	111.7	56.349	92.7	32.962	103.4	1:58.932	
16	29.089	111.7	57.695	92.6	32.064	104.2	1:58.848	
17	28.953	110.2	56.057	97.0	31.617	103.1	1:56.627	
18	28.708	110.2	56.512	96.0	31.623	103.9	1:56.843	
19	29.137	107.2	56.237	97.7	32.173	103.8	1:57.547	
20	29.190	111.1	55.551	98.1	32.177	103.6	1:56.918	
21	29.148	110.0	56.600	95.3	32.456	103.0	1:58.204	
22	29.274	108.1	57.897	97.0	32.284	103.8	1:59.455	
23	29.417	109.9	57.221	97.8	32.367	103.1	1:59.005	
24	29.254	109.9	57.738	95.5	32.585	103.9	1:59.577	
25	29.661	109.5	57.461	94.5	33.197	102.3	2:00.319	
26								

7 Patrick Watts (T2CV) — Ford Capri Mk3S

lap	Sect-1	Speed	Sect-2	Speed	Sect-3	Speed	Laptime	Pit
1		109.9	1:00.679	94.1	33.416	101.3	2:09.887	
2	30.233	111.1	1:00.101	95.6	33.741	101.9	2:04.075	
3	30.245	111.3	58.511	94.0	33.611	98.0	2:02.367	
4	30.622	109.1	58.675	94.1	33.355	100.6	2:02.652	
5	29.894	110.2	59.063	94.3	33.333	100.8	2:02.290	
6	29.841	110.9	58.855	94.5	33.409	100.3	2:02.105	
7	29.824	108.8	59.945	84.5	37.369	89.3	2:07.138	
8	32.887	106.9	1:01.095	93.9	33.509	101.4	2:07.491	
9	30.228	110.8	58.895	94.4	33.240	100.2	2:02.363	
10	30.080	108.8	58.799	95.2	33.248	100.3	2:02.127	
11	30.042	110.4	59.033	94.7			2:06.131	
12	Out	48.8	1:28.660	52.1	55.284	48.1	4:19.514	P
13	48.399	58.3	1:16.218	88.9	39.882	101.4	2:44.499	
14	29.949	109.3	58.759	94.7	33.667	99.5	2:02.375	
15	30.014	110.0	59.325	94.5	33.609	101.3	2:02.948	
16	30.398	110.9	58.660	95.1	33.020	100.6	2:02.078	
17	30.012	109.0	59.225	94.3	33.307	99.6	2:02.544	
18	30.166	109.3	59.099	95.1	33.589	100.0	2:02.854	
19	29.942	108.3	59.394	94.0	33.534	100.5	2:02.870	
20	30.470	110.9	59.530	94.8	33.282	100.6	2:03.282	
21	29.926	107.9	59.919	94.1	33.521	99.2	2:03.366	
22	30.185	108.8	59.463	93.6	33.676	99.7	2:03.324	
23	30.050	108.6	1:00.474	94.0	33.490	99.6	2:04.014	
24	29.889	111.1	58.953	93.7	33.597	98.7	2:02.439	

9 Mallett / Rowley (T2CV) — Rover SD1 3500S

lap	Sect-1	Speed	Sect-2	Speed	Sect-3	Speed	Laptime	Pit
1		101.5	1:03.088	89.1	35.042	98.3	2:18.203	
2	31.619	103.6	1:01.705	91.2	34.337	97.1	2:07.661	
3	31.104	106.1	1:01.642	92.0	34.977	96.9	2:07.723	
4	31.453	100.1	1:02.517	91.5	34.953	97.0	2:08.923	
5	32.540	101.6	1:02.651	91.3	34.845	96.7	2:10.036	
6	32.122	101.9	1:01.797	91.3	34.861	97.7	2:08.780	
7	33.388	93.9	1:04.014	89.9	36.110	92.5	2:13.512	
8	32.797	105.2	1:01.962	90.9	34.719	96.3	2:09.478	
9	31.309	105.9	1:02.088	90.6	34.695	97.1	2:08.092	
10	31.403	106.1	1:01.148	92.5			2:12.722	
11	Out	91.6	1:06.649	81.3	38.431	90.5	3:46.511	P
12	33.787	97.8	1:04.011	80.0	38.742	92.7	2:16.540	
13	32.663	101.3	1:05.901	84.7	36.766	96.6	2:15.330	
14	31.504	104.3	1:00.957	92.6	37.354	91.0	2:09.815	
15	33.767	103.0	1:03.315	84.7	36.960	94.0	2:14.042	
16	32.094	103.6	1:02.346	91.5	35.395	95.2	2:09.835	
17	32.372	103.5	1:01.819	91.5	35.204	95.4	2:09.395	
18	31.731	104.4	1:01.499	91.8	34.864	95.4	2:08.094	
19	31.850	103.2	1:01.138	93.0	35.077	97.3	2:08.065	
20	31.876	103.6	1:01.191	91.5	34.757	95.8	2:07.824	
21	31.708	105.2	1:02.664	93.0	34.486	95.4	2:08.858	
22	31.131	104.4	1:01.059	91.5	34.954	95.0	2:07.144	
23	31.702	102.7	1:00.983	93.0	34.560	96.5	2:07.245	
24								

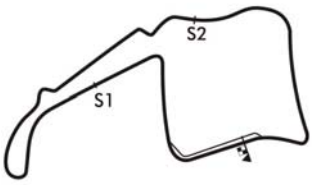

Session Start: 15:41:26 - Finish: 16:32:19
Weather/Track Conditions: Cloud/Dry
Circuit: Oulton Park International
Track Length: 4.332 Km - 2.6918 miles
Printed: 27-08-2018 - 16:35

MST
Results: www.mstworld.com. Live Timing: https://livetiming.getraceresults.com/mst. Email: timing@mstworld.com

Oulton Park Gold Cup Historic Race Meeting - 25 - 27 Aug 2018

Historic Touring Car Challenge with Tony Dron Trophy

Race 17 - Sector Analysis

10 Smith / Moulton-Smith (H4BV) — BMW M3 E30

lap	Sect-1	Speed	Sect-2	Speed	Sect-3	Speed	Laptime	Pit
1		114.3	57.000	99.4	31.357	107.1	2:00.208	
2	27.913	114.9	54.790	101.6	31.343	104.2	1:54.046	
3	28.384	114.5	55.183	102.5	30.878	106.9	1:54.445	
4	27.802	114.7	54.787	102.5	30.934	107.8	1:53.523	
5	27.724	114.1	55.204	100.0	32.516	105.4	1:55.444	
6	28.148	116.9	54.671	100.3	31.972	107.6	1:54.791	
7	27.861	117.3	55.380	103.0	34.025	66.4	1:57.266	
8	37.516	87.0	1:23.250	53.2	43.383	94.3	2:44.149	
9	28.426	114.9	54.350	102.9	31.359	106.6	1:54.135	
10	28.755	117.5	55.230	101.2	30.867	107.8	1:54.852	
11	27.842	115.3	54.590	101.0	31.244	108.3	1:53.676	
12	27.551	116.3	54.352	101.2			2:00.739	
13	Out	92.2	1:02.766	79.9	37.823	88.7	3:25.494	P
14	39.568	56.7	1:18.135	76.7	37.899	93.8	2:35.602	
15	29.473	113.9	56.600	95.6	31.329	108.8	1:57.402	
16	27.908	117.7	54.496	102.1	31.309	105.9	1:53.713	
17	27.898	117.5	53.833	102.9	30.993	107.4	1:52.724	
18	28.380	118.1	54.358	101.5	31.537	105.1	1:54.275	
19	28.023	117.3	54.044	103.2	31.065	107.9	1:53.132	
20	28.071	117.5	53.981	103.5	31.486	106.9	1:53.538	
21	27.891	116.5	53.902	102.2	31.187	107.4	1:52.980	
22	28.149	115.1	54.899	102.2	31.785	106.4	1:54.833	
23	28.369	116.3	54.734	102.5	31.469	106.6	1:54.572	
24	28.133	115.3	54.179	102.2	31.160	107.4	1:53.472	
25	27.792	116.9	55.327	101.5	31.481	104.9	1:54.600	
26								

14 Clayson / Snowdon (T2BV) — Alfa Romeo GTv6

lap	Sect-1	Speed	Sect-2	Speed	Sect-3	Speed	Laptime	Pit
1		97.9	1:02.958	89.9	36.521	92.0	2:23.145	
2	32.054	100.0	1:03.220	88.7	36.632	90.0	2:11.906	
3	31.919	99.5	1:03.048	87.9	36.872	90.6	2:11.839	
4	32.081	98.9	1:04.249	86.5	37.225	90.1	2:13.555	
5	32.340	99.2	1:04.501	87.1	36.949	91.0	2:13.790	
6	32.369	97.1	1:03.714	85.6	39.075	67.1	2:15.158	
7	37.360	86.1	1:23.331	53.8	43.642	87.3	2:44.333	
8	32.886	98.9	1:03.104	87.7	36.339	89.7	2:12.329	
9	32.113	98.1	1:04.182	85.6	36.763	89.9	2:13.058	
10	33.249	97.7	1:04.952	86.0			2:20.584	
11	Out	93.6	1:23.384	50.9	55.030	45.5	4:11.107	P
12	48.426	51.5	1:17.649	88.5	38.875	95.5	2:44.950	
13	31.745	101.0	1:05.802	81.2	37.734	94.0	2:15.281	
14	33.249	97.9	1:05.807	86.1			2:30.485	
15	Out	90.3	1:13.351	75.5	40.624	86.0	15:54.463	P
16	36.753	87.5	1:10.560	77.6	41.006	73.9	2:28.319	

15 John Spiers (T2CV) — Ford Capri

lap	Sect-1	Speed	Sect-2	Speed	Sect-3	Speed	Laptime	Pit
1		106.4	59.796	91.8	33.677	99.9	2:09.185	
2	30.685	106.4	1:00.178	94.4	33.884	99.3	2:04.747	
3	31.110	108.4	59.219	94.9	33.315	100.3	2:03.644	
4	30.304	108.1	59.069	94.7	33.263	101.1	2:02.636	
5	29.998	109.0	58.519	94.0	33.421	101.3	2:01.938	
6	30.046	109.0	58.617	94.3	33.346	100.2	2:02.009	
7	29.960	108.8	1:05.732	86.2	35.969	94.5	2:11.661	
8	31.271	107.2	1:00.401	92.7	34.052	101.6	2:05.724	
9	30.478	106.6	59.287	93.4	34.489	100.0	2:04.254	
10	31.217	106.9	58.422	96.6	33.367	100.3	2:03.006	
11	30.242	108.4	58.561	91.6			2:09.114	
12	Out	49.6	1:28.511	48.2	54.976	49.9	4:11.308	P
13	48.515	55.2	1:16.577	89.4	39.495	101.1	2:44.587	
14	30.606	107.4	59.808	93.9	34.027	99.7	2:04.441	
15	30.521	109.1	58.608	90.4	34.112	100.0	2:03.241	
16	30.383	108.6	58.265	95.7	33.679	101.4	2:02.327	
17	30.093	109.3	58.551	94.5	33.404	101.1	2:02.048	
18	30.219	105.2	1:00.284	94.7	33.386	100.3	2:03.889	
19	30.094	109.5	1:00.140	93.9	33.451	100.6	2:03.685	
20	30.212	108.6	58.788	95.6	33.367	101.1	2:02.367	
21	30.199	108.3	58.971	95.2	33.300	100.6	2:02.470	
22	30.228	108.4	58.823	96.3	33.162	100.9	2:02.213	
23	30.258	109.0	59.283	95.3	33.490	101.3	2:03.031	
24	30.143	107.9	59.165	94.5	33.316	100.6	2:02.624	

20 K.Clarke / T.Clarke (H3CV) — Rover Vitesse

lap	Sect-1	Speed	Sect-2	Speed	Sect-3	Speed	Laptime	Pit
1		107.6	58.945	92.3	33.632	101.3	2:09.521	
2	30.241	106.7	59.243	92.2	33.921	100.3	2:03.405	
3	30.212	108.3	58.613	88.5	33.582	99.5	2:02.407	
4	30.709	105.4	58.251	92.7	33.493	99.0	2:02.453	
5	30.587	107.9	58.088	93.6	33.499	98.4	2:02.174	
6	30.320	106.4	58.448	92.7	33.235	99.3	2:02.003	
7	29.861	109.5	59.336	87.2	36.719	92.8	2:05.916	
8	32.595	100.7	1:01.268	87.7	35.740	98.6	2:09.603	
9	30.146	108.8	58.286	92.6	33.485	98.3	2:01.917	
10	29.900	109.9	58.022	93.5	33.025	100.6	2:00.947	
11	31.089	105.9	58.095	92.0	34.854	97.3	2:04.038	
12	30.259	106.7	59.381	89.3			2:10.531	
13	Out	72.6	1:12.213	81.0	42.388	75.5	3:49.726	P
14	36.684	87.7	1:03.904	91.1	34.786	99.6	2:15.374	
15	30.884	105.4	59.683	91.3	34.499	99.3	2:05.066	
16	31.571	106.6	1:00.391	91.2	34.495	98.7	2:06.457	
17	30.992	107.2	59.446	92.1	34.278	97.7	2:04.716	
18	30.749	107.9	59.132	91.7	34.283	98.6	2:04.164	
19	30.592	107.8	59.823	91.0	34.090	99.7	2:04.505	
20	30.072	107.8	59.532	91.0	34.261	99.0	2:03.865	
21	30.430	109.1	1:00.254	90.7	34.030	99.0	2:04.714	
22	30.579	107.4	59.390	92.8	33.851	97.3	2:03.820	
23	30.596	106.7	59.198	91.0	35.015	98.6	2:04.809	
24	30.208	108.3	58.638	91.8	33.949	97.6	2:02.795	

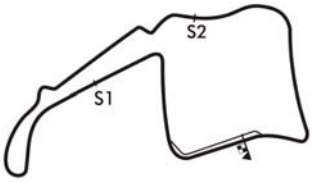

Session Start: 15:41:26 - Finish: 16:32:19
Weather/Track Conditions: Cloud/Dry
Circuit: Oulton Park International
Track Length: 4.332 Km - 2.6918 miles
Printed: 27-08-2018 - 16:35

MST
Results: www.mstworld.com. Live Timing: https://livetiming.getraceresults.com/mst. Email: timing@mstworld.com

Oulton Park Gold Cup Historic Race Meeting - 25 - 27 Aug 2018

Historic Touring Car Challenge with Tony Dron Trophy

Race 17 - Sector Analysis

25 Scarborough / Ratcliff (T2CV) — Ford Capri

lap	Sect-1	Speed	Sect-2	Speed	Sect-3	Speed	Laptime	Pit
1		104.4	1:01.050	90.6	34.566	96.3	2:13.984	
2	30.617	104.4	1:00.218	91.3	33.922	97.7	2:04.757	
3	30.664	104.1	59.803	91.3	33.877	97.7	2:04.344	
4	30.726	104.9	59.577	91.3	34.051	97.9	2:04.354	
5	30.664	105.7	59.538	90.1	34.603	97.7	2:04.805	
6	30.995	105.2	1:01.034	90.7	33.912	97.9	2:05.941	
7	30.475	104.6	1:13.641	81.1	42.788	82.5	2:26.904	
8	31.488	103.6	1:00.663	90.5	33.934	96.9	2:06.085	
9	30.709	104.3	59.599	91.6	33.822	97.4	2:04.130	
10	31.793	106.9	59.963	92.0	34.415	98.3	2:06.171	
11	30.965	105.1	58.980	91.5	34.869	97.1	2:04.814	
12	30.916	104.8	1:00.850	81.2			2:13.710	
13	Out	102.7	1:01.362	90.1	34.551	95.8	3:22.356	P
14	30.679	104.8	59.885	91.2	33.949	96.9	2:04.513	
15	30.769	105.2	1:00.056	90.9	34.769	96.0	2:05.594	
16	31.111	105.1	59.935	90.9	34.309	96.0	2:05.355	
17	30.646	105.4	59.517	91.2	34.143	96.3	2:04.306	
18	30.571	105.1	59.791	90.4	34.763	97.6	2:05.125	
19	30.602	105.4	1:00.059	89.9	34.162	96.6	2:04.823	
20	30.379	104.9	59.586	90.7	34.028	97.9	2:03.993	
21	30.379	105.2	59.661	90.9	34.027	97.0	2:04.067	
22	30.644	105.1	1:00.218	92.2	33.856	97.4	2:04.718	
23	30.628	105.1	59.675	92.3	33.863	97.3	2:04.166	
24	30.531	105.9	1:01.266	90.1	34.220	96.9	2:06.017	

29 Hart / Nuthall (H3BV) — Renault 5 GT Turbo

lap	Sect-1	Speed	Sect-2	Speed	Sect-3	Speed	Laptime	Pit
1		74.2	1:04.260	86.1			3:06.171	
2	Out	96.3	1:04.231	80.5	34.912	96.9	5:20.076	P
3	31.179	102.5	59.358	85.8	34.849	95.2	2:05.386	
4	30.823	101.8	59.003	87.1	34.781	94.7	2:04.607	
5	31.099	97.0	1:14.111	71.0			2:30.818	
6	Out	97.4	1:00.028	91.8	33.791	94.7	5:11.105	P
7	29.953	103.6	58.307	91.7	33.947	95.1	2:02.207	
8	29.995	101.9	58.803	84.2			2:10.528	
9	Out	94.1	1:03.947	71.9	39.027	91.3	3:18.318	P
10	32.144	96.6	1:08.215	79.6	34.199	96.0	2:14.558	
11	31.189	103.3	58.239	84.3	33.940	96.2	2:03.368	
12	29.639	104.8	57.525	92.6	33.020	95.9	2:00.184	
13	29.521	105.2	57.448	92.2	33.258	95.6	2:00.227	
14	29.478	106.2	59.702	92.2	34.084	97.6	2:03.264	
15	31.270	102.9	59.536	92.7	33.417	96.5	2:04.223	
16	29.912	105.1	58.498	92.2	33.845	95.2	2:02.255	
17	29.981	104.4	58.272	91.5	33.360	97.1	2:01.613	
18	29.811	103.8	58.714	90.6	33.294	97.4	2:01.819	
19	29.639	105.4	58.640	91.5	33.262	98.0	2:01.541	
20	30.027	105.6	58.084	91.7	33.396	97.4	2:01.507	
21	29.964	107.1	59.417	91.8	33.288	95.5	2:02.669	
22								

31 Wood / Ely (H1B) — BMW 2000

lap	Sect-1	Speed	Sect-2	Speed	Sect-3	Speed	Laptime	Pit
1		104.4	1:00.901		34.013	96.6	2:11.133	
2	30.091	105.6	59.560	92.8	34.104	96.6	2:03.755	
3	30.517	105.1	59.727	92.3	33.782	97.1	2:04.026	
4	29.982	104.8	59.336	92.6	33.303	97.1	2:02.621	
5	30.161	105.6	58.406		33.395	98.0	2:01.962	
6	29.802	105.6	58.034	93.0	33.441	96.7	2:01.277	
7	29.673	106.1	1:06.018		35.945	93.6	2:11.636	
8	31.394	103.8	1:01.541		34.262	97.0	2:07.197	
9	29.661	106.1	58.407		33.900	98.3	2:01.968	
10	29.802	105.1	58.060	91.5	33.383	97.7	2:01.245	
11	29.617	105.7	58.444	91.2	34.202	96.7	2:02.263	
12	29.794	105.4	1:01.686		36.679	90.6	2:08.159	
13	31.559	101.5	1:02.724		40.350	41.0	2:14.633	
14	48.820	56.3	1:18.133	84.5			2:48.452	
15	Out	96.7	1:02.147	89.5	36.394	94.5	3:31.980	P
16	32.326	101.3	1:03.411		36.550	94.0	2:12.287	
17	31.895	101.0	1:03.235		36.185	95.2	2:11.315	
18	31.957	102.1	1:02.691		36.076	94.7	2:10.724	
19	31.613	99.5	1:03.084		35.861	93.0	2:10.558	
20	31.443	103.5	1:02.677		36.777	94.8	2:10.897	
21	31.613	101.8	1:04.686		36.111	94.5	2:12.410	
22	32.541	100.6	1:03.721		36.307	94.5	2:12.569	
23	31.928	100.4	1:02.985		36.400	95.0	2:11.313	
24								

32 Jim McLoughlin (T2CV) — Ford Capri

lap	Sect-1	Speed	Sect-2	Speed	Sect-3	Speed	Laptime	Pit
1		108.1	1:00.769	94.7	33.923	102.3	2:15.370	
2	30.376	110.2	1:00.433	93.4	33.791	102.8	2:04.600	
3	30.145	110.2	59.535	96.6	33.678	103.9	2:03.358	
4	30.490	109.5	1:00.194	96.8	33.452	104.1	2:04.136	
5	31.102	108.8	59.657	97.0	33.796	103.9	2:04.555	
6	30.726	109.0	1:00.526	96.3	33.606	103.1	2:04.858	
7	30.478	111.8	1:14.566	75.7			2:31.665	
8								

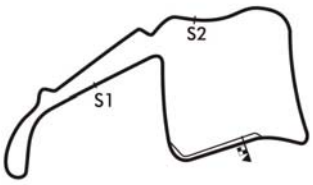

Session Start: 15:41:26 - Finish: 16:32:19
Weather/Track Conditions: Cloud/Dry
Circuit: Oulton Park International
Track Length: 4.332 Km - 2.6918 miles
Printed: 27-08-2018 - 16:35

Oulton Park Gold Cup Historic Race Meeting - 25 - 27 Aug 2018

Historic Touring Car Challenge with Tony Dron Trophy

Race 17 - Sector Analysis

40 Hogarth/Boardman (H4B) — BMW E30 M3

lap	Sect-1	Speed	Sect-2	Speed	Sect-3	Speed	Laptime	Pit
1		111.3	58.148	100.3	31.526	107.2	2:01.165	
2	27.868	117.3	55.319	101.3	31.329	106.7	1:54.516	
3	27.824	117.3	55.129	101.5	31.174	105.2	1:54.127	
4	27.644	116.7	54.678	100.6	30.933	106.1	1:53.255	
5	27.447	114.9	54.864	98.7	32.131	104.7	1:54.442	
6	28.040	115.3	54.788	98.2	31.739	105.6	1:54.567	
7	28.040	112.6	54.511	100.6	33.517	65.2	1:56.068	
8	36.453	82.8	1:24.138	49.5	43.958	88.2	2:44.549	
9	28.805	115.3	54.781	100.0	31.614	106.1	1:55.200	
10	28.878	113.5	56.096	100.3			2:00.258	
11	Out	116.5	54.141	103.5	30.801	108.1	3:08.121	P
12	27.755	114.9	58.213	77.9	37.641	98.9	2:03.609	
13	30.200	111.5	58.270	92.1	36.120	95.1	2:04.590	
14	41.009	66.2	1:16.605	66.7	36.741	101.3	2:34.355	
15	29.158	108.4	54.366	104.3	31.405	109.9	1:54.929	
16				104.4	31.013	107.9	1:53.619	
17	27.943	119.1	53.237	104.3	30.443	109.5	1:51.623	
18	27.482	114.9	52.895	103.5	30.362	109.2	1:50.739	
19	31.888	118.5	53.512	104.0	30.894	109.2	1:56.294	
20	27.289	121.0	54.540	102.5	31.335	107.2	1:53.164	
21				104.1	30.502	109.9	1:51.238	
22	27.376	116.5	54.875	103.8	30.711	108.6	1:52.962	
23	27.593	119.3	53.683	104.0	30.748	108.1	1:52.024	
24	27.505	118.3	53.254	104.0	30.517	108.8	1:51.276	
25	27.401	119.3	53.291	103.6	30.913	109.0	1:51.605	
26	28.567	119.1	1:26.724	78.2	32.236	91.8	2:27.527	

41 George Pochciol (T2CV) — Ford Capri

lap	Sect-1	Speed	Sect-2	Speed	Sect-3	Speed	Laptime	Pit
1		105.7	1:00.965	92.6	34.892	98.1	2:14.820	
2	30.845	107.1	1:00.888	93.9	34.360	99.6	2:06.093	
3	30.564	107.1	59.172	93.2	33.804	101.1	2:03.540	
4	30.945	107.1	59.277	94.4	33.966	100.2	2:04.188	
5	30.566	106.7	59.650	92.8	33.823	101.1	2:04.039	
6	31.113	105.7	1:00.739	93.7	33.948	99.6	2:05.800	
7	30.773	106.1	1:13.484	82.7	42.896	82.0	2:27.153	
8	31.565	104.8	1:00.421	92.6	33.958	100.2	2:05.944	
9	30.809	108.3	59.541	93.1	33.561	100.3	2:03.911	
10	31.427	106.7	59.662	93.5	7:48.988	80.3	9:20.077	
11	33.993	101.2	1:01.480	92.3	34.241	100.5	2:09.714	
12	31.811	105.6	1:00.053	92.0	34.745	99.2	2:06.609	
13	31.971	105.4	1:00.292	92.6			2:09.907	
14	Out	104.9	59.941	93.9	34.369	100.5	3:24.049	P
15	30.946	106.4	1:00.354	92.7	34.319	100.0	2:05.619	
16	31.439	106.4	1:00.131	92.6	34.779	99.3	2:06.349	
17	31.376	105.2	1:00.524	91.5	34.891	99.6	2:06.791	
18	32.701	93.0	1:02.010	91.3			2:14.012	
19	Out	105.9	1:00.176	93.6	34.500	100.2	2:32.341	P
20	31.000	107.4	59.914	94.3	34.123	98.1	2:05.037	

44 Morris/Shephard (T2AV) — Volkswagen Golf GTi Mk1

lap	Sect-1	Speed	Sect-2	Speed	Sect-3	Speed	Laptime	Pit
1		105.7	59.505	93.0	33.865	96.7	2:08.118	
2	30.520	104.6	1:00.215	93.4	33.869	96.5	2:04.604	
3	31.522	105.2	1:00.520	92.7	33.571	98.6	2:05.613	
4	30.451	101.6	1:00.372	92.5	33.702	98.1	2:04.525	
5	30.056	106.1	59.258	92.2	33.579	98.4	2:02.893	
6	30.195	105.7	59.221	92.3	33.693	97.7	2:03.109	
7	30.181	104.9	1:04.384	87.9	35.486	95.2	2:10.051	
8	31.381	103.0	1:00.218	93.0	33.615	98.3	2:05.214	
9	30.169	106.4	58.814	93.0	33.413	98.3	2:02.396	
10	31.164	104.0	58.636	92.8	33.311	98.6	2:03.111	
11	30.110	105.4	59.596	90.4			2:11.623	
12	Out	83.3	1:25.003	45.2	55.029	48.3	4:08.993	P
13	48.411	51.7	1:16.327	85.6	39.542	97.0	2:44.280	
14	30.106	102.9	1:00.568	90.9	34.319	97.4	2:04.993	
15	29.974	106.6	58.711	92.8	34.464	95.4	2:03.149	
16	30.311	105.6	59.424	91.8	33.717	98.9	2:03.452	
17	30.378	106.7	1:00.054	91.6	34.196	97.6	2:04.628	
18	31.065	104.1	59.345	91.6	33.638	96.6	2:04.048	
19	29.824	106.6	58.483	91.1	33.943	97.0	2:02.250	
20	30.013	105.7	58.242	91.3	33.439	97.7	2:01.694	
21	29.840	106.2	58.629	92.7	33.322	97.4	2:01.791	
22	29.625	107.2	58.671	91.5	33.387	96.6	2:01.683	
23	30.553	107.1	58.454	91.1	33.258	99.0	2:02.265	
24	29.778	107.9	59.280	90.7	33.529	97.3	2:02.587	

48 Robin Benn (H2CV) — Ford Capri

lap	Sect-1	Speed	Sect-2	Speed	Sect-3	Speed	Laptime	Pit
1		98.4	1:02.822	88.0	35.789	93.8	2:21.230	
2	31.579	100.1	1:00.992	87.8	34.954	96.2	2:07.525	
3	30.958	102.5	1:00.947	88.8	34.844	95.5	2:06.749	
4	31.455	98.8	1:02.306	84.6	35.524	92.1	2:09.285	

52 Jason Minshaw (T2B) — Ford Escort RS2000

lap	Sect-1	Speed	Sect-2	Speed	Sect-3	Speed	Laptime	Pit
1		101.0	1:01.453	86.0	35.181	95.9	2:16.430	
2	31.174	100.6	59.819	88.7	34.370	96.3	2:05.363	
3	30.457	103.8	59.469	89.2	33.922	96.3	2:03.848	
4	30.925	102.4	59.946	87.1	34.080	96.2	2:04.951	
5	30.633	103.0	59.503	89.4	33.950	96.5	2:04.086	
6	30.516	102.9	59.839	89.8	34.261	96.2	2:04.616	
7	30.406	104.1	1:13.924	83.7	43.153	73.2	2:27.483	
8	32.340	102.9	59.926	88.8	34.103	96.3	2:06.369	
9	30.484	103.8	59.319	89.1	33.732	96.0	2:03.535	
10	30.849	104.0	1:00.105	87.2	34.880	96.7	2:05.834	
11	30.401	104.4	58.861	90.6	35.096	96.6	2:04.358	
12	30.813	104.4	1:00.983	86.8			2:14.072	
13	Out	101.2	1:01.168	85.6	34.426	97.3	3:21.698	P
14	30.864	104.0	59.654	88.9	34.098	96.7	2:04.616	
15	30.648	104.8	1:00.900	89.9	34.582	95.9	2:06.130	
16	30.797	103.3	59.650	89.5	34.581	96.3	2:05.028	
17	30.350	104.9	59.750	87.9	33.935	96.6	2:04.035	
18	30.927	103.5	59.766	85.9	34.644	97.1	2:05.337	
19	31.433	103.6	59.773	90.0	34.172	96.5	2:05.378	
20	31.204	101.8	59.952	89.1	34.610	96.3	2:05.766	
21	31.560	98.9	1:01.249	89.4	34.544	96.2	2:07.353	
22	32.533	100.3	1:01.504	89.7	34.898	95.4	2:08.935	
23	32.324	100.4	1:01.798	88.7	34.983	96.2	2:09.105	
24	31.179	102.1	1:00.849	88.8	35.140	93.1	2:07.168	

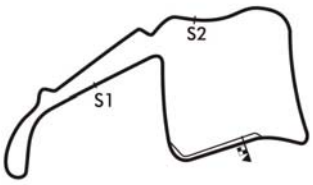

Session Start: 15:41:26 - Finish: 16:32:19
Weather/Track Conditions: Cloud/Dry
Circuit: Oulton Park International
Track Length: 4.332 Km - 2.6918 miles
Printed: 27-08-2018 - 16:35

MST
Results: www.mstworld.com. Live Timing: https://livetiming.getraceresults.com/mst. Email: timing@mstworld.com

Oulton Park Gold Cup Historic Race Meeting - 25 - 27 Aug 2018

Historic Touring Car Challenge with Tony Dron Trophy

Race 17 - Sector Analysis

61 Mark Roberts (T2AV) — Ford Fiesta

lap	Sect-1	Speed	Sect-2	Speed	Sect-3	Speed	Laptime	Pit
1		96.6	1:03.092	82.1	36.181	89.4	2:21.641	
2	31.464	97.4	1:01.807	83.2	35.375	88.0	2:08.646	
3	31.518	95.6	1:01.468	83.5	35.222	89.7	2:08.208	
4	31.664	95.9	1:01.481	82.7	35.340	89.6	2:08.485	
5	31.597	95.3	1:01.102	84.1	35.053	90.1	2:07.752	
6	31.549	96.6	1:01.289	83.7	35.245	88.6	2:08.083	
7	34.074	90.9	1:03.658	83.3	35.543	88.8	2:13.275	
8	32.203	96.4	1:02.311	84.2	35.060	88.6	2:09.574	
9	31.587	96.8	1:01.068	83.8	35.137	89.7	2:07.792	
10	31.403	96.8	1:00.962	83.9	35.636	89.4	2:08.001	
11	31.616	95.5	1:01.574	80.4			2:14.204	
12	Out	94.8	1:02.777	82.0	37.941	89.5	3:26.647	P
13	39.093	61.0	1:18.241	83.5	38.702	89.6	2:36.036	
14	32.083	97.7	1:02.493	82.1	35.188	90.2	2:09.764	
15	31.278	96.3	1:01.243	82.9	35.260	89.9	2:07.781	
16	31.716	95.6	1:01.258	83.4	35.326	90.1	2:08.300	
17	31.526	97.1	1:01.553	83.3	35.110	89.2	2:08.189	
18	31.353	96.7	1:00.841	83.2	35.125	89.7	2:07.319	
19	31.478	96.8	1:01.067	83.6	35.113	89.4	2:07.658	
20	31.482	96.3	1:00.880	82.8	35.177	89.2	2:07.539	
21	31.520	95.6	1:01.315	84.0	34.952	89.5	2:07.787	
22	31.395	95.9	1:00.846	83.5	34.993	89.7	2:07.234	
23	31.420	96.4	1:01.388	84.1	34.984	89.9	2:07.792	
24								

77 Allen/Roberts (T1BV) — Alfa Romeo 2000 GTV

lap	Sect-1	Speed	Sect-2	Speed	Sect-3	Speed	Laptime	Pit
1		94.7	1:05.341	80.9	37.123	87.8	2:28.247	
2	33.679	94.5	1:05.956	79.7	37.889	86.3	2:17.524	
3	33.362	93.5	1:05.831	80.3	37.734	87.3	2:16.927	
4	33.498	94.5	1:06.365	80.4	37.650	86.1	2:17.513	
5	33.441	94.4	1:05.619	80.8	38.264	88.1	2:17.324	
6	33.582	93.7	1:06.413	77.0	41.816	73.4	2:21.811	
7	37.745	85.9	1:09.853	73.8	39.550	86.2	2:27.148	
8	33.787	92.8	1:06.262	80.2	37.568	88.8	2:17.617	
9	34.069	93.2	1:06.073	80.1	37.240	88.3	2:17.382	
10	32.980	94.9	1:05.199	80.8	37.130	88.9	2:15.309	
11	32.911	93.9	1:07.773	80.5			2:22.413	
12	Out	86.6	1:10.195	78.5	41.072	83.5	3:47.316	P
13	35.303	90.9	1:05.288	81.9	37.567	89.0	2:18.158	
14	33.518	94.4	1:09.122	81.8	38.157	88.7	2:20.797	
15	33.603	96.7	1:04.348	81.7	37.109	88.8	2:15.060	
16	33.011	99.7	1:04.939	82.7	36.683	89.0	2:14.633	
17	32.933	96.0	1:04.185	82.1	37.048	88.8	2:14.166	
18	32.519	96.0	1:04.017	82.6	36.796	89.2	2:13.332	
19	34.169	95.7	1:06.135	82.9	36.786	89.4	2:17.090	
20	32.355	95.7	1:04.131	82.5	36.498	89.3	2:12.984	
21	32.361	95.9	1:04.333	82.3	36.796	89.9	2:13.490	
22	32.332	96.7	1:04.837	82.4	36.335	89.4	2:13.504	

81 Goff/Fox (HINV) — Ford Sierra Cosworth RS500

lap	Sect-1	Speed	Sect-2	Speed	Sect-3	Speed	Laptime	Pit
1		116.9	57.318	103.5	32.067	111.0	2:02.883	
2	28.454	118.7	55.784	103.8	31.708	109.5	1:55.946	
3	28.053	116.7	56.339	103.8	31.427	107.4	1:55.819	
4	28.971	111.8	56.642	101.5	31.783	109.0	1:57.396	
5	28.899	111.1	56.711	100.6	32.228	105.7	1:57.838	
6	29.192	111.1	56.835	101.9	32.117	105.9	1:58.144	
7	28.680	117.9	56.823	87.1	43.497	73.6	2:09.000	
8	35.166	85.8	1:05.168	76.4	37.659	109.7	2:17.993	
9	29.335	117.5	56.141	103.0	31.983	108.4	1:57.459	
10	30.541	113.3	56.306	103.3	31.652	108.1	1:58.499	
11	29.940	113.5	57.404	102.2			2:03.620	
12	Out	80.4	1:08.610	76.7	38.233	85.6	3:45.302	P
13	32.901	96.1	1:02.628	85.0	35.224	102.5	2:10.753	
14	30.506	91.8	1:00.029	94.4	33.335	108.4	2:03.870	
15	29.412	118.1	59.042	101.9	32.952	105.6	2:01.406	
16	30.771	116.5	1:00.824	105.2	32.541	104.2	2:04.136	
17	30.339	109.5	59.308	101.2	1:07.319	92.7	2:36.966	
18	30.749	104.9	59.247	100.0	33.567	106.7	2:03.563	
19	29.587	112.6	57.761	102.9	33.058	108.8	2:00.406	
20	29.577	117.9	58.062	99.4	34.687	105.4	2:02.326	

90 Simon Blanckley (H2BV) — Triumph Dolomite

lap	Sect-1	Speed	Sect-2	Speed	Sect-3	Speed	Laptime	Pit
1		102.1	1:02.748	86.7	35.326	95.0	2:19.746	
2	31.216	102.5	1:01.169	88.8	34.668	94.7	2:07.053	
3	30.995	101.6	1:01.422	88.3	34.750	94.7	2:07.167	
4	31.445	101.0	1:02.657	87.7	34.796	95.5	2:08.898	
5	32.248	101.3	1:01.167	87.8	35.492	93.4	2:08.907	
6	31.810	101.3	1:00.297	87.7	35.044	94.2	2:07.151	
7	34.161	82.6	1:02.866	86.5	35.388	93.4	2:12.415	
8	31.769	101.2	1:00.893	88.0	35.181	94.3	2:07.843	
9	31.368	101.2	1:00.759	87.5	36.497	94.8	2:08.624	
10	31.108	101.9	1:00.643	87.9	35.762	94.2	2:07.513	
11	31.447	100.3	1:00.735	87.9	35.646	93.4	2:07.828	
12	32.550	80.6	1:06.329	76.0	38.619	80.5	2:17.498	
13	33.141	94.0	1:02.244	87.1			2:17.896	
14	Out	97.8	1:00.835	87.3	35.049	95.0	3:30.131	P
15	31.370	102.1	1:01.621	88.3	35.295	93.9	2:08.286	
16	31.519	100.6	1:00.149	88.5	34.852	95.5	2:06.520	
17	32.357	104.0	1:00.103	89.2	34.333	95.1	2:06.793	
18	31.577	100.1	1:00.766	88.9	34.204	95.9	2:06.547	
19	30.872	103.5	59.093	89.1	34.576	95.2	2:04.541	
20	31.106	102.5	59.211	90.0	34.892	95.2	2:05.209	
21	31.129	102.2	1:00.603	89.2	34.496	94.4	2:06.228	
22	31.295	102.1	1:00.313	88.4	35.297	94.4	2:06.905	
23	31.237	102.2	1:00.473	88.5	34.509	95.5	2:06.219	
24	30.979	102.9	1:00.854	86.1	34.754	94.7	2:06.587	

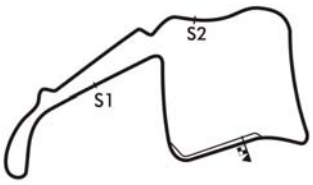

Session Start: 15:41:26 - Finish: 16:32:19
Weather/Track Conditions: Cloud/Dry
Circuit: Oulton Park International
Track Length: 4.332 Km - 2.6918 miles
Printed: 27-08-2018 - 16:35

MST
Results: www.mstworld.com. Live Timing: https://livetiming.getraceresults.com/mst. Email: timing@mstworld.com

Oulton Park Gold Cup Historic Race Meeting - 25 - 27 Aug 2018

Historic Touring Car Challenge with Tony Dron Trophy

Race 17 - Sector Analysis

123 Ric Wood (H2CV) — Ford Capri

lap	Sect-1	Speed	Sect-2	Speed	Sect-3	Speed	Laptime	Pit
1		119.3	54.608	105.9	31.376	111.9	1:57.331	
2	28.154	119.8	53.763	106.7	30.990	110.4	1:52.907	
3	27.952	121.0	54.015	105.6	31.012	111.5	1:52.979	
4	28.427	118.5	54.277	105.7	30.981	111.1	1:53.685	
5	28.360	118.1	54.567	106.6	30.864	112.6	1:53.791	
6	28.365	117.7	55.064	104.9	31.032	113.2	1:54.461	
7	28.574	118.9	55.548	105.7	31.720	105.4	1:55.842	
8	40.974	48.9	1:25.970	51.8			2:53.265	
9	Out	116.1	55.857	104.1	31.822	111.7	3:09.923	P
10	28.524	120.4	54.612	100.1	32.538	113.0	1:55.674	
11	28.390	119.8	54.379	105.7	31.305	113.2	1:54.074	
12	28.490	116.7	59.463	77.4	37.559	100.6	2:05.512	
13	30.042	108.8	58.569	92.3	35.758	97.0	2:04.369	
14	39.540	61.6	1:18.132	66.1	37.054	106.2	2:34.726	
15	28.777	118.9	54.567	103.8	31.484	113.0	1:54.828	
16	28.252	118.9	54.408	105.6	31.471	113.8	1:54.131	
17	28.186	118.9	53.294	107.6	30.909	112.8	1:52.389	
18	27.577	124.6	53.135	108.3	30.591	114.0	1:51.303	
19	27.955	120.4	53.942	104.9	31.770	113.8	1:53.667	
20	27.544	122.6	55.247	102.4	31.546	114.2	1:54.337	
21	28.054	121.5	53.853	106.6	30.882	112.6	1:52.789	
22	27.593	121.0	55.979	104.4			1:58.222	
23	Out	121.7	55.738	105.1	30.775	112.8	2:02.573	P
24	27.859	120.4	54.562	99.4	31.174	106.1	1:53.595	
25	27.879	122.6	53.667	102.2	31.029	111.7	1:52.575	
26								

141 Tom Burgess (T2A) — Ford Fiesta

lap	Sect-1	Speed	Sect-2	Speed	Sect-3	Speed	Laptime	Pit
1		102.7	1:00.915	90.6	33.805	96.2	2:11.471	
2	30.347	103.8	59.574	90.6	33.969	96.3	2:03.890	
3	30.539	104.0	59.583	91.1	33.934	95.9	2:04.056	
4	30.088	104.1	1:00.576	90.4	33.693	96.6	2:04.357	
5	30.118	104.1	58.970	90.4	33.653	97.0	2:02.741	
6	30.060	104.0	59.146	90.4	33.737	96.2	2:02.943	
7	30.121	103.8	1:04.595	87.6	35.655	94.4	2:10.371	
8	31.007	98.5	1:00.516	89.5	33.814	95.1	2:05.337	
9	30.205	103.5	58.766	89.9	33.784	96.3	2:02.755	
10	30.271	103.3	59.126	90.1	33.921	95.8	2:03.318	
11	31.108	100.4	1:00.093	89.9	34.290	95.6	2:05.491	
12	30.388	101.6	59.414	88.6	34.743	95.4	2:04.545	
13	31.066	99.5	1:00.633	88.7			2:14.930	
14	Out	99.7	59.534	88.5	34.180	94.8	3:21.860	P
15	30.427	101.8	1:00.464	88.6	35.051	93.1	2:05.942	
16	31.924	100.1	1:00.621	88.5	34.289	95.2	2:06.834	
17	30.509	101.8	1:00.158	88.9	34.986	94.0	2:05.653	
18	30.539	101.8	59.240	88.8	34.110	94.7	2:03.889	
19	30.764	103.0	59.036	89.1	33.853	95.6	2:03.653	
20	30.288	101.3	59.125	89.1	33.962	96.5	2:03.375	
21	30.683	100.3	59.866	89.3	34.261	95.9	2:04.810	
22	30.351	103.2	59.641	88.8	34.016	94.5	2:04.008	
23	30.327	100.0	59.501	89.2	34.207	95.8	2:04.035	
24	30.374	100.9	59.069	89.2	33.948	94.5	2:03.391	

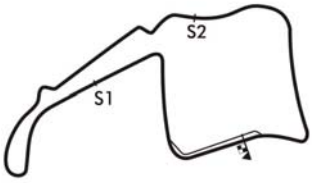

Session Start: 15:41:26 - Finish: 16:32:19
Weather/Track Conditions: Cloud/Dry
Circuit: Oulton Park International
Track Length: 4.332 Km - 2.6918 miles
Printed: 27-08-2018 - 16:35

MST
Results: www.mstworld.com. Live Timing: https://livetiming.getraceresults.com/mst. Email: timing@mstworld.com

Oulton Park Gold Cup Historic Race Meeting - 25 - 27 Aug 2018

Historic Touring Car Challenge with Tony Dron Trophy

Race 17 - Best Sector Times

	SECTOR 1			SECTOR 2			SECTOR 3		
	NO	TIME	LAP	NO	TIME	LAP	NO	TIME	LAP
1	40	27.289	20	40	52.895	18	40	30.362	18
2	123	27.544	20	123	53.135	18	123	30.591	18
3	10	27.551	12	10	53.833	17	10	30.867	10
4	81	28.053	3	6	55.326	11	6	31.095	9
5	6	28.708	18	81	55.784	2	81	31.427	3
6	3	29.200	23	29	57.448	13	7	33.020	16
7	29	29.478	14	3	57.458	19	29	33.020	12
8	31	29.617	11	20	58.022	10	20	33.025	10
9	44	29.625	22	31	58.034	6	3	33.027	20
10	7	29.824	7	44	58.242	20	15	33.162	22
11	20	29.861	7	15	58.265	16	44	33.258	23
12	15	29.960	7	7	58.511	3	31	33.303	4
13	141	30.060	6	141	58.766	9	32	33.452	4
14	32	30.145	3	52	58.861	11	41	33.561	9
15	52	30.350	17	25	58.980	11	141	33.653	5
16	25	30.379	20	90	59.093	19	52	33.732	9
17	41	30.564	3	41	59.172	3	25	33.822	9
18	90	30.872	19	32	59.535	3	90	34.204	18
19	48	30.958	3	61	1:00.841	18	9	34.337	2
20	9	31.104	3	48	1:00.947	3	48	34.844	3
21	61	31.278	15	9	1:00.957	14	61	34.952	21
22	14	31.745	13	14	1:02.958	1	77	36.335	22
23	77	32.332	22	77	1:04.017	18	14	36.339	8

IDEAL / BEST LAP COMPARISON

NO	NAME	BEST	IN	IDEAL	DIFF
40	Hogarth/Boardman	1:50.739	18	1:50.546	+0.193
123	Ric Wood	1:51.303	18	1:51.270	+0.033
10	Smith/Moulton-Smitl	1:52.724	17	1:52.251	+0.473
81	Goff/Fox	1:55.819	3	1:55.264	+0.555
6	Tom Houlbrook	1:56.044	5	1:55.129	+0.915
29	Hart/Nuthall	2:00.184	12	1:59.946	+0.238
3	Overington/Stevens	2:00.548	15	1:59.685	+0.863
20	K.Clarke/T.Clarke	2:00.947	10	2:00.908	+0.039
31	Wood/Ely	2:01.245	10	2:00.954	+0.291
44	Morris/Shephard	2:01.683	22	2:01.125	+0.558
15	John Spiers	2:01.938	5	2:01.387	+0.551
7	Patrick Watts	2:02.078	16	2:01.355	+0.723
141	Tom Burgess	2:02.741	5	2:02.479	+0.262
32	Jim McLoughlin	2:03.358	3	2:03.132	+0.226
52	Jason Minshaw	2:03.535	9	2:02.943	+0.592
41	George Pochciol	2:03.540	3	2:03.297	+0.243
25	Scarborough/Ratclif	2:03.993	20	2:03.181	+0.812
90	Simon Blanckley	2:04.541	19	2:04.169	+0.372
48	Robin Benn	2:06.749	3	2:06.749	+0.000
9	Mallett/Rowley	2:07.144	22	2:06.398	+0.746
61	Mark Roberts	2:07.234	22	2:07.071	+0.163
14	Clayson/Snowdon	2:11.839	3	2:11.042	+0.797
77	Allen/Roberts	2:12.984	20	2:12.684	+0.300

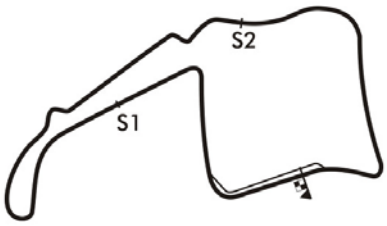

Session Start: 15:41:26 - Finish: 16:32:19
Weather/Track Conditions: Cloud/Dry
Circuit: Oulton Park International
Track Length: 4.332 Km - 2.6918 miles

Printed: 27-08-2018 - 16:36

Oulton Park Gold Cup Historic Race Meeting - 25 - 27 Aug 2018

Historic Touring Car Challenge with Tony Dron Trophy

Race 17 - Best Sector Speeds

	NO	SECTOR 1	MPH	NO	SECTOR 2	MPH	NO	SECTOR 3	MPH
1	123	Ric Wood	124.6	123	Ric Wood	108.3	123	Ric Wood	114.2
2	40	Hogarth/Boardman	121.0	81	Goff/Fox	105.2	81	Goff/Fox	111.0
3	81	Goff/Fox	118.7	40	Hogarth/Boardman	104.4	40	Hogarth/Boardman	109.9
4	10	Smith/Moulton-Smith	118.1	10	Smith/Moulton-Smith	103.5	10	Smith/Moulton-Smith	108.8
5	3	Overington/Stevens	112.0	6	Tom Houlbrook	98.8	6	Tom Houlbrook	104.9
6	32	Jim McLoughlin	111.8	32	Jim McLoughlin	97.0	32	Jim McLoughlin	104.1
7	6	Tom Houlbrook	111.7	15	John Spiers	96.6	7	Patrick Watts	101.9
8	7	Patrick Watts	111.3	7	Patrick Watts	95.6	3	Overington/Stevens	101.6
9	20	K.Clarke/T.Clarke	109.9	3	Overington/Stevens	95.1	15	John Spiers	101.6
10	15	John Spiers	109.5	41	George Pochciol	94.4	20	K.Clarke/T.Clarke	101.3
11	41	George Pochciol	108.3	20	K.Clarke/T.Clarke	93.6	41	George Pochciol	101.1
12	44	Morris/Shephard	107.9	44	Morris/Shephard	93.4	44	Morris/Shephard	99.0
13	29	Hart/Nuthall	107.1	9	Mallett/Rowley	93.0	9	Mallett/Rowley	98.3
14	25	Scarborough/Ratcliff	106.9	31	Wood/Ely	93.0	25	Scarborough/Ratcliff	98.3
15	9	Mallett/Rowley	106.1	29	Hart/Nuthall	92.7	31	Wood/Ely	98.3
16	31	Wood/Ely	106.1	25	Scarborough/Ratcliff	92.3	29	Hart/Nuthall	98.0
17	52	Jason Minshaw	104.9	141	Tom Burgess	91.1	52	Jason Minshaw	97.3
18	141	Tom Burgess	104.1	52	Jason Minshaw	90.6	141	Tom Burgess	97.0
19	90	Simon Blanckley	104.0	90	Simon Blanckley	90.0	48	Robin Benn	96.2
20	48	Robin Benn	102.5	14	Clayson/Snowdon	89.9	90	Simon Blanckley	95.9
21	14	Clayson/Snowdon	101.0	48	Robin Benn	88.8	14	Clayson/Snowdon	95.5
22	77	Allen/Roberts	99.7	61	Mark Roberts	84.2	61	Mark Roberts	90.2
23	61	Mark Roberts	97.7	77	Allen/Roberts	82.9	77	Allen/Roberts	89.9

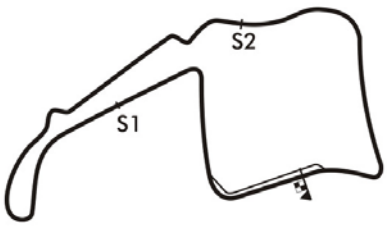

Session Start: 15:41:26 - Finish: 16:32:19
Weather/Track Conditions: Cloud/Dry
Circuit: Oulton Park International
Track Length: 4.332 Km - 2.6918 miles
Printed: 27-08-2018 - 16:36

Oulton Park Gold Cup Historic Race Meeting - 25 - 27 Aug 2018

Historic Touring Car Challenge with Tony Dron Trophy

Race 17 - Lap Chart

Lap 1			Lap 2			Lap 3			Lap 4			Lap 5			Lap 6		
NO	Behind	Laptime	NO	Behind	Laptime	NO	Behind	Laptime	NO	Behind	Laptime	NO	Behind	Laptime	NO	Behind	Laptime
123		1:57.331	123		1:52.907	123		1:52.979	123		1:53.685	123		1:53.791	123		1:54.461
10	2.877	2:00.208	10	4.016	1:54.046	10	5.482	1:54.445	10	5.320	1:53.523	40	6.812	1:54.442	40	6.918	1:54.567
40	3.834	2:01.165	40	5.443	1:54.516	40	6.591	1:54.127	40	6.161	1:53.255	10	6.973	1:55.444	10	7.303	1:54.791
6	5.208	2:02.539	81	8.591	1:55.946	81	11.431	1:55.819	81	15.142	1:57.396	81	19.189	1:57.838	77	1 LAP	2:17.324
81	5.552	2:02.883	6	11.079	1:58.778	6	15.094	1:56.994	6	17.976	1:56.567	6	20.229	1:56.044	81	22.872	1:58.144
44	10.787	2:08.118	44	22.484	2:04.604	20	32.116	2:02.407	20	40.884	2:02.453	20	49.267	2:02.174	6	23.567	1:57.799
15	11.854	2:09.185	20	22.688	2:03.405	7	33.112	2:02.367	7	42.079	2:02.652	7	50.578	2:02.290	20	56.809	2:02.003
20	12.190	2:09.521	15	23.694	2:04.747	15	34.359	2:03.644	15	43.310	2:02.636	15	51.457	2:01.938	7	58.222	2:02.105
7	12.556	2:09.887	7	23.724	2:04.075	44	35.118	2:05.613	31	44.633	2:02.621	31	52.804	2:01.962	15	59.005	2:02.009
31	13.802	2:11.133	31	24.650	2:03.755	31	35.697	2:04.026	44	45.958	2:04.525	44	55.060	2:02.893	31	59.620	2:01.277
141	14.140	2:11.471	141	25.123	2:03.890	141	36.200	2:04.056	141	46.872	2:04.357	141	55.822	2:02.741	44	1:03.708	2:03.109
3	15.846	2:13.177	3	27.191	2:04.252	3	38.399	2:04.187	3	47.961	2:03.247	3	56.686	2:02.516	141	1:04.304	2:02.943
25	16.653	2:13.984	25	28.503	2:04.757	25	39.868	2:04.344	29	2 LAPS	5:20.076	29	2 LAPS	2:05.386	3	1:05.110	2:02.885
41	17.489	2:14.820	32	29.732	2:04.600	32	40.111	2:03.358	25	50.537	2:04.354	32	1:01.326	2:04.555	29	2 LAPS	2:04.607
32	18.039	2:15.370	41	30.675	2:06.093	41	41.236	2:03.540	32	50.562	2:04.136	25	1:01.551	2:04.805	32	1:11.723	2:04.858
52	19.099	2:16.430	52	31.555	2:05.363	52	42.424	2:03.848	41	51.739	2:04.188	41	1:01.987	2:04.039	25	1:13.031	2:05.941
9	20.872	2:18.203	9	35.626	2:07.661	9	50.370	2:07.723	52	53.690	2:04.951	52	1:03.985	2:04.086	41	1:13.326	2:05.800
90	22.415	2:19.746	90	36.561	2:07.053	90	50.749	2:07.167	9	1:05.608	2:08.923	90	1:21.078	2:08.907	52	1:14.140	2:04.616
48	23.899	2:21.230	48	38.517	2:07.525	48	52.287	2:06.749	90	1:05.962	2:08.898	9	1:21.853	2:10.036	90	1:33.768	2:07.151
61	24.310	2:21.641	61	40.049	2:08.646	61	55.278	2:08.208	48	1:07.887	2:09.285	61	1:24.039	2:07.752	9	1:36.172	2:08.780
14	25.814	2:23.145	14	44.813	2:11.906	14	1:03.673	2:11.839	61	1:10.078	2:08.485	14	1:43.542	2:13.790	61	1:37.661	2:08.083
77	30.916	2:28.247	77	55.533	2:17.524	77	1:19.481	2:16.927	14	1:23.543	2:13.555						
29	1:08.840	3:06.171							77	1:43.309	2:17.513						

Session Start: 15:41:26 - Finish: 16:32:19
Weather/Track Conditions: Cloud/Dry
Circuit: Oulton Park International
Track Length: 4.332 Km - 2.6918 miles
Printed: 27-08-2018 - 16:36

MST
Results: www.mstworld.com. Live Timing: https://livetiming.getraceresults.com/mst. Email: timing@mstworld.com

Oulton Park Gold Cup Historic Race Meeting - 25 - 27 Aug 2018

Historic Touring Car Challenge with Tony Dron Trophy

Race 17 - Lap Chart

Lap 7			Lap 8			Lap 9			Lap 10			Lap 11			Lap 12		
NO	Behind	Laptime	NO	Behind	Laptime	NO	Behind	Laptime	NO	Behind	Laptime	NO	Behind	Laptime	NO	Behind	Laptime
123		1:55.842	40		2:44.549	40		1:55.200	10		1:54.852	10		1:53.676	**10**		2:00.739
40	7.144	1:56.068	14	1 LAP	2:44.333	10	0.118	1:54.135	**40**	5.288	2:00.258	6	13.401	1:58.343	**6**	14.939	2:02.277
14	1 LAP	2:15.158	10	1.183	2:44.149	81	4.589	1:57.459	81	8.118	1:58.499	**81**	18.062	2:03.620	**29**	4 LAPS	2:10.528
10	8.727	1:57.266	**123**	1.572	2:53.265	6	5.136	1:56.710	6	8.734	1:58.568	29	4 LAPS	2:02.207	**20**	57.641	2:10.531
81	36.030	2:09.000	81	2.330	2:17.993	14	1 LAP	2:12.329	29	4 LAPS	5:11.105	20	47.849	2:04.038	31	59.968	2:08.159
6	36.663	2:08.938	6	3.626	2:18.656	20	31.510	2:01.917	14	1 LAP	2:13.058	**7**	52.091	2:06.131	141	1:04.001	2:04.545
77	1 LAP	2:21.811	77	1 LAP	2:27.148	7	32.479	2:02.363	20	37.487	2:00.947	31	52.548	2:02.263	123	1:22.170	2:05.512
20	1:06.883	2:05.916	20	24.793	2:09.603	77	1 LAP	2:17.617	7	39.636	2:02.127	141	1:00.195	2:05.491	40	1:22.603	2:03.609
7	1:09.518	2:07.138	7	25.316	2:07.491	31	37.686	2:01.968	31	43.961	2:01.245	**15**	1:01.383	2:09.114	9	1 LAP	3:46.511
15	1:14.824	2:11.661	15	28.855	2:05.724	15	37.909	2:04.254	15	45.945	2:03.006	**14**	1 LAP	2:20.584	**77**	1 LAP	2:22.413
31	1:15.414	2:11.636	31	30.918	2:07.197	44	38.634	2:02.396	44	46.775	2:03.111	**44**	1:04.722	2:11.623	**25**	1:42.725	2:13.710
44	1:17.917	2:10.051	44	31.438	2:05.214	141	40.032	2:02.755	141	48.380	2:03.318	**3**	1:05.716	2:10.812	**52**	1:43.671	2:14.072
141	1:18.833	2:10.371	141	32.477	2:05.337	3	41.207	2:01.601	3	48.580	2:02.343	123	1:17.397	1:54.074	81	2:02.625	3:45.302
3	1:20.639	2:11.371	3	34.806	2:05.860	25	1:07.415	2:04.130	77	1 LAP	2:17.382	40	1:19.733	3:08.121	90	2:03.369	2:17.498
25	1:44.093	2:26.904	25	58.485	2:06.085	41	1:07.599	2:03.911	123	1:16.999	1:55.674	77	1 LAP	2:15.309	7	3:10.866	4:19.514
41	1:44.637	2:27.153	41	58.888	2:05.944	52	1:08.792	2:03.535	25	1:18.616	2:06.171	25	1:29.754	2:04.814	15	3:11.952	4:11.308
52	1:45.781	2:27.483	52	1:00.457	2:06.369	123	1:16.295	3:09.923	52	1:19.656	2:05.834	52	1:30.338	2:04.358	44	3:12.976	4:08.993
29	2 LAPS	2:30.818	90	1:06.491	2:07.843	90	1:19.915	2:08.624	90	1:32.458	2:07.513	90	1:46.610	2:07.828	14	1 LAP	4:11.107
32	1:47.546	2:31.665	9	1:11.627	2:09.478	9	1:24.519	2:08.092	61	1:38.598	2:08.001	**61**	1:59.126	2:14.204	3	3:14.087	4:09.110
90	1:50.341	2:12.415	61	1:12.975	2:09.574	61	1:25.567	2:07.792	**9**	1:42.271	2:12.722						
9	1:53.842	2:13.512															
61	1:55.094	2:13.275															

Session Start: 15:41:26 - Finish: 16:32:19
Weather/Track Conditions: Cloud/Dry
Circuit: Oulton Park International
Track Length: 4.332 Km - 2.6918 miles
Printed: 27-08-2018 - 16:36

MST
Results: www.mstworld.com. Live Timing: https://livetiming.getraceresults.com/mst. Email: timing@mstworld.com

Oulton Park Gold Cup Historic Race Meeting - 25 - 27 Aug 2018

Historic Touring Car Challenge with Tony Dron Trophy

Race 17 - Lap Chart

Lap 13			Lap 14			Lap 15			Lap 16			Lap 17			Lap 18		
NO	Behind	Laptime	NO	Behind	Laptime	NO	Behind	Laptime	NO	Behind	Laptime	NO	Behind	Laptime	NO	Behind	Laptime
31		2:14.633	10		2:35.602	123		1:54.828	40		1:53.619	40		1:51.623	40		1:50.739
141	4.330	2:14.930	123	0.169	2:34.726	40	0.384	1:54.929	123	0.128	1:54.131	123	0.894	1:52.389	123	1.458	1:51.303
61	1 LAP	3:26.647	40	0.452	2:34.355	7	1 LAP	2:02.375	10	2.115	1:53.713	10	3.216	1:52.724	10	6.752	1:54.275
10	10.893	3:25.494	6	1.061	2:31.649	10	2.405	1:57.402	90	1 LAP	2:08.286	31	1 LAP	2:12.287	6	20.949	1:56.843
123	11.938	2:04.369	**31**	1.957	2:48.452	15	1 LAP	2:04.441	6	9.841	1:58.848	6	14.845	1:56.627	31	1 LAP	2:11.315
40	12.592	2:04.590	9	1 LAP	2:15.330	6	4.996	1:58.932	7	1 LAP	2:02.948	7	1 LAP	2:02.078	7	1 LAP	2:02.544
6	15.907	3:15.569	29	4 LAPS	2:14.558	44	1 LAP	2:04.993	15	1 LAP	2:03.241	90	1 LAP	2:06.520	15	1 LAP	2:02.048
9	1 LAP	2:16.540	81	16.152	2:03.870	3	1 LAP	2:06.447	44	1 LAP	2:03.149	15	1 LAP	2:02.327	3	1 LAP	2:02.173
29	4 LAPS	3:18.318	141	39.695	3:21.860	29	4 LAPS	2:03.368	3	1 LAP	2:00.548	3	1 LAP	2:00.818	90	1 LAP	2:06.793
81	58.777	2:10.753	41	3 LAPS	2:09.714	61	1 LAP	2:09.764	77	2 LAPS	2:20.797	44	1 LAP	2:03.452	44	1 LAP	2:04.628
90	1:06.664	2:17.896	20	1:01.645	2:15.374	14	2 LAPS	2:15.281	29	4 LAPS	2:00.184	29	4 LAPS	2:00.227	29	4 LAPS	2:03.264
41	3 LAPS	9:20.077	25	1:08.498	2:04.513	9	1 LAP	2:09.815	61	1 LAP	2:07.781	77	2 LAPS	2:15.060	41	4 LAPS	3:24.049
20	1:32.766	3:49.726	52	1:08.889	2:04.616	81	22.561	2:01.406	81	32.694	2:04.136	61	1 LAP	2:08.300	61	1 LAP	2:08.189
25	1:50.480	3:22.356	77	1 LAP	2:18.158	141	50.640	2:05.942	9	1 LAP	2:14.042	9	1 LAP	2:09.835	77	2 LAPS	2:14.633
52	1:50.768	3:21.698	90	1:50.300	3:30.131	41	3 LAPS	2:06.609	**14**	2 LAPS	2:30.485	141	1:17.501	2:05.653	9	1 LAP	2:09.395
77	1 LAP	3:47.316				20	1:11.714	2:05.066	141	1:03.471	2:06.834	81	1:18.037	2:36.966	141	1:30.651	2:03.889
7	2:40.764	2:44.499				25	1:19.095	2:05.594	**41**	3 LAPS	2:09.907	20	1:37.261	2:04.716	81	1:30.861	2:03.563
15	2:41.938	2:44.587				52	1:20.022	2:06.130	20	1:24.168	2:06.457	25	1:43.130	2:04.306	20	1:50.686	2:04.164
44	2:42.655	2:44.280				31	1:38.940	3:31.980	25	1:30.447	2:05.355	52	1:43.459	2:04.035			
14	1 LAP	2:44.950							52	1:31.047	2:05.028						
3	2:44.372	2:44.886															
61	2:46.469	2:36.036															

Session Start: 15:41:26 - Finish: 16:32:19
Weather/Track Conditions: Cloud/Dry
Circuit: Oulton Park International
Track Length: 4.332 Km - 2.6918 miles
Printed: 27-08-2018 - 16:36

MST
Results: www.mstworld.com. Live Timing: https://livetiming.getraceresults.com/mst. Email: timing@mstworld.com

Oulton Park Gold Cup Historic Race Meeting - 25 - 27 Aug 2018

Historic Touring Car Challenge with Tony Dron Trophy

Race 17 - Lap Chart

Lap 19			Lap 20			Lap 21			Lap 22			Lap 23			Lap 24		
NO	Behind	Laptime	NO	Behind	Laptime	NO	Behind	Laptime	NO	Behind	Laptime	NO	Behind	Laptime	NO	Behind	Laptime
123		1:53.667	40		1:53.164	40		1:51.238	40		1:52.962	40		1:52.024	40		1:51.276
40	1.169	1:56.294	123	0.004	1:54.337	123	1.555	1:52.789	**123**	6.815	1:58.222	**41**	5 LAPS	2:14.012	31	2 LAPS	2:12.569
25	1 LAP	2:05.125	10	3.964	1:53.538	10	5.706	1:52.980	9	2 LAPS	2:07.824	61	2 LAPS	2:07.787	10	12.321	1:53.472
52	1 LAP	2:05.337	20	1 LAP	2:04.505	20	1 LAP	2:03.865	10	7.577	1:54.833	10	10.125	1:54.572	123	19.683	1:53.595
10	4.759	1:53.132	25	1 LAP	2:04.823	25	1 LAP	2:03.993	141	1 LAP	2:04.810	123	17.364	2:02.573	61	2 LAPS	2:07.234
6	23.371	1:57.547	52	1 LAP	2:05.378	52	1 LAP	2:05.766	77	3 LAPS	2:17.090	141	1 LAP	2:04.008	141	1 LAP	2:04.035
7	1 LAP	2:02.854	6	25.956	1:56.918	6	32.922	1:58.204	20	1 LAP	2:04.714	9	2 LAPS	2:08.858	9	2 LAPS	2:07.144
31	1 LAP	2:10.724	7	1 LAP	2:02.870	3	1 LAP	2:01.263	25	1 LAP	2:04.067	77	3 LAPS	2:12.984	41	5 LAPS	2:32.341
3	1 LAP	2:01.298	3	1 LAP	2:01.175	7	1 LAP	2:03.282	6	39.415	1:59.455	20	1 LAP	2:03.820	6	54.697	1:59.577
15	1 LAP	2:03.889	15	1 LAP	2:03.685	15	1 LAP	2:02.367	52	1 LAP	2:07.353	6	46.396	1:59.005	20	1 LAP	2:04.809
44	1 LAP	2:04.048	44	1 LAP	2:02.250	44	1 LAP	2:01.694	7	1 LAP	2:03.366	25	1 LAP	2:04.718	77	3 LAPS	2:13.490
29	4 LAPS	2:04.223	31	1 LAP	2:10.558	29	4 LAPS	2:01.613	15	1 LAP	2:02.470	52	1 LAP	2:08.935	25	1 LAP	2:04.166
90	1 LAP	2:06.547	29	4 LAPS	2:02.255	90	1 LAP	2:05.209	44	1 LAP	2:01.791	7	1 LAP	2:03.324	52	1 LAP	2:09.105
41	4 LAPS	2:05.619	90	1 LAP	2:04.541	31	1 LAP	2:10.897	29	4 LAPS	2:01.819	15	1 LAP	2:02.213	7	1 LAP	2:04.014
61	1 LAP	2:07.319	41	4 LAPS	2:06.349	41	4 LAPS	2:06.791	90	1 LAP	2:06.228	44	1 LAP	2:01.683	15	1 LAP	2:03.031
77	2 LAPS	2:14.166	61	1 LAP	2:07.658	61	1 LAP	2:07.539	3	1 LAP	2:27.595	29	4 LAPS	2:01.541	29	4 LAPS	2:01.507
9	1 LAP	2:08.094	77	2 LAPS	2:13.332				31	1 LAP	2:12.410	3	1 LAP	2:01.071	44	1 LAP	2:02.265
81	1:36.142	2:00.406	9	1 LAP	2:08.065							90	1 LAP	2:06.905	14	9 LAPS	15:54.463
141	1:39.179	2:03.653	81	1:44.135	2:02.326												
			141	1:48.221	2:03.375												

Session Start: 15:41:26 - Finish: 16:32:19
Weather/Track Conditions: Cloud/Dry
Circuit: Oulton Park International
Track Length: 4.332 Km - 2.6918 miles
Printed: 27-08-2018 - 16:36

MST
Results: www.mstworld.com. Live Timing: https://livetiming.getraceresults.com/mst. Email: timing@mstworld.com

Oulton Park Gold Cup Historic Race Meeting - 25 - 27 Aug 2018

Historic Touring Car Challenge with Tony Dron Trophy

Race 17 - Lap Chart

Lap 25			Lap 26		
NO	Behind	Laptime	NO	Behind	Laptime
40		1:51.605	40		2:27.527
3	2 LAPS	2:03.871			
90	2 LAPS	2:06.219			
10	15.316	1:54.600			
123	20.653	1:52.575			
31	2 LAPS	2:11.313			
61	2 LAPS	2:07.792			
141	1 LAP	2:03.391			
9	2 LAPS	2:07.245			
41	5 LAPS	2:05.037			
6	1:03.411	2:00.319			
20	1 LAP	2:02.795			
25	1 LAP	2:06.017			
77	3 LAPS	2:13.504			
52	1 LAP	2:07.168			
7	1 LAP	2:02.439			
15	1 LAP	2:02.624			
29	4 LAPS	2:02.669			
44	1 LAP	2:02.587			
3	1 LAP	2:02.319			
90	1 LAP	2:06.587			
14	9 LAPS	2:28.319			

Session Start: 15:41:26 - Finish: 16:32:19
Weather/Track Conditions: Cloud/Dry
Circuit: Oulton Park International
Track Length: 4.332 Km - 2.6918 miles
Printed: 27-08-2018 - 16:36

MST
Results: www.mstworld.com. Live Timing: https://livetiming.getraceresults.com/mst. Email: timing@mstworld.com

Historic Sports Car Club

Oulton Park Gold Cup

Saturday 25th – Monday 27th August 2018

Results Booklet

Timing & Results by MST SYSTEMS Ltd.
www.mstworld.com

© MST SYSTEMS Ltd. 2018
The Haysfield, Spring Lane North, Malvern, Worcestershire WR14 1GF
tel: +44 (0)1684 560614 email: motorsport@mstworld.com

Oulton Park Circuit

Little Budworth, Tarporley, Cheshire CW69BW

www.oultonpark.co.uk

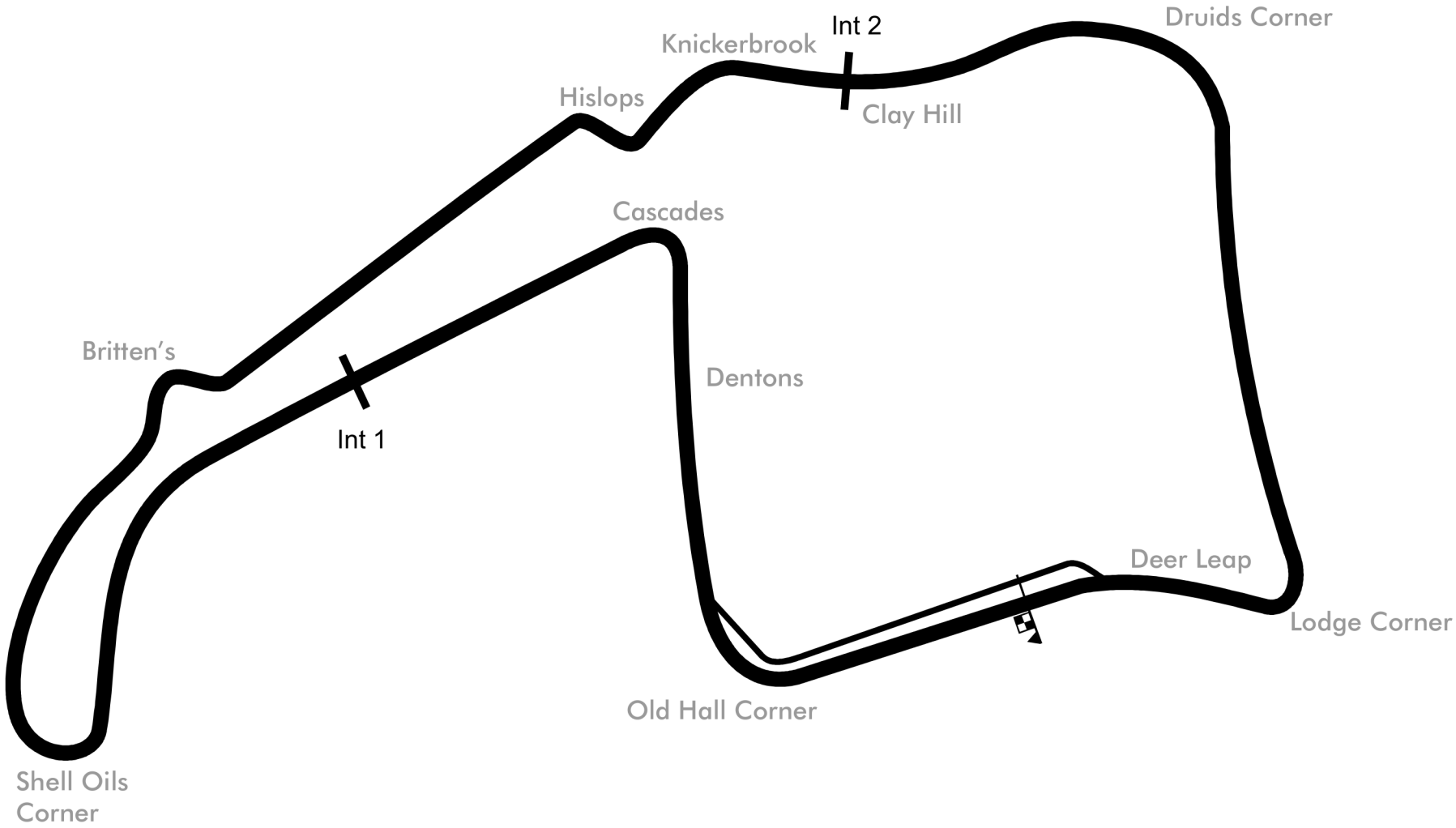

Circuit Length:	2.692 M / 4.332 km
Pit Lane:	200m, 12s @ 60km/h
Intermediate 1:	1.168 km
Intermediate 2:	3.077 km
Start line offset:	0 m

Oulton Park Gold Cup Historic Race Meeting - 25 - 27 Aug 2018

HSCC Historic Formula Ford supported by Carless Race Fuels with Vital Equipment

Qualifying for Race 18 - Classification

Sheet No:

POS	NO	DRIVER/S	CLASS	CLASS POS	CAR MAKE / MODEL	TIME	ON	LAPS	GAP	DIFF	MPH
1	43	Callum Grant		1	Merlyn Mk20A	1:53.205	5	7			85.60
2	37	Will Nuthall		2	Jamun T2	1:53.577	6	7	0.372	0.372	85.32
3	24	Ben Mitchell		3	Merlyn Mk20	1:53.964	6	7	0.759	0.387	85.03
4	64	Benjamin Tusting		4	Merlyn Mk20A	1:54.000	6	7	0.795	0.036	85.00
5	73	Ed Thurston		5	Elden Mk8	1:54.812	5	5	1.607	0.812	84.40
6	36	Rob Smith	OF	1	Merlyn Mk20	1:54.849	4	5	1.644	0.037	84.38
7	89	Ted Pearson	OF	2	Merlyn Mk11/17	1:54.932	6	7	1.727	0.083	84.31
8	22	Timothy Brise	OF	3	Merlyn Mk20	1:56.145	6	7	2.940	1.213	83.43
9	70	Daniel Stanzl		6	Elden Mk8	1:56.389	5	7	3.184	0.244	83.26
10	17	Brian Morris	OF	4	Lola T202	1:56.797	4	5	3.592	0.408	82.97
11	54	Alex Meek	OF	5	Merlyn Mk20A	1:57.338	6	7	4.133	0.541	82.59
12	41	Paul Unsworth	OF	6	Palliser WDF3	1:59.402	7	7	6.197	2.064	81.16
13	110	Daniel Pyett		7	Titan Mk4	1:59.738	7	7	6.533	0.336	80.93
14	66	Andy Wiggins	OF	7	Titan Mk6	2:00.491	6	7	7.286	0.753	80.42
15	14	Phil Nelson	OF	8	Hawke DL2B	2:00.955	5	7	7.750	0.464	80.12
16	199	John Evans	OF	9	Lotus 51	2:07.956	6	6	14.751	7.001	75.73
17	31	John Emery	OF	10	Lola T200	2:10.297	6	6	17.092	2.341	74.37
18	50	John Roberts	OF	11	Merlyn Mk11A			1			0.00

Session Start: 10:08:18 - Finish: 10:23:18
Weather/Track Conditions: Cloud/Dry
Circuit: Oulton Park International
Track Length: 4.332 Km - 2.6918 miles

These results are provisional until the conclusion of any judicial and technical matters.

Clerk of the Course:	Timekeeper:	Issued at:
Julian Floyd	Nick Palmer	

Oulton Park Gold Cup Historic Race Meeting - 25 - 27 Aug 2018

HSCC Historic Formula Ford supported by Carless Race Fuels with Vital Equipment

Qualifying for Race 18 - Sector Analysis

14 Phil Nelson (OF) — Hawke DL2B

lap	Sect-1	Speed	Sect-2	Speed	Sect-3	Speed	Laptime	Pit	lap	Sect-1	Speed	Sect-2	Speed	Sect-3	Speed	Laptime	Pit
1	Out	99.2	1:00.399	89.2	34.080	94.2	2:03.385		5	30.244	103.2	57.400	90.5	33.311	95.9	2:00.955	
2	31.311	99.2	58.024	88.9	35.378	91.7	2:04.713		6	29.661	104.9	57.396	91.7	34.889	94.3	2:01.946	
3	34.648	68.9	1:53.635	35.0	1:08.461	38.7	3:36.744		7	30.446	104.3	59.348	90.5	34.811	92.6	2:04.605	
4	51.869	97.9	1:07.511	88.6	35.332	94.0	2:34.712		8								

17 Brian Morris (OF) — Lola T202

lap	Sect-1	Speed	Sect-2	Speed	Sect-3	Speed	Laptime	Pit	lap	Sect-1	Speed	Sect-2	Speed	Sect-3	Speed	Laptime	Pit
1							1:57.819		4							1:56.797	
2							3:48.665		5							1:57.470	
3							4:23.227		6								

22 Timothy Brise (OF) — Merlyn Mk20

lap	Sect-1	Speed	Sect-2	Speed	Sect-3	Speed	Laptime	Pit	lap	Sect-1	Speed	Sect-2	Speed	Sect-3	Speed	Laptime	Pit
1	Out	101.0	59.739	88.5	33.644	97.3	2:01.612		5	29.020	106.6	55.475	93.5	32.289	98.3	1:56.784	
2	29.721	106.7	58.127	91.0	33.430	96.3	2:01.278		6	28.605	106.7	55.274	93.0	32.266	97.4	1:56.145	
3	41.240	28.9	1:53.688	40.9	1:10.089	37.9	3:45.017		7	28.663	106.1	55.252	93.0	34.207	94.7	1:58.122	
4	49.605	88.9	1:05.875	89.9	35.091	97.4	2:30.571		8								

24 Ben Mitchell ( ) — Merlyn Mk20

lap	Sect-1	Speed	Sect-2	Speed	Sect-3	Speed	Laptime	Pit	lap	Sect-1	Speed	Sect-2	Speed	Sect-3	Speed	Laptime	Pit
1	Out	103.8	55.746	92.0	33.178	96.0	1:56.040		5	28.065	110.2	54.247	93.9	31.952	98.4	1:54.264	
2	28.608	106.4	54.986	91.8	32.416	98.6	1:56.010		6	27.814	107.4	54.176	94.0	31.974	98.6	1:53.964	
3	50.223	39.3	1:53.557	42.5	1:11.121	41.7	3:54.901		7	27.809	106.9	54.402	94.0	33.130	95.2	1:55.341	
4	44.549	89.7	1:04.660	88.4	36.019	100.8	2:25.228		8								

31 John Emery (OF) — Lola T200

lap	Sect-1	Speed	Sect-2	Speed	Sect-3	Speed	Laptime	Pit	lap	Sect-1	Speed	Sect-2	Speed	Sect-3	Speed	Laptime	Pit
1	Out	90.5	1:07.890	84.5	37.362	93.5	2:19.730		4	53.879	81.1	1:06.730	87.9	36.147	95.4	2:36.756	
2	34.460	97.7	1:02.743	86.5	37.629	91.2	2:14.832		5	33.205	94.8	1:04.449	88.4	36.274	94.3	2:13.928	
3	34.093	98.8	1:28.624	31.5	1:07.851	38.4	3:10.568		6	32.083	99.1	1:01.996	88.9	36.218	93.1	2:10.297	

36 Rob Smith (OF) — Merlyn Mk20

lap	Sect-1	Speed	Sect-2	Speed	Sect-3	Speed	Laptime	Pit	lap	Sect-1	Speed	Sect-2	Speed	Sect-3	Speed	Laptime	Pit
1							1:56.215		4							1:54.849	
2							3:50.509		5							1:57.703	
3							4:20.015		6								

37 Will Nuthall ( ) — Jamun T2

lap	Sect-1	Speed	Sect-2	Speed	Sect-3	Speed	Laptime	Pit	lap	Sect-1	Speed	Sect-2	Speed	Sect-3	Speed	Laptime	Pit
1	Out	101.8	58.345	90.6	32.522	95.9	1:58.431		5	28.000	108.1	54.384	94.5	31.469	100.3	1:53.853	
2	28.750	105.9	55.618	91.6	32.510	96.0	1:56.878		6	27.804	110.8	54.180	94.0	31.593	97.7	1:53.577	
3	46.589	39.2	1:52.823	44.4	1:10.785	42.4	3:50.197		7	28.015	107.2	54.191	94.4	35.941	86.2	1:58.147	
4	46.273	80.7	1:03.150	76.9	35.539	98.4	2:24.962		8								

41 Paul Unsworth (OF) — Palliser WDF3

lap	Sect-1	Speed	Sect-2	Speed	Sect-3	Speed	Laptime	Pit	lap	Sect-1	Speed	Sect-2	Speed	Sect-3	Speed	Laptime	Pit
1	Out	89.4	1:06.345	83.1	37.191	93.4	2:17.107		5	29.802	103.8	57.587	92.7	32.928	99.9	2:00.317	
2	33.360	97.8	1:00.573	85.9	36.861	86.6	2:10.794		6	29.890	105.9	57.503	92.7	33.007	97.9	2:00.400	
3	34.260	97.9	1:31.558	33.8	1:08.705	34.5	3:14.523		7	29.537	104.1	57.313	93.0	32.552	97.0	1:59.402	
4	52.444	91.8	1:06.720	83.5	35.297	97.3	2:34.461		8								

43 Callum Grant ( ) — Merlyn Mk20A

lap	Sect-1	Speed	Sect-2	Speed	Sect-3	Speed	Laptime	Pit	lap	Sect-1	Speed	Sect-2	Speed	Sect-3	Speed	Laptime	Pit
1	Out	92.0	57.991	92.1	32.277	96.0	1:59.542		5	27.842	109.9	53.945	95.5	31.418	100.2	1:53.205	
2	28.286	106.4	54.931	92.5	31.993	96.3	1:55.210		6	28.110	108.1	54.142	93.6	31.841	99.3	1:54.093	
3	48.887	37.1	1:52.779	41.6	1:10.924	44.0	3:52.590		7	27.880	107.9	54.428	95.5	43.881	91.0	2:06.189	
4	45.970	83.0	1:03.650	79.6	35.694	98.9	2:25.314		8								

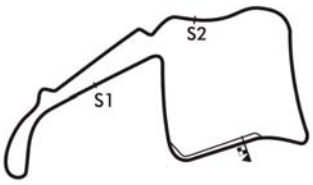

Session Start: 10:08:18 - Finish: 10:23:18
Weather/Track Conditions: Cloud/Dry
Circuit: Oulton Park International
Track Length: 4.332 Km - 2.6918 miles
Printed: 27-08-2018 - 10:27

MST
Results: www.mstworld.com. Live Timing: https://livetiming.getraceresults.com/mst. Email: timing@mstworld.com

Oulton Park Gold Cup Historic Race Meeting - 25 - 27 Aug 2018

HSCC Historic Formula Ford supported by Carless Race Fuels with Vital Equipment

Qualifying for Race 18 - Sector Analysis

50 John Roberts (OF) — Merlyn Mk11A

lap	Sect-1	Speed	Sect-2	Speed	Sect-3	Speed	Laptime	Pit	lap	Sect-1	Speed	Sect-2	Speed	Sect-3	Speed	Laptime	Pit
1	Out	96.8	1:00.609	90.1	33.841	94.7	2:02.446		2								

54 Alex Meek (OF) — Merlyn Mk20A

lap	Sect-1	Speed	Sect-2	Speed	Sect-3	Speed	Laptime	Pit	lap	Sect-1	Speed	Sect-2	Speed	Sect-3	Speed	Laptime	Pit
1	Out	98.9	1:00.528	89.7	34.240	91.6	2:03.507		5	29.512	105.2	57.301	93.6	33.497	95.5	2:00.310	
2	30.636	102.4	58.041	89.8	36.374	82.7	2:05.051		6	28.711	104.3	56.166	91.6	32.461	95.8	1:57.338	
3	36.029	63.8	1:53.357	37.8	1:08.608	39.7	3:37.994		7	29.008	103.5	56.209	91.5	54.123	89.2	2:19.340	
4	51.344	100.9	1:06.690	87.1	36.104	95.2	2:34.138		8								

64 Benjamin Tusting ( ) — Merlyn Mk20A

lap	Sect-1	Speed	Sect-2	Speed	Sect-3	Speed	Laptime	Pit	lap	Sect-1	Speed	Sect-2	Speed	Sect-3	Speed	Laptime	Pit
1	Out	107.6	55.343	93.6	31.724	99.2	1:54.128		5	28.224	107.6	54.547	95.3	32.428	99.9	1:55.199	
2	28.368	109.5	54.580	92.8	32.002	96.5	1:54.950		6	27.744	107.1	54.167	95.7	32.089	100.6	1:54.000	
3	49.437	38.1	1:54.115	38.4	1:10.773	41.8	3:54.325		7	27.493	109.0	53.884	94.4			2:13.396	
4	44.000	88.0	1:05.845	87.5	36.033	97.9	2:25.878		8								

66 Andy Wiggins (OF) — Titan Mk6

lap	Sect-1	Speed	Sect-2	Speed	Sect-3	Speed	Laptime	Pit	lap	Sect-1	Speed	Sect-2	Speed	Sect-3	Speed	Laptime	Pit
1	Out	93.5	1:00.612	89.8	33.895	95.4	2:04.648		5	30.144	103.0	58.174	90.6	35.143	96.2	2:03.461	
2	30.039	102.7	58.114	89.5	34.882	86.7	2:03.035		6	29.893	103.0	57.596	90.3	33.002	96.3	2:00.491	
3	38.414	53.1	1:52.776	43.2	1:09.340	38.1	3:40.530		7	29.733	102.9	57.510	90.7	33.261	97.3	2:00.504	
4	50.369	99.2	1:08.065	88.0	35.182	94.5	2:33.616		8								

70 Daniel Stanzl ( ) — Elden Mk8

lap	Sect-1	Speed	Sect-2	Speed	Sect-3	Speed	Laptime	Pit	lap	Sect-1	Speed	Sect-2	Speed	Sect-3	Speed	Laptime	Pit
1	Out	102.2	58.346	91.2	33.168	96.5	1:59.723		5	28.645	107.2	55.558	92.8	32.186	98.4	1:56.389	
2	29.167	105.2	56.169	90.9	32.932	95.0	1:58.268		6	29.598	107.1	55.404	92.7	32.476	97.4	1:57.478	
3	44.724	36.3	1:53.000	47.3	1:10.838	39.9	3:48.562		7	28.556	106.6	55.429	92.5	32.735	97.4	1:56.720	
4	47.584	98.2	1:00.312	76.8	35.871	97.4	2:23.767		8								

73 Ed Thurston ( ) — Elden Mk8

lap	Sect-1	Speed	Sect-2	Speed	Sect-3	Speed	Laptime	Pit	lap	Sect-1	Speed	Sect-2	Speed	Sect-3	Speed	Laptime	Pit
1	Out	101.9	56.621	92.0	31.877	97.4	1:56.314		4	45.527	83.3	1:03.964	84.5	35.764	99.0	2:25.255	
2	28.392	106.4	54.904	92.8	31.802	88.8	1:55.098		5	28.140	107.9	54.878	94.3	31.794	97.1	1:54.812	
3	50.382	38.4	1:52.884	41.9	1:11.032	40.8	3:54.298		6								

89 Ted Pearson (OF) — Merlyn Mk11/17

lap	Sect-1	Speed	Sect-2	Speed	Sect-3	Speed	Laptime	Pit	lap	Sect-1	Speed	Sect-2	Speed	Sect-3	Speed	Laptime	Pit
1	Out	99.7	57.036	89.5	32.657	97.4	1:57.716		5	28.261	106.9	55.837	93.4	32.262	97.6	1:56.360	
2	30.137	104.0	56.128	92.2	32.506	88.4	1:58.771		6	28.243	107.1	54.648	93.6	32.041	97.9	1:54.932	
3	42.866	33.9	1:53.142	43.4	1:11.156	38.6	3:47.164		7	27.941	106.9	55.469	92.8	33.220	94.3	1:56.630	
4	49.276	72.9	1:06.644	82.1	35.433	97.0	2:31.353		8								

110 Daniel Pyett ( ) — Titan Mk4

lap	Sect-1	Speed	Sect-2	Speed	Sect-3	Speed	Laptime	Pit	lap	Sect-1	Speed	Sect-2	Speed	Sect-3	Speed	Laptime	Pit
1	Out	90.7	1:05.894	88.8	35.694	95.1	2:14.747		5	29.727	103.3	57.944	93.1	33.254	98.6	2:00.925	
2	31.433	102.7	58.923	86.5	36.268	79.3	2:06.624		6	29.322	104.1	58.089	93.1	33.000	97.0	2:00.411	
3	34.159	93.2	1:32.156	34.7	1:07.660	35.5	3:13.975		7	29.452	105.1	56.895	93.6	33.391	97.6	1:59.738	
4	53.426	86.6	1:06.203	79.6	35.246	98.0	2:34.875		8								

199 John Evans (OF) — Lotus 51

lap	Sect-1	Speed	Sect-2	Speed	Sect-3	Speed	Laptime	Pit	lap	Sect-1	Speed	Sect-2	Speed	Sect-3	Speed	Laptime	Pit
1	Out	90.5	1:08.786	85.8	37.042	95.9	2:20.024		4	53.749	80.1	1:06.810	86.1	36.370	96.6	2:36.929	
2	33.153	101.0	1:06.030	77.6	37.262	93.1	2:16.445		5	32.139	101.8	1:03.281	89.5	35.125	96.6	2:10.545	
3	32.009	103.2	1:25.654	32.2	1:07.442	36.1	3:05.105		6	31.300	102.7	1:01.384	89.4	35.272	96.2	2:07.956	

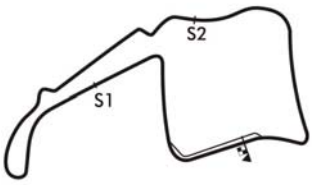

Session Start: 10:08:18 - Finish: 10:23:18
Weather/Track Conditions: Cloud/Dry
Circuit: Oulton Park International
Track Length: 4.332 Km - 2.6918 miles
Printed: 27-08-2018 - 10:27

MST
Results: www.mstworld.com. Live Timing: https://livetiming.getraceresults.com/mst. Email: timing@mstworld.com

Oulton Park Gold Cup Historic Race Meeting - 25 - 27 Aug 2018

HSCC Historic Formula Ford supported by Carless Race Fuels with Vital Equipment

Qualifying for Race 18 - Best Sector Times

	SECTOR 1			SECTOR 2			SECTOR 3		
	NO	TIME	LAP	NO	TIME	LAP	NO	TIME	LAP
1	64	27.493	7	64	53.884	7	43	31.418	5
2	73	27.662	6	43	53.945	5	37	31.469	5
3	37	27.804	6	24	54.176	6	64	31.724	1
4	24	27.809	7	37	54.180	6	73	31.794	5
5	43	27.842	5	89	54.648	6	24	31.952	5
6	89	27.941	7	73	54.878	5	89	32.041	6
7	70	28.556	7	22	55.252	7	70	32.186	5
8	22	28.605	6	70	55.404	6	22	32.266	6
9	54	28.711	6	54	56.166	6	54	32.461	6
10	110	29.322	6	110	56.895	7	41	32.552	7
11	41	29.537	7	41	57.313	7	110	33.000	6
12	14	29.661	6	14	57.396	6	66	33.002	6
13	66	29.733	7	66	57.510	7	14	33.311	5
14	199	31.300	6	50	1:00.609	1	50	33.841	1
15	31	32.083	6	199	1:01.384	6	199	35.125	5
16	17			31	1:01.996	6	31	36.147	4
17	36			17			17		
18	50			36			36		

IDEAL / BEST LAP COMPARISON

NO	NAME	BEST	IN	IDEAL	DIFF
43	Callum Grant	1:53.205	5	1:53.205	+0.000
37	Will Nuthall	1:53.577	6	1:53.453	+0.124
24	Ben Mitchell	1:53.964	6	1:53.937	+0.027
64	Benjamin Tusting	1:54.000	6	1:53.101	+0.899
73	Ed Thurston	1:54.812	5	1:54.334	+0.478
36	Rob Smith	1:54.849	4		+
89	Ted Pearson	1:54.932	6	1:54.630	+0.302
22	Timothy Brise	1:56.145	6	1:56.123	+0.022
70	Daniel Stanzl	1:56.389	5	1:56.146	+0.243
17	Brian Morris	1:56.797	4		+
54	Alex Meek	1:57.338	6	1:57.338	+0.000
41	Paul Unsworth	1:59.402	7	1:59.402	+0.000
110	Daniel Pyett	1:59.738	7	1:59.217	+0.521
66	Andy Wiggins	2:00.491	6	2:00.245	+0.246
14	Phil Nelson	2:00.955	5	2:00.368	+0.587
199	John Evans	2:07.956	6	2:07.809	+0.147
31	John Emery	2:10.297	6	2:10.226	+0.071
50	John Roberts				+

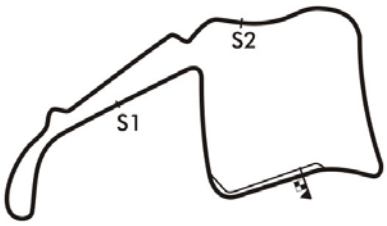

Session Start: 10:08:18 - Finish: 10:23:18
Weather/Track Conditions: Cloud/Dry
Circuit: Oulton Park International
Track Length: 4.332 Km - 2.6918 miles
Printed: 27-08-2018 - 10:27

Oulton Park Gold Cup Historic Race Meeting - 25 - 27 Aug 2018

HSCC Historic Formula Ford supported by Carless Race Fuels with Vital Equipment

Qualifying for Race 18 - Best Sector Speeds

	NO	SECTOR 1	MPH	NO	SECTOR 2	MPH	NO	SECTOR 3	MPH
1	37	Will Nuthall	110.8	64	Benjamin Tusting	95.7	24	Ben Mitchell	100.8
2	24	Ben Mitchell	110.2	43	Callum Grant	95.5	64	Benjamin Tusting	100.6
3	43	Callum Grant	109.9	37	Will Nuthall	94.5	37	Will Nuthall	100.3
4	64	Benjamin Tusting	109.5	73	Ed Thurston	94.3	43	Callum Grant	100.2
5	73	Ed Thurston	109.1	24	Ben Mitchell	94.0	41	Paul Unsworth	99.9
6	70	Daniel Stanzl	107.2	54	Alex Meek	93.6	73	Ed Thurston	99.0
7	89	Ted Pearson	107.1	89	Ted Pearson	93.6	110	Daniel Pyett	98.6
8	22	Timothy Brise	106.7	110	Daniel Pyett	93.6	70	Daniel Stanzl	98.4
9	41	Paul Unsworth	105.9	22	Timothy Brise	93.5	22	Timothy Brise	98.3
10	54	Alex Meek	105.2	41	Paul Unsworth	93.0	89	Ted Pearson	97.9
11	110	Daniel Pyett	105.1	70	Daniel Stanzl	92.8	66	Andy Wiggins	97.3
12	14	Phil Nelson	104.9	14	Phil Nelson	91.7	199	John Evans	96.6
13	199	John Evans	103.2	66	Andy Wiggins	90.7	14	Phil Nelson	95.9
14	66	Andy Wiggins	103.0	50	John Roberts	90.1	54	Alex Meek	95.8
15	31	John Emery	99.1	199	John Evans	89.5	31	John Emery	95.4
16	50	John Roberts	96.8	31	John Emery	88.9	50	John Roberts	94.7
17	17	Brian Morris	0.0	17	Brian Morris	0.0	17	Brian Morris	0.0
18	36	Rob Smith	0.0	36	Rob Smith	0.0	36	Rob Smith	0.0

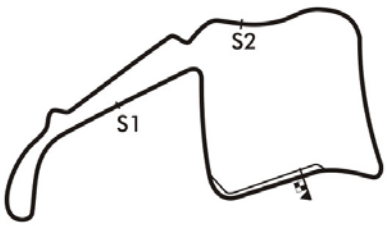

Session Start: 10:08:18 - Finish: 10:23:18
Weather/Track Conditions: Cloud/Dry
Circuit: Oulton Park International
Track Length: 4.332 Km - 2.6918 miles
Printed: 27-08-2018 - 10:27

Oulton Park Gold Cup Historic Race Meeting - 25 - 27 Aug 2018

HSCC Historic Formula Ford supported by Carless Race Fuels with Vital Equipment

Race 18 - Starting Grid - AMENDED

Sheet No:

Start Time : 16:45 - Heat Duration : 20 Minutes

ROW							
9	17	50	John Roberts				
8	15	199	John Evans	16	31	John Emery	
7	13	66	Andy Wiggins	14	14	Phil Nelson	
6	11	41	Paul Unsworth	12	110	Daniel Pyett	
5	9	17	Brian Morris	10	54	Alex Meek	
4	7	22	Timothy Brise	8	70	Daniel Stanzl	
3	5	36	Rob Smith	6	89	Ted Pearson	
2	3	24	Ben Mitchell	4	64	Benjamin Tusting	
1	1	43	Callum Grant	2	37	Will Nuthall	

Pole Right

Car 73 - withdrawn.

Circuit: Oulton Park International
Track Length: 4.332 Km - 2.6918 miles

These results are provisional until the conclusion of any judicial and technical matters.

Clerk of the Course:	Timekeeper:	Issued at:
Julian Floyd	Nick Palmer	

Oulton Park Gold Cup Historic Race Meeting - 25 - 27 Aug 2018

HSCC Historic Formula Ford supported by Carless Race Fuels with Vital Equipment

Race 18 - Classification

Sheet No:

POS	NO	DRIVER/S	CLASS	CLASS POS	CAR MAKE / MODEL	TIME	LAPS	GAP	DIFF	MPH	BEST	ON
1	24	Ben Mitchell		1	Merlyn Mk20	20:45.929	11	-- 11 laps		85.55	1:51.785	10
2	43	Callum Grant		2	Merlyn Mk20A	20:45.993	11	0.064	0.064	85.54	1:51.882	9
3	64	Benjamin Tusting		3	Merlyn Mk20A	20:46.110	11	0.181	0.117	85.54	1:51.494	10
4	36	Rob Smith	OF	1	Merlyn Mk20	20:58.526	11	12.597	12.416	84.69	1:52.760	6
5	37	Will Nuthall		4	Jamun T2	20:58.653	11	12.724	0.127	84.69	1:52.903	6
6	17	Brian Morris	OF	2	Lola T202	21:21.796	11	35.867	23.143	83.16	1:54.450	9
7	89	Ted Pearson	OF	3	Merlyn Mk11/17	21:30.130	11	44.201	8.334	82.62	1:54.794	9
8	66	Andy Wiggins	OF	4	Titan Mk6	21:38.896	11	52.967	8.766	82.06	1:55.774	8
9	22	Timothy Brise	OF	5	Merlyn Mk20	21:39.060	11	53.131	0.164	82.05	1:54.582	9
10	110	Daniel Pyett		5	Titan Mk4	21:39.486	11	53.557	0.426	82.03	1:55.345	8
11	54	Alex Meek	OF	6	Merlyn Mk20A	21:40.216	11	54.287	0.730	81.98	1:56.629	11
12	50	John Roberts	OF	7	Merlyn Mk11A	21:49.330	11	1:03.401	9.114	81.41	1:57.313	10
13	14	Phil Nelson	OF	8	Hawke DL2B	22:00.794	11	1:14.865	11.464	80.70	1:58.348	11
14	41	Paul Unsworth	OF	9	Palliser WDF3	20:52.411	10	-- 10 laps	49.965	77.37	2:00.785	7
15	199	John Evans	OF	10	Lotus 51	21:27.810	10	35.399	35.399	75.24	2:05.572	9
16	31	John Emery	OF	11	Lola T200	21:54.654	10	1:02.243	26.844	73.71	2:08.000	8
		---------- NOT CLASSIFIED ----------										
DNF	70	Daniel Stanzl			Elden Mk8	4:01.247	2	-- 2 laps --		80.33	1:57.506	2

---------- FASTEST LAP SUMMARY ----------

NO	DRIVER/S	CLASS	CAR MAKE / MODEL	FASTEST LAP	ON	MPH
64	Benjamin Tusting		Merlyn Mk20A	1:51.494	10	86.91
36	Rob Smith	OF	Merlyn Mk20	1:52.760	6	85.94

Session Start: 16:46:54 - Finish: 17:07:39
Weather/Track Conditions: Cloud/Dry
Circuit: Oulton Park International
Track Length: 4.332 Km - 2.6918 miles

These results are provisional until the conclusion of any judicial and technical matters.

Clerk of the Course:	Timekeeper:	Issued at:
Julian Floyd	Nick Palmer	

Oulton Park Gold Cup Historic Race Meeting - 25 - 27 Aug 2018

HSCC Historic Formula Ford supported by Carless Race Fuels with Vital Equipment

Race 18 - Sector Analysis

14 Phil Nelson (OF) — Hawke DL2B

lap	Sect-1	Speed	Sect-2	Speed	Sect-3	Speed	Laptime	Pit	lap	Sect-1	Speed	Sect-2	Speed	Sect-3	Speed	Laptime	Pit
1		99.4	57.303	91.2	32.759	97.0	2:09.540		7	29.674	102.9	57.545	90.5	32.723	96.2	1:59.942	
2	29.642	102.2	57.415	92.5	32.476	97.7	1:59.533		8	29.962	103.0	56.957	91.0	32.974	95.9	1:59.893	
3	30.313	104.6	56.308	92.1	32.265	97.7	1:58.886		9	29.798	103.3	56.652	91.3	32.277	96.2	1:58.727	
4	30.660	103.3	56.460	91.6	32.351	95.6	1:59.471		10	29.653	104.0	56.738	90.9	32.617	95.5	1:59.008	
5	29.482	104.1	56.459	91.7	32.421	96.6	1:58.362		11	29.356	103.2	56.641	91.6	32.351	95.1	1:58.348	
6	29.255	103.8	57.423	90.9	32.406	96.0	1:59.084		12								

17 Brian Morris (OF) — Lola T202

lap	Sect-1	Speed	Sect-2	Speed	Sect-3	Speed	Laptime	Pit	lap	Sect-1	Speed	Sect-2	Speed	Sect-3	Speed	Laptime	Pit
1		106.4	56.097	93.4	32.405	96.2	2:03.626		7	28.030	105.4	54.907	90.6	31.910	95.8	1:54.847	
2	29.268	104.8	56.058	91.8	32.236	95.8	1:57.562		8	28.163	105.2	54.983	91.0	31.779	95.6	1:54.925	
3	28.985	105.7	56.150	92.8	32.392	96.3	1:57.527		9	27.931	104.6	54.745	91.3	31.774	95.6	1:54.450	
4	29.307	105.9	55.541	92.8	31.536	98.6	1:56.384		10	28.080	103.2	55.081	91.2	32.204	95.8	1:55.365	
5	27.924	106.2	55.179	89.7	32.258	95.9	1:55.361		11	28.295	105.2	55.495	90.9	32.392	95.0	1:56.182	
6	28.435	105.1	54.970	90.7	32.162	95.1	1:55.567		12								

22 Timothy Brise (OF) — Merlyn Mk20

lap	Sect-1	Speed	Sect-2	Speed	Sect-3	Speed	Laptime	Pit	lap	Sect-1	Speed	Sect-2	Speed	Sect-3	Speed	Laptime	Pit
1		105.4	56.234	93.0	32.174	97.0	2:03.204		7	28.429	108.1	54.709	93.7	31.622	100.2	1:54.760	
2	29.214	104.0	55.642	93.6	32.615	96.7	1:57.471		8	28.498	107.8	54.687	94.3	31.923	98.9	1:55.108	
3	29.377	105.6	55.929	93.0	32.440	97.0	1:57.746		9	28.244	106.4	54.483	94.3	31.855	98.0	1:54.582	
4	29.311	105.4	55.362	94.8	31.635	99.6	1:56.308		10	42.601	54.0	56.977	95.3	32.518	99.0	2:12.096	
5	28.428	109.5	55.381	93.4	32.075	99.7	1:55.884		11	28.752	107.1	55.529	94.5	31.930	99.3	1:56.211	
6	28.830	107.8	54.721	94.0	32.139	99.0	1:55.690		12								

24 Ben Mitchell ( ) — Merlyn Mk20

lap	Sect-1	Speed	Sect-2	Speed	Sect-3	Speed	Laptime	Pit	lap	Sect-1	Speed	Sect-2	Speed	Sect-3	Speed	Laptime	Pit
1		108.3	54.347	96.0	31.525	101.4	1:59.247		7	27.716	107.4	53.351	95.2	31.445	99.3	1:52.512	
2	28.617	108.1	54.002	95.1	31.555	98.7	1:54.174		8	27.979	107.6	53.598	95.2	31.223	99.7	1:52.800	
3	27.939	107.1	53.650	94.7	31.566	99.0	1:53.155		9	27.544	107.4	53.199	95.1	31.327	99.3	1:52.070	
4	27.790	108.1	53.330	94.4	31.420	99.3	1:52.540		10	27.549	107.6	53.065	95.1	31.171	99.0	1:51.785	
5	27.870	107.8	53.583	94.7	31.422	99.3	1:52.875		11	27.627	107.8	53.393	95.3	31.380	98.6	1:52.400	
6	27.758	107.8	53.289	94.9	31.324	98.9	1:52.371		12								

31 John Emery (OF) — Lola T200

lap	Sect-1	Speed	Sect-2	Speed	Sect-3	Speed	Laptime	Pit	lap	Sect-1	Speed	Sect-2	Speed	Sect-3	Speed	Laptime	Pit
1		94.9	1:03.427	86.1	36.866	94.4	2:23.721		6	32.559	99.1	1:01.217	88.5	35.892	92.0	2:09.668	
2	32.946	99.4	1:02.541	88.9	35.969	94.7	2:11.456		7	32.090	92.7	1:02.193	88.8	34.899	95.0	2:09.182	
3	32.665	98.8	1:02.834	88.4	36.023	93.9	2:11.522		8	31.502	100.3	1:01.058	82.1	35.440	94.8	2:08.000	
4	32.712	100.1	1:01.915	88.9	35.633	95.0	2:10.260		9	31.901	98.9	1:01.968	89.3	36.902	91.7	2:10.771	
5	32.597	98.4	1:01.945	87.6	35.718	94.7	2:10.260		10	32.476	99.2	1:01.457	88.6	35.881	93.6	2:09.814	

36 Rob Smith (OF) — Merlyn Mk20

lap	Sect-1	Speed	Sect-2	Speed	Sect-3	Speed	Laptime	Pit	lap	Sect-1	Speed	Sect-2	Speed	Sect-3	Speed	Laptime	Pit
1		106.9	54.964	94.8	31.581	99.0	2:01.389		7	27.691	109.7	53.609	96.4	31.714	100.8	1:53.014	
2	28.262	108.3	54.499	94.9	31.410	100.5	1:54.171		8	27.995	110.8	53.947	95.1	31.877	100.2	1:53.819	
3	28.046	109.0	53.782	96.4	31.499	99.7	1:53.327		9	27.812	109.5	54.762	93.6	32.161	97.6	1:54.735	
4	27.898	109.5	53.872	94.9	31.333	100.3	1:53.103		10	28.086	107.4	53.779	93.9	32.056	98.1	1:53.921	
5	27.831	109.0	54.064	95.3	31.619	99.3	1:53.514		11	28.710	108.3	54.273	94.1	31.790	98.3	1:54.773	
6	27.729	109.1	53.526	95.6	31.505	100.2	1:52.760		12								

37 Will Nuthall ( ) — Jamun T2

lap	Sect-1	Speed	Sect-2	Speed	Sect-3	Speed	Laptime	Pit	lap	Sect-1	Speed	Sect-2	Speed	Sect-3	Speed	Laptime	Pit
1		108.1	55.125	93.7	31.483	98.3	2:00.457		7	27.872	105.9	54.027	92.6	31.482	97.3	1:53.381	
2	28.174	107.6	54.817	93.7	31.378	98.7	1:54.369		8	28.065	107.1	54.151	92.8	31.499	97.3	1:53.715	
3	27.961	107.2	54.197	93.6	31.245	98.6	1:53.403		9	28.267	106.1	55.397	93.9	31.854	98.4	1:55.518	
4	27.788	108.3	53.979	93.7	31.390	96.9	1:53.157		10	27.924	109.9	54.008	94.9	31.839	98.9	1:53.771	
5	27.895	107.2	53.930	93.4	31.367	98.0	1:53.192		11	28.569	105.9	54.585	95.3	31.633	97.4	1:54.787	
6	27.732	107.1	53.796	93.4	31.375	98.1	1:52.903		12								

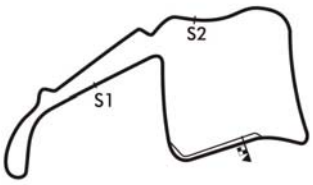

Session Start: 16:46:54 - Finish: 17:07:39
Weather/Track Conditions: Cloud/Dry
Circuit: Oulton Park International
Track Length: 4.332 Km - 2.6918 miles
Printed: 27-08-2018 - 17:09

MST
Results: www.mstworld.com. Live Timing: https://livetiming.getraceresults.com/mst. Email: timing@mstworld.com

Oulton Park Gold Cup Historic Race Meeting - 25 - 27 Aug 2018

HSCC Historic Formula Ford supported by Carless Race Fuels with Vital Equipment

Race 18 - Sector Analysis

41 Paul Unsworth (OF) — Palliser WDF3

lap	Sect-1	Speed	Sect-2	Speed	Sect-3	Speed	Laptime	Pit	lap	Sect-1	Speed	Sect-2	Speed	Sect-3	Speed	Laptime	Pit
1		90.7	1:01.469	86.3	34.294	95.1	2:21.260		6	30.191	102.9	57.596	89.9	33.249	95.2	2:01.036	
2	30.886	103.0	1:02.038	91.0	34.437	96.5	2:07.361		7	30.040	102.1	57.439	90.5	33.306	95.6	2:00.785	
3	30.655	102.7	59.616	90.4	33.567	96.3	2:03.838		8	30.305	102.9	58.528	90.0	32.950	96.6	2:01.783	
4	30.654	101.3	58.841	86.0	33.449	95.8	2:02.944		9	30.285	102.4	58.226	90.1	33.312	95.1	2:01.823	
5	30.015	103.2	57.838	89.4	33.544	95.2	2:01.397		10	30.166	102.7	1:05.969	89.1	34.049	94.8	2:10.184	

43 Callum Grant ( ) — Merlyn Mk20A

lap	Sect-1	Speed	Sect-2	Speed	Sect-3	Speed	Laptime	Pit	lap	Sect-1	Speed	Sect-2	Speed	Sect-3	Speed	Laptime	Pit
1		104.9	54.521	93.1	31.556	97.6	1:59.155		7	27.591	110.4	53.435	96.7	31.378	99.5	1:52.404	
2	28.535	105.9	54.094	93.2	31.809	100.5	1:54.438		8	27.918	110.2	53.662	96.1	31.372	101.1	1:52.952	
3	28.041	107.6	53.715	95.3	31.298	99.6	1:53.054		9	27.453	110.9	53.161	95.2	31.268	99.7	1:51.882	
4	28.022	109.9	53.214	96.0	31.333	101.1	1:52.569		10	27.810	109.0	52.856	97.8	31.257	101.4	1:51.923	
5	27.938	110.2	53.664	96.3	31.293	101.4	1:52.895		11	27.509	110.8	53.382	96.7	31.351	99.3	1:52.242	
6	27.830	110.4	53.198	96.6	31.451	100.9	1:52.479		12								

50 John Roberts (OF) — Merlyn Mk11A

lap	Sect-1	Speed	Sect-2	Speed	Sect-3	Speed	Laptime	Pit	lap	Sect-1	Speed	Sect-2	Speed	Sect-3	Speed	Laptime	Pit
1		94.9	57.442	91.3	32.713	97.6	2:09.838		7	28.906	103.2	56.004	89.4	32.857	93.8	1:57.767	
2	29.345	103.5	56.905	91.1	32.713	96.2	1:58.963		8	29.014	102.7	56.358	89.8	32.641	95.1	1:58.013	
3	29.957	102.5	56.372	90.5	32.675	95.1	1:59.004		9	28.963	102.2	55.802	89.7	32.600	94.7	1:57.365	
4	29.151	103.2	55.754	91.1	32.452	94.5	1:57.357		10	29.087	102.4	55.728	90.0	32.498	95.1	1:57.313	
5	28.808	104.1	56.244	89.2	32.614	94.4	1:57.666		11	28.996	102.2	56.313	90.1	32.764	93.5	1:58.073	
6	28.730	103.5	56.679	89.8	32.562	94.8	1:57.971		12								

54 Alex Meek (OF) — Merlyn Mk20A

lap	Sect-1	Speed	Sect-2	Speed	Sect-3	Speed	Laptime	Pit	lap	Sect-1	Speed	Sect-2	Speed	Sect-3	Speed	Laptime	Pit
1		105.9	56.428	91.2	32.415	95.9	2:04.953		7	29.045	104.1	56.246	91.3	32.551	95.5	1:57.842	
2	28.929	107.1	56.154	91.7	32.190	97.6	1:57.273		8	28.846	107.1	56.131	92.8	32.281	96.7	1:57.258	
3	29.072	106.4	56.620	91.7	32.438	96.2	1:58.130		9	28.763	105.1	56.554	91.1	32.758	98.1	1:58.075	
4	28.955	101.2	55.902	90.1	32.166	96.3	1:57.023		10	29.341	103.6	56.619	92.1	32.566	97.4	1:58.526	
5	28.735	105.1	55.951	90.1	32.406	96.0	1:57.092		11	28.548	107.1	55.930	93.1	32.151	97.7	1:56.629	
6	29.009	104.4	55.802	91.6	32.604	95.1	1:57.415		12								

64 Benjamin Tusting ( ) — Merlyn Mk20A

lap	Sect-1	Speed	Sect-2	Speed	Sect-3	Speed	Laptime	Pit	lap	Sect-1	Speed	Sect-2	Speed	Sect-3	Speed	Laptime	Pit
1		109.5	54.640	94.7	31.369	99.3	1:59.717		7	27.420	109.9	53.328	96.0	31.147	100.3	1:51.895	
2	28.333	109.1	54.264	95.6	31.660	99.9	1:54.257		8	27.950	110.2	53.765	95.9	31.357	100.3	1:53.072	
3	27.877	110.4	53.632	97.2	31.674	99.3	1:53.183		9	27.602	110.2	53.389	94.9	31.043	99.2	1:52.034	
4	27.848	110.0	53.445	95.5	31.068	100.5	1:52.361		10	27.374	111.7	53.181	96.8	30.939	102.6	1:51.494	
5	27.939	108.6	54.178	93.4	31.621	98.4	1:53.738		11	27.683	109.5	53.515	96.4	31.029	100.3	1:52.227	
6	27.631	109.7	53.326	94.7	31.175	100.0	1:52.132		12								

66 Andy Wiggins (OF) — Titan Mk6

lap	Sect-1	Speed	Sect-2	Speed	Sect-3	Speed	Laptime	Pit	lap	Sect-1	Speed	Sect-2	Speed	Sect-3	Speed	Laptime	Pit
1		102.5	57.320	92.1	32.537	97.0	2:07.982		7	28.676	106.2	55.144	92.6	31.986	97.9	1:55.806	
2	29.213	105.1	56.651	91.8	32.437	97.1	1:58.301		8	28.596	106.2	55.345	93.1	31.833	98.3	1:55.774	
3	29.489	103.8	56.346	91.5	32.255	96.9	1:58.090		9	28.566	106.2	55.549	94.1	32.551	98.3	1:56.666	
4	29.078	104.9	56.800	91.3	33.328	98.9	1:59.206		10	28.851	105.6	55.638	92.5	32.486	97.4	1:56.975	
5	29.045	107.2	56.477	92.8	32.162	97.9	1:57.684		11	28.724	104.0	55.662	91.0	32.190	95.8	1:56.576	
6	28.701	105.9	55.221	92.8	31.914	98.7	1:55.836		12								

70 Daniel Stanzl ( ) — Elden Mk8

lap	Sect-1	Speed	Sect-2	Speed	Sect-3	Speed	Laptime	Pit	lap	Sect-1	Speed	Sect-2	Speed	Sect-3	Speed	Laptime	Pit
1		106.4	55.784	93.1	32.295	98.9	2:03.741		2	29.104	105.7	55.454	94.1	32.948	95.5	1:57.506	

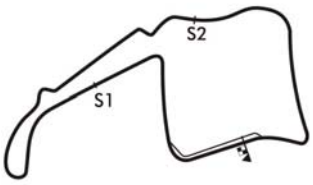

Session Start: 16:46:54 - Finish: 17:07:39
Weather/Track Conditions: Cloud/Dry
Circuit: Oulton Park International
Track Length: 4.332 Km - 2.6918 miles
Printed: 27-08-2018 - 17:09

MST
Results: www.mstworld.com. Live Timing: https://livetiming.getraceresults.com/mst. Email: timing@mstworld.com

Oulton Park Gold Cup Historic Race Meeting - 25 - 27 Aug 2018

HSCC Historic Formula Ford supported by Carless Race Fuels with Vital Equipment

Race 18 - Sector Analysis

89	Ted Pearson (OF)								Merlyn Mk11/17								
lap	Sect-1	Speed	Sect-2	Speed	Sect-3	Speed	Laptime	Pit	lap	Sect-1	Speed	Sect-2	Speed	Sect-3	Speed	Laptime	Pit
1		104.0	55.675	93.7	31.810	97.3	2:04.960		7	28.160	106.9	55.003	93.9	31.838	97.4	1:55.001	
2	28.332	108.3	55.909	94.1	32.167	98.6	1:56.408		8	28.266	106.4	55.034	92.3	32.091	97.0	1:55.391	
3	29.361	108.1	56.024	94.1	31.993	97.9	1:57.378		9	28.229	106.4	54.660	92.6	31.905	96.5	1:54.794	
4	29.061	105.4	54.815	93.6	31.616	98.1	1:55.492		10	28.296	106.4	55.243	92.6	31.982	95.5	1:55.521	
5	28.205	106.7	1:04.281	90.6	32.853	96.9	2:05.339		11	28.273	105.9	54.715	91.6	31.830	96.7	1:54.818	
6	28.271	105.7	54.984	92.7	31.773	97.9	1:55.028		12								

110	Daniel Pyett ( )								Titan Mk4								
lap	Sect-1	Speed	Sect-2	Speed	Sect-3	Speed	Laptime	Pit	lap	Sect-1	Speed	Sect-2	Speed	Sect-3	Speed	Laptime	Pit
1		103.2	57.359	94.3	32.841	99.2	2:08.793		7	28.493	107.4	55.333	94.0	31.896	100.2	1:55.722	
2	29.129	106.7	56.668	94.0	32.687	98.7	1:58.484		8	28.452	107.6	55.318	94.7	31.575	100.6	1:55.345	
3	28.940	105.2	56.329	95.2	32.436	100.2	1:57.705		9	28.661	107.2	56.346	94.4	32.304	98.1	1:57.311	
4	28.550	105.6	56.850	94.0	33.043	97.7	1:58.443		10	28.506	106.2	55.490	89.3	33.303	98.7	1:57.299	
5	28.793	106.4	56.109	93.4	32.152	100.2	1:57.054		11	29.221	106.6	56.229	95.7	32.003	100.3	1:57.453	
6	28.441	107.4	55.452	94.0	31.984	99.9	1:55.877		12								

199	John Evans (OF)								Lotus 51								
lap	Sect-1	Speed	Sect-2	Speed	Sect-3	Speed	Laptime	Pit	lap	Sect-1	Speed	Sect-2	Speed	Sect-3	Speed	Laptime	Pit
1		94.3	1:02.813	88.1	35.547	95.0	2:19.238		6	31.608	100.1	1:01.723	88.4	35.363	95.2	2:08.694	
2	32.287	100.7	1:02.106	87.6	35.289	97.4	2:09.682		7	31.898	101.8	1:01.284	87.6	35.206	96.3	2:08.388	
3	31.136	104.4	1:01.068	88.7	35.132	94.8	2:07.336		8	33.149	104.6	1:01.726	89.7	33.964	97.0	2:08.839	
4	30.994	104.0	1:01.086	88.8	34.963	96.3	2:07.043		9	30.906	102.2	1:00.056	88.7	34.610	97.1	2:05.572	
5	31.145	101.8	1:01.128	88.7	34.951	95.4	2:07.224		10	30.934	103.6	1:00.069	90.9	34.791	94.0	2:05.794	

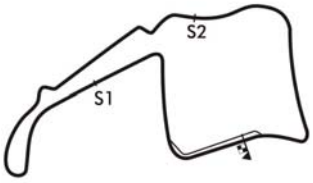

Session Start: 16:46:54 - Finish: 17:07:39
Weather/Track Conditions: Cloud/Dry
Circuit: Oulton Park International
Track Length: 4.332 Km - 2.6918 miles
Printed: 27-08-2018 - 17:09

MST
Results: www.mstworld.com. Live Timing: https://livetiming.getraceresults.com/mst. Email: timing@mstworld.com

Oulton Park Gold Cup Historic Race Meeting - 25 - 27 Aug 2018

HSCC Historic Formula Ford supported by Carless Race Fuels with Vital Equipment

Race 18 - Best Sector Times

	SECTOR 1			SECTOR 2			SECTOR 3		
	NO	TIME	LAP	NO	TIME	LAP	NO	TIME	LAP
1	64	27.374	10	43	52.856	10	64	30.939	10
2	43	27.453	9	24	53.065	10	24	31.171	10
3	24	27.544	9	64	53.181	10	37	31.245	3
4	36	27.691	7	36	53.526	6	43	31.257	10
5	37	27.732	6	37	53.796	6	36	31.333	4
6	17	27.924	5	22	54.483	9	17	31.536	4
7	89	28.160	7	89	54.660	9	110	31.575	8
8	22	28.244	9	17	54.745	9	89	31.616	4
9	110	28.441	6	66	55.144	7	22	31.622	7
10	54	28.548	11	110	55.318	8	66	31.833	8
11	66	28.566	9	70	55.454	2	54	32.151	11
12	50	28.730	6	50	55.728	10	14	32.265	3
13	70	29.062	3	54	55.802	6	70	32.295	1
14	14	29.255	6	14	56.308	3	50	32.452	4
15	41	30.015	5	41	57.439	7	41	32.950	8
16	199	30.906	9	199	1:00.056	9	199	33.964	8
17	31	31.502	8	31	1:01.058	8	31	34.899	7

IDEAL / BEST LAP COMPARISON

NO	NAME	BEST	IN	IDEAL	DIFF
64	Benjamin Tusting	1:51.494	10	1:51.494	+0.000
24	Ben Mitchell	1:51.785	10	1:51.780	+0.005
43	Callum Grant	1:51.882	9	1:51.566	+0.316
36	Rob Smith	1:52.760	6	1:52.550	+0.210
37	Will Nuthall	1:52.903	6	1:52.773	+0.130
17	Brian Morris	1:54.450	9	1:54.205	+0.245
22	Timothy Brise	1:54.582	9	1:54.349	+0.233
89	Ted Pearson	1:54.794	9	1:54.436	+0.358
110	Daniel Pyett	1:55.345	8	1:55.334	+0.011
66	Andy Wiggins	1:55.774	8	1:55.543	+0.231
54	Alex Meek	1:56.629	11	1:56.501	+0.128
50	John Roberts	1:57.313	10	1:56.910	+0.403
70	Daniel Stanzl	1:57.506	2	1:56.811	+0.695
14	Phil Nelson	1:58.348	11	1:57.828	+0.520
41	Paul Unsworth	2:00.785	7	2:00.404	+0.381
199	John Evans	2:05.572	9	2:04.926	+0.646
31	John Emery	2:08.000	8	2:07.459	+0.541

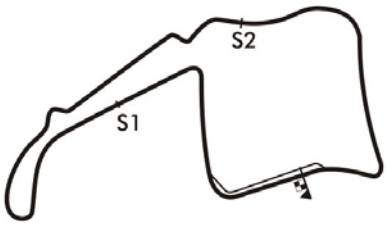

Session Start: 16:46:54 - Finish: 17:07:39
Weather/Track Conditions: Cloud/Dry
Circuit: Oulton Park International
Track Length: 4.332 Km - 2.6918 miles

Printed: 27-08-2018 - 17:10

Oulton Park Gold Cup Historic Race Meeting - 25 - 27 Aug 2018

HSCC Historic Formula Ford supported by Carless Race Fuels with Vital Equipment

Race 18 - Best Sector Speeds

	NO	SECTOR 1	MPH	NO	SECTOR 2	MPH	NO	SECTOR 3	MPH
1	64	Benjamin Tusting	111.7	43	Callum Grant	97.8	64	Benjamin Tusting	102.6
2	43	Callum Grant	110.9	64	Benjamin Tusting	97.2	24	Ben Mitchell	101.4
3	36	Rob Smith	110.8	36	Rob Smith	96.4	43	Callum Grant	101.4
4	37	Will Nuthall	109.9	24	Ben Mitchell	96.0	36	Rob Smith	100.8
5	22	Timothy Brise	109.5	110	Daniel Pyett	95.7	110	Daniel Pyett	100.6
6	70	Daniel Stanzl	108.6	22	Timothy Brise	95.3	22	Timothy Brise	100.2
7	24	Ben Mitchell	108.3	37	Will Nuthall	95.3	37	Will Nuthall	98.9
8	89	Ted Pearson	108.3	66	Andy Wiggins	94.1	66	Andy Wiggins	98.9
9	110	Daniel Pyett	107.6	70	Daniel Stanzl	94.1	70	Daniel Stanzl	98.9
10	66	Andy Wiggins	107.2	89	Ted Pearson	94.1	17	Brian Morris	98.6
11	54	Alex Meek	107.1	17	Brian Morris	93.4	89	Ted Pearson	98.6
12	17	Brian Morris	106.4	54	Alex Meek	93.1	54	Alex Meek	98.1
13	14	Phil Nelson	104.6	14	Phil Nelson	92.5	14	Phil Nelson	97.7
14	199	John Evans	104.6	50	John Roberts	91.3	50	John Roberts	97.6
15	50	John Roberts	104.1	41	Paul Unsworth	91.0	199	John Evans	97.4
16	41	Paul Unsworth	103.2	199	John Evans	90.9	41	Paul Unsworth	96.6
17	31	John Emery	100.3	31	John Emery	89.3	31	John Emery	95.0

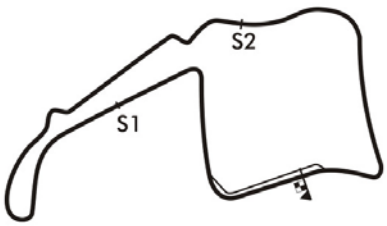

Session Start: 16:46:54 - Finish: 17:07:39
Weather/Track Conditions: Cloud/Dry
Circuit: Oulton Park International
Track Length: 4.332 Km - 2.6918 miles

Printed: 27-08-2018 - 17:10

Oulton Park Gold Cup Historic Race Meeting - 25 - 27 Aug 2018

HSCC Historic Formula Ford supported by Carless Race Fuels with Vital Equipment

Race 18 - Lap Chart

Lap 1			Lap 2			Lap 3			Lap 4			Lap 5			Lap 6		
NO	Behind	Laptime	NO	Behind	Laptime	NO	Behind	Laptime	NO	Behind	Laptime	NO	Behind	Laptime	NO	Behind	Laptime
43		1:59.155	24		1:54.174	24		1:53.155	24		1:52.540	24		1:52.875	24		1:52.371
24	0.092	1:59.247	43	0.172	1:54.438	43	0.071	1:53.054	43	0.100	1:52.569	43	0.120	1:52.895	43	0.228	1:52.479
64	0.562	1:59.717	64	0.553	1:54.257	64	0.581	1:53.183	64	0.402	1:52.361	64	1.265	1:53.738	64	1.026	1:52.132
37	1.302	2:00.457	37	1.405	1:54.369	37	1.653	1:53.403	37	2.270	1:53.157	37	2.587	1:53.192	37	3.119	1:52.903
36	2.234	2:01.389	36	2.139	1:54.171	36	2.311	1:53.327	36	2.874	1:53.103	36	3.513	1:53.514	36	3.902	1:52.760
22	4.049	2:03.204	22	7.254	1:57.471	22	11.845	1:57.746	89	15.122	1:55.492	17	18.469	1:55.361	17	21.665	1:55.567
17	4.471	2:03.626	17	7.767	1:57.562	17	12.139	1:57.527	22	15.613	1:56.308	22	18.622	1:55.884	22	21.941	1:55.690
70	4.586	2:03.741	70	7.826	1:57.506	89	12.170	1:57.378	17	15.983	1:56.384	54	22.480	1:57.092	54	27.524	1:57.415
54	5.798	2:04.953	89	7.947	1:56.408	54	13.780	1:58.130	54	18.263	1:57.023	89	27.586	2:05.339	89	30.243	1:55.028
89	5.805	2:04.960	54	8.805	1:57.273	66	17.797	1:58.090	110	24.309	1:58.443	110	28.488	1:57.054	110	31.994	1:55.877
66	8.827	2:07.982	66	12.862	1:58.301	110	18.406	1:57.705	66	24.463	1:59.206	66	29.272	1:57.684	66	32.737	1:55.836
110	9.638	2:08.793	110	13.856	1:58.484	50	21.229	1:59.004	50	26.046	1:57.357	50	30.837	1:57.666	50	36.437	1:57.971
14	10.385	2:09.540	50	15.380	1:58.963	14	21.383	1:58.886	14	28.314	1:59.471	14	33.801	1:58.362	14	40.514	1:59.084
50	10.683	2:09.838	14	15.652	1:59.533	41	45.883	2:03.838	41	56.287	2:02.944	41	1:04.809	2:01.397	41	1:13.474	2:01.036
199	20.083	2:19.238	41	35.200	2:07.361	199	49.680	2:07.336	199	1:04.183	2:07.043	199	1:18.532	2:07.224	199	1:34.855	2:08.694
41	22.105	2:21.260	199	35.499	2:09.682	31	1:00.123	2:11.522	31	1:17.843	2:10.260	31	1:35.228	2:10.260			
31	24.566	2:23.721	31	41.756	2:11.456												

Session Start: 16:46:54 - Finish: 17:07:39
Weather/Track Conditions: Cloud/Dry
Circuit: Oulton Park International
Track Length: 4.332 Km - 2.6918 miles
Printed: 27-08-2018 - 17:11

MST
Results: www.mstworld.com. Live Timing: https://livetiming.getraceresults.com/mst. Email: timing@mstworld.com

Oulton Park Gold Cup Historic Race Meeting - 25 - 27 Aug 2018

HSCC Historic Formula Ford supported by Carless Race Fuels with Vital Equipment

Race 18 - Lap Chart

Lap 7			Lap 8			Lap 9			Lap 10			Lap 11		
NO	Behind	Laptime	NO	Behind	Laptime	NO	Behind	Laptime	NO	Behind	Laptime	NO	Behind	Laptime
24		1:52.512	24		1:52.800	24		1:52.070	24		1:51.785	24		1:52.400
31	1 LAP	2:09.668	43	0.272	1:52.952	43	0.084	1:51.882	43	0.222	1:51.923	43	0.064	1:52.242
43	0.120	1:52.404	64	0.681	1:53.072	64	0.645	1:52.034	64	0.354	1:51.494	64	0.181	1:52.227
64	0.409	1:51.895	37	4.903	1:53.715	36	8.088	1:54.735	36	10.224	1:53.921	41	1 LAP	2:10.184
37	3.988	1:53.381	36	5.423	1:53.819	37	8.351	1:55.518	37	10.337	1:53.771	36	12.597	1:54.773
36	4.404	1:53.014	31	1 LAP	2:09.182	199	1 LAP	2:08.839	199	1 LAP	2:05.572	37	12.724	1:54.787
17	24.000	1:54.847	17	26.125	1:54.925	17	28.505	1:54.450	17	32.085	1:55.365	17	35.867	1:56.182
22	24.189	1:54.760	22	26.497	1:55.108	22	29.009	1:54.582	89	41.783	1:55.521	199	1 LAP	2:05.794
89	32.732	1:55.001	89	35.323	1:55.391	31	1 LAP	2:08.000	110	48.504	1:57.299	89	44.201	1:54.818
54	32.854	1:57.842	54	37.312	1:57.258	89	38.047	1:54.794	66	48.791	1:56.975	66	52.967	1:56.576
110	35.204	1:55.722	110	37.749	1:55.345	110	42.990	1:57.311	22	49.320	2:12.096	22	53.131	1:56.211
66	36.031	1:55.806	66	39.005	1:55.774	54	43.317	1:58.075	54	50.058	1:58.526	110	53.557	1:57.453
50	41.692	1:57.767	50	46.905	1:58.013	66	43.601	1:56.666	31	1 LAP	2:10.771	54	54.287	1:56.629
14	47.944	1:59.942	14	55.037	1:59.893	50	52.200	1:57.365	50	57.728	1:57.313	50	1:03.401	1:58.073
41	1:21.747	2:00.785	41	1:30.730	2:01.783	14	1:01.694	1:58.727	14	1:08.917	1:59.008	31	1 LAP	2:09.814
199	1:50.731	2:08.388				41	1:40.483	2:01.823				14	1:14.865	1:58.348

Session Start: 16:46:54 - Finish: 17:07:39
Weather/Track Conditions: Cloud/Dry
Circuit: Oulton Park International
Track Length: 4.332 Km - 2.6918 miles
Printed: 27-08-2018 - 17:11

MST
Results: www.mstworld.com. Live Timing: https://livetiming.getraceresults.com/mst. Email: timing@mstworld.com

Historic Sports Car Club

Oulton Park Gold Cup

Saturday 25th – Monday 27th August 2018

Results Booklet

Timing & Results by MST SYSTEMS Ltd.
www.mstworld.com

© MST SYSTEMS Ltd. 2018
The Haysfield, Spring Lane North, Malvern, Worcestershire WR14 1GF
tel: +44 (0)1684 560614 email: motorsport@mstworld.com

Oulton Park Circuit

Little Budworth, Tarporley, Cheshire CW69BW

www.oultonpark.co.uk

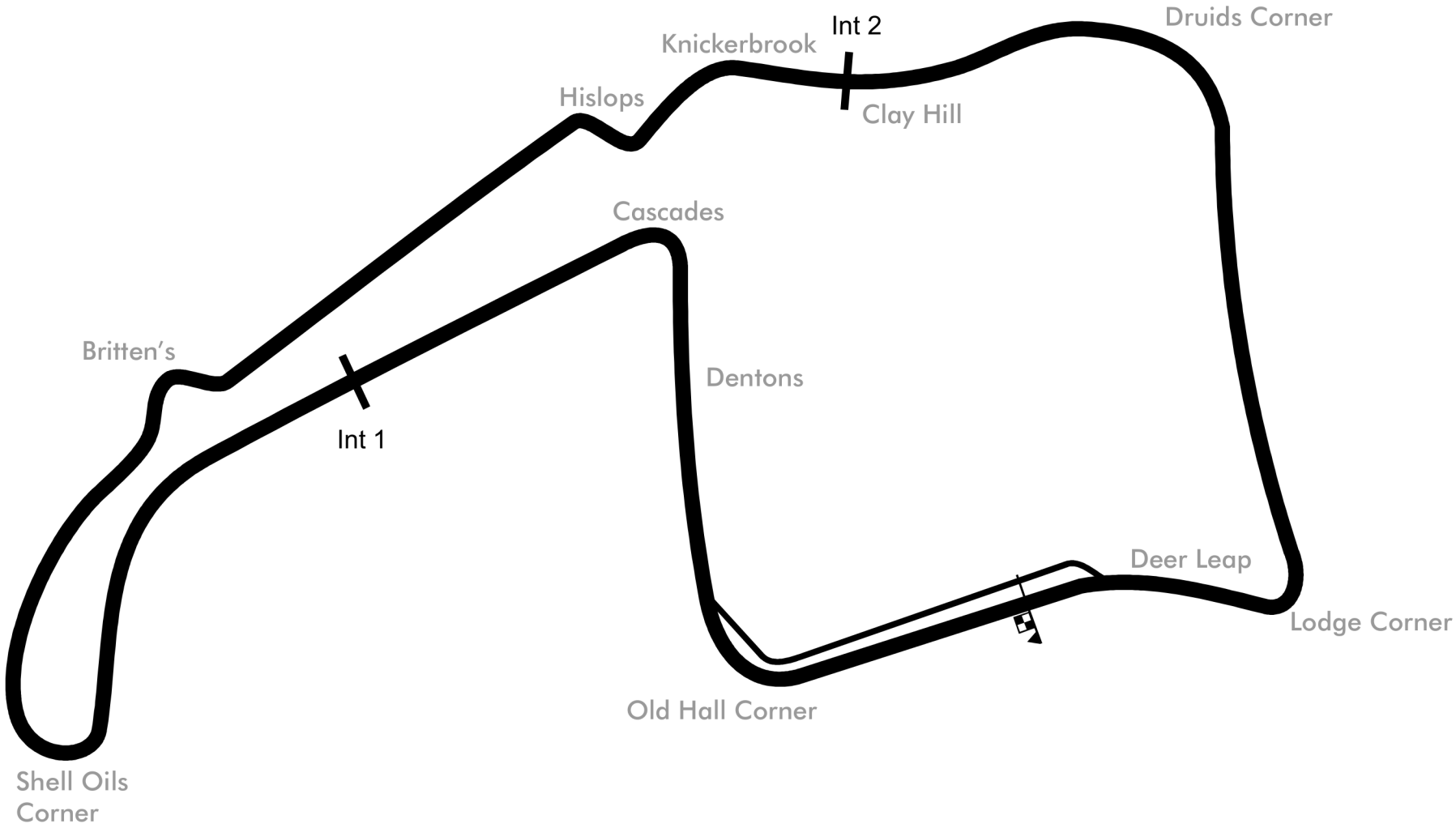

Circuit Length:	2.692 M / 4.332 km
Pit Lane:	200m, 12s @ 60km/h
Intermediate 1:	1.168 km
Intermediate 2:	3.077 km
Start line offset:	0 m

Oulton Park Gold Cup Historic Race Meeting - 25 - 27 Aug 2018

HSCC/HRSR Historic Touring Cars

Qualifying for Race 13 - Classification

Sheet No:

POS	NO	DRIVER/S	CLASS	CLASS POS	CAR MAKE / MODEL	TIME	ON	LAPS	GAP	DIFF	MPH
1	25	Barry Sime	K3	1	Morris Mini Cooper S	2:12.102	7	7			73.36
2	55	Rob Wainwright	E	1	Austin A40	2:15.431	6	6	3.329	3.329	71.55
3	71	Tim Harber	D	1	Austin Mini	2:15.455	5	6	3.353	0.024	71.54
4	1	Steve Platts	E	2	Singer Chamois	2:15.699	6	6	3.597	0.244	71.41
5	85	Roger Godfrey	D	2	Austin Cooper S	2:15.820	6	6	3.718	0.121	71.35
6	89	Adrian Oliver	E	3	Hillman Imp	2:15.872	6	6	3.770	0.052	71.32
7	69	Bob Bullen	C	1	Ford Anglia	2:16.415	5	6	4.313	0.543	71.04
8	63	Steve Cole	K2	1	Ford Lotus Cortina	2:16.861	5	6	4.759	0.446	70.80
9	15	Mark William Watts	K1	1	Ford Mustang	2:18.127	6	6	6.025	1.266	70.16
10	32	Richard Belcher	B	1	Ford Lotus Cortina	2:18.327	5	6	6.225	0.200	70.05
11	17	Roger Ebdon	K3	2	Morris Mini	2:21.299	6	6	9.197	2.972	68.58
12	163	Katsu Kubota	K2	2	Ford Lotus Cortina	2:22.222	5	5	10.120	0.923	68.14
13	47	Nigel Cox	K2	3	Ford Lotus Cortina	2:22.251	6	6	10.149	0.029	68.12
14	28	David Erwin	K2	4	Alfa Romeo Giulia Ti Super	2:22.762	6	6	10.660	0.511	67.88
15	74	Nick Riley	K3	3	Austin Mini Cooper S	2:23.901	5	6	11.799	1.139	67.34
16	86	Andrew Jones	E	4	Singer Chamois	2:24.889	2	3	12.787	0.988	66.88
17	171	Larry Warr	K3	4	Morris Mini Cooper S	2:25.118	5	6	13.016	0.229	66.78
18	4	Adrian Miles	K1	2	Ford Mustang	2:26.085	6	6	13.983	0.967	66.33
19	77	Mike Kearon	D	3	Morris Cooper S	2:26.977	5	6	14.875	0.892	65.93
20	68	John Marsden	D	4	Austin Cooper S	2:27.027	6	6	14.925	0.050	65.91
21	52	Michael Stephenson	K2	5	Ford Lotus Cortina	2:31.880	6	6	19.778	4.853	63.80
22	93	Stuart Kerr	E	5	Singer Chamois	2:33.366	6	6	21.264	1.486	63.18
23	78	Colin Flynn	D	5	Morris Mini Cooper S	2:33.662	3	3	21.560	0.296	63.06
24	61	Brian Webb	C	2	Ford Anglia 105E	2:44.800	4	5	32.698	11.138	58.80
25	155	Simon Knight	I	1	Hillman Imp	2:55.565	4	5	43.463	10.765	55.20
26	62	Chris Glaister	C	3	Ford Anglia 105E			1			0.00

Session Start: 08:30:03 - Finish: 08:45:02
Weather/Track Conditions: Cloud/Dry
Circuit: Oulton Park International
Track Length: 4.332 Km - 2.6918 miles

These results are provisional until the conclusion of any judicial and technical matters.

Clerk of the Course:	Timekeeper:	Issued at:
Julian Floyd	Nick Palmer	

MST

Printed: 27-08-2018 - 08:47

Results: www.mstworld.com. Live Timing: https://livetiming.getraceresults.com/mst. Email: timing@mstworld.com

Oulton Park Gold Cup Historic Race Meeting - 25 - 27 Aug 2018

HSCC/HRSR Historic Touring Cars

Qualifying for Race 13 - Sector Analysis

1 Steve Platts (E) — Singer Chamois

lap	Sect-1	Speed	Sect-2	Speed	Sect-3	Speed	Laptime	Pit	lap	Sect-1	Speed	Sect-2	Speed	Sect-3	Speed	Laptime	Pit
1	Out	76.2	1:42.041	63.8	47.324	79.1	3:12.424		4	36.146	93.4	1:06.856	81.8	37.914	89.3	2:20.916	
2	39.159	82.3	1:18.941	78.0	46.704	84.5	2:44.804		5	33.900	95.9	1:04.333	83.5	37.645	88.6	2:15.878	
3	37.436	89.5	1:08.083	80.1	39.680	87.0	2:25.199		6	33.897	95.5	1:03.108	83.8	38.694	88.4	2:15.699	

4 Adrian Miles (K1) — Ford Mustang

lap	Sect-1	Speed	Sect-2	Speed	Sect-3	Speed	Laptime	Pit	lap	Sect-1	Speed	Sect-2	Speed	Sect-3	Speed	Laptime	Pit
1	Out	72.3	1:26.736	57.1	52.998	77.5	3:03.929		4	40.109	82.5	1:17.560	70.5	42.894	88.9	2:40.563	
2	43.752	78.1	1:25.364	62.6	49.100	75.9	2:58.216		5	36.309	101.3	1:09.811	77.9	40.251	93.4	2:26.371	
3	40.193	89.5	1:14.428	69.2	47.246	77.9	2:41.867		6	35.534	102.4	1:09.495	81.3	41.056	84.9	2:26.085	

15 Mark William Watts (K1) — Ford Mustang

lap	Sect-1	Speed	Sect-2	Speed	Sect-3	Speed	Laptime	Pit	lap	Sect-1	Speed	Sect-2	Speed	Sect-3	Speed	Laptime	Pit
1	Out	77.7	1:16.108	75.5	42.751	88.8	2:38.747		4	37.607	98.9	1:09.737	80.5	40.895	93.9	2:28.239	
2	36.313	94.5	1:13.905	81.0	43.060	88.3	2:33.278		5	36.056	99.5	1:06.806	84.7	39.006	95.8	2:21.868	
3	38.353	95.5	1:13.259	76.9	41.733	91.1	2:33.345		6	35.013	101.5	1:05.345	86.0	37.769	95.8	2:18.127	

17 Roger Ebdon (K3) — Morris Mini

lap	Sect-1	Speed	Sect-2	Speed	Sect-3	Speed	Laptime	Pit	lap	Sect-1	Speed	Sect-2	Speed	Sect-3	Speed	Laptime	Pit
1	Out	77.8	1:15.589	69.8	45.592	85.2	2:46.356		4	35.477	95.2	1:06.127	82.7			2:25.959	
2	38.128	91.2	1:12.616	80.8	41.169	89.0	2:31.913		5	Out	88.9	1:10.720	81.8	40.576	88.8	3:48.416	P
3	36.714	94.4	1:08.260	82.8	39.429	88.7	2:24.403		6	35.345	92.5	1:07.501	83.2	38.453	90.2	2:21.299	

25 Barry Sime (K3) — Morris Mini Cooper S

lap	Sect-1	Speed	Sect-2	Speed	Sect-3	Speed	Laptime	Pit	lap	Sect-1	Speed	Sect-2	Speed	Sect-3	Speed	Laptime	Pit
1	Out	86.5	1:14.398	78.0	43.892	85.7	2:37.732		5	34.739	94.1	1:03.166	83.3	36.803	89.7	2:14.708	
2	37.622	89.9	1:10.383	77.5	40.626	86.6	2:28.631		6	34.109	94.3	1:02.552	83.8	36.413	89.7	2:13.074	
3	36.057	92.5	1:07.105	81.2	39.491	88.0	2:22.653		7	33.579	95.2	1:02.275	83.8	36.248	90.4	2:12.102	
4	35.212	94.0	1:05.545	82.8	38.861	89.5	2:19.618		8								

28 David Erwin (K2) — Alfa Romeo Giulia Ti Super

lap	Sect-1	Speed	Sect-2	Speed	Sect-3	Speed	Laptime	Pit	lap	Sect-1	Speed	Sect-2	Speed	Sect-3	Speed	Laptime	Pit
1	Out	71.3	1:23.222	59.4	49.602	78.8	3:00.589		4	37.836	89.5	1:11.694	78.1	41.491	83.7	2:31.021	
2	39.496	87.2	1:19.475	73.1	46.314	83.7	2:45.285		5	38.586	92.5	1:11.040	75.9	40.621	84.1	2:30.247	
3	38.340	86.0	1:12.464	76.3	42.707	80.6	2:33.511		6	34.879	93.6	1:07.904	78.7	39.979	83.2	2:22.762	

32 Richard Belcher (B) — Ford Lotus Cortina

lap	Sect-1	Speed	Sect-2	Speed	Sect-3	Speed	Laptime	Pit	lap	Sect-1	Speed	Sect-2	Speed	Sect-3	Speed	Laptime	Pit
1	Out	85.7	1:23.812	47.1	50.659	78.9	2:52.668		4	35.243	99.7	1:07.629	82.2	38.661	93.2	2:21.533	
2	40.556	88.0	1:18.608	72.0	43.132	87.9	2:42.296		5	35.252	99.7	1:05.270	82.7	37.805	93.1	2:18.327	
3	37.992	96.4	1:09.123	82.3	39.610	93.5	2:26.725		6	34.573	99.4	1:06.354	87.3	38.231	93.6	2:19.158	

47 Nigel Cox (K2) — Ford Lotus Cortina

lap	Sect-1	Speed	Sect-2	Speed	Sect-3	Speed	Laptime	Pit	lap	Sect-1	Speed	Sect-2	Speed	Sect-3	Speed	Laptime	Pit
1	Out	84.2	1:16.173	70.7	44.597	81.3	2:42.829		4	39.211	91.8	1:10.400	78.0	41.530	87.6	2:31.141	
2	39.368	89.7	1:15.571	74.2	43.219	83.7	2:38.158		5	36.652	94.0	1:08.722	82.1	39.901	88.0	2:25.275	
3	39.079	91.1	1:13.214	78.3	42.338	85.4	2:34.631		6	36.116	94.3	1:06.675	82.7	39.460	88.1	2:22.251	

52 Michael Stephenson (K2) — Ford Lotus Cortina

lap	Sect-1	Speed	Sect-2	Speed	Sect-3	Speed	Laptime	Pit	lap	Sect-1	Speed	Sect-2	Speed	Sect-3	Speed	Laptime	Pit
1	Out	77.6	1:26.433	47.6	53.920	72.4	3:03.238		4	39.398	92.5	1:11.558	76.0	42.345	89.6	2:33.301	
2	42.082	82.4	1:21.469	65.9	49.875	79.2	2:53.426		5	37.747	93.0	1:12.026	69.5	43.275	89.2	2:33.048	
3	41.474	88.4	1:14.589	74.6	45.093	86.5	2:41.156		6	37.599	94.9	1:11.371	72.6	42.910	84.8	2:31.880	

55 Rob Wainwright (E) — Austin A40

lap	Sect-1	Speed	Sect-2	Speed	Sect-3	Speed	Laptime	Pit	lap	Sect-1	Speed	Sect-2	Speed	Sect-3	Speed	Laptime	Pit
1	Out	83.3	1:22.753	43.3	48.776	82.2	2:50.275		4	35.444	90.9	1:08.759	78.7	38.184	86.5	2:22.387	
2	39.744	88.4	1:17.488	76.6	42.563	84.7	2:39.795		5	34.750	92.3	1:04.276	82.9	37.834	88.2	2:16.860	
3	38.293	87.9	1:09.135	79.7	39.700	86.0	2:27.128		6	34.856	92.8	1:03.872	82.0	36.703	87.9	2:15.431	

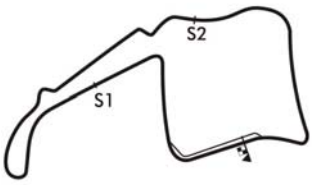

Session Start: 08:30:03 - Finish: 08:45:02
Weather/Track Conditions: Rain/Wet
Circuit: Oulton Park International
Track Length: 4.332 Km - 2.6918 miles
Printed: 27-08-2018 - 08:47

MST
Results: www.mstworld.com. Live Timing: https://livetiming.getraceresults.com/mst. Email: timing@mstworld.com

Oulton Park Gold Cup Historic Race Meeting - 25 - 27 Aug 2018

HSCC/HRSR Historic Touring Cars

Qualifying for Race 13 - Sector Analysis

61 Brian Webb (C) — Ford Anglia 105E

lap	Sect-1	Speed	Sect-2	Speed	Sect-3	Speed	Laptime	Pit	lap	Sect-1	Speed	Sect-2	Speed	Sect-3	Speed	Laptime	Pit
1	Out	71.0	1:41.184	53.8	52.001	76.3	3:20.174		4	41.881	86.0	1:16.783	71.1	46.136	82.3	2:44.800	
2	41.041	81.3	1:19.930	60.2	50.003	77.3	2:50.974		5	41.089	76.3	1:16.110	64.7	47.758	77.3	2:44.957	
3	43.012	84.0	1:17.873	69.4	46.396	82.8	2:47.281		6								

62 Chris Glaister (C) — Ford Anglia 105E

lap	Sect-1	Speed	Sect-2	Speed	Sect-3	Speed	Laptime	Pit	lap	Sect-1	Speed	Sect-2	Speed	Sect-3	Speed	Laptime	Pit
1	Out	73.8	1:23.281	74.1			3:34.444		2								

63 Steve Cole (K2) — Ford Lotus Cortina

lap	Sect-1	Speed	Sect-2	Speed	Sect-3	Speed	Laptime	Pit	lap	Sect-1	Speed	Sect-2	Speed	Sect-3	Speed	Laptime	Pit
1	Out	87.8	1:20.373	67.2	47.083	77.6	2:44.957		4	36.857	96.4	1:05.587	85.1	38.545	91.1	2:20.989	
2	40.377	89.4	1:16.995	73.4	42.762	82.7	2:40.134		5	35.706	99.7	1:03.487	82.1	37.668	92.7	2:16.861	
3	37.092	96.0	1:08.635	78.2	40.658	91.6	2:26.385		6	35.407	99.2	1:06.731	79.6	38.109	93.0	2:20.247	

68 John Marsden (D) — Austin Cooper S

lap	Sect-1	Speed	Sect-2	Speed	Sect-3	Speed	Laptime	Pit	lap	Sect-1	Speed	Sect-2	Speed	Sect-3	Speed	Laptime	Pit
1	Out	74.5	1:21.910	64.6	48.088	74.1	2:49.838		4	38.641	84.5	1:12.283	76.9	42.379	82.1	2:33.303	
2	41.127	78.8	1:19.232	68.4	48.810	81.0	2:49.169		5	38.660	85.8	1:13.029	73.8	42.426	82.2	2:34.115	
3	38.619	82.8	1:14.560	75.6	43.833	83.0	2:37.012		6	37.509	87.7	1:09.081	76.7	40.437	83.2	2:27.027	

69 Bob Bullen (C) — Ford Anglia

lap	Sect-1	Speed	Sect-2	Speed	Sect-3	Speed	Laptime	Pit	lap	Sect-1	Speed	Sect-2	Speed	Sect-3	Speed	Laptime	Pit
1	Out	84.0	1:23.966	43.8	51.959	79.7	2:54.717		4	37.146	94.3	1:05.690	72.7	40.727	88.7	2:23.563	
2	40.315	89.3	1:15.429	66.8	43.268	86.0	2:39.012		5	35.408	95.9	1:03.451	83.9	37.556	90.6	2:16.415	
3	37.253	92.5	1:09.432	81.9	40.678	88.2	2:27.363		6	36.190	95.5	1:08.317	84.4	38.433	91.0	2:22.940	

71 Tim Harber (D) — Austin Mini

lap	Sect-1	Speed	Sect-2	Speed	Sect-3	Speed	Laptime	Pit	lap	Sect-1	Speed	Sect-2	Speed	Sect-3	Speed	Laptime	Pit
1	Out	72.0	1:25.359	62.6	47.295	78.7	2:51.329		4	35.448	90.6	1:06.528	77.4	39.791	87.5	2:21.767	
2	40.075	86.3	1:15.785	73.0	45.314	72.9	2:41.174		5	34.359	94.3	1:03.752	83.5	37.344	88.9	2:15.455	
3	36.490	93.1	1:08.315	80.4	40.345	87.2	2:25.150		6	35.398	94.5	1:09.004	81.4	38.169	88.2	2:22.571	

74 Nick Riley (K3) — Austin Mini Cooper S

lap	Sect-1	Speed	Sect-2	Speed	Sect-3	Speed	Laptime	Pit	lap	Sect-1	Speed	Sect-2	Speed	Sect-3	Speed	Laptime	Pit
1	Out	82.9	1:41.490	43.2	48.851	83.6	3:09.845		4	1:01.384	89.7	1:09.664	80.0	39.743	86.8	2:50.791	
2	38.467	89.3	1:17.214	77.6	41.344	84.7	2:37.025		5	36.242	92.3	1:08.570	80.7	39.089	88.3	2:23.901	
3	37.352	90.1	1:10.080	81.0	39.655	86.2	2:27.087		6	35.477	93.7	1:09.273	81.0	40.675	88.0	2:25.425	

77 Mike Kearon (D) — Morris Cooper S

lap	Sect-1	Speed	Sect-2	Speed	Sect-3	Speed	Laptime	Pit	lap	Sect-1	Speed	Sect-2	Speed	Sect-3	Speed	Laptime	Pit
1	Out	76.2	1:20.560	66.1	45.540	80.2	2:47.841		4	37.132	91.3	1:10.059	79.0	40.618	83.4	2:27.809	
2	37.335	90.0	1:14.772	74.0	43.304	82.7	2:35.411		5	36.025	90.6	1:10.440	78.4	40.512	83.8	2:26.977	
3	36.804	88.9	1:11.413	78.4	41.995	83.4	2:30.212		6	35.991	90.0	1:13.712	67.9			2:42.120	

78 Colin Flynn (D) — Morris Mini Cooper S

lap	Sect-1	Speed	Sect-2	Speed	Sect-3	Speed	Laptime	Pit	lap	Sect-1	Speed	Sect-2	Speed	Sect-3	Speed	Laptime	Pit
1	40.975	82.6	1:19.288	66.5	47.673		2:47.936		3	38.535	91.5	1:12.301	76.7	42.826	82.1	2:33.662	
2	39.306	89.4	1:15.029	73.0	43.755	84.7	2:38.090		4								

85 Roger Godfrey (D) — Austin Cooper S

lap	Sect-1	Speed	Sect-2	Speed	Sect-3	Speed	Laptime	Pit	lap	Sect-1	Speed	Sect-2	Speed	Sect-3	Speed	Laptime	Pit
1	Out	86.7	1:15.698	70.2	45.356	83.4	2:44.903		4	34.959	94.9	1:06.967	83.7	38.274	87.2	2:20.200	
2	38.013	93.7	1:11.563	79.3	40.956	86.3	2:30.532		5	35.189	94.3	1:05.080	84.0	37.643	88.4	2:17.912	
3	36.542	92.7	1:08.761	80.6	39.316	87.6	2:24.619		6	33.988	95.9	1:04.294	85.6	37.538	89.6	2:15.820	

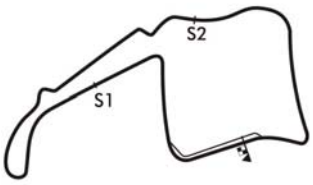

Session Start: 08:30:03 - Finish: 08:45:02
Weather/Track Conditions: Rain/Wet
Circuit: Oulton Park International
Track Length: 4.332 Km - 2.6918 miles
Printed: 27-08-2018 - 08:47

MST
Results: www.mstworld.com. Live Timing: https://livetiming.getraceresults.com/mst. Email: timing@mstworld.com

Oulton Park Gold Cup Historic Race Meeting - 25 - 27 Aug 2018

HSCC/HRSR Historic Touring Cars

Qualifying for Race 13 - Sector Analysis

86 Andrew Jones (E) — Singer Chamois

lap	Sect-1	Speed	Sect-2	Speed	Sect-3	Speed	Laptime	Pit	lap	Sect-1	Speed	Sect-2	Speed	Sect-3	Speed	Laptime	Pit
1	Out	68.5	1:10.663	72.1	40.851	84.5	2:32.619		3	35.774	89.7	1:05.720	79.6			2:25.679	
2	38.317	89.4	1:07.381	79.1	39.191	85.4	2:24.889		4								

89 Adrian Oliver (E) — Hillman Imp

lap	Sect-1	Speed	Sect-2	Speed	Sect-3	Speed	Laptime	Pit	lap	Sect-1	Speed	Sect-2	Speed	Sect-3	Speed	Laptime	Pit
1	Out	80.9	1:16.993	66.5	46.747	83.6	2:45.027		4	36.370	94.9	1:07.408	84.5	37.886	91.3	2:21.664	
2	38.651	83.6	1:18.901	76.3	46.709	89.6	2:44.261		5	34.561	95.6	1:04.965	83.8	36.948	90.5	2:16.474	
3	37.603	90.6	1:08.402	83.6	39.483	89.0	2:25.488		6	34.065	97.4	1:02.916	85.7	38.891	89.6	2:15.872	

93 Stuart Kerr (E) — Singer Chamois

lap	Sect-1	Speed	Sect-2	Speed	Sect-3	Speed	Laptime	Pit	lap	Sect-1	Speed	Sect-2	Speed	Sect-3	Speed	Laptime	Pit
1	Out	67.3	1:25.435	47.9	55.529	69.1	3:04.298		4	40.625	81.2	1:14.009	74.3	43.038	80.0	2:37.672	
2	44.574	77.4	1:21.839	68.1	47.239	76.8	2:53.652		5	39.440	85.9	1:13.556	74.1	43.352	80.8	2:36.348	
3	42.684	76.8	1:17.182	72.7	44.761	77.9	2:44.627		6	39.284	86.0	1:12.107	74.6	41.975	83.7	2:33.366	

155 Simon Knight (I) — Hillman Imp

lap	Sect-1	Speed	Sect-2	Speed	Sect-3	Speed	Laptime	Pit	lap	Sect-1	Speed	Sect-2	Speed	Sect-3	Speed	Laptime	Pit
1	Out	62.0	1:29.354	60.4	53.271	71.5	3:06.821		4	46.053	76.2	1:22.219	69.6	47.293	74.3	2:55.565	
2	46.094	65.4	1:26.870	72.2	48.048	76.8	3:01.012		5	43.035	73.7	1:27.001	69.3	49.989	71.3	3:00.025	
3	47.034	56.1	1:29.027	73.0	48.054	73.0	3:04.115		6								

163 Katsu Kubota (K2) — Ford Lotus Cortina

lap	Sect-1	Speed	Sect-2	Speed	Sect-3	Speed	Laptime	Pit	lap	Sect-1	Speed	Sect-2	Speed	Sect-3	Speed	Laptime	Pit
1	37.010	88.9	1:14.163	74.9	42.150	87.4	2:33.323		4	35.962	97.5	1:08.860	78.5	38.957	93.0	2:23.779	
2	51.421	92.2	1:10.892	81.2	41.823	85.0	2:44.136		5	35.290	97.1	1:06.419	80.9	40.513	87.9	2:22.222	
3	36.039	89.8	1:07.555	79.6	39.774	91.1	2:23.368		6								

171 Larry Warr (K3) — Morris Mini Cooper S

lap	Sect-1	Speed	Sect-2	Speed	Sect-3	Speed	Laptime	Pit	lap	Sect-1	Speed	Sect-2	Speed	Sect-3	Speed	Laptime	Pit
1	Out	73.3	1:20.802	63.8	47.739	71.6	2:54.702		4	38.124	88.9	1:10.110	78.7	40.387	87.0	2:28.621	
2	40.568	76.2	1:18.457	72.5	44.326	81.6	2:43.351		5	37.357	90.7	1:08.283	79.5	39.478	85.4	2:25.118	
3	39.803	83.9	1:12.244	76.3	40.857	85.2	2:32.904		6	40.115	80.1	1:10.689	75.9	39.941	89.2	2:30.745	

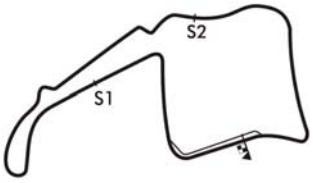

Session Start: 08:30:03 - Finish: 08:45:02
Weather/Track Conditions: Rain/Wet
Circuit: Oulton Park International
Track Length: 4.332 Km - 2.6918 miles
Printed: 27-08-2018 - 08:47

MST
Results: www.mstworld.com. Live Timing: https://livetiming.getraceresults.com/mst. Email: timing@mstworld.com

Oulton Park Gold Cup Historic Race Meeting - 25 - 27 Aug 2018

HSCC/HRSR Historic Touring Cars

Qualifying for Race 13 - Best Sector Times

	SECTOR 1			SECTOR 2			SECTOR 3		
	NO	TIME	LAP	NO	TIME	LAP	NO	TIME	LAP
1	25	33.579	7	25	1:02.275	7	25	36.248	7
2	1	33.897	6	89	1:02.916	6	55	36.703	6
3	85	33.988	6	1	1:03.108	6	89	36.948	5
4	89	34.065	6	69	1:03.451	5	71	37.344	5
5	71	34.359	5	63	1:03.487	5	85	37.538	6
6	32	34.573	6	71	1:03.752	5	69	37.556	5
7	55	34.750	5	55	1:03.872	6	1	37.645	5
8	28	34.879	6	85	1:04.294	6	63	37.668	5
9	15	35.013	6	32	1:05.270	5	15	37.769	6
10	163	35.290	5	15	1:05.345	6	32	37.805	5
11	17	35.345	6	86	1:05.720	3	17	38.453	6
12	63	35.407	6	17	1:06.127	4	163	38.957	4
13	69	35.408	5	163	1:06.419	5	74	39.089	5
14	74	35.477	6	47	1:06.675	6	86	39.191	2
15	4	35.534	6	28	1:07.904	6	47	39.460	6
16	86	35.774	3	171	1:08.283	5	171	39.478	5
17	77	35.991	6	74	1:08.570	5	28	39.979	6
18	47	36.116	6	68	1:09.081	6	4	40.251	5
19	171	37.357	5	4	1:09.495	6	68	40.437	6
20	68	37.509	6	77	1:10.059	4	77	40.512	5
21	52	37.599	6	52	1:11.371	6	93	41.975	6
22	78	38.467	4	93	1:12.107	6	52	42.345	4
23	93	39.284	6	78	1:12.301	3	78	42.826	3
24	61	41.041	2	61	1:16.110	5	61	46.136	4
25	155	43.035	5	155	1:22.219	4	155	47.293	4
26	62			62	1:23.281	1	62		

IDEAL / BEST LAP COMPARISON

NO	NAME	BEST	IN	IDEAL	DIFF
25	Barry Sime	2:12.102	7	2:12.102	+0.000
55	Rob Wainwright	2:15.431	6	2:15.325	+0.106
71	Tim Harber	2:15.455	5	2:15.455	+0.000
1	Steve Platts	2:15.699	6	2:14.650	+1.049
85	Roger Godfrey	2:15.820	6	2:15.820	+0.000
89	Adrian Oliver	2:15.872	6	2:13.929	+1.943
69	Bob Bullen	2:16.415	5	2:16.415	+0.000
63	Steve Cole	2:16.861	5	2:16.562	+0.299
15	Mark William Watts	2:18.127	6	2:18.127	+0.000
32	Richard Belcher	2:18.327	5	2:17.648	+0.679
17	Roger Ebdon	2:21.299	6	2:19.925	+1.374
163	Katsu Kubota	2:22.222	5	2:20.666	+1.556
47	Nigel Cox	2:22.251	6	2:22.251	+0.000
28	David Erwin	2:22.762	6	2:22.762	+0.000
74	Nick Riley	2:23.901	5	2:23.136	+0.765
86	Andrew Jones	2:24.889	2	2:20.685	+4.204
171	Larry Warr	2:25.118	5	2:25.118	+0.000
4	Adrian Miles	2:26.085	6	2:25.280	+0.805
77	Mike Kearon	2:26.977	5	2:26.562	+0.415
68	John Marsden	2:27.027	6	2:27.027	+0.000
52	Michael Stephensor	2:31.880	6	2:31.315	+0.565
93	Stuart Kerr	2:33.366	6	2:33.366	+0.000
78	Colin Flynn	2:33.662	3	2:33.594	+0.068
61	Brian Webb	2:44.800	4	2:43.287	+1.513
155	Simon Knight	2:55.565	4	2:52.547	+3.018
62	Chris Glaister				+

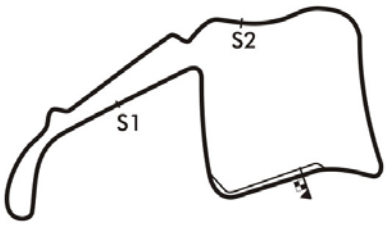

Session Start: 08:30:03 - Finish: 08:45:02
Weather/Track Conditions: Cloud/Dry
Circuit: Oulton Park International
Track Length: 4.332 Km - 2.6918 miles
Printed: 27-08-2018 - 08:49

Oulton Park Gold Cup Historic Race Meeting - 25 - 27 Aug 2018

HSCC/HRSR Historic Touring Cars

Qualifying for Race 13 - Best Sector Speeds

	NO	SECTOR 1	MPH	NO	SECTOR 2	MPH	NO	SECTOR 3	MPH
1	4	Adrian Miles	102.4	32	Richard Belcher	87.3	15	Mark William Watts	95.8
2	15	Mark William Watts	101.5	15	Mark William Watts	86.0	32	Richard Belcher	93.6
3	32	Richard Belcher	99.7	89	Adrian Oliver	85.7	4	Adrian Miles	93.4
4	63	Steve Cole	99.7	85	Roger Godfrey	85.6	63	Steve Cole	93.0
5	163	Katsu Kubota	97.5	63	Steve Cole	85.1	163	Katsu Kubota	93.0
6	89	Adrian Oliver	97.4	69	Bob Bullen	84.4	89	Adrian Oliver	91.3
7	1	Steve Platts	95.9	1	Steve Platts	83.8	69	Bob Bullen	91.0
8	69	Bob Bullen	95.9	25	Barry Sime	83.8	25	Barry Sime	90.4
9	85	Roger Godfrey	95.9	71	Tim Harber	83.5	17	Roger Ebdon	90.2
10	17	Roger Ebdon	95.2	17	Roger Ebdon	83.2	52	Michael Stephenson	89.6
11	25	Barry Sime	95.2	55	Rob Wainwright	82.9	85	Roger Godfrey	89.6
12	52	Michael Stephenson	94.9	47	Nigel Cox	82.7	1	Steve Platts	89.3
13	71	Tim Harber	94.5	4	Adrian Miles	81.3	171	Larry Warr	89.2
14	47	Nigel Cox	94.3	163	Katsu Kubota	81.2	71	Tim Harber	88.9
15	74	Nick Riley	93.7	74	Nick Riley	81.0	74	Nick Riley	88.3
16	28	David Erwin	93.6	86	Andrew Jones	79.6	55	Rob Wainwright	88.2
17	55	Rob Wainwright	92.8	171	Larry Warr	79.5	47	Nigel Cox	88.1
18	78	Colin Flynn	91.5	77	Mike Kearon	79.0	86	Andrew Jones	85.4
19	77	Mike Kearon	91.3	28	David Erwin	78.7	78	Colin Flynn	84.7
20	171	Larry Warr	90.7	78	Colin Flynn	77.0	28	David Erwin	84.1
21	86	Andrew Jones	89.7	68	John Marsden	76.9	77	Mike Kearon	83.8
22	68	John Marsden	87.7	52	Michael Stephenson	76.0	93	Stuart Kerr	83.7
23	61	Brian Webb	86.0	93	Stuart Kerr	74.6	68	John Marsden	83.2
24	93	Stuart Kerr	86.0	62	Chris Glaister	74.1	61	Brian Webb	82.8
25	155	Simon Knight	76.2	155	Simon Knight	73.0	155	Simon Knight	76.8
26	62	Chris Glaister	73.8	61	Brian Webb	71.1	62	Chris Glaister	0.0

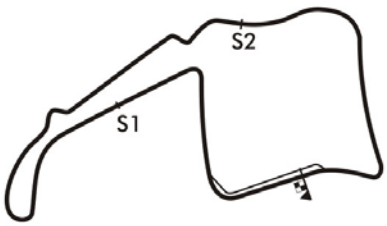

Session Start: 08:30:03 - Finish: 08:45:02
Weather/Track Conditions: Cloud/Dry
Circuit: Oulton Park International
Track Length: 4.332 Km - 2.6918 miles
Printed: 27-08-2018 - 08:49

Oulton Park Gold Cup Historic Race Meeting - 25 - 27 Aug 2018

HSCC/HRSR Historic Touring Cars

Race 13 - Starting Grid

Sheet No:

Start Time : 12:00 - Heat Duration : 20 Minutes

ROW							
13	25	155	Simon Knight				
12	23	78	Colin Flynn	24	61	Brian Webb
11	21	52	Michael Stephenson	22	93	Stuart Kerr
10	19	77	Mike Kearon	20	68	John Marsden
9	17	171	Larry Warr	18	4	Adrian Miles
8	15	74	Nick Riley	16	86	Andrew Jones
7	13	47	Nigel Cox	14	28	David Erwin
6	11	17	Roger Ebdon	12	163	Katsu Kubota
5	9	15	Mark William Watts	10	32	Richard Belcher
4	7	69	Bob Bullen	8	63	Steve Cole
3	5	85	Roger Godfrey	6	89	Adrian Oliver
2	3	71	Tim Harber	4	1	Steve Platts
1	1	25	Barry Sime	2	55	Rob Wainwright

Pole Right

Circuit: Oulton Park International
Track Length: 4.332 Km - 2.6918 miles

These results are provisional until the conclusion of any judicial and technical matters.

Clerk of the Course:	Timekeeper:	Issued at:
Julian Floyd	Nick Palmer	

MST

Printed : 27-08-2018 - 09:05

Results: www.mstworld.com. Live Timing: https://livetiming.getraceresults.com/mst. Email: timing@mstworld.com

Oulton Park Gold Cup Historic Race Meeting - 25 - 27 Aug 2018

HSCC/HRSR Historic Touring Cars

Race 13 - Classification

Sheet No:

POS	NO	DRIVER/S	CLASS	CLASS POS	CAR MAKE / MODEL	TIME	LAPS	GAP	DIFF	MPH	BEST	ON
1	32	Richard Belcher	B	1	Ford Lotus Cortina	21:16.102	10	-- 10 laps		75.93	2:05.862	5
2	25	Barry Sime	K3	1	Morris Mini Cooper S	21:19.159	10	3.057	3.057	75.75	2:06.148	5
3	1	Steve Platts	E	1	Singer Chamois	21:26.438	10	10.336	7.279	75.32	2:06.857	3
4	89	Adrian Oliver	E	2	Hillman Imp	21:28.642	10	12.540	2.204	75.20	2:06.298	6
5	55	Rob Wainwright	E	3	Austin A40	21:28.744	10	12.642	0.102	75.19	2:06.710	4
6	63	Steve Cole	K2	1	Ford Lotus Cortina	21:57.169	10	41.067	28.425	73.56	2:09.866	8
7	163	Katsu Kubota	K2	2	Ford Lotus Cortina	21:59.921	10	43.819	2.752	73.42	2:08.013	8
8	15	Mark William Watts	K1	1	Ford Mustang	22:01.343	10	45.241	1.422	73.33	2:10.502	8
9	85	Roger Godfrey	D	1	Austin Cooper S	22:02.357	10	46.255	1.014	73.28	2:10.189	8
10	17	Roger Ebdon	K3	2	Morris Mini	22:03.357	10	47.255	1.000	73.22	2:10.666	10
11	86	Andrew Jones	E	4	Singer Chamois	22:24.658	10	1:08.556	21.301	72.06	2:11.588	2
12	69	Bob Bullen	C	1	Ford Anglia	22:32.045	10	1:15.943	7.387	71.67	2:06.795	7
13	4	Adrian Miles	K1	2	Ford Mustang	22:33.375	10	1:17.273	1.330	71.60	2:11.540	9
14	74	Nick Riley	K3	3	Austin Mini Cooper S	22:34.547	10	1:18.445	1.172	71.54	2:11.792	9
15	171	Larry Warr	K3	4	Morris Mini Cooper S	22:59.725	10	1:43.623	25.178	70.23	2:13.529	10
16	68	John Marsden	D	2	Austin Cooper S	23:10.806	10	1:54.704	11.081	69.67	2:15.042	7
17	52	Michael Stephenson	K2	3	Ford Lotus Cortina	23:17.140	10	2:01.038	6.334	69.36	2:15.976	8
18	28	William Dick	K2	4	Alfa Romeo Giulia Ti	23:23.937	10	2:07.835	6.797	69.02	2:17.514	5
19	93	Stuart Kerr	E	5	Singer Chamois	21:26.989	9	-- 9 laps --	21.886	67.76	2:20.193	5
20	61	Brian Webb	C	2	Ford Anglia 105E	21:40.831	9	13.842	13.842	67.04	2:19.298	7
21	78	Colin Flynn	D	3	Morris Mini Cooper S	22:10.595	9	43.606	29.764	65.54	2:23.596	6
22	155	Simon Knight	I	1	Hillman Imp	21:51.860	8	-- 8 laps --	2:14.024	59.09	2:38.435	8
		---------- NOT CLASSIFIED ----------										
DNF	71	Tim Harber	D		Austin Mini	16:15.314	7	-- 7 laps --		69.54	2:12.053	4
DNF	77	Mike Kearon	D		Morris Cooper S	17:11.305	7	55.991	55.991	65.77	2:22.215	3
DNF	47	Nigel Cox	K2		Ford Lotus Cortina	5:37.183	2	-- 2 laps --	30.968	57.48	2:24.226	1

---------- FASTEST LAP SUMMARY ----------

NO	DRIVER/S	CLASS	CAR MAKE / MODEL	FASTEST LAP	ON	MPH
32	Richard Belcher	B	Ford Lotus Cortina	2:05.862	5	76.99
25	Barry Sime	K3	Morris Mini Cooper S	2:06.148	5	76.82
89	Adrian Oliver	E	Hillman Imp	2:06.298	6	76.73
69	Bob Bullen	C	Ford Anglia	2:06.795	7	76.43
163	Katsu Kubota	K2	Ford Lotus Cortina	2:08.013	8	75.70
85	Roger Godfrey	D	Austin Cooper S	2:10.189	8	74.43
15	Mark William Watts	K1	Ford Mustang	2:10.502	8	74.26
155	Simon Knight	I	Hillman Imp	2:38.435	8	61.16

Session Start: 12:05:21 - Finish: 12:26:35
Weather/Track Conditions: Cloud/Dry
Circuit: Oulton Park International
Track Length: 4.332 Km - 2.6918 miles

These results are provisional until the conclusion of any judicial and technical matters.

Clerk of the Course:	Timekeeper:	Issued at:
Julian Floyd	Nick Palmer	

Oulton Park Gold Cup Historic Race Meeting - 25 - 27 Aug 2018

HSCC/HRSR Historic Touring Cars

Race 13 - Sector Analysis

1	Steve Platts (E)							Singer Chamois							
lap	Sect-1	Speed	Sect-2	Speed	Sect-3	Speed	Laptime Pit	lap	Sect-1	Speed	Sect-2	Speed	Sect-3	Speed	Laptime Pit
1		96.1	1:02.222	83.6	35.559	90.5	2:15.853	6	31.203	96.4	1:01.681	85.0	34.743	90.5	2:07.627
2	32.100	96.4	1:02.397	85.4	35.231	90.6	2:09.728	7	31.295	98.7	1:00.735	86.1	34.980	90.0	2:07.010
3	31.163	98.9	1:00.557	86.1	35.137	91.3	2:06.857	8	31.382	98.1	1:00.306	84.9	35.174	90.0	2:06.862
4	31.231	99.7	1:00.810	85.6	34.885	90.5	2:06.926	9	31.700	93.6	1:01.240	85.0	35.440	90.1	2:08.380
5	31.301	98.5	1:01.828	86.1	34.759	91.1	2:07.888	10	31.867	97.7	1:01.488	84.4	35.952	89.6	2:09.307

4	Adrian Miles (K1)							Ford Mustang							
lap	Sect-1	Speed	Sect-2	Speed	Sect-3	Speed	Laptime Pit	lap	Sect-1	Speed	Sect-2	Speed	Sect-3	Speed	Laptime Pit
1		102.1	1:07.617	81.4	38.221	98.6	2:31.447	6	32.304	106.4	1:05.046	90.1	38.125	96.9	2:15.475
2	32.907	104.8	1:05.852	86.7	37.711	96.2	2:16.470	7	32.080	106.7	1:03.824	90.0	36.500	96.6	2:12.404
3	33.244	102.1	1:05.065	91.6	36.822	97.0	2:15.131	8	32.503	107.2	1:03.536	92.5	36.022	97.9	2:12.061
4	32.765	106.1	1:04.605	92.1	36.091	96.0	2:13.461	9	32.041	107.1	1:03.672	94.0	35.827	98.3	2:11.540
5	32.307	105.7	1:04.906	89.7	36.333	97.6	2:13.546	10	31.935	107.9	1:03.779	94.1	36.126	100.0	2:11.840

15	Mark William Watts (K1)							Ford Mustang							
lap	Sect-1	Speed	Sect-2	Speed	Sect-3	Speed	Laptime Pit	lap	Sect-1	Speed	Sect-2	Speed	Sect-3	Speed	Laptime Pit
1		97.9	1:04.530	89.7	36.459	94.8	2:21.761	6	32.124	103.0	1:02.734	90.3	35.747	95.9	2:10.605
2	32.163	106.1	1:03.055	89.7	36.289	95.6	2:11.507	7	33.430	102.2	1:03.063	90.9	35.866	97.3	2:12.359
3	32.092	105.1	1:03.414	90.6	36.197	97.1	2:11.703	8	31.994	101.2	1:02.716	91.0	35.792	97.1	2:10.502
4	31.882	103.0	1:02.801	90.9	35.851	96.2	2:10.534	9	32.249	102.5	1:03.028	91.1	35.799	97.4	2:11.076
5	32.006	104.0	1:02.710	90.6	36.050	97.0	2:10.766	10	32.216	104.6	1:02.616	90.3	35.698	95.2	2:10.530

17	Roger Ebdon (K3)							Morris Mini							
lap	Sect-1	Speed	Sect-2	Speed	Sect-3	Speed	Laptime Pit	lap	Sect-1	Speed	Sect-2	Speed	Sect-3	Speed	Laptime Pit
1		98.5	1:04.645	84.7	37.001	88.8	2:22.796	6	32.499	94.8	1:02.521	83.5	36.346	88.7	2:11.366
2	32.293	97.4	1:02.908	83.0	36.262	88.9	2:11.463	7	32.353	94.4	1:02.252	84.5	36.203	89.3	2:10.808
3	32.535	96.7	1:03.202	85.4	36.635	89.9	2:12.372	8	32.276	96.0	1:02.266	84.1	36.127	88.6	2:10.669
4	32.120	97.2	1:02.643	84.3	36.208	89.3	2:10.971	9	32.580	94.3	1:02.350	84.6	35.920	89.3	2:10.850
5	32.262	95.6	1:02.631	83.1	36.503	87.3	2:11.396	10	31.942	95.6	1:02.303	84.7	36.421	87.0	2:10.666

25	Barry Sime (K3)							Morris Mini Cooper S							
lap	Sect-1	Speed	Sect-2	Speed	Sect-3	Speed	Laptime Pit	lap	Sect-1	Speed	Sect-2	Speed	Sect-3	Speed	Laptime Pit
1		97.7	1:02.258	84.5	35.373	92.0	2:15.997	6	31.333	97.7	1:00.550	84.9	34.773	91.3	2:06.656
2	31.786	96.1	1:00.959	83.8	35.701	91.5	2:08.446	7	31.214	98.2	1:00.479	84.9	34.682	90.7	2:06.375
3	31.689	97.1	1:00.723	84.3	34.866	91.6	2:07.278	8	31.310	97.8	1:00.263	84.8	35.070	91.0	2:06.643
4	31.345	97.1	1:00.629	84.6	34.678	91.8	2:06.652	9	31.201	97.7	1:01.348	84.2	34.929	90.5	2:07.478
5	31.162	98.4	1:00.243	85.1	34.743	91.3	2:06.148	10	31.332	98.8	1:01.293	84.5	34.861	90.0	2:07.486

28	William Dick (K2)							Alfa Romeo Giulia Ti Super							
lap	Sect-1	Speed	Sect-2	Speed	Sect-3	Speed	Laptime Pit	lap	Sect-1	Speed	Sect-2	Speed	Sect-3	Speed	Laptime Pit
1		92.6	1:07.829	78.3	38.465	83.7	2:30.979	6	34.334	91.7	1:07.552	77.2	38.362	83.5	2:20.248
2	34.471	94.3	1:07.509	78.8	38.834	85.0	2:20.814	7	33.733	91.2	1:07.225	79.6	38.320	84.2	2:19.278
3	33.721	95.5	1:07.085	76.6	39.543	85.2	2:20.349	8	33.645	94.3	1:06.442	77.0	38.290	83.9	2:18.377
4	34.345	94.5	1:07.067	77.6	38.297	83.9	2:19.709	9	33.147	94.0	1:06.683	77.2	38.005	84.3	2:17.835
5	33.335	94.9	1:05.943	78.5	38.236	84.1	2:17.514	10	33.414	93.5	1:07.172	76.1	38.248	83.6	2:18.834

32	Richard Belcher (B)							Ford Lotus Cortina							
lap	Sect-1	Speed	Sect-2	Speed	Sect-3	Speed	Laptime Pit	lap	Sect-1	Speed	Sect-2	Speed	Sect-3	Speed	Laptime Pit
1		104.4	1:02.066	89.7	35.342	95.9	2:16.310	6	31.395	103.6	1:00.460	91.0	34.595	95.8	2:06.450
2	31.914	104.6	1:00.757	90.1	34.877	94.3	2:07.548	7	31.004	105.1	1:00.602	90.5	34.605	95.8	2:06.211
3	31.547	103.3	1:00.249	89.3	34.710	95.2	2:06.506	8	31.295	104.0	1:00.056	91.2	34.819	95.5	2:06.170
4	31.365	103.6	1:01.113	88.4	34.739	95.9	2:07.217	9	30.959	104.8	1:00.587	90.3	34.882	96.2	2:06.428
5	31.009	104.0	1:00.193	91.2	34.660	95.2	2:05.862	10	31.369	105.2	1:00.902	90.7	35.129	86.5	2:07.400

47	Nigel Cox (K2)							Ford Lotus Cortina							
lap	Sect-1	Speed	Sect-2	Speed	Sect-3	Speed	Laptime Pit	lap	Sect-1	Speed	Sect-2	Speed	Sect-3	Speed	Laptime Pit
1		97.4	1:05.413	85.0	36.154	91.1	2:24.226	2	51.414	97.9	1:06.561	56.5			3:12.957

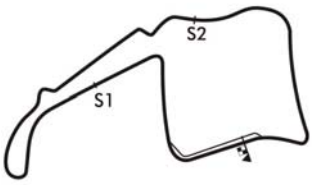

Session Start: 12:05:21 - Finish: 12:26:35
Weather/Track Conditions: Cloud/Dry
Circuit: Oulton Park International
Track Length: 4.332 Km - 2.6918 miles
Printed: 27-08-2018 - 12:29

MST
Results: www.mstworld.com. Live Timing: https://livetiming.getraceresults.com/mst. Email: timing@mstworld.com

Oulton Park Gold Cup Historic Race Meeting - 25 - 27 Aug 2018

HSCC/HRSR Historic Touring Cars

Race 13 - Sector Analysis

52 Michael Stephenson (K2) — Ford Lotus Cortina

lap	Sect-1	Speed	Sect-2	Speed	Sect-3	Speed	Laptime	Pit	lap	Sect-1	Speed	Sect-2	Speed	Sect-3	Speed	Laptime	Pit
1		91.6	1:09.714	79.4	38.764	93.8	2:35.968		6	34.043	99.8	1:07.563	75.4	38.656	92.8	2:20.262	
2	35.242	100.3	1:06.361	80.9	38.505	93.5	2:20.108		7	33.931	97.1	1:05.085	86.8	37.388	94.8	2:16.404	
3	34.131	98.4	1:06.493	81.9	38.274	93.8	2:18.898		8	33.939	101.0	1:04.463	83.6	37.574	95.6	2:15.976	
4	34.495	99.4	1:05.671	83.5	37.853	94.0	2:18.019		9	33.820	98.2	1:05.742	85.3	38.124	93.6	2:17.686	
5	33.587	100.0	1:05.279	89.3	37.802	93.1	2:16.668		10	33.979	96.0	1:05.301	84.7	37.871	92.7	2:17.151	

55 Rob Wainwright (E) — Austin A40

lap	Sect-1	Speed	Sect-2	Speed	Sect-3	Speed	Laptime	Pit	lap	Sect-1	Speed	Sect-2	Speed	Sect-3	Speed	Laptime	Pit
1		95.6	1:02.471	83.5	35.534	89.4	2:17.012		6	31.122	96.1	1:00.942	82.9	35.037	88.9	2:07.101	
2	31.982	96.3	1:01.805	83.7	35.183	90.1	2:08.970		7	31.419	94.8	1:01.165	82.3	35.623	89.6	2:08.207	
3	31.337	97.2	1:00.965	83.7	34.867	89.9	2:07.169		8	31.970	97.1	1:01.268	81.9	35.576	87.8	2:08.814	
4	31.132	96.8	1:00.754	84.3	34.824	90.4	2:06.710		9	31.289	95.3	1:01.825	82.6	35.047	88.9	2:08.161	
5	31.050	97.9	1:01.067	83.4	34.931	88.8	2:07.048		10	32.011	94.7	1:01.429	82.8	36.112	87.8	2:09.552	

61 Brian Webb (C) — Ford Anglia 105E

lap	Sect-1	Speed	Sect-2	Speed	Sect-3	Speed	Laptime	Pit	lap	Sect-1	Speed	Sect-2	Speed	Sect-3	Speed	Laptime	Pit
1		89.2	1:09.808	81.9	40.167	87.6	2:38.474		6	33.928	94.4	1:06.525	80.9	39.019	87.8	2:19.472	
2	34.351	94.8	1:07.534	80.3	39.727	87.3	2:21.612		7	33.784	95.5	1:06.572	81.6	38.942	89.3	2:19.298	
3	34.874	92.0	1:07.209	80.7	40.295	89.3	2:22.378		8	34.150	90.7	1:10.753	80.7	39.412	89.0	2:24.315	
4	34.064	94.1	1:06.959	81.5	38.865	88.6	2:19.888		9	35.461	88.8	1:17.850	80.4	40.384	86.6	2:33.695	
5	34.496	94.1	1:07.335	82.0	39.868	87.6	2:21.699		10								

63 Steve Cole (K2) — Ford Lotus Cortina

lap	Sect-1	Speed	Sect-2	Speed	Sect-3	Speed	Laptime	Pit	lap	Sect-1	Speed	Sect-2	Speed	Sect-3	Speed	Laptime	Pit
1		101.5	1:03.501	89.3	35.740	91.3	2:19.271		6	32.363	100.7	1:02.391	88.0	35.844	92.1	2:10.598	
2	32.644	102.4	1:02.008	88.3	35.743	91.7	2:10.395		7	32.381	99.7	1:02.492	87.8	35.788	91.6	2:10.661	
3	32.052	100.4	1:02.622	85.6	36.025	92.1	2:10.699		8	32.266	100.1	1:02.030	87.8	35.570	92.3	2:09.866	
4	32.244	100.1	1:02.528	86.8	36.068	90.5	2:10.840		9	32.118	99.4	1:03.566	87.1	36.072	92.5	2:11.756	
5	32.267	100.4	1:02.964	88.5	36.385	90.4	2:11.616		10	32.086	100.9	1:02.630	88.0	36.751	90.4	2:11.467	

68 John Marsden (D) — Austin Cooper S

lap	Sect-1	Speed	Sect-2	Speed	Sect-3	Speed	Laptime	Pit	lap	Sect-1	Speed	Sect-2	Speed	Sect-3	Speed	Laptime	Pit
1		86.7	1:08.001	79.0	38.359	83.6	2:33.533		6	33.435	92.8	1:05.086	79.4	37.612	84.8	2:16.133	
2	34.026	89.5	1:06.691	78.7	38.633	83.3	2:19.350		7	33.285	93.5	1:04.413	79.6	37.344	85.0	2:15.042	
3	33.482	93.0	1:06.372	79.2	38.554	84.4	2:18.408		8	33.140	87.2	1:06.468	78.4	37.807	84.2	2:17.415	
4	33.948	91.2	1:06.064	77.7	37.847	83.7	2:17.859		9	33.678	92.2	1:05.351	78.7	38.136	84.2	2:17.165	
5	34.741	91.2	1:05.946	79.2	37.804	85.7	2:18.491		10	33.585	90.7	1:05.980	78.6	37.845	81.3	2:17.410	

69 Bob Bullen (C) — Ford Anglia

lap	Sect-1	Speed	Sect-2	Speed	Sect-3	Speed	Laptime	Pit	lap	Sect-1	Speed	Sect-2	Speed	Sect-3	Speed	Laptime	Pit
1		98.7	1:02.217	87.0	35.427	90.0	2:18.210		6	31.987	97.1	1:00.787	87.8	34.611	93.1	2:07.385	
2	32.241	99.1	1:00.988	88.1	34.774	93.6	2:08.003		7	31.049	101.5	1:01.006	86.9	34.740	91.0	2:06.795	
3	31.967	100.3	1:00.920	86.2	35.021	92.6	2:07.908		8	1:10.021	94.1	1:04.833	82.7	37.580	85.8	2:52.434	
4	31.591	98.8	1:00.471	86.0	34.808	92.1	2:06.870		9	33.725	94.8	1:04.019	81.8	38.985	85.3	2:16.729	
5	31.666	100.6	1:00.800	88.0	34.586	92.5	2:07.052		10	34.568	94.3	1:06.969	79.3	39.122	76.3	2:20.659	

71 Tim Harber (D) — Austin Mini

lap	Sect-1	Speed	Sect-2	Speed	Sect-3	Speed	Laptime	Pit	lap	Sect-1	Speed	Sect-2	Speed	Sect-3	Speed	Laptime	Pit
1		95.9	1:20.057	81.9	37.349	88.7	2:36.982		5	32.267	94.5	1:02.855	82.5	41.087	82.7	2:16.209	
2	34.821	94.9	1:04.490	82.9	36.361	88.2	2:15.672		6	34.036	92.8	1:06.024	74.8	42.674	81.5	2:22.734	
3	32.205	96.6	1:03.991	84.0	36.255	88.2	2:12.451		7	34.688	91.2	1:06.862	79.6	37.663	82.0	2:19.213	
4	32.118	95.7	1:03.706	83.6	36.229	88.4	2:12.053		8								

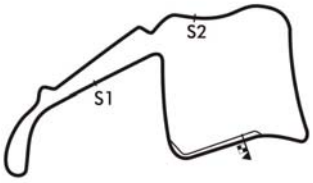

Session Start: 12:05:21 - Finish: 12:26:35
Weather/Track Conditions: Cloud/Dry
Circuit: Oulton Park International
Track Length: 4.332 Km - 2.6918 miles
Printed: 27-08-2018 - 12:29

MST
Results: www.mstworld.com. Live Timing: https://livetiming.getraceresults.com/mst. Email: timing@mstworld.com

Oulton Park Gold Cup Historic Race Meeting - 25 - 27 Aug 2018

HSCC/HRSR Historic Touring Cars

Race 13 - Sector Analysis

74 Nick Riley (K3) — Austin Mini Cooper S

lap	Sect-1	Speed	Sect-2	Speed	Sect-3	Speed	Laptime	Pit	lap	Sect-1	Speed	Sect-2	Speed	Sect-3	Speed	Laptime	Pit
1		94.8	1:08.014	82.1	38.475	86.6	2:32.698		6	32.413	96.4	1:05.141	82.2	37.608	87.6	2:15.162	
2	33.882	95.3	1:06.886	82.7	37.933	87.6	2:18.701		7	32.335	96.4	1:04.030	82.6	36.124	89.0	2:12.489	
3	32.953	95.1	1:04.200	83.0	36.839	88.0	2:13.992		8	32.711	96.0	1:03.220	83.8	36.061	89.4	2:11.992	
4	32.521	96.1	1:04.176	82.8	36.215	88.9	2:12.912		9	32.163	96.7	1:03.593	83.4	36.036	87.5	2:11.792	
5	32.195	96.1	1:04.062	83.4	36.575	89.2	2:12.832		10	31.977	96.4	1:03.350	83.8	36.650	86.8	2:11.977	

77 Mike Kearon (D) — Morris Cooper S

lap	Sect-1	Speed	Sect-2	Speed	Sect-3	Speed	Laptime	Pit	lap	Sect-1	Speed	Sect-2	Speed	Sect-3	Speed	Laptime	Pit
1		91.8	1:12.258	74.3	40.375	82.1	2:40.539		5	34.036	93.2	1:10.959	75.9	39.075	83.3	2:24.070	
2	34.592	91.6	1:11.413	76.1	39.671	83.3	2:25.676		6	35.330	92.7	1:09.957	78.3	39.211	83.0	2:24.498	
3	34.046	93.2	1:09.509	77.7	38.660	84.3	2:22.215		7	34.791	91.6	1:10.063	76.5			2:31.428	
4	33.700	92.5	1:08.805	78.6	40.374	83.0	2:22.879		8								

78 Colin Flynn (D) — Morris Mini Cooper S

lap	Sect-1	Speed	Sect-2	Speed	Sect-3	Speed	Laptime	Pit	lap	Sect-1	Speed	Sect-2	Speed	Sect-3	Speed	Laptime	Pit
1		93.7	1:10.086	82.5	39.086	87.0	2:35.904		6	35.832	90.3	1:08.600	80.2	39.164	84.0	2:23.596	
2	36.335	93.4	1:10.088	61.5	41.948	83.1	2:28.371		7	35.479	89.8	1:09.227	69.0	43.831	83.8	2:28.537	
3	37.038	92.6	1:08.847	77.6	39.927	84.5	2:25.812		8	35.904	90.0	1:10.656	78.5	39.994	84.4	2:26.554	
4	36.536	90.9	1:08.195	80.5	39.620	85.5	2:24.351		9	36.582	91.1	1:12.509	55.1	43.668	76.0	2:32.759	
5	35.893	91.6	1:09.069	79.9	39.749	84.2	2:24.711		10								

85 Roger Godfrey (D) — Austin Cooper S

lap	Sect-1	Speed	Sect-2	Speed	Sect-3	Speed	Laptime	Pit	lap	Sect-1	Speed	Sect-2	Speed	Sect-3	Speed	Laptime	Pit
1		98.7	1:06.396	85.8	36.156	91.3	2:23.090		6	32.234	94.4	1:02.681	84.8	35.968	90.5	2:10.883	
2	32.220	99.8	1:03.153	85.8	36.195	91.2	2:11.568		7	32.699	96.7	1:03.256	84.3	35.961	90.6	2:11.916	
3	32.293	99.1	1:02.666	85.4	36.316	91.5	2:11.275		8	31.940	98.7	1:02.194	85.0	36.055	90.5	2:10.189	
4	31.951	98.7	1:03.041	84.6	36.001	90.6	2:10.993		9	32.079	98.2	1:03.425	84.7	35.725	91.1	2:11.229	
5	31.836	97.9	1:02.500	85.6	36.408	91.6	2:10.744		10	32.014	98.7	1:02.498	85.3	35.958	91.3	2:10.470	

86 Andrew Jones (E) — Singer Chamois

lap	Sect-1	Speed	Sect-2	Speed	Sect-3	Speed	Laptime	Pit	lap	Sect-1	Speed	Sect-2	Speed	Sect-3	Speed	Laptime	Pit
1		92.8	1:04.970	82.1	36.598	85.1	2:23.893		6	33.998	90.9	1:04.015	76.4	37.595	82.6	2:15.608	
2	32.253	95.5	1:02.830	80.4	36.505	86.2	2:11.588		7	33.124	90.7	1:04.212	78.4	37.372	82.7	2:14.708	
3	32.365	94.4	1:02.809	80.4	36.437	87.1	2:11.611		8	33.051	92.3	1:02.883	79.2	36.854	84.7	2:12.788	
4	32.303	92.8	1:02.620	79.8	36.960	84.1	2:11.883		9	32.549	92.2	1:02.707	78.7	37.076	83.6	2:12.332	
5	32.947	91.3	1:03.750	76.5	38.994	77.4	2:15.691		10	33.017	90.5	1:03.310	77.0	38.229	80.9	2:14.556	

89 Adrian Oliver (E) — Hillman Imp

lap	Sect-1	Speed	Sect-2	Speed	Sect-3	Speed	Laptime	Pit	lap	Sect-1	Speed	Sect-2	Speed	Sect-3	Speed	Laptime	Pit
1		99.5	1:03.055	86.2	35.699	91.7	2:18.287		6	31.283	99.7	1:00.685	87.0	34.330	93.2	2:06.298	
2	32.960	99.4	1:01.272	86.2	34.819	93.2	2:09.051		7	31.244	99.5	1:00.739	87.1	34.812	91.5	2:06.795	
3	31.346	100.4	1:01.565	86.6	34.887	92.8	2:07.798		8	31.590	100.4	1:01.682	84.3	34.717	93.1	2:07.989	
4	31.304	99.2	1:01.089	86.3	34.733	93.0	2:07.126		9	31.358	100.3	1:01.820	86.9	35.219	93.4	2:08.397	
5	31.405	100.7	1:02.141	86.5	34.672	92.7	2:08.218		10	31.754	98.5	1:01.622	87.0	35.307	91.0	2:08.683	

93 Stuart Kerr (E) — Singer Chamois

lap	Sect-1	Speed	Sect-2	Speed	Sect-3	Speed	Laptime	Pit	lap	Sect-1	Speed	Sect-2	Speed	Sect-3	Speed	Laptime	Pit
1		91.7	1:10.181	79.7	38.507	86.3	2:34.303		6	34.790	93.9	1:06.930	77.9	39.038	85.7	2:20.758	
2	34.293	93.2	1:07.711	77.4	39.358	85.8	2:21.362		7	34.799	92.5	1:06.595	78.6	38.860	85.7	2:20.254	
3	35.350	93.6	1:07.268	78.0	39.729	85.8	2:22.347		8	34.755	90.4	1:08.220	76.5	39.232	85.2	2:22.207	
4	35.122	91.5	1:07.059	77.7	39.344	84.9	2:21.525		9	34.586	92.7	1:09.135	77.6	40.319	77.6	2:24.040	
5	35.076	92.6	1:06.357	79.0	38.760	85.7	2:20.193		10								

155 Simon Knight (I) — Hillman Imp

lap	Sect-1	Speed	Sect-2	Speed	Sect-3	Speed	Laptime	Pit	lap	Sect-1	Speed	Sect-2	Speed	Sect-3	Speed	Laptime	Pit
1		85.9	1:17.508	68.7	43.589	77.3	2:50.721		5	40.684	69.9	1:16.598	73.5	44.684	79.2	2:41.966	
2	39.389	77.9	1:16.686	74.3	47.062	59.1	2:43.137		6	38.862	80.7	1:16.168	76.5	45.172	82.7	2:40.202	
3	42.737	76.6	1:20.957	65.6	44.811	80.4	2:48.505		7	39.038	81.2	1:19.138	76.1	44.900	75.5	2:43.076	
4	39.650	81.8	1:20.477	74.4	45.691	69.7	2:45.818		8	40.036	83.5	1:15.477	72.9	42.922	79.1	2:38.435	

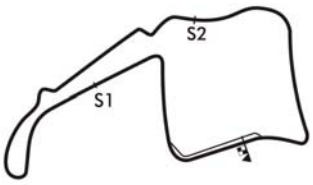

Session Start: 12:05:21 - Finish: 12:26:35
Weather/Track Conditions: Cloud/Dry
Circuit: Oulton Park International
Track Length: 4.332 Km - 2.6918 miles
Printed: 27-08-2018 - 12:29

MST
Results: www.mstworld.com. Live Timing: https://livetiming.getraceresults.com/mst. Email: timing@mstworld.com

Oulton Park Gold Cup Historic Race Meeting - 25 - 27 Aug 2018

HSCC/HRSR Historic Touring Cars

Race 13 - Sector Analysis

163	Katsu Kubota (K2)								Ford Lotus Cortina							
lap	Sect-1	Speed	Sect-2	Speed	Sect-3	Speed	Laptime	Pit	lap	Sect-1	Speed	Sect-2	Speed	Sect-3	Speed	Laptime	Pit
1		102.9	1:05.000	90.0	35.716	94.7	2:22.229		6	31.809	103.2	1:02.524	87.8	35.867	93.2	2:10.200	
2	32.029	102.9	1:03.109	90.6	36.152	94.4	2:11.290		7	32.446	102.1	1:01.127	90.0	36.545	90.1	2:10.118	
3	32.291	103.2	1:03.214	89.8	36.491	94.5	2:11.996		8	31.708	104.4	1:01.094	88.0	35.211	93.6	2:08.013	
4	31.635	103.6	1:02.976	89.7	35.606	95.1	2:10.217		9	31.442	103.2	1:02.157	88.4	37.084	91.6	2:10.683	
5	32.260	102.5	1:02.548	90.6	36.484	94.0	2:11.292		10	31.914	104.1	1:03.472	77.8	38.497	93.1	2:13.883	

171	Larry Warr (K3)								Morris Mini Cooper S							
lap	Sect-1	Speed	Sect-2	Speed	Sect-3	Speed	Laptime	Pit	lap	Sect-1	Speed	Sect-2	Speed	Sect-3	Speed	Laptime	Pit
1		93.9	1:08.543	78.0	39.286	87.2	2:32.077		6	33.976	94.8	1:04.790	81.8	37.473	88.2	2:16.239	
2	34.955	95.3	1:07.773	79.9	38.325	87.2	2:21.053		7	33.685	94.0	1:04.078	83.0	36.959	89.3	2:14.722	
3	34.173	95.3	1:05.828	78.1	38.880	87.9	2:18.881		8	32.731	94.9	1:04.460	82.3	37.086	88.7	2:14.277	
4	34.124	95.2	1:05.625	82.6	37.606	88.2	2:17.355		9	33.577	94.8	1:03.972	82.5	37.052	89.4	2:14.601	
5	33.916	94.0	1:05.537	82.3	37.538	88.9	2:16.991		10	33.291	94.8	1:03.379	82.6	36.859	88.0	2:13.529	

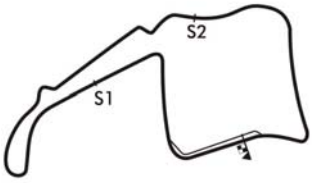

Session Start: 12:05:21 - Finish: 12:26:35
Weather/Track Conditions: Cloud/Dry
Circuit: Oulton Park International
Track Length: 4.332 Km - 2.6918 miles
Printed: 27-08-2018 - 12:29

MST
Results: www.mstworld.com. Live Timing: https://livetiming.getraceresults.com/mst. Email: timing@mstworld.com

Oulton Park Gold Cup Historic Race Meeting - 25 - 27 Aug 2018

HSCC/HRSR Historic Touring Cars

Race 13 - Best Sector Times

	SECTOR 1			SECTOR 2			SECTOR 3		
	NO	TIME	LAP	NO	TIME	LAP	NO	TIME	LAP
1	32	30.959	9	32	1:00.056	8	89	34.330	6
2	69	31.049	7	25	1:00.243	5	69	34.586	5
3	55	31.050	5	1	1:00.306	8	32	34.595	6
4	25	31.162	5	69	1:00.471	4	25	34.678	4
5	1	31.163	3	89	1:00.685	6	1	34.743	6
6	89	31.244	7	55	1:00.754	4	55	34.824	4
7	163	31.442	9	163	1:01.094	8	163	35.211	8
8	85	31.836	5	63	1:02.008	2	63	35.570	8
9	15	31.882	4	85	1:02.194	8	15	35.698	10
10	4	31.935	10	17	1:02.252	7	85	35.725	9
11	17	31.942	10	15	1:02.616	10	4	35.827	9
12	74	31.977	10	86	1:02.620	4	17	35.920	9
13	63	32.052	3	71	1:02.855	5	74	36.036	9
14	71	32.118	4	74	1:03.220	8	47	36.154	1
15	86	32.253	2	171	1:03.379	10	71	36.229	4
16	171	32.731	8	4	1:03.536	8	86	36.437	3
17	68	33.140	8	68	1:04.413	7	171	36.859	10
18	28	33.147	9	52	1:04.463	8	68	37.344	7
19	52	33.587	5	47	1:05.413	1	52	37.388	7
20	77	33.700	4	28	1:05.943	5	28	38.005	9
21	61	33.784	7	93	1:06.357	5	93	38.507	1
22	93	34.293	2	61	1:06.525	6	77	38.660	3
23	78	35.479	7	78	1:08.195	4	61	38.865	4
24	47	37.639	1	77	1:08.805	4	78	39.086	1
25	155	38.862	6	155	1:15.477	8	155	42.922	8

IDEAL / BEST LAP COMPARISON

NO	NAME	BEST	IN	IDEAL	DIFF
32	Richard Belcher	2:05.862	5	2:05.610	+0.252
25	Barry Sime	2:06.148	5	2:06.083	+0.065
89	Adrian Oliver	2:06.298	6	2:06.259	+0.039
55	Rob Wainwright	2:06.710	4	2:06.628	+0.082
69	Bob Bullen	2:06.795	7	2:06.106	+0.689
1	Steve Platts	2:06.857	3	2:06.212	+0.645
163	Katsu Kubota	2:08.013	8	2:07.747	+0.266
63	Steve Cole	2:09.866	8	2:09.630	+0.236
85	Roger Godfrey	2:10.189	8	2:09.755	+0.434
15	Mark William Watts	2:10.502	8	2:10.196	+0.306
17	Roger Ebdon	2:10.666	10	2:10.114	+0.552
4	Adrian Miles	2:11.540	9	2:11.298	+0.242
86	Andrew Jones	2:11.588	2	2:11.310	+0.278
74	Nick Riley	2:11.792	9	2:11.233	+0.559
71	Tim Harber	2:12.053	4	2:11.202	+0.851
171	Larry Warr	2:13.529	10	2:12.969	+0.560
68	John Marsden	2:15.042	7	2:14.897	+0.145
52	Michael Stephensor	2:15.976	8	2:15.438	+0.538
28	William Dick	2:17.514	5	2:17.095	+0.419
61	Brian Webb	2:19.298	7	2:19.174	+0.124
93	Stuart Kerr	2:20.193	5	2:19.157	+1.036
77	Mike Kearon	2:22.215	3	2:21.165	+1.050
78	Colin Flynn	2:23.596	6	2:22.760	+0.836
47	Nigel Cox	2:24.226	1	2:19.206	+5.020
155	Simon Knight	2:38.435	8	2:37.261	+1.174

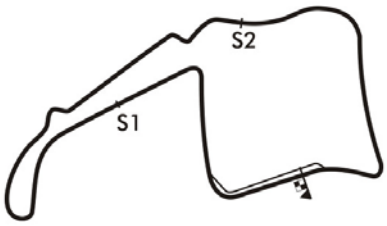

Session Start: 12:05:21 - Finish: 12:26:35
Weather/Track Conditions: Cloud/Dry
Circuit: Oulton Park International
Track Length: 4.332 Km - 2.6918 miles
Printed: 27-08-2018 - 12:29

Oulton Park Gold Cup Historic Race Meeting - 25 - 27 Aug 2018

HSCC/HRSR Historic Touring Cars

Race 13 - Best Sector Speeds

	NO	SECTOR 1	MPH	NO	SECTOR 2	MPH	NO	SECTOR 3	MPH
1	4	Adrian Miles	107.9	4	Adrian Miles	94.1	4	Adrian Miles	100.0
2	15	Mark William Watts	106.1	32	Richard Belcher	91.2	15	Mark William Watts	97.4
3	32	Richard Belcher	105.2	15	Mark William Watts	91.1	32	Richard Belcher	96.2
4	163	Katsu Kubota	104.4	163	Katsu Kubota	90.6	52	Michael Stephenson	95.6
5	63	Steve Cole	102.4	52	Michael Stephenson	89.3	163	Katsu Kubota	95.1
6	69	Bob Bullen	101.5	63	Steve Cole	89.3	69	Bob Bullen	93.6
7	52	Michael Stephenson	101.0	69	Bob Bullen	88.1	89	Adrian Oliver	93.4
8	89	Adrian Oliver	100.7	89	Adrian Oliver	87.1	63	Steve Cole	92.5
9	85	Roger Godfrey	99.8	1	Steve Platts	86.1	25	Barry Sime	92.0
10	1	Steve Platts	99.7	85	Roger Godfrey	85.8	85	Roger Godfrey	91.6
11	25	Barry Sime	98.8	17	Roger Ebdon	85.4	1	Steve Platts	91.3
12	17	Roger Ebdon	98.5	25	Barry Sime	85.1	47	Nigel Cox	91.1
13	47	Nigel Cox	97.9	47	Nigel Cox	85.0	55	Rob Wainwright	90.4
14	55	Rob Wainwright	97.9	55	Rob Wainwright	84.3	17	Roger Ebdon	89.9
15	74	Nick Riley	96.7	71	Tim Harber	84.0	74	Nick Riley	89.4
16	71	Tim Harber	96.6	74	Nick Riley	83.8	171	Larry Warr	89.4
17	28	William Dick	95.5	171	Larry Warr	83.0	61	Brian Webb	89.3
18	61	Brian Webb	95.5	78	Colin Flynn	82.5	71	Tim Harber	88.7
19	86	Andrew Jones	95.5	86	Andrew Jones	82.1	86	Andrew Jones	87.1
20	171	Larry Warr	95.3	61	Brian Webb	82.0	78	Colin Flynn	87.0
21	93	Stuart Kerr	93.9	93	Stuart Kerr	79.7	93	Stuart Kerr	86.3
22	78	Colin Flynn	93.7	28	William Dick	79.6	68	John Marsden	85.7
23	68	John Marsden	93.5	68	John Marsden	79.6	28	William Dick	85.2
24	77	Mike Kearon	93.2	77	Mike Kearon	78.6	77	Mike Kearon	84.3
25	155	Simon Knight	85.9	155	Simon Knight	76.5	155	Simon Knight	82.7

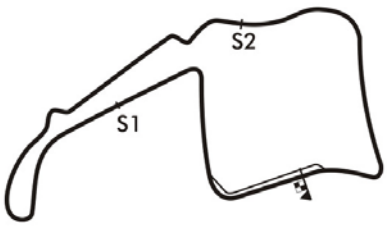

Session Start: 12:05:21 - Finish: 12:26:35
Weather/Track Conditions: Cloud/Dry
Circuit: Oulton Park International
Track Length: 4.332 Km - 2.6918 miles
Printed: 27-08-2018 - 12:30

Oulton Park Gold Cup Historic Race Meeting - 25 - 27 Aug 2018

HSCC/HRSR Historic Touring Cars

Race 13 - Lap Chart

Lap 1			Lap 2			Lap 3			Lap 4			Lap 5			Lap 6		
NO	Behind	Laptime	NO	Behind	Laptime	NO	Behind	Laptime	NO	Behind	Laptime	NO	Behind	Laptime	NO	Behind	Laptime
1		2:15.853	32		2:07.548	32		2:06.506	32		2:07.217	32		2:05.862	32		2:06.450
25	0.144	2:15.997	25	0.585	2:08.446	25	1.357	2:07.278	25	0.792	2:06.652	25	1.078	2:06.148	25	1.284	2:06.656
32	0.457	2:16.310	1	1.723	2:09.728	1	2.074	2:06.857	1	1.783	2:06.926	55	3.466	2:07.048	55	4.117	2:07.101
55	1.159	2:17.012	55	2.124	2:08.970	55	2.787	2:07.169	55	2.280	2:06.710	1	3.809	2:07.888	1	4.986	2:07.627
69	2.357	2:18.210	69	2.355	2:08.003	69	3.757	2:07.908	69	3.410	2:06.870	69	4.600	2:07.052	69	5.535	2:07.385
89	2.434	2:18.287	89	3.480	2:09.051	89	4.772	2:07.798	89	4.681	2:07.126	89	7.037	2:08.218	89	6.885	2:06.298
63	3.418	2:19.271	63	5.808	2:10.395	63	10.001	2:10.699	63	13.624	2:10.840	63	19.378	2:11.616	63	23.526	2:10.598
15	5.908	2:21.761	15	9.410	2:11.507	15	14.607	2:11.703	15	17.924	2:10.534	15	22.828	2:10.766	15	26.983	2:10.605
163	6.376	2:22.229	163	9.661	2:11.290	163	15.151	2:11.996	163	18.151	2:10.217	163	23.581	2:11.292	163	27.331	2:10.200
17	6.943	2:22.796	17	10.401	2:11.463	85	15.569	2:11.275	85	19.345	2:10.993	85	24.227	2:10.744	85	28.660	2:10.883
85	7.237	2:23.090	85	10.800	2:11.568	17	16.267	2:12.372	17	20.021	2:10.971	155	1 LAP	2:45.818	17	30.471	2:11.366
86	8.040	2:23.893	86	11.623	2:11.588	86	16.728	2:11.611	86	21.394	2:11.883	17	25.555	2:11.396	86	40.381	2:15.608
47	8.373	2:24.226	4	24.059	2:16.470	4	32.684	2:15.131	4	38.928	2:13.461	86	31.223	2:15.691	4	55.637	2:15.475
28	15.126	2:30.979	74	27.541	2:18.701	71	34.741	2:12.451	71	39.577	2:12.053	4	46.612	2:13.546	74	56.404	2:15.162
4	15.594	2:31.447	28	27.935	2:20.814	74	35.027	2:13.992	74	40.722	2:12.912	74	47.692	2:12.832	155	1 LAP	2:41.966
171	16.224	2:32.077	71	28.796	2:15.672	68	40.927	2:18.408	68	51.569	2:17.859	71	49.924	2:16.209	71	1:06.208	2:22.734
74	16.845	2:32.698	68	29.025	2:19.350	171	41.647	2:18.881	171	51.785	2:17.355	171	1:02.914	2:16.991	171	1:12.703	2:16.239
68	17.680	2:33.533	171	29.272	2:21.053	28	41.778	2:20.349	28	54.270	2:19.709	68	1:04.198	2:18.491	68	1:13.881	2:16.133
93	18.450	2:34.303	93	31.807	2:21.362	52	44.610	2:18.898	52	55.412	2:18.019	28	1:05.922	2:17.514	28	1:19.720	2:20.248
78	20.051	2:35.904	52	32.218	2:20.108	93	47.648	2:22.347	93	1:01.956	2:21.525	52	1:06.218	2:16.668	52	1:20.030	2:20.262
52	20.115	2:35.968	61	36.228	2:21.612	61	52.100	2:22.378	61	1:04.771	2:19.888	93	1:16.287	2:20.193	93	1:30.595	2:20.758
71	21.129	2:36.982	78	40.417	2:28.371	77	58.066	2:22.215	77	1:13.728	2:22.879	61	1:20.608	2:21.699	61	1:33.630	2:19.472
61	22.621	2:38.474	77	42.357	2:25.676	78	59.723	2:25.812	78	1:16.857	2:24.351	77	1:31.936	2:24.070	77	1:49.984	2:24.498
77	24.686	2:40.539	155	1:10.000	2:43.137	155	1:51.999	2:48.505				78	1:35.706	2:24.711	78	1:52.852	2:23.596
155	34.868	2:50.721	**47**	1:13.325	3:12.957												

Session Start: 12:05:21 - Finish: 12:26:35
Weather/Track Conditions: Cloud/Dry
Circuit: Oulton Park International
Track Length: 4.332 Km - 2.6918 miles
Printed: 27-08-2018 - 12:30

MST
Results: www.mstworld.com. Live Timing: https://livetiming.getraceresults.com/mst. Email: timing@mstworld.com

Oulton Park Gold Cup Historic Race Meeting - 25 - 27 Aug 2018

HSCC/HRSR Historic Touring Cars

Race 13 - Lap Chart

Lap 7			Lap 8			Lap 9			Lap 10		
NO	Behind	Laptime	NO	Behind	Laptime	NO	Behind	Laptime	NO	Behind	Laptime
32		2:06.211	32		2:06.170	32		2:06.428	32		2:07.400
25	1.448	2:06.375	25	1.921	2:06.643	25	2.971	2:07.478	25	3.057	2:07.486
1	5.785	2:07.010	1	6.477	2:06.862	155	2 LAPS	2:43.076	1	10.336	2:09.307
55	6.113	2:08.207	55	8.757	2:08.814	1	8.429	2:08.380	93	1 LAP	2:24.040
69	6.119	2:06.795	78	1 LAP	2:28.537	55	10.490	2:08.161	89	12.540	2:08.683
89	7.469	2:06.795	**77**	1 LAP	2:31.428	89	11.257	2:08.397	55	12.642	2:09.552
63	27.976	2:10.661	89	9.288	2:07.989	78	1 LAP	2:26.554	61	1 LAP	2:33.695
163	31.238	2:10.118	63	31.672	2:09.866	63	37.000	2:11.756	155	2 LAPS	2:38.435
15	33.131	2:12.359	163	33.081	2:08.013	163	37.336	2:10.683	63	41.067	2:11.467
85	34.365	2:11.916	15	37.463	2:10.502	15	42.111	2:11.076	163	43.819	2:13.883
17	35.068	2:10.808	85	38.384	2:10.189	85	43.185	2:11.229	15	45.241	2:10.530
86	48.878	2:14.708	17	39.567	2:10.669	17	43.989	2:10.850	85	46.255	2:10.470
4	1:01.830	2:12.404	69	52.383	2:52.434	86	1:01.400	2:12.332	17	47.255	2:10.666
74	1:02.682	2:12.489	86	55.496	2:12.788	69	1:02.684	2:16.729	78	1 LAP	2:32.759
71	1:19.210	2:19.213	4	1:07.721	2:12.061	4	1:12.833	2:11.540	86	1:08.556	2:14.556
171	1:21.214	2:14.722	74	1:08.504	2:11.992	74	1:13.868	2:11.792	69	1:15.943	2:20.659
68	1:22.712	2:15.042	171	1:29.321	2:14.277	171	1:37.494	2:14.601	4	1:17.273	2:11.840
52	1:30.223	2:16.404	68	1:33.957	2:17.415	68	1:44.694	2:17.165	74	1:18.445	2:11.977
28	1:32.787	2:19.278	52	1:40.029	2:15.976	52	1:51.287	2:17.686	171	1:43.623	2:13.529
155	1 LAP	2:40.202	28	1:44.994	2:18.377	28	1:56.401	2:17.835	68	1:54.704	2:17.410
93	1:44.638	2:20.254	93	2:00.675	2:22.207				52	2:01.038	2:17.151
61	1:46.717	2:19.298	61	2:04.862	2:24.315				28	2:07.835	2:18.834

Session Start: 12:05:21 - Finish: 12:26:35
Weather/Track Conditions: Cloud/Dry
Circuit: Oulton Park International
Track Length: 4.332 Km - 2.6918 miles
Printed: 27-08-2018 - 12:30

MST
Results: www.mstworld.com. Live Timing: https://livetiming.getraceresults.com/mst. Email: timing@mstworld.com

Oulton Park Gold Cup Historic Race Meeting - 25 - 27 Aug 2018

HSCC/HRSR Historic Touring Cars

Race 19 - Starting Grid

Sheet No:

Start Time : 17:20 - Heat Duration : 20 Minutes

ROW							
13	25	47	Nigel Cox				
12	23	71	Tim Harber	24	77	Ian Cameron	
11	21	78	Colin Flynn	22	155	Simon Knight	
10	19	93	Stuart Kerr	20	61	Brian Webb	
9	17	52	Michael Stephenson	18	28	David Erwin	
8	15	171	Larry Warr	16	68	John Marsden	
7	13	4	Adrian Miles	14	74	Nick Riley	
6	11	86	Andrew Jones	12	69	Bob Bullen	
5	9	85	Roger Godfrey	10	17	Roger Ebdon	
4	7	163	Katsu Kubota	8	15	Mark William Watts	
3	5	55	Rob Wainwright	6	63	Steve Cole	
2	3	1	Steve Platts	4	89	Adrian Oliver	
1	1	32	Richard Belcher	2	25	Barry Sime	

Pole Right

Circuit: Oulton Park International
Track Length: 4.332 Km - 2.6918 miles

These results are provisional until the conclusion of any judicial and technical matters.

Clerk of the Course:	Timekeeper:	Issued at:
Julian Floyd	Nick Palmer	

MST

Printed : 27-08-2018 - 15:32

Results: www.mstworld.com. Live Timing: https://livetiming.getraceresults.com/mst. Email: timing@mstworld.com

Oulton Park Gold Cup Historic Race Meeting - 25 - 27 Aug 2018

HSCC/HRSR Historic Touring Cars

Race 19 - Classification

Sheet No:

POS	NO	DRIVER/S	CLASS	CLASS POS	CAR MAKE / MODEL	TIME	LAPS	GAP	DIFF	MPH	BEST	ON
1	25	Barry Sime	K3	1	Morris Mini Cooper S	20:16.312	8	-- 8 laps --		63.73	2:06.932	3
2	1	Steve Platts	E	1	Singer Chamois	20:16.686	8	0.374	0.374	63.72	2:06.948	3
3	89	Adrian Oliver	E	2	Hillman Imp	20:17.312	8	1.000	0.626	63.68	2:07.102	8
4	69	Bob Bullen	C	1	Ford Anglia	20:19.814	8	3.502	2.502	63.55	2:06.691	3
5	55	Rob Wainwright	E	3	Austin A40	20:20.334	8	4.022	0.520	63.52	2:07.234	3
6	163	Katsu Kubota	K2	1	Ford Lotus Cortina	20:21.771	8	5.459	1.437	63.45	2:09.685	4
7	63	Steve Cole	K2	2	Ford Lotus Cortina	20:22.332	8	6.020	0.561	63.42	2:09.616	8
8	74	Nick Riley	K3	2	Austin Mini Cooper S	20:26.346	8	10.034	4.014	63.21	2:11.775	8
9	77	Ian Cameron	D	1	Morris Cooper S	20:26.662	8	10.350	0.316	63.19	2:11.344	4
10	47	Nigel Cox	K2	3	Ford Lotus Cortina	20:28.369	8	12.057	1.707	63.11	2:12.937	8
11	4	Adrian Miles	K1	1	Ford Mustang	20:28.997	8	12.685	0.628	63.08	2:12.662	8
12	171	Larry Warr	K3	3	Morris Mini Cooper S	20:30.983	8	14.671	1.986	62.98	2:13.608	8
13	68	John Marsden	D	2	Austin Cooper S	20:35.942	8	19.630	4.959	62.72	2:16.017	8
14	52	Michael Stephenson	K2	4	Ford Lotus Cortina	20:36.932	8	20.620	0.990	62.67	2:16.075	8
15	28	David Erwin	K2	5	Alfa Romeo Giulia Ti	20:41.880	8	25.568	4.948	62.42	2:19.833	8
16	93	Stuart Kerr	E	4	Singer Chamois	20:43.582	8	27.270	1.702	62.34	2:19.411	8
17	61	Brian Webb	C	2	Ford Anglia 105E	20:43.819	8	27.507	0.237	62.32	2:20.057	2
18	85	Roger Godfrey	D	3	Austin Cooper S	20:48.435	8	32.123	4.616	62.09	2:21.325	8
19	78	Colin Flynn	D	4	Morris Mini Cooper S	20:51.826	8	35.514	3.391	61.93	2:24.267	2
20	86	Andrew Jones	E	5	Singer Chamois	21:29.792	8	1:13.480	37.966	60.11	2:33.035	3
21	155	Simon Knight	I	1	Hillman Imp	20:27.978	7	-- 7 laps --	1:32.013	55.23	2:36.140	2
		---------- NOT CLASSIFIED ----------										
DNF	32	Richard Belcher	B		Ford Lotus Cortina	6:30.048	3	-- 3 laps --		74.53	2:07.237	3
DNF	15	Mark William Watts	K1		Ford Mustang	6:31.706	3	1.658	1.658	74.22	2:06.952	2
DNF	17	Roger Ebdon	K3		Morris Mini	2:42.200	1	-- 1 laps --	24.681	59.74		

---------- FASTEST LAP SUMMARY ----------

NO	DRIVER/S	CLASS	CAR MAKE / MODEL	FASTEST LAP	ON	MPH
69	Bob Bullen	C	Ford Anglia	2:06.691	3	76.49
25	Barry Sime	K3	Morris Mini Cooper S	2:06.932	3	76.34
1	Steve Platts	E	Singer Chamois	2:06.948	3	76.33
15	Mark William Watts	K1	Ford Mustang	2:06.952	2	76.33
32	Richard Belcher	B	Ford Lotus Cortina	2:07.237	3	76.16
63	Steve Cole	K2	Ford Lotus Cortina	2:09.616	8	74.76
77	Ian Cameron	D	Morris Cooper S	2:11.344	4	73.78
155	Simon Knight	I	Hillman Imp	2:36.140	2	62.06

Car 71 - non starter.

Session Start: 17:22:11 - Finish: 17:42:27
Weather/Track Conditions: Cloud/Dry
Circuit: Oulton Park International
Track Length: 4.332 Km - 2.6918 miles

These results are provisional until the conclusion of any judicial and technical matters.

Clerk of the Course:	Timekeeper:	Issued at:
Julian Floyd	Nick Palmer	

Oulton Park Gold Cup Historic Race Meeting - 25 - 27 Aug 2018

HSCC/HRSR Historic Touring Cars

Race 19 - Sector Analysis

1	Steve Platts (E)							Singer Chamois							
lap	Sect-1	Speed	Sect-2	Speed	Sect-3	Speed	Laptime Pit	lap	Sect-1	Speed	Sect-2	Speed	Sect-3	Speed	Laptime Pit
1		93.9	1:03.580	85.1	35.085	91.2	2:18.548	5	31.352	97.8	1:00.995	85.6	38.655	54.7	2:11.002
2	31.190	97.5	1:01.649	86.0	34.824	91.6	2:07.663	6	56.608	37.0	1:40.225	46.9	59.607	52.8	3:36.440
3	31.155	98.4	1:00.974	86.7	34.819	91.1	2:06.948	7	58.202	40.5	1:45.739	39.1	55.974	85.8	3:39.915
4	31.388	98.1	1:02.454	84.9	35.206	91.1	2:09.048	8	31.677	97.9	1:00.550	86.0	34.895	89.4	2:07.122

4	Adrian Miles (K1)							Ford Mustang							
lap	Sect-1	Speed	Sect-2	Speed	Sect-3	Speed	Laptime Pit	lap	Sect-1	Speed	Sect-2	Speed	Sect-3	Speed	Laptime Pit
1		92.3	1:08.465	86.1	37.188	100.0	2:32.833	5	32.529	97.9	1:06.700	82.9	37.985	92.1	2:17.214
2	34.351	93.6	1:08.284	79.1	37.306	99.9	2:19.941	6	39.575	85.1	1:21.011	40.6	58.564	49.4	2:59.150
3	32.313	106.6	1:04.730	91.1	36.180	97.0	2:13.223	7	1:00.071	44.5	1:44.897	42.8	54.673	99.9	3:39.641
4	32.004	102.5	1:06.237	90.5	36.092	98.7	2:14.333	8	32.696	102.2	1:04.272	93.4	35.694	100.8	2:12.662

15	Mark William Watts (K1)							Ford Mustang							
lap	Sect-1	Speed	Sect-2	Speed	Sect-3	Speed	Laptime Pit	lap	Sect-1	Speed	Sect-2	Speed	Sect-3	Speed	Laptime Pit
1		102.7	1:02.731	97.4	34.909	105.1	2:17.519	3	31.282	110.2	1:01.275	100.1	34.678	104.1	2:07.235
2	31.056	115.9	1:01.183	97.9	34.713	103.3	2:06.952	4							

17	Roger Ebdon (K3)							Morris Mini							
lap	Sect-1	Speed	Sect-2	Speed	Sect-3	Speed	Laptime Pit	lap	Sect-1	Speed	Sect-2	Speed	Sect-3	Speed	Laptime Pit
1		98.2	1:04.788	84.0			2:42.200	2							

25	Barry Sime (K3)							Morris Mini Cooper S							
lap	Sect-1	Speed	Sect-2	Speed	Sect-3	Speed	Laptime Pit	lap	Sect-1	Speed	Sect-2	Speed	Sect-3	Speed	Laptime Pit
1		95.5	1:02.183	83.8	35.133	90.8	2:16.906	5	31.551	96.3	1:00.855	84.4	38.770	50.1	2:11.176
2	31.924	94.9	1:02.043	85.1	34.776	91.1	2:08.743	6	56.790	38.2	1:39.589	44.7	1:00.353	48.1	3:36.732
3	31.498	97.4	1:00.832	85.0	34.602	91.7	2:06.932	7	58.314	41.3	1:45.633	41.6	56.072	86.5	3:40.019
4	31.274	97.8	1:01.958	84.5	34.972	90.1	2:08.204	8	31.983	96.1	1:00.635	84.9	34.982	89.7	2:07.600

28	David Erwin (K2)							Alfa Romeo Giulia Ti Super							
lap	Sect-1	Speed	Sect-2	Speed	Sect-3	Speed	Laptime Pit	lap	Sect-1	Speed	Sect-2	Speed	Sect-3	Speed	Laptime Pit
1		87.3	1:08.635	79.7	38.126	85.0	2:31.580	5	35.290	92.1	1:09.208	75.6	40.222	81.7	2:24.720
2	35.172	91.1	1:08.438	79.2	39.124	84.7	2:22.734	6	36.496	90.6	1:10.865	74.6	49.990	64.1	2:37.351
3	36.645	82.5	1:08.549	75.1	38.644	84.9	2:23.838	7	1:00.493	34.9	1:43.314	42.7	56.569	84.3	3:40.376
4	35.148	91.2	1:07.948	79.6	38.352	85.1	2:21.448	8	34.205	92.7	1:07.525	79.6	38.103	85.2	2:19.833

32	Richard Belcher (B)							Ford Lotus Cortina							
lap	Sect-1	Speed	Sect-2	Speed	Sect-3	Speed	Laptime Pit	lap	Sect-1	Speed	Sect-2	Speed	Sect-3	Speed	Laptime Pit
1		101.3	1:01.640	89.9	34.602	95.9	2:15.167	3	31.754	102.7	1:01.016	89.5	34.467	95.9	2:07.237
2	31.729	103.0	1:00.968	90.0	34.947	95.0	2:07.644	4							

47	Nigel Cox (K2)							Ford Lotus Cortina							
lap	Sect-1	Speed	Sect-2	Speed	Sect-3	Speed	Laptime Pit	lap	Sect-1	Speed	Sect-2	Speed	Sect-3	Speed	Laptime Pit
1		93.1	1:06.867	79.0	37.759	90.4	2:31.590	5	33.161	97.2	1:04.545	83.7	39.024	85.6	2:16.730
2	34.221	94.5	1:05.477	84.5	37.426	90.7	2:17.124	6	40.089	91.2	1:20.724	42.5	58.723	48.0	2:59.536
3	33.816	96.6	1:05.054	85.5	36.587	91.0	2:15.457	7	59.993	41.0	1:44.630	41.4	55.089	92.1	3:39.712
4	33.589	97.0	1:05.105	84.9	36.589	90.2	2:15.283	8	33.215	97.7	1:04.034	86.6	35.688	93.2	2:12.937

52	Michael Stephenson (K2)							Ford Lotus Cortina							
lap	Sect-1	Speed	Sect-2	Speed	Sect-3	Speed	Laptime Pit	lap	Sect-1	Speed	Sect-2	Speed	Sect-3	Speed	Laptime Pit
1		92.6	1:09.273	82.1	39.064	92.7	2:37.818	5	34.079	98.5	1:07.318	82.1	39.156	89.4	2:20.553
2	34.854	94.4	1:06.565	83.5	38.738	95.5	2:20.157	6	35.219	92.5	1:10.873	80.4	53.720	57.6	2:39.812
3	34.843	92.8	1:07.961	80.7	39.134	95.2	2:21.938	7	1:00.363	39.3	1:43.933	39.8	56.363	90.4	3:40.659
4	34.244	95.1	1:08.029	85.5	37.647	92.5	2:19.920	8	33.591	99.1	1:04.902	86.8	37.582	94.2	2:16.075

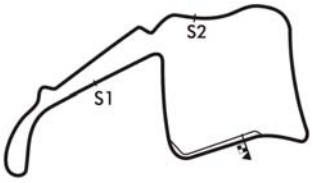

Session Start: 17:22:11 - Finish: 17:42:27
Weather/Track Conditions: Cloud/Dry
Circuit: Oulton Park International
Track Length: 4.332 Km - 2.6918 miles
Printed: 27-08-2018 - 17:44

MST
Results: www.mstworld.com. Live Timing: https://livetiming.getraceresults.com/mst. Email: timing@mstworld.com

Oulton Park Gold Cup Historic Race Meeting - 25 - 27 Aug 2018

HSCC/HRSR Historic Touring Cars

Race 19 - Sector Analysis

55 Rob Wainwright (E) — Austin A40

lap	Sect-1	Speed	Sect-2	Speed	Sect-3	Speed	Laptime	Pit	lap	Sect-1	Speed	Sect-2	Speed	Sect-3	Speed	Laptime	Pit
1		95.2	1:04.386	83.8	35.415	90.1	2:20.002		5	31.317	96.7	1:01.379	83.9	38.457	49.2	2:11.153	
2	32.379	94.8	1:01.292	82.3	34.837	89.4	2:08.508		6	57.035	35.4	1:40.778	44.1	59.013	46.8	3:36.826	
3	31.342	95.7	1:01.091	83.7	34.801	89.2	2:07.234		7	58.412	38.9	1:45.372	42.9	55.736	89.7	3:39.520	
4	31.293	95.2	1:01.031	84.7	35.024	90.2	2:07.348		8	31.869	96.4	1:02.727	84.0	35.147	90.1	2:09.743	

61 Brian Webb (C) — Ford Anglia 105E

lap	Sect-1	Speed	Sect-2	Speed	Sect-3	Speed	Laptime	Pit	lap	Sect-1	Speed	Sect-2	Speed	Sect-3	Speed	Laptime	Pit
1		93.5	1:09.778	79.9	40.438	87.5	2:36.936		5	34.192	92.8	1:10.433	63.1	44.087	75.9	2:28.712	
2	34.828	92.5	1:06.216	82.6	39.013	88.9	2:20.057		6	35.571	89.9	1:10.262	77.5	47.095	74.2	2:32.928	
3	34.882	92.0	1:07.915	76.8	39.267	89.4	2:22.064		7	59.732	33.1	1:43.578	48.2	56.377	89.3	3:39.687	
4	34.513	87.9	1:09.142	82.1	39.048	89.3	2:22.703		8	34.273	94.5	1:07.110	81.6	39.349	87.8	2:20.732	

63 Steve Cole (K2) — Ford Lotus Cortina

lap	Sect-1	Speed	Sect-2	Speed	Sect-3	Speed	Laptime	Pit	lap	Sect-1	Speed	Sect-2	Speed	Sect-3	Speed	Laptime	Pit
1		99.2	1:05.229	88.0	35.922	92.7	2:22.658		5	32.229	99.7	1:02.320	87.2	37.390	81.3	2:11.939	
2	32.177	100.6	1:02.110	89.3	35.786	92.3	2:10.073		6	47.193	36.6	1:40.448	45.1	59.320	44.9	3:26.961	
3	32.155	100.4	1:02.240	87.5	35.858	93.0	2:10.253		7	58.395	40.4	1:45.248	43.4	55.373	93.5	3:39.016	
4	32.250	100.9	1:03.951	88.9	35.615	92.8	2:11.816		8	32.239	102.2	1:01.684	88.6	35.693	94.2	2:09.616	

68 John Marsden (D) — Austin Cooper S

lap	Sect-1	Speed	Sect-2	Speed	Sect-3	Speed	Laptime	Pit	lap	Sect-1	Speed	Sect-2	Speed	Sect-3	Speed	Laptime	Pit
1		88.9	1:06.822	79.0	39.230	84.3	2:30.268		5	34.085	89.7	1:06.924	77.4	41.752	65.0	2:22.761	
2	34.135	90.3	1:06.727	77.1	39.401	84.3	2:20.263		6	39.337	83.3	1:10.824	65.2	57.233	55.3	2:47.394	
3	34.737	88.3	1:07.631	77.6	38.184	84.1	2:20.552		7	1:00.041	41.1	1:44.138	40.0	56.097	84.5	3:40.276	
4	33.812	91.5	1:06.511	76.6	38.088	83.9	2:18.411		8	33.807	92.1	1:04.722	78.0	37.488	84.5	2:16.017	

69 Bob Bullen (C) — Ford Anglia

lap	Sect-1	Speed	Sect-2	Speed	Sect-3	Speed	Laptime	Pit	lap	Sect-1	Speed	Sect-2	Speed	Sect-3	Speed	Laptime	Pit
1		98.4	1:03.121	86.2	35.310	92.7	2:20.190		5	31.381	101.0	1:01.524	86.9	38.500	49.5	2:11.405	
2	32.389	100.0	1:01.532	86.0	35.386	91.5	2:09.307		6	57.185	35.4	1:40.714	43.0	58.954	44.2	3:36.853	
3	31.514	99.2	1:00.525	87.2	34.652	92.2	2:06.691		7	58.486	40.0	1:45.306	44.4	55.514	92.3	3:39.306	
4	31.468	100.1	1:00.979	88.0	34.789	92.3	2:07.236		8	31.625	101.2	1:02.009	85.5	35.192	91.2	2:08.826	

74 Nick Riley (K3) — Austin Mini Cooper S

lap	Sect-1	Speed	Sect-2	Speed	Sect-3	Speed	Laptime	Pit	lap	Sect-1	Speed	Sect-2	Speed	Sect-3	Speed	Laptime	Pit
1		87.8	1:05.406	83.1	36.509	87.9	2:26.399		5	32.499	95.9	1:03.318	83.1	39.063	76.1	2:14.880	
2	32.640	95.3	1:04.116	82.5	36.287	87.9	2:13.043		6	36.452	35.8	1:39.518	45.6	59.101	44.4	3:15.071	
3	32.795	94.8	1:03.720	83.1	36.165	88.4	2:12.680		7	58.972	41.3	1:45.864	41.9	55.248	89.9	3:40.084	
4	32.815	95.5	1:03.393	83.0	36.206	87.6	2:12.414		8	32.513	94.7	1:02.835	83.4	36.427	89.2	2:11.775	

77 Ian Cameron (D) — Morris Cooper S

lap	Sect-1	Speed	Sect-2	Speed	Sect-3	Speed	Laptime	Pit	lap	Sect-1	Speed	Sect-2	Speed	Sect-3	Speed	Laptime	Pit
1		94.3	1:05.649	82.4	37.315	88.4	2:28.464		5	31.828	98.5	1:03.228	83.6	40.209	86.8	2:15.265	
2	32.744	95.6	1:04.066	84.3	37.003	89.2	2:13.813		6	36.617	39.8	1:38.852	43.7	58.958	45.2	3:14.427	
3	32.497	95.9	1:03.183	84.7	36.305	89.5	2:11.985		7	59.473	39.5	1:45.174	40.3	54.934	91.3	3:39.581	
4	32.299	95.2	1:02.702	84.7	36.343	89.0	2:11.344		8	32.710	98.1	1:02.737	83.3	36.336	89.6	2:11.783	

78 Colin Flynn (D) — Morris Mini Cooper S

lap	Sect-1	Speed	Sect-2	Speed	Sect-3	Speed	Laptime	Pit	lap	Sect-1	Speed	Sect-2	Speed	Sect-3	Speed	Laptime	Pit
1		89.7	1:10.101	80.4	39.822	86.0	2:40.056		5	37.109	90.5	1:15.340	74.0	44.107	72.8	2:36.556	
2	35.396	92.0	1:09.153	80.4	39.718	84.2	2:24.267		6	40.061	82.9	1:15.045	75.0	42.293	82.0	2:37.399	
3	36.566	91.2	1:09.252	79.6	40.137	83.6	2:25.955		7	39.253	82.2	1:35.440	57.5	57.327	83.2	3:12.020	
4	37.002	88.0	1:12.340	79.0	40.282	83.8	2:29.624		8	36.392	91.0	1:09.328	81.3	40.229	82.1	2:25.949	

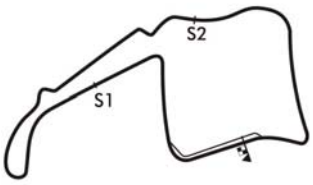

Session Start: 17:22:11 - Finish: 17:42:27
Weather/Track Conditions: Cloud/Dry
Circuit: Oulton Park International
Track Length: 4.332 Km - 2.6918 miles
Printed: 27-08-2018 - 17:44

MST
Results: www.mstworld.com. Live Timing: https://livetiming.getraceresults.com/mst. Email: timing@mstworld.com

Oulton Park Gold Cup Historic Race Meeting - 25 - 27 Aug 2018

HSCC/HRSR Historic Touring Cars

Race 19 - Sector Analysis

85 Roger Godfrey (D) — Austin Cooper S

lap	Sect-1	Speed	Sect-2	Speed	Sect-3	Speed	Laptime	Pit	lap	Sect-1	Speed	Sect-2	Speed	Sect-3	Speed	Laptime	Pit
1		71.8	1:10.278	72.9	39.711	79.2	3:20.162		5	35.566	83.8	1:09.321	72.3	40.256	79.2	2:25.143	
2	35.716	83.0	1:08.989	72.1	39.208	79.7	2:23.913		6	35.688	84.7	1:09.717	80.2	39.363	79.0	2:24.768	
3	34.755	85.7	1:08.066	73.8	38.701	80.1	2:21.522		7	35.152	84.8	1:33.618	60.3	57.834	79.1	3:06.604	
4	35.032	83.6	1:09.266	73.9	40.700	78.8	2:24.998		8	35.149	91.0	1:07.729	78.5	38.447	80.5	2:21.325	

86 Andrew Jones (E) — Singer Chamois

lap	Sect-1	Speed	Sect-2	Speed	Sect-3	Speed	Laptime	Pit	lap	Sect-1	Speed	Sect-2	Speed	Sect-3	Speed	Laptime	Pit
1		80.4	1:15.331	74.6	43.123	80.8	2:48.629		5	40.448	76.1	1:16.955	66.4	47.836	65.7	2:45.239	
2	37.779	86.1	1:13.086	76.0	42.409	81.3	2:33.274		6	42.665	73.9	1:22.398	59.2	48.354	66.5	2:53.417	
3	38.240	85.3	1:12.534	75.8	42.261	83.1	2:33.035		7	42.498	77.9	1:18.145	66.4	44.757	78.2	2:45.400	
4	38.439	81.8	1:15.883	74.8	42.649	81.3	2:36.971		8	38.541	86.8	1:13.042	75.1	42.244	77.8	2:33.827	

89 Adrian Oliver (E) — Hillman Imp

lap	Sect-1	Speed	Sect-2	Speed	Sect-3	Speed	Laptime	Pit	lap	Sect-1	Speed	Sect-2	Speed	Sect-3	Speed	Laptime	Pit
1		96.7	1:03.446	87.1	34.915	93.6	2:19.147		5	31.476	100.4	1:01.513	87.6	38.209	52.7	2:11.198	
2	31.561	99.4	1:01.234	87.3	34.666	93.9	2:07.461		6	56.947	36.2	1:40.582	44.5	59.161	46.7	3:36.690	
3	31.414	99.8	1:01.176	86.8	34.622	94.0	2:07.212		7	58.399	38.0	1:45.535	38.8	55.897	91.2	3:39.831	
4	31.152	100.0	1:02.718	88.0	34.801	93.9	2:08.671		8	31.845	100.3	1:00.441	87.7	34.816	94.0	2:07.102	

93 Stuart Kerr (E) — Singer Chamois

lap	Sect-1	Speed	Sect-2	Speed	Sect-3	Speed	Laptime	Pit	lap	Sect-1	Speed	Sect-2	Speed	Sect-3	Speed	Laptime	Pit
1		87.3	1:09.040	78.7	39.061	84.7	2:37.311		5	34.414	93.0	1:11.346	71.9	44.360	78.7	2:30.120	
2	35.047	91.8	1:06.261	81.4	38.694	86.7	2:20.002		6	37.461	88.8	1:11.301	76.0	42.872	64.8	2:31.634	
3	34.944	90.7	1:08.143	79.3	39.095	85.7	2:22.182		7	1:00.271	32.0	1:43.164	57.9	56.509	84.4	3:39.944	
4	35.639	92.6	1:08.562	76.5	38.777	86.0	2:22.978		8	34.338	92.7	1:06.316	79.7	38.757	85.4	2:19.411	

155 Simon Knight (I) — Hillman Imp

lap	Sect-1	Speed	Sect-2	Speed	Sect-3	Speed	Laptime	Pit	lap	Sect-1	Speed	Sect-2	Speed	Sect-3	Speed	Laptime	Pit
1		83.5	1:14.418	77.7	43.846	78.2	2:49.695		5	55.307	51.1	1:32.188	53.7	59.466	55.4	3:26.961	
2	38.317	85.5	1:14.276	76.9	43.547	78.1	2:36.140		6	49.241	62.9	1:33.722	45.2	56.380	60.8	3:19.343	
3	39.820	82.4	1:15.728	75.3	43.339	71.7	2:38.887		7	48.135	79.7	1:15.609	74.1	46.771	73.2	2:50.515	
4	41.012	79.1	1:19.327	72.9	46.098	51.2	2:46.437		8								

163 Katsu Kubota (K2) — Ford Lotus Cortina

lap	Sect-1	Speed	Sect-2	Speed	Sect-3	Speed	Laptime	Pit	lap	Sect-1	Speed	Sect-2	Speed	Sect-3	Speed	Laptime	Pit
1		102.4	1:05.141	87.7	35.903	94.7	2:23.120		5	31.618	100.7	1:02.166	88.8	36.230	82.9	2:10.014	
2	32.067	103.5	1:02.407	90.1	35.580	94.5	2:10.054		6	49.699	35.7	1:40.577	45.1	58.918	43.3	3:29.194	
3	32.069	103.3	1:02.332	84.4	35.855	94.4	2:10.256		7	58.578	39.6	1:45.371	48.2	55.625	94.0	3:39.574	
4	31.890	103.8	1:02.609	88.5	35.186	94.2	2:09.685		8	32.268	102.4	1:01.879	87.1	35.727	93.5	2:09.874	

171 Larry Warr (K3) — Morris Mini Cooper S

lap	Sect-1	Speed	Sect-2	Speed	Sect-3	Speed	Laptime	Pit	lap	Sect-1	Speed	Sect-2	Speed	Sect-3	Speed	Laptime	Pit
1		92.0	1:08.391	75.6	38.423	89.7	2:32.221		5	33.465	94.1	1:04.876	82.7	38.943	88.7	2:17.284	
2	34.675	94.8	1:06.211	83.1	37.482	89.7	2:18.368		6	37.400	91.2	1:21.289	41.3	58.346	49.1	2:57.035	
3	33.701	94.1	1:06.481	83.0	37.164	89.4	2:17.346		7	1:00.353	43.3	1:44.994	44.1	54.686	89.9	3:40.033	
4	33.465	93.4	1:04.656	83.0	36.967	89.0	2:15.088		8	33.248	96.0	1:03.885	83.5	36.475	90.0	2:13.608	

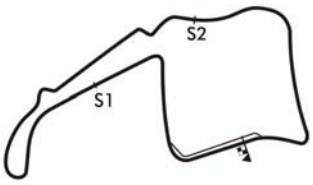

Session Start: 17:22:11 - Finish: 17:42:27
Weather/Track Conditions: Cloud/Dry
Circuit: Oulton Park International
Track Length: 4.332 Km - 2.6918 miles
Printed: 27-08-2018 - 17:44

MST
Results: www.mstworld.com. Live Timing: https://livetiming.getraceresults.com/mst. Email: timing@mstworld.com

Oulton Park Gold Cup Historic Race Meeting - 25 - 27 Aug 2018

HSCC/HRSR Historic Touring Cars

Race 19 - Best Sector Times

	SECTOR 1			SECTOR 2			SECTOR 3		
	NO	TIME	LAP	NO	TIME	LAP	NO	TIME	LAP
1	15	30.918	4	89	1:00.441	8	32	34.467	3
2	89	31.152	4	69	1:00.525	3	25	34.602	3
3	1	31.155	3	1	1:00.550	8	89	34.622	3
4	32	31.206	4	25	1:00.635	8	69	34.652	3
5	25	31.274	4	32	1:00.968	2	15	34.678	3
6	55	31.293	4	55	1:01.031	4	55	34.801	3
7	69	31.381	5	15	1:01.183	2	1	34.819	3
8	163	31.618	5	63	1:01.684	8	163	35.186	4
9	77	31.828	5	163	1:01.879	8	63	35.615	4
10	4	32.004	4	77	1:02.702	4	47	35.688	8
11	63	32.155	3	74	1:02.835	8	4	35.694	8
12	74	32.499	5	171	1:03.885	8	74	36.165	3
13	47	33.161	5	47	1:04.034	8	77	36.305	3
14	171	33.248	8	4	1:04.272	8	171	36.475	8
15	52	33.591	8	68	1:04.722	8	68	37.488	8
16	68	33.807	8	17	1:04.788	1	52	37.582	8
17	61	34.192	5	52	1:04.902	8	28	38.103	8
18	28	34.205	8	61	1:06.216	2	85	38.447	8
19	93	34.338	8	93	1:06.261	2	93	38.694	2
20	85	34.755	3	28	1:07.525	8	61	39.013	2
21	78	35.396	2	85	1:07.729	8	78	39.718	2
22	17	37.186	1	78	1:09.153	2	86	42.244	8
23	86	37.779	2	86	1:12.534	3	155	43.339	3
24	155	38.317	2	155	1:14.276	2	17	2:24.738	0

IDEAL / BEST LAP COMPARISON

NO	NAME	BEST	IN	IDEAL	DIFF
69	Bob Bullen	2:06.691	3	2:06.558	+0.133
25	Barry Sime	2:06.932	3	2:06.511	+0.421
1	Steve Platts	2:06.948	3	2:06.524	+0.424
15	Mark William Watts	2:06.952	2	2:06.779	+0.173
89	Adrian Oliver	2:07.102	8	2:06.215	+0.887
55	Rob Wainwright	2:07.234	3	2:07.125	+0.109
32	Richard Belcher	2:07.237	3	2:06.641	+0.596
63	Steve Cole	2:09.616	8	2:09.454	+0.162
163	Katsu Kubota	2:09.685	4	2:08.683	+1.002
77	Ian Cameron	2:11.344	4	2:10.835	+0.509
74	Nick Riley	2:11.775	8	2:11.499	+0.276
4	Adrian Miles	2:12.662	8	2:11.970	+0.692
47	Nigel Cox	2:12.937	8	2:12.883	+0.054
171	Larry Warr	2:13.608	8	2:13.608	+0.000
68	John Marsden	2:16.017	8	2:16.017	+0.000
52	Michael Stephensor	2:16.075	8	2:16.075	+0.000
93	Stuart Kerr	2:19.411	8	2:19.293	+0.118
28	David Erwin	2:19.833	8	2:19.833	+0.000
61	Brian Webb	2:20.057	2	2:19.421	+0.636
85	Roger Godfrey	2:21.325	8	2:20.931	+0.394
78	Colin Flynn	2:24.267	2	2:24.267	+0.000
86	Andrew Jones	2:33.035	3	2:32.557	+0.478
155	Simon Knight	2:36.140	2	2:35.932	+0.208
17	Roger Ebdon			4:06.712	6:48.063

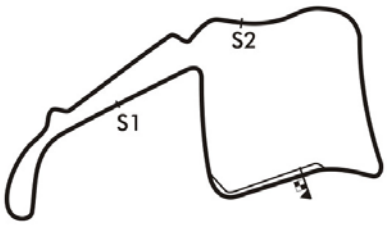

Session Start: 17:22:11 - Finish: 17:42:27
Weather/Track Conditions: Cloud/Dry
Circuit: Oulton Park International
Track Length: 4.332 Km - 2.6918 miles
Printed: 27-08-2018 - 17:44

Oulton Park Gold Cup Historic Race Meeting - 25 - 27 Aug 2018

HSCC/HRSR Historic Touring Cars

Race 19 - Best Sector Speeds

	NO	SECTOR 1	MPH	NO	SECTOR 2	MPH	NO	SECTOR 3	MPH
1	15	Mark William Watts	115.9	15	Mark William Watts	100.1	15	Mark William Watts	105.1
2	4	Adrian Miles	106.6	4	Adrian Miles	93.4	4	Adrian Miles	100.8
3	32	Richard Belcher	104.0	163	Katsu Kubota	90.1	32	Richard Belcher	95.9
4	163	Katsu Kubota	103.8	32	Richard Belcher	90.0	52	Michael Stephenson	95.5
5	63	Steve Cole	102.2	63	Steve Cole	89.3	163	Katsu Kubota	94.7
6	69	Bob Bullen	101.2	69	Bob Bullen	88.0	63	Steve Cole	94.2
7	89	Adrian Oliver	100.4	89	Adrian Oliver	88.0	89	Adrian Oliver	94.0
8	52	Michael Stephenson	99.1	52	Michael Stephenson	86.8	47	Nigel Cox	93.2
9	77	Ian Cameron	98.5	1	Steve Platts	86.7	69	Bob Bullen	92.7
10	1	Steve Platts	98.4	47	Nigel Cox	86.6	25	Barry Sime	91.7
11	17	Roger Ebdon	98.2	25	Barry Sime	85.1	1	Steve Platts	91.6
12	25	Barry Sime	97.8	55	Rob Wainwright	84.7	77	Ian Cameron	91.3
13	47	Nigel Cox	97.7	77	Ian Cameron	84.7	55	Rob Wainwright	90.2
14	55	Rob Wainwright	96.7	17	Roger Ebdon	84.0	171	Larry Warr	90.0
15	171	Larry Warr	96.0	171	Larry Warr	83.5	74	Nick Riley	89.9
16	74	Nick Riley	95.9	74	Nick Riley	83.4	61	Brian Webb	89.4
17	61	Brian Webb	94.5	61	Brian Webb	82.6	93	Stuart Kerr	86.7
18	93	Stuart Kerr	93.0	93	Stuart Kerr	81.4	78	Colin Flynn	86.0
19	28	David Erwin	92.7	78	Colin Flynn	81.3	28	David Erwin	85.2
20	68	John Marsden	92.1	85	Roger Godfrey	80.2	68	John Marsden	84.5
21	78	Colin Flynn	92.0	28	David Erwin	79.7	86	Andrew Jones	83.1
22	85	Roger Godfrey	91.0	68	John Marsden	79.0	85	Roger Godfrey	80.5
23	86	Andrew Jones	86.8	155	Simon Knight	77.7	155	Simon Knight	78.2
24	155	Simon Knight	85.5	86	Andrew Jones	76.0	17	Roger Ebdon	31.2

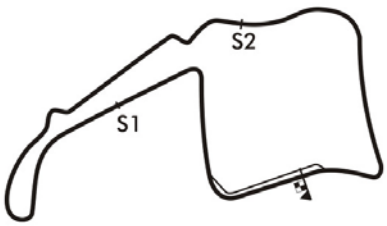

Session Start: 17:22:11 - Finish: 17:42:27
Weather/Track Conditions: Cloud/Dry
Circuit: Oulton Park International
Track Length: 4.332 Km - 2.6918 miles
Printed: 27-08-2018 - 17:44

Oulton Park Gold Cup Historic Race Meeting - 25 - 27 Aug 2018

HSCC/HRSR Historic Touring Cars

Race 19 - Lap Chart

Lap 1			Lap 2			Lap 3			Lap 4			Lap 5			Lap 6		
NO	Behind	Laptime	NO	Behind	Laptime	NO	Behind	Laptime	NO	Behind	Laptime	NO	Behind	Laptime	NO	Behind	Laptime
32		2:15.167	32		2:07.644	32		2:07.237	25		2:08.204	25		2:11.176	25		3:36.732
25	1.739	2:16.906	15	1.660	2:06.952	15	1.658	2:07.235	1	1.422	2:09.048	1	1.248	2:11.002	1	0.956	3:36.440
15	2.352	2:17.519	25	2.838	2:08.743	25	2.533	2:06.932	89	1.706	2:08.671	89	1.728	2:11.198	89	1.686	3:36.690
1	3.381	2:18.548	1	3.400	2:07.663	1	3.111	2:06.948	55	2.307	2:07.348	55	2.284	2:11.153	55	2.378	3:36.826
89	3.980	2:19.147	89	3.797	2:07.461	89	3.772	2:07.212	69	2.639	2:07.236	69	2.868	2:11.405	69	2.989	3:36.853
55	4.835	2:20.002	55	5.699	2:08.508	55	5.696	2:07.234	163	12.330	2:09.685	163	11.168	2:10.014	163	3.630	3:29.194
69	5.023	2:20.190	69	6.686	2:09.307	69	6.140	2:06.691	63	14.015	2:11.816	63	14.778	2:11.939	63	5.007	3:26.961
63	7.491	2:22.658	63	9.920	2:10.073	63	12.936	2:10.253	74	23.751	2:12.414	74	27.455	2:14.880	74	5.794	3:15.071
163	7.953	2:23.120	163	10.363	2:10.054	163	13.382	2:10.256	77	24.821	2:11.344	77	28.910	2:15.265	77	6.605	3:14.427
74	11.232	2:26.399	74	16.631	2:13.043	74	22.074	2:12.680	47	38.669	2:15.283	47	44.223	2:16.730	47	7.027	2:59.536
77	13.297	2:28.464	77	19.466	2:13.813	77	24.214	2:11.985	4	39.545	2:14.333	4	45.583	2:17.214	4	8.001	2:59.150
68	15.101	2:30.268	47	25.903	2:17.124	47	34.123	2:15.457	171	42.238	2:15.088	171	48.346	2:17.284	171	8.649	2:57.035
28	16.413	2:31.580	68	27.720	2:20.263	4	35.949	2:13.223	68	48.709	2:18.411	68	1:00.294	2:22.761	68	10.956	2:47.394
47	16.423	2:31.590	171	27.778	2:18.368	171	37.887	2:17.346	28	58.815	2:21.448	52	1:08.425	2:20.553	52	11.505	2:39.812
171	17.054	2:32.221	4	29.963	2:19.941	68	41.035	2:20.552	52	59.048	2:19.920	28	1:12.359	2:24.720	28	12.978	2:37.351
4	17.666	2:32.833	28	31.503	2:22.734	28	48.104	2:23.838	61	1:00.975	2:22.703	61	1:18.511	2:28.712	61	14.707	2:32.928
61	21.769	2:36.936	61	34.182	2:20.057	61	49.009	2:22.064	93	1:01.688	2:22.978	93	1:20.632	2:30.120	93	15.534	2:31.634
93	22.144	2:37.311	93	34.502	2:20.002	93	49.447	2:22.182	78	1:19.117	2:29.624	78	1:44.497	2:36.556	78	45.164	2:37.399
52	22.651	2:37.818	52	35.164	2:20.157	52	49.865	2:21.938	85	1:49.810	2:24.998	85	2:03.777	2:25.143	85	51.813	2:24.768
78	24.889	2:40.056	78	41.512	2:24.267	78	1:00.230	2:25.955	86	1:51.124	2:36.971	86	2:25.187	2:45.239	86	1:41.872	2:53.417
17	27.033	2:42.200	86	59.092	2:33.274	86	1:24.890	2:33.035	155	2:10.374	2:46.437	155	3:26.159	3:26.961	155	3:08.770	3:19.343
86	33.462	2:48.629	155	1:03.024	2:36.140	155	1:34.674	2:38.887									
155	34.528	2:49.695	85	1:21.264	2:23.913	85	1:35.549	2:21.522									
85	1:04.995	3:20.162															

Session Start: 17:22:11 - Finish: 17:42:27
Weather/Track Conditions: Cloud/Dry
Circuit: Oulton Park International
Track Length: 4.332 Km - 2.6918 miles
Printed: 27-08-2018 - 17:45

MST
Results: www.mstworld.com. Live Timing: https://livetiming.getraceresults.com/mst. Email: timing@mstworld.com

Oulton Park Gold Cup Historic Race Meeting - 25 - 27 Aug 2018

HSCC/HRSR Historic Touring Cars

Race 19 - Lap Chart

Lap 7			Lap 8		
NO	Behind	Laptime	NO	Behind	Laptime
25		3:40.019	25		2:07.600
1	0.852	3:39.915	1	0.374	2:07.122
89	1.498	3:39.831	89	1.000	2:07.102
55	1.879	3:39.520	69	3.502	2:08.826
69	2.276	3:39.306	55	4.022	2:09.743
163	3.185	3:39.574	163	5.459	2:09.874
63	4.004	3:39.016	63	6.020	2:09.616
74	5.859	3:40.084	74	10.034	2:11.775
77	6.167	3:39.581	77	10.350	2:11.783
47	6.720	3:39.712	155	1 LAP	2:50.515
4	7.623	3:39.641	47	12.057	2:12.937
171	8.663	3:40.033	4	12.685	2:12.662
68	11.213	3:40.276	171	14.671	2:13.608
52	12.145	3:40.659	68	19.630	2:16.017
28	13.335	3:40.376	52	20.620	2:16.075
61	14.375	3:39.687	28	25.568	2:19.833
93	15.459	3:39.944	93	27.270	2:19.411
78	17.165	3:12.020	61	27.507	2:20.732
85	18.398	3:06.604	85	32.123	2:21.325
86	47.253	2:45.400	78	35.514	2:25.949
			86	1:13.480	2:33.827

Session Start: 17:22:11 - Finish: 17:42:27
Weather/Track Conditions: Cloud/Dry
Circuit: Oulton Park International
Track Length: 4.332 Km - 2.6918 miles
Printed: 27-08-2018 - 17:45

MST
Results: www.mstworld.com. Live Timing: https://livetiming.getraceresults.com/mst. Email: timing@mstworld.com