Results Booklet

SilverstoneClassic

20/21/22 JULY 2018

Timing & Results by MST SYSTEMS Ltd.
www.mstworld.com

© MST SYSTEMS Ltd 2018
The Haysfield, Spring Lane North, Malvern WR14 1GF
t: +44 (0) 1684 560614 e: timing@mstworld.com

HSCC

SilverstoneClassic
20/21/22 JULY 2018

Silverstone Historic Grand Prix Circuit

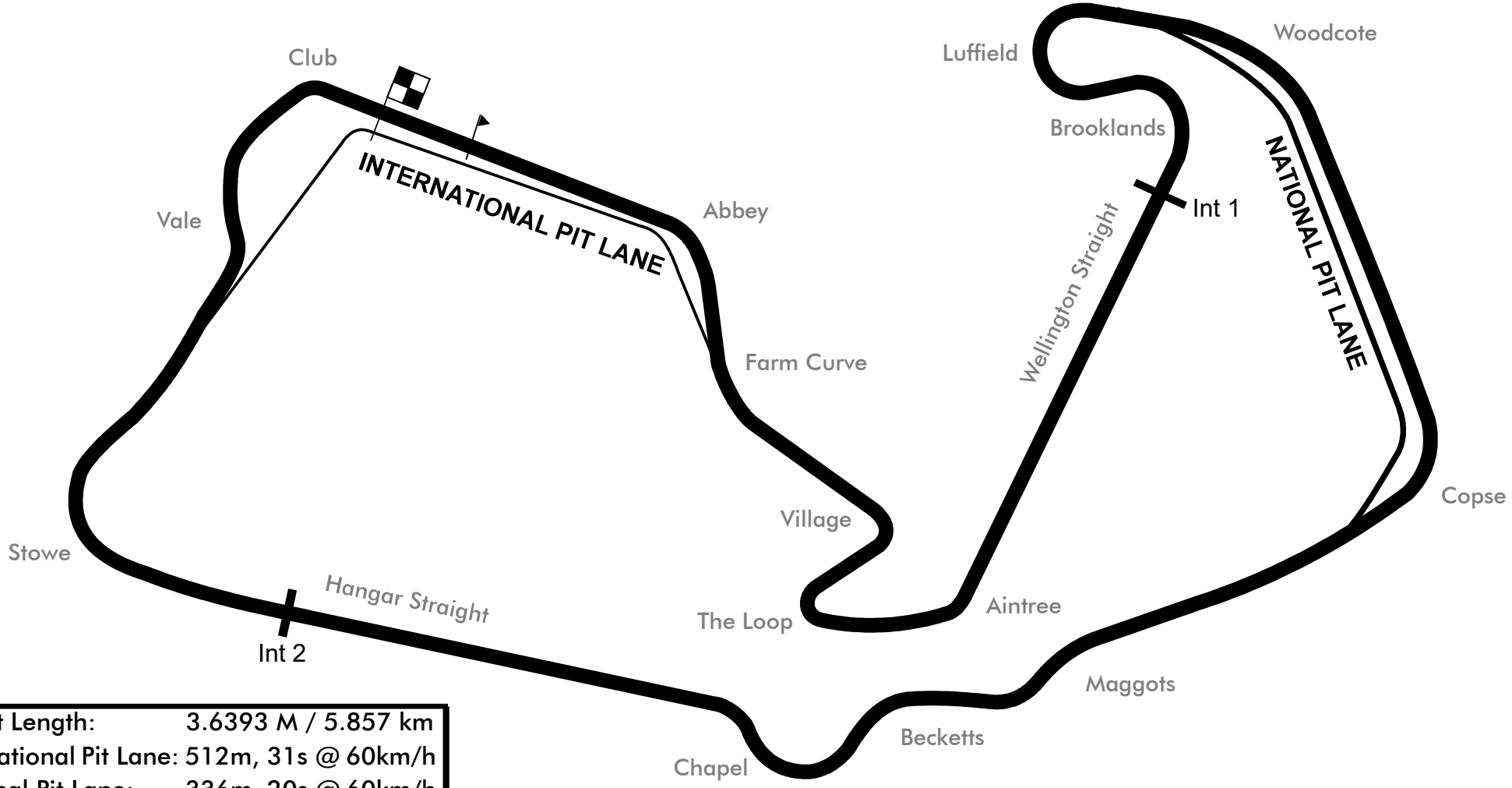

Circuit Length:	3.6393 M / 5.857 km
International Pit Lane:	512m, 31s @ 60km/h
National Pit Lane:	336m, 20s @ 60km/h
Intermediate 1:	1.757 km
Intermediate 2:	4.760 km
Start line offset:	132.3 m

MST

HSCC

SilverstoneClassic
20/21/22 JULY 2018

Silverstone Grand Prix Circuit

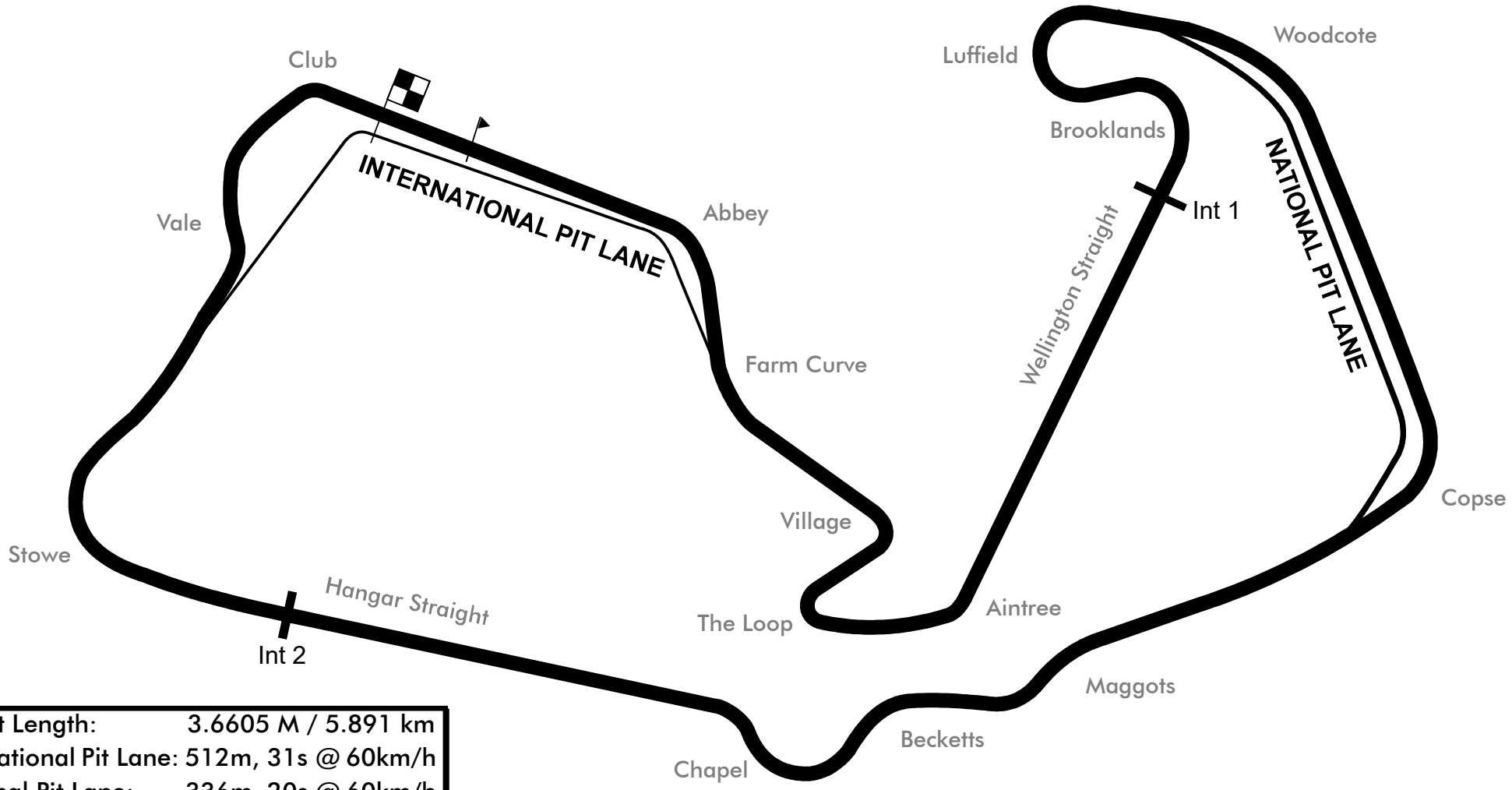

Circuit Length:	3.6605 M / 5.891 km
International Pit Lane:	512m, 31s @ 60km/h
National Pit Lane:	336m, 20s @ 60km/h
Intermediate 1:	1.757 km
Intermediate 2:	4.760 km
Start line offset:	132.3 m

MST

Silverstone Classic - 20 - 22 Jul 2018

FJHRA Historic Formula Junior Period E

Qualifying for Race 1 - Classification - AMENDED

Sheet No:

POS	NO	DRIVER/S	CLASS	CLASS POS	CAR MAKE / MODEL	TIME	ON	LAPS	GAP	DIFF	MPH
1	272	Andrew Hibberd	B2	1	Lola Mk2	2:29.010	6	6			87.93
2	11	Will Mitcham	B2	2	U2 Mk2	2:29.916	1	6	0.906	0.906	87.39
3	33	Chris Drake	B2	3	Terrier Mk4 Series 1	2:30.325	6	6	1.315	0.409	87.16
4	91	Peter de la Roche	B2	4	Lola Mk2	2:30.885	1	6	1.875	0.560	86.83
5	23	Stuart Roach	B2	5	Condor S2	2:32.215	6	6	3.205	1.330	86.07
6	8	Alex Morton	B2	6	Condor SII	2:32.318	2	6	3.308	0.103	86.02
7	32	Ray Mallock	B2	7	U2 Mk2	2:34.980	6	6	5.970	2.662	84.54
8	111	Nick Taylor	B2	8	Elva 100	2:35.637	6	6	6.627	0.657	84.18
9	3	Justin Fleming	B2	9	Lola Mk2	2:36.423	6	6	7.413	0.786	83.76
10	115	Harindra De Silva	B2	10	Lola Mk2	2:36.565	6	6	7.555	0.142	83.68
11	5	Miles Griffiths	C2	1	Lotus 18	2:37.900	4	4	8.890	1.335	82.97
12	2	Mark Woodhouse	B2	11	Elva 100	2:38.438	6	6	9.428	0.538	82.69
13	29	William Grimshaw	B2	12	Moorland Mk1	2:38.633	5	5	9.623	0.195	82.59
14	34	James Owen	B2	13	Gemini Mk2	2:38.798	5	6	9.788	0.165	82.51
15	14	Crispian Besley	C2	2	Cooper T56	2:40.633	2	6	11.623	1.835	81.56
16	46	George Haynes	C2	3	Elva 200	2:41.362	6	6	12.352	0.729	81.19
17	25	Jac Nellemann	B2	14	Alfa Dana FJ	2:41.407	5	5	12.397	0.045	81.17
18	99	Simon Jones	B2	15	Elva 100	2:41.497	5	6	12.487	0.090	81.13
19	43	Ian Simmonds	C2	4	Envoy Mk1	2:41.816	2	6	12.806	0.319	80.97
20	42	Jeremy Deeley	C2	5	Cooper T56	2:41.999	5	5	12.989	0.183	80.88
21	221	Julian Majzub	B2	16	Sadler FJ	2:43.278	6	6	14.268	1.279	80.24
22	35	Harry Bishop	C2	6	Sauter 1960	2:44.893	2	4	15.883	1.615	79.46
23	30	Trevor Griffiths	C2	7	Emeryson FJ	2:44.905	5	5	15.895	0.012	79.45
24	122	Robin Lackford	B2	17	Elva 100	2:45.439	5	5	16.429	0.534	79.19
25	139	Robert Barrie	A	1	Stanguellini FJ	2:45.759	2	5	16.749	0.320	79.04
26	10	Mike Walker	B2	18	Bond FJ	2:45.870	4	5	16.860	0.111	78.99
27	41	Peter Knoefel	C2	8	Emeryson FJ	2:46.676	4	5	17.666	0.806	78.61
28	15	Ian Phillips	B2	19	BMC Mk1	2:47.267	1	5	18.257	0.591	78.33
29	40	Chris Wilks	C2	9	Deep Sanderson FJ	2:47.277	2	5	18.267	0.010	78.32
30	18	Erik Justesen	B2	20	U2 Mk2	2:47.290	5	5	18.280	0.013	78.32
31	16	Alan Baillie	B2	21	Lola Mk2	2:47.363	1	4	18.353	0.073	78.28
32	133	Tony Best	C2	10	Lotus 18	2:47.570	5	5	18.560	0.207	78.19
33	63	Marek Reichman	C2	11	Cooper T56	2:47.801	2	5	18.791	0.231	78.08
34	4	Graham Barron	B1	1	Gemini Mk2	2:48.759	2	3	19.749	0.958	77.64
35	19	Colin Mckay	B2	22	Gemini Mk2	2:48.822	5	5	19.812	0.063	77.61
36	27	Tom De Gres	A	2	Stanguellini FJ	2:49.043	5	5	20.033	0.221	77.51
37	147	Clinton McCarthy	C1	1	Lotus 18	2:52.394	2	5	23.384	3.351	76.00
38	26	Roger Dexter	B2	23	Elva-DKW 100	2:52.785	5	5	23.775	0.391	75.83
39	90	Mark Haynes	B2	24	Nota FJ	2:52.836	5	5	23.826	0.051	75.80
40	222	Jeremy Knight	B2	25	Elva 100	2:52.956	5	5	23.946	0.120	75.75

Cars 16, 37 & 63 require working transponders - Regulation Q.12.2.1 refers.
A 30 second penalty will be applied if not working in the race.
Amended to correct driver name Car 42

Session Start: 09:06:21 - Finish: 09:24:24
Weather/Track Conditions: Bright / Dry
Circuit: Silverstone Historic Grand Prix
Track Length: 5.857 Km - 3.6394 miles

These results are provisional until the conclusion of any judicial and technical matters.

Clerk of the Course:	Timekeeper:	Issued at:
Julian Floyd	Nick Palmer	

Silverstone Classic - 20 - 22 Jul 2018

FJHRA Historic Formula Junior Period E

Qualifying for Race 1 - Classification - AMENDED

Sheet No:

POS	NO	DRIVER/S	CLASS	CLASS POS	CAR MAKE / MODEL	TIME	ON	LAPS	GAP	DIFF	MPH
41	28	Larry Kinch	B2	26	Gemini Mk2	2:53.452	5	5	24.442	0.496	75.54
42	9	John Chisholm	B2	27	Gemini Mk2	2:54.911	3	3	25.901	1.459	74.91
43	12	Keith Roach	B2	28	Alexis Mk2	2:55.213	5	5	26.203	0.302	74.78
44	24	Floris-Jan Hekker	B2	29	Rayberg FJ	2:57.221	5	5	28.211	2.008	73.93
45	81	Hunter Nigel Russell	B2	30	Sadler FJ	2:59.152	2	3	30.142	1.931	73.13
46	45	Gordon Wright	C2	12	Britannia FJ	3:00.477	5	5	31.467	1.325	72.60
47	118	John Rowe	C2	13	Lotus 18	3:01.487	5	5	32.477	1.010	72.19
48	49	Mike Gregory	C2	14	De Tomaso ISIS	3:02.192	5	5	33.182	0.705	71.91
49	141	Peter Fenichel	C2	15	Cooper T56	3:03.184	4	4	34.174	0.992	71.52
50	37	James McBrien	C2	16	Elva 200	3:06.381	2	3	37.371	3.197	70.30
51	47	Richard Utley	C1	2	Caravelle Mk1	3:11.064	5	5	42.054	4.683	68.57
52	31	Peter Edbrooke	C2	17	Lotus 18	3:12.664	5	5	43.654	1.600	68.00
53	39	David Walker	C1	3	Lotus 18	3:24.399	5	5	55.389	11.735	64.10
54	7	Duncan Rabagliati	B2	31	Alexis HF1						
55	22	Richard Bishop-Miller	B2	32	Autosport Mk2						
56	48	John Williams	C2	18	Cooper-Lancia T52						
57	119	Ralf Emmerling	B2	33	Gemini Mk2						

Cars 16, 37 & 63 require working transponders - Regulation Q.12.2.1 refers.
A 30 second penalty will be applied if not working in the race.
Amended to correct driver name Car 42

Session Start: 09:06:21 - Finish: 09:24:24
Weather/Track Conditions: Bright / Dry
Circuit: Silverstone Historic Grand Prix
Track Length: 5.857 Km - 3.6394 miles

These results are provisional until the conclusion of any judicial and technical matters.

Clerk of the Course:	Timekeeper:	Issued at:
Julian Floyd	Nick Palmer	

Silverstone Classic - 20 - 22 Jul 2018

FJHRA Historic Formula Junior Period E

Qualifying for Race 1 - Sector Analysis

2 Mark Woodhouse (B2) — Elva 100

lap	Sect-1	Speed	Sect-2	Speed	Sect-3	Speed	Laptime	Pit	lap	Sect-1	Speed	Sect-2	Speed	Sect-3	Speed	Laptime	Pit
1	51.582	103.7	1:20.120	116.9	29.942	81.8	2:41.644		4	57.371	68.8	1:54.040	82.1	37.433	64.8	3:28.844	
2	50.908	106.5	1:19.930	114.5	28.926	83.1	2:39.764		5	51.305	107.5	1:19.736	116.7	31.400	75.6	2:42.441	
3	48.620	106.4	1:26.087	95.5	32.877	76.3	2:47.584		6	50.523	108.2	1:18.625	114.9	29.290	85.6	2:38.438	

3 Justin Fleming (B2) — Lola Mk2

lap	Sect-1	Speed	Sect-2	Speed	Sect-3	Speed	Laptime	Pit	lap	Sect-1	Speed	Sect-2	Speed	Sect-3	Speed	Laptime	Pit
1	54.315	91.8	1:25.703	103.1	33.470	73.0	2:53.488		4	52.302	102.0	1:19.381	117.9	29.552	80.3	2:41.235	
2	52.461	99.9	1:21.745	117.1	31.053	85.6	2:45.259		5	50.876	109.5	1:17.753	117.5	30.677	84.2	2:39.306	
3	51.336	98.4	2:35.298	35.0	51.440	80.6	4:18.074		6	48.836	110.2	1:18.316	115.3	29.271	86.5	2:36.423	

4 Graham Barron (B1) — Gemini Mk2

lap	Sect-1	Speed	Sect-2	Speed	Sect-3	Speed	Laptime	Pit	lap	Sect-1	Speed	Sect-2	Speed	Sect-3	Speed	Laptime	Pit
1	1:01.001	96.6	1:27.990	104.4	33.143	76.3	3:02.134		3	1:02.260	37.9	2:42.029	35.0	51.892	76.4	4:36.181	
2	53.013	100.0	1:24.082	105.2	31.664	80.7	2:48.759		4								

5 Miles Griffiths (C2) — Lotus 18

lap	Sect-1	Speed	Sect-2	Speed	Sect-3	Speed	Laptime	Pit	lap	Sect-1	Speed	Sect-2	Speed	Sect-3	Speed	Laptime	Pit
1	53.716	97.8	1:25.357	99.6	31.191	75.7	2:50.264		3	54.152	98.7	1:19.927	105.7	30.432	84.6	2:44.511	
2	51.452	95.2	6:15.043	29.3	48.788	73.0	7:55.283	P	4	50.204	100.5	1:18.829	103.7	28.867	87.5	2:37.900	

7 Duncan Rabagliati (B2) — Alexis HF1

lap	Sect-1	Speed	Sect-2	Speed	Sect-3	Speed	Laptime	Pit	lap	Sect-1	Speed	Sect-2	Speed	Sect-3	Speed	Laptime	Pit

8 Alex Morton (B2) — Condor SII

lap	Sect-1	Speed	Sect-2	Speed	Sect-3	Speed	Laptime	Pit	lap	Sect-1	Speed	Sect-2	Speed	Sect-3	Speed	Laptime	Pit
1	47.360	106.4	1:16.856	116.7	28.473	88.7	2:32.689		4	1:09.745	64.1	2:01.691	66.0	42.073	67.1	3:53.509	
2	46.887	109.1	1:16.696	114.7	28.735	89.0	2:32.318		5	48.590	108.9	1:17.360	115.3	29.369	88.8	2:35.319	
3	47.063	108.4	1:25.048	80.9	37.654	60.1	2:49.765		6	46.398	113.6	1:18.295	117.5	28.108	89.1	2:32.801	

9 John Chisholm (B2) — Gemini Mk2

lap	Sect-1	Speed	Sect-2	Speed	Sect-3	Speed	Laptime	Pit	lap	Sect-1	Speed	Sect-2	Speed	Sect-3	Speed	Laptime	Pit
1	1:33.983	72.6	4:05.167	107.7	30.520	75.9	6:09.670	P	3	55.746	88.3	1:27.030	85.2	32.135	68.1	2:54.911	
2	59.483	67.8	2:34.588	39.9	50.551	80.3	4:24.622		4								

10 Mike Walker (B2) — Bond FJ

lap	Sect-1	Speed	Sect-2	Speed	Sect-3	Speed	Laptime	Pit	lap	Sect-1	Speed	Sect-2	Speed	Sect-3	Speed	Laptime	Pit
1	57.763	95.3	1:23.652	100.3	33.481	81.9	2:54.896		4	52.696	95.7	1:22.922	117.7	30.252	87.5	2:45.870	
2	53.731	106.9	1:26.946	105.2	34.352	66.4	2:55.029		5	52.250	84.6	1:23.536	119.6	30.090	85.4	2:45.876	
3	1:00.572	81.1	2:36.068	30.2	52.531	82.2	4:29.171		6								

11 Will Mitcham (B2) — U2 Mk2

lap	Sect-1	Speed	Sect-2	Speed	Sect-3	Speed	Laptime	Pit	lap	Sect-1	Speed	Sect-2	Speed	Sect-3	Speed	Laptime	Pit
1	47.067	110.4	1:15.053	119.8	27.796	86.9	2:29.916		4	1:06.984	59.8	2:06.622	62.8	30.628	89.4	3:44.234	
2	47.368	110.2	1:19.794	115.5	27.944	88.8	2:35.106		5	47.042	113.6	1:17.855	120.1	28.595	87.8	2:33.492	
3	45.972	112.6	1:26.568	73.6	38.998	62.4	2:51.538		6	47.461	114.1	1:13.888	124.0	28.601	88.7	2:29.950	

12 Keith Roach (B2) — Alexis Mk2

lap	Sect-1	Speed	Sect-2	Speed	Sect-3	Speed	Laptime	Pit	lap	Sect-1	Speed	Sect-2	Speed	Sect-3	Speed	Laptime	Pit
1	1:18.367	75.5	1:31.690	91.4	35.103	69.4	3:25.160		4	58.114	86.8	1:27.493	108.1	34.498	70.3	3:00.105	
2	57.648	90.9	1:27.978	97.7	33.700	67.6	2:59.326		5	56.765	90.2	1:25.577	111.1	32.871	76.8	2:55.213	
3	59.430	84.5	2:27.271	37.9	52.669	74.7	4:19.370		6								

14 Crispian Besley (C2) — Cooper T56

lap	Sect-1	Speed	Sect-2	Speed	Sect-3	Speed	Laptime	Pit	lap	Sect-1	Speed	Sect-2	Speed	Sect-3	Speed	Laptime	Pit
1	50.922	100.6	1:20.600	117.1	30.498	81.4	2:42.020		4	57.673	60.0	1:52.821	88.4	36.740	70.8	3:27.234	
2	51.420	100.3	1:19.837	118.1	29.376	86.5	2:40.633		5	51.883	104.5	1:19.615	116.7	31.938	74.6	2:43.436	
3	49.047	104.5	1:27.283	94.4	31.375	85.5	2:47.705		6	53.883	106.4	1:18.506	117.5	29.362	87.4	2:41.751	

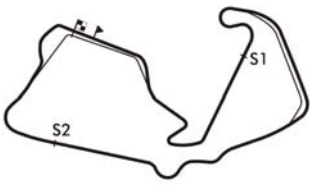

Session Start: 09:06:21 - Finish: 09:24:24
Weather/Track Conditions: Bright / Dry
Circuit: Silverstone Historic Grand Prix
Track Length: 5.857 Km - 3.6394 miles
Printed: 20-07-2018 - 11:00

MST
Results: www.mstworld.com. Live Timing: https://livetiming.getraceresults.com/mst. Email: timing@mstworld.com

Silverstone Classic - 20 - 22 Jul 2018

FJHRA Historic Formula Junior Period E

Qualifying for Race 1 - Sector Analysis

15 Ian Phillips (B2) — BMC Mk1

lap	Sect-1	Speed	Sect-2	Speed	Sect-3	Speed	Laptime	Pit	lap	Sect-1	Speed	Sect-2	Speed	Sect-3	Speed	Laptime	Pit
1	53.864	103.1	1:22.214	111.3	31.189	80.8	2:47.267		4	1:41.924	90.0	1:25.796	112.0	34.445	75.2	3:42.165	
2	51.829	93.6	1:23.739	105.5	33.656	80.1	2:49.224		5	53.568	104.5	1:25.643	111.7	31.661	79.0	2:50.872	
3	1:20.271	39.4	2:45.761	35.5	49.250	76.2	4:55.282		6								

16 Alan Baillie (B2) — Lola Mk2

lap	Sect-1	Speed	Sect-2	Speed	Sect-3	Speed	Laptime	Pit	lap	Sect-1	Speed	Sect-2	Speed	Sect-3	Speed	Laptime	Pit
1							2:47.363		3							2:48.148	
2							4:28.734		4							3:01.445	

18 Erik Justesen (B2) — U2 Mk2

lap	Sect-1	Speed	Sect-2	Speed	Sect-3	Speed	Laptime	Pit	lap	Sect-1	Speed	Sect-2	Speed	Sect-3	Speed	Laptime	Pit
1	1:03.416	79.9	1:33.439	108.4	34.137	76.9	3:10.992		4	55.586	101.1	1:23.546	113.9	32.080	80.1	2:51.212	
2	56.045	96.6	1:29.357	115.1	34.213	71.5	2:59.615		5	53.083	104.7	1:21.674	111.8	32.533	78.7	2:47.290	
3	59.913	89.7	2:26.493	38.3	51.838	76.3	4:18.244		6								

19 Colin Mckay (B2) — Gemini Mk2

lap	Sect-1	Speed	Sect-2	Speed	Sect-3	Speed	Laptime	Pit	lap	Sect-1	Speed	Sect-2	Speed	Sect-3	Speed	Laptime	Pit
1	1:01.482	94.5	1:29.273	100.3	35.299	66.6	3:06.054		4	57.575	87.7	1:25.307	108.2	32.590	77.9	2:55.472	
2	54.401	95.5	1:24.649	106.7	33.079	74.9	2:52.129		5	53.528	99.7	1:23.343	107.9	31.951	81.1	2:48.822	
3	56.752	77.9	2:33.972	35.0	54.429	69.1	4:25.153		6								

22 Richard Bishop-Miller (B2) — Autosport Mk2

lap	Sect-1	Speed	Sect-2	Speed	Sect-3	Speed	Laptime	Pit	lap	Sect-1	Speed	Sect-2	Speed	Sect-3	Speed	Laptime	Pit

23 Stuart Roach (B2) — Condor S2

lap	Sect-1	Speed	Sect-2	Speed	Sect-3	Speed	Laptime	Pit	lap	Sect-1	Speed	Sect-2	Speed	Sect-3	Speed	Laptime	Pit
1	49.362	108.6	1:17.591	115.9	28.207	87.4	2:35.160		4	1:06.940	65.2	2:01.490	66.8	41.328	69.3	3:49.758	
2	48.871	108.8	1:18.584	115.1	28.315	86.8	2:35.770		5	50.965	108.9	1:17.752	118.1	28.776	88.7	2:37.493	
3	49.370	107.5	1:20.065	111.5	38.415	57.0	2:47.850		6	47.636	111.3	1:16.503	118.6	28.076	89.4	2:32.215	

24 Floris-Jan Hekker (B2) — Rayberg FJ

lap	Sect-1	Speed	Sect-2	Speed	Sect-3	Speed	Laptime	Pit	lap	Sect-1	Speed	Sect-2	Speed	Sect-3	Speed	Laptime	Pit
1	58.777	80.2	1:30.139	104.5	35.176	71.0	3:04.092		4	1:01.253	94.8	1:27.012	104.0	34.115	74.2	3:02.380	
2	56.075	91.8	1:29.210	99.1	35.519	76.5	3:00.804		5	57.437	94.1	1:27.038	102.3	32.746	76.9	2:57.221	
3	59.793	70.6	2:37.622	37.1	52.259	69.6	4:29.674		6								

25 Jac Nellemann (B2) — Alfa Dana FJ

lap	Sect-1	Speed	Sect-2	Speed	Sect-3	Speed	Laptime	Pit	lap	Sect-1	Speed	Sect-2	Speed	Sect-3	Speed	Laptime	Pit
1	57.125	97.4	1:23.883	112.6	30.863	78.2	2:51.871		4	54.015	104.5	1:21.171	114.3	29.665	83.0	2:44.851	
2	55.417	99.1	1:27.197	113.2	31.551	67.2	2:54.165		5	51.000	104.2	1:20.583	111.3	29.824	83.3	2:41.407	
3	59.077	86.7	2:27.768	34.6	51.666	70.4	4:18.511		6								

26 Roger Dexter (B2) — Elva-DKW 100

lap	Sect-1	Speed	Sect-2	Speed	Sect-3	Speed	Laptime	Pit	lap	Sect-1	Speed	Sect-2	Speed	Sect-3	Speed	Laptime	Pit
1	1:05.152	76.6	1:36.203	81.5	35.913	68.5	3:17.268		4	56.758	90.9	1:27.579	100.8	34.032	70.6	2:58.369	
2	1:02.298	66.6	1:33.637	97.1	33.899	68.0	3:09.834		5	55.636	96.6	1:24.809	101.2	32.340	80.4	2:52.785	
3	1:06.412	60.9	2:12.669	30.6	54.857	73.5	4:13.938		6								

27 Tom De Gres (A) — Stanguellini FJ

lap	Sect-1	Speed	Sect-2	Speed	Sect-3	Speed	Laptime	Pit	lap	Sect-1	Speed	Sect-2	Speed	Sect-3	Speed	Laptime	Pit
1	56.000	90.1	1:26.020	107.0	33.730	66.6	2:55.750		4	56.130	104.7	1:24.466	106.0	34.060	75.7	2:54.656	
2	54.073	103.7	1:28.448	104.0	34.043	70.6	2:56.564		5	52.829	103.1	1:24.489	109.3	31.725	76.0	2:49.043	
3	1:00.923	77.3	2:22.801	35.6	52.203	72.3	4:15.927		6								

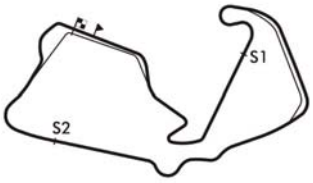

Session Start: 09:06:21 - Finish: 09:24:24
Weather/Track Conditions: Bright / Dry
Circuit: Silverstone Historic Grand Prix
Track Length: 5.857 Km - 3.6394 miles
Printed: 20-07-2018 - 11:00

MST
Results: www.mstworld.com. Live Timing: https://livetiming.getraceresults.com/mst. Email: timing@mstworld.com

Silverstone Classic - 20 - 22 Jul 2018

FJHRA Historic Formula Junior Period E

Qualifying for Race 1 - Sector Analysis

28 Larry Kinch (B2) — Gemini Mk2

lap	Sect-1	Speed	Sect-2	Speed	Sect-3	Speed	Laptime	Pit	lap	Sect-1	Speed	Sect-2	Speed	Sect-3	Speed	Laptime	Pit
1	56.957	88.7	1:29.938	109.8	32.732	75.6	2:59.627		4	56.772	93.5	1:25.071	110.9	32.529	78.4	2:54.372	
2	55.282	94.4	1:28.803	108.4	34.815	74.2	2:58.900		5	53.909	93.7	1:26.423	100.5	33.120	77.0	2:53.452	
3	1:00.063	76.6	2:26.270	39.5	52.470	73.8	4:18.803		6								

29 William Grimshaw (B2) — Moorland Mk1

lap	Sect-1	Speed	Sect-2	Speed	Sect-3	Speed	Laptime	Pit	lap	Sect-1	Speed	Sect-2	Speed	Sect-3	Speed	Laptime	Pit
1	1:01.057	97.3	1:22.105	111.7	29.293	83.3	2:52.455		4	56.493	83.5	1:21.015	111.3	29.637	82.7	2:47.145	
2	50.338	104.4	1:22.605	111.5	32.669	78.9	2:45.612		5	51.100	104.2	1:18.625	112.0	28.908	84.7	2:38.633	
3	1:10.939	36.0	2:42.763	34.6	52.169	73.2	4:45.871		6								

30 Trevor Griffiths (C2) — Emeryson FJ

lap	Sect-1	Speed	Sect-2	Speed	Sect-3	Speed	Laptime	Pit	lap	Sect-1	Speed	Sect-2	Speed	Sect-3	Speed	Laptime	Pit
1	52.517	99.7	2:40.758	107.4	30.835	83.4	4:04.110	P	4	52.969	103.1	1:25.414	109.5	32.477	77.5	2:50.860	
2	50.717	104.2	1:25.439	112.6	32.752	73.0	2:48.908		5	52.924	103.4	1:22.026	111.5	29.955	85.6	2:44.905	
3	1:01.287	81.9	2:23.605	36.7	51.057	68.1	4:15.949		6								

31 Peter Edbrooke (C2) — Lotus 18

lap	Sect-1	Speed	Sect-2	Speed	Sect-3	Speed	Laptime	Pit	lap	Sect-1	Speed	Sect-2	Speed	Sect-3	Speed	Laptime	Pit
1	1:03.672	76.8	1:36.218	85.9	40.241	70.3	3:20.131		4	1:02.413	87.2	1:35.893	80.1	39.734	70.6	3:18.040	
2	1:01.312	84.0	1:42.408	78.3	43.141	53.3	3:26.861		5	59.511	87.6	1:35.122	86.0	38.031	72.9	3:12.664	
3	1:07.592	66.5	2:01.289	61.9	43.657	65.7	3:52.538		6								

32 Ray Mallock (B2) — U2 Mk2

lap	Sect-1	Speed	Sect-2	Speed	Sect-3	Speed	Laptime	Pit	lap	Sect-1	Speed	Sect-2	Speed	Sect-3	Speed	Laptime	Pit
1	49.704	113.7	1:17.645	121.4	29.244	84.4	2:36.593		4	58.491	59.6	1:58.690	91.3	29.907	84.2	3:27.088	
2	50.101	113.6	1:17.852	121.1	28.773	84.1	2:36.726		5	49.130	111.7	1:15.918	123.8	30.192	72.2	2:35.240	
3	47.861	113.2	1:22.056	108.1	30.571	84.5	2:40.488		6	49.619	111.8	1:17.293	120.9	28.068	86.6	2:34.980	

33 Chris Drake (B2) — Terrier Mk4 Series 1

lap	Sect-1	Speed	Sect-2	Speed	Sect-3	Speed	Laptime	Pit	lap	Sect-1	Speed	Sect-2	Speed	Sect-3	Speed	Laptime	Pit
1	48.352	111.7	1:16.047	122.7	28.354	88.4	2:32.753		4	1:08.696	69.0	2:03.196	80.1	29.787	92.1	3:41.679	
2	47.136	109.8	1:15.185	122.5	28.636	79.2	2:30.957		5	47.773	110.2	1:17.403	125.2	28.258	90.0	2:33.434	
3	46.896	108.9	1:14.917	125.2	32.012	81.0	2:33.825		6	47.111	116.3	1:13.689	126.1	29.525	85.8	2:30.325	

34 James Owen (B2) — Gemini Mk2

lap	Sect-1	Speed	Sect-2	Speed	Sect-3	Speed	Laptime	Pit	lap	Sect-1	Speed	Sect-2	Speed	Sect-3	Speed	Laptime	Pit
1	53.965	100.9	1:20.537	112.4	29.447	85.2	2:43.949		4	55.876	80.7	1:52.446	57.6	41.158	83.6	3:29.480	
2	50.811	104.7	1:19.047	112.6	29.129	86.1	2:38.987		5	51.326	102.5	1:18.563	113.7	28.909	86.1	2:38.798	
3	49.212	105.5	1:29.030	88.1	34.192	75.1	2:52.434		6	49.747	107.2	1:20.275	114.5	29.013	86.6	2:39.035	

35 Harry Bishop (C2) — Sauter 1960

lap	Sect-1	Speed	Sect-2	Speed	Sect-3	Speed	Laptime	Pit	lap	Sect-1	Speed	Sect-2	Speed	Sect-3	Speed	Laptime	Pit
1	1:00.836	97.8	1:30.079	96.6	31.251	84.4	3:02.166		3	59.650	71.9	2:37.962	34.2	50.214	77.3	4:27.826	
2	50.976	102.8	1:23.652	107.7	30.265	76.4	2:44.893		4	53.772	98.3	1:23.921	110.0	30.586	77.1	2:48.279	

37 James McBrien (C2) — Elva 200

lap	Sect-1	Speed	Sect-2	Speed	Sect-3	Speed	Laptime	Pit	lap	Sect-1	Speed	Sect-2	Speed	Sect-3	Speed	Laptime	Pit
1							4:14.032		3							3:06.478	
2							3:06.381		4								

39 David Walker (C1) — Lotus 18

lap	Sect-1	Speed	Sect-2	Speed	Sect-3	Speed	Laptime	Pit	lap	Sect-1	Speed	Sect-2	Speed	Sect-3	Speed	Laptime	Pit
1	1:08.429	67.4	1:56.654	77.1	44.787	64.3	3:49.870		4	1:03.514	75.7	1:41.087	86.9	42.014	68.5	3:26.615	
2	1:04.684	77.8	1:54.571	74.2	46.385	60.2	3:45.640		5	1:03.569	83.6	1:39.788	87.8	41.042	71.4	3:24.399	
3	1:07.432	62.3	1:49.529	80.9	43.140	66.9	3:40.101		6								

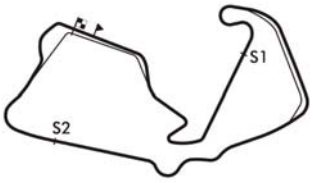

Session Start: 09:06:21 - Finish: 09:24:24
Weather/Track Conditions: Bright / Dry
Circuit: Silverstone Historic Grand Prix
Track Length: 5.857 Km - 3.6394 miles
Printed: 20-07-2018 - 11:00

Silverstone Classic - 20 - 22 Jul 2018

FJHRA Historic Formula Junior Period E

Qualifying for Race 1 - Sector Analysis

40 Chris Wilks (C2) — Deep Sanderson FJ

lap	Sect-1	Speed	Sect-2	Speed	Sect-3	Speed	Laptime	Pit	lap	Sect-1	Speed	Sect-2	Speed	Sect-3	Speed	Laptime	Pit
1	59.511	98.3	1:25.108	106.9	31.526	77.9	2:56.145		4	54.824	95.7	1:22.819	105.0	32.132	77.3	2:49.775	
2	51.285	100.8	1:22.796	105.5	33.196	78.3	2:47.277		5	52.679	95.9	1:24.318	102.9	32.306	84.6	2:49.303	
3	58.799	62.4	2:37.919	37.1	51.278	74.7	4:27.996		6								

41 Peter Knoefel (C2) — Emeryson FJ

lap	Sect-1	Speed	Sect-2	Speed	Sect-3	Speed	Laptime	Pit	lap	Sect-1	Speed	Sect-2	Speed	Sect-3	Speed	Laptime	Pit
1	55.425	90.3	1:23.933	107.7	32.076	76.2	2:51.434		4	52.807	99.4	1:22.777	102.0	31.092	76.3	2:46.676	
2	54.978	95.5	1:27.799	105.2	34.683	66.6	2:57.460		5	54.815	94.3	1:22.603	111.7	33.139	74.4	2:50.557	
3	1:10.560	35.2	2:43.839	37.3	49.753	74.6	4:44.152		6								

42 Jeremy Deeley (C2) — Cooper T56

lap	Sect-1	Speed	Sect-2	Speed	Sect-3	Speed	Laptime	Pit	lap	Sect-1	Speed	Sect-2	Speed	Sect-3	Speed	Laptime	Pit
1	1:01.450	86.8	1:29.688	84.9	35.381	69.5	3:06.519		4	54.222	86.3	1:23.991	107.4	30.570	83.5	2:48.783	
2	56.438	90.7	1:23.164	105.5	31.416	82.8	2:51.018		5	50.152	102.5	1:21.545	109.1	30.302	85.6	2:41.999	
3	56.743	75.1	2:33.788	34.5	51.053	77.8	4:21.584		6								

43 Ian Simmonds (C2) — Envoy Mk1

lap	Sect-1	Speed	Sect-2	Speed	Sect-3	Speed	Laptime	Pit	lap	Sect-1	Speed	Sect-2	Speed	Sect-3	Speed	Laptime	Pit
1	50.361	104.5	1:21.183	118.1	30.337	85.8	2:41.881		4	57.948	63.1	1:58.550	81.2	42.239	68.5	3:38.737	
2	50.768	109.1	1:20.634	117.3	30.414	84.2	2:41.816		5	52.093	111.5	1:19.035	119.6	31.289	79.7	2:42.417	
3	49.388	108.1	1:23.438	114.7	31.088	82.5	2:43.914		6	53.825	107.0	1:19.592	119.8	29.964	87.6	2:43.381	

45 Gordon Wright (C2) — Britannia FJ

lap	Sect-1	Speed	Sect-2	Speed	Sect-3	Speed	Laptime	Pit	lap	Sect-1	Speed	Sect-2	Speed	Sect-3	Speed	Laptime	Pit
1	1:03.761	72.8	1:40.758	102.1	37.117	71.8	3:21.636		4	57.532	88.5	1:31.702	103.4	35.064	77.3	3:04.298	
2	58.552	94.9	1:31.527	102.1	36.855	73.3	3:06.934		5	56.122	91.9	1:29.943	103.2	34.412	80.6	3:00.477	
3	1:02.027	72.9	2:17.933	31.5	52.896	70.3	4:12.856		6								

46 George Haynes (C2) — Elva 200

lap	Sect-1	Speed	Sect-2	Speed	Sect-3	Speed	Laptime	Pit	lap	Sect-1	Speed	Sect-2	Speed	Sect-3	Speed	Laptime	Pit
1	53.975	100.5	1:22.904	108.9	30.861	82.3	2:47.740		4	51.384	98.5	1:21.328	106.9	29.732	84.9	2:42.444	
2	52.322	100.0	1:24.768	106.7	31.509	81.8	2:48.599		5	50.887	100.3	1:21.202	106.9	30.461	82.6	2:42.550	
3	1:19.564	40.0	2:45.741	37.6	47.972	84.0	4:53.277		6	50.838	101.5	1:21.040	108.1	29.484	84.7	2:41.362	

47 Richard Utley (C1) — Caravelle Mk1

lap	Sect-1	Speed	Sect-2	Speed	Sect-3	Speed	Laptime	Pit	lap	Sect-1	Speed	Sect-2	Speed	Sect-3	Speed	Laptime	Pit
1	1:02.015	82.7	1:37.697	92.4	39.724	68.1	3:19.436		4	1:03.386	79.4	1:38.241	83.0	39.589	70.5	3:21.216	
2	1:05.453	77.9	1:42.907	80.0	40.255	62.0	3:28.615		5	59.262	86.8	1:35.103	87.7	36.699	71.0	3:11.064	
3	1:08.846	73.5	2:03.090	68.5	42.681	68.2	3:54.617		6								

48 John Williams (C2) — Cooper-Lancia T52

lap	Sect-1	Speed	Sect-2	Speed	Sect-3	Speed	Laptime	Pit	lap	Sect-1	Speed	Sect-2	Speed	Sect-3	Speed	Laptime	Pit

49 Mike Gregory (C2) — De Tomaso ISIS

lap	Sect-1	Speed	Sect-2	Speed	Sect-3	Speed	Laptime	Pit	lap	Sect-1	Speed	Sect-2	Speed	Sect-3	Speed	Laptime	Pit
1	1:01.176	93.1	1:32.968	102.1	35.111	70.3	3:09.255		4	1:00.017	84.9	1:29.264	104.5	34.715	73.9	3:03.996	
2	56.238	90.6	1:32.808	103.4	33.859	72.9	3:02.905		5	56.399	95.1	1:30.650	98.4	35.143	73.5	3:02.192	
3	1:00.199	81.7	2:23.681	35.3	52.504	68.8	4:16.384		6								

63 Marek Reichman (C2) — Cooper T56

lap	Sect-1	Speed	Sect-2	Speed	Sect-3	Speed	Laptime	Pit	lap	Sect-1	Speed	Sect-2	Speed	Sect-3	Speed	Laptime	Pit
1							2:54.173		4							2:57.084	
2							2:47.801		5							5:09.102	
3							4:25.412		6								

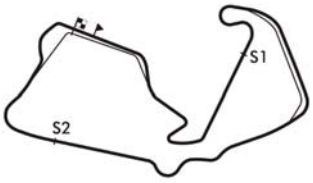

Session Start: 09:06:21 - Finish: 09:24:24
Weather/Track Conditions: Bright / Dry
Circuit: Silverstone Historic Grand Prix
Track Length: 5.857 Km - 3.6394 miles
Printed: 20-07-2018 - 11:00

Silverstone Classic - 20 - 22 Jul 2018

FJHRA Historic Formula Junior Period E

Qualifying for Race 1 - Sector Analysis

81 Hunter Nigel Russell (B2) — Sadler FJ

lap	Sect-1	Speed	Sect-2	Speed	Sect-3	Speed	Laptime	Pit	lap	Sect-1	Speed	Sect-2	Speed	Sect-3	Speed	Laptime	Pit
1	1:00.929	87.5	1:33.097	99.4	35.798	68.5	3:09.824		3	57.898	90.0	2:27.617	34.0	53.602	62.2	4:19.117	
2	57.539	91.8	1:28.467	99.9	33.146	65.5	2:59.152		4								

90 Mark Haynes (B2) — Nota FJ

lap	Sect-1	Speed	Sect-2	Speed	Sect-3	Speed	Laptime	Pit	lap	Sect-1	Speed	Sect-2	Speed	Sect-3	Speed	Laptime	Pit
1	54.335	94.0	1:26.369	109.8	32.378	83.5	2:53.082		4	56.220	100.2	1:23.197	110.6	33.432	79.0	2:52.849	
2	54.005	91.3	1:27.360	106.7	33.590	75.6	2:54.955		5	54.129	94.4	1:25.358	101.8	33.349	82.4	2:52.836	
3	1:11.691	33.3	2:43.623	34.5	52.207	75.3	4:47.521		6								

91 Peter de la Roche (B2) — Lola Mk2

lap	Sect-1	Speed	Sect-2	Speed	Sect-3	Speed	Laptime	Pit	lap	Sect-1	Speed	Sect-2	Speed	Sect-3	Speed	Laptime	Pit
1	47.793	108.1	1:15.116	117.5	27.976	85.7	2:30.885		4	1:07.199	56.2	2:06.209	64.7	30.870	89.0	3:44.278	
2	48.171	108.6	1:17.703	115.1	27.979	89.7	2:33.853		5	50.135	108.1	1:15.809	120.5	30.753	83.3	2:36.697	
3	46.833	109.5	1:25.834	74.7	38.958	60.8	2:51.625		6	48.380	110.6	1:14.896	117.7	28.164	89.1	2:31.440	

99 Simon Jones (B2) — Elva 100

lap	Sect-1	Speed	Sect-2	Speed	Sect-3	Speed	Laptime	Pit	lap	Sect-1	Speed	Sect-2	Speed	Sect-3	Speed	Laptime	Pit
1	54.430	100.5	1:23.270	110.9	30.882	79.5	2:48.582		4	51.574	102.9	1:22.059	111.3	30.106	84.9	2:43.739	
2	52.699	101.1	1:21.884	111.1	31.145	79.2	2:45.728		5	50.675	104.2	1:20.231	110.9	30.591	78.9	2:41.497	
3	1:19.367	39.9	2:45.776	36.8	48.678	77.7	4:53.821		6	51.066	104.5	1:20.723	109.8	30.065	84.2	2:41.854	

111 Nick Taylor (B2) — Elva 100

lap	Sect-1	Speed	Sect-2	Speed	Sect-3	Speed	Laptime	Pit	lap	Sect-1	Speed	Sect-2	Speed	Sect-3	Speed	Laptime	Pit
1	54.479	103.1	1:23.361	109.7	30.437	83.9	2:48.277		4	51.265	103.4	1:18.834	112.4	28.990	83.8	2:39.089	
2	49.464	102.9	1:20.068	111.5	30.010	75.0	2:39.542		5	49.467	103.6	1:18.055	111.3	28.918	82.8	2:36.440	
3	1:11.921	33.3	2:43.365	33.9	52.012	78.8	4:47.298		6	48.749	106.2	1:18.057	110.2	28.831	85.9	2:35.637	

115 Harindra De Silva (B2) — Lola Mk2

lap	Sect-1	Speed	Sect-2	Speed	Sect-3	Speed	Laptime	Pit	lap	Sect-1	Speed	Sect-2	Speed	Sect-3	Speed	Laptime	Pit
1	57.044	105.0	1:20.914	116.5	30.859	83.1	2:48.817		4	50.449	106.7	1:19.136	118.1	30.047	86.6	2:39.632	
2	50.038	104.5	1:21.900	118.4	30.328	85.3	2:42.266		5	49.137	110.6	1:18.296	118.4	31.317	82.7	2:38.750	
3	1:14.167	38.1	2:45.352	35.7	48.708	77.9	4:48.227		6	48.525	111.8	1:17.992	119.0	30.048	86.9	2:36.565	

118 John Rowe (C2) — Lotus 18

lap	Sect-1	Speed	Sect-2	Speed	Sect-3	Speed	Laptime	Pit	lap	Sect-1	Speed	Sect-2	Speed	Sect-3	Speed	Laptime	Pit
1	1:01.896	87.7	1:33.774	98.3	36.288	68.6	3:11.958		4	1:00.600	89.4	1:33.413	106.5	35.299	76.3	3:09.312	
2	59.128	98.0	1:32.456	105.2	36.409	71.3	3:07.993		5	56.503	102.0	1:29.893	106.5	35.091	76.7	3:01.487	
3	1:02.031	74.6	2:17.694	31.4	53.262	72.2	4:12.987		6								

119 Ralf Emmerling (B2) — Gemini Mk2

lap	Sect-1	Speed	Sect-2	Speed	Sect-3	Speed	Laptime	Pit	lap	Sect-1	Speed	Sect-2	Speed	Sect-3	Speed	Laptime	Pit

122 Robin Lackford (B2) — Elva 100

lap	Sect-1	Speed	Sect-2	Speed	Sect-3	Speed	Laptime	Pit	lap	Sect-1	Speed	Sect-2	Speed	Sect-3	Speed	Laptime	Pit
1	53.596	96.0	1:26.632	104.9	33.049	80.1	2:53.277		4	54.995	96.8	1:22.968	105.7	30.686	81.8	2:48.649	
2	54.498	94.4	1:26.842	104.4	31.906	72.0	2:53.246		5	51.600	99.7	1:22.565	105.5	31.274	78.4	2:45.439	
3	1:10.748	36.6	2:43.875	37.3	52.573	71.3	4:47.196		6								

133 Tony Best (C2) — Lotus 18

lap	Sect-1	Speed	Sect-2	Speed	Sect-3	Speed	Laptime	Pit	lap	Sect-1	Speed	Sect-2	Speed	Sect-3	Speed	Laptime	Pit
1	57.363	100.9	1:38.649	110.9	33.451	81.7	3:09.463		4	57.345	98.1	1:26.496	112.0	31.902	78.6	2:55.743	
2	52.101	100.8	1:26.349	111.3	34.770	70.9	2:53.220		5	53.717	105.5	1:23.073	112.8	30.780	84.3	2:47.570	
3	1:01.255	86.7	2:24.685	38.7	52.427	74.4	4:18.367		6								

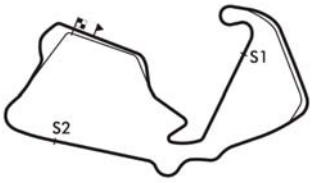

Session Start: 09:06:21 - Finish: 09:24:24
Weather/Track Conditions: Bright / Dry
Circuit: Silverstone Historic Grand Prix
Track Length: 5.857 Km - 3.6394 miles
Printed: 20-07-2018 - 11:00

MST
Results: www.mstworld.com. Live Timing: https://livetiming.getraceresults.com/mst. Email: timing@mstworld.com

Silverstone Classic - 20 - 22 Jul 2018

FJHRA Historic Formula Junior Period E

Qualifying for Race 1 - Sector Analysis

139 Robert Barrie (A) — Stanguellini FJ

lap	Sect-1	Speed	Sect-2	Speed	Sect-3	Speed	Laptime	Pit	lap	Sect-1	Speed	Sect-2	Speed	Sect-3	Speed	Laptime	Pit
1	59.547	99.7	1:28.576	101.2	31.083	83.0	2:59.206		4	53.914	101.1	1:22.115	111.7	30.057	83.7	2:46.086	
2	52.235	102.3	1:22.989	110.0	30.535	83.7	2:45.759		5	52.940	102.6	1:23.154	110.6	30.524	80.0	2:46.618	
3	1:01.506	74.2	2:36.588	38.5	52.693	67.7	4:30.787		6								

141 Peter Fenichel (C2) — Cooper T56

lap	Sect-1	Speed	Sect-2	Speed	Sect-3	Speed	Laptime	Pit	lap	Sect-1	Speed	Sect-2	Speed	Sect-3	Speed	Laptime	Pit
1	1:00.124	80.9	1:33.172	99.9	34.861	69.9	3:08.157		3	1:03.750	75.7	2:16.218	30.8	53.528	69.8	4:13.496	
2	56.774	95.3	1:51.440	100.3	32.658	72.1	3:20.872		4	59.402	92.1	1:29.434	97.4	34.348	73.1	3:03.184	

147 Clinton McCarthy (C1) — Lotus 18

lap	Sect-1	Speed	Sect-2	Speed	Sect-3	Speed	Laptime	Pit	lap	Sect-1	Speed	Sect-2	Speed	Sect-3	Speed	Laptime	Pit
1	56.967	86.9	1:25.753	108.2	33.731	70.6	2:56.451		4	55.904	95.2	1:25.908	110.7	32.676	78.5	2:54.488	
2	52.936	96.7	1:24.946	111.1	34.512	70.9	2:52.394		5	53.636	97.3	1:27.379	103.2	32.131	77.5	2:53.146	
3	1:01.129	83.6	2:24.895	37.6	51.711	74.3	4:17.735		6								

221 Julian Majzub (B2) — Sadler FJ

lap	Sect-1	Speed	Sect-2	Speed	Sect-3	Speed	Laptime	Pit	lap	Sect-1	Speed	Sect-2	Speed	Sect-3	Speed	Laptime	Pit
1	55.508	86.4	1:24.527	108.2	32.751	81.0	2:52.786		4	52.089	99.3	1:21.665	105.5	31.424	83.0	2:45.178	
2	52.791	86.9	1:24.753	106.0	32.232	80.4	2:49.776		5	51.157	94.3	1:21.361	110.6	31.603	79.1	2:44.121	
3	1:12.260	37.6	2:44.070	38.2	48.633	78.3	4:44.963		6	51.237	103.1	1:21.063	110.0	30.978	81.9	2:43.278	

222 Jeremy Knight (B2) — Elva 100

lap	Sect-1	Speed	Sect-2	Speed	Sect-3	Speed	Laptime	Pit	lap	Sect-1	Speed	Sect-2	Speed	Sect-3	Speed	Laptime	Pit
1	1:01.947	92.4	1:31.964	101.2	34.064	77.2	3:07.975		4	57.781	94.8	1:28.227	110.6	34.122	76.7	3:00.130	
2	55.344	94.4	1:29.363	106.2	34.958	73.5	2:59.665		5	54.122	104.2	1:26.577	107.5	32.257	80.1	2:52.956	
3	59.493	93.2	2:26.476	40.0	52.540	72.5	4:18.509		6								

272 Andrew Hibberd (B2) — Lola Mk2

lap	Sect-1	Speed	Sect-2	Speed	Sect-3	Speed	Laptime	Pit	lap	Sect-1	Speed	Sect-2	Speed	Sect-3	Speed	Laptime	Pit
1	49.083	106.2	1:16.342	118.6	28.173	88.4	2:33.598		4	1:09.375	69.0	3:26.035	115.9	28.047	88.2	5:03.457	P
2	46.955	110.2	1:15.685	118.1	28.265	88.9	2:30.905		5	47.846	108.4	1:14.587	117.3	27.637	88.4	2:30.070	
3	47.351	110.6	1:26.742	83.5	37.467	62.0	2:51.560		6	46.703	110.4	1:14.672	117.5	27.635	89.5	2:29.010	

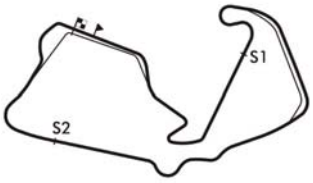

Session Start: 09:06:21 - Finish: 09:24:24
Weather/Track Conditions: Bright / Dry
Circuit: Silverstone Historic Grand Prix
Track Length: 5.857 Km - 3.6394 miles
Printed: 20-07-2018 - 11:00

Silverstone Classic - 20 - 22 Jul 2018

FJHRA Historic Formula Junior Period E

Qualifying for Race 1 - Best Sector Times

	SECTOR 1			SECTOR 2			SECTOR 3		
	NO	TIME	LAP	NO	TIME	LAP	NO	TIME	LAP
1	11	45.972	3	33	1:13.689	6	272	27.635	6
2	8	46.398	6	11	1:13.888	6	11	27.796	1
3	272	46.703	6	272	1:14.587	5	91	27.976	1
4	91	46.833	3	91	1:14.896	6	32	28.068	6
5	33	46.896	3	32	1:15.918	5	23	28.076	6
6	23	47.636	6	23	1:16.503	6	8	28.108	6
7	32	47.861	3	8	1:16.696	2	33	28.258	5
8	115	48.525	6	3	1:17.753	5	111	28.831	6
9	2	48.620	3	115	1:17.992	6	5	28.867	4
10	111	48.749	6	111	1:18.055	5	29	28.908	5
11	3	48.836	6	14	1:18.506	6	34	28.909	5
12	14	49.047	3	34	1:18.563	5	2	28.926	2
13	34	49.212	3	2	1:18.625	6	3	29.271	6
14	43	49.388	3	29	1:18.625	5	14	29.362	6
15	42	50.152	5	5	1:18.829	4	46	29.484	6
16	5	50.204	4	43	1:19.035	5	25	29.665	4
17	29	50.338	2	99	1:20.231	5	30	29.955	5
18	99	50.675	5	25	1:20.583	5	43	29.964	6
19	30	50.717	2	46	1:21.040	6	115	30.047	4
20	46	50.838	6	221	1:21.063	6	139	30.057	4
21	35	50.976	2	42	1:21.545	5	99	30.065	6
22	25	51.000	5	35	1:21.629	5	10	30.090	5
23	221	51.157	5	18	1:21.674	5	35	30.265	2
24	40	51.285	2	30	1:22.026	5	42	30.302	5
25	122	51.600	5	139	1:22.115	4	9	30.520	1
26	15	51.829	2	15	1:22.214	1	122	30.686	4
27	133	52.101	2	122	1:22.565	5	133	30.780	5
28	139	52.235	2	41	1:22.603	5	221	30.978	6
29	10	52.250	5	40	1:22.796	2	41	31.092	4
30	41	52.807	4	10	1:22.922	4	15	31.189	1
31	27	52.829	5	133	1:23.073	5	40	31.526	1
32	147	52.936	2	90	1:23.197	4	4	31.664	2
33	4	53.013	2	19	1:23.343	5	27	31.725	5
34	18	53.083	5	4	1:24.082	2	19	31.951	5
35	119			27	1:24.466	4	18	32.080	4
36	19	53.528	5	26	1:24.809	5	147	32.131	5
37	28	53.909	5	147	1:24.946	2	222	32.257	5
38	90	54.005	2	28	1:25.071	4	26	32.340	5
39	222	54.122	5	12	1:25.577	5	90	32.378	1
40	48			222	1:26.577	5	28	32.529	4
41	26	55.636	5	24	1:27.012	4	141	32.658	2
42	9	55.746	3	9	1:27.030	3	24	32.746	5
43	24	56.075	2	81	1:28.467	2	12	32.871	5
44	45	56.122	5	49	1:29.264	4	81	33.146	2
45	141	56.200	5	141	1:29.434	4	119		
46	49	56.238	2	118	1:29.893	5	49	33.859	2
47	118	56.503	5	45	1:29.943	5	45	34.412	5

IDEAL / BEST LAP COMPARISON

NO	NAME	BEST	IN	IDEAL	DIFF
272	Andrew Hibberd	2:29.010	6	2:28.925	+0.085
11	Will Mitcham	2:29.916	1	2:27.656	+2.260
33	Chris Drake	2:30.325	6	2:28.843	+1.482
91	Peter de la Roche	2:30.885	1	2:29.705	+1.180
23	Stuart Roach	2:32.215	6	2:32.215	+0.000
8	Alex Morton	2:32.318	2	2:31.202	+1.116
32	Ray Mallock	2:34.980	6	2:31.847	+3.133
111	Nick Taylor	2:35.637	6	2:35.635	+0.002
3	Justin Fleming	2:36.423	6	2:35.860	+0.563
115	Harindra De Silva	2:36.565	6	2:36.564	+0.001
5	Miles Griffiths	2:37.900	4	2:37.900	+0.000
2	Mark Woodhouse	2:38.438	6	2:36.171	+2.267
29	William Grimshaw	2:38.633	5	2:37.871	+0.762
34	James Owen	2:38.798	5	2:36.684	+2.114
14	Crispian Besley	2:40.633	2	2:36.915	+3.718
46	George Haynes	2:41.362	6	2:41.362	+0.000
25	Jac Nellemann	2:41.407	5	2:41.248	+0.159
99	Simon Jones	2:41.497	5	2:40.971	+0.526
43	Ian Simmonds	2:41.816	2	2:38.387	+3.429
42	Jeremy Deeley	2:41.999	5	2:41.999	+0.000
221	Julian Majzub	2:43.278	6	2:43.198	+0.080
35	Harry Bishop	2:44.893	2	2:42.870	+2.023
30	Trevor Griffiths	2:44.905	5	2:42.698	+2.207
122	Robin Lackford	2:45.439	5	2:44.851	+0.588
139	Robert Barrie	2:45.759	2	2:44.407	+1.352
10	Mike Walker	2:45.870	4	2:45.262	+0.608
41	Peter Knoefel	2:46.676	4	2:46.502	+0.174
15	Ian Phillips	2:47.267	1	2:45.232	+2.035
40	Chris Wilks	2:47.277	2	2:45.607	+1.670
18	Erik Justesen	2:47.290	5	2:46.837	+0.453
16	Alan Baillie	2:47.363	1		+
133	Tony Best	2:47.570	5	2:45.954	+1.616
63	Marek Reichman	2:47.801	2		+
4	Graham Barron	2:48.759	2	2:48.759	+0.000
19	Colin Mckay	2:48.822	5	2:48.822	+0.000
27	Tom De Gres	2:49.043	5	2:49.020	+0.023
147	Clinton McCarthy	2:52.394	2	2:50.013	+2.381
26	Roger Dexter	2:52.785	5	2:52.785	+0.000
90	Mark Haynes	2:52.836	5	2:49.580	+3.256
222	Jeremy Knight	2:52.956	5	2:52.956	+0.000
28	Larry Kinch	2:53.452	5	2:51.509	+1.943
9	John Chisholm	2:54.911	3	2:53.296	+1.615
12	Keith Roach	2:55.213	5	2:55.213	+0.000
24	Floris-Jan Hekker	2:57.221	5	2:55.833	+1.388
81	Hunter Nigel Russel	2:59.152	2	2:59.152	+0.000
45	Gordon Wright	3:00.477	5	3:00.477	+0.000
118	John Rowe	3:01.487	5	3:01.487	+0.000

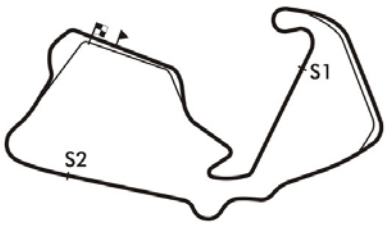

Session Start: 09:06:21 - Finish: 09:24:24
Weather/Track Conditions: Bright / Dry
Circuit: Silverstone Historic Grand Prix
Track Length: 5.857 Km - 3.6394 miles

Printed: 20-07-2018 - 11:01

Silverstone Classic - 20 - 22 Jul 2018

FJHRA Historic Formula Junior Period E

Qualifying for Race 1 - Best Sector Times

48	12	56.765	5	47	1:35.103	5	7		
49	81	57.539	2	31	1:35.122	5	118	35.091	5
50	47	59.262	5	39	1:39.788	5	48		
51	31	59.511	5	7			47	36.699	5
52	39	1:03.514	4	13			31	38.031	5
53	22			16			22		
54	7			22			39	41.042	5
55	13			37		1	13		
56	16			48			16		
57	37		2	56			37		1
58	56			63			56		
59	63			119			63		
60	125			125			125		

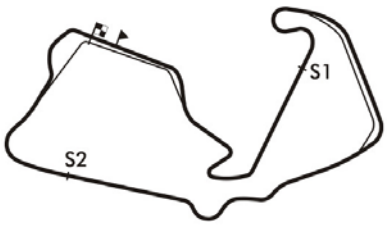

Session Start: 09:06:21 - Finish: 09:24:24
Weather/Track Conditions: Bright / Dry
Circuit: Silverstone Historic Grand Prix
Track Length: 5.857 Km - 3.6394 miles

Printed: 20-07-2018 - 11:01

Silverstone Classic - 20 - 22 Jul 2018

FJHRA Historic Formula Junior Period E

Qualifying for Race 1 - Best Sector Times

49	Mike Gregory	3:02.192	5	2:59.361	+2.831
141	Peter Fenichel	3:03.184	4	2:58.292	+4.892
37	James McBrien	3:06.381	2		+
47	Richard Utley	3:11.064	5	3:11.064	+0.000
31	Peter Edbrooke	3:12.664	5	3:12.664	+0.000
39	David Walker	3:24.399	5	3:24.344	+0.055
7	Duncan Rabagliati				+
22	Richard Bishop-Mille				+
48	John Williams				+
119	Ralf Emmerling				+

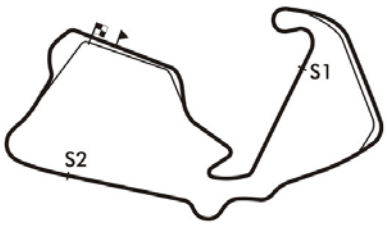

Session Start: 09:06:21 - Finish: 09:24:24
Weather/Track Conditions: Bright / Dry
Circuit: Silverstone Historic Grand Prix
Track Length: 5.857 Km - 3.6394 miles

Printed: 20-07-2018 - 11:01

Silverstone Classic - 20 - 22 Jul 2018

FJHRA Historic Formula Junior Period E

Qualifying for Race 1 - Best Sector Speeds

	NO	SECTOR 1	MPH	NO	SECTOR 2	MPH	NO	SECTOR 3	MPH
1	33	Chris Drake	116.3	33	Chris Drake	126.1	33	Chris Drake	92.1
2	11	Will Mitcham	114.1	11	Will Mitcham	124.0	91	Peter de la Roche	89.7
3	32	Ray Mallock	113.7	32	Ray Mallock	123.8	272	Andrew Hibberd	89.5
4	8	Alex Morton	113.6	91	Peter de la Roche	120.5	11	Will Mitcham	89.4
5	115	Harindra De Silva	111.8	43	Ian Simmonds	119.8	23	Stuart Roach	89.4
6	43	Ian Simmonds	111.5	10	Mike Walker	119.6	8	Alex Morton	89.1
7	23	Stuart Roach	111.3	115	Harindra De Silva	119.0	43	Ian Simmonds	87.6
8	91	Peter de la Roche	110.6	23	Stuart Roach	118.6	5	Miles Griffiths	87.5
9	272	Andrew Hibberd	110.6	272	Andrew Hibberd	118.6	10	Mike Walker	87.5
10	3	Justin Fleming	110.2	14	Crispian Besley	118.1	14	Crispian Besley	87.4
11	2	Mark Woodhouse	108.2	3	Justin Fleming	117.9	115	Harindra De Silva	86.9
12	34	James Owen	107.2	8	Alex Morton	117.5	32	Ray Mallock	86.6
13	10	Mike Walker	106.9	2	Mark Woodhouse	116.9	34	James Owen	86.6
14	14	Crispian Besley	106.4	18	Erik Justesen	115.1	3	Justin Fleming	86.5
15	111	Nick Taylor	106.2	34	James Owen	114.5	111	Nick Taylor	85.9
16	133	Tony Best	105.5	25	Jac Nellemann	114.3	2	Mark Woodhouse	85.6
17	18	Erik Justesen	104.7	133	Tony Best	112.8	30	Trevor Griffiths	85.6
18	27	Tom De Gres	104.7	30	Trevor Griffiths	112.6	42	Jeremy Deeley	85.6
19	15	Ian Phillips	104.5	111	Nick Taylor	112.4	46	George Haynes	84.9
20	25	Jac Nellemann	104.5	15	Ian Phillips	112.0	99	Simon Jones	84.9
21	99	Simon Jones	104.5	29	William Grimshaw	112.0	29	William Grimshaw	84.7
22	29	William Grimshaw	104.4	41	Peter Knoefel	111.7	40	Chris Wilks	84.6
23	30	Trevor Griffiths	104.2	139	Robert Barrie	111.7	35	Harry Bishop	84.4
24	222	Jeremy Knight	104.2	99	Simon Jones	111.3	133	Tony Best	84.3
25	35	Harry Bishop	103.4	12	Keith Roach	111.1	139	Robert Barrie	83.7
26	221	Julian Majzub	103.1	147	Clinton McCarthy	111.1	90	Mark Haynes	83.5
27	139	Robert Barrie	102.6	28	Larry Kinch	110.9	25	Jac Nellemann	83.3
28	42	Jeremy Deeley	102.5	90	Mark Haynes	110.6	221	Julian Majzub	83.0
29	118	John Rowe	102.0	221	Julian Majzub	110.6	122	Robin Lackford	81.8
30	46	George Haynes	101.5	222	Jeremy Knight	110.6	19	Colin Mckay	81.1
31	40	Chris Wilks	100.8	35	Harry Bishop	110.0	15	Ian Phillips	80.8
32	5	Miles Griffiths	100.5	27	Tom De Gres	109.3	4	Graham Barron	80.7
33	90	Mark Haynes	100.2	42	Jeremy Deeley	109.1	45	Gordon Wright	80.6
34	4	Graham Barron	100.0	46	George Haynes	108.9	26	Roger Dexter	80.4
35	19	Colin Mckay	99.7	19	Colin Mckay	108.2	9	John Chisholm	80.3
36	122	Robin Lackford	99.7	9	John Chisholm	107.7	18	Erik Justesen	80.1
37	41	Peter Knoefel	99.4	119	Ralf Emmerling	107.0	222	Jeremy Knight	80.1
38	119	Ralf Emmerling	99.0	40	Chris Wilks	106.9	119	Ralf Emmerling	79.2
39	147	Clinton McCarthy	97.3	118	John Rowe	106.5	147	Clinton McCarthy	78.5
40	48	John Williams	97.0	5	Miles Griffiths	105.7	28	Larry Kinch	78.4

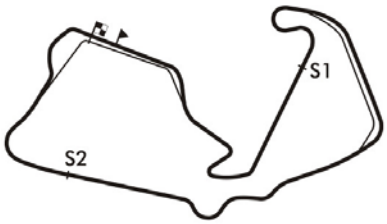

Session Start: 09:06:21 - Finish: 09:24:24
Weather/Track Conditions: Bright / Dry
Circuit: Silverstone Historic Grand Prix
Track Length: 5.857 Km - 3.6394 miles
Printed: 20-07-2018 - 11:01

Silverstone Classic - 20 - 22 Jul 2018

FJHRA Historic Formula Junior Period E

Qualifying for Race 1 - Best Sector Speeds

41	26	Roger Dexter	96.6	24	Floris-Jan Hekker	105.7	24	Floris-Jan Hekker	76.9
42	141	Peter Fenichel	96.4	122	Robin Lackford	105.7	12	Keith Roach	76.8
43	49	Mike Gregory	95.1	4	Graham Barron	105.2	118	John Rowe	76.7
44	45	Gordon Wright	94.9	49	Mike Gregory	104.5	41	Peter Knoefel	76.3
45	24	Floris-Jan Hekker	94.8	45	Gordon Wright	103.4	27	Tom De Gres	76.0
46	28	Larry Kinch	94.4	48	John Williams	102.1	48	John Williams	75.4
47	81	Hunter Nigel Russell	91.8	26	Roger Dexter	101.2	49	Mike Gregory	73.9
48	12	Keith Roach	90.9	141	Peter Fenichel	100.3	141	Peter Fenichel	73.1
49	9	John Chisholm	88.3	81	Hunter Nigel Russell	99.9	31	Peter Edbrooke	72.9
50	31	Peter Edbrooke	87.6	7	Duncan Rabagliati	93.2	39	David Walker	71.4
51	47	Richard Utley	86.8	47	Richard Utley	92.4	47	Richard Utley	71.0
52	39	David Walker	83.6	39	David Walker	87.8	81	Hunter Nigel Russell	68.5
53	22	Richard Bishop-Miller	63.7	31	Peter Edbrooke	86.0	22	Richard Bishop-Miller	63.9
54	7	Duncan Rabagliati	0.0	22	Richard Bishop-Miller	76.2	7	Duncan Rabagliati	55.3
55	13	M Ian Robinson	0.0	13	M Ian Robinson	0.0	13	M Ian Robinson	0.0
56	16	Alan Baillie	0.0	16	Alan Baillie	0.0	16	Alan Baillie	0.0
57	37	James McBrien	0.0	37	James McBrien	0.0	37	James McBrien	0.0
58	56	Jeremy Deeley	0.0	56	Jeremy Deeley	0.0	56	Jeremy Deeley	0.0
59	63	Marek Reichman	0.0	63	Marek Reichman	0.0	63	Marek Reichman	0.0
60	125	Andrew Tart	0.0	125	Andrew Tart	0.0	125	Andrew Tart	0.0

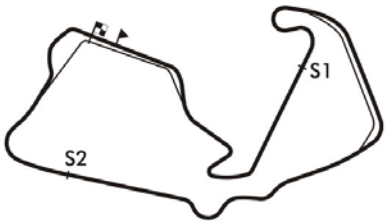

Session Start: 09:06:21 - Finish: 09:24:24
Weather/Track Conditions: Bright / Dry
Circuit: Silverstone Historic Grand Prix
Track Length: 5.857 Km - 3.6394 miles

Printed: 20-07-2018 - 11:01

Silverstone Classic - 20 - 22 Jul 2018

Jim Clark Trophy For Historic Formula Junior Period E

Race 1 - Starting Grid

Sheet No:

Start Time : 09:03 - Heat Duration : 20 Minutes

27	53	48	John Williams	54	119	Ralf Emmerling
26	51	39	David Walker	52	7	Duncan Rabagliati
25	49	47	Richard Utley	50	31	Peter Edbrooke
24	47	141	Peter Fenichel	48	37	James McBrien
23	45	118	John Rowe	46	49	Mike Gregory
22	43	81	Hunter Nigel Russell	44	45	Gordon Wright
21	41	12	Keith Roach	42	24	Floris-Jan Hekker
20	39	28	Larry Kinch	40	9	John Chisholm
19	37	90	Mark Haynes	38	222	Jeremy Knight
18	35	147	Clinton McCarthy	36	26	Roger Dexter
17	33	19	Colin Mckay	34	27	Tom De Gres
16	31	63	Marek Reichman	32	4	Graham Barron
15	29	18	Erik Justesen	30	133	Tony Best
14	27	15	Ian Phillips	28	40	Chris Wilks
13	25	10	Mike Walker	26	41	Peter Knoefel
12	23	122	Robin Lackford	24	139	Robert Barrie
11	21	35	Harry Bishop	22	30	Trevor Griffiths

Circuit: Silverstone Historic Grand Prix
Track Length: 5.857 Km - 3.6394 miles

These results are provisional until the conclusion of any judicial and technical matters.

Clerk of the Course:	Timekeeper:	Issued at:
Julian Floyd	Nick Palmer	

Printed : 20-07-2018 - 16:15

Silverstone Classic - 20 - 22 Jul 2018

Jim Clark Trophy For Historic Formula Junior Period E

Race 1 - Starting Grid

Sheet No:

Start Time : 09:03 - Heat Duration : 20 Minutes

ROW							
10	19	43	Ian Simmonds	20	42	Jeremy Deeley
9	17	25	Jac Nellemann	18	99	Simon Jones
8	15	14	Crispian Besley	16	46	George Haynes
7	13	29	William Grimshaw	14	34	James Owen
6	11	5	Miles Griffiths	12	2	Mark Woodhouse
5	9	3	Justin Fleming	10	115	Harindra De Silva
4	7	32	Ray Mallock	8	111	Nick Taylor
3	5	23	Stuart Roach	6	8	Alex Morton
2	3	33	Chris Drake	4	91	Peter de la Roche
1	1	272	Andrew Hibberd	2	11	Will Mitcham

Pole Right

Circuit: Silverstone Historic Grand Prix
Track Length: 5.857 Km - 3.6394 miles

These results are provisional until the conclusion of any judicial and technical matters.

Clerk of the Course:	Timekeeper:	Issued at:
Julian Floyd	Nick Palmer	

Printed : 20-07-2018 - 16:15

Silverstone Classic - 20 - 22 Jul 2018

John Surtees Trophy For Historic Formula Junior Period E

Race 15 - Starting Grid

Sheet No:

Start Time : 12:00 - Heat Duration : 20 Minutes

27	53	119	Ralf Emmerling	54	125	Andrew Tart
26	51	39	David Walker	52	7	Duncan Rabagliati
25	49	47	Richard Utley	50	31	Peter Edbrooke
24	47	141	Peter Fenichel	48	37	James McBrien
23	45	118	John Rowe	46	49	Mike Gregory
22	43	81	Hunter Nigel Russell	44	45	Gordon Wright
21	41	12	Keith Roach	42	24	Floris-Jan Hekker
20	39	28	Larry Kinch	40	9	John Chisholm
19	37	90	Mark Haynes	38	222	Jeremy Knight
18	35	147	Clinton McCarthy	36	26	Roger Dexter
17	33	19	Colin Mckay	34	27	Tom De Gres
16	31	63	Marek Reichman	32	4	Graham Barron
15	29	18	Erik Justesen	30	133	Tony Best
14	27	15	Ian Phillips	28	40	Chris Wilks
13	25	139	Robert Barrie	26	10	Mike Walker
12	23	30	Trevor Griffiths	24	122	Robin Lackford
11	21	221	Julian Majzub	22	35	Harry Bishop

Cars 41, 48 withdrawn. Car 125 to start from back of grid.

Circuit: Silverstone Historic Grand Prix
Track Length: 5.857 Km - 3.6394 miles

These results are provisional until the conclusion of any judicial and technical matters.

Clerk of the Course:	Timekeeper:	Issued at:
Julian Floyd	Nick Palmer	

Printed : 21-07-2018 - 19:54

Silverstone Classic - 20 - 22 Jul 2018

John Surtees Trophy For Historic Formula Junior Period E

Race 15 - Starting Grid

Sheet No:

Start Time : 12:00 - Heat Duration : 20 Minutes

ROW							
10	19	43	Ian Simmonds	20	42	Jeremy Deeley
9	17	25	Jac Nellemann	18	99	Simon Jones
8	15	14	Crispian Besley	16	46	George Haynes
7	13	29	William Grimshaw	14	34	James Owen
6	11	5	Miles Griffiths	12	2	Mark Woodhouse
5	9	3	Justin Fleming	10	115	Harindra De Silva
4	7	32	Ray Mallock	8	111	Nick Taylor
3	5	23	Stuart Roach	6	8	Alex Morton
2	3	33	Chris Drake	4	91	Peter de la Roche
1	1	272	Andrew Hibberd	2	11	Will Mitcham

Pole Right

Cars 41, 48 withdrawn. Car 125 to start from back of grid.

Circuit: Silverstone Historic Grand Prix
Track Length: 5.857 Km - 3.6394 miles

These results are provisional until the conclusion of any judicial and technical matters.

Clerk of the Course:	Timekeeper:	Issued at:
Julian Floyd	Nick Palmer	

Printed : 21-07-2018 - 19:54

Silverstone Classic - 20 - 22 Jul 2018

Jim Clark Trophy For Historic Formula Junior Period E

Race 1 - Classification

Sheet No:

POS	NO	DRIVER/S	CLASS	CLASS POS	CAR MAKE / MODEL	TIME	LAPS	GAP	DIFF	MPH	BEST	ON
1	11	Will Mitcham	B2	1	U2 Mk2	22:28.295	9	-- 9 laps --		87.45	2:27.707	7
2	33	Chris Drake	B2	2	Terrier Mk4 Series 1	22:29.922	9	1.627	1.627	87.35	2:28.739	9
3	5	Miles Griffiths	C2	1	Lotus 18	22:30.034	9	1.739	0.112	87.34	2:28.508	9
4	91	Peter de la Roche	B2	3	Lola Mk2	22:31.811	9	3.516	1.777	87.22	2:28.666	4
5	32	Ray Mallock	B2	4	U2 Mk2	22:37.749	9	9.454	5.938	86.84	2:28.780	5
6	23	Stuart Roach	B2	5	Condor S2	22:38.411	9	10.116	0.662	86.80	2:29.089	8
7	8	Alex Morton	B2	6	Condor SII	22:43.821	9	15.526	5.410	86.46	2:29.791	8
8	14	Crispian Besley	C2	2	Cooper T56	23:25.877	9	57.582	42.056	83.87	2:33.713	6
9	2	Mark Woodhouse	B2	7	Elva 100	23:27.247	9	58.952	1.370	83.79	2:34.799	5
10	272	Andrew Hibberd	B2	8	Lola Mk2	23:36.784	9	1:08.489	9.537	83.23	2:28.550	6
11	3	Justin Fleming	B2	9	Lola Mk2	23:49.148	9	1:20.853	12.364	82.51	2:37.195	7
12	25	Jac Nellemann	B2	10	Alfa Dana FJ	23:56.058	9	1:27.763	6.910	82.11	2:37.298	5
13	115	Harindra De Silva	B2	11	Lola Mk2	23:59.848	9	1:31.553	3.790	81.89	2:36.157	8
14	42	Jeremy Deeley	C2	3	Cooper T52	24:01.205	9	1:32.910	1.357	81.82	2:37.488	9
15	99	Simon Jones	B2	12	Elva 100	24:12.624	9	1:44.329	11.419	81.17	2:40.551	6
16	29	William Grimshaw	B2	13	Moorland Mk1	24:13.100	9	1:44.805	0.476	81.14	2:36.205	8
17	15	Ian Phillips	B2	14	BMC Mk1	24:18.879	9	1:50.584	5.779	80.82	2:37.742	7
18	139	Robert Barrie	A	1	Stanguellini FJ	24:23.295	9	1:55.000	4.416	80.58	2:39.236	8
19	27	Tom De Gres	A	2	Stanguellini FJ	24:32.934	9	2:04.639	9.639	80.05	2:39.421	7
20	43	Ian Simmonds	C2	4	Envoy Mk1	24:34.460	9	2:06.165	1.526	79.97	2:37.792	9
21	18	Erik Justesen	B2	15	U2 Mk2	24:35.823	9	2:07.528	1.363	79.90	2:37.912	9
22	46	George Haynes	C2	5	Elva 200	24:39.926	9	2:11.631	4.103	79.67	2:41.526	9
23	147	Clinton McCarthy	C1	1	Lotus 18	25:07.400	9	2:39.105	27.474	78.22	2:43.507	9
24	12	Keith Roach	B2	16	Alexis Mk2	25:07.842	9	2:39.547	0.442	78.20	2:43.454	9
25	141	Peter Fenichel	C2	6	Cooper T56	25:08.384	9	2:40.089	0.542	78.17	2:43.381	5
26	28	Larry Kinch	B2	17	Gemini Mk2	22:30.552	8	-- 8 laps --	5.683	77.60	2:45.153	7
27	19	Colin Mckay	B2	18	Gemini Mk2	22:32.317	8	1.765	1.765	77.50	2:45.103	7
28	90	Mark Haynes	B2	19	Nota FJ	22:42.884	8	12.332	10.567	76.90	2:44.917	7
29	26	Roger Dexter	B2	20	Elva-DKW 100	22:44.620	8	14.068	1.736	76.81	2:46.865	7
30	40	Chris Wilks	C2	7	Deep Sanderson FJ	22:46.240	8	15.688	1.620	76.71	2:47.136	6
31	10	Mike Walker	B2	21	Bond FJ	22:53.090	8	22.538	6.850	76.33	2:38.590	8
32	9	John Chisholm	B2	22	Gemini Mk2	22:56.966	8	26.414	3.876	76.12	2:45.986	2
33	24	Floris-Jan Hekker	B2	23	Rayberg FJ	23:10.377	8	39.825	13.411	75.38	2:48.405	6
34	4	Graham Barron	B1	1	Gemini Mk2	23:45.756	8	1:15.204	35.379	73.51	2:46.201	3
35	118	John Rowe	C2	8	Lotus 18	23:47.831	8	1:17.279	2.075	73.40	2:51.901	7
36	37	James McBrien	C2	9	Elva 200	23:48.302	8	1:17.750	0.471	73.38	2:51.491	5
37	7	Duncan Rabagliati	B2	24	Alexis HF1	23:48.867	8	1:18.315	0.565	73.35	2:53.893	7
38	81	Hunter Nigel Russell	B2	25	Sadler FJ	24:12.764	8	1:42.212	23.897	72.15	2:53.975	2
39	49	Mike Gregory	C2	10	De Tomaso ISIS	24:23.215	8	1:52.663	10.451	71.63	2:57.255	4

Car 41 - Non starter

Session Start: 09:08:54 - Finish: 09:31:22
Weather/Track Conditions: Cloud / Drying
Circuit: Silverstone Historic Grand Prix
Track Length: 5.857 Km - 3.6394 miles

These results are provisional until the conclusion of any judicial and technical matters.

Clerk of the Course:	Timekeeper:	Issued at:
Julian Floyd	Nick Palmer	

Silverstone Classic - 20 - 22 Jul 2018

Jim Clark Trophy For Historic Formula Junior Period E

Race 1 - Classification

Sheet No:

40	39	David Walker	C1	2	Lotus 18	22:49.574	7	-- 7 laps --	1:41.745	66.96	3:05.131	6
41	122	Robin Lackford	B2	26	Elva 100	23:30.363	7	40.789	40.789	65.03	2:50.008	2
					NOT CLASSIFIED							
DNF	111	Nick Taylor	B2		Elva 100	21:00.470	8	-- 8 laps --		83.15	2:35.156	4
DNF	34	James Owen	B2		Gemini Mk2	18:26.199	7	-- 7 laps --	1.114	82.90	2:35.238	3
DNF	30	Trevor Griffiths	C2		Emeryson FJ	19:16.760	7	50.561	50.561	79.28	2:40.870	4
DNF	31	Peter Edbrooke	C2		Lotus 18	22:03.952	7	3:37.753	2:47.192	69.27	3:01.920	7
DNF	47	Richard Utley	C1		Caravelle Mk1	18:57.850	6	-- 6 laps --		69.08	3:04.798	5
DNF	133	Tony Best	C2		Lotus 18	8:17.225	3	-- 3 laps --		79.04	2:41.732	3
DNF	45	Gordon Wright	C2		Britannia FJ	8:52.050	3	34.825	34.825	73.87	2:51.589	3
DNF	119	Ralf Emmerling	B2		Gemini Mk2	5:58.332	2	-- 2 laps --		73.12	2:48.116	2
DNF	48	John Williams	C2		Cooper-Lancia T52	6:15.827	2	17.495	17.495	69.72	2:56.877	2
DNF	63	Marek Reichman	C2		Cooper T56	2:49.952	1	-- 1 laps --		77.09	2:49.952	1
DNF	35	Harry Bishop	C2		Sauter 1960							
DNF	222	Jeremy Knight	B2		Elva 100							

FASTEST LAP SUMMARY

NO	DRIVER/S	CLASS	CAR MAKE / MODEL	FASTEST LAP	ON	MPH
11	Will Mitcham	B2	U2 Mk2	2:27.707	7	88.70
5	Miles Griffiths	C2	Lotus 18	2:28.508	9	88.22
139	Robert Barrie	A	Stanguellini FJ	2:39.236	8	82.28
147	Clinton McCarthy	C1	Lotus 18	2:43.507	9	80.13
4	Graham Barron	B1	Gemini Mk2	2:46.201	3	78.83

Car 41 - Non starter

Session Start: 09:08:54 - Finish: 09:31:22
Weather/Track Conditions: Cloud / Drying
Circuit: Silverstone Historic Grand Prix
Track Length: 5.857 Km - 3.6394 miles

These results are provisional until the conclusion of any judicial and technical matters.

Clerk of the Course:	Timekeeper:	Issued at:
Julian Floyd	Nick Palmer	

Silverstone Classic - 20 - 22 Jul 2018

Jim Clark Trophy For Historic Formula Junior Period E

Race 1 - Sector Analysis

2 Mark Woodhouse (B2) — Elva 100

lap	Sect-1	Speed	Sect-2	Speed	Sect-3	Speed	Laptime	Pit	lap	Sect-1	Speed	Sect-2	Speed	Sect-3	Speed	Laptime	Pit
1		107.0	1:20.763	117.3	28.895	83.9	2:42.502		6	47.817	105.8	1:18.335	116.3	28.648	80.4	2:34.800	
2	48.825	108.6	1:18.206	115.3	29.521	85.5	2:36.552		7	48.267	103.9	1:18.062	117.9	28.533	85.2	2:34.862	
3	48.187	110.2	1:18.548	117.7	28.662	85.4	2:35.397		8	49.439	105.5	1:17.438	117.5	29.598	87.3	2:36.475	
4	48.162	105.7	1:18.072	116.3	28.856	86.3	2:35.090		9	49.304	105.2	1:18.851	114.9	28.615	84.9	2:36.770	
5	47.809	106.2	1:18.615	119.8	28.375	86.6	2:34.799		10								

3 Justin Fleming (B2) — Lola Mk2

lap	Sect-1	Speed	Sect-2	Speed	Sect-3	Speed	Laptime	Pit	lap	Sect-1	Speed	Sect-2	Speed	Sect-3	Speed	Laptime	Pit
1		107.5	1:21.078	119.0	30.461	84.3	2:44.778		6	49.220	106.7	1:18.845	117.3	29.549	86.0	2:37.614	
2	49.279	110.6	1:19.486	117.7	29.951	84.5	2:38.716		7	49.451	108.2	1:18.121	115.3	29.623	83.0	2:37.195	
3	48.611	110.4	1:18.540	117.5	31.370	81.8	2:38.521		8	49.041	108.6	1:18.692	115.9	30.623	83.9	2:38.356	
4	49.584	105.7	1:18.358	116.9	30.474	85.9	2:38.416		9	49.298	108.8	1:18.773	115.9	30.146	83.6	2:38.217	
5	48.869	109.1	1:17.645	116.9	30.821	85.8	2:37.335		10								

4 Graham Barron (B1) — Gemini Mk2

lap	Sect-1	Speed	Sect-2	Speed	Sect-3	Speed	Laptime	Pit	lap	Sect-1	Speed	Sect-2	Speed	Sect-3	Speed	Laptime	Pit
1		101.8	1:25.052	107.5	32.151	74.9	2:57.337		5	1:00.311	71.9	1:31.798	89.5	35.202	74.6	3:07.311	
2	54.311	89.2	1:28.316	103.7	32.585	77.9	2:55.212		6	57.504	78.3	1:31.887	90.3	37.884	72.3	3:07.275	
3	51.724	98.8	1:22.862	105.5	31.615	78.9	2:46.201		7	56.292	80.3	1:28.693	92.4	34.187	73.0	2:59.172	
4	52.241	96.3	1:25.426	93.3	34.702	69.0	2:52.369		8	55.933	84.3	1:30.263	89.0	34.683	74.2	3:00.879	

5 Miles Griffiths (C2) — Lotus 18

lap	Sect-1	Speed	Sect-2	Speed	Sect-3	Speed	Laptime	Pit	lap	Sect-1	Speed	Sect-2	Speed	Sect-3	Speed	Laptime	Pit
1		112.4	1:16.515	121.6	28.246	86.5	2:35.713		6	46.675	112.8	1:13.729	121.8	28.876	88.7	2:29.280	
2	47.812	113.9	1:15.039	119.2	27.750	88.0	2:30.601		7	47.193	113.9	1:13.980	122.5	28.091	88.2	2:29.264	
3	47.380	111.3	1:14.201	121.1	27.464	88.7	2:29.045		8	47.993	113.2	1:14.307	119.8	27.424	89.2	2:29.724	
4	46.389	113.9	1:14.327	121.8	28.346	89.0	2:29.062		9	46.770	114.3	1:13.904	123.4	27.834	88.7	2:28.508	
5	46.562	114.1	1:14.582	123.6	27.693	89.0	2:28.837		10								

7 Duncan Rabagliati (B2) — Alexis HF1

lap	Sect-1	Speed	Sect-2	Speed	Sect-3	Speed	Laptime	Pit	lap	Sect-1	Speed	Sect-2	Speed	Sect-3	Speed	Laptime	Pit
1		89.4	1:33.753	101.5	34.172	70.3	3:18.300		5	55.231	94.7	1:25.752	102.0	34.149	74.6	2:55.132	
2	55.272	95.9	1:29.222	102.8	33.530	71.1	2:58.024		6	56.212	98.1	1:26.361	105.0	32.066	75.2	2:54.639	
3	55.236	94.8	1:28.184	100.8	33.008	73.2	2:56.428		7	54.222	96.6	1:25.678	102.5	33.993	68.0	2:53.893	
4	55.683	97.5	1:28.044	103.1	32.880	74.6	2:56.607		8	55.448	97.1	1:27.492	107.7	32.904	75.3	2:55.844	

8 Alex Morton (B2) — Condor SII

lap	Sect-1	Speed	Sect-2	Speed	Sect-3	Speed	Laptime	Pit	lap	Sect-1	Speed	Sect-2	Speed	Sect-3	Speed	Laptime	Pit
1		109.7	1:16.629	115.7	29.162	83.9	2:35.472		6	46.776	108.8	1:15.309	115.3	27.960	89.0	2:30.045	
2	47.758	109.7	1:16.112	116.7	28.721	86.9	2:32.591		7	47.241	109.8	1:14.930	116.7	27.676	89.1	2:29.847	
3	46.880	110.2	1:15.755	115.9	28.249	88.3	2:30.884		8	46.772	108.8	1:15.383	116.1	27.636	89.4	2:29.791	
4	47.002	108.2	1:15.596	115.5	28.529	81.5	2:31.127		9	46.395	109.8	1:18.067	108.2	28.504	86.9	2:32.966	
5	47.284	109.7	1:15.736	115.9	28.078	89.8	2:31.098		10								

9 John Chisholm (B2) — Gemini Mk2

lap	Sect-1	Speed	Sect-2	Speed	Sect-3	Speed	Laptime	Pit	lap	Sect-1	Speed	Sect-2	Speed	Sect-3	Speed	Laptime	Pit
1		86.9	1:27.657	105.4	32.053	80.6	3:03.857		5	53.503	92.4	1:23.916	97.0	30.693	80.3	2:48.112	
2	52.168	92.1	1:22.450	103.6	31.368	74.8	2:45.986		6	53.329	92.3	1:23.719	96.1	30.959	79.7	2:48.007	
3	53.588	95.9	1:26.532	84.9	31.995	77.6	2:52.115		7	53.970	84.3	1:25.270	90.2	31.270	79.0	2:50.510	
4	51.923	94.7	1:23.829	91.3	33.239	76.6	2:48.991		8	56.030	86.0	1:30.320	79.9	33.038	70.6	2:59.388	

10 Mike Walker (B2) — Bond FJ

lap	Sect-1	Speed	Sect-2	Speed	Sect-3	Speed	Laptime	Pit	lap	Sect-1	Speed	Sect-2	Speed	Sect-3	Speed	Laptime	Pit
1		96.7	1:24.462	107.5	31.643	83.1	2:56.594		5	51.629	104.2	1:19.755	117.9	29.811	86.6	2:41.195	
2	50.803	101.2	1:19.669	113.0	31.692	84.8	2:42.164		6	49.225	107.0	1:20.752	111.3	31.572	79.3	2:41.549	
3	49.919	107.4	1:20.414	120.9	29.921	87.5	2:40.254		7	50.105	111.1	1:19.593	121.8	29.529	87.8	2:39.227	
4	49.356	105.4	2:32.432	98.1	31.729	83.5	3:53.517		8	48.652	110.4	1:20.048	103.9	29.890	86.6	2:38.590	

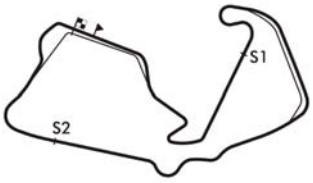

Session Start: 09:08:54 - Finish: 09:31:22
Weather/Track Conditions: Cloud / Drying
Circuit: Silverstone Historic Grand Prix
Track Length: 5.857 Km - 3.6394 miles
Printed: 21-07-2018 - 09:37

MST
Results: www.mstworld.com. Live Timing: https://livetiming.getraceresults.com/mst. Email: timing@mstworld.com

Silverstone Classic - 20 - 22 Jul 2018

Jim Clark Trophy For Historic Formula Junior Period E

Race 1 - Sector Analysis

11 Will Mitcham (B2) — U2 Mk2

lap	Sect-1	Speed	Sect-2	Speed	Sect-3	Speed	Laptime	Pit	lap	Sect-1	Speed	Sect-2	Speed	Sect-3	Speed	Laptime	Pit
1		110.0	1:16.276	122.2	28.609	87.0	2:32.388		6	46.017	112.8	1:15.017	122.5	27.858	89.8	2:28.892	
2	46.966	110.0	1:14.989	121.6	28.203	88.8	2:30.158		7	45.917	112.6	1:14.311	122.5	27.479	90.3	2:27.707	
3	46.175	113.9	1:14.438	125.4	28.485	89.8	2:29.098		8	46.228	112.2	1:14.384	121.8	28.126	88.4	2:28.738	
4	46.221	113.9	1:14.986	115.9	27.714	89.5	2:28.921		9	46.649	110.9	1:18.723	118.6	27.764	85.5	2:33.136	
5	46.031	112.6	1:15.679	121.6	27.547	89.5	2:29.257		10								

12 Keith Roach (B2) — Alexis Mk2

lap	Sect-1	Speed	Sect-2	Speed	Sect-3	Speed	Laptime	Pit	lap	Sect-1	Speed	Sect-2	Speed	Sect-3	Speed	Laptime	Pit
1		98.8	1:26.694	101.5	33.933	78.3	3:05.918		6	52.752	98.1	1:21.575	107.5	31.101	80.8	2:45.428	
2	52.885	84.6	1:23.869	101.4	32.606	79.2	2:49.360		7	51.865	89.7	1:21.028	115.5	31.156	77.4	2:44.049	
3	51.867	96.3	1:21.963	105.8	31.489	81.5	2:45.319		8	52.271	103.6	1:20.578	111.7	31.268	75.8	2:44.117	
4	50.968	99.7	1:23.198	94.7	31.705	83.4	2:45.871		9	51.612	104.7	1:20.529	107.0	31.313	80.9	2:43.454	
5	52.193	91.1	1:21.801	113.9	30.332	83.4	2:44.326		10								

14 Crispian Besley (C2) — Cooper T56

lap	Sect-1	Speed	Sect-2	Speed	Sect-3	Speed	Laptime	Pit	lap	Sect-1	Speed	Sect-2	Speed	Sect-3	Speed	Laptime	Pit
1		107.9	1:18.935	118.4	29.536	84.5	2:42.066		6	47.711	108.9	1:16.917	117.1	29.085	84.8	2:33.713	
2	48.635	106.9	1:17.551	117.1	30.198	85.1	2:36.384		7	48.593	107.7	1:17.709	117.7	28.845	84.4	2:35.147	
3	48.660	105.0	1:18.587	117.1	29.328	87.0	2:36.575		8	49.604	105.7	1:16.960	117.1	30.008	83.9	2:36.572	
4	48.095	108.8	1:17.244	117.1	30.118	84.9	2:35.457		9	49.166	105.2	1:17.090	117.1	29.356	82.4	2:35.612	
5	47.685	108.8	1:17.602	117.5	29.064	88.8	2:34.351		10								

15 Ian Phillips (B2) — BMC Mk1

lap	Sect-1	Speed	Sect-2	Speed	Sect-3	Speed	Laptime	Pit	lap	Sect-1	Speed	Sect-2	Speed	Sect-3	Speed	Laptime	Pit
1		93.6	1:23.633	114.7	31.465	81.6	2:54.220		6	49.359	100.2	1:20.831	106.0	30.130	85.5	2:40.320	
2	51.220	102.5	1:21.347	115.3	31.297	84.0	2:43.864		7	49.775	104.9	1:18.030	114.1	29.937	81.9	2:37.742	
3	50.709	103.1	1:22.005	105.7	31.057	84.4	2:43.771		8	49.503	105.2	1:18.981	114.3	29.736	83.0	2:38.220	
4	50.677	104.9	1:18.858	111.3	30.224	84.2	2:39.759		9	49.566	104.4	1:20.436	109.5	30.067	79.1	2:40.069	
5	50.085	99.4	1:20.522	113.9	30.307	84.8	2:40.914		10								

18 Erik Justesen (B2) — U2 Mk2

lap	Sect-1	Speed	Sect-2	Speed	Sect-3	Speed	Laptime	Pit	lap	Sect-1	Speed	Sect-2	Speed	Sect-3	Speed	Laptime	Pit
1		101.5	1:24.096	115.7	32.214	74.2	2:56.016		6	50.736	104.5	1:19.119	116.1	30.286	79.0	2:40.141	
2	53.426	100.3	1:23.262	115.3	31.853	78.3	2:48.541		7	51.217	104.7	1:20.434	116.5	29.772	84.5	2:41.423	
3	52.190	104.0	1:22.964	105.2	32.028	81.6	2:47.182		8	50.141	107.7	1:19.162	116.3	30.161	82.0	2:39.464	
4	51.111	103.4	1:20.765	114.7	31.598	82.6	2:43.474		9	49.712	107.0	1:18.834	115.5	29.366	85.4	2:37.912	
5	50.823	105.2	1:20.176	115.9	30.671	79.9	2:41.670		10								

19 Colin Mckay (B2) — Gemini Mk2

lap	Sect-1	Speed	Sect-2	Speed	Sect-3	Speed	Laptime	Pit	lap	Sect-1	Speed	Sect-2	Speed	Sect-3	Speed	Laptime	Pit
1		100.2	1:24.081	111.1	32.037	75.6	2:57.781		5	52.776	100.9	1:23.140	110.0	31.337	82.2	2:47.253	
2	53.254	98.5	1:23.435	107.0	32.606	78.8	2:49.295		6	52.252	100.3	1:22.424	108.8	31.277	79.7	2:45.953	
3	53.874	98.1	1:23.736	109.3	32.366	80.0	2:49.976		7	52.245	99.6	1:21.721	109.3	31.137	82.3	2:45.103	
4	53.643	100.0	1:23.346	105.8	31.462	82.4	2:48.451		8	53.422	98.4	1:23.631	108.1	31.452	79.7	2:48.505	

23 Stuart Roach (B2) — Condor S2

lap	Sect-1	Speed	Sect-2	Speed	Sect-3	Speed	Laptime	Pit	lap	Sect-1	Speed	Sect-2	Speed	Sect-3	Speed	Laptime	Pit
1		109.7	1:16.514	117.3	27.996	88.7	2:33.396		6	47.082	108.1	1:15.371	117.7	28.075	87.8	2:30.528	
2	46.890	109.5	1:15.722	116.7	28.284	88.1	2:30.896		7	48.169	107.7	1:14.946	117.5	27.484	89.4	2:30.599	
3	46.998	110.4	1:15.519	118.8	27.895	87.7	2:30.412		8	46.470	111.7	1:15.472	117.5	27.147	88.5	2:29.089	
4	47.103	109.8	1:16.007	117.7	28.836	87.4	2:31.946		9	46.579	110.7	1:15.576	119.4	27.209	88.4	2:29.364	
5	48.384	109.3	1:15.888	116.7	27.909	88.1	2:32.181		10								

24 Floris-Jan Hekker (B2) — Rayberg FJ

lap	Sect-1	Speed	Sect-2	Speed	Sect-3	Speed	Laptime	Pit	lap	Sect-1	Speed	Sect-2	Speed	Sect-3	Speed	Laptime	Pit
1		95.2	1:27.257	107.4	33.284	75.8	3:06.853		5	52.984	99.6	1:24.197	106.2	32.943	74.1	2:50.124	
2	53.375	88.9	1:25.058	109.3	32.672	75.2	2:51.105		6	52.619	99.6	1:23.980	107.9	31.806	75.7	2:48.405	
3	1:02.411	98.5	1:24.892	106.4	33.017	74.1	3:00.320		7	53.614	102.0	1:23.912	110.2	31.199	74.2	2:48.725	
4	54.838	94.0	1:26.761	108.1	32.506	77.6	2:54.105		8	53.624	98.8	1:24.886	108.8	32.230	78.1	2:50.740	

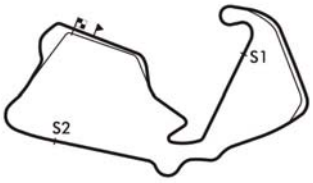

Session Start: 09:08:54 - Finish: 09:31:22
Weather/Track Conditions: Cloud / Drying
Circuit: Silverstone Historic Grand Prix
Track Length: 5.857 Km - 3.6394 miles
Printed: 21-07-2018 - 09:37

MST
Results: www.mstworld.com. Live Timing: https://livetiming.getraceresults.com/mst. Email: timing@mstworld.com

Silverstone Classic - 20 - 22 Jul 2018

Jim Clark Trophy For Historic Formula Junior Period E

Race 1 - Sector Analysis

25 Jac Nellemann (B2) — Alfa Dana FJ

lap	Sect-1	Speed	Sect-2	Speed	Sect-3	Speed	Laptime	Pit	lap	Sect-1	Speed	Sect-2	Speed	Sect-3	Speed	Laptime	Pit
1		106.9	1:19.525	115.7	30.175	84.0	2:45.000		6	49.119	106.9	1:19.012	116.1	29.657	84.5	2:37.788	
2	50.466	105.7	1:18.848	115.7	29.612	85.4	2:38.926		7	50.155	105.4	1:18.893	114.3	29.670	84.3	2:38.718	
3	49.333	105.7	1:18.538	115.9	30.343	77.9	2:38.214		8	49.744	105.0	1:19.816	113.4	29.887	80.4	2:39.447	
4	50.412	105.7	1:18.546	114.5	29.887	83.1	2:38.845		9	51.602	103.2	1:20.036	112.2	30.184	82.2	2:41.822	
5	49.427	105.5	1:17.927	114.5	29.944	84.4	2:37.298		10								

26 Roger Dexter (B2) — Elva-DKW 100

lap	Sect-1	Speed	Sect-2	Speed	Sect-3	Speed	Laptime	Pit	lap	Sect-1	Speed	Sect-2	Speed	Sect-3	Speed	Laptime	Pit
1		93.3	1:26.076	105.0	31.818	73.4	3:01.030		5	54.889	91.2	1:23.611	102.0	30.318	81.0	2:48.818	
2	55.569	94.4	1:24.136	103.6	32.421	80.8	2:52.126		6	53.017	95.5	1:24.585	102.5	31.364	81.0	2:48.966	
3	53.733	96.6	1:24.552	103.2	31.166	80.2	2:49.451		7	52.745	88.2	1:23.893	102.5	30.227	82.3	2:46.865	
4	53.578	95.7	1:23.497	98.4	31.762	76.6	2:48.837		8	52.227	94.3	1:24.529	101.8	31.771	79.0	2:48.527	

27 Tom De Gres (A) — Stanguellini FJ

lap	Sect-1	Speed	Sect-2	Speed	Sect-3	Speed	Laptime	Pit	lap	Sect-1	Speed	Sect-2	Speed	Sect-3	Speed	Laptime	Pit
1		94.9	1:25.969	113.9	32.567	71.3	3:00.649		6	50.749	104.9	1:19.273	115.5	29.896	80.3	2:39.918	
2	51.874	100.8	1:21.772	115.1	30.909	78.7	2:44.555		7	50.690	104.9	1:19.205	114.7	29.526	81.9	2:39.421	
3	51.953	102.1	1:22.182	113.0	30.488	80.5	2:44.623		8	49.833	105.4	1:22.691	114.3	29.449	81.5	2:41.973	
4	50.777	105.2	1:20.487	114.9	30.116	77.8	2:41.380		9	50.589	103.9	1:19.737	114.9	29.607	82.2	2:39.933	
5	51.309	104.2	1:19.633	115.5	29.540	80.6	2:40.482		10								

28 Larry Kinch (B2) — Gemini Mk2

lap	Sect-1	Speed	Sect-2	Speed	Sect-3	Speed	Laptime	Pit	lap	Sect-1	Speed	Sect-2	Speed	Sect-3	Speed	Laptime	Pit
1		92.1	1:26.696	105.0	32.211	75.4	3:02.279		5	52.079	103.1	1:23.552	108.9	31.677	79.0	2:47.308	
2	52.417	93.9	1:23.204	112.0	31.788	78.6	2:47.409		6	53.157	102.5	1:22.622	112.2	30.943	78.6	2:46.722	
3	52.914	102.5	1:23.862	111.1	31.492	77.1	2:48.268		7	51.816	103.7	1:22.660	112.6	30.677	80.0	2:45.153	
4	52.245	102.0	1:23.299	108.9	31.706	79.6	2:47.250		8	52.452	102.5	1:22.005	111.5	31.706	72.6	2:46.163	

29 William Grimshaw (B2) — Moorland Mk1

lap	Sect-1	Speed	Sect-2	Speed	Sect-3	Speed	Laptime	Pit	lap	Sect-1	Speed	Sect-2	Speed	Sect-3	Speed	Laptime	Pit
1		95.3	1:23.761	116.1	31.359	82.3	2:53.075		6	50.146	104.0	1:22.782	112.2	29.065	86.3	2:41.993	
2	51.581	107.4	1:21.458	109.7	31.179	83.2	2:44.218		7	49.611	104.0	1:18.759	113.7	29.807	83.2	2:38.177	
3	50.010	101.7	1:20.252	114.5	30.066	86.5	2:40.328		8	49.598	104.9	1:17.695	113.9	28.912	83.0	2:36.205	
4	50.533	102.0	1:21.228	113.6	29.443	84.3	2:41.204		9	49.215	106.4	1:19.382	114.5	30.083	83.1	2:38.680	
5	51.146	106.0	1:18.958	113.6	29.116	84.4	2:39.220		10								

30 Trevor Griffiths (C2) — Emeryson FJ

lap	Sect-1	Speed	Sect-2	Speed	Sect-3	Speed	Laptime	Pit	lap	Sect-1	Speed	Sect-2	Speed	Sect-3	Speed	Laptime	Pit
1		98.5	1:22.776	108.8	31.633	79.4	2:52.104		5	50.309	99.3	1:21.157	106.0	30.032	80.8	2:41.498	
2	51.952	100.2	1:21.799	108.2	30.366	83.7	2:44.117		6	51.097	98.1	1:23.260	105.5	31.299	81.2	2:45.656	
3	50.772	102.1	1:20.878	107.7	30.635	85.3	2:42.285		7	51.349	96.7	1:27.289	98.7	31.592	76.3	2:50.230	
4	51.039	101.7	1:20.126	111.3	29.705	85.8	2:40.870		8								

31 Peter Edbrooke (C2) — Lotus 18

lap	Sect-1	Speed	Sect-2	Speed	Sect-3	Speed	Laptime	Pit	lap	Sect-1	Speed	Sect-2	Speed	Sect-3	Speed	Laptime	Pit
1		83.8	1:32.553	92.3	39.269	75.7	3:24.702		5	56.517	87.5	1:32.288	94.3	36.909	76.1	3:05.714	
2	56.838	83.7	1:33.643	96.7	39.440	76.3	3:09.921		6	58.482	89.0	1:32.616	94.9	38.022	68.6	3:09.120	
3	58.223	88.2	1:28.162	102.3	37.227	77.3	3:03.612		7	55.172	93.3	1:31.602	91.6	35.146	80.1	3:01.920	
4	54.876	94.0	1:33.337	76.3	40.750	70.3	3:08.963		8								

32 Ray Mallock (B2) — U2 Mk2

lap	Sect-1	Speed	Sect-2	Speed	Sect-3	Speed	Laptime	Pit	lap	Sect-1	Speed	Sect-2	Speed	Sect-3	Speed	Laptime	Pit
1		110.4	1:16.461	126.9	28.328	86.4	2:35.059		6	47.001	114.7	1:14.899	125.0	29.035	78.6	2:30.935	
2	47.073	116.1	1:15.204	124.7	27.974	90.8	2:30.251		7	48.363	115.7	1:14.902	124.3	28.196	80.6	2:31.461	
3	46.195	117.3	1:14.689	122.9	27.977	91.2	2:28.861		8	47.492	113.4	1:15.456	123.4	27.726	87.6	2:30.674	
4	45.999	114.3	1:14.978	122.5	29.025	89.2	2:30.002		9	47.135	112.6	1:16.874	122.0	27.717	86.0	2:31.726	
5	45.891	114.3	1:15.292	125.2	27.597	90.9	2:28.780		10								

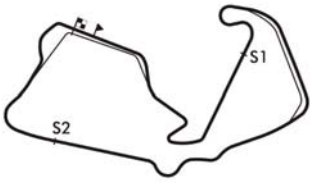

Session Start: 09:08:54 - Finish: 09:31:22
Weather/Track Conditions: Cloud / Drying
Circuit: Silverstone Historic Grand Prix
Track Length: 5.857 Km - 3.6394 miles
Printed: 21-07-2018 - 09:37

MST
Results: www.mstworld.com. Live Timing: https://livetiming.getraceresults.com/mst. Email: timing@mstworld.com

Silverstone Classic - 20 - 22 Jul 2018

Jim Clark Trophy For Historic Formula Junior Period E

Race 1 - Sector Analysis

33 Chris Drake (B2) — Terrier Mk4 Series 1

lap	Sect-1	Speed	Sect-2	Speed	Sect-3	Speed	Laptime	Pit	lap	Sect-1	Speed	Sect-2	Speed	Sect-3	Speed	Laptime	Pit
1		113.2	1:15.128	126.4	28.359	89.2	2:31.580		6	46.333	115.1	1:14.368	126.4	29.522	89.8	2:30.223	
2	46.621	107.0	1:15.635	123.6	28.062	89.6	2:30.318		7	46.801	113.6	1:14.358	126.4	28.630	90.1	2:29.789	
3	46.115	113.7	1:15.035	123.4	28.229	90.7	2:29.379		8	47.399	114.1	1:14.180	123.1	27.509	91.6	2:29.088	
4	46.590	113.0	1:14.843	116.5	29.329	90.9	2:30.762		9	46.511	116.1	1:14.207	125.2	28.021	80.1	2:28.739	
5	46.246	115.7	1:15.918	123.8	27.880	91.6	2:30.044		10								

34 James Owen (B2) — Gemini Mk2

lap	Sect-1	Speed	Sect-2	Speed	Sect-3	Speed	Laptime	Pit	lap	Sect-1	Speed	Sect-2	Speed	Sect-3	Speed	Laptime	Pit
1		105.5	1:20.358	118.8	30.386	86.7	2:45.206		5	50.785	100.8	1:17.326	114.5	28.504	88.1	2:36.615	
2	49.282	109.1	1:17.359	106.4	29.356	86.8	2:35.997		6	50.534	101.2	1:18.612	114.1	29.144	84.9	2:38.290	
3	48.472	105.8	1:17.315	115.1	29.451	86.0	2:35.238		7	49.941	96.4	1:19.361	118.1	29.447	86.0	2:38.749	
4	49.270	105.7	1:17.844	114.5	28.990	88.7	2:36.104		8								

35 Harry Bishop (C2) — Sauter 1960

lap	Sect-1	Speed	Sect-2	Speed	Sect-3	Speed	Laptime	Pit	lap	Sect-1	Speed	Sect-2	Speed	Sect-3	Speed	Laptime	Pit

37 James McBrien (C2) — Elva 200

lap	Sect-1	Speed	Sect-2	Speed	Sect-3	Speed	Laptime	Pit	lap	Sect-1	Speed	Sect-2	Speed	Sect-3	Speed	Laptime	Pit
1		89.1	1:32.789	105.2	36.740	67.2	3:20.750		5	54.796	101.1	1:22.907	106.7	33.788	76.2	2:51.491	
2	55.266	95.7	1:27.814	101.5	35.075	66.1	2:58.155		6	56.517	97.5	1:27.225	101.5	32.342	79.0	2:56.084	
3	54.299	93.2	1:27.313	97.7	34.653	74.2	2:56.265		7	53.837	92.2	1:24.978	108.6	33.939	72.6	2:52.754	
4	55.469	98.8	1:27.805	100.9	33.883	75.5	2:57.157		8	54.843	93.5	1:27.951	106.0	32.852	77.0	2:55.646	

39 David Walker (C1) — Lotus 18

lap	Sect-1	Speed	Sect-2	Speed	Sect-3	Speed	Laptime	Pit	lap	Sect-1	Speed	Sect-2	Speed	Sect-3	Speed	Laptime	Pit
1		76.0	1:37.845	84.3	40.832	69.5	3:39.457		5	56.424	84.3	1:34.608	87.6	40.437	70.6	3:11.469	
2	59.120	82.6	1:35.321	87.7	39.930	72.2	3:14.371		6	57.738	87.0	1:30.443	97.8	36.950	74.6	3:05.131	
3	57.277	85.4	1:36.419	80.0	42.410	68.5	3:16.106		7	58.877	87.5	1:33.692	93.3	39.149	73.8	3:11.718	
4	57.632	81.7	1:35.671	102.5	38.019	75.4	3:11.322		8								

40 Chris Wilks (C2) — Deep Sanderson FJ

lap	Sect-1	Speed	Sect-2	Speed	Sect-3	Speed	Laptime	Pit	lap	Sect-1	Speed	Sect-2	Speed	Sect-3	Speed	Laptime	Pit
1		92.6	1:25.436	108.8	32.111	80.0	2:59.050		5	55.223	91.4	1:25.507	101.4	30.735	81.9	2:51.465	
2	52.439	98.1	1:24.398	106.4	32.333	80.2	2:49.170		6	53.224	93.1	1:23.362	101.4	30.550	81.3	2:47.136	
3	53.199	93.5	1:26.282	101.8	31.424	81.5	2:50.905		7	53.364	93.1	1:24.480	101.1	30.860	82.1	2:48.704	
4	52.835	94.1	1:25.243	101.1	33.488	75.1	2:51.566		8	53.319	94.1	1:23.888	101.7	31.037	79.6	2:48.244	

42 Jeremy Deeley (C2) — Cooper T52

lap	Sect-1	Speed	Sect-2	Speed	Sect-3	Speed	Laptime	Pit	lap	Sect-1	Speed	Sect-2	Speed	Sect-3	Speed	Laptime	Pit
1		100.8	1:22.888	113.2	31.577	82.8	2:51.352		6	49.351	105.8	1:19.456	113.7	29.457	84.5	2:38.264	
2	49.650	100.2	1:20.835	114.1	29.620	86.1	2:40.105		7	49.888	102.0	1:19.977	114.9	29.552	87.0	2:39.417	
3	49.813	105.2	1:19.939	114.1	30.255	85.2	2:40.007		8	49.236	106.0	1:19.523	113.9	29.028	85.5	2:37.787	
4	49.770	105.2	1:19.400	114.9	29.438	84.6	2:38.608		9	49.107	105.5	1:19.308	114.9	29.073	87.3	2:37.488	
5	49.563	105.7	1:19.024	117.1	29.590	84.2	2:38.177		10								

43 Ian Simmonds (C2) — Envoy Mk1

lap	Sect-1	Speed	Sect-2	Speed	Sect-3	Speed	Laptime	Pit	lap	Sect-1	Speed	Sect-2	Speed	Sect-3	Speed	Laptime	Pit
1		95.2	1:23.136	119.6	31.597	85.3	2:51.882		6	49.116	110.4	1:19.740	119.6	29.728	84.9	2:38.584	
2	49.716	106.2	1:20.722	118.4	30.293	86.9	2:40.731		7	50.323	110.6	1:19.201	119.6	29.707	88.1	2:39.231	
3	49.257	108.2	1:20.077	120.1	30.662	86.8	2:39.996		8	48.922	111.3	1:20.586	117.9	30.067	86.0	2:39.575	
4	48.962	106.9	1:19.603	119.8	30.134	86.7	2:38.699		9	49.279	110.6	1:18.768	119.2	29.745	86.1	2:37.792	
5	48.879	109.7	1:49.531	119.4	29.560	86.6	3:07.970		10								

45 Gordon Wright (C2) — Britannia FJ

lap	Sect-1	Speed	Sect-2	Speed	Sect-3	Speed	Laptime	Pit	lap	Sect-1	Speed	Sect-2	Speed	Sect-3	Speed	Laptime	Pit
1		86.6	1:27.495	108.6	33.644	80.7	3:08.479		3	52.955	101.1	1:24.975	110.4	33.659	83.3	2:51.589	
2	52.412	89.6	1:26.447	113.6	33.123	80.3	2:51.982		4								

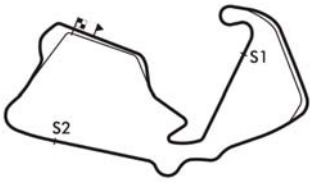

Session Start: 09:08:54 - Finish: 09:31:22
Weather/Track Conditions: Cloud / Drying
Circuit: Silverstone Historic Grand Prix
Track Length: 5.857 Km - 3.6394 miles
Printed: 21-07-2018 - 09:37

MST
Results: www.mstworld.com. Live Timing: https://livetiming.getraceresults.com/mst. Email: timing@mstworld.com

Silverstone Classic - 20 - 22 Jul 2018

Jim Clark Trophy For Historic Formula Junior Period E

Race 1 - Sector Analysis

46 George Haynes (C2) — Elva 200

lap	Sect-1	Speed	Sect-2	Speed	Sect-3	Speed	Laptime	Pit	lap	Sect-1	Speed	Sect-2	Speed	Sect-3	Speed	Laptime	Pit
1		101.7	1:22.572	107.4	30.571	84.1	2:49.227		6	51.619	98.0	1:21.583	107.9	30.504	80.6	2:43.706	
2	51.237	99.6	1:22.875	108.2	31.332	81.6	2:45.444		7	52.682	99.1	1:20.731	107.9	29.331	84.7	2:42.744	
3	51.470	99.4	1:24.059	107.7	30.601	82.5	2:46.130		8	51.141	98.5	1:22.547	108.1	30.717	83.9	2:44.405	
4	52.622	97.7	1:22.287	107.7	29.595	85.2	2:44.504		9	50.692	100.9	1:20.911	102.8	29.923	83.9	2:41.526	
5	51.050	99.1	1:21.393	108.1	29.797	83.9	2:42.240		10								

47 Richard Utley (C1) — Caravelle Mk1

lap	Sect-1	Speed	Sect-2	Speed	Sect-3	Speed	Laptime	Pit	lap	Sect-1	Speed	Sect-2	Speed	Sect-3	Speed	Laptime	Pit
1		86.7	1:34.646	98.0	38.303	70.1	3:22.399		4	57.060	87.6	1:31.412	94.7	36.542	73.9	3:05.014	
2	57.914	81.3	1:34.302	94.9	37.505	69.3	3:09.721		5	56.228	91.2	1:32.231	103.2	36.339	74.2	3:04.798	
3	1:01.710	91.1	1:31.849	95.5	35.920	74.7	3:09.479		6	59.590	92.8	1:31.722	87.2	35.127	75.9	3:06.439	

48 John Williams (C2) — Cooper-Lancia T52

lap	Sect-1	Speed	Sect-2	Speed	Sect-3	Speed	Laptime	Pit	lap	Sect-1	Speed	Sect-2	Speed	Sect-3	Speed	Laptime	Pit
1		97.4	1:31.185	104.2	36.153	74.2	3:18.950		2	54.615	97.0	1:27.756	104.9	34.506	75.3	2:56.877	

49 Mike Gregory (C2) — De Tomaso ISIS

lap	Sect-1	Speed	Sect-2	Speed	Sect-3	Speed	Laptime	Pit	lap	Sect-1	Speed	Sect-2	Speed	Sect-3	Speed	Laptime	Pit
1		87.4	1:29.335	105.0	35.066	74.0	3:12.500		5	55.689	93.3	1:28.929	104.9	34.723	74.2	2:59.341	
2	56.373	93.6	1:28.348	105.2	34.497	74.0	2:59.218		6	55.889	87.2	1:28.297	106.4	33.719	77.2	2:57.905	
3	56.237	84.1	1:32.016	98.1	34.300	75.5	3:02.553		7	55.511	85.5	1:30.055	102.3	33.491	73.2	2:59.057	
4	54.939	93.9	1:28.855	107.5	33.461	72.4	2:57.255		8	1:10.344	87.8	1:30.675	104.2	34.367	72.5	3:15.386	

63 Marek Reichman (C2) — Cooper T56

lap	Sect-1	Speed	Sect-2	Speed	Sect-3	Speed	Laptime	Pit	lap	Sect-1	Speed	Sect-2	Speed	Sect-3	Speed	Laptime	Pit
1		99.6	1:21.710	115.9	31.389	84.6	2:49.952		2								

81 Hunter Nigel Russell (B2) — Sadler FJ

lap	Sect-1	Speed	Sect-2	Speed	Sect-3	Speed	Laptime	Pit	lap	Sect-1	Speed	Sect-2	Speed	Sect-3	Speed	Laptime	Pit
1		92.1	1:28.686	102.3	33.748	73.6	3:09.419		5	57.942	82.8	1:31.669	90.1	33.193	69.4	3:02.804	
2	55.540	91.6	1:26.599	99.9	31.836	77.1	2:53.975		6	1:00.565	84.2	1:34.293	88.0	35.074	71.5	3:09.932	
3	54.970	90.3	1:27.644	94.1	32.673	72.5	2:55.287		7	59.295	82.3	1:29.799	90.1	32.971	73.5	3:02.065	
4	55.989	88.3	1:29.236	90.8	33.074	72.6	2:58.299		8	59.046	83.2	1:29.120	89.4	32.817	70.7	3:00.983	

90 Mark Haynes (B2) — Nota FJ

lap	Sect-1	Speed	Sect-2	Speed	Sect-3	Speed	Laptime	Pit	lap	Sect-1	Speed	Sect-2	Speed	Sect-3	Speed	Laptime	Pit
1		96.0	1:27.851	110.2	33.609	80.3	3:05.114		5	53.369	98.0	1:23.976	110.0	31.617	82.7	2:48.962	
2	52.599	91.4	1:24.468	111.7	32.638	81.3	2:49.705		6	51.647	97.3	1:23.018	111.3	32.059	83.4	2:46.724	
3	52.436	91.2	1:25.126	112.2	32.466	80.8	2:50.028		7	51.423	100.2	1:22.141	111.5	31.353	82.1	2:44.917	
4	52.464	98.8	1:23.349	110.9	32.327	80.5	2:48.140		8	52.623	98.1	1:24.769	109.1	31.902	81.3	2:49.294	

91 Peter de la Roche (B2) — Lola Mk2

lap	Sect-1	Speed	Sect-2	Speed	Sect-3	Speed	Laptime	Pit	lap	Sect-1	Speed	Sect-2	Speed	Sect-3	Speed	Laptime	Pit
1		110.6	1:15.734	119.4	28.337	89.8	2:33.643		6	47.224	110.7	1:14.171	121.1	29.316	89.6	2:30.711	
2	47.194	110.9	1:15.142	115.7	28.612	90.0	2:30.948		7	47.498	111.3	1:14.339	121.1	28.119	83.8	2:29.956	
3	46.936	109.1	1:15.068	122.2	27.804	90.3	2:29.808		8	47.416	110.6	1:13.851	120.3	27.852	91.6	2:29.119	
4	46.551	111.3	1:14.302	123.6	27.813	90.3	2:28.666		9	47.306	111.7	1:14.110	120.5	28.363	85.7	2:29.779	
5	46.411	111.3	1:15.251	121.8	27.519	88.9	2:29.181		10								

99 Simon Jones (B2) — Elva 100

lap	Sect-1	Speed	Sect-2	Speed	Sect-3	Speed	Laptime	Pit	lap	Sect-1	Speed	Sect-2	Speed	Sect-3	Speed	Laptime	Pit
1		105.7	1:20.730	114.5	30.042	79.1	2:45.747		6	49.686	104.9	1:20.555	112.4	30.310	78.8	2:40.551	
2	50.274	106.7	1:19.708	113.6	30.840	79.1	2:40.822		7	50.655	102.8	1:20.515	111.5	29.729	79.2	2:40.899	
3	50.106	103.9	1:20.328	111.7	30.167	82.2	2:40.601		8	50.491	103.2	1:20.511	111.1	29.964	82.2	2:40.966	
4	49.921	102.9	1:20.880	110.7	30.077	78.2	2:40.878		9	50.792	102.9	1:20.677	111.7	29.913	77.1	2:41.382	
5	50.346	102.5	1:20.036	110.9	30.396	82.3	2:40.778		10								

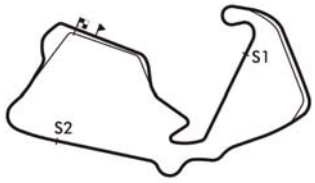

Session Start: 09:08:54 - Finish: 09:31:22
Weather/Track Conditions: Cloud / Drying
Circuit: Silverstone Historic Grand Prix
Track Length: 5.857 Km - 3.6394 miles
Printed: 21-07-2018 - 09:37

MST
Results: www.mstworld.com. Live Timing: https://livetiming.getraceresults.com/mst. Email: timing@mstworld.com

Silverstone Classic - 20 - 22 Jul 2018

Jim Clark Trophy For Historic Formula Junior Period E

Race 1 - Sector Analysis

111 Nick Taylor (B2) — Elva 100

lap	Sect-1	Speed	Sect-2	Speed	Sect-3	Speed	Laptime	Pit	lap	Sect-1	Speed	Sect-2	Speed	Sect-3	Speed	Laptime	Pit
1		105.5	1:21.580	113.2	29.465	84.6	2:43.134		5	49.046	102.3	1:19.211	114.5	28.466	86.1	2:36.723	
2	49.273	105.5	1:19.487	107.5	30.081	85.4	2:38.841		6	49.225	102.1	1:19.580	115.5	29.094	85.7	2:37.899	
3	48.667	105.4	1:18.414	113.2	28.958	85.6	2:36.039		7	49.284	102.3	1:19.583	114.1	28.426	86.3	2:37.293	
4	48.551	105.0	1:17.992	113.9	28.613	85.8	2:35.156		8	48.500	104.4	1:18.292	113.7	28.593	83.5	2:35.385	

115 Harindra De Silva (B2) — Lola Mk2

lap	Sect-1	Speed	Sect-2	Speed	Sect-3	Speed	Laptime	Pit	lap	Sect-1	Speed	Sect-2	Speed	Sect-3	Speed	Laptime	Pit
1		92.4	1:23.013	112.4	31.711	82.4	2:50.884		6	48.245	106.5	1:18.779	121.1	29.363	86.9	2:36.387	
2	50.592	100.0	1:21.495	120.7	31.238	82.4	2:43.325		7	49.214	112.4	1:18.601	119.8	30.498	86.9	2:38.313	
3	49.772	108.8	1:20.147	119.6	30.580	85.4	2:40.499		8	48.550	111.8	1:17.805	120.5	29.802	86.4	2:36.157	
4	49.271	110.6	1:19.011	120.7	30.300	85.1	2:38.582		9	49.310	112.0	1:19.239	120.1	29.897	86.5	2:38.446	
5	48.311	112.2	1:19.034	120.1	29.910	85.5	2:37.255		10								

118 John Rowe (C2) — Lotus 18

lap	Sect-1	Speed	Sect-2	Speed	Sect-3	Speed	Laptime	Pit	lap	Sect-1	Speed	Sect-2	Speed	Sect-3	Speed	Laptime	Pit
1		86.8	1:31.135	107.7	34.906	77.5	3:15.561		5	53.525	102.8	1:26.159	107.5	33.772	78.4	2:53.456	
2	56.556	97.7	1:27.862	106.2	34.290	77.8	2:58.708		6	57.162	96.0	1:26.063	111.3	33.180	81.5	2:56.405	
3	54.488	94.5	1:29.393	110.0	33.877	80.0	2:57.758		7	53.112	100.3	1:26.097	113.9	32.692	79.6	2:51.901	
4	54.779	98.0	1:28.301	113.0	33.255	81.9	2:56.335		8	57.116	98.3	1:27.222	108.4	33.369	77.1	2:57.707	

119 Ralf Emmerling (B2) — Gemini Mk2

lap	Sect-1	Speed	Sect-2	Speed	Sect-3	Speed	Laptime	Pit	lap	Sect-1	Speed	Sect-2	Speed	Sect-3	Speed	Laptime	Pit
1		90.1	1:26.978	108.6	33.204	77.0	3:10.216		2	52.175	88.3	1:23.873	108.4	32.068	77.4	2:48.116	

122 Robin Lackford (B2) — Elva 100

lap	Sect-1	Speed	Sect-2	Speed	Sect-3	Speed	Laptime	Pit	lap	Sect-1	Speed	Sect-2	Speed	Sect-3	Speed	Laptime	Pit
1		98.7	1:26.151	108.8	31.430	72.1	2:56.228		5	54.093	92.3	1:26.325	103.4	32.437	63.4	2:52.855	
2	53.269	95.5	1:24.793	106.0	31.946	74.7	2:50.008		6	57.319	89.4	1:26.940	100.6	32.724	74.0	2:56.983	
3	59.169	83.5	4:32.957	103.9	31.365	80.0	6:03.491	P	7	56.386	89.0	1:29.768	99.0	34.579	69.7	3:00.733	
4	53.504	93.1	1:25.285	105.0	31.276	80.8	2:50.065		8								

133 Tony Best (C2) — Lotus 18

lap	Sect-1	Speed	Sect-2	Speed	Sect-3	Speed	Laptime	Pit	lap	Sect-1	Speed	Sect-2	Speed	Sect-3	Speed	Laptime	Pit
1		102.1	1:22.481	116.5	31.462	84.2	2:52.465		3	50.514	104.5	1:20.920	113.0	30.298	84.8	2:41.732	
2	51.573	104.9	1:20.918	114.9	30.537	84.5	2:43.028		4								

139 Robert Barrie (A) — Stanguellini FJ

lap	Sect-1	Speed	Sect-2	Speed	Sect-3	Speed	Laptime	Pit	lap	Sect-1	Speed	Sect-2	Speed	Sect-3	Speed	Laptime	Pit
1		105.2	1:25.197	113.4	30.644	84.6	2:53.698		6	49.997	103.6	1:20.716	112.4	30.088	83.5	2:40.801	
2	51.534	104.5	1:21.645	112.8	30.818	84.5	2:43.997		7	50.121	102.8	1:20.132	112.4	29.847	83.2	2:40.100	
3	50.618	104.5	1:22.304	113.2	30.732	85.7	2:43.654		8	49.731	103.1	1:19.748	112.0	29.757	84.1	2:39.236	
4	49.714	103.7	1:20.104	112.6	30.023	84.4	2:39.841		9	49.812	101.1	1:20.734	111.8	30.876	74.5	2:41.422	
5	50.216	104.5	1:20.811	111.8	29.519	85.9	2:40.546		10								

141 Peter Fenichel (C2) — Cooper T56

lap	Sect-1	Speed	Sect-2	Speed	Sect-3	Speed	Laptime	Pit	lap	Sect-1	Speed	Sect-2	Speed	Sect-3	Speed	Laptime	Pit
1		90.4	1:25.916	105.7	33.984	78.7	3:06.381		6	52.386	100.3	1:23.131	112.8	31.036	79.8	2:46.553	
2	52.112	91.3	1:23.698	115.3	31.585	81.6	2:47.395		7	51.960	102.5	1:22.394	103.7	30.849	74.2	2:45.203	
3	52.349	99.6	1:22.559	109.8	31.549	81.3	2:46.457		8	52.556	104.0	1:20.683	112.6	30.591	72.2	2:43.830	
4	51.189	102.9	1:23.023	105.2	31.457	82.8	2:45.669		9	51.974	103.2	1:20.421	110.0	31.120	81.0	2:43.515	
5	51.794	103.2	1:20.679	110.7	30.908	76.7	2:43.381		10								

147 Clinton McCarthy (C1) — Lotus 18

lap	Sect-1	Speed	Sect-2	Speed	Sect-3	Speed	Laptime	Pit	lap	Sect-1	Speed	Sect-2	Speed	Sect-3	Speed	Laptime	Pit
1		91.4	1:25.780	114.7	32.576	71.7	3:00.457		6	52.262	102.1	1:22.194	114.5	31.821	80.3	2:46.277	
2	52.907	93.9	1:23.612	111.8	32.033	82.0	2:48.552		7	51.157	99.9	1:21.586	115.5	31.643	80.2	2:44.386	
3	51.730	103.9	1:22.170	116.1	32.244	79.0	2:46.144		8	51.425	101.4	1:21.017	115.9	31.571	79.0	2:44.013	
4	51.497	99.7	1:22.854	113.0	32.414	80.9	2:46.765		9	50.832	103.6	1:21.490	110.7	31.185	82.1	2:43.507	
5	51.859	97.1	1:22.905	112.8	32.535	75.8	2:47.299		10								

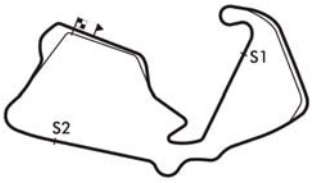

Session Start: 09:08:54 - Finish: 09:31:22
Weather/Track Conditions: Cloud / Drying
Circuit: Silverstone Historic Grand Prix
Track Length: 5.857 Km - 3.6394 miles
Printed: 21-07-2018 - 09:37

MST
Results: www.mstworld.com. Live Timing: https://livetiming.getraceresults.com/mst. Email: timing@mstworld.com

Silverstone Classic - 20 - 22 Jul 2018

Jim Clark Trophy For Historic Formula Junior Period E

Race 1 - Sector Analysis

222	Jeremy Knight (B2)								Elva 100							
lap	Sect-1	Speed	Sect-2	Speed	Sect-3	Speed	Laptime	Pit	lap	Sect-1	Speed	Sect-2	Speed	Sect-3	Speed	Laptime	Pit

272	Andrew Hibberd (B2)								Lola Mk2							
lap	Sect-1	Speed	Sect-2	Speed	Sect-3	Speed	Laptime	Pit	lap	Sect-1	Speed	Sect-2	Speed	Sect-3	Speed	Laptime	Pit
1		111.1	1:15.866	121.1	28.702	88.9	2:31.951		6	45.809	114.7	1:14.666	123.1	28.075	86.5	2:28.550	
2	47.854	111.1	1:14.670	121.4	28.498	89.8	2:31.022		7	48.326	115.7	2:03.014	117.3	28.422	88.8	3:19.762	
3	46.348	113.7	1:13.944	123.6	28.664	89.7	2:28.956		8	47.728	102.3	1:18.542	116.7	29.654	82.3	2:35.924	
4	46.433	113.9	1:14.584	125.0	34.058	85.7	2:35.075		9	48.220	101.8	1:19.510	115.3	29.208	86.3	2:36.938	
5	47.019	113.0	1:13.943	124.0	27.644	89.8	2:28.606		10								

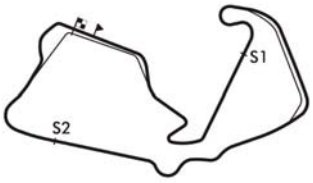

Session Start: 09:08:54 - Finish: 09:31:22
Weather/Track Conditions: Cloud / Drying
Circuit: Silverstone Historic Grand Prix
Track Length: 5.857 Km - 3.6394 miles
Printed: 21-07-2018 - 09:37

MST
Results: www.mstworld.com. Live Timing: https://livetiming.getraceresults.com/mst. Email: timing@mstworld.com

Silverstone Classic - 20 - 22 Jul 2018

Jim Clark Trophy For Historic Formula Junior Period E

Race 1 - Best Sector Times

	SECTOR 1			SECTOR 2			SECTOR 3		
	NO	TIME	LAP	NO	TIME	LAP	NO	TIME	LAP
1	272	45.809	6	5	1:13.729	6	23	27.147	8
2	32	45.891	5	91	1:13.851	8	5	27.424	8
3	11	45.917	7	272	1:13.943	5	11	27.479	7
4	33	46.115	3	33	1:14.180	8	33	27.509	8
5	5	46.389	4	11	1:14.311	7	91	27.519	5
6	8	46.395	9	32	1:14.689	3	32	27.597	5
7	91	46.411	5	8	1:14.930	7	8	27.636	8
8	23	46.470	8	23	1:14.946	7	272	27.644	5
9	14	47.685	5	14	1:16.917	6	2	28.375	5
10	2	47.809	5	34	1:17.315	3	111	28.426	7
11	115	48.245	6	2	1:17.438	8	34	28.504	5
12	34	48.472	3	3	1:17.645	5	14	28.845	7
13	111	48.500	8	29	1:17.695	8	29	28.912	8
14	3	48.611	3	115	1:17.805	8	42	29.028	8
15	10	48.652	8	25	1:17.927	5	46	29.331	7
16	43	48.879	5	111	1:17.992	4	115	29.363	6
17	42	49.107	9	15	1:18.030	7	18	29.366	9
18	25	49.119	6	43	1:18.768	9	27	29.449	8
19	29	49.215	9	18	1:18.834	9	139	29.519	5
20	15	49.359	6	42	1:19.024	5	10	29.529	7
21	99	49.686	6	27	1:19.205	7	3	29.549	6
22	18	49.712	9	10	1:19.593	7	43	29.560	5
23	139	49.714	4	99	1:19.708	2	25	29.612	2
24	27	49.833	8	139	1:19.748	8	30	29.705	4
25	30	50.309	5	30	1:20.126	4	99	29.729	7
26	133	50.444	4	141	1:20.421	9	15	29.736	8
27	46	50.692	9	12	1:20.529	9	26	30.227	7
28	147	50.832	9	46	1:20.731	7	133	30.298	3
29	12	50.968	4	133	1:20.918	2	12	30.332	5
30	141	51.189	4	147	1:21.017	8	40	30.550	6
31	90	51.423	7	63	1:21.710	1	141	30.591	8
32	119	51.474	3	19	1:21.721	7	28	30.677	7
33	4	51.724	3	28	1:22.005	8	9	30.693	5
34	28	51.816	7	90	1:22.141	7	19	31.137	7
35	9	51.923	4	9	1:22.450	2	147	31.185	9
36	26	52.227	8	4	1:22.862	3	24	31.199	7
37	19	52.245	7	37	1:22.907	5	122	31.276	4
38	45	52.412	2	40	1:23.362	6	90	31.353	7
39	40	52.439	2	26	1:23.497	4	63	31.389	1
40	24	52.619	6	119	1:23.873	2	4	31.615	3
41	118	53.112	7	24	1:23.912	7	81	31.836	2
42	122	53.269	2	122	1:24.793	2	7	32.066	6
43	37	53.837	7	45	1:24.975	3	119	32.068	2
44	7	54.222	7	7	1:25.678	7	37	32.342	6
45	48	54.615	2	118	1:26.063	6	118	32.692	7
46	63	54.716	1	81	1:26.599	2	45	33.123	2
47	31	54.876	4	222			49	33.461	4

IDEAL / BEST LAP COMPARISON

NO	NAME	BEST	IN	IDEAL	DIFF
11	Will Mitcham	2:27.707	7	2:27.707	+0.000
5	Miles Griffiths	2:28.508	9	2:27.542	+0.966
272	Andrew Hibberd	2:28.550	6	2:27.396	+1.154
91	Peter de la Roche	2:28.666	4	2:27.781	+0.885
33	Chris Drake	2:28.739	9	2:27.804	+0.935
32	Ray Mallock	2:28.780	5	2:28.177	+0.603
23	Stuart Roach	2:29.089	8	2:28.563	+0.526
8	Alex Morton	2:29.791	8	2:28.961	+0.830
14	Crispian Besley	2:33.713	6	2:33.447	+0.266
2	Mark Woodhouse	2:34.799	5	2:33.622	+1.177
115	Harindra De Silva	2:36.157	8	2:35.413	+0.744
29	William Grimshaw	2:36.205	8	2:35.822	+0.383
3	Justin Fleming	2:37.195	7	2:35.805	+1.390
25	Jac Nellemann	2:37.298	5	2:36.658	+0.640
42	Jeremy Deeley	2:37.488	9	2:37.159	+0.329
15	Ian Phillips	2:37.742	7	2:37.125	+0.617
43	Ian Simmonds	2:37.792	9	2:37.207	+0.585
18	Erik Justesen	2:37.912	9	2:37.912	+0.000
10	Mike Walker	2:38.590	8	2:37.774	+0.816
139	Robert Barrie	2:39.236	8	2:38.981	+0.255
27	Tom De Gres	2:39.421	7	2:38.487	+0.934
99	Simon Jones	2:40.551	6	2:39.123	+1.428
46	George Haynes	2:41.526	9	2:40.754	+0.772
141	Peter Fenichel	2:43.381	5	2:42.201	+1.180
12	Keith Roach	2:43.454	9	2:41.829	+1.625
147	Clinton McCarthy	2:43.507	9	2:43.034	+0.473
90	Mark Haynes	2:44.917	7	2:44.917	+0.000
19	Colin Mckay	2:45.103	7	2:45.103	+0.000
28	Larry Kinch	2:45.153	7	2:44.498	+0.655
9	John Chisholm	2:45.986	2	2:45.066	+0.920
4	Graham Barron	2:46.201	3	2:46.201	+0.000
26	Roger Dexter	2:46.865	7	2:45.951	+0.914
40	Chris Wilks	2:47.136	6	2:46.351	+0.785
24	Floris-Jan Hekker	2:48.405	6	2:47.730	+0.675
122	Robin Lackford	2:50.008	2	2:49.338	+0.670
37	James McBrien	2:51.491	5	2:49.086	+2.405
118	John Rowe	2:51.901	7	2:51.867	+0.034
7	Duncan Rabagliati	2:53.893	7	2:51.966	+1.927
81	Hunter Nigel Russel	2:53.975	2	2:53.405	+0.570
49	Mike Gregory	2:57.255	4	2:56.697	+0.558
39	David Walker	3:05.131	6	3:03.817	+1.314
111	Nick Taylor	2:35.156	4	2:34.918	+0.238
34	James Owen	2:35.238	3	2:34.291	+0.947
30	Trevor Griffiths	2:40.870	4	2:40.140	+0.730
133	Tony Best	2:41.732	3	2:41.660	+0.072
119	Ralf Emmerling	2:48.116	2	2:47.415	+0.701
63	Marek Reichman	2:49.952	1	2:47.815	+2.137

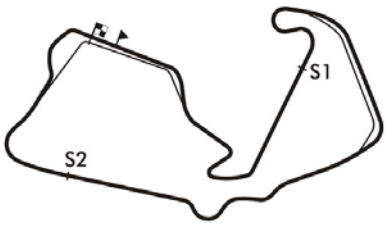

Session Start: 09:08:54 - Finish: 09:31:22
Weather/Track Conditions: Cloud / Drying
Circuit: Silverstone Historic Grand Prix
Track Length: 5.857 Km - 3.6394 miles

Printed: 21-07-2018 - 09:38

Silverstone Classic - 20 - 22 Jul 2018

Jim Clark Trophy For Historic Formula Junior Period E

Race 1 - Best Sector Times

48	49	54.939	4	48	1:27.756	2	48	34.506	2
49	81	54.970	3	31	1:28.162	3	47	35.127	6
50	47	56.228	5	49	1:28.297	6	31	35.146	7
51	39	56.424	5	39	1:30.443	6	39	36.950	6
52	222			47	1:31.412	4	222		
53	35			35			35		

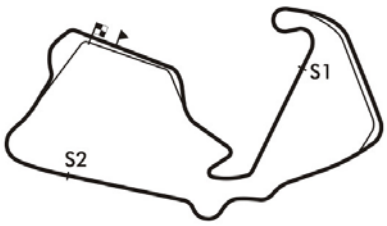

Session Start: 09:08:54 - Finish: 09:31:22
Weather/Track Conditions: Cloud / Drying
Circuit: Silverstone Historic Grand Prix
Track Length: 5.857 Km - 3.6394 miles

Printed: 21-07-2018 - 09:38

Silverstone Classic - 20 - 22 Jul 2018

Jim Clark Trophy For Historic Formula Junior Period E

Race 1 - Best Sector Times

45	Gordon Wright	2:51.589	3	2:50.510	+1.079
48	John Williams	2:56.877	2	2:56.877	+0.000
31	Peter Edbrooke	3:01.920	7	2:58.184	+3.736
47	Richard Utley	3:04.798	5	3:02.767	+2.031
35	Harry Bishop				+
222	Jeremy Knight			3:14.092	7:40.683

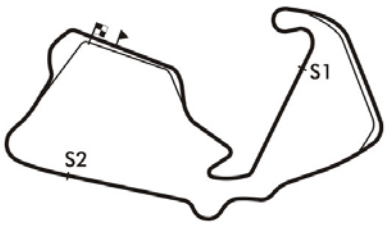

Session Start: 09:08:54 - Finish: 09:31:22
Weather/Track Conditions: Cloud / Drying
Circuit: Silverstone Historic Grand Prix
Track Length: 5.857 Km - 3.6394 miles

Printed: 21-07-2018 - 09:38

Silverstone Classic - 20 - 22 Jul 2018

Jim Clark Trophy For Historic Formula Junior Period E

Race 1 - Best Sector Speeds

	NO	SECTOR 1	MPH	NO	SECTOR 2	MPH	NO	SECTOR 3	MPH
1	32	Ray Mallock	117.3	32	Ray Mallock	126.9	33	Chris Drake	91.6
2	33	Chris Drake	116.1	33	Chris Drake	126.4	91	Peter de la Roche	91.6
3	272	Andrew Hibberd	115.7	11	Will Mitcham	125.4	32	Ray Mallock	91.2
4	5	Miles Griffiths	114.3	272	Andrew Hibberd	125.0	11	Will Mitcham	90.3
5	11	Will Mitcham	113.9	5	Miles Griffiths	123.6	8	Alex Morton	89.8
6	115	Harindra De Silva	112.4	91	Peter de la Roche	123.6	272	Andrew Hibberd	89.8
7	23	Stuart Roach	111.7	10	Mike Walker	121.8	23	Stuart Roach	89.4
8	91	Peter de la Roche	111.7	115	Harindra De Silva	121.1	5	Miles Griffiths	89.2
9	43	Ian Simmonds	111.3	43	Ian Simmonds	120.1	14	Crispian Besley	88.8
10	10	Mike Walker	111.1	2	Mark Woodhouse	119.8	34	James Owen	88.7
11	3	Justin Fleming	110.6	23	Stuart Roach	119.4	43	Ian Simmonds	88.1
12	2	Mark Woodhouse	110.2	3	Justin Fleming	119.0	10	Mike Walker	87.8
13	8	Alex Morton	110.2	34	James Owen	118.8	2	Mark Woodhouse	87.3
14	34	James Owen	109.1	14	Crispian Besley	118.4	42	Jeremy Deeley	87.3
15	14	Crispian Besley	108.9	42	Jeremy Deeley	117.1	115	Harindra De Silva	86.9
16	18	Erik Justesen	107.7	8	Alex Morton	116.7	29	William Grimshaw	86.5
17	29	William Grimshaw	107.4	18	Erik Justesen	116.5	111	Nick Taylor	86.3
18	25	Jac Nellemann	106.9	133	Tony Best	116.5	3	Justin Fleming	86.0
19	99	Simon Jones	106.7	25	Jac Nellemann	116.1	139	Robert Barrie	85.9
20	111	Nick Taylor	106.2	29	William Grimshaw	116.1	30	Trevor Griffiths	85.8
21	42	Jeremy Deeley	106.0	147	Clinton McCarthy	116.1	15	Ian Phillips	85.5
22	27	Tom De Gres	105.4	63	Marek Reichman	115.9	18	Erik Justesen	85.4
23	15	Ian Phillips	105.2	12	Keith Roach	115.5	25	Jac Nellemann	85.4
24	139	Robert Barrie	105.2	27	Tom De Gres	115.5	46	George Haynes	85.2
25	133	Tony Best	104.9	111	Nick Taylor	115.5	133	Tony Best	84.8
26	12	Keith Roach	104.7	15	Ian Phillips	115.3	63	Marek Reichman	84.6
27	141	Peter Fenichel	104.0	141	Peter Fenichel	115.3	12	Keith Roach	83.4
28	147	Clinton McCarthy	103.9	99	Simon Jones	114.5	90	Mark Haynes	83.4
29	28	Larry Kinch	103.7	118	John Rowe	113.9	45	Gordon Wright	83.3
30	118	John Rowe	102.8	45	Gordon Wright	113.6	141	Peter Fenichel	82.8
31	30	Trevor Griffiths	102.1	139	Robert Barrie	113.4	19	Colin Mckay	82.4
32	24	Floris-Jan Hekker	102.0	28	Larry Kinch	112.6	26	Roger Dexter	82.3
33	119	Ralf Emmerling	102.0	90	Mark Haynes	112.2	99	Simon Jones	82.3
34	4	Graham Barron	101.8	30	Trevor Griffiths	111.3	27	Tom De Gres	82.2
35	46	George Haynes	101.7	19	Colin Mckay	111.1	40	Chris Wilks	82.1
36	37	James McBrien	101.1	24	Floris-Jan Hekker	110.2	147	Clinton McCarthy	82.1
37	45	Gordon Wright	101.1	40	Chris Wilks	108.8	118	John Rowe	81.9
38	19	Colin Mckay	100.9	122	Robin Lackford	108.8	122	Robin Lackford	80.8
39	90	Mark Haynes	100.2	37	James McBrien	108.6	9	John Chisholm	80.6
40	63	Marek Reichman	99.6	119	Ralf Emmerling	108.6	31	Peter Edbrooke	80.1

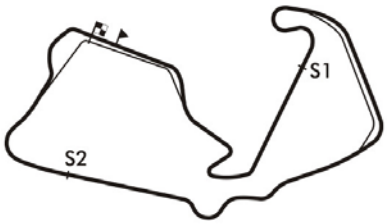

Session Start: 09:08:54 - Finish: 09:31:22
Weather/Track Conditions: Cloud / Drying
Circuit: Silverstone Historic Grand Prix
Track Length: 5.857 Km - 3.6394 miles

Printed: 21-07-2018 - 09:38

Silverstone Classic - 20 - 22 Jul 2018

Jim Clark Trophy For Historic Formula Junior Period E

Race 1 - Best Sector Speeds

41	222	Jeremy Knight	99.6	46	George Haynes	108.2	28	Larry Kinch	80.0
42	122	Robin Lackford	98.7	222	Jeremy Knight	108.2	37	James McBrien	79.0
43	7	Duncan Rabagliati	98.1	7	Duncan Rabagliati	107.7	4	Graham Barron	78.9
44	40	Chris Wilks	98.1	4	Graham Barron	107.5	24	Floris-Jan Hekker	78.1
45	48	John Williams	97.4	49	Mike Gregory	107.5	119	Ralf Emmerling	77.4
46	26	Roger Dexter	96.6	9	John Chisholm	105.4	49	Mike Gregory	77.2
47	9	John Chisholm	95.9	26	Roger Dexter	105.0	81	Hunter Nigel Russell	77.1
48	47	Richard Utley	95.3	48	John Williams	104.9	47	Richard Utley	75.9
49	31	Peter Edbrooke	94.0	47	Richard Utley	103.2	39	David Walker	75.4
50	49	Mike Gregory	93.9	39	David Walker	102.5	7	Duncan Rabagliati	75.3
51	81	Hunter Nigel Russell	92.1	31	Peter Edbrooke	102.3	48	John Williams	75.3
52	39	David Walker	87.5	81	Hunter Nigel Russell	102.3	222	Jeremy Knight	65.2
53	35	Harry Bishop	0.0	35	Harry Bishop	0.0	35	Harry Bishop	0.0

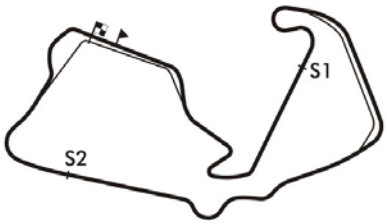

Session Start: 09:08:54 - Finish: 09:31:22
Weather/Track Conditions: Cloud / Drying
Circuit: Silverstone Historic Grand Prix
Track Length: 5.857 Km - 3.6394 miles

Printed: 21-07-2018 - 09:38

Silverstone Classic - 20 - 22 Jul 2018

Jim Clark Trophy For Historic Formula Junior Period E

Race 1 - Lap Chart

Lap 1			Lap 2			Lap 3			Lap 4			Lap 5			Lap 6		
NO	Behind	Laptime	NO	Behind	Laptime	NO	Behind	Laptime	NO	Behind	Laptime	NO	Behind	Laptime	NO	Behind	Laptime
33		2:31.580	33		2:30.318	33		2:29.379	11		2:28.921	11		2:29.257	11		2:28.892
272	0.371	2:31.951	11	0.648	2:30.158	11	0.367	2:29.098	33	1.474	2:30.762	33	2.261	2:30.044	81	1 LAP	3:02.804
11	0.808	2:32.388	272	1.075	2:31.022	272	0.652	2:28.956	91	2.500	2:28.666	91	2.424	2:29.181	118	1 LAP	2:53.456
23	1.816	2:33.396	23	2.394	2:30.896	32	2.894	2:28.861	32	3.608	2:30.002	32	3.131	2:28.780	33	3.592	2:30.223
91	2.063	2:33.643	91	2.693	2:30.948	91	3.122	2:29.808	5	3.856	2:29.062	5	3.436	2:28.837	5	3.824	2:29.280
32	3.479	2:35.059	32	3.412	2:30.251	23	3.427	2:30.412	23	6.085	2:31.946	272	5.788	2:28.606	91	4.243	2:30.711
8	3.892	2:35.472	5	4.416	2:30.601	5	4.082	2:29.045	272	6.439	2:35.075	23	9.009	2:32.181	37	1 LAP	2:51.491
5	4.133	2:35.713	8	6.165	2:32.591	8	7.670	2:30.884	39	1 LAP	3:16.106	8	11.350	2:31.098	32	5.174	2:30.935
14	10.486	2:42.066	14	16.552	2:36.384	2	23.174	2:35.397	8	9.509	2:31.127	47	1 LAP	3:05.014	272	5.446	2:28.550
2	10.922	2:42.502	2	17.156	2:36.552	14	23.748	2:36.575	2	28.976	2:35.090	31	1 LAP	3:08.963	7	1 LAP	2:55.132
111	11.554	2:43.134	34	19.305	2:35.997	34	25.164	2:35.238	14	29.917	2:35.457	2	34.518	2:34.799	23	10.645	2:30.528
3	13.198	2:44.778	111	20.077	2:38.841	111	26.737	2:36.039	34	31.980	2:36.104	14	35.011	2:34.351	49	1 LAP	2:59.341
25	13.420	2:45.000	3	21.596	2:38.716	3	30.738	2:38.521	111	32.605	2:35.156	34	39.338	2:36.615	8	12.503	2:30.045
34	13.626	2:45.206	25	22.028	2:38.926	25	30.863	2:38.214	3	39.866	2:38.416	111	40.071	2:36.723	14	39.832	2:33.713
99	14.167	2:45.747	99	24.671	2:40.822	99	35.893	2:40.601	25	40.420	2:38.845	3	47.944	2:37.335	2	40.426	2:34.800
46	17.647	2:49.227	42	29.559	2:40.105	42	40.187	2:40.007	99	47.483	2:40.878	25	48.461	2:37.298	34	48.736	2:38.290
63	18.372	2:49.952	43	30.715	2:40.731	43	41.332	2:39.996	42	49.507	2:38.608	39	1 LAP	3:11.322	111	49.078	2:37.899
115	19.304	2:50.884	115	32.311	2:43.325	115	43.431	2:40.499	43	50.743	2:38.699	42	58.427	2:38.177	47	1 LAP	3:04.798
42	19.772	2:51.352	46	32.773	2:45.444	133	45.948	2:41.732	115	52.725	2:38.582	99	59.004	2:40.778	31	1 LAP	3:05.714
43	20.302	2:51.882	133	33.595	2:43.028	29	46.344	2:40.328	29	58.260	2:41.204	115	1:00.723	2:37.255	3	56.666	2:37.614
30	20.524	2:52.104	30	34.323	2:44.117	30	47.229	2:42.285	30	58.811	2:40.870	29	1:08.223	2:39.220	25	57.357	2:37.788
133	20.885	2:52.465	29	35.395	2:44.218	10	47.735	2:40.254	139	1:00.625	2:39.841	30	1:11.052	2:41.498	42	1:07.799	2:38.264
29	21.495	2:53.075	139	35.797	2:43.997	46	49.524	2:46.130	15	1:01.049	2:39.759	139	1:11.914	2:40.546	115	1:08.218	2:36.387
139	22.118	2:53.698	15	36.186	2:43.864	139	50.072	2:43.654	46	1:04.740	2:44.504	15	1:12.706	2:40.914	99	1:10.663	2:40.551
15	22.640	2:54.220	10	36.860	2:42.164	15	50.578	2:43.771	27	1:10.642	2:41.380	46	1:17.723	2:42.240	29	1:21.324	2:41.993
18	24.436	2:56.016	18	42.659	2:48.541	27	58.550	2:44.623	18	1:14.648	2:43.474	27	1:21.867	2:40.482	139	1:23.823	2:40.801
122	24.648	2:56.228	27	43.306	2:44.555	18	1:00.462	2:47.182	147	1:21.353	2:46.765	18	1:27.061	2:41.670	15	1:24.134	2:40.320
10	25.014	2:56.594	122	44.338	2:50.008	147	1:03.876	2:46.144	28	1:24.641	2:47.250	43	1:29.456	3:07.970	30	1:27.816	2:45.656
4	25.757	2:57.337	19	45.178	2:49.295	19	1:05.775	2:49.976	19	1:24.938	2:48.451	147	1:39.395	2:47.299	46	1:32.537	2:43.706
19	26.201	2:57.781	40	46.322	2:49.170	28	1:06.679	2:48.268	141	1:25.337	2:45.669	141	1:39.461	2:43.381	27	1:32.893	2:39.918
40	27.470	2:59.050	147	47.111	2:48.552	4	1:07.473	2:46.201	12	1:25.903	2:45.871	12	1:40.972	2:44.326	39	1 LAP	3:11.469
147	28.877	3:00.457	28	47.790	2:47.409	40	1:07.848	2:50.905	40	1:30.126	2:51.566	28	1:42.692	2:47.308	18	1:38.310	2:40.141
27	29.069	3:00.649	9	47.945	2:45.986	141	1:08.956	2:46.457	9	1:30.384	2:48.991	19	1:42.934	2:47.253	43	1:39.148	2:38.584
26	29.450	3:01.030	4	50.651	2:55.212	12	1:09.320	2:45.319	4	1:30.554	2:52.369	9	1:49.239	2:48.112	147	1:56.780	2:46.277
28	30.699	3:02.279	26	51.258	2:52.126	9	1:10.681	2:52.115	26	1:30.879	2:48.837	26	1:50.440	2:48.818	141	1:57.122	2:46.553
9	32.277	3:03.857	141	51.878	2:47.395	26	1:11.330	2:49.451	90	1:32.422	2:48.140	90	1:52.127	2:48.962	12	1:57.508	2:45.428
90	33.534	3:05.114	90	52.921	2:49.705	90	1:13.570	2:50.028	122	1 LAP	6:03.491	40	1:52.334	2:51.465	19	1:59.995	2:45.953
12	34.338	3:05.918	12	53.380	2:49.360	45	1:20.773	2:51.589	24	1:51.818	2:54.105	4	2:08.608	3:07.311	28	2:00.522	2:46.722
141	34.801	3:06.381	24	56.060	2:51.105	24	1:27.001	3:00.320	81	1:56.415	2:58.299	122	1 LAP	2:50.065	9	2:08.354	2:48.007
24	35.273	3:06.853	119	56.434	2:48.116	81	1:27.404	2:55.287	118	2:07.797	2:56.335	24	2:12.685	2:50.124	90	2:09.959	2:46.724
45	36.899	3:08.479	45	58.563	2:51.982	118	1:40.750	2:57.758	7	2:08.794	2:56.607	10	2:23.902	2:41.195	26	2:10.514	2:48.966
81	37.839	3:09.419	81	1:01.496	2:53.975	7	1:41.475	2:56.428	49	2:10.961	2:57.255				40	2:10.578	2:47.136
119	38.636	3:10.216	49	1:09.820	2:59.218	49	1:42.994	3:02.553	37	2:11.762	2:57.157						
49	40.920	3:12.500	118	1:12.371	2:58.708	37	1:43.893	2:56.265	10	2:11.964	3:53.517						
118	43.981	3:15.561	48	1:13.929	2:56.877	31	2:06.958	3:03.612									
7	46.720	3:18.300	7	1:14.426	2:58.024	47	2:10.322	3:09.479									
48	47.370	3:18.950	37	1:17.007	2:58.155												
37	49.170	3:20.750	47	1:30.222	3:09.721												
47	50.819	3:22.399	31	1:32.725	3:09.921												
31	53.122	3:24.702	39	1:51.930	3:14.371												
39	1:07.877	3:39.457															

Session Start: 09:08:54 - Finish: 09:31:22
Weather/Track Conditions: Cloud / Drying
Circuit: Silverstone Historic Grand Prix
Track Length: 5.857 Km - 3.6394 miles
Printed: 21-07-2018 - 09:41

MST
Results: www.mstworld.com. Live Timing: https://livetiming.getraceresults.com/mst. Email: timing@mstworld.com

Silverstone Classic - 20 - 22 Jul 2018

Jim Clark Trophy For Historic Formula Junior Period E

Race 1 - Lap Chart

Lap 7			Lap 8			Lap 9		
NO	Behind	Laptime	NO	Behind	Laptime	NO	Behind	Laptime
11		2:27.707	11		2:28.738	11		2:33.136
24	1 LAP	2:48.405	26	1 LAP	2:46.865	33	1.627	2:28.739
5	5.381	2:29.264	9	1 LAP	2:50.510	5	1.739	2:28.508
33	5.674	2:29.789	40	1 LAP	2:48.704	28	1 LAP	2:46.163
122	2 LAPS	2:52.855	33	6.024	2:29.088	91	3.516	2:29.779
91	6.492	2:29.956	5	6.367	2:29.724	19	1 LAP	2:48.505
10	1 LAP	2:41.549	91	6.873	2:29.119	32	9.454	2:31.726
32	8.928	2:31.461	32	10.864	2:30.674	23	10.116	2:29.364
23	13.537	2:30.599	23	13.888	2:29.089	90	1 LAP	2:49.294
8	14.643	2:29.847	8	15.696	2:29.791	8	15.526	2:32.966
4	1 LAP	3:07.275	10	1 LAP	2:39.227	26	1 LAP	2:48.527
118	1 LAP	2:56.405	24	1 LAP	2:48.725	40	1 LAP	2:48.244
7	1 LAP	2:54.639	122	2 LAPS	2:56.983	39	2 LAPS	3:11.718
37	1 LAP	2:56.084	4	1 LAP	2:59.172	10	1 LAP	2:38.590
49	1 LAP	2:57.905	118	1 LAP	2:51.901	9	1 LAP	2:59.388
81	1 LAP	3:09.932	14	55.106	2:36.572	24	1 LAP	2:50.740
14	47.272	2:35.147	2	55.318	2:36.475	14	57.582	2:35.612
2	47.581	2:34.862	37	1 LAP	2:52.754	2	58.952	2:36.770
272	57.501	3:19.762	7	1 LAP	2:53.893	122	2 LAPS	3:00.733
111	58.664	2:37.293	272	1:04.687	2:35.924	272	1:08.489	2:36.938
34	59.778	2:38.749	111	1:05.311	2:35.385	4	1 LAP	3:00.879
3	1:06.154	2:37.195	49	1 LAP	2:59.057	118	1 LAP	2:57.707
25	1:08.368	2:38.718	3	1:15.772	2:38.356	37	1 LAP	2:55.646
115	1:18.824	2:38.313	81	1 LAP	3:02.065	7	1 LAP	2:55.844
42	1:19.509	2:39.417	25	1:19.077	2:39.447	3	1:20.853	2:38.217
99	1:23.855	2:40.899	115	1:26.243	2:36.157	25	1:27.763	2:41.822
47	1 LAP	3:06.439	42	1:28.558	2:37.787	115	1:31.553	2:38.446
29	1:31.794	2:38.177	99	1:36.083	2:40.966	42	1:32.910	2:37.488
15	1:34.169	2:37.742	29	1:39.261	2:36.205	99	1:44.329	2:41.382
31	1 LAP	3:09.120	15	1:43.651	2:38.220	81	1 LAP	3:00.983
139	1:36.216	2:40.100	139	1:46.714	2:39.236	29	1:44.805	2:38.680
27	1:44.607	2:39.421	27	1:57.842	2:41.973	15	1:50.584	2:40.069
46	1:47.574	2:42.744	43	2:01.509	2:39.575	49	1 LAP	3:15.386
30	1:50.339	2:50.230	18	2:02.752	2:39.464	139	1:55.000	2:41.422
43	1:50.672	2:39.231	46	2:03.241	2:44.405	27	2:04.639	2:39.933
18	1:52.026	2:41.423	31	1 LAP	3:01.920	43	2:06.165	2:37.792
39	1 LAP	3:05.131	147	2:28.734	2:44.013	18	2:07.528	2:37.912
147	2:13.459	2:44.386	12	2:29.229	2:44.117	46	2:11.631	2:41.526
12	2:13.850	2:44.049	141	2:29.710	2:43.830	147	2:39.105	2:43.507
141	2:14.618	2:45.203				12	2:39.547	2:43.454
19	2:17.391	2:45.103				141	2:40.089	2:43.515
28	2:17.968	2:45.153						
90	2:27.169	2:44.917						

Session Start: 09:08:54 - Finish: 09:31:22
Weather/Track Conditions: Cloud / Drying
Circuit: Silverstone Historic Grand Prix
Track Length: 5.857 Km - 3.6394 miles
Printed: 21-07-2018 - 09:41

MST
Results: www.mstworld.com. Live Timing: https://livetiming.getraceresults.com/mst. Email: timing@mstworld.com

Silverstone Classic - 20 - 22 Jul 2018

John Surtees Trophy For Historic Formula Junior Period E

Race 15 - Classification

Sheet No:

POS	NO	DRIVER/S	CLASS	CLASS POS	CAR MAKE / MODEL	TIME	LAPS	GAP	DIFF	MPH	BEST	ON
1	272	Andrew Hibberd	B2	1	Lola Mk2	22:16.177	9	-- 9 laps --		88.25	2:27.094	8
2	11	Will Mitcham	B2	2	U2 Mk2	22:17.015	9	0.838	0.838	88.19	2:27.198	8
3	33	Chris Drake	B2	3	Terrier Mk4 Series 1	22:22.560	9	6.383	5.545	87.82	2:27.086	6
4	91	Peter de la Roche	B2	4	Lola Mk2	22:22.984	9	6.807	0.424	87.80	2:28.059	6
5	5	Miles Griffiths	C2	1	Lotus 18	22:30.133	9	13.956	7.149	87.33	2:28.834	8
6	23	Stuart Roach	B2	5	Condor S2	22:39.239	9	23.062	9.106	86.75	2:29.665	3
7	32	Ray Mallock	B2	6	U2 Mk2	22:45.158	9	28.981	5.919	86.37	2:28.610	4
8	8	Alex Morton	B2	7	Condor SII	22:47.661	9	31.484	2.503	86.22	2:30.929	5
9	14	Crispian Besley	C2	2	Cooper T56	23:21.133	9	1:04.956	33.472	84.15	2:33.377	8
10	2	Mark Woodhouse	B2	8	Elva 100	23:21.449	9	1:05.272	0.316	84.13	2:33.889	5
11	111	Nick Taylor	B2	9	Elva 100	23:33.547	9	1:17.370	12.098	83.41	2:35.816	5
12	10	Mike Walker	B2	10	Bond FJ	23:50.406	9	1:34.229	16.859	82.43	2:35.931	5
13	25	Jac Nellemann	B2	11	Alfa Dana FJ	23:51.377	9	1:35.200	0.971	82.38	2:37.273	2
14	3	Justin Fleming	B2	12	Lola Mk2	23:53.289	9	1:37.112	1.912	82.26	2:36.490	2
15	115	Harindra De Silva	B2	13	Lola Mk2	23:54.894	9	1:38.717	1.605	82.18	2:35.640	2
16	42	Jeremy Deeley	C2	3	Cooper T52	23:55.534	9	1:39.357	0.640	82.14	2:36.728	3
17	34	James Owen	B2	14	Gemini Mk2	23:56.078	9	1:39.901	0.544	82.11	2:35.756	6
18	29	William Grimshaw	B2	15	Moorland Mk1	23:58.014	9	1:41.837	1.936	82.00	2:37.787	3
19	40	Chris Wilks	C2	4	Deep Sanderson FJ	24:09.737	9	1:53.560	11.723	81.33	2:39.259	9
20	30	Trevor Griffiths	C2	5	Emeryson FJ	24:10.219	9	1:54.042	0.482	81.31	2:38.434	6
21	15	Ian Phillips	B2	16	BMC Mk1	24:18.446	9	2:02.269	8.227	80.85	2:38.470	6
22	125	Andrew Tart	B2	17	Bond FJ	24:23.512	9	2:07.335	5.066	80.57	2:38.845	6
23	18	Erik Justesen	B2	18	U2 Mk2	24:26.780	9	2:10.603	3.268	80.39	2:40.611	4
24	221	Julian Majzub	B2	19	Sadler FJ	24:33.995	9	2:17.818	7.215	80.00	2:40.726	8
25	27	Tom De Gres	A	1	Stanguellini FJ	24:34.871	9	2:18.694	0.876	79.95	2:40.554	5
26	12	Keith Roach	B2	20	Alexis Mk2	24:35.934	9	2:19.757	1.063	79.89	2:40.674	6
27	139	Robert Barrie	A	2	Stanguellini FJ	24:51.745	9	2:35.568	15.811	79.04	2:41.646	5
28	122	Robin Lackford	B2	21	Elva 100	24:53.834	9	2:37.657	2.089	78.93	2:43.555	8
29	141	Peter Fenichel	C2	6	Cooper T56	22:29.165	8	-- 8 laps --	19.634	77.68	2:44.561	8
30	19	Colin Mckay	B2	22	Gemini Mk2	22:31.060	8	1.895	1.895	77.58	2:46.506	4
31	24	Floris-Jan Hekker	B2	23	Rayberg FJ	22:32.267	8	3.102	1.207	77.50	2:46.325	4
32	90	Mark Haynes	B2	24	Nota FJ	22:33.778	8	4.613	1.511	77.42	2:45.966	6
33	26	Roger Dexter	B2	25	Elva-DKW 100	22:55.014	8	25.849	21.236	76.22	2:49.233	8
34	37	James McBrien	C2	7	Elva 200	23:20.847	8	51.682	25.833	74.82	2:49.479	7
35	7	Duncan Rabagliati	B2	26	Alexis HF1	23:33.674	8	1:04.509	12.827	74.14	2:52.818	7
36	118	John Rowe	C2	8	Lotus 18	23:36.788	8	1:07.623	3.114	73.97	2:54.169	7
37	49	Mike Gregory	C2	9	De Tomaso ISIS	23:38.128	8	1:08.963	1.340	73.91	2:52.226	7
38	39	David Walker	C1	1	Lotus 18	25:02.792	8	2:33.627	1:24.664	69.74	2:59.770	8
39	31	Peter Edbrooke	C2	10	Lotus 18	22:21.403	7	-- 7 laps --	18.381	68.37	3:04.761	7

Cars 9, 119, 133, 147 - Non starters

Session Start: 12:12:51 - Finish: 12:35:06
Weather/Track Conditions: Overcast / Dry
Circuit: Silverstone Historic Grand Prix
Track Length: 5.857 Km - 3.6394 miles

These results are provisional until the conclusion of any judicial and technical matters.

Clerk of the Course:	Timekeeper:	Issued at:
Julian Floyd	Nick Palmer	

Silverstone Classic - 20 - 22 Jul 2018

John Surtees Trophy For Historic Formula Junior Period E

Race 15 - Classification

Sheet No:

---------- NOT CLASSIFIED ----------

DNF 28	Larry Kinch	B2	Gemini Mk2	19:43.351	7	-- 7 laps --		77.50	2:46.480	7
DNF 46	George Haynes	C2	Elva 200	20:13.947	7	-- 7 laps --	30.596	75.55	2:39.247	2
DNF 47	Richard Utley	C1	Caravelle Mk1	22:13.133	7	-- 7 laps --	1:59.186	68.79	3:06.242	7
DNF 45	Gordon Wright	C2	Britannia FJ	14:48.988	5	-- 5 laps --		73.69	2:54.260	3
DNF 99	Simon Jones	B2	Elva 100	8:53.287	3	-- 3 laps --		73.70	2:47.681	1
DNF 35	Harry Bishop	C2	Sauter 1960	2:49.361	1	-- 1 laps --	1.680	77.35	2:49.361	1
DNF 4	Graham Barron	B1	Gemini Mk2	2:54.821	1	5.460	5.460	74.94	2:54.821	1
DNF 43	Ian Simmonds	C2	Envoy Mk1							
DNF 63	Marek Reichman	C2	Cooper T56							
DNF 222	Jeremy Knight	B2	Elva 100							
DNF 81	Hunter Nigel Russell	B2	Sadler FJ							

---------- FASTEST LAP SUMMARY ----------

NO	DRIVER/S	CLASS	CAR MAKE / MODEL	FASTEST LAP	ON	MPH
33	Chris Drake	B2	Terrier Mk4 Series 1	2:27.086	6	89.08
5	Miles Griffiths	C2	Lotus 18	2:28.834	8	88.03
27	Tom De Gres	A	Stanguellini FJ	2:40.554	5	81.60
4	Graham Barron	B1	Gemini Mk2	2:54.821	1	74.94
39	David Walker	C1	Lotus 18	2:59.770	8	72.88

Cars 9, 119, 133, 147 - Non starters

Session Start: 12:12:51 - Finish: 12:35:06
Weather/Track Conditions: Overcast / Dry
Circuit: Silverstone Historic Grand Prix
Track Length: 5.857 Km - 3.6394 miles

These results are provisional until the conclusion of any judicial and technical matters.

Clerk of the Course:	Timekeeper:	Issued at:
Julian Floyd	Nick Palmer	

Silverstone Classic - 20 - 22 Jul 2018

John Surtees Trophy For Historic Formula Junior Period E

Race 15 - Sector Analysis

2 Mark Woodhouse (B2) — Elva 100

lap	Sect-1	Speed	Sect-2	Speed	Sect-3	Speed	Laptime	Pit	lap	Sect-1	Speed	Sect-2	Speed	Sect-3	Speed	Laptime	Pit
1		107.7	1:18.862	116.1	28.693	85.9	2:40.136		6	48.809	107.2	1:16.870	118.6	29.634	84.7	2:35.313	
2	47.934	108.1	1:17.339	113.6	28.875	85.8	2:34.148		7	49.551	106.2	1:17.869	114.1	28.468	86.6	2:35.888	
3	47.804	106.0	1:17.682	114.5	28.492	86.0	2:33.978		8	47.946	106.0	1:17.925	115.1	28.409	86.4	2:34.280	
4	48.280	106.0	1:17.922	114.3	28.410	86.7	2:34.612		9	51.582	103.9	1:18.875	114.9	28.748	84.1	2:39.205	
5	47.960	107.9	1:17.728	114.9	28.201	85.9	2:33.889		10								

3 Justin Fleming (B2) — Lola Mk2

lap	Sect-1	Speed	Sect-2	Speed	Sect-3	Speed	Laptime	Pit	lap	Sect-1	Speed	Sect-2	Speed	Sect-3	Speed	Laptime	Pit
1		108.9	1:20.015	116.7	29.753	85.8	2:41.911		6	49.282	109.7	1:20.298	117.3	29.814	84.6	2:39.394	
2	48.751	105.8	1:18.341	115.1	29.398	85.3	2:36.490		7	50.481	110.2	1:19.626	117.1	29.837	84.4	2:39.944	
3	48.902	108.2	1:19.970	117.3	30.047	85.4	2:38.919		8	49.881	104.9	1:18.819	116.1	29.352	82.6	2:38.052	
4	49.259	108.4	1:19.128	117.3	30.957	78.8	2:39.344		9	49.683	103.7	1:18.495	114.3	28.873	83.8	2:37.051	
5	50.878	109.8	1:20.555	113.4	30.751	82.7	2:42.184		10								

4 Graham Barron (B1) — Gemini Mk2

lap	Sect-1	Speed	Sect-2	Speed	Sect-3	Speed	Laptime	Pit	lap	Sect-1	Speed	Sect-2	Speed	Sect-3	Speed	Laptime	Pit
1		96.7	1:23.623	105.4	30.676	80.9	2:54.821		2								

5 Miles Griffiths (C2) — Lotus 18

lap	Sect-1	Speed	Sect-2	Speed	Sect-3	Speed	Laptime	Pit	lap	Sect-1	Speed	Sect-2	Speed	Sect-3	Speed	Laptime	Pit
1		112.0	1:15.852	121.1	28.202	87.6	2:35.232		6	46.671	111.7	1:14.345	120.5	27.951	86.5	2:28.967	
2	47.167	110.6	1:15.801	117.3	27.585	87.7	2:30.553		7	46.911	113.4	1:14.901	118.4	27.797	87.6	2:29.609	
3	46.670	111.1	1:14.646	117.9	27.550	87.6	2:28.866		8	47.022	111.1	1:14.274	118.8	27.538	88.3	2:28.834	
4	46.813	110.6	1:14.755	118.1	27.739	86.6	2:29.307		9	46.775	110.7	1:14.314	118.8	28.475	85.9	2:29.564	
5	46.744	111.3	1:14.782	118.6	27.675	87.7	2:29.201		10								

7 Duncan Rabagliati (B2) — Alexis HF1

lap	Sect-1	Speed	Sect-2	Speed	Sect-3	Speed	Laptime	Pit	lap	Sect-1	Speed	Sect-2	Speed	Sect-3	Speed	Laptime	Pit
1		98.7	1:28.025	105.7	32.990	75.7	3:08.444		5	54.511	97.3	1:26.751	100.3	33.326	75.4	2:54.588	
2	54.622	94.4	1:28.142	106.4	32.879	75.3	2:55.643		6	55.877	95.3	1:27.490	103.1	32.809	72.1	2:56.176	
3	53.852	95.9	1:26.842	100.6	33.628	74.5	2:54.322		7	54.488	96.7	1:25.428	103.1	32.902	71.0	2:52.818	
4	54.909	97.1	1:28.220	102.8	33.395	74.7	2:56.524		8	56.223	95.5	1:25.811	99.1	33.125	73.0	2:55.159	

8 Alex Morton (B2) — Condor SII

lap	Sect-1	Speed	Sect-2	Speed	Sect-3	Speed	Laptime	Pit	lap	Sect-1	Speed	Sect-2	Speed	Sect-3	Speed	Laptime	Pit
1		108.8	1:16.620	114.9	28.570	88.8	2:34.972		6	47.065	108.4	1:15.816	115.1	28.087	89.0	2:30.968	
2	47.615	108.1	1:17.154	114.5	28.412	86.8	2:33.181		7	47.002	107.7	1:15.989	114.7	29.476	84.6	2:32.467	
3	46.949	108.9	1:15.672	114.7	28.327	88.9	2:30.948		8	47.527	107.4	1:16.209	115.1	28.079	88.2	2:31.815	
4	47.187	108.2	1:15.903	114.1	28.209	88.5	2:31.299		9	46.986	107.9	1:16.044	114.1	28.052	87.3	2:31.082	
5	47.139	108.1	1:15.328	116.1	28.462	84.5	2:30.929		10								

10 Mike Walker (B2) — Bond FJ

lap	Sect-1	Speed	Sect-2	Speed	Sect-3	Speed	Laptime	Pit	lap	Sect-1	Speed	Sect-2	Speed	Sect-3	Speed	Laptime	Pit
1		94.0	1:21.371	109.5	30.496	84.0	2:51.984		6	49.689	108.4	1:18.868	116.5	29.876	86.4	2:38.433	
2	50.291	108.1	1:18.879	111.7	30.120	86.6	2:39.290		7	50.170	110.2	1:17.707	119.0	29.452	85.4	2:37.329	
3	49.552	99.4	1:17.898	118.1	29.376	87.2	2:36.826		8	48.939	109.5	1:18.655	119.2	29.426	84.8	2:37.020	
4	48.685	108.8	1:17.814	114.9	29.509	86.8	2:36.008		9	49.417	96.1	1:18.684	117.3	29.484	86.6	2:37.585	
5	49.065	109.5	1:17.517	119.4	29.349	86.0	2:35.931		10								

11 Will Mitcham (B2) — U2 Mk2

lap	Sect-1	Speed	Sect-2	Speed	Sect-3	Speed	Laptime	Pit	lap	Sect-1	Speed	Sect-2	Speed	Sect-3	Speed	Laptime	Pit
1		110.2	1:15.547	121.1	28.007	88.3	2:32.083		6	46.148	114.1	1:14.352	120.7	27.363	89.6	2:27.863	
2	46.346	112.4	1:14.633	120.5	27.589	87.7	2:28.568		7	46.192	115.1	1:13.988	122.5	27.358	88.9	2:27.538	
3	46.245	110.7	1:14.648	120.5	27.578	88.3	2:28.471		8	46.092	115.1	1:13.885	121.8	27.221	90.1	2:27.198	
4	46.058	111.7	1:14.471	119.8	27.411	89.5	2:27.940		9	47.904	112.8	1:14.017	121.6	27.268	88.5	2:29.189	
5	45.835	113.2	1:15.013	121.1	27.317	90.0	2:28.165		10								

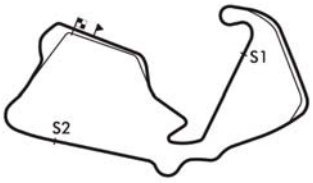

Session Start: 12:12:51 - Finish: 12:35:06
Weather/Track Conditions: Overcast / Dry
Circuit: Silverstone Historic Grand Prix
Track Length: 5.857 Km - 3.6394 miles
Printed: 22-07-2018 - 12:41

MST
Results: www.mstworld.com. Live Timing: https://livetiming.getraceresults.com/mst. Email: timing@mstworld.com

Silverstone Classic - 20 - 22 Jul 2018

John Surtees Trophy For Historic Formula Junior Period E

Race 15 - Sector Analysis

12 Keith Roach (B2) — Alexis Mk2

lap	Sect-1	Speed	Sect-2	Speed	Sect-3	Speed	Laptime	Pit	lap	Sect-1	Speed	Sect-2	Speed	Sect-3	Speed	Laptime	Pit
1		98.5	1:25.224	108.4	31.038	79.5	2:58.925		6	50.299	102.6	1:19.999	113.2	30.376	82.7	2:40.674	
2	52.368	90.6	1:22.543	113.0	30.710	80.7	2:45.621		7	51.939	90.8	1:20.351	101.2	30.737	82.2	2:43.027	
3	51.648	97.7	1:20.242	112.4	30.099	83.8	2:41.989		8	50.758	101.1	1:20.795	108.9	29.946	83.2	2:41.499	
4	50.412	104.5	1:19.333	106.2	30.996	83.9	2:40.741		9	50.431	96.4	1:20.601	113.6	29.895	80.9	2:40.927	
5	51.518	84.5	1:20.807	112.2	30.206	80.8	2:42.531		10								

14 Crispian Besley (C2) — Cooper T56

lap	Sect-1	Speed	Sect-2	Speed	Sect-3	Speed	Laptime	Pit	lap	Sect-1	Speed	Sect-2	Speed	Sect-3	Speed	Laptime	Pit
1		108.4	1:17.055	117.1	29.145	86.3	2:38.661		6	49.097	104.5	1:17.391	116.5	29.786	83.4	2:36.274	
2	48.583	106.2	1:16.269	116.5	29.051	86.0	2:33.903		7	49.673	108.4	1:17.772	117.1	29.103	85.8	2:36.548	
3	48.598	103.2	1:17.260	116.1	28.936	84.7	2:34.794		8	47.621	109.5	1:16.962	116.7	28.794	84.0	2:33.377	
4	48.193	105.5	1:17.200	116.7	28.638	86.4	2:34.031		9	52.139	104.5	1:17.878	116.1	29.256	82.2	2:39.273	
5	48.629	105.0	1:16.693	116.3	28.950	83.6	2:34.272		10								

15 Ian Phillips (B2) — BMC Mk1

lap	Sect-1	Speed	Sect-2	Speed	Sect-3	Speed	Laptime	Pit	lap	Sect-1	Speed	Sect-2	Speed	Sect-3	Speed	Laptime	Pit
1		93.3	1:21.274	113.4	30.268	76.7	2:51.320		6	49.069	106.0	1:19.545	113.2	29.856	82.3	2:38.470	
2	51.280	102.5	1:19.671	111.8	30.263	80.6	2:41.214		7	50.273	104.0	1:20.159	112.6	29.958	83.2	2:40.390	
3	49.816	102.9	1:19.997	114.3	30.642	84.0	2:40.455		8	50.187	104.2	1:19.556	111.8	30.335	83.2	2:40.078	
4	50.024	95.6	1:21.075	113.4	30.169	83.3	2:41.268		9	50.870	101.4	1:22.415	108.1	31.559	79.4	2:44.844	
5	49.647	98.3	1:20.221	113.6	30.539	83.6	2:40.407		10								

18 Erik Justesen (B2) — U2 Mk2

lap	Sect-1	Speed	Sect-2	Speed	Sect-3	Speed	Laptime	Pit	lap	Sect-1	Speed	Sect-2	Speed	Sect-3	Speed	Laptime	Pit
1		97.4	1:24.648	114.7	30.334	81.7	2:53.957		6	50.166	106.9	1:20.786	115.1	30.794	74.1	2:41.746	
2	50.538	105.4	1:21.138	114.3	30.192	79.2	2:41.868		7	50.476	104.9	1:22.174	114.7	31.145	82.8	2:43.795	
3	50.627	103.6	1:20.157	114.9	30.280	80.7	2:41.064		8	50.967	106.7	1:20.142	115.7	30.382	82.3	2:41.491	
4	49.969	106.5	1:20.328	115.5	30.314	80.8	2:40.611		9	50.479	105.7	1:20.400	115.3	30.643	83.0	2:41.522	
5	50.379	106.5	1:20.307	115.5	30.040	81.1	2:40.726		10								

19 Colin Mckay (B2) — Gemini Mk2

lap	Sect-1	Speed	Sect-2	Speed	Sect-3	Speed	Laptime	Pit	lap	Sect-1	Speed	Sect-2	Speed	Sect-3	Speed	Laptime	Pit
1		95.7	1:24.607	106.9	31.852	79.8	2:57.591		5	52.649	100.2	1:23.624	107.5	31.318	78.2	2:47.591	
2	53.144	89.0	1:25.740	105.8	31.588	80.7	2:50.472		6	53.197	97.4	1:24.029	107.5	30.670	83.8	2:47.896	
3	53.173	97.0	1:22.564	107.2	31.301	80.8	2:47.038		7	52.951	97.8	1:22.950	107.5	30.883	84.2	2:46.784	
4	53.424	98.8	1:22.414	107.7	30.668	79.9	2:46.506		8	52.764	98.8	1:22.486	106.0	31.932	73.9	2:47.182	

23 Stuart Roach (B2) — Condor S2

lap	Sect-1	Speed	Sect-2	Speed	Sect-3	Speed	Laptime	Pit	lap	Sect-1	Speed	Sect-2	Speed	Sect-3	Speed	Laptime	Pit
1		110.9	1:16.557	119.0	27.900	86.0	2:35.511		6	46.843	109.3	1:15.714	114.7	27.703	87.5	2:30.260	
2	47.104	112.6	1:16.549	115.9	27.568	88.9	2:31.221		7	47.013	110.4	1:16.508	116.5	27.381	87.5	2:30.902	
3	46.667	110.2	1:15.640	115.7	27.358	87.2	2:29.665		8	46.555	113.0	1:16.118	115.3	27.968	88.2	2:30.641	
4	46.678	109.8	1:15.783	115.5	27.452	88.7	2:29.913		9	47.009	108.1	1:16.161	114.3	27.682	84.9	2:30.852	
5	47.035	108.9	1:15.701	116.3	27.538	88.0	2:30.274		10								

24 Floris-Jan Hekker (B2) — Rayberg FJ

lap	Sect-1	Speed	Sect-2	Speed	Sect-3	Speed	Laptime	Pit	lap	Sect-1	Speed	Sect-2	Speed	Sect-3	Speed	Laptime	Pit
1		99.0	1:25.758	108.6	31.773	79.4	3:00.622		5	51.995	102.6	1:23.738	108.4	31.192	77.8	2:46.925	
2	53.006	89.4	1:24.404	108.4	31.345	77.9	2:48.755		6	53.352	100.2	1:23.819	108.6	31.662	77.6	2:48.833	
3	52.623	101.4	1:23.142	108.2	31.480	79.0	2:47.245		7	51.782	101.5	1:23.424	106.2	31.323	79.1	2:46.529	
4	52.331	101.1	1:23.074	109.1	30.920	79.0	2:46.325		8	53.031	101.2	1:22.900	107.9	31.102	79.0	2:47.033	

25 Jac Nellemann (B2) — Alfa Dana FJ

lap	Sect-1	Speed	Sect-2	Speed	Sect-3	Speed	Laptime	Pit	lap	Sect-1	Speed	Sect-2	Speed	Sect-3	Speed	Laptime	Pit
1		106.9	1:19.058	113.4	29.937	83.5	2:43.589		6	49.279	103.4	1:19.610	110.9	30.807	74.3	2:39.696	
2	48.913	104.0	1:19.062	110.7	29.298	82.3	2:37.273		7	50.207	104.0	1:19.112	111.5	29.872	82.6	2:39.191	
3	48.975	104.2	1:19.029	114.3	29.311	84.9	2:37.315		8	48.978	102.8	1:19.077	112.4	29.557	81.7	2:37.612	
4	49.606	105.4	1:19.189	114.3	30.094	78.6	2:38.889		9	49.237	102.6	1:19.568	111.5	30.238	82.2	2:39.043	
5	49.555	106.0	1:19.511	110.7	29.703	80.3	2:38.769		10								

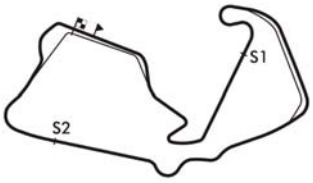

Session Start: 12:12:51 - Finish: 12:35:06
Weather/Track Conditions: Overcast / Dry
Circuit: Silverstone Historic Grand Prix
Track Length: 5.857 Km - 3.6394 miles
Printed: 22-07-2018 - 12:41

MST
Results: www.mstworld.com. Live Timing: https://livetiming.getraceresults.com/mst. Email: timing@mstworld.com

Silverstone Classic - 20 - 22 Jul 2018

John Surtees Trophy For Historic Formula Junior Period E

Race 15 - Sector Analysis

26 Roger Dexter (B2) — Elva-DKW 100

lap	Sect-1	Speed	Sect-2	Speed	Sect-3	Speed	Laptime	Pit	lap	Sect-1	Speed	Sect-2	Speed	Sect-3	Speed	Laptime	Pit
1		92.6	1:26.836	100.9	31.502	79.7	3:02.324		5	53.899	92.1	1:24.886	99.3	31.035	77.9	2:49.820	
2	54.445	90.7	1:24.915	101.1	31.478	78.1	2:50.838		6	54.225	92.3	1:25.200	99.1	30.759	78.6	2:50.184	
3	53.987	93.2	1:25.365	99.1	31.843	76.8	2:51.195		7	54.132	94.0	1:24.921	98.7	32.004	76.8	2:51.057	
4	54.216	91.1	1:24.971	100.0	31.176	77.1	2:50.363		8	53.620	90.4	1:24.953	98.7	30.660	78.8	2:49.233	

27 Tom De Gres (A) — Stanguellini FJ

lap	Sect-1	Speed	Sect-2	Speed	Sect-3	Speed	Laptime	Pit	lap	Sect-1	Speed	Sect-2	Speed	Sect-3	Speed	Laptime	Pit
1		96.7	1:23.527	113.4	30.922	77.9	2:55.916		6	50.536	104.7	1:20.595	112.4	30.310	80.0	2:41.441	
2	50.921	104.5	1:22.790	113.2	31.265	79.2	2:44.976		7	50.386	104.5	1:20.917	112.8	30.281	79.3	2:41.584	
3	51.732	103.9	1:20.901	113.0	30.422	82.2	2:43.055		8	52.162	103.9	1:20.344	112.6	30.282	82.4	2:42.788	
4	50.461	103.6	1:21.614	106.5	31.817	78.5	2:43.892		9	50.432	103.9	1:20.284	110.4	29.949	82.5	2:40.665	
5	50.867	105.0	1:20.121	113.7	29.566	81.7	2:40.554		10								

28 Larry Kinch (B2) — Gemini Mk2

lap	Sect-1	Speed	Sect-2	Speed	Sect-3	Speed	Laptime	Pit	lap	Sect-1	Speed	Sect-2	Speed	Sect-3	Speed	Laptime	Pit
1		96.4	1:25.376	111.1	31.178	77.1	2:58.717		5	52.431	101.8	1:23.293	109.5	32.067	74.2	2:47.791	
2	52.795	85.2	1:25.261	110.4	30.979	76.0	2:49.035		6	53.435	102.0	1:23.325	110.0	31.162	78.4	2:47.922	
3	52.622	102.5	1:22.850	109.5	31.363	78.7	2:46.835		7	52.917	101.8	1:22.679	109.3	30.884	80.8	2:46.480	
4	53.048	100.6	1:22.453	110.9	31.070	79.9	2:46.571		8								

29 William Grimshaw (B2) — Moorland Mk1

lap	Sect-1	Speed	Sect-2	Speed	Sect-3	Speed	Laptime	Pit	lap	Sect-1	Speed	Sect-2	Speed	Sect-3	Speed	Laptime	Pit
1		98.3	1:20.768	113.0	30.600	84.2	2:48.137		6	49.484	105.7	1:18.228	114.1	30.588	79.8	2:38.300	
2	50.906	105.5	1:20.418	111.7	29.767	82.7	2:41.091		7	50.414	105.7	1:18.424	113.4	29.118	85.3	2:37.956	
3	49.278	105.0	1:19.016	112.2	29.493	86.1	2:37.787		8	49.765	106.5	1:18.964	112.4	29.849	82.4	2:38.578	
4	49.094	105.4	1:18.624	108.9	30.145	85.3	2:37.863		9	49.630	94.5	1:21.220	112.8	29.522	85.9	2:40.372	
5	50.123	104.9	1:18.702	113.0	29.105	85.5	2:37.930		10								

30 Trevor Griffiths (C2) — Emeryson FJ

lap	Sect-1	Speed	Sect-2	Speed	Sect-3	Speed	Laptime	Pit	lap	Sect-1	Speed	Sect-2	Speed	Sect-3	Speed	Laptime	Pit
1		101.7	1:20.582	113.2	30.144	84.7	2:48.481		6	49.855	104.2	1:19.529	111.8	29.050	85.1	2:38.434	
2	50.447	103.2	1:21.372	109.1	29.682	84.4	2:41.501		7	50.055	105.5	1:19.769	114.1	29.614	85.2	2:39.438	
3	50.066	103.6	1:20.448	110.9	29.780	81.7	2:40.294		8	50.251	103.2	1:19.497	113.0	29.742	86.8	2:39.490	
4	52.396	100.5	1:21.099	111.7	29.737	84.8	2:43.232		9	49.457	103.9	1:20.325	113.7	29.445	86.7	2:39.227	
5	50.287	102.6	1:20.316	106.4	29.519	85.3	2:40.122		10								

31 Peter Edbrooke (C2) — Lotus 18

lap	Sect-1	Speed	Sect-2	Speed	Sect-3	Speed	Laptime	Pit	lap	Sect-1	Speed	Sect-2	Speed	Sect-3	Speed	Laptime	Pit
1		92.2	1:31.245	96.7	35.888	75.4	3:16.780		5	57.991	83.1	1:35.410	90.2	42.269	69.0	3:15.670	
2	56.682	88.4	1:32.119	90.8	37.539	75.2	3:06.340		6	1:00.083	91.1	1:32.516	96.6	39.771	75.3	3:12.370	
3	58.975	85.9	1:31.496	91.2	37.148	72.7	3:07.619		7	56.415	86.0	1:31.193	97.8	37.153	72.4	3:04.761	
4	1:00.259	87.7	1:38.620	83.0	38.984	77.0	3:17.863		8								

32 Ray Mallock (B2) — U2 Mk2

lap	Sect-1	Speed	Sect-2	Speed	Sect-3	Speed	Laptime	Pit	lap	Sect-1	Speed	Sect-2	Speed	Sect-3	Speed	Laptime	Pit
1		113.0	1:15.760	123.8	27.815	88.8	2:34.366		6	46.504	112.2	1:16.255	118.4	29.094	82.4	2:31.853	
2	46.178	115.3	1:15.199	122.0	27.827	89.7	2:29.204		7	47.372	110.2	1:18.576	118.4	27.849	87.6	2:33.797	
3	46.388	113.0	1:14.584	122.5	27.922	88.4	2:28.894		8	47.783	106.5	1:18.822	117.1	28.679	81.2	2:35.284	
4	46.299	113.2	1:14.747	121.1	27.564	89.4	2:28.610		9	47.848	109.1	1:17.132	116.7	28.467	85.2	2:33.447	
5	46.195	113.6	1:15.688	120.1	27.820	88.0	2:29.703		10								

33 Chris Drake (B2) — Terrier Mk4 Series 1

lap	Sect-1	Speed	Sect-2	Speed	Sect-3	Speed	Laptime	Pit	lap	Sect-1	Speed	Sect-2	Speed	Sect-3	Speed	Laptime	Pit
1		112.8	1:15.044	123.1	27.878	87.7	2:33.439		6	45.946	115.1	1:13.820	123.8	27.320	89.6	2:27.086	
2	46.601	113.6	1:14.611	122.9	27.522	89.4	2:28.734		7	46.859	117.9	1:13.931	122.9	28.425	89.2	2:29.215	
3	46.880	110.7	1:15.061	122.2	27.580	90.0	2:29.521		8	46.044	113.7	1:14.396	122.5	27.903	88.9	2:28.343	
4	46.414	113.2	1:14.579	122.9	27.416	89.8	2:28.409		9	46.211	114.7	1:15.301	112.8	27.829	88.8	2:29.341	
5	46.491	114.3	1:14.452	123.6	27.529	89.0	2:28.472		10								

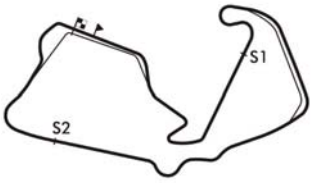

Session Start: 12:12:51 - Finish: 12:35:06
Weather/Track Conditions: Overcast / Dry
Circuit: Silverstone Historic Grand Prix
Track Length: 5.857 Km - 3.6394 miles
Printed: 22-07-2018 - 12:41

MST
Results: www.mstworld.com. Live Timing: https://livetiming.getraceresults.com/mst. Email: timing@mstworld.com

Silverstone Classic - 20 - 22 Jul 2018

John Surtees Trophy For Historic Formula Junior Period E

Race 15 - Sector Analysis

34 James Owen (B2) — Gemini Mk2

lap	Sect-1	Speed	Sect-2	Speed	Sect-3	Speed	Laptime	Pit	lap	Sect-1	Speed	Sect-2	Speed	Sect-3	Speed	Laptime	Pit
1		102.0	1:19.005	114.7	29.517	84.9	2:45.092		6	48.234	106.2	1:18.058	113.0	29.464	84.7	2:35.756	
2	49.146	106.2	1:18.163	113.4	28.988	87.0	2:36.297		7	50.183	107.2	1:17.952	113.6	28.798	85.8	2:36.933	
3	48.616	108.1	1:17.874	115.1	29.651	85.5	2:36.141		8	48.553	109.3	1:18.625	116.5	29.028	83.7	2:36.206	
4	49.804	105.0	1:18.647	115.3	30.772	80.9	2:39.223		9	50.329	100.6	1:19.420	113.9	29.625	85.5	2:39.374	
5	49.485	104.7	1:32.291	113.0	29.280	87.3	2:51.056		10								

35 Harry Bishop (C2) — Sauter 1960

lap	Sect-1	Speed	Sect-2	Speed	Sect-3	Speed	Laptime	Pit	lap	Sect-1	Speed	Sect-2	Speed	Sect-3	Speed	Laptime	Pit
1		98.8	1:20.109	116.1	29.376	82.6	2:49.361		2								

37 James McBrien (C2) — Elva 200

lap	Sect-1	Speed	Sect-2	Speed	Sect-3	Speed	Laptime	Pit	lap	Sect-1	Speed	Sect-2	Speed	Sect-3	Speed	Laptime	Pit
1		99.9	1:27.537	108.9	33.712	72.9	3:06.629		5	53.746	92.9	1:23.856	108.2	33.045	78.3	2:50.647	
2	53.926	88.8	1:24.953	106.7	33.309	78.6	2:52.188		6	54.715	102.5	1:24.043	106.0	33.065	76.0	2:51.823	
3	52.805	97.0	1:24.955	100.9	33.973	77.9	2:51.733		7	54.103	99.9	1:23.256	108.2	32.120	79.0	2:49.479	
4	55.070	94.7	1:24.987	101.8	33.559	79.0	2:53.616		8	1:07.410	94.0	1:24.119	107.4	33.203	73.9	3:04.732	

39 David Walker (C1) — Lotus 18

lap	Sect-1	Speed	Sect-2	Speed	Sect-3	Speed	Laptime	Pit	lap	Sect-1	Speed	Sect-2	Speed	Sect-3	Speed	Laptime	Pit
1		82.0	1:33.267	90.4	37.718	71.0	3:23.078		5	57.073	80.3	1:32.320	102.5	35.639	74.2	3:05.032	
2	58.219	83.3	1:34.601	96.1	37.747	72.5	3:10.567		6	57.688	97.0	1:31.382	96.4	35.511	76.2	3:04.581	
3	58.165	86.5	1:33.453	97.5	37.808	70.2	3:09.426		7	57.767	93.9	1:30.159	97.8	35.415	77.5	3:03.341	
4	55.739	88.2	1:32.844	91.4	38.414	72.5	3:06.997		8	54.717	93.1	1:30.080	99.9	34.973	77.4	2:59.770	

40 Chris Wilks (C2) — Deep Sanderson FJ

lap	Sect-1	Speed	Sect-2	Speed	Sect-3	Speed	Laptime	Pit	lap	Sect-1	Speed	Sect-2	Speed	Sect-3	Speed	Laptime	Pit
1		101.8	1:20.574	114.1	30.258	86.1	2:49.988		6	50.314	104.7	1:19.645	111.7	29.793	79.9	2:39.752	
2	50.667	104.4	1:20.268	111.3	29.792	87.3	2:40.727		7	49.811	102.9	1:20.171	111.7	29.576	78.6	2:39.558	
3	50.508	101.2	1:20.973	110.7	29.965	83.4	2:41.446		8	50.688	104.2	1:18.931	111.7	29.860	85.9	2:39.479	
4	50.563	104.0	1:19.593	112.4	30.032	83.2	2:40.188		9	49.389	102.9	1:20.510	111.1	29.360	82.7	2:39.259	
5	50.317	103.6	1:19.132	113.0	29.891	80.7	2:39.340		10								

42 Jeremy Deeley (C2) — Cooper T52

lap	Sect-1	Speed	Sect-2	Speed	Sect-3	Speed	Laptime	Pit	lap	Sect-1	Speed	Sect-2	Speed	Sect-3	Speed	Laptime	Pit
1		104.4	1:18.905	113.9	29.939	83.9	2:44.108		6	49.888	104.0	1:19.537	112.0	30.146	79.0	2:39.571	
2	49.466	105.7	1:18.782	112.0	29.459	87.3	2:37.707		7	50.144	104.9	1:19.545	108.2	30.584	83.9	2:40.273	
3	48.844	105.7	1:18.495	113.2	29.389	84.6	2:36.728		8	49.211	104.5	1:18.735	112.4	30.185	79.3	2:38.131	
4	49.590	103.9	1:20.033	111.5	29.833	81.9	2:39.456		9	50.547	82.0	1:20.446	113.2	29.162	87.2	2:40.155	
5	50.556	105.4	1:19.674	116.9	29.175	86.7	2:39.405		10								

43 Ian Simmonds (C2) — Envoy Mk1

lap	Sect-1	Speed	Sect-2	Speed	Sect-3	Speed	Laptime	Pit	lap	Sect-1	Speed	Sect-2	Speed	Sect-3	Speed	Laptime	Pit

45 Gordon Wright (C2) — Britannia FJ

lap	Sect-1	Speed	Sect-2	Speed	Sect-3	Speed	Laptime	Pit	lap	Sect-1	Speed	Sect-2	Speed	Sect-3	Speed	Laptime	Pit
1		87.6	1:28.968	106.9	33.947	80.7	3:07.820		4	55.923	92.1	1:27.378	111.5	33.225	78.6	2:56.526	
2	53.930	85.9	1:27.047	108.8	34.870	78.4	2:55.847		5	55.695	94.0	1:25.661	111.5	33.179	80.3	2:54.535	
3	54.668	93.5	1:25.957	110.4	33.635	77.1	2:54.260		6								

46 George Haynes (C2) — Elva 200

lap	Sect-1	Speed	Sect-2	Speed	Sect-3	Speed	Laptime	Pit	lap	Sect-1	Speed	Sect-2	Speed	Sect-3	Speed	Laptime	Pit
1		102.8	1:19.904	111.5	29.275	82.0	2:44.228		5	52.062	97.8	1:20.571	106.0	29.425	85.1	2:42.058	
2	50.214	101.2	1:19.641	107.9	29.392	85.2	2:39.247		6	50.774	98.4	1:21.534	105.8	29.688	82.8	2:41.996	
3	50.018	100.5	1:20.257	105.2	29.380	82.7	2:39.655		7	51.682	98.1	2:15.643	42.2	59.050	41.2	4:06.375	
4	50.919	99.4	1:20.141	106.2	29.328	83.5	2:40.388		8								

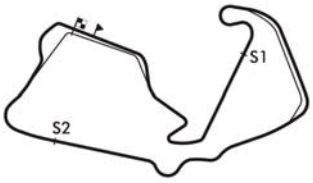

Session Start: 12:12:51 - Finish: 12:35:06
Weather/Track Conditions: Overcast / Dry
Circuit: Silverstone Historic Grand Prix
Track Length: 5.857 Km - 3.6394 miles
Printed: 22-07-2018 - 12:41

MST
Results: www.mstworld.com. Live Timing: https://livetiming.getraceresults.com/mst. Email: timing@mstworld.com

Silverstone Classic - 20 - 22 Jul 2018

John Surtees Trophy For Historic Formula Junior Period E

Race 15 - Sector Analysis

47 Richard Utley (C1) — Caravelle Mk1

lap	Sect-1	Speed	Sect-2	Speed	Sect-3	Speed	Laptime	Pit	lap	Sect-1	Speed	Sect-2	Speed	Sect-3	Speed	Laptime	Pit
1		91.2	1:31.022	103.6	35.849	74.9	3:14.019		5	1:01.678	83.8	1:35.424	99.1	36.614	59.6	3:13.716	
2	57.046	85.9	1:33.478	93.6	36.432	72.9	3:06.956		6	1:02.886	91.1	1:31.805	101.8	35.605	76.9	3:10.296	
3	1:03.267	84.3	1:33.743	103.4	34.580	76.9	3:11.590		7	58.009	90.0	1:30.555	102.8	37.678	68.2	3:06.242	
4	57.171	88.1	1:35.897	91.9	37.246	66.3	3:10.314		8								

49 Mike Gregory (C2) — De Tomaso ISIS

lap	Sect-1	Speed	Sect-2	Speed	Sect-3	Speed	Laptime	Pit	lap	Sect-1	Speed	Sect-2	Speed	Sect-3	Speed	Laptime	Pit
1		89.1	1:28.496	104.9	33.295	75.1	3:07.176		5	54.220	96.7	1:26.448	106.5	33.353	66.2	2:54.021	
2	54.777	82.0	1:28.567	106.4	34.164	70.7	2:57.508		6	56.267	96.8	1:27.726	105.2	33.101	75.5	2:57.094	
3	54.839	96.3	1:27.477	105.7	34.091	72.5	2:56.407		7	53.631	99.1	1:25.564	105.2	33.031	75.1	2:52.226	
4	55.741	91.7	1:27.818	104.9	33.641	76.3	2:57.200		8	55.827	90.2	1:27.595	106.4	33.074	73.0	2:56.496	

63 Marek Reichman (C2) — Cooper T56

lap	Sect-1	Speed	Sect-2	Speed	Sect-3	Speed	Laptime	Pit	lap	Sect-1	Speed	Sect-2	Speed	Sect-3	Speed	Laptime	Pit

81 Hunter Nigel Russell (B2) — Sadler FJ

lap	Sect-1	Speed	Sect-2	Speed	Sect-3	Speed	Laptime	Pit	lap	Sect-1	Speed	Sect-2	Speed	Sect-3	Speed	Laptime	Pit

90 Mark Haynes (B2) — Nota FJ

lap	Sect-1	Speed	Sect-2	Speed	Sect-3	Speed	Laptime	Pit	lap	Sect-1	Speed	Sect-2	Speed	Sect-3	Speed	Laptime	Pit
1		96.0	1:24.894	109.5	32.969	81.9	3:00.076		5	51.659	100.3	1:22.271	109.3	32.106	83.5	2:46.036	
2	53.390	77.1	1:25.508	106.0	32.727	81.8	2:51.625		6	52.053	96.6	1:22.213	110.0	31.700	83.5	2:45.966	
3	52.459	98.0	1:23.219	109.8	33.154	81.3	2:48.832		7	51.541	99.0	1:23.491	104.9	31.484	80.2	2:46.516	
4	52.344	100.2	1:22.731	109.1	32.147	83.9	2:47.222		8	53.681	99.3	1:22.003	110.4	31.821	82.6	2:47.505	

91 Peter de la Roche (B2) — Lola Mk2

lap	Sect-1	Speed	Sect-2	Speed	Sect-3	Speed	Laptime	Pit	lap	Sect-1	Speed	Sect-2	Speed	Sect-3	Speed	Laptime	Pit
1		111.1	1:14.625	119.6	27.768	87.7	2:32.284		6	46.508	109.3	1:14.049	117.9	27.502	86.3	2:28.059	
2	46.742	110.7	1:14.126	119.4	27.695	89.6	2:28.563		7	47.651	110.0	1:14.741	120.1	27.993	90.6	2:30.385	
3	46.600	109.5	1:14.146	122.7	27.770	87.6	2:28.516		8	46.733	110.0	1:14.468	119.0	27.544	89.1	2:28.745	
4	46.752	110.2	1:14.365	119.2	27.401	89.6	2:28.518		9	46.687	110.4	1:15.024	119.2	27.337	89.4	2:29.048	
5	46.356	109.8	1:15.332	118.4	27.178	88.8	2:28.866		10								

99 Simon Jones (B2) — Elva 100

lap	Sect-1	Speed	Sect-2	Speed	Sect-3	Speed	Laptime	Pit	lap	Sect-1	Speed	Sect-2	Speed	Sect-3	Speed	Laptime	Pit
1		101.4	1:20.735	110.9	30.248	82.5	2:47.681		3	54.610	76.1	1:38.365	86.4	39.923	70.5	3:12.898	
2	50.500	101.8	1:30.217	107.9	31.991	82.2	2:52.708		4								

111 Nick Taylor (B2) — Elva 100

lap	Sect-1	Speed	Sect-2	Speed	Sect-3	Speed	Laptime	Pit	lap	Sect-1	Speed	Sect-2	Speed	Sect-3	Speed	Laptime	Pit
1		105.5	1:19.319	110.6	29.092	84.6	2:40.507		6	49.108	102.6	1:19.847	110.0	28.725	84.2	2:37.680	
2	48.704	103.7	1:18.748	109.3	28.762	85.5	2:36.214		7	48.911	102.6	1:18.792	109.8	28.629	84.3	2:36.332	
3	48.587	102.8	1:18.905	108.9	28.792	82.8	2:36.284		8	48.828	102.1	1:18.435	110.0	28.673	84.4	2:35.936	
4	48.836	102.0	1:18.677	110.0	28.666	84.1	2:36.179		9	48.535	102.8	1:20.497	111.3	29.567	80.2	2:38.599	
5	48.558	102.0	1:18.509	110.0	28.749	82.2	2:35.816		10								

115 Harindra De Silva (B2) — Lola Mk2

lap	Sect-1	Speed	Sect-2	Speed	Sect-3	Speed	Laptime	Pit	lap	Sect-1	Speed	Sect-2	Speed	Sect-3	Speed	Laptime	Pit
1		110.9	1:20.119	118.8	29.595	84.3	2:43.178		6	49.342	109.8	1:19.126	119.4	30.040	84.4	2:38.508	
2	48.022	111.7	1:18.204	119.0	29.414	86.5	2:35.640		7	51.540	112.0	1:18.196	120.5	30.227	85.8	2:39.963	
3	49.010	112.8	1:19.027	118.1	29.871	84.6	2:37.908		8	50.235	111.8	1:17.214	119.6	30.452	81.0	2:37.901	
4	48.867	110.4	1:19.489	118.4	31.813	69.0	2:40.169		9	50.534	76.3	1:19.132	119.0	29.654	85.2	2:39.320	
5	51.616	112.8	1:20.317	120.3	30.374	84.9	2:42.307		10								

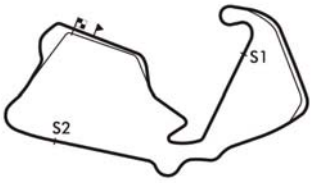

Session Start: 12:12:51 - Finish: 12:35:06
Weather/Track Conditions: Overcast / Dry
Circuit: Silverstone Historic Grand Prix
Track Length: 5.857 Km - 3.6394 miles
Printed: 22-07-2018 - 12:41

MST
Results: www.mstworld.com. Live Timing: https://livetiming.getraceresults.com/mst. Email: timing@mstworld.com

Silverstone Classic - 20 - 22 Jul 2018

John Surtees Trophy For Historic Formula Junior Period E

Race 15 - Sector Analysis

118 John Rowe (C2) — Lotus 18

lap	Sect-1	Speed	Sect-2	Speed	Sect-3	Speed	Laptime	Pit	lap	Sect-1	Speed	Sect-2	Speed	Sect-3	Speed	Laptime	Pit
1		91.7	1:27.574	99.6	33.996	76.7	3:05.869		5	54.064	100.9	1:27.764	112.6	33.117	79.3	2:54.945	
2	53.754	91.3	1:28.757	106.2	34.111	77.0	2:56.622		6	54.977	97.5	1:27.989	111.3	33.340	76.3	2:56.306	
3	53.951	98.8	1:26.670	112.8	34.016	79.0	2:54.637		7	53.630	98.4	1:28.089	112.2	32.450	62.8	2:54.169	
4	54.915	99.4	1:27.342	113.0	34.185	77.1	2:56.442		8	56.791	94.4	1:27.820	110.2	33.187	75.2	2:57.798	

122 Robin Lackford (B2) — Elva 100

lap	Sect-1	Speed	Sect-2	Speed	Sect-3	Speed	Laptime	Pit	lap	Sect-1	Speed	Sect-2	Speed	Sect-3	Speed	Laptime	Pit
1		95.9	1:24.523	106.2	30.568	79.9	2:54.434		6	51.345	97.7	1:22.458	105.0	30.900	79.4	2:44.703	
2	51.675	98.1	1:23.686	104.5	31.280	78.2	2:46.641		7	51.565	96.8	1:24.119	104.5	31.028	75.0	2:46.712	
3	51.621	97.5	1:23.868	104.5	30.641	78.2	2:46.130		8	51.012	100.3	1:22.440	109.5	30.103	77.8	2:43.555	
4	50.968	98.0	1:22.277	104.9	30.531	79.4	2:43.776		9	51.102	98.1	1:22.634	104.2	30.567	80.2	2:44.303	
5	51.189	98.4	1:21.605	105.2	30.786	78.9	2:43.580		10								

125 Andrew Tart (B2) — Bond FJ

lap	Sect-1	Speed	Sect-2	Speed	Sect-3	Speed	Laptime	Pit	lap	Sect-1	Speed	Sect-2	Speed	Sect-3	Speed	Laptime	Pit
1		105.5	1:25.176	119.4	31.300	84.3	3:03.198		6	49.156	110.7	1:19.108	119.8	30.581	84.2	2:38.845	
2	50.151	105.0	1:20.724	120.7	30.975	83.9	2:41.850		7	48.944	111.5	1:20.198	119.6	30.716	82.6	2:39.858	
3	50.215	111.1	1:20.158	118.4	30.201	86.7	2:40.574		8	50.009	109.8	1:19.935	119.6	30.689	85.6	2:40.633	
4	49.074	110.0	1:19.440	120.3	30.602	84.6	2:39.116		9	49.370	110.0	1:20.015	119.0	30.405	84.2	2:39.790	
5	49.430	110.6	1:19.967	119.4	30.251	84.0	2:39.648		10								

139 Robert Barrie (A) — Stanguellini FJ

lap	Sect-1	Speed	Sect-2	Speed	Sect-3	Speed	Laptime	Pit	lap	Sect-1	Speed	Sect-2	Speed	Sect-3	Speed	Laptime	Pit
1		92.8	1:26.698	108.4	31.574	80.4	3:01.160		6	50.737	100.2	1:21.076	108.9	30.119	79.2	2:41.932	
2	52.452	96.3	1:23.512	104.4	31.409	78.2	2:47.373		7	50.598	101.2	1:21.210	110.2	30.294	82.5	2:42.102	
3	53.002	101.5	1:22.080	109.7	31.110	78.7	2:46.192		8	51.393	98.1	1:22.250	108.8	29.787	81.6	2:43.430	
4	52.954	99.6	1:21.898	108.8	30.245	74.5	2:45.097		9	51.432	99.4	1:21.460	108.2	29.921	82.3	2:42.813	
5	50.853	100.9	1:20.946	109.1	29.847	82.6	2:41.646		10								

141 Peter Fenichel (C2) — Cooper T56

lap	Sect-1	Speed	Sect-2	Speed	Sect-3	Speed	Laptime	Pit	lap	Sect-1	Speed	Sect-2	Speed	Sect-3	Speed	Laptime	Pit
1		96.1	1:25.569	102.5	32.021	78.2	3:01.082		5	52.459	102.8	1:23.479	109.8	31.797	72.5	2:47.735	
2	52.936	86.1	1:23.618	104.0	31.346	80.8	2:47.900		6	53.465	98.4	1:24.157	107.9	30.709	81.7	2:48.331	
3	52.663	95.2	1:22.491	110.4	31.467	80.0	2:46.621		7	52.801	97.7	1:23.487	105.5	30.777	84.7	2:47.065	
4	52.414	96.4	1:22.368	106.5	31.088	78.0	2:45.870		8	52.392	100.6	1:22.143	108.9	30.026	83.2	2:44.561	

221 Julian Majzub (B2) — Sadler FJ

lap	Sect-1	Speed	Sect-2	Speed	Sect-3	Speed	Laptime	Pit	lap	Sect-1	Speed	Sect-2	Speed	Sect-3	Speed	Laptime	Pit
1		89.6	1:23.925	105.2	31.073	82.4	2:55.218		6	50.806	102.1	1:21.570	109.1	30.837	81.0	2:43.213	
2	51.038	101.4	1:22.456	108.8	31.327	82.7	2:44.821		7	50.589	101.8	1:20.836	110.0	30.018	80.5	2:41.443	
3	50.367	98.4	1:21.745	108.4	30.465	81.0	2:42.577		8	50.495	102.1	1:20.543	109.8	29.688	81.4	2:40.726	
4	50.254	97.5	1:21.430	109.3	31.242	79.2	2:42.926		9	50.540	100.0	1:20.957	108.9	29.337	82.3	2:40.834	
5	50.938	99.6	1:20.972	109.7	30.327	79.4	2:42.237		10								

222 Jeremy Knight (B2) — Elva 100

lap	Sect-1	Speed	Sect-2	Speed	Sect-3	Speed	Laptime	Pit	lap	Sect-1	Speed	Sect-2	Speed	Sect-3	Speed	Laptime	Pit

272 Andrew Hibberd (B2) — Lola Mk2

lap	Sect-1	Speed	Sect-2	Speed	Sect-3	Speed	Laptime	Pit	lap	Sect-1	Speed	Sect-2	Speed	Sect-3	Speed	Laptime	Pit
1		113.2	1:14.684	119.6	27.705	88.9	2:30.972		6	46.211	112.0	1:13.686	120.9	27.733	86.9	2:27.630	
2	46.387	110.7	1:13.999	120.3	27.418	89.2	2:27.804		7	47.642	112.8	1:13.994	120.7	27.292	90.3	2:28.928	
3	46.379	109.7	1:14.382	120.3	27.386	89.4	2:28.147		8	46.037	112.0	1:13.621	121.1	27.436	91.6	2:27.094	
4	46.379	111.3	1:13.862	121.1	27.240	86.9	2:27.481		9	47.833	111.1	1:13.652	120.7	27.504	88.2	2:28.989	
5	46.317	110.9	1:15.496	121.1	27.319	89.2	2:29.132		10								

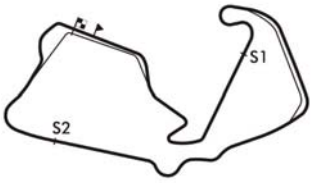

Session Start: 12:12:51 - Finish: 12:35:06
Weather/Track Conditions: Overcast / Dry
Circuit: Silverstone Historic Grand Prix
Track Length: 5.857 Km - 3.6394 miles
Printed: 22-07-2018 - 12:41

MST
Results: www.mstworld.com. Live Timing: https://livetiming.getraceresults.com/mst. Email: timing@mstworld.com

Silverstone Classic - 20 - 22 Jul 2018

John Surtees Trophy For Historic Formula Junior Period E

Race 15 - Best Sector Times

	SECTOR 1			SECTOR 2			SECTOR 3		
	NO	TIME	LAP	NO	TIME	LAP	NO	TIME	LAP
1	11	45.835	5	272	1:13.621	8	91	27.178	5
2	33	45.946	6	33	1:13.820	6	11	27.221	8
3	272	46.037	8	11	1:13.885	8	272	27.240	4
4	32	46.178	2	91	1:14.049	6	33	27.320	6
5	91	46.356	5	5	1:14.274	8	23	27.358	3
6	23	46.555	8	32	1:14.584	3	5	27.538	8
7	5	46.670	3	8	1:15.328	5	32	27.564	4
8	8	46.949	3	23	1:15.640	3	8	28.052	9
9	14	47.621	8	14	1:16.269	2	2	28.201	5
10	2	47.804	3	2	1:16.870	6	111	28.629	7
11	115	48.022	2	115	1:17.214	8	14	28.638	4
12	34	48.234	6	10	1:17.517	5	34	28.798	7
13	111	48.535	9	34	1:17.874	3	3	28.873	9
14	10	48.685	4	29	1:18.228	6	30	29.050	6
15	3	48.751	2	3	1:18.341	2	29	29.105	5
16	42	48.844	3	111	1:18.435	8	42	29.162	9
17	25	48.913	2	42	1:18.495	3	46	29.275	1
18	125	48.944	7	40	1:18.931	8	25	29.298	2
19	15	49.069	6	25	1:19.029	3	221	29.337	9
20	29	49.094	4	125	1:19.108	6	10	29.349	5
21	40	49.389	9	12	1:19.333	4	40	29.360	9
22	30	49.457	9	30	1:19.497	8	35	29.376	1
23	18	49.969	4	15	1:19.545	6	115	29.414	2
24	46	50.018	3	46	1:19.641	2	27	29.566	5
25	221	50.254	4	35	1:20.109	1	139	29.787	8
26	12	50.299	6	27	1:20.121	5	15	29.856	6
27	27	50.386	7	18	1:20.142	8	12	29.895	9
28	99	50.500	2	221	1:20.543	8	141	30.026	8
29	139	50.598	7	99	1:20.735	1	18	30.040	5
30	122	50.968	4	139	1:20.946	5	122	30.103	8
31	90	51.541	7	122	1:21.605	5	125	30.201	3
32	24	51.782	7	90	1:22.003	8	99	30.248	1
33	141	52.392	8	141	1:22.143	8	26	30.660	8
34	28	52.431	5	19	1:22.414	4	19	30.668	4
35	19	52.649	5	28	1:22.453	4	4	30.676	1
36	37	52.805	3	24	1:22.900	8	28	30.884	7
37	26	53.620	8	37	1:23.256	7	24	30.920	4
38	118	53.630	7	4	1:23.623	1	90	31.484	7
39	49	53.631	7	26	1:24.886	5	37	32.120	7
40	7	53.852	3	7	1:25.428	7	118	32.450	7
41	45	53.930	2	49	1:25.564	7	7	32.809	6
42	39	54.717	8	45	1:25.661	5	49	33.031	7
43	31	56.415	7	118	1:26.670	3	45	33.179	5
44	47	57.046	2	39	1:30.080	8	47	34.580	3
45	4	57.634	2	47	1:30.555	7	39	34.973	8
46	63			31	1:31.193	7	31	35.888	1
47	35	59.787	1	43			81		

IDEAL / BEST LAP COMPARISON

NO	NAME	BEST	IN	IDEAL	DIFF
33	Chris Drake	2:27.086	6	2:27.086	+0.000
272	Andrew Hibberd	2:27.094	8	2:26.898	+0.196
11	Will Mitcham	2:27.198	8	2:26.941	+0.257
91	Peter de la Roche	2:28.059	6	2:27.583	+0.476
32	Ray Mallock	2:28.610	4	2:28.326	+0.284
5	Miles Griffiths	2:28.834	8	2:28.482	+0.352
23	Stuart Roach	2:29.665	3	2:29.553	+0.112
8	Alex Morton	2:30.929	5	2:30.329	+0.600
14	Crispian Besley	2:33.377	8	2:32.528	+0.849
2	Mark Woodhouse	2:33.889	5	2:32.875	+1.014
115	Harindra De Silva	2:35.640	2	2:34.650	+0.990
34	James Owen	2:35.756	6	2:34.906	+0.850
111	Nick Taylor	2:35.816	5	2:35.599	+0.217
10	Mike Walker	2:35.931	5	2:35.551	+0.380
3	Justin Fleming	2:36.490	2	2:35.965	+0.525
42	Jeremy Deeley	2:36.728	3	2:36.501	+0.227
25	Jac Nellemann	2:37.273	2	2:37.240	+0.033
29	William Grimshaw	2:37.787	3	2:36.427	+1.360
30	Trevor Griffiths	2:38.434	6	2:38.004	+0.430
15	Ian Phillips	2:38.470	6	2:38.470	+0.000
125	Andrew Tart	2:38.845	6	2:38.253	+0.592
40	Chris Wilks	2:39.259	9	2:37.680	+1.579
27	Tom De Gres	2:40.554	5	2:40.073	+0.481
18	Erik Justesen	2:40.611	4	2:40.151	+0.460
12	Keith Roach	2:40.674	6	2:39.527	+1.147
221	Julian Majzub	2:40.726	8	2:40.134	+0.592
139	Robert Barrie	2:41.646	5	2:41.331	+0.315
122	Robin Lackford	2:43.555	8	2:42.676	+0.879
141	Peter Fenichel	2:44.561	8	2:44.561	+0.000
90	Mark Haynes	2:45.966	6	2:45.028	+0.938
24	Floris-Jan Hekker	2:46.325	4	2:45.602	+0.723
19	Colin Mckay	2:46.506	4	2:45.731	+0.775
26	Roger Dexter	2:49.233	8	2:49.166	+0.067
37	James McBrien	2:49.479	7	2:48.181	+1.298
49	Mike Gregory	2:52.226	7	2:52.226	+0.000
7	Duncan Rabagliati	2:52.818	7	2:52.089	+0.729
118	John Rowe	2:54.169	7	2:52.750	+1.419
39	David Walker	2:59.770	8	2:59.770	+0.000
31	Peter Edbrooke	3:04.761	7	3:03.496	+1.265
46	George Haynes	2:39.247	2	2:38.934	+0.313
28	Larry Kinch	2:46.480	7	2:45.768	+0.712
99	Simon Jones	2:47.681	1	2:41.483	+6.198
35	Harry Bishop	2:49.361	1	2:49.272	+0.089
45	Gordon Wright	2:54.260	3	2:52.770	+1.490
4	Graham Barron	2:54.821	1	2:51.933	+2.888
47	Richard Utley	3:06.242	7	3:02.181	+4.061
43	Ian Simmonds				+

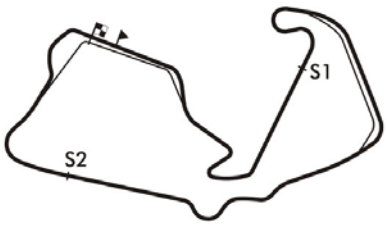

Session Start: 12:12:51 - Finish: 12:35:06
Weather/Track Conditions: Overcast / Dry
Circuit: Silverstone Historic Grand Prix
Track Length: 5.857 Km - 3.6394 miles

Printed: 22-07-2018 - 12:42

Silverstone Classic - 20 - 22 Jul 2018

John Surtees Trophy For Historic Formula Junior Period E

Race 15 - Best Sector Times

48	43	63	63
49	81	81	222
50	222	222	43

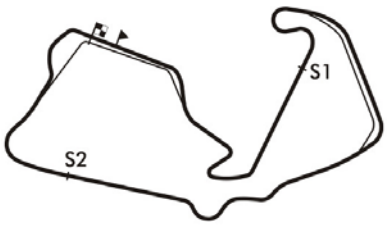

Session Start: 12:12:51 - Finish: 12:35:06
Weather/Track Conditions: Overcast / Dry
Circuit: Silverstone Historic Grand Prix
Track Length: 5.857 Km - 3.6394 miles

Printed: 22-07-2018 - 12:42

Silverstone Classic - 20 - 22 Jul 2018

John Surtees Trophy For Historic Formula Junior Period E

Race 15 - Best Sector Times

63	Marek Reichman	+
222	Jeremy Knight	+
81	Hunter Nigel Russel	+

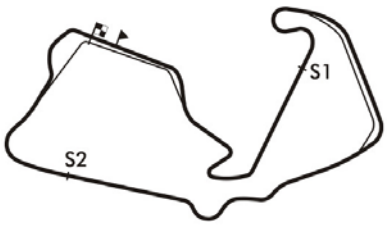

Session Start: 12:12:51 - Finish: 12:35:06
Weather/Track Conditions: Overcast / Dry
Circuit: Silverstone Historic Grand Prix
Track Length: 5.857 Km - 3.6394 miles

Printed: 22-07-2018 - 12:42

Silverstone Classic - 20 - 22 Jul 2018

John Surtees Trophy For Historic Formula Junior Period E

Race 15 - Best Sector Speeds

	NO	SECTOR 1	MPH	NO	SECTOR 2	MPH	NO	SECTOR 3	MPH
1	33	Chris Drake	117.9	32	Ray Mallock	123.8	272	Andrew Hibberd	91.6
2	32	Ray Mallock	115.3	33	Chris Drake	123.8	91	Peter de la Roche	90.6
3	11	Will Mitcham	115.1	91	Peter de la Roche	122.7	11	Will Mitcham	90.1
4	5	Miles Griffiths	113.4	11	Will Mitcham	122.5	33	Chris Drake	90.0
5	272	Andrew Hibberd	113.2	5	Miles Griffiths	121.1	32	Ray Mallock	89.7
6	23	Stuart Roach	113.0	272	Andrew Hibberd	121.1	8	Alex Morton	89.0
7	115	Harindra De Silva	112.8	125	Andrew Tart	120.7	23	Stuart Roach	88.9
8	125	Andrew Tart	111.5	115	Harindra De Silva	120.5	5	Miles Griffiths	88.3
9	91	Peter de la Roche	111.1	10	Mike Walker	119.4	34	James Owen	87.3
10	3	Justin Fleming	110.2	23	Stuart Roach	119.0	40	Chris Wilks	87.3
11	10	Mike Walker	110.2	2	Mark Woodhouse	118.6	42	Jeremy Deeley	87.3
12	14	Crispian Besley	109.5	3	Justin Fleming	117.3	10	Mike Walker	87.2
13	34	James Owen	109.3	14	Crispian Besley	117.1	30	Trevor Griffiths	86.8
14	8	Alex Morton	108.9	42	Jeremy Deeley	116.9	2	Mark Woodhouse	86.7
15	2	Mark Woodhouse	108.1	34	James Owen	116.5	125	Andrew Tart	86.7
16	18	Erik Justesen	106.9	8	Alex Morton	116.1	115	Harindra De Silva	86.5
17	25	Jac Nellemann	106.9	35	Harry Bishop	116.1	14	Crispian Besley	86.4
18	29	William Grimshaw	106.5	18	Erik Justesen	115.7	29	William Grimshaw	86.1
19	15	Ian Phillips	106.0	15	Ian Phillips	114.3	3	Justin Fleming	85.8
20	42	Jeremy Deeley	105.7	25	Jac Nellemann	114.3	111	Nick Taylor	85.5
21	30	Trevor Griffiths	105.5	29	William Grimshaw	114.1	46	George Haynes	85.2
22	111	Nick Taylor	105.5	30	Trevor Griffiths	114.1	25	Jac Nellemann	84.9
23	27	Tom De Gres	105.0	40	Chris Wilks	114.1	141	Peter Fenichel	84.7
24	40	Chris Wilks	104.7	27	Tom De Gres	113.7	19	Colin Mckay	84.2
25	12	Keith Roach	104.5	12	Keith Roach	113.6	15	Ian Phillips	84.0
26	46	George Haynes	102.8	118	John Rowe	113.0	12	Keith Roach	83.9
27	141	Peter Fenichel	102.8	45	Gordon Wright	111.5	90	Mark Haynes	83.9
28	24	Floris-Jan Hekker	102.6	46	George Haynes	111.5	18	Erik Justesen	83.0
29	28	Larry Kinch	102.5	111	Nick Taylor	111.3	221	Julian Majzub	82.7
30	37	James McBrien	102.5	28	Larry Kinch	111.1	35	Harry Bishop	82.6
31	221	Julian Majzub	102.1	99	Simon Jones	110.9	139	Robert Barrie	82.6
32	99	Simon Jones	101.8	90	Mark Haynes	110.4	27	Tom De Gres	82.5
33	139	Robert Barrie	101.5	141	Peter Fenichel	110.4	99	Simon Jones	82.5
34	118	John Rowe	100.9	139	Robert Barrie	110.2	4	Graham Barron	80.9
35	90	Mark Haynes	100.3	221	Julian Majzub	110.0	28	Larry Kinch	80.8
36	122	Robin Lackford	100.3	122	Robin Lackford	109.5	45	Gordon Wright	80.7
37	19	Colin Mckay	100.2	24	Floris-Jan Hekker	109.1	122	Robin Lackford	80.2
38	63	Marek Reichman	99.4	37	James McBrien	108.9	26	Roger Dexter	79.7
39	49	Mike Gregory	99.1	19	Colin Mckay	107.7	24	Floris-Jan Hekker	79.4
40	35	Harry Bishop	98.8	49	Mike Gregory	106.5	118	John Rowe	79.3

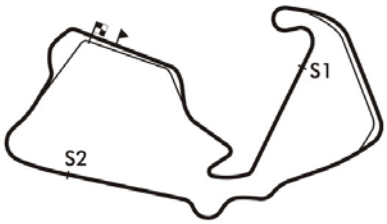

Session Start: 12:12:51 - Finish: 12:35:06
Weather/Track Conditions: Overcast / Dry
Circuit: Silverstone Historic Grand Prix
Track Length: 5.857 Km - 3.6394 miles
Printed: 22-07-2018 - 12:42

Silverstone Classic - 20 - 22 Jul 2018

John Surtees Trophy For Historic Formula Junior Period E

Race 15 - Best Sector Speeds

41	7	Duncan Rabagliati	98.7	7	Duncan Rabagliati	106.4	37	James McBrien	79.0
42	39	David Walker	97.0	4	Graham Barron	105.4	39	David Walker	77.5
43	4	Graham Barron	96.7	47	Richard Utley	103.6	31	Peter Edbrooke	77.0
44	26	Roger Dexter	94.0	39	David Walker	102.5	47	Richard Utley	76.9
45	45	Gordon Wright	94.0	26	Roger Dexter	101.1	49	Mike Gregory	76.3
46	31	Peter Edbrooke	92.2	31	Peter Edbrooke	97.8	7	Duncan Rabagliati	75.7
47	43	Ian Simmonds	91.6	43	Ian Simmonds	0.0	222	Jeremy Knight	66.1
48	47	Richard Utley	91.2	63	Marek Reichman	0.0	63	Marek Reichman	62.4
49	81	Hunter Nigel Russell	0.0	81	Hunter Nigel Russell	0.0	81	Hunter Nigel Russell	62.4
50	222	Jeremy Knight	0.0	222	Jeremy Knight	0.0	43	Ian Simmonds	0.0

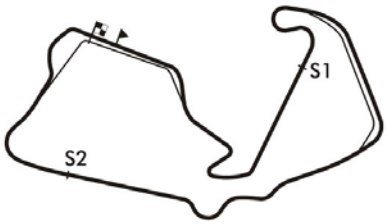

Session Start: 12:12:51 - Finish: 12:35:06
Weather/Track Conditions: Overcast / Dry
Circuit: Silverstone Historic Grand Prix
Track Length: 5.857 Km - 3.6394 miles
Printed: 22-07-2018 - 12:42

Silverstone Classic - 20 - 22 Jul 2018

John Surtees Trophy For Historic Formula Junior Period E

Race 15 - Lap Chart

Lap 1			Lap 2			Lap 3			Lap 4			Lap 5			Lap 6		
NO	Behind	Laptime	NO	Behind	Laptime	NO	Behind	Laptime	NO	Behind	Laptime	NO	Behind	Laptime	NO	Behind	Laptime
272		2:30.972	272		2:27.804	272		2:28.147	272		2:27.481	272		2:29.132	272		2:27.630
11	1.111	2:32.083	11	1.875	2:28.568	11	2.199	2:28.471	11	2.658	2:27.940	11	1.691	2:28.165	49	1 LAP	2:54.021
91	1.312	2:32.284	91	2.071	2:28.563	91	2.440	2:28.516	91	3.477	2:28.518	91	3.211	2:28.866	11	1.924	2:27.863
33	2.467	2:33.439	33	3.397	2:28.734	33	4.771	2:29.521	33	5.699	2:28.409	33	5.039	2:28.472	91	3.640	2:28.059
32	3.394	2:34.366	32	4.794	2:29.204	32	5.541	2:28.894	32	6.670	2:28.610	32	7.241	2:29.703	33	4.495	2:27.086
8	4.000	2:34.972	5	7.009	2:30.553	5	7.728	2:28.866	5	9.554	2:29.307	5	9.623	2:29.201	5	10.960	2:28.967
5	4.260	2:35.232	23	7.956	2:31.221	23	9.474	2:29.665	23	11.906	2:29.913	23	13.048	2:30.274	32	11.464	2:31.853
23	4.539	2:35.511	8	9.377	2:33.181	8	12.178	2:30.948	8	15.996	2:31.299	8	17.793	2:30.929	23	15.678	2:30.260
14	7.689	2:38.661	14	13.788	2:33.903	14	20.435	2:34.794	14	26.985	2:34.031	47	1 LAP	3:10.314	8	21.131	2:30.968
2	9.164	2:40.136	2	15.508	2:34.148	2	21.339	2:33.978	2	28.470	2:34.612	31	1 LAP	3:17.863	14	40.769	2:36.274
111	9.535	2:40.507	111	17.945	2:36.214	111	26.082	2:36.284	111	34.780	2:36.179	39	1 LAP	3:06.997	2	40.910	2:35.313
3	10.939	2:41.911	3	19.625	2:36.490	115	29.803	2:37.908	3	42.260	2:39.344	14	32.125	2:34.272	111	51.514	2:37.680
115	12.206	2:43.178	115	20.042	2:35.640	3	30.397	2:38.919	34	42.349	2:39.223	2	33.227	2:33.889	39	1 LAP	3:05.032
25	12.617	2:43.589	25	22.086	2:37.273	34	30.607	2:36.141	115	42.491	2:40.169	111	41.464	2:35.816	25	1:04.365	2:39.696
42	13.136	2:44.108	34	22.613	2:36.297	25	31.254	2:37.315	25	42.662	2:38.889	25	52.299	2:38.769	47	1 LAP	3:13.716
46	13.256	2:44.228	42	23.039	2:37.707	42	31.620	2:36.728	42	43.595	2:39.456	42	53.868	2:39.405	42	1:05.809	2:39.571
34	14.120	2:45.092	46	24.699	2:39.247	46	36.207	2:39.655	46	49.114	2:40.388	3	55.312	2:42.184	115	1:06.544	2:38.508
99	16.709	2:47.681	29	30.452	2:41.091	29	40.092	2:37.787	10	49.704	2:36.008	115	55.666	2:42.307	3	1:07.076	2:39.394
29	17.165	2:48.137	30	31.206	2:41.501	10	41.177	2:36.826	29	50.474	2:37.863	10	56.503	2:35.931	10	1:07.306	2:38.433
30	17.509	2:48.481	40	31.939	2:40.727	30	43.353	2:40.294	40	57.945	2:40.188	29	59.272	2:37.930	29	1:09.942	2:38.300
35	18.389	2:49.361	10	32.498	2:39.290	40	45.238	2:41.446	30	59.104	2:43.232	46	1:02.040	2:42.058	34	1:12.399	2:35.756
40	19.016	2:49.988	15	33.758	2:41.214	15	46.066	2:40.455	15	59.853	2:41.268	34	1:04.273	2:51.056	31	1 LAP	3:15.670
15	20.348	2:51.320	18	37.049	2:41.868	18	49.966	2:41.064	18	1:03.096	2:40.611	40	1:08.153	2:39.340	46	1:16.406	2:41.996
10	21.012	2:51.984	221	41.263	2:44.821	221	55.693	2:42.577	125	1:10.334	2:39.116	30	1:10.094	2:40.122	40	1:20.275	2:39.752
18	22.985	2:53.957	99	41.613	2:52.708	27	57.024	2:43.055	221	1:11.138	2:42.926	15	1:11.128	2:40.407	30	1:20.898	2:38.434
122	23.462	2:54.434	27	42.116	2:44.976	125	58.699	2:40.574	12	1:12.872	2:40.741	18	1:14.690	2:40.726	15	1:21.968	2:38.470
4	23.849	2:54.821	122	42.299	2:46.641	12	59.612	2:41.989	27	1:13.435	2:43.892	125	1:20.850	2:39.648	18	1:28.806	2:41.746
221	24.246	2:55.218	12	45.770	2:45.621	122	1:00.282	2:46.130	122	1:16.577	2:43.776	221	1:24.243	2:42.237	125	1:32.065	2:38.845
27	24.944	2:55.916	125	46.272	2:41.850	28	1:07.664	2:46.835	139	1:25.418	2:45.097	27	1:24.857	2:40.554	27	1:38.668	2:41.441
19	26.619	2:57.591	28	48.976	2:49.035	139	1:07.802	2:46.192	28	1:26.754	2:46.571	12	1:26.271	2:42.531	12	1:39.315	2:40.674
28	27.745	2:58.717	19	49.287	2:50.472	19	1:08.178	2:47.038	141	1:27.069	2:45.870	122	1:31.025	2:43.580	221	1:39.826	2:43.213
12	27.953	2:58.925	139	49.757	2:47.373	141	1:08.680	2:46.621	19	1:27.203	2:46.506	139	1:37.932	2:41.646	122	1:48.098	2:44.703
90	29.104	3:00.076	141	50.206	2:47.900	24	1:09.699	2:47.245	24	1:28.543	2:46.325	28	1:45.413	2:47.791	139	1:52.234	2:41.932
24	29.650	3:00.622	24	50.601	2:48.755	90	1:13.610	2:48.832	90	1:33.351	2:47.222	19	1:45.662	2:47.591	28	2:05.705	2:47.922
141	30.110	3:01.082	90	52.925	2:51.625	26	1:17.434	2:51.195	26	1:40.316	2:50.363	141	1:45.672	2:47.735	19	2:05.928	2:47.896
139	30.188	3:01.160	26	54.386	2:50.838	37	1:23.627	2:51.733	37	1:49.762	2:53.616	24	1:46.336	2:46.925	141	2:06.373	2:48.331
26	31.352	3:02.324	37	1:00.041	2:52.188	99	1:26.364	3:12.898	118	1:59.166	2:56.442	90	1:50.255	2:46.036	24	2:07.539	2:48.833
125	32.226	3:03.198	118	1:03.715	2:56.622	118	1:30.205	2:54.637	45	2:00.049	2:56.526	26	2:01.004	2:49.820	90	2:08.591	2:45.966
118	34.897	3:05.869	45	1:04.891	2:55.847	45	1:31.004	2:54.260	7	2:00.529	2:56.524	37	2:11.277	2:50.647	26	2:23.558	2:50.184
37	35.657	3:06.629	7	1:05.311	2:55.643	7	1:31.486	2:54.322	49	2:03.887	2:57.200	118	2:24.979	2:54.945			
49	36.204	3:07.176	49	1:05.908	2:57.508	49	1:34.168	2:56.407				45	2:25.452	2:54.535			
45	36.848	3:07.820	47	1:22.199	3:06.956	31	2:03.816	3:07.619				7	2:25.985	2:54.588			
7	37.472	3:08.444	31	1:24.344	3:06.340	47	2:05.642	3:11.590									
47	43.047	3:14.019	39	1:34.869	3:10.567	39	2:16.148	3:09.426									
31	45.808	3:16.780															
39	52.106	3:23.078															

Session Start: 12:12:51 - Finish: 12:35:06
Weather/Track Conditions: Overcast / Dry
Circuit: Silverstone Historic Grand Prix
Track Length: 5.857 Km - 3.6394 miles
Printed: 22-07-2018 - 12:43

MST
Results: www.mstworld.com. Live Timing: https://livetiming.getraceresults.com/mst. Email: timing@mstworld.com

Silverstone Classic - 20 - 22 Jul 2018

John Surtees Trophy For Historic Formula Junior Period E

Race 15 - Lap Chart

Lap 7			Lap 8			Lap 9		
NO	Behind	Laptime	NO	Behind	Laptime	NO	Behind	Laptime
272		2:28.928	272		2:27.094	272		2:28.989
11	0.534	2:27.538	11	0.638	2:27.198	11	0.838	2:29.189
33	4.782	2:29.215	33	6.031	2:28.343	31	2 LAPS	3:04.761
91	5.097	2:30.385	91	6.748	2:28.745	33	6.383	2:29.341
37	1 LAP	2:51.823	5	13.381	2:28.834	91	6.807	2:29.048
5	11.641	2:29.609	26	1 LAP	2:51.057	141	1 LAP	2:44.561
32	16.333	2:33.797	23	21.199	2:30.641	5	13.956	2:29.564
23	17.652	2:30.902	32	24.523	2:35.284	19	1 LAP	2:47.182
8	24.670	2:32.467	46	1 LAP	4:06.375	24	1 LAP	2:47.033
118	1 LAP	2:56.306	37	1 LAP	2:49.479	90	1 LAP	2:47.505
7	1 LAP	2:56.176	8	29.391	2:31.815	23	23.062	2:30.852
49	1 LAP	2:57.094	7	1 LAP	2:52.818	32	28.981	2:33.447
2	47.870	2:35.888	118	1 LAP	2:54.169	8	31.484	2:31.082
14	48.389	2:36.548	49	1 LAP	2:52.226	26	1 LAP	2:49.233
111	58.918	2:36.332	14	54.672	2:33.377	37	1 LAP	3:04.732
25	1:14.628	2:39.191	2	55.056	2:34.280	14	1:04.956	2:39.273
10	1:15.707	2:37.329	111	1:07.760	2:35.936	2	1:05.272	2:39.205
42	1:17.154	2:40.273	25	1:25.146	2:37.612	111	1:17.370	2:38.599
115	1:17.579	2:39.963	10	1:25.633	2:37.020	7	1 LAP	2:55.159
3	1:18.092	2:39.944	42	1:28.191	2:38.131	118	1 LAP	2:57.798
29	1:18.970	2:37.956	115	1:28.386	2:37.901	49	1 LAP	2:56.496
34	1:20.404	2:36.933	3	1:29.050	2:38.052	10	1:34.229	2:37.585
40	1:30.905	2:39.558	34	1:29.516	2:36.206	25	1:35.200	2:39.043
30	1:31.408	2:39.438	29	1:30.454	2:38.578	3	1:37.112	2:37.051
15	1:33.430	2:40.390	40	1:43.290	2:39.479	115	1:38.717	2:39.320
39	1 LAP	3:04.581	30	1:43.804	2:39.490	42	1:39.357	2:40.155
125	1:42.995	2:39.858	15	1:46.414	2:40.078	34	1:39.901	2:39.374
18	1:43.673	2:43.795	125	1:56.534	2:40.633	29	1:41.837	2:40.372
47	1 LAP	3:10.296	18	1:58.070	2:41.491	40	1:53.560	2:39.259
27	1:51.324	2:41.584	221	2:05.973	2:40.726	30	1:54.042	2:39.227
221	1:52.341	2:41.443	27	2:07.018	2:42.788	15	2:02.269	2:44.844
12	1:53.414	2:43.027	12	2:07.819	2:41.499	125	2:07.335	2:39.790
31	1 LAP	3:12.370	39	1 LAP	3:03.341	18	2:10.603	2:41.522
139	2:05.408	2:42.102	139	2:21.744	2:43.430	221	2:17.818	2:40.834
122	2:05.882	2:46.712	122	2:22.343	2:43.555	27	2:18.694	2:40.665
28	2:23.257	2:46.480	47	1 LAP	3:06.242	12	2:19.757	2:40.927
19	2:23.784	2:46.784				139	2:35.568	2:42.813
141	2:24.510	2:47.065				122	2:37.657	2:44.303
24	2:25.140	2:46.529				39	1 LAP	2:59.770
90	2:26.179	2:46.516						

Session Start: 12:12:51 - Finish: 12:35:06
Weather/Track Conditions: Overcast / Dry
Circuit: Silverstone Historic Grand Prix
Track Length: 5.857 Km - 3.6394 miles
Printed: 22-07-2018 - 12:43

MST
Results: www.mstworld.com. Live Timing: https://livetiming.getraceresults.com/mst. Email: timing@mstworld.com

Results Booklet

SilverstoneClassic

20/21/22 JULY 2018

Timing & Results by MST SYSTEMS Ltd.
www.mstworld.com

© MST SYSTEMS Ltd 2018
The Haysfield, Spring Lane North, Malvern WR14 1GF
t: +44 (0) 1684 560614 e: timing@mstworld.com

HSCC

SilverstoneClassic
20/21/22 JULY 2018

Silverstone Historic Grand Prix Circuit

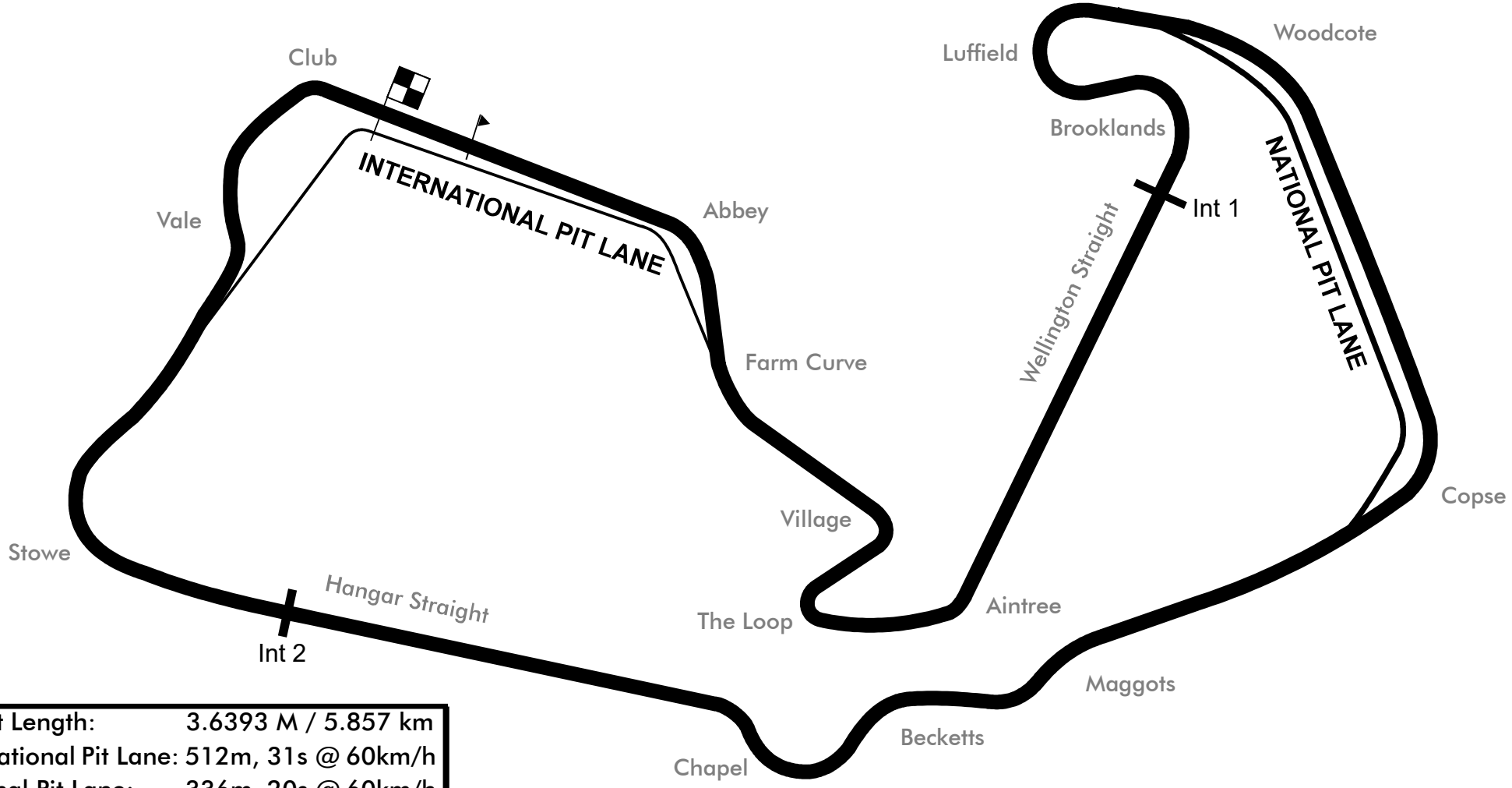

Circuit Length:	3.6393 M / 5.857 km
International Pit Lane:	512m, 31s @ 60km/h
National Pit Lane:	336m, 20s @ 60km/h
Intermediate 1:	1.757 km
Intermediate 2:	4.760 km
Start line offset:	132.3 m

MST

Silverstone Classic - 20 - 22 Jul 2018

Royal Automobile Club Tourist Trophy For Historic Cars (Pre '63 GT)

Qualifying for Race 2 - Classification

Sheet No:

POS	NO	DRIVER/S	CLASS	CLASS POS	CAR MAKE / MODEL	TIME	ON	LAPS	GAP	DIFF	MPH
1	67	Sandy Watson-Martin O'Connell	D	1	Jaguar E-type	2:31.640	3	4			86.40
2	65	Martin Hunt-Patrick Blakeney-Edwards	D	2	AC Cobra	2:31.864	4	7	0.224	0.224	86.27
3	73	James Cottingham-Harvey Stanley	D	3	Jaguar E-type	2:32.840	4	10	1.200	0.976	85.72
4	43	Gregor Fisken-Sam Hancock	D	4	Jaguar E-type	2:35.454	3	9	3.814	2.614	84.28
5	21	Christiaen van Lanschot-Jeremy Welch	C	1	Austin Healey 3000	2:35.709	2	9	4.069	0.255	84.14
6	177	John Davison	A	1	Lotus Elite	2:36.403	6	7	4.763	0.694	83.77
7	133	Alex Bell-Julian Thomas	C	2	Austin Healey 3000	2:37.481	2	9	5.841	1.078	83.20
8	28	Michael Gans	A	2	Lotus Elite	2:37.729	9	10	6.089	0.248	83.06
9	8	John Clark-Julian Bronson	D	5	Jaguar E-type FHC	2:38.132	5	6	6.492	0.403	82.85
10	10	Peter Stöhrmann jr.-Peter Stöhrmann	A	3	Lotus Elite S1	2:38.488	4	5	6.848	0.356	82.67
11	82	Bob Binfield	D	6	Jaguar E-type	2:38.685	9	9	7.045	0.197	82.56
12	3	David Clark-Roger Wills	A	4	Lotus Elite	2:39.712	7	8	8.072	1.027	82.03
13	78	Marc Gordon-Nick Finburgh	A	5	Lotus Elite	2:40.038	3	9	8.398	0.326	81.87
14	4	Theo Hunt-Mike Grant-Peterkin	C	3	Austin Healey 3000	2:40.135	9	9	8.495	0.097	81.82
15	207	Crispin Harris-James Wilmoth	C	4	Austin Healey 3000 Mk1	2:40.627	8	9	8.987	0.492	81.57
16	22	George Miller-Les Goble	INV	1	Aston Martin DB4	2:40.880	7	9	9.240	0.253	81.44
17	32	Brian Lambert-Uwe Markovac	A	6	Ginetta G4	2:41.739	3	9	10.099	0.859	81.01
18	33	Ben Cussons-Jeremy Vaughan	INV	2	Jaguar E-type	2:41.991	3	9	10.351	0.252	80.88
19	44	Gareth Burnett-John Ruston	B	1	Porsche 356 Coupe GT	2:43.332	3	3	11.692	1.341	80.22
20	42	Michael Birch-Gareth Burnett	A	7	Lotus Elite S2	2:43.482	8	8	11.842	0.150	80.14
21	83	Gideon Hudson-Josh Sadler	A	8	Lotus Elite	2:44.180	3	9	12.540	0.698	79.80
22	66	Niall McFadden	D	7	Jaguar E-type	2:44.243	4	8	12.603	0.063	79.77
23	600	Sam Tordoff	B	2	Porsche 356 Pre-A	2:45.075	4	7	13.435	0.832	79.37
24	74	Mike Wrigley-Paul Pochciol	D	8	Jaguar E-type	2:45.839	8	8	14.199	0.764	79.00
25	68	Simon Drabble-Alexander Drabble	C	5	Reliant Sabre Six	2:46.783	8	8	15.143	0.944	78.56
26	77	Ken Prichard Jones-Nick Crewsden	INV	3	Turner Mark III	2:46.919	6	8	15.279	0.136	78.49
27	119	Richard Hudson-Clive Morley	C	6	Austin Healey 3000	2:48.274	8	8	16.634	1.355	77.86
28	14	Paul Garside	A	9	Lotus Elite	2:48.740	8	9	17.100	0.466	77.64
29	97	Oliver Stirling	A	10	Lotus Elite	2:50.124	3	6	18.484	1.384	77.01
30	23	Barry Wood-Tony Wood	D	9	Jaguar E-type	2:51.450	7	7	19.810	1.326	76.42
31	20	Michael O'Shea-David Hall	D	10	Jaguar E-type	2:52.488	7	8	20.848	1.038	75.96
32	41	Andrew Lawley-Tom Smith	INV	4	Alfa Romeo Giulietta	2:53.209	5	7	21.569	0.721	75.64
33	29	Nicholas James	INV	5	Ogle SX1000	2:53.731	3	5	22.091	0.522	75.41
34	99	Simon Gurney-Mark Shears	B	3	Morgan Plus 4 Supersport	2:54.949	8	8	23.309	1.218	74.89
35	101	Robert Barrie	A	11	Alfa Romeo Giulietta SV	2:58.640	6	9	27.000	3.691	73.34
36	17	Julian Balme-James Mitchell	B	4	Triumph TR4	3:02.506	7	8	30.866	3.866	71.79
37	149	Chris Woodgate-Martin Greaves	C	7	Aston Martin DB MkIII	3:12.103	4	5	40.463	9.597	68.20
38	11	Christopher Clegg-Charles Clegg	INV	6	Austin Healey Sebring Sprite	3:25.273	2	4	53.633	13.170	63.83

Cars 20, 67 & 177 require working transponders - Regulation Q.12.2.1 refers.
A 30 second penalty will be applied if not working in the race.

Session Start: 10:11:12 - Finish: 10:38:13
Weather/Track Conditions: Bright / Dry
Circuit: Silverstone Historic Grand Prix
Track Length: 5.857 Km - 3.6394 miles

These results are provisional until the conclusion of any judicial and technical matters.

Clerk of the Course:	Timekeeper:	Issued at:
Julian Floyd	Nick Palmer	

Printed: 20-07-2018 - 10:43

Silverstone Classic - 20 - 22 Jul 2018

Royal Automobile Club Tourist Trophy For Historic Cars (Pre '63 GT)

Qualifying for Race 2 - Sector Analysis

3 Clark / Wills (A) — Lotus Elite

lap	Sect-1	Speed	Sect-2	Speed	Sect-3	Speed	Laptime	Pit	lap	Sect-1	Speed	Sect-2	Speed	Sect-3	Speed	Laptime	Pit
1	53.313	102.3	1:23.112	110.9	30.664	80.6	2:47.089		5	51.114	101.1	1:20.807	112.6	29.574	82.8	2:41.495	
2	50.917	102.3	1:21.773	111.7	30.062	82.8	2:42.752		6	51.416	102.0	1:20.273	111.8	29.161	83.0	2:40.850	
3	51.593	102.0	1:22.307	112.8	30.345	81.6	2:44.245		7	50.912	102.8	1:19.710	112.0	29.090	82.8	2:39.712	
4	51.929	100.5	4:10.113	109.3	30.474	82.4	5:32.516	P	8	53.432	100.8	1:22.197	111.1	30.191	83.3	2:45.820	

4 Hunt / Grant-Peterkin (C) — Austin Healey 3000

lap	Sect-1	Speed	Sect-2	Speed	Sect-3	Speed	Laptime	Pit	lap	Sect-1	Speed	Sect-2	Speed	Sect-3	Speed	Laptime	Pit
1	51.155	102.3	1:21.130	120.9	30.216	81.9	2:42.501		6	49.799	110.7	1:21.432	122.9	30.500	85.1	2:41.731	
2	49.913	106.5	1:20.629	120.5	30.230	82.1	2:40.772		7	50.717	112.6	1:20.482	123.6	30.537	84.2	2:41.736	
3	50.013	108.8	1:20.625	120.7	29.760	81.5	2:40.398		8	49.958	113.0	1:20.059	123.8	30.569	81.0	2:40.586	
4	53.008	96.6	2:34.242	122.9	31.045	77.6	3:58.295	P	9	49.805	113.9	1:20.215	123.8	30.115	85.6	2:40.135	
5	50.930	108.4	1:21.494	123.4	30.017	85.8	2:42.441		10								

8 Clark / Bronson (D) — Jaguar E-type FHC

lap	Sect-1	Speed	Sect-2	Speed	Sect-3	Speed	Laptime	Pit	lap	Sect-1	Speed	Sect-2	Speed	Sect-3	Speed	Laptime	Pit
1	52.446	110.4	1:22.658	123.8	32.664	81.4	2:47.768		4	50.912	116.5	1:21.051	126.6	30.489	83.9	2:42.452	
2	51.692	104.0	1:21.045	126.9	31.066	82.6	2:43.803		5	49.060	104.9	1:18.922	123.8	30.150	86.0	2:38.132	
3	50.121	109.8	2:47.999	123.8	32.609	76.3	4:10.729	P	6	49.461	115.1	1:19.355	123.6	30.731	80.1	2:39.547	

10 Stöhrmann jr. / Stöhrmann (A) — Lotus Elite S1

lap	Sect-1	Speed	Sect-2	Speed	Sect-3	Speed	Laptime	Pit	lap	Sect-1	Speed	Sect-2	Speed	Sect-3	Speed	Laptime	Pit
1	1:36.544	105.0	1:22.063	117.1	29.972	82.7	3:28.579		4	49.883	107.2	1:18.930	117.3	29.675	83.8	2:38.488	
2	50.257	103.2	1:22.396	116.9	30.127	80.9	2:42.780		5	50.785	106.2	1:28.392	84.5	43.040	57.5	3:02.217	
3	49.685	109.1	1:20.959	117.5	29.499	83.6	2:40.143		6								

11 Clegg / Clegg (INV) — Austin Healey Sebring Sprite

lap	Sect-1	Speed	Sect-2	Speed	Sect-3	Speed	Laptime	Pit	lap	Sect-1	Speed	Sect-2	Speed	Sect-3	Speed	Laptime	Pit
1	1:08.569	76.2	1:40.354	99.0	38.533	65.8	3:27.456		3	1:04.001	78.5	1:44.560	94.3	39.621	64.4	3:28.182	
2	1:03.972	80.5	1:41.371	92.7	39.930	66.8	3:25.273		4	1:03.284	85.3	3:28.634	96.1	35.733	71.8	5:07.651	P

14 Paul Garside (A) — Lotus Elite

lap	Sect-1	Speed	Sect-2	Speed	Sect-3	Speed	Laptime	Pit	lap	Sect-1	Speed	Sect-2	Speed	Sect-3	Speed	Laptime	Pit
1	58.771	84.7	1:31.024	104.4	35.190	73.8	3:04.985		6	55.654	101.8	1:24.380	110.7	33.006	76.0	2:53.040	
2	56.722	91.7	1:28.149	107.5	33.160	73.8	2:58.031		7	53.833	101.7	1:24.743	105.4	31.780	77.9	2:50.356	
3	54.891	100.3	1:27.693	112.8	33.640	71.2	2:56.224		8	53.379	101.8	1:24.080	111.3	31.281	78.3	2:48.740	
4	56.213	99.4	1:26.375	111.8	31.945	76.8	2:54.533		9	54.509	99.9	1:25.182	110.7	32.325	76.6	2:52.016	
5	54.875	91.9	1:24.900	111.7	31.991	76.1	2:51.766		10								

17 Balme / Mitchell (B) — Triumph TR4

lap	Sect-1	Speed	Sect-2	Speed	Sect-3	Speed	Laptime	Pit	lap	Sect-1	Speed	Sect-2	Speed	Sect-3	Speed	Laptime	Pit
1	1:01.057	80.7	1:34.855	96.3	34.398	74.0	3:10.310		5	59.977	86.6	1:34.554	86.0	37.591	71.8	3:12.122	
2	56.717	87.6	1:32.829	96.7	33.911	70.9	3:03.457		6	59.140	80.2	1:33.604	97.8	36.297	72.5	3:09.041	
3	57.525	83.7	3:33.099	95.9	36.555	69.5	5:07.179	P	7	57.477	92.9	1:30.072	99.7	34.957	73.9	3:02.506	
4	58.921	86.3	1:35.672	86.0	36.460	70.8	3:11.053		8	56.474	91.1	1:31.687	99.0	35.508	72.5	3:03.669	

20 O'Shea / Hall (D) — Jaguar E-type

lap	Sect-1	Speed	Sect-2	Speed	Sect-3	Speed	Laptime	Pit	lap	Sect-1	Speed	Sect-2	Speed	Sect-3	Speed	Laptime	Pit
1							2:58.733		5							2:54.163	
2							2:56.739		6							2:52.552	
3							2:55.197		7							2:52.488	
4							4:17.570		8							2:53.561	

21 van Lanschot / Welch (C) — Austin Healey 3000

lap	Sect-1	Speed	Sect-2	Speed	Sect-3	Speed	Laptime	Pit	lap	Sect-1	Speed	Sect-2	Speed	Sect-3	Speed	Laptime	Pit
1	49.468	108.6	1:21.601	122.9	29.197	85.7	2:40.266		6	51.077	113.2	1:23.271	125.0	31.684	80.0	2:46.032	
2	48.547	111.5	1:18.158	124.5	29.004	83.5	2:35.709		7	51.235	112.4	1:21.686	125.4	31.355	81.4	2:44.276	
3	48.924	115.1	1:18.637	124.7	30.264	73.7	2:37.825		8	51.610	113.7	1:21.858	125.4	31.059	83.6	2:44.527	
4	50.098	106.7	2:39.442	113.6	36.060	72.6	4:05.600	P	9	51.796	112.2	1:21.908	125.9	30.532	83.7	2:44.236	
5	56.548	98.8	1:24.298	117.5	32.397	83.2	2:53.243		10								

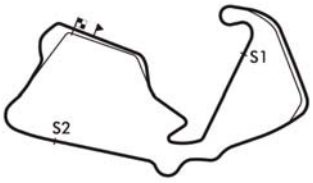

Session Start: 10:11:12 - Finish: 10:38:13
Weather/Track Conditions: Bright / Dry
Circuit: Silverstone Historic Grand Prix
Track Length: 5.857 Km - 3.6394 miles
Printed: 20-07-2018 - 10:50

MST
Results: www.mstworld.com. Live Timing: https://livetiming.getraceresults.com/mst. Email: timing@mstworld.com

Silverstone Classic - 20 - 22 Jul 2018

Royal Automobile Club Tourist Trophy For Historic Cars (Pre '63 GT)

Qualifying for Race 2 - Sector Analysis

22 Miller / Goble (INV) — Aston Martin DB4

lap	Sect-1	Speed	Sect-2	Speed	Sect-3	Speed	Laptime	Pit
1	57.704	92.8	1:33.631	110.9	35.871	70.1	3:07.206	
2	56.239	100.3	1:29.715	117.1	34.731	71.3	3:00.685	
3	56.340	94.5	1:29.247	118.4	34.929	76.5	3:00.516	
4	55.705	94.1	2:53.100	117.9	32.989	80.6	4:21.794	P
5	51.087	105.8	1:20.930	128.3	31.608	80.4	2:43.625	
6	51.650	108.1	1:19.893	125.4	31.956	81.7	2:43.499	
7	50.117	105.7	1:19.814	130.3	30.949	81.3	2:40.880	
8	49.573	113.0	1:20.699	133.7	31.080	84.4	2:41.352	
9	49.538	112.2	1:20.563	126.9	31.188	82.6	2:41.289	
10								

23 Wood / Wood (D) — Jaguar E-type

lap	Sect-1	Speed	Sect-2	Speed	Sect-3	Speed	Laptime	Pit
1	49.735	111.8	1:20.831	124.5	48.078	41.3	2:58.644	
2	1:40.635	46.6	5:05.646	99.1	37.323	73.5	7:23.604	P
3	58.258	84.5	1:30.818	110.0	34.953	77.0	3:04.029	
4	55.370	89.1	1:28.348	112.6	36.079	76.1	2:59.797	
5	57.347	89.0	1:26.359	112.0	33.693	79.9	2:57.399	
6	54.088	95.9	1:27.983	100.0	33.991	79.3	2:56.062	
7	53.660	99.6	1:24.892	120.9	32.898	74.2	2:51.450	
8								

28 Michael Gans (A) — Lotus Elite

lap	Sect-1	Speed	Sect-2	Speed	Sect-3	Speed	Laptime	Pit
1	50.624	102.8	1:20.224	113.2	29.409	82.4	2:40.257	
2	50.711	103.9	1:20.147	115.1	29.554	81.1	2:40.412	
3	50.349	105.0	1:19.711	114.9	29.142	81.6	2:39.202	
4	50.489	103.9	1:20.163	112.2	28.927	81.8	2:39.579	
5	49.953	104.7	1:20.200	113.2	29.242	82.2	2:39.395	
6	50.086	104.5	1:19.329	113.6	29.519	81.6	2:38.934	
7	50.118	103.9	1:19.209	113.7	30.077	82.7	2:39.404	
8	50.404	103.4	1:21.410	112.4	29.090	78.7	2:40.904	
9	50.003	105.4	1:18.783	115.3	28.943	83.1	2:37.729	
10	49.372	105.5	1:20.439	113.4	29.208	82.6	2:39.019	

29 Nicholas James (INV) — Ogle SX1000

lap	Sect-1	Speed	Sect-2	Speed	Sect-3	Speed	Laptime	Pit
1	54.662	95.7	1:26.356	106.4	32.928	75.4	2:53.946	
2	55.255	98.0	1:25.917	98.7	32.847	75.1	2:54.019	
3	54.226	96.3	1:26.496	105.0	33.009	75.1	2:53.731	
4	54.390	97.4	1:27.495	106.0	32.230	77.0	2:54.115	
5	53.634	98.8	1:28.795	103.2	32.634	76.3	2:55.063	
6								

32 Lambert / Markovac (A) — Ginetta G4

lap	Sect-1	Speed	Sect-2	Speed	Sect-3	Speed	Laptime	Pit
1	53.815	94.1	1:23.517	112.6	31.701	82.0	2:49.033	
2	50.999	103.2	1:20.854	113.2	30.677	81.7	2:42.530	
3	50.078	104.0	1:21.186	112.4	30.475	82.6	2:41.739	
4	50.399	103.1	2:56.546	98.7	34.418	74.7	4:21.363	P
5	54.401	99.9	1:26.861	110.2	33.744	75.1	2:55.006	
6	57.564	92.4	1:25.627	103.2	33.322	79.1	2:56.513	
7	55.295	97.7	1:25.136	106.7	33.442	77.3	2:53.873	
8	54.886	98.3	1:30.428	107.2	34.493	74.9	2:59.807	
9	56.267	101.8	1:29.457	95.2	36.250	73.3	3:01.974	
10								

33 Cussons / Vaughan (INV) — Jaguar E-type

lap	Sect-1	Speed	Sect-2	Speed	Sect-3	Speed	Laptime	Pit
1	51.914	108.9	1:23.201	125.0	32.031	83.2	2:47.146	
2	51.185	108.1	1:20.704	125.7	30.639	78.8	2:42.528	
3	50.639	113.7	1:20.428	121.4	30.924	80.6	2:41.991	
4	50.846	105.5	1:19.876	125.2	31.281	76.4	2:42.003	
5	51.488	98.3	2:27.621	113.9	36.254	68.6	3:55.363	P
6	56.129	88.2	1:26.949	122.5	34.468	76.3	2:57.546	
7	53.218	103.4	1:26.392	123.1	35.269	75.9	2:54.879	
8	54.207	93.5	1:25.365	122.0	35.163	77.9	2:54.735	
9	52.718	97.5	1:24.552	125.7	33.974	77.4	2:51.244	
10								

41 Lawley / Smith (INV) — Alfa Romeo Giulietta

lap	Sect-1	Speed	Sect-2	Speed	Sect-3	Speed	Laptime	Pit
1	58.257	89.2	1:30.400	98.1	33.339	73.6	3:01.996	
2	54.414	91.1	1:28.684	100.0	31.924	74.2	2:55.022	
3	55.647	92.1	1:28.799	99.3	31.747	74.2	2:56.193	
4	54.505	91.6	1:27.447	98.7	31.709	73.9	2:53.661	
5	54.290	90.2	1:27.232	101.4	31.687	74.1	2:53.209	
6	54.276	86.0	2:30.307	100.2	33.821	73.7	3:58.404	P
7	56.632	94.8	1:27.799	100.3	33.318	75.1	2:57.749	
8								

42 Birch / Burnett (A) — Lotus Elite S2

lap	Sect-1	Speed	Sect-2	Speed	Sect-3	Speed	Laptime	Pit
1	58.007	86.1	1:29.591	107.0	34.024	73.9	3:01.622	
2	57.246	95.5	1:28.227	107.4	31.863	78.6	2:57.336	
3	53.273	98.3	1:28.503	102.9	33.128	72.5	2:54.904	
4	54.134	97.8	1:24.876	107.5	31.008	80.6	2:50.018	
5	53.228	97.5	1:24.154	106.7	30.340	81.1	2:47.722	
6	52.451	98.5	2:57.451	107.9	30.545	80.0	4:20.447	P
7	52.158	99.7	1:23.355	108.8	30.088	81.5	2:45.601	
8	51.228	100.8	1:22.621	109.7	29.633	81.8	2:43.482	

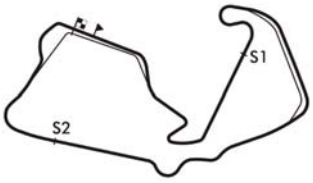

Session Start: 10:11:12 - Finish: 10:38:13
Weather/Track Conditions: Bright / Dry
Circuit: Silverstone Historic Grand Prix
Track Length: 5.857 Km - 3.6394 miles
Printed: 20-07-2018 - 10:50

MST
Results: www.mstworld.com. Live Timing: https://livetiming.getraceresults.com/mst. Email: timing@mstworld.com

Silverstone Classic - 20 - 22 Jul 2018

Royal Automobile Club Tourist Trophy For Historic Cars (Pre '63 GT)

Qualifying for Race 2 - Sector Analysis

43 Fisken / Hancock (D) — Jaguar E-type

lap	Sect-1	Speed	Sect-2	Speed	Sect-3	Speed	Laptime	Pit
1	52.182	109.3	1:19.787	127.1	30.222	82.0	2:42.191	
2	51.106	113.4	1:18.164	127.6	29.527	86.6	2:38.797	
3	48.523	113.7	1:17.671	127.6	29.260	86.0	2:35.454	
4	48.909	115.3	1:18.445	127.8	30.176	84.2	2:37.530	
5	50.992	114.7	2:30.062	91.8	43.512	75.7	4:04.566	P
6	49.502	115.1	1:18.512	126.4	29.627	85.1	2:37.641	
7	49.595	114.9	1:18.081	126.1	29.561	85.3	2:37.237	
8	48.390	114.9	1:17.997	126.9	29.180	85.1	2:35.567	
9	49.306	105.2	1:33.003	67.4	40.588	84.1	3:02.897	
10								

44 Burnett / Ruston (B) — Porsche 356 Coupe GT

lap	Sect-1	Speed	Sect-2	Speed	Sect-3	Speed	Laptime	Pit
1	53.243	108.9	1:22.820	116.3	30.960	81.0	2:47.023	
2	51.533	110.0	1:22.257	117.7	30.649	81.8	2:44.439	
3	50.764	107.5	1:21.942	117.3	30.626	81.0	2:43.332	
4								

65 Hunt / Blakeney-Edwards (D) — AC Cobra

lap	Sect-1	Speed	Sect-2	Speed	Sect-3	Speed	Laptime	Pit
1	48.853	105.0	1:17.088	137.2	29.791	86.4	2:35.732	
2	47.041	107.4	1:16.960	136.7	29.356	88.0	2:33.357	
3	46.886	112.6	5:13.362	116.9	30.141	88.9	6:30.389	P
4	46.794	116.1	1:15.489	137.0	29.581	88.9	2:31.864	
5	46.842	116.3	1:17.062	123.4	30.695	89.0	2:34.599	
6	48.440	115.3	1:17.518	132.4	31.417	88.8	2:37.375	
7	46.863	123.1	1:15.668	139.8	31.183	86.5	2:33.714	
8								

66 Niall McFadden (D) — Jaguar E-type

lap	Sect-1	Speed	Sect-2	Speed	Sect-3	Speed	Laptime	Pit
1	57.431	99.0	1:23.652	124.7	32.966	80.1	2:54.049	
2	52.941	97.1	1:24.280	124.3	31.421	79.9	2:48.642	
3	51.440	111.7	1:21.681	126.6	31.239	81.9	2:44.360	
4	52.031	113.0	1:21.294	124.5	30.918	81.5	2:44.243	
5	51.078	112.8	1:24.294	126.1	30.996	81.1	2:46.368	
6	50.601	111.3	2:49.083	125.0	31.865	79.4	4:11.549	P
7	50.981	113.2	1:22.302	125.9	31.759	79.6	2:45.042	
8	52.345	105.7	1:22.176	125.9	31.121	80.6	2:45.642	

67 Watson / O'Connell (D) — Jaguar E-type

lap	Sect-1	Speed	Sect-2	Speed	Sect-3	Speed	Laptime	Pit
1							2:32.678	
2							2:32.198	
3							2:31.640	
4							2:36.543	

68 Drabble / Drabble (C) — Reliant Sabre Six

lap	Sect-1	Speed	Sect-2	Speed	Sect-3	Speed	Laptime	Pit
1	54.199	98.8	1:25.342	113.6	32.472	71.5	2:52.013	
2	54.324	99.6	1:24.210	114.7	31.935	74.2	2:50.469	
3	52.473	102.5	1:24.253	113.6	31.951	79.1	2:48.677	
4	53.005	101.8	1:24.438	106.7	32.615	73.4	2:50.058	
5	53.082	101.1	3:38.037	113.9	31.686	72.9	5:02.805	P
6	54.315	99.3	1:23.284	116.1	31.120	76.8	2:48.719	
7	51.881	105.7	1:25.802	114.3	31.290	77.4	2:48.973	
8	52.207	104.2	1:23.532	114.5	31.044	75.3	2:46.783	

73 Cottingham / Stanley (D) — Jaguar E-type

lap	Sect-1	Speed	Sect-2	Speed	Sect-3	Speed	Laptime	Pit
1	48.349	114.7	1:17.593	129.6	29.931	85.2	2:35.873	
2	48.171	115.3	1:16.881	130.6	28.785	86.3	2:33.837	
3	47.461	119.8	1:16.616	129.8	28.930	87.0	2:33.007	
4	47.671	120.1	1:16.249	129.3	28.920	87.7	2:32.840	
5	48.448	102.1	2:25.608	127.3	29.892	86.1	3:43.948	P
6	48.396	117.9	1:19.377	129.1	34.703	87.2	2:42.476	
7	48.169	117.9	1:17.976	129.6	29.357	82.8	2:35.502	
8	48.401	117.9	1:18.090	130.3	30.724	83.5	2:37.215	
9	49.265	119.4	1:18.278	129.3	29.159	85.4	2:36.702	
10	47.964	120.5	1:20.994	126.9	29.633	87.7	2:38.591	

74 Wrigley / Pochciol (D) — Jaguar E-type

lap	Sect-1	Speed	Sect-2	Speed	Sect-3	Speed	Laptime	Pit
1	56.252	93.5	1:29.836	113.2	34.969	78.2	3:01.057	
2	55.657	95.7	1:27.089	112.6	33.208	77.7	2:55.954	
3	54.762	99.3	1:26.634	111.8	33.119	75.4	2:54.515	
4	53.966	99.7	1:26.213	112.6	33.233	77.5	2:53.412	
5	53.564	102.3	4:22.455	106.0	32.660	79.1	5:48.679	P
6	53.369	99.4	1:24.790	107.0	32.044	81.2	2:50.203	
7	51.614	102.5	1:23.365	109.1	31.083	81.3	2:46.062	
8	50.845	102.0	1:23.481	109.1	31.513	79.0	2:45.839	

77 Prichard Jones / Crewsden (INV) — Turner Mark III

lap	Sect-1	Speed	Sect-2	Speed	Sect-3	Speed	Laptime	Pit
1	58.936	80.7	1:30.573	102.6	34.845	75.0	3:04.354	
2	56.918	94.0	1:27.991	110.7	34.129	72.6	2:59.038	
3	54.176	92.1	1:27.924	110.7	34.357	71.5	2:56.457	
4	55.596	92.8	1:26.301	115.7	32.645	74.7	2:54.542	
5	54.976	76.8	3:04.524	106.2	31.648	80.1	4:31.148	P
6	52.886	100.9	1:22.558	114.3	31.475	80.3	2:46.919	
7	52.232	99.9	1:23.597	115.3	31.234	76.7	2:47.063	
8	51.765	102.5	1:24.212	118.8	32.218	82.3	2:48.195	

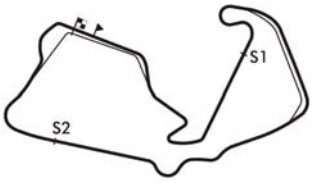

Session Start: 10:11:12 - Finish: 10:38:13
Weather/Track Conditions: Bright / Dry
Circuit: Silverstone Historic Grand Prix
Track Length: 5.857 Km - 3.6394 miles
Printed: 20-07-2018 - 10:50

MST
Results: www.mstworld.com. Live Timing: https://livetiming.getraceresults.com/mst. Email: timing@mstworld.com

Silverstone Classic - 20 - 22 Jul 2018

Royal Automobile Club Tourist Trophy For Historic Cars (Pre '63 GT)

Qualifying for Race 2 - Sector Analysis

78 Gordon / Finburgh (A) — Lotus Elite

lap	Sect-1	Speed	Sect-2	Speed	Sect-3	Speed	Laptime	Pit
1	52.066	101.1	1:21.076	112.4	29.598	83.5	2:42.740	
2	51.455	102.6	1:22.400	114.7	30.238	83.6	2:44.093	
3	50.415	106.0	1:20.244	114.3	29.379	84.0	2:40.038	
4	50.342	104.4	3:27.990	108.6	31.514	77.0	4:49.846	P
5	53.254	103.6	1:23.782	112.8	31.334	79.3	2:48.370	
6	52.997	102.8	1:22.575	113.2	31.153	80.0	2:46.725	
7	51.798	103.7	1:23.079	113.0	30.482	80.6	2:45.359	
8	51.653	104.0	1:22.402	113.9	30.849	78.6	2:44.904	
9	50.816	105.7	1:21.963	113.7	30.323	82.8	2:43.102	
10								

82 Bob Binfield (D) — Jaguar E-type

lap	Sect-1	Speed	Sect-2	Speed	Sect-3	Speed	Laptime	Pit
1	54.869	90.1	1:25.025	114.9	33.021	82.1	2:52.915	
2	53.509	95.2	1:22.332	118.8	32.846	78.3	2:48.687	
3	50.752	104.4	1:21.018	122.7	30.699	85.5	2:42.469	
4	49.958	110.2	1:20.377	125.2	30.113	86.8	2:40.448	
5	52.255	101.8	1:20.551	123.8	31.486	84.3	2:44.292	
6	49.942	109.8	1:19.984	125.4	30.425	85.6	2:40.351	
7	50.073	112.2	1:19.842	126.9	30.448	85.7	2:40.363	
8	49.373	111.3	1:20.059	124.3	30.703	82.3	2:40.135	
9	49.251	113.2	1:19.222	125.7	30.212	84.7	2:38.685	
10								

83 Hudson / Sadler (A) — Lotus Elite

lap	Sect-1	Speed	Sect-2	Speed	Sect-3	Speed	Laptime	Pit
1	54.168	99.6	1:24.282	111.1	31.674	82.5	2:50.124	
2	53.379	96.0	1:22.360	109.8	30.587	80.1	2:46.326	
3	51.697	100.6	1:22.120	109.8	30.363	82.2	2:44.180	
4	51.235	100.6	2:46.392	103.2	35.455	72.1	4:13.082	P
5	58.105	94.3	1:28.379	109.3	33.658	71.9	3:00.142	
6	56.420	95.6	1:27.578	110.0	33.116	75.1	2:57.114	
7	55.565	95.1	1:30.728	107.7	33.237	75.8	2:59.530	
8	55.636	97.0	1:28.705	110.6	33.071	75.2	2:57.412	
9	54.785	98.3	1:27.021	108.9	33.629	75.9	2:55.435	
10								

97 Oliver Stirling (A) — Lotus Elite

lap	Sect-1	Speed	Sect-2	Speed	Sect-3	Speed	Laptime	Pit
1	59.148	86.3	4:02.196	98.7	31.612	75.5	5:32.956	P
2	53.614	84.2	1:25.719	101.5	32.114	75.8	2:51.447	
3	53.412	95.3	1:24.961	101.1	31.751	76.3	2:50.124	
4	53.732	95.1	1:25.620	100.6	32.698	72.2	2:52.050	
5	54.967	93.7	1:25.629	100.2	32.592	76.9	2:53.188	
6	54.510	90.4	3:28.352	97.4	34.281	74.3	4:57.143	P

99 Gurney / Shears (B) — Morgan Plus 4 Supersport

lap	Sect-1	Speed	Sect-2	Speed	Sect-3	Speed	Laptime	Pit
1	56.830	97.7	1:28.502	110.0	33.121	75.8	2:58.453	
2	56.333	97.7	1:27.398	103.6	34.480	73.4	2:58.211	
3	55.862	100.0	1:26.921	110.0	33.144	76.2	2:55.927	
4	56.217	90.9	2:37.218	108.9	35.011	75.9	4:08.446	P
5	54.666	96.1	1:26.258	108.2	34.834	76.9	2:55.758	
6	58.309	94.9	1:26.540	109.3	34.164	77.7	2:59.013	
7	54.514	94.7	1:26.818	106.0	33.949	76.3	2:55.281	
8	54.868	97.0	1:26.719	108.6	33.362	75.7	2:54.949	

101 Robert Barrie (A) — Alfa Romeo Giulietta SV

lap	Sect-1	Speed	Sect-2	Speed	Sect-3	Speed	Laptime	Pit
1	58.586	87.4	1:31.657	96.1	33.815	74.6	3:04.058	
2	57.332	86.5	1:31.869	96.8	33.230	73.8	3:02.431	
3	56.394	86.6	1:30.701	97.4	33.089	74.4	3:00.184	
4	56.874	86.0	1:30.921	98.1	32.611	74.7	3:00.406	
5	56.723	88.2	1:30.379	98.7	32.636	74.6	2:59.738	
6	56.659	89.1	1:29.492	97.7	32.489	74.7	2:58.640	
7	55.983	88.8	1:29.846	97.7	33.527	74.8	2:59.356	
8	55.813	88.7	1:30.363	98.0	32.562	74.3	2:58.738	
9	56.077	88.8	1:29.989	97.4	32.715	72.2	2:58.781	
10								

119 Hudson / Morley (C) — Austin Healey 3000

lap	Sect-1	Speed	Sect-2	Speed	Sect-3	Speed	Laptime	Pit
1	58.664	87.8	1:30.069	104.7	34.978	70.1	3:03.711	
2	54.843	87.4	1:29.094	106.9	34.720	73.4	2:58.657	
3	55.935	82.3	1:29.459	111.5	34.789	69.5	3:00.183	
4	57.337	99.9	1:29.178	111.1	33.554	74.7	3:00.069	
5	55.897	108.8	3:22.466	110.4	34.456	77.1	4:52.819	P
6	53.325	101.1	1:23.409	110.0	33.183	79.9	2:49.917	
7	53.418	105.2	1:23.657	114.9	32.766	78.7	2:49.841	
8	52.472	103.4	1:23.410	111.8	32.392	80.4	2:48.274	

133 Bell / Thomas (C) — Austin Healey 3000

lap	Sect-1	Speed	Sect-2	Speed	Sect-3	Speed	Laptime	Pit
1	49.624	112.6	1:19.057	124.7	29.798	79.5	2:38.479	
2	49.092	114.5	1:18.705	124.5	29.684	80.5	2:37.481	
3	48.925	114.9	1:19.286	115.7	29.989	82.1	2:38.200	
4	49.392	114.5	1:18.635	125.4	30.418	80.2	2:38.445	
5	49.702	114.3	2:53.174	121.8	32.249	83.5	4:15.125	P
6	51.802	112.6	1:21.702	124.5	31.072	84.9	2:44.576	
7	51.454	105.2	1:21.196	125.0	31.269	83.0	2:43.919	
8	50.501	109.1	1:20.175	124.5	30.822	85.4	2:41.498	
9	50.015	114.1	1:19.671	125.0	31.696	82.4	2:41.382	
10								

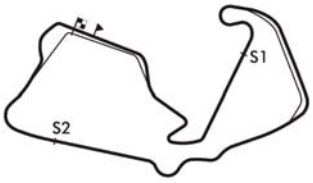

Session Start: 10:11:12 - Finish: 10:38:13
Weather/Track Conditions: Bright / Dry
Circuit: Silverstone Historic Grand Prix
Track Length: 5.857 Km - 3.6394 miles
Printed: 20-07-2018 - 10:50

Silverstone Classic - 20 - 22 Jul 2018

Royal Automobile Club Tourist Trophy For Historic Cars (Pre '63 GT)

Qualifying for Race 2 - Sector Analysis

149 Woodgate / Greaves (C) — Aston Martin DB MkIII

lap	Sect-1	Speed	Sect-2	Speed	Sect-3	Speed	Laptime	Pit
1	1:05.926	69.4	4:26.838	79.5	38.512	65.9	6:11.276	P
2	1:03.012	77.2	1:38.290	87.0	35.839	69.8	3:17.141	
3	1:01.775	78.1	3:11.000	90.0	35.679	71.1	4:48.454	P
4	1:00.499	80.5	1:35.928	89.2	35.676	70.3	3:12.103	
5	1:01.125	82.1	1:37.805	89.0	38.425	64.5	3:17.355	
6								

177 John Davison (A) — Lotus Elite

lap	Sect-1	Speed	Sect-2	Speed	Sect-3	Speed	Laptime	Pit
1							2:43.233	
2							2:43.826	
3							2:43.309	
4							2:37.955	
5							2:36.998	
6							2:36.403	
7							3:05.670	
8								

207 Harris / Wilmoth (C) — Austin Healey 3000 Mk1

lap	Sect-1	Speed	Sect-2	Speed	Sect-3	Speed	Laptime	Pit
1	50.972	98.7	1:21.219	118.8	30.546	82.7	2:42.737	
2	49.660	102.1	1:20.860	123.6	30.512	76.2	2:41.032	
3	51.504	102.5	1:20.842	120.1	30.580	79.9	2:42.926	
4	50.186	105.5	1:23.808	123.1	31.167	81.5	2:45.161	
5	51.764	101.1	2:34.808	123.4	30.806	84.4	3:57.378	P
6	49.581	110.6	1:20.736	124.5	30.468	86.5	2:40.785	
7	50.030	108.8	1:20.695	126.4	30.239	85.7	2:40.964	
8	49.185	104.5	1:20.568	125.7	30.874	85.1	2:40.627	
9	50.048	111.3	1:20.097	125.9	30.599	84.7	2:40.744	
10								

600 Sam Tordoff (B) — Porsche 356 Pre-A

lap	Sect-1	Speed	Sect-2	Speed	Sect-3	Speed	Laptime	Pit
1	54.917	97.1	1:25.398	109.8	31.804	76.5	2:52.119	
2	53.268	99.1	1:25.090	108.9	30.805	81.0	2:49.163	
3	52.268	100.5	1:23.699	110.0	31.008	81.9	2:46.975	
4	51.972	99.4	1:22.832	111.3	30.271	79.9	2:45.075	
5	51.782	101.7	1:27.731	106.4	31.530	75.6	2:51.043	
6	54.085	96.4	5:43.253	77.7	33.747	75.1	7:11.085	P
7	54.736	99.3	1:32.330	81.0	38.583	65.7	3:05.649	
8								

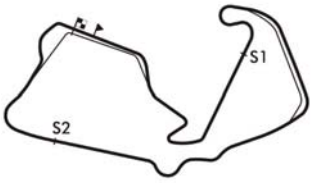

Session Start: 10:11:12 - Finish: 10:38:13
Weather/Track Conditions: Bright / Dry
Circuit: Silverstone Historic Grand Prix
Track Length: 5.857 Km - 3.6394 miles
Printed: 20-07-2018 - 10:50

MST
Results: www.mstworld.com. Live Timing: https://livetiming.getraceresults.com/mst. Email: timing@mstworld.com

Silverstone Classic - 20 - 22 Jul 2018

Royal Automobile Club Tourist Trophy For Historic Cars (Pre '63 GT)

Qualifying for Race 2 - Best Sector Times

	SECTOR 1			SECTOR 2			SECTOR 3		
	NO	TIME	LAP	NO	TIME	LAP	NO	TIME	LAP
1	65	46.794	4	65	1:15.489	4	73	28.785	2
2	73	47.461	3	73	1:16.249	4	28	28.927	4
3	43	48.390	8	43	1:17.671	3	21	29.004	2
4	21	48.547	2	21	1:18.158	2	3	29.090	7
5	133	48.925	3	133	1:18.635	4	43	29.180	8
6	8	49.060	5	28	1:18.783	9	65	29.356	2
7	207	49.185	8	8	1:18.922	5	78	29.379	3
8	82	49.251	9	10	1:18.930	4	10	29.499	3
9	28	49.372	10	82	1:19.222	9	42	29.633	8
10	22	49.538	9	3	1:19.710	7	133	29.684	2
11	10	49.685	3	22	1:19.814	7	4	29.760	3
12	23	49.735	1	33	1:19.876	4	82	30.113	4
13	4	49.799	6	4	1:20.059	8	8	30.150	5
14	32	50.078	3	207	1:20.097	9	207	30.239	7
15	78	50.342	4	78	1:20.244	3	600	30.271	4
16	66	50.601	6	23	1:20.831	1	83	30.363	3
17	33	50.639	3	32	1:20.854	2	32	30.475	3
18	44	50.764	3	66	1:21.294	4	23	30.510	0
19	74	50.845	8	44	1:21.942	3	44	30.626	3
20	3	50.912	7	83	1:22.120	3	33	30.639	2
21	42	51.228	8	77	1:22.558	6	66	30.918	4
22	83	51.235	4	42	1:22.621	8	22	30.949	7
23	77	51.765	8	600	1:22.832	4	68	31.044	8
24	600	51.782	5	68	1:23.284	6	74	31.083	7
25	68	51.881	7	74	1:23.365	7	77	31.234	7
26	119	52.472	8	119	1:23.409	6	14	31.281	8
27	14	53.379	8	14	1:24.080	8	97	31.612	1
28	97	53.412	3	97	1:24.961	3	41	31.687	5
29	29	53.634	5	29	1:25.917	2	29	32.230	4
30	41	54.276	6	99	1:26.258	5	119	32.392	8
31	99	54.514	7	41	1:27.232	5	101	32.489	6
32	101	55.813	8	101	1:29.492	6	99	33.121	1
33	17	56.474	8	17	1:30.072	7	17	33.911	2
34	149	1:00.499	4	149	1:35.928	4	149	35.676	4
35	11	1:00.786	5	11	1:40.354	1	11	35.733	4
36	1			1			1		
37	20			20			20		
38	67			67			67		
39	98			98			98		
40	177			177			177		

IDEAL / BEST LAP COMPARISON

NO	NAME	BEST	IN	IDEAL	DIFF
67	Watson/O'Connell	2:31.640	3		+
65	Hunt/Blakeney-Edw	2:31.864	4	2:31.639	+0.225
73	Cottingham/Stanley	2:32.840	4	2:32.495	+0.345
43	Fisken/Hancock	2:35.454	3	2:35.241	+0.213
21	van Lanschot/Welch	2:35.709	2	2:35.709	+0.000
177	John Davison	2:36.403	6		+
133	Bell/Thomas	2:37.481	2	2:37.244	+0.237
28	Michael Gans	2:37.729	9	2:37.082	+0.647
8	Clark/Bronson	2:38.132	5	2:38.132	+0.000
10	Stöhrmann jr./Stöhr	2:38.488	4	2:38.114	+0.374
82	Bob Binfield	2:38.685	9	2:38.586	+0.099
3	Clark/Wills	2:39.712	7	2:39.712	+0.000
78	Gordon/Finburgh	2:40.038	3	2:39.965	+0.073
4	Hunt/Grant-Peterkin	2:40.135	9	2:39.618	+0.517
207	Harris/Wilmoth	2:40.627	8	2:39.521	+1.106
22	Miller/Goble	2:40.880	7	2:40.301	+0.579
32	Lambert/Markovac	2:41.739	3	2:41.407	+0.332
33	Cussons/Vaughan	2:41.991	3	2:41.154	+0.837
44	Burnett/Ruston	2:43.332	3	2:43.332	+0.000
42	Birch/Burnett	2:43.482	8	2:43.482	+0.000
83	Hudson/Sadler	2:44.180	3	2:43.718	+0.462
66	Niall McFadden	2:44.243	4	2:42.813	+1.430
600	Sam Tordoff	2:45.075	4	2:44.885	+0.190
74	Wrigley/Pochciol	2:45.839	8	2:45.293	+0.546
68	Drabble/Drabble	2:46.783	8	2:46.209	+0.574
77	Prichard Jones/Crev	2:46.919	6	2:45.557	+1.362
119	Hudson/Morley	2:48.274	8	2:48.273	+0.001
14	Paul Garside	2:48.740	8	2:48.740	+0.000
97	Oliver Stirling	2:50.124	3	2:49.985	+0.139
23	Wood/Wood	2:51.450	7	2:41.076	+10.374
20	O'Shea/Hall	2:52.488	7		+
41	Lawley/Smith	2:53.209	5	2:53.195	+0.014
29	Nicholas James	2:53.731	3	2:51.781	+1.950
99	Gurney/Shears	2:54.949	8	2:53.893	+1.056
101	Robert Barrie	2:58.640	6	2:57.794	+0.846
17	Balme/Mitchell	3:02.506	7	3:00.457	+2.049
149	Woodgate/Greaves	3:12.103	4	3:12.103	+0.000
11	Clegg/Clegg	3:25.273	2	3:16.873	+8.400

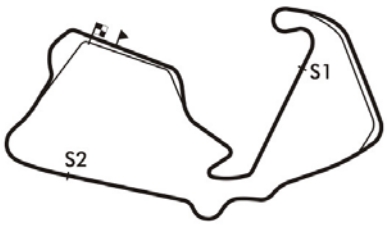

Session Start: 10:11:12 - Finish: 10:38:13
Weather/Track Conditions: Bright / Dry
Circuit: Silverstone Historic Grand Prix
Track Length: 5.857 Km - 3.6394 miles

Printed: 20-07-2018 - 10:50

Silverstone Classic - 20 - 22 Jul 2018

Royal Automobile Club Tourist Trophy For Historic Cars (Pre '63 GT)

Qualifying for Race 2 - Best Sector Speeds

	NO	SECTOR 1	MPH	NO	SECTOR 2	MPH	NO	SECTOR 3	MPH
1	65	Hunt/Blakeney-Edwards	123.1	65	Hunt/Blakeney-Edwards	139.8	65	Hunt/Blakeney-Edwards	89.0
2	73	Cottingham/Stanley	120.5	22	Miller/Goble	133.7	73	Cottingham/Stanley	87.7
3	8	Clark/Bronson	116.5	73	Cottingham/Stanley	130.6	82	Bob Binfield	86.8
4	66	Niall McFadden	115.7	43	Fisken/Hancock	127.8	43	Fisken/Hancock	86.6
5	43	Fisken/Hancock	115.3	8	Clark/Bronson	126.9	207	Harris/Wilmoth	86.5
6	21	van Lanschot/Welch	115.1	82	Bob Binfield	126.9	8	Clark/Bronson	86.0
7	133	Bell/Thomas	114.9	66	Niall McFadden	126.6	4	Hunt/Grant-Peterkin	85.8
8	4	Hunt/Grant-Peterkin	113.9	207	Harris/Wilmoth	126.4	21	van Lanschot/Welch	85.7
9	33	Cussons/Vaughan	113.7	21	van Lanschot/Welch	125.9	133	Bell/Thomas	85.4
10	82	Bob Binfield	113.2	33	Cussons/Vaughan	125.7	22	Miller/Goble	84.4
11	22	Miller/Goble	113.0	133	Bell/Thomas	125.4	78	Gordon/Finburgh	84.0
12	23	Wood/Wood	111.8	23	Wood/Wood	124.5	10	Stöhrmann jr./Stöhrmann	83.8
13	207	Harris/Wilmoth	111.3	4	Hunt/Grant-Peterkin	123.8	3	Clark/Wills	83.3
14	44	Burnett/Ruston	110.0	77	Prichard Jones/Crewsden	118.8	33	Cussons/Vaughan	83.2
15	10	Stöhrmann jr./Stöhrmann	109.1	44	Burnett/Ruston	117.7	28	Michael Gans	83.1
16	119	Hudson/Morley	108.8	10	Stöhrmann jr./Stöhrmann	117.5	32	Lambert/Markovac	82.6
17	78	Gordon/Finburgh	106.0	68	Drabble/Drabble	116.1	83	Hudson/Sadler	82.5
18	68	Drabble/Drabble	105.7	28	Michael Gans	115.3	23	Wood/Wood	82.4
19	28	Michael Gans	105.5	119	Hudson/Morley	114.9	77	Prichard Jones/Crewsden	82.3
20	32	Lambert/Markovac	104.0	78	Gordon/Finburgh	114.7	66	Niall McFadden	81.9
21	3	Clark/Wills	102.8	32	Lambert/Markovac	113.2	600	Sam Tordoff	81.9
22	74	Wrigley/Pochciol	102.5	74	Wrigley/Pochciol	113.2	42	Birch/Burnett	81.8
23	77	Prichard Jones/Crewsden	102.5	3	Clark/Wills	112.8	44	Burnett/Ruston	81.8
24	14	Paul Garside	101.8	14	Paul Garside	112.8	74	Wrigley/Pochciol	81.3
25	600	Sam Tordoff	101.7	600	Sam Tordoff	111.3	119	Hudson/Morley	80.4
26	42	Birch/Burnett	100.8	83	Hudson/Sadler	111.1	68	Drabble/Drabble	79.1
27	83	Hudson/Sadler	100.6	99	Gurney/Shears	110.0	14	Paul Garside	78.3
28	99	Gurney/Shears	100.0	42	Birch/Burnett	109.7	99	Gurney/Shears	77.7
29	29	Nicholas James	98.8	29	Nicholas James	106.4	29	Nicholas James	77.0
30	97	Oliver Stirling	95.3	97	Oliver Stirling	101.5	97	Oliver Stirling	76.9
31	41	Lawley/Smith	94.8	41	Lawley/Smith	101.4	41	Lawley/Smith	75.1
32	17	Balme/Mitchell	92.9	17	Balme/Mitchell	99.7	101	Robert Barrie	74.8
33	101	Robert Barrie	89.1	11	Clegg/Clegg	99.0	17	Balme/Mitchell	74.0
34	11	Clegg/Clegg	85.3	101	Robert Barrie	98.7	11	Clegg/Clegg	71.8
35	149	Woodgate/Greaves	82.1	149	Woodgate/Greaves	90.0	149	Woodgate/Greaves	71.1
36	1	Friedrichs/Hadfield	0.0	1	Friedrichs/Hadfield	0.0	1	Friedrichs/Hadfield	0.0
37	20	O'Shea/Hall	0.0	20	O'Shea/Hall	0.0	20	O'Shea/Hall	0.0
38	67	Watson/O'Connell	0.0	67	Watson/O'Connell	0.0	67	Watson/O'Connell	0.0
39	98	Bianchi/Bianchi	0.0	98	Bianchi/Bianchi	0.0	98	Bianchi/Bianchi	0.0
40	177	John Davison	0.0	177	John Davison	0.0	177	John Davison	0.0

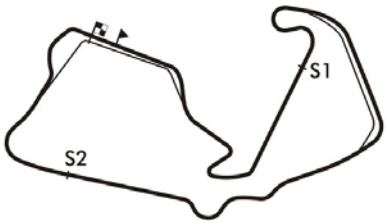

Session Start: 10:11:12 - Finish: 10:38:13
Weather/Track Conditions: Bright / Dry
Circuit: Silverstone Historic Grand Prix
Track Length: 5.857 Km - 3.6394 miles
Printed: 20-07-2018 - 10:51

Silverstone Classic - 20 - 22 Jul 2018

Royal Automobile Club Tourist Trophy For Historic Cars (Pre '63 GT)

Race 2 - Starting Grid

Sheet No:

Start Time : 09:40 - Heat Duration : 50 Minutes

ROW							
19	37	149	Woodgate / Greaves	38	11	Clegg / Clegg
18	35	101	Robert Barrie	36	17	Balme / Mitchell
17	33	29	Nicholas James	34	99	Gurney / Shears
16	31	20	O'Shea / Hall	32	41	Lawley / Smith
15	29	97	Oliver Stirling	30	23	Wood / Wood
14	27	119	Hudson / Morley	28	14	Paul Garside
13	25	68	Drabble / Drabble	26	77	Prichard Jones / Crewsden
12	23	600	Sam Tordoff	24	74	Wrigley / Pochciol
11	21	83	Hudson / Sadler	22	66	Niall McFadden
10	19	44	Burnett / Ruston	20	42	Birch / Burnett
9	17	32	Lambert / Markovac	18	33	Cussons / Vaughan
8	15	207	Harris / Wilmoth	16	22	Miller / Goble
7	13	78	Gordon / Finburgh	14	4	Hunt / Grant-Peterkin
6	11	82	Bob Binfield	12	3	Clark / Wills
5	9	8	Clark / Bronson	10	10	Stöhrmann jr. / Stöhrmann
4	7	133	Bell / Thomas	8	28	Michael Gans
3	5	21	van Lanschot / Welch	6	177	John Davison
2	3	73	Cottingham / Stanley	4	43	Fisken / Hancock
1	1	67	Watson / O'Connell	2	65	Hunt / Blakeney-Edwards

Pole Right

Circuit: Silverstone Historic Grand Prix
Track Length: 5.857 Km - 3.6394 miles

These results are provisional until the conclusion of any judicial and technical matters.

Clerk of the Course:	Timekeeper:	Issued at:
Julian Floyd	Nick Palmer	

Printed : 20-07-2018 - 10:45

Silverstone Classic - 20 - 22 Jul 2018

Royal Automobile Club Tourist Trophy For Historic Cars (Pre '63 GT)

Race 2 - Classification

Sheet No:

POS	NO	DRIVER/S	CLASS	CLASS POS	CAR MAKE / MODEL	TIME	LAPS	GAP	DIFF	MPH	BEST	ON
1	65	Martin Hunt-Patrick Blakeney-Edwards	D	1	AC Cobra	52:00.462	20	-- 20 laps		83.97	2:32.192	15
2	73	James Cottingham-Harvey Stanley	D	2	Jaguar E-type	52:42.954	20	42.492	42.492	82.84	2:33.377	6
3	43	Sam Hancock-Gregor Fisken	D	3	Jaguar E-type	52:44.472	20	44.010	1.518	82.80	2:34.157	20
4	10	Peter Stöhrmann jr.	A	1	Lotus Elite S1	53:48.082	20	1:47.620	1:03.610	81.17	2:35.952	6
5	177	John Davison	A	2	Lotus Elite	53:48.902	20	1:48.440	0.820	81.15	2:36.931	20
6	4	Theo Hunt-Mike Grant-Peterkin	C	1	Austin Healey 3000	54:05.310	20	2:04.848	16.408	80.74	2:38.369	5
7	21	Christiaen van Lanschot-Jeremy Welch	C	2	Austin Healey 3000	54:11.429	20	2:10.967	6.119	80.59	2:37.843	14
8	133	Alex Bell-Julian Thomas	C	3	Austin Healey 3000	54:17.272	20	2:16.810	5.843	80.44	2:34.750	5
9	82	Bob Binfield	D	4	Jaguar E-type	54:39.311	20	2:38.849	22.039	79.90	2:38.776	17
10	207	Crispin Harris-James Wilmoth	C	4	Austin Healey 3000 Mk1	52:16.474	19	-- 19 laps	19.930	79.36	2:38.746	9
11	44	Gareth Burnett	B	1	Porsche 356 Coupe GT	52:50.281	19	33.807	33.807	78.52	2:41.808	17
12	32	Brian Lambert-Uwe Markovac	A	3	Ginetta G4	52:58.351	19	41.877	8.070	78.32	2:39.339	9
13	23	Tony Wood-Barry Wood	D	5	Jaguar E-type	53:45.139	19	1:28.665	46.788	77.18	2:37.492	11
14	33	Ben Cussons-Jeremy Vaughan	INV	1	Jaguar E-type	53:47.641	19	1:31.167	2.502	77.12	2:37.360	9
15	66	Niall McFadden	D	6	Jaguar E-type	53:47.873	19	1:31.399	0.232	77.12	2:42.147	4
16	3	David Clark	A	4	Lotus Elite	54:03.927	19	1:47.453	16.054	76.73	2:42.934	13
17	74	Mike Wrigley-Paul Pochciol	D	7	Jaguar E-type	54:08.320	19	1:51.846	4.393	76.63	2:40.625	7
18	42	Michael Birch	A	5	Lotus Elite S2	54:11.047	19	1:54.573	2.727	76.57	2:44.719	19
19	22	Les Goble-George Miller	INV	2	Aston Martin DB4	54:51.240	19	2:34.766	40.193	75.63	2:38.729	6
20	14	Paul Garside	A	6	Lotus Elite	52:02.946	18	-- 18 laps	7.241	75.52	2:47.603	17
21	77	Ken Prichard Jones-Nick Crewsden	INV	3	Turner Mark III	52:04.025	18	1.079	1.079	75.48	2:42.986	17
22	68	Simon Drabble	C	5	Reliant Sabre Six	52:05.105	18	2.159	1.080	75.46	2:46.086	13
23	78	Marc Gordon-Nick Finburgh	A	7	Lotus Elite	52:33.733	18	30.787	28.628	74.78	2:41.006	11
24	149	Chris Woodgate-Martin Greaves	C	6	Aston Martin DB MkIII	52:59.317	18	56.371	25.584	74.17	2:49.926	12
25	119	Richard Hudson-Clive Morley	C	7	Austin Healey 3000	53:00.469	18	57.523	1.152	74.15	2:45.520	16
26	41	Andrew Lawley-Tom Smith	INV	4	Alfa Romeo Giulietta	53:08.952	18	1:06.006	8.483	73.95	2:51.190	7
27	99	Simon Gurney-Mark Shears	B	2	Morgan Plus 4	54:03.627	18	2:00.681	54.675	72.70	2:51.593	14
28	101	Robert Barrie	A	8	Alfa Romeo Giulietta SV	54:15.263	18	2:12.317	11.636	72.45	2:55.734	12
29	29	Nicholas James	INV	5	Ogle SX1000	54:35.768	18	2:32.822	20.505	71.99	2:49.294	11
30	83	Gideon Hudson-Josh Sadler	A	9	Lotus Elite	52:04.665	17	-- 17 laps	24.960	71.28	2:42.152	8
31	20	Michael O'Shea-David Hall	D	8	Jaguar E-type	53:09.873	17	1:05.208	1:05.208	69.82	2:49.642	10
		---------- NOT CLASSIFIED ----------										
DNF	28	Michael Gans	A		Lotus Elite	46:04.293	17	-- 17 laps		80.57	2:38.071	11
DNF	97	Oliver Stirling	A		Lotus Elite	47:21.508	15	-- 15 laps	6:34.675	69.16	2:46.747	14
DNF	17	Julian Balme-James Mitchell	B		Triumph TR4	28:11.762	9	-- 9 laps --		69.70	2:56.117	8
DNF	67	Andrew Kirkaldy	D		Jaguar E-type	11:06.909	4	-- 4 laps --		78.58	2:33.154	3
DNF	600	Sam Tordoff	B		Porsche 356 Pre-A							

Cars 8 & 11 - Non starters

Session Start: 09:47:13 - Finish: 10:39:13
Weather/Track Conditions: Cloud / Drying
Circuit: Silverstone Historic Grand Prix
Track Length: 5.857 Km - 3.6394 miles

These results are provisional until the conclusion of any judicial and technical matters.

Clerk of the Course:	Timekeeper:	Issued at:
Julian Floyd	Nick Palmer	

Silverstone Classic - 20 - 22 Jul 2018

Royal Automobile Club Tourist Trophy For Historic Cars (Pre '63 GT)

Race 2 - Classification

Sheet No:

---------- FASTEST LAP SUMMARY ----------

NO	DRIVER/S	CLASS	CAR MAKE / MODEL	FASTEST LAP	ON	MPH
65	Hunt/Blakeney-Edwards	D	AC Cobra	2:32.192	15	86.09
133	Thomas/Bell	C	Austin Healey 3000	2:34.750	5	84.66
10	Peter Stöhrmann jr.	A	Lotus Elite S1	2:35.952	6	84.01
33	Cussons/Vaughan	INV	Jaguar E-type	2:37.360	9	83.26
44	Gareth Burnett	B	Porsche 356 Coupe GT	2:41.808	17	80.97

Cars 8 & 11 - Non starters

Session Start: 09:47:13 - Finish: 10:39:13
Weather/Track Conditions: Cloud / Drying
Circuit: Silverstone Historic Grand Prix
Track Length: 5.857 Km - 3.6394 miles

These results are provisional until the conclusion of any judicial and technical matters.

Clerk of the Course:	Timekeeper:	Issued at:
Julian Floyd	Nick Palmer	

Silverstone Classic - 20 - 22 Jul 2018

Royal Automobile Club Tourist Trophy For Historic Cars (Pre '63 GT)

Race 2 - Sector Analysis

3 David Clark (A) — Lotus Elite

lap	Sect-1	Speed	Sect-2	Speed	Sect-3	Speed	Laptime	Pit
1		98.0	1:27.603	110.9	31.152	80.6	2:58.256	
2	52.805	103.2	1:23.295	111.1	30.246	81.2	2:46.346	
3	51.759	104.2	1:23.707	110.0	31.999	79.3	2:47.465	
4	52.478	102.6	1:23.562	110.9	30.623	77.0	2:46.663	
5	52.193	102.6	1:23.483	112.4	30.463	81.0	2:46.139	
6	52.134	102.9	1:22.573	111.8	30.272	82.2	2:44.979	
7	51.532	103.7	2:59.213	110.7	30.377	79.7	4:21.122	P
8	51.735	102.1	1:23.117	112.8	30.619	77.9	2:45.471	
9	51.731	103.1	1:22.436	112.8	30.473	82.5	2:44.640	
10	52.560	104.4	1:21.934	112.8	29.946	80.2	2:44.440	
11	52.093	103.9	1:22.422	111.5	31.669	80.7	2:46.184	
12	51.561	103.6	1:21.839	112.4	30.089	79.7	2:43.489	
13	51.600	102.9	1:21.469	112.2	29.865	82.4	2:42.934	
14	50.910	103.9	1:22.958	112.2	29.923	75.7	2:43.791	
15	53.652	102.3	1:21.967	112.2	29.845	81.6	2:45.464	
16	51.538	102.5	1:22.111	112.4	29.731	81.2	2:43.380	
17	51.919	103.7	1:21.886	113.7	29.932	78.4	2:43.737	
18	52.128	103.7	1:22.284	113.0	30.471	79.5	2:44.883	
19	52.430	102.1	1:22.052	113.6	30.062	78.8	2:44.544	
20								

4 Hunt / Grant-Peterkin (C) — Austin Healey 3000

lap	Sect-1	Speed	Sect-2	Speed	Sect-3	Speed	Laptime	Pit
1		107.0	1:22.632	124.7	30.461	83.3	2:47.911	
2	50.645	105.0	1:21.080	121.4	29.934	82.3	2:41.659	
3	50.031	107.5	1:20.468	120.1	30.299	82.3	2:40.798	
4	49.362	111.1	1:21.232	120.1	30.342	82.5	2:40.936	
5	49.388	111.5	1:19.233	120.9	29.748	82.5	2:38.369	
6	49.560	111.7	1:19.841	121.4	29.954	82.7	2:39.355	
7	49.899	108.9	1:19.935	122.2	29.921	82.7	2:39.755	
8	50.469	110.4	1:20.087	120.5	29.774	82.2	2:40.330	
9	49.819	110.7	1:19.936	121.1	29.835	81.4	2:39.590	
10	50.052	106.9	1:20.626	118.1	30.026	81.9	2:40.704	
11	50.332	106.7	1:58.076	122.9	30.596	77.2	3:19.004	P
12	49.864	112.0	1:20.506	122.9	30.379	83.2	2:40.749	
13	50.363	111.5	1:20.061	124.7	30.316	83.9	2:40.740	
14	50.006	113.2	1:19.621	123.1	29.521	85.3	2:39.148	
15	49.387	111.3	1:19.789	123.4	30.008	84.7	2:39.184	
16	50.076	112.6	1:19.407	123.1	29.802	84.6	2:39.285	
17	49.516	113.2	1:20.102	123.4	29.811	85.2	2:39.429	
18	49.853	112.4	1:21.162	121.8	29.915	84.8	2:40.930	
19	49.418	113.9	1:19.392	124.0	30.085	83.3	2:38.895	
20	49.465	113.4	1:19.486	123.6	29.588	84.6	2:38.539	

10 Peter Stöhrmann jr. (A) — Lotus Elite S1

lap	Sect-1	Speed	Sect-2	Speed	Sect-3	Speed	Laptime	Pit
1		108.1	1:19.443	113.4	29.896	80.2	2:42.039	
2	49.537	105.2	1:19.268	113.9	29.118	84.1	2:37.923	
3	49.040	106.9	1:18.845	116.9	29.699	80.4	2:37.584	
4	49.181	109.3	1:18.438	116.3	29.772	80.4	2:37.391	
5	49.409	108.8	1:18.187	117.7	28.890	83.4	2:36.486	
6	49.215	108.2	1:17.917	116.3	28.820	84.4	2:35.952	
7	49.315	108.9	1:18.456	117.9	28.792	83.6	2:36.563	
8	49.525	108.4	2:30.267	118.1	29.252	81.8	3:49.044	P
9	49.296	108.4	1:18.483	112.0	29.439	81.0	2:37.218	
10	49.612	108.2	1:17.942	114.1	30.628	78.7	2:38.182	
11	50.341	108.9	1:19.134	118.8	29.245	83.3	2:38.720	
12	48.816	109.3	1:18.593	118.8	29.502	80.9	2:36.911	
13	49.446	109.7	1:17.764	116.5	30.401	77.9	2:37.611	
14	49.851	108.6	1:18.416	117.9	29.101	82.5	2:37.368	
15	49.742	108.4	1:18.551	118.1	29.312	83.4	2:37.605	
16	49.301	108.9	1:18.650	113.9	29.124	82.2	2:37.075	
17	49.101	108.8	1:19.225	118.8	29.080	84.1	2:37.406	
18	49.876	108.1	1:20.365	118.1	29.319	82.2	2:39.560	
19	49.456	108.9	1:18.833	118.6	30.300	80.6	2:38.589	
20	49.051	109.3	1:19.021	119.0	30.783	72.4	2:38.855	

14 Paul Garside (A) — Lotus Elite

lap	Sect-1	Speed	Sect-2	Speed	Sect-3	Speed	Laptime	Pit
1		84.4	1:27.728	107.4	33.400	76.1	3:04.768	
2	54.776	97.0	1:26.843	109.7	33.232	76.2	2:54.851	
3	54.412	97.7	1:25.499	110.6	32.358	76.7	2:52.269	
4	54.161	99.6	1:25.040	110.6	31.691	77.4	2:50.892	
5	53.165	100.6	1:24.066	112.2	31.275	77.9	2:48.506	
6	53.544	98.8	1:25.677	112.8	31.641	77.2	2:50.862	
7	52.985	100.8	1:25.465	113.2	31.734	78.5	2:50.184	
8	53.034	100.9	1:25.492	112.6	31.132	78.4	2:49.658	
9	53.170	100.2	1:24.347	112.2	31.181	79.0	2:48.698	
10	52.766	101.1	1:24.507	111.8	31.268	80.0	2:48.541	
11	52.900	99.4	1:24.511	110.4	31.685	74.5	2:49.096	
12	53.981	99.6	2:19.625	110.2	30.990	78.9	3:44.596	P
13	53.021	99.1	1:23.695	111.5	31.275	80.9	2:47.991	
14	52.485	101.5	1:24.489	110.0	31.693	78.1	2:48.667	
15	54.738	100.9	1:23.556	111.8	31.676	76.9	2:49.970	
16	52.973	101.5	1:24.222	111.3	30.730	80.5	2:47.925	
17	52.257	102.1	1:23.895	111.7	31.451	80.6	2:47.603	
18	52.732	103.2	1:23.578	113.0	31.559	78.9	2:47.869	

17 Balme / Mitchell (B) — Triumph TR4

lap	Sect-1	Speed	Sect-2	Speed	Sect-3	Speed	Laptime	Pit
1		87.6	1:30.406	100.3	33.728	75.2	3:13.046	
2	55.945	88.3	1:29.284	99.4	32.421	75.7	2:57.650	
3	54.959	91.9	1:28.889	99.0	32.975	73.7	2:56.823	
4	56.689	90.2	1:29.551	96.1	33.775	75.9	3:00.015	
5	55.960	90.1	1:29.632	96.7	33.322	74.9	2:58.914	
6	55.786	88.3	1:28.409	98.4	32.670	77.4	2:56.865	
7	56.331	89.4	1:28.252	100.0	32.283	76.1	2:56.866	
8	54.915	91.2	1:28.487	98.1	32.715	75.6	2:56.117	
9	55.120	90.7	2:45.039	97.5	35.307	74.1	4:15.466	P
10								

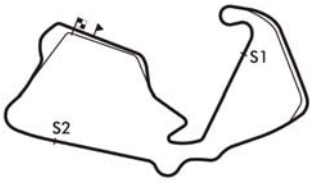

Session Start: 09:47:13 - Finish: 10:39:13
Weather/Track Conditions: Cloud / Drying
Circuit: Silverstone Historic Grand Prix
Track Length: 5.857 Km - 3.6394 miles
Printed: 21-07-2018 - 10:47

MST
Results: www.mstworld.com. Live Timing: https://livetiming.getraceresults.com/mst. Email: timing@mstworld.com

Silverstone Classic - 20 - 22 Jul 2018

Royal Automobile Club Tourist Trophy For Historic Cars (Pre '63 GT)

Race 2 - Sector Analysis

20 O'Shea / Hall (D) — Jaguar E-type

lap	Sect-1	Speed	Sect-2	Speed	Sect-3	Speed	Laptime	Pit
1		100.3	1:29.088	116.3	34.350	77.1	3:08.613	
2	54.527	103.7	1:26.631	120.9	35.108	75.2	2:56.266	
3	54.703	108.9	1:25.887	120.1	34.079	79.7	2:54.669	
4	54.140	107.0	1:26.665	120.3	34.392	77.9	2:55.197	
5	53.828	104.7	1:25.896	117.9	34.074	75.1	2:53.798	
6	54.935	102.9	1:26.772	122.0	34.525	74.9	2:56.232	
7	53.718	106.5	1:26.524	117.3	34.093	72.0	2:54.335	
8	56.232	111.1	2:42.051	122.2	33.414	72.8	4:11.697	P
9	53.722	105.2	1:25.467	122.9	33.325	81.6	2:52.514	
10	52.684	98.8	1:24.594	123.8	32.364	79.9	2:49.642	
11	52.220	108.6	1:26.475	124.0	33.131	81.6	2:51.826	
12	52.607	109.1	1:25.404	123.8	32.786	77.0	2:50.797	
13	53.714	105.2	1:26.019	124.7	33.001	81.4	2:52.734	
14	53.618	107.5	1:24.914	123.6	33.293	71.0	2:51.825	
15	53.670	111.3	1:28.716	96.6	42.388	54.8	3:04.774	
16	1:21.434	49.9	2:55.666	118.1	34.853	77.1	4:51.953	P
17	56.201	106.0	1:36.654	87.0	40.146	62.8	3:13.001	
18								

21 van Lanschot / Welch (C) — Austin Healey 3000

lap	Sect-1	Speed	Sect-2	Speed	Sect-3	Speed	Laptime	Pit
1		107.7	1:22.964	123.4	31.439	82.5	2:48.462	
2	52.066	112.0	1:21.432	124.7	30.580	80.1	2:44.078	
3	51.423	112.6	1:21.023	125.2	30.166	83.8	2:42.612	
4	50.784	114.3	1:20.148	125.2	30.445	77.8	2:41.377	
5	50.606	113.7	1:20.061	125.4	30.703	84.4	2:41.370	
6	50.148	113.7	1:19.967	125.7	29.885	83.7	2:40.000	
7	50.145	110.4	1:19.886	126.4	30.145	84.2	2:40.176	
8	51.125	112.2	2:01.661	122.9	29.892	82.3	3:22.678	P
9	49.537	110.6	1:20.219	122.2	30.160	84.0	2:39.916	
10	49.976	106.9	1:19.444	123.8	29.989	83.7	2:39.409	
11	50.066	111.1	1:19.210	122.9	29.674	84.4	2:38.950	
12	49.258	112.0	1:18.823	122.7	30.209	82.5	2:38.290	
13	49.760	109.3	1:18.627	124.5	29.531	83.5	2:37.918	
14	49.313	112.0	1:19.035	122.9	29.495	83.2	2:37.843	
15	49.872	107.5	1:19.224	123.6	29.674	84.5	2:38.770	
16	49.770	109.8	1:19.987	125.2	30.722	84.2	2:40.479	
17	50.212	110.6	1:19.276	123.4	30.258	81.6	2:39.746	
18	49.930	108.8	1:21.533	123.1	29.735	83.8	2:41.198	
19	49.920	107.2	1:19.863	123.1	29.897	83.7	2:39.680	
20	49.529	108.6	1:19.313	122.5	29.635	85.5	2:38.477	

22 Goble / Miller (INV) — Aston Martin DB4

lap	Sect-1	Speed	Sect-2	Speed	Sect-3	Speed	Laptime	Pit
1		107.7	1:21.704	131.1	31.037	84.5	2:47.569	
2	50.232	104.5	1:19.672	130.8	31.138	84.2	2:41.042	
3	49.437	108.9	1:19.385	132.9	30.595	83.9	2:39.417	
4	49.473	112.4	1:19.167	116.7	31.451	84.4	2:40.091	
5	49.326	118.6	1:19.686	125.9	30.618	84.5	2:39.630	
6	49.045	107.9	1:19.363	131.6	30.321	83.1	2:38.729	
7	49.356	115.9	1:19.327	134.8	30.280	82.6	2:38.963	
8	50.184	114.7	1:19.568	133.4	30.611	80.1	2:40.363	
9	48.974	115.3	1:19.412	133.2	31.051	80.7	2:39.437	
10	50.034	116.3	1:19.611	132.4	30.899	82.2	2:40.544	
11	49.829	105.8	2:46.216	99.0	38.183	69.3	4:14.228	P
12	57.457	91.8	1:31.642	110.6	35.242	76.6	3:04.341	
13	56.313	98.0	1:29.868	111.5	34.361	77.3	3:00.542	
14	54.604	99.1	1:30.317	108.2	35.534	76.8	3:00.455	
15	56.057	99.0	1:28.311	115.5	34.381	76.7	2:58.749	
16	55.442	90.1	1:29.405	110.2	34.451	77.9	2:59.298	
17	54.798	100.0	1:28.070	112.6	34.249	78.5	2:57.117	
18	53.511	98.1	1:27.498	115.9	34.181	78.8	2:55.190	
19	54.311	98.7	1:27.091	118.6	34.133	76.5	2:55.535	
20								

23 Wood / Wood (D) — Jaguar E-type

lap	Sect-1	Speed	Sect-2	Speed	Sect-3	Speed	Laptime	Pit
1		102.5	1:20.932	124.5	30.990	83.5	2:50.507	
2	50.961	111.5	1:20.302	125.0	30.115	84.0	2:41.378	
3	49.505	103.6	1:18.646	130.1	30.791	85.2	2:38.942	
4	48.961	110.4	1:19.055	121.4	30.779	84.4	2:38.795	
5	49.097	109.5	1:18.740	123.1	30.500	87.2	2:38.337	
6	49.481	108.6	1:19.188	130.1	31.100	86.3	2:39.769	
7	49.127	111.5	1:18.539	132.4	30.265	87.3	2:37.931	
8	49.310	116.9	1:18.287	126.9	29.907	82.6	2:37.504	
9	48.787	97.1	1:19.542	122.7	30.247	85.3	2:38.576	
10	48.873	108.2	1:19.159	127.6	30.453	84.9	2:38.485	
11	49.238	106.0	1:18.485	126.9	29.769	84.9	2:37.492	
12	49.188	109.5	2:47.033	100.0	35.716	75.5	4:11.937	P
13	55.289	87.5	1:27.407	104.4	34.751	78.0	2:57.447	
14	53.862	99.6	1:26.665	113.9	33.077	79.0	2:53.604	
15	53.712	91.2	1:24.762	106.2	33.945	74.2	2:52.419	
16	53.076	94.5	1:27.087	110.7	33.134	80.0	2:53.297	
17	54.665	85.3	1:29.149	108.9	33.121	77.6	2:56.935	
18	54.393	93.2	1:25.512	116.7	32.459	75.1	2:52.364	
19	53.072	99.0	1:24.191	115.5	32.157	78.7	2:49.420	
20								

28 Michael Gans (A) — Lotus Elite

lap	Sect-1	Speed	Sect-2	Speed	Sect-3	Speed	Laptime	Pit
1		103.4	1:19.536	114.9	29.035	83.1	2:41.172	
2	49.929	104.5	1:19.799	114.7	29.370	81.1	2:39.098	
3	50.005	104.0	1:19.572	113.2	29.225	82.8	2:38.802	
4	49.628	104.2	1:19.675	113.7	29.552	82.5	2:38.855	
5	56.096	103.9	1:19.880	113.2	29.441	82.1	2:45.417	
6	49.751	103.6	1:20.233	112.8	29.376	82.2	2:39.360	
7	50.400	103.1	1:19.495	113.7	29.372	81.1	2:39.267	
8	51.371	104.2	1:19.585	114.5	28.904	82.4	2:39.860	
9	49.822	104.4	1:20.032	113.7	29.122	81.2	2:38.976	
10	49.968	105.5	1:19.856	113.9	29.965	81.0	2:39.789	
11	50.575	104.7	1:18.654	115.3	28.842	83.1	2:38.071	
12	49.916	104.7	1:20.007	114.1	29.379	77.9	2:39.302	
13	51.092	103.9	2:10.572	114.7	29.493	81.0	3:31.157	P
14	49.779	103.7	1:19.367	114.7	28.942	82.2	2:38.088	
15	50.540	103.6	1:19.927	114.1	29.152	79.3	2:39.619	
16	50.803	102.6	1:19.531	113.6	28.918	82.4	2:39.252	
17	49.744	104.2	1:19.553	114.1	28.911	82.7	2:38.208	
18								

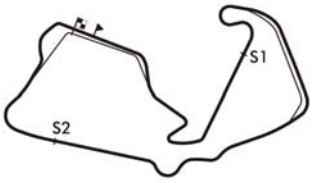

Session Start: 09:47:13 - Finish: 10:39:13
Weather/Track Conditions: Cloud / Drying
Circuit: Silverstone Historic Grand Prix
Track Length: 5.857 Km - 3.6394 miles
Printed: 21-07-2018 - 10:47

MST
Results: www.mstworld.com. Live Timing: https://livetiming.getraceresults.com/mst. Email: timing@mstworld.com

Silverstone Classic - 20 - 22 Jul 2018

Royal Automobile Club Tourist Trophy For Historic Cars (Pre '63 GT)

Race 2 - Sector Analysis

29 Nicholas James (INV) — Ogle SX1000

lap	Sect-1	Speed	Sect-2	Speed	Sect-3	Speed	Laptime	Pit	lap	Sect-1	Speed	Sect-2	Speed	Sect-3	Speed	Laptime	Pit
1		90.4	1:29.491	108.4	34.595	74.9	3:11.070		10	53.998	98.4	1:25.167	106.7	31.913	76.5	2:51.078	
2	54.857	91.8	1:27.353	107.2	32.799	74.8	2:55.009		11	52.967	98.3	1:25.018	104.0	31.309	77.0	2:49.294	
3	56.130	98.5	1:26.173	107.7	32.697	76.0	2:55.000		12	52.894	93.3	1:25.145	102.5	31.843	75.9	2:49.882	
4	54.872	99.0	1:26.687	106.2	33.261	72.3	2:54.820		13	53.425	96.7	1:25.392	100.6	32.361	75.0	2:51.178	
5	55.084	98.5	1:25.947	105.8	32.835	73.5	2:53.866		14	54.051	90.4	1:26.072	104.0	32.196	75.7	2:52.319	
6	56.311	97.8	1:27.223	100.6	33.259	71.3	2:56.793		15	53.431	96.6	1:25.728	98.7	31.932	76.4	2:51.091	
7	55.535	96.4	1:25.880	104.4	33.386	74.2	2:54.801		16	53.930	90.4	2:28.392	79.8	34.003	72.9	3:56.325	
8	56.681	96.4	2:38.425	106.0	31.349	76.2	4:06.455	P	17	56.689	89.0	1:30.232	99.1	32.724	75.0	2:59.645	
9	53.709	98.4	1:25.287	104.7	32.083	76.4	2:51.079		18	54.749	94.8	1:28.257	93.2	33.057	74.1	2:56.063	

32 Lambert/Markovac (A) — Ginetta G4

lap	Sect-1	Speed	Sect-2	Speed	Sect-3	Speed	Laptime	Pit	lap	Sect-1	Speed	Sect-2	Speed	Sect-3	Speed	Laptime	Pit
1		103.1	1:22.813	113.7	30.157	83.4	2:51.287		11	51.500	103.2	1:24.148	112.6	31.917	82.2	2:47.565	
2	51.100	104.0	1:20.889	116.1	30.179	82.5	2:42.168		12	52.497	102.9	1:24.456	112.0	31.938	81.4	2:48.891	
3	51.243	106.2	1:21.109	115.5	29.985	84.3	2:42.337		13	51.012	95.6	1:24.646	110.7	32.291	79.5	2:47.949	
4	50.508	105.2	1:20.529	115.3	29.980	84.3	2:41.017		14	51.779	102.1	1:23.230	113.0	32.005	80.6	2:47.014	
5	50.049	104.9	1:19.464	115.9	29.929	85.1	2:39.442		15	52.363	102.6	1:23.974	111.7	31.650	75.1	2:47.987	
6	50.038	103.7	1:19.991	114.3	29.657	84.3	2:39.686		16	51.319	102.5	1:22.398	112.6	31.337	83.0	2:45.054	
7	49.666	104.9	1:20.150	116.5	29.583	83.9	2:39.399		17	51.212	103.1	1:22.860	112.8	30.815	77.8	2:44.887	
8	50.157	105.4	1:19.868	114.9	29.400	83.8	2:39.425		18	50.613	103.9	1:21.988	114.3	30.810	82.8	2:43.411	
9	49.847	105.5	1:19.950	114.3	29.542	84.0	2:39.339		19	51.613	102.5	1:22.335	111.3	31.441	80.1	2:45.389	
10	49.938	104.2	2:23.556	107.9	32.610	83.0	3:46.104	P	20								

33 Cussons/Vaughan (INV) — Jaguar E-type

lap	Sect-1	Speed	Sect-2	Speed	Sect-3	Speed	Laptime	Pit	lap	Sect-1	Speed	Sect-2	Speed	Sect-3	Speed	Laptime	Pit
1		108.1	1:20.804	126.9	30.500	81.6	2:49.111		11	52.786	100.8	1:23.407	113.2	33.678	77.2	2:49.871	
2	52.281	113.6	1:19.658	125.4	29.653	83.4	2:41.592		12	53.675	96.6	1:24.650	120.5	33.008	78.7	2:51.333	
3	50.484	109.1	1:22.314	124.0	30.185	78.4	2:42.983		13	53.769	93.7	1:24.316	118.8	33.180	74.1	2:51.265	
4	50.564	110.4	1:19.923	125.2	30.057	80.2	2:40.544		14	53.469	97.5	1:25.057	106.5	34.664	80.2	2:53.190	
5	50.151	111.5	1:18.966	127.8	30.072	80.8	2:39.189		15	53.889	97.1	1:24.788	120.7	32.999	78.8	2:51.676	
6	50.295	109.1	1:19.819	127.1	30.091	80.5	2:40.205		16	52.261	104.9	1:26.436	124.7	31.941	77.2	2:50.638	
7	51.020	109.7	1:20.126	129.3	29.833	81.2	2:40.979		17	1:05.438	99.3	1:33.701	97.0	33.796	74.4	3:12.935	
8	49.761	113.0	1:19.375	129.6	29.511	82.6	2:38.647		18	54.137	102.9	1:24.028	121.1	33.095	80.6	2:51.260	
9	49.113	114.3	1:18.444	127.8	29.803	82.2	2:37.360		19	52.436	91.9	1:23.475	118.1	34.369	73.1	2:50.280	
10	50.918	110.4	2:08.936	100.0	34.729	75.7	3:34.583	P	20								

41 Smith/Lawley (INV) — Alfa Romeo Giulietta

lap	Sect-1	Speed	Sect-2	Speed	Sect-3	Speed	Laptime	Pit	lap	Sect-1	Speed	Sect-2	Speed	Sect-3	Speed	Laptime	Pit
1		89.8	1:27.144	101.7	31.760	73.3	3:02.144		10	54.106	91.1	2:12.843	99.3	33.220	72.3	3:40.169	P
2	54.241	91.9	1:26.609	100.6	31.652	73.7	2:52.502		11	56.295	92.9	1:28.835	100.2	32.996	73.4	2:58.126	
3	54.113	92.3	1:26.208	100.3	31.603	74.0	2:51.924		12	56.691	92.8	1:28.261	101.4	32.679	73.7	2:57.631	
4	54.354	91.1	1:26.875	99.7	31.808	74.0	2:53.037		13	55.443	93.7	1:27.400	101.5	32.511	73.3	2:55.354	
5	53.878	90.8	1:27.746	100.8	31.371	74.6	2:52.995		14	56.518	94.0	1:27.180	100.9	31.841	73.9	2:55.539	
6	53.906	92.2	1:26.114	101.8	31.310	74.0	2:51.330		15	55.343	94.1	1:27.324	99.9	32.387	73.9	2:55.054	
7	53.967	91.9	1:25.669	101.7	31.554	74.7	2:51.190		16	55.303	94.5	1:27.945	101.7	32.184	74.4	2:55.432	
8	53.685	92.6	1:26.508	100.8	31.649	73.5	2:51.842		17	55.098	94.1	1:27.691	102.1	32.436	73.7	2:55.225	
9	55.488	89.2	1:26.983	97.8	32.520	74.0	2:54.991		18	55.052	94.4	1:26.660	101.8	32.755	71.9	2:54.467	

42 Michael Birch (A) — Lotus Elite S2

lap	Sect-1	Speed	Sect-2	Speed	Sect-3	Speed	Laptime	Pit	lap	Sect-1	Speed	Sect-2	Speed	Sect-3	Speed	Laptime	Pit
1		97.0	1:27.279	107.5	31.724	79.2	2:59.474		11	51.823	98.0	1:24.146	107.0	31.090	81.0	2:47.059	
2	53.312	99.3	1:25.428	108.6	31.343	78.0	2:50.083		12	52.201	97.4	1:23.382	107.0	31.033	80.6	2:46.616	
3	53.425	98.0	1:24.447	108.9	31.230	77.9	2:49.102		13	52.960	96.3	1:23.282	107.2	30.740	81.5	2:46.982	
4	52.503	98.5	1:23.744	107.2	31.010	80.6	2:47.257		14	51.872	97.1	1:23.807	108.9	30.044	80.4	2:45.723	
5	52.422	98.1	1:24.151	107.7	30.866	81.3	2:47.439		15	52.863	97.3	1:23.126	108.1	30.180	81.7	2:46.169	
6	52.054	98.0	1:24.014	106.9	31.099	81.7	2:47.167		16	51.674	98.0	1:23.915	107.5	30.309	81.1	2:45.898	
7	52.304	97.8	2:30.748	103.2	31.315	80.2	3:54.367	P	17	51.992	98.5	1:23.946	108.4	30.313	81.6	2:46.251	
8	52.215	97.4	1:23.980	107.2	30.623	81.2	2:46.818		18	52.078	97.4	1:23.136	107.4	30.249	80.7	2:45.463	
9	52.085	97.4	1:24.223	107.5	30.850	81.2	2:47.158		19	52.058	99.1	1:22.547	108.2	30.114	81.3	2:44.719	
10	52.467	97.3	1:24.314	107.4	30.521	81.0	2:47.302		20								

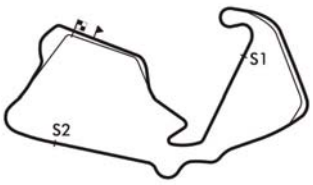

Session Start: 09:47:13 - Finish: 10:39:13
Weather/Track Conditions: Cloud / Drying
Circuit: Silverstone Historic Grand Prix
Track Length: 5.857 Km - 3.6394 miles
Printed: 21-07-2018 - 10:47

MST
Results: www.mstworld.com. Live Timing: https://livetiming.getraceresults.com/mst. Email: timing@mstworld.com

Silverstone Classic - 20 - 22 Jul 2018

Royal Automobile Club Tourist Trophy For Historic Cars (Pre '63 GT)

Race 2 - Sector Analysis

43 Hancock / Fisken (D) — Jaguar E-type

lap	Sect-1	Speed	Sect-2	Speed	Sect-3	Speed	Laptime	Pit	lap	Sect-1	Speed	Sect-2	Speed	Sect-3	Speed	Laptime	Pit
1		114.9	1:17.553	128.8	29.125	82.5	2:35.804		11	49.024	118.6	1:18.187	128.8	30.267	84.7	2:37.478	
2	48.289	117.1	1:17.493	128.6	29.191	85.2	2:34.973		12	48.831	116.5	1:17.325	127.8	29.669	85.7	2:35.825	
3	48.529	116.7	1:17.457	128.6	28.927	84.4	2:34.913		13	48.130	119.0	1:18.182	127.3	29.240	84.7	2:35.552	
4	48.067	119.0	1:18.015	127.8	29.560	82.4	2:35.642		14	48.671	114.1	1:17.279	129.1	29.238	87.6	2:35.188	
5	48.331	118.8	1:17.237	128.1	29.024	84.8	2:34.592		15	48.218	113.9	1:17.835	129.3	29.282	84.0	2:35.335	
6	48.268	116.9	1:17.398	127.6	29.240	82.6	2:34.906		16	48.287	116.7	1:17.166	130.1	29.141	86.0	2:34.594	
7	48.244	119.6	1:17.459	127.8	28.839	84.6	2:34.542		17	48.567	117.5	1:16.887	126.9	29.053	85.9	2:34.507	
8	48.702	117.9	1:17.985	128.8	29.401	83.4	2:36.088		18	51.129	114.7	1:17.187	126.1	29.375	83.5	2:37.691	
9	49.318	116.9	2:10.666	127.3	29.500	84.4	3:29.484	P	19	48.032	114.5	1:17.573	130.3	29.932	82.8	2:35.537	
10	49.982	114.9	1:18.250	128.6	29.432	85.5	2:37.664		20	48.042	117.9	1:17.312	131.6	28.803	84.0	2:34.157	

44 Gareth Burnett (B) — Porsche 356 Coupe GT

lap	Sect-1	Speed	Sect-2	Speed	Sect-3	Speed	Laptime	Pit	lap	Sect-1	Speed	Sect-2	Speed	Sect-3	Speed	Laptime	Pit
1		96.8	1:26.084	119.0	30.927	79.8	2:56.306		11	51.630	109.7	2:16.830	118.8	30.624	81.8	3:39.084	P
2	50.924	108.4	1:22.216	119.0	30.950	80.4	2:44.090		12	50.979	108.2	1:22.323	119.2	30.792	80.9	2:44.094	
3	51.384	108.1	1:22.193	119.0	30.598	80.9	2:44.175		13	50.610	108.2	1:21.477	119.4	30.645	81.2	2:42.732	
4	50.434	108.9	1:21.717	119.0	30.669	81.0	2:42.820		14	50.641	108.9	1:21.925	119.6	30.362	80.1	2:42.928	
5	50.469	109.5	1:22.324	118.6	30.477	79.7	2:43.270		15	50.595	109.7	1:21.587	119.6	31.466	74.7	2:43.648	
6	50.720	108.1	1:22.017	118.4	30.608	81.0	2:43.345		16	50.531	110.0	1:20.988	120.3	30.927	80.2	2:42.446	
7	50.426	109.3	1:22.033	119.0	30.765	79.9	2:43.224		17	50.304	109.8	1:21.291	120.5	30.213	82.4	2:41.808	
8	50.335	109.1	1:21.846	118.6	30.674	80.9	2:42.855		18	50.539	108.2	1:21.827	119.8	30.442	81.7	2:42.808	
9	50.542	107.7	1:22.015	117.7	30.673	80.8	2:43.230		19	50.229	110.4	1:22.037	119.8	30.653	80.5	2:42.919	
10	50.861	108.6	1:22.851	118.1	30.787	79.9	2:44.499		20								

65 Hunt / Blakeney-Edwards (D) — AC Cobra

lap	Sect-1	Speed	Sect-2	Speed	Sect-3	Speed	Laptime	Pit	lap	Sect-1	Speed	Sect-2	Speed	Sect-3	Speed	Laptime	Pit
1		120.7	1:15.951	138.7	29.484	85.8	2:32.916		11	47.401	120.1	1:15.642	137.8	29.337	89.5	2:32.380	
2	47.674	117.9	1:16.348	138.4	29.527	85.2	2:33.549		12	47.135	118.6	1:15.797	136.7	29.603	89.4	2:32.535	
3	47.478	116.5	1:16.311	138.1	29.569	87.4	2:33.358		13	48.459	113.6	1:16.014	137.5	30.060	87.6	2:34.533	
4	47.255	113.7	1:16.637	136.1	29.481	88.8	2:33.373		14	47.106	116.9	1:16.153	138.1	29.304	90.3	2:32.563	
5	47.950	115.1	1:18.029	119.8	31.483	85.1	2:37.462		15	47.164	120.5	1:15.698	141.3	29.330	89.7	2:32.192	
6	48.630	112.4	1:17.421	136.7	29.965	87.2	2:36.016		16	48.370	111.5	1:16.210	137.2	29.360	89.4	2:33.940	
7	47.242	113.6	1:58.969	135.3	29.852	86.3	3:16.063	P	17	47.510	114.3	1:17.492	135.3	29.471	90.0	2:34.473	
8	49.383	111.1	1:16.053	138.9	29.821	90.0	2:35.257		18	47.432	113.6	1:16.029	132.6	29.657	86.9	2:33.118	
9	47.433	122.0	1:16.319	134.8	29.958	86.6	2:33.710		19	47.823	118.4	1:16.820	129.8	29.932	89.4	2:34.575	
10	47.483	114.1	1:16.650	136.4	29.430	89.5	2:33.563		20	47.979	111.3	1:16.988	133.2	29.919	87.0	2:34.886	

66 Niall McFadden (D) — Jaguar E-type

lap	Sect-1	Speed	Sect-2	Speed	Sect-3	Speed	Laptime	Pit	lap	Sect-1	Speed	Sect-2	Speed	Sect-3	Speed	Laptime	Pit
1		95.7	1:24.446	123.6	30.856	81.1	2:55.123		11	50.560	114.7	1:21.343	124.5	30.753	81.9	2:42.656	
2	51.128	111.3	1:21.896	126.4	31.684	79.8	2:44.708		12	50.530	113.9	1:22.747	122.9	30.854	82.3	2:44.131	
3	51.417	112.2	1:21.549	126.6	30.715	81.3	2:43.681		13	51.237	113.2	1:21.493	123.1	30.914	77.6	2:43.644	
4	50.040	109.8	1:21.084	125.2	31.023	82.5	2:42.147		14	51.922	111.1	1:21.383	126.1	30.921	81.1	2:44.226	
5	50.329	108.9	1:35.901	124.3	31.077	79.7	2:57.307		15	51.599	110.2	1:21.465	125.2	31.196	80.8	2:44.260	
6	50.768	104.7	1:22.186	121.6	31.371	81.8	2:44.325		16	50.435	113.4	1:21.526	124.7	30.801	78.7	2:42.762	
7	50.454	109.1	1:22.106	125.4	30.706	81.3	2:43.266		17	50.746	94.0	1:23.044	106.7	32.847	81.0	2:46.637	
8	50.637	101.1	1:22.067	125.2	31.127	84.0	2:43.831		18	51.711	100.0	1:21.767	125.2	30.596	80.2	2:44.074	
9	50.903	104.2	2:54.624	124.3	30.511	81.4	4:16.038	P	19	50.243	109.1	1:20.932	123.8	31.262	71.4	2:42.437	
10	50.659	112.8	1:21.140	124.3	30.821	81.0	2:42.620		20								

67 Andrew Kirkaldy (D) — Jaguar E-type

lap	Sect-1	Speed	Sect-2	Speed	Sect-3	Speed	Laptime	Pit	lap	Sect-1	Speed	Sect-2	Speed	Sect-3	Speed	Laptime	Pit
1		116.9	1:16.765	128.6	29.031	83.0	2:34.227		3	47.862	116.3	1:16.499	127.8	28.793	82.6	2:33.154	
2	47.941	116.3	1:16.764	128.1	28.799	82.6	2:33.504		4	47.922	117.1	1:16.783	94.7	1:21.319		3:26.024	

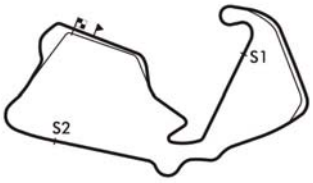

Session Start: 09:47:13 - Finish: 10:39:13
Weather/Track Conditions: Cloud / Drying
Circuit: Silverstone Historic Grand Prix
Track Length: 5.857 Km - 3.6394 miles
Printed: 21-07-2018 - 10:47

MST
Results: www.mstworld.com. Live Timing: https://livetiming.getraceresults.com/mst. Email: timing@mstworld.com

Silverstone Classic - 20 - 22 Jul 2018

Royal Automobile Club Tourist Trophy For Historic Cars (Pre '63 GT)

Race 2 - Sector Analysis

68 Simon Drabble (C) — Reliant Sabre Six

lap	Sect-1	Speed	Sect-2	Speed	Sect-3	Speed	Laptime	Pit	lap	Sect-1	Speed	Sect-2	Speed	Sect-3	Speed	Laptime	Pit
1		94.1	1:26.015	110.0	31.542	77.8	2:58.955		10	53.165	105.0	1:23.512	116.3	31.158	77.7	2:47.835	
2	52.737	104.5	1:25.767	115.1	31.878	74.7	2:50.382		11	52.161	104.7	1:31.498	114.3	32.498	75.9	2:56.157	
3	52.700	102.8	1:24.597	115.3	31.747	76.3	2:49.044		12	52.086	101.4	1:24.831	114.1	31.194	78.9	2:48.111	
4	52.666	105.5	1:24.504	104.7	32.032	77.6	2:49.202		13	51.914	102.3	1:23.313	114.3	30.859	78.5	2:46.086	
5	52.732	101.7	1:23.320	114.5	31.775	78.3	2:47.827		14	53.162	104.9	1:22.868	115.1	30.865	78.6	2:46.895	
6	52.531	100.6	1:23.776	115.5	31.533	79.0	2:47.840		15	52.668	101.7	1:22.963	111.1	32.658	77.6	2:48.289	
7	52.016	104.4	1:23.767	114.7	31.660	76.3	2:47.443		16	52.191	102.3	1:23.623	114.5	31.080	75.6	2:46.894	
8	52.188	103.7	2:37.799	112.0	32.058	78.0	4:02.045	P	17	52.239	103.4	1:25.202	104.9	32.433	78.1	2:49.874	
9	52.039	103.2	1:23.674	113.9	31.368	78.4	2:47.081		18	53.086	102.6	1:30.296	106.5	31.763	72.2	2:55.145	

73 Cottingham / Stanley (D) — Jaguar E-type

lap	Sect-1	Speed	Sect-2	Speed	Sect-3	Speed	Laptime	Pit	lap	Sect-1	Speed	Sect-2	Speed	Sect-3	Speed	Laptime	Pit
1		114.7	1:17.392	131.3	29.401	80.4	2:35.321		11	47.943	118.1	1:17.444	126.1	29.251	85.8	2:34.638	
2	47.955	115.1	1:17.151	130.3	29.227	86.8	2:34.333		12	48.172	118.6	1:17.339	126.9	29.749	87.0	2:35.260	
3	47.775	119.6	1:17.140	128.3	29.138	87.5	2:34.053		13	47.963	110.6	2:02.195	125.4	30.389	83.2	3:20.547	P
4	47.491	119.8	1:17.548	115.5	31.072	87.3	2:36.111		14	48.912	115.9	1:19.405	125.2	29.945	83.8	2:38.262	
5	48.055	113.0	1:16.909	127.6	29.149	87.3	2:34.113		15	49.051	116.1	1:19.797	126.1	29.871	87.4	2:38.719	
6	47.515	118.1	1:16.926	128.6	28.936	83.9	2:33.377		16	48.635	115.1	1:18.977	125.4	29.780	83.5	2:37.392	
7	48.187	118.8	1:16.864	126.6	29.787	81.9	2:34.838		17	49.145	116.5	1:21.544	126.1	29.527	86.8	2:40.216	
8	47.804	118.4	1:16.797	127.3	29.787	86.7	2:34.388		18	48.575	115.9	1:19.416	128.3	29.271	87.0	2:37.262	
9	47.688	118.8	1:16.958	127.8	29.303	85.9	2:33.949		19	49.779	113.6	1:18.935	127.3	29.859	85.3	2:38.573	
10	47.730	119.8	1:16.788	127.8	29.063	87.0	2:33.581		20	48.577	114.9	1:19.822	127.1	29.622	86.0	2:38.021	

74 Wrigley / Pochciol (D) — Jaguar E-type

lap	Sect-1	Speed	Sect-2	Speed	Sect-3	Speed	Laptime	Pit	lap	Sect-1	Speed	Sect-2	Speed	Sect-3	Speed	Laptime	Pit
1		99.0	1:24.637	108.9	30.857	81.2	2:54.176		11	52.590	106.4	1:24.269	113.2	32.964	79.0	2:49.823	
2	50.948	106.2	1:21.869	114.3	30.634	81.6	2:43.451		12	52.193	107.0	1:23.758	115.1	32.574	79.8	2:48.525	
3	49.767	108.4	1:21.024	114.7	30.360	83.5	2:41.151		13	52.857	104.5	1:23.250	115.1	32.641	79.4	2:48.748	
4	49.960	106.4	1:21.278	115.3	30.403	81.6	2:41.641		14	52.121	104.9	1:23.439	112.6	32.752	79.5	2:48.312	
5	50.142	107.5	1:21.156	113.2	30.459	80.4	2:41.757		15	52.535	103.4	1:23.322	115.5	32.894	77.0	2:48.751	
6	50.106	108.1	1:20.865	113.2	30.223	81.9	2:41.194		16	1:00.109	53.1	1:25.190	115.7	31.806	76.6	2:57.105	
7	49.542	107.7	1:20.466	114.5	30.617	82.5	2:40.625		17	55.060	88.2	1:24.709	108.9	32.442	77.9	2:52.211	
8	50.832	105.5	1:21.471	114.3	30.769	82.5	2:43.072		18	56.087	101.4	1:29.479	114.3	31.607	78.8	2:57.173	
9	51.436	102.6	2:23.950	109.3	32.980	79.0	3:48.366	P	19	54.329	104.4	1:24.954	115.7	31.055	82.0	2:50.338	
10	53.353	105.7	1:25.558	113.0	32.990	77.1	2:51.901		20								

77 Prichard Jones / Crewsden (INV) — Turner Mark III

lap	Sect-1	Speed	Sect-2	Speed	Sect-3	Speed	Laptime	Pit	lap	Sect-1	Speed	Sect-2	Speed	Sect-3	Speed	Laptime	Pit
1		81.7	1:27.819	105.0	34.343	74.8	3:05.605		10	52.042	95.7	1:24.072	117.1	32.307	78.1	2:48.421	
2	54.537	95.2	1:26.270	112.6	33.910	76.2	2:54.717		11	52.656	94.7	2:38.665	109.7	32.176	79.3	4:03.497	P
3	54.029	96.0	1:25.773	111.8	32.749	77.6	2:52.551		12	52.525	97.8	1:23.241	106.7	31.779	81.4	2:47.545	
4	53.575	95.1	1:24.270	118.4	31.597	77.9	2:49.442		13	51.572	100.3	1:23.609	115.5	31.437	80.0	2:46.618	
5	52.386	100.2	1:24.038	119.6	31.819	75.6	2:48.243		14	52.230	102.1	1:23.024	114.9	31.915	80.2	2:47.169	
6	54.047	102.3	1:24.888	118.8	32.359	76.4	2:51.294		15	52.191	106.5	1:22.792	119.2	31.665	79.5	2:46.648	
7	53.469	99.0	1:24.283	118.8	33.623	76.4	2:51.375		16	51.573	101.4	1:22.049	118.6	31.958	82.4	2:45.580	
8	52.444	100.8	1:23.893	119.8	32.002	77.2	2:48.339		17	50.965	107.0	1:21.102	118.1	30.919	76.6	2:42.986	
9	53.956	96.0	1:24.487	113.9	31.782	77.8	2:50.225		18	51.283	107.5	1:20.493	122.7	31.994	80.4	2:43.770	

78 Gordon / Finburgh (A) — Lotus Elite

lap	Sect-1	Speed	Sect-2	Speed	Sect-3	Speed	Laptime	Pit	lap	Sect-1	Speed	Sect-2	Speed	Sect-3	Speed	Laptime	Pit
1		98.7	1:27.273	114.3	31.255	79.8	2:56.722		10	50.551	104.0	1:20.809	114.7	31.417	82.3	2:42.777	
2	53.294	102.8	1:23.218	114.1	30.220	82.4	2:46.732		11	50.120	104.9	1:20.815	114.5	30.071	81.2	2:41.006	
3	51.730	105.4	1:27.655	111.1	31.191	80.6	2:50.576		12	50.346	98.4	1:22.484	114.1	29.573	81.2	2:42.403	
4	51.587	97.4	3:40.758	107.5	32.169	80.9	5:04.514	P	13	52.033	101.5	1:22.899	114.7	30.010	81.8	2:44.942	
5	50.816	104.7	1:21.273	115.1	30.086	82.6	2:42.175		14	50.942	104.0	1:20.809	112.4	29.654	82.6	2:41.405	
6	50.531	105.0	1:21.733	114.9	29.911	82.4	2:42.175		15	50.159	104.7	1:21.239	113.2	29.891	80.0	2:41.289	
7	51.191	104.4	1:22.165	113.0	30.470	81.3	2:43.826		16	51.343	102.3	1:20.832	113.0	30.181	81.6	2:42.356	
8	51.755	102.9	2:21.084	112.8	29.615	83.5	3:42.454	P	17	50.997	103.9	1:21.985	113.2	30.077	82.3	2:43.059	
9	50.574	103.6	1:21.484	113.6	30.699	78.6	2:42.757		18	50.791	103.9	1:21.053	113.0	30.721	80.1	2:42.565	

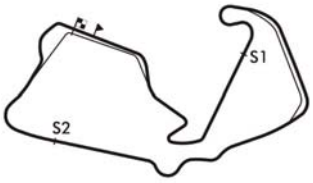

Session Start: 09:47:13 - Finish: 10:39:13
Weather/Track Conditions: Cloud / Drying
Circuit: Silverstone Historic Grand Prix
Track Length: 5.857 Km - 3.6394 miles
Printed: 21-07-2018 - 10:47

MST
Results: www.mstworld.com. Live Timing: https://livetiming.getraceresults.com/mst. Email: timing@mstworld.com

Silverstone Classic - 20 - 22 Jul 2018

Royal Automobile Club Tourist Trophy For Historic Cars (Pre '63 GT)

Race 2 - Sector Analysis

82 Bob Binfield (D) — Jaguar E-type

lap	Sect-1	Speed	Sect-2	Speed	Sect-3	Speed	Laptime	Pit	lap	Sect-1	Speed	Sect-2	Speed	Sect-3	Speed	Laptime	Pit
1		104.4	1:21.277	119.4	30.762	85.8	2:46.534		11	50.715	100.9	1:21.604	124.3	30.655	84.0	2:42.974	
2	49.741	105.0	1:20.735	123.6	30.719	85.9	2:41.195		12	49.950	111.5	1:20.354	119.8	31.242	85.7	2:41.546	
3	49.198	106.2	1:19.880	125.2	30.341	86.3	2:39.419		13	49.480	108.2	1:19.481	123.6	30.139	87.2	2:39.100	
4	49.169	106.4	1:19.764	120.9	30.694	86.6	2:39.627		14	49.505	109.7	1:19.746	122.5	30.479	86.4	2:39.730	
5	50.000	110.0	1:20.026	120.7	30.443	83.3	2:40.469		15	50.396	109.3	1:20.179	124.0	30.768	84.5	2:41.343	
6	49.062	110.4	1:19.542	123.6	31.424	79.3	2:40.028		16	49.810	105.5	1:20.214	125.0	30.215	84.5	2:40.239	
7	50.622	106.9	1:20.070	126.9	30.407	84.0	2:41.099		17	49.136	110.0	1:19.269	123.8	30.371	86.3	2:38.776	
8	49.466	110.7	1:19.828	125.2	30.468	82.4	2:39.762		18	49.497	108.6	1:19.456	125.4	30.397	84.2	2:39.350	
9	49.638	107.9	2:23.257	122.2	30.218	83.1	3:43.113	P	19	50.123	105.8	1:20.888	127.1	29.985	85.1	2:40.996	
10	49.553	107.4	1:20.958	123.4	30.733	84.9	2:41.244		20	50.736	109.8	1:21.142	120.3	30.889	80.5	2:42.767	

83 Sadler / Hudson (A) — Lotus Elite

lap	Sect-1	Speed	Sect-2	Speed	Sect-3	Speed	Laptime	Pit	lap	Sect-1	Speed	Sect-2	Speed	Sect-3	Speed	Laptime	Pit
1		99.6	1:25.914	112.0	30.858	82.3	2:57.079		10	52.157	98.4	5:13.822	106.7	34.926	74.1	6:40.905	P
2	52.055	100.6	1:21.518	111.3	30.376	81.5	2:43.949		11	57.003	87.8	1:28.258	109.3	33.839	76.4	2:59.100	
3	52.002	100.9	1:21.955	111.5	30.445	82.1	2:44.402		12	55.661	94.9	1:27.661	110.0	33.221	76.4	2:56.543	
4	51.136	101.1	1:21.585	111.7	30.140	82.7	2:42.861		13	56.733	94.4	1:28.278	109.3	34.240	70.5	2:59.251	
5	51.047	101.4	1:22.607	110.9	30.153	83.1	2:43.807		14	56.094	92.2	1:28.357	107.5	33.546	73.0	2:57.997	
6	51.283	100.8	1:21.894	110.6	30.524	77.6	2:43.701		15	55.194	94.8	1:27.139	111.1	33.838	74.1	2:56.171	
7	51.660	100.8	1:21.738	111.1	29.892	81.5	2:43.290		16	55.079	96.0	1:27.240	110.6	32.649	78.7	2:54.968	
8	51.077	101.1	1:20.979	110.7	30.096	82.0	2:42.152		17	54.428	98.3	1:26.906	108.6	33.770	71.5	2:55.104	
9	50.978	100.5	1:22.044	109.3	30.363	81.3	2:43.385		18								

97 Oliver Stirling (A) — Lotus Elite

lap	Sect-1	Speed	Sect-2	Speed	Sect-3	Speed	Laptime	Pit	lap	Sect-1	Speed	Sect-2	Speed	Sect-3	Speed	Laptime	Pit
1		93.5	1:27.176	100.3	33.468	75.1	3:05.845		9	52.203	97.4	1:24.654	104.5	30.508	78.5	2:47.365	
2	54.108	96.1	5:10.112	103.1	31.350	76.6	6:35.570	P	10	52.588	95.9	1:24.235	104.2	32.286	78.2	2:49.109	
3	53.157	94.9	1:25.518	103.2	31.611	77.4	2:50.286		11	52.468	96.3	1:24.717	105.8	30.708	79.0	2:47.893	
4	52.672	95.1	1:25.015	103.7	31.030	77.3	2:48.717		12	52.652	96.3	1:23.900	105.0	30.649	78.2	2:47.201	
5	52.865	95.2	2:30.743	103.6	30.863	77.7	3:54.471	P	13	52.586	95.9	1:24.171	104.9	30.817	78.1	2:47.574	
6	52.931	95.3	1:24.698	105.2	30.844	78.5	2:48.473		14	52.282	96.7	1:24.026	106.0	30.439	78.9	2:46.747	
7	52.561	96.1	1:24.859	104.0	30.923	77.9	2:48.343		15	52.367	97.7	1:29.136	92.4	32.815	71.9	2:54.318	
8	53.018	95.9	1:25.313	104.4	31.265	78.3	2:49.596		16								

99 Gurney / Shears (B) — Morgan Plus 4 Supersport

lap	Sect-1	Speed	Sect-2	Speed	Sect-3	Speed	Laptime	Pit	lap	Sect-1	Speed	Sect-2	Speed	Sect-3	Speed	Laptime	Pit
1		97.3	1:28.962	111.1	34.356	73.7	3:09.489		10	54.593	96.1	1:25.589	106.0	34.969	76.0	2:55.151	
2	55.576	99.9	1:25.464	114.5	34.962	75.6	2:56.002		11	54.583	99.1	1:24.370	106.2	33.306	76.5	2:52.259	
3	55.134	105.0	1:25.863	115.1	33.885	77.4	2:54.882		12	54.428	100.2	1:25.437	111.1	33.219	73.3	2:53.084	
4	54.166	102.1	1:26.410	112.4	34.658	74.8	2:55.234		13	54.928	98.1	1:24.532	108.2	33.052	78.4	2:52.512	
5	54.231	103.4	1:25.444	116.5	33.933	74.9	2:53.608		14	53.856	99.0	1:25.118	110.6	32.619	74.3	2:51.593	
6	55.968	105.0	1:26.412	113.7	34.698	71.9	2:57.078		15	53.500	100.8	1:24.633	106.0	34.066	73.4	2:52.199	
7	54.347	105.4	1:25.058	108.1	34.373	77.1	2:53.778		16	55.710	98.3	1:29.358	108.8	33.731	73.1	2:58.799	
8	55.311	99.6	2:56.652	110.2	34.333	72.7	4:26.296	P	17	53.972	94.7	1:25.152	109.3	33.789	77.3	2:52.913	
9	54.278	93.7	1:26.756	108.6	35.024	75.1	2:56.058		18	54.058	101.1	1:25.538	112.6	33.096	73.5	2:52.692	

101 Robert Barrie (A) — Alfa Romeo Giulietta SV

lap	Sect-1	Speed	Sect-2	Speed	Sect-3	Speed	Laptime	Pit	lap	Sect-1	Speed	Sect-2	Speed	Sect-3	Speed	Laptime	Pit
1		90.0	1:31.296	95.7	33.096	73.4	3:12.646		10	54.930	88.5	1:28.125	99.9	32.836	70.8	2:55.891	
2	55.946	89.7	1:28.875	98.8	32.226	75.2	2:57.047		11	55.589	89.5	1:29.415	99.6	32.094	75.7	2:57.098	
3	55.669	89.1	1:29.074	98.5	32.882	71.9	2:57.625		12	55.112	90.8	1:28.039	98.8	32.583	75.9	2:55.734	
4	56.904		1:31.446	96.6	33.334	75.3	3:01.684		13	55.511	89.4	1:28.619	98.4	32.252	75.4	2:56.382	
5	55.538	89.1	1:28.765	99.9	32.396	75.3	2:56.699		14	54.899	91.2	1:28.226	98.0	33.313	72.5	2:56.438	
6	56.056	89.8	1:28.181	98.4	32.863	72.2	2:57.100		15	55.316	88.9	1:28.590	98.3	32.003	75.4	2:55.909	
7	56.376	87.5	1:27.842	99.6	31.984	75.1	2:56.202		16	55.429	89.1	1:28.845	99.3	32.548	73.8	2:56.822	
8	55.377	88.9	1:28.622	98.8	31.882	74.8	2:55.881		17	57.655	89.4	1:28.524	99.3	32.658	75.6	2:58.837	
9	56.062	90.7	2:23.110	99.6	31.981	75.8	3:51.153	P	18	55.660	91.9	1:28.728	99.9	31.727	75.5	2:56.115	

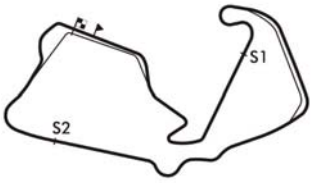

Session Start: 09:47:13 - Finish: 10:39:13
Weather/Track Conditions: Cloud / Drying
Circuit: Silverstone Historic Grand Prix
Track Length: 5.857 Km - 3.6394 miles
Printed: 21-07-2018 - 10:47

MST
Results: www.mstworld.com. Live Timing: https://livetiming.getraceresults.com/mst. Email: timing@mstworld.com

Silverstone Classic - 20 - 22 Jul 2018

Royal Automobile Club Tourist Trophy For Historic Cars (Pre '63 GT)

Race 2 - Sector Analysis

119 Hudson / Morley (C) — Austin Healey 3000

lap	Sect-1	Speed	Sect-2	Speed	Sect-3	Speed	Laptime	Pit	lap	Sect-1	Speed	Sect-2	Speed	Sect-3	Speed	Laptime	Pit
1		84.2	1:29.157	106.0	34.313	77.6	3:07.693		10	50.594	106.2	1:22.991	119.2	32.203	77.2	2:45.788	
2	54.683	109.1	1:26.902	108.1	34.933	74.3	2:56.518		11	51.281	104.2	1:22.925	120.3	31.734	82.2	2:45.940	
3	54.842	107.5	1:26.229	115.9	33.416	76.3	2:54.487		12	51.849	101.2	1:24.286	120.9	32.511	74.0	2:48.646	
4	54.497	107.7	1:26.260	106.0	34.054	75.5	2:54.811		13	53.452	105.0	1:23.009	117.9	32.038	82.7	2:48.499	
5	54.504	109.8	1:25.476	106.0	33.986	77.8	2:53.966		14	51.861	103.2	1:23.263	117.9	31.985	81.1	2:47.109	
6	57.063	102.6	1:26.501	109.5	34.938	75.0	2:58.502		15	51.974	98.4	1:22.230	116.1	32.262	80.9	2:46.466	
7	53.967	107.2	1:26.624	107.9	34.484	75.1	2:55.075		16	51.639	99.6	1:22.723	116.9	31.158	80.9	2:45.520	
8	55.239	104.7	3:01.105	117.3	32.045	74.8	4:28.389	P	17	53.263	103.7	1:22.625	117.7	31.796	78.0	2:47.684	
9	51.169	107.7	1:23.322	118.4	31.698	81.6	2:46.189		18	54.306	102.8	1:23.647	114.5	31.234	80.5	2:49.187	

133 Thomas / Bell (C) — Austin Healey 3000

lap	Sect-1	Speed	Sect-2	Speed	Sect-3	Speed	Laptime	Pit	lap	Sect-1	Speed	Sect-2	Speed	Sect-3	Speed	Laptime	Pit
1		113.6	1:17.955	124.5	29.516	84.7	2:38.837		11	48.570	114.1	1:18.274	124.0	29.496	84.5	2:36.340	
2	49.144	113.4	1:17.807	125.4	29.086	85.2	2:36.037		12	48.671	113.7	2:37.625	121.8	32.162	82.4	3:58.458	P
3	48.615	114.7	1:18.203	124.7	28.869	85.3	2:35.687		13	51.121	105.7	1:22.914	121.8	31.886	78.9	2:45.921	
4	48.375	114.1	1:17.655	124.7	29.036	84.5	2:35.066		14	51.730	108.8	1:21.060	124.0	31.213	83.3	2:44.003	
5	48.219	114.3	1:17.523	125.2	29.008	84.3	2:34.750		15	50.969	103.9	1:22.211	122.2	31.119	83.1	2:44.299	
6	48.773	114.1	1:17.533	125.2	28.989	83.8	2:35.295		16	50.861	111.1	1:20.107	124.0	30.851	85.4	2:41.819	
7	48.494	114.7	1:17.480	125.4	29.071	86.1	2:35.045		17	50.883	109.1	1:19.739	125.2	30.219	78.5	2:40.841	
8	48.604	116.1	1:17.810	125.2	29.202	84.2	2:35.616		18	50.324	103.7	1:22.438	119.6	30.323	85.6	2:43.085	
9	49.374	112.4	1:20.058	124.3	29.189	85.2	2:38.621		19	50.319	112.2	1:20.099	125.2	30.230	85.6	2:40.648	
10	48.338	113.9	1:17.894	124.7	29.952	82.8	2:36.184		20	50.328	110.9	1:20.048	125.0	30.344	84.5	2:40.720	

149 Woodgate / Greaves (C) — Aston Martin DB MkIII

lap	Sect-1	Speed	Sect-2	Speed	Sect-3	Speed	Laptime	Pit	lap	Sect-1	Speed	Sect-2	Speed	Sect-3	Speed	Laptime	Pit
1		92.7	1:28.376	110.2	33.630	76.3	3:10.220		10	53.084	102.6	1:25.470	108.2	34.380	68.3	2:52.934	
2	55.162	95.9	1:27.039	107.9	33.287	73.0	2:55.488		11	54.276	95.2	1:26.065	110.6	32.128	80.4	2:52.469	
3	55.228	100.6	1:26.300	111.1	33.277	77.2	2:54.805		12	53.198	101.5	1:25.388	111.3	31.340	80.3	2:49.926	
4	54.417	100.0	1:26.836	107.5	33.407	75.2	2:54.660		13	52.984	98.0	1:25.836	110.6	31.973	77.3	2:50.793	
5	54.363	100.9	1:26.462	110.9	33.481	72.2	2:54.306		14	53.862	98.0	1:25.168	112.0	31.310	78.8	2:50.340	
6	55.417	99.6	1:26.598	113.2	32.892	73.6	2:54.907		15	52.962	102.9	1:25.766	113.9	31.236	79.0	2:49.964	
7	53.213	100.0	1:27.557	112.6	33.556	77.0	2:54.326		16	54.120	91.8	1:26.350	112.8	31.781	74.1	2:52.251	
8	53.364	99.6	2:20.465	105.4	32.359	77.8	3:46.188	P	17	53.366	101.4	1:25.423	113.4	32.665	75.6	2:51.454	
9	53.969	99.3	1:25.767	109.1	31.627	80.5	2:51.363		18	53.644	99.1	1:26.952	107.7	32.327	76.3	2:52.923	

177 John Davison (A) — Lotus Elite

lap	Sect-1	Speed	Sect-2	Speed	Sect-3	Speed	Laptime	Pit	lap	Sect-1	Speed	Sect-2	Speed	Sect-3	Speed	Laptime	Pit
1		106.0	1:20.456	115.5	29.065	83.8	2:40.775		11	50.002	104.4	1:18.295	114.3	28.994	83.4	2:37.291	
2	49.866	104.2	1:19.441	115.1	29.029	81.6	2:38.336		12	49.238	103.2	1:18.863	115.1	30.046	79.8	2:38.147	
3	49.510	104.7	1:18.917	115.3	28.803	83.8	2:37.230		13	49.264	104.7	1:18.576	115.7	30.692	80.1	2:38.532	
4	49.686	104.7	1:19.071	114.7	30.160	81.6	2:38.917		14	50.290	105.7	1:18.371	115.9	29.753	82.4	2:38.414	
5	49.796	104.9	1:19.018	113.4	29.374	83.6	2:38.188		15	49.701	104.9	1:18.417	115.1	30.410	82.4	2:38.528	
6	49.747	103.1	1:19.543	112.2	29.064	83.8	2:38.354		16	51.072	103.1	1:19.177	111.3	29.505	81.0	2:39.754	
7	49.285	104.0	1:19.442	113.4	28.949	83.5	2:37.676		17	49.511	103.4	1:20.008	113.2	29.085	83.2	2:38.604	
8	49.363	104.0	1:18.866	113.6	29.089	83.3	2:37.318		18	49.066	106.2	1:19.538	115.7	29.034	82.3	2:37.638	
9	49.911	104.0	1:19.411	113.0	28.950	83.3	2:38.272		19	49.254	104.7	1:19.060	114.5	28.835	83.8	2:37.149	
10	49.127	105.2	2:23.622	113.4	30.099	80.6	3:42.848	P	20	49.621	104.9	1:18.368	115.1	28.942	82.3	2:36.931	

207 Harris / Wilmoth (C) — Austin Healey 3000 Mk1

lap	Sect-1	Speed	Sect-2	Speed	Sect-3	Speed	Laptime	Pit	lap	Sect-1	Speed	Sect-2	Speed	Sect-3	Speed	Laptime	Pit
1		99.7	1:21.793	125.4	30.547	84.3	2:49.909		11	50.901	112.8	1:22.188	113.9	31.299	80.9	2:44.388	
2	51.373	106.9	1:21.097	126.6	30.733	83.5	2:43.203		12	51.008	113.7	1:22.600	123.6	30.674	81.7	2:44.282	
3	50.257	108.1	1:20.338	123.1	30.656	83.7	2:41.251		13	51.069	111.8	1:21.217	123.8	30.849	81.0	2:43.135	
4	49.945	108.1	1:20.421	125.0	30.333	85.9	2:40.699		14	50.303	112.6	1:20.643	122.2	31.132	81.0	2:42.078	
5	49.517	108.6	1:19.769	125.4	29.907	86.0	2:39.193		15	50.300	114.3	1:20.245	123.4	30.684	81.9	2:41.229	
6	49.467	110.2	1:20.199	125.9	30.180	86.1	2:39.846		16	50.082	111.7	1:20.557	121.6	31.048	82.0	2:41.687	
7	50.310	111.1	1:19.638	126.4	30.181	80.9	2:40.129		17	50.424	111.7	1:20.431	122.2	30.960	80.9	2:41.815	
8	49.622	110.4	1:19.994	125.9	30.122	84.4	2:39.738		18	51.153	112.8	1:20.422	123.6	31.119	82.4	2:42.694	
9	49.269	110.6	1:19.561	126.4	29.916	86.5	2:38.746		19	51.296	110.2	1:21.203	123.1	30.692	82.5	2:43.191	
10	49.455	106.2	2:18.964	122.9	30.842	83.4	3:39.261	P	20								

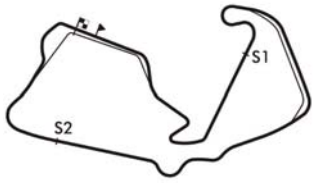

Session Start: 09:47:13 - Finish: 10:39:13
Weather/Track Conditions: Cloud / Drying
Circuit: Silverstone Historic Grand Prix
Track Length: 5.857 Km - 3.6394 miles
Printed: 21-07-2018 - 10:47

MST
Results: www.mstworld.com. Live Timing: https://livetiming.getraceresults.com/mst. Email: timing@mstworld.com

Silverstone Classic - 20 - 22 Jul 2018

Royal Automobile Club Tourist Trophy For Historic Cars (Pre '63 GT)

Race 2 - Sector Analysis

600	Sam Tordoff (B)								Porsche 356 Pre-A								
lap	Sect-1	Speed	Sect-2	Speed	Sect-3	Speed	Laptime	Pit	lap	Sect-1	Speed	Sect-2	Speed	Sect-3	Speed	Laptime	Pit

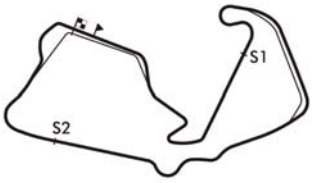

Session Start: 09:47:13 - Finish: 10:39:13
Weather/Track Conditions: Cloud / Drying
Circuit: Silverstone Historic Grand Prix
Track Length: 5.857 Km - 3.6394 miles
Printed: 21-07-2018 - 10:47

Results: www.mstworld.com. Live Timing: https://livetiming.getraceresults.com/mst. Email: timing@mstworld.com

Silverstone Classic - 20 - 22 Jul 2018

Royal Automobile Club Tourist Trophy For Historic Cars (Pre '63 GT)

Race 2 - Best Sector Times

	SECTOR 1			SECTOR 2			SECTOR 3		
	NO	TIME	LAP	NO	TIME	LAP	NO	TIME	LAP
1	65	47.106	14	65	1:15.642	11	10	28.792	7
2	73	47.491	4	67	1:16.499	3	67	28.793	3
3	67	47.862	3	73	1:16.788	10	43	28.803	20
4	43	48.032	19	43	1:16.887	17	177	28.803	3
5	133	48.219	5	133	1:17.480	7	28	28.842	11
6	23	48.787	9	10	1:17.764	13	133	28.869	3
7	10	48.816	12	23	1:18.287	8	73	28.936	6
8	22	48.974	9	177	1:18.295	11	65	29.304	14
9	82	49.062	6	33	1:18.444	9	32	29.400	8
10	177	49.066	18	21	1:18.627	13	21	29.495	14
11	33	49.113	9	28	1:18.654	11	33	29.511	8
12	21	49.258	12	22	1:19.167	4	4	29.521	14
13	207	49.269	9	4	1:19.233	5	78	29.573	12
14	4	49.362	4	82	1:19.269	17	3	29.731	16
15	74	49.542	7	32	1:19.464	5	23	29.769	11
16	28	49.628	4	207	1:19.561	9	83	29.892	7
17	32	49.666	7	74	1:20.466	7	207	29.907	5
18	66	50.040	4	77	1:20.493	18	82	29.985	19
19	78	50.120	11	78	1:20.809	10	42	30.044	14
20	44	50.229	19	66	1:20.932	19	44	30.213	17
21	119	50.594	10	83	1:20.979	8	74	30.223	6
22	3	50.910	14	44	1:20.988	16	22	30.280	7
23	77	50.965	17	3	1:21.469	13	97	30.439	14
24	83	50.978	9	119	1:22.230	15	66	30.511	9
25	42	51.674	16	42	1:22.547	19	14	30.730	16
26	68	51.914	13	68	1:22.868	14	68	30.859	13
27	97	52.203	9	14	1:23.556	15	77	30.919	17
28	20	52.220	11	97	1:23.900	12	119	31.158	16
29	14	52.257	17	99	1:24.370	11	149	31.236	15
30	29	52.894	12	20	1:24.594	10	29	31.309	11
31	149	52.962	15	29	1:25.018	11	41	31.310	6
32	99	53.500	15	149	1:25.168	14	101	31.727	18
33	41	53.685	8	41	1:25.669	7	17	32.283	7
34	101	54.899	14	101	1:27.842	7	20	32.364	10
35	17	54.915	8	17	1:28.252	7	99	32.619	14
36	600			600			600		

IDEAL / BEST LAP COMPARISON

NO	NAME	BEST	IN	IDEAL	DIFF
65	Hunt/Blakeney-Edw	2:32.192	15	2:32.052	+0.140
73	Cottingham/Stanley	2:33.377	6	2:33.215	+0.162
43	Hancock/Fisken	2:34.157	20	2:33.722	+0.435
133	Thomas/Bell	2:34.750	5	2:34.568	+0.182
10	Peter Stöhrmann jr.	2:35.952	6	2:35.372	+0.580
177	John Davison	2:36.931	20	2:36.164	+0.767
33	Cussons/Vaughan	2:37.360	9	2:37.068	+0.292
23	Wood/Wood	2:37.492	11	2:36.843	+0.649
21	van Lanschot/Welch	2:37.843	14	2:37.380	+0.463
4	Hunt/Grant-Peterkin	2:38.369	5	2:38.116	+0.253
22	Goble/Miller	2:38.729	6	2:38.421	+0.308
207	Harris/Wilmoth	2:38.746	9	2:38.737	+0.009
82	Bob Binfield	2:38.776	17	2:38.316	+0.460
32	Lambert/Markovac	2:39.339	9	2:38.530	+0.809
74	Wrigley/Pochciol	2:40.625	7	2:40.231	+0.394
78	Gordon/Finburgh	2:41.006	11	2:40.502	+0.504
44	Gareth Burnett	2:41.808	17	2:41.430	+0.378
66	Niall McFadden	2:42.147	4	2:41.483	+0.664
83	Sadler/Hudson	2:42.152	8	2:41.849	+0.303
3	David Clark	2:42.934	13	2:42.110	+0.824
77	Prichard Jones/Crev	2:42.986	17	2:42.377	+0.609
42	Michael Birch	2:44.719	19	2:44.265	+0.454
119	Hudson/Morley	2:45.520	16	2:43.982	+1.538
68	Simon Drabble	2:46.086	13	2:45.641	+0.445
14	Paul Garside	2:47.603	17	2:46.543	+1.060
29	Nicholas James	2:49.294	11	2:49.221	+0.073
20	O'Shea/Hall	2:49.642	10	2:49.178	+0.464
149	Woodgate/Greaves	2:49.926	12	2:49.366	+0.560
41	Smith/Lawley	2:51.190	7	2:50.664	+0.526
99	Gurney/Shears	2:51.593	14	2:50.489	+1.104
101	Robert Barrie	2:55.734	12	2:54.468	+1.266
67	Andrew Kirkaldy	2:33.154	3	2:33.154	+0.000
28	Michael Gans	2:38.071	11	2:37.124	+0.947
97	Oliver Stirling	2:46.747	14	2:46.542	+0.205
17	Balme/Mitchell	2:56.117	8	2:55.450	+0.667
600	Sam Tordoff				+

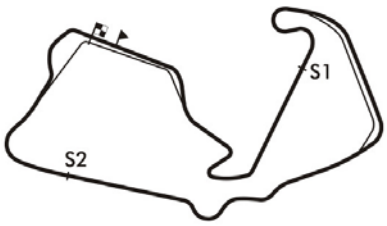

Session Start: 09:47:13 - Finish: 10:39:13
Weather/Track Conditions: Cloud / Drying
Circuit: Silverstone Historic Grand Prix
Track Length: 5.857 Km - 3.6394 miles

Printed: 21-07-2018 - 10:48

Silverstone Classic - 20 - 22 Jul 2018

Royal Automobile Club Tourist Trophy For Historic Cars (Pre '63 GT)

Race 2 - Best Sector Speeds

	NO	SECTOR 1	MPH	NO	SECTOR 2	MPH	NO	SECTOR 3	MPH
1	65	Hunt/Blakeney-Edwards	122.0	65	Hunt/Blakeney-Edwards	141.3	65	Hunt/Blakeney-Edwards	90.3
2	73	Cottingham/Stanley	119.8	22	Goble/Miller	134.8	43	Hancock/Fisken	87.6
3	43	Hancock/Fisken	119.6	23	Wood/Wood	132.4	73	Cottingham/Stanley	87.5
4	22	Goble/Miller	118.6	43	Hancock/Fisken	131.6	23	Wood/Wood	87.3
5	67	Andrew Kirkaldy	117.1	73	Cottingham/Stanley	131.3	82	Bob Binfield	87.2
6	23	Wood/Wood	116.9	33	Cussons/Vaughan	129.6	207	Harris/Wilmoth	86.5
7	133	Thomas/Bell	116.1	67	Andrew Kirkaldy	128.6	133	Thomas/Bell	86.1
8	66	Niall McFadden	114.7	82	Bob Binfield	127.1	21	van Lanschot/Welch	85.5
9	21	van Lanschot/Welch	114.3	66	Niall McFadden	126.6	4	Hunt/Grant-Peterkin	85.3
10	33	Cussons/Vaughan	114.3	207	Harris/Wilmoth	126.6	32	Lambert/Markovac	85.1
11	207	Harris/Wilmoth	114.3	21	van Lanschot/Welch	126.4	22	Goble/Miller	84.5
12	4	Hunt/Grant-Peterkin	113.9	133	Thomas/Bell	125.4	10	Peter Stöhrmann jr.	84.4
13	82	Bob Binfield	111.5	4	Hunt/Grant-Peterkin	124.7	66	Niall McFadden	84.0
14	20	O'Shea/Hall	111.3	20	O'Shea/Hall	124.7	177	John Davison	83.8
15	44	Gareth Burnett	110.4	77	Prichard Jones/Crewsden	122.7	74	Wrigley/Pochciol	83.5
16	119	Hudson/Morley	109.8	119	Hudson/Morley	120.9	78	Gordon/Finburgh	83.5
17	10	Peter Stöhrmann jr.	109.7	44	Gareth Burnett	120.5	33	Cussons/Vaughan	83.4
18	74	Wrigley/Pochciol	108.4	10	Peter Stöhrmann jr.	119.0	28	Michael Gans	83.1
19	77	Prichard Jones/Crewsden	107.5	32	Lambert/Markovac	116.5	83	Sadler/Hudson	83.1
20	32	Lambert/Markovac	106.2	99	Gurney/Shears	116.5	67	Andrew Kirkaldy	83.0
21	177	John Davison	106.2	68	Simon Drabble	116.3	119	Hudson/Morley	82.7
22	28	Michael Gans	105.5	177	John Davison	115.9	3	David Clark	82.5
23	68	Simon Drabble	105.5	74	Wrigley/Pochciol	115.7	44	Gareth Burnett	82.4
24	78	Gordon/Finburgh	105.4	28	Michael Gans	115.3	77	Prichard Jones/Crewsden	82.4
25	99	Gurney/Shears	105.4	78	Gordon/Finburgh	115.1	42	Michael Birch	81.7
26	3	David Clark	104.4	149	Woodgate/Greaves	113.9	20	O'Shea/Hall	81.6
27	14	Paul Garside	103.2	3	David Clark	113.7	14	Paul Garside	80.9
28	149	Woodgate/Greaves	102.9	14	Paul Garside	113.2	149	Woodgate/Greaves	80.5
29	83	Sadler/Hudson	101.4	83	Sadler/Hudson	112.0	68	Simon Drabble	79.0
30	42	Michael Birch	99.3	42	Michael Birch	108.9	97	Oliver Stirling	79.0
31	29	Nicholas James	99.0	29	Nicholas James	108.4	99	Gurney/Shears	78.4
32	97	Oliver Stirling	97.7	97	Oliver Stirling	106.0	17	Balme/Mitchell	77.4
33	41	Smith/Lawley	94.5	41	Smith/Lawley	102.1	29	Nicholas James	77.0
34	17	Balme/Mitchell	91.9	17	Balme/Mitchell	100.3	101	Robert Barrie	75.9
35	101	Robert Barrie	91.9	101	Robert Barrie	99.9	41	Smith/Lawley	74.7
36	600	Sam Tordoff	69.9	600	Sam Tordoff	0.0	600	Sam Tordoff	56.7

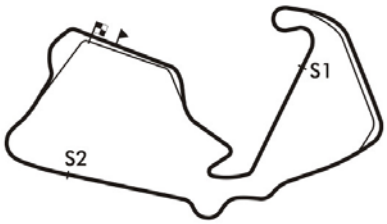

Session Start: 09:47:13 - Finish: 10:39:13
Weather/Track Conditions: Cloud / Drying
Circuit: Silverstone Historic Grand Prix
Track Length: 5.857 Km - 3.6394 miles

Printed: 21-07-2018 - 10:49

Silverstone Classic - 20 - 22 Jul 2018

Royal Automobile Club Tourist Trophy For Historic Cars (Pre '63 GT)

Race 2 - Lap Chart

Lap 1			Lap 2			Lap 3			Lap 4			Lap 5			Lap 6		
NO	Behind	Laptime	NO	Behind	Laptime	NO	Behind	Laptime	NO	Behind	Laptime	NO	Behind	Laptime	NO	Behind	Laptime
65		2:32.916	65		2:33.549	65		2:33.358	65		2:33.373	65		2:37.462	65		2:36.016
67	1.311	2:34.227	67	1.266	2:33.504	67	1.062	2:33.154	73	6.622	2:36.111	73	3.273	2:34.113	73	0.634	2:33.377
73	2.405	2:35.321	73	3.189	2:34.333	73	3.884	2:34.053	43	8.136	2:35.642	43	5.266	2:34.592	43	4.156	2:34.906
43	2.888	2:35.804	43	4.312	2:34.973	43	5.867	2:34.913	133	12.431	2:35.066	133	9.719	2:34.750	133	8.998	2:35.295
133	5.921	2:38.837	133	8.409	2:36.037	133	10.738	2:35.687	10	21.741	2:37.391	10	20.765	2:36.486	10	20.701	2:35.952
177	7.859	2:40.775	177	12.646	2:38.336	177	16.518	2:37.230	177	22.062	2:38.917	177	22.788	2:38.188	177	25.126	2:38.354
28	8.256	2:41.172	10	13.497	2:37.923	10	17.723	2:37.584	28	24.731	2:38.855	28	32.686	2:45.417	28	36.030	2:39.360
10	9.123	2:42.039	28	13.805	2:39.098	28	19.249	2:38.802	82	33.579	2:39.627	82	36.586	2:40.469	22	39.804	2:38.729
82	13.618	2:46.534	82	21.264	2:41.195	82	27.325	2:39.419	22	34.923	2:40.091	22	37.091	2:39.630	82	40.598	2:40.028
22	14.653	2:47.569	22	22.146	2:41.042	22	28.205	2:39.417	23	36.426	2:38.795	23	37.301	2:38.337	23	41.054	2:39.769
4	14.995	2:47.911	4	23.105	2:41.659	4	30.545	2:40.798	4	38.108	2:40.936	4	39.015	2:38.369	4	42.354	2:39.355
21	15.546	2:48.462	33	24.238	2:41.592	23	31.004	2:38.942	33	41.034	2:40.544	33	42.761	2:39.189	33	46.950	2:40.205
33	16.195	2:49.111	23	25.420	2:41.378	33	33.863	2:42.983	207	41.866	2:40.699	207	43.597	2:39.193	207	47.427	2:39.846
207	16.993	2:49.909	21	26.075	2:44.078	207	34.540	2:41.251	21	43.333	2:41.377	32	45.593	2:39.442	32	49.263	2:39.686
23	17.591	2:50.507	207	26.647	2:43.203	21	35.329	2:42.612	32	43.613	2:41.017	21	47.241	2:41.370	21	51.225	2:40.000
32	18.371	2:51.287	32	26.990	2:42.168	32	35.969	2:42.337	74	47.223	2:41.641	78	1 LAP	5:04.514	78	1 LAP	2:42.175
74	21.260	2:54.176	74	31.162	2:43.451	74	38.955	2:41.151	66	52.463	2:42.147	74	51.518	2:41.757	74	56.696	2:41.194
66	22.207	2:55.123	66	33.366	2:44.708	66	43.689	2:43.681	67	53.713	3:26.024	44	1:00.003	2:43.270	44	1:07.332	2:43.345
44	23.390	2:56.306	44	33.931	2:44.090	44	44.748	2:44.175	44	54.195	2:42.820	83	1:01.440	2:43.807	83	1:09.125	2:43.701
78	23.806	2:56.722	83	34.563	2:43.949	83	45.607	2:44.402	83	55.095	2:42.861	66	1:12.308	2:57.307	66	1:20.617	2:44.325
83	24.163	2:57.079	78	36.989	2:46.732	3	52.244	2:47.465	3	1:05.534	2:46.663	3	1:14.211	2:46.139	3	1:23.174	2:44.979
3	25.340	2:58.256	3	38.137	2:46.346	78	54.207	2:50.576	42	1:12.720	2:47.257	42	1:22.697	2:47.439	42	1:33.848	2:47.167
68	26.039	2:58.955	68	42.872	2:50.382	68	58.558	2:49.044	68	1:14.387	2:49.202	68	1:24.752	2:47.827	68	1:36.576	2:47.840
42	26.558	2:59.474	42	43.092	2:50.083	42	58.836	2:49.102	41	1:26.411	2:53.037	77	1:39.900	2:48.243	77	1:55.178	2:51.294
41	29.228	3:02.144	41	48.181	2:52.502	41	1:06.747	2:51.924	77	1:29.119	2:49.442	14	1:40.628	2:48.506	14	1:55.474	2:50.862
14	31.852	3:04.768	14	53.154	2:54.851	14	1:12.065	2:52.269	14	1:29.584	2:50.892	41	1:41.944	2:52.995	41	1:57.258	2:51.330
77	32.689	3:05.605	77	53.857	2:54.717	77	1:13.050	2:52.551	119	1:40.313	2:54.811	119	1:56.817	2:53.966	149	2:17.712	2:54.907
97	32.929	3:05.845	119	57.746	2:56.518	119	1:18.875	2:54.487	20	1:41.549	2:55.197	20	1:57.885	2:53.798	20	2:18.101	2:56.232
119	34.777	3:07.693	20	58.414	2:56.266	20	1:19.725	2:54.669	149	1:41.977	2:54.660	99	1:58.557	2:53.608	119	2:19.303	2:58.502
20	35.697	3:08.613	99	59.026	2:56.002	99	1:20.550	2:54.882	99	1:42.411	2:55.234	149	1:58.821	2:54.306	99	2:19.619	2:57.078
99	36.573	3:09.489	149	59.243	2:55.488	149	1:20.690	2:54.805	29	1:42.703	2:54.820	29	1:59.107	2:53.866	29	2:19.884	2:56.793
149	37.304	3:10.220	29	59.614	2:55.009	29	1:21.256	2:55.000	17	1:54.338	3:00.015	101	2:15.043	2:56.699			
29	38.154	3:11.070	101	1:03.228	2:57.047	101	1:27.495	2:57.625	101	1:55.806	3:01.684	17	2:15.790	2:58.914			
101	39.730	3:12.646	17	1:04.231	2:57.650	17	1:27.696	2:56.823	97	1 LAP	2:50.286	97	1 LAP	2:48.717			
17	40.130	3:13.046				97	1 LAP	6:35.570									

Session Start: 09:47:13 - Finish: 10:39:13
Weather/Track Conditions: Cloud / Drying
Circuit: Silverstone Historic Grand Prix
Track Length: 5.857 Km - 3.6394 miles
Printed: 21-07-2018 - 10:49

MST
Results: www.mstworld.com. Live Timing: https://livetiming.getraceresults.com/mst. Email: timing@mstworld.com

Silverstone Classic - 20 - 22 Jul 2018

Royal Automobile Club Tourist Trophy For Historic Cars (Pre '63 GT)

Race 2 - Lap Chart

Lap 7			Lap 8			Lap 9			Lap 10			Lap 11			Lap 12		
NO	Behind	Laptime	NO	Behind	Laptime	NO	Behind	Laptime	NO	Behind	Laptime	NO	Behind	Laptime	NO	Behind	Laptime
73		2:34.838	73		2:34.388	73		2:33.949	73		2:33.581	73		2:34.638	73		2:35.260
101	1 LAP	2:57.100	149	1 LAP	2:54.326	133	14.471	2:38.621	14	1 LAP	2:48.698	74	1 LAP	2:51.901	78	2 LAPS	2:42.777
17	1 LAP	2:56.865	20	1 LAP	2:54.335	42	1 LAP	2:46.818	77	1 LAP	2:50.225	133	18.776	2:36.340	99	2 LAPS	2:55.151
43	3.226	2:34.542	99	1 LAP	2:53.778	177	34.583	2:38.272	133	17.074	2:36.184	14	1 LAP	2:48.541	22	1 LAP	4:14.228
133	8.571	2:35.045	119	1 LAP	2:55.075	65	41.221	2:33.710	41	1 LAP	2:54.991	77	1 LAP	2:48.421	44	1 LAP	3:39.084
10	21.792	2:36.563	29	1 LAP	2:54.801	68	1 LAP	4:02.045	65	41.203	2:33.563	65	38.945	2:32.380	74	1 LAP	2:49.823
177	27.330	2:37.676	43	4.926	2:36.088	101	1 LAP	2:55.881	42	1 LAP	2:47.158	66	1 LAP	2:42.620	83	2 LAPS	6:40.905
28	39.825	2:39.267	133	9.799	2:35.616	17	1 LAP	2:56.117	66	1 LAP	4:16.038	42	1 LAP	2:47.302	14	1 LAP	2:49.096
65	40.591	3:16.063	42	1 LAP	3:54.367	3	1 LAP	2:45.471	68	1 LAP	2:47.081	23	59.014	2:37.492	65	36.220	2:32.535
22	43.295	2:38.963	101	1 LAP	2:56.202	28	50.324	2:38.976	23	56.160	2:38.485	28	59.965	2:38.071	66	1 LAP	2:42.656
23	43.513	2:37.931	17	1 LAP	2:56.866	23	51.256	2:38.576	28	56.532	2:39.789	3	1 LAP	2:44.440	28	1:04.007	2:39.302
82	46.225	2:41.099	177	30.260	2:37.318	22	54.758	2:39.437	3	1 LAP	2:44.640	43	1:07.384	2:37.478	43	1:07.949	2:35.825
4	46.637	2:39.755	3	1 LAP	4:21.122	4	58.220	2:39.590	22	1:01.721	2:40.544	68	1 LAP	2:47.835	42	1 LAP	2:47.059
207	52.084	2:40.129	65	41.460	2:35.257	33	1:00.127	2:37.360	43	1:04.544	2:37.664	41	1 LAP	3:40.169	3	1 LAP	2:46.184
33	52.457	2:40.979	28	45.297	2:39.860	43	1:00.461	3:29.484	4	1:05.343	2:40.704	177	1:46.503	2:37.291	68	1 LAP	2:56.157
32	53.190	2:39.399	23	46.629	2:37.504	207	1:02.231	2:38.746	149	1 LAP	2:51.363	10	1:48.400	2:38.720	133	1:41.974	3:58.458
21	55.929	2:40.176	22	49.270	2:40.363	32	1:03.617	2:39.339	44	1:43.750	2:44.499	4	1:49.709	3:19.004	41	1 LAP	2:58.126
78	1 LAP	2:42.175	82	51.599	2:39.762	149	1 LAP	3:46.188	177	1:43.850	3:42.848	149	1 LAP	2:52.934	177	1:49.390	2:38.147
74	1:01.849	2:40.625	4	52.579	2:40.330	44	1:32.832	2:43.230	10	1:44.318	2:38.182	21	2:00.326	2:38.950	77	1 LAP	4:03.497
97	2 LAPS	3:54.471	33	56.716	2:38.647	83	1:34.143	2:43.385	29	1 LAP	2:51.079	97	2 LAPS	2:47.365	10	1:50.051	2:36.911
44	1:15.084	2:43.224	207	57.434	2:39.738	29	1 LAP	4:06.455	21	1:56.014	2:39.409	29	1 LAP	2:51.078	4	1:55.198	2:40.749
83	1:16.943	2:43.290	32	58.227	2:39.425	10	1:39.717	2:37.218	97	2 LAPS	2:49.596	20	1 LAP	2:49.642	21	2:03.356	2:38.290
66	1:28.411	2:43.266	78	1 LAP	2:43.826	20	1 LAP	4:11.697	20	1 LAP	2:52.514	33	2:16.362	2:49.871	149	1 LAP	2:52.469
68	1:48.547	2:47.443	74	1:10.533	2:43.072	97	2 LAPS	2:48.343	33	2:01.129	3:34.583	82	2:16.762	2:42.974	82	2:23.048	2:41.546
14	2:10.186	2:50.184	44	1:23.551	2:42.855	21	1:50.186	2:39.916	101	1 LAP	3:51.153	207	2:17.661	2:44.388	97	2 LAPS	2:49.109
77	2:11.081	2:51.375	83	1:24.707	2:42.152	99	1 LAP	4:26.296	207	2:07.911	3:39.261	119	1 LAP	2:45.788	29	1 LAP	2:49.294
41	2:12.976	2:51.190	97	2 LAPS	2:48.473	119	1 LAP	4:28.389	82	2:08.426	2:41.244	101	1 LAP	2:55.891	207	2:26.683	2:44.282
			10	1:36.448	3:49.044	82	2:00.763	3:43.113	119	1 LAP	2:46.189	32	2:29.067	2:47.565	20	1 LAP	2:51.826
			66	1:37.854	2:43.831	78	1 LAP	3:42.454	32	2:16.140	3:46.104				33	2:32.435	2:51.333
			21	1:44.219	3:22.678	74	2:24.950	3:48.366	99	1 LAP	2:56.058				119	1 LAP	2:45.940
			77	2:25.032	2:48.339				17	1 LAP	4:15.466				23	2:35.691	4:11.937
			14	2:25.456	2:49.658				78	1 LAP	2:42.757				78	1 LAP	2:41.006
			41	2:30.430	2:51.842										32	2:42.698	2:48.891
															101	1 LAP	2:57.098
															99	1 LAP	2:52.259
															44	2:57.030	2:44.094

Session Start: 09:47:13 - Finish: 10:39:13
Weather/Track Conditions: Cloud / Drying
Circuit: Silverstone Historic Grand Prix
Track Length: 5.857 Km - 3.6394 miles
Printed: 21-07-2018 - 10:49

MST
Results: www.mstworld.com. Live Timing: https://livetiming.getraceresults.com/mst. Email: timing@mstworld.com

Silverstone Classic - 20 - 22 Jul 2018

Royal Automobile Club Tourist Trophy For Historic Cars (Pre '63 GT)

Race 2 - Lap Chart

Lap 13			Lap 14			Lap 15			Lap 16			Lap 17			Lap 18		
NO	Behind	Laptime	NO	Behind	Laptime	NO	Behind	Laptime	NO	Behind	Laptime	NO	Behind	Laptime	NO	Behind	Laptime
65		2:34.533	65		2:32.563	65		2:32.192	65		2:33.940	65		2:34.473	65		2:33.118
74	1 LAP	2:48.525	99	2 LAPS	2:53.084	33	1 LAP	2:53.190	78	2 LAPS	2:41.405	149	2 LAPS	2:49.964	78	2 LAPS	2:42.356
73	9.794	3:20.547	73	15.493	2:38.262	32	1 LAP	2:47.014	119	2 LAPS	2:47.109	41	2 LAPS	2:55.054	149	2 LAPS	2:52.251
83	2 LAPS	2:59.100	74	1 LAP	2:48.748	44	1 LAP	2:42.928	29	2 LAPS	2:52.319	78	2 LAPS	2:41.289	41	2 LAPS	2:55.432
43	32.748	2:35.552	22	1 LAP	3:00.542	23	1 LAP	2:53.604	32	1 LAP	2:47.987	97	3 LAPS	2:46.747	97	3 LAPS	2:54.318
66	1 LAP	2:44.131	43	35.373	2:35.188	101	2 LAPS	2:56.382	20	2 LAPS	2:51.825	119	2 LAPS	2:46.466	119	2 LAPS	2:45.520
42	1 LAP	2:46.616	83	2 LAPS	2:56.543	73	22.020	2:38.719	44	1 LAP	2:43.648	44	1 LAP	2:42.446	44	1 LAP	2:41.808
3	1 LAP	2:43.489	66	1 LAP	2:43.644	99	2 LAPS	2:52.512	33	1 LAP	2:51.676	29	2 LAPS	2:51.091	73	35.359	2:37.262
68	1 LAP	2:48.111	42	1 LAP	2:46.982	74	1 LAP	2:48.312	73	25.472	2:37.392	32	1 LAP	2:45.054	32	1 LAP	2:44.887
14	1 LAP	3:44.596	3	1 LAP	2:42.934	43	38.516	2:35.335	23	1 LAP	2:52.419	73	31.215	2:40.216	43	43.777	2:37.691
10	1:16.909	2:37.611	68	1 LAP	2:46.086	22	1 LAP	3:00.455	43	39.170	2:34.594	33	1 LAP	2:50.638	23	1 LAP	2:56.935
133	1:17.142	2:45.921	10	1:21.714	2:37.368	66	1 LAP	2:44.226	99	2 LAPS	2:51.593	43	39.204	2:34.507	33	1 LAP	3:12.935
177	1:17.169	2:38.532	177	1:23.020	2:38.414	83	2 LAPS	2:59.251	101	2 LAPS	2:56.438	20	2 LAPS	3:04.774	99	2 LAPS	2:58.799
28	1:24.411	3:31.157	14	1 LAP	2:47.991	3	1 LAP	2:43.791	74	1 LAP	2:48.751	23	1 LAP	2:53.297	101	2 LAPS	2:56.822
4	1:25.185	2:40.740	133	1:28.582	2:44.003	42	1 LAP	2:45.723	66	1 LAP	2:44.260	99	2 LAPS	2:52.199	74	1 LAP	2:52.211
77	1 LAP	2:47.545	28	1:29.936	2:38.088	10	1:27.127	2:37.605	22	1 LAP	2:58.749	101	2 LAPS	2:55.909	66	1 LAP	2:46.637
21	1:30.521	2:37.918	4	1:31.770	2:39.148	177	1:29.356	2:38.528	3	1 LAP	2:45.464	74	1 LAP	2:57.105	10	1:39.637	2:39.560
41	1 LAP	2:57.631	21	1:35.801	2:37.843	68	1 LAP	2:46.895	42	1 LAP	2:46.169	66	1 LAP	2:42.762	3	1 LAP	2:43.737
149	1 LAP	2:49.926	77	1 LAP	2:46.618	28	1:37.363	2:39.619	10	1:30.262	2:37.075	3	1 LAP	2:43.380	177	1:43.821	2:37.638
82	1:51.395	2:39.100	41	1 LAP	2:55.354	4	1:38.762	2:39.184	83	2 LAPS	2:57.997	10	1:33.195	2:37.406	29	2 LAPS	3:56.325
207	1:59.065	2:43.135	82	1:58.562	2:39.730	14	1 LAP	2:48.667	177	1:35.170	2:39.754	42	1 LAP	2:45.898	42	1 LAP	2:46.251
97	2 LAPS	2:47.893	149	1 LAP	2:50.793	133	1:40.689	2:44.299	28	1:42.675	2:39.252	177	1:39.301	2:38.604	4	1:56.875	2:40.930
29	1 LAP	2:49.882	207	2:08.580	2:42.078	21	1:42.379	2:38.770	4	1:44.107	2:39.285	22	1 LAP	2:59.298	21	2:02.271	2:41.198
20	1 LAP	2:50.797	97	2 LAPS	2:47.201	77	1 LAP	2:47.169	133	1:48.568	2:41.819	28	1:46.410	2:38.208	133	2:04.903	2:43.085
119	1 LAP	2:48.646	29	1 LAP	2:51.178	82	2:07.713	2:41.343	21	1:48.918	2:40.479	4	1:49.063	2:39.429	22	1 LAP	2:57.117
33	2:12.947	2:51.265	78	1 LAP	2:44.942	207	2:17.617	2:41.229	68	1 LAP	2:48.289	21	1:54.191	2:39.746	83	2 LAPS	2:54.968
78	1 LAP	2:42.403	119	1 LAP	2:48.499	41	1 LAP	2:55.539	14	1 LAP	2:49.970	133	1:54.936	2:40.841	68	1 LAP	2:49.874
32	2:19.894	2:47.949	20	1 LAP	2:52.734	149	1 LAP	2:50.340	77	1 LAP	2:46.648	83	2 LAPS	2:56.171	14	1 LAP	2:47.603
23	2:22.385	2:57.447				97	2 LAPS	2:47.574	82	2:14.012	2:40.239	68	1 LAP	2:46.894	82	2:24.547	2:39.350
44	2:29.009	2:42.732							207	2:25.364	2:41.687	14	1 LAP	2:47.925	77	1 LAP	2:42.986
101	1 LAP	2:55.734										82	2:18.315	2:38.776			
												77	1 LAP	2:45.580			
												207	2:32.706	2:41.815			

Session Start: 09:47:13 - Finish: 10:39:13
Weather/Track Conditions: Cloud / Drying
Circuit: Silverstone Historic Grand Prix
Track Length: 5.857 Km - 3.6394 miles
Printed: 21-07-2018 - 10:49

MST
Results: www.mstworld.com. Live Timing: https://livetiming.getraceresults.com/mst. Email: timing@mstworld.com

Silverstone Classic - 20 - 22 Jul 2018

Royal Automobile Club Tourist Trophy For Historic Cars (Pre '63 GT)

Race 2 - Lap Chart

Lap 19			Lap 20		
NO	Behind	Laptime	NO	Behind	Laptime
65		2:34.575	65		2:34.886
207	1 LAP	2:42.694	14	2 LAPS	2:47.869
78	2 LAPS	2:43.059	77	2 LAPS	2:43.770
20	3 LAPS	4:51.953	83	3 LAPS	2:55.104
73	39.357	2:38.573	68	2 LAPS	2:55.145
149	2 LAPS	2:51.454	207	1 LAP	2:43.191
44	1 LAP	2:42.808	78	2 LAPS	2:42.565
43	44.739	2:35.537	73	42.492	2:38.021
119	2 LAPS	2:47.684	43	44.010	2:34.157
32	1 LAP	2:43.411	44	1 LAP	2:42.919
41	2 LAPS	2:55.225	32	1 LAP	2:45.389
23	1 LAP	2:52.364	149	2 LAPS	2:52.923
33	1 LAP	2:51.260	119	2 LAPS	2:49.187
66	1 LAP	2:44.074	41	2 LAPS	2:54.467
10	1:43.651	2:38.589	20	3 LAPS	3:13.001
99	2 LAPS	2:52.913	23	1 LAP	2:49.420
177	1:46.395	2:37.149	33	1 LAP	2:50.280
74	1 LAP	2:57.173	66	1 LAP	2:42.437
101	2 LAPS	2:58.837	10	1:47.620	2:38.855
3	1 LAP	2:44.883	177	1:48.440	2:36.931
42	1 LAP	2:45.463	99	2 LAPS	2:52.692
4	2:01.195	2:38.895	3	1 LAP	2:44.544
21	2:07.376	2:39.680	4	2:04.848	2:38.539
133	2:10.976	2:40.648	74	1 LAP	2:50.338
29	2 LAPS	2:59.645	42	1 LAP	2:44.719
22	1 LAP	2:55.190	21	2:10.967	2:38.477
82	2:30.968	2:40.996	101	2 LAPS	2:56.115
			133	2:16.810	2:40.720
			29	2 LAPS	2:56.063
			82	2:38.849	2:42.767
			22	1 LAP	2:55.535

Session Start: 09:47:13 - Finish: 10:39:13
Weather/Track Conditions: Cloud / Drying
Circuit: Silverstone Historic Grand Prix
Track Length: 5.857 Km - 3.6394 miles
Printed: 21-07-2018 - 10:49

MST
Results: www.mstworld.com. Live Timing: https://livetiming.getraceresults.com/mst. Email: timing@mstworld.com

Results Booklet

SilverstoneClassic

20/21/22 JULY 2018

Timing & Results by MST SYSTEMS Ltd.
www.mstworld.com

© MST SYSTEMS Ltd 2018
The Haysfield, Spring Lane North, Malvern WR14 1GF
t: +44 (0) 1684 560614 e: timing@mstworld.com

HSCC

SilverstoneClassic
20/21/22 JULY 2018

Silverstone Historic Grand Prix Circuit

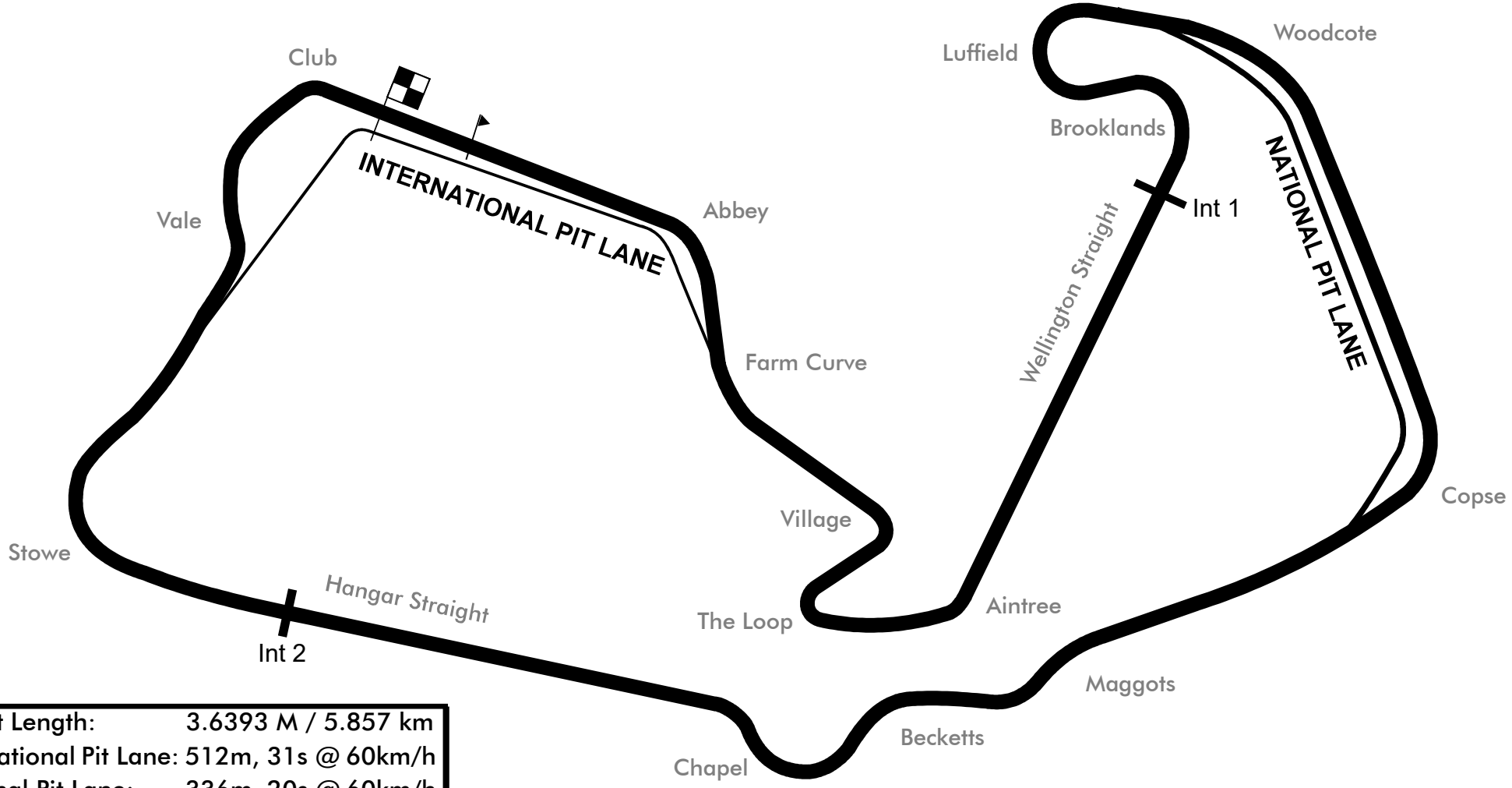

Circuit Length:	3.6393 M / 5.857 km
International Pit Lane:	512m, 31s @ 60km/h
National Pit Lane:	336m, 20s @ 60km/h
Intermediate 1:	1.757 km
Intermediate 2:	4.760 km
Start line offset:	132.3 m

MST

Silverstone Classic - 20 - 22 Jul 2018

Stirling Moss Trophy For Pre '61 Sports Cars

Qualifying for Race 3 - Classification

Sheet No:

POS	NO	DRIVER/S	CLASS	CLASS POS	CAR MAKE / MODEL	TIME	ON	LAPS	GAP	DIFF	MPH
1	24	Roger Wills	SMT5	1	Lotus 15	2:23.332	6	6			91.41
2	86	Chris Ward	SMT6	1	Lister Knobbly	2:24.301	8	9	0.969	0.969	90.79
3	6	Andrew Robertson Smith-James Cottingham	SMT6	2	Lister Chevrolet	2:24.831	9	10	1.499	0.530	90.46
4	8	Tony Wood-Will Nuthall	SMT6	3	Lister Jaguar Knobbly	2:24.949	3	9	1.617	0.118	90.39
5	26	Michael Gans	SMT5	2	Lotus 15	2:25.772	2	6	2.440	0.823	89.88
6	57	Ben Adams	SMT1	1	Lola Mk1	2:26.666	6	8	3.334	0.894	89.33
7	12	Richard Kent-Gary Pearson	SMT6	4	Lister Jaguar Costin	2:26.752	2	10	3.420	0.086	89.28
8	66	Justin Maeers-Charlie Martin	SMT5	3	Cooper T49 Monaco	2:27.143	9	9	3.811	0.391	89.04
9	52	John Spiers	SMT6	5	Lister Jaguar Knobbly	2:27.205	5	6	3.873	0.062	89.00
10	29	Keith Ahlers-James Bellinger	SMT1	2	Lola Mk1 Prototype	2:28.079	5	8	4.747	0.874	88.48
11	51	Sandy Watson	SMT4	1	Lotus XI Le Mans	2:28.843	7	7	5.511	0.764	88.02
12	3	Andrew Guy Smith-Simon Smith	SMT5	4	Cooper T49 Monaco	2:29.108	7	9	5.776	0.265	87.87
13	31	Robs Lamplough-Neil Fowler	SMT1	3	Lola Mk1	2:29.298	3	9	5.966	0.190	87.76
14	11	Malcolm Paul-Rick Bourne	SMT4	2	Lotus XI	2:29.878	3	9	6.546	0.580	87.42
15	20	Malcolm Harrison-Patrick Watts	SMT3	1	Rejo Mk3	2:30.877	3	9	7.545	0.999	86.84
16	21	Jason Yates-Ben Mitchell	SMT4	3	Lotus XI	2:31.915	3	9	8.583	1.038	86.24
17	35	Gregory De Prins	SMT4	4	Rejo Mk IV	2:31.999	9	10	8.667	0.084	86.20
18	18	Anthony Ditheridge-Barry Cannell	SMT5	5	Cooper T49 Monaco	2:32.241	7	9	8.909	0.242	86.06
19	10	Charles Gillett-Steve Smith	SMT5	6	Willment Climax	2:33.219	8	9	9.887	0.978	85.51
20	4	Philip Champion-Sam Stretton	SMT4	5	Lotus XI Le Mans	2:34.048	2	9	10.716	0.829	85.05
21	42	Michael Malone-Rob Hall	SMT5	7	Lotus 15	2:34.201	7	10	10.869	0.153	84.97
22	77	Richard Cook-Harvey Stanley	SMT5	8	Lotus 15 S3	2:34.209	6	9	10.877	0.008	84.96
23	59	Roger Whiteside-Thomas Shrimpton	SMT5	9	Cooper T49 Monaco	2:34.214	9	9	10.882	0.005	84.96
24	53	Andrea Stortoni-Richard Postins	SMT4	6	Lotus XI Le Mans	2:34.309	9	9	10.977	0.095	84.91
25	99	Chris Keen-Richard McAlpine	SMT2	1	Kurtis 500S Corvette	2:34.333	7	9	11.001	0.024	84.89
26	9	Serge Kriknoff	SMT4	7	Lotus XI S1	2:34.474	4	8	11.142	0.141	84.82
27	25	Paul Griffin	SMT5	10	Cooper T49 Monaco	2:34.895	8	10	11.563	0.421	84.58
28	2	Costas Michael	SMT4	8	Lotus XI	2:37.407	7	10	14.075	2.512	83.23
29	1	Oliver Bryant	SMT5	11	Lotus 15	2:38.466	2	2	15.134	1.059	82.68
30	36	Rod Barrett-Jay Shepherd	SMT6	6	Jaguar D-type	2:38.524	5	6	15.192	0.058	82.65
31	22	Tom Harris	SMT6	7	Lister Jaguar Knobbly	2:39.552	8	8	16.220	1.028	82.12
32	15	John Burton	SMT6	8	Alton Jaguar	2:39.714	4	7	16.382	0.162	82.03
33	16	Marc Valvekens	SMT1	4	Lola Mk1	2:41.200	9	10	17.868	1.486	81.28
34	221	Lee Dwyer	SMT1	5	Lotus Consul Mk4 Singford	2:42.015	3	3	18.683	0.815	80.87
35	27	Stefan Ziegler	SMT6	9	Lister Jaguar Knobbly	2:42.248	3	3	18.916	0.233	80.75
36	19	Ralf Emmerling-Robi Bernberg	SMT1	6	Elva Mk5	2:42.409	4	9	19.077	0.161	80.67
37	68	Marc Gordon	SMT6	10	Jaguar XK150	2:45.285	8	9	21.953	2.876	79.27
38	55	Harindra de Silva-Timothy de Silva	SMT4	9	Lotus XI	2:48.100	3	9	24.768	2.815	77.94
39	43	Jacques Naveau-Julien Naveau	SMT3	2	Lotus XI Le Mans S1	2:54.141	8	8	30.809	6.041	75.24

Cars 6 & 51 require working transponders - Regulation Q.12.2.1 refers.
A 30 second penalty will be applied if not working in the race.

Session Start: 09:36:42 - Finish: 10:03:48
Weather/Track Conditions: Bright / Dry
Circuit: Silverstone Historic Grand Prix
Track Length: 5.857 Km - 3.6394 miles

These results are provisional until the conclusion of any judicial and technical matters.

Clerk of the Course:	Timekeeper:	Issued at:
Julian Floyd	Nick Palmer	

Printed: 20-07-2018 - 10:08

Silverstone Classic - 20 - 22 Jul 2018

Stirling Moss Trophy For Pre '61 Sports Cars

Qualifying for Race 3 - Sector Analysis

1 Oliver Bryant (SMT5) — Lotus 15

lap	Sect-1	Speed	Sect-2	Speed	Sect-3	Speed	Laptime	Pit	lap	Sect-1	Speed	Sect-2	Speed	Sect-3	Speed	Laptime	Pit
1	50.435	102.9	2:34.669	125.9	28.905	88.0	3:54.009	P	2	47.477	113.4	1:17.942	109.5	33.047	64.5	2:38.466	

2 Costas Michael (SMT4) — Lotus XI

lap	Sect-1	Speed	Sect-2	Speed	Sect-3	Speed	Laptime	Pit	lap	Sect-1	Speed	Sect-2	Speed	Sect-3	Speed	Laptime	Pit
1	52.063	110.7	1:21.078	120.1	30.638	83.2	2:43.779		6	49.968	114.7	1:17.897	123.1	30.598	80.8	2:38.463	
2	49.607	113.7	1:19.766	119.8	30.570	84.5	2:39.943		7	48.962	114.9	1:17.491	123.1	30.954	85.7	2:37.407	
3	49.497	113.9	1:18.581	122.9	30.322	85.3	2:38.400		8	49.037	112.0	1:18.710	123.6	29.935	86.8	2:37.682	
4	49.654	113.2	1:19.943	123.1	30.417	85.2	2:40.014		9	48.642	112.8	1:18.083	121.1	31.349	86.9	2:38.074	
5	48.553	113.6	1:18.071	121.6	31.440	83.6	2:38.064		10	49.052	111.8	1:17.870	122.2	31.906	73.4	2:38.828	

3 Smith/Smith (SMT5) — Cooper T49 Monaco

lap	Sect-1	Speed	Sect-2	Speed	Sect-3	Speed	Laptime	Pit	lap	Sect-1	Speed	Sect-2	Speed	Sect-3	Speed	Laptime	Pit
1	50.718	111.3	1:19.775	125.4	30.860	83.8	2:41.353		6	48.653	114.3	1:14.111	128.1	28.146	90.1	2:30.910	
2	50.384	105.0	1:18.458	127.6	30.284	87.2	2:39.126		7	47.552	115.7	1:13.886	129.1	27.670	91.4	2:29.108	
3	49.863	110.7	1:19.738	126.1	30.768	83.5	2:40.369		8	48.150	112.8	1:14.956	126.9	28.034	89.7	2:31.140	
4	49.798	103.1	1:20.856	123.6	31.383	83.3	2:42.037		9	47.790	113.7	1:15.794	127.1	27.701	90.6	2:31.285	
5	51.467	92.1	3:06.918	126.6	29.903	83.8	4:28.288	P	10								

4 Champion/Stretton (SMT4) — Lotus XI Le Mans

lap	Sect-1	Speed	Sect-2	Speed	Sect-3	Speed	Laptime	Pit	lap	Sect-1	Speed	Sect-2	Speed	Sect-3	Speed	Laptime	Pit
1	48.250	112.6	1:16.815	121.4	29.006	87.4	2:34.071		6	49.590	103.9	1:18.595	122.2	30.549	87.5	2:38.734	
2	47.830	113.9	1:16.673	122.2	29.545	87.5	2:34.048		7	49.671	108.1	1:18.296	119.6	30.378	87.8	2:38.345	
3	47.217	113.9	3:28.590	115.7	31.710	85.1	4:47.517	P	8	49.556	110.0	1:17.605	122.9	29.883	86.6	2:37.044	
4	49.985	99.3	1:19.490	121.1	30.830	84.8	2:40.305		9	49.627	109.7	1:18.338	121.4	30.593	87.4	2:38.558	
5	49.496	106.4	1:19.287	120.5	30.907	86.9	2:39.690		10								

6 Smith/Cottingham (SMT6) — Lister Chevrolet

lap	Sect-1	Speed	Sect-2	Speed	Sect-3	Speed	Laptime	Pit	lap	Sect-1	Speed	Sect-2	Speed	Sect-3	Speed	Laptime	Pit
1							2:30.888		6							2:27.996	
2							2:26.100		7							2:28.716	
3							2:25.784		8							2:25.288	
4							2:26.756		9							2:24.831	
5							4:08.132		10							2:26.084	

8 Wood/Nuthall (SMT6) — Lister Jaguar Knobbly

lap	Sect-1	Speed	Sect-2	Speed	Sect-3	Speed	Laptime	Pit	lap	Sect-1	Speed	Sect-2	Speed	Sect-3	Speed	Laptime	Pit
1	45.422	118.4	1:12.463	138.4	27.637	91.1	2:25.522		6	46.243	116.9	1:12.624	140.7	28.485	89.4	2:27.352	
2	44.831	118.8	1:13.474	129.3	33.687	94.8	2:31.992		7	46.061	124.0	1:12.732	140.4	27.828	90.1	2:26.621	
3	44.613	124.5	1:11.997	136.4	28.339	92.2	2:24.949		8	45.247	126.4	1:12.563	139.8	27.587	91.2	2:25.397	
4	46.398	112.6	2:29.430	137.2	29.863	89.4	3:45.691	P	9	47.229	74.5	2:48.082	137.8	28.024	89.4	4:03.335	P
5	45.948	111.3	1:13.157	138.9	28.880	87.4	2:27.985		10								

9 Serge Kriknoff (SMT4) — Lotus XI S1

lap	Sect-1	Speed	Sect-2	Speed	Sect-3	Speed	Laptime	Pit	lap	Sect-1	Speed	Sect-2	Speed	Sect-3	Speed	Laptime	Pit
1	50.413	104.0	1:19.820	115.7	30.718	82.7	2:40.951		5	48.181	109.3	1:17.638	118.6	29.918	87.4	2:35.737	
2	49.034	112.8	1:18.582	119.6	29.889	85.7	2:37.505		6	47.875	111.8	1:17.439	118.8	30.196	88.0	2:35.510	
3	48.386	112.4	1:17.280	118.1	29.845	86.1	2:35.511		7	49.125	102.0	3:32.898	110.6	31.095	87.7	4:53.118	P
4	48.079	110.6	1:16.958	119.2	29.437	87.5	2:34.474		8	48.702	108.4	1:19.699	115.9	33.285	77.0	2:41.686	

10 Gillett/Smith (SMT5) — Willment Climax

lap	Sect-1	Speed	Sect-2	Speed	Sect-3	Speed	Laptime	Pit	lap	Sect-1	Speed	Sect-2	Speed	Sect-3	Speed	Laptime	Pit
1	56.081	65.5	1:20.923	127.3	30.828	86.7	2:47.832		6	48.653	116.9	1:17.278	124.7	30.367	85.4	2:36.298	
2	48.940	120.1	1:17.836	129.8	30.149	84.4	2:36.925		7	48.234	117.9	1:17.604	116.5	31.464	86.7	2:37.302	
3	48.525	105.5	1:19.174	114.7	30.997	87.5	2:38.696		8	48.003	120.9	1:16.040	131.3	29.176	90.3	2:33.219	
4	48.708	109.1	3:02.908	119.0	31.109	84.1	4:22.725	P	9	48.513	114.7	1:18.555	131.1	31.154	86.1	2:38.222	
5	48.448	119.6	1:18.066	126.6	30.883	81.0	2:37.397		10								

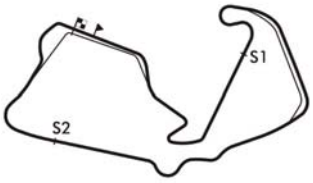

Session Start: 09:36:42 - Finish: 10:03:48
Weather/Track Conditions: Bright / Dry
Circuit: Silverstone Historic Grand Prix
Track Length: 5.857 Km - 3.6394 miles
Printed: 20-07-2018 - 10:15

MST
Results: www.mstworld.com. Live Timing: https://livetiming.getraceresults.com/mst. Email: timing@mstworld.com

Silverstone Classic - 20 - 22 Jul 2018

Stirling Moss Trophy For Pre '61 Sports Cars

Qualifying for Race 3 - Sector Analysis

11 Paul / Bourne (SMT4) — Lotus XI

lap	Sect-1	Speed	Sect-2	Speed	Sect-3	Speed	Laptime	Pit	lap	Sect-1	Speed	Sect-2	Speed	Sect-3	Speed	Laptime	Pit
1	49.124	113.0	1:16.028	119.2	28.207	87.6	2:33.359		6	47.166	98.3	3:20.708	120.9	29.673	88.1	4:37.547	P
2	49.605	83.5	1:17.970	103.2	28.875	89.7	2:36.450		7	48.691	113.2	1:17.729	120.9	29.296	89.5	2:35.716	
3	46.827	114.7	1:15.132	122.5	27.919	90.3	2:29.878		8	47.685	114.3	1:17.498	121.6	29.018	87.2	2:34.201	
4	46.679	117.1	1:16.461	122.0	28.272	90.1	2:31.412		9	48.371	112.4	1:17.663	120.7	28.939	89.6	2:34.973	
5	46.876	115.5	1:17.012	124.0	28.220	89.4	2:32.108		10								

12 Kent / Pearson (SMT6) — Lister Jaguar Costin

lap	Sect-1	Speed	Sect-2	Speed	Sect-3	Speed	Laptime	Pit	lap	Sect-1	Speed	Sect-2	Speed	Sect-3	Speed	Laptime	Pit
1	46.583	108.2	1:14.199	141.0	27.991	89.7	2:28.773		6	46.242	121.6	2:58.338	141.9	28.313	90.2	4:12.893	P
2	45.349	122.7	1:13.366	141.6	28.037	88.3	2:26.752		7	46.637	112.4	1:13.824	144.0	28.015	88.9	2:28.476	
3	45.886	117.3	1:13.325	141.9	28.227	88.3	2:27.438		8	46.342	118.1	1:13.437	144.0	28.517	88.9	2:28.296	
4	45.676	123.8	1:12.961	142.8	28.235	89.1	2:26.872		9	47.145	124.5	1:13.651	141.9	28.267	89.5	2:29.063	
5	46.024	120.5	1:13.542	141.3	28.089	90.4	2:27.655		10	45.947	128.3	1:14.499	141.9	28.119	91.2	2:28.565	

15 John Burton (SMT6) — Alton Jaguar

lap	Sect-1	Speed	Sect-2	Speed	Sect-3	Speed	Laptime	Pit	lap	Sect-1	Speed	Sect-2	Speed	Sect-3	Speed	Laptime	Pit
1	53.455	103.9	1:23.510	118.6	33.035	82.0	2:50.000		5	50.969	115.5	1:20.592	126.4	30.713	87.0	2:42.274	
2	51.908	105.2	1:21.607	120.7	31.791	83.3	2:45.306		6	49.633	102.6	1:19.531	123.1	30.877	88.2	2:40.041	
3	51.064	99.0	1:20.389	125.2	31.352	87.5	2:42.805		7	48.876	113.2	1:30.348	82.7	40.107	68.2	2:59.331	
4	49.740	103.1	1:19.451	127.6	30.523	86.1	2:39.714		8								

16 Marc Valvekens (SMT1) — Lola Mk1

lap	Sect-1	Speed	Sect-2	Speed	Sect-3	Speed	Laptime	Pit	lap	Sect-1	Speed	Sect-2	Speed	Sect-3	Speed	Laptime	Pit
1	53.337	88.9	1:23.422	110.9	30.375	83.9	2:47.134		6	51.033	105.5	1:21.140	113.0	31.331	84.7	2:43.504	
2	51.018	102.8	1:21.514	112.4	29.634	85.5	2:42.166		7	53.829	89.6	1:21.747	115.1	29.496	85.4	2:45.072	
3	50.934	104.4	1:22.021	113.2	30.223	83.3	2:43.178		8	50.510	105.4	1:21.183	113.6	30.500	83.6	2:42.193	
4	50.387	106.4	1:21.605	113.4	29.680	84.0	2:41.672		9	51.232	107.0	1:19.785	113.4	30.183	83.9	2:41.200	
5	50.961	105.0	1:20.781	112.8	29.801	83.4	2:41.543		10	51.351	103.4	1:20.702	112.8	29.436	84.3	2:41.489	

18 Ditheridge / Cannell (SMT5) — Cooper T49 Monaco

lap	Sect-1	Speed	Sect-2	Speed	Sect-3	Speed	Laptime	Pit	lap	Sect-1	Speed	Sect-2	Speed	Sect-3	Speed	Laptime	Pit
1	50.642	88.8	1:20.489	126.6	31.202	85.7	2:42.333		6	47.550	116.9	1:16.348	130.1	28.925	90.3	2:32.823	
2	48.147	112.4	1:18.083	128.6	30.277	82.3	2:36.507		7	47.372	117.9	1:16.006	129.8	28.863	89.8	2:32.241	
3	47.981	116.1	2:52.025	117.1	30.764	84.3	4:10.770	P	8	47.511	115.9	1:15.838	129.8	29.048	90.2	2:32.397	
4	49.665	113.2	1:17.121	126.4	29.851	89.0	2:36.637		9	47.231	115.5	1:16.351	129.8	29.189	88.8	2:32.771	
5	48.753	110.6	1:16.479	130.3	29.333	89.2	2:34.565		10								

19 Emmerling / Bernberg (SMT1) — Elva Mk5

lap	Sect-1	Speed	Sect-2	Speed	Sect-3	Speed	Laptime	Pit	lap	Sect-1	Speed	Sect-2	Speed	Sect-3	Speed	Laptime	Pit
1	53.952	102.9	1:22.444	108.9	30.029	83.3	2:46.425		6	53.249	103.6	1:24.782	111.1	32.810	75.5	2:50.841	
2	50.756	102.6	1:22.483	109.3	30.524	82.7	2:43.763		7	52.420	95.2	1:24.469	107.7	32.686	81.8	2:49.575	
3	50.949	103.2	1:21.757	108.4	30.399	84.2	2:43.105		8	52.678	101.8	1:23.630	110.9	32.625	83.1	2:48.933	
4	50.379	105.2	1:21.438	110.2	30.592	84.3	2:42.409		9	51.506	104.0	1:23.559	108.9	32.485	80.7	2:47.550	
5	50.950	101.8	2:38.291	110.2	33.111	77.0	4:02.352	P	10								

20 Harrison / Watts (SMT3) — Rejo Mk3

lap	Sect-1	Speed	Sect-2	Speed	Sect-3	Speed	Laptime	Pit	lap	Sect-1	Speed	Sect-2	Speed	Sect-3	Speed	Laptime	Pit
1	48.288	109.7	1:17.142	119.6	27.633	89.4	2:33.063		6	50.266	109.5	1:17.353	119.6	29.209	86.7	2:36.828	
2	48.366	109.1	1:15.503	119.0	27.577	89.5	2:31.446		7	49.351	108.6	1:17.082	120.5	29.299	88.0	2:35.732	
3	47.559	110.6	1:15.673	119.8	27.645	87.3	2:30.877		8	48.963	109.3	1:17.294	119.2	29.512	83.8	2:35.769	
4	47.425	110.0	4:10.345	116.7	30.470	84.3	5:28.240	P	9	49.123	109.3	1:16.934	119.0	29.112	88.5	2:35.169	
5	49.798	108.8	1:17.893	118.6	29.517	84.6	2:37.208		10								

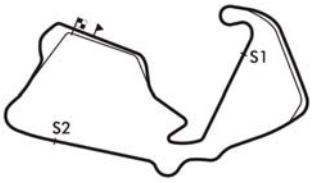

Session Start: 09:36:42 - Finish: 10:03:48
Weather/Track Conditions: Bright / Dry
Circuit: Silverstone Historic Grand Prix
Track Length: 5.857 Km - 3.6394 miles
Printed: 20-07-2018 - 10:15

Results: www.mstworld.com. Live Timing: https://livetiming.getraceresults.com/mst. Email: timing@mstworld.com

Silverstone Classic - 20 - 22 Jul 2018

Stirling Moss Trophy For Pre '61 Sports Cars

Qualifying for Race 3 - Sector Analysis

21 Yates / Mitchell (SMT4) — Lotus XI

lap	Sect-1	Speed	Sect-2	Speed	Sect-3	Speed	Laptime	Pit
1	48.903	107.7	1:16.827	114.5	28.293	88.1	2:34.023	
2	47.749	108.2	1:16.554	117.5	27.971	87.4	2:32.274	
3	47.480	108.4	1:16.475	114.3	27.960	88.2	2:31.915	
4	47.827	108.4	3:17.756	114.1	31.601	80.3	4:37.184	P
5	50.954	104.7	1:21.128	116.9	30.769	82.7	2:42.851	
6	50.514	105.8	1:21.387	114.3	30.641	82.2	2:42.542	
7	51.038	106.2	1:20.062	115.7	30.845	80.8	2:41.945	
8	49.538	107.4	1:20.112	115.7	30.150	83.6	2:39.800	
9	49.593	106.2	1:19.156	115.1	29.709	85.8	2:38.458	
10								

22 Tom Harris (SMT6) — Lister Jaguar Knobbly

lap	Sect-1	Speed	Sect-2	Speed	Sect-3	Speed	Laptime	Pit
1	56.246	98.5	1:26.977	112.8	32.614	78.7	2:55.837	
2	52.519	103.1	1:24.021	107.9	35.237	77.5	2:51.777	
3	54.462	110.0	1:21.350	119.8	30.986	83.2	2:46.798	
4	52.440	105.7	1:22.957	123.8	30.989	78.2	2:46.386	
5	51.133	104.4	1:22.980	123.4	30.981	81.4	2:45.094	
6	50.586	104.4	4:45.883	101.4	32.541	83.2	6:09.010	P
7	53.556	102.5	1:21.029	117.1	31.478	82.0	2:46.063	
8	50.218	117.9	1:19.142	128.1	30.192	85.7	2:39.552	

24 Roger Wills (SMT5) — Lotus 15

lap	Sect-1	Speed	Sect-2	Speed	Sect-3	Speed	Laptime	Pit
1	45.585	119.8	1:12.156	141.6	27.471	93.7	2:25.212	
2	44.805	121.6	1:12.188	141.0	27.285	92.7	2:24.278	
3				140.7	27.912	93.7	2:24.066	
4	45.160	119.8	6:52.497	135.8	28.067	91.7	8:05.724	P
5	45.044	119.0	1:12.008	140.4	27.378	95.3	2:24.430	
6	44.438	126.1	1:11.921	142.2	26.973	95.1	2:23.332	

25 Paul Griffin (SMT5) — Cooper T49 Monaco

lap	Sect-1	Speed	Sect-2	Speed	Sect-3	Speed	Laptime	Pit
1	50.773	106.0	1:20.307	126.6	30.861	87.0	2:41.941	
2	48.519	118.1	1:18.780	127.6	29.819	88.5	2:37.118	
3	49.720	103.7	1:19.003	128.6	29.935	88.8	2:38.658	
4	48.543	117.5	1:17.578	128.8	29.731	84.3	2:35.852	
5	49.541	115.5	1:17.480	128.6	29.296	88.4	2:36.317	
6	48.200	117.9	1:17.619	129.3	29.311	82.3	2:35.130	
7	49.688	113.0	1:17.000	129.1	29.056	89.2	2:35.744	
8	48.342	116.7	1:17.038	127.8	29.515	90.2	2:34.895	
9	48.685	116.7	1:17.387	128.3	29.573	85.4	2:35.645	
10	48.672	113.9	1:17.132	127.6	29.461	86.0	2:35.265	

26 Michael Gans (SMT5) — Lotus 15

lap	Sect-1	Speed	Sect-2	Speed	Sect-3	Speed	Laptime	Pit
1	45.792	120.7	1:13.888	131.8	27.739	91.9	2:27.419	
2	45.503	121.6	1:13.267	131.3	27.002	91.4	2:25.772	
3	45.586	123.4	1:13.105	132.1	27.482	90.0	2:26.173	
4	47.194	122.0	1:13.264	130.3	27.127	91.6	2:27.585	
5	45.912	121.1	1:13.888	130.6	27.149	88.9	2:26.949	
6	47.058	116.3	1:25.131	79.4	31.291	90.8	2:43.480	

27 Stefan Ziegler (SMT6) — Lister Jaguar Knobbly

lap	Sect-1	Speed	Sect-2	Speed	Sect-3	Speed	Laptime	Pit
1	47.264	97.8	4:29.702	111.8	31.277	90.8	5:48.243	P
2	49.150	96.8	4:13.200	126.4	29.945	88.7	5:32.295	P
3	49.070	92.6	1:21.104	97.7	32.074	87.5	2:42.248	
4								

29 Ahlers / Bellinger (SMT1) — Lola Mk1 Prototype

lap	Sect-1	Speed	Sect-2	Speed	Sect-3	Speed	Laptime	Pit
1	48.057	112.8	1:19.095	118.8	27.895	88.8	2:35.047	
2	46.624	115.5	1:14.718	120.9	28.445	89.6	2:29.787	
3	46.549	115.3	1:14.838	122.7	27.374	90.3	2:28.761	
4	46.462	110.2	1:14.912	122.0	27.417	90.8	2:28.791	
5	46.040	114.9	1:14.849	121.6	27.190	90.1	2:28.079	
6	47.491	103.1	3:33.973	120.7	30.292	87.6	4:51.756	P
7	49.229	110.0	1:18.458	120.5	28.836	88.7	2:36.523	
8	47.874	106.9	1:17.568	119.6	28.640	87.3	2:34.082	

31 Lamplough / Fowler (SMT1) — Lola Mk1

lap	Sect-1	Speed	Sect-2	Speed	Sect-3	Speed	Laptime	Pit
1	47.932	107.2	1:15.695	115.1	27.951	88.3	2:31.578	
2	46.789	109.1	1:15.061	118.4	27.654	88.8	2:29.504	
3	46.611	110.4	1:15.085	115.9	27.602	88.5	2:29.298	
4	48.845	99.1	4:30.942	114.3	30.084	82.5	5:49.871	P
5	50.524	105.4	1:20.009	113.7	29.542	73.0	2:40.075	
6	51.202	105.2	1:20.375	114.3	30.176	84.3	2:41.753	
7	49.619	106.0	1:19.038	115.3	29.540	81.5	2:38.197	
8	51.013	104.2	1:20.664	113.2	29.437	83.7	2:41.114	
9	50.833	102.8	1:21.337	113.2	29.268	84.5	2:41.438	
10								

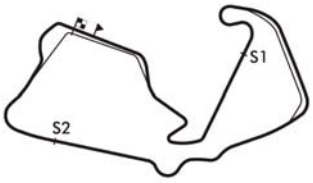

Session Start: 09:36:42 - Finish: 10:03:48
Weather/Track Conditions: Bright / Dry
Circuit: Silverstone Historic Grand Prix
Track Length: 5.857 Km - 3.6394 miles
Printed: 20-07-2018 - 10:15

MST
Results: www.mstworld.com. Live Timing: https://livetiming.getraceresults.com/mst. Email: timing@mstworld.com

Silverstone Classic - 20 - 22 Jul 2018

Stirling Moss Trophy For Pre '61 Sports Cars

Qualifying for Race 3 - Sector Analysis

35 Gregory De Prins (SMT4) — Rejo Mk IV

lap	Sect-1	Speed	Sect-2	Speed	Sect-3	Speed	Laptime	Pit	lap	Sect-1	Speed	Sect-2	Speed	Sect-3	Speed	Laptime	Pit
1	48.758	112.0	1:18.595	115.7	29.055	83.6	2:36.408		6	47.856	109.7	1:17.867	117.1	28.113	85.1	2:33.836	
2	48.116	111.5	1:19.021	119.2	29.304	83.3	2:36.441		7	47.762	108.2	1:17.322	114.9	28.313	86.7	2:33.397	
3	48.550	110.4	1:18.527	118.6	29.088	83.8	2:36.165		8	48.581	109.7	1:16.210	118.6	28.282	83.4	2:33.073	
4	48.278	110.6	1:17.112	117.5	28.465	86.4	2:33.855		9	48.008	108.9	1:16.295	116.9	27.696	86.1	2:31.999	
5	47.898	109.8	1:19.229	119.4	28.494	84.8	2:35.621		10	47.866	108.1	1:16.741	116.5	27.742	84.1	2:32.349	

36 Barrett / Shepherd (SMT6) — Jaguar D-type

lap	Sect-1	Speed	Sect-2	Speed	Sect-3	Speed	Laptime	Pit	lap	Sect-1	Speed	Sect-2	Speed	Sect-3	Speed	Laptime	Pit
1	57.038	94.4	1:31.219	113.6	36.625	70.2	3:04.882		4	57.302	87.7	3:16.962	125.7	30.585	84.6	4:44.849	P
2	57.616	91.2	1:30.952	120.1	36.470	75.5	3:05.038		5	49.086	109.5	1:19.436	129.8	30.002	84.3	2:38.524	
3	54.749	98.5	1:27.002	122.0	36.073	77.4	2:57.824		6	49.420	104.2	1:19.465	128.1	30.389	84.3	2:39.274	

42 Malone / Hall (SMT5) — Lotus 15

lap	Sect-1	Speed	Sect-2	Speed	Sect-3	Speed	Laptime	Pit	lap	Sect-1	Speed	Sect-2	Speed	Sect-3	Speed	Laptime	Pit
1	50.127	110.7	1:17.512	123.4	30.095	86.1	2:37.734		6	48.175	113.9	1:16.799	130.3	29.828	82.2	2:34.802	
2	48.021	112.8	1:17.121	127.3	30.398	86.4	2:35.540		7	48.374	121.6	1:16.289	132.9	29.538	88.7	2:34.201	
3	48.065	118.6	1:17.488	129.1	29.666	87.6	2:35.219		8	47.710	109.7	1:17.778	130.1	29.586	86.9	2:35.074	
4	47.781	110.6	1:17.287	128.6	29.808	88.4	2:34.876		9	47.769	115.7	1:16.887	131.1	29.637	86.8	2:34.293	
5	48.418	109.5	1:17.389	129.8	29.841	88.3	2:35.648		10	48.372	110.6	1:17.141	130.6	29.481	88.9	2:34.994	

43 Naveau / Naveau (SMT3) — Lotus XI Le Mans S1

lap	Sect-1	Speed	Sect-2	Speed	Sect-3	Speed	Laptime	Pit	lap	Sect-1	Speed	Sect-2	Speed	Sect-3	Speed	Laptime	Pit
1	57.864	97.3	1:28.260	107.9	33.392	72.4	2:59.516		5	57.403	94.5	1:28.901	103.6	35.963	75.7	3:02.267	
2	55.216	100.6	1:27.191	107.7	35.352	73.0	2:57.759		6	54.928	97.0	1:28.573	102.5	33.830	68.5	2:57.331	
3	55.830	98.0	1:28.930	106.2	33.728	71.1	2:58.488		7	55.356	98.4	1:28.910	106.4	33.348	74.3	2:57.614	
4	59.924	90.1	4:32.654	98.8	37.268	67.6	6:09.846	P	8	54.985	96.8	1:26.258	106.9	32.898	77.8	2:54.141	

51 Sandy Watson (SMT4) — Lotus XI Le Mans

lap	Sect-1	Speed	Sect-2	Speed	Sect-3	Speed	Laptime	Pit	lap	Sect-1	Speed	Sect-2	Speed	Sect-3	Speed	Laptime	Pit
1							3:55.675		5							2:33.960	
2							2:46.908		6							2:29.205	
3							2:44.521		7							2:28.843	
4							5:50.320		8								

52 John Spiers (SMT6) — Lister Jaguar Knobbly

lap	Sect-1	Speed	Sect-2	Speed	Sect-3	Speed	Laptime	Pit	lap	Sect-1	Speed	Sect-2	Speed	Sect-3	Speed	Laptime	Pit
1	47.838	117.5	1:17.343	126.1	28.534	88.0	2:33.715		4	46.755	122.5	1:13.732	135.6	27.674	88.2	2:28.161	
2	46.325	125.9	1:13.937	135.3	28.551	79.4	2:28.813		5	45.665	125.4	1:13.936	135.3	27.604	88.8	2:27.205	
3	46.728	115.3	1:14.954	136.7	28.127	91.1	2:29.809		6	46.021	127.1	1:14.624	126.6	29.365	80.0	2:30.010	

53 Stortoni / Postins (SMT4) — Lotus XI Le Mans

lap	Sect-1	Speed	Sect-2	Speed	Sect-3	Speed	Laptime	Pit	lap	Sect-1	Speed	Sect-2	Speed	Sect-3	Speed	Laptime	Pit
1	51.017	99.1	1:20.096	121.4	30.928	87.0	2:42.041		6	48.292	113.6	1:18.388	122.9	30.082	86.9	2:36.762	
2	48.683	113.4	1:17.273	125.0	31.603	85.7	2:37.559		7	47.335	115.9	1:17.566	123.1	30.177	88.8	2:35.078	
3	48.219	111.8	1:17.391	116.7	31.297	87.6	2:36.907		8	48.226	110.6	1:17.261	122.9	30.124	87.6	2:35.611	
4	51.270	76.9	3:35.216	118.6	31.161	87.6	4:57.647	P	9	47.351	114.3	1:17.184	122.2	29.774	88.5	2:34.309	
5	47.515	115.1	1:17.541	123.6	29.996	89.1	2:35.052		10								

55 de Silva / de Silva (SMT4) — Lotus XI

lap	Sect-1	Speed	Sect-2	Speed	Sect-3	Speed	Laptime	Pit	lap	Sect-1	Speed	Sect-2	Speed	Sect-3	Speed	Laptime	Pit
1	53.568	101.5	1:25.818	111.3	32.135	80.9	2:51.521		6	53.774	96.3	1:27.408	100.6	32.037	79.6	2:53.219	
2	53.515	105.0	1:24.594	111.5	32.090	78.8	2:50.199		7	54.555	94.9	1:27.698	102.6	32.016	80.6	2:54.269	
3	51.893	105.2	1:24.493	109.7	31.714	81.3	2:48.100		8	53.946	94.9	1:26.613	99.3	32.262	78.8	2:52.821	
4	52.744	100.0	1:24.900	105.2	32.424	83.0	2:50.068		9	55.730	90.8	1:29.106	98.1	32.123	77.6	2:56.959	
5	53.510	96.4	1:27.597	101.5	32.185	80.4	2:53.292		10								

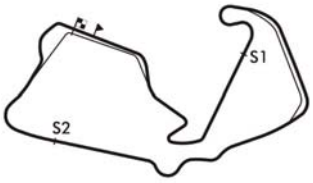

Session Start: 09:36:42 - Finish: 10:03:48
Weather/Track Conditions: Bright / Dry
Circuit: Silverstone Historic Grand Prix
Track Length: 5.857 Km - 3.6394 miles
Printed: 20-07-2018 - 10:15

Silverstone Classic - 20 - 22 Jul 2018

Stirling Moss Trophy For Pre '61 Sports Cars

Qualifying for Race 3 - Sector Analysis

57 Ben Adams (SMT1) — Lola Mk1

lap	Sect-1	Speed	Sect-2	Speed	Sect-3	Speed	Laptime	Pit	lap	Sect-1	Speed	Sect-2	Speed	Sect-3	Speed	Laptime	Pit
1	48.144	112.4	1:15.538	120.9	27.173	89.5	2:30.855		5	47.840	111.8	1:14.482	119.4	27.177	89.8	2:29.499	
2	46.020	114.1	1:15.449	120.5	26.978	89.1	2:28.447		6	45.774	113.0	1:13.975	119.8	26.917	89.8	2:26.666	
3	45.855	113.2	1:14.769	119.8	27.929	85.5	2:28.553		7	45.772	111.8	1:13.990	120.7	27.076	89.8	2:26.838	
4	47.409	112.0	1:15.311	119.4	28.135	74.1	2:30.855		8	48.953	110.2	1:18.916	111.5	31.510	80.7	2:39.379	

59 Whiteside / Shrimpton (SMT5) — Cooper T49 Monaco

lap	Sect-1	Speed	Sect-2	Speed	Sect-3	Speed	Laptime	Pit	lap	Sect-1	Speed	Sect-2	Speed	Sect-3	Speed	Laptime	Pit
1	51.746	99.3	1:21.006	123.6	30.597	83.4	2:43.349		6	49.064	111.8	1:17.653	122.7	29.018	83.9	2:35.735	
2	51.205	108.6	1:22.445	119.0	30.776	82.4	2:44.426		7	48.563	110.4	1:20.511	100.0	31.372	85.6	2:40.446	
3	51.097	107.4	1:22.869	119.2	31.253	80.8	2:45.219		8	54.592	112.2	1:18.139	124.0	29.616	88.2	2:42.347	
4	52.016	106.0	1:21.789	120.7	31.959	81.2	2:45.764		9	48.034	113.6	1:17.035	124.7	29.145	81.4	2:34.214	
5	51.474	108.4	3:02.321	112.4	31.962	86.3	4:25.757	P	10								

66 Maeers / Martin (SMT5) — Cooper T49 Monaco

lap	Sect-1	Speed	Sect-2	Speed	Sect-3	Speed	Laptime	Pit	lap	Sect-1	Speed	Sect-2	Speed	Sect-3	Speed	Laptime	Pit
1	49.775	112.2	1:17.084	129.8	28.508	84.6	2:35.367		6	46.718	119.2	2:37.540	131.1	29.085	90.3	3:53.343	P
2	47.333	114.5	1:14.787	131.1	28.255	91.8	2:30.375		7	46.652	119.8	1:14.857	132.9	27.973	90.4	2:29.482	
3	46.330	111.3	1:15.495	130.3	28.157	91.9	2:29.982		8	46.076	119.6	1:13.674	132.9	29.750	90.0	2:29.500	
4	46.548	116.3	1:14.168	131.8	29.383	83.3	2:30.099		9	45.784	121.6	1:13.763	132.4	27.596	92.4	2:27.143	
5	47.744	113.7	1:15.262	132.9	28.687	94.5	2:31.693		10								

68 Marc Gordon (SMT6) — Jaguar XK150

lap	Sect-1	Speed	Sect-2	Speed	Sect-3	Speed	Laptime	Pit	lap	Sect-1	Speed	Sect-2	Speed	Sect-3	Speed	Laptime	Pit
1	54.744	94.7	1:28.493	117.9	32.412	79.6	2:55.649		6	52.691	103.1	1:23.717	124.7	31.468	82.4	2:47.876	
2	52.717	99.4	1:25.029	121.6	31.527	81.4	2:49.273		7	51.945	104.5	1:22.438	125.2	31.271	82.4	2:45.654	
3	52.551	102.0	1:23.201	123.8	31.264	82.6	2:47.016		8	51.629	104.4	1:22.502	122.9	31.154	81.3	2:45.285	
4	52.588	102.0	1:23.477	123.4	31.075	82.3	2:47.140		9	52.283	106.9	1:22.990	122.9	31.009	82.2	2:46.282	
5	51.795	106.5	1:24.726	122.7	31.196	79.4	2:47.717		10								

77 Cook / Stanley (SMT5) — Lotus 15 S3

lap	Sect-1	Speed	Sect-2	Speed	Sect-3	Speed	Laptime	Pit	lap	Sect-1	Speed	Sect-2	Speed	Sect-3	Speed	Laptime	Pit
1	49.304	113.9	1:16.835	124.3	29.384	88.4	2:35.523		6	47.786	114.1	1:17.642	125.7	28.781	89.7	2:34.209	
2	47.842	114.9	1:36.502	122.9	30.367	85.4	2:54.711		7	48.178	113.9	1:17.768	124.3	28.568	88.8	2:34.514	
3	50.645	98.7	4:51.396	124.5	29.437	87.0	6:11.478	P	8	49.300	110.9	1:17.391	122.7	28.847	90.0	2:35.538	
4	48.073	115.5	1:17.771	125.0	29.376	88.5	2:35.220		9	48.190	112.0	1:17.621	122.0	29.565	89.6	2:35.376	
5	48.419	113.9	1:17.426	124.7	29.168	88.9	2:35.013		10								

86 Chris Ward (SMT6) — Lister Knobbly

lap	Sect-1	Speed	Sect-2	Speed	Sect-3	Speed	Laptime	Pit	lap	Sect-1	Speed	Sect-2	Speed	Sect-3	Speed	Laptime	Pit
1	47.136	118.8	1:14.658	141.3	28.138	92.3	2:29.932		6	45.195	126.9	1:12.721	142.5	27.147	93.7	2:25.063	
2	46.391	114.5	1:13.851	142.5	27.763	94.4	2:28.005		7	45.090	125.4	1:11.714	145.3	27.568	92.4	2:24.372	
3	44.823	129.3	1:12.342	142.2	27.777	93.2	2:24.942		8	44.817	127.8	1:11.792	142.8	27.692	94.5	2:24.301	
4	44.923	130.6	1:12.368	143.1	27.262	90.8	2:24.553		9	45.119	130.3	1:12.115	139.8	27.606	88.1	2:24.840	
5	48.247	101.1	2:45.260	103.1	29.126	94.1	4:02.633	P	10								

99 Keen / McAlpine (SMT2) — Kurtis 500S Corvette

lap	Sect-1	Speed	Sect-2	Speed	Sect-3	Speed	Laptime	Pit	lap	Sect-1	Speed	Sect-2	Speed	Sect-3	Speed	Laptime	Pit
1	51.189	99.3	1:21.954	110.2	32.739	78.5	2:45.882		6	48.182	111.1	1:17.602	128.8	29.756	89.2	2:35.540	
2	50.258	97.7	1:19.980	114.7	31.588	79.0	2:41.826		7	48.223	113.7	1:16.390	129.1	29.720	90.2	2:34.333	
3	50.093	102.6	1:20.179	112.2	31.492	85.5	2:41.764		8	47.874	107.7	1:17.199	127.6	29.812	90.7	2:34.885	
4	51.997	85.1	3:23.192	109.1	30.805	88.5	4:45.994	P	9	47.980	111.1	1:17.628	128.3	29.347	90.4	2:34.955	
5	49.067	113.0	1:16.946	127.8	29.402	91.4	2:35.415		10								

221 Lee Dwyer (SMT1) — Lotus Consul Mk4 Singford

lap	Sect-1	Speed	Sect-2	Speed	Sect-3	Speed	Laptime	Pit	lap	Sect-1	Speed	Sect-2	Speed	Sect-3	Speed	Laptime	Pit
1	51.802	97.8	1:23.944	109.7	30.402	82.2	2:46.148		3	50.285	100.5	1:21.492	107.7	30.238	83.7	2:42.015	
2	50.990	98.8	1:22.098	108.8	30.199	84.0	2:43.287		4								

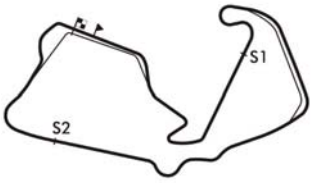

Session Start: 09:36:42 - Finish: 10:03:48
Weather/Track Conditions: Bright / Dry
Circuit: Silverstone Historic Grand Prix
Track Length: 5.857 Km - 3.6394 miles
Printed: 20-07-2018 - 10:15

Results: www.mstworld.com. Live Timing: https://livetiming.getraceresults.com/mst. Email: timing@mstworld.com

Silverstone Classic - 20 - 22 Jul 2018

Stirling Moss Trophy For Pre '61 Sports Cars

Qualifying for Race 3 - Best Sector Times

	SECTOR 1			SECTOR 2			SECTOR 3		
	NO	TIME	LAP	NO	TIME	LAP	NO	TIME	LAP
1	24	44.438	6	86	1:11.714	7	57	26.917	6
2	8	44.613	3	24	1:11.921	6	24	26.973	6
3	86	44.817	8	8	1:11.997	3	26	27.002	2
4	12	45.349	2	12	1:12.961	4	86	27.147	6
5	26	45.503	2	26	1:13.105	3	29	27.190	5
6	52	45.665	5	66	1:13.674	8	20	27.577	2
7	57	45.772	7	52	1:13.732	4	8	27.587	8
8	66	45.784	9	3	1:13.886	7	66	27.596	9
9	29	46.040	5	57	1:13.975	6	31	27.602	3
10	31	46.611	3	29	1:14.718	2	52	27.604	5
11	11	46.679	4	31	1:15.061	2	3	27.670	7
12	4	47.217	3	11	1:15.132	3	35	27.696	9
13	18	47.231	9	20	1:15.503	2	11	27.919	3
14	27	47.264	1	18	1:15.838	8	21	27.960	3
15	53	47.335	7	10	1:16.040	8	12	27.991	1
16	20	47.425	4	35	1:16.210	8	77	28.568	7
17	1	47.477	2	42	1:16.289	7	18	28.863	7
18	21	47.480	3	99	1:16.390	7	1	28.905	1
19	3	47.552	7	21	1:16.475	3	4	29.006	1
20	42	47.710	8	4	1:16.673	2	59	29.018	6
21	35	47.762	7	77	1:16.835	1	25	29.056	7
22	77	47.786	6	9	1:16.958	4	10	29.176	8
23	99	47.874	8	25	1:17.000	7	99	29.347	9
24	9	47.875	6	59	1:17.035	9	16	29.436	10
25	10	48.003	8	53	1:17.184	9	9	29.437	4
26	59	48.034	9	2	1:17.491	7	42	29.481	10
27	25	48.200	6	1	1:17.942	2	27	29.502	0
28	2	48.553	5	22	1:19.142	8	53	29.774	9
29	15	48.876	7	36	1:19.436	5	2	29.935	8
30	36	49.086	5	15	1:19.451	4	36	30.002	5
31	22	50.218	8	16	1:19.785	9	19	30.029	1
32	221	50.285	3	27	1:21.104	3	22	30.192	8
33	19	50.379	4	19	1:21.438	4	221	30.199	2
34	16	50.387	4	221	1:21.492	3	15	30.523	4
35	68	51.629	8	68	1:22.438	7	68	31.009	9
36	55	51.893	3	55	1:24.493	3	55	31.714	3
37	43	54.928	6	43	1:26.258	8	43	32.898	8
38	6			6			6		
39	30			30			30		
40	33			33			33		
41	51			51			51		
42	309			309			309		

IDEAL / BEST LAP COMPARISON

NO	NAME	BEST	IN	IDEAL	DIFF
24	Roger Wills	2:23.332	6	2:23.332	+0.000
86	Chris Ward	2:24.301	8	2:23.678	+0.623
6	Smith/Cottingham	2:24.831	9		+
8	Wood/Nuthall	2:24.949	3	2:24.197	+0.752
26	Michael Gans	2:25.772	2	2:25.610	+0.162
57	Ben Adams	2:26.666	6	2:26.664	+0.002
12	Kent/Pearson	2:26.752	2	2:26.301	+0.451
66	Maeers/Martin	2:27.143	9	2:27.054	+0.089
52	John Spiers	2:27.205	5	2:27.001	+0.204
29	Ahlers/Bellinger	2:28.079	5	2:27.948	+0.131
51	Sandy Watson	2:28.843	7		+
3	Smith/Smith	2:29.108	7	2:29.108	+0.000
31	Lamplough/Fowler	2:29.298	3	2:29.274	+0.024
11	Paul/Bourne	2:29.878	3	2:29.730	+0.148
20	Harrison/Watts	2:30.877	3	2:30.505	+0.372
21	Yates/Mitchell	2:31.915	3	2:31.915	+0.000
35	Gregory De Prins	2:31.999	9	2:31.668	+0.331
18	Ditheridge/Cannell	2:32.241	7	2:31.932	+0.309
10	Gillett/Smith	2:33.219	8	2:33.219	+0.000
4	Champion/Stretton	2:34.048	2	2:32.896	+1.152
42	Malone/Hall	2:34.201	7	2:33.480	+0.721
77	Cook/Stanley	2:34.209	6	2:33.189	+1.020
59	Whiteside/Shrimptoı	2:34.214	9	2:34.087	+0.127
53	Stortoni/Postins	2:34.309	9	2:34.293	+0.016
99	Keen/McAlpine	2:34.333	7	2:33.611	+0.722
9	Serge Kriknoff	2:34.474	4	2:34.270	+0.204
25	Paul Griffin	2:34.895	8	2:34.256	+0.639
2	Costas Michael	2:37.407	7	2:35.979	+1.428
1	Oliver Bryant	2:38.466	2	2:34.324	+4.142
36	Barrett/Shepherd	2:38.524	5	2:38.524	+0.000
22	Tom Harris	2:39.552	8	2:39.552	+0.000
15	John Burton	2:39.714	4	2:38.850	+0.864
16	Marc Valvekens	2:41.200	9	2:39.608	+1.592
221	Lee Dwyer	2:42.015	3	2:41.976	+0.039
27	Stefan Ziegler	2:42.248	3	2:37.870	+4.378
19	Emmerling/Bernberg	2:42.409	4	2:41.846	+0.563
68	Marc Gordon	2:45.285	8	2:45.076	+0.209
55	de Silva/de Silva	2:48.100	3	2:48.100	+0.000
43	Naveau/Naveau	2:54.141	8	2:54.084	+0.057

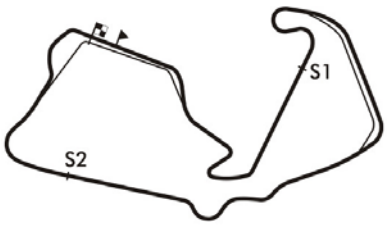

Session Start: 09:36:42 - Finish: 10:03:48
Weather/Track Conditions: Bright / Dry
Circuit: Silverstone Historic Grand Prix
Track Length: 5.857 Km - 3.6394 miles

Printed: 20-07-2018 - 10:15

Silverstone Classic - 20 - 22 Jul 2018

Stirling Moss Trophy For Pre '61 Sports Cars

Qualifying for Race 3 - Best Sector Speeds

	NO	SECTOR 1	MPH	NO	SECTOR 2	MPH	NO	SECTOR 3	MPH
1	86	Chris Ward	130.6	86	Chris Ward	145.3	24	Roger Wills	95.3
2	12	Kent/Pearson	128.3	12	Kent/Pearson	144.0	8	Wood/Nuthall	94.8
3	52	John Spiers	127.1	24	Roger Wills	142.2	66	Maeers/Martin	94.5
4	8	Wood/Nuthall	126.4	8	Wood/Nuthall	140.7	86	Chris Ward	94.5
5	24	Roger Wills	126.1	52	John Spiers	136.7	26	Michael Gans	91.9
6	26	Michael Gans	123.4	42	Malone/Hall	132.9	3	Smith/Smith	91.4
7	42	Malone/Hall	121.6	66	Maeers/Martin	132.9	99	Keen/McAlpine	91.4
8	66	Maeers/Martin	121.6	26	Michael Gans	132.1	12	Kent/Pearson	91.2
9	10	Gillett/Smith	120.9	27	Stefan Ziegler	131.8	52	John Spiers	91.1
10	25	Paul Griffin	118.1	10	Gillett/Smith	131.3	27	Stefan Ziegler	90.8
11	18	Ditheridge/Cannell	117.9	18	Ditheridge/Cannell	130.3	29	Ahlers/Bellinger	90.8
12	22	Tom Harris	117.9	36	Barrett/Shepherd	129.8	10	Gillett/Smith	90.3
13	11	Paul/Bourne	117.1	25	Paul Griffin	129.3	11	Paul/Bourne	90.3
14	53	Stortoni/Postins	115.9	3	Smith/Smith	129.1	18	Ditheridge/Cannell	90.3
15	3	Smith/Smith	115.7	99	Keen/McAlpine	129.1	25	Paul Griffin	90.2
16	15	John Burton	115.5	22	Tom Harris	128.1	77	Cook/Stanley	90.0
17	29	Ahlers/Bellinger	115.5	15	John Burton	127.6	57	Ben Adams	89.8
18	77	Cook/Stanley	115.5	1	Oliver Bryant	125.9	20	Harrison/Watts	89.5
19	2	Costas Michael	114.9	77	Cook/Stanley	125.7	53	Stortoni/Postins	89.1
20	57	Ben Adams	114.1	68	Marc Gordon	125.2	42	Malone/Hall	88.9
21	4	Champion/Stretton	113.9	53	Stortoni/Postins	125.0	31	Lamplough/Fowler	88.8
22	99	Keen/McAlpine	113.7	59	Whiteside/Shrimpton	124.7	15	John Burton	88.2
23	59	Whiteside/Shrimpton	113.6	11	Paul/Bourne	124.0	21	Yates/Mitchell	88.2
24	1	Oliver Bryant	113.4	2	Costas Michael	123.6	59	Whiteside/Shrimpton	88.2
25	9	Serge Kriknoff	112.8	4	Champion/Stretton	122.9	1	Oliver Bryant	88.0
26	35	Gregory De Prins	112.0	29	Ahlers/Bellinger	122.7	9	Serge Kriknoff	88.0
27	20	Harrison/Watts	110.6	57	Ben Adams	120.9	4	Champion/Stretton	87.8
28	31	Lamplough/Fowler	110.4	20	Harrison/Watts	120.5	2	Costas Michael	86.9
29	36	Barrett/Shepherd	109.5	9	Serge Kriknoff	119.6	35	Gregory De Prins	86.7
30	21	Yates/Mitchell	108.4	35	Gregory De Prins	119.4	22	Tom Harris	85.7
31	16	Marc Valvekens	107.0	31	Lamplough/Fowler	118.4	16	Marc Valvekens	85.5
32	68	Marc Gordon	106.9	21	Yates/Mitchell	117.5	36	Barrett/Shepherd	84.6
33	19	Emmerling/Bernberg	105.2	16	Marc Valvekens	115.1	19	Emmerling/Bernberg	84.3
34	55	de Silva/de Silva	105.2	55	de Silva/de Silva	111.5	221	Lee Dwyer	84.0
35	221	Lee Dwyer	100.8	19	Emmerling/Bernberg	111.1	55	de Silva/de Silva	83.0
36	43	Naveau/Naveau	100.6	221	Lee Dwyer	109.7	68	Marc Gordon	82.6
37	27	Stefan Ziegler	97.8	43	Naveau/Naveau	107.9	43	Naveau/Naveau	77.8
38	6	Smith/Cottingham	0.0	6	Smith/Cottingham	0.0	6	Smith/Cottingham	0.0
39	30	Ball/Ball	0.0	30	Ball/Ball	0.0	30	Ball/Ball	0.0
40	33	Hart/Hart	0.0	33	Hart/Hart	0.0	33	Hart/Hart	0.0

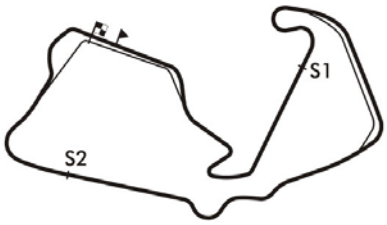

Session Start: 09:36:42 - Finish: 10:03:48
Weather/Track Conditions: Bright / Dry
Circuit: Silverstone Historic Grand Prix
Track Length: 5.857 Km - 3.6394 miles
Printed: 20-07-2018 - 10:16

Silverstone Classic - 20 - 22 Jul 2018

Stirling Moss Trophy For Pre '61 Sports Cars

Qualifying for Race 3 - Best Sector Speeds

41	51	Sandy Watson	0.0	51	Sandy Watson	0.0	51	Sandy Watson	0.0
42	309	Tom De Gres	0.0	309	Tom De Gres	0.0	309	Tom De Gres	0.0

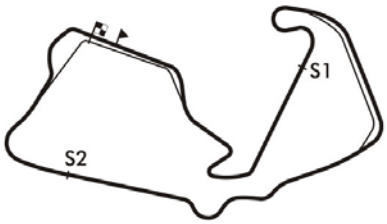

Session Start: 09:36:42 - Finish: 10:03:48
Weather/Track Conditions: Bright / Dry
Circuit: Silverstone Historic Grand Prix
Track Length: 5.857 Km - 3.6394 miles
Printed: 20-07-2018 - 10:16

Silverstone Classic - 20 - 22 Jul 2018

Stirling Moss Trophy For Pre '61 Sports Cars

Race 3 - Starting Grid

Sheet No:

Start Time : 10:50 - Heat Duration : 50 Minutes

ROW							
20	39	43	Naveau / Naveau				
19	37	68	Marc Gordon	38	55	de Silva / de Silva
18	35	27	Stefan Ziegler	36	19	Emmerling / Bernberg
17	33	16	Marc Valvekens	34	221	Lee Dwyer
16	31	22	Tom Harris	32	15	John Burton
15	29	1	Oliver Bryant	30	36	Barrett / Shepherd
14	27	25	Paul Griffin	28	2	Costas Michael
13	25	99	Keen / McAlpine	26	9	Serge Kriknoff
12	23	59	Whiteside / Shrimpton	24	53	Stortoni / Postins
11	21	42	Malone / Hall	22	77	Cook / Stanley
10	19	10	Gillett / Smith	20	4	Champion / Stretton
9	17	35	Gregory De Prins	18	18	Ditheridge / Cannell
8	15	20	Harrison / Watts	16	21	Yates / Mitchell
7	13	31	Lamplough / Fowler	14	11	Paul / Bourne
6	11	51	Sandy Watson	12	3	Smith / Smith
5	9	52	John Spiers	10	29	Ahlers / Bellinger
4	7	12	Kent / Pearson	8	66	Maeers / Martin
3	5	26	Michael Gans	6	57	Ben Adams
2	3	6	Smith / Cottingham	4	8	Wood / Nuthall
1	1	24	Roger Wills	2	86	Chris Ward

Pole Right

Circuit: Silverstone Historic Grand Prix
Track Length: 5.857 Km - 3.6394 miles

These results are provisional until the conclusion of any judicial and technical matters.

Clerk of the Course:	Timekeeper:	Issued at:
Julian Floyd	Nick Palmer	

Printed : 20-07-2018 - 10:12

Silverstone Classic - 20 - 22 Jul 2018

Stirling Moss Trophy For Pre '61 Sports Cars

Race 3 - Classification

Sheet No:

POS	NO	DRIVER/S	CLASS	CLASS POS	CAR MAKE / MODEL	TIME	LAPS	GAP	DIFF	MPH	BEST	ON
1	86	Chris Ward	SMT	1	Lister Knobbly	50:08.269	20	-- 20 laps		87.10	2:25.190	2
2	8	Tony Wood-Will Nuthall	SMT	2	Lister Jaguar Knobbly	50:19.199	20	10.930	10.930	86.79	2:25.553	3
3	24	Roger Wills	SMT	1	Lotus 15	50:21.640	20	13.371	2.441	86.72	2:23.712	2
4	26	Michael Gans	SMT	2	Lotus 15	50:45.969	20	37.700	24.329	86.02	2:25.767	5
5	6	Andrew Robertson Smith-James Cottingha	SMT	3	Lister Chevrolet	51:13.062	20	1:04.793	27.093	85.26	2:24.973	3
6	12	Richard Kent-Gary Pearson	SMT	4	Lister Jaguar Costin	51:17.474	20	1:09.205	4.412	85.14	2:26.596	3
7	57	Ben Adams	SMT	1	Lola Mk1	51:28.915	20	1:20.646	11.441	84.83	2:27.682	6
8	29	Keith Ahlers-James Bellinger	SMT	2	Lola Mk1 Prototype	52:13.992	20	2:05.723	45.077	83.61	2:28.568	19
9	27	Martin Stretton-Stefan Ziegler	SMT	5	Lister Jaguar Knobbly	52:26.818	20	2:18.549	12.826	83.26	2:26.739	5
10	20	Malcolm Harrison-Patrick Watts	SMT	1	Rejo Mk3	50:11.845	19	-- 19 laps	19.624	82.65	2:31.076	19
11	53	Richard Postins-Andrea Stortoni	SMT	1	Lotus XI Le Mans	50:15.383	19	3.538	3.538	82.55	2:32.000	12
12	9	Serge Kriknoff	SMT	2	Lotus XI S1	50:18.891	19	7.046	3.508	82.46	2:32.720	8
13	18	Barry Cannell-Anthony Ditheridge	SMT	3	Cooper T49 Monaco	50:28.594	19	16.749	9.703	82.19	2:29.330	4
14	10	Steve Smith-Charles Gillett	SMT	4	Willment Climax	50:39.365	19	27.520	10.771	81.90	2:31.115	15
15	2	Costas Michael	SMT	3	Lotus XI	50:52.285	19	40.440	12.920	81.55	2:33.126	8
16	31	Neil Fowler-Robs Lamplough	SMT	3	Lola Mk1	50:54.934	19	43.089	2.649	81.48	2:30.066	5
17	42	Michael Malone	SMT	5	Lotus 15	51:03.344	19	51.499	8.410	81.26	2:32.882	4
18	66	Justin Maeers-Charlie Martin	SMT	6	Cooper T49 Monaco	51:05.264	19	53.419	1.920	81.21	2:28.082	6
19	4	Philip Champion-Sam Stretton	SMT	4	Lotus XI Le Mans	51:11.033	19	59.188	5.769	81.06	2:33.920	18
20	21	Jason Yates-Ben Mitchell	SMT	5	Lotus XI	51:20.077	19	1:08.232	9.044	80.82	2:31.975	16
21	22	Tom Harris	SMT	6	Lister Jaguar Knobbly	52:08.033	19	1:56.188	47.956	79.58	2:35.781	14
22	15	John Burton	SMT	7	Alton Jaguar	52:21.604	19	2:09.759	13.571	79.24	2:37.568	5
23	51	Andrew Kirkaldy-Sandy Watson	SMT	6	Lotus XI Le Mans	52:24.225	19	2:12.380	2.621	79.17	2:28.349	6
24	35	Gregory De Prins	SMT	7	Rejo Mk IV	52:36.226	19	2:24.381	12.001	78.86	2:33.148	10
25	99	Chris Keen-Richard McAlpine	SMT	1	Kurtis 500S Corvette	50:09.230	18	-- 18 laps	15.087	78.37	2:35.407	12
26	59	Roger Whiteside-Thomas Shrimpton	SMT	7	Cooper T49 Monaco	50:29.158	18	19.928	19.928	77.85	2:33.973	14
27	16	Marc Valvekens	SMT	4	Lola Mk1	50:44.277	18	35.047	15.119	77.47	2:41.171	17
28	36	Rod Barrett-Jay Shepherd	SMT	8	Jaguar D-type	51:05.195	18	55.965	20.918	76.94	2:36.723	9
29	19	Ralf Emmerling-Robi Bernberg	SMT	5	Elva Mk5	51:07.700	18	58.470	2.505	76.87	2:41.682	14
30	43	Julien Naveau-Jacques Naveau	SMT	2	Lotus XI Le Mans S1	50:52.112	17	-- 17 laps	2:30.074	72.97	2:49.152	6
		---------- NOT CLASSIFIED ----------										
DNF	25	Paul Griffin	SMT		Cooper T49 Monaco	38:15.402	14	-- 14 laps		79.91	2:34.672	14
DNF	68	Marc Gordon	SMT		Jaguar XK150	34:44.670	12	-- 12 laps	1:39.857	75.42	2:44.375	11
DNF	55	Harindra de Silva	SMT		Lotus XI	46:42.908	9	-- 9 laps --	20:14.14	42.07	2:42.030	8
DNF	52	John Spiers	SMT		Lister Jaguar Knobbly	20:12.594	8	-- 8 laps --		86.43	2:28.341	4
DNF	11	Rick Bourne-Malcolm Paul	SMT		Lotus XI	14:59.099	6	-- 6 laps --		87.43	2:27.814	6
DNF	3	Andrew Guy Smith-Simon Smith	SMT		Cooper T49 Monaco	12:37.392	5	-- 5 laps --	6.107	86.49	2:29.302	4
DNF	221	Lee Dwyer	SMT		Lotus Consul Mk4							

Cars 8, 10 & 12 - 5 second penalty applied (track limits).
Cars 6 & 51 - 30 second penalty applied (No working transponder - Q12.2.1 refers).

Car 77 - Non starter. Car 1 - Withdrawn.

Session Start: 10:53:36 - Finish: 11:43:30
Weather/Track Conditions: Cloud / Drying
Circuit: Silverstone Historic Grand Prix
Track Length: 5.857 Km - 3.6394 miles

These results are provisional until the conclusion of any judicial and technical matters.

Clerk of the Course:	Timekeeper:	Issued at:
Julian Floyd	Nick Palmer	

Silverstone Classic - 20 - 22 Jul 2018

Stirling Moss Trophy For Pre '61 Sports Cars

Race 3 - Classification

Sheet No:

---------- FASTEST LAP SUMMARY ----------

NO	DRIVER/S	CLASS	CAR MAKE / MODEL	FASTEST LAP	ON	MPH
24	Roger Wills	SMT5	Lotus 15	2:23.712	2	91.17
6	Cottingham/Smith	SMT6	Lister Chevrolet	2:24.973	3	90.37
57	Ben Adams	SMT1	Lola Mk1	2:27.682	6	88.72
11	Bourne/Paul	SMT4	Lotus XI	2:27.814	6	88.64
20	Harrison/Watts	SMT3	Rejo Mk3	2:31.076	19	86.72
99	Keen/McAlpine	SMT2	Kurtis 500S Corvette	2:35.407	12	84.31

Cars 8, 10 & 12 - 5 second penalty applied (track limits).
Cars 6 & 51 - 30 second penalty applied (No working transponder - Q12.2.1 refers).

Car 77 - Non starter. Car 1 - Withdrawn.

Session Start: 10:53:36 - Finish: 11:43:30
Weather/Track Conditions: Cloud / Drying
Circuit: Silverstone Historic Grand Prix
Track Length: 5.857 Km - 3.6394 miles

These results are provisional until the conclusion of any judicial and technical matters.

Clerk of the Course:	Timekeeper:	Issued at:
Julian Floyd	Nick Palmer	

Silverstone Classic - 20 - 22 Jul 2018

Stirling Moss Trophy For Pre '61 Sports Cars

Race 3 - Sector Analysis

2 Costas Michael (SMT4) — Lotus XI

lap	Sect-1	Speed	Sect-2	Speed	Sect-3	Speed	Laptime	Pit	lap	Sect-1	Speed	Sect-2	Speed	Sect-3	Speed	Laptime	Pit
1		107.0	1:18.214	125.2	29.334	85.8	2:43.412		11	48.552	113.2	1:17.151	124.0	29.303	86.6	2:35.006	
2	48.659	115.1	1:17.047	125.9	29.838	86.7	2:35.544		12	48.696	114.7	1:18.170	122.7	29.983	85.2	2:36.849	
3	48.570	116.5	1:16.766	122.5	29.563	80.4	2:34.899		13	48.768	112.4	1:18.721	124.3	30.516	86.3	2:38.005	
4	48.333	114.9	1:16.979	123.8	29.740	88.4	2:35.052		14	49.420	114.3	1:17.559	123.8	29.154	88.2	2:36.133	
5	48.533	113.4	1:16.700	123.8	29.264	86.8	2:34.497		15	48.851	116.5	1:17.432	123.1	29.586	88.2	2:35.869	
6	48.631	113.6	1:16.525	123.8	29.735	87.4	2:34.891		16	48.250	111.3	1:17.747	123.4	30.119	85.6	2:36.116	
7	48.443	113.6	1:16.006	124.0	29.055	86.7	2:33.504		17	48.673	114.1	1:17.768	123.1	29.808	88.3	2:36.249	
8	48.037	114.7	1:16.326	124.5	28.763	87.4	2:33.126		18	49.069	113.9	1:17.616	124.0	29.374	86.9	2:36.059	
9	47.697	110.6	1:16.753	119.6	29.122	89.0	2:33.572		19	48.851	113.4	1:17.517	123.8	30.028	80.8	2:36.396	
10	47.899	114.3	2:49.565	122.2	29.642	87.8	4:07.106	P	20								

3 Smith/Smith (SMT5) — Cooper T49 Monaco

lap	Sect-1	Speed	Sect-2	Speed	Sect-3	Speed	Laptime	Pit	lap	Sect-1	Speed	Sect-2	Speed	Sect-3	Speed	Laptime	Pit
1		117.3	1:14.907	128.6	28.602	90.4	2:34.789		4	46.760	114.7	1:14.420	129.3	28.122	89.8	2:29.302	
2	47.277	111.1	1:15.520	128.3	28.384	88.8	2:31.181		5	47.289	114.3	1:14.718	126.4	27.974	92.3	2:29.981	
3	48.355	110.4	1:15.678	128.8	28.106	91.1	2:32.139		6								

4 Champion/Stretton (SMT4) — Lotus XI Le Mans

lap	Sect-1	Speed	Sect-2	Speed	Sect-3	Speed	Laptime	Pit	lap	Sect-1	Speed	Sect-2	Speed	Sect-3	Speed	Laptime	Pit
1		106.7	1:21.721	119.6	29.947	86.3	2:47.373		11	49.664	114.3	1:19.313	124.0	29.637	79.9	2:38.614	
2	49.121	105.4	1:18.476	121.6	30.150	85.8	2:37.747		12	48.656	102.6	1:16.678	117.5	29.417	88.4	2:34.751	
3	49.516	106.7	1:18.163	121.6	30.170	84.7	2:37.849		13	48.535	109.5	1:17.030	122.0	29.170	87.2	2:34.735	
4	49.168	111.5	1:17.412	122.9	29.781	86.8	2:36.361		14	48.717	114.7	1:16.703	117.9	29.515	82.8	2:34.935	
5	48.398	108.9	1:19.606	122.2	29.822	84.5	2:37.826		15	48.241	105.0	1:17.496	118.1	29.713	84.6	2:35.450	
6	49.260	103.4	1:18.313	122.9	29.747	87.5	2:37.320		16	49.107	107.7	1:16.394	122.2	28.955	88.7	2:34.456	
7	49.054	107.0	1:18.767	121.8	29.607	87.5	2:37.428		17	49.736	105.5	1:16.717	123.8	29.363	88.3	2:35.816	
8	48.955	109.3	1:16.942	123.8	29.779	82.1	2:35.676		18	48.082	105.7	1:16.821	120.3	29.017	86.4	2:33.920	
9	49.262	107.2	2:51.046	121.8	29.276	87.7	4:09.584	P	19	48.137	107.0	1:18.005	123.6	29.207	88.0	2:35.349	
10	48.990	112.4	1:17.714	124.7	29.139	86.8	2:35.843		20								

6 Cottingham/Smith (SMT6) — Lister Chevrolet

lap	Sect-1	Speed	Sect-2	Speed	Sect-3	Speed	Laptime	Pit	lap	Sect-1	Speed	Sect-2	Speed	Sect-3	Speed	Laptime	Pit
1							2:29.704		11							4:12.797	
2							2:26.155		12							2:26.656	
3							2:24.973		13							2:28.285	
4							2:25.705		14							2:27.056	
5							2:25.506		15							2:26.236	
6							2:26.192		16							2:27.808	
7							2:26.734		17							2:26.707	
8							2:25.889		18							2:28.079	
9							2:26.401		19							2:27.030	
10							2:25.933		20							2:29.216	

8 Wood/Nuthall (SMT6) — Lister Jaguar Knobbly

lap	Sect-1	Speed	Sect-2	Speed	Sect-3	Speed	Laptime	Pit	lap	Sect-1	Speed	Sect-2	Speed	Sect-3	Speed	Laptime	Pit
1		120.3	1:13.510	137.8	27.777	89.5	2:28.472		11	45.574	119.8	1:12.831	141.0	27.680	88.8	2:26.085	
2	45.700	123.4	1:12.693	139.2	27.365	90.1	2:25.758		12	45.797	119.8	1:12.924	139.8	27.942	91.7	2:26.663	
3	45.030	127.3	1:12.959	137.8	27.564	90.7	2:25.553		13	45.476	118.8	1:13.326	140.1	27.966	91.8	2:26.768	
4	45.196	127.3	1:14.226	141.0	27.653	90.2	2:27.075		14	45.713	117.9	1:12.873	140.4	27.997	90.9	2:26.583	
5	45.356	117.9	1:12.712	141.0	27.501	91.4	2:25.569		15	45.607	122.9	1:12.244	141.6	27.913	92.4	2:25.764	
6	45.479	120.3	1:13.003	141.3	27.693	90.8	2:26.175		16	45.613	120.9	1:12.728	141.3	27.769	92.8	2:26.110	
7	45.598	119.0	1:13.301	141.6	27.872	90.0	2:26.771		17	45.651	118.6	1:13.324	137.5	28.576	92.3	2:27.551	
8	45.477	118.6	1:12.740	141.0	27.703	90.6	2:25.920		18	45.585	119.4	1:13.157	141.0	28.051	91.7	2:26.793	
9	45.661	120.5	1:13.162	141.3	27.676	90.9	2:26.499		19	45.466	128.8	1:13.634	140.1	28.188	91.9	2:27.288	
10	45.388	119.2	2:36.851	138.4	28.126	89.6	3:50.365	P	20	45.280	120.7	1:12.873	142.2	28.284	91.4	2:26.437	

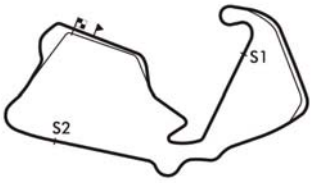

Session Start: 10:53:36 - Finish: 11:43:30
Weather/Track Conditions: Cloud / Drying
Circuit: Silverstone Historic Grand Prix
Track Length: 5.857 Km - 3.6394 miles
Printed: 21-07-2018 - 11:52

MST
Results: www.mstworld.com. Live Timing: https://livetiming.getraceresults.com/mst. Email: timing@mstworld.com

Silverstone Classic - 20 - 22 Jul 2018

Stirling Moss Trophy For Pre '61 Sports Cars

Race 3 - Sector Analysis

9 Serge Kriknoff (SMT4) — Lotus XI S1

lap	Sect-1	Speed	Sect-2	Speed	Sect-3	Speed	Laptime	Pit	lap	Sect-1	Speed	Sect-2	Speed	Sect-3	Speed	Laptime	Pit
1		97.3	1:18.193	117.9	30.063	85.9	2:43.077		11	47.567	116.5	1:16.992	123.8	29.182	86.4	2:33.741	
2	47.881	105.2	1:17.876	120.5	30.804	85.6	2:36.561		12	47.851	115.7	2:34.790	121.8	29.231	86.9	3:51.872	P
3	48.110	112.4	1:18.465	124.3	30.416	86.7	2:36.991		13	47.708	115.7	1:17.524	123.4	29.208	86.6	2:34.440	
4	48.039	114.1	1:17.750	123.1	29.685	87.4	2:35.474		14	47.480	114.9	1:17.114	123.4	29.718	87.6	2:34.312	
5	47.718	114.7	1:16.886	123.4	29.728	86.7	2:34.332		15	47.781	114.3	1:17.986	124.5	29.876	86.4	2:35.643	
6	47.440	115.9	1:16.545	124.5	29.543	87.0	2:33.528		16	49.363	111.3	1:17.127	124.3	29.554	86.0	2:36.044	
7	47.520	113.0	1:16.639	125.0	29.412	86.7	2:33.571		17	47.509	116.7	1:16.436	124.0	29.337	85.5	2:33.282	
8	47.061	115.1	1:16.495	124.5	29.164	88.4	2:32.720		18	47.681	117.1	1:16.308	124.5	29.239	84.6	2:33.228	
9	47.130	113.0	1:17.600	123.6	29.213	88.2	2:33.943		19	47.398	115.3	1:16.637	124.0	28.919	85.2	2:32.954	
10	47.542	115.1	1:16.612	124.3	29.024	88.5	2:33.178		20								

10 Smith / Gillett (SMT5) — Willment Climax

lap	Sect-1	Speed	Sect-2	Speed	Sect-3	Speed	Laptime	Pit	lap	Sect-1	Speed	Sect-2	Speed	Sect-3	Speed	Laptime	Pit
1		116.5	1:18.038	131.1	29.723	80.4	2:40.638		11	47.681	122.2	1:15.754	133.2	29.586	89.7	2:33.021	
2	48.076	117.9	1:19.103	132.9	30.850	85.2	2:38.029		12	47.172	123.1	1:15.195	133.7	29.271	88.4	2:31.638	
3	48.375	118.4	1:19.113	129.3	30.009	86.9	2:37.497		13	47.090	123.1	1:15.229	131.1	30.282	90.3	2:32.601	
4	48.058	117.5	1:18.609	125.4	30.488	88.3	2:37.155		14	48.063	122.0	1:16.664	132.6	29.265	88.8	2:33.992	
5	48.078	115.1	1:17.933	130.1	30.421	88.1	2:36.432		15	47.221	123.4	1:15.005	131.8	28.889	89.7	2:31.115	
6	49.020	114.1	1:19.311	122.7	30.215	87.8	2:38.546		16	49.391	120.3	1:16.423	131.8	30.079	83.9	2:35.893	
7	48.651	106.0	1:18.253	130.6	30.395	83.0	2:37.299		17	48.822	121.6	1:15.533	133.7	28.841	85.8	2:33.196	
8	49.994	104.5	2:47.916	120.5	29.299	86.4	4:07.209	P	18	47.181	124.0	1:15.710	133.9	29.136	88.3	2:32.027	
9	47.184	122.7	1:15.642	134.8	29.512	87.6	2:32.338		19	47.935	121.8	1:15.419	133.7	28.972	87.3	2:32.326	
10	47.566	118.4	1:15.916	130.1	29.931	82.5	2:33.413		20								

11 Bourne / Paul (SMT4) — Lotus XI

lap	Sect-1	Speed	Sect-2	Speed	Sect-3	Speed	Laptime	Pit	lap	Sect-1	Speed	Sect-2	Speed	Sect-3	Speed	Laptime	Pit
1		114.7	1:15.623	124.7	27.985	89.1	2:35.110		4	46.061	115.5	1:15.090	123.1	28.018	90.1	2:29.169	
2	46.599	114.7	1:14.761	123.1	28.302	90.0	2:29.662		5	46.312	116.9	1:14.292	123.6	27.523	90.7	2:28.127	
3	46.157	115.3	1:15.403	123.1	27.657	91.1	2:29.217		6	45.868	115.9	1:14.340	124.0	27.606	90.0	2:27.814	

12 Kent / Pearson (SMT6) — Lister Jaguar Costin

lap	Sect-1	Speed	Sect-2	Speed	Sect-3	Speed	Laptime	Pit	lap	Sect-1	Speed	Sect-2	Speed	Sect-3	Speed	Laptime	Pit
1		122.0	1:12.909	141.6	28.453	87.2	2:30.169		11	46.948	116.7	1:15.265	143.4	28.598	87.5	2:30.811	
2	45.984	119.2	1:13.594	144.9	27.885	88.5	2:27.463		12	46.768	113.9	1:14.526	142.5	28.408	91.1	2:29.702	
3	45.597	125.2	1:13.085	143.7	27.914	88.7	2:26.596		13	46.392	116.9	1:14.408	142.5	28.545	90.4	2:29.345	
4	45.810	122.0	1:13.169	143.7	27.814	90.0	2:26.793		14	46.116	115.1	1:14.984	143.1	29.062	88.7	2:30.162	
5	45.989	123.8	1:13.338	144.3	28.134	90.7	2:27.461		15	46.441	119.0	1:15.410	141.3	28.508	90.1	2:30.359	
6	46.456	122.7	1:13.526	143.4	28.314	89.7	2:28.296		16	46.058	121.1	1:15.407	142.8	28.781	87.7	2:30.246	
7	46.435	121.6	1:13.882	139.5	29.243	86.7	2:29.560		17	46.661	118.6	1:14.446	141.9	28.618	90.0	2:29.725	
8	46.120	121.1	1:13.817	144.0	28.170	89.5	2:28.107		18	46.137	116.1	1:14.695	142.8	28.455	88.0	2:29.287	
9	46.204	123.8	1:15.088	143.1	28.479	89.2	2:29.771		19	46.587	122.7	1:14.280	142.8	28.782	89.4	2:29.649	
10	46.140	120.9	2:43.729	141.3	28.703	87.7	3:58.572	P	20	46.813	117.9	1:14.754	143.1	28.833	87.5	2:30.400	

15 John Burton (SMT6) — Alton Jaguar

lap	Sect-1	Speed	Sect-2	Speed	Sect-3	Speed	Laptime	Pit	lap	Sect-1	Speed	Sect-2	Speed	Sect-3	Speed	Laptime	Pit
1		105.5	1:21.912	125.7	30.553	85.4	2:51.044		11	49.220	107.9	1:18.513	123.4	30.214	83.0	2:37.947	
2	49.067	109.7	1:18.037	120.7	31.481	85.5	2:38.585		12	49.411	108.1	1:19.489	117.1	37.654	81.8	2:46.554	
3	49.500	104.7	1:18.482	126.1	30.405	88.1	2:38.387		13	49.514	107.9	1:19.645	122.9	31.264	85.9	2:40.423	
4	48.669	109.3	1:19.320	122.9	30.289	84.1	2:38.278		14	49.750	108.1	1:19.046	123.4	31.117	81.8	2:39.913	
5	49.000	108.4	1:18.500	128.6	30.068	86.7	2:37.568		15	50.539	105.0	1:20.534	120.5	30.604	83.9	2:41.677	
6	49.269	109.8	1:18.839	127.3	30.419	84.0	2:38.527		16	50.628	100.8	1:20.937	119.8	31.026	84.5	2:42.591	
7	49.105	110.4	1:18.729	128.1	29.866	87.2	2:37.700		17	49.195	106.5	1:19.318	119.2	31.021	86.0	2:39.534	
8	49.049	112.6	1:20.431	127.8	29.695	86.3	2:39.175		18	50.951	105.2	1:19.909	124.5	31.197	81.3	2:42.057	
9	49.876	101.1	1:19.845	124.7	30.137	86.9	2:39.858		19	51.031	108.2	1:19.289	121.4	31.370	80.7	2:41.690	
10	49.637	107.9	2:50.163	124.7	30.296	87.5	4:10.096	P	20								

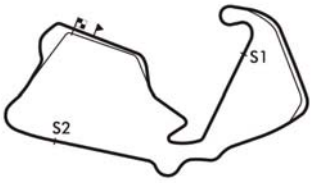

Session Start: 10:53:36 - Finish: 11:43:30
Weather/Track Conditions: Cloud / Drying
Circuit: Silverstone Historic Grand Prix
Track Length: 5.857 Km - 3.6394 miles
Printed: 21-07-2018 - 11:52

MST
Results: www.mstworld.com. Live Timing: https://livetiming.getraceresults.com/mst. Email: timing@mstworld.com

Silverstone Classic - 20 - 22 Jul 2018

Stirling Moss Trophy For Pre '61 Sports Cars

Race 3 - Sector Analysis

16 Marc Valvekens (SMT1) — Lola Mk1

lap	Sect-1	Speed	Sect-2	Speed	Sect-3	Speed	Laptime	Pit	lap	Sect-1	Speed	Sect-2	Speed	Sect-3	Speed	Laptime	Pit
1		98.3	1:22.909	112.2	31.352	81.8	2:56.507		10	51.776	102.1	1:21.604	114.3	30.240	82.2	2:43.620	
2	51.816	103.7	1:23.617	111.3	31.107	82.0	2:46.540		11	51.954	103.4	1:20.507	113.6	30.570	73.2	2:43.031	
3	52.327	103.4	1:22.058	112.6	30.258	82.2	2:44.643		12	51.769	104.2	1:21.409	112.6	30.146	82.1	2:43.324	
4	51.906	103.6	1:21.259	113.0	30.472	82.6	2:43.637		13	51.107	104.7	1:22.716	112.0	31.058	80.8	2:44.881	
5	51.306	105.2	1:20.444	112.4	29.658	84.4	2:41.408		14	51.124	104.4	2:56.612	112.8	30.401	80.7	4:18.137	P
6	51.126	104.4	1:20.391	113.2	30.496	81.6	2:42.013		15	51.074	104.5	1:21.694	111.8	30.559	83.0	2:43.327	
7	51.256	104.7	1:19.831	113.6	30.163	82.7	2:41.250		16	51.485	106.7	1:21.594	116.1	29.497	84.2	2:42.576	
8	51.330	101.2	1:20.924	114.3	31.054	83.4	2:43.308		17	51.263	106.4	1:20.049	113.0	29.859	82.7	2:41.171	
9	51.513	104.0	1:20.227	113.6	30.036	83.3	2:41.776		18	51.780	106.5	1:20.252	116.7	31.096	82.5	2:43.128	

18 Cannell / Ditheridge (SMT5) — Cooper T49 Monaco

lap	Sect-1	Speed	Sect-2	Speed	Sect-3	Speed	Laptime	Pit	lap	Sect-1	Speed	Sect-2	Speed	Sect-3	Speed	Laptime	Pit
1		108.8	1:17.029	131.1	28.683	88.3	2:39.359		11	46.731	117.3	2:59.710	126.9	30.689	81.3	4:17.130	P
2	47.789	118.4	1:15.641	131.3	28.549	89.1	2:31.979		12	49.456	100.8	1:18.065	123.6	30.352	85.1	2:37.873	
3	46.554	119.2	1:14.800	130.1	28.752	87.3	2:30.106		13	48.796	96.3	1:17.207	122.5	29.913	84.0	2:35.916	
4	46.588	122.0	1:14.518	130.1	28.224	89.7	2:29.330		14	48.403	105.0	1:18.248	126.4	30.414	84.3	2:37.065	
5	46.640	117.1	1:16.146	128.6	29.110	88.5	2:31.896		15	49.073	114.7	1:17.966	127.8	30.243	83.3	2:37.282	
6	47.056	121.6	1:14.536	130.8	28.311	89.1	2:29.903		16	51.241	107.5	1:17.286	129.6	30.473	84.1	2:39.000	
7	46.688	116.7	1:15.041	126.9	28.854	89.4	2:30.583		17	48.066	106.9	1:17.097	130.3	30.288	84.0	2:35.451	
8	46.892	116.9	1:14.931	128.8	28.460	89.8	2:30.283		18	48.283	114.7	1:17.356	117.7	30.644	81.3	2:36.283	
9	47.827	117.1	1:15.891	130.3	28.912	88.1	2:32.630		19	48.029	110.2	1:17.021	129.3	29.968	83.6	2:35.018	
10	47.388	118.4	1:15.436	129.8	28.683	89.4	2:31.507		20								

19 Emmerling / Bernberg (SMT1) — Elva Mk5

lap	Sect-1	Speed	Sect-2	Speed	Sect-3	Speed	Laptime	Pit	lap	Sect-1	Speed	Sect-2	Speed	Sect-3	Speed	Laptime	Pit
1		100.9	1:23.764	111.3	32.434	82.2	2:57.337		10	51.274	104.7	2:52.544	110.4	31.147	83.6	4:14.965	P
2	51.536	103.1	1:24.998	111.1	31.866	80.3	2:48.400		11	50.668	103.1	1:22.080	110.0	30.733	82.2	2:43.481	
3	51.527	104.9	1:23.010	111.5	31.478	81.0	2:46.015		12	50.999	101.8	1:21.534	110.2	30.288	84.4	2:42.821	
4	51.306	105.8	1:22.868	104.4	31.496	82.2	2:45.670		13	51.276	102.1	1:21.360	110.0	30.626	81.3	2:43.262	
5	51.811	99.1	1:23.656	109.5	31.668	81.4	2:47.135		14	50.664	104.9	1:20.680	112.2	30.338	83.2	2:41.682	
6	51.167	102.9	1:23.209	112.8	31.414	82.7	2:45.790		15	51.132	102.6	1:21.645	110.6	30.821	84.5	2:43.598	
7	51.246	104.2	1:22.296	113.6	30.937	80.6	2:44.479		16	51.502	104.7	1:21.546	110.2	30.434	83.9	2:43.482	
8	51.433	103.9	1:22.672	112.2	31.156	80.3	2:45.261		17	51.197	103.1	1:22.344	111.7	30.235	84.1	2:43.776	
9	51.346	104.2	1:22.478	113.2	31.060	78.1	2:44.884		18	51.786	103.6	1:23.200	111.5	30.676	81.4	2:45.662	

20 Harrison / Watts (SMT3) — Rejo Mk3

lap	Sect-1	Speed	Sect-2	Speed	Sect-3	Speed	Laptime	Pit	lap	Sect-1	Speed	Sect-2	Speed	Sect-3	Speed	Laptime	Pit
1		111.3	1:16.838	121.4	28.953	87.8	2:38.388		11	47.698	110.0	2:47.589	117.5	28.251	88.9	4:03.538	P
2	49.011	108.8	1:17.382	120.9	28.877	88.1	2:35.270		12	48.223	108.6	1:16.610	118.4	27.975	87.8	2:32.808	
3	48.037	110.0	1:18.110	119.0	29.214	86.5	2:35.361		13	47.639	109.1	1:16.214	120.1	27.902	88.9	2:31.755	
4	48.107	109.7	1:17.818	120.7	29.508	87.5	2:35.433		14	47.192	110.4	1:16.122	119.2	27.821	88.9	2:31.135	
5	47.816	111.1	1:16.910	122.0	28.910	85.3	2:33.636		15	48.284	108.8	1:16.140	119.4	28.495	86.4	2:32.919	
6	48.144	111.8	1:17.340	120.3	29.745	87.7	2:35.229		16	49.301	107.9	1:16.466	119.0	28.327	88.2	2:34.094	
7	48.627	112.4	1:16.638	121.8	28.792	85.1	2:34.057		17	47.630	109.8	1:15.474	120.1	28.165	87.4	2:31.269	
8	48.257	109.8	1:17.046	118.4	28.942	87.3	2:34.245		18	47.804	109.5	1:15.929	117.5	28.096	87.7	2:31.829	
9	48.378	108.8	1:17.710	118.8	28.914	86.9	2:35.002		19	47.403	110.7	1:15.759	119.2	27.914	86.4	2:31.076	
10	47.919	109.7	1:17.987	120.9	28.895	86.4	2:34.801		20								

21 Yates / Mitchell (SMT4) — Lotus XI

lap	Sect-1	Speed	Sect-2	Speed	Sect-3	Speed	Laptime	Pit	lap	Sect-1	Speed	Sect-2	Speed	Sect-3	Speed	Laptime	Pit
1		99.6	1:22.510	116.5	30.690	82.7	2:49.107		11	47.899	107.2	1:16.653	114.5	28.001	87.7	2:32.553	
2	50.361	105.8	1:20.761	116.3	30.273	82.8	2:41.395		12	47.885	107.2	1:16.888	117.3	28.756	86.5	2:33.529	
3	51.082	106.7	1:20.864	115.7	30.606	82.0	2:42.552		13	48.444	107.4	1:17.296	115.7	27.876	87.6	2:33.616	
4	50.338	108.1	1:19.927	115.1	29.836	84.3	2:40.101		14	47.924	107.2	1:16.460	114.5	28.338	88.0	2:32.722	
5	50.431	106.2	1:19.913	115.1	29.965	83.2	2:40.309		15	47.822	107.7	1:17.836	116.1	28.064	86.9	2:33.722	
6	50.349	104.5	1:20.504	114.7	29.945	84.7	2:40.798		16	47.833	107.4	1:16.322	115.1	27.820	87.3	2:31.975	
7	50.723	104.7	1:20.809	113.9	30.456	81.6	2:41.988		17	47.969	107.4	1:17.188	116.3	27.823	88.2	2:32.980	
8	50.176	101.5	1:20.704	112.4	30.362	84.6	2:41.242		18	47.964	107.7	1:16.838	114.7	27.844	87.2	2:32.646	
9	51.476	103.2	2:53.027	117.7	28.217	86.8	4:12.720	P	19	47.998	106.4	1:17.523	113.6	28.070	87.3	2:33.591	
10	47.759	108.1	1:16.807	115.3	27.965	87.6	2:32.531		20								

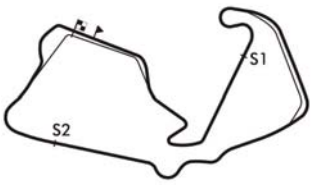

Session Start: 10:53:36 - Finish: 11:43:30
Weather/Track Conditions: Cloud / Drying
Circuit: Silverstone Historic Grand Prix
Track Length: 5.857 Km - 3.6394 miles
Printed: 21-07-2018 - 11:52

MST
Results: www.mstworld.com. Live Timing: https://livetiming.getraceresults.com/mst. Email: timing@mstworld.com

Silverstone Classic - 20 - 22 Jul 2018

Stirling Moss Trophy For Pre '61 Sports Cars

Race 3 - Sector Analysis

22 Tom Harris (SMT6) — Lister Jaguar Knobbly

lap	Sect-1	Speed	Sect-2	Speed	Sect-3	Speed	Laptime	Pit	lap	Sect-1	Speed	Sect-2	Speed	Sect-3	Speed	Laptime	Pit
1		104.9	1:21.903	118.8	31.089	80.7	2:52.143		11	49.220	109.3	3:09.391	114.3	30.804	81.2	4:29.415	P
2	49.907	118.6	1:18.605	126.1	30.571	82.4	2:39.083		12	49.721	111.1	1:19.268	131.3	30.025	85.3	2:39.014	
3	49.905	117.1	1:17.429	128.6	30.855	86.0	2:38.189		13	48.742	117.9	1:17.268	128.8	30.322	83.5	2:36.332	
4	50.499	110.9	1:19.569	123.1	30.504	86.3	2:40.572		14	49.167	114.1	1:16.965	132.9	29.649	86.4	2:35.781	
5	48.837	108.2	1:17.348	131.3	30.266	88.3	2:36.451		15	48.726	119.2	1:17.891	123.8	29.963	87.7	2:36.580	
6	49.245	115.1	1:18.186	131.8	30.184	87.4	2:37.615		16	48.338	115.7	1:19.496	124.7	30.812	85.8	2:38.646	
7	48.288	115.9	1:18.412	129.1	30.159	84.9	2:36.859		17	49.348	113.6	1:19.150	131.1	30.152	85.1	2:38.650	
8	48.774	119.0	1:18.327	130.8	30.539	87.6	2:37.640		18	50.653	110.9	1:18.791	130.6	30.107	85.6	2:39.551	
9	49.201	107.0	1:19.432	125.4	30.810	85.2	2:39.443		19	48.601	111.8	1:17.881	134.5	29.982	85.4	2:36.464	
10	48.528	111.5	1:20.383	117.9	30.694	87.4	2:39.605		20								

24 Roger Wills (SMT5) — Lotus 15

lap	Sect-1	Speed	Sect-2	Speed	Sect-3	Speed	Laptime	Pit	lap	Sect-1	Speed	Sect-2	Speed	Sect-3	Speed	Laptime	Pit
1		125.9	1:11.356	139.5	27.379	91.9	2:24.171		11	45.989	114.9	1:13.396	136.1	27.806	92.6	2:27.191	
2	44.753	124.0	1:11.619	139.2	27.340	94.0	2:23.712		12	46.133	119.2	1:14.529	137.2	27.932	92.8	2:28.594	
3	44.914	122.9	1:12.377	139.2	27.241	93.5	2:24.532		13	46.120	113.6	2:42.190	134.5	27.764	92.2	3:56.074	P
4	45.219	122.7	1:12.034	138.9	27.707	92.3	2:24.960		14	46.405	119.8	1:14.941	137.8	28.418	86.9	2:29.764	
5	45.091	123.6	1:12.123	138.4	27.349	94.1	2:24.563		15	46.142	114.7	1:12.766	134.5	27.756	92.7	2:26.664	
6	45.103	122.9	1:12.356	140.1	27.836	92.9	2:25.295		16	46.064	118.1	1:14.021	137.0	27.724	93.1	2:27.809	
7	45.336	124.3	1:12.633	139.5	27.305	93.5	2:25.274		17	46.317	115.5	1:12.821	134.8	28.072	91.4	2:27.210	
8	46.821	119.6	1:13.352	140.1	27.474	94.1	2:27.647		18	46.695	115.7	1:13.362	138.1	27.672	92.3	2:27.729	
9	45.904	117.7	1:12.634	139.8	28.073	91.9	2:26.611		19	46.137	111.1	1:13.720	134.5	28.991	86.1	2:28.848	
10	45.696	116.7	1:13.659	135.8	27.617	92.9	2:26.972		20	46.225	117.1	1:13.926	135.3	27.869	91.4	2:28.020	

25 Paul Griffin (SMT5) — Cooper T49 Monaco

lap	Sect-1	Speed	Sect-2	Speed	Sect-3	Speed	Laptime	Pit	lap	Sect-1	Speed	Sect-2	Speed	Sect-3	Speed	Laptime	Pit
1		107.0	1:21.314	125.4	30.200	83.5	2:48.482		8	48.353	108.2	1:18.685	127.3	29.700	84.2	2:36.738	
2	49.066	109.1	1:18.773	127.1	30.210	84.1	2:38.049		9	49.097	113.6	2:53.644	125.0	29.294	86.0	4:12.035	P
3	49.369	111.8	1:18.065	128.3	30.367	83.8	2:37.801		10	49.052	111.5	1:17.713	126.4	28.948	85.5	2:35.713	
4	48.551	113.6	1:17.449	127.6	29.726	86.5	2:35.726		11	48.800	116.1	1:17.809	127.8	29.537	82.6	2:36.146	
5	48.005	110.2	1:18.087	127.8	29.283	82.7	2:35.375		12	48.619	112.6	1:18.117	128.1	29.430	86.1	2:36.166	
6	49.388	112.0	1:18.141	127.6	29.274	84.8	2:36.803		13	48.972	110.2	1:17.787	128.1	29.158	86.8	2:35.917	
7	49.021	116.9	1:17.458	128.3	29.300	83.7	2:35.779		14	48.577	113.6	1:16.924	127.1	29.171	84.3	2:34.672	

26 Michael Gans (SMT5) — Lotus 15

lap	Sect-1	Speed	Sect-2	Speed	Sect-3	Speed	Laptime	Pit	lap	Sect-1	Speed	Sect-2	Speed	Sect-3	Speed	Laptime	Pit
1		124.0	1:13.620	135.6	27.566	88.9	2:28.684		11	47.085	118.6	1:14.315	129.1	27.405	88.0	2:28.805	
2	46.739	122.7	1:13.782	133.7	27.033	90.9	2:27.554		12	46.044	118.6	1:14.009	135.6	27.535	88.9	2:27.588	
3	45.326	122.9	1:13.663	128.8	27.743	88.1	2:26.732		13	46.682	119.2	2:40.345	131.3	28.490	83.3	3:55.517	P
4	45.911	121.6	1:13.296	131.8	27.207	91.1	2:26.414		14	46.055	118.6	1:15.054	128.8	27.348	87.7	2:28.457	
5	45.595	120.7	1:12.875	132.6	27.297	90.2	2:25.767		15	46.437	119.6	1:14.274	130.3	27.940	89.1	2:28.651	
6	45.741	120.7	1:13.719	131.6	27.100	88.1	2:26.560		16	46.177	121.6	1:14.925	132.1	27.229	89.6	2:28.331	
7	46.100	120.5	1:13.782	131.3	27.415	88.8	2:27.297		17	46.276	121.6	1:14.064	130.6	27.348	84.1	2:27.688	
8	46.645	113.2	1:13.804	131.1	27.415	89.7	2:27.864		18	46.675	119.4	1:14.086	131.8	28.030	84.8	2:28.791	
9	47.708	117.1	1:14.284	130.3	27.420	89.4	2:29.412		19	46.134	123.8	1:15.301	129.8	27.580	90.9	2:29.015	
10	46.175	120.7	1:15.543	129.6	27.368	87.8	2:29.086		20	46.340	117.1	1:13.940	131.8	27.476	89.7	2:27.756	

27 Stretton / Ziegler (SMT6) — Lister Jaguar Knobbly

lap	Sect-1	Speed	Sect-2	Speed	Sect-3	Speed	Laptime	Pit	lap	Sect-1	Speed	Sect-2	Speed	Sect-3	Speed	Laptime	Pit
1		119.4	1:15.405	140.7	28.346	87.6	2:40.846		11	47.887	116.5	1:36.316	131.1	29.818	86.5	2:54.021	
2	46.344	122.2	1:13.895	139.8	27.442	88.3	2:27.681		12	47.970	105.7	1:16.482	131.8	29.686	84.0	2:34.138	
3	45.755	117.3	1:13.694	139.8	27.708	90.7	2:27.157		13	47.829	114.3	1:16.027	137.0	29.325	89.7	2:33.181	
4	45.357	120.3	1:13.818	138.9	27.947	92.7	2:27.122		14	47.343	113.6	1:16.254	132.6	29.779	89.7	2:33.376	
5	45.668	125.0	1:13.475	141.0	27.596	89.2	2:26.739		15	47.908	108.8	1:15.748	137.5	29.203	89.7	2:32.859	
6	45.761	125.2	1:14.081	140.1	28.407	92.3	2:28.249		16	47.474	115.9	1:17.302	136.4	29.276	89.0	2:34.052	
7	45.675	125.0	1:13.136	140.1	27.955	90.1	2:26.766		17	47.867	105.7	1:20.180	137.0	29.415	89.5	2:37.462	
8	46.155	123.8	1:13.417	140.7	27.677	91.2	2:27.249		18	47.897	120.3	1:17.644	126.4	29.067	88.5	2:34.608	
9	45.610	129.1	1:13.904	141.0	28.815	84.2	2:28.329		19	47.467	120.9	1:16.812	135.0	29.381	89.4	2:33.660	
10	46.521	124.5	2:48.168	129.8	30.037	88.7	4:04.726	P	20	47.984	120.9	1:16.915	136.1	29.698	85.7	2:34.597	

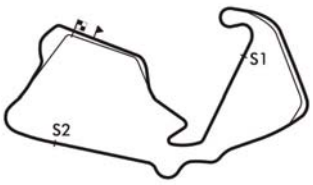

Session Start: 10:53:36 - Finish: 11:43:30
Weather/Track Conditions: Cloud / Drying
Circuit: Silverstone Historic Grand Prix
Track Length: 5.857 Km - 3.6394 miles
Printed: 21-07-2018 - 11:52

MST
Results: www.mstworld.com. Live Timing: https://livetiming.getraceresults.com/mst. Email: timing@mstworld.com

Silverstone Classic - 20 - 22 Jul 2018

Stirling Moss Trophy For Pre '61 Sports Cars

Race 3 - Sector Analysis

29 Ahlers/Bellinger (SMT1) — Lola Mk1 Prototype

lap	Sect-1	Speed	Sect-2	Speed	Sect-3	Speed	Laptime	Pit	lap	Sect-1	Speed	Sect-2	Speed	Sect-3	Speed	Laptime	Pit
1		110.0	1:19.723	122.7	29.394	86.0	2:41.995		11	46.569	112.2	1:14.798	120.5	27.520	88.9	2:28.887	
2	48.361	113.4	1:18.139	121.8	28.840	88.9	2:35.340		12	47.179	112.8	1:14.728	121.1	27.323	90.2	2:29.230	
3	48.158	111.1	1:17.870	120.9	28.070	89.2	2:34.098		13	46.738	112.6	1:14.304	121.1	27.532	90.4	2:28.574	
4	47.594	112.4	1:16.171	122.0	29.480	89.0	2:33.245		14	46.657	112.2	1:14.094	120.9	28.099	87.6	2:28.850	
5	47.690	114.1	1:16.519	120.5	28.391	88.0	2:32.600		15	46.536	112.2	1:14.611	120.5	27.533	89.5	2:28.680	
6	48.260	111.5	1:17.590	119.6	29.665	88.3	2:35.515		16	55.229	112.2	1:15.407	120.1	27.483	90.1	2:38.119	
7	47.701	111.3	1:16.244	120.1	28.174	89.2	2:32.119		17	46.814	113.2	1:14.689	120.5	27.418	90.1	2:28.921	
8	47.547	111.1	1:15.843	121.1	28.573	89.6	2:31.963		18	46.140	114.1	1:15.559	120.5	27.390	89.8	2:29.089	
9	47.887	112.4	1:17.450	120.9	29.377	89.7	2:34.714		19	46.213	113.6	1:14.753	120.7	27.602	90.0	2:28.568	
10	48.040	109.1	2:48.742	120.5	27.670	89.6	4:04.452	P	20	46.224	115.1	1:15.143	121.1	27.666	87.6	2:29.033	

31 Fowler/Lamplough (SMT1) — Lola Mk1

lap	Sect-1	Speed	Sect-2	Speed	Sect-3	Speed	Laptime	Pit	lap	Sect-1	Speed	Sect-2	Speed	Sect-3	Speed	Laptime	Pit
1		108.6	1:15.916	119.0	27.710	87.2	2:36.022		11	47.576	110.2	1:16.341	115.7	27.838	88.3	2:31.755	
2	47.236	111.7	1:15.838	118.6	27.759	88.0	2:30.833		12	47.110	109.1	1:16.388	116.1	27.774	88.5	2:31.272	
3	47.390	109.5	1:16.596	119.2	27.995	88.3	2:31.981		13	47.192	108.1	2:52.021	113.4	30.020	82.0	4:09.233	P
4	47.134	110.6	1:15.447	118.4	27.909	88.2	2:30.490		14	50.744	102.8	1:20.328	114.1	29.924	84.8	2:40.996	
5	47.099	109.7	1:15.371	117.7	27.596	88.7	2:30.066		15	50.208	104.7	1:20.253	113.2	29.628	82.4	2:40.089	
6	47.079	109.7	1:15.966	116.3	27.758	84.7	2:30.803		16	50.741	104.9	1:24.981	107.2	31.951	79.6	2:47.673	
7	47.528	107.2	1:16.100	116.1	29.029	84.9	2:32.657		17	51.376	104.5	1:21.436	117.1	29.755	82.7	2:42.567	
8	49.183	109.3	1:15.883	117.7	27.851	88.3	2:32.917		18	50.069	106.0	1:20.173	117.7	29.647	83.3	2:39.889	
9	47.675	107.9	1:16.105	116.9	27.793	88.5	2:31.573		19	51.513	107.0	1:19.629	114.9	42.100	27.0	2:53.242	
10	47.133	110.6	1:15.981	119.4	27.762	87.5	2:30.876		20								

35 Gregory De Prins (SMT4) — Rejo Mk IV

lap	Sect-1	Speed	Sect-2	Speed	Sect-3	Speed	Laptime	Pit	lap	Sect-1	Speed	Sect-2	Speed	Sect-3	Speed	Laptime	Pit
1		86.8	1:30.129	70.3	34.775	77.8	2:58.754		11	48.764	111.5	1:17.254	117.7	28.238	82.1	2:34.256	
2	50.182	108.6	1:29.002	81.1	32.476	83.0	2:51.660		12	48.405	109.1	1:20.614	89.6	38.500	77.0	2:47.519	
3	47.854	110.7	1:23.740	70.7	31.403	80.6	2:42.997		13	51.302	110.2	1:17.543	119.0	29.066	85.5	2:37.911	
4	49.495	110.7	1:21.412	89.0	29.353	87.3	2:40.260		14	47.918	111.5	1:17.043	117.9	28.670	86.6	2:33.631	
5	48.049	109.7	1:19.321	115.7	28.226	82.1	2:35.596		15	52.175	81.9	1:26.244	84.2	31.321	82.6	2:49.740	
6	47.905	108.9	1:21.654	82.1	29.778	81.9	2:39.337		16	54.168	80.4	1:25.436	84.9	31.158	83.7	2:50.762	
7	48.262	108.4	1:19.041	99.4	28.865	83.3	2:36.168		17	51.355	87.8	1:24.138	89.8	30.036	84.5	2:45.529	
8	48.119	108.8	1:18.637	115.9	28.321	85.5	2:35.077		18	50.495	90.8	1:20.325	88.1	30.596	83.9	2:41.416	
9	48.916	106.2	2:43.484	115.7	27.982	84.8	4:00.382	P	19	49.788	94.4	1:22.146	91.1	30.149	82.6	2:42.083	
10	47.756	108.8	1:17.403	118.1	27.989	86.4	2:33.148		20								

36 Barrett/Shepherd (SMT6) — Jaguar D-type

lap	Sect-1	Speed	Sect-2	Speed	Sect-3	Speed	Laptime	Pit	lap	Sect-1	Speed	Sect-2	Speed	Sect-3	Speed	Laptime	Pit
1		97.4	1:28.656	122.7	33.592	75.3	3:05.689		10	48.951	112.4	1:18.406	126.1	29.895	84.9	2:37.252	
2	53.349	101.1	1:26.247	124.5	34.723	75.5	2:54.319		11	49.006	110.9	1:18.442	129.3	30.051	84.5	2:37.499	
3	52.568	111.5	1:25.922	124.3	33.049	78.8	2:51.539		12	48.718	111.1	1:19.089	127.6	30.666	83.5	2:38.473	
4	52.348	104.4	1:24.766	124.7	32.846	80.0	2:49.960		13	50.137	104.2	1:19.758	127.3	30.237	84.5	2:40.132	
5	52.107	112.8	1:24.542	119.2	33.258	77.6	2:49.907		14	48.954	112.0	1:19.652	130.6	30.094	84.3	2:38.700	
6	52.588	98.1	1:27.705	127.1	34.780	75.8	2:55.073		15	49.000	109.5	1:18.563	128.1	29.840	84.3	2:37.403	
7	53.361	103.7	1:26.006	115.7	33.759	79.0	2:53.126		16	48.960	108.9	1:19.075	129.3	30.265	83.0	2:38.300	
8	52.794	104.2	3:02.717	127.1	30.120	84.7	4:25.631	P	17	49.062	111.5	1:18.523	128.6	29.932	83.1	2:37.517	
9	48.815	108.1	1:18.184	129.3	29.724	83.6	2:36.723		18	48.864	111.5	1:18.765	128.3	30.323	78.3	2:37.952	

42 Michael Malone (SMT5) — Lotus 15

lap	Sect-1	Speed	Sect-2	Speed	Sect-3	Speed	Laptime	Pit	lap	Sect-1	Speed	Sect-2	Speed	Sect-3	Speed	Laptime	Pit
1		111.1	1:18.513	132.4	29.666	88.0	2:41.576		11	47.800	118.8	1:16.859	130.1	29.322	89.4	2:33.981	
2	48.253	118.4	1:17.478	127.1	29.167	87.5	2:34.898		12	48.413	115.7	2:50.528	129.1	29.099	86.3	4:08.040	P
3	48.226	118.1	1:16.101	129.6	29.556	87.3	2:33.883		13	47.302	121.4	1:17.076	129.8	29.557	85.5	2:33.935	
4	47.679	117.5	1:15.991	131.1	29.212	88.2	2:32.882		14	48.204	117.5	1:19.475	122.5	30.289	83.0	2:37.968	
5	48.246	116.3	1:15.807	130.3	29.777	83.9	2:33.830		15	49.059	116.5	1:18.298	124.7	29.996	82.8	2:37.353	
6	48.328	115.5	1:17.582	127.6	29.629	83.6	2:35.539		16	49.217	107.5	1:20.292	122.7	30.097	85.7	2:39.606	
7	48.729	117.1	1:16.341	125.2	29.526	85.2	2:34.596		17	49.202	111.7	1:19.314	120.7	29.688	84.7	2:38.204	
8	48.924	110.4	1:17.858	124.0	29.539	88.2	2:36.321		18	49.116	110.0	1:18.568	123.1	29.082	84.3	2:36.766	
9	48.911	105.8	1:19.380	125.4	29.836	84.3	2:38.127		19	49.638	108.1	1:20.142	117.7	30.638	79.3	2:40.418	
10	48.642	114.1	1:17.414	126.6	29.365	87.2	2:35.421		20								

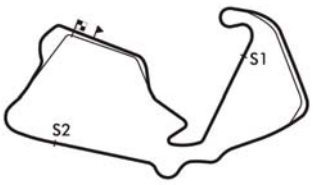

Session Start: 10:53:36 - Finish: 11:43:30
Weather/Track Conditions: Cloud / Drying
Circuit: Silverstone Historic Grand Prix
Track Length: 5.857 Km - 3.6394 miles
Printed: 21-07-2018 - 11:52

MST
Results: www.mstworld.com. Live Timing: https://livetiming.getraceresults.com/mst. Email: timing@mstworld.com

Silverstone Classic - 20 - 22 Jul 2018

Stirling Moss Trophy For Pre '61 Sports Cars

Race 3 - Sector Analysis

43 Naveau / Naveau (SMT3) — Lotus XI Le Mans S1

lap	Sect-1	Speed	Sect-2	Speed	Sect-3	Speed	Laptime	Pit	lap	Sect-1	Speed	Sect-2	Speed	Sect-3	Speed	Laptime	Pit
1		98.3	1:26.068	106.7	32.267	75.9	3:02.210		10	54.604	98.1	1:26.652	103.7	31.868	72.6	2:53.124	
2	54.135	101.1	1:24.702	108.8	32.538	74.5	2:51.375		11	54.867	98.1	1:27.588	105.7	32.962	70.8	2:55.417	
3	53.458	100.3	1:26.072	107.9	34.065	73.6	2:53.595		12	54.555	99.9	1:27.248	107.4	33.133	73.4	2:54.936	
4	53.809	100.3	1:24.933	108.1	32.411	78.4	2:51.153		13	55.225	99.6	1:25.847	108.2	32.738	72.7	2:53.810	
5	53.124	99.9	1:24.503	108.6	32.647	79.0	2:50.274		14	54.633	97.8	1:26.615	102.8	33.348	72.9	2:54.596	
6	53.106	99.9	1:24.094	109.8	31.952	75.7	2:49.152		15	54.265	98.5	1:25.680	106.7	32.228	74.4	2:52.173	
7	55.283	98.3	1:24.344	109.3	31.656	76.5	2:51.283		16	54.854	90.9	1:26.419	103.6	33.444	73.8	2:54.717	
8	57.186	96.3	3:05.546	100.2	32.320	75.5	4:35.052	P	17	54.073	100.2	1:27.664	98.0	33.191	70.9	2:54.928	
9	55.534	99.6	1:26.735	105.2	32.048	74.6	2:54.317		18								

51 Kirkaldy / Watson (SMT4) — Lotus XI Le Mans

lap	Sect-1	Speed	Sect-2	Speed	Sect-3	Speed	Laptime	Pit	lap	Sect-1	Speed	Sect-2	Speed	Sect-3	Speed	Laptime	Pit
1							2:35.748		11							2:30.363	
2							2:30.502		12							2:29.298	
3							2:29.764		13							2:29.762	
4							2:28.801		14							2:29.533	
5							2:28.584		15							2:30.403	
6							2:28.349		16							4:30.672	
7							2:28.537		17							4:22.507	
8							2:29.589		18							2:44.951	
9							2:30.248		19							2:46.912	
10							2:29.702		20								

52 John Spiers (SMT6) — Lister Jaguar Knobbly

lap	Sect-1	Speed	Sect-2	Speed	Sect-3	Speed	Laptime	Pit	lap	Sect-1	Speed	Sect-2	Speed	Sect-3	Speed	Laptime	Pit
1		119.8	1:25.290	137.8	28.708	89.1	2:43.887		5	46.505	124.0	1:14.689	137.0	28.710	88.1	2:29.904	
2	47.127	119.8	1:16.115	135.6	28.011	88.2	2:31.253		6	46.611	123.1	1:14.649	135.8	27.976	88.5	2:29.236	
3	46.647	126.4	1:14.158	135.6	28.220	86.5	2:29.025		7	46.809	117.1	1:15.224	135.8	28.994	86.8	2:31.027	
4	46.343	124.7	1:14.153	136.1	27.845	88.1	2:28.341		8				134.5	28.006	88.2	2:29.921	

53 Postins / Stortoni (SMT4) — Lotus XI Le Mans

lap	Sect-1	Speed	Sect-2	Speed	Sect-3	Speed	Laptime	Pit	lap	Sect-1	Speed	Sect-2	Speed	Sect-3	Speed	Laptime	Pit
1		111.8	1:16.521	125.4	29.167	88.3	2:38.926		11	47.242	114.9	1:16.326	123.4	29.195	88.3	2:32.763	
2	47.205	115.3	1:16.935	124.0	29.088	87.8	2:33.228		12	46.876	113.9	1:16.148	123.4	28.976	87.2	2:32.000	
3	46.956	116.7	1:16.622	124.0	29.375	88.0	2:32.953		13	46.982	114.1	1:16.095	124.7	29.177	88.4	2:32.254	
4	47.138	116.5	1:16.912	123.4	29.789	86.1	2:33.839		14	47.131	114.7	1:15.940	125.9	29.646	87.4	2:32.717	
5	47.480	114.7	1:17.117	122.7	29.710	86.3	2:34.307		15	47.522	108.2	1:17.320	122.9	29.992	83.6	2:34.834	
6	47.375	113.9	1:17.330	122.7	29.565	87.7	2:34.270		16	47.822	113.6	1:16.247	123.4	29.247	88.8	2:33.316	
7	47.611	113.6	1:17.710	122.9	29.673	89.1	2:34.994		17	47.247	114.7	1:16.079	122.9	29.009	89.1	2:32.335	
8	47.100	114.3	1:17.571	122.7	29.386	89.4	2:34.057		18	48.287	104.7	1:16.812	125.9	28.614	89.2	2:33.713	
9	47.905	113.6	1:17.368	121.8	29.395	87.8	2:34.668		19	46.868	117.1	1:15.664	125.4	30.414	85.3	2:32.946	
10	47.736	113.9	2:49.573	108.1	29.954	86.9	4:07.263	P	20								

55 Harindra de Silva (SMT4) — Lotus XI

lap	Sect-1	Speed	Sect-2	Speed	Sect-3	Speed	Laptime	Pit	lap	Sect-1	Speed	Sect-2	Speed	Sect-3	Speed	Laptime	Pit
1		98.1	1:24.224	115.1	32.498	79.1	2:59.582		6	53.189	104.4	1:22.655	117.5	33.915	81.6	2:49.759	
2	51.580	99.6	1:23.690	115.9	31.711	80.7	2:46.981		7	51.297	99.3	19:54.763	108.4	33.162	79.2	21:19.222	P
3	51.874	90.7	1:22.530	110.7	32.069	80.6	2:46.473		8	50.718	109.3	1:20.687	117.3	30.625	84.1	2:42.030	
4	51.313	108.8	1:25.151	105.4	32.161	81.0	2:48.625		9	49.617	107.7	1:27.417	113.9	30.861	82.5	2:47.895	
5	51.554	103.6	4:18.022	115.1	32.765	79.8	5:42.341	P	10								

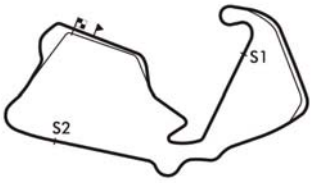

Session Start: 10:53:36 - Finish: 11:43:30
Weather/Track Conditions: Cloud / Drying
Circuit: Silverstone Historic Grand Prix
Track Length: 5.857 Km - 3.6394 miles
Printed: 21-07-2018 - 11:52

MST
Results: www.mstworld.com. Live Timing: https://livetiming.getraceresults.com/mst. Email: timing@mstworld.com

Silverstone Classic - 20 - 22 Jul 2018

Stirling Moss Trophy For Pre '61 Sports Cars

Race 3 - Sector Analysis

57 Ben Adams (SMT1) — Lola Mk1

lap	Sect-1	Speed	Sect-2	Speed	Sect-3	Speed	Laptime	Pit	lap	Sect-1	Speed	Sect-2	Speed	Sect-3	Speed	Laptime	Pit
1		111.1	1:17.256	120.9	28.519	86.7	2:35.444		11	46.793	113.0	1:15.672	121.4	27.700	88.9	2:30.165	
2	46.995	114.3	1:15.934	121.1	27.983	88.2	2:30.912		12	46.815	114.1	2:41.702	119.2	27.713	88.1	3:56.230	P
3	47.572	110.7	1:15.344	121.4	27.162	88.5	2:30.078		13	46.729	111.5	1:14.872	120.5	27.424	88.9	2:29.025	
4	46.874	112.8	1:14.788	120.3	28.008	86.4	2:29.670		14	46.860	111.7	1:14.896	120.9	27.388	88.5	2:29.144	
5	46.719	111.7	1:14.438	119.8	27.332	88.9	2:28.489		15	48.138	108.2	1:16.399	122.2	29.019	84.6	2:33.556	
6	46.291	111.8	1:14.344	120.9	27.047	89.0	2:27.682		16	47.509	112.8	1:16.699	119.8	27.680	87.7	2:31.888	
7	46.426	114.1	1:14.299	122.2	27.439	87.6	2:28.164		17	47.068	111.5	1:14.979	119.8	27.435	88.0	2:29.482	
8	48.205	111.3	1:14.102	121.8	27.456	90.2	2:29.763		18	46.531	113.0	1:15.564	119.8	27.567	88.9	2:29.662	
9	47.349	113.0	1:15.301	122.0	27.383	89.4	2:30.033		19	46.723	112.6	1:15.607	120.1	27.468	88.8	2:29.798	
10	47.014	113.7	1:15.218	122.2	27.703	89.5	2:29.935		20	46.743	111.8	1:15.414	120.1	27.638	87.5	2:29.795	

59 Whiteside / Shrimpton (SMT5) — Cooper T49 Monaco

lap	Sect-1	Speed	Sect-2	Speed	Sect-3	Speed	Laptime	Pit	lap	Sect-1	Speed	Sect-2	Speed	Sect-3	Speed	Laptime	Pit
1		96.0	1:24.019	121.1	31.172	80.4	2:52.973		10	52.076	111.8	1:22.841	122.2	31.165	79.2	2:46.082	
2	50.839	110.6	1:20.820	122.5	31.073	80.8	2:42.732		11	51.214	111.8	3:02.738	80.5	33.398	85.8	4:27.350	P
3	50.461	107.9	1:23.056	120.9	31.029	81.4	2:44.546		12	51.120	90.0	1:23.658	122.7	29.254	86.4	2:44.032	
4	51.281	109.1	1:26.354	120.5	31.435	81.0	2:49.070		13	50.097	110.9	1:19.632	125.4	29.078	86.7	2:38.807	
5	50.789	108.6	1:24.587	119.8	31.281	81.1	2:46.657		14	47.955	113.6	1:16.867	124.7	29.151	86.1	2:33.973	
6	52.097	109.7	1:23.062	120.9	30.998	81.0	2:46.157		15	47.972	113.9	1:17.112	127.1	29.852	85.5	2:34.936	
7	50.604	108.8	1:21.808	120.3	31.617	80.5	2:44.029		16	49.079	99.4	1:17.855	125.0	29.180	85.8	2:36.114	
8	52.911	101.7	1:23.193	122.0	31.261	80.2	2:47.365		17	49.956	114.1	1:16.356	106.4	30.184	86.1	2:36.496	
9	51.065	110.4	1:21.252	122.0	31.183	81.2	2:43.500		18	48.717	113.2	1:16.508	126.4	29.114	86.7	2:34.339	

66 Maeers / Martin (SMT5) — Cooper T49 Monaco

lap	Sect-1	Speed	Sect-2	Speed	Sect-3	Speed	Laptime	Pit	lap	Sect-1	Speed	Sect-2	Speed	Sect-3	Speed	Laptime	Pit
1		115.1	1:14.679	130.8	28.101	88.8	2:32.146		11	46.460	122.7	1:14.186	132.4	29.248	82.5	2:29.894	
2	46.398	122.2	1:13.934	133.7	27.851	91.1	2:28.183		12	46.654	120.7	1:14.257	132.1	28.554	92.1	2:29.465	
3	46.051	122.7	1:14.205	132.6	28.033	92.3	2:28.289		13	47.257	114.5	1:14.915	131.6	28.258	87.4	2:30.430	
4	46.363	121.4	1:14.208	132.1	28.321	92.6	2:28.892		14	45.842	120.9	1:14.131	132.6	28.231	91.3	2:28.204	
5	45.987	120.9	1:14.192	130.3	28.106	89.6	2:28.285		15	46.225	120.5	1:16.635	130.6	28.286	87.3	2:31.146	
6	46.151	120.5	1:13.723	132.6	28.208	92.2	2:28.082		16	47.485	117.9	1:15.324	129.8	28.277	89.4	2:31.086	
7	45.993	120.5	1:13.934	132.9	28.318	92.1	2:28.245		17	46.456	119.8	1:14.366	132.1	28.022	91.2	2:28.844	
8	46.540	121.1	1:13.594	132.4	28.785	93.1	2:28.919		18	46.154	120.3	1:14.353	131.6	27.769	90.3	2:28.276	
9	46.037	121.6	1:14.333	130.3	1:15.108		3:15.478		19	46.176	121.4	1:15.633	130.1	29.304	83.7	2:31.113	
10	2:17.564	117.3	2:44.827	133.7	27.896	90.0	5:30.287	P	20								

68 Marc Gordon (SMT6) — Jaguar XK150

lap	Sect-1	Speed	Sect-2	Speed	Sect-3	Speed	Laptime	Pit	lap	Sect-1	Speed	Sect-2	Speed	Sect-3	Speed	Laptime	Pit
1		102.5	1:23.626	116.1	32.245	82.0	2:58.086		7	52.054	110.6	1:22.181	123.8	31.010	81.0	2:45.245	
2	52.269	103.4	1:22.844	124.7	31.103	82.1	2:46.216		8	51.699	105.0	1:23.086	125.7	30.715	82.4	2:45.500	
3	52.057	105.8	1:23.050	120.5	30.897	83.9	2:46.004		9	52.433	104.0	2:46.096	122.9	30.860	79.6	4:09.389	P
4	51.917	105.8	1:23.494	115.1	31.258	81.3	2:46.669		10	51.901	103.4	1:22.768	124.5	31.106	83.1	2:45.775	
5	52.136	109.3	1:23.548	124.0	30.581	82.2	2:46.265		11	51.620	110.7	1:22.019	125.0	30.736	82.6	2:44.375	
6	51.632	107.5	1:22.864	123.8	30.892	81.6	2:45.388		12	52.068	103.4	1:22.459	124.3	31.231	83.9	2:45.758	

86 Chris Ward (SMT6) — Lister Knobbly

lap	Sect-1	Speed	Sect-2	Speed	Sect-3	Speed	Laptime	Pit	lap	Sect-1	Speed	Sect-2	Speed	Sect-3	Speed	Laptime	Pit
1		126.9	1:12.834	139.2	27.803	90.4	2:26.612		11	45.572	128.8	1:12.487	143.1	28.025	89.6	2:26.084	
2	45.171	128.1	1:12.202	141.3	27.817	90.2	2:25.190		12	45.267	129.8	1:12.398	141.6	27.841	90.7	2:25.506	
3	44.924	129.1	1:12.507	141.3	27.826	90.4	2:25.257		13	46.408	128.3	1:12.453	142.2	28.028	90.9	2:26.889	
4	45.203	127.6	1:12.634	141.9	27.764	90.9	2:25.601		14	45.482	129.1	1:12.436	141.6	27.920	91.4	2:25.838	
5	45.214	130.3	1:12.709	141.3	27.973	90.8	2:25.896		15	45.364	127.1	1:12.750	140.4	27.854	93.3	2:25.968	
6	45.357	129.3	1:12.188	141.9	28.004	92.3	2:25.549		16	46.979	125.4	1:12.399	142.5	27.893	92.1	2:27.271	
7	45.732	128.8	1:12.259	143.7	27.725	90.8	2:25.716		17	45.414	130.6	1:12.897	141.6	28.150	90.4	2:26.461	
8	45.714	125.0	1:13.074	141.9	27.953	90.9	2:26.741		18	45.518	124.0	1:13.489	141.3	27.949	92.1	2:26.956	
9	45.560	128.3	1:12.258	142.5	27.918	90.2	2:25.736		19	45.739	125.9	1:13.558	141.9	28.023	92.3	2:27.320	
10	45.561	125.7	2:36.500	141.9	27.838	90.2	3:49.899	P	20	45.667	128.3	1:13.313	141.3	28.799	88.0	2:27.779	

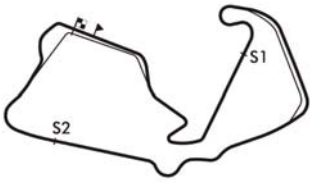

Session Start: 10:53:36 - Finish: 11:43:30
Weather/Track Conditions: Cloud / Drying
Circuit: Silverstone Historic Grand Prix
Track Length: 5.857 Km - 3.6394 miles
Printed: 21-07-2018 - 11:52

MST
Results: www.mstworld.com. Live Timing: https://livetiming.getraceresults.com/mst. Email: timing@mstworld.com

Silverstone Classic - 20 - 22 Jul 2018

Stirling Moss Trophy For Pre '61 Sports Cars

Race 3 - Sector Analysis

99 Keen / McAlpine (SMT2) — Kurtis 500S Corvette

lap	Sect-1	Speed	Sect-2	Speed	Sect-3	Speed	Laptime	Pit	lap	Sect-1	Speed	Sect-2	Speed	Sect-3	Speed	Laptime	Pit
1		96.6	1:21.062	113.7	31.228	84.6	2:49.911		10	51.089	99.6	3:08.735	129.6	30.766	83.2	4:30.590	P
2	49.491	110.9	1:18.483	114.9	31.227	80.2	2:39.201		11	48.761	109.7	1:17.466	131.3	30.190	89.7	2:36.417	
3	50.647	101.4	1:18.316	122.0	30.867	87.5	2:39.830		12	48.923	112.2	1:17.000	131.8	29.484	84.2	2:35.407	
4	48.843	104.2	1:19.030	121.6	30.804	82.1	2:38.677		13	48.007	112.0	1:17.492	129.1	30.410	87.2	2:35.909	
5	50.245	101.1	1:17.968	125.4	30.315	86.5	2:38.528		14	49.401	110.6	1:18.679	128.8	29.525	88.0	2:37.605	
6	50.769	102.6	1:17.807	118.4	30.843	82.3	2:39.419		15	48.286	118.8	1:17.764	124.7	30.403	85.1	2:36.453	
7	48.943	103.2	1:18.222	122.7	31.042	81.8	2:38.207		16	50.602	110.0	1:20.576	121.8	30.298	86.5	2:41.476	
8	49.666	104.2	1:19.733	121.8	31.049	84.8	2:40.448		17	49.706	101.8	1:25.106	92.3	34.987	79.6	2:49.799	
9	49.654	99.1	1:19.358	116.5	31.823	78.0	2:40.835		18	56.434	93.6	1:28.684	90.3	35.400	69.9	3:00.518	

221 Lee Dwyer (SMT1) — Lotus Consul Mk4 Singford

lap	Sect-1	Speed	Sect-2	Speed	Sect-3	Speed	Laptime	Pit	lap	Sect-1	Speed	Sect-2	Speed	Sect-3	Speed	Laptime	Pit

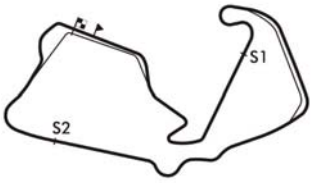

Session Start: 10:53:36 - Finish: 11:43:30
Weather/Track Conditions: Cloud / Drying
Circuit: Silverstone Historic Grand Prix
Track Length: 5.857 Km - 3.6394 miles
Printed: 21-07-2018 - 11:52

MST
Results: www.mstworld.com. Live Timing: https://livetiming.getraceresults.com/mst. Email: timing@mstworld.com

Silverstone Classic - 20 - 22 Jul 2018

Stirling Moss Trophy For Pre '61 Sports Cars

Race 3 - Best Sector Times

	SECTOR 1			SECTOR 2			SECTOR 3		
	NO	TIME	LAP	NO	TIME	LAP	NO	TIME	LAP
1	24	44.753	2	24	1:11.356	1	26	27.033	2
2	86	44.924	3	86	1:12.188	6	57	27.047	6
3	8	45.030	3	8	1:12.244	15	24	27.241	3
4	26	45.326	3	26	1:12.875	5	29	27.323	12
5	27	45.357	4	12	1:12.909	1	8	27.365	2
6	12	45.597	3	27	1:13.136	7	27	27.442	2
7	66	45.842	14	66	1:13.594	8	11	27.523	5
8	11	45.868	6	29	1:14.094	14	31	27.596	5
9	29	46.140	18	57	1:14.102	8	86	27.725	7
10	57	46.291	6	52	1:14.153	4	66	27.769	18
11	52	46.343	4	11	1:14.292	5	12	27.814	4
12	18	46.554	3	3	1:14.420	4	21	27.820	16
13	3	46.760	4	18	1:14.518	4	20	27.821	14
14	53	46.868	19	10	1:15.005	15	52	27.845	4
15	9	47.061	8	31	1:15.371	5	3	27.974	5
16	31	47.079	6	20	1:15.474	17	35	27.982	9
17	10	47.090	13	53	1:15.664	19	18	28.224	4
18	20	47.192	14	42	1:15.807	5	53	28.614	18
19	42	47.302	13	2	1:16.006	7	2	28.763	8
20	2	47.697	9	9	1:16.308	18	10	28.841	17
21	35	47.756	10	21	1:16.322	16	9	28.919	19
22	21	47.759	10	59	1:16.356	17	25	28.948	10
23	59	47.955	14	4	1:16.394	16	4	28.955	16
24	25	48.005	5	25	1:16.924	14	59	29.078	13
25	99	48.007	13	22	1:16.965	14	42	29.082	18
26	4	48.082	18	99	1:17.000	12	99	29.484	12
27	22	48.288	7	35	1:17.043	14	16	29.497	16
28	15	48.669	4	15	1:18.037	2	22	29.649	14
29	36	48.718	12	36	1:18.184	9	15	29.695	8
30	55	49.617	9	16	1:19.831	7	36	29.724	9
31	19	50.664	14	19	1:20.680	14	19	30.235	17
32	16	51.074	15	55	1:20.687	8	68	30.581	5
33	68	51.620	11	68	1:22.019	11	55	30.625	8
34	43	53.106	6	43	1:24.094	6	43	31.656	7
35	6			6			6		
36	51			51			51		
37	221			221			221		

IDEAL / BEST LAP COMPARISON

NO	NAME	BEST	IN	IDEAL	DIFF
24	Roger Wills	2:23.712	2	2:23.350	+0.362
6	Cottingham/Smith	2:24.973	3		+
86	Chris Ward	2:25.190	2	2:24.837	+0.353
8	Wood/Nuthall	2:25.553	3	2:24.639	+0.914
26	Michael Gans	2:25.767	5	2:25.234	+0.533
12	Kent/Pearson	2:26.596	3	2:26.320	+0.276
27	Stretton/Ziegler	2:26.739	5	2:25.935	+0.804
57	Ben Adams	2:27.682	6	2:27.440	+0.242
66	Maeers/Martin	2:28.082	6	2:27.205	+0.877
51	Kirkaldy/Watson	2:28.349	6		+
29	Ahlers/Bellinger	2:28.568	19	2:27.557	+1.011
18	Cannell/Ditheridge	2:29.330	4	2:29.296	+0.034
31	Fowler/Lamplough	2:30.066	5	2:30.046	+0.020
20	Harrison/Watts	2:31.076	19	2:30.487	+0.589
10	Smith/Gillett	2:31.115	15	2:30.936	+0.179
21	Yates/Mitchell	2:31.975	16	2:31.901	+0.074
53	Postins/Stortoni	2:32.000	12	2:31.146	+0.854
9	Serge Kriknoff	2:32.720	8	2:32.288	+0.432
42	Michael Malone	2:32.882	4	2:32.191	+0.691
2	Costas Michael	2:33.126	8	2:32.466	+0.660
35	Gregory De Prins	2:33.148	10	2:32.781	+0.367
4	Champion/Stretton	2:33.920	18	2:33.431	+0.489
59	Whiteside/Shrimptoı	2:33.973	14	2:33.389	+0.584
99	Keen/McAlpine	2:35.407	12	2:34.491	+0.916
22	Tom Harris	2:35.781	14	2:34.902	+0.879
36	Barrett/Shepherd	2:36.723	9	2:36.626	+0.097
15	John Burton	2:37.568	5	2:36.401	+1.167
16	Marc Valvekens	2:41.171	17	2:40.402	+0.769
19	Emmerling/Bernberg	2:41.682	14	2:41.579	+0.103
43	Naveau/Naveau	2:49.152	6	2:48.856	+0.296
11	Bourne/Paul	2:27.814	6	2:27.683	+0.131
52	John Spiers	2:28.341	4	2:28.341	+0.000
3	Smith/Smith	2:29.302	4	2:29.154	+0.148
25	Paul Griffin	2:34.672	14	2:33.877	+0.795
55	Harindra de Silva	2:42.030	8	2:40.929	+1.101
68	Marc Gordon	2:44.375	11	2:44.220	+0.155
221	Lee Dwyer				+

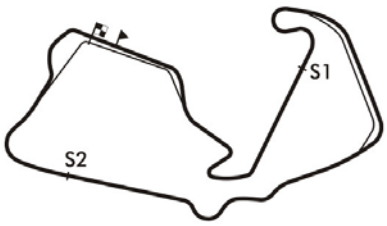

Session Start: 10:53:36 - Finish: 11:43:30
Weather/Track Conditions: Cloud / Drying
Circuit: Silverstone Historic Grand Prix
Track Length: 5.857 Km - 3.6394 miles

Printed: 21-07-2018 - 11:52

Silverstone Classic - 20 - 22 Jul 2018

Stirling Moss Trophy For Pre '61 Sports Cars

Race 3 - Best Sector Speeds

	NO	SECTOR 1	MPH	NO	SECTOR 2	MPH	NO	SECTOR 3	MPH
1	86	Chris Ward	130.6	12	Kent/Pearson	144.9	24	Roger Wills	94.1
2	27	Stretton/Ziegler	129.1	86	Chris Ward	143.7	86	Chris Ward	93.3
3	8	Wood/Nuthall	128.8	8	Wood/Nuthall	142.2	66	Maeers/Martin	93.1
4	52	John Spiers	126.4	27	Stretton/Ziegler	141.0	8	Wood/Nuthall	92.8
5	24	Roger Wills	125.9	24	Roger Wills	140.1	27	Stretton/Ziegler	92.7
6	12	Kent/Pearson	125.2	52	John Spiers	137.8	3	Smith/Smith	92.3
7	10	Smith/Gillett	124.0	26	Michael Gans	135.6	11	Bourne/Paul	91.1
8	26	Michael Gans	124.0	10	Smith/Gillett	134.8	12	Kent/Pearson	91.1
9	66	Maeers/Martin	122.7	22	Tom Harris	134.5	26	Michael Gans	91.1
10	18	Cannell/Ditheridge	122.0	66	Maeers/Martin	133.7	29	Ahlers/Bellinger	90.4
11	42	Michael Malone	121.4	42	Michael Malone	132.4	10	Smith/Gillett	90.3
12	22	Tom Harris	119.2	99	Keen/McAlpine	131.8	57	Ben Adams	90.2
13	99	Keen/McAlpine	118.8	18	Cannell/Ditheridge	131.3	18	Cannell/Ditheridge	89.8
14	3	Smith/Smith	117.3	36	Barrett/Shepherd	130.6	99	Keen/McAlpine	89.7
15	9	Serge Kriknoff	117.1	3	Smith/Smith	129.3	42	Michael Malone	89.4
16	53	Postins/Stortoni	117.1	15	John Burton	128.6	53	Postins/Stortoni	89.4
17	11	Bourne/Paul	116.9	25	Paul Griffin	128.3	52	John Spiers	89.1
18	25	Paul Griffin	116.9	59	Whiteside/Shrimpton	127.1	2	Costas Michael	89.0
19	2	Costas Michael	116.5	2	Costas Michael	125.9	20	Harrison/Watts	88.9
20	29	Ahlers/Bellinger	115.1	53	Postins/Stortoni	125.9	4	Champion/Stretton	88.7
21	4	Champion/Stretton	114.7	68	Marc Gordon	125.7	31	Fowler/Lamplough	88.7
22	57	Ben Adams	114.3	9	Serge Kriknoff	125.0	9	Serge Kriknoff	88.5
23	59	Whiteside/Shrimpton	114.1	4	Champion/Stretton	124.7	22	Tom Harris	88.3
24	36	Barrett/Shepherd	112.8	11	Bourne/Paul	124.7	21	Yates/Mitchell	88.2
25	15	John Burton	112.6	29	Ahlers/Bellinger	122.7	15	John Burton	88.1
26	20	Harrison/Watts	112.4	57	Ben Adams	122.2	35	Gregory De Prins	87.3
27	31	Fowler/Lamplough	111.7	20	Harrison/Watts	122.0	25	Paul Griffin	86.8
28	35	Gregory De Prins	111.5	31	Fowler/Lamplough	119.4	59	Whiteside/Shrimpton	86.7
29	68	Marc Gordon	110.7	35	Gregory De Prins	119.0	36	Barrett/Shepherd	84.9
30	55	Harindra de Silva	109.3	21	Yates/Mitchell	117.7	19	Emmerling/Bernberg	84.5
31	21	Yates/Mitchell	108.1	55	Harindra de Silva	117.5	16	Marc Valvekens	84.4
32	16	Marc Valvekens	106.7	16	Marc Valvekens	116.7	55	Harindra de Silva	84.1
33	19	Emmerling/Bernberg	105.8	19	Emmerling/Bernberg	113.6	68	Marc Gordon	83.9
34	43	Naveau/Naveau	101.1	43	Naveau/Naveau	109.8	43	Naveau/Naveau	79.0
35	6	Cottingham/Smith	0.0	6	Cottingham/Smith	0.0	6	Cottingham/Smith	0.0
36	51	Kirkaldy/Watson	0.0	51	Kirkaldy/Watson	0.0	51	Kirkaldy/Watson	0.0
37	221	Lee Dwyer	0.0	221	Lee Dwyer	0.0	221	Lee Dwyer	0.0

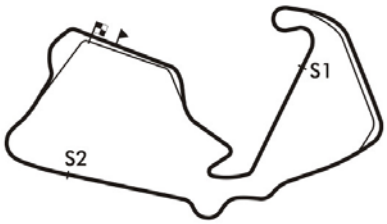

Session Start: 10:53:36 - Finish: 11:43:30
Weather/Track Conditions: Cloud / Drying
Circuit: Silverstone Historic Grand Prix
Track Length: 5.857 Km - 3.6394 miles

Printed: 21-07-2018 - 11:52

Silverstone Classic - 20 - 22 Jul 2018

Stirling Moss Trophy For Pre '61 Sports Cars

Race 3 - Lap Chart

Lap 1			Lap 2			Lap 3			Lap 4			Lap 5			Lap 6		
NO	Behind	Laptime	NO	Behind	Laptime	NO	Behind	Laptime	NO	Behind	Laptime	NO	Behind	Laptime	NO	Behind	Laptime
24		2:24.171	24		2:23.712	24		2:24.532	24		2:24.960	24		2:24.563	24		2:25.295
86	2.441	2:26.612	86	3.919	2:25.190	86	4.644	2:25.257	86	5.285	2:25.601	86	6.618	2:25.896	43	1 LAP	2:50.274
8	4.301	2:28.472	8	6.347	2:25.758	8	7.368	2:25.553	6	9.162	2:25.705	6	10.105	2:25.506	36	1 LAP	2:49.907
26	4.513	2:28.684	6	7.976	2:26.155	6	8.417	2:24.973	8	9.483	2:27.075	8	10.489	2:25.569	86	6.872	2:25.549
6	5.533	2:29.704	26	8.355	2:27.554	26	10.555	2:26.732	26	12.009	2:26.414	26	13.213	2:25.767	6	11.002	2:26.192
12	5.998	2:30.169	12	9.749	2:27.463	12	11.813	2:26.596	12	13.646	2:26.793	12	16.544	2:27.461	8	11.369	2:26.175
66	7.975	2:32.146	66	12.446	2:28.183	66	16.203	2:28.289	66	20.135	2:28.892	66	23.857	2:28.285	26	14.478	2:26.560
3	10.618	2:34.789	11	16.889	2:29.662	11	21.574	2:29.217	27	25.431	2:27.122	27	27.607	2:26.739	12	19.545	2:28.296
11	10.939	2:35.110	3	18.087	2:31.181	27	23.269	2:27.157	11	25.783	2:29.169	11	29.347	2:28.127	66	26.644	2:28.082
57	11.273	2:35.444	51	18.367	2:30.502	51	23.599	2:29.764	51	27.440	2:28.801	51	31.461	2:28.584	27	30.561	2:28.249
51	11.577	2:35.748	57	18.473	2:30.912	57	24.019	2:30.078	57	28.729	2:29.670	57	32.655	2:28.489	11	31.866	2:27.814
31	11.851	2:36.022	31	18.972	2:30.833	3	25.694	2:32.139	3	30.036	2:29.302	3	35.454	2:29.981	51	34.515	2:28.349
20	14.217	2:38.388	27	20.644	2:27.681	31	26.421	2:31.981	31	31.951	2:30.490	31	37.454	2:30.066	57	35.042	2:27.682
53	14.755	2:38.926	18	23.455	2:31.979	18	29.029	2:30.106	18	33.399	2:29.330	52	40.472	2:29.904	31	42.962	2:30.803
18	15.188	2:39.359	53	24.271	2:33.228	52	31.750	2:29.025	52	35.131	2:28.341	18	40.732	2:31.896	52	44.413	2:29.236
10	16.467	2:40.638	20	25.775	2:35.270	53	32.692	2:32.953	53	41.571	2:33.839	53	51.315	2:34.307	18	45.340	2:29.903
27	16.675	2:40.846	52	27.257	2:31.253	20	36.604	2:35.361	42	45.864	2:32.882	42	55.131	2:33.830	53	1:00.290	2:34.270
42	17.405	2:41.576	42	28.591	2:34.898	42	37.942	2:33.883	20	47.077	2:35.433	29	55.340	2:32.600	42	1:05.375	2:35.539
29	17.824	2:41.995	29	29.452	2:35.340	29	39.018	2:34.098	29	47.303	2:33.245	20	56.150	2:33.636	29	1:05.560	2:35.515
9	18.906	2:43.077	10	30.784	2:38.029	2	41.440	2:34.899	2	51.532	2:35.052	2	1:01.466	2:34.497	20	1:06.084	2:35.229
2	19.241	2:43.412	2	31.073	2:35.544	10	43.749	2:37.497	9	54.728	2:35.474	9	1:04.497	2:34.332	2	1:11.062	2:34.891
52	19.716	2:43.887	9	31.755	2:36.561	9	44.214	2:36.991	10	55.944	2:37.155	10	1:07.813	2:36.432	9	1:12.730	2:33.528
4	23.202	2:47.373	4	37.237	2:37.747	4	50.554	2:37.849	4	1:01.955	2:36.361	25	1:13.495	2:35.375	10	1:21.064	2:38.546
25	24.311	2:48.482	25	38.648	2:38.049	25	51.917	2:37.801	25	1:02.683	2:35.726	4	1:15.218	2:37.826	25	1:25.003	2:36.803
21	24.936	2:49.107	99	41.229	2:39.201	15	55.601	2:38.387	15	1:08.919	2:38.278	15	1:21.924	2:37.568	4	1:27.243	2:37.320
99	25.740	2:49.911	15	41.746	2:38.585	99	56.527	2:39.830	99	1:10.244	2:38.677	99	1:24.209	2:38.528	15	1:35.156	2:38.527
15	26.873	2:51.044	21	42.619	2:41.395	22	57.000	2:38.189	22	1:12.612	2:40.572	22	1:24.500	2:36.451	22	1:36.820	2:37.615
22	27.972	2:52.143	22	43.343	2:39.083	21	1:00.639	2:42.552	21	1:15.780	2:40.101	21	1:31.526	2:40.309	99	1:38.333	2:39.419
59	28.802	2:52.973	59	47.822	2:42.732	59	1:07.836	2:44.546	59	1:31.946	2:49.070	35	1:47.329	2:35.596	21	1:47.029	2:40.798
16	32.336	2:56.507	16	55.164	2:46.540	16	1:15.275	2:44.643	16	1:33.952	2:43.637	16	1:50.797	2:41.408	35	2:01.371	2:39.337
19	33.166	2:57.337	68	56.419	2:46.216	68	1:17.891	2:46.004	35	1:36.296	2:40.260	59	1:54.040	2:46.657	16	2:07.515	2:42.013
68	33.915	2:58.086	19	57.854	2:48.400	19	1:19.337	2:46.015	68	1:39.600	2:46.669	68	2:01.302	2:46.265	59	2:14.902	2:46.157
35	34.583	2:58.754	55	58.680	2:46.981	55	1:20.621	2:46.473	19	1:40.047	2:45.670	19	2:02.619	2:47.135	68	2:21.395	2:45.388
55	35.411	2:59.582	35	1:02.531	2:51.660	35	1:20.996	2:42.997	55	1:44.286	2:48.625				19	2:23.114	2:45.790
43	38.039	3:02.210	43	1:05.702	2:51.375	43	1:34.765	2:53.595	43	2:00.958	2:51.153						
36	41.518	3:05.689	36	1:12.125	2:54.319	36	1:39.132	2:51.539	36	2:04.132	2:49.960						

Session Start: 10:53:36 - Finish: 11:43:30
Weather/Track Conditions: Cloud / Drying
Circuit: Silverstone Historic Grand Prix
Track Length: 5.857 Km - 3.6394 miles
Printed: 21-07-2018 - 11:53

MST
Results: www.mstworld.com. Live Timing: https://livetiming.getraceresults.com/mst. Email: timing@mstworld.com

Silverstone Classic - 20 - 22 Jul 2018

Stirling Moss Trophy For Pre '61 Sports Cars

Race 3 - Lap Chart

Lap 7			Lap 8			Lap 9			Lap 10			Lap 11			Lap 12		
NO	Behind	Laptime	NO	Behind	Laptime	NO	Behind	Laptime	NO	Behind	Laptime	NO	Behind	Laptime	NO	Behind	Laptime
24		2:25.274	24		2:27.647	24		2:26.611	24		2:26.972	24		2:27.191	24		2:28.594
86	7.314	2:25.716	59	1 LAP	2:44.029	86	5.533	2:25.736	6	9.455	2:25.933	26	23.247	2:28.805	68	2 LAPS	2:45.775
55	2 LAPS	5:42.341	86	6.408	2:26.741	6	10.494	2:26.401	26	21.633	2:29.086	29	1 LAP	4:04.452	27	1 LAP	2:54.021
6	12.462	2:26.734	6	10.704	2:25.889	8	11.027	2:26.499	16	1 LAP	2:41.776	53	1 LAP	4:07.263	19	2 LAPS	4:14.965
8	12.866	2:26.771	8	11.139	2:25.920	16	1 LAP	2:43.308	43	2 LAPS	4:35.052	36	2 LAPS	2:36.723	26	22.241	2:27.588
26	16.501	2:27.297	68	1 LAP	2:45.245	26	19.519	2:29.412	36	2 LAPS	4:25.631	16	1 LAP	2:43.620	18	1 LAP	4:17.130
12	23.831	2:29.560	19	1 LAP	2:44.479	59	1 LAP	2:47.365	59	1 LAP	2:43.500	2	1 LAP	4:07.106	29	1 LAP	2:28.887
43	1 LAP	2:49.152	26	16.718	2:27.864	12	27.451	2:29.771	51	46.087	2:29.702	51	49.259	2:30.363	53	1 LAP	2:32.763
66	29.615	2:28.245	12	24.291	2:28.107	68	1 LAP	2:45.500	57	46.433	2:29.935	57	49.407	2:30.165	20	1 LAP	4:03.538
27	32.053	2:26.766	66	30.887	2:28.919	19	1 LAP	2:45.261	19	1 LAP	2:44.884	43	2 LAPS	2:54.317	36	2 LAPS	2:37.252
36	1 LAP	2:55.073	27	31.655	2:27.249	27	33.373	2:28.329	10	1 LAP	2:32.338	10	1 LAP	2:33.413	51	49.963	2:29.298
51	37.778	2:28.537	55	2 LAPS	2:49.759	51	43.357	2:30.248	25	1 LAP	4:12.035	59	1 LAP	2:46.082	2	1 LAP	2:35.006
57	37.932	2:28.164	51	39.720	2:29.589	57	43.470	2:30.033	4	1 LAP	4:09.584	31	1:09.045	2:31.755	16	1 LAP	2:43.031
52	50.166	2:31.027	57	40.048	2:29.763	10	1 LAP	4:07.209	18	1:03.839	2:31.507	25	1 LAP	2:35.713	10	1 LAP	2:33.021
31	50.345	2:32.657	43	1 LAP	2:51.283	18	59.304	2:32.630	31	1:04.481	2:30.876	4	1 LAP	2:35.843	31	1:11.723	2:31.272
18	50.649	2:30.583	52	52.440	2:29.921	31	1:00.577	2:31.573	35	1 LAP	4:00.382	86	1:27.353	2:26.084	25	1 LAP	2:36.146
53	1:10.010	2:34.994	18	53.285	2:30.283	66	1:19.754	3:15.478	86	1:28.460	3:49.899	15	1 LAP	4:10.096	43	2 LAPS	2:53.124
29	1:12.405	2:32.119	31	55.615	2:32.917	53	1:24.477	2:34.668	8	1:34.420	3:50.365	35	1 LAP	2:33.148	4	1 LAP	2:38.614
42	1:14.697	2:34.596	36	1 LAP	2:53.126	29	1:24.824	2:34.714	21	1 LAP	4:12.720	8	1:33.314	2:26.085	86	1:24.265	2:25.506
20	1:14.867	2:34.057	53	1:16.420	2:34.057	20	1:29.856	2:35.002	20	1:37.685	2:34.801	21	1 LAP	2:32.531	8	1:31.383	2:26.663
2	1:19.292	2:33.504	29	1:16.721	2:31.963	2	1:31.732	2:33.572	9	1:39.638	2:33.178	9	1:46.188	2:33.741	15	1 LAP	2:37.947
9	1:21.027	2:33.571	20	1:21.465	2:34.245	9	1:33.432	2:33.943	42	1:43.336	2:35.421	42	1:50.126	2:33.981	35	1 LAP	2:34.256
10	1:33.089	2:37.299	42	1:23.371	2:36.321	42	1:34.887	2:38.127	12	1:59.051	3:58.572	99	1 LAP	4:30.590	21	1 LAP	2:32.553
25	1:35.508	2:35.779	2	1:24.771	2:33.126	22	2:11.230	2:39.443	27	2:11.127	4:04.726	6	1:55.061	4:12.797	6	1:53.123	2:26.656
4	1:39.397	2:37.428	9	1:26.100	2:32.720	15	2:12.357	2:39.858	68	1 LAP	4:09.389	66	1 LAP	5:30.287	66	1 LAP	2:29.894
15	1:47.582	2:37.700	25	1:44.599	2:36.738	99	2:18.291	2:40.835	22	2:23.863	2:39.605	12	2:02.671	2:30.811	22	1 LAP	4:29.415
22	1:48.405	2:36.859	4	1:47.426	2:35.676										99	1 LAP	2:36.417
99	1:51.266	2:38.207	22	1:58.398	2:37.640										12	2:03.779	2:29.702
21	2:03.743	2:41.988	15	1:59.110	2:39.175										57	2:17.043	3:56.230
35	2:12.265	2:36.168	99	2:04.067	2:40.448										27	2:43.501	2:34.138
16	2:23.491	2:41.250	21	2:17.338	2:41.242										68	1 LAP	2:44.375
			35	2:19.695	2:35.077										19	1 LAP	2:43.481
															59	1 LAP	4:27.350
															18	3:03.057	2:37.873
															29	3:04.636	2:29.230
															9	3:09.466	3:51.872
															53	3:13.746	2:32.000

Session Start: 10:53:36 - Finish: 11:43:30
Weather/Track Conditions: Cloud / Drying
Circuit: Silverstone Historic Grand Prix
Track Length: 5.857 Km - 3.6394 miles
Printed: 21-07-2018 - 11:53

MST
Results: www.mstworld.com. Live Timing: https://livetiming.getraceresults.com/mst. Email: timing@mstworld.com

Silverstone Classic - 20 - 22 Jul 2018

Stirling Moss Trophy For Pre '61 Sports Cars

Race 3 - Lap Chart

Lap 13			Lap 14			Lap 15			Lap 16			Lap 17			Lap 18		
NO	Behind	Laptime	NO	Behind	Laptime	NO	Behind	Laptime	NO	Behind	Laptime	NO	Behind	Laptime	NO	Behind	Laptime
51		2:29.762	51		2:29.533	51		2:30.403	86		2:27.271	86		2:26.461	86		2:26.956
36	2 LAPS	2:37.499	20	1 LAP	2:31.755	19	2 LAPS	2:43.262	10	1 LAP	2:31.115	8	7.467	2:27.551	18	1 LAP	2:35.451
2	1 LAP	2:36.849	42	1 LAP	2:33.935	20	1 LAP	2:31.135	8	6.377	2:26.110	19	2 LAPS	2:43.598	59	2 LAPS	2:36.114
42	1 LAP	4:08.040	36	2 LAPS	2:38.473	59	2 LAPS	2:38.807	2	1 LAP	2:35.869	10	1 LAP	2:35.893	16	2 LAPS	2:42.576
10	1 LAP	2:31.638	2	1 LAP	2:38.005	10	1 LAP	2:33.992	42	1 LAP	2:37.353	24	10.829	2:27.210	8	7.304	2:26.793
16	1 LAP	2:43.324	10	1 LAP	2:32.601	42	1 LAP	2:37.968	24	10.080	2:27.809	2	1 LAP	2:36.116	31	1 LAP	2:42.567
86	31.429	2:26.889	86	27.734	2:25.838	2	1 LAP	2:36.133	36	2 LAPS	2:38.700	42	1 LAP	2:39.606	24	11.602	2:27.729
25	1 LAP	2:36.166	8	35.476	2:26.583	86	23.299	2:25.968	4	1 LAP	2:35.450	36	2 LAPS	2:37.403	10	1 LAP	2:33.196
24	36.349	3:56.074	24	36.580	2:29.764	36	2 LAPS	2:40.132	6	32.277	2:27.808	6	32.523	2:26.707	19	2 LAPS	2:43.482
4	1 LAP	2:34.751	16	1 LAP	2:44.881	8	30.837	2:25.764	26	32.966	2:28.331	26	34.193	2:27.688	2	1 LAP	2:36.249
8	38.426	2:26.768	25	1 LAP	2:35.917	24	32.841	2:26.664	66	1 LAP	2:31.146	4	1 LAP	2:34.456	42	1 LAP	2:38.204
43	2 LAPS	2:55.417	4	1 LAP	2:34.735	25	1 LAP	2:34.672	21	1 LAP	2:33.722	66	1 LAP	2:31.086	6	33.646	2:28.079
26	58.033	3:55.517	26	56.957	2:28.457	4	1 LAP	2:34.935	55	9 LAPS	21:19.222	21	1 LAP	2:31.975	26	36.028	2:28.791
21	1 LAP	2:33.529	6	59.206	2:27.056	6	55.039	2:26.236	12	53.660	2:30.246	12	56.924	2:29.725	36	2 LAPS	2:38.300
6	1:01.683	2:28.285	21	1 LAP	2:33.616	26	55.205	2:28.651	57	1:10.425	2:31.888	55	9 LAPS	2:42.030	4	1 LAP	2:35.816
15	1 LAP	2:46.554	66	1 LAP	2:30.430	66	1 LAP	2:28.204	22	1 LAP	2:36.580	57	1:13.446	2:29.482	66	1 LAP	2:28.844
35	1 LAP	2:47.519	12	1:14.028	2:30.162	21	1 LAP	2:32.722	15	1 LAP	2:41.677	22	1 LAP	2:38.646	12	59.255	2:29.287
66	1 LAP	2:29.465	35	1 LAP	2:37.911	12	1:13.984	2:30.359	35	1 LAP	2:49.740	15	1 LAP	2:42.591	21	1 LAP	2:32.980
12	1:13.399	2:29.345	15	1 LAP	2:40.423	35	1 LAP	2:33.631	99	1 LAP	2:36.453	99	1 LAP	2:41.476	51	1 LAP	4:22.507
22	1 LAP	2:39.014	43	2 LAPS	2:54.936	15	1 LAP	2:39.913	51	1:40.102	4:30.672	35	1 LAP	2:50.762	57	1:16.152	2:29.662
99	1 LAP	2:35.407	22	1 LAP	2:36.332	22	1 LAP	2:35.781	27	1:46.738	2:34.052	27	1:57.739	2:37.462	55	9 LAPS	2:47.895
57	1:26.343	2:29.025	99	1 LAP	2:35.909	57	1:29.107	2:33.556	43	2 LAPS	2:54.596	29	2:01.088	2:28.921	22	1 LAP	2:38.650
27	1:56.957	2:33.181	57	1:25.954	2:29.144	99	1 LAP	2:37.605	29	1:58.628	2:38.119	43	2 LAPS	2:52.173	15	1 LAP	2:39.534
31	2:01.231	4:09.233	27	2:00.800	2:33.376	43	2 LAPS	2:53.810	53	2:16.636	2:33.316	53	2:22.510	2:32.335	99	1 LAP	2:49.799
29	2:13.485	2:28.574	31	2:12.694	2:40.996	27	2:03.256	2:32.859	16	1 LAP	2:43.327	20	2:22.726	2:31.269	35	1 LAP	2:45.529
68	1 LAP	2:45.758	29	2:12.802	2:28.850	29	2:11.079	2:28.680	20	2:17.918	2:34.094	9	2:26.495	2:33.282	29	2:03.221	2:29.089
19	1 LAP	2:42.821	18	2:26.780	2:37.065	31	2:22.380	2:40.089	31	2:19.483	2:47.673				27	2:05.391	2:34.608
18	2:19.248	2:35.916	9	2:28.960	2:34.312	16	1 LAP	4:18.137	9	2:19.674	2:36.044						
9	2:24.181	2:34.440	53	2:29.459	2:32.717	18	2:33.659	2:37.282	18	2:22.089	2:39.000						
59	1 LAP	2:44.032				53	2:33.890	2:34.834	59	1 LAP	2:34.936						
53	2:26.275	2:32.254				9	2:34.200	2:35.643									
						20	2:34.394	2:32.919									
						59	1 LAP	2:33.973									
						19	1 LAP	2:41.682									

Session Start: 10:53:36 - Finish: 11:43:30
Weather/Track Conditions: Cloud / Drying
Circuit: Silverstone Historic Grand Prix
Track Length: 5.857 Km - 3.6394 miles
Printed: 21-07-2018 - 11:53

MST
Results: www.mstworld.com. Live Timing: https://livetiming.getraceresults.com/mst. Email: timing@mstworld.com

Silverstone Classic - 20 - 22 Jul 2018

Stirling Moss Trophy For Pre '61 Sports Cars

Race 3 - Lap Chart

Lap 19			Lap 20		
NO	Behind	Laptime	NO	Behind	Laptime
86		2:27.320	86		2:27.779
20	1 LAP	2:31.829	99	2 LAPS	3:00.518
53	1 LAP	2:33.713	20	1 LAP	2:31.076
9	1 LAP	2:33.228	8	5.930	2:26.437
8	7.272	2:27.288	53	1 LAP	2:32.946
18	1 LAP	2:36.283	9	1 LAP	2:32.954
24	13.130	2:28.848	24	13.371	2:28.020
59	2 LAPS	2:36.496	18	1 LAP	2:35.018
43	3 LAPS	2:54.717	59	2 LAPS	2:34.339
16	2 LAPS	2:41.171	10	1 LAP	2:32.326
31	1 LAP	2:39.889	6	34.793	2:29.216
10	1 LAP	2:32.027	16	2 LAPS	2:43.128
6	33.356	2:27.030	26	37.700	2:27.756
2	1 LAP	2:36.059	43	3 LAPS	2:54.928
26	37.723	2:29.015	2	1 LAP	2:36.396
19	2 LAPS	2:43.776	31	1 LAP	2:53.242
42	1 LAP	2:36.766	42	1 LAP	2:40.418
36	2 LAPS	2:37.517	36	2 LAPS	2:37.952
66	1 LAP	2:28.276	66	1 LAP	2:31.113
4	1 LAP	2:33.920	19	2 LAPS	2:45.662
12	1:01.584	2:29.649	4	1 LAP	2:35.349
21	1 LAP	2:32.646	12	1:04.205	2:30.400
57	1:18.630	2:29.798	21	1 LAP	2:33.591
51	1 LAP	2:44.951	57	1:20.646	2:29.795
22	1 LAP	2:39.551	51	1 LAP	2:46.912
15	1 LAP	2:42.057	22	1 LAP	2:36.464
29	2:04.469	2:28.568	29	2:05.723	2:29.033
27	2:11.731	2:33.660	15	1 LAP	2:41.690
35	1 LAP	2:41.416	27	2:18.549	2:34.597
			35	1 LAP	2:42.083

Session Start: 10:53:36 - Finish: 11:43:30
Weather/Track Conditions: Cloud / Drying
Circuit: Silverstone Historic Grand Prix
Track Length: 5.857 Km - 3.6394 miles
Printed: 21-07-2018 - 11:53

Results: www.mstworld.com. Live Timing: https://livetiming.getraceresults.com/mst. Email: timing@mstworld.com

Results Booklet

SilverstoneClassic

20/21/22 JULY 2018

Timing & Results by MST SYSTEMS Ltd.
www.mstworld.com

© MST SYSTEMS Ltd 2018
The Haysfield, Spring Lane North, Malvern WR14 1GF
t: +44 (0) 1684 560614 e: timing@mstworld.com

HSCC

SilverstoneClassic
20/21/22 JULY 2018

Silverstone Historic Grand Prix Circuit

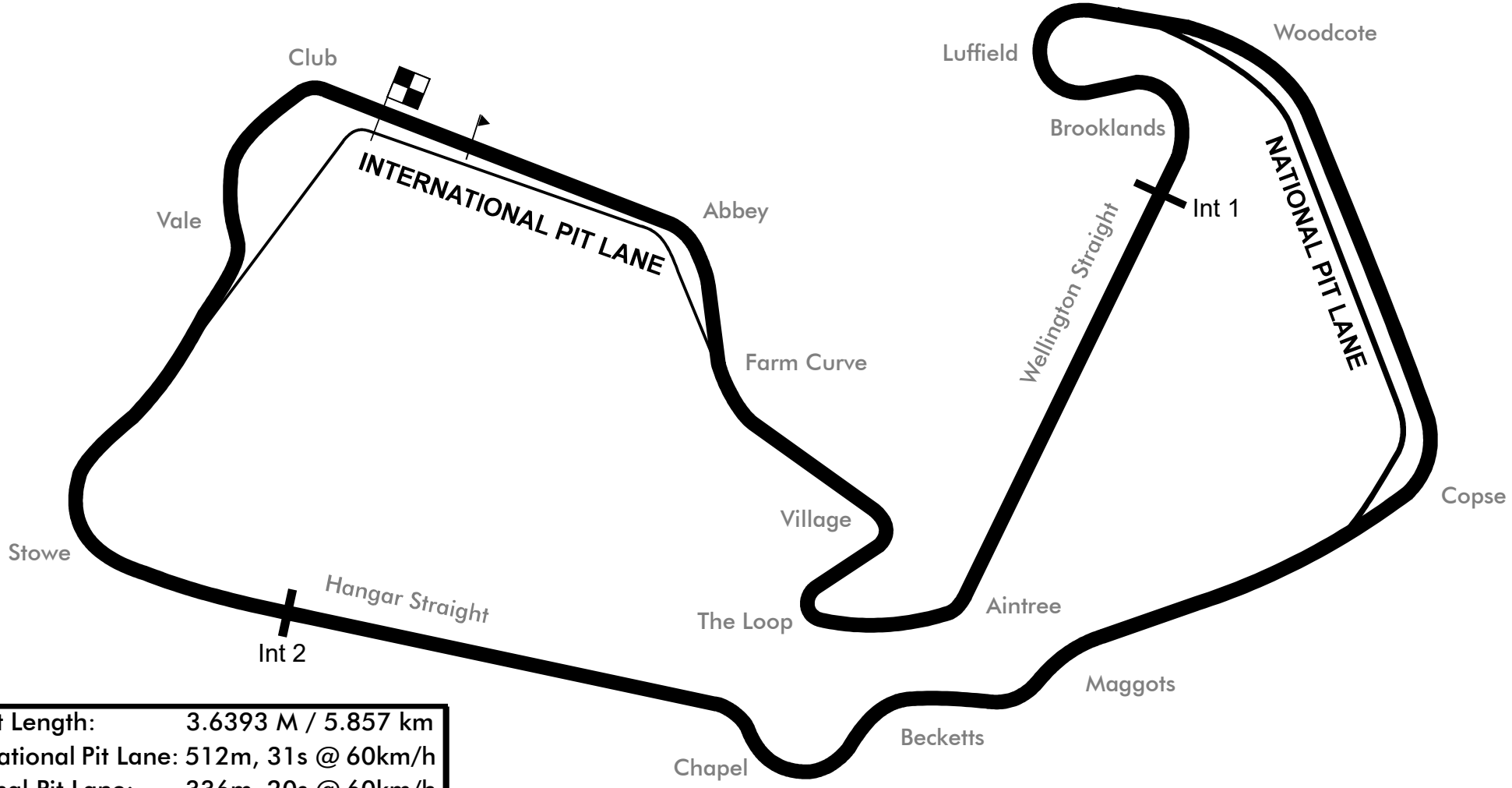

Circuit Length:	3.6393 M / 5.857 km
International Pit Lane:	512m, 31s @ 60km/h
National Pit Lane:	336m, 20s @ 60km/h
Intermediate 1:	1.757 km
Intermediate 2:	4.760 km
Start line offset:	132.3 m

MST

Silverstone Classic - 20 - 22 Jul 2018

FJHRA Historic Formula Junior Period F

Qualifying for Race 4 - Classification

Sheet No:

POS	NO	DRIVER/S	CLASS	CLASS POS	CAR MAKE / MODEL	TIME	ON	LAPS	GAP	DIFF	MPH
1	53	Sam Wilson	E1	1	Lotus 20/22	2:21.145	1	5			92.82
2	196	Timothy De Silva	E1	2	Brabham BT2	2:21.648	2	7	0.503	0.503	92.50
3	99	Mark Shaw	E1	3	Brabham BT6	2:22.369	2	7	1.224	0.721	92.03
4	92	Westie Mitchell	E1	4	De Tomaso 63	2:22.489	7	7	1.344	0.120	91.95
5	75	Peter Morton	E1	5	Lightning Envoyette	2:22.593	6	7	1.448	0.104	91.88
6	80	Nicholas Fennell	E1	6	Lotus 27	2:22.888	2	7	1.743	0.295	91.69
7	57	Jonathan Milicevic	E1	7	Merlyn Mk5/7	2:23.143	2	7	1.998	0.255	91.53
8	181	Gregory Thornton	E1	8	Lotus 22	2:23.924	6	6	2.779	0.781	91.03
9	68	James Murray	E1	9	Lola Mk5A	2:23.927	5	7	2.782	0.003	91.03
10	69	Stuart Roach	E1	10	Alexis Mk4	2:24.112	6	7	2.967	0.185	90.91
11	61	Simon Diffey	E1	11	Lotus 20	2:25.186	2	7	4.041	1.074	90.24
12	5	Andy Willis	E1	12	Lotus 20/22	2:25.401	2	7	4.256	0.215	90.11
13	74	Benn Tilley	E1	13	Lola Mk5	2:25.403	4	7	4.258	0.002	90.11
14	83	Martin Walford	E1	14	Lotus 22	2:25.452	2	5	4.307	0.049	90.08
15	82	Andrew Garside	E1	15	Lotus 20	2:26.328	2	7	5.183	0.876	89.54
16	27	Richard Wilson	E1	16	Lotus 27	2:26.841	7	7	5.696	0.513	89.22
17	58	Richard Smeeton	E1	17	Wainer 63	2:26.996	7	7	5.851	0.155	89.13
18	55	Christopher Drake	D2	1	Elva 300	2:27.274	7	7	6.129	0.278	88.96
19	84	Mark Woodhouse	E1	18	Brabham BT6	2:27.653	6	7	6.508	0.379	88.73
20	93	Michael Hibberd	E1	19	Lotus 22	2:27.809	7	7	6.664	0.156	88.64
21	127	Martin Bullock	D2	2	Wren FJ	2:28.456	2	7	7.311	0.647	88.25
22	62	Andrew Beaumont	E1	20	Lotus 22	2:28.641	7	7	7.496	0.185	88.14
23	122	Adrian Russell	E1	21	Lotus 22	2:28.728	2	3	7.583	0.087	88.09
24	167	Richard Tarling	D1	1	Lotus 20	2:28.756	5	5	7.611	0.028	88.08
25	71	James Hicks	D2	3	Caravelle Mk3	2:29.775	5	5	8.630	1.019	87.48
26	48	John Delane	D2	4	Lotus 18	2:29.839	7	7	8.694	0.064	87.44
27	2	Charlie Jones Best	E1	22	Lotus 20/22	2:29.921	2	7	8.776	0.082	87.39
28	179	Pietro Vergnano	E1	23	Brabham BT6	2:30.109	6	6	8.964	0.188	87.28
29	163	Gregoire Audi	E1	24	Lotus 22	2:30.799	6	7	9.654	0.690	86.88
30	44	Iain Rowley	E1	25	Lotus 22	2:31.455	4	5	10.310	0.656	86.51
31	183	Jonathan Fyda	D2	5	U2 Mk3	2:31.791	5	7	10.646	0.336	86.31
32	59	Robin Longdon	D2	6	Lola Mk3	2:33.597	5	6	12.452	1.806	85.30
33	87	Pierre Guichard	D2	7	Lynx T3	2:33.683	5	6	12.538	0.086	85.25
34	98	Chris Merrick	E1	26	Cooper T59	2:34.939	7	7	13.794	1.256	84.56
35	76	Simon Durling	E1	27	Lotus 22	2:35.579	6	6	14.434	0.640	84.21
36	73	Peter Anstiss	E1	28	Lotus 20/22	2:36.348	2	6	15.203	0.769	83.80
37	150	David Watkins	D2	8	Elfin FJ	2:36.796	3	3	15.651	0.448	83.56
38	42	Martin Aubert	D2	9	Lotus 20	2:36.808	5	7	15.663	0.012	83.55
39	12	Keith Pickering	D2	10	Alexis Mk3	2:40.516	6	6	19.371	3.708	81.62
40	67	Anthony Binnington	E1	29	Cooper T67	2:40.534	6	6	19.389	0.018	81.61

Cars 53, 66, 71, 78, 150 & 181 require working transponders - Regulation Q.12.2.1 refers.
A 30 second penalty will be applied if not working in the race.

Session Start: 10:52:03 - Finish: 11:10:04
Weather/Track Conditions: Overcast / Dry
Circuit: Silverstone Historic Grand Prix
Track Length: 5.857 Km - 3.6394 miles

These results are provisional until the conclusion of any judicial and technical matters.

Clerk of the Course:	Timekeeper:	Issued at:
Julian Floyd	Nick Palmer	

Silverstone Classic - 20 - 22 Jul 2018

FJHRA Historic Formula Junior Period F

Qualifying for Race 4 - Classification

Sheet No:

POS	NO	DRIVER/S	CLASS	CLASS POS	CAR MAKE / MODEL	TIME	ON	LAPS	GAP	DIFF	MPH
41	72	Tom De Gres	E2	1	Cooper T59	2:41.538	6	6	20.393	1.004	81.11
42	78	Peter Froude	E1	30	Lotus 22	2:41.768	4	5	20.623	0.230	80.99
43	50	Dr David Innes	E1	31	Lola Mk5A	2:41.789	4	6	20.644	0.021	80.98
44	166	Sharon Adelman	E1	32	Brabham BT6	2:43.133	2	6	21.988	1.344	80.31
45	22	Jeffrey Anderson	E1	33	Lotus 20/22	2:47.746	5	6	26.601	4.613	78.10
46	161	Phil Foulkes	E1	34	Lotus 20/22	2:48.487	6	6	27.342	0.741	77.76
47	23	Keith Roach	D2	11	Condor S3	2:49.730	1	5	28.585	1.243	77.19
48	49	Martin Mchugh	D2	12	North Star Mk1	2:52.232	5	6	31.087	2.502	76.07
49	33	Stuart Tizzard	D2	13	Cooper T56	2:53.542	2	4	32.397	1.310	75.50
50	96	Malcolm Wishart	E2	2	Cooper T65	2:57.000	1	1	35.855	3.458	74.02
51	97	Hans Ciers	D2	14	Lotus 20	2:59.577	5	6	38.432	2.577	72.96
52	65	Richard Ferris	E1	35	Donford FJ	3:12.046	4	4	50.901	12.469	68.22
53	6	Allan Conway	D2	15	Gemini Mk3A	3:16.020	1	4	54.875	3.974	66.84
54	66	Cameron Jackson	E1	36	Brabham BT2						

Cars 53, 66, 71, 78, 150 & 181 require working transponders - Regulation Q.12.2.1 refers.
A 30 second penalty will be applied if not working in the race.

Session Start: 10:52:03 - Finish: 11:10:04
Weather/Track Conditions: Overcast / Dry
Circuit: Silverstone Historic Grand Prix
Track Length: 5.857 Km - 3.6394 miles

These results are provisional until the conclusion of any judicial and technical matters.

Clerk of the Course:	Timekeeper:	Issued at:
Julian Floyd	Nick Palmer	

Silverstone Classic - 20 - 22 Jul 2018

FJHRA Historic Formula Junior Period F

Qualifying for Race 4 - Sector Analysis

2 Charlie Jones Best (E1) — Lotus 20/22

lap	Sect-1	Speed	Sect-2	Speed	Sect-3	Speed	Laptime	Pit	lap	Sect-1	Speed	Sect-2	Speed	Sect-3	Speed	Laptime	Pit
1	47.283	112.8	1:16.055	121.4	29.050	89.1	2:32.388		5	47.894	114.1	1:16.105	122.0	28.592	87.0	2:32.591	
2	46.880	113.7	1:14.953	122.0	28.088	89.8	2:29.921		6	51.271	107.9	1:18.111	117.3	30.340	85.7	2:39.722	
3	1:25.726	108.1	1:15.297	122.7	28.521	90.0	3:09.544		7	48.525	106.4	1:16.451	121.6	28.807	90.0	2:33.783	
4	48.676	113.4	1:15.231	123.1	28.618	86.5	2:32.525		8								

5 Andy Willis (E1) — Lotus 20/22

lap	Sect-1	Speed	Sect-2	Speed	Sect-3	Speed	Laptime	Pit	lap	Sect-1	Speed	Sect-2	Speed	Sect-3	Speed	Laptime	Pit
1	46.398	116.5	1:14.187	124.5	27.129	91.9	2:27.714		5	46.372	115.1	1:12.719	123.4	27.428	91.4	2:26.519	
2	45.707	116.3	1:12.765	125.2	26.929	92.7	2:25.401		6	46.193	116.1	1:12.460	122.2	27.266	92.9	2:25.919	
3	46.197	117.7	1:13.349	127.1	27.028	91.6	2:26.574		7	45.573	116.7	1:13.795	122.7	27.058	91.6	2:26.426	
4	46.292	117.1	1:13.571	126.1	28.046	84.9	2:27.909		8								

6 Allan Conway (D2) — Gemini Mk3A

lap	Sect-1	Speed	Sect-2	Speed	Sect-3	Speed	Laptime	Pit	lap	Sect-1	Speed	Sect-2	Speed	Sect-3	Speed	Laptime	Pit
1	1:03.764	91.7	1:34.044	90.4	38.212	63.5	3:16.020		3	1:02.673	87.6	5:06.596	86.9	36.466	67.3	6:45.735	P
2	1:04.523	81.2	1:34.227	96.6	39.991	69.2	3:18.741		4	59.254	92.2	1:43.594	82.6	44.875	60.4	3:27.723	

12 Keith Pickering (D2) — Alexis Mk3

lap	Sect-1	Speed	Sect-2	Speed	Sect-3	Speed	Laptime	Pit	lap	Sect-1	Speed	Sect-2	Speed	Sect-3	Speed	Laptime	Pit
1	53.930	106.4	1:22.468	109.3	32.997	65.9	2:49.395		4	51.282	111.5	1:21.435	116.1	31.014	86.1	2:43.731	
2	52.691	111.7	1:20.451	119.6	30.922	80.6	2:44.064		5	50.193	111.5	1:19.695	112.4	31.206	85.6	2:41.094	
3	52.232	109.7	1:19.621	117.3	31.236	81.9	2:43.089		6	50.194	111.7	1:19.657	113.6	30.665	83.9	2:40.516	

22 Jeffrey Anderson (E1) — Lotus 20/22

lap	Sect-1	Speed	Sect-2	Speed	Sect-3	Speed	Laptime	Pit	lap	Sect-1	Speed	Sect-2	Speed	Sect-3	Speed	Laptime	Pit
1	53.742	90.2	1:24.801	114.9	33.445	76.1	2:51.988		4	52.825	87.2	1:24.865	119.8	32.587	80.4	2:50.277	
2	54.829	98.1	1:25.401	120.9	32.538	79.4	2:52.768		5	52.267	90.2	1:23.311	115.9	32.168	81.5	2:47.746	
3	53.062	87.0	1:24.887	122.2	35.908	78.4	2:53.857		6	55.110	81.2	1:25.117	120.5	32.753	79.0	2:52.980	

23 Keith Roach (D2) — Condor S3

lap	Sect-1	Speed	Sect-2	Speed	Sect-3	Speed	Laptime	Pit	lap	Sect-1	Speed	Sect-2	Speed	Sect-3	Speed	Laptime	Pit
1	55.572	93.6	1:22.986	110.9	31.172	82.7	2:49.730		4	54.252	103.1	1:24.830	106.5	31.242	79.2	2:50.324	
2	52.669	89.2	1:29.965	103.6	31.987	82.0	2:54.621		5	55.574	95.3	1:26.392	103.6	31.487	83.2	2:53.453	
3	54.789	99.0	1:24.710	105.5	32.006	80.0	2:51.505		6								

27 Richard Wilson (E1) — Lotus 27

lap	Sect-1	Speed	Sect-2	Speed	Sect-3	Speed	Laptime	Pit	lap	Sect-1	Speed	Sect-2	Speed	Sect-3	Speed	Laptime	Pit
1	47.990	116.9	1:15.418	121.1	30.440	77.7	2:33.848		5	45.715	119.0	1:15.270	123.4	28.340	91.2	2:29.325	
2	47.622	116.3	1:13.750	125.9	28.379	88.3	2:29.751		6	46.586	116.1	1:13.662	119.2	29.077	92.3	2:29.325	
3	47.226	117.1	1:13.588	126.4	28.041	91.8	2:28.855		7	46.385	116.7	1:13.124	125.2	27.332	90.9	2:26.841	
4	46.964	115.7	1:14.076	126.9	27.639	93.6	2:28.679		8								

33 Stuart Tizzard (D2) — Cooper T56

lap	Sect-1	Speed	Sect-2	Speed	Sect-3	Speed	Laptime	Pit	lap	Sect-1	Speed	Sect-2	Speed	Sect-3	Speed	Laptime	Pit
1	57.069	93.7	1:25.584	108.4	32.177	84.0	2:54.830		3	56.155	92.3	1:25.380	107.4	33.001	61.3	2:54.536	
2	55.368	94.1	1:25.485	109.8	32.689	75.6	2:53.542		4	55.481	93.3	1:31.710	91.7	37.392	69.0	3:04.583	

42 Martin Aubert (D2) — Lotus 20

lap	Sect-1	Speed	Sect-2	Speed	Sect-3	Speed	Laptime	Pit	lap	Sect-1	Speed	Sect-2	Speed	Sect-3	Speed	Laptime	Pit
1	50.844	105.5	1:19.561	121.1	29.967	76.7	2:40.372		5	49.255	114.3	1:17.840	120.9	29.713	76.5	2:36.808	
2	49.709	111.8	1:18.402	120.7	30.050	85.2	2:38.161		6	49.627	115.1	1:19.217	120.1	29.745	78.7	2:38.589	
3	53.146	109.1	1:17.872	122.0	29.278	85.2	2:40.296		7	51.370	108.2	1:16.773	120.3	28.692	87.4	2:36.835	
4	50.990	107.0	1:17.911	121.4	28.936	86.4	2:37.837		8								

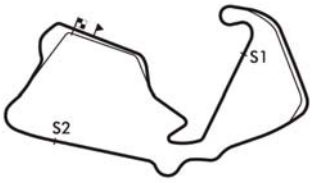

Session Start: 10:52:03 - Finish: 11:10:04
Weather/Track Conditions: Overcast / Dry
Circuit: Silverstone Historic Grand Prix
Track Length: 5.857 Km - 3.6394 miles
Printed: 20-07-2018 - 11:17

MST
Results: www.mstworld.com. Live Timing: https://livetiming.getraceresults.com/mst. Email: timing@mstworld.com

Silverstone Classic - 20 - 22 Jul 2018

FJHRA Historic Formula Junior Period F

Qualifying for Race 4 - Sector Analysis

44 Iain Rowley (E1) — Lotus 22

lap	Sect-1	Speed	Sect-2	Speed	Sect-3	Speed	Laptime	Pit	lap	Sect-1	Speed	Sect-2	Speed	Sect-3	Speed	Laptime	Pit
1	1:05.980	106.5	1:17.937	122.7	30.526	87.8	2:54.443		4	47.995	112.6	1:15.103	123.1	28.357	87.7	2:31.455	
2	49.241	112.4	1:16.301	122.0	30.315	86.5	2:35.857		5	47.370	114.1	1:43.245	59.9	41.356	61.0	3:11.971	
3	48.413	112.2	1:16.051	121.4	29.169	86.5	2:33.633		6								

48 John Delane (D2) — Lotus 18

lap	Sect-1	Speed	Sect-2	Speed	Sect-3	Speed	Laptime	Pit	lap	Sect-1	Speed	Sect-2	Speed	Sect-3	Speed	Laptime	Pit
1	49.142	105.0	1:19.544	126.1	29.701	86.1	2:38.387		5	48.454	116.5	1:15.877	124.3	29.725	81.5	2:34.056	
2	47.188	114.9	1:16.162	124.3	28.227	84.4	2:31.577		6	47.933	117.1	1:15.809	123.1	27.967	90.0	2:31.709	
3	50.229	114.5	1:15.235	122.0	28.722	86.0	2:34.186		7	47.476	116.1	1:14.309	124.0	28.054	87.4	2:29.839	
4	48.838	114.7	1:15.312	124.0	28.482	86.4	2:32.632		8								

49 Martin Mchugh (D2) — North Star Mk1

lap	Sect-1	Speed	Sect-2	Speed	Sect-3	Speed	Laptime	Pit	lap	Sect-1	Speed	Sect-2	Speed	Sect-3	Speed	Laptime	Pit
1	56.293	93.5	1:25.798	108.6	33.870	74.4	2:55.961		4	55.242	99.7	1:27.690	108.1	33.814	73.7	2:56.746	
2	55.822	94.3	1:26.822	107.5	34.894	76.3	2:57.538		5	55.040	102.5	1:23.802	109.7	33.390	73.2	2:52.232	
3	56.950	98.8	1:26.989	109.1	34.139	74.2	2:58.078		6	56.248	100.2	1:25.368	110.4	32.984	75.3	2:54.600	

50 Dr David Innes (E1) — Lola Mk5A

lap	Sect-1	Speed	Sect-2	Speed	Sect-3	Speed	Laptime	Pit	lap	Sect-1	Speed	Sect-2	Speed	Sect-3	Speed	Laptime	Pit
1	57.599	100.9	1:22.232	117.9	32.701	77.9	2:52.532		4	50.623	105.7	1:20.424	121.4	30.742	84.7	2:41.789	
2	54.302	106.7	1:22.101	121.8	30.803	82.2	2:47.206		5	51.917	100.0	1:21.113	120.5	30.467	80.5	2:43.497	
3	52.191	112.0	1:21.872	120.5	30.907	84.5	2:44.970		6	50.505	107.7	1:22.864	118.1	31.355	82.7	2:44.724	

53 Sam Wilson (E1) — Lotus 20/22

lap	Sect-1	Speed	Sect-2	Speed	Sect-3	Speed	Laptime	Pit	lap	Sect-1	Speed	Sect-2	Speed	Sect-3	Speed	Laptime	Pit
1							2:21.145		4							2:22.238	
2							5:02.665		5							2:23.363	
3							2:25.022		6								

55 Christopher Drake (D2) — Elva 300

lap	Sect-1	Speed	Sect-2	Speed	Sect-3	Speed	Laptime	Pit	lap	Sect-1	Speed	Sect-2	Speed	Sect-3	Speed	Laptime	Pit
1	47.033	115.3	1:14.275	125.7	28.003	89.6	2:29.311		5	46.841	113.0	1:15.072	125.9	28.519	92.9	2:30.432	
2	46.048	114.9	1:14.287	125.2	27.707	91.9	2:28.042		6	46.215	118.1	1:14.478	124.7	27.303	92.6	2:27.996	
3	1:11.894	112.2	1:13.904	125.0	27.864	92.1	2:53.662		7	45.392	118.6	1:13.677	127.1	28.205	85.3	2:27.274	
4	46.948	114.7	1:14.196	126.9	28.305	92.3	2:29.449		8								

57 Jonathan Milicevic (E1) — Merlyn Mk5/7

lap	Sect-1	Speed	Sect-2	Speed	Sect-3	Speed	Laptime	Pit	lap	Sect-1	Speed	Sect-2	Speed	Sect-3	Speed	Laptime	Pit
1	49.975	113.7	1:13.411	126.6	27.545	94.7	2:30.931		5	46.240	117.3	1:12.804	124.3	26.480	93.5	2:25.524	
2	44.824	116.1	1:11.989	123.8	26.330	92.6	2:23.143		6	45.584	114.1	1:12.052	122.2	26.940	92.9	2:24.576	
3	46.533	113.6	1:13.579	122.9	27.159	92.4	2:27.271		7	45.403	115.1	1:13.371	121.1	26.751	91.6	2:25.525	
4	49.461	117.1	1:12.533	124.0	26.793	93.2	2:28.787		8								

58 Richard Smeeton (E1) — Wainer 63

lap	Sect-1	Speed	Sect-2	Speed	Sect-3	Speed	Laptime	Pit	lap	Sect-1	Speed	Sect-2	Speed	Sect-3	Speed	Laptime	Pit
1	47.189	106.5	1:17.303	125.0	30.556	78.3	2:35.048		5	47.008	116.3	1:13.539	125.0	27.465	89.4	2:28.012	
2	50.679	113.9	1:15.523	125.0	27.724	89.8	2:33.926		6	46.419	115.3	1:15.629	124.3	27.881	90.3	2:29.929	
3	47.461	115.1	1:14.451	124.7	29.117	86.4	2:31.029		7	46.073	117.3	1:13.695	124.0	27.228	91.3	2:26.996	
4	47.436	117.1	1:13.140	127.1	27.994	90.0	2:28.570		8								

59 Robin Longdon (D2) — Lola Mk3

lap	Sect-1	Speed	Sect-2	Speed	Sect-3	Speed	Laptime	Pit	lap	Sect-1	Speed	Sect-2	Speed	Sect-3	Speed	Laptime	Pit
1	53.502	104.5	1:18.750	113.6	29.426	81.3	2:41.678		4	49.326	109.7	1:16.524	120.5	29.490	79.7	2:35.340	
2	1:07.679	103.7	1:16.415	119.8	29.039	85.1	2:53.133		5	48.869	112.0	1:15.976	122.2	28.752	87.0	2:33.597	
3	49.179	108.1	1:17.322	122.5	29.280	84.5	2:35.781		6	47.906	112.6	1:16.298	120.5	29.614	87.2	2:33.818	

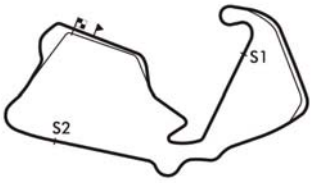

Session Start: 10:52:03 - Finish: 11:10:04
Weather/Track Conditions: Overcast / Dry
Circuit: Silverstone Historic Grand Prix
Track Length: 5.857 Km - 3.6394 miles
Printed: 20-07-2018 - 11:17

MST
Results: www.mstworld.com. Live Timing: https://livetiming.getraceresults.com/mst. Email: timing@mstworld.com

Silverstone Classic - 20 - 22 Jul 2018

FJHRA Historic Formula Junior Period F

Qualifying for Race 4 - Sector Analysis

61 Simon Diffey (E1) — Lotus 20

lap	Sect-1	Speed	Sect-2	Speed	Sect-3	Speed	Laptime	Pit	lap	Sect-1	Speed	Sect-2	Speed	Sect-3	Speed	Laptime	Pit
1	47.057	108.2	1:13.900	124.0	27.580	91.9	2:28.537		5	45.644	116.5	1:12.966	122.5	27.044	90.3	2:25.654	
2	45.420	116.3	1:12.749	123.4	27.017	89.1	2:25.186		6	46.308	115.9	1:13.539	121.1	26.909	87.8	2:26.756	
3	46.297	115.7	1:13.184	122.9	27.122	90.9	2:26.603		7	45.744	114.3	1:12.571	121.4	27.107	92.3	2:25.422	
4	47.407	115.3	1:12.962	122.7	27.043	89.8	2:27.412		8								

62 Andrew Beaumont (E1) — Lotus 22

lap	Sect-1	Speed	Sect-2	Speed	Sect-3	Speed	Laptime	Pit	lap	Sect-1	Speed	Sect-2	Speed	Sect-3	Speed	Laptime	Pit
1	56.420	84.9	1:24.333	100.0	29.801	86.5	2:50.554		5	46.100	118.6	1:15.283	128.3	27.632	88.2	2:29.015	
2	46.705	117.5	1:15.255	125.9	27.800	90.6	2:29.760		6	47.318	116.3	1:13.806	125.7	28.244	78.4	2:29.368	
3	50.035	116.1	1:14.095	127.8	27.921	90.0	2:32.051		7	47.026	117.9	1:14.323	127.3	27.292	90.9	2:28.641	
4	48.960	116.7	1:14.046	126.4	27.366	92.8	2:30.372		8								

65 Richard Ferris (E1) — Donford FJ

lap	Sect-1	Speed	Sect-2	Speed	Sect-3	Speed	Laptime	Pit	lap	Sect-1	Speed	Sect-2	Speed	Sect-3	Speed	Laptime	Pit
1	1:04.838	75.0	1:35.913	76.2	35.593	72.7	3:16.344		3	1:05.741	68.3	1:36.995	76.1	35.540	74.7	3:18.276	
2	1:01.013	73.1	1:37.954	76.3	37.811	63.4	3:16.778		4	1:00.441	74.7	1:35.380	76.3	36.225	62.4	3:12.046	

66 Cameron Jackson (E1) — Brabham BT2

lap	Sect-1	Speed	Sect-2	Speed	Sect-3	Speed	Laptime	Pit	lap	Sect-1	Speed	Sect-2	Speed	Sect-3	Speed	Laptime	Pit

67 Anthony Binnington (E1) — Cooper T67

lap	Sect-1	Speed	Sect-2	Speed	Sect-3	Speed	Laptime	Pit	lap	Sect-1	Speed	Sect-2	Speed	Sect-3	Speed	Laptime	Pit
1	59.931	78.4	1:33.762	89.5	32.826	77.6	3:06.519		4	53.755	95.5	1:23.536	106.5	32.050	72.2	2:49.341	
2	56.583	89.5	1:27.639	99.9	31.652	76.4	2:55.874		5	52.485	103.2	1:20.477	108.6	29.669	83.2	2:42.631	
3	55.405	96.0	1:27.018	105.8	30.429	82.2	2:52.852		6	50.313	105.8	1:21.219	111.3	29.002	88.7	2:40.534	

68 James Murray (E1) — Lola Mk5A

lap	Sect-1	Speed	Sect-2	Speed	Sect-3	Speed	Laptime	Pit	lap	Sect-1	Speed	Sect-2	Speed	Sect-3	Speed	Laptime	Pit
1	46.579	107.9	1:15.150	126.9	26.666	93.7	2:28.395		5	45.720	120.9	1:11.923	125.7	26.284	90.7	2:23.927	
2	44.370	119.4	1:12.395	127.8	27.435	91.9	2:24.200		6	45.187	119.4	1:12.490	125.2	26.350	94.0	2:24.027	
3	47.094	120.1	1:12.911	127.3	26.276	92.7	2:26.281		7	45.393	117.5	1:13.523	125.0	26.502	93.2	2:25.418	
4	45.620	118.8	1:11.710	129.3	27.223	84.0	2:24.553		8								

69 Stuart Roach (E1) — Alexis Mk4

lap	Sect-1	Speed	Sect-2	Speed	Sect-3	Speed	Laptime	Pit	lap	Sect-1	Speed	Sect-2	Speed	Sect-3	Speed	Laptime	Pit
1	46.618	114.9	1:13.928	124.5	26.908	92.3	2:27.454		5	45.646	116.1	1:13.041	125.2	26.367	92.1	2:25.054	
2	45.650	116.9	1:12.817	125.7	27.059	91.4	2:25.526		6	45.177	118.6	1:12.644	123.1	26.291	93.1	2:24.112	
3	47.283	114.7	1:12.643	125.9	26.813	91.4	2:26.739		7	45.096	116.9	1:13.174	123.8	26.801	92.4	2:25.071	
4	46.076	116.3	1:12.344	124.5	26.857	88.4	2:25.277		8								

71 James Hicks (D2) — Caravelle Mk3

lap	Sect-1	Speed	Sect-2	Speed	Sect-3	Speed	Laptime	Pit	lap	Sect-1	Speed	Sect-2	Speed	Sect-3	Speed	Laptime	Pit
1							2:35.136		4							2:34.854	
2							7:41.780		5							2:29.775	
3							2:35.475		6								

72 Tom De Gres (E2) — Cooper T59

lap	Sect-1	Speed	Sect-2	Speed	Sect-3	Speed	Laptime	Pit	lap	Sect-1	Speed	Sect-2	Speed	Sect-3	Speed	Laptime	Pit
1	1:16.304	102.6	1:20.930	116.1	32.884	76.9	3:10.118		4	52.691	106.0	1:21.266	115.5	32.595	81.2	2:46.552	
2	53.876	96.0	1:23.660	114.3	32.922	81.5	2:50.458		5	52.179	103.9	1:20.419	116.7	30.996	82.7	2:43.594	
3	55.101	101.2	1:22.371	107.0	32.137	77.7	2:49.609		6	51.124	108.4	1:19.733	116.1	30.681	79.6	2:41.538	

73 Peter Anstiss (E1) — Lotus 20/22

lap	Sect-1	Speed	Sect-2	Speed	Sect-3	Speed	Laptime	Pit	lap	Sect-1	Speed	Sect-2	Speed	Sect-3	Speed	Laptime	Pit
1	52.860	103.4	1:19.595	114.1	31.892	80.3	2:44.347		4	50.434	105.2	1:17.371	121.8	29.795	82.2	2:37.600	
2	49.691	111.5	1:17.205	120.9	29.452	86.6	2:36.348		5	49.112	112.0	1:18.653	120.3	29.965	86.1	2:37.730	
3	48.976	113.0	1:18.654	120.7	31.997	80.0	2:39.627		6	48.653	111.8	1:18.648	121.4	29.880	84.4	2:37.181	

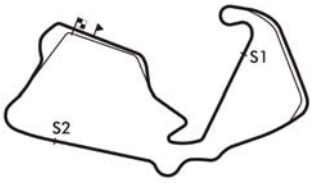

Session Start: 10:52:03 - Finish: 11:10:04
Weather/Track Conditions: Overcast / Dry
Circuit: Silverstone Historic Grand Prix
Track Length: 5.857 Km - 3.6394 miles

Printed: 20-07-2018 - 11:17

Silverstone Classic - 20 - 22 Jul 2018

FJHRA Historic Formula Junior Period F

Qualifying for Race 4 - Sector Analysis

74 Benn Tilley (E1) — Lola Mk5

lap	Sect-1	Speed	Sect-2	Speed	Sect-3	Speed	Laptime	Pit	lap	Sect-1	Speed	Sect-2	Speed	Sect-3	Speed	Laptime	Pit
1	47.677	112.6	1:15.038	126.4	29.766	76.1	2:32.481		5	45.731	116.9	1:12.379	126.1	29.187	83.6	2:27.297	
2	48.818	113.2	1:12.493	126.6	27.403	84.4	2:28.714		6	46.369	116.9	1:13.696	124.7	26.656	93.2	2:26.721	
3	46.387	116.3	1:13.040	127.8	27.275	87.7	2:26.702		7	45.747	118.1	1:13.182	124.3	27.323	88.4	2:26.252	
4	46.245	116.3	1:12.319	124.7	26.839	89.5	2:25.403		8								

75 Peter Morton (E1) — Lightning Envoyette

lap	Sect-1	Speed	Sect-2	Speed	Sect-3	Speed	Laptime	Pit	lap	Sect-1	Speed	Sect-2	Speed	Sect-3	Speed	Laptime	Pit
1	45.858	105.5	1:13.282	130.3	27.575	94.5	2:26.715		5	45.141	121.1	1:13.265	126.6	26.211	94.7	2:24.617	
2	45.283	121.6	1:11.894	128.1	26.650	94.0	2:23.827		6	44.989	115.9	1:11.147	127.8	26.457	94.7	2:22.593	
3	46.476	117.7	1:12.546	127.6	26.999	87.7	2:26.021		7	44.581	120.3	1:11.669	127.3	27.705	94.7	2:23.955	
4	48.273	117.1	1:12.271	126.4	27.190	92.4	2:27.734		8								

76 Simon Durling (E1) — Lotus 22

lap	Sect-1	Speed	Sect-2	Speed	Sect-3	Speed	Laptime	Pit	lap	Sect-1	Speed	Sect-2	Speed	Sect-3	Speed	Laptime	Pit
1	52.984	97.5	1:20.224	116.9	30.922	82.7	2:44.130		4	52.152	110.4	1:18.431	119.0	33.088	80.8	2:43.671	
2	50.004	102.1	1:18.158	119.0	30.169	80.0	2:38.331		5	52.177	108.4	1:19.282	118.6	28.985	88.5	2:40.444	
3	49.835	107.0	1:17.577	118.6	30.546	79.0	2:37.958		6	49.013	112.0	1:17.001	118.6	29.565	89.4	2:35.579	

78 Peter Froude (E1) — Lotus 22

lap	Sect-1	Speed	Sect-2	Speed	Sect-3	Speed	Laptime	Pit	lap	Sect-1	Speed	Sect-2	Speed	Sect-3	Speed	Laptime	Pit
1							2:45.814		4							2:41.768	
2							2:42.044		5							2:42.279	
3							5:22.232		6								

80 Nicholas Fennell (E1) — Lotus 27

lap	Sect-1	Speed	Sect-2	Speed	Sect-3	Speed	Laptime	Pit	lap	Sect-1	Speed	Sect-2	Speed	Sect-3	Speed	Laptime	Pit
1	45.832	88.1	1:13.740	127.8	26.614	87.8	2:26.186		5	45.247	119.2	1:11.907	125.7	26.501	93.6	2:23.655	
2	44.417	120.5	1:11.964	126.6	26.507	92.3	2:22.888		6	45.401	119.4	1:12.289	126.6	27.536	94.7	2:25.226	
3	45.229	119.4	1:11.256	127.8	27.946	86.8	2:24.431		7	45.641	119.6	1:13.946	123.1	26.941	93.3	2:26.528	
4	45.965	119.6	1:11.623	126.1	27.330	90.3	2:24.918		8								

82 Andrew Garside (E1) — Lotus 20

lap	Sect-1	Speed	Sect-2	Speed	Sect-3	Speed	Laptime	Pit	lap	Sect-1	Speed	Sect-2	Speed	Sect-3	Speed	Laptime	Pit
1	47.778	116.9	1:14.852	124.5	28.014	92.7	2:30.644		5	49.049	105.2	1:16.077	126.1	28.069	93.2	2:33.195	
2	45.689	117.1	1:13.312	125.0	27.327	92.9	2:26.328		6	45.939	117.1	1:12.957	126.9	27.814	81.0	2:26.710	
3	46.080	117.5	1:13.375	127.1	26.990	92.3	2:26.445		7	48.916	103.6	1:15.719	118.8	30.090	88.2	2:34.725	
4	47.916	115.7	1:15.326	126.9	28.514	86.8	2:31.756		8								

83 Martin Walford (E1) — Lotus 22

lap	Sect-1	Speed	Sect-2	Speed	Sect-3	Speed	Laptime	Pit	lap	Sect-1	Speed	Sect-2	Speed	Sect-3	Speed	Laptime	Pit
1	46.167	115.3	1:13.708	125.9	27.861	93.3	2:27.736		4	47.969	119.0	1:12.680	126.6	27.018	93.6	2:27.667	
2	45.280	113.6	1:12.983	129.8	27.189	93.2	2:25.452		5	46.040	120.1	1:13.256	129.8	27.317	93.1	2:26.613	
3	46.052	121.4	1:12.590	128.8	27.378	92.8	2:26.020		6								

84 Mark Woodhouse (E1) — Brabham BT6

lap	Sect-1	Speed	Sect-2	Speed	Sect-3	Speed	Laptime	Pit	lap	Sect-1	Speed	Sect-2	Speed	Sect-3	Speed	Laptime	Pit
1	50.571	106.9	1:17.487	124.0	29.094	88.9	2:37.152		5	46.506	117.5	1:13.427	125.0	28.084	88.2	2:28.017	
2	47.597	111.8	1:15.739	126.4	29.459	88.9	2:32.795		6	46.364	116.9	1:14.055	125.2	27.234	92.2	2:27.653	
3	52.946	117.3	1:13.809	125.4	28.117	90.4	2:34.872		7	46.144	114.5	1:14.018	123.8	27.643	89.0	2:27.805	
4	47.718	115.1	1:13.755	126.4	27.225	86.7	2:28.698		8								

87 Pierre Guichard (D2) — Lynx T3

lap	Sect-1	Speed	Sect-2	Speed	Sect-3	Speed	Laptime	Pit	lap	Sect-1	Speed	Sect-2	Speed	Sect-3	Speed	Laptime	Pit
1	51.026	105.5	1:18.854	123.8	30.167	83.9	2:40.047		4	47.496	110.7	1:16.126	122.7	31.917	81.2	2:35.539	
2	50.078	97.0	1:17.888	126.9	30.318	86.8	2:38.284		5	48.499	108.2	1:15.958	126.6	29.226	87.8	2:33.683	
3	48.646	107.0	1:17.354	126.1	29.287	86.9	2:35.287		6	47.411	110.7	1:16.559	126.6	32.064	89.1	2:36.034	

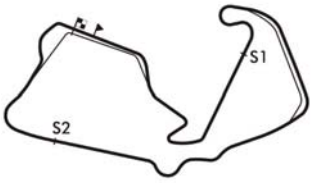

Session Start: 10:52:03 - Finish: 11:10:04
Weather/Track Conditions: Overcast / Dry
Circuit: Silverstone Historic Grand Prix
Track Length: 5.857 Km - 3.6394 miles
Printed: 20-07-2018 - 11:17

MST
Results: www.mstworld.com. Live Timing: https://livetiming.getraceresults.com/mst. Email: timing@mstworld.com

Silverstone Classic - 20 - 22 Jul 2018

FJHRA Historic Formula Junior Period F

Qualifying for Race 4 - Sector Analysis

92 Westie Mitchell (E1) — De Tomaso 63

lap	Sect-1	Speed	Sect-2	Speed	Sect-3	Speed	Laptime	Pit	lap	Sect-1	Speed	Sect-2	Speed	Sect-3	Speed	Laptime	Pit
1	45.851	117.7	1:12.907	129.1	27.046	92.7	2:25.804		5	45.159	120.1	1:11.494	128.6	26.296	93.9	2:22.949	
2	44.702	119.2	1:11.623	128.8	26.782	93.7	2:23.107		6	45.334	119.4	1:10.775	128.1	26.535	95.6	2:22.644	
3	45.694	118.6	1:11.111	130.1	27.624	89.1	2:24.429		7	44.376	121.1	1:11.655	130.8	26.458	94.9	2:22.489	
4	45.042	119.4	1:11.671	128.6	26.432	95.5	2:23.145		8								

93 Michael Hibberd (E1) — Lotus 22

lap	Sect-1	Speed	Sect-2	Speed	Sect-3	Speed	Laptime	Pit	lap	Sect-1	Speed	Sect-2	Speed	Sect-3	Speed	Laptime	Pit
1	47.311	114.3	1:15.588	125.9	27.711	91.9	2:30.610		5	46.991	116.9	1:15.114	125.9	27.726	92.3	2:29.831	
2	45.820	117.1	1:14.640	126.9	27.527	91.3	2:27.987		6	46.029	117.5	1:14.603	126.4	28.859	90.9	2:29.491	
3	49.781	116.5	1:14.042	126.4	27.203	93.1	2:31.026		7	46.304	116.3	1:13.748	125.7	27.757	90.8	2:27.809	
4	46.906	117.3	1:14.519	126.6	27.563	90.6	2:28.988		8								

96 Malcolm Wishart (E2) — Cooper T65

lap	Sect-1	Speed	Sect-2	Speed	Sect-3	Speed	Laptime	Pit	lap	Sect-1	Speed	Sect-2	Speed	Sect-3	Speed	Laptime	Pit
1	55.802	100.6	1:26.802	106.4	34.396	72.6	2:57.000		2								

97 Hans Ciers (D2) — Lotus 20

lap	Sect-1	Speed	Sect-2	Speed	Sect-3	Speed	Laptime	Pit	lap	Sect-1	Speed	Sect-2	Speed	Sect-3	Speed	Laptime	Pit
1	57.656	87.6	1:28.853	109.3	34.028	71.2	3:00.537		4	57.987	93.1	1:27.496	107.4	35.451	72.1	3:00.934	
2	59.213	91.6	1:27.715	99.9	33.910	73.7	3:00.838		5	57.444	87.4	1:28.748	104.7	33.385	71.0	2:59.577	
3	59.255	90.3	1:28.493	101.1	34.271	68.3	3:02.019		6	54.448	100.2	1:32.203	105.5	34.855	73.9	3:01.506	

98 Chris Merrick (E1) — Cooper T59

lap	Sect-1	Speed	Sect-2	Speed	Sect-3	Speed	Laptime	Pit	lap	Sect-1	Speed	Sect-2	Speed	Sect-3	Speed	Laptime	Pit
1	50.069	98.8	1:17.705	114.7	30.104	82.8	2:37.878		5	49.216	114.1	1:17.333	120.3	29.384	77.4	2:35.933	
2	48.672	110.6	1:17.421	120.1	29.403	82.6	2:35.496		6	48.685	112.4	1:20.922	119.8	29.639	82.5	2:39.246	
3	49.961	112.4	1:17.321	121.8	29.159	84.6	2:36.441		7	49.341	110.9	1:16.844	119.4	28.754	84.8	2:34.939	
4	50.691	106.4	1:18.112	122.9	28.734	84.7	2:37.537		8								

99 Mark Shaw (E1) — Brabham BT6

lap	Sect-1	Speed	Sect-2	Speed	Sect-3	Speed	Laptime	Pit	lap	Sect-1	Speed	Sect-2	Speed	Sect-3	Speed	Laptime	Pit
1	49.684	117.3	1:13.621	129.8	27.189	93.2	2:30.494		5	48.003	115.9	1:12.235	128.3	27.501	93.2	2:27.739	
2	44.355	118.8	1:11.345	127.3	26.669	93.3	2:22.369		6	45.080	120.3	1:11.986	128.8	26.702	94.3	2:23.768	
3	57.792	86.9	1:18.765	113.4	30.922	90.9	2:47.479		7	44.861	119.0	1:12.026	125.9	26.452	92.8	2:23.339	
4	48.956	113.9	1:14.054	126.9	29.442	87.0	2:32.452		8								

122 Adrian Russell (E1) — Lotus 22

lap	Sect-1	Speed	Sect-2	Speed	Sect-3	Speed	Laptime	Pit	lap	Sect-1	Speed	Sect-2	Speed	Sect-3	Speed	Laptime	Pit
1	48.081	116.3	1:14.370	126.6	28.673	89.0	2:31.124		3	48.710	116.5	1:14.047	125.7	27.711	88.7	2:30.468	
2	47.477	115.5	1:13.545	124.7	27.706	87.8	2:28.728		4								

127 Martin Bullock (D2) — Wren FJ

lap	Sect-1	Speed	Sect-2	Speed	Sect-3	Speed	Laptime	Pit	lap	Sect-1	Speed	Sect-2	Speed	Sect-3	Speed	Laptime	Pit
1	48.091	113.4	1:14.752	126.6	28.589	90.2	2:31.432		5	46.388	115.3	1:14.651	129.1	28.464	93.2	2:29.503	
2	45.836	117.9	1:14.294	120.7	28.326	90.0	2:28.456		6	54.745	113.0	1:13.254	124.5	28.387	90.6	2:36.386	
3	47.820	116.1	1:13.614	121.4	28.445	91.8	2:29.879		7	46.897	115.7	1:13.472	125.4	28.188	88.5	2:28.557	
4	45.882	116.1	1:14.393	123.6	28.250	92.6	2:28.525		8								

150 David Watkins (D2) — Elfin FJ

lap	Sect-1	Speed	Sect-2	Speed	Sect-3	Speed	Laptime	Pit	lap	Sect-1	Speed	Sect-2	Speed	Sect-3	Speed	Laptime	Pit
1							5:21.293		3							2:36.796	
2							2:38.135		4								

161 Phil Foulkes (E1) — Lotus 20/22

lap	Sect-1	Speed	Sect-2	Speed	Sect-3	Speed	Laptime	Pit	lap	Sect-1	Speed	Sect-2	Speed	Sect-3	Speed	Laptime	Pit
1	1:15.649	101.8	1:27.894	108.9	35.722	62.1	3:19.265		4	56.541	103.4	1:24.985	107.2	32.358	72.5	2:53.884	
2	55.829	102.9	1:25.527	109.3	33.367	67.0	2:54.723		5	53.903	103.7	1:24.126	108.8	31.591	67.2	2:49.620	
3	56.166	104.9	1:26.271	110.0	32.545	68.1	2:54.982		6	52.900	103.6	1:25.216	107.4	30.371	80.3	2:48.487	

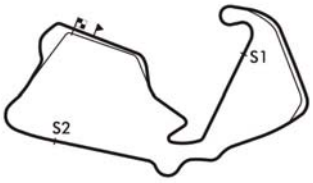

Session Start: 10:52:03 - Finish: 11:10:04
Weather/Track Conditions: Overcast / Dry
Circuit: Silverstone Historic Grand Prix
Track Length: 5.857 Km - 3.6394 miles
Printed: 20-07-2018 - 11:17

MST
Results: www.mstworld.com. Live Timing: https://livetiming.getraceresults.com/mst. Email: timing@mstworld.com

Silverstone Classic - 20 - 22 Jul 2018

FJHRA Historic Formula Junior Period F

Qualifying for Race 4 - Sector Analysis

163 Gregoire Audi (E1) — Lotus 22

lap	Sect-1	Speed	Sect-2	Speed	Sect-3	Speed	Laptime	Pit	lap	Sect-1	Speed	Sect-2	Speed	Sect-3	Speed	Laptime	Pit
1	49.348	102.1	1:17.878	122.7	29.156	88.7	2:36.382		5	50.138	110.9	1:15.922	121.8	28.702	84.4	2:34.762	
2	47.126	110.2	1:16.007	122.2	28.207	90.6	2:31.340		6	48.806	113.0	1:14.216	122.5	27.777	90.8	2:30.799	
3	49.644	114.1	1:14.793	122.2	27.949	89.0	2:32.386		7	47.116	114.7	1:15.128	123.4	28.710	88.1	2:30.954	
4	49.070	114.5	1:14.688	122.7	28.490	90.7	2:32.248		8								

166 Sharon Adelman (E1) — Brabham BT6

lap	Sect-1	Speed	Sect-2	Speed	Sect-3	Speed	Laptime	Pit	lap	Sect-1	Speed	Sect-2	Speed	Sect-3	Speed	Laptime	Pit
1	49.431	114.9	1:20.438	120.5	33.563	80.7	2:43.432		4	51.416	110.9	1:19.160	122.0	33.390	78.9	2:43.966	
2	50.463	114.1	1:19.809	118.4	32.861	80.8	2:43.133		5	51.705	106.5	1:21.397	123.1	33.271	82.7	2:46.373	
3	53.132	104.9	1:19.854	123.4	33.794	76.2	2:46.780		6	51.391	105.7	1:20.206	121.8	32.437	86.0	2:44.034	

167 Richard Tarling (D1) — Lotus 20

lap	Sect-1	Speed	Sect-2	Speed	Sect-3	Speed	Laptime	Pit	lap	Sect-1	Speed	Sect-2	Speed	Sect-3	Speed	Laptime	Pit
1	48.680	103.2	1:17.976	117.7	33.724	72.4	2:40.380		4	47.382	111.8	1:14.323	116.7	27.575	89.7	2:29.280	
2	59.354	95.2	1:16.826	118.1	27.603	89.0	2:43.783		5	47.069	108.4	1:14.337	115.5	27.350	89.4	2:28.756	
3	47.455	108.1	1:14.136	117.5	27.750	88.1	2:29.341		6								

179 Pietro Vergnano (E1) — Brabham BT6

lap	Sect-1	Speed	Sect-2	Speed	Sect-3	Speed	Laptime	Pit	lap	Sect-1	Speed	Sect-2	Speed	Sect-3	Speed	Laptime	Pit
1	53.238	101.8	1:19.343	123.6	29.617	82.3	2:42.198		4	48.838	115.3	1:16.906	124.3	28.983	84.8	2:34.727	
2	49.824	109.3	3:12.414	111.7	29.825	86.3	4:32.063	P	5	48.297	114.7	1:14.618	124.5	28.194	86.7	2:31.109	
3	50.179	109.8	1:16.003	123.4	29.173	85.3	2:35.355		6	47.066	115.1	1:14.450	124.0	28.593	89.6	2:30.109	

181 Gregory Thornton (E1) — Lotus 22

lap	Sect-1	Speed	Sect-2	Speed	Sect-3	Speed	Laptime	Pit	lap	Sect-1	Speed	Sect-2	Speed	Sect-3	Speed	Laptime	Pit
1							2:25.072		4							2:27.169	
2							2:26.345		5							2:24.843	
3							2:27.735		6							2:23.924	

183 Jonathan Fyda (D2) — U2 Mk3

lap	Sect-1	Speed	Sect-2	Speed	Sect-3	Speed	Laptime	Pit	lap	Sect-1	Speed	Sect-2	Speed	Sect-3	Speed	Laptime	Pit
1	48.446	98.0	1:16.890	124.5	29.335	88.1	2:34.671		5	46.988	115.7	1:16.199	121.8	28.604	89.0	2:31.791	
2	47.309	108.8	1:17.354	124.0	28.015	89.8	2:32.678		6	48.713	111.1	1:16.030	124.0	28.116	88.0	2:32.859	
3	50.120	104.9	1:15.969	124.5	28.278	90.1	2:34.367		7	48.163	107.7	1:16.272	122.2	28.529	90.1	2:32.964	
4	48.157	114.5	1:15.364	124.5	28.967	89.4	2:32.488		8								

196 Timothy De Silva (E1) — Brabham BT2

lap	Sect-1	Speed	Sect-2	Speed	Sect-3	Speed	Laptime	Pit	lap	Sect-1	Speed	Sect-2	Speed	Sect-3	Speed	Laptime	Pit
1	44.609	120.1	1:11.377	127.6	26.409	92.4	2:22.395		5	44.722	123.6	1:13.438	128.6	26.791	90.3	2:24.951	
2	44.230	120.7	1:10.563	129.1	26.855	87.0	2:21.648		6	46.284	120.9	1:11.725	128.8	26.595	93.9	2:24.604	
3	1:08.477	106.2	2:18.039	130.8	27.533	88.4	3:54.049	P	7	44.576	122.0	1:11.171	127.8	27.457	90.4	2:23.204	
4	45.905	121.1	1:12.778	130.3	26.206	94.0	2:24.889		8								

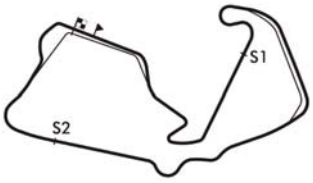

Session Start: 10:52:03 - Finish: 11:10:04
Weather/Track Conditions: Overcast / Dry
Circuit: Silverstone Historic Grand Prix
Track Length: 5.857 Km - 3.6394 miles
Printed: 20-07-2018 - 11:17

MST
Results: www.mstworld.com. Live Timing: https://livetiming.getraceresults.com/mst. Email: timing@mstworld.com

Silverstone Classic - 20 - 22 Jul 2018

FJHRA Historic Formula Junior Period F

Qualifying for Race 4 - Best Sector Times

	SECTOR 1			SECTOR 2			SECTOR 3		
	NO	TIME	LAP	NO	TIME	LAP	NO	TIME	LAP
1	196	44.230	2	196	1:10.563	2	196	26.206	4
2	99	44.355	2	92	1:10.775	6	75	26.211	5
3	68	44.370	2	75	1:11.147	6	68	26.276	3
4	92	44.376	7	80	1:11.256	3	69	26.291	6
5	80	44.417	2	99	1:11.345	2	92	26.296	5
6	75	44.581	7	68	1:11.710	4	57	26.330	2
7	57	44.824	2	57	1:11.989	2	99	26.452	7
8	69	45.096	7	74	1:12.319	4	80	26.501	5
9	83	45.280	2	69	1:12.344	4	74	26.656	6
10	55	45.392	7	5	1:12.460	6	61	26.909	6
11	61	45.420	2	61	1:12.571	7	5	26.929	2
12	5	45.573	7	83	1:12.590	3	82	26.990	3
13	82	45.689	2	82	1:12.957	6	83	27.018	4
14	27	45.715	5	27	1:13.124	7	93	27.203	3
15	74	45.731	5	58	1:13.140	4	84	27.225	4
16	93	45.820	2	127	1:13.254	6	58	27.228	7
17	127	45.836	2	84	1:13.427	5	62	27.292	7
18	58	46.073	7	122	1:13.545	2	55	27.303	6
19	62	46.100	5	55	1:13.677	7	27	27.332	7
20	84	46.144	7	93	1:13.748	7	167	27.350	5
21	2	46.880	2	62	1:13.806	6	122	27.706	2
22	183	46.988	5	167	1:14.136	3	163	27.777	6
23	179	47.066	6	163	1:14.216	6	48	27.967	6
24	167	47.069	5	48	1:14.309	7	183	28.015	2
25	163	47.116	7	179	1:14.450	6	2	28.088	2
26	48	47.188	2	2	1:14.953	2	127	28.188	7
27	44	47.370	5	44	1:15.103	4	179	28.194	5
28	87	47.411	6	183	1:15.364	4	44	28.357	4
29	122	47.477	2	87	1:15.958	5	42	28.692	7
30	59	47.906	6	59	1:15.976	5	98	28.734	4
31	73	48.653	6	42	1:16.773	7	59	28.752	5
32	98	48.672	2	98	1:16.844	7	76	28.985	5
33	76	49.013	6	76	1:17.001	6	67	29.002	6
34	42	49.255	5	73	1:17.205	2	87	29.226	5
35	166	49.431	1	166	1:19.160	4	73	29.452	2
36	12	50.193	5	12	1:19.621	3	161	30.371	6
37	67	50.313	6	72	1:19.733	6	50	30.467	5
38	50	50.505	6	50	1:20.424	4	12	30.665	6
39	72	51.124	6	67	1:20.477	5	72	30.681	6
40	22	52.267	5	23	1:22.986	1	23	31.172	1
41	23	52.669	2	22	1:23.311	5	22	32.168	5
42	161	52.900	6	49	1:23.802	5	33	32.177	1
43	97	54.448	6	161	1:24.126	5	166	32.437	6
44	49	55.040	5	33	1:25.380	3	49	32.984	6
45	33	55.368	2	96	1:26.802	1	97	33.385	5
46	96	55.802	1	97	1:27.496	4	96	34.396	1
47	6	59.254	4	6	1:34.044	1	65	35.540	3

IDEAL / BEST LAP COMPARISON

NO	NAME	BEST	IN	IDEAL	DIFF
53	Sam Wilson	2:21.145	1		+
196	Timothy De Silva	2:21.648	2	2:20.999	+0.649
99	Mark Shaw	2:22.369	2	2:22.152	+0.217
92	Westie Mitchell	2:22.489	7	2:21.447	+1.042
75	Peter Morton	2:22.593	6	2:21.939	+0.654
80	Nicholas Fennell	2:22.888	2	2:22.174	+0.714
57	Jonathan Milicevic	2:23.143	2	2:23.143	+0.000
181	Gregory Thornton	2:23.924	6		+
68	James Murray	2:23.927	5	2:22.356	+1.571
69	Stuart Roach	2:24.112	6	2:23.731	+0.381
61	Simon Diffey	2:25.186	2	2:24.900	+0.286
5	Andy Willis	2:25.401	2	2:24.962	+0.439
74	Benn Tilley	2:25.403	4	2:24.706	+0.697
83	Martin Walford	2:25.452	2	2:24.888	+0.564
82	Andrew Garside	2:26.328	2	2:25.636	+0.692
27	Richard Wilson	2:26.841	7	2:26.171	+0.670
58	Richard Smeeton	2:26.996	7	2:26.441	+0.555
55	Christopher Drake	2:27.274	7	2:26.372	+0.902
84	Mark Woodhouse	2:27.653	6	2:26.796	+0.857
93	Michael Hibberd	2:27.809	7	2:26.771	+1.038
127	Martin Bullock	2:28.456	2	2:27.278	+1.178
62	Andrew Beaumont	2:28.641	7	2:27.198	+1.443
122	Adrian Russell	2:28.728	2	2:28.728	+0.000
167	Richard Tarling	2:28.756	5	2:28.555	+0.201
71	James Hicks	2:29.775	5		+
48	John Delane	2:29.839	7	2:29.464	+0.375
2	Charlie Jones Best	2:29.921	2	2:29.921	+0.000
179	Pietro Vergnano	2:30.109	6	2:29.710	+0.399
163	Gregoire Audi	2:30.799	6	2:29.109	+1.690
44	Iain Rowley	2:31.455	4	2:30.830	+0.625
183	Jonathan Fyda	2:31.791	5	2:30.367	+1.424
59	Robin Longdon	2:33.597	5	2:32.634	+0.963
87	Pierre Guichard	2:33.683	5	2:32.595	+1.088
98	Chris Merrick	2:34.939	7	2:34.250	+0.689
76	Simon Durling	2:35.579	6	2:34.999	+0.580
73	Peter Anstiss	2:36.348	2	2:35.310	+1.038
150	David Watkins	2:36.796	3		+
42	Martin Aubert	2:36.808	5	2:34.720	+2.088
12	Keith Pickering	2:40.516	6	2:40.479	+0.037
67	Anthony Binnington	2:40.534	6	2:39.792	+0.742
72	Tom De Gres	2:41.538	6	2:41.538	+0.000
78	Peter Froude	2:41.768	4		+
50	Dr David Innes	2:41.789	4	2:41.396	+0.393
166	Sharon Adelman	2:43.133	2	2:41.028	+2.105
22	Jeffrey Anderson	2:47.746	5	2:47.746	+0.000
161	Phil Foulkes	2:48.487	6	2:47.397	+1.090
23	Keith Roach	2:49.730	1	2:46.827	+2.903

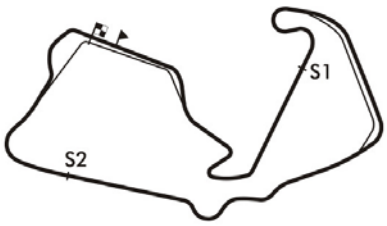

Session Start: 10:52:03 - Finish: 11:10:04
Weather/Track Conditions: Overcast / Dry
Circuit: Silverstone Historic Grand Prix
Track Length: 5.857 Km - 3.6394 miles

Printed: 20-07-2018 - 11:18

Silverstone Classic - 20 - 22 Jul 2018

FJHRA Historic Formula Junior Period F

Qualifying for Race 4 - Best Sector Times

48	65	1:00.441	4	65	1:35.380	4	6	36.466	3
49	53			53			53		
50	66			66			66		
51	71			71			71		
52	78			78			78		
53	150			150			150		
54	181			181			181		

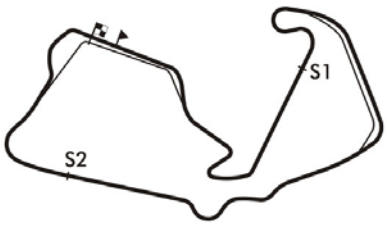

Session Start: 10:52:03 - Finish: 11:10:04
Weather/Track Conditions: Overcast / Dry
Circuit: Silverstone Historic Grand Prix
Track Length: 5.857 Km - 3.6394 miles

Printed: 20-07-2018 - 11:18

Silverstone Classic - 20 - 22 Jul 2018

FJHRA Historic Formula Junior Period F

Qualifying for Race 4 - Best Sector Times

49	Martin Mchugh	2:52.232	5	2:51.826	+0.406
33	Stuart Tizzard	2:53.542	2	2:52.925	+0.617
96	Malcolm Wishart	2:57.000	1	2:57.000	+0.000
97	Hans Ciers	2:59.577	5	2:55.329	+4.248
65	Richard Ferris	3:12.046	4	3:11.361	+0.685
6	Allan Conway	3:16.020	1	3:09.764	+6.256
66	Cameron Jackson				+

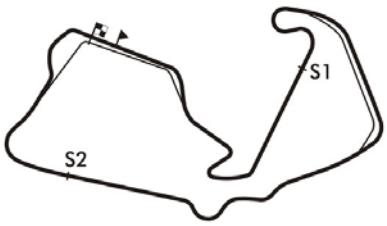

Session Start: 10:52:03 - Finish: 11:10:04
Weather/Track Conditions: Overcast / Dry
Circuit: Silverstone Historic Grand Prix
Track Length: 5.857 Km - 3.6394 miles

Printed: 20-07-2018 - 11:18

Silverstone Classic - 20 - 22 Jul 2018

FJHRA Historic Formula Junior Period F

Qualifying for Race 4 - Best Sector Speeds

	NO	SECTOR 1	MPH	NO	SECTOR 2	MPH	NO	SECTOR 3	MPH
1	196	Timothy De Silva	123.6	92	Westie Mitchell	130.8	92	Westie Mitchell	95.6
2	75	Peter Morton	121.6	196	Timothy De Silva	130.8	57	Jonathan Milicevic	94.7
3	83	Martin Walford	121.4	75	Peter Morton	130.3	75	Peter Morton	94.7
4	92	Westie Mitchell	121.1	83	Martin Walford	129.8	80	Nicholas Fennell	94.7
5	68	James Murray	120.9	99	Mark Shaw	129.8	99	Mark Shaw	94.3
6	80	Nicholas Fennell	120.5	68	James Murray	129.3	68	James Murray	94.0
7	99	Mark Shaw	120.3	127	Martin Bullock	129.1	196	Timothy De Silva	94.0
8	27	Richard Wilson	119.0	62	Andrew Beaumont	128.3	27	Richard Wilson	93.6
9	55	Christopher Drake	118.6	74	Benn Tilley	127.8	83	Martin Walford	93.6
10	62	Andrew Beaumont	118.6	80	Nicholas Fennell	127.8	74	Benn Tilley	93.2
11	69	Stuart Roach	118.6	5	Andy Willis	127.1	82	Andrew Garside	93.2
12	74	Benn Tilley	118.1	55	Christopher Drake	127.1	127	Martin Bullock	93.2
13	127	Martin Bullock	117.9	58	Richard Smeeton	127.1	69	Stuart Roach	93.1
14	5	Andy Willis	117.7	82	Andrew Garside	127.1	93	Michael Hibberd	93.1
15	82	Andrew Garside	117.5	27	Richard Wilson	126.9	5	Andy Willis	92.9
16	84	Mark Woodhouse	117.5	87	Pierre Guichard	126.9	55	Christopher Drake	92.9
17	93	Michael Hibberd	117.5	93	Michael Hibberd	126.9	62	Andrew Beaumont	92.8
18	57	Jonathan Milicevic	117.3	57	Jonathan Milicevic	126.6	61	Simon Diffey	92.3
19	58	Richard Smeeton	117.3	122	Adrian Russell	126.6	84	Mark Woodhouse	92.2
20	48	John Delane	117.1	84	Mark Woodhouse	126.4	58	Richard Smeeton	91.3
21	61	Simon Diffey	116.5	48	John Delane	126.1	163	Gregoire Audi	90.8
22	122	Adrian Russell	116.5	69	Stuart Roach	125.9	183	Jonathan Fyda	90.1
23	183	Jonathan Fyda	115.7	179	Pietro Vergnano	124.5	2	Charlie Jones Best	90.0
24	179	Pietro Vergnano	115.3	183	Jonathan Fyda	124.5	48	John Delane	90.0
25	42	Martin Aubert	115.1	61	Simon Diffey	124.0	167	Richard Tarling	89.7
26	166	Sharon Adelman	114.9	163	Gregoire Audi	123.4	179	Pietro Vergnano	89.6
27	163	Gregoire Audi	114.7	166	Sharon Adelman	123.4	76	Simon Durling	89.4
28	2	Charlie Jones Best	114.1	2	Charlie Jones Best	123.1	87	Pierre Guichard	89.4
29	44	Iain Rowley	114.1	44	Iain Rowley	123.1	122	Adrian Russell	89.0
30	98	Chris Merrick	114.1	98	Chris Merrick	122.9	67	Anthony Binnington	88.7
31	73	Peter Anstiss	113.0	59	Robin Longdon	122.5	44	Iain Rowley	87.8
32	59	Robin Longdon	112.6	22	Jeffrey Anderson	122.2	42	Martin Aubert	87.4
33	50	Dr David Innes	112.0	42	Martin Aubert	122.0	59	Robin Longdon	87.2
34	76	Simon Durling	112.0	50	Dr David Innes	121.8	73	Peter Anstiss	86.6
35	167	Richard Tarling	111.8	73	Peter Anstiss	121.8	12	Keith Pickering	86.1
36	12	Keith Pickering	111.7	12	Keith Pickering	119.6	166	Sharon Adelman	86.0
37	87	Pierre Guichard	110.7	76	Simon Durling	119.0	98	Chris Merrick	84.8
38	72	Tom De Gres	108.4	167	Richard Tarling	118.1	50	Dr David Innes	84.7
39	67	Anthony Binnington	105.8	72	Tom De Gres	116.7	33	Stuart Tizzard	84.0
40	161	Phil Foulkes	104.9	67	Anthony Binnington	111.3	23	Keith Roach	83.2

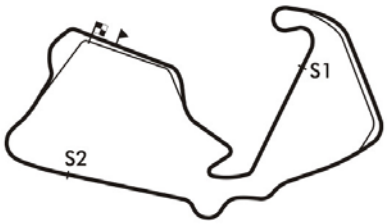

Session Start: 10:52:03 - Finish: 11:10:04
Weather/Track Conditions: Overcast / Dry
Circuit: Silverstone Historic Grand Prix
Track Length: 5.857 Km - 3.6394 miles
Printed: 20-07-2018 - 11:18

Silverstone Classic - 20 - 22 Jul 2018

FJHRA Historic Formula Junior Period F

Qualifying for Race 4 - Best Sector Speeds

41	23	Keith Roach	103.1	23	Keith Roach	110.9	72	Tom De Gres	82.7
42	49	Martin Mchugh	102.5	49	Martin Mchugh	110.4	22	Jeffrey Anderson	81.5
43	96	Malcolm Wishart	100.6	161	Phil Foulkes	110.0	161	Phil Foulkes	80.3
44	97	Hans Ciers	100.2	33	Stuart Tizzard	109.8	49	Martin Mchugh	76.3
45	22	Jeffrey Anderson	98.1	97	Hans Ciers	109.3	65	Richard Ferris	74.7
46	33	Stuart Tizzard	94.1	96	Malcolm Wishart	106.4	97	Hans Ciers	73.9
47	6	Allan Conway	92.2	6	Allan Conway	99.9	96	Malcolm Wishart	72.6
48	65	Richard Ferris	75.0	65	Richard Ferris	76.3	6	Allan Conway	69.2
49	53	Sam Wilson	0.0	53	Sam Wilson	0.0	53	Sam Wilson	0.0
50	66	Cameron Jackson	0.0	66	Cameron Jackson	0.0	66	Cameron Jackson	0.0
51	71	James Hicks	0.0	71	James Hicks	0.0	71	James Hicks	0.0
52	78	Peter Froude	0.0	78	Peter Froude	0.0	78	Peter Froude	0.0
53	150	David Watkins	0.0	150	David Watkins	0.0	150	David Watkins	0.0
54	181	Gregory Thornton	0.0	181	Gregory Thornton	0.0	181	Gregory Thornton	0.0

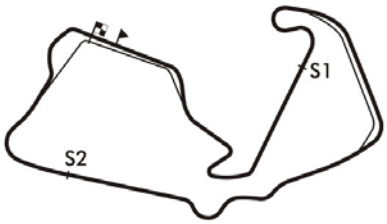

Session Start: 10:52:03 - Finish: 11:10:04
Weather/Track Conditions: Overcast / Dry
Circuit: Silverstone Historic Grand Prix
Track Length: 5.857 Km - 3.6394 miles
Printed: 20-07-2018 - 11:18

Silverstone Classic - 20 - 22 Jul 2018

Denny Hulme Trophy For Historic Formula Junior Period F

Race 4 - Starting Grid

Sheet No:

Start Time : 12:35 - Heat Duration : 20 Minutes

27	53	6	Allan Conway	54	66	Cameron Jackson
26	51	97	Hans Ciers	52	65	Richard Ferris
25	49	33	Stuart Tizzard	50	96	Malcolm Wishart
24	47	23	Keith Roach	48	49	Martin Mchugh
23	45	22	Jeffrey Anderson	46	161	Phil Foulkes
22	43	50	Dr David Innes	44	166	Sharon Adelman
21	41	72	Tom De Gres	42	78	Peter Froude
20	39	12	Keith Pickering	40	67	Anthony Binnington
19	37	150	David Watkins	38	42	Martin Aubert
18	35	76	Simon Durling	36	73	Peter Anstiss
17	33	87	Pierre Guichard	34	98	Chris Merrick
16	31	183	Jonathan Fyda	32	59	Robin Longdon
15	29	163	Gregoire Audi	30	44	Iain Rowley
14	27	2	Charlie Jones Best	28	179	Pietro Vergnano
13	25	71	James Hicks	26	48	John Delane
12	23	122	Adrian Russell	24	167	Richard Tarling
11	21	127	Martin Bullock	22	62	Andrew Beaumont

Circuit: Silverstone Historic Grand Prix
Track Length: 5.857 Km - 3.6394 miles

These results are provisional until the conclusion of any judicial and technical matters.

Clerk of the Course:	Timekeeper:	Issued at:
Julian Floyd	Nick Palmer	

Printed : 20-07-2018 - 14:45

Silverstone Classic - 20 - 22 Jul 2018

Denny Hulme Trophy For Historic Formula Junior Period F

Race 4 - Starting Grid

Sheet No:

Start Time : 12:35 - Heat Duration : 20 Minutes

ROW							
10	19	84	Mark Woodhouse	20	93	Michael Hibberd
9	17	58	Richard Smeeton	18	55	Christopher Drake
8	15	82	Andrew Garside	16	27	Richard Wilson
7	13	74	Benn Tilley	14	83	Martin Walford
6	11	61	Simon Diffey	12	5	Andy Willis
5	9	68	James Murray	10	69	Stuart Roach
4	7	57	Jonathan Milicevic	8	181	Gregory Thornton
3	5	75	Peter Morton	6	80	Nicholas Fennell
2	3	99	Mark Shaw	4	92	Westie Mitchell
1	1	53	Sam Wilson	2	196	Timothy De Silva

Pole Right

Circuit: Silverstone Historic Grand Prix
Track Length: 5.857 Km - 3.6394 miles

These results are provisional until the conclusion of any judicial and technical matters.

Clerk of the Course:	Timekeeper:	Issued at:
Julian Floyd	Nick Palmer	

Printed : 20-07-2018 - 14:45

Silverstone Classic - 20 - 22 Jul 2018

Jochen Rindt Trophy For Historic Formula Junior Period F

Race 12 - Starting Grid

Sheet No:

Start Time : 09:03 - Heat Duration : 20 Minutes

25	49	6	Allan Conway	50	66	Cameron Jackson
24	47	97	Hans Ciers	48	65	Richard Ferris
23	45	49	Martin Mchugh	46	96	Malcolm Wishart
22	43	161	Phil Foulkes	44	23	Keith Roach
21	41	166	Sharon Adelman	42	22	Jeffrey Anderson
20	39	78	Peter Froude	40	50	Dr David Innes
19	37	67	Anthony Binnington	38	72	Tom De Gres
18	35	42	Martin Aubert	36	12	Keith Pickering
17	33	73	Peter Anstiss	34	150	David Watkins
16	31	98	Chris Merrick	32	76	Simon Durling
15	29	59	Robin Longdon	30	87	Pierre Guichard
14	27	44	Iain Rowley	28	183	Jonathan Fyda
13	25	179	Pietro Vergnano	26	163	Gregoire Audi
12	23	48	John Delane	24	2	Charlie Jones Best
11	21	167	Richard Tarling	22	71	James Hicks
10	19	62	Andrew Beaumont	20	122	Adrian Russell
9	17	93	Michael Hibberd	18	127	Martin Bullock

Cars 5, 33, 68, 92 withdrawn

Circuit: Silverstone Historic Grand Prix
Track Length: 5.857 Km - 3.6394 miles

These results are provisional until the conclusion of any judicial and technical matters.

Clerk of the Course:	Timekeeper:	Issued at:
Julian Floyd	Nick Palmer	

Printed : 21-07-2018 - 19:39

Silverstone Classic - 20 - 22 Jul 2018

Jochen Rindt Trophy For Historic Formula Junior Period F

Race 12 - Starting Grid

Sheet No:

Start Time : 09:03 - Heat Duration : 20 Minutes

ROW							
8	15	55	Christopher Drake	16	84	Mark Woodhouse
7	13	27	Richard Wilson	14	58	Richard Smeeton
6	11	83	Martin Walford	12	82	Andrew Garside
5	9	61	Simon Diffey	10	74	Benn Tilley
4	7	181	Gregory Thornton	8	69	Stuart Roach
3	5	80	Nicholas Fennell	6	57	Jonathan Milicevic
2	3	99	Mark Shaw	4	75	Peter Morton
1	1	53	Sam Wilson	2	196	Timothy De Silva

Pole Right

Cars 5, 33, 68, 92 withdrawn

Circuit: Silverstone Historic Grand Prix
Track Length: 5.857 Km - 3.6394 miles

These results are provisional until the conclusion of any judicial and technical matters.

Clerk of the Course:	Timekeeper:	Issued at:
Julian Floyd	Nick Palmer	

Silverstone Classic - 20 - 22 Jul 2018

Denny Hulme Trophy For Historic Formula Junior Period F

Race 4 - Classification

Sheet No:

POS	NO	DRIVER/S	CLASS	CLASS POS	CAR MAKE / MODEL	TIME	LAPS	GAP	DIFF	MPH	BEST	ON
1	53	Sam Wilson	E1	1	Lotus 20/22	21:50.950	8	-- 8 laps --		79.95	2:21.212	4
2	196	Timothy De Silva	E1	2	Brabham BT2	21:51.745	8	0.795	0.795	79.90	2:21.312	6
3	57	Jonathan Milicevic	E1	3	Merlyn Mk5/7	21:51.299	8	0.349		79.93	2:22.833	5
4	99	Mark Shaw	E1	4	Brabham BT6	21:52.641	8	1.691	1.342	79.85	2:23.506	4
5	74	Benn Tilley	E1	5	Lola Mk5	21:52.832	8	1.882	0.191	79.83	2:23.242	4
6	181	Gregory Thornton	E1	6	Lotus 22	21:53.064	8	2.114	0.232	79.82	2:24.019	4
7	66	Cameron Jackson	E1	7	Brabham BT2	21:53.583	8	2.633	0.519	79.79	2:20.165	4
8	75	Peter Morton	E1	8	Lightning Envoyette	23:00.636	8	1:09.686	1:07.053	75.91	2:23.128	4
9	69	Stuart Roach	E1	9	Alexis Mk4	23:00.964	8	1:10.014	0.328	75.89	2:23.979	3
10	61	Simon Diffey	E1	10	Lotus 20	23:01.485	8	1:10.535	0.521	75.87	2:25.368	4
11	80	Nicholas Fennell	E1	11	Lotus 27	23:03.746	8	1:12.796	2.261	75.75	2:24.179	3
12	58	Richard Smeeton	E1	12	Wainer 63	23:04.343	8	1:13.393	0.597	75.71	2:27.153	6
13	55	Christopher Drake	D2	1	Elva 300	23:05.328	8	1:14.378	0.985	75.66	2:26.945	3
14	62	Andrew Beaumont	E1	13	Lotus 22	23:07.016	8	1:16.066	1.688	75.56	2:27.646	3
15	93	Michael Hibberd	E1	14	Lotus 22	23:05.888	8	1:14.938		75.63	2:27.846	5
16	84	Mark Woodhouse	E1	15	Brabham BT6	23:07.849	8	1:16.899	1.961	75.52	2:26.924	3
17	82	Andrew Garside	E1	16	Lotus 20	23:08.912	8	1:17.962	1.063	75.46	2:29.084	3
18	183	Jonathan Fyda	D2	2	U2 Mk3	23:09.554	8	1:18.604	0.642	75.43	2:29.775	5
19	179	Pietro Vergnano	E1	17	Brabham BT6	23:11.204	8	1:20.254	1.650	75.34	2:29.586	5
20	167	Richard Tarling	D1	1	Lotus 20	23:12.344	8	1:21.394	1.140	75.27	2:31.071	5
21	71	James Hicks	D2	3	Caravelle Mk3	23:12.607	8	1:21.657	0.263	75.26	2:30.593	5
22	163	Gregoire Audi	E1	18	Lotus 22	23:13.243	8	1:22.293	0.636	75.23	2:28.881	5
23	59	Robin Longdon	D2	4	Lola Mk3	23:14.544	8	1:23.594	1.301	75.15	2:31.361	3
24	87	Pierre Guichard	D2	5	Lynx T3	23:15.605	8	1:24.655	1.061	75.10	2:30.569	5
25	83	Martin Walford	E1	19	Lotus 22	23:16.665	8	1:25.715	1.060	75.04	2:27.838	3
26	27	Richard Wilson	E1	20	Lotus 27	23:17.453	8	1:26.503	0.788	75.00	2:30.234	3
27	2	Charlie Jones Best	E1	21	Lotus 20/22	23:17.930	8	1:26.980	0.477	74.97	2:32.074	5
28	44	Iain Rowley	E1	22	Lotus 22	23:18.823	8	1:27.873	0.893	74.92	2:30.676	5
29	48	John Delane	D2	6	Lotus 18	23:19.915	8	1:28.965	1.092	74.87	2:32.490	3
30	98	Chris Merrick	E1	23	Cooper T59	23:20.440	8	1:29.490	0.525	74.84	2:31.845	5
31	73	Peter Anstiss	E1	24	Lotus 20/22	23:21.103	8	1:30.153	0.663	74.81	2:32.203	5
32	122	Adrian Russell	E1	25	Lotus 22	23:21.529	8	1:30.579	0.426	74.78	2:27.938	3
33	76	Simon Durling	E1	26	Lotus 22	23:21.971	8	1:31.021	0.442	74.76	2:35.951	4
34	42	Martin Aubert	D2	7	Lotus 20	23:22.883	8	1:31.933	0.912	74.71	2:36.480	5
35	72	Tom De Gres	E2	1	Cooper T59	23:23.336	8	1:32.386	0.453	74.69	2:36.333	5
36	50	Dr David Innes	E1	27	Lola Mk5A	23:25.140	8	1:34.190	1.804	74.59	2:42.896	5
37	22	Jeffrey Anderson	E1	28	Lotus 20/22	23:26.276	8	1:35.326	1.136	74.53	2:42.761	5
38	23	Keith Roach	D2	8	Condor S3	21:54.450	7	-- 7 laps --	2:26.358	69.77	2:44.569	5
39	166	Sharon Adelman	E1	29	Brabham BT6	21:57.700	7	3.250	3.250	69.60	2:47.186	5

Cars 57 & 93 - 1 position penalty (overtaking under safety car)
Car 78 - 30 second penalty applied (No working transponder - Q12.2.1 refers).

Car 33 - Non starter

Session Start: 12:29:17 - Finish: 12:51:05
Weather/Track Conditions: Overcast / Dry
Circuit: Silverstone Historic Grand Prix
Track Length: 5.857 Km - 3.6394 miles

These results are provisional until the conclusion of any judicial and technical matters.

Clerk of the Course:	Timekeeper:	Issued at:
Julian Floyd	Nick Palmer	

Silverstone Classic - 20 - 22 Jul 2018

Denny Hulme Trophy For Historic Formula Junior Period F

Race 4 - Classification

Sheet No:

40	161	Phil Foulkes	E1	30	Lotus 20/22	21:58.321	7	3.871	0.621	69.56	2:47.602	5
41	78	Peter Froude	E1	31	Lotus 22	22:26.671	7	32.221	28.350	68.10	2:37.981	5
42	49	Martin Mchugh	D2	9	North Star Mk1	23:01.948	7	1:07.498	35.277	66.36	2:51.389	5
43	96	Malcolm Wishart	E2	2	Cooper T65	23:02.429	7	1:07.979	0.481	66.34	2:50.625	5
44	97	Hans Ciers	D2	10	Lotus 20	23:03.293	7	1:08.843	0.864	66.29	2:53.103	2
45	65	Richard Ferris	E1	32	Donford FJ	23:10.558	7	1:16.108	7.265	65.95	2:58.790	5
					---------- NOT CLASSIFIED ----------							
DNF	68	James Murray	E1		Lola Mk5A	12:06.984	5	-- 5 laps --		90.11	2:23.341	4
DNF	67	Anthony Binnington	E1		Cooper T67	8:00.754	3	-- 3 laps --	40.719	81.75	2:34.765	3
DNF	6	Allan Conway	D2		Gemini Mk3A	7:15.555	2	-- 2 laps --	1:49.566	60.15	3:34.464	2
DNF	92	Westie Mitchell	E1		De Tomaso 63							
DNF	5	Andy Willis	E1		Lotus 20/22							
DNF	127	Martin Bullock	D2		Wren FJ							
DNF	150	David Watkins	D2		Elfin FJ							
DNF	12	Keith Pickering	D2		Alexis Mk3							

---------- FASTEST LAP SUMMARY ----------

NO	DRIVER/S	CLASS	CAR MAKE / MODEL	FASTEST LAP	ON	MPH
66	Cameron Jackson	E1	Brabham BT2	2:20.165	4	93.47
55	Christopher Drake	D2	Elva 300	2:26.945	3	89.16
167	Richard Tarling	D1	Lotus 20	2:31.071	5	86.73
72	Tom De Gres	E2	Cooper T59	2:36.333	5	83.81

Cars 57 & 93 - 1 position penalty (overtaking under safety car)
Car 78 - 30 second penalty applied (No working transponder - Q12.2.1 refers).

Car 33 - Non starter

Session Start: 12:29:17 - Finish: 12:51:05
Weather/Track Conditions: Overcast / Dry
Circuit: Silverstone Historic Grand Prix
Track Length: 5.857 Km - 3.6394 miles

These results are provisional until the conclusion of any judicial and technical matters.

Clerk of the Course:	Timekeeper:	Issued at:
Julian Floyd	Nick Palmer	

Silverstone Classic - 20 - 22 Jul 2018

Denny Hulme Trophy For Historic Formula Junior Period F

Race 4 - Sector Analysis

2 Charlie Jones Best (E1) — Lotus 20/22

lap	Sect-1	Speed	Sect-2	Speed	Sect-3	Speed	Laptime	Pit	lap	Sect-1	Speed	Sect-2	Speed	Sect-3	Speed	Laptime	Pit
1		113.2	1:16.475	125.2	28.846	88.2	2:39.085		5	47.843	115.1	1:15.227	121.4	29.004	86.3	2:32.074	
2	48.827	115.5	1:17.540	123.1	29.403	86.3	2:35.770		6	49.223	102.1	1:18.175	82.2	30.858	89.4	2:38.256	
3	48.142	115.9	1:15.669	124.0	29.463	88.3	2:33.274		7	49.596	97.8	2:04.779	39.4	50.439	48.7	3:44.814	
4	49.012	114.3	1:15.510	122.5	29.166	89.7	2:33.688		8	1:14.800	44.7	1:58.023	43.7	48.146	59.2	4:00.969	

5 Andy Willis (E1) — Lotus 20/22

lap	Sect-1	Speed	Sect-2	Speed	Sect-3	Speed	Laptime	Pit	lap	Sect-1	Speed	Sect-2	Speed	Sect-3	Speed	Laptime	Pit

6 Allan Conway (D2) — Gemini Mk3A

lap	Sect-1	Speed	Sect-2	Speed	Sect-3	Speed	Laptime	Pit	lap	Sect-1	Speed	Sect-2	Speed	Sect-3	Speed	Laptime	Pit
1		90.1	1:50.327	88.7	37.193	66.9	3:41.091		2	1:04.831	81.4	1:43.921	87.8	45.712	57.4	3:34.464	

12 Keith Pickering (D2) — Alexis Mk3

lap	Sect-1	Speed	Sect-2	Speed	Sect-3	Speed	Laptime	Pit	lap	Sect-1	Speed	Sect-2	Speed	Sect-3	Speed	Laptime	Pit

22 Jeffrey Anderson (E1) — Lotus 20/22

lap	Sect-1	Speed	Sect-2	Speed	Sect-3	Speed	Laptime	Pit	lap	Sect-1	Speed	Sect-2	Speed	Sect-3	Speed	Laptime	Pit
1		100.8	1:22.716	120.5	32.700	78.3	2:57.913		5	50.415	103.9	1:20.085	118.1	32.261	81.6	2:42.761	
2	51.023	93.6	1:23.013	120.7	32.686	81.7	2:46.722		6	50.646	90.4	1:21.743	120.7	31.993	83.0	2:44.382	
3	52.106	93.2	1:21.708	120.1	31.711	83.1	2:45.525		7	51.884	85.3	1:21.610	113.7	33.472	73.6	2:46.966	
4	50.635	94.9	1:21.018	120.1	32.170	82.8	2:43.823		8	1:12.134	51.6	1:56.503	44.3	49.547	55.4	3:58.184	

23 Keith Roach (D2) — Condor S3

lap	Sect-1	Speed	Sect-2	Speed	Sect-3	Speed	Laptime	Pit	lap	Sect-1	Speed	Sect-2	Speed	Sect-3	Speed	Laptime	Pit
1		95.7	1:23.588	111.7	31.096	78.8	2:58.904		5	52.529	102.8	1:21.698	110.4	30.342	81.0	2:44.569	
2	51.385	97.4	1:23.602	109.7	32.001	76.9	2:46.988		6	52.830	89.1	1:56.817	56.9	47.327	45.4	3:36.974	
3	53.206	95.9	1:24.588	109.8	30.686	82.7	2:48.480		7	1:20.660	48.5	2:09.623	57.3	42.366	57.9	4:12.649	
4	51.763	98.7	1:23.470	109.8	30.653	83.2	2:45.886		8								

27 Richard Wilson (E1) — Lotus 27

lap	Sect-1	Speed	Sect-2	Speed	Sect-3	Speed	Laptime	Pit	lap	Sect-1	Speed	Sect-2	Speed	Sect-3	Speed	Laptime	Pit
1		113.0	1:15.213	126.1	47.116	90.3	2:52.135		5	47.732	116.3	1:15.036	125.2	27.809	92.4	2:30.577	
2	46.475	114.9	1:17.425	123.4	28.287	91.4	2:32.187		6	46.709	101.5	1:17.773	112.6	27.856	88.9	2:32.338	
3	48.300	114.3	1:14.329	124.0	27.605	88.7	2:30.234		7	49.454	106.7	2:06.190	44.0	51.312	40.9	3:46.956	
4	47.522	113.4	1:15.705	124.3	27.990	91.3	2:31.217		8	1:15.193	47.2	1:58.089	42.3	48.527	53.6	4:01.809	

42 Martin Aubert (D2) — Lotus 20

lap	Sect-1	Speed	Sect-2	Speed	Sect-3	Speed	Laptime	Pit	lap	Sect-1	Speed	Sect-2	Speed	Sect-3	Speed	Laptime	Pit
1		94.4	1:22.140	118.4	30.459	85.8	2:52.790		5	48.746	111.8	1:18.435	116.7	29.299	86.7	2:36.480	
2	50.041	108.2	1:21.791	119.2	29.703	84.5	2:41.535		6	48.639	108.6	1:21.985	108.2	32.241	81.0	2:42.865	
3	49.393	111.7	1:19.593	118.6	29.859	85.5	2:38.845		7	53.160	88.5	1:31.418	35.9	48.432	65.1	3:13.010	
4	49.520	108.4	1:19.203	117.3	29.540	86.5	2:38.263		8	1:14.056	56.2	1:56.034	43.7	49.005	60.3	3:59.095	

44 Iain Rowley (E1) — Lotus 22

lap	Sect-1	Speed	Sect-2	Speed	Sect-3	Speed	Laptime	Pit	lap	Sect-1	Speed	Sect-2	Speed	Sect-3	Speed	Laptime	Pit
1		95.7	1:18.034	124.7	29.691	85.2	2:44.516		5	46.922	117.5	1:15.040	123.1	28.714	89.1	2:30.676	
2	48.022	113.4	1:17.407	125.4	29.531	87.8	2:34.960		6	48.010	101.5	1:19.261	89.6	33.449	82.3	2:40.720	
3	46.861	113.4	1:16.541	125.7	29.384	89.0	2:32.786		7	50.861	107.4	2:02.340	34.3	48.862	48.0	3:42.063	
4	47.625	115.1	1:15.714	124.3	28.642	91.7	2:31.981		8	1:15.306	45.8	1:57.357	44.2	48.458	59.1	4:01.121	

48 John Delane (D2) — Lotus 18

lap	Sect-1	Speed	Sect-2	Speed	Sect-3	Speed	Laptime	Pit	lap	Sect-1	Speed	Sect-2	Speed	Sect-3	Speed	Laptime	Pit
1		110.6	1:18.133	123.6	29.555	77.3	2:41.122		5	47.930	115.3	1:16.872	123.8	27.981	86.6	2:32.783	
2	48.810	109.1	1:18.520	122.9	29.144	84.9	2:36.474		6	47.908	115.5	1:16.374	114.5	33.659	79.6	2:37.941	
3	47.743	115.7	1:16.575	123.6	28.172	86.5	2:32.490		7	51.093	96.8	2:02.044	32.9	49.104	44.9	3:42.241	
4	50.735	116.1	1:16.263	124.0	28.319	86.3	2:35.317		8	1:15.124	50.0	1:57.467	42.1	48.956	54.2	4:01.547	

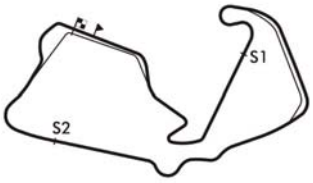

Session Start: 12:29:17 - Finish: 12:51:05
Weather/Track Conditions: Overcast / Dry
Circuit: Silverstone Historic Grand Prix
Track Length: 5.857 Km - 3.6394 miles
Printed: 21-07-2018 - 13:28

MST
Results: www.mstworld.com. Live Timing: https://livetiming.getraceresults.com/mst. Email: timing@mstworld.com

Silverstone Classic - 20 - 22 Jul 2018

Denny Hulme Trophy For Historic Formula Junior Period F

Race 4 - Sector Analysis

49 Martin Mchugh (D2) — North Star Mk1

lap	Sect-1	Speed	Sect-2	Speed	Sect-3	Speed	Laptime	Pit	lap	Sect-1	Speed	Sect-2	Speed	Sect-3	Speed	Laptime	Pit
1		92.2	1:26.433	107.5	33.717	71.8	3:09.843		5	53.617	101.8	1:24.050	109.5	33.722	72.2	2:51.389	
2	55.809	97.7	1:25.291	108.1	33.627	71.5	2:54.727		6	58.228	86.3	2:24.214	38.4	56.865	49.6	4:19.307	
3	54.500	96.4	1:25.121	108.6	33.501	73.9	2:53.122		7	1:15.350	48.3	1:59.753	62.3	45.722	52.0	4:00.825	
4	55.524	97.7	1:24.043	108.2	33.168	73.8	2:52.735		8								

50 Dr David Innes (E1) — Lola Mk5A

lap	Sect-1	Speed	Sect-2	Speed	Sect-3	Speed	Laptime	Pit	lap	Sect-1	Speed	Sect-2	Speed	Sect-3	Speed	Laptime	Pit
1		107.4	1:22.688	119.4	31.378	81.3	2:55.646		5	50.675	105.5	1:20.766	119.0	31.455	82.5	2:42.896	
2	51.546	100.3	1:23.429	115.7	31.527	79.7	2:46.502		6	51.944	87.6	1:23.596	118.1	31.480	82.5	2:47.020	
3	51.357	102.1	1:21.493	116.1	31.420	80.2	2:44.270		7	52.460	96.7	1:22.102	117.7	33.226	75.5	2:47.788	
4	50.807	108.4	1:20.759	118.8	31.523	81.3	2:43.089		8	1:11.790	53.8	1:56.011	41.0	50.128	58.1	3:57.929	

53 Sam Wilson (E1) — Lotus 20/22

lap	Sect-1	Speed	Sect-2	Speed	Sect-3	Speed	Laptime	Pit	lap	Sect-1	Speed	Sect-2	Speed	Sect-3	Speed	Laptime	Pit
1		121.1	1:11.587	125.7	26.234	91.2	2:22.472		5	44.230	118.4	1:11.152	126.4	26.930	93.1	2:22.312	
2	44.228	118.8	1:11.644	125.9	26.555	92.4	2:22.427		6	44.277	120.1	1:11.197	127.1	26.045	94.5	2:21.519	
3	44.049	119.2	1:11.596	125.9	26.691	93.3	2:22.336		7	43.993	104.4	1:55.309	59.5	48.124	47.0	3:27.426	
4	43.872	119.6	1:11.333	126.4	26.007	93.7	2:21.212		8	1:20.037	49.2	2:07.270	57.0	43.939	59.5	4:11.246	

55 Christopher Drake (D2) — Elva 300

lap	Sect-1	Speed	Sect-2	Speed	Sect-3	Speed	Laptime	Pit	lap	Sect-1	Speed	Sect-2	Speed	Sect-3	Speed	Laptime	Pit
1		109.7	1:17.560	125.9	28.914	93.1	2:37.282		5	45.867	115.1	1:13.536	127.1	27.846	91.3	2:27.249	
2	46.069	111.1	1:15.685	127.3	28.403	83.7	2:30.157		6	45.496	110.9	1:14.896	116.9	30.099	88.1	2:30.491	
3	45.507	119.4	1:13.836	126.1	27.602	90.8	2:26.945		7	48.114	100.3	2:19.600	36.8	56.754	53.6	4:04.468	
4	45.710	114.5	1:14.501	123.4	28.276	91.1	2:28.487		8	1:15.161	44.3	1:59.053	58.3	46.035	55.8	4:00.249	

57 Jonathan Milicevic (E1) — Merlyn Mk5/7

lap	Sect-1	Speed	Sect-2	Speed	Sect-3	Speed	Laptime	Pit	lap	Sect-1	Speed	Sect-2	Speed	Sect-3	Speed	Laptime	Pit
1		114.7	1:13.452	122.7	26.574	91.7	2:27.507		5	44.596	116.1	1:11.835	122.7	26.402	93.3	2:22.833	
2	44.791	115.1	1:12.494	122.2	26.905	92.8	2:24.190		6	44.742	117.7	1:13.690	120.9	27.205	88.1	2:25.637	
3	44.725	115.3	1:12.523	121.1	26.659	91.4	2:23.907		7	51.614	79.4	1:51.029	75.7	39.067	54.8	3:21.710	
4	44.677	116.1	1:11.927	122.2	26.907	91.4	2:23.511		8	1:15.668	40.4	2:02.651	59.7	43.685	68.4	4:02.004	

58 Richard Smeeton (E1) — Wainer 63

lap	Sect-1	Speed	Sect-2	Speed	Sect-3	Speed	Laptime	Pit	lap	Sect-1	Speed	Sect-2	Speed	Sect-3	Speed	Laptime	Pit
1		109.1	1:16.720	126.6	28.947	89.1	2:36.361		5	45.963	116.3	1:13.936	123.4	27.336	90.9	2:27.235	
2	46.395	104.9	1:15.670	124.7	27.314	87.6	2:29.379		6	45.318	115.1	1:13.717	124.0	28.118	88.7	2:27.153	
3	45.651	112.2	1:14.437	124.0	27.519	90.6	2:27.607		7	48.906	94.5	2:22.496	37.9	56.461	53.5	4:07.863	
4	46.313	112.4	1:14.281	123.6	27.906	90.6	2:28.500		8	1:15.241	45.3	1:59.526	59.5	45.478	59.9	4:00.245	

59 Robin Longdon (D2) — Lola Mk3

lap	Sect-1	Speed	Sect-2	Speed	Sect-3	Speed	Laptime	Pit	lap	Sect-1	Speed	Sect-2	Speed	Sect-3	Speed	Laptime	Pit
1		109.8	1:16.821	122.2	29.372	84.4	2:41.901		5	47.783	113.4	1:15.381	121.8	28.298	88.3	2:31.462	
2	48.491	104.4	1:16.750	122.5	28.799	88.9	2:34.040		6	47.247	113.2	1:15.300	116.5	30.370	82.6	2:32.917	
3	47.517	111.8	1:15.319	125.7	28.525	89.0	2:31.361		7	50.066	107.5	2:08.117	42.1	51.596	42.6	3:49.779	
4	48.237	113.6	1:15.838	120.9	28.271	85.5	2:32.346		8	1:14.868	49.6	1:58.344	45.5	47.526	55.2	4:00.738	

61 Simon Diffey (E1) — Lotus 20

lap	Sect-1	Speed	Sect-2	Speed	Sect-3	Speed	Laptime	Pit	lap	Sect-1	Speed	Sect-2	Speed	Sect-3	Speed	Laptime	Pit
1		114.9	1:14.063	123.1	26.982	89.8	2:29.639		5	45.707	114.5	1:13.529	120.1	27.831	91.3	2:27.067	
2	45.191	110.6	1:14.097	120.3	27.003	87.2	2:26.291		6	45.927	113.0	1:13.459	120.5	28.349	82.2	2:27.735	
3	46.302	116.3	1:13.701	120.9	26.740	88.3	2:26.743		7	55.803	93.3	2:25.709	41.3	57.047	51.6	4:18.559	
4	45.560	114.9	1:12.829	120.7	26.979	88.8	2:25.368		8	1:15.115	45.7	1:59.850	63.4	45.118	52.6	4:00.083	

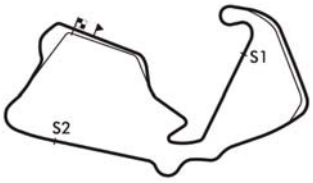

Session Start: 12:29:17 - Finish: 12:51:05
Weather/Track Conditions: Overcast / Dry
Circuit: Silverstone Historic Grand Prix
Track Length: 5.857 Km - 3.6394 miles
Printed: 21-07-2018 - 13:28

MST
Results: www.mstworld.com. Live Timing: https://livetiming.getraceresults.com/mst. Email: timing@mstworld.com

Silverstone Classic - 20 - 22 Jul 2018

Denny Hulme Trophy For Historic Formula Junior Period F

Race 4 - Sector Analysis

62 Andrew Beaumont (E1) — Lotus 22

lap	Sect-1	Speed	Sect-2	Speed	Sect-3	Speed	Laptime	Pit	lap	Sect-1	Speed	Sect-2	Speed	Sect-3	Speed	Laptime	Pit
1		116.3	1:14.911	128.8	30.610	90.6	2:37.110		5	46.984	116.7	1:14.083	128.1	27.446	91.6	2:28.513	
2	46.653	110.2	1:15.910	128.3	28.318	91.3	2:30.881		6	45.764	117.9	1:13.726	126.9	29.847	83.5	2:29.337	
3	45.795	120.3	1:14.194	125.7	27.657	92.2	2:27.646		7	52.991	112.4	2:16.089	35.5	57.133	43.3	4:06.213	
4	46.480	118.6	1:13.476	129.6	28.078	90.6	2:28.034		8	1:14.561	44.7	1:59.583	64.0	45.138	66.1	3:59.282	

65 Richard Ferris (E1) — Donford FJ

lap	Sect-1	Speed	Sect-2	Speed	Sect-3	Speed	Laptime	Pit	lap	Sect-1	Speed	Sect-2	Speed	Sect-3	Speed	Laptime	Pit
1		83.1	1:30.230	87.7	33.421	69.7	3:15.435		5	56.715	84.7	1:28.614	86.4	33.461	79.2	2:58.790	
2	56.903	85.2	1:28.088	86.9	34.644	72.2	2:59.635		6	55.072	81.7	2:04.084	41.4	55.833	46.5	3:54.989	
3	55.210	82.8	1:29.360	84.5	34.980	68.2	2:59.550		7	1:15.128	39.9	1:59.167	49.1	46.312	66.0	4:00.607	
4	1:00.171	80.9	1:28.484	87.2	32.897	77.8	3:01.552		8								

66 Cameron Jackson (E1) — Brabham BT2

lap	Sect-1	Speed	Sect-2	Speed	Sect-3	Speed	Laptime	Pit	lap	Sect-1	Speed	Sect-2	Speed	Sect-3	Speed	Laptime	Pit
1		111.7	1:13.801	131.8	28.046	88.3	2:43.038		5	43.835	123.1	1:10.256	128.8	26.095	95.2	2:20.186	
2	45.209	123.6	1:12.339	130.1	26.442	92.1	2:23.990		6	44.710	114.9	1:11.135	130.3	26.599	85.7	2:22.444	
3	44.033	122.9	1:11.340	127.6	25.813	94.5	2:21.186		7	54.517	74.5	1:46.931	75.1	38.574	58.2	3:20.022	
4	43.801	122.5	1:10.122	128.6	26.242	92.3	2:20.165		8	1:17.076	41.7	2:02.036	60.3	43.440	48.7	4:02.552	

67 Anthony Binnington (E1) — Cooper T67

lap	Sect-1	Speed	Sect-2	Speed	Sect-3	Speed	Laptime	Pit	lap	Sect-1	Speed	Sect-2	Speed	Sect-3	Speed	Laptime	Pit
1		106.0	1:20.103	117.3	29.578	83.6	2:48.553		3	48.387	111.8	1:17.665	119.8	28.713	88.4	2:34.765	
2	49.237	107.9	1:19.500	119.4	28.699	86.5	2:37.436		4								

68 James Murray (E1) — Lola Mk5A

lap	Sect-1	Speed	Sect-2	Speed	Sect-3	Speed	Laptime	Pit	lap	Sect-1	Speed	Sect-2	Speed	Sect-3	Speed	Laptime	Pit
1		108.4	1:14.396	127.6	26.744	91.3	2:30.727		4	44.786	118.4	1:12.192	124.7	26.363	93.1	2:23.341	
2	44.824	107.7	1:13.509	116.3	27.170	89.0	2:25.503		5	44.518	121.4	1:12.213	129.1	26.877	91.9	2:23.608	
3	45.606	118.4	1:11.854	124.7	26.345	92.9	2:23.805		6								

69 Stuart Roach (E1) — Alexis Mk4

lap	Sect-1	Speed	Sect-2	Speed	Sect-3	Speed	Laptime	Pit	lap	Sect-1	Speed	Sect-2	Speed	Sect-3	Speed	Laptime	Pit
1		117.1	1:13.995	125.2	26.706	90.0	2:27.956		5	46.501	118.1	1:12.653	125.0	26.661	91.8	2:25.815	
2	45.154	117.1	1:12.514	124.0	26.877	92.1	2:24.545		6	50.459	83.5	1:13.956	125.0	27.644	85.3	2:32.059	
3	44.853	116.7	1:12.501	123.6	26.625	92.4	2:23.979		7	57.059	84.4	2:27.205	37.5	57.320	51.0	4:21.584	
4	45.039	116.9	1:12.345	122.0	27.017	90.2	2:24.401		8	1:14.772	55.1	2:00.385	60.3	45.468	53.0	4:00.625	

71 James Hicks (D2) — Caravelle Mk3

lap	Sect-1	Speed	Sect-2	Speed	Sect-3	Speed	Laptime	Pit	lap	Sect-1	Speed	Sect-2	Speed	Sect-3	Speed	Laptime	Pit
1		109.8	1:16.368	125.9	29.017	84.6	2:38.531		5	47.382	112.0	1:15.306	119.8	27.905	89.0	2:30.593	
2	47.533	109.1	1:16.605	121.8	28.214	84.6	2:32.352		6	49.121	108.2	1:15.386	116.5	29.483	82.2	2:33.990	
3	49.180	113.0	1:15.522	120.7	28.757	86.9	2:33.459		7	50.281	86.3	2:05.663	39.7	55.111	42.9	3:51.055	
4	48.619	106.7	1:15.324	120.3	28.013	89.1	2:31.956		8	1:14.598	44.2	1:59.015	45.1	47.058	53.0	4:00.671	

72 Tom De Gres (E2) — Cooper T59

lap	Sect-1	Speed	Sect-2	Speed	Sect-3	Speed	Laptime	Pit	lap	Sect-1	Speed	Sect-2	Speed	Sect-3	Speed	Laptime	Pit
1		98.5	1:22.747	113.6	30.271	80.1	2:53.732		5	48.473	108.6	1:18.617	113.6	29.243	82.4	2:36.333	
2	49.639	107.5	1:22.548	114.1	30.055	84.2	2:42.242		6	48.379	107.4	1:22.037	108.6	32.236	77.4	2:42.652	
3	49.012	109.1	1:19.271	114.9	29.524	83.6	2:37.807		7	52.815	88.4	1:31.746	34.6	48.145	68.9	3:12.706	
4	49.061	106.7	1:20.156	112.2	29.578	82.4	2:38.795		8	1:14.002	59.5	1:56.162	43.7	48.905	65.8	3:59.069	

73 Peter Anstiss (E1) — Lotus 20/22

lap	Sect-1	Speed	Sect-2	Speed	Sect-3	Speed	Laptime	Pit	lap	Sect-1	Speed	Sect-2	Speed	Sect-3	Speed	Laptime	Pit
1		101.8	1:18.461	121.6	29.908	84.4	2:45.237		5	47.723	114.5	1:15.966	122.5	28.514	88.9	2:32.203	
2	47.682	104.2	1:18.177	122.0	29.096	87.2	2:34.955		6	48.132	112.0	1:17.836	114.3	32.132	79.6	2:38.100	
3	47.481	115.1	1:15.973	122.2	29.344	86.0	2:32.798		7	51.134	99.9	2:02.882	33.6	47.900	44.1	3:41.916	
4	48.267	114.7	1:16.619	122.0	29.393	87.4	2:34.279		8	1:15.355	46.8	1:57.417	43.2	48.843	49.3	4:01.615	

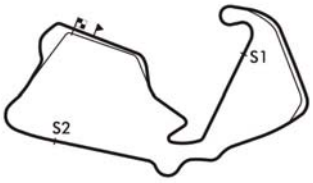

Session Start: 12:29:17 - Finish: 12:51:05
Weather/Track Conditions: Overcast / Dry
Circuit: Silverstone Historic Grand Prix
Track Length: 5.857 Km - 3.6394 miles
Printed: 21-07-2018 - 13:28

MST
Results: www.mstworld.com. Live Timing: https://livetiming.getraceresults.com/mst. Email: timing@mstworld.com

Silverstone Classic - 20 - 22 Jul 2018

Denny Hulme Trophy For Historic Formula Junior Period F

Race 4 - Sector Analysis

74 Benn Tilley (E1) — Lola Mk5

lap	Sect-1	Speed	Sect-2	Speed	Sect-3	Speed	Laptime	Pit	lap	Sect-1	Speed	Sect-2	Speed	Sect-3	Speed	Laptime	Pit
1		115.3	1:13.432	123.8	26.885	92.1	2:29.031		5	45.493	116.3	1:12.315	122.0	26.437	91.3	2:24.245	
2	45.144	109.1	1:12.315	124.7	27.299	91.4	2:24.758		6	44.798	116.7	1:12.961	124.3	27.028	82.1	2:24.787	
3	44.907	118.4	1:12.161	125.0	26.900	92.7	2:23.968		7	52.304	80.8	1:49.272	72.8	38.641	55.6	3:20.217	
4	44.976	120.1	1:11.542	124.5	26.724	91.1	2:23.242		8	1:16.632	42.6	2:01.985	56.3	43.967	51.5	4:02.584	

75 Peter Morton (E1) — Lightning Envoyette

lap	Sect-1	Speed	Sect-2	Speed	Sect-3	Speed	Laptime	Pit	lap	Sect-1	Speed	Sect-2	Speed	Sect-3	Speed	Laptime	Pit
1		117.1	1:16.928	127.8	28.128	88.8	2:33.161		5	44.036	118.1	1:12.260	129.1	26.961	93.5	2:23.257	
2	44.853	110.6	1:12.253	125.9	26.871	89.6	2:23.977		6	48.498	65.5	1:14.650	126.4	27.259	83.9	2:30.407	
3	45.097	120.7	1:12.223	125.9	26.542	94.9	2:23.862		7	57.143	87.6	2:27.593	37.2	57.329	48.8	4:22.065	
4	45.029	120.1	1:11.400	127.3	26.699	94.1	2:23.128		8	1:14.817	54.1	2:00.239	65.3	45.723	51.5	4:00.779	

76 Simon Durling (E1) — Lotus 22

lap	Sect-1	Speed	Sect-2	Speed	Sect-3	Speed	Laptime	Pit	lap	Sect-1	Speed	Sect-2	Speed	Sect-3	Speed	Laptime	Pit
1		105.4	1:18.728	116.9	30.263	85.6	2:47.126		5	48.634	112.0	1:18.078	117.7	29.819	87.2	2:36.531	
2	48.281	108.6	1:18.632	116.7	29.894	87.5	2:36.807		6	48.995	109.8	1:17.450	116.1	30.337	85.3	2:36.782	
3	49.459	106.7	1:17.770	117.3	29.170	89.0	2:36.399		7	49.961	103.7	1:53.770	35.6	48.014	73.3	3:31.745	
4	49.638	113.7	1:16.653	117.5	29.660	86.8	2:35.951		8	1:15.033	54.2	1:56.631	44.1	48.966	59.1	4:00.630	

78 Peter Froude (E1) — Lotus 22

lap	Sect-1	Speed	Sect-2	Speed	Sect-3	Speed	Laptime	Pit	lap	Sect-1	Speed	Sect-2	Speed	Sect-3	Speed	Laptime	Pit
1							3:02.354		5							2:37.981	
2							2:42.649		6							3:29.108	
3							3:14.888		7							4:07.705	
4							2:41.986		8								

80 Nicholas Fennell (E1) — Lotus 27

lap	Sect-1	Speed	Sect-2	Speed	Sect-3	Speed	Laptime	Pit	lap	Sect-1	Speed	Sect-2	Speed	Sect-3	Speed	Laptime	Pit
1		119.6	1:12.762	125.4	26.802	93.5	2:26.614		5	45.690	120.3	1:11.838	125.2	26.849	93.3	2:24.377	
2	45.539	118.8	1:12.032	126.4	47.614	89.0	2:45.185		6	45.737	110.2	1:12.148	126.1	26.879	92.9	2:24.764	
3	45.158	119.8	1:11.864	128.3	27.157	93.6	2:24.179		7	51.836	91.6	2:23.337	37.4	56.717	49.9	4:11.890	
4	45.376	122.5	1:13.279	129.6	27.831	93.5	2:26.486		8	1:15.092	44.8	1:59.698	60.4	45.461	58.0	4:00.251	

82 Andrew Garside (E1) — Lotus 20

lap	Sect-1	Speed	Sect-2	Speed	Sect-3	Speed	Laptime	Pit	lap	Sect-1	Speed	Sect-2	Speed	Sect-3	Speed	Laptime	Pit
1		111.5	1:16.003	125.9	27.959	91.8	2:34.356		5	47.973	118.4	1:14.099	126.9	27.442	92.1	2:29.514	
2	46.206	113.2	1:15.444	124.7	27.696	91.6	2:29.346		6	46.387	117.9	1:17.479	124.5	27.805	91.6	2:31.671	
3	47.019	115.9	1:14.474	124.7	27.591	91.6	2:29.084		7	52.191	108.1	2:15.428	39.5	56.478	46.4	4:04.097	
4	46.593	117.5	1:14.505	123.4	29.490	79.8	2:30.588		8	1:15.088	40.5	1:59.284	55.1	45.884	63.0	4:00.256	

83 Martin Walford (E1) — Lotus 22

lap	Sect-1	Speed	Sect-2	Speed	Sect-3	Speed	Laptime	Pit	lap	Sect-1	Speed	Sect-2	Speed	Sect-3	Speed	Laptime	Pit
1		117.3	1:14.578	125.9	41.606	89.4	2:45.573		5	46.254	119.6	1:14.697	125.4	27.133	93.9	2:28.084	
2	46.270	112.4	1:16.502	127.1	28.337	91.2	2:31.109		6	46.942	101.2	1:16.449	114.7	28.791	90.1	2:32.182	
3	45.589	119.2	1:13.914	126.9	28.335	92.2	2:27.838		7	49.255	107.7	2:06.440	42.3	51.430	40.2	3:47.125	
4	1:02.352	118.4	1:12.509	128.1	28.273	92.8	2:43.134		8	1:14.966	45.9	1:58.322	43.7	48.332	55.6	4:01.620	

84 Mark Woodhouse (E1) — Brabham BT6

lap	Sect-1	Speed	Sect-2	Speed	Sect-3	Speed	Laptime	Pit	lap	Sect-1	Speed	Sect-2	Speed	Sect-3	Speed	Laptime	Pit
1		111.1	1:16.790	125.0	28.416	88.3	2:37.839		5	46.861	115.3	1:13.840	124.0	27.345	92.1	2:28.046	
2	46.557	107.0	1:16.403	125.9	27.572	91.1	2:30.532		6	46.003	114.1	1:14.535	103.1	29.893	83.6	2:30.431	
3	46.161	117.3	1:13.512	127.3	27.251	89.1	2:26.924		7	52.695	111.1	2:16.045	38.3	56.935	45.7	4:05.675	
4	46.976	117.1	1:13.979	125.7	27.699	89.8	2:28.654		8	1:14.702	43.1	1:59.652	58.7	45.394	66.6	3:59.748	

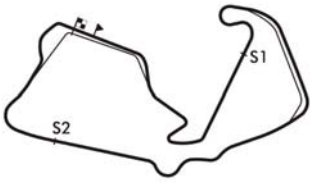

Session Start: 12:29:17 - Finish: 12:51:05
Weather/Track Conditions: Overcast / Dry
Circuit: Silverstone Historic Grand Prix
Track Length: 5.857 Km - 3.6394 miles
Printed: 21-07-2018 - 13:28

MST
Results: www.mstworld.com. Live Timing: https://livetiming.getraceresults.com/mst. Email: timing@mstworld.com

Silverstone Classic - 20 - 22 Jul 2018

Denny Hulme Trophy For Historic Formula Junior Period F

Race 4 - Sector Analysis

87 Pierre Guichard (D2) — Lynx T3

lap	Sect-1	Speed	Sect-2	Speed	Sect-3	Speed	Laptime	Pit	lap	Sect-1	Speed	Sect-2	Speed	Sect-3	Speed	Laptime	Pit
1		107.9	1:18.068	122.5	30.091	83.8	2:42.888		5	46.684	119.2	1:14.901	127.6	28.984	88.8	2:30.569	
2	47.711	99.4	1:18.714	124.7	29.537	88.9	2:35.962		6	47.188	113.4	1:15.215	126.9	29.191	87.2	2:31.594	
3	46.828	109.5	1:16.658	125.0	29.215	90.2	2:32.701		7	49.597	108.1	2:07.076	42.8	51.936	39.5	3:48.609	
4	47.497	113.2	1:15.849	126.9	28.972	89.2	2:32.318		8	1:14.665	49.1	1:58.462	44.9	47.837	56.6	4:00.964	

92 Westie Mitchell (E1) — De Tomaso 63

lap	Sect-1	Speed	Sect-2	Speed	Sect-3	Speed	Laptime	Pit	lap	Sect-1	Speed	Sect-2	Speed	Sect-3	Speed	Laptime	Pit

93 Michael Hibberd (E1) — Lotus 22

lap	Sect-1	Speed	Sect-2	Speed	Sect-3	Speed	Laptime	Pit	lap	Sect-1	Speed	Sect-2	Speed	Sect-3	Speed	Laptime	Pit
1		117.3	1:15.623	128.1	28.939	89.7	2:36.762		5	47.128	115.9	1:13.508	124.7	27.210	91.1	2:27.846	
2	46.287	108.4	1:15.907	126.9	27.927	90.1	2:30.121		6	45.807	116.9	1:14.841	111.7	29.896	84.6	2:30.544	
3	46.002	118.6	1:14.280	126.9	27.642	90.4	2:27.924		7	50.830	114.3	2:16.696	33.5	56.845	49.3	4:04.371	
4	46.462	118.4	1:14.093	127.3	28.081	89.2	2:28.636		8	1:15.087	45.3	1:58.969	64.2	45.628	52.3	3:59.684	

96 Malcolm Wishart (E2) — Cooper T65

lap	Sect-1	Speed	Sect-2	Speed	Sect-3	Speed	Laptime	Pit	lap	Sect-1	Speed	Sect-2	Speed	Sect-3	Speed	Laptime	Pit
1		91.3	1:29.395	107.2	32.268	76.6	3:10.228		5	52.803	104.2	1:25.066	110.7	32.756	72.5	2:50.625	
2	54.941	100.2	1:24.777	108.1	32.952	76.4	2:52.670		6	57.316	91.4	2:24.412	39.6	56.781	51.3	4:18.509	
3	55.791	99.0	1:24.293	103.6	33.850	69.7	2:53.934		7	1:15.518	44.9	1:59.557	62.0	45.515	50.9	4:00.590	
4	58.621	102.1	1:24.090	108.9	33.162	77.9	2:55.873		8								

97 Hans Ciers (D2) — Lotus 20

lap	Sect-1	Speed	Sect-2	Speed	Sect-3	Speed	Laptime	Pit	lap	Sect-1	Speed	Sect-2	Speed	Sect-3	Speed	Laptime	Pit
1		83.3	1:28.812	106.2	33.086	73.3	3:12.564		5	52.403	91.1	1:30.113	105.7	33.171	75.3	2:55.687	
2	54.081	88.1	1:25.952	106.5	33.070	75.2	2:53.103		6	54.421	82.4	2:23.844	37.6	56.453	51.5	4:14.718	
3	53.888	90.6	1:24.731	105.2	34.693	70.1	2:53.312		7	1:15.358	43.7	1:59.683	60.2	45.408	56.3	4:00.449	
4	54.873	89.5	1:24.673	110.0	33.914	79.1	2:53.460		8								

98 Chris Merrick (E1) — Cooper T59

lap	Sect-1	Speed	Sect-2	Speed	Sect-3	Speed	Laptime	Pit	lap	Sect-1	Speed	Sect-2	Speed	Sect-3	Speed	Laptime	Pit
1		106.9	1:18.311	121.1	29.380	83.2	2:43.921		5	47.199	115.1	1:16.120	122.5	28.526	87.3	2:31.845	
2	48.069	108.9	1:18.576	121.1	29.346	83.2	2:35.991		6	47.361	112.2	1:16.178	108.4	33.518	82.5	2:37.057	
3	48.487	114.3	1:16.272	120.7	28.804	85.2	2:33.563		7	50.804	100.9	2:02.801	34.9	48.369	43.7	3:41.974	
4	48.288	114.9	1:17.022	121.4	29.243	89.2	2:34.553		8	1:15.299	47.9	1:57.503	43.0	48.734	51.5	4:01.536	

99 Mark Shaw (E1) — Brabham BT6

lap	Sect-1	Speed	Sect-2	Speed	Sect-3	Speed	Laptime	Pit	lap	Sect-1	Speed	Sect-2	Speed	Sect-3	Speed	Laptime	Pit
1		117.5	1:13.205	124.0	26.892	91.6	2:26.047		5	44.543	118.4	1:12.572	124.3	26.691	91.6	2:23.806	
2	44.931	117.1	1:12.699	124.7	26.764	91.3	2:24.394		6	44.817	118.1	1:16.141	127.1	27.092	89.8	2:28.050	
3	44.669	118.4	1:12.137	124.7	27.083	86.6	2:23.889		7	50.860	80.7	1:49.949	74.2	39.172	56.1	3:19.981	
4	44.779	118.4	1:11.901	124.5	26.826	93.3	2:23.506		8	1:16.095	41.5	2:02.299	56.9	44.574	46.7	4:02.968	

122 Adrian Russell (E1) — Lotus 22

lap	Sect-1	Speed	Sect-2	Speed	Sect-3	Speed	Laptime	Pit	lap	Sect-1	Speed	Sect-2	Speed	Sect-3	Speed	Laptime	Pit
1		116.9	1:15.332	126.6	28.507	91.6	2:35.795		5	46.376	118.4	1:30.002	122.5	29.186	90.4	2:45.564	
2	46.635	115.3	1:39.766	120.9	27.973	88.8	2:54.374		6	46.579	112.8	1:16.707	115.7	28.594	84.1	2:31.880	
3	46.587	115.3	1:13.876	122.9	27.475	85.2	2:27.938		7	47.709	112.8	2:00.146	34.9	47.272	60.6	3:35.127	
4	47.431	115.1	1:13.512	126.6	28.363	88.0	2:29.306		8	1:15.417	51.0	1:57.262	43.0	48.866	49.8	4:01.545	

127 Martin Bullock (D2) — Wren FJ

lap	Sect-1	Speed	Sect-2	Speed	Sect-3	Speed	Laptime	Pit	lap	Sect-1	Speed	Sect-2	Speed	Sect-3	Speed	Laptime	Pit

150 David Watkins (D2) — Elfin FJ

lap	Sect-1	Speed	Sect-2	Speed	Sect-3	Speed	Laptime	Pit	lap	Sect-1	Speed	Sect-2	Speed	Sect-3	Speed	Laptime	Pit

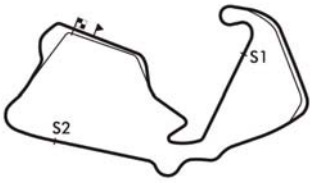

Session Start: 12:29:17 - Finish: 12:51:05
Weather/Track Conditions: Overcast / Dry
Circuit: Silverstone Historic Grand Prix
Track Length: 5.857 Km - 3.6394 miles
Printed: 21-07-2018 - 13:28

Results: www.mstworld.com. Live Timing: https://livetiming.getraceresults.com/mst. Email: timing@mstworld.com

Silverstone Classic - 20 - 22 Jul 2018

Denny Hulme Trophy For Historic Formula Junior Period F

Race 4 - Sector Analysis

161 Phil Foulkes (E1) — Lotus 20/22

lap	Sect-1	Speed	Sect-2	Speed	Sect-3	Speed	Laptime	Pit	lap	Sect-1	Speed	Sect-2	Speed	Sect-3	Speed	Laptime	Pit
1		97.8	1:30.349	99.6	32.798	70.6	3:11.031		5	54.284	97.5	1:22.402	102.3	30.916	68.7	2:47.602	
2	54.627	97.0	1:25.560	108.2	32.110	76.9	2:52.297		6	54.677	97.4	1:43.788	80.3	38.681	61.6	3:17.146	
3	55.013	95.5	1:24.466	101.4	32.571	73.7	2:52.050		7	1:17.095	43.5	2:04.329	56.5	43.643	58.8	4:05.067	
4	53.445	96.8	1:25.677	99.9	34.006	72.2	2:53.128		8								

163 Gregoire Audi (E1) — Lotus 22

lap	Sect-1	Speed	Sect-2	Speed	Sect-3	Speed	Laptime	Pit	lap	Sect-1	Speed	Sect-2	Speed	Sect-3	Speed	Laptime	Pit
1		96.4	1:17.657	122.0	29.460	87.4	2:43.312		5	46.460	113.7	1:14.674	120.5	27.747	90.6	2:28.881	
2	47.969	108.2	1:17.680	122.9	28.893	89.2	2:34.542		6	46.959	113.7	1:14.845	117.9	29.126	86.1	2:30.930	
3	47.739	114.1	1:16.537	120.3	28.194	91.4	2:32.470		7	50.955	84.6	2:06.560	35.5	54.235	43.4	3:51.750	
4	47.579	115.5	1:14.835	123.6	28.411	90.9	2:30.825		8	1:14.449	43.6	1:59.086	46.2	46.998	54.2	4:00.533	

166 Sharon Adelman (E1) — Brabham BT6

lap	Sect-1	Speed	Sect-2	Speed	Sect-3	Speed	Laptime	Pit	lap	Sect-1	Speed	Sect-2	Speed	Sect-3	Speed	Laptime	Pit
1		96.0	1:24.821	115.9	34.370	75.9	3:07.734		5	51.143	104.4	1:22.883	113.2	33.160	80.9	2:47.186	
2	52.058	106.5	1:26.376	111.7	35.811	76.7	2:54.245		6	53.071	93.6	1:45.225	73.5	38.917	62.5	3:17.213	
3	51.514	97.8	1:26.153	116.1	38.730	72.9	2:56.397		7	1:16.894	43.3	2:04.325	57.9	43.890	61.2	4:05.109	
4	52.977	108.6	1:22.608	115.9	34.231	76.6	2:49.816		8								

167 Richard Tarling (D1) — Lotus 20

lap	Sect-1	Speed	Sect-2	Speed	Sect-3	Speed	Laptime	Pit	lap	Sect-1	Speed	Sect-2	Speed	Sect-3	Speed	Laptime	Pit
1		106.9	1:17.583	119.2	28.099	90.2	2:39.634		5	47.292	111.5	1:15.959	117.9	27.820	89.6	2:31.071	
2	48.078	108.2	1:16.656	118.1	28.352	88.7	2:33.086		6	47.973	104.5	1:15.126	113.9	29.516	83.6	2:32.615	
3	47.672	106.2	1:16.916	118.1	28.074	89.5	2:32.662		7	50.434	86.5	2:04.998	40.4	55.355	44.0	3:50.787	
4	48.256	109.8	1:15.328	117.9	27.937	89.5	2:31.521		8	1:14.783	41.7	1:59.006	45.0	47.179	55.9	4:00.968	

179 Pietro Vergnano (E1) — Brabham BT6

lap	Sect-1	Speed	Sect-2	Speed	Sect-3	Speed	Laptime	Pit	lap	Sect-1	Speed	Sect-2	Speed	Sect-3	Speed	Laptime	Pit
1		102.1	1:17.297	123.4	29.696	80.7	2:41.526		5	46.357	116.7	1:15.047	125.9	28.182	90.4	2:29.586	
2	48.100	105.5	1:15.759	126.9	28.194	89.0	2:32.053		6	47.573	113.0	1:14.167	116.9	29.205	80.2	2:30.945	
3	46.807	104.5	1:15.695	127.1	29.019	88.9	2:31.521		7	52.044	82.3	2:04.458	41.6	55.912	44.8	3:52.414	
4	50.629	117.5	1:14.481	125.9	27.591	91.6	2:32.701		8	1:14.774	40.6	1:59.078	47.6	46.606	62.0	4:00.458	

181 Gregory Thornton (E1) — Lotus 22

lap	Sect-1	Speed	Sect-2	Speed	Sect-3	Speed	Laptime	Pit	lap	Sect-1	Speed	Sect-2	Speed	Sect-3	Speed	Laptime	Pit
1		117.5	1:13.462	124.5	26.859	91.4	2:28.636		5	45.503	119.4	1:12.376	124.7	26.288	93.1	2:24.167	
2	45.099	116.1	1:12.685	124.0	26.868	91.9	2:24.652		6	44.600	120.3	1:12.748	125.9	27.344	82.5	2:24.692	
3	45.024	118.8	1:12.495	122.9	26.720	92.1	2:24.239		7	52.749	79.1	1:48.879	72.5	38.671	58.0	3:20.299	
4	45.132	118.4	1:12.507	125.2	26.380	93.3	2:24.019		8	1:16.854	40.8	2:01.919	59.0	43.587	53.0	4:02.360	

183 Jonathan Fyda (D2) — U2 Mk3

lap	Sect-1	Speed	Sect-2	Speed	Sect-3	Speed	Laptime	Pit	lap	Sect-1	Speed	Sect-2	Speed	Sect-3	Speed	Laptime	Pit
1		114.1	1:17.435	124.5	28.270	90.2	2:39.420		5	46.661	113.6	1:15.308	120.9	27.806	90.0	2:29.775	
2	47.404	114.5	1:16.746	124.5	29.038	87.2	2:33.188		6	46.846	113.4	1:15.561	121.8	28.461	88.4	2:30.868	
3	47.685	106.9	1:15.515	124.7	28.270	87.6	2:31.470		7	47.735	97.7	2:10.200	40.6	56.086	47.0	3:54.021	
4	47.177	112.4	1:15.504	121.6	27.986	90.0	2:30.667		8	1:15.266	42.0	1:58.855	51.6	46.024	65.9	4:00.145	

196 Timothy De Silva (E1) — Brabham BT2

lap	Sect-1	Speed	Sect-2	Speed	Sect-3	Speed	Laptime	Pit	lap	Sect-1	Speed	Sect-2	Speed	Sect-3	Speed	Laptime	Pit
1		119.0	1:12.075	127.3	26.391	91.6	2:23.021		5	43.893	121.4	1:11.105	129.8	27.372	90.2	2:22.370	
2	44.302	119.6	1:11.204	128.8	26.709	93.7	2:22.215		6	44.457	122.0	1:10.628	129.3	26.227	94.4	2:21.312	
3	44.129	121.4	1:11.127	128.1	27.074	93.1	2:22.330		7	44.050	108.9	1:55.854	59.0	47.834	45.0	3:27.738	
4	43.976	121.8	1:11.243	129.3	26.189	94.3	2:21.408		8	1:20.386	49.1	2:06.515	58.0	44.450	51.4	4:11.351	

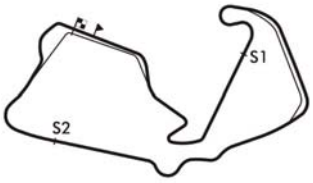

Session Start: 12:29:17 - Finish: 12:51:05
Weather/Track Conditions: Overcast / Dry
Circuit: Silverstone Historic Grand Prix
Track Length: 5.857 Km - 3.6394 miles
Printed: 21-07-2018 - 13:28

MST
Results: www.mstworld.com. Live Timing: https://livetiming.getraceresults.com/mst. Email: timing@mstworld.com

Silverstone Classic - 20 - 22 Jul 2018

Denny Hulme Trophy For Historic Formula Junior Period F

Race 4 - Best Sector Times

	SECTOR 1			SECTOR 2			SECTOR 3		
	NO	TIME	LAP	NO	TIME	LAP	NO	TIME	LAP
1	66	43.801	4	66	1:10.122	4	66	25.813	3
2	53	43.872	4	196	1:10.628	6	53	26.007	4
3	196	43.893	5	53	1:11.152	5	196	26.189	4
4	75	44.036	5	75	1:11.400	4	181	26.288	5
5	68	44.518	5	74	1:11.542	4	68	26.345	3
6	99	44.543	5	57	1:11.835	5	57	26.402	5
7	57	44.596	5	80	1:11.838	5	74	26.437	5
8	181	44.600	6	68	1:11.854	3	75	26.542	3
9	74	44.798	6	99	1:11.901	4	69	26.625	3
10	69	44.853	3	69	1:12.345	4	99	26.691	5
11	80	45.158	3	181	1:12.376	5	61	26.740	3
12	61	45.191	2	83	1:12.509	4	80	26.802	1
13	58	45.318	6	61	1:12.829	4	83	27.133	5
14	55	45.496	6	62	1:13.476	4	93	27.210	5
15	83	45.589	3	93	1:13.508	5	84	27.251	3
16	62	45.764	6	84	1:13.512	3	58	27.314	2
17	93	45.807	6	122	1:13.512	4	82	27.442	5
18	84	46.003	6	55	1:13.536	5	62	27.446	5
19	82	46.206	2	58	1:13.717	6	122	27.475	3
20	179	46.357	5	82	1:14.099	5	179	27.591	4
21	122	46.376	5	179	1:14.167	6	55	27.602	3
22	163	46.460	5	27	1:14.329	3	27	27.605	3
23	27	46.475	2	163	1:14.674	5	163	27.747	5
24	183	46.661	5	87	1:14.901	5	183	27.806	5
25	87	46.684	5	44	1:15.040	5	167	27.820	5
26	44	46.861	3	167	1:15.126	6	71	27.905	5
27	98	47.199	5	2	1:15.227	5	48	27.981	5
28	59	47.247	6	59	1:15.300	6	59	28.271	4
29	167	47.292	5	71	1:15.306	5	73	28.514	5
30	71	47.382	5	183	1:15.308	5	98	28.526	5
31	73	47.481	3	73	1:15.966	5	44	28.642	4
32	48	47.743	3	98	1:16.120	5	67	28.699	2
33	2	47.843	5	48	1:16.263	4	2	28.846	1
34	76	48.281	2	76	1:16.653	4	87	28.972	4
35	72	48.379	6	67	1:17.665	3	76	29.170	3
36	67	48.387	3	42	1:18.435	5	72	29.243	5
37	42	48.639	6	72	1:18.617	5	42	29.299	5
38	5			22	1:20.085	5	23	30.342	5
39	92			50	1:20.759	4	161	30.916	5
40	22	50.415	5	23	1:21.698	5	50	31.378	1
41	150			161	1:22.402	5	22	31.711	3
42	50	50.675	5	166	1:22.608	4	96	32.268	1
43	166	51.143	5	49	1:24.043	4	65	32.897	4
44	23	51.385	2	96	1:24.090	4	97	33.070	2
45	97	52.403	5	97	1:24.673	4	166	33.160	5
46	96	52.803	5	65	1:28.088	2	49	33.168	4
47	161	53.445	4	6	1:43.921	2	6	37.193	1

IDEAL / BEST LAP COMPARISON

NO	NAME	BEST	IN	IDEAL	DIFF
66	Cameron Jackson	2:20.165	4	2:19.736	+0.429
53	Sam Wilson	2:21.212	4	2:21.031	+0.181
196	Timothy De Silva	2:21.312	6	2:20.710	+0.602
57	Jonathan Milicevic	2:22.833	5	2:22.833	+0.000
75	Peter Morton	2:23.128	4	2:21.978	+1.150
74	Benn Tilley	2:23.242	4	2:22.777	+0.465
99	Mark Shaw	2:23.506	4	2:23.135	+0.371
69	Stuart Roach	2:23.979	3	2:23.823	+0.156
181	Gregory Thornton	2:24.019	4	2:23.264	+0.755
80	Nicholas Fennell	2:24.179	3	2:23.798	+0.381
61	Simon Diffey	2:25.368	4	2:24.760	+0.608
84	Mark Woodhouse	2:26.924	3	2:26.766	+0.158
55	Christopher Drake	2:26.945	3	2:26.634	+0.311
58	Richard Smeeton	2:27.153	6	2:26.349	+0.804
62	Andrew Beaumont	2:27.646	3	2:26.686	+0.960
83	Martin Walford	2:27.838	3	2:25.231	+2.607
122	Adrian Russell	2:27.938	3	2:27.363	+0.575
93	Michael Hibberd	2:27.846	5	2:26.525	+1.321
163	Gregoire Audi	2:28.881	5	2:28.881	+0.000
82	Andrew Garside	2:29.084	3	2:27.747	+1.337
179	Pietro Vergnano	2:29.586	5	2:28.115	+1.471
183	Jonathan Fyda	2:29.775	5	2:29.775	+0.000
27	Richard Wilson	2:30.234	3	2:28.409	+1.825
87	Pierre Guichard	2:30.569	5	2:30.557	+0.012
71	James Hicks	2:30.593	5	2:30.593	+0.000
44	Iain Rowley	2:30.676	5	2:30.543	+0.133
167	Richard Tarling	2:31.071	5	2:30.238	+0.833
59	Robin Longdon	2:31.361	3	2:30.818	+0.543
98	Chris Merrick	2:31.845	5	2:31.845	+0.000
2	Charlie Jones Best	2:32.074	5	2:31.916	+0.158
73	Peter Anstiss	2:32.203	5	2:31.961	+0.242
48	John Delane	2:32.490	3	2:31.987	+0.503
76	Simon Durling	2:35.951	4	2:34.104	+1.847
72	Tom De Gres	2:36.333	5	2:36.239	+0.094
42	Martin Aubert	2:36.480	5	2:36.373	+0.107
78	Peter Froude	2:37.981	5		+
22	Jeffrey Anderson	2:42.761	5	2:42.211	+0.550
50	Dr David Innes	2:42.896	5	2:42.812	+0.084
23	Keith Roach	2:44.569	5	2:43.425	+1.144
166	Sharon Adelman	2:47.186	5	2:46.911	+0.275
161	Phil Foulkes	2:47.602	5	2:46.763	+0.839
96	Malcolm Wishart	2:50.625	5	2:49.161	+1.464
49	Martin Mchugh	2:51.389	5	2:50.828	+0.561
97	Hans Ciers	2:53.103	2	2:50.146	+2.957
65	Richard Ferris	2:58.790	5	2:56.057	+2.733
68	James Murray	2:23.341	4	2:22.717	+0.624
67	Anthony Binnington	2:34.765	3	2:34.751	+0.014

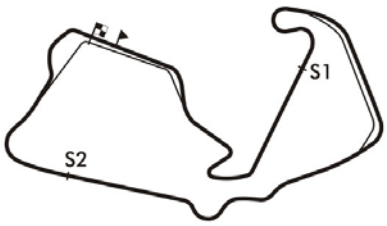

Session Start: 12:29:17 - Finish: 12:51:05
Weather/Track Conditions: Overcast / Dry
Circuit: Silverstone Historic Grand Prix
Track Length: 5.857 Km - 3.6394 miles

Printed: 21-07-2018 - 13:29

Silverstone Classic - 20 - 22 Jul 2018

Denny Hulme Trophy For Historic Formula Junior Period F

Race 4 - Best Sector Times

48	49	53.617	5	5	150
49	65	55.072	6	12	5
50	6	58.295	1	78	12
51	12			92	78
52	78			127	92
53	127			150	127

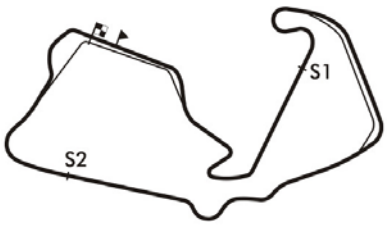

Session Start: 12:29:17 - Finish: 12:51:05
Weather/Track Conditions: Overcast / Dry
Circuit: Silverstone Historic Grand Prix
Track Length: 5.857 Km - 3.6394 miles

Printed: 21-07-2018 - 13:29

Silverstone Classic - 20 - 22 Jul 2018

Denny Hulme Trophy For Historic Formula Junior Period F

Race 4 - Best Sector Times

6	Allan Conway	3:34.464	2	3:19.409	+15.055
92	Westie Mitchell				+
5	Andy Willis				+
127	Martin Bullock				+
150	David Watkins				+
12	Keith Pickering				+

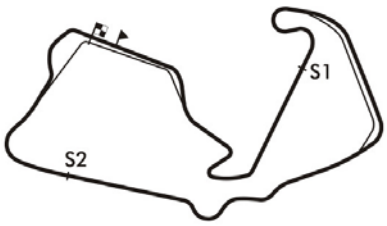

Session Start: 12:29:17 - Finish: 12:51:05
Weather/Track Conditions: Overcast / Dry
Circuit: Silverstone Historic Grand Prix
Track Length: 5.857 Km - 3.6394 miles

Printed: 21-07-2018 - 13:29

Silverstone Classic - 20 - 22 Jul 2018

Denny Hulme Trophy For Historic Formula Junior Period F

Race 4 - Best Sector Speeds

	NO	SECTOR 1	MPH	NO	SECTOR 2	MPH	NO	SECTOR 3	MPH
1	66	Cameron Jackson	123.6	66	Cameron Jackson	131.8	66	Cameron Jackson	95.2
2	80	Nicholas Fennell	122.5	196	Timothy De Silva	129.8	75	Peter Morton	94.9
3	196	Timothy De Silva	122.0	62	Andrew Beaumont	129.6	53	Sam Wilson	94.5
4	68	James Murray	121.4	80	Nicholas Fennell	129.6	196	Timothy De Silva	94.4
5	53	Sam Wilson	121.1	68	James Murray	129.1	83	Martin Walford	93.9
6	75	Peter Morton	120.7	75	Peter Morton	129.1	80	Nicholas Fennell	93.6
7	62	Andrew Beaumont	120.3	83	Martin Walford	128.1	57	Jonathan Milicevic	93.3
8	181	Gregory Thornton	120.3	93	Michael Hibberd	128.1	99	Mark Shaw	93.3
9	74	Benn Tilley	120.1	87	Pierre Guichard	127.6	181	Gregory Thornton	93.3
10	83	Martin Walford	119.6	55	Christopher Drake	127.3	55	Christopher Drake	93.1
11	55	Christopher Drake	119.4	84	Mark Woodhouse	127.3	68	James Murray	93.1
12	87	Pierre Guichard	119.2	53	Sam Wilson	127.1	74	Benn Tilley	92.7
13	93	Michael Hibberd	118.6	99	Mark Shaw	127.1	27	Richard Wilson	92.4
14	82	Andrew Garside	118.4	179	Pietro Vergnano	127.1	69	Stuart Roach	92.4
15	99	Mark Shaw	118.4	82	Andrew Garside	126.9	62	Andrew Beaumont	92.2
16	122	Adrian Russell	118.4	58	Richard Smeeton	126.6	82	Andrew Garside	92.1
17	69	Stuart Roach	118.1	122	Adrian Russell	126.6	84	Mark Woodhouse	92.1
18	57	Jonathan Milicevic	117.7	27	Richard Wilson	126.1	44	Iain Rowley	91.7
19	44	Iain Rowley	117.5	71	James Hicks	125.9	122	Adrian Russell	91.6
20	179	Pietro Vergnano	117.5	181	Gregory Thornton	125.9	179	Pietro Vergnano	91.6
21	84	Mark Woodhouse	117.3	44	Iain Rowley	125.7	163	Gregoire Audi	91.4
22	5	Andy Willis	116.9	59	Robin Longdon	125.7	61	Simon Diffey	91.3
23	27	Richard Wilson	116.3	2	Charlie Jones Best	125.2	93	Michael Hibberd	91.1
24	58	Richard Smeeton	116.3	69	Stuart Roach	125.2	58	Richard Smeeton	90.9
25	61	Simon Diffey	116.3	74	Benn Tilley	125.0	87	Pierre Guichard	90.2
26	48	John Delane	116.1	183	Jonathan Fyda	124.7	167	Richard Tarling	90.2
27	2	Charlie Jones Best	115.9	48	John Delane	124.0	183	Jonathan Fyda	90.2
28	163	Gregoire Audi	115.5	163	Gregoire Audi	123.6	2	Charlie Jones Best	89.7
29	73	Peter Anstiss	115.1	61	Simon Diffey	123.1	98	Chris Merrick	89.2
30	98	Chris Merrick	115.1	57	Jonathan Milicevic	122.7	71	James Hicks	89.1
31	183	Jonathan Fyda	114.5	73	Peter Anstiss	122.5	59	Robin Longdon	89.0
32	76	Simon Durling	113.7	98	Chris Merrick	122.5	76	Simon Durling	89.0
33	59	Robin Longdon	113.6	22	Jeffrey Anderson	120.7	73	Peter Anstiss	88.9
34	67	Anthony Binnington	113.6	67	Anthony Binnington	119.8	67	Anthony Binnington	88.4
35	92	Westie Mitchell	113.2	50	Dr David Innes	119.4	42	Martin Aubert	86.7
36	71	James Hicks	113.0	42	Martin Aubert	119.2	48	John Delane	86.6
37	42	Martin Aubert	111.8	167	Richard Tarling	119.2	72	Tom De Gres	84.2
38	167	Richard Tarling	111.5	76	Simon Durling	117.7	23	Keith Roach	83.2
39	72	Tom De Gres	109.1	166	Sharon Adelman	116.1	22	Jeffrey Anderson	83.1
40	166	Sharon Adelman	108.6	72	Tom De Gres	114.9	50	Dr David Innes	82.5

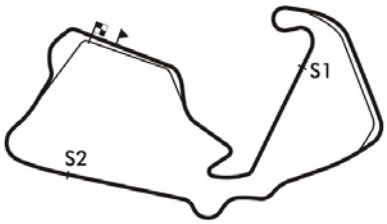

Session Start: 12:29:17 - Finish: 12:51:05
Weather/Track Conditions: Overcast / Dry
Circuit: Silverstone Historic Grand Prix
Track Length: 5.857 Km - 3.6394 miles

Printed: 21-07-2018 - 13:29

Silverstone Classic - 20 - 22 Jul 2018

Denny Hulme Trophy For Historic Formula Junior Period F

Race 4 - Best Sector Speeds

41	50	Dr David Innes	108.4	23	Keith Roach	111.7	166	Sharon Adelman	80.9
42	96	Malcolm Wishart	104.2	96	Malcolm Wishart	110.7	65	Richard Ferris	79.2
43	22	Jeffrey Anderson	103.9	97	Hans Ciers	110.0	97	Hans Ciers	79.1
44	23	Keith Roach	102.8	49	Martin Mchugh	109.5	96	Malcolm Wishart	77.9
45	49	Martin Mchugh	101.8	161	Phil Foulkes	108.2	161	Phil Foulkes	76.9
46	161	Phil Foulkes	97.8	6	Allan Conway	88.7	49	Martin Mchugh	73.9
47	150	David Watkins	95.9	65	Richard Ferris	87.7	150	David Watkins	71.8
48	97	Hans Ciers	91.1	5	Andy Willis	0.0	6	Allan Conway	66.9
49	6	Allan Conway	90.1	12	Keith Pickering	0.0	5	Andy Willis	0.0
50	65	Richard Ferris	85.2	78	Peter Froude	0.0	12	Keith Pickering	0.0
51	12	Keith Pickering	0.0	92	Westie Mitchell	0.0	78	Peter Froude	0.0
52	78	Peter Froude	0.0	127	Martin Bullock	0.0	92	Westie Mitchell	0.0
53	127	Martin Bullock	0.0	150	David Watkins	0.0	127	Martin Bullock	0.0

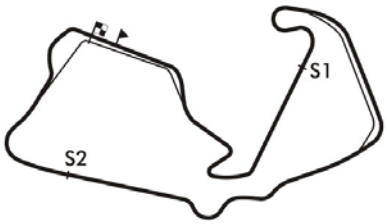

Session Start: 12:29:17 - Finish: 12:51:05
Weather/Track Conditions: Overcast / Dry
Circuit: Silverstone Historic Grand Prix
Track Length: 5.857 Km - 3.6394 miles

Printed: 21-07-2018 - 13:29

Silverstone Classic - 20 - 22 Jul 2018

Denny Hulme Trophy For Historic Formula Junior Period F

Race 4 - Lap Chart

Lap 1			Lap 2			Lap 3			Lap 4			Lap 5			Lap 6		
NO	Behind	Laptime	NO	Behind	Laptime	NO	Behind	Laptime	NO	Behind	Laptime	NO	Behind	Laptime	NO	Behind	Laptime
53		2:22.472	53		2:22.427	53		2:22.336	53		2:21.212	53		2:22.312	53		2:21.519
196	0.549	2:23.021	196	0.337	2:22.215	196	0.331	2:22.330	196	0.527	2:21.408	196	0.585	2:22.370	196	0.378	2:21.312
99	3.575	2:26.047	99	5.542	2:24.394	99	7.095	2:23.889	99	9.389	2:23.506	97	1 LAP	2:53.460	78	1 LAP	2:37.981
80	4.142	2:26.614	57	6.798	2:24.190	6	1 LAP	3:34.464	57	10.668	2:23.511	96	1 LAP	2:55.873	57	15.307	2:25.637
57	5.035	2:27.507	69	7.602	2:24.545	57	8.369	2:23.907	69	12.434	2:24.401	99	10.883	2:23.806	99	17.414	2:28.050
69	5.484	2:27.956	181	8.389	2:24.652	69	9.245	2:23.979	74	12.552	2:23.242	57	11.189	2:22.833	74	17.753	2:24.787
181	6.164	2:28.636	74	8.890	2:24.758	181	10.292	2:24.239	181	13.099	2:24.019	74	14.485	2:24.245	181	18.127	2:24.692
74	6.559	2:29.031	61	11.031	2:26.291	74	10.522	2:23.968	68	14.929	2:23.341	181	14.954	2:24.167	66	18.731	2:22.444
61	7.167	2:29.639	68	11.331	2:25.503	68	12.800	2:23.805	75	15.681	2:23.128	69	15.937	2:25.815	166	1 LAP	2:47.186
68	8.255	2:30.727	75	12.239	2:23.977	75	13.765	2:23.862	61	19.594	2:25.368	68	16.225	2:23.608	161	1 LAP	2:47.602
75	10.689	2:33.161	82	18.803	2:29.346	61	15.438	2:26.743	66	19.932	2:20.165	75	16.626	2:23.257	75	25.514	2:30.407
82	11.884	2:34.356	58	20.841	2:29.379	66	20.979	2:21.186	58	33.400	2:28.500	66	17.806	2:20.186	69	26.477	2:32.059
122	13.323	2:35.795	93	21.984	2:30.121	82	25.551	2:29.084	80	34.017	2:26.486	61	24.349	2:27.067	49	1 LAP	2:51.389
58	13.889	2:36.361	66	22.129	2:23.990	58	26.112	2:27.607	55	34.424	2:28.487	65	1 LAP	3:01.552	61	30.565	2:27.735
93	14.290	2:36.762	55	22.540	2:30.157	55	27.149	2:26.945	82	34.927	2:30.588	80	36.082	2:24.377	96	1 LAP	2:50.625
62	14.638	2:37.110	62	23.092	2:30.881	93	27.572	2:27.924	93	34.996	2:28.636	58	38.323	2:27.235	97	1 LAP	2:55.687
55	14.810	2:37.282	84	23.472	2:30.532	84	28.060	2:26.924	62	35.224	2:28.034	55	39.361	2:27.249	80	39.327	2:24.764
84	15.367	2:37.839	71	25.984	2:32.352	62	28.402	2:27.646	84	35.502	2:28.654	93	40.530	2:27.846	58	43.957	2:27.153
71	16.059	2:38.531	80	26.900	2:45.185	80	28.743	2:24.179	183	46.298	2:30.667	84	41.236	2:28.046	55	48.333	2:30.491
2	16.613	2:39.085	183	27.709	2:33.188	183	36.843	2:31.470	71	47.851	2:31.956	62	41.425	2:28.513	62	49.243	2:29.337
183	16.948	2:39.420	167	27.821	2:33.086	71	37.107	2:33.459	167	48.456	2:31.521	82	42.129	2:29.514	93	49.555	2:30.544
167	17.162	2:39.634	179	28.680	2:32.053	83	37.285	2:27.838	179	49.354	2:32.701	183	53.761	2:29.775	84	50.148	2:30.431
48	18.650	2:41.122	2	29.956	2:35.770	179	37.865	2:31.521	59	51.201	2:32.346	71	56.132	2:30.593	82	52.281	2:31.671
179	19.054	2:41.526	59	31.042	2:34.040	167	38.147	2:32.662	163	52.702	2:30.825	179	56.628	2:29.586	65	1 LAP	2:58.790
59	19.429	2:41.901	83	31.783	2:31.109	59	40.067	2:31.361	2	53.370	2:33.688	167	57.215	2:31.071	183	1:03.110	2:30.868
87	20.416	2:42.888	48	32.697	2:36.474	2	40.894	2:33.274	87	55.422	2:32.318	163	59.271	2:28.881	179	1:06.054	2:30.945
66	20.566	2:43.038	163	32.955	2:34.542	48	42.851	2:32.490	44	55.796	2:31.981	59	1:00.351	2:31.462	167	1:08.311	2:32.615
163	20.840	2:43.312	87	33.951	2:35.962	163	43.089	2:32.470	48	56.956	2:35.317	2	1:03.132	2:32.074	71	1:08.603	2:33.990
98	21.449	2:43.921	44	34.577	2:34.960	87	44.316	2:32.701	27	57.326	2:31.217	87	1:03.679	2:30.569	163	1:08.682	2:30.930
44	22.044	2:44.516	98	35.013	2:35.991	44	45.027	2:32.786	73	58.822	2:34.279	44	1:04.160	2:30.676	59	1:11.749	2:32.917
73	22.765	2:45.237	73	35.293	2:34.955	73	45.755	2:32.798	122	58.966	2:29.306	83	1:04.979	2:28.084	87	1:13.754	2:31.594
83	23.101	2:45.573	76	39.034	2:36.807	98	46.240	2:33.563	83	59.207	2:43.134	27	1:05.591	2:30.577	83	1:15.642	2:32.182
76	24.654	2:47.126	27	39.423	2:32.187	27	47.321	2:30.234	98	59.581	2:34.553	48	1:07.427	2:32.783	27	1:16.410	2:32.338
67	26.081	2:48.553	67	41.090	2:37.436	122	50.872	2:27.938	76	1:07.836	2:35.951	73	1:08.713	2:32.203	2	1:19.869	2:38.256
27	29.663	2:52.135	122	45.270	2:54.374	76	53.097	2:36.399	42	1:22.986	2:38.263	98	1:09.114	2:31.845	44	1:23.361	2:40.720
42	30.318	2:52.790	42	49.426	2:41.535	67	53.519	2:34.765	72	1:24.129	2:38.795	76	1:22.055	2:36.531	48	1:23.849	2:37.941
72	31.260	2:53.732	72	51.075	2:42.242	42	1:05.935	2:38.845	50	1:41.060	2:43.089	122	1:22.218	2:45.564	98	1:24.652	2:37.057
50	33.174	2:55.646	50	57.249	2:46.502	72	1:06.546	2:37.807	22	1:45.536	2:43.823	42	1:37.154	2:36.480	73	1:25.294	2:38.100
22	35.441	2:57.913	22	59.736	2:46.722	50	1:19.183	2:44.270	23	1:51.811	2:45.886	72	1:38.150	2:36.333	122	1:32.579	2:31.880
23	36.432	2:58.904	78	1:00.104	2:42.649	22	1:22.925	2:45.525	78	2:13.430	2:41.986	50	2:01.644	2:42.896	76	1:37.318	2:36.782
78	39.882	3:02.354	23	1:00.993	2:46.988	23	1:27.137	2:48.480	166	2:19.745	2:49.816	22	2:05.985	2:42.761	42	1:58.500	2:42.865
166	45.262	3:07.734	166	1:17.080	2:54.245	161	1:48.143	2:52.050	161	2:20.059	2:53.128	23	2:14.068	2:44.569	72	1:59.283	2:42.652
49	47.371	3:09.843	96	1:17.999	2:52.670	96	1:49.597	2:53.934	49	2:21.980	2:52.735				50	2:27.145	2:47.020
96	47.756	3:10.228	161	1:18.429	2:52.297	49	1:50.457	2:53.122							22	2:28.848	2:44.382
161	48.559	3:11.031	49	1:19.671	2:54.727	166	1:51.141	2:56.397									
97	50.092	3:12.564	97	1:20.768	2:53.103	97	1:51.744	2:53.312									
65	52.963	3:15.435	65	1:30.171	2:59.635	78	1:52.656	3:14.888									
6	1:18.619	3:41.091				65	2:07.385	2:59.550									

Session Start: 12:29:17 - Finish: 12:51:05
Weather/Track Conditions: Overcast / Dry
Circuit: Silverstone Historic Grand Prix
Track Length: 5.857 Km - 3.6394 miles
Printed: 21-07-2018 - 13:30

MST
Results: www.mstworld.com. Live Timing: https://livetiming.getraceresults.com/mst. Email: timing@mstworld.com

Silverstone Classic - 20 - 22 Jul 2018

Denny Hulme Trophy For Historic Formula Junior Period F

Race 4 - Lap Chart

Lap 7			Lap 8		
NO	Behind	Laptime	NO	Behind	Laptime
53		3:27.426	53		4:11.246
196	0.690	3:27.738	57	0.349	4:02.004
23	1 LAP	3:36.974	196	0.795	4:11.351
78	1 LAP	3:29.108	99	1.691	4:02.968
57	9.591	3:21.710	74	1.882	4:02.584
99	9.969	3:19.981	181	2.114	4:02.360
74	10.544	3:20.217	66	2.633	4:02.552
181	11.000	3:20.299	23	1 LAP	4:12.649
66	11.327	3:20.022	78	1 LAP	4:07.705
166	1 LAP	3:17.213	166	1 LAP	4:05.109
161	1 LAP	3:17.146	161	1 LAP	4:05.067
75	1:20.153	4:22.065	75	1:09.686	4:00.779
69	1:20.635	4:21.584	69	1:10.014	4:00.625
49	1 LAP	4:19.307	61	1:10.535	4:00.083
61	1:21.698	4:18.559	49	1 LAP	4:00.825
96	1 LAP	4:18.509	96	1 LAP	4:00.590
97	1 LAP	4:14.718	97	1 LAP	4:00.449
80	1:23.791	4:11.890	80	1:12.796	4:00.251
58	1:24.394	4:07.863	58	1:13.393	4:00.245
55	1:25.375	4:04.468	55	1:14.378	4:00.249
93	1:26.500	4:04.371	93	1:14.938	3:59.684
62	1:28.030	4:06.213	62	1:16.066	3:59.282
84	1:28.397	4:05.675	84	1:16.899	3:59.748
82	1:28.952	4:04.097	82	1:17.962	4:00.256
183	1:29.705	3:54.021	183	1:18.604	4:00.145
65	1 LAP	3:54.989	65	1 LAP	4:00.607
179	1:31.042	3:52.414	179	1:20.254	4:00.458
167	1:31.672	3:50.787	167	1:21.394	4:00.968
71	1:32.232	3:51.055	71	1:21.657	4:00.671
163	1:33.006	3:51.750	163	1:22.293	4:00.533
59	1:34.102	3:49.779	59	1:23.594	4:00.738
87	1:34.937	3:48.609	87	1:24.655	4:00.964
83	1:35.341	3:47.125	83	1:25.715	4:01.620
27	1:35.940	3:46.956	27	1:26.503	4:01.809
2	1:37.257	3:44.814	2	1:26.980	4:00.969
44	1:37.998	3:42.063	44	1:27.873	4:01.121
48	1:38.664	3:42.241	48	1:28.965	4:01.547
98	1:39.200	3:41.974	98	1:29.490	4:01.536
73	1:39.784	3:41.916	73	1:30.153	4:01.615
122	1:40.280	3:35.127	122	1:30.579	4:01.545
76	1:41.637	3:31.745	76	1:31.021	4:00.630
42	1:44.084	3:13.010	42	1:31.933	3:59.095
72	1:44.563	3:12.706	72	1:32.386	3:59.069
50	1:47.507	2:47.788	50	1:34.190	3:57.929
22	1:48.388	2:46.966	22	1:35.326	3:58.184

Session Start: 12:29:17 - Finish: 12:51:05
Weather/Track Conditions: Overcast / Dry
Circuit: Silverstone Historic Grand Prix
Track Length: 5.857 Km - 3.6394 miles
Printed: 21-07-2018 - 13:30

MST
Results: www.mstworld.com. Live Timing: https://livetiming.getraceresults.com/mst. Email: timing@mstworld.com

Silverstone Classic - 20 - 22 Jul 2018

Jochen Rindt Trophy For Historic Formula Junior Period F

Race 12 - Classification

Sheet No:

POS	NO	DRIVER/S	CLASS	CLASS POS	CAR MAKE / MODEL	TIME	LAPS	GAP	DIFF	MPH	BEST	ON
1	53	Sam Wilson	E1	1	Lotus 20/22	21:20.678	9	-- 9 laps --		92.07	2:20.228	4
2	66	Cameron Jackson	E1	2	Brabham BT2	21:32.640	9	11.962	11.962	91.22	2:20.461	4
3	75	Peter Morton	E1	3	Lightning Envoyette	21:38.533	9	17.855	5.893	90.80	2:23.202	5
4	80	Nicholas Fennell	E1	4	Lotus 27	21:40.726	9	20.048	2.193	90.65	2:23.206	5
5	74	Benn Tilley	E1	5	Lola Mk5	21:41.070	9	20.392	0.344	90.63	2:23.228	3
6	181	Gregory Thornton	E1	6	Lotus 22	21:43.263	9	22.585	2.193	90.47	2:23.374	6
7	99	Mark Shaw	E1	7	Brabham BT6	21:50.834	9	30.156	7.571	89.95	2:23.336	5
8	69	Stuart Roach	E1	8	Alexis Mk4	21:51.136	9	30.458	0.302	89.93	2:23.654	4
9	57	Jonathan Milicevic	E1	9	Merlyn Mk5/7	22:02.856	9	42.178	11.720	89.14	2:23.770	3
10	83	Martin Walford	E1	10	Lotus 22	22:08.373	9	47.695	5.517	88.76	2:25.245	2
11	122	Adrian Russell	E1	11	Lotus 22	22:09.498	9	48.820	1.125	88.69	2:25.613	6
12	61	Simon Diffey	E1	12	Lotus 20	22:09.993	9	49.315	0.495	88.66	2:25.326	2
13	27	Richard Wilson	E1	13	Lotus 27	22:10.432	9	49.754	0.439	88.63	2:25.915	4
14	84	Mark Woodhouse	E1	14	Brabham BT6	22:11.493	9	50.815	1.061	88.56	2:25.855	6
15	58	Richard Smeeton	E1	15	Wainer 63	22:13.531	9	52.853	2.038	88.42	2:25.531	6
16	93	Michael Hibberd	E1	16	Lotus 22	22:17.333	9	56.655	3.802	88.17	2:26.998	7
17	179	Pietro Vergnano	E1	17	Brabham BT6	22:25.659	9	1:04.981	8.326	87.63	2:26.499	6
18	55	Christopher Drake	D2	1	Elva 300	22:29.023	9	1:08.345	3.364	87.40	2:26.684	3
19	82	Andrew Garside	E1	18	Lotus 20	22:35.476	9	1:14.798	6.453	86.99	2:27.709	6
20	163	Gregoire Audi	E1	19	Lotus 22	22:35.962	9	1:15.284	0.486	86.95	2:28.052	7
21	183	Jonathan Fyda	D2	2	U2 Mk3	22:38.023	9	1:17.345	2.061	86.82	2:29.007	5
22	87	Pierre Guichard	D2	3	Lynx T3	22:47.291	9	1:26.613	9.268	86.24	2:29.417	3
23	167	Richard Tarling	D1	1	Lotus 20	22:47.565	9	1:26.887	0.274	86.22	2:29.835	4
24	2	Charlie Jones Best	E1	20	Lotus 20/22	23:01.184	9	1:40.506	13.619	85.37	2:30.586	6
25	67	Anthony Binnington	E1	21	Cooper T67	23:04.237	9	1:43.559	3.053	85.18	2:30.223	5
26	59	Robin Longdon	D2	4	Lola Mk3	23:10.798	9	1:50.120	6.561	84.78	2:30.585	4
27	98	Chris Merrick	E1	22	Cooper T59	23:22.509	9	2:01.831	11.711	84.07	2:32.945	5
28	73	Peter Anstiss	E1	23	Lotus 20/22	23:23.317	9	2:02.639	0.808	84.02	2:33.224	3
29	150	David Watkins	D2	5	Elfin FJ	23:25.025	9	2:04.347	1.708	83.92	2:33.060	7
30	12	Keith Pickering	D2	6	Alexis Mk3	23:36.073	9	2:15.395	11.048	83.26	2:32.877	7
31	76	Simon Durling	E1	24	Lotus 22	23:39.122	9	2:18.444	3.049	83.09	2:34.235	6
32	42	Martin Aubert	D2	7	Lotus 20	23:52.900	9	2:32.222	13.778	82.29	2:36.522	8
33	71	James Hicks	D2	8	Caravelle Mk3	21:24.724	8	-- 8 laps --	9.059	81.58	2:30.118	4
34	50	Dr David Innes	E1	25	Lola Mk5A	21:33.425	8	8.701	8.701	81.03	2:38.599	3
35	72	Tom De Gres	E2	1	Cooper T59	21:59.995	8	35.271	26.570	79.40	2:39.057	3
36	22	Jeffrey Anderson	E1	26	Lotus 20/22	22:05.310	8	40.586	5.315	79.08	2:42.408	6
37	166	Sharon Adelman	E1	27	Brabham BT6	22:19.102	8	54.378	13.792	78.27	2:41.362	6

Car 78 - 30 second penalty applied (No working transponder - Q12.2.1 refers).

Session Start: 09:03:11 - Finish: 09:24:31
Weather/Track Conditions: Overcast / Dry
Circuit: Silverstone Historic Grand Prix
Track Length: 5.857 Km - 3.6394 miles

These results are provisional until the conclusion of any judicial and technical matters.

Clerk of the Course:	Timekeeper:	Issued at:
Julian Floyd	Nick Palmer	

Silverstone Classic - 20 - 22 Jul 2018

Jochen Rindt Trophy For Historic Formula Junior Period F

Race 12 - Classification

Sheet No:

38	23	Keith Roach	D2	9	Condor S3	22:21.616	8	56.892	2.514	78.13	2:43.174	6
39	96	Malcolm Wishart	E2	2	Cooper T65	22:42.582	8	1:17.858	20.966	76.92	2:47.095	3
40	97	Hans Ciers	D2	10	Lotus 20	22:51.611	8	1:26.887	9.029	76.42	2:46.785	3
41	78	Peter Froude	E1	28	Lotus 22	22:54.839	8	1:30.115	3.228	76.24	2:42.120	7
42	49	Martin Mchugh	D2	11	North Star Mk1	23:15.778	8	1:51.054	20.939	75.09	2:49.559	3
43	65	Richard Ferris	E1	29	Donford FJ	23:49.564	8	2:24.840	33.786	73.32	2:49.098	8
---------- NOT CLASSIFIED ----------												
DNF	196	Timothy De Silva	E1		Brabham BT2	19:13.935	8	-- 8 laps --		90.83	2:21.027	3
DNF	62	Andrew Beaumont	E1		Lotus 22	17:22.454	7	-- 7 laps --	36.456	87.97	2:27.200	3
DNF	161	Phil Foulkes	E1		Lotus 20/22	16:27.756	6	-- 6 laps --	1:32.732	79.58	2:40.769	5
DNF	48	John Delane	D2		Lotus 18	12:41.096	5	-- 5 laps --		86.07	2:29.517	2
DNF	127	Martin Bullock	D2		Wren FJ	7:30.419	3	-- 3 laps --		87.26	2:27.782	2
DNF	44	Iain Rowley	E1		Lotus 22	2:52.813	1	-- 1 laps --	18.536	75.81	2:52.813	1
DNF	6	Allan Conway	D2		Gemini Mk3A	3:32.048	1	39.235	39.235	61.78	3:32.048	1

---------- FASTEST LAP SUMMARY ----------

NO	DRIVER/S	CLASS	CAR MAKE / MODEL	FASTEST LAP	ON	MPH
53	Sam Wilson	E1	Lotus 20/22	2:20.228	4	93.43
55	Christopher Drake	D2	Elva 300	2:26.684	3	89.32
167	Richard Tarling	D1	Lotus 20	2:29.835	4	87.44
72	Tom De Gres	E2	Cooper T59	2:39.057	3	82.37

Car 78 - 30 second penalty applied (No working transponder - Q12.2.1 refers).

Session Start: 09:03:11 - Finish: 09:24:31
Weather/Track Conditions: Overcast / Dry
Circuit: Silverstone Historic Grand Prix
Track Length: 5.857 Km - 3.6394 miles

These results are provisional until the conclusion of any judicial and technical matters.

Clerk of the Course:	Timekeeper:	Issued at:
Julian Floyd	Nick Palmer	

Silverstone Classic - 20 - 22 Jul 2018

Jochen Rindt Trophy For Historic Formula Junior Period F

Race 12 - Sector Analysis

2 Charlie Jones Best (E1) — Lotus 20/22

lap	Sect-1	Speed	Sect-2	Speed	Sect-3	Speed	Laptime	Pit	lap	Sect-1	Speed	Sect-2	Speed	Sect-3	Speed	Laptime	Pit
1		100.0	1:16.567	122.9	29.806	87.8	2:40.343		6	47.092	113.4	1:15.293	121.8	28.201	89.7	2:30.586	
2	51.224	113.6	1:16.949	121.1	29.169	87.8	2:37.342		7	47.289	112.4	1:15.333	121.8	28.353	90.1	2:30.975	
3	48.181	108.8	1:16.320	122.5	28.790	87.8	2:33.291		8	47.330	113.7	1:15.269	122.0	29.711	87.4	2:32.310	
4	47.886	114.9	1:14.786	121.6	28.753	89.5	2:31.425		9	48.735	111.5	1:16.355	121.1	28.885	88.0	2:33.975	
5	47.000	113.4	1:15.022	121.1	28.915	88.4	2:30.937		10								

6 Allan Conway (D2) — Gemini Mk3A

lap	Sect-1	Speed	Sect-2	Speed	Sect-3	Speed	Laptime	Pit	lap	Sect-1	Speed	Sect-2	Speed	Sect-3	Speed	Laptime	Pit
1		95.2	1:35.198	81.2	43.916	65.1	3:32.048		2								

12 Keith Pickering (D2) — Alexis Mk3

lap	Sect-1	Speed	Sect-2	Speed	Sect-3	Speed	Laptime	Pit	lap	Sect-1	Speed	Sect-2	Speed	Sect-3	Speed	Laptime	Pit
1		107.0	1:19.389	123.4	29.986	87.0	2:47.307		6	48.111	110.0	1:16.479	117.9	29.197	89.1	2:33.787	
2	48.325	113.9	1:17.853	119.8	29.339	82.4	2:35.517		7	47.593	111.1	1:16.116	119.4	29.168	86.3	2:32.877	
3	49.858	113.4	1:16.324	120.5	29.247	85.9	2:35.429		8	47.841	110.4	1:26.691	116.3	30.212	83.7	2:44.744	
4	48.213	114.1	1:16.663	120.5	29.759	86.3	2:34.635		9	48.802	107.9	1:18.464	115.1	29.666	85.9	2:36.932	
5	48.474	110.9	1:16.943	118.1	29.428	88.1	2:34.845		10								

22 Jeffrey Anderson (E1) — Lotus 20/22

lap	Sect-1	Speed	Sect-2	Speed	Sect-3	Speed	Laptime	Pit	lap	Sect-1	Speed	Sect-2	Speed	Sect-3	Speed	Laptime	Pit
1		87.4	1:22.727	120.7	32.398	81.3	2:58.446		5	51.101	101.8	1:19.749	122.9	32.702	82.4	2:43.552	
2	51.745	87.5	1:20.931	121.6	31.783	82.6	2:44.459		6	50.952	107.0	1:20.804	122.2	30.652	85.3	2:42.408	
3	50.400	88.5	1:20.746	109.8	31.817	81.9	2:42.963		7	51.661	101.7	1:22.618	123.6	30.702	83.9	2:44.981	
4	50.818	102.8	1:21.595	116.1	33.080	81.3	2:45.493		8	51.048	106.2	1:21.071	122.2	30.889	83.1	2:43.008	

23 Keith Roach (D2) — Condor S3

lap	Sect-1	Speed	Sect-2	Speed	Sect-3	Speed	Laptime	Pit	lap	Sect-1	Speed	Sect-2	Speed	Sect-3	Speed	Laptime	Pit
1		87.2	1:21.671	110.9	32.366	77.5	3:00.177		5	52.946	101.2	1:22.016	112.2	30.640	81.5	2:45.602	
2	52.517	99.7	1:22.550	112.8	30.241	81.8	2:45.308		6	51.066	103.6	1:21.779	111.7	30.329	80.1	2:43.174	
3	51.764	103.4	1:20.961	112.6	30.561	80.0	2:43.286		7	55.293	100.6	1:21.989	113.2	29.957	84.5	2:47.239	
4	52.412	96.4	1:21.722	105.5	30.983	80.1	2:45.117		8	56.554	100.3	1:24.258	109.7	30.901	81.5	2:51.713	

27 Richard Wilson (E1) — Lotus 27

lap	Sect-1	Speed	Sect-2	Speed	Sect-3	Speed	Laptime	Pit	lap	Sect-1	Speed	Sect-2	Speed	Sect-3	Speed	Laptime	Pit
1		117.1	1:14.138	126.4	27.911	88.7	2:31.870		6	46.719	115.7	1:14.066	124.7	27.306	91.6	2:28.091	
2	46.013	116.1	1:13.391	122.7	28.170	91.4	2:27.574		7	46.690	116.9	1:13.695	125.7	29.337	90.2	2:29.722	
3	45.834	116.9	1:13.409	123.6	27.311	92.2	2:26.554		8	46.034	116.3	1:13.441	129.3	27.695	92.7	2:27.170	
4	44.998	117.9	1:14.118	125.9	26.799	87.8	2:25.915		9	45.763	118.1	1:13.987	125.9	27.244	91.4	2:26.994	
5	46.206	114.1	1:12.721	125.4	27.615	86.3	2:26.542		10								

42 Martin Aubert (D2) — Lotus 20

lap	Sect-1	Speed	Sect-2	Speed	Sect-3	Speed	Laptime	Pit	lap	Sect-1	Speed	Sect-2	Speed	Sect-3	Speed	Laptime	Pit
1		107.2	1:21.024	117.7	30.413	85.8	2:50.812		6	49.315	109.5	1:19.972	118.6	30.198	86.9	2:39.485	
2	50.169	108.2	1:18.664	118.4	30.074	83.5	2:38.907		7	49.104	105.5	1:19.052	119.8	29.893	84.5	2:38.049	
3	49.195	110.9	1:17.883	118.4	29.745	85.6	2:36.823		8	48.882	110.2	1:18.219	119.2	29.421	86.8	2:36.522	
4	49.437	109.3	1:19.294	119.4	29.536	85.8	2:38.267		9	48.735	110.4	1:19.066	118.1	29.434	87.4	2:37.235	
5	48.878	110.7	1:18.382	118.8	29.540	85.8	2:36.800		10								

44 Iain Rowley (E1) — Lotus 22

lap	Sect-1	Speed	Sect-2	Speed	Sect-3	Speed	Laptime	Pit	lap	Sect-1	Speed	Sect-2	Speed	Sect-3	Speed	Laptime	Pit
1		106.4	1:25.594	124.0	31.327	83.4	2:52.813		2								

48 John Delane (D2) — Lotus 18

lap	Sect-1	Speed	Sect-2	Speed	Sect-3	Speed	Laptime	Pit	lap	Sect-1	Speed	Sect-2	Speed	Sect-3	Speed	Laptime	Pit
1		105.2	1:16.281	124.0	28.113	85.5	2:37.942		4	47.445	112.2	1:15.615	123.1	28.745	82.2	2:31.805	
2	46.924	117.3	1:14.619	126.6	27.974	86.3	2:29.517		5	47.777	117.1	1:16.036	120.7	28.072	89.7	2:31.885	
3	46.765	113.9	1:15.274	125.4	27.908	87.6	2:29.947		6								

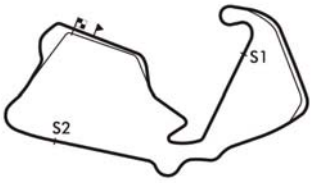

Session Start: 09:03:11 - Finish: 09:24:31
Weather/Track Conditions: Overcast / Dry
Circuit: Silverstone Historic Grand Prix
Track Length: 5.857 Km - 3.6394 miles
Printed: 22-07-2018 - 09:34

MST
Results: www.mstworld.com. Live Timing: https://livetiming.getraceresults.com/mst. Email: timing@mstworld.com

Silverstone Classic - 20 - 22 Jul 2018

Jochen Rindt Trophy For Historic Formula Junior Period F

Race 12 - Sector Analysis

49 Martin Mchugh (D2) — North Star Mk1

lap	Sect-1	Speed	Sect-2	Speed	Sect-3	Speed	Laptime	Pit	lap	Sect-1	Speed	Sect-2	Speed	Sect-3	Speed	Laptime	Pit
1		86.1	1:25.280	109.3	33.763	64.2	3:05.921		5	53.129	99.6	1:24.830	109.3	35.630	71.7	2:53.589	
2	54.505	100.8	1:22.514	108.1	33.016	76.7	2:50.035		6	55.119	95.5	1:27.538	110.0	35.240	74.4	2:57.897	
3	52.918	101.5	1:23.813	109.1	32.828	72.2	2:49.559		7	55.179	99.7	1:25.987	102.5	33.829	74.6	2:54.995	
4	52.806	100.5	1:24.747	107.9	33.229	76.4	2:50.782		8	53.852	97.3	1:25.533	108.1	33.615	76.8	2:53.000	

50 Dr David Innes (E1) — Lola Mk5A

lap	Sect-1	Speed	Sect-2	Speed	Sect-3	Speed	Laptime	Pit	lap	Sect-1	Speed	Sect-2	Speed	Sect-3	Speed	Laptime	Pit
1		105.5	1:20.384	121.6	30.974	83.1	2:51.913		5	49.927	108.4	1:19.076	120.1	30.515	81.0	2:39.518	
2	50.434	110.0	1:18.157	120.7	30.436	85.3	2:39.027		6	50.097	107.9	1:19.840	120.5	30.223	81.8	2:40.160	
3	49.613	110.7	1:18.569	121.8	30.417	85.1	2:38.599		7	50.143	111.5	1:19.026	120.3	30.597	82.4	2:39.766	
4	49.738	100.8	1:20.019	120.9	30.158	84.0	2:39.915		8	52.440	102.8	1:20.241	119.4	31.846	77.0	2:44.527	

53 Sam Wilson (E1) — Lotus 20/22

lap	Sect-1	Speed	Sect-2	Speed	Sect-3	Speed	Laptime	Pit	lap	Sect-1	Speed	Sect-2	Speed	Sect-3	Speed	Laptime	Pit
1		118.1	1:12.183	128.6	26.823	92.9	2:23.151		6	43.738	121.6	1:12.022	125.9	26.336	93.7	2:22.096	
2	43.941	119.2	1:11.144	128.1	26.317	92.4	2:21.402		7	44.051	121.4	1:12.313	129.1	27.822	88.4	2:24.186	
3	43.816	119.2	1:10.872	128.6	26.456	93.3	2:21.144		8	44.812	120.5	1:11.860	124.5	26.664	92.4	2:23.336	
4	43.776	117.9	1:10.558	129.1	25.894	93.6	2:20.228		9	44.746	119.4	1:12.761	123.6	27.298	90.7	2:24.805	
5	43.740	119.8	1:10.564	129.1	26.026	93.6	2:20.330		10								

55 Christopher Drake (D2) — Elva 300

lap	Sect-1	Speed	Sect-2	Speed	Sect-3	Speed	Laptime	Pit	lap	Sect-1	Speed	Sect-2	Speed	Sect-3	Speed	Laptime	Pit
1		113.4	1:15.088	126.4	27.572	90.9	2:32.536		6	46.379	114.1	1:14.675	125.4	27.597	92.8	2:28.651	
2	45.425	120.5	1:14.318	126.4	27.512	92.9	2:27.255		7	45.865	113.2	1:14.509	125.4	27.585	93.1	2:27.959	
3	45.836	114.1	1:13.414	127.3	27.434	92.3	2:26.684		8	47.424	117.3	1:14.495	126.1	28.696	91.3	2:30.615	
4	45.512	112.4	1:13.891	125.7	37.389	76.4	2:36.792		9	46.411	108.8	1:14.903	125.9	27.755	90.4	2:29.069	
5	46.715	114.1	1:14.506	124.5	28.241	90.0	2:29.462		10								

57 Jonathan Milicevic (E1) — Merlyn Mk5/7

lap	Sect-1	Speed	Sect-2	Speed	Sect-3	Speed	Laptime	Pit	lap	Sect-1	Speed	Sect-2	Speed	Sect-3	Speed	Laptime	Pit
1		114.7	1:11.951	127.6	27.062	91.4	2:25.705		6	46.738	114.1	1:12.964	122.5	26.963	91.4	2:26.665	
2	45.681	115.7	1:12.053	125.9	26.395	93.2	2:24.129		7	47.969	111.8	1:14.421	121.6	28.328	91.9	2:30.718	
3	45.030	116.3	1:11.810	125.7	26.930	93.7	2:23.770		8	46.083	111.7	1:14.305	116.5	29.116	90.6	2:29.504	
4	45.345	115.5	1:12.534	126.1	27.439	84.9	2:25.318		9	47.141	111.3	1:15.396	119.6	28.187	90.1	2:30.724	
5	46.710	114.1	1:12.389	123.6	27.224	90.9	2:26.323		10								

58 Richard Smeeton (E1) — Wainer 63

lap	Sect-1	Speed	Sect-2	Speed	Sect-3	Speed	Laptime	Pit	lap	Sect-1	Speed	Sect-2	Speed	Sect-3	Speed	Laptime	Pit
1		111.5	1:14.556	127.3	27.900	89.2	2:33.252		6	45.210	118.1	1:13.027	127.8	27.294	88.2	2:25.531	
2	45.692	116.9	1:13.571	127.8	27.906	89.4	2:27.169		7	46.206	117.3	1:14.157	126.1	28.005	89.4	2:28.368	
3	45.528	115.9	1:14.611	126.4	27.383	86.4	2:27.522		8	46.680	113.6	1:14.328	127.8	27.385	87.3	2:28.393	
4	45.405	117.1	1:13.359	126.6	28.928	87.4	2:27.692		9	45.641	117.7	1:15.283	125.9	27.322	88.9	2:28.246	
5	45.720	116.5	1:13.915	127.1	27.723	88.5	2:27.358		10								

59 Robin Longdon (D2) — Lola Mk3

lap	Sect-1	Speed	Sect-2	Speed	Sect-3	Speed	Laptime	Pit	lap	Sect-1	Speed	Sect-2	Speed	Sect-3	Speed	Laptime	Pit
1		104.7	1:19.555	121.6	29.779	86.4	2:46.018		6	46.810	111.3	1:16.356	121.8	29.224	84.0	2:32.390	
2	49.297	109.5	1:18.330	119.6	28.762	85.1	2:36.389		7	48.098	111.5	1:15.924	121.1	28.828	89.0	2:32.850	
3	48.246	109.1	1:16.104	119.4	28.491	85.8	2:32.841		8	47.790	111.3	1:16.148	120.3	29.002	86.8	2:32.940	
4	46.929	112.0	1:15.360	120.7	28.296	86.1	2:30.585		9	47.854	109.5	1:16.700	118.8	29.113	86.8	2:33.667	
5	48.521	111.8	1:15.525	122.5	29.072	89.2	2:33.118		10								

61 Simon Diffey (E1) — Lotus 20

lap	Sect-1	Speed	Sect-2	Speed	Sect-3	Speed	Laptime	Pit	lap	Sect-1	Speed	Sect-2	Speed	Sect-3	Speed	Laptime	Pit
1		115.1	1:13.392	123.1	27.095	86.6	2:28.868		6	45.847	114.1	1:13.886	122.0	27.288	89.6	2:27.021	
2	45.411	114.7	1:12.952	122.5	26.963	91.1	2:25.326		7	46.280	116.5	1:14.666	123.4	27.725	88.0	2:28.671	
3	45.884	113.9	1:13.355	120.5	27.160	85.5	2:26.399		8	46.184	113.4	1:13.565	122.0	27.248	86.9	2:26.997	
4	45.821	112.0	1:14.152	120.9	27.085	89.4	2:27.058		9	46.561	118.1	1:13.587	122.0	27.007	90.8	2:27.155	
5	45.839	112.2	1:13.799	122.5	32.860	85.7	2:32.498		10								

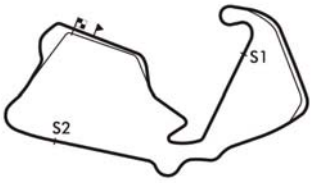

Session Start: 09:03:11 - Finish: 09:24:31
Weather/Track Conditions: Overcast / Dry
Circuit: Silverstone Historic Grand Prix
Track Length: 5.857 Km - 3.6394 miles
Printed: 22-07-2018 - 09:34

MST
Results: www.mstworld.com. Live Timing: https://livetiming.getraceresults.com/mst. Email: timing@mstworld.com

Silverstone Classic - 20 - 22 Jul 2018

Jochen Rindt Trophy For Historic Formula Junior Period F

Race 12 - Sector Analysis

62 Andrew Beaumont (E1) — Lotus 22

lap	Sect-1	Speed	Sect-2	Speed	Sect-3	Speed	Laptime	Pit	lap	Sect-1	Speed	Sect-2	Speed	Sect-3	Speed	Laptime	Pit
1		115.1	1:14.648	126.6	28.719	89.5	2:35.225		5	46.158	117.5	1:13.944	126.1	27.791	88.3	2:27.893	
2	46.869	117.7	1:14.000	126.4	27.824	85.6	2:28.693		6	46.466	117.1	1:13.618	125.7	28.141	91.1	2:28.225	
3	45.683	120.7	1:13.688	128.3	27.829	88.0	2:27.200		7	45.803	115.9	1:13.945	128.3	27.682	92.7	2:27.430	
4	46.398	119.6	1:14.028	126.9	27.362	91.4	2:27.788		8								

65 Richard Ferris (E1) — Donford FJ

lap	Sect-1	Speed	Sect-2	Speed	Sect-3	Speed	Laptime	Pit	lap	Sect-1	Speed	Sect-2	Speed	Sect-3	Speed	Laptime	Pit
1		83.7	1:26.382	87.8	32.539	82.7	3:07.564		5	53.717	81.0	1:27.082	86.5	31.462	80.7	2:52.261	
2	54.604	84.5	1:27.723	85.5	33.253	77.5	2:55.580		6	54.918	84.6	1:25.759	88.1	31.934	84.6	2:52.611	
3	54.692	81.9	1:27.026	84.5	33.009	80.2	2:54.727		7	1:14.596	83.7	1:36.573	87.7	32.414	85.4	3:23.583	
4	55.356	82.4	1:26.726	84.3	32.058	79.2	2:54.140		8	52.648	84.2	1:25.348	86.3	31.102	83.5	2:49.098	

66 Cameron Jackson (E1) — Brabham BT2

lap	Sect-1	Speed	Sect-2	Speed	Sect-3	Speed	Laptime	Pit	lap	Sect-1	Speed	Sect-2	Speed	Sect-3	Speed	Laptime	Pit
1		123.1	1:11.976	130.3	27.993	91.2	2:38.984		6	43.769	123.4	1:10.168	132.1	26.663	92.7	2:20.600	
2	44.900	122.9	1:11.493	131.1	26.848	89.1	2:23.241		7	44.151	123.4	1:12.464	133.4	26.237	94.9	2:22.852	
3	44.040	124.0	1:12.070	128.3	25.895	94.0	2:22.005		8	44.540	124.3	1:10.731	129.3	26.050	93.6	2:21.321	
4	44.276	120.1	1:10.246	128.8	25.939	95.2	2:20.461		9	44.467	120.7	1:10.769	128.3	26.684	92.4	2:21.920	
5	43.466	122.5	1:10.224	132.6	27.566	93.2	2:21.256		10								

67 Anthony Binnington (E1) — Cooper T67

lap	Sect-1	Speed	Sect-2	Speed	Sect-3	Speed	Laptime	Pit	lap	Sect-1	Speed	Sect-2	Speed	Sect-3	Speed	Laptime	Pit
1		106.9	1:19.251	121.1	30.092	88.2	2:47.750		6	46.914	113.2	1:15.066	123.4	29.190	82.6	2:31.170	
2	48.948	108.4	1:17.571	122.5	28.897	86.5	2:35.416		7	47.822	113.9	1:15.198	120.9	27.838	90.2	2:30.858	
3	48.568	111.8	1:17.866	120.5	28.875	89.1	2:35.309		8	47.407	110.2	1:15.108	120.3	27.797	90.3	2:30.312	
4	47.409	113.6	1:15.991	120.3	28.453	89.8	2:31.853		9	47.657	111.7	1:16.028	119.6	27.661	90.4	2:31.346	
5	46.659	113.7	1:15.551	119.6	28.013	90.3	2:30.223		10								

69 Stuart Roach (E1) — Alexis Mk4

lap	Sect-1	Speed	Sect-2	Speed	Sect-3	Speed	Laptime	Pit	lap	Sect-1	Speed	Sect-2	Speed	Sect-3	Speed	Laptime	Pit
1		116.7	1:13.485	126.1	26.901	89.1	2:27.995		6	45.964	114.9	1:12.476	123.4	26.744	88.8	2:25.184	
2	45.362	116.1	1:11.647	127.1	27.002	90.0	2:24.011		7	45.950	114.9	1:13.685	123.8	26.797	93.2	2:26.432	
3	45.644	117.1	1:11.906	126.6	26.325	91.7	2:23.875		8	46.109	114.9	1:13.779	122.7	26.947	89.1	2:26.835	
4	44.568	119.2	1:11.799	129.1	27.287	89.2	2:23.654		9	46.170	114.7	1:13.670	123.1	27.169	92.9	2:27.009	
5	46.230	117.7	1:12.460	126.9	27.451	90.3	2:26.141		10								

71 James Hicks (D2) — Caravelle Mk3

lap	Sect-1	Speed	Sect-2	Speed	Sect-3	Speed	Laptime	Pit	lap	Sect-1	Speed	Sect-2	Speed	Sect-3	Speed	Laptime	Pit
1		112.0	1:15.477	123.1	27.888	87.6	2:35.926		5	48.086	110.2	1:15.122	123.4	28.322	86.3	2:31.530	
2	47.335	111.3	1:15.194	122.9	28.072	85.4	2:30.601		6	47.789	110.6	1:14.970	121.1	27.914	88.4	2:30.673	
3	47.371	109.5	1:15.278	123.4	27.669	89.4	2:30.318		7	1:56.991	83.4	1:17.637	122.2	27.799	86.9	3:42.427	
4	47.738	110.4	1:14.706	122.5	27.674	88.3	2:30.118		8	48.140	107.4	1:17.009	121.6	27.982	87.7	2:33.131	

72 Tom De Gres (E2) — Cooper T59

lap	Sect-1	Speed	Sect-2	Speed	Sect-3	Speed	Laptime	Pit	lap	Sect-1	Speed	Sect-2	Speed	Sect-3	Speed	Laptime	Pit
1		104.9	1:20.936	117.9	29.212	85.9	2:48.277		5	50.726	106.2	1:20.304	115.1	31.219	85.1	2:42.249	
2	1:12.049	107.5	1:18.640	116.7	31.226	78.8	3:01.915		6	50.069	104.7	1:19.356	113.4	30.826	82.0	2:40.251	
3	49.293	108.1	1:19.005	115.7	30.759	81.8	2:39.057		7	49.994	103.6	1:21.074	106.7	33.343	76.0	2:44.411	
4	49.461	108.2	1:20.586	114.5	31.334	79.3	2:41.381		8	51.062	104.7	1:20.689	112.4	30.703	85.8	2:42.454	

73 Peter Anstiss (E1) — Lotus 20/22

lap	Sect-1	Speed	Sect-2	Speed	Sect-3	Speed	Laptime	Pit	lap	Sect-1	Speed	Sect-2	Speed	Sect-3	Speed	Laptime	Pit
1		110.4	1:19.270	120.1	29.778	88.0	2:46.884		6	48.030	111.3	1:17.207	119.2	29.524	85.4	2:34.761	
2	47.591	114.1	1:16.553	120.3	29.286	88.5	2:33.430		7	48.931	110.4	1:16.723	120.9	29.082	87.2	2:34.736	
3	47.543	112.2	1:16.072	120.7	29.609	84.4	2:33.224		8	47.861	111.3	1:17.568	119.8	30.086	87.0	2:35.515	
4	47.806	112.2	1:17.353	120.1	29.582	87.3	2:34.741		9	48.218	110.9	1:17.486	123.4	29.226	84.0	2:34.930	
5	48.358	110.9	1:17.514	120.1	29.224	88.7	2:35.096		10								

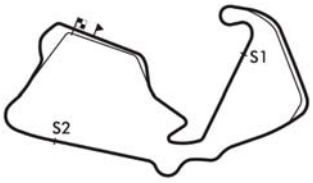

Session Start: 09:03:11 - Finish: 09:24:31
Weather/Track Conditions: Overcast / Dry
Circuit: Silverstone Historic Grand Prix
Track Length: 5.857 Km - 3.6394 miles
Printed: 22-07-2018 - 09:34

MST
Results: www.mstworld.com. Live Timing: https://livetiming.getraceresults.com/mst. Email: timing@mstworld.com

Silverstone Classic - 20 - 22 Jul 2018

Jochen Rindt Trophy For Historic Formula Junior Period F

Race 12 - Sector Analysis

74 Benn Tilley (E1) — Lola Mk5

lap	Sect-1	Speed	Sect-2	Speed	Sect-3	Speed	Laptime	Pit	lap	Sect-1	Speed	Sect-2	Speed	Sect-3	Speed	Laptime	Pit
1		118.6	1:12.839	123.6	26.984	86.7	2:27.553		6	44.752	116.5	1:12.068	123.6	26.584	90.7	2:23.404	
2	45.021	118.1	1:11.681	128.8	27.050	87.6	2:23.752		7	45.725	116.9	1:13.132	124.0	26.959	92.2	2:25.816	
3	45.087	115.9	1:11.468	127.3	26.673	92.1	2:23.228		8	44.895	117.3	1:13.115	125.7	27.169	88.7	2:25.179	
4	44.766	118.1	1:12.288	129.1	27.219	85.6	2:24.273		9	45.008	119.0	1:12.555	126.9	26.691	93.2	2:24.254	
5	45.775	116.1	1:11.437	125.0	26.399	92.8	2:23.611		10								

75 Peter Morton (E1) — Lightning Envoyette

lap	Sect-1	Speed	Sect-2	Speed	Sect-3	Speed	Laptime	Pit	lap	Sect-1	Speed	Sect-2	Speed	Sect-3	Speed	Laptime	Pit
1		116.5	1:12.350	128.1	27.206	92.9	2:25.522		6	44.910	119.0	1:12.767	130.6	26.830	94.1	2:24.507	
2	44.819	118.6	1:12.310	127.6	26.691	94.7	2:23.820		7	44.968	120.7	1:12.303	126.4	26.518	93.1	2:23.789	
3	45.028	118.1	1:11.924	126.4	27.046	94.0	2:23.998		8	44.896	120.3	1:12.348	127.1	26.962	92.6	2:24.206	
4	44.569	120.3	1:12.710	125.9	26.948	92.6	2:24.227		9	44.776	118.8	1:12.979	127.3	27.507	94.9	2:25.262	
5	44.715	117.1	1:11.685	126.4	26.802	90.4	2:23.202		10								

76 Simon Durling (E1) — Lotus 22

lap	Sect-1	Speed	Sect-2	Speed	Sect-3	Speed	Laptime	Pit	lap	Sect-1	Speed	Sect-2	Speed	Sect-3	Speed	Laptime	Pit
1		101.4	1:18.694	118.6	30.401	85.3	2:45.584		6	49.100	111.7	1:16.003	118.1	29.132	88.2	2:34.235	
2	48.734	104.7	1:19.719	118.4	30.115	82.2	2:38.568		7	48.949	109.5	1:16.833	118.1	29.100	88.5	2:34.882	
3	50.760	110.7	1:16.290	118.1	29.770	88.5	2:36.820		8	49.429	111.3	1:18.272	116.7	30.347	86.8	2:38.048	
4	49.179	112.2	1:17.317	118.4	29.401	87.3	2:35.897		9	48.714	110.4	1:20.870	115.1	29.679	89.0	2:39.263	
5	49.803	111.5	1:16.605	118.1	29.417	87.6	2:35.825		10								

78 Peter Froude (E1) — Lotus 22

lap	Sect-1	Speed	Sect-2	Speed	Sect-3	Speed	Laptime	Pit	lap	Sect-1	Speed	Sect-2	Speed	Sect-3	Speed	Laptime	Pit
1							2:59.783		5							2:43.459	
2							2:45.144		6							3:02.047	
3							2:42.305		7							2:42.120	
4							2:43.774		8							2:46.207	

80 Nicholas Fennell (E1) — Lotus 27

lap	Sect-1	Speed	Sect-2	Speed	Sect-3	Speed	Laptime	Pit	lap	Sect-1	Speed	Sect-2	Speed	Sect-3	Speed	Laptime	Pit
1		118.1	1:12.275	130.6	27.206	92.6	2:26.181		6	44.748	122.2	1:11.995	127.3	26.633	94.4	2:23.376	
2	45.206	120.3	1:11.937	127.6	27.246	92.4	2:24.389		7	45.367	119.0	1:13.191	128.8	27.307	93.9	2:25.865	
3	44.481	117.7	1:12.291	129.3	26.892	92.2	2:23.664		8	44.851	121.1	1:13.622	127.1	27.329	87.2	2:25.802	
4	44.360	120.1	1:12.176	130.1	27.166	92.7	2:23.702		9	45.259	119.6	1:12.313	127.3	26.969	92.8	2:24.541	
5	44.761	120.9	1:11.463	130.3	26.982	94.3	2:23.206		10								

82 Andrew Garside (E1) — Lotus 20

lap	Sect-1	Speed	Sect-2	Speed	Sect-3	Speed	Laptime	Pit	lap	Sect-1	Speed	Sect-2	Speed	Sect-3	Speed	Laptime	Pit
1		117.7	1:14.594	128.3	27.261	92.6	2:31.275		6	46.264	117.3	1:13.849	125.7	27.596	91.4	2:27.709	
2	46.011	117.3	1:13.901	125.0	27.820	92.6	2:27.732		7	46.161	117.5	1:13.977	126.6	28.189	91.4	2:28.327	
3	46.479	118.4	1:15.023	126.4	28.117	91.9	2:29.619		8	46.732	116.5	1:16.687	122.5	28.268	90.0	2:31.687	
4	46.996	115.7	1:14.809	117.7	27.970	92.6	2:29.775		9	49.390	105.7	1:20.113	104.4	29.561	85.1	2:39.064	
5	48.169	111.8	1:14.657	125.4	27.462	90.2	2:30.288		10								

83 Martin Walford (E1) — Lotus 22

lap	Sect-1	Speed	Sect-2	Speed	Sect-3	Speed	Laptime	Pit	lap	Sect-1	Speed	Sect-2	Speed	Sect-3	Speed	Laptime	Pit
1		109.3	1:13.810	126.9	27.308	92.6	2:29.972		6	45.472	117.9	1:12.972	125.7	27.501	92.2	2:25.945	
2	45.629	119.6	1:12.366	128.1	27.250	92.6	2:25.245		7	45.694	114.1	1:14.068	126.6	29.099	85.6	2:28.861	
3	45.102	113.2	1:13.548	119.4	27.690	89.8	2:26.340		8	46.517	113.6	1:13.946	126.1	29.150	85.9	2:29.613	
4	47.546	115.1	1:12.240	126.4	27.320	91.4	2:27.106		9	47.029	113.9	1:14.861	125.7	27.728	91.6	2:29.618	
5	44.967	120.7	1:13.154	125.4	27.552	87.8	2:25.673		10								

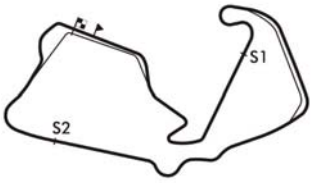

Session Start: 09:03:11 - Finish: 09:24:31
Weather/Track Conditions: Overcast / Dry
Circuit: Silverstone Historic Grand Prix
Track Length: 5.857 Km - 3.6394 miles
Printed: 22-07-2018 - 09:34

Silverstone Classic - 20 - 22 Jul 2018

Jochen Rindt Trophy For Historic Formula Junior Period F

Race 12 - Sector Analysis

84 Mark Woodhouse (E1) — Brabham BT6

lap	Sect-1	Speed	Sect-2	Speed	Sect-3	Speed	Laptime	Pit	lap	Sect-1	Speed	Sect-2	Speed	Sect-3	Speed	Laptime	Pit
1		115.9	1:14.918	127.6	28.599	90.7	2:34.618		6	45.357	118.8	1:13.308	125.2	27.190	90.9	2:25.855	
2	47.305	114.7	1:13.185	126.4	27.784	89.5	2:28.274		7	46.418	116.1	1:13.703	126.6	27.464	91.9	2:27.585	
3	46.726	112.6	1:14.003	126.6	27.711	90.9	2:28.440		8	46.111	117.3	1:13.921	126.6	27.186	91.3	2:27.218	
4	45.687	116.3	1:13.277	126.1	27.207	90.6	2:26.171		9	45.483	118.1	1:14.254	122.2	27.372	90.2	2:27.109	
5	45.705	116.1	1:12.657	127.3	27.861	90.0	2:26.223		10								

87 Pierre Guichard (D2) — Lynx T3

lap	Sect-1	Speed	Sect-2	Speed	Sect-3	Speed	Laptime	Pit	lap	Sect-1	Speed	Sect-2	Speed	Sect-3	Speed	Laptime	Pit
1		108.1	1:15.530	124.7	30.103	90.2	2:40.658		6	47.160	115.5	1:15.097	128.6	28.505	91.2	2:30.762	
2	47.018	115.7	1:13.592	126.4	29.033	91.1	2:29.643		7	47.409	110.6	1:16.182	125.2	28.458	90.0	2:32.049	
3	46.084	119.2	1:14.917	128.8	28.416	88.5	2:29.417		8	47.689	112.6	1:18.576	117.7	28.688	91.1	2:34.953	
4	46.146	111.3	1:14.994	122.5	28.828	91.2	2:29.968		9	46.780	118.1	1:14.322	126.9	28.981	88.5	2:30.083	
5	46.492	116.9	1:14.310	126.4	28.956	89.2	2:29.758		10								

93 Michael Hibberd (E1) — Lotus 22

lap	Sect-1	Speed	Sect-2	Speed	Sect-3	Speed	Laptime	Pit	lap	Sect-1	Speed	Sect-2	Speed	Sect-3	Speed	Laptime	Pit
1		114.5	1:14.841	126.6	28.295	89.6	2:36.442		6	46.102	118.6	1:13.465	126.9	27.567	92.2	2:27.134	
2	46.829	117.3	1:13.528	126.9	27.585	89.7	2:27.942		7	45.605	117.7	1:13.615	126.1	27.778	91.6	2:26.998	
3	45.749	117.5	1:13.838	128.1	27.745	91.1	2:27.332		8	45.973	117.3	1:13.895	125.7	27.535	90.3	2:27.403	
4	46.663	117.1	1:13.629	128.1	27.515	92.4	2:27.807		9	45.614	118.4	1:14.520	126.1	28.246	88.4	2:28.380	
5	45.929	118.4	1:13.690	128.8	28.276	91.9	2:27.895		10								

96 Malcolm Wishart (E2) — Cooper T65

lap	Sect-1	Speed	Sect-2	Speed	Sect-3	Speed	Laptime	Pit	lap	Sect-1	Speed	Sect-2	Speed	Sect-3	Speed	Laptime	Pit
1		83.5	1:24.074	106.2	31.914	79.6	3:02.580		5	53.298	95.1	1:24.003	107.2	31.908	78.4	2:49.209	
2	53.329	100.5	1:22.190	112.0	31.901	74.6	2:47.420		6	53.864	97.1	1:24.009	111.1	33.453	77.9	2:51.326	
3	53.032	102.0	1:21.880	111.8	32.183	76.6	2:47.095		7	52.704	100.0	1:23.413	112.8	32.045	76.1	2:48.162	
4	53.336	101.5	1:22.886	110.9	32.369	78.3	2:48.591		8	54.253	102.5	1:22.098	112.0	31.848	75.7	2:48.199	

97 Hans Ciers (D2) — Lotus 20

lap	Sect-1	Speed	Sect-2	Speed	Sect-3	Speed	Laptime	Pit	lap	Sect-1	Speed	Sect-2	Speed	Sect-3	Speed	Laptime	Pit
1		84.5	1:24.356	111.7	32.667	74.3	3:04.538		5	52.826	87.0	1:25.802	110.4	32.674	75.6	2:51.302	
2	52.109	96.3	1:21.909	108.4	32.931	77.3	2:46.949		6	55.451	91.9	1:25.211	113.0	32.592	80.7	2:53.254	
3	51.499	103.9	1:22.528	108.4	32.758	78.0	2:46.785		7	53.194	94.1	1:25.233	108.9	32.149	81.0	2:50.576	
4	52.731	92.2	1:22.903	109.1	32.663	77.1	2:48.297		8	53.304	94.4	1:24.278	103.9	32.328	78.7	2:49.910	

98 Chris Merrick (E1) — Cooper T59

lap	Sect-1	Speed	Sect-2	Speed	Sect-3	Speed	Laptime	Pit	lap	Sect-1	Speed	Sect-2	Speed	Sect-3	Speed	Laptime	Pit
1		110.7	1:17.369	120.9	29.085	81.1	2:42.710		6	47.823	111.3	1:17.110	119.4	30.109	84.8	2:35.042	
2	48.375	108.6	1:16.724	119.8	29.023	81.0	2:34.122		7	48.120	112.2	1:16.590	120.9	28.691	87.5	2:33.401	
3	48.008	105.2	1:16.935	119.6	28.996	84.7	2:33.939		8	47.502	113.2	1:17.310	120.9	28.623	87.2	2:33.435	
4	47.930	111.5	1:16.518	120.7	28.860	84.8	2:33.308		9	47.615	112.8	1:27.429	119.2	28.563	86.9	2:43.607	
5	47.641	111.5	1:16.543	120.1	28.761	86.6	2:32.945		10								

99 Mark Shaw (E1) — Brabham BT6

lap	Sect-1	Speed	Sect-2	Speed	Sect-3	Speed	Laptime	Pit	lap	Sect-1	Speed	Sect-2	Speed	Sect-3	Speed	Laptime	Pit
1		117.5	1:12.679	126.6	26.921	91.9	2:25.148		6	44.572	121.1	1:12.054	128.1	26.821	93.3	2:23.447	
2	45.075	117.5	1:12.114	125.9	26.672	93.1	2:23.861		7	45.099	118.4	1:24.244	130.1	27.204	92.7	2:36.547	
3	45.033	116.5	1:12.259	126.4	26.753	90.9	2:24.045		8	45.458	117.9	1:12.318	127.8	26.668	92.9	2:24.444	
4	44.809	118.1	1:13.029	131.6	27.428	89.4	2:25.266		9	45.624	118.6	1:12.166	127.3	26.950	93.1	2:24.740	
5	44.834	120.1	1:11.577	128.1	26.925	92.2	2:23.336		10								

122 Adrian Russell (E1) — Lotus 22

lap	Sect-1	Speed	Sect-2	Speed	Sect-3	Speed	Laptime	Pit	lap	Sect-1	Speed	Sect-2	Speed	Sect-3	Speed	Laptime	Pit
1		116.5	1:14.821	126.1	28.538	91.2	2:34.897		6	45.472	117.3	1:12.833	124.5	27.308	91.1	2:25.613	
2	46.579	116.9	1:13.067	125.2	27.850	86.0	2:27.496		7	45.910	119.8	1:13.479	126.9	27.953	90.6	2:27.342	
3	46.436	115.9	1:13.349	125.4	27.417	92.1	2:27.202		8	45.995	117.5	1:13.282	124.3	27.377	89.1	2:26.654	
4	46.244	118.1	1:12.931	124.3	27.534	91.6	2:26.709		9	46.351	118.1	1:13.936	124.0	27.241	91.9	2:27.528	
5	45.459	118.8	1:13.181	124.3	27.417	90.3	2:26.057		10								

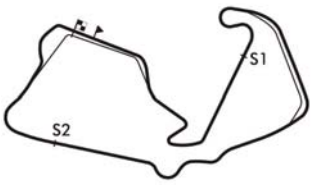

Session Start: 09:03:11 - Finish: 09:24:31
Weather/Track Conditions: Overcast / Dry
Circuit: Silverstone Historic Grand Prix
Track Length: 5.857 Km - 3.6394 miles
Printed: 22-07-2018 - 09:34

MST
Results: www.mstworld.com. Live Timing: https://livetiming.getraceresults.com/mst. Email: timing@mstworld.com

Silverstone Classic - 20 - 22 Jul 2018

Jochen Rindt Trophy For Historic Formula Junior Period F

Race 12 - Sector Analysis

127 Martin Bullock (D2) — Wren FJ

lap	Sect-1	Speed	Sect-2	Speed	Sect-3	Speed	Laptime	Pit	lap	Sect-1	Speed	Sect-2	Speed	Sect-3	Speed	Laptime	Pit
1		113.6	1:14.692	127.8	28.298	91.8	2:34.277		3	46.730	116.3	1:13.346	130.3	28.284	90.3	2:28.360	
2	45.935	114.5	1:13.649	128.6	28.198	90.2	2:27.782		4								

150 David Watkins (D2) — Elfin FJ

lap	Sect-1	Speed	Sect-2	Speed	Sect-3	Speed	Laptime	Pit	lap	Sect-1	Speed	Sect-2	Speed	Sect-3	Speed	Laptime	Pit
1		107.0	1:19.927	125.4	30.080	87.5	2:45.820		6	47.846	108.6	1:16.536	123.4	29.388	89.7	2:33.770	
2	48.252	113.4	1:18.920	122.0	28.963	86.9	2:36.135		7	48.522	112.4	1:16.518	124.5	28.020	90.3	2:33.060	
3	48.130	112.8	1:18.273	122.2	28.991	86.5	2:35.394		8	48.226	115.9	1:19.379	122.0	28.345	87.8	2:35.950	
4	48.208	110.9	1:19.142	123.4	29.072	88.9	2:36.422		9	48.081	108.2	1:17.570	123.8	28.316	89.6	2:33.967	
5	48.293	107.9	1:17.436	122.9	28.778	89.8	2:34.507		10								

161 Phil Foulkes (E1) — Lotus 20/22

lap	Sect-1	Speed	Sect-2	Speed	Sect-3	Speed	Laptime	Pit	lap	Sect-1	Speed	Sect-2	Speed	Sect-3	Speed	Laptime	Pit
1		102.5	1:21.824	112.0	32.305	73.9	2:59.031		4	50.537	102.3	1:20.384	109.7	30.621	78.9	2:41.542	
2	51.933	100.0	1:20.657	116.9	31.794	77.9	2:44.384		5	50.456	101.4	1:20.388	110.2	29.925	83.5	2:40.769	
3	49.857	108.9	1:20.224	110.4	30.958	76.3	2:41.039		6	50.242	101.8	1:20.415	110.9	30.334	78.9	2:40.991	

163 Gregoire Audi (E1) — Lotus 22

lap	Sect-1	Speed	Sect-2	Speed	Sect-3	Speed	Laptime	Pit	lap	Sect-1	Speed	Sect-2	Speed	Sect-3	Speed	Laptime	Pit
1		108.2	1:16.081	121.6	29.140	89.0	2:39.320		6	46.144	114.5	1:14.653	124.0	27.983	91.7	2:28.780	
2	46.818	114.9	1:14.454	123.6	27.793	90.7	2:29.065		7	46.490	114.5	1:13.866	122.2	27.696	90.6	2:28.052	
3	46.667	114.3	1:14.619	124.7	28.389	90.6	2:29.675		8	47.104	112.6	1:14.741	121.8	27.834	89.4	2:29.679	
4	46.604	110.9	1:14.977	124.5	29.047	91.1	2:30.628		9	48.045	113.9	1:15.855	122.2	28.773	89.5	2:32.673	
5	46.315	114.5	1:14.174	124.0	27.601	92.4	2:28.090		10								

166 Sharon Adelman (E1) — Brabham BT6

lap	Sect-1	Speed	Sect-2	Speed	Sect-3	Speed	Laptime	Pit	lap	Sect-1	Speed	Sect-2	Speed	Sect-3	Speed	Laptime	Pit
1		98.0	1:21.767	117.1	33.270	81.5	2:59.500		5	50.277	107.0	1:19.998	120.1	33.511	82.4	2:43.786	
2	50.911	90.0	1:21.827	119.6	32.321	78.2	2:45.059		6	49.675	104.4	1:19.323	121.6	32.364	81.0	2:41.362	
3	50.666	107.9	1:19.251	119.2	32.429	81.0	2:42.346		7	49.231	108.4	1:37.711	122.0	32.120	80.8	2:59.062	
4	49.739	108.6	1:20.012	115.9	33.703	81.5	2:43.454		8	49.968	110.6	1:21.997	119.0	32.568	82.6	2:44.533	

167 Richard Tarling (D1) — Lotus 20

lap	Sect-1	Speed	Sect-2	Speed	Sect-3	Speed	Laptime	Pit	lap	Sect-1	Speed	Sect-2	Speed	Sect-3	Speed	Laptime	Pit
1		109.1	1:16.869	118.4	28.368	88.4	2:38.312		6	46.652	110.2	1:15.486	117.7	27.726	89.6	2:29.864	
2	47.726	109.3	1:15.374	118.1	27.870	88.5	2:30.970		7	48.410	105.2	1:15.788	117.5	27.852	87.8	2:32.050	
3	47.018	109.8	1:16.032	119.4	27.813	89.6	2:30.863		8	49.443	107.5	1:15.975	114.7	27.744	88.5	2:33.162	
4	47.065	109.7	1:14.949	118.8	27.821	89.4	2:29.835		9	47.147	107.5	1:16.427	117.3	28.251	88.3	2:31.825	
5	47.876	111.1	1:15.081	116.5	27.727	89.1	2:30.684		10								

179 Pietro Vergnano (E1) — Brabham BT6

lap	Sect-1	Speed	Sect-2	Speed	Sect-3	Speed	Laptime	Pit	lap	Sect-1	Speed	Sect-2	Speed	Sect-3	Speed	Laptime	Pit
1		106.5	1:15.768	128.3	29.774	89.8	2:40.950		6	46.253	117.1	1:12.942	127.1	27.304	92.6	2:26.499	
2	47.234	117.1	1:13.823	128.1	28.590	90.2	2:29.647		7	45.762	117.7	1:14.334	128.3	27.629	93.2	2:27.725	
3	46.418	109.5	1:13.737	128.1	27.825	90.0	2:27.980		8	46.799	116.7	1:13.207	128.6	27.510	90.8	2:27.516	
4	46.436	104.5	1:15.305	128.1	27.824	92.1	2:29.565		9	47.156	116.5	1:13.752	126.1	27.559	90.0	2:28.467	
5	46.591	114.9	1:13.080	127.1	27.639	91.8	2:27.310		10								

181 Gregory Thornton (E1) — Lotus 22

lap	Sect-1	Speed	Sect-2	Speed	Sect-3	Speed	Laptime	Pit	lap	Sect-1	Speed	Sect-2	Speed	Sect-3	Speed	Laptime	Pit
1		118.1	1:12.595	126.1	27.612	89.4	2:27.294		6	44.605	118.8	1:12.012	126.4	26.757	93.5	2:23.374	
2	45.176	116.9	1:11.691	126.4	27.290	89.8	2:24.157		7	46.261	116.9	1:12.248	127.6	26.514	93.3	2:25.023	
3	45.551	118.1	1:11.621	128.1	26.350	91.9	2:23.522		8	45.107	116.9	1:12.535	129.3	27.418	89.2	2:25.060	
4	44.815	120.3	1:11.855	127.6	27.429	90.8	2:24.099		9	45.259	119.2	1:12.627	125.7	28.945	90.3	2:26.831	
5	45.679	120.7	1:11.862	128.1	26.362	92.3	2:23.903		10								

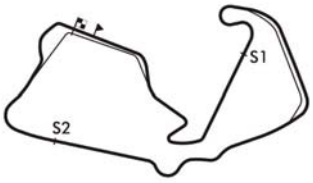

Session Start: 09:03:11 - Finish: 09:24:31
Weather/Track Conditions: Overcast / Dry
Circuit: Silverstone Historic Grand Prix
Track Length: 5.857 Km - 3.6394 miles
Printed: 22-07-2018 - 09:34

MST
Results: www.mstworld.com. Live Timing: https://livetiming.getraceresults.com/mst. Email: timing@mstworld.com

Silverstone Classic - 20 - 22 Jul 2018

Jochen Rindt Trophy For Historic Formula Junior Period F

Race 12 - Sector Analysis

183	Jonathan Fyda (D2)								U2 Mk3								
lap	Sect-1	Speed	Sect-2	Speed	Sect-3	Speed	Laptime	Pit	lap	Sect-1	Speed	Sect-2	Speed	Sect-3	Speed	Laptime	Pit
1		111.1	1:15.679	124.3	28.212	89.0	2:37.516		6	47.282	114.9	1:14.932	122.2	27.841	89.8	2:30.055	
2	46.689	113.9	1:14.801	125.2	28.173	86.8	2:29.663		7	47.060	113.4	1:15.077	123.1	28.330	88.4	2:30.467	
3	46.718	116.1	1:14.698	122.7	27.856	89.6	2:29.272		8	46.945	114.9	1:15.756	121.4	28.397	89.5	2:31.098	
4	46.669	113.6	1:15.250	122.2	27.773	88.0	2:29.692		9	47.650	112.0	1:15.653	121.1	27.950	89.8	2:31.253	
5	46.423	114.3	1:14.937	121.6	27.647	90.1	2:29.007		10								

196	Timothy De Silva (E1)								Brabham BT2								
lap	Sect-1	Speed	Sect-2	Speed	Sect-3	Speed	Laptime	Pit	lap	Sect-1	Speed	Sect-2	Speed	Sect-3	Speed	Laptime	Pit
1		119.6	1:11.704	128.6	26.990	91.8	2:23.409		5	44.318	110.7	1:12.200	105.2	26.892	94.7	2:23.410	
2	44.126	120.1	1:10.752	130.8	26.607	94.0	2:21.485		6	45.257	103.7	1:13.105	109.8	27.111	93.7	2:25.473	
3	43.898	120.3	1:10.493	128.3	26.636	93.7	2:21.027		7	45.245	104.7	1:13.192	107.5	26.823	95.1	2:25.260	
4	45.969	110.2	1:12.938	109.7	27.027	92.7	2:25.934		8	45.087	106.0	1:14.763	105.4	28.087	85.5	2:27.937	

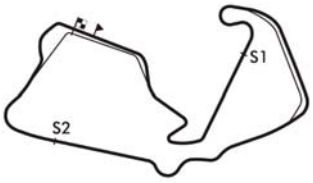

Session Start: 09:03:11 - Finish: 09:24:31
Weather/Track Conditions: Overcast / Dry
Circuit: Silverstone Historic Grand Prix
Track Length: 5.857 Km - 3.6394 miles
Printed: 22-07-2018 - 09:34

MST
Results: www.mstworld.com. Live Timing: https://livetiming.getraceresults.com/mst. Email: timing@mstworld.com

Silverstone Classic - 20 - 22 Jul 2018

Jochen Rindt Trophy For Historic Formula Junior Period F

Race 12 - Best Sector Times

	SECTOR 1			SECTOR 2			SECTOR 3		
	NO	TIME	LAP	NO	TIME	LAP	NO	TIME	LAP
1	66	43.466	5	66	1:10.168	6	53	25.894	4
2	53	43.738	6	196	1:10.493	3	66	25.895	3
3	196	43.898	3	53	1:10.558	4	69	26.325	3
4	80	44.360	4	74	1:11.437	5	181	26.350	3
5	69	44.568	4	80	1:11.463	5	57	26.395	2
6	75	44.569	4	99	1:11.577	5	74	26.399	5
7	99	44.572	6	181	1:11.621	3	75	26.518	7
8	181	44.605	6	69	1:11.647	2	196	26.607	2
9	74	44.752	6	75	1:11.685	5	80	26.633	6
10	83	44.967	5	57	1:11.810	3	99	26.668	8
11	27	44.998	4	83	1:12.240	4	27	26.799	4
12	57	45.030	3	84	1:12.657	5	61	26.963	2
13	58	45.210	6	27	1:12.721	5	84	27.186	8
14	84	45.357	6	122	1:12.833	6	122	27.241	9
15	61	45.411	2	179	1:12.942	6	83	27.250	2
16	55	45.425	2	61	1:12.952	2	82	27.261	1
17	122	45.459	5	58	1:13.027	6	58	27.294	6
18	93	45.605	7	127	1:13.346	3	179	27.304	6
19	62	45.683	3	55	1:13.414	3	62	27.362	4
20	179	45.762	7	93	1:13.465	6	55	27.434	3
21	127	45.860	4	87	1:13.592	2	93	27.515	4
22	82	46.011	2	62	1:13.618	6	163	27.601	5
23	87	46.084	3	82	1:13.849	6	183	27.647	5
24	163	46.144	6	163	1:13.866	7	67	27.661	9
25	183	46.423	5	48	1:14.619	2	71	27.669	3
26	167	46.652	6	183	1:14.698	3	167	27.726	6
27	67	46.659	5	71	1:14.706	4	48	27.908	3
28	48	46.765	3	2	1:14.786	4	150	28.020	7
29	59	46.810	6	167	1:14.949	4	127	28.198	2
30	2	47.000	5	67	1:15.066	6	2	28.201	6
31	71	47.335	2	59	1:15.360	4	59	28.296	4
32	98	47.502	8	76	1:16.003	6	87	28.416	3
33	73	47.543	3	73	1:16.072	3	98	28.563	9
34	12	47.593	7	12	1:16.116	7	73	29.082	7
35	150	47.846	6	98	1:16.518	4	76	29.100	7
36	76	48.714	9	150	1:16.518	7	12	29.168	7
37	42	48.735	9	42	1:17.883	3	72	29.212	1
38	166	49.231	7	50	1:18.157	2	42	29.421	8
39	72	49.293	3	72	1:18.640	2	161	29.925	5
40	50	49.613	3	166	1:19.251	3	23	29.957	7
41	161	49.857	3	22	1:19.749	5	50	30.158	4
42	22	50.400	3	161	1:20.224	3	22	30.652	6
43	23	51.066	6	23	1:20.961	3	65	31.102	8
44	97	51.499	3	96	1:21.880	3	44	31.327	1
45	44	52.489	1	97	1:21.909	2	96	31.848	8
46	65	52.648	8	49	1:22.514	2	166	32.120	7
47	96	52.704	7	65	1:25.348	8	97	32.149	7

IDEAL / BEST LAP COMPARISON

NO	NAME	BEST	IN	IDEAL	DIFF
53	Sam Wilson	2:20.228	4	2:20.190	+0.038
66	Cameron Jackson	2:20.461	4	2:19.529	+0.932
75	Peter Morton	2:23.202	5	2:22.772	+0.430
80	Nicholas Fennell	2:23.206	5	2:22.456	+0.750
74	Benn Tilley	2:23.228	3	2:22.588	+0.640
99	Mark Shaw	2:23.336	5	2:22.817	+0.519
181	Gregory Thornton	2:23.374	6	2:22.576	+0.798
69	Stuart Roach	2:23.654	4	2:22.540	+1.114
57	Jonathan Milicevic	2:23.770	3	2:23.235	+0.535
83	Martin Walford	2:25.245	2	2:24.457	+0.788
61	Simon Diffey	2:25.326	2	2:25.326	+0.000
58	Richard Smeeton	2:25.531	6	2:25.531	+0.000
122	Adrian Russell	2:25.613	6	2:25.533	+0.080
84	Mark Woodhouse	2:25.855	6	2:25.200	+0.655
27	Richard Wilson	2:25.915	4	2:24.518	+1.397
179	Pietro Vergnano	2:26.499	6	2:26.008	+0.491
55	Christopher Drake	2:26.684	3	2:26.273	+0.411
93	Michael Hibberd	2:26.998	7	2:26.585	+0.413
82	Andrew Garside	2:27.709	6	2:27.121	+0.588
163	Gregoire Audi	2:28.052	7	2:27.611	+0.441
183	Jonathan Fyda	2:29.007	5	2:28.768	+0.239
87	Pierre Guichard	2:29.417	3	2:28.092	+1.325
167	Richard Tarling	2:29.835	4	2:29.327	+0.508
71	James Hicks	2:30.118	4	2:29.710	+0.408
67	Anthony Binnington	2:30.223	5	2:29.386	+0.837
59	Robin Longdon	2:30.585	4	2:30.466	+0.119
2	Charlie Jones Best	2:30.586	6	2:29.987	+0.599
12	Keith Pickering	2:32.877	7	2:32.877	+0.000
98	Chris Merrick	2:32.945	5	2:32.583	+0.362
150	David Watkins	2:33.060	7	2:32.384	+0.676
73	Peter Anstiss	2:33.224	3	2:32.697	+0.527
76	Simon Durling	2:34.235	6	2:33.817	+0.418
42	Martin Aubert	2:36.522	8	2:36.039	+0.483
50	Dr David Innes	2:38.599	3	2:37.928	+0.671
72	Tom De Gres	2:39.057	3	2:37.145	+1.912
166	Sharon Adelman	2:41.362	6	2:40.602	+0.760
78	Peter Froude	2:42.120	7		+
22	Jeffrey Anderson	2:42.408	6	2:40.801	+1.607
23	Keith Roach	2:43.174	6	2:41.984	+1.190
97	Hans Ciers	2:46.785	3	2:45.557	+1.228
96	Malcolm Wishart	2:47.095	3	2:46.432	+0.663
65	Richard Ferris	2:49.098	8	2:49.098	+0.000
49	Martin Mchugh	2:49.559	3	2:48.148	+1.411
196	Timothy De Silva	2:21.027	3	2:20.998	+0.029
62	Andrew Beaumont	2:27.200	3	2:26.663	+0.537
127	Martin Bullock	2:27.782	2	2:27.404	+0.378
48	John Delane	2:29.517	2	2:29.292	+0.225

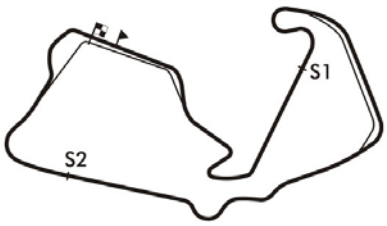

Session Start: 09:03:11 - Finish: 09:24:31
Weather/Track Conditions: Overcast / Dry
Circuit: Silverstone Historic Grand Prix
Track Length: 5.857 Km - 3.6394 miles

Printed: 22-07-2018 - 09:35

Silverstone Classic - 20 - 22 Jul 2018

Jochen Rindt Trophy For Historic Formula Junior Period F

Race 12 - Best Sector Times

48	49	52.806	4	44	1:25.594	1	49	32.828	3
49	6	57.938	1	6	1:35.198	1	6	43.916	1
50	78			78			78		

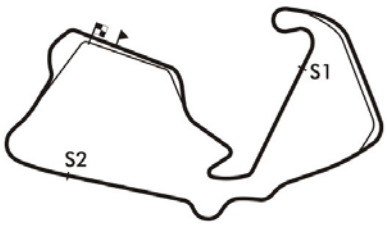

Session Start: 09:03:11 - Finish: 09:24:31
Weather/Track Conditions: Overcast / Dry
Circuit: Silverstone Historic Grand Prix
Track Length: 5.857 Km - 3.6394 miles

Printed: 22-07-2018 - 09:35

Silverstone Classic - 20 - 22 Jul 2018

Jochen Rindt Trophy For Historic Formula Junior Period F

Race 12 - Best Sector Times

161	Phil Foulkes	2:40.769	5	2:40.006	+0.763
44	Iain Rowley	2:52.813	1	2:49.410	+3.403
6	Allan Conway	3:32.048	1	3:17.052	+14.996

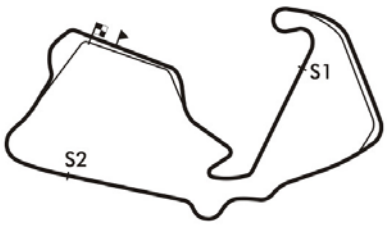

Session Start: 09:03:11 - Finish: 09:24:31
Weather/Track Conditions: Overcast / Dry
Circuit: Silverstone Historic Grand Prix
Track Length: 5.857 Km - 3.6394 miles
Printed: 22-07-2018 - 09:35

Silverstone Classic - 20 - 22 Jul 2018

Jochen Rindt Trophy For Historic Formula Junior Period F

Race 12 - Best Sector Speeds

	NO	SECTOR 1	MPH	NO	SECTOR 2	MPH	NO	SECTOR 3	MPH
1	66	Cameron Jackson	124.3	66	Cameron Jackson	133.4	66	Cameron Jackson	95.2
2	80	Nicholas Fennell	122.2	99	Mark Shaw	131.6	196	Timothy De Silva	95.1
3	53	Sam Wilson	121.6	196	Timothy De Silva	130.8	75	Peter Morton	94.9
4	99	Mark Shaw	121.1	75	Peter Morton	130.6	80	Nicholas Fennell	94.4
5	62	Andrew Beaumont	120.7	80	Nicholas Fennell	130.6	53	Sam Wilson	93.7
6	75	Peter Morton	120.7	127	Martin Bullock	130.3	57	Jonathan Milicevic	93.7
7	83	Martin Walford	120.7	27	Richard Wilson	129.3	181	Gregory Thornton	93.5
8	181	Gregory Thornton	120.7	181	Gregory Thornton	129.3	99	Mark Shaw	93.3
9	55	Christopher Drake	120.5	53	Sam Wilson	129.1	69	Stuart Roach	93.2
10	196	Timothy De Silva	120.3	69	Stuart Roach	129.1	74	Benn Tilley	93.2
11	122	Adrian Russell	119.8	74	Benn Tilley	129.1	179	Pietro Vergnano	93.2
12	69	Stuart Roach	119.2	87	Pierre Guichard	128.8	55	Christopher Drake	93.1
13	87	Pierre Guichard	119.2	93	Michael Hibberd	128.8	27	Richard Wilson	92.7
14	74	Benn Tilley	119.0	179	Pietro Vergnano	128.6	62	Andrew Beaumont	92.7
15	84	Mark Woodhouse	118.8	62	Andrew Beaumont	128.3	82	Andrew Garside	92.6
16	93	Michael Hibberd	118.6	82	Andrew Garside	128.3	83	Martin Walford	92.6
17	82	Andrew Garside	118.4	83	Martin Walford	128.1	93	Michael Hibberd	92.4
18	27	Richard Wilson	118.1	58	Richard Smeeton	127.8	163	Gregoire Audi	92.4
19	58	Richard Smeeton	118.1	57	Jonathan Milicevic	127.6	122	Adrian Russell	92.1
20	61	Simon Diffey	118.1	84	Mark Woodhouse	127.6	84	Mark Woodhouse	91.9
21	179	Pietro Vergnano	117.7	55	Christopher Drake	127.3	127	Martin Bullock	91.8
22	48	John Delane	117.3	122	Adrian Russell	126.9	87	Pierre Guichard	91.2
23	57	Jonathan Milicevic	116.3	48	John Delane	126.6	61	Simon Diffey	91.1
24	127	Martin Bullock	116.3	150	David Watkins	125.4	67	Anthony Binnington	90.4
25	183	Jonathan Fyda	116.1	183	Jonathan Fyda	125.2	150	David Watkins	90.3
26	150	David Watkins	115.9	163	Gregoire Audi	124.7	2	Charlie Jones Best	90.1
27	2	Charlie Jones Best	114.9	44	Iain Rowley	124.0	183	Jonathan Fyda	90.1
28	163	Gregoire Audi	114.9	22	Jeffrey Anderson	123.6	48	John Delane	89.7
29	12	Keith Pickering	114.1	12	Keith Pickering	123.4	167	Richard Tarling	89.6
30	73	Peter Anstiss	114.1	61	Simon Diffey	123.4	58	Richard Smeeton	89.4
31	67	Anthony Binnington	113.9	67	Anthony Binnington	123.4	71	James Hicks	89.4
32	98	Chris Merrick	113.2	71	James Hicks	123.4	59	Robin Longdon	89.2
33	76	Simon Durling	112.2	73	Peter Anstiss	123.4	12	Keith Pickering	89.1
34	59	Robin Longdon	112.0	2	Charlie Jones Best	122.9	76	Simon Durling	89.0
35	71	James Hicks	112.0	59	Robin Longdon	122.5	73	Peter Anstiss	88.7
36	50	Dr David Innes	111.5	166	Sharon Adelman	122.0	98	Chris Merrick	87.5
37	167	Richard Tarling	111.1	50	Dr David Innes	121.8	42	Martin Aubert	87.4
38	42	Martin Aubert	110.9	98	Chris Merrick	120.9	72	Tom De Gres	85.9
39	166	Sharon Adelman	110.6	42	Martin Aubert	119.8	65	Richard Ferris	85.4
40	161	Phil Foulkes	108.9	167	Richard Tarling	119.4	22	Jeffrey Anderson	85.3

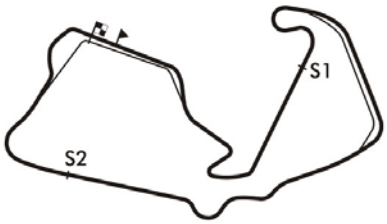

Session Start: 09:03:11 - Finish: 09:24:31
Weather/Track Conditions: Overcast / Dry
Circuit: Silverstone Historic Grand Prix
Track Length: 5.857 Km - 3.6394 miles

Printed: 22-07-2018 - 09:35

Silverstone Classic - 20 - 22 Jul 2018

Jochen Rindt Trophy For Historic Formula Junior Period F

Race 12 - Best Sector Speeds

41	72	Tom De Gres	108.2	76	Simon Durling	118.6	50	Dr David Innes	85.3
42	22	Jeffrey Anderson	107.0	72	Tom De Gres	117.9	23	Keith Roach	84.5
43	44	Iain Rowley	106.4	161	Phil Foulkes	116.9	161	Phil Foulkes	83.5
44	97	Hans Ciers	103.9	23	Keith Roach	113.2	44	Iain Rowley	83.4
45	23	Keith Roach	103.6	97	Hans Ciers	113.0	166	Sharon Adelman	82.6
46	96	Malcolm Wishart	102.5	96	Malcolm Wishart	112.8	97	Hans Ciers	81.0
47	49	Martin Mchugh	101.5	49	Martin Mchugh	110.0	96	Malcolm Wishart	79.6
48	6	Allan Conway	95.2	65	Richard Ferris	88.1	49	Martin Mchugh	76.8
49	65	Richard Ferris	84.6	6	Allan Conway	81.2	6	Allan Conway	68.5
50	78	Peter Froude	0.0	78	Peter Froude	0.0	78	Peter Froude	0.0

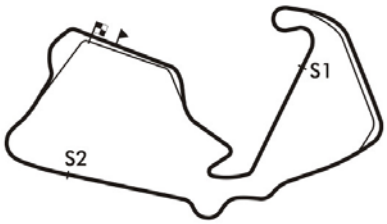

Session Start: 09:03:11 - Finish: 09:24:31
Weather/Track Conditions: Overcast / Dry
Circuit: Silverstone Historic Grand Prix
Track Length: 5.857 Km - 3.6394 miles
Printed: 22-07-2018 - 09:35

Silverstone Classic - 20 - 22 Jul 2018

Jochen Rindt Trophy For Historic Formula Junior Period F

Race 12 - Lap Chart

Lap 1			Lap 2			Lap 3			Lap 4			Lap 5			Lap 6		
NO	Behind	Laptime	NO	Behind	Laptime	NO	Behind	Laptime	NO	Behind	Laptime	NO	Behind	Laptime	NO	Behind	Laptime
53		2:23.151	53		2:21.402	53		2:21.144	53		2:20.228	53		2:20.330	53		2:22.096
196	0.258	2:23.409	196	0.341	2:21.485	196	0.224	2:21.027	196	5.930	2:25.934	65	1 LAP	2:54.140	96	1 LAP	2:49.209
99	1.997	2:25.148	99	4.456	2:23.861	99	7.357	2:24.045	75	11.642	2:24.227	196	9.010	2:23.410	97	1 LAP	2:51.302
75	2.371	2:25.522	75	4.789	2:23.820	75	7.643	2:23.998	80	12.011	2:23.702	75	14.514	2:23.202	196	12.387	2:25.473
57	2.554	2:25.705	57	5.281	2:24.129	57	7.907	2:23.770	99	12.395	2:25.266	80	14.887	2:23.206	80	16.167	2:23.376
80	3.030	2:26.181	80	6.017	2:24.389	80	8.537	2:23.664	74	12.881	2:24.273	99	15.401	2:23.336	99	16.752	2:23.447
181	4.143	2:27.294	74	6.752	2:23.752	74	8.836	2:23.228	57	12.997	2:25.318	74	16.162	2:23.611	75	16.925	2:24.507
74	4.402	2:27.553	181	6.898	2:24.157	181	9.276	2:23.522	181	13.147	2:24.099	181	16.720	2:23.903	74	17.470	2:23.404
69	4.844	2:27.995	69	7.453	2:24.011	69	10.184	2:23.875	69	13.610	2:23.654	57	18.990	2:26.323	181	17.998	2:23.374
61	5.717	2:28.868	61	9.641	2:25.326	61	14.896	2:26.399	66	18.766	2:20.461	69	19.421	2:26.141	66	18.196	2:20.600
83	6.821	2:29.972	83	10.664	2:25.245	83	15.860	2:26.340	61	21.726	2:27.058	66	19.692	2:21.256	49	1 LAP	2:53.589
82	8.124	2:31.275	82	14.454	2:27.732	66	18.533	2:22.005	83	22.738	2:27.106	83	28.081	2:25.673	69	22.509	2:25.184
27	8.719	2:31.870	27	14.891	2:27.574	27	20.301	2:26.554	27	25.988	2:25.915	27	32.200	2:26.542	57	23.559	2:26.665
55	9.385	2:32.536	55	15.238	2:27.255	55	20.778	2:26.684	58	29.710	2:27.692	61	33.894	2:32.498	83	31.930	2:25.945
58	10.101	2:33.252	58	15.868	2:27.169	58	22.246	2:27.522	122	30.379	2:26.709	122	36.106	2:26.057	65	1 LAP	2:52.261
127	11.126	2:34.277	127	17.506	2:27.782	82	22.929	2:29.619	84	31.578	2:26.171	58	36.738	2:27.358	27	38.195	2:28.091
84	11.467	2:34.618	66	17.672	2:23.241	122	23.898	2:27.202	82	32.476	2:29.775	84	37.471	2:26.223	61	38.819	2:27.021
122	11.746	2:34.897	122	17.840	2:27.496	127	24.722	2:28.360	62	32.981	2:27.788	62	40.544	2:27.893	122	39.623	2:25.613
62	12.074	2:35.225	84	18.339	2:28.274	62	25.421	2:27.200	93	33.598	2:27.807	93	41.163	2:27.895	58	40.173	2:25.531
71	12.775	2:35.926	62	19.365	2:28.693	84	25.635	2:28.440	55	37.342	2:36.792	82	42.434	2:30.288	84	41.230	2:25.855
93	13.291	2:36.442	93	19.831	2:27.942	93	26.019	2:27.332	183	40.218	2:29.692	55	46.474	2:29.462	93	46.201	2:27.134
183	14.365	2:37.516	71	21.974	2:30.601	183	30.754	2:29.272	71	41.038	2:30.118	183	48.895	2:29.007	62	46.673	2:28.225
48	14.791	2:37.942	183	22.626	2:29.663	71	31.148	2:30.318	179	42.217	2:29.565	179	49.197	2:27.310	82	48.047	2:27.709
167	15.161	2:38.312	48	22.906	2:29.517	48	31.709	2:29.947	163	42.763	2:30.628	163	50.523	2:28.090	55	53.029	2:28.651
66	15.833	2:38.984	163	23.832	2:29.065	163	32.363	2:29.675	48	43.286	2:31.805	71	52.238	2:31.530	179	53.600	2:26.499
163	16.169	2:39.320	167	24.729	2:30.970	179	32.880	2:27.980	87	43.761	2:29.968	87	53.189	2:29.758	183	56.854	2:30.055
2	17.192	2:40.343	87	25.748	2:29.643	87	34.021	2:29.417	167	44.055	2:29.835	167	54.409	2:30.684	163	57.207	2:28.780
87	17.507	2:40.658	179	26.044	2:29.647	167	34.448	2:30.863	2	56.476	2:31.425	48	54.841	2:31.885	71	1:00.815	2:30.673
179	17.799	2:40.950	98	32.279	2:34.122	98	45.074	2:33.939	98	58.154	2:33.308	2	1:07.083	2:30.937	87	1:01.855	2:30.762
98	19.559	2:42.710	2	33.132	2:37.342	2	45.279	2:33.291	59	59.908	2:30.585	98	1:10.769	2:32.945	167	1:02.177	2:29.864
76	22.433	2:45.584	73	35.761	2:33.430	73	47.841	2:33.224	73	1:02.354	2:34.741	59	1:12.696	2:33.118	2	1:15.573	2:30.586
150	22.669	2:45.820	150	37.402	2:36.135	59	49.551	2:32.841	67	1:04.403	2:31.853	67	1:14.296	2:30.223	59	1:22.990	2:32.390
59	22.867	2:46.018	59	37.854	2:36.389	150	51.652	2:35.394	12	1:06.963	2:34.635	73	1:17.120	2:35.096	67	1:23.370	2:31.170
73	23.733	2:46.884	12	38.271	2:35.517	12	52.556	2:35.429	150	1:07.846	2:36.422	12	1:21.478	2:34.845	98	1:23.715	2:35.042
12	24.156	2:47.307	67	38.613	2:35.416	67	52.778	2:35.309	76	1:10.944	2:35.897	150	1:22.023	2:34.507	73	1:29.785	2:34.761
67	24.599	2:47.750	76	39.599	2:38.568	76	55.275	2:36.820	42	1:18.884	2:38.267	76	1:26.439	2:35.825	12	1:33.169	2:33.787
72	25.126	2:48.277	42	45.166	2:38.907	42	1:00.845	2:36.823	50	1:23.529	2:39.915	42	1:35.354	2:36.800	150	1:33.697	2:33.770
42	27.661	2:50.812	50	46.387	2:39.027	50	1:03.842	2:38.599	161	1:40.071	2:41.542	50	1:42.717	2:39.518	76	1:38.578	2:34.235
50	28.762	2:51.913	22	58.352	2:44.459	161	1:18.757	2:41.039	166	1:44.434	2:43.454	161	2:00.510	2:40.769	42	1:52.743	2:39.485
44	29.662	2:52.813	161	58.862	2:44.384	22	1:20.171	2:42.963	72	1:44.705	2:41.381	72	2:06.624	2:42.249	50	2:00.781	2:40.160
22	35.295	2:58.446	166	1:00.006	2:45.059	166	1:21.208	2:42.346	78	1:45.081	2:43.774	166	2:07.890	2:43.786	161	2:19.405	2:40.991
161	35.880	2:59.031	78	1:00.374	2:45.144	78	1:21.535	2:42.305	22	1:45.436	2:45.493	78	2:08.210	2:43.459			
166	36.349	2:59.500	23	1:00.932	2:45.308	23	1:23.074	2:43.286	23	1:47.963	2:45.117	22	2:08.658	2:43.552			
78	36.632	2:59.783	96	1:05.447	2:47.420	72	1:23.552	2:39.057	96	1:59.761	2:48.591	23	2:13.235	2:45.602			
23	37.026	3:00.177	72	1:05.639	3:01.915	96	1:31.398	2:47.095	97	2:00.644	2:48.297						
96	39.429	3:02.580	97	1:06.934	2:46.949	97	1:32.575	2:46.785	49	2:10.372	2:50.782						
97	41.387	3:04.538	49	1:11.403	2:50.035	49	1:39.818	2:49.559									
49	42.770	3:05.921	65	1:18.591	2:55.580	65	1:52.174	2:54.727									
65	44.413	3:07.564															
6	1:08.897	3:32.048															

Session Start: 09:03:11 - Finish: 09:24:31
Weather/Track Conditions: Overcast / Dry
Circuit: Silverstone Historic Grand Prix
Track Length: 5.857 Km - 3.6394 miles
Printed: 22-07-2018 - 09:36

MST
Results: www.mstworld.com. Live Timing: https://livetiming.getraceresults.com/mst. Email: timing@mstworld.com

Silverstone Classic - 20 - 22 Jul 2018

Jochen Rindt Trophy For Historic Formula Junior Period F

Race 12 - Lap Chart

Lap 7			Lap 8			Lap 9		
NO	Behind	Laptime	NO	Behind	Laptime	NO	Behind	Laptime
53		2:24.186	53		2:23.336	53		2:24.805
72	1 LAP	2:40.251	66	14.847	2:21.321	71	1 LAP	2:33.131
166	1 LAP	2:41.362	75	17.398	2:24.206	66	11.962	2:21.920
22	1 LAP	2:42.408	196	18.062	2:27.937	50	1 LAP	2:44.527
23	1 LAP	2:43.174	80	20.312	2:25.802	75	17.855	2:25.262
196	13.461	2:25.260	181	20.559	2:25.060	80	20.048	2:24.541
75	16.528	2:23.789	74	20.943	2:25.179	74	20.392	2:24.254
66	16.862	2:22.852	72	1 LAP	2:44.411	181	22.585	2:26.831
80	17.846	2:25.865	22	1 LAP	2:44.981	99	30.156	2:24.740
181	18.835	2:25.023	69	28.254	2:26.835	69	30.458	2:27.009
74	19.100	2:25.816	99	30.221	2:24.444	72	1 LAP	2:42.454
78	1 LAP	3:02.047	23	1 LAP	2:47.239	57	42.178	2:30.724
69	24.755	2:26.432	57	36.259	2:29.504	22	1 LAP	2:43.008
99	29.113	2:36.547	166	1 LAP	2:59.062	83	47.695	2:29.618
57	30.091	2:30.718	78	1 LAP	2:42.120	122	48.820	2:27.528
96	1 LAP	2:51.326	83	42.882	2:29.613	61	49.315	2:27.155
83	36.605	2:28.861	122	46.097	2:26.654	27	49.754	2:26.994
97	1 LAP	2:53.254	61	46.965	2:26.997	84	50.815	2:27.109
122	42.779	2:27.342	27	47.565	2:27.170	58	52.853	2:28.246
61	43.304	2:28.671	84	48.511	2:27.218	93	56.655	2:28.380
27	43.731	2:29.722	58	49.412	2:28.393	166	1 LAP	2:44.533
58	44.355	2:28.368	93	53.080	2:27.403	23	1 LAP	2:51.713
84	44.629	2:27.585	96	1 LAP	2:48.162	78	1 LAP	2:46.207
93	49.013	2:26.998	82	1:00.539	2:31.687	179	1:04.981	2:28.467
62	49.917	2:27.430	179	1:01.319	2:27.516	55	1:08.345	2:29.069
82	52.188	2:28.327	55	1:04.081	2:30.615	82	1:14.798	2:39.064
49	1 LAP	2:57.897	97	1 LAP	2:50.576	163	1:15.284	2:32.673
55	56.802	2:27.959	163	1:07.416	2:29.679	183	1:17.345	2:31.253
179	57.139	2:27.725	183	1:10.897	2:31.098	96	1 LAP	2:48.199
163	1:01.073	2:28.052	167	1:19.867	2:33.162	87	1:26.613	2:30.083
183	1:03.135	2:30.467	87	1:21.335	2:34.953	167	1:26.887	2:31.825
65	1 LAP	2:52.611	49	1 LAP	2:54.995	97	1 LAP	2:49.910
87	1:09.718	2:32.049	2	1:31.336	2:32.310	2	1:40.506	2:33.975
167	1:10.041	2:32.050	67	1:37.018	2:30.312	67	1:43.559	2:31.346
2	1:22.362	2:30.975	59	1:41.258	2:32.940	59	1:50.120	2:33.667
67	1:30.042	2:30.858	98	1:43.029	2:33.435	49	1 LAP	2:53.000
59	1:31.654	2:32.850	73	1:52.514	2:35.515	98	2:01.831	2:43.607
98	1:32.930	2:33.401	150	1:55.185	2:35.950	73	2:02.639	2:34.930
73	1:40.335	2:34.736	12	2:03.268	2:44.744	150	2:04.347	2:33.967
12	1:41.860	2:32.877	76	2:03.986	2:38.048	12	2:15.395	2:36.932
150	1:42.571	2:33.060	65	1 LAP	3:23.583	76	2:18.444	2:39.263
76	1:49.274	2:34.882	42	2:19.792	2:36.522	65	1 LAP	2:49.098
42	2:06.606	2:38.049				42	2:32.222	2:37.235
50	2:16.361	2:39.766						
71	2:19.056	3:42.427						

Session Start: 09:03:11 - Finish: 09:24:31
Weather/Track Conditions: Overcast / Dry
Circuit: Silverstone Historic Grand Prix
Track Length: 5.857 Km - 3.6394 miles
Printed: 22-07-2018 - 09:36

MST
Results: www.mstworld.com. Live Timing: https://livetiming.getraceresults.com/mst. Email: timing@mstworld.com

Results Booklet

SilverstoneClassic

20/21/22 JULY 2018

Timing & Results by MST SYSTEMS Ltd.
www.mstworld.com

© MST SYSTEMS Ltd 2018
The Haysfield, Spring Lane North, Malvern WR14 1GF
t: +44 (0) 1684 560614 e: timing@mstworld.com

HSCC

SilverstoneClassic
20/21/22 JULY 2018

Silverstone Grand Prix Circuit

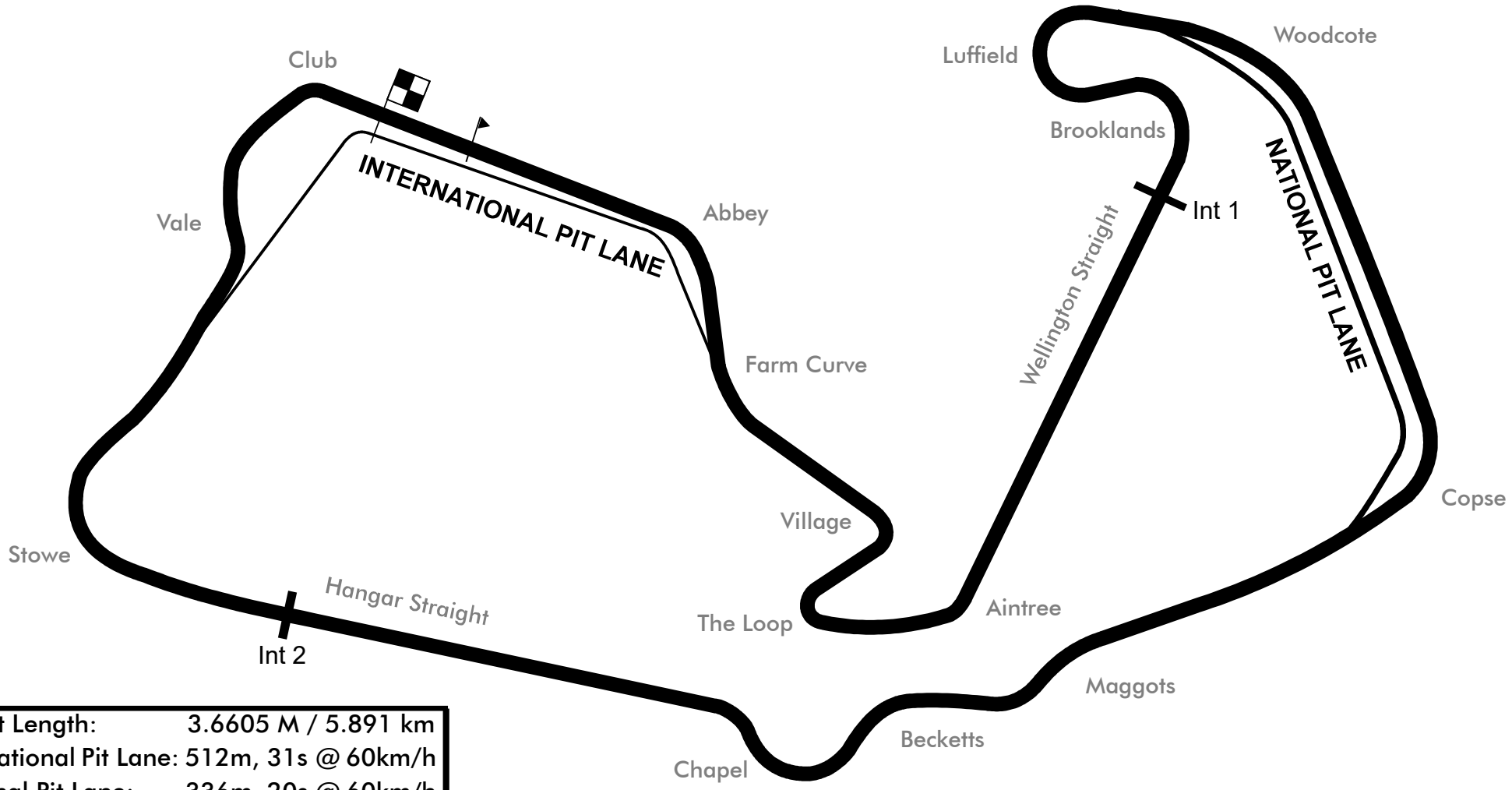

Circuit Length:	3.6605 M / 5.891 km
International Pit Lane:	512m, 31s @ 60km/h
National Pit Lane:	336m, 20s @ 60km/h
Intermediate 1:	1.757 km
Intermediate 2:	4.760 km
Start line offset:	132.3 m

MST

Silverstone Classic - 20 - 22 Jul 2018

FIA Masters Historic Formula One

Qualifying for Race 5 - Provisional Classification

Sheet No:

POS	NO	DRIVER/S	CLASS	CLASS POS	CAR MAKE / MODEL	TIME	ON	LAPS	GAP	DIFF	MPH
1	6	Nick Padmore	HEA	1	Williams FW07C	1:55.300	3	5			114.29
2	24	Michael Lyons	FIT	1	Hesketh 308E	1:56.957	3	4	1.657	1.657	112.67
3	44	Martin Stretton	LAU	1	Tyrrell 012	1:57.356	2	8	2.056	0.399	112.29
4	26	Matteo Ferrer-Aza	HEA	2	Ligier JS11	1:57.442	3	9	2.142	0.086	112.21
5	87	James Hanson	HEA	3	Lotus 87B	1:57.516	6	8	2.216	0.074	112.14
6	37	Christophe D'Ansembourg	HEA	4	Williams FW07C	1:58.699	5	9	3.399	1.183	111.02
7	14	Simon Fish	HEA	5	Ensign N180	2:00.641	3	9	5.341	1.942	109.23
8	34	Henry Fletcher	FIT	2	March 761	2:00.707	2	9	5.407	0.066	109.17
9	12	Steve Boultbee Brooks	HEA	6	Lotus 81	2:00.783	5	10	5.483	0.076	109.10
10	72	Mark Hazell	HEA	7	Williams FW07B	2:01.042	4	10	5.742	0.259	108.87
11	5	Gregory Thornton	FIT	3	March 761	2:01.570	2	2	6.270	0.528	108.40
12	31	Steve Hartley	HEA	8	Arrows A4	2:02.105	2	6	6.805	0.535	107.92
13	21	Andrew Haddon	FIT	4	Hesketh 308C	2:02.319	7	8	7.019	0.214	107.73
14	1	Max Smith-Hilliard	FIT	5	Fittipaldi F5A	2:02.346	4	7	7.046	0.027	107.71
15	118	Matthew Wrigley	STE	1	March 721G	2:03.136	8	8	7.836	0.790	107.02
16	75	Gregor Fisken	FIT	6	Shadow DN5	2:03.685	3	8	8.385	0.549	106.54
17	32	Philip Hall	FIT	7	Theodore TR1	2:03.803	8	8	8.503	0.118	106.44
18	49	Neil Glover	HEA	9	Arrows A5	2:04.464	6	10	9.164	0.661	105.88
19	76	Andrew Beaumont	FIT	8	Lotus 76	2:06.362	4	7	11.062	1.898	104.29
20	119	Chris Perkins	FIT	9	Surtees TS16	2:09.431	4	5	14.131	3.069	101.81
21	17	Keith Frieser	FIT	10	Shadow DN1	2:09.584	8	8	14.284	0.153	101.69
22	63	Georg Hallau	LAU	2	Theodore N183	2:10.450	8	8	15.150	0.866	101.02
23	22	Chris Atkinson	FIT	11	Hesketh 308/1	2:12.522	7	7	17.222	2.072	99.44
24	92	Paul Tattersall	HEA	10	Ensign N179	2:14.926	7	7	19.626	2.404	97.67

Car 17 - no working transponder

Session Start: 14:15:05 - Finish: 14:35:07
Weather/Track Conditions: Cloud / Dry
Circuit: Silverstone Grand Prix Wing
Track Length: 5.891 Km - 3.6605 miles

These results are provisional until the conclusion of any judicial and technical matters.

FIA Race Director: Richard Cuene-Grandidier	Chief Timekeeper: Nick Palmer	Issued at:

Printed: 20-07-2018 - 14:41

Silverstone Classic - 20 - 22 Jul 2018

FIA Masters Historic Formula One

Qualifying for Race 5 - Final Classification

Sheet No:

POS	NO	DRIVER/S	CLASS	CLASS POS	CAR MAKE / MODEL	TIME	ON	LAPS	GAP	DIFF	MPH
1	6	Nick Padmore	HEA	1	Williams FW07C	1:55.300	3	5			114.29
2	24	Michael Lyons	FIT	1	Hesketh 308E	1:56.957	3	4	1.657	1.657	112.67
3	44	Martin Stretton	LAU	1	Tyrrell 012	1:57.356	2	8	2.056	0.399	112.29
4	26	Matteo Ferrer-Aza	HEA	2	Ligier JS11	1:57.442	3	9	2.142	0.086	112.21
5	87	James Hanson	HEA	3	Lotus 87B	1:57.516	6	8	2.216	0.074	112.14
6	37	Christophe D'Ansembourg	HEA	4	Williams FW07C	1:58.699	5	9	3.399	1.183	111.02
7	14	Simon Fish	HEA	5	Ensign N180	2:00.641	3	9	5.341	1.942	109.23
8	34	Henry Fletcher	FIT	2	March 761	2:00.707	2	9	5.407	0.066	109.17
9	12	Steve Boultbee Brooks	HEA	6	Lotus 81	2:00.783	5	10	5.483	0.076	109.10
10	72	Mark Hazell	HEA	7	Williams FW07B	2:01.042	4	10	5.742	0.259	108.87
11	5	Gregory Thornton	FIT	3	March 761	2:01.570	2	2	6.270	0.528	108.40
12	31	Steve Hartley	HEA	8	Arrows A4	2:02.105	2	6	6.805	0.535	107.92
13	21	Andrew Haddon	FIT	4	Hesketh 308C	2:02.319	7	8	7.019	0.214	107.73
14	1	Max Smith-Hilliard	FIT	5	Fittipaldi F5A	2:02.346	4	7	7.046	0.027	107.71
15	118	Matthew Wrigley	STE	1	March 721G	2:03.136	8	8	7.836	0.790	107.02
16	75	Gregor Fisken	FIT	6	Shadow DN5	2:03.685	3	8	8.385	0.549	106.54
17	32	Philip Hall	FIT	7	Theodore TR1	2:03.803	8	8	8.503	0.118	106.44
18	49	Neil Glover	HEA	9	Arrows A5	2:04.464	6	10	9.164	0.661	105.88
19	76	Andrew Beaumont	FIT	8	Lotus 76	2:06.362	4	7	11.062	1.898	104.29
20	119	Chris Perkins	FIT	9	Surtees TS16	2:09.431	4	5	14.131	3.069	101.81
21	17	Keith Frieser	FIT	10	Shadow DN1	2:09.584	8	8	14.284	0.153	101.69
22	63	Georg Hallau	LAU	2	Theodore N183	2:10.450	8	8	15.150	0.866	101.02
23	22	Chris Atkinson	FIT	11	Hesketh 308/1	2:12.522	7	7	17.222	2.072	99.44
24	92	Paul Tattersall	HEA	10	Ensign N179	2:14.926	7	7	19.626	2.404	97.67

Session Start: 14:15:05 - Finish: 14:35:07
Weather/Track Conditions: Cloud / Dry
Circuit: Silverstone Grand Prix Wing
Track Length: 5.891 Km - 3.6605 miles

Chief Steward: Marc Van Geel	Steward: Juha Liukkonen	Steward: Rod Parkin

Silverstone Classic - 20 - 22 Jul 2018

FIA Masters Historic Formula One

Qualifying for Race 5 - Sector Analysis

1 Max Smith-Hilliard (FIT) — Fittipaldi F5A

lap	Sect-1	Speed	Sect-2	Speed	Sect-3	Speed	Laptime	Pit
1	Out	113.0	1:04.716	158.6	27.773	86.6	2:27.861	
2	38.941	138.7	1:01.299	128.6	30.875	109.0	2:11.115	
3	37.102	151.8	1:00.597	160.2	26.067	110.6	2:03.766	
4	36.835	151.1	59.435	158.3	26.076	112.1	2:02.346	
5	36.964	149.8	1:00.020	157.5	26.163	110.6	2:03.147	
6	40.637	120.7	1:18.773	103.2	31.132	108.1	2:30.542	
7	46.344	100.2	1:15.909	95.7	In		2:39.366	P
8								

5 Gregory Thornton (FIT) — March 761

lap	Sect-1	Speed	Sect-2	Speed	Sect-3	Speed	Laptime	Pit
1	Out	142.2	1:00.944	161.3	27.386	110.6	2:05.514	
2	37.182	153.2	58.848	160.2	25.540	115.1	2:01.570	

6 Nick Padmore (HEA) — Williams FW07C

lap	Sect-1	Speed	Sect-2	Speed	Sect-3	Speed	Laptime	Pit
1	Out	146.5	1:01.809	157.5	25.958	111.7	2:19.066	
2	39.756	127.8	1:00.655	155.7	25.682	121.0	2:06.093	
3	34.957	153.2	55.736	159.4	24.607	118.4	1:55.300	
4	35.350	151.5	56.637	157.5	24.760	119.7	1:56.747	
5	42.599	115.3	1:00.134	155.7	In		2:09.710	P
6								

12 Steve Boultbee Brooks (HEA) — Lotus 81

lap	Sect-1	Speed	Sect-2	Speed	Sect-3	Speed	Laptime	Pit
1	Out	122.7	1:10.120	139.5	28.416	114.2	2:20.245	
2	37.977	149.8	58.565	156.8	25.399	118.0	2:01.941	
3	36.813	151.1	59.223	157.9	25.646	115.5	2:01.682	
4	36.988	146.8	1:03.114	151.8	26.490	116.5	2:06.592	
5	36.997	151.5	58.129	157.9	25.657	118.4	2:00.783	
6	37.594	149.5	58.858	155.7	26.436	111.1	2:02.888	
7	37.373	149.8	59.957	156.1	26.736	110.0	2:04.066	
8	36.897	151.5	58.364	159.4	26.471	116.5	2:01.732	
9	37.276	150.5	58.542	159.8	25.731	118.0	2:01.549	
10	37.139	149.8	59.473	160.5	25.876	117.6	2:02.488	

14 Simon Fish (HEA) — Ensign N180

lap	Sect-1	Speed	Sect-2	Speed	Sect-3	Speed	Laptime	Pit
1	Out	100.8	1:08.904	123.8	27.957	113.0	2:19.955	
2	37.000	149.5	58.938	155.0	25.758	116.3	2:01.696	
3	36.595	150.1	58.151	156.8	25.895	116.3	2:00.641	
4	36.397	148.8	58.699	154.6	25.745	115.3	2:00.841	
5	36.854	148.8	58.515	156.1	25.743	110.6	2:01.112	
6	37.266	142.2	1:03.069	130.1	In		2:14.232	P
7	Out	148.8	58.906	155.7	25.840	115.5	4:35.390	P
8	36.663	149.8	58.473	157.9	25.527	116.3	2:00.663	
9	36.603	150.5	58.702	157.9	25.968	116.5	2:01.273	
10								

17 Keith Frieser (FIT) — Shadow DN1

lap	Sect-1	Speed	Sect-2	Speed	Sect-3	Speed	Laptime	Pit
1							2:13.076	
2							2:12.340	
3							2:12.272	
4							2:13.422	
5							2:13.472	
6							2:11.628	
7							2:10.609	
8							2:09.584	

21 Andrew Haddon (FIT) — Hesketh 308C

lap	Sect-1	Speed	Sect-2	Speed	Sect-3	Speed	Laptime	Pit
1	Out	139.8	1:02.819	156.8	26.550	111.3	2:08.898	
2	37.434	150.8	1:00.677	159.8	26.032	112.8	2:04.143	
3	37.149	150.1	59.730	160.2	25.917	114.0	2:02.796	
4	37.090	151.1	59.507	160.2	26.228	112.3	2:02.825	
5	36.829	151.5	59.774	160.2	In		2:07.062	P
6	Out	150.5	59.221	160.5	26.183	101.4	4:56.369	P
7	37.004	151.1	59.236	160.5	26.079	112.8	2:02.319	
8	36.985	151.1	59.599	160.5	26.157	111.0	2:02.741	

22 Chris Atkinson (FIT) — Hesketh 308/1

lap	Sect-1	Speed	Sect-2	Speed	Sect-3	Speed	Laptime	Pit
1	Out	117.1	1:10.666	140.7	32.689	101.1	2:25.052	
2	40.766	131.6	1:05.523	144.3	28.746	104.1	2:15.035	
3	40.324	141.6	1:05.202	160.2	28.656	106.7	2:14.182	
4	40.051	143.1	1:05.255	159.4	28.259	97.4	2:13.565	
5	41.609	149.5	1:08.254	132.9	In		2:26.715	P
6	Out	120.1	1:05.263	146.5	28.674	102.8	5:24.319	P
7	40.052	150.1	1:04.267	161.7	28.203	109.5	2:12.522	
8								

24 Michael Lyons (FIT) — Hesketh 308E

lap	Sect-1	Speed	Sect-2	Speed	Sect-3	Speed	Laptime	Pit
1	Out	80.9	1:10.456	157.5	27.386	119.7	2:17.309	
2	35.482	161.7	56.555	159.0	25.097	118.0	1:57.134	
3	35.392	156.8	56.585	162.9	24.980	118.8	1:56.957	
4	41.293	117.1	1:14.673	119.0	In		2:24.680	P

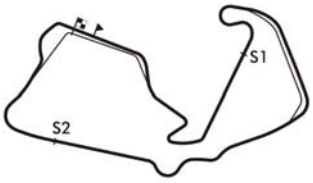

Session Start: 14:15:05 - Finish: 14:35:07
Weather/Track Conditions: Cloud / Dry
Circuit: Silverstone Grand Prix Wing
Track Length: 5.891 Km - 3.6605 miles
Printed: 20-07-2018 - 14:42

MST
Results: www.mstworld.com. Live Timing: https://livetiming.getraceresults.com/mst. Email: timing@mstworld.com

Silverstone Classic - 20 - 22 Jul 2018

FIA Masters Historic Formula One

Qualifying for Race 5 - Sector Analysis

26 Matteo Ferrer-Aza (HEA) — Ligier JS11

lap	Sect-1	Speed	Sect-2	Speed	Sect-3	Speed	Laptime	Pit
1	Out	119.6	1:05.604	118.8	27.187	117.4	2:16.954	
2	35.608	149.8	59.401	153.9	25.853	119.4	2:00.862	
3	35.792	147.8	56.780	153.9	24.870	118.0	1:57.442	
4	36.330	138.7	1:01.414	122.9	28.074	117.6	2:05.818	
5	35.535	146.5	57.112	153.6	25.033	118.2	1:57.680	
6	37.020	140.7	59.735	152.5	In		2:02.989	P
7	Out	146.8	58.040	153.2	24.975	118.4	4:14.494	P
8	35.636	147.5	58.111	153.9	25.255	118.2	1:59.002	
9	35.478	148.1	57.154	154.6	25.032	117.4	1:57.664	
10								

31 Steve Hartley (HEA) — Arrows A4

lap	Sect-1	Speed	Sect-2	Speed	Sect-3	Speed	Laptime	Pit
1	Out	133.9	1:00.827	151.5	25.803	113.8	2:02.774	
2	37.323	148.8	58.784	152.9	25.998	112.8	2:02.105	
3	37.382	145.9	59.752	153.9	26.021	113.2	2:03.155	
4	37.208	144.0	59.175	155.0	26.251	107.6	2:02.634	
5	38.306	148.1	59.334	154.3	26.210	108.4	2:03.850	
6	37.370	152.9	58.989	154.6	In		2:09.285	P

32 Philip Hall (FIT) — Theodore TR1

lap	Sect-1	Speed	Sect-2	Speed	Sect-3	Speed	Laptime	Pit
1	Out	110.2	1:06.305	151.8	28.238	110.4	2:28.441	
2	38.085	148.5	1:01.130	153.9	29.161	112.4	2:08.376	
3	37.940	150.1	1:00.092	157.5	28.020	111.7	2:06.052	
4	37.848	147.5	1:00.237	155.0	26.709	112.1	2:04.794	
5	37.222	147.5	1:00.656	152.5	27.341	108.1	2:05.219	
6	39.761	146.2	1:04.146	151.5	In		2:13.154	P
7	Out	144.9	1:03.800	153.9	26.666	112.4	4:37.134	P
8	37.708	147.2	59.815	155.0	26.280	112.3	2:03.803	

34 Henry Fletcher (FIT) — March 761

lap	Sect-1	Speed	Sect-2	Speed	Sect-3	Speed	Laptime	Pit
1	Out	122.2	1:01.885	157.2	26.249	111.5	2:08.049	
2	36.632	151.1	58.718	157.2	25.357	114.0	2:00.707	
3	36.558	150.5	58.712	158.3	25.897	114.6	2:01.167	
4	37.008	148.8	59.013	156.1	25.781	115.1	2:01.802	
5	36.640	149.5	59.030	157.2	25.883	115.1	2:01.553	
6	36.880	149.8	58.934	157.5	25.762	112.3	2:01.576	
7	37.159	149.1	1:03.473	132.9	In		2:10.464	P
8	Out	148.1	59.802	156.8	26.001	114.2	4:39.386	P
9	36.802	149.8	59.206	157.9	25.677	116.3	2:01.685	
10								

37 Christophe D'Ansembourg (HEA) — Williams FW07C

lap	Sect-1	Speed	Sect-2	Speed	Sect-3	Speed	Laptime	Pit
1	Out	136.1	1:03.771	127.8	26.307	121.6	2:07.143	
2	36.019	151.5	58.292	158.3	25.129	118.0	1:59.440	
3	35.753	152.5	57.851	159.0	25.096	121.0	1:58.700	
4	36.139	140.1	1:06.410	102.6	27.120	119.4	2:09.669	
5	35.558	152.2	58.000	158.6	25.141	113.2	1:58.699	
6	36.185	150.5	1:01.828	127.1	26.614	120.7	2:04.627	
7	35.731	153.2	57.995	158.6	25.489	120.5	1:59.215	
8	35.624	153.2	58.602	162.9	26.221	121.0	2:00.447	
9	38.969	124.7	1:05.292	108.9	In		2:19.607	P
10								

44 Martin Stretton (LAU) — Tyrrell 012

lap	Sect-1	Speed	Sect-2	Speed	Sect-3	Speed	Laptime	Pit
1	Out	119.0	1:01.434	151.5	25.062	122.3	2:04.365	
2	35.329	148.1	57.370	155.0	24.657	120.3	1:57.356	
3	35.109	150.5	57.801	155.0	25.259	118.0	1:58.169	
4	38.523	123.8	1:05.937	118.6	In		2:14.347	P
5	Out	145.3	59.906	153.9	In		4:31.575	P
6	Out	148.1	58.597	153.9	25.158	119.9	4:01.965	P
7	36.118	148.8	58.310	155.7	25.394	115.9	1:59.822	
8	44.409	89.5	1:20.571	90.8	In		2:39.977	P

49 Neil Glover (HEA) — Arrows A5

lap	Sect-1	Speed	Sect-2	Speed	Sect-3	Speed	Laptime	Pit
1	Out	115.1	1:10.448	138.9	28.943	109.5	2:23.151	
2	37.904	146.8	1:00.926	153.9	26.212	114.8	2:05.042	
3	37.873	147.2	1:00.561	155.7	26.301	116.1	2:04.735	
4	37.264	146.8	1:01.301	154.6	26.268	113.2	2:04.833	
5	37.564	148.1	1:01.940	152.9	26.576	114.2	2:06.080	
6	37.619	147.2	1:00.469	154.3	26.376	114.4	2:04.464	
7	38.025	146.5	1:01.474	153.2	26.556	112.6	2:06.055	
8	38.001	146.5	1:01.455	143.4	27.574	93.9	2:07.030	
9	38.376	147.2	1:01.881	155.3	27.101	112.4	2:07.358	
10	37.685	147.2	1:00.093	156.1	27.257	104.1	2:05.035	

63 Georg Hallau (LAU) — Theodore N183

lap	Sect-1	Speed	Sect-2	Speed	Sect-3	Speed	Laptime	Pit
1	Out	81.0	1:12.243	146.8	29.787	101.7	2:29.441	
2	40.950	115.1	1:04.562	152.5	28.116	112.4	2:13.628	
3	40.006	141.0	1:03.573	144.9	28.317	100.5	2:11.896	
4	39.772	139.8	1:03.851	148.5	29.043	88.7	2:12.666	
5	40.398	143.1	1:04.770	147.8	In		2:19.102	P
6	Out	112.0	1:08.472	151.1	29.340	95.8	4:51.594	P
7	40.129	143.4	1:03.802	152.5	28.665	111.0	2:12.596	
8	39.454	145.3	1:03.081	154.6	27.915	102.2	2:10.450	

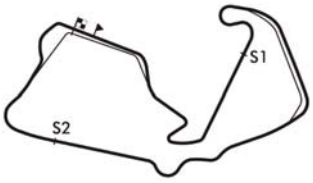

Session Start: 14:15:05 - Finish: 14:35:07
Weather/Track Conditions: Cloud / Dry
Circuit: Silverstone Grand Prix Wing
Track Length: 5.891 Km - 3.6605 miles
Printed: 20-07-2018 - 14:42

Silverstone Classic - 20 - 22 Jul 2018

FIA Masters Historic Formula One

Qualifying for Race 5 - Sector Analysis

72 Mark Hazell (HEA) — Williams FW07B

lap	Sect-1	Speed	Sect-2	Speed	Sect-3	Speed	Laptime	Pit
1	Out	127.1	1:04.640	136.1	27.121	108.3	2:27.337	
2	37.600	145.6	1:00.105	155.0	26.686	113.0	2:04.391	
3	36.480	149.1	59.085	154.6	25.582	113.0	2:01.147	
4	36.613	147.2	58.963	154.6	25.466	110.8	2:01.042	
5	36.808	147.2	59.325	154.6	25.435	108.3	2:01.568	
6	36.938	147.5	59.493	155.0	25.943	108.3	2:02.374	
7	37.123	148.5	59.672	153.6	25.978	106.9	2:02.773	
8	37.281	148.8	59.462	156.4	25.643	108.3	2:02.386	
9	37.398	148.8	59.300	157.2	25.553	110.2	2:02.251	
10	37.375	147.8	1:45.840	77.9	In		3:02.477	P

75 Gregor Fisken (FIT) — Shadow DN5

lap	Sect-1	Speed	Sect-2	Speed	Sect-3	Speed	Laptime	Pit
1	Out	111.3	1:07.836	152.9	27.795	114.8	2:33.339	
2	38.419	146.5	1:00.740	154.6	26.429	115.7	2:05.588	
3	37.212	150.1	1:00.298	156.4	26.175	114.8	2:03.685	
4	37.681	145.3	1:03.130	154.6	26.438	116.1	2:07.249	
5	37.378	145.6	1:00.592	155.7	26.503	113.8	2:04.473	
6	37.638	145.6	1:01.406	155.3	26.476	115.5	2:05.520	
7	37.422	145.9	1:08.738	150.8	In		2:16.975	P
8	Out	147.8	1:04.022	137.2	In		4:47.639	P

76 Andrew Beaumont (FIT) — Lotus 76

lap	Sect-1	Speed	Sect-2	Speed	Sect-3	Speed	Laptime	Pit
1	Out	91.1	1:22.741	122.7	In		3:03.734	P
2	Out	117.9	1:07.284	149.1	28.553	107.1	6:46.236	P
3	38.916	148.5	1:02.141	156.8	27.331	110.0	2:08.388	
4	38.535	149.8	1:01.030	157.9	26.797	110.0	2:06.362	
5	38.424	151.8	1:01.651	158.3	27.072	112.4	2:07.147	
6	39.789	148.8	1:02.624	159.4	28.054	113.4	2:10.467	
7	38.082	151.8	1:01.478	159.0	26.891	111.1	2:06.451	
8								

87 James Hanson (HEA) — Lotus 87B

lap	Sect-1	Speed	Sect-2	Speed	Sect-3	Speed	Laptime	Pit
1	Out	143.1	59.208	155.7	25.339	121.2	2:01.233	
2	35.365	153.6	57.317	157.5	25.020	120.3	1:57.702	
3	35.537	152.2	58.299	157.5	25.690	113.4	1:59.526	
4	39.335	141.0	1:00.997	156.1	In		2:04.592	P
5	Out	111.5	1:04.470	156.1	26.977	118.0	3:53.597	P
6	35.723	151.8	56.207	157.9	25.586	120.3	1:57.516	
7	37.079	137.8	59.340	157.5	27.579	85.3	2:03.998	
8	42.051	139.5	1:00.777	158.6	In		2:08.020	P

92 Paul Tattersall (HEA) — Ensign N179

lap	Sect-1	Speed	Sect-2	Speed	Sect-3	Speed	Laptime	Pit
1	Out	106.4	1:11.158	138.7	31.178	95.8	2:30.987	
2	41.081	137.0	1:05.704	152.5	28.841	102.0	2:15.626	
3	41.070	142.5	1:05.157	148.1	In		2:20.058	P
4	Out	135.3	1:04.992	152.9	28.303	96.9	4:02.670	P
5	40.403	143.1	1:09.309	125.9	In		2:22.213	P
6	Out	136.7	1:05.722	137.2	29.449	105.6	3:49.300	P
7	40.142	139.5	1:06.719	154.6	28.065	103.1	2:14.926	
8								

118 Matthew Wrigley (STE) — March 721G

lap	Sect-1	Speed	Sect-2	Speed	Sect-3	Speed	Laptime	Pit
1	Out	121.8	1:03.415	133.4	27.278	107.4	2:06.553	
2	38.294	133.7	1:01.366	148.8	26.771	114.2	2:06.431	
3	37.366	147.5	1:00.008	156.4	26.194	112.1	2:03.568	
4	36.800	151.5	1:00.286	157.5	26.257	112.3	2:03.343	
5	37.115	151.1	1:00.203	158.3	26.101	111.3	2:03.419	
6	41.622	112.4	1:06.334	130.1	In		2:13.265	P
7	Out	102.1	1:06.332	100.9	31.394	109.5	4:19.853	P
8	37.256	151.5	59.720	159.4	26.160	113.4	2:03.136	

119 Chris Perkins (FIT) — Surtees TS16

lap	Sect-1	Speed	Sect-2	Speed	Sect-3	Speed	Laptime	Pit
1	Out	117.9	1:08.489	149.1	29.474	103.1	2:23.735	
2	41.326	135.6	1:02.746	156.1	27.344	102.3	2:11.416	
3	41.986	143.7	1:01.805	155.3	27.892	107.1	2:11.683	
4	40.055	145.3	1:01.994	154.6	27.382	105.1	2:09.431	
5	38.663	148.1	1:03.142	153.9	In		2:13.209	P
6								

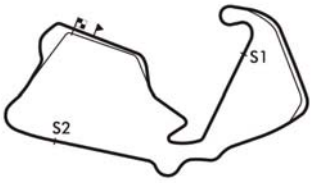

Session Start: 14:15:05 - Finish: 14:35:07
Weather/Track Conditions: Cloud / Dry
Circuit: Silverstone Grand Prix Wing
Track Length: 5.891 Km - 3.6605 miles
Printed: 20-07-2018 - 14:42

MST
Results: www.mstworld.com. Live Timing: https://livetiming.getraceresults.com/mst. Email: timing@mstworld.com

Silverstone Classic - 20 - 22 Jul 2018

FIA Masters Historic Formula One

Qualifying for Race 5 - Best Sector Times

	SECTOR 1			SECTOR 2			SECTOR 3		
	NO	TIME	LAP	NO	TIME	LAP	NO	TIME	LAP
1	6	34.957	3	6	55.736	3	6	24.607	3
2	44	35.109	3	87	56.207	6	44	24.657	2
3	87	35.365	2	24	56.555	2	26	24.870	3
4	24	35.392	3	26	56.780	3	24	24.980	3
5	26	35.478	9	44	57.370	2	87	25.020	2
6	37	35.558	5	37	57.851	3	37	25.096	3
7	14	36.397	4	12	58.129	5	34	25.357	2
8	72	36.480	3	14	58.151	3	12	25.399	2
9	34	36.558	3	34	58.712	3	72	25.435	5
10	118	36.800	4	31	58.784	2	14	25.527	8
11	12	36.813	3	5	58.848	2	5	25.540	2
12	21	36.829	5	72	58.963	4	31	25.803	1
13	1	36.835	4	21	59.221	6	21	25.917	3
14	5	37.182	2	1	59.435	4	1	26.067	3
15	31	37.208	4	118	59.720	8	118	26.101	5
16	75	37.212	3	32	59.815	8	75	26.175	3
17	32	37.222	5	49	1:00.093	10	49	26.212	2
18	49	37.264	4	75	1:00.298	3	32	26.280	8
19	76	38.082	7	76	1:01.030	4	76	26.797	4
20	119	38.663	5	119	1:01.805	3	119	27.344	2
21	63	39.454	8	63	1:03.081	8	63	27.915	8
22	22	40.051	4	22	1:04.267	7	92	28.065	7
23	92	40.142	7	92	1:04.992	4	22	28.203	7
24	17			17			17		

IDEAL / BEST LAP COMPARISON

NO	NAME	BEST	IN	IDEAL	DIFF
6	Nick Padmore	1:55.300	3	1:55.300	+0.000
24	Michael Lyons	1:56.957	3	1:56.927	+0.030
44	Martin Stretton	1:57.356	2	1:57.136	+0.220
26	Matteo Ferrer-Aza	1:57.442	3	1:57.128	+0.314
87	James Hanson	1:57.516	6	1:56.592	+0.924
37	Christophe D'Ansem	1:58.699	5	1:58.505	+0.194
14	Simon Fish	2:00.641	3	2:00.075	+0.566
34	Henry Fletcher	2:00.707	2	2:00.627	+0.080
12	Steve Boultbee Broc	2:00.783	5	2:00.341	+0.442
72	Mark Hazell	2:01.042	4	2:00.878	+0.164
5	Gregory Thornton	2:01.570	2	2:01.570	+0.000
31	Steve Hartley	2:02.105	2	2:01.795	+0.310
21	Andrew Haddon	2:02.319	7	2:01.967	+0.352
1	Max Smith-Hilliard	2:02.346	4	2:02.337	+0.009
118	Matthew Wrigley	2:03.136	8	2:02.621	+0.515
75	Gregor Fisken	2:03.685	3	2:03.685	+0.000
32	Philip Hall	2:03.803	8	2:03.317	+0.486
49	Neil Glover	2:04.464	6	2:03.569	+0.895
76	Andrew Beaumont	2:06.362	4	2:05.909	+0.453
119	Chris Perkins	2:09.431	4	2:07.812	+1.619
17	Keith Frieser	2:09.584	8		+
63	Georg Hallau	2:10.450	8	2:10.450	+0.000
22	Chris Atkinson	2:12.522	7	2:12.521	+0.001
92	Paul Tattersall	2:14.926	7	2:13.199	+1.727

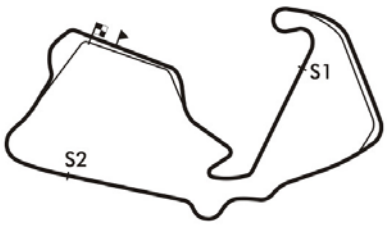

Session Start: 14:15:05 - Finish: 14:35:07
Weather/Track Conditions: Cloud / Dry
Circuit: Silverstone Grand Prix Wing
Track Length: 5.891 Km - 3.6605 miles

Printed: 20-07-2018 - 14:42

Silverstone Classic - 20 - 22 Jul 2018

FIA Masters Historic Formula One

Qualifying for Race 5 - Best Sector Speeds

	NO	SECTOR 1	MPH	NO	SECTOR 2	MPH	NO	SECTOR 3	MPH
1	24	Michael Lyons	161.7	24	Michael Lyons	162.9	44	Martin Stretton	122.3
2	87	James Hanson	153.6	37	Christophe D'Ansembourg	162.9	37	Christophe D'Ansembourg	121.6
3	5	Gregory Thornton	153.2	22	Chris Atkinson	161.7	87	James Hanson	121.2
4	6	Nick Padmore	153.2	5	Gregory Thornton	161.3	6	Nick Padmore	121.0
5	37	Christophe D'Ansembourg	153.2	12	Steve Boultbee Brooks	160.5	24	Michael Lyons	119.7
6	31	Steve Hartley	152.9	21	Andrew Haddon	160.5	26	Matteo Ferrer-Aza	119.4
7	1	Max Smith-Hilliard	151.8	1	Max Smith-Hilliard	160.2	12	Steve Boultbee Brooks	118.4
8	76	Andrew Beaumont	151.8	6	Nick Padmore	159.4	14	Simon Fish	116.5
9	12	Steve Boultbee Brooks	151.5	76	Andrew Beaumont	159.4	34	Henry Fletcher	116.3
10	21	Andrew Haddon	151.5	118	Matthew Wrigley	159.4	49	Neil Glover	116.1
11	118	Matthew Wrigley	151.5	87	James Hanson	158.6	75	Gregor Fisken	116.1
12	34	Henry Fletcher	151.1	34	Henry Fletcher	158.3	5	Gregory Thornton	115.1
13	14	Simon Fish	150.5	14	Simon Fish	157.9	118	Matthew Wrigley	114.2
14	44	Martin Stretton	150.5	32	Philip Hall	157.5	21	Andrew Haddon	114.0
15	22	Chris Atkinson	150.1	72	Mark Hazell	157.2	31	Steve Hartley	113.8
16	32	Philip Hall	150.1	75	Gregor Fisken	156.4	76	Andrew Beaumont	113.4
17	75	Gregor Fisken	150.1	49	Neil Glover	156.1	72	Mark Hazell	113.0
18	26	Matteo Ferrer-Aza	149.8	119	Chris Perkins	156.1	32	Philip Hall	112.4
19	72	Mark Hazell	149.1	44	Martin Stretton	155.7	63	Georg Hallau	112.4
20	49	Neil Glover	148.1	31	Steve Hartley	155.0	1	Max Smith-Hilliard	112.1
21	119	Chris Perkins	148.1	26	Matteo Ferrer-Aza	154.6	22	Chris Atkinson	109.5
22	63	Georg Hallau	145.3	63	Georg Hallau	154.6	119	Chris Perkins	107.1
23	92	Paul Tattersall	143.1	92	Paul Tattersall	154.6	92	Paul Tattersall	105.6
24	17	Keith Frieser	0.0	17	Keith Frieser	0.0	17	Keith Frieser	0.0

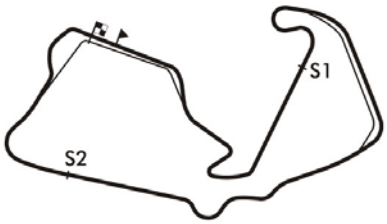

Session Start: 14:15:05 - Finish: 14:35:07
Weather/Track Conditions: Cloud / Dry
Circuit: Silverstone Grand Prix Wing
Track Length: 5.891 Km - 3.6605 miles

Printed: 20-07-2018 - 14:43

Silverstone Classic - 20 - 22 Jul 2018

FIA Masters Historic Formula One

Race 5 - Starting Grid

Sheet No:

Start Time : 14:25 - Heat Duration : 20 Minutes

ROW							
12	23	32	Philip Hall				
11	21	22	Chris Atkinson	22	92	Paul Tattersall
10	19	17	Keith Frieser	20	63	Georg Hallau
9	17	76	Andrew Beaumont	18	119	Chris Perkins
8	15	75	Gregor Fisken	16	49	Neil Glover
7	13	1	Max Smith-Hilliard	14	118	Matthew Wrigley
6	11	31	Steve Hartley	12	21	Andrew Haddon
5	9	72	Mark Hazell	10	5	Gregory Thornton
4	7	34	Henry Fletcher	8	12	Steve Boultbee Brooks
3	5	37	Christophe D'Ansembourg	6	14	Simon Fish
2	3	44	Martin Stretton	4	26	Matteo Ferrer-Aza
1	1	6	Nick Padmore	2	24	Michael Lyons

Pole Right

Car 32 - change of car authorised as per regulation 6.2.

Circuit: Silverstone Grand Prix Wing
Track Length: 5.891 Km - 3.6605 miles

Chief Steward: Marc Van Geel	Steward: Juha Liukkonen	Steward: Rod Parkin

Printed : 21-07-2018 - 12:54

Silverstone Classic - 20 - 22 Jul 2018

FIA Masters Historic Formula One

Race 5 - Provisional Classification - AMENDED

Sheet No:

POS	NO	DRIVER/S	CLASS	CLASS POS	CAR MAKE / MODEL	TIME	LAPS	GAP	DIFF	MPH	BEST	ON
1	6	Nick Padmore	HEA	1	Williams FW07C	21:33.091	11	-- 11 laps		112.1	1:55.793	2
2	24	Michael Lyons	FIT	1	Hesketh 308E	21:49.586	11	16.495	16.495	110.6	1:58.162	5
3	37	Christophe D'Ansembourg	HEA	2	Williams FW07C	22:04.577	11	31.486	14.991	109.4	1:59.366	2
4	14	Simon Fish	HEA	3	Ensign N180	22:24.306	11	51.215	19.729	107.8	2:01.335	9
5	12	Steve Boultbee Brooks	HEA	4	Lotus 81	22:26.787	11	53.696	2.481	107.6	2:00.347	10
6	44	Martin Stretton	LAU	1	Tyrrell 012	22:27.722	11	54.631	0.935	107.5	1:58.810	5
7	5	Gregory Thornton	FIT	2	March 761	22:28.613	11	55.522	0.891	107.4	2:00.729	10
8	34	Henry Fletcher	FIT	3	March 761	22:32.256	11	59.165	3.643	107.1	2:01.474	2
9	72	Mark Hazell	HEA	5	Williams FW07B	22:34.820	11	1:01.729	2.564	106.9	2:01.953	3
10	21	Andrew Haddon	FIT	4	Hesketh 308C	22:36.649	11	1:03.558	1.829	106.8	2:01.964	11
11	1	Max Smith-Hilliard	FIT	5	Fittipaldi F5A	22:46.889	11	1:13.798	10.240	106.0	2:02.526	3
12	118	Matthew Wrigley	STE	1	March 721G	22:47.992	11	1:14.901	1.103	105.9	2:02.607	3
13	31	Steve Hartley	HEA	6	Arrows A4	22:57.679	11	1:24.588	9.687	105.2	2:00.578	2
14	75	Gregor Fisken	FIT	6	Shadow DN5	22:58.010	11	1:24.919	0.331	105.1	2:03.882	2
15	49	Neil Glover	HEA	7	Arrows A5	23:10.228	11	1:37.137	12.218	104.2	2:03.599	2
16	32	Philip Hall	FIT	7	Shadow DN5	23:26.376	11	1:53.285	16.148	103.0	2:05.256	8
17	76	Andrew Beaumont	FIT	8	Lotus 76	23:30.506	11	1:57.415	4.130	102.7	2:06.187	11
18	119	Chris Perkins	FIT	9	Surtees TS16	23:41.323	11	2:08.232	10.817	101.9	2:06.691	4
19	17	Keith Frieser	FIT	10	Shadow DN1	22:07.096	10	-- 10 laps	36.867	99.30	2:10.304	3
20	22	Chris Atkinson	FIT	11	Hesketh 308/1	22:18.435	10	11.339	11.339	98.46	2:11.695	6
21	63	Georg Hallau	LAU	2	Theodore N183	22:19.166	10	12.070	0.731	98.40	2:10.640	3
		---------- NOT CLASSIFIED ----------										
DNC	92	Paul Tattersall	HEA		Ensign N179	9:32.389	4	-- 4 laps --	38.041	92.09	2:18.131	3
DSQ	26	Matteo Ferrer-Aza	HEA		Ligier JS11	18:07.999	9	-- 9 laps --		109.0	1:58.946	6

---------- FASTEST LAP SUMMARY ----------

NO	DRIVER/S	CLASS	CAR MAKE / MODEL	FASTEST LAP	ON	MPH
6	Nick Padmore	HEA	Williams FW07C	1:55.793	2	113.80
24	Michael Lyons	FIT	Hesketh 308E	1:58.162	5	111.52
44	Martin Stretton	LAU	Tyrrell 012	1:58.810	5	110.92
118	Matthew Wrigley	STE	March 721G	2:02.607	3	107.48

Car 26 disqualified (contact with car 44), FIA Stewards Decision 4 refers.

Session Start: 14:20:47 - Finish: 14:42:19
Weather/Track Conditions: Bright / Dry
Circuit: Silverstone Grand Prix Wing
Track Length: 5.891 Km - 3.6605 miles

These results are provisional until the conclusion of any judicial and technical matters.

FIA Race Director: Richard Cuene-Grandidier	Chief Timekeeper: Nick Palmer	Issued at:

Printed: 21-07-2018 - 15:25

Silverstone Classic - 20 - 22 Jul 2018

FIA Masters Historic Formula One

Race 5 - Provisional Classification by Class

Sheet No:

Class FIT

POS	NO	DRIVER/S	CLASS	CAR MAKE / MODEL	TIME	LAPS	GAP	DIFF	MPH	BEST	ON
1	24	Michael Lyons	FIT	Hesketh 308E	21:49.586	11	-- 11 laps		110.68	1:58.162	5
2	5	Gregory Thornton	FIT	March 761	22:28.613	11	39.027	39.027	107.48	2:00.729	10
3	34	Henry Fletcher	FIT	March 761	22:32.256	11	42.670	3.643	107.19	2:01.474	2
4	21	Andrew Haddon	FIT	Hesketh 308C	22:36.649	11	47.063	4.393	106.84	2:01.964	11
5	1	Max Smith-Hilliard	FIT	Fittipaldi F5A	22:46.889	11	57.303	10.240	106.04	2:02.526	3
6	75	Gregor Fisken	FIT	Shadow DN5	22:58.010	11	1:08.424	11.121	105.19	2:03.882	2
7	32	Philip Hall	FIT	Shadow DN5	23:26.376	11	1:36.790	28.366	103.07	2:05.256	8
8	76	Andrew Beaumont	FIT	Lotus 76	23:30.506	11	1:40.920	4.130	102.77	2:06.187	11
9	119	Chris Perkins	FIT	Surtees TS16	23:41.323	11	1:51.737	10.817	101.99	2:06.691	4
10	17	Keith Frieser	FIT	Shadow DN1	22:07.096	10	-- 10 laps		99.30	2:10.304	3
11	22	Chris Atkinson	FIT	Hesketh 308/1	22:18.435	10	11.339	11.339	98.46	2:11.695	6

Class HEA

POS	NO	DRIVER/S	CLASS	CAR MAKE / MODEL	TIME	LAPS	GAP	DIFF	MPH	BEST	ON
1	6	Nick Padmore	HEA	Williams FW07C	21:33.091	11	-- 11 laps		112.10	1:55.793	2
2	37	Christophe D'Ansembourg	HEA	Williams FW07C	22:04.577	11	31.486	31.486	109.43	1:59.366	2
3	14	Simon Fish	HEA	Ensign N180	22:24.306	11	51.215	19.729	107.83	2:01.335	9
4	12	Steve Boultbee Brooks	HEA	Lotus 81	22:26.787	11	53.696	2.481	107.63	2:00.347	10
5	72	Mark Hazell	HEA	Williams FW07B	22:34.820	11	1:01.729	8.033	106.99	2:01.953	3
6	31	Steve Hartley	HEA	Arrows A4	22:57.679	11	1:24.588	22.859	105.22	2:00.578	2
7	49	Neil Glover	HEA	Arrows A5	23:10.228	11	1:37.137	12.549	104.27	2:03.599	2
8	26	Matteo Ferrer-Aza	HEA	Ligier JS11	18:07.999	9	-- 9 laps		109.01	1:58.946	6
		---------- NOT CLASSIFIED ----------									
DNC	92	Paul Tattersall	HEA	Ensign N179	9:32.389	4	-- 4 laps		92.09	2:18.131	3

Class LAU

POS	NO	DRIVER/S	CLASS	CAR MAKE / MODEL	TIME	LAPS	GAP	DIFF	MPH	BEST	ON
1	44	Martin Stretton	LAU	Tyrrell 012	22:27.722	11	-- 11 laps		107.55	1:58.810	5
2	63	Georg Hallau	LAU	Theodore N183	22:19.166	10	-- 10 laps		98.40	2:10.640	3

Class STE

POS	NO	DRIVER/S	CLASS	CAR MAKE / MODEL	TIME	LAPS	GAP	DIFF	MPH	BEST	ON
1	118	Matthew Wrigley	STE	March 721G	22:47.992	11	-- 11 laps		105.96	2:02.607	3

Session Start: 14:20:47 - Finish: 14:42:19
Weather/Track Conditions: Bright / Dry
Circuit: Silverstone Grand Prix Wing
Track Length: 5.891 Km - 3.6605 miles

These results are provisional until the conclusion of any judicial and technical matters.

FIA Race Director: Richard Cuene-Grandidier	Chief Timekeeper: Nick Palmer	Issued at:

Silverstone Classic - 20 - 22 Jul 2018

FIA Masters Historic Formula One

Race 5 - Sector Analysis

1	Max Smith-Hilliard (FIT)								Fittipaldi F5A							
lap	Sect-1	Speed	Sect-2	Speed	Sect-3	Speed	Laptime	Pit	lap	Sect-1	Speed	Sect-2	Speed	Sect-3	Speed	Laptime	Pit
1		147.5	1:00.528	162.1	26.170	109.7	2:09.523		7	37.595	149.1	59.914	158.6	25.974	112.4	2:03.483	
2	37.525	149.5	1:00.239	158.6	26.032	110.2	2:03.796		8	37.403	149.5	59.760	161.7	26.055	111.1	2:03.218	
3	36.988	151.5	59.527	162.1	26.011	112.1	2:02.526		9	37.352	150.5	59.923	161.3	26.367	112.3	2:03.642	
4	37.452	150.1	59.886	159.4	26.196	111.3	2:03.534		10	37.604	148.8	1:00.521	161.3	26.525	110.8	2:04.650	
5	37.596	149.1	1:00.128	159.4	26.158	112.6	2:03.882		11	37.859	149.5	1:00.549	160.2	26.426	109.3	2:04.834	
6	37.533	149.8	1:00.231	159.8	26.037	111.7	2:03.801		12								

5	Gregory Thornton (FIT)								March 761							
lap	Sect-1	Speed	Sect-2	Speed	Sect-3	Speed	Laptime	Pit	lap	Sect-1	Speed	Sect-2	Speed	Sect-3	Speed	Laptime	Pit
1		145.3	1:00.745	164.1	26.488	110.2	2:08.786		7	37.068	150.8	58.774	164.1	25.688	114.8	2:01.530	
2	37.742	151.5	58.743	162.9	26.274	109.2	2:02.759		8	36.712	154.6	59.324	165.7	26.331	113.8	2:02.367	
3	37.090	153.6	59.002	163.3	25.741	112.6	2:01.833		9	36.875	152.2	59.390	164.5	27.032	111.3	2:03.297	
4	36.865	154.3	58.846	162.5	26.069	110.4	2:01.780		10	36.395	154.6	58.583	165.3	25.751	109.9	2:00.729	
5	36.969	151.8	58.826	162.9	25.512	115.3	2:01.307		11	36.672	156.1	59.666	166.1	26.371	109.9	2:02.709	
6	36.488	153.9	59.381	163.3	25.647	113.4	2:01.516		12								

6	Nick Padmore (HEA)								Williams FW07C							
lap	Sect-1	Speed	Sect-2	Speed	Sect-3	Speed	Laptime	Pit	lap	Sect-1	Speed	Sect-2	Speed	Sect-3	Speed	Laptime	Pit
1		151.8	56.136	158.6	24.592	120.7	1:56.527		7	35.774	151.1	57.173	158.3	25.041	118.8	1:57.988	
2	35.032	151.8	56.211	158.6	24.550	120.3	1:55.793		8	35.977	150.8	57.115	160.2	24.933	120.1	1:58.025	
3	35.237	151.8	56.524	158.6	24.761	120.5	1:56.522		9	35.744	153.2	57.369	160.2	25.676	119.2	1:58.789	
4	35.411	151.5	56.838	158.6	24.906	120.1	1:57.155		10	36.131	151.5	57.237	159.4	25.056	118.8	1:58.424	
5	35.706	150.8	56.796	158.3	24.918	119.2	1:57.420		11	36.035	152.2	57.207	161.3	25.517	116.5	1:58.759	
6	35.638	151.1	57.064	158.3	24.987	119.0	1:57.689		12								

12	Steve Boultbee Brooks (HEA)								Lotus 81							
lap	Sect-1	Speed	Sect-2	Speed	Sect-3	Speed	Laptime	Pit	lap	Sect-1	Speed	Sect-2	Speed	Sect-3	Speed	Laptime	Pit
1		147.2	59.373	159.4	25.826	114.9	2:05.762		7	36.943	148.5	58.779	158.6	26.102	117.6	2:01.824	
2	36.643	152.5	58.488	157.9	26.100	115.9	2:01.231		8	36.978	149.1	59.204	159.4	26.073	116.5	2:02.255	
3	36.803	152.5	58.878	160.5	25.761	117.6	2:01.442		9	37.052	145.9	59.452	159.4	26.232	117.8	2:02.736	
4	36.929	151.1	1:00.098	158.6	26.694	113.2	2:03.721		10	36.309	151.1	58.414	160.5	25.624	117.2	2:00.347	
5	37.239	149.1	59.997	157.2	25.934	118.0	2:03.170		11	37.245	151.8	59.361	161.3	25.814	107.4	2:02.420	
6	37.181	150.5	58.951	159.0	25.747	107.8	2:01.879		12								

14	Simon Fish (HEA)								Ensign N180							
lap	Sect-1	Speed	Sect-2	Speed	Sect-3	Speed	Laptime	Pit	lap	Sect-1	Speed	Sect-2	Speed	Sect-3	Speed	Laptime	Pit
1		149.5	59.039	156.4	25.743	113.8	2:03.585		7	36.953	147.8	59.012	155.0	26.101	115.5	2:02.066	
2	36.755	149.8	58.587	156.1	26.052	111.9	2:01.394		8	36.865	146.8	59.251	156.4	25.596	115.7	2:01.712	
3	36.888	149.8	59.146	156.4	25.931	112.1	2:01.965		9	36.669	147.8	58.692	156.4	25.974	113.4	2:01.335	
4	37.000	148.8	59.366	155.7	25.770	114.8	2:02.136		10	36.950	147.8	59.199	157.5	26.406	114.2	2:02.555	
5	36.945	147.2	59.114	153.9	26.457	113.0	2:02.516		11	37.009	148.8	59.200	157.9	26.131	113.4	2:02.340	
6	36.945	147.8	59.057	155.0	26.700	111.9	2:02.702		12								

17	Keith Frieser (FIT)								Shadow DN1							
lap	Sect-1	Speed	Sect-2	Speed	Sect-3	Speed	Laptime	Pit	lap	Sect-1	Speed	Sect-2	Speed	Sect-3	Speed	Laptime	Pit
1		141.3	1:04.231	155.7	28.953	104.1	2:19.595		6	39.127	142.8	1:03.331	156.4	28.409	97.7	2:10.867	
2	38.984	147.5	1:03.047	158.3	28.397	104.6	2:10.428		7	39.434	141.3	1:03.742	155.7	28.245	103.9	2:11.421	
3	39.404	143.4	1:03.014	159.0	27.886	103.4	2:10.304		8	39.969	143.1	1:03.955	149.8	30.091	92.8	2:14.015	
4	38.726	144.6	1:04.033	157.9	27.866	102.3	2:10.625		9	40.478	139.8	1:04.253	153.9	29.182	101.3	2:13.913	
5	39.390	142.5	1:03.693	156.4	27.928	106.6	2:11.011		10	39.950	138.4	1:04.757	155.7	30.210	93.6	2:14.917	

21	Andrew Haddon (FIT)								Hesketh 308C							
lap	Sect-1	Speed	Sect-2	Speed	Sect-3	Speed	Laptime	Pit	lap	Sect-1	Speed	Sect-2	Speed	Sect-3	Speed	Laptime	Pit
1		151.5	1:00.199	161.3	26.178	111.0	2:08.412		7	37.182	150.5	59.476	159.8	26.020	110.4	2:02.678	
2	37.010	152.2	59.868	159.0	26.585	107.2	2:03.463		8	37.659	150.1	59.327	161.7	25.940	111.1	2:02.926	
3	37.635	149.8	59.427	162.1	26.016	109.9	2:03.078		9	36.973	152.2	59.497	160.2	26.045	112.3	2:02.515	
4	37.206	151.8	59.712	160.5	26.245	110.0	2:03.163		10	37.063	152.2	59.441	162.5	25.923	112.3	2:02.427	
5	37.234	150.5	59.582	160.5	26.071	110.2	2:02.887		11	37.023	152.5	59.071	161.7	25.870	112.6	2:01.964	
6	37.211	152.5	59.973	159.4	25.952	110.4	2:03.136		12								

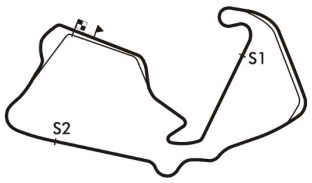

Session Start: 14:20:47 - Finish: 14:42:19
Weather/Track Conditions: Bright / Dry
Circuit: Silverstone Grand Prix Wing
Track Length: 5.891 Km - 3.6605 miles
Printed: 21-07-2018 - 15:00

MST

Results: www.mstworld.com. Live Timing: https://livetiming.getraceresults.com/mst. Email: timing@mstworld.com

Silverstone Classic - 20 - 22 Jul 2018

FIA Masters Historic Formula One

Race 5 - Sector Analysis

22	Chris Atkinson (FIT)								Hesketh 308/1								
lap	Sect-1	Speed	Sect-2	Speed	Sect-3	Speed	Laptime	Pit	lap	Sect-1	Speed	Sect-2	Speed	Sect-3	Speed	Laptime	Pit
1		134.5	1:04.083	146.2	29.576	106.9	2:21.360		6	39.837	149.1	1:03.901	161.7	27.957	100.3	2:11.695	
2	40.397	151.5	1:03.539	161.7	28.172	104.7	2:12.108		7	39.867	143.7	1:04.485	161.3	29.549	105.1	2:13.901	
3	40.526	144.9	1:04.515	161.7	28.630	107.2	2:13.671		8	40.065	143.1	1:04.620	160.9	28.621	100.9	2:13.306	
4	39.999	151.8	1:04.361	161.3	28.517	99.5	2:12.877		9	39.956	145.9	1:03.547	158.6	29.114	106.9	2:12.617	
5	40.473	143.4	1:04.835	160.2	28.739	108.4	2:14.047		10	39.941	145.6	1:04.695	157.2	28.217	109.5	2:12.853	

24	Michael Lyons (FIT)								Hesketh 308E								
lap	Sect-1	Speed	Sect-2	Speed	Sect-3	Speed	Laptime	Pit	lap	Sect-1	Speed	Sect-2	Speed	Sect-3	Speed	Laptime	Pit
1		156.8	57.498	164.5	25.060	117.8	1:58.617		7	36.293	153.2	57.447	160.9	25.348	118.0	1:59.088	
2	36.647	157.2	58.068	164.5	25.788	117.4	2:00.503		8	35.876	154.3	57.321	162.9	25.353	115.9	1:58.550	
3	36.063	157.9	57.839	163.3	25.543	116.5	1:59.445		9	36.075	153.2	57.261	164.9	25.773	116.1	1:59.109	
4	36.127	154.6	57.101	162.9	25.057	117.4	1:58.285		10	36.137	156.1	57.629	164.9	25.898	118.2	1:59.664	
5	35.843	153.9	57.112	160.2	25.207	117.6	1:58.162		11	36.340	154.6	57.534	163.7	25.530	115.5	1:59.404	
6	36.257	153.6	57.301	161.3	25.201	117.8	1:58.759		12								

26	Matteo Ferrer-Aza (HEA)								Ligier JS11								
lap	Sect-1	Speed	Sect-2	Speed	Sect-3	Speed	Laptime	Pit	lap	Sect-1	Speed	Sect-2	Speed	Sect-3	Speed	Laptime	Pit
1		151.1	57.680	156.8	25.574	118.2	2:00.784		6	36.148	148.5	57.441	159.0	25.357	114.8	1:58.946	
2	36.174	147.2	57.541	156.1	25.276	112.8	1:58.991		7	36.207	148.8	57.983	158.6	25.213	115.5	1:59.403	
3	36.119	149.5	57.761	158.6	25.575	113.6	1:59.455		8	37.013	147.2	58.162	160.5	25.131	118.8	2:00.306	
4	36.672	147.5	57.570	155.3	25.211	114.9	1:59.453		9	40.788	119.2	1:01.655	144.3	In		2:11.402	P
5	36.307	147.2	57.697	153.9	25.255	114.2	1:59.259		10								

31	Steve Hartley (HEA)								Arrows A4								
lap	Sect-1	Speed	Sect-2	Speed	Sect-3	Speed	Laptime	Pit	lap	Sect-1	Speed	Sect-2	Speed	Sect-3	Speed	Laptime	Pit
1		147.2	59.538	157.9	25.956	117.0	2:06.885		7	36.925	144.9	58.851	156.4	26.326	114.8	2:02.102	
2	36.538	147.8	58.159	156.4	25.881	111.7	2:00.578		8	36.970	147.5	59.122	157.5	26.114	112.6	2:02.206	
3	36.979	146.8	58.463	159.4	25.846	114.6	2:01.288		9	37.112	147.8	59.203	155.3	In		2:06.184	P
4	36.848	152.5	58.884	156.1	25.788	113.0	2:01.520		10	Out	146.8	58.847	157.2	26.013	112.4	2:29.707	P
5	36.712	149.5	58.378	156.8	26.576	116.7	2:01.666		11	37.204	149.1	59.059	158.3	26.569	109.5	2:02.832	
6	37.381	146.5	58.436	156.4	26.894	109.2	2:02.711		12								

32	Philip Hall (FIT)								Shadow DN5								
lap	Sect-1	Speed	Sect-2	Speed	Sect-3	Speed	Laptime	Pit	lap	Sect-1	Speed	Sect-2	Speed	Sect-3	Speed	Laptime	Pit
1		137.2	1:03.294	159.0	28.765	110.2	2:20.774		7	38.144	141.0	1:02.215	153.9	27.316	109.3	2:07.675	
2	38.110	143.4	1:03.140	155.0	28.528	109.0	2:09.778		8	38.364	145.9	1:00.622	155.3	26.270	112.6	2:05.256	
3	38.231	146.8	1:01.888	154.6	27.200	108.3	2:07.319		9	37.568	146.5	1:00.822	153.6	26.880	111.0	2:05.270	
4	38.208	146.5	1:01.353	153.2	27.072	108.4	2:06.633		10	38.002	146.2	1:01.185	155.3	26.782	110.2	2:05.969	
5	37.835	145.6	1:01.200	151.8	26.779	111.3	2:05.814		11	38.067	146.2	1:00.990	155.3	26.806	110.2	2:05.863	
6	38.103	146.2	1:00.975	153.2	26.947	109.7	2:06.025		12								

34	Henry Fletcher (FIT)								March 761								
lap	Sect-1	Speed	Sect-2	Speed	Sect-3	Speed	Laptime	Pit	lap	Sect-1	Speed	Sect-2	Speed	Sect-3	Speed	Laptime	Pit
1		151.8	59.345	160.2	25.739	114.4	2:04.146		7	37.322	148.8	59.434	157.2	25.995	114.4	2:02.751	
2	36.619	150.8	59.168	156.8	25.687	111.1	2:01.474		8	37.117	149.1	59.572	157.5	26.042	112.8	2:02.731	
3	36.940	150.5	59.196	159.0	25.628	114.6	2:01.764		9	37.251	149.8	59.731	157.9	27.714	107.8	2:04.696	
4	37.183	149.8	59.473	156.8	25.852	113.2	2:02.508		10	37.369	149.8	59.786	158.6	26.196	113.8	2:03.351	
5	37.676	149.5	59.334	157.2	26.048	113.2	2:03.058		11	37.251	150.1	59.992	159.4	26.137	111.1	2:03.380	
6	37.221	149.8	59.341	157.5	25.835	114.0	2:02.397		12								

37	Christophe D'Ansembourg (HEA)								Williams FW07C								
lap	Sect-1	Speed	Sect-2	Speed	Sect-3	Speed	Laptime	Pit	lap	Sect-1	Speed	Sect-2	Speed	Sect-3	Speed	Laptime	Pit
1		153.2	58.088	163.3	25.256	118.8	2:01.520		7	36.036	151.1	58.514	160.5	25.348	119.7	1:59.898	
2	35.751	149.1	58.208	162.1	25.407	121.2	1:59.366		8	36.005	152.5	58.174	161.3	25.190	118.2	1:59.369	
3	35.975	153.6	58.115	158.6	25.661	117.2	1:59.751		9	36.368	153.2	58.667	161.7	25.642	111.1	2:00.677	
4	36.438	154.3	58.430	161.3	25.511	116.3	2:00.379		10	36.428	152.9	58.659	163.7	25.970	117.4	2:01.057	
5	36.527	147.5	58.622	160.2	25.568	116.5	2:00.717		11	36.721	153.9	59.100	163.7	26.133	118.4	2:01.954	
6	36.002	152.5	58.400	160.9	25.487	119.0	1:59.889		12								

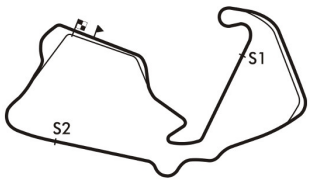

Session Start: 14:20:47 - Finish: 14:42:19
Weather/Track Conditions: Bright / Dry
Circuit: Silverstone Grand Prix Wing
Track Length: 5.891 Km - 3.6605 miles
Printed: 21-07-2018 - 15:00

Silverstone Classic - 20 - 22 Jul 2018

FIA Masters Historic Formula One

Race 5 - Sector Analysis

44	Martin Stretton (LAU)								Tyrrell 012								
lap	Sect-1	Speed	Sect-2	Speed	Sect-3	Speed	Laptime	Pit	lap	Sect-1	Speed	Sect-2	Speed	Sect-3	Speed	Laptime	Pit
1		149.1	57.653	154.3	24.831	119.4	1:59.564		7	35.933	146.5	58.321	154.3	25.004	118.6	1:59.258	
2	35.518	150.1	58.085	155.0	25.426	117.2	1:59.029		8	37.050	148.5	58.364	156.1	24.963	118.6	2:00.377	
3	35.968	148.5	58.446	154.6	25.948	118.4	2:00.362		9	49.005	144.9	59.855	155.7	25.702	114.0	2:14.562	
4	36.060	146.5	57.953	155.0	24.984	119.4	1:58.997		10	38.027	137.0	1:05.476	137.8	28.912	109.9	2:12.415	
5	35.993	148.1	57.942	154.6	24.875	119.4	1:58.810		11	38.166	144.3	1:00.713	156.8	25.805	113.8	2:04.684	
6	36.134	148.5	58.196	155.3	25.334	118.8	1:59.664		12								

49	Neil Glover (HEA)								Arrows A5								
lap	Sect-1	Speed	Sect-2	Speed	Sect-3	Speed	Laptime	Pit	lap	Sect-1	Speed	Sect-2	Speed	Sect-3	Speed	Laptime	Pit
1		147.2	1:00.611	157.9	26.286	113.4	2:11.463		7	38.812	144.9	1:01.024	155.3	26.960	111.9	2:06.796	
2	37.101	151.1	1:00.335	156.8	26.163	111.5	2:03.599		8	38.066	145.9	1:01.009	156.4	26.527	109.9	2:05.602	
3	37.170	150.1	1:00.654	157.2	26.406	114.0	2:04.230		9	38.501	145.3	1:02.153	155.7	26.693	109.7	2:07.347	
4	37.741	147.2	1:01.638	157.9	26.336	113.8	2:05.715		10	38.509	146.5	1:01.259	156.8	26.820	111.1	2:06.588	
5	38.054	146.8	1:00.171	156.1	26.344	109.7	2:04.569		11	39.023	145.9	1:03.215	154.6	26.857	109.7	2:09.095	
6	38.109	146.2	1:00.557	156.1	26.558	110.4	2:05.224		12								

63	Georg Hallau (LAU)								Theodore N183								
lap	Sect-1	Speed	Sect-2	Speed	Sect-3	Speed	Laptime	Pit	lap	Sect-1	Speed	Sect-2	Speed	Sect-3	Speed	Laptime	Pit
1		135.8	1:04.089	157.2	29.198	96.7	2:20.677		6	39.533	143.7	1:03.342	151.1	28.507	100.9	2:11.382	
2	40.198	144.0	1:02.740	155.0	28.533	107.8	2:11.471		7	40.293	136.4	1:04.212	152.9	28.385	101.6	2:12.890	
3	39.922	144.9	1:02.345	155.3	28.373	102.2	2:10.640		8	40.096	130.1	1:07.665	151.1	29.067	100.8	2:16.828	
4	39.802	142.2	1:03.355	152.9	28.403	99.7	2:11.560		9	41.605	141.0	1:04.022	142.8	32.160	104.2	2:17.787	
5	40.271	140.1	1:04.432	150.8	28.795	98.6	2:13.498		10	40.141	139.8	1:04.045	157.2	28.247	110.4	2:12.433	

72	Mark Hazell (HEA)								Williams FW07B								
lap	Sect-1	Speed	Sect-2	Speed	Sect-3	Speed	Laptime	Pit	lap	Sect-1	Speed	Sect-2	Speed	Sect-3	Speed	Laptime	Pit
1		147.5	59.617	156.4	25.839	113.8	2:06.551		7	37.402	146.8	59.804	156.8	25.832	113.0	2:03.038	
2	37.305	147.5	58.955	158.3	25.774	113.8	2:02.034		8	37.508	146.2	59.571	158.3	25.802	106.1	2:02.881	
3	36.714	151.1	59.346	158.6	25.893	112.3	2:01.953		9	37.060	149.5	59.602	157.2	25.932	109.2	2:02.594	
4	37.138	149.1	59.602	157.9	26.629	100.9	2:03.369		10	37.469	147.8	59.547	159.0	26.191	107.6	2:03.207	
5	37.662	146.2	1:00.358	156.1	25.943	114.0	2:03.963		11	37.531	147.5	59.467	158.6	25.514	111.7	2:02.512	
6	37.024	149.5	59.637	157.5	26.057	109.0	2:02.718		12								

75	Gregor Fisken (FIT)								Shadow DN5								
lap	Sect-1	Speed	Sect-2	Speed	Sect-3	Speed	Laptime	Pit	lap	Sect-1	Speed	Sect-2	Speed	Sect-3	Speed	Laptime	Pit
1		147.5	1:01.059	158.3	26.954	115.5	2:11.889		7	37.721	145.6	1:00.232	155.3	26.423	115.3	2:04.376	
2	37.022	151.8	1:00.336	158.3	26.524	115.9	2:03.882		8	38.064	143.1	1:00.674	157.2	26.509	112.4	2:05.247	
3	37.403	146.8	1:00.426	156.8	26.333	114.2	2:04.162		9	37.941	145.3	1:00.596	156.8	26.511	114.6	2:05.048	
4	37.224	152.2	1:00.639	156.4	26.395	113.8	2:04.258		10	38.276	146.2	59.828	157.5	26.359	115.1	2:04.463	
5	37.779	147.2	1:00.376	154.6	26.251	114.9	2:04.406		11	37.863	145.9	1:00.163	159.0	27.010	112.8	2:05.036	
6	38.021	146.8	1:00.674	155.3	26.548	111.5	2:05.243		12								

76	Andrew Beaumont (FIT)								Lotus 76								
lap	Sect-1	Speed	Sect-2	Speed	Sect-3	Speed	Laptime	Pit	lap	Sect-1	Speed	Sect-2	Speed	Sect-3	Speed	Laptime	Pit
1		134.8	1:02.054	161.7	26.839	109.0	2:13.949		7	38.588	150.8	1:00.894	159.4	27.414	113.4	2:06.896	
2	38.615	150.1	1:01.656	160.2	26.828	114.8	2:07.099		8	40.933	138.4	1:04.341	155.0	27.256	111.1	2:12.530	
3	38.036	149.1	1:02.306	160.5	26.811	108.3	2:07.153		9	40.427	148.1	1:01.604	160.9	26.998	106.2	2:09.029	
4	37.800	152.2	1:01.770	161.7	27.264	111.3	2:06.834		10	38.181	151.8	1:02.030	162.1	26.813	108.4	2:07.024	
5	38.784	148.5	1:01.420	160.2	26.798	114.6	2:07.002		11	38.751	152.2	1:00.841	160.5	26.595	109.3	2:06.187	
6	37.795	152.5	1:02.002	157.2	27.006	109.3	2:06.803		12								

92	Paul Tattersall (HEA)								Ensign N179								
lap	Sect-1	Speed	Sect-2	Speed	Sect-3	Speed	Laptime	Pit	lap	Sect-1	Speed	Sect-2	Speed	Sect-3	Speed	Laptime	Pit
1		130.8	1:07.364	117.3	30.842	91.3	2:27.367		3	41.443	121.8	1:08.147	142.8	28.541	97.7	2:18.131	
2	42.041	140.1	1:13.476	148.5	28.690	105.6	2:24.207		4	41.665	120.9	1:08.876	146.8	In		2:22.684	P

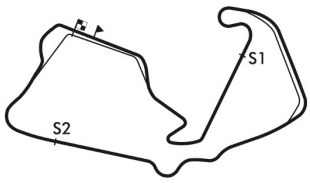

Session Start: 14:20:47 - Finish: 14:42:19
Weather/Track Conditions: Bright / Dry
Circuit: Silverstone Grand Prix Wing
Track Length: 5.891 Km - 3.6605 miles
Printed: 21-07-2018 - 15:00

Silverstone Classic - 20 - 22 Jul 2018

FIA Masters Historic Formula One

Race 5 - Sector Analysis

118	Matthew Wrigley (STE)								March 721G								
lap	Sect-1	Speed	Sect-2	Speed	Sect-3	Speed	Laptime	Pit	lap	Sect-1	Speed	Sect-2	Speed	Sect-3	Speed	Laptime	Pit
1		147.5	1:01.072	160.9	26.423	111.9	2:10.505		7	37.098	151.5	59.768	159.0	25.985	110.6	2:02.851	
2	37.384	152.5	1:00.037	161.7	25.888	113.0	2:03.309		8	37.559	150.5	59.553	162.5	26.258	112.1	2:03.370	
3	36.950	152.2	59.813	161.3	25.844	110.6	2:02.607		9	37.253	151.5	1:00.669	160.9	26.445	111.7	2:04.367	
4	37.194	153.6	1:00.095	160.9	26.042	112.6	2:03.331		10	37.946	141.0	1:00.754	160.9	26.592	111.1	2:05.292	
5	37.456	149.5	1:00.804	158.3	26.317	111.9	2:04.577		11	37.639	147.5	1:00.193	162.5	26.001	113.4	2:03.833	
6	37.712	151.1	59.948	160.5	26.290	108.4	2:03.950		12								

119	Chris Perkins (FIT)								Surtees TS16								
lap	Sect-1	Speed	Sect-2	Speed	Sect-3	Speed	Laptime	Pit	lap	Sect-1	Speed	Sect-2	Speed	Sect-3	Speed	Laptime	Pit
1		141.6	1:01.767	159.4	27.037	108.1	2:14.563		7	39.189	143.7	1:02.114	156.4	27.297	103.4	2:08.600	
2	38.225	149.1	1:01.886	157.9	27.009	107.6	2:07.120		8	39.266	143.7	1:01.667	158.3	27.094	103.4	2:08.027	
3	38.679	151.5	1:01.584	158.3	26.851	106.2	2:07.114		9	39.529	146.5	1:02.281	157.2	27.702	106.7	2:09.512	
4	38.292	148.5	1:01.085	158.6	27.314	106.6	2:06.691		10	39.337	147.5	1:02.166	158.3	27.523	105.2	2:09.026	
5	38.579	151.8	1:01.690	157.9	27.569	103.4	2:07.838		11	39.740	143.4	1:03.665	158.3	27.689	97.6	2:11.094	
6	41.307	144.9	1:02.978	155.7	27.453	101.9	2:11.738		12								

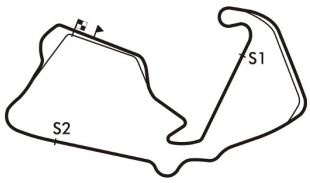

Session Start: 14:20:47 - Finish: 14:42:19
Weather/Track Conditions: Bright / Dry
Circuit: Silverstone Grand Prix Wing
Track Length: 5.891 Km - 3.6605 miles
Printed: 21-07-2018 - 15:00

Silverstone Classic - 20 - 22 Jul 2018

FIA Masters Historic Formula One

Race 5 - Best Sector Times

	SECTOR 1			SECTOR 2			SECTOR 3		
	NO	TIME	LAP	NO	TIME	LAP	NO	TIME	LAP
1	6	35.032	2	6	56.136	1	6	24.550	2
2	44	35.518	2	24	57.101	4	44	24.831	1
3	37	35.751	2	26	57.441	6	24	25.057	4
4	24	35.843	5	44	57.653	1	26	25.131	8
5	26	36.119	3	37	58.088	1	37	25.190	8
6	12	36.309	10	31	58.159	2	5	25.512	5
7	5	36.395	10	12	58.414	10	72	25.514	11
8	31	36.538	2	5	58.583	10	14	25.596	8
9	34	36.619	2	14	58.587	2	12	25.624	10
10	14	36.669	9	72	58.955	2	34	25.628	3
11	72	36.714	3	21	59.071	11	31	25.788	4
12	118	36.950	3	34	59.168	2	118	25.844	3
13	21	36.973	9	1	59.527	3	21	25.870	11
14	1	36.988	3	118	59.553	8	1	25.974	7
15	75	37.022	2	75	59.828	10	49	26.163	2
16	49	37.101	2	49	1:00.171	5	75	26.251	5
17	32	37.568	9	32	1:00.622	8	32	26.270	8
18	76	37.795	6	76	1:00.841	11	76	26.595	11
19	119	38.225	2	119	1:01.085	4	119	26.851	3
20	17	38.726	4	63	1:02.345	3	17	27.866	4
21	63	39.533	6	17	1:03.014	3	22	27.957	6
22	22	39.837	6	22	1:03.539	2	63	28.247	10
23	92	41.443	3	92	1:07.364	1	92	28.541	3

IDEAL / BEST LAP COMPARISON

NO	NAME	BEST	IN	IDEAL	DIFF
6	Nick Padmore	1:55.793	2	1:55.718	+0.075
24	Michael Lyons	1:58.162	5	1:58.001	+0.161
44	Martin Stretton	1:58.810	5	1:58.002	+0.808
26	Matteo Ferrer-Aza	1:58.946	6	1:58.691	+0.255
37	Christophe D'Ansen	1:59.366	2	1:59.029	+0.337
12	Steve Boultbee Broc	2:00.347	10	2:00.347	+0.000
31	Steve Hartley	2:00.578	2	2:00.485	+0.093
5	Gregory Thornton	2:00.729	10	2:00.490	+0.239
14	Simon Fish	2:01.335	9	2:00.852	+0.483
34	Henry Fletcher	2:01.474	2	2:01.415	+0.059
72	Mark Hazell	2:01.953	3	2:01.183	+0.770
21	Andrew Haddon	2:01.964	11	2:01.914	+0.050
1	Max Smith-Hilliard	2:02.526	3	2:02.489	+0.037
118	Matthew Wrigley	2:02.607	3	2:02.347	+0.260
49	Neil Glover	2:03.599	2	2:03.435	+0.164
75	Gregor Fisken	2:03.882	2	2:03.101	+0.781
32	Philip Hall	2:05.256	8	2:04.460	+0.796
76	Andrew Beaumont	2:06.187	11	2:05.231	+0.956
119	Chris Perkins	2:06.691	4	2:06.161	+0.530
17	Keith Frieser	2:10.304	3	2:09.606	+0.698
63	Georg Hallau	2:10.640	3	2:10.125	+0.515
22	Chris Atkinson	2:11.695	6	2:11.333	+0.362
92	Paul Tattersall	2:18.131	3	2:17.348	+0.783

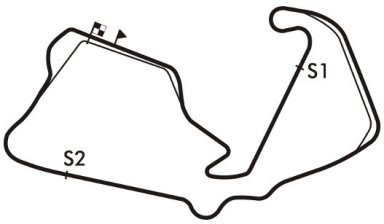

Session Start: 14:20:47 - Finish: 14:42:19
Weather/Track Conditions: Bright / Dry
Circuit: Silverstone Grand Prix Wing
Track Length: 5.891 Km - 3.6605 miles

Printed: 21-07-2018 - 15:00

Silverstone Classic - 20 - 22 Jul 2018

FIA Masters Historic Formula One

Race 5 - Best Sector Speeds

	NO	SECTOR 1	MPH	NO	SECTOR 2	MPH	NO	SECTOR 3	MPH
1	24	Michael Lyons	157.9	5	Gregory Thornton	166.1	37	Christophe D'Ansembourg	121.2
2	5	Gregory Thornton	156.1	24	Michael Lyons	164.9	6	Nick Padmore	120.7
3	37	Christophe D'Ansembourg	154.3	37	Christophe D'Ansembourg	163.7	44	Martin Stretton	119.4
4	118	Matthew Wrigley	153.6	21	Andrew Haddon	162.5	26	Matteo Ferrer-Aza	118.8
5	6	Nick Padmore	153.2	118	Matthew Wrigley	162.5	24	Michael Lyons	118.2
6	12	Steve Boultbee Brooks	152.5	1	Max Smith-Hilliard	162.1	12	Steve Boultbee Brooks	118.0
7	21	Andrew Haddon	152.5	76	Andrew Beaumont	162.1	31	Steve Hartley	117.0
8	31	Steve Hartley	152.5	22	Chris Atkinson	161.7	75	Gregor Fisken	115.9
9	76	Andrew Beaumont	152.5	6	Nick Padmore	161.3	14	Simon Fish	115.7
10	75	Gregor Fisken	152.2	12	Steve Boultbee Brooks	161.3	5	Gregory Thornton	115.3
11	22	Chris Atkinson	151.8	26	Matteo Ferrer-Aza	160.5	76	Andrew Beaumont	114.8
12	34	Henry Fletcher	151.8	34	Henry Fletcher	160.2	34	Henry Fletcher	114.6
13	119	Chris Perkins	151.8	31	Steve Hartley	159.4	49	Neil Glover	114.0
14	1	Max Smith-Hilliard	151.5	119	Chris Perkins	159.4	72	Mark Hazell	114.0
15	26	Matteo Ferrer-Aza	151.1	17	Keith Frieser	159.0	118	Matthew Wrigley	113.4
16	49	Neil Glover	151.1	32	Philip Hall	159.0	1	Max Smith-Hilliard	112.6
17	72	Mark Hazell	151.1	72	Mark Hazell	159.0	21	Andrew Haddon	112.6
18	44	Martin Stretton	150.1	75	Gregor Fisken	159.0	32	Philip Hall	112.6
19	14	Simon Fish	149.8	14	Simon Fish	157.9	63	Georg Hallau	110.4
20	17	Keith Frieser	147.5	49	Neil Glover	157.9	22	Chris Atkinson	109.5
21	32	Philip Hall	146.8	63	Georg Hallau	157.2	119	Chris Perkins	108.1
22	63	Georg Hallau	144.9	44	Martin Stretton	156.8	17	Keith Frieser	106.6
23	92	Paul Tattersall	140.1	92	Paul Tattersall	148.5	92	Paul Tattersall	105.6

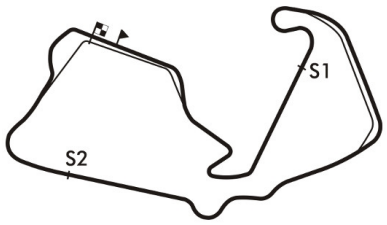

Session Start: 14:20:47 - Finish: 14:42:19
Weather/Track Conditions: Bright / Dry
Circuit: Silverstone Grand Prix Wing
Track Length: 5.891 Km - 3.6605 miles

Printed: 21-07-2018 - 15:00

Silverstone Classic - 20 - 22 Jul 2018

FIA Masters Historic Formula One

Race 5 - Lap Chart

Lap 1			Lap 2			Lap 3			Lap 4			Lap 5			Lap 6		
NO	Behind	Laptime	NO	Behind	Laptime	NO	Behind	Laptime	NO	Behind	Laptime	NO	Behind	Laptime	NO	Behind	Laptime
6		1:56.527	6		1:55.793	6		1:56.522	6		1:57.155	6		1:57.420	6		1:57.689
24	2.090	1:58.617	44	6.273	1:59.029	24	9.723	1:59.445	24	10.853	1:58.285	24	11.595	1:58.162	24	12.665	1:58.759
44	3.037	1:59.564	24	6.800	2:00.503	44	10.113	2:00.362	44	11.955	1:58.997	44	13.345	1:58.810	44	15.320	1:59.664
26	4.257	2:00.784	26	7.455	1:58.991	26	10.388	1:59.455	26	12.686	1:59.453	26	14.525	1:59.259	26	15.782	1:58.946
37	4.993	2:01.520	37	8.566	1:59.366	37	11.795	1:59.751	37	15.019	2:00.379	37	18.316	2:00.717	37	20.516	1:59.889
14	7.058	2:03.585	14	12.659	2:01.394	14	18.102	2:01.965	14	23.083	2:02.136	14	28.179	2:02.516	14	33.192	2:02.702
34	7.619	2:04.146	34	13.300	2:01.474	34	18.542	2:01.764	34	23.895	2:02.508	31	28.520	2:01.666	31	33.542	2:02.711
12	9.235	2:05.762	12	14.673	2:01.231	12	19.593	2:01.442	31	24.274	2:01.520	34	29.533	2:03.058	34	34.241	2:02.397
72	10.024	2:06.551	31	15.143	2:00.578	31	19.909	2:01.288	12	26.159	2:03.721	12	31.909	2:03.170	12	36.099	2:01.879
31	10.358	2:06.885	72	16.265	2:02.034	72	21.696	2:01.953	72	27.910	2:03.369	5	33.048	2:01.307	5	36.875	2:01.516
21	11.885	2:08.412	5	19.225	2:02.759	5	24.536	2:01.833	5	29.161	2:01.780	72	34.453	2:03.963	72	39.482	2:02.718
5	12.259	2:08.786	21	19.555	2:03.463	21	26.111	2:03.078	21	32.119	2:03.163	21	37.586	2:02.887	21	43.033	2:03.136
1	12.996	2:09.523	1	20.999	2:03.796	1	27.003	2:02.526	1	33.382	2:03.534	1	39.844	2:03.882	1	45.956	2:03.801
118	13.978	2:10.505	118	21.494	2:03.309	118	27.579	2:02.607	118	33.755	2:03.331	118	40.912	2:04.577	118	47.173	2:03.950
49	14.936	2:11.463	49	22.742	2:03.599	49	30.450	2:04.230	75	38.194	2:04.258	75	45.180	2:04.406	75	52.734	2:05.243
75	15.362	2:11.889	75	23.451	2:03.882	75	31.091	2:04.162	49	39.010	2:05.715	49	46.159	2:04.569	49	53.694	2:05.224
76	17.422	2:13.949	76	28.728	2:07.099	76	39.359	2:07.153	76	49.038	2:06.834	76	58.620	2:07.002	76	1:07.734	2:06.803
119	18.036	2:14.563	119	29.363	2:07.120	119	39.955	2:07.114	119	49.491	2:06.691	119	59.909	2:07.838	119	1:13.958	2:11.738
17	23.068	2:19.595	17	37.703	2:10.428	32	49.029	2:07.319	32	58.507	2:06.633	32	1:06.901	2:05.814	32	1:15.237	2:06.025
63	24.150	2:20.677	32	38.232	2:09.778	17	51.485	2:10.304	17	1:04.955	2:10.625	17	1:18.546	2:11.011	17	1:31.724	2:10.867
32	24.247	2:20.774	63	39.828	2:11.471	63	53.946	2:10.640	63	1:08.351	2:11.560	63	1:24.429	2:13.498	63	1:38.122	2:11.382
22	24.833	2:21.360	22	41.148	2:12.108	22	58.297	2:13.671	22	1:14.019	2:12.877	22	1:30.646	2:14.047	22	1:44.652	2:11.695
92	30.840	2:27.367	92	59.254	2:24.207	92	1:20.863	2:18.131	92	1:46.392	2:22.684						

Session Start: 14:20:47 - Finish: 14:42:19
Weather/Track Conditions: Bright / Dry
Circuit: Silverstone Grand Prix Wing
Track Length: 5.891 Km - 3.6605 miles
Printed: 21-07-2018 - 15:00

Results: www.mstworld.com. Live Timing: https://livetiming.getraceresults.com/mst. Email: timing@mstworld.com

Silverstone Classic - 20 - 22 Jul 2018

FIA Masters Historic Formula One

Race 5 - Lap Chart

Lap 7			Lap 8			Lap 9			Lap 10			Lap 11		
NO	Behind	Laptime	NO	Behind	Laptime	NO	Behind	Laptime	NO	Behind	Laptime	NO	Behind	Laptime
6		1:57.988	6		1:58.025	6		1:58.789	6		1:58.424	6		1:58.759
24	13.765	1:59.088	22	1 LAP	2:13.901	17	1 LAP	2:14.015	24	15.850	1:59.664	24	16.495	1:59.404
44	16.590	1:59.258	24	14.290	1:58.550	63	1 LAP	2:16.828	17	1 LAP	2:13.913	37	31.486	2:01.954
26	17.197	1:59.403	44	18.942	2:00.377	24	14.610	1:59.109	37	28.291	2:01.057	17	1 LAP	2:14.917
37	22.426	1:59.898	26	19.478	2:00.306	22	1 LAP	2:13.306	22	1 LAP	2:12.617	22	1 LAP	2:12.853
14	37.270	2:02.066	37	23.770	1:59.369	37	25.658	2:00.677	63	1 LAP	2:17.787	63	1 LAP	2:12.433
31	37.656	2:02.102	14	40.957	2:01.712	26	32.091	2:11.402	14	47.634	2:02.555	14	51.215	2:02.340
34	39.004	2:02.751	31	41.837	2:02.206	44	34.715	2:14.562	44	48.706	2:12.415	12	53.696	2:02.420
12	39.935	2:01.824	34	43.710	2:02.731	14	43.503	2:01.335	12	50.035	2:00.347	44	54.631	2:04.684
5	40.417	2:01.530	12	44.165	2:02.255	12	48.112	2:02.736	5	51.572	2:00.729	5	55.522	2:02.709
72	44.532	2:03.038	5	44.759	2:02.367	31	49.232	2:06.184	34	54.544	2:03.351	34	59.165	2:03.380
21	47.723	2:02.678	72	49.388	2:02.881	5	49.267	2:03.297	72	57.976	2:03.207	72	1:01.729	2:02.512
1	51.451	2:03.483	21	52.624	2:02.926	34	49.617	2:04.696	21	1:00.353	2:02.427	21	1:03.558	2:01.964
118	52.036	2:02.851	1	56.644	2:03.218	72	53.193	2:02.594	1	1:07.723	2:04.650	1	1:13.798	2:04.834
75	59.122	2:04.376	118	57.381	2:03.370	21	56.350	2:02.515	118	1:09.827	2:05.292	118	1:14.901	2:03.833
49	1:02.502	2:06.796	75	1:06.344	2:05.247	1	1:01.497	2:03.642	75	1:18.642	2:04.463	31	1:24.588	2:02.832
76	1:16.642	2:06.896	49	1:10.079	2:05.602	118	1:02.959	2:04.367	31	1:20.515	2:29.707	75	1:24.919	2:05.036
119	1:24.570	2:08.600	76	1:31.147	2:12.530	75	1:12.603	2:05.048	49	1:26.801	2:06.588	49	1:37.137	2:09.095
32	1:24.924	2:07.675	32	1:32.155	2:05.256	49	1:18.637	2:07.347	32	1:46.181	2:05.969	32	1:53.285	2:05.863
17	1:45.157	2:11.421	119	1:34.572	2:08.027	32	1:38.636	2:05.270	76	1:49.987	2:07.024	76	1:57.415	2:06.187
63	1:53.024	2:12.890				76	1:41.387	2:09.029	119	1:55.897	2:09.026	119	2:08.232	2:11.094
						119	1:45.295	2:09.512						

Session Start: 14:20:47 - Finish: 14:42:19
Weather/Track Conditions: Bright / Dry
Circuit: Silverstone Grand Prix Wing
Track Length: 5.891 Km - 3.6605 miles
Printed: 21-07-2018 - 15:00

MST
Results: www.mstworld.com. Live Timing: https://livetiming.getraceresults.com/mst. Email: timing@mstworld.com

Silverstone Classic - 20 - 22 Jul 2018

FIA Masters Historic Formula One

Race 5 - Final Classification

Sheet No:

POS	NO	DRIVER/S	CLASS	CLASS POS	CAR MAKE / MODEL	TIME	LAPS	GAP	DIFF	MPH	BEST	ON
1	6	Nick Padmore	HEA	1	Williams FW07C	21:33.091	11	-- 11 laps		112.1	1:55.793	2
2	24	Michael Lyons	FIT	1	Hesketh 308E	21:49.586	11	16.495	16.495	110.6	1:58.162	5
3	37	Christophe D'Ansembourg	HEA	2	Williams FW07C	22:04.577	11	31.486	14.991	109.4	1:59.366	2
4	14	Simon Fish	HEA	3	Ensign N180	22:24.306	11	51.215	19.729	107.8	2:01.335	9
5	12	Steve Boultbee Brooks	HEA	4	Lotus 81	22:26.787	11	53.696	2.481	107.6	2:00.347	10
6	44	Martin Stretton	LAU	1	Tyrrell 012	22:27.722	11	54.631	0.935	107.5	1:58.810	5
7	5	Gregory Thornton	FIT	2	March 761	22:28.613	11	55.522	0.891	107.4	2:00.729	10
8	34	Henry Fletcher	FIT	3	March 761	22:32.256	11	59.165	3.643	107.1	2:01.474	2
9	72	Mark Hazell	HEA	5	Williams FW07B	22:34.820	11	1:01.729	2.564	106.9	2:01.953	3
10	21	Andrew Haddon	FIT	4	Hesketh 308C	22:36.649	11	1:03.558	1.829	106.8	2:01.964	11
11	1	Max Smith-Hilliard	FIT	5	Fittipaldi F5A	22:46.889	11	1:13.798	10.240	106.0	2:02.526	3
12	118	Matthew Wrigley	STE	1	March 721G	22:47.992	11	1:14.901	1.103	105.9	2:02.607	3
13	31	Steve Hartley	HEA	6	Arrows A4	22:57.679	11	1:24.588	9.687	105.2	2:00.578	2
14	75	Gregor Fisken	FIT	6	Shadow DN5	22:58.010	11	1:24.919	0.331	105.1	2:03.882	2
15	49	Neil Glover	HEA	7	Arrows A5	23:10.228	11	1:37.137	12.218	104.2	2:03.599	2
16	32	Philip Hall	FIT	7	Shadow DN5	23:26.376	11	1:53.285	16.148	103.0	2:05.256	8
17	76	Andrew Beaumont	FIT	8	Lotus 76	23:30.506	11	1:57.415	4.130	102.7	2:06.187	11
18	119	Chris Perkins	FIT	9	Surtees TS16	23:41.323	11	2:08.232	10.817	101.9	2:06.691	4
19	17	Keith Frieser	FIT	10	Shadow DN1	22:07.096	10	-- 10 laps	36.867	99.30	2:10.304	3
20	22	Chris Atkinson	FIT	11	Hesketh 308/1	22:18.435	10	11.339	11.339	98.46	2:11.695	6
21	63	Georg Hallau	LAU	2	Theodore N183	22:19.166	10	12.070	0.731	98.40	2:10.640	3
		---------- NOT CLASSIFIED ----------										
DNC	92	Paul Tattersall	HEA		Ensign N179	9:32.389	4	-- 4 laps --	38.041	92.09	2:18.131	3
DSQ	26	Matteo Ferrer-Aza	HEA		Ligier JS11	18:07.999	9	-- 9 laps --		109.0	1:58.946	6

---------- FASTEST LAP SUMMARY ----------

NO	DRIVER/S	CLASS	CAR MAKE / MODEL	FASTEST LAP	ON	MPH
6	Nick Padmore	HEA	Williams FW07C	1:55.793	2	113.80
24	Michael Lyons	FIT	Hesketh 308E	1:58.162	5	111.52
44	Martin Stretton	LAU	Tyrrell 012	1:58.810	5	110.92
118	Matthew Wrigley	STE	March 721G	2:02.607	3	107.48

Session Start: 14:20:47 - Finish: 14:42:19
Weather/Track Conditions: Bright / Dry
Circuit: Silverstone Grand Prix Wing
Track Length: 5.891 Km - 3.6605 miles

Chief Steward: Marc Van Geel	Steward: Juha Liukkonen	Steward: Rod Parkin

Silverstone Classic - 20 - 22 Jul 2018

FIA Masters Historic Formula One

Race 17 - Starting Grid

Sheet No:

Start Time : 14:25 - Heat Duration : 20 Minutes

ROW							
11	21	92	Paul Tattersall	22	26	Matteo Ferrer-Aza
10	19	22	Chris Atkinson	20	63	Georg Hallau
9	17	119	Chris Perkins	18	17	Keith Frieser
8	15	49	Neil Glover	16	32	Philip Hall
7	13	31	Steve Hartley	14	75	Gregor Fisken
6	11	1	Max Smith-Hilliard	12	118	Matthew Wrigley
5	9	72	Mark Hazell	10	21	Andrew Haddon
4	7	24	Michael Lyons	8	6	Nick Padmore
3	5	14	Simon Fish	6	37	Christophe D'Ansembourg
2	3	44	Martin Stretton	4	12	Steve Boultbee Brooks
1	1	34	Henry Fletcher	2	5	Gregory Thornton

Pole Right

Circuit: Silverstone Grand Prix Wing
Track Length: 5.891 Km - 3.6605 miles

Chief Steward: Marc Van Geel	Steward: Juha Liukkonen	Steward: Rod Parkin

Silverstone Classic - 20 - 22 Jul 2018

FIA Masters Historic Formula One

Race 17 - Provisional Classification

Sheet No:

POS	NO	DRIVER/S	CLASS	CLASS POS	CAR MAKE / MODEL	TIME	LAPS	GAP	DIFF	MPH	BEST	ON
1	6	Nick Padmore	HEA	1	Williams FW07C	21:44.863	11	-- 11 laps		111.0	1:56.568	3
2	24	Michael Lyons	FIT	1	Hesketh 308E	22:03.210	11	18.347	18.347	109.5	1:58.343	5
3	44	Martin Stretton	LAU	1	Tyrrell 012	22:09.799	11	24.936	6.589	109.0	1:59.712	4
4	37	Christophe D'Ansembourg	HEA	2	Williams FW07C	22:12.952	11	28.089	3.153	108.7	1:59.903	7
5	26	Matteo Ferrer-Aza	HEA	3	Ligier JS11	22:24.635	11	39.772	11.683	107.8	1:59.500	9
6	31	Steve Hartley	HEA	4	Arrows A4	22:27.340	11	42.477	2.705	107.5	2:00.428	8
7	5	Gregory Thornton	FIT	2	March 761	22:28.069	11	43.206	0.729	107.5	2:01.181	11
8	14	Simon Fish	HEA	5	Ensign N180	22:33.394	11	48.531	5.325	107.1	2:01.657	2
9	34	Henry Fletcher	FIT	3	March 761	22:34.515	11	49.652	1.121	107.0	2:02.647	11
10	12	Steve Boultbee Brooks	HEA	6	Lotus 81	22:34.779	11	49.916	0.264	106.9	2:01.786	2
11	21	Andrew Haddon	FIT	4	Hesketh 308C	22:37.311	11	52.448	2.532	106.8	2:01.680	11
12	72	Mark Hazell	HEA	7	Williams FW07B	22:43.820	11	58.957	6.509	106.2	2:02.723	7
13	118	Matthew Wrigley	STE	1	March 721G	22:55.293	11	1:10.430	11.473	105.4	2:03.493	4
14	75	Gregor Fisken	FIT	5	Shadow DN5	22:58.676	11	1:13.813	3.383	105.1	2:03.088	3
15	32	Philip Hall	FIT	6	Shadow DN5	23:02.961	11	1:18.098	4.285	104.8	2:04.041	10
16	1	Max Smith-Hilliard	FIT	7	Fittipaldi F5A	23:09.433	11	1:24.570	6.472	104.3	2:02.673	10
17	22	Chris Atkinson	FIT	8	Hesketh 308/1	22:07.716	10	-- 10 laps	1:27.949	99.25	2:10.942	10
18	63	Georg Hallau	LAU	2	Theodore N183	22:09.114	10	1.398	1.398	99.15	2:09.235	7
19	92	Paul Tattersall	HEA	8	Ensign N179	22:53.206	10	45.490	44.092	95.96	2:12.509	4
20	49	Neil Glover	HEA	9	Arrows A5	18:56.682	9	-- 9 laps --		104.3	2:04.005	3
		---------- NOT CLASSIFIED ----------										
DNC	119	Chris Perkins	FIT		Surtees TS16	13:18.437	6	-- 6 laps --	41.877	99.02	2:08.376	2
DNC	17	Keith Frieser	FIT		Shadow DN1	7:00.501	3	-- 3 laps --	28.389	94.01	2:13.708	2

---------- FASTEST LAP SUMMARY ----------

NO	DRIVER/S	CLASS	CAR MAKE / MODEL	FASTEST LAP	ON	MPH
6	Nick Padmore	HEA	Williams FW07C	1:56.568	3	113.05
24	Michael Lyons	FIT	Hesketh 308E	1:58.343	5	111.35
44	Martin Stretton	LAU	Tyrrell 012	1:59.712	4	110.08
118	Matthew Wrigley	STE	March 721G	2:03.493	4	106.71

Session Start: 14:24:24 - Finish: 14:46:07
Weather/Track Conditions: Bright / Dry
Circuit: Silverstone Grand Prix Wing
Track Length: 5.891 Km - 3.6605 miles

These results are provisional until the conclusion of any judicial and technical matters.

FIA Race Director: Richard Cuene-Grandidier	Chief Timekeeper: Nick Palmer	Issued at:

Silverstone Classic - 20 - 22 Jul 2018

FIA Masters Historic Formula One

Race 17 - Provisional Classification by Class

Sheet No:

Class FIT

POS	NO	DRIVER/S	CLASS	CAR MAKE / MODEL	TIME	LAPS	GAP	DIFF	MPH	BEST	ON
1	24	Michael Lyons	FIT	Hesketh 308E	22:03.210	11	-- 11 laps		109.55	1:58.343	5
2	5	Gregory Thornton	FIT	March 761	22:28.069	11	24.859	24.859	107.53	2:01.181	11
3	34	Henry Fletcher	FIT	March 761	22:34.515	11	31.305	6.446	107.01	2:02.647	11
4	21	Andrew Haddon	FIT	Hesketh 308C	22:37.311	11	34.101	2.796	106.80	2:01.680	11
5	75	Gregor Fisken	FIT	Shadow DN5	22:58.676	11	55.466	21.365	105.14	2:03.088	3
6	32	Philip Hall	FIT	Shadow DN5	23:02.961	11	59.751	4.285	104.81	2:04.041	10
7	1	Max Smith-Hilliard	FIT	Fittipaldi F5A	23:09.433	11	1:06.223	6.472	104.32	2:02.673	10
8	22	Chris Atkinson	FIT	Hesketh 308/1	22:07.716	10	-- 10 laps		99.25	2:10.942	10
		---------- NOT CLASSIFIED ----------									
DNC	119	Chris Perkins	FIT	Surtees TS16	13:18.437	6	-- 6 laps		99.02	2:08.376	2
DNC	17	Keith Frieser	FIT	Shadow DN1	7:00.501	3	-- 3 laps		94.01	2:13.708	2

Class HEA

POS	NO	DRIVER/S	CLASS	CAR MAKE / MODEL	TIME	LAPS	GAP	DIFF	MPH	BEST	ON
1	6	Nick Padmore	HEA	Williams FW07C	21:44.863	11	-- 11 laps		111.09	1:56.568	3
2	37	Christophe D'Ansembourg	HEA	Williams FW07C	22:12.952	11	28.089	28.089	108.75	1:59.903	7
3	26	Matteo Ferrer-Aza	HEA	Ligier JS11	22:24.635	11	39.772	11.683	107.80	1:59.500	9
4	31	Steve Hartley	HEA	Arrows A4	22:27.340	11	42.477	2.705	107.58	2:00.428	8
5	14	Simon Fish	HEA	Ensign N180	22:33.394	11	48.531	6.054	107.10	2:01.657	2
6	12	Steve Boultbee Brooks	HEA	Lotus 81	22:34.779	11	49.916	1.385	106.99	2:01.786	2
7	72	Mark Hazell	HEA	Williams FW07B	22:43.820	11	58.957	9.041	106.29	2:02.723	7
8	92	Paul Tattersall	HEA	Ensign N179	22:53.206	10	-- 10 laps		95.96	2:12.509	4
9	49	Neil Glover	HEA	Arrows A5	18:56.682	9	-- 9 laps		104.33	2:04.005	3

Class LAU

POS	NO	DRIVER/S	CLASS	CAR MAKE / MODEL	TIME	LAPS	GAP	DIFF	MPH	BEST	ON
1	44	Martin Stretton	LAU	Tyrrell 012	22:09.799	11	-- 11 laps		109.00	1:59.712	4
2	63	Georg Hallau	LAU	Theodore N183	22:09.114	10	-- 10 laps		99.15	2:09.235	7

Class STE

POS	NO	DRIVER/S	CLASS	CAR MAKE / MODEL	TIME	LAPS	GAP	DIFF	MPH	BEST	ON
1	118	Matthew Wrigley	STE	March 721G	22:55.293	11	-- 11 laps		105.40	2:03.493	4

Session Start: 14:24:24 - Finish: 14:46:07
Weather/Track Conditions: Bright / Dry
Circuit: Silverstone Grand Prix Wing
Track Length: 5.891 Km - 3.6605 miles

These results are provisional until the conclusion of any judicial and technical matters.

FIA Race Director: Richard Cuene-Grandidier	Chief Timekeeper: Nick Palmer	Issued at:

Silverstone Classic - 20 - 22 Jul 2018

FIA Masters Historic Formula One

Race 17 - Sector Analysis

1	Max Smith-Hilliard (FIT)								Fittipaldi F5A								
lap	Sect-1	Speed	Sect-2	Speed	Sect-3	Speed	Laptime	Pit	lap	Sect-1	Speed	Sect-2	Speed	Sect-3	Speed	Laptime	Pit
1		151.1	1:00.043	160.2	26.210	114.2	2:08.416		7	37.661	148.5	59.953	161.7	25.867	111.5	2:03.481	
2	36.847	151.8	59.648	160.5	27.053	110.0	2:03.548		8	37.479	149.1	59.570	162.1	26.139	113.8	2:03.188	
3	37.398	148.5	59.859	162.1	26.166	112.4	2:03.423		9	38.128	141.6	59.975	161.3	25.984	113.4	2:04.087	
4	37.394	151.1	59.608	160.9	26.346	113.2	2:03.348		10	37.304	149.5	59.393	162.9	25.976	115.3	2:02.673	
5	37.552	147.2	1:00.179	160.9	26.141	111.9	2:03.872		11	37.415	148.5	1:23.512	128.1	In		2:29.666	P
6	37.848	146.5	59.810	160.9	26.073	114.2	2:03.731		12								

5	Gregory Thornton (FIT)								March 761								
lap	Sect-1	Speed	Sect-2	Speed	Sect-3	Speed	Laptime	Pit	lap	Sect-1	Speed	Sect-2	Speed	Sect-3	Speed	Laptime	Pit
1		148.1	59.371	160.9	25.922	110.8	2:03.348		7	37.352	150.5	58.334	163.3	25.893	109.7	2:01.579	
2	36.955	150.1	59.272	156.1	27.357	107.9	2:03.584		8	37.159	151.5	58.622	162.9	25.946	110.6	2:01.727	
3	37.710	151.1	58.688	164.1	26.077	109.0	2:02.475		9	36.885	151.1	58.860	130.1	26.605	109.7	2:02.350	
4	37.097	152.5	59.080	163.3	26.874	110.8	2:03.051		10	37.253	137.2	59.839	164.5	26.022	111.3	2:03.114	
5	37.002	151.1	59.374	162.5	26.772	111.0	2:03.148		11	37.303	150.5	58.243	165.7	25.635	108.8	2:01.181	
6	36.942	150.1	59.504	161.7	26.066	113.2	2:02.512		12								

6	Nick Padmore (HEA)								Williams FW07C								
lap	Sect-1	Speed	Sect-2	Speed	Sect-3	Speed	Laptime	Pit	lap	Sect-1	Speed	Sect-2	Speed	Sect-3	Speed	Laptime	Pit
1		152.9	58.361	161.3	25.684	119.4	2:03.871		7	35.847	149.8	57.090	161.7	24.995	118.0	1:57.932	
2	36.747	151.1	58.511	154.6	25.262	121.6	2:00.520		8	36.035	150.5	57.481	161.3	25.022	119.4	1:58.538	
3	35.260	149.1	56.643	160.2	24.665	121.2	1:56.568		9	36.016	147.8	57.383	161.7	25.148	119.0	1:58.547	
4	35.462	149.8	56.645	159.8	24.895	120.1	1:57.002		10	36.809	147.5	57.202	160.5	25.036	118.6	1:59.047	
5	35.578	150.1	56.791	160.2	25.108	119.9	1:57.477		11	35.633	148.8	56.947	161.7	24.864	121.4	1:57.444	
6	35.686	148.5	57.124	159.4	25.107	119.4	1:57.917		12								

12	Steve Boultbee Brooks (HEA)								Lotus 81								
lap	Sect-1	Speed	Sect-2	Speed	Sect-3	Speed	Laptime	Pit	lap	Sect-1	Speed	Sect-2	Speed	Sect-3	Speed	Laptime	Pit
1		143.7	1:00.100	162.9	26.653	115.7	2:05.532		7	36.955	145.6	59.808	159.4	27.941	107.4	2:04.704	
2	36.598	149.1	59.190	160.5	25.998	118.2	2:01.786		8	37.310	146.8	59.118	161.3	26.046	114.6	2:02.474	
3	37.836	149.1	59.318	158.6	25.786	113.2	2:02.940		9	37.129	149.1	59.919	159.0	25.863	117.2	2:02.911	
4	36.916	147.8	59.335	159.8	26.158	116.3	2:02.409		10	36.841	141.6	59.535	159.0	26.536	112.6	2:02.912	
5	37.761	147.5	59.130	159.4	26.308	116.3	2:03.199		11	37.370	147.5	59.220	162.1	26.107	116.5	2:02.697	
6	37.240	147.5	59.606	157.2	26.369	118.6	2:03.215		12								

14	Simon Fish (HEA)								Ensign N180								
lap	Sect-1	Speed	Sect-2	Speed	Sect-3	Speed	Laptime	Pit	lap	Sect-1	Speed	Sect-2	Speed	Sect-3	Speed	Laptime	Pit
1		149.1	1:00.880	160.5	26.073	110.6	2:06.150		7	37.104	151.5	59.142	160.5	26.877	109.0	2:03.123	
2	36.920	151.1	58.638	161.3	26.099	108.8	2:01.657		8	36.979	150.1	59.469	159.8	26.438	113.0	2:02.886	
3	37.661	151.5	59.177	162.5	26.321	112.6	2:03.159		9	36.911	150.5	59.076	158.3	26.366	114.8	2:02.353	
4	36.667	150.8	59.410	160.5	26.998	111.7	2:03.075		10	36.704	148.8	59.691	156.4	26.841	112.3	2:03.236	
5	37.067	150.8	59.449	160.2	26.121	114.0	2:02.637		11	36.733	147.2	59.135	158.6	25.922	115.3	2:01.790	
6	37.126	149.8	59.478	161.7	26.724	111.3	2:03.328		12								

17	Keith Frieser (FIT)								Shadow DN1								
lap	Sect-1	Speed	Sect-2	Speed	Sect-3	Speed	Laptime	Pit	lap	Sect-1	Speed	Sect-2	Speed	Sect-3	Speed	Laptime	Pit
1		146.2	1:05.844	156.4	29.341	95.6	2:21.114		3	40.406	131.6	1:10.254	118.4	In		2:25.679	P
2	39.972	142.2	1:04.387	156.1	29.349	99.3	2:13.708		4								

21	Andrew Haddon (FIT)								Hesketh 308C								
lap	Sect-1	Speed	Sect-2	Speed	Sect-3	Speed	Laptime	Pit	lap	Sect-1	Speed	Sect-2	Speed	Sect-3	Speed	Laptime	Pit
1		152.2	1:00.100	160.2	26.136	111.3	2:07.628		7	37.251	150.5	59.531	160.5	26.015	112.8	2:02.797	
2	36.951	151.8	59.921	157.9	26.004	113.6	2:02.876		8	36.992	151.8	59.077	162.1	25.993	111.7	2:02.062	
3	37.315	151.5	1:00.304	160.5	26.219	113.2	2:03.838		9	36.841	152.2	59.271	162.5	25.826	113.2	2:01.938	
4	37.014	151.1	1:00.075	160.5	26.312	112.4	2:03.401		10	37.004	151.5	1:00.301	161.7	26.530	113.4	2:03.835	
5	36.976	150.5	59.633	160.2	27.089	111.0	2:03.698		11	36.822	150.5	58.949	162.5	25.909	110.2	2:01.680	
6	37.231	149.8	1:00.061	160.2	26.266	112.3	2:03.558		12								

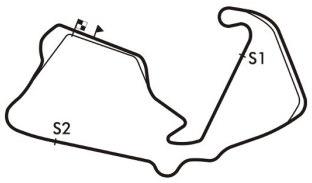

Session Start: 14:24:24 - Finish: 14:46:07
Weather/Track Conditions: Bright / Dry
Circuit: Silverstone Grand Prix Wing
Track Length: 5.891 Km - 3.6605 miles
Printed: 22-07-2018 - 14:57

Silverstone Classic - 20 - 22 Jul 2018

FIA Masters Historic Formula One

Race 17 - Sector Analysis

22	Chris Atkinson (FIT)								Hesketh 308/1							
lap	Sect-1	Speed	Sect-2	Speed	Sect-3	Speed	Laptime	Pit	lap	Sect-1	Speed	Sect-2	Speed	Sect-3	Speed	Laptime	Pit
1		139.8	1:05.703	159.4	29.459	103.6	2:21.574		6	39.683	148.8	1:02.906	161.7	28.365	109.0	2:10.954	
2	39.966	146.2	1:04.193	154.3	29.317	102.2	2:13.476		7	39.386	150.8	1:03.350	162.1	28.258	103.0	2:10.994	
3	40.073	143.7	1:03.529	162.1	28.547	104.6	2:12.149		8	41.089	126.9	1:04.188	140.7	28.342	109.5	2:13.619	
4	39.434	150.5	1:03.399	161.3	28.303	101.6	2:11.136		9	39.636	138.9	1:02.856	157.9	28.601	104.1	2:11.093	
5	39.974	146.8	1:03.264	160.5	28.541	103.1	2:11.779		10	39.967	142.2	1:03.388	162.5	27.587	100.6	2:10.942	

24	Michael Lyons (FIT)								Hesketh 308E							
lap	Sect-1	Speed	Sect-2	Speed	Sect-3	Speed	Laptime	Pit	lap	Sect-1	Speed	Sect-2	Speed	Sect-3	Speed	Laptime	Pit
1		157.9	59.489	166.1	25.791	117.0	2:04.761		7	35.941	153.6	57.359	163.3	25.186	118.2	1:58.486	
2	36.331	159.4	58.396	164.1	25.823	118.8	2:00.550		8	36.577	134.8	59.218	141.0	25.619	118.4	2:01.414	
3	37.026	148.1	56.859	163.3	24.947	118.8	1:58.832		9	36.493	138.7	58.841	139.5	25.529	117.4	2:00.863	
4	36.040	151.8	57.196	162.1	25.146	116.5	1:58.382		10	36.368	136.7	58.594	140.4	25.599	118.0	2:00.561	
5	36.099	151.8	57.160	162.9	25.084	116.7	1:58.343		11	36.768	136.4	59.812	141.0	25.941	97.6	2:02.521	
6	36.195	151.1	57.154	162.5	25.148	117.8	1:58.497		12								

26	Matteo Ferrer-Aza (HEA)								Ligier JS11							
lap	Sect-1	Speed	Sect-2	Speed	Sect-3	Speed	Laptime	Pit	lap	Sect-1	Speed	Sect-2	Speed	Sect-3	Speed	Laptime	Pit
1		141.3	59.719	152.2	27.109	113.6	2:14.835		7	36.837	149.8	58.885	160.5	26.844	105.9	2:02.566	
2	37.839	143.4	57.779	153.9	25.901	114.9	2:01.519		8	37.028	148.1	58.810	156.8	25.928	116.5	2:01.766	
3	36.454	148.8	58.795	156.1	26.529	116.7	2:01.778		9	36.404	145.6	57.922	155.3	25.174	118.8	1:59.500	
4	36.902	148.8	58.025	162.5	26.193	114.2	2:01.120		10	36.577	147.8	57.968	157.5	25.565	119.4	2:00.110	
5	37.217	150.1	58.127	156.4	26.128	117.8	2:01.472		11	36.783	144.0	57.908	157.2	25.339	115.9	2:00.030	
6	36.382	145.9	57.963	156.1	25.594	114.4	1:59.939		12								

31	Steve Hartley (HEA)								Arrows A4							
lap	Sect-1	Speed	Sect-2	Speed	Sect-3	Speed	Laptime	Pit	lap	Sect-1	Speed	Sect-2	Speed	Sect-3	Speed	Laptime	Pit
1		144.6	59.816	157.2	26.706	110.4	2:09.439		7	36.763	148.5	59.537	159.0	26.041	114.2	2:02.341	
2	36.887	146.2	59.035	155.0	26.181	114.9	2:02.103		8	36.665	146.8	58.568	156.4	25.195	117.0	2:00.428	
3	36.509	145.6	58.842	154.6	25.670	115.3	2:01.021		9	36.566	148.8	58.212	157.2	25.883	112.3	2:00.661	
4	36.341	149.1	58.336	159.0	26.419	114.0	2:01.096		10	36.851	146.5	58.638	156.1	25.562	117.0	2:01.051	
5	36.939	150.8	59.460	157.9	26.296	109.5	2:02.695		11	37.604	142.2	59.287	154.6	26.296	113.4	2:03.187	
6	37.144	147.8	59.583	157.5	26.591	114.2	2:03.318		12								

32	Philip Hall (FIT)								Shadow DN5							
lap	Sect-1	Speed	Sect-2	Speed	Sect-3	Speed	Laptime	Pit	lap	Sect-1	Speed	Sect-2	Speed	Sect-3	Speed	Laptime	Pit
1		147.8	1:02.011	153.9	28.354	112.1	2:14.741		7	37.465	144.9	1:00.776	156.1	26.401	112.8	2:04.642	
2	38.187	147.8	1:01.651	152.9	26.980	107.6	2:06.818		8	37.861	145.9	1:00.513	156.4	26.310	111.0	2:04.684	
3	37.751	145.3	1:00.433	154.3	26.530	109.5	2:04.714		9	37.595	146.8	1:00.702	156.1	26.553	110.8	2:04.850	
4	37.293	147.5	1:00.713	153.9	26.672	111.7	2:04.678		10	37.750	145.9	59.911	156.1	26.380	113.6	2:04.041	
5	37.770	144.9	1:00.232	153.6	26.627	110.0	2:04.629		11	37.588	145.6	1:00.727	156.4	26.398	110.2	2:04.713	
6	37.706	143.1	1:00.221	155.3	26.524	112.3	2:04.451		12								

34	Henry Fletcher (FIT)								March 761							
lap	Sect-1	Speed	Sect-2	Speed	Sect-3	Speed	Laptime	Pit	lap	Sect-1	Speed	Sect-2	Speed	Sect-3	Speed	Laptime	Pit
1		145.3	59.802	157.5	26.003	114.9	2:02.823		7	37.233	150.1	59.352	160.5	26.089	116.1	2:02.674	
2	36.767	147.8	59.438	156.4	26.952	116.7	2:03.157		8	37.814	147.2	59.860	159.0	26.643	112.6	2:04.317	
3	37.066	149.5	59.439	159.4	26.468	111.9	2:02.973		9	36.961	149.5	59.483	158.3	26.667	114.2	2:03.111	
4	36.858	149.8	59.781	156.1	26.464	114.9	2:03.103		10	37.018	149.8	59.552	159.8	26.586	110.4	2:03.156	
5	37.063	148.5	59.678	158.3	26.421	114.9	2:03.162		11	37.264	149.1	59.441	159.4	25.942	113.0	2:02.647	
6	37.074	147.5	1:00.177	151.8	26.141	115.7	2:03.392		12								

37	Christophe D'Ansembourg (HEA)								Williams FW07C							
lap	Sect-1	Speed	Sect-2	Speed	Sect-3	Speed	Laptime	Pit	lap	Sect-1	Speed	Sect-2	Speed	Sect-3	Speed	Laptime	Pit
1		152.5	58.882	162.5	26.377	117.4	2:04.474		7	36.153	151.1	58.218	161.7	25.532	119.2	1:59.903	
2	36.537	152.5	59.463	163.3	26.582	111.3	2:02.582		8	36.280	151.1	58.439	160.9	25.607	115.7	2:00.326	
3	36.395	152.2	58.286	162.1	25.431	120.7	2:00.112		9	36.356	151.5	58.410	161.7	25.542	118.2	2:00.308	
4	36.075	150.1	58.627	160.5	25.460	120.1	2:00.162		10	36.792	150.1	58.257	161.3	26.388	109.5	2:01.437	
5	36.153	151.1	58.573	160.2	25.669	117.4	2:00.395		11	37.114	149.8	59.213	162.1	26.455	115.5	2:02.782	
6	36.373	149.5	58.643	160.2	25.455	118.6	2:00.471		12								

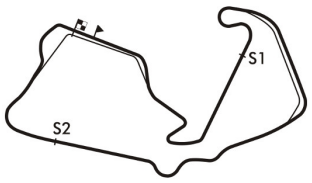

Session Start: 14:24:24 - Finish: 14:46:07
Weather/Track Conditions: Bright / Dry
Circuit: Silverstone Grand Prix Wing
Track Length: 5.891 Km - 3.6605 miles
Printed: 22-07-2018 - 14:57

Silverstone Classic - 20 - 22 Jul 2018

FIA Masters Historic Formula One

Race 17 - Sector Analysis

44 Martin Stretton (LAU) — Tyrrell 012

lap	Sect-1	Speed	Sect-2	Speed	Sect-3	Speed	Laptime	Pit
1		142.2	59.613	153.6	25.633	116.3	2:03.558	
2	37.036	141.0	59.453	157.5	26.260	115.3	2:02.749	
3	37.196	137.8	59.141	156.1	25.453	106.9	2:01.790	
4	36.039	146.5	58.397	155.0	25.276	118.2	1:59.712	
5	36.180	146.2	58.629	154.3	25.512	119.0	2:00.321	
6	36.287	144.6	58.835	154.3	25.378	116.1	2:00.500	
7	36.060	145.9	58.333	157.2	25.596	116.7	1:59.989	
8	36.077	147.8	58.515	156.1	25.819	118.8	2:00.411	
9	36.225	146.5	58.677	156.1	25.216	117.4	2:00.118	
10	36.762	145.6	58.337	156.8	25.483	117.6	2:00.582	
11	36.585	142.2	58.414	156.8	25.070	118.0	2:00.069	
12								

49 Neil Glover (HEA) — Arrows A5

lap	Sect-1	Speed	Sect-2	Speed	Sect-3	Speed	Laptime	Pit
1		148.1	1:00.610	156.4	26.371	113.6	2:11.103	
2	37.609	148.5	1:01.092	155.0	27.307	113.6	2:06.008	
3	37.629	147.2	1:00.012	156.8	26.364	109.5	2:04.005	
4	38.551	147.5	1:00.192	156.4	26.376	112.6	2:05.119	
5	38.260	145.9	1:00.806	155.7	26.389	113.4	2:05.455	
6	37.935	144.3	1:00.355	156.1	26.580	114.2	2:04.870	
7	38.670	144.6	1:00.524	156.8	26.304	114.9	2:05.498	
8	37.965	144.0	1:00.521	156.1	26.267	111.1	2:04.753	
9	38.529	143.7	1:03.347	145.9	In		2:09.871	P
10								

63 Georg Hallau (LAU) — Theodore N183

lap	Sect-1	Speed	Sect-2	Speed	Sect-3	Speed	Laptime	Pit
1		139.8	1:05.388	153.2	28.957	101.9	2:21.926	
2	40.711	141.0	1:04.271	152.2	28.493	109.2	2:13.475	
3	41.135	139.2	1:05.271	152.9	28.285	99.3	2:14.691	
4	39.514	142.5	1:03.964	152.9	28.470	101.9	2:11.948	
5	40.413	138.1	1:03.243	153.2	27.767	108.3	2:11.423	
6	39.242	142.2	1:02.641	154.3	27.896	104.7	2:09.779	
7	38.877	143.7	1:02.649	156.4	27.709	108.6	2:09.235	
8	40.481	138.9	1:04.275	153.6	27.646	105.1	2:12.402	
9	40.329	137.8	1:02.706	153.2	28.651	95.9	2:11.686	
10	41.142	126.6	1:03.701	154.3	27.706	111.3	2:12.549	

72 Mark Hazell (HEA) — Williams FW07B

lap	Sect-1	Speed	Sect-2	Speed	Sect-3	Speed	Laptime	Pit
1		145.9	1:01.313	156.8	26.491	94.5	2:09.054	
2	38.573	146.2	59.409	156.4	25.680	112.6	2:03.662	
3	37.165	146.5	59.830	157.2	26.055	109.0	2:03.050	
4	37.819	147.5	59.242	157.5	26.219	109.3	2:03.280	
5	39.189	145.6	59.814	156.8	25.934	109.0	2:04.937	
6	37.696	144.9	59.945	157.2	25.845	110.6	2:03.486	
7	37.199	147.5	59.827	157.5	25.697	111.0	2:02.723	
8	37.373	146.8	59.737	159.0	26.033	110.2	2:03.143	
9	37.574	146.8	1:00.703	157.5	25.775	113.0	2:04.052	
10	37.634	147.8	59.312	157.5	25.814	113.2	2:02.760	
11	37.674	146.2	1:00.227	158.3	25.772	113.0	2:03.673	
12								

75 Gregor Fisken (FIT) — Shadow DN5

lap	Sect-1	Speed	Sect-2	Speed	Sect-3	Speed	Laptime	Pit
1		147.2	1:00.819	157.2	26.552	113.6	2:10.583	
2	37.320	151.5	1:00.604	156.8	26.314	116.3	2:04.238	
3	37.049	149.8	59.482	157.5	26.557	115.9	2:03.088	
4	37.660	150.1	59.436	156.4	26.277	115.7	2:03.373	
5	37.642	146.5	1:00.306	157.5	26.180	114.4	2:04.128	
6	37.778	144.9	1:01.683	155.0	26.413	112.6	2:05.874	
7	37.951	144.3	1:00.440	159.0	26.470	112.6	2:04.861	
8	38.534	144.0	1:00.790	157.9	26.929	111.3	2:06.253	
9	37.689	144.6	1:02.039	156.4	26.323	113.4	2:06.051	
10	37.648	147.2	1:00.051	158.3	26.588	111.9	2:04.287	
11	37.858	145.6	1:01.356	157.5	26.726	112.8	2:05.940	
12								

92 Paul Tattersall (HEA) — Ensign N179

lap	Sect-1	Speed	Sect-2	Speed	Sect-3	Speed	Laptime	Pit
1		137.8	1:05.096	152.2	28.970	103.4	2:22.285	
2	40.704	141.3	1:04.323	151.1	28.649	106.4	2:13.676	
3	40.717	139.5	1:04.847	153.9	27.538	108.6	2:13.102	
4	39.664	135.0	1:04.315	149.8	28.530	108.1	2:12.509	
5	40.988	114.1	1:06.641	95.2	34.489	103.8	2:22.118	
6	40.637	138.7	1:04.220	151.8	28.011	109.0	2:12.868	
7	40.016	136.4	1:07.419	83.6	30.904	107.2	2:18.339	
8	41.228	109.8	1:08.875	118.6	29.131	107.1	2:19.234	
9	44.123	107.9	1:07.977	117.5	30.129	108.8	2:22.229	
10	40.803	119.0	1:06.904	128.1	29.139	108.8	2:16.846	

118 Matthew Wrigley (STE) — March 721G

lap	Sect-1	Speed	Sect-2	Speed	Sect-3	Speed	Laptime	Pit
1		148.8	1:00.674	161.3	26.616	111.3	2:09.984	
2	37.829	149.8	1:01.036	159.4	26.683	113.0	2:05.548	
3	37.142	151.5	1:00.292	160.5	26.397	113.8	2:03.831	
4	37.207	151.1	59.832	159.8	26.454	114.2	2:03.493	
5	37.297	150.8	1:00.254	160.9	26.667	110.6	2:04.218	
6	37.530	149.8	1:00.332	159.4	26.604	112.8	2:04.466	
7	37.953	149.8	1:01.077	161.3	26.448	112.3	2:05.478	
8	37.807	148.8	1:00.862	161.3	26.996	110.6	2:05.665	
9	37.901	149.1	1:00.452	160.2	26.218	112.6	2:04.571	
10	37.561	149.1	59.940	160.5	26.339	112.6	2:03.840	
11	37.436	149.1	1:00.257	160.5	26.506	111.5	2:04.199	
12								

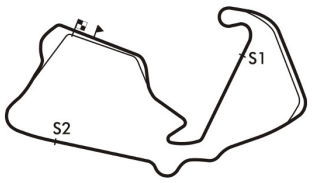

Session Start: 14:24:24 - Finish: 14:46:07
Weather/Track Conditions: Bright / Dry
Circuit: Silverstone Grand Prix Wing
Track Length: 5.891 Km - 3.6605 miles
Printed: 22-07-2018 - 14:58

Silverstone Classic - 20 - 22 Jul 2018

FIA Masters Historic Formula One

Race 17 - Sector Analysis

119	Chris Perkins (FIT)								Surtees TS16								
lap	Sect-1	Speed	Sect-2	Speed	Sect-3	Speed	Laptime	Pit	lap	Sect-1	Speed	Sect-2	Speed	Sect-3	Speed	Laptime	Pit
1		145.3	1:01.537	154.3	27.728	107.4	2:14.349		4	39.488	133.2	1:04.755	138.7	27.581	104.4	2:11.824	
2	38.385	140.4	1:02.556	144.6	27.435	105.1	2:08.376		5	45.730	132.4	1:04.250	140.1	27.764	101.1	2:17.744	
3	38.771	134.8	1:03.341	142.5	27.275	102.5	2:09.387		6	39.959	128.3	1:05.271	136.7	In		2:16.757	P

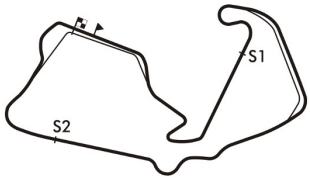

Session Start: 14:24:24 - Finish: 14:46:07
Weather/Track Conditions: Bright / Dry
Circuit: Silverstone Grand Prix Wing
Track Length: 5.891 Km - 3.6605 miles
Printed: 22-07-2018 - 14:58

Silverstone Classic - 20 - 22 Jul 2018

FIA Masters Historic Formula One

Race 17 - Best Sector Times

	SECTOR 1			SECTOR 2			SECTOR 3		
	NO	TIME	LAP	NO	TIME	LAP	NO	TIME	LAP
1	6	35.260	3	6	56.643	3	6	24.665	3
2	24	35.941	7	24	56.859	3	24	24.947	3
3	44	36.039	4	26	57.779	2	44	25.070	11
4	37	36.075	4	31	58.212	9	26	25.174	9
5	31	36.341	4	37	58.218	7	31	25.195	8
6	26	36.382	6	5	58.243	11	37	25.431	3
7	12	36.598	2	44	58.333	7	5	25.635	11
8	14	36.667	4	14	58.638	2	72	25.680	2
9	34	36.767	2	21	58.949	11	12	25.786	3
10	21	36.822	11	12	59.118	8	21	25.826	9
11	1	36.847	2	72	59.242	4	1	25.867	7
12	5	36.885	9	34	59.352	7	14	25.922	11
13	75	37.049	3	1	59.393	10	34	25.942	11
14	118	37.142	3	75	59.436	4	75	26.180	5
15	72	37.165	3	118	59.832	4	118	26.218	9
16	32	37.293	4	32	59.911	10	49	26.267	8
17	49	37.609	2	49	1:00.012	3	32	26.310	8
18	119	38.385	2	119	1:01.537	1	119	27.275	3
19	63	38.877	7	63	1:02.641	6	92	27.538	3
20	22	39.386	7	22	1:02.856	9	22	27.587	10
21	92	39.664	4	92	1:04.220	6	63	27.646	8
22	17	39.972	2	17	1:04.387	2	17	29.341	1

IDEAL / BEST LAP COMPARISON

NO	NAME	BEST	IN	IDEAL	DIFF
6	Nick Padmore	1:56.568	3	1:56.568	+0.000
24	Michael Lyons	1:58.343	5	1:57.747	+0.596
26	Matteo Ferrer-Aza	1:59.500	9	1:59.335	+0.165
44	Martin Stretton	1:59.712	4	1:59.442	+0.270
37	Christophe D'Ansen	1:59.903	7	1:59.724	+0.179
31	Steve Hartley	2:00.428	8	1:59.748	+0.680
5	Gregory Thornton	2:01.181	11	2:00.763	+0.418
14	Simon Fish	2:01.657	2	2:01.227	+0.430
21	Andrew Haddon	2:01.680	11	2:01.597	+0.083
12	Steve Boultbee Broc	2:01.786	2	2:01.502	+0.284
34	Henry Fletcher	2:02.647	11	2:02.061	+0.586
1	Max Smith-Hilliard	2:02.673	10	2:02.107	+0.566
72	Mark Hazell	2:02.723	7	2:02.087	+0.636
75	Gregor Fisken	2:03.088	3	2:02.665	+0.423
118	Matthew Wrigley	2:03.493	4	2:03.192	+0.301
49	Neil Glover	2:04.005	3	2:03.888	+0.117
32	Philip Hall	2:04.041	10	2:03.514	+0.527
119	Chris Perkins	2:08.376	2	2:07.197	+1.179
63	Georg Hallau	2:09.235	7	2:09.164	+0.071
22	Chris Atkinson	2:10.942	10	2:09.829	+1.113
92	Paul Tattersall	2:12.509	4	2:11.422	+1.087
17	Keith Frieser	2:13.708	2	2:13.700	+0.008

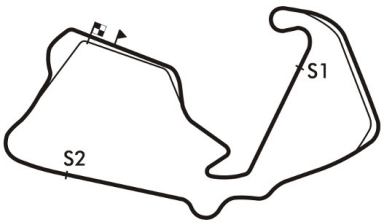

Session Start: 14:24:24 - Finish: 14:46:07
Weather/Track Conditions: Bright / Dry
Circuit: Silverstone Grand Prix Wing
Track Length: 5.891 Km - 3.6605 miles

Printed: 22-07-2018 - 14:58

Silverstone Classic - 20 - 22 Jul 2018

FIA Masters Historic Formula One

Race 17 - Best Sector Speeds

	NO	SECTOR 1	MPH	NO	SECTOR 2	MPH	NO	SECTOR 3	MPH
1	24	Michael Lyons	159.4	24	Michael Lyons	166.1	6	Nick Padmore	121.6
2	6	Nick Padmore	152.9	5	Gregory Thornton	165.7	37	Christophe D'Ansembourg	120.7
3	5	Gregory Thornton	152.5	37	Christophe D'Ansembourg	163.3	26	Matteo Ferrer-Aza	119.4
4	37	Christophe D'Ansembourg	152.5	1	Max Smith-Hilliard	162.9	44	Martin Stretton	119.0
5	21	Andrew Haddon	152.2	12	Steve Boultbee Brooks	162.9	24	Michael Lyons	118.8
6	1	Max Smith-Hilliard	151.8	14	Simon Fish	162.5	12	Steve Boultbee Brooks	118.6
7	14	Simon Fish	151.5	21	Andrew Haddon	162.5	31	Steve Hartley	117.0
8	75	Gregor Fisken	151.5	22	Chris Atkinson	162.5	34	Henry Fletcher	116.7
9	118	Matthew Wrigley	151.5	26	Matteo Ferrer-Aza	162.5	75	Gregor Fisken	116.3
10	22	Chris Atkinson	150.8	6	Nick Padmore	161.7	1	Max Smith-Hilliard	115.3
11	31	Steve Hartley	150.8	118	Matthew Wrigley	161.3	14	Simon Fish	115.3
12	26	Matteo Ferrer-Aza	150.1	34	Henry Fletcher	160.5	49	Neil Glover	114.9
13	34	Henry Fletcher	150.1	31	Steve Hartley	159.0	118	Matthew Wrigley	114.2
14	12	Steve Boultbee Brooks	149.1	72	Mark Hazell	159.0	21	Andrew Haddon	113.6
15	49	Neil Glover	148.5	75	Gregor Fisken	159.0	32	Philip Hall	113.6
16	32	Philip Hall	147.8	44	Martin Stretton	157.5	5	Gregory Thornton	113.2
17	44	Martin Stretton	147.8	49	Neil Glover	156.8	72	Mark Hazell	113.2
18	72	Mark Hazell	147.8	17	Keith Frieser	156.4	63	Georg Hallau	111.3
19	17	Keith Frieser	146.2	32	Philip Hall	156.4	22	Chris Atkinson	109.5
20	119	Chris Perkins	145.3	63	Georg Hallau	156.4	92	Paul Tattersall	109.0
21	63	Georg Hallau	143.7	119	Chris Perkins	154.3	119	Chris Perkins	107.4
22	92	Paul Tattersall	141.3	92	Paul Tattersall	153.9	17	Keith Frieser	99.3

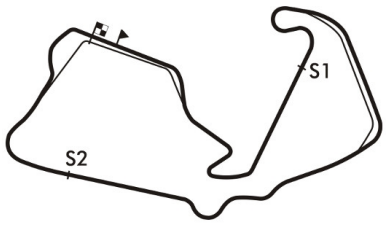

Session Start: 14:24:24 - Finish: 14:46:07
Weather/Track Conditions: Bright / Dry
Circuit: Silverstone Grand Prix Wing
Track Length: 5.891 Km - 3.6605 miles

Printed: 22-07-2018 - 14:58

Silverstone Classic - 20 - 22 Jul 2018

FIA Masters Historic Formula One

Race 17 - Lap Chart

Lap 1			Lap 2			Lap 3			Lap 4			Lap 5			Lap 6		
NO	Behind	Laptime	NO	Behind	Laptime	NO	Behind	Laptime	NO	Behind	Laptime	NO	Behind	Laptime	NO	Behind	Laptime
34		2:02.823	6		2:00.520	6		1:56.568	6		1:57.002	6		1:57.477	6		1:57.917
5	0.525	2:03.348	24	0.920	2:00.550	24	3.184	1:58.832	24	4.564	1:58.382	24	5.430	1:58.343	24	6.010	1:58.497
44	0.735	2:03.558	34	1.589	2:03.157	37	6.209	2:00.112	37	9.369	2:00.162	37	12.287	2:00.395	37	14.841	2:00.471
6	1.048	2:03.871	44	1.916	2:02.749	44	7.138	2:01.790	44	9.848	1:59.712	44	12.692	2:00.321	44	15.275	2:00.500
37	1.651	2:04.474	5	2.541	2:03.584	34	7.994	2:02.973	34	14.095	2:03.103	34	19.780	2:03.162	5	24.763	2:02.512
24	1.938	2:04.761	37	2.665	2:02.582	5	8.448	2:02.475	5	14.497	2:03.051	5	20.168	2:03.148	34	25.255	2:03.392
12	2.709	2:05.532	12	2.927	2:01.786	12	9.299	2:02.940	12	14.706	2:02.409	12	20.428	2:03.199	12	25.726	2:03.215
14	3.327	2:06.150	14	3.416	2:01.657	14	10.007	2:03.159	31	15.698	2:01.096	31	20.916	2:02.695	31	26.317	2:03.318
21	4.805	2:07.628	21	6.113	2:02.876	31	11.604	2:01.021	14	16.080	2:03.075	14	21.240	2:02.637	14	26.651	2:03.328
1	5.593	2:08.416	31	7.151	2:02.103	21	13.383	2:03.838	21	19.782	2:03.401	26	25.286	2:01.472	26	27.308	1:59.939
72	6.231	2:09.054	1	7.573	2:03.548	1	14.428	2:03.423	1	20.774	2:03.348	21	26.003	2:03.698	21	31.644	2:03.558
31	6.616	2:09.439	72	8.325	2:03.662	72	14.807	2:03.050	72	21.085	2:03.280	1	27.169	2:03.872	1	32.983	2:03.731
118	7.161	2:09.984	75	10.430	2:04.238	75	16.950	2:03.088	26	21.291	2:01.120	72	28.545	2:04.937	72	34.114	2:03.486
75	7.760	2:10.583	118	11.141	2:05.548	26	17.173	2:01.778	75	23.321	2:03.373	75	29.972	2:04.128	75	37.929	2:05.874
49	8.280	2:11.103	26	11.963	2:01.519	118	18.404	2:03.831	118	24.895	2:03.493	118	31.636	2:04.218	118	38.185	2:04.466
119	11.526	2:14.349	49	12.720	2:06.008	49	20.157	2:04.005	49	28.274	2:05.119	49	36.252	2:05.455	49	43.205	2:04.870
32	11.918	2:14.741	32	17.168	2:06.818	32	25.314	2:04.714	32	32.990	2:04.678	32	40.142	2:04.629	32	46.676	2:04.451
26	12.012	2:14.835	119	18.334	2:08.376	119	31.153	2:09.387	119	45.975	2:11.824	119	1:06.242	2:17.744	119	1:25.082	2:16.757
17	18.291	2:21.114	17	30.431	2:13.708	22	46.240	2:12.149	22	1:00.374	2:11.136	22	1:14.676	2:11.779	22	1:27.713	2:10.954
22	18.751	2:21.574	22	30.659	2:13.476	92	48.104	2:13.102	92	1:03.611	2:12.509	63	1:18.025	2:11.423	63	1:29.887	2:09.779
63	19.103	2:21.926	63	31.010	2:13.475	63	49.133	2:14.691	63	1:04.079	2:11.948	92	1:28.252	2:22.118	92	1:43.203	2:12.868
92	19.462	2:22.285	92	31.570	2:13.676	17	59.542	2:25.679									

Session Start: 14:24:24 - Finish: 14:46:07
Weather/Track Conditions: Bright / Dry
Circuit: Silverstone Grand Prix Wing
Track Length: 5.891 Km - 3.6605 miles
Printed: 22-07-2018 - 14:59

MST
Results: www.mstworld.com. Live Timing: https://livetiming.getraceresults.com/mst. Email: timing@mstworld.com

Silverstone Classic - 20 - 22 Jul 2018

FIA Masters Historic Formula One

Race 17 - Lap Chart

Lap 7			Lap 8			Lap 9			Lap 10			Lap 11		
NO	Behind	Laptime	NO	Behind	Laptime	NO	Behind	Laptime	NO	Behind	Laptime	NO	Behind	Laptime
6		1:57.932	6		1:58.538	6		1:58.547	6		1:59.047	6		1:57.444
24	6.564	1:58.486	92	1 LAP	2:18.339	24	11.756	2:00.863	63	1 LAP	2:11.686	24	18.347	2:02.521
37	16.812	1:59.903	24	9.440	2:01.414	37	20.361	2:00.308	22	1 LAP	2:11.093	22	1 LAP	2:10.942
44	17.332	1:59.989	37	18.600	2:00.326	44	20.776	2:00.118	24	13.270	2:00.561	63	1 LAP	2:12.549
5	28.410	2:01.579	44	19.205	2:00.411	92	1 LAP	2:19.234	44	22.311	2:00.582	44	24.936	2:00.069
34	29.997	2:02.674	5	31.599	2:01.727	31	34.730	2:00.661	37	22.751	2:01.437	37	28.089	2:02.782
31	30.726	2:02.341	31	32.616	2:00.428	5	35.402	2:02.350	31	36.734	2:01.051	26	39.772	2:00.030
14	31.842	2:03.123	26	35.170	2:01.766	26	36.123	1:59.500	26	37.186	2:00.110	31	42.477	2:03.187
26	31.942	2:02.566	34	35.776	2:04.317	14	39.996	2:02.353	5	39.469	2:03.114	5	43.206	2:01.181
12	32.498	2:04.704	14	36.190	2:02.886	34	40.340	2:03.111	14	44.185	2:03.236	14	48.531	2:01.790
21	36.509	2:02.797	12	36.434	2:02.474	12	40.798	2:02.911	34	44.449	2:03.156	34	49.652	2:02.647
1	38.532	2:03.481	21	40.033	2:02.062	21	43.424	2:01.938	12	44.663	2:02.912	12	49.916	2:02.697
72	38.905	2:02.723	1	43.182	2:03.188	1	48.722	2:04.087	21	48.212	2:03.835	21	52.448	2:01.680
75	44.858	2:04.861	72	43.510	2:03.143	72	49.015	2:04.052	92	1 LAP	2:22.229	72	58.957	2:03.673
118	45.731	2:05.478	75	52.573	2:06.253	118	58.882	2:04.571	1	52.348	2:02.673	92	1 LAP	2:16.846
49	50.771	2:05.498	118	52.858	2:05.665	75	1:00.077	2:06.051	72	52.728	2:02.760	118	1:10.430	2:04.199
32	53.386	2:04.642	49	56.986	2:04.753	32	1:05.835	2:04.850	118	1:03.675	2:03.840	75	1:13.813	2:05.940
22	1:40.775	2:10.994	32	59.532	2:04.684	49	1:08.310	2:09.871	75	1:05.317	2:04.287	32	1:18.098	2:04.713
63	1:41.190	2:09.235	63	1:55.054	2:12.402				32	1:10.829	2:04.041	1	1:24.570	2:29.666
			22	1:55.856	2:13.619									

Session Start: 14:24:24 - Finish: 14:46:07
Weather/Track Conditions: Bright / Dry
Circuit: Silverstone Grand Prix Wing
Track Length: 5.891 Km - 3.6605 miles
Printed: 22-07-2018 - 14:59

Silverstone Classic - 20 - 22 Jul 2018

FIA Masters Historic Formula One

Race 17 - Final Classification

Sheet No:

POS	NO	DRIVER/S	CLASS	CLASS POS	CAR MAKE / MODEL	TIME	LAPS	GAP	DIFF	MPH	BEST	ON
1	6	Nick Padmore	HEA	1	Williams FW07C	21:44.863	11	-- 11 laps		111.0	1:56.568	3
2	24	Michael Lyons	FIT	1	Hesketh 308E	22:03.210	11	18.347	18.347	109.5	1:58.343	5
3	44	Martin Stretton	LAU	1	Tyrrell 012	22:09.799	11	24.936	6.589	109.0	1:59.712	4
4	37	Christophe D'Ansembourg	HEA	2	Williams FW07C	22:12.952	11	28.089	3.153	108.7	1:59.903	7
5	26	Matteo Ferrer-Aza	HEA	3	Ligier JS11	22:24.635	11	39.772	11.683	107.8	1:59.500	9
6	31	Steve Hartley	HEA	4	Arrows A4	22:27.340	11	42.477	2.705	107.5	2:00.428	8
7	5	Gregory Thornton	FIT	2	March 761	22:28.069	11	43.206	0.729	107.5	2:01.181	11
8	14	Simon Fish	HEA	5	Ensign N180	22:33.394	11	48.531	5.325	107.1	2:01.657	2
9	34	Henry Fletcher	FIT	3	March 761	22:34.515	11	49.652	1.121	107.0	2:02.647	11
10	12	Steve Boultbee Brooks	HEA	6	Lotus 81	22:34.779	11	49.916	0.264	106.9	2:01.786	2
11	21	Andrew Haddon	FIT	4	Hesketh 308C	22:37.311	11	52.448	2.532	106.8	2:01.680	11
12	72	Mark Hazell	HEA	7	Williams FW07B	22:43.820	11	58.957	6.509	106.2	2:02.723	7
13	118	Matthew Wrigley	STE	1	March 721G	22:55.293	11	1:10.430	11.473	105.4	2:03.493	4
14	75	Gregor Fisken	FIT	5	Shadow DN5	22:58.676	11	1:13.813	3.383	105.1	2:03.088	3
15	32	Philip Hall	FIT	6	Shadow DN5	23:02.961	11	1:18.098	4.285	104.8	2:04.041	10
16	1	Max Smith-Hilliard	FIT	7	Fittipaldi F5A	23:09.433	11	1:24.570	6.472	104.3	2:02.673	10
17	22	Chris Atkinson	FIT	8	Hesketh 308/1	22:07.716	10	-- 10 laps	1:27.949	99.25	2:10.942	10
18	63	Georg Hallau	LAU	2	Theodore N183	22:09.114	10	1.398	1.398	99.15	2:09.235	7
19	92	Paul Tattersall	HEA	8	Ensign N179	22:53.206	10	45.490	44.092	95.96	2:12.509	4
20	49	Neil Glover	HEA	9	Arrows A5	18:56.682	9	-- 9 laps --		104.3	2:04.005	3
		---------- NOT CLASSIFIED ----------										
DNC	119	Chris Perkins	FIT		Surtees TS16	13:18.437	6	-- 6 laps --	41.877	99.02	2:08.376	2
DNC	17	Keith Frieser	FIT		Shadow DN1	7:00.501	3	-- 3 laps --	28.389	94.01	2:13.708	2

---------- FASTEST LAP SUMMARY ----------

NO	DRIVER/S	CLASS	CAR MAKE / MODEL	FASTEST LAP	ON	MPH
6	Nick Padmore	HEA	Williams FW07C	1:56.568	3	113.05
24	Michael Lyons	FIT	Hesketh 308E	1:58.343	5	111.35
44	Martin Stretton	LAU	Tyrrell 012	1:59.712	4	110.08
118	Matthew Wrigley	STE	March 721G	2:03.493	4	106.71

Session Start: 14:24:24 - Finish: 14:46:07
Weather/Track Conditions: Bright / Dry
Circuit: Silverstone Grand Prix Wing
Track Length: 5.891 Km - 3.6605 miles

Chief Steward: Marc Van Geel	Steward: Juha Liukkonen	Steward: Rod Parkin

Results Booklet

SilverstoneClassic

20/21/22 JULY 2018

Timing & Results by MST SYSTEMS Ltd.
www.mstworld.com

© MST SYSTEMS Ltd 2018
The Haysfield, Spring Lane North, Malvern WR14 1GF
t: +44 (0) 1684 560614 e: timing@mstworld.com

HSCC

SilverstoneClassic
20/21/22 JULY 2018

Silverstone Grand Prix Circuit

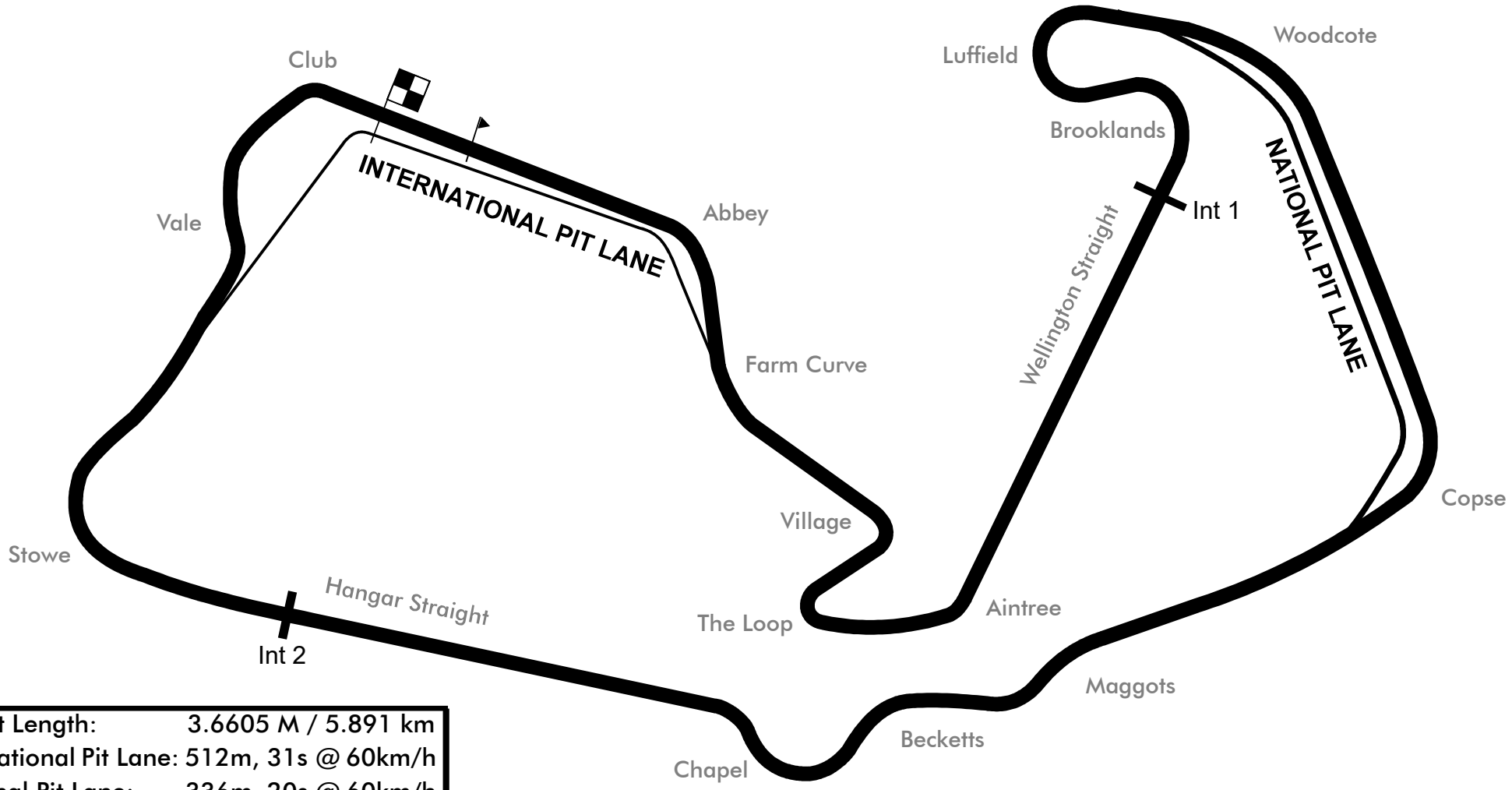

Circuit Length:	3.6605 M / 5.891 km
International Pit Lane:	512m, 31s @ 60km/h
National Pit Lane:	336m, 20s @ 60km/h
Intermediate 1:	1.757 km
Intermediate 2:	4.760 km
Start line offset:	132.3 m

MST

Silverstone Classic - 20 - 22 Jul 2018

HSCC Road Sports ('47 - '79)

Qualifying for Race 6 - Classification

Sheet No:

POS	NO	DRIVER/S	CLASS	CLASS POS	CAR MAKE / MODEL	TIME	ON	LAPS	GAP	DIFF	MPH
1	26	John Davison	C	1	Lotus Elan S1	2:31.275	2	4			87.11
2	111	Richard Plant	A	1	Morgan Plus 8	2:33.599	2	5	2.324	2.324	85.79
3	98	Kevin Kivlochan	A	2	Morgan Plus 8	2:36.281	3	6	5.006	2.682	84.32
4	71	Julian Barter	7C	1	Lotus Elan S4	2:36.661	4	6	5.386	0.380	84.12
5	119	Jonathan Edwards	A	3	Morgan Plus 8	2:37.440	3	6	6.165	0.779	83.70
6	24	Charles Barter	7B	1	Datsun 240Z	2:37.555	3	6	6.280	0.115	83.64
7	122	Jeremy Clark	7C	2	Lotus Elan S4	2:37.650	2	6	6.375	0.095	83.59
8	30	Tim Pearce	A	4	Morgan Plus 8	2:39.634	4	6	8.359	1.984	82.55
9	50	John Dickson	7I	1	Ferrari 308 GTB	2:39.786	5	5	8.511	0.152	82.47
10	19	Will Leverett	7C	3	Lotus Europa	2:41.074	3	5	9.799	1.288	81.81
11	130	John Williams	7B	2	Porsche 911SC	2:41.084	4	5	9.809	0.010	81.81
12	172	Russell Paterson	7A	1	Morgan Plus 8	2:41.108	4	6	9.833	0.024	81.79
13	46	Paul Tooms	C	2	Turner Mk3	2:41.747	3	5	10.472	0.639	81.47
14	16	Robert Rowe	C	3	Lotus Elan S3	2:41.752	3	5	10.477	0.005	81.47
15	42	David Karaskas	7B	3	TVR 3000M	2:42.022	4	5	10.747	0.270	81.33
16	110	Larry Tucker	A	5	Shelby Mustang GT350R	2:42.683	3	4	11.408	0.661	81.00
17	84	Ian Burford	C	4	Ginetta G4	2:42.952	2	5	11.677	0.269	80.87
18	72	Jim Dean	7C	4	Lotus Europa	2:43.624	2	6	12.349	0.672	80.54
19	20	Mark Leverett	7C	5	Lotus Elan	2:44.329	5	5	13.054	0.705	80.19
20	36	Daniel Pickett	7A	2	Morgan Plus 8	2:45.443	3	5	14.168	1.114	79.65
21	45	Barry Ashdown	C	5	Lotus Elan	2:45.546	3	5	14.271	0.103	79.60
22	177	Barry Davison	C	6	Lotus Elan S3	2:45.563	4	5	14.288	0.017	79.59
23	11	Howard Payne	7C	6	Lotus Europa	2:45.809	4	5	14.534	0.246	79.48
24	92	Brian Jarvis	7D	1	Porsche 924	2:46.900	3	5	15.625	1.091	78.96
25	37	Nic Strong	7B	4	Marcos 3000GT	2:48.198	2	5	16.923	1.298	78.35
26	70	Steve Skipworth	7C	7	Lotus Europa	2:48.752	3	5	17.477	0.554	78.09
27	61	Larry Kennedy	C	7	Lotus Elan S1	2:49.160	5	5	17.885	0.408	77.90
28	57	Colin Sharp	G	1	Triumph TR4	2:49.310	3	5	18.035	0.150	77.83
29	114	Jai Sharma	7B	5	Ferrari 308 GTB	2:49.723	3	5	18.448	0.413	77.64
30	65	Stephen Cooke	7C	8	Lotus Seven S4	2:49.768	5	5	18.493	0.045	77.62
31	35	Robert Gate	7A	3	Jaguar E-type	2:49.935	2	5	18.660	0.167	77.55
32	14	Chris Holland	7C	9	Lotus Seven S4	2:51.134	3	5	19.859	1.199	77.00
33	38	James Owen	B	1	Triumph TR5	2:51.574	3	5	20.299	0.440	76.81
34	8	Mark Godfrey	C	8	Ginetta G4	2:51.921	5	5	20.646	0.347	76.65
35	31	Mark Bennett	7B	6	Renault Alpine A310	2:52.413	3	5	21.138	0.492	76.43
36	12	Johan Denekamp	HRB	1	TVR Tuscan	2:52.523	3	5	21.248	0.110	76.38
37	74	Mike Neumann	7D	2	Alfa Romeo 2000 GTV	2:52.645	2	4	21.370	0.122	76.33
38	4	Bruce Stapleton	A	6	Morgan Plus 8	2:52.923	3	5	21.648	0.278	76.21
39	15	Mike Eagles	B	2	Milano GT Mk1	2:53.186	3	5	21.911	0.263	76.09
40	80	John Shaw	D	1	Porsche 911	2:53.721	3	5	22.446	0.535	75.86

Car 74 requires a working transponder - Regulation Q.12.2.1 refers.
A 30 second penalty will be applied if not working in the race.

Session Start: 18:10:31 - Finish: 18:24:47
Weather/Track Conditions: Cloud / Dry
Circuit: Silverstone Grand Prix Wing
Track Length: 5.891 Km - 3.6605 miles

These results are provisional until the conclusion of any judicial and technical matters.

Clerk of the Course:	Timekeeper:	Issued at:
Julian Floyd	Nick Palmer	

Silverstone Classic - 20 - 22 Jul 2018

HSCC Road Sports ('47 - '79)

Qualifying for Race 6 - Classification

Sheet No:

POS	NO	DRIVER/S	CLASS	CLASS POS	CAR MAKE / MODEL	TIME	ON	LAPS	GAP	DIFF	MPH
41	55	Stephen Bellerby	7B	7	TVR 3000M	2:53.880	2	5	22.605	0.159	75.79
42	53	Adrian Gilbert	C	9	Lotus Elan S3	2:54.550	2	5	23.275	0.670	75.50
43	1	Dick Coffey	E	1	Turner Mk1	2:54.805	3	5	23.530	0.255	75.39
44	137	Mervyn Selwyn	C	10	Lotus Elan S3	2:54.923	3	5	23.648	0.118	75.33
45	78	Mark Dudley	7D	3	Alfa Romeo Alfetta GTV	2:55.400	3	3	24.125	0.477	75.13
46	142	Laurie Tucker	E	2	MG Ashley GT	2:55.622	3	5	24.347	0.222	75.04
47	44	Ken Rorrison	7D	4	Alfa Romeo 2000 GTV	2:55.862	3	5	24.587	0.240	74.93
48	100	Drew Nicholson	7D	5	Alfa Romeo GTV / GT Junior	2:55.984	3	5	24.709	0.122	74.88
49	7	David Tomkinson	7E	1	Triumph Spitfire	2:56.035	3	5	24.760	0.051	74.86
50	242	Michael Birch	G	2	Lotus Elite	2:56.063	5	5	24.788	0.028	74.85
51	155	Nick Savage	A	7	Chevrolet Camaro	2:56.105	3	5	24.830	0.042	74.83
52	154	Philip St Clair Tisdall	A	8	Morgan Plus 8	2:56.618	3	5	25.343	0.513	74.61
53	10	Nigel Ashley	7C	10	Lotus Europa	2:56.630	2	5	25.355	0.012	74.61
54	21	Will Morton	7D	6	Porsche 924	2:57.844	2	5	26.569	1.214	74.10
55	91	Richard Owen	F	1	Triumph TR2	2:58.065	2	5	26.790	0.221	74.01
56	76	David Erwin	7D	7	Alfa Romeo 2000 GTV	3:03.044	2	2	31.769	4.979	71.99
57	17	Teifion Salisbury	C	11	Lotus Seven S2	3:05.605	4	5	34.330	2.561	71.00
58	54	Steven Camplin	7D	8	Lancia Monte Carlo	3:13.232	3	3	41.957	7.627	68.20
59	22	Tony Davis	E	3	Austin Healey Sprite	3:23.412	2	2	52.137	10.180	64.78

Car 74 requires a working transponder - Regulation Q.12.2.1 refers.
A 30 second penalty will be applied if not working in the race.

Session Start: 18:10:31 - Finish: 18:24:47
Weather/Track Conditions: Cloud / Dry
Circuit: Silverstone Grand Prix Wing
Track Length: 5.891 Km - 3.6605 miles

These results are provisional until the conclusion of any judicial and technical matters.

Clerk of the Course:	Timekeeper:	Issued at:
Julian Floyd	Nick Palmer	

Silverstone Classic - 20 - 22 Jul 2018

HSCC Road Sports ('47 - '79)

Qualifying for Race 6 - Sector Analysis

1 Dick Coffey (E) — Turner Mk1

lap	Sect-1	Speed	Sect-2	Speed	Sect-3	Speed	Laptime	Pit	lap	Sect-1	Speed	Sect-2	Speed	Sect-3	Speed	Laptime	Pit
1	Out	90.8	1:26.662	105.4	36.678	71.9	2:53.790		4	53.785	91.7	1:28.412	106.9	35.610	79.7	2:57.807	
2	55.068	98.0	1:27.119	104.7	36.272	76.8	2:58.459		5	52.742	99.0	1:32.323	106.0	36.315	77.2	3:01.380	
3	54.395	97.7	1:24.836	105.0	35.574	77.3	2:54.805		6								

4 Bruce Stapleton (A) — Morgan Plus 8

lap	Sect-1	Speed	Sect-2	Speed	Sect-3	Speed	Laptime	Pit	lap	Sect-1	Speed	Sect-2	Speed	Sect-3	Speed	Laptime	Pit
1	Out	90.4	1:25.460	116.9	38.311	72.0	2:54.791		4	54.057	97.0	1:23.136	120.3	35.890	82.9	2:53.083	
2	54.369	93.7	1:24.570	117.3	36.844	81.0	2:55.783		5	51.799	103.6	1:25.400	117.7	36.637	82.4	2:53.836	
3	53.188	104.7	1:22.351	103.1	37.384	75.4	2:52.923		6								

7 David Tomkinson (7E) — Triumph Spitfire

lap	Sect-1	Speed	Sect-2	Speed	Sect-3	Speed	Laptime	Pit	lap	Sect-1	Speed	Sect-2	Speed	Sect-3	Speed	Laptime	Pit
1	Out	94.5	1:27.620	102.1	36.892	77.3	2:57.335		4	54.205	84.1	1:29.601	100.8	36.099	76.5	2:59.905	
2	54.199	92.9	1:26.353	100.8	36.204	77.3	2:56.756		5	53.885	94.7	1:30.224	100.0	37.067	77.3	3:01.176	
3	54.390	93.2	1:25.822	101.8	35.823	78.1	2:56.035		6								

8 Mark Godfrey (C) — Ginetta G4

lap	Sect-1	Speed	Sect-2	Speed	Sect-3	Speed	Laptime	Pit	lap	Sect-1	Speed	Sect-2	Speed	Sect-3	Speed	Laptime	Pit
1	Out	85.1	1:28.910	103.1	38.036	75.0	2:57.518		4	51.193	92.6	1:26.731	115.5	35.589	84.3	2:53.513	
2	53.795	89.2	1:25.401	105.2	37.263	72.7	2:56.459		5	51.036	105.7	1:26.556	113.2	34.329	87.2	2:51.921	
3	53.386	95.1	1:23.656	96.7	36.907	84.9	2:53.949		6								

10 Nigel Ashley (7C) — Lotus Europa

lap	Sect-1	Speed	Sect-2	Speed	Sect-3	Speed	Laptime	Pit	lap	Sect-1	Speed	Sect-2	Speed	Sect-3	Speed	Laptime	Pit
1	Out	82.3	1:30.117	106.9	38.122	76.5	3:05.467		4	54.422	83.1	1:28.653	112.2	38.089	77.3	3:01.164	
2	53.643	98.1	1:25.213	111.5	37.774	71.5	2:56.630		5	54.382	88.8	1:35.639	106.9	40.751	71.6	3:10.772	
3	56.029	102.8	1:24.610	113.9	37.051	76.4	2:57.690		6								

11 Howard Payne (7C) — Lotus Europa

lap	Sect-1	Speed	Sect-2	Speed	Sect-3	Speed	Laptime	Pit	lap	Sect-1	Speed	Sect-2	Speed	Sect-3	Speed	Laptime	Pit
1	Out	83.9	1:26.432	113.7	35.813	81.9	2:54.645		4	50.150	108.1	1:21.551	113.6	34.108	86.1	2:45.809	
2	51.739	104.9	1:22.026	113.7	34.486	83.2	2:48.251		5	50.941	94.7	1:21.098	118.1	33.980	87.1	2:46.019	
3	51.456	107.2	1:21.878	114.1	33.680	86.5	2:47.014		6								

12 Johan Denekamp (HRB) — TVR Tuscan

lap	Sect-1	Speed	Sect-2	Speed	Sect-3	Speed	Laptime	Pit	lap	Sect-1	Speed	Sect-2	Speed	Sect-3	Speed	Laptime	Pit
1	Out	98.5	1:38.643	102.1	38.693	75.1	3:08.405		4	53.498	96.3	1:26.072	110.6	36.427	77.1	2:55.997	
2	54.907	93.2	1:24.991	107.4	36.379	76.2	2:56.277		5	54.328	86.5	1:25.714	113.0	36.048	75.8	2:56.090	
3	52.737	97.5	1:23.568	110.2	36.218	76.5	2:52.523		6								

14 Chris Holland (7C) — Lotus Seven S4

lap	Sect-1	Speed	Sect-2	Speed	Sect-3	Speed	Laptime	Pit	lap	Sect-1	Speed	Sect-2	Speed	Sect-3	Speed	Laptime	Pit
1	Out	89.0	1:28.890	109.8	36.828	79.4	2:57.299		4	53.387	80.3	1:28.260	112.8	35.688	85.0	2:57.335	
2	52.729	102.8	1:25.725	108.9	36.482	84.7	2:54.936		5	52.788	99.6	1:31.125	110.0	36.340	83.2	3:00.253	
3	52.247	102.9	1:23.727	111.1	35.160	82.5	2:51.134		6								

15 Mike Eagles (B) — Milano GT Mk1

lap	Sect-1	Speed	Sect-2	Speed	Sect-3	Speed	Laptime	Pit	lap	Sect-1	Speed	Sect-2	Speed	Sect-3	Speed	Laptime	Pit
1	Out	95.6	1:28.088	113.6	38.068	79.5	2:57.621		4	55.299	97.8	1:28.761	113.0	37.869	76.5	3:01.929	
2	53.077	108.9	1:25.532	115.3	36.885	80.2	2:55.494		5	56.667	95.1	1:53.542	113.7	38.005	76.0	3:28.214	
3	52.592	107.2	1:23.741	118.6	36.853	74.7	2:53.186		6								

16 Robert Rowe (C) — Lotus Elan S3

lap	Sect-1	Speed	Sect-2	Speed	Sect-3	Speed	Laptime	Pit	lap	Sect-1	Speed	Sect-2	Speed	Sect-3	Speed	Laptime	Pit
1	Out	91.3	1:23.054	119.0	36.671	82.0	2:47.046		4	48.507	110.0	1:20.451	113.9	36.298	84.8	2:45.256	
2	52.395	104.0	1:23.055	116.9	34.397	82.4	2:49.847		5	51.800	102.6	1:23.054	120.1	33.531	85.7	2:48.385	
3	48.819	110.9	1:18.923	118.4	34.010	82.3	2:41.752		6								

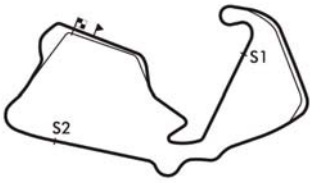

Session Start: 18:10:31 - Finish: 18:24:47
Weather/Track Conditions: Cloud / Dry
Circuit: Silverstone Grand Prix Wing
Track Length: 5.891 Km - 3.6605 miles
Printed: 20-07-2018 - 18:35

MST
Results: www.mstworld.com. Live Timing: https://livetiming.getraceresults.com/mst. Email: timing@mstworld.com

Silverstone Classic - 20 - 22 Jul 2018

HSCC Road Sports ('47 - '79)

Qualifying for Race 6 - Sector Analysis

17 Teifion Salisbury (C) — Lotus Seven S2

lap	Sect-1	Speed	Sect-2	Speed	Sect-3	Speed	Laptime	Pit
1	Out	88.4	1:32.891	100.9	39.312	73.6	3:02.501	
2	55.888	94.5	1:32.133	102.5	37.979	77.2	3:06.000	
3	56.861	91.1	1:31.253	102.6	38.733	77.9	3:06.847	
4	55.710	80.0	1:32.300	103.2	37.595	76.3	3:05.605	
5	56.585	81.4	1:38.749	94.7	42.394	66.6	3:17.728	
6								

19 Will Leverett (7C) — Lotus Europa

lap	Sect-1	Speed	Sect-2	Speed	Sect-3	Speed	Laptime	Pit
1	Out	107.2	1:22.855	116.9	33.980	87.0	2:43.199	
2	49.767	106.9	1:20.995	118.8	33.703	83.0	2:44.465	
3	49.038	113.6	1:18.788	120.3	33.248	86.8	2:41.074	
4	49.495	107.2	1:20.055	117.7	32.670	89.4	2:42.220	
5	48.662	108.9	1:20.212	119.2	33.259	87.1	2:42.133	
6								

20 Mark Leverett (7C) — Lotus Elan

lap	Sect-1	Speed	Sect-2	Speed	Sect-3	Speed	Laptime	Pit
1	Out	92.2	1:25.877	111.3	41.350	82.6	2:57.375	
2	53.180	102.9	1:20.591	116.9	35.376	79.5	2:49.147	
3	50.957	104.5	1:19.758	116.9	34.892	84.1	2:45.607	
4	50.606	109.8	1:21.312	119.2	34.816	85.4	2:46.734	
5	50.379	102.0	1:19.468	120.3	34.482	84.0	2:44.329	
6								

21 Will Morton (7D) — Porsche 924

lap	Sect-1	Speed	Sect-2	Speed	Sect-3	Speed	Laptime	Pit
1	Out	80.4	1:29.422	103.6	38.133	74.5	2:58.740	
2	54.853	95.2	1:25.762	103.6	37.229	73.3	2:57.844	
3	54.174	96.4	1:25.469	104.0	38.202	74.8	2:57.845	
4	57.289	94.9	1:27.239	104.7	37.149	74.2	3:01.677	
5	55.640	93.7	1:34.495	104.4	36.596	77.7	3:06.731	
6								

22 Tony Davis (E) — Austin Healey Sprite

lap	Sect-1	Speed	Sect-2	Speed	Sect-3	Speed	Laptime	Pit
1	Out	87.3	1:31.889	95.1	39.399	67.8	3:04.257	
2	1:01.667	77.0	1:39.806	79.4	41.939	62.0	3:23.412	

24 Charles Barter (7B) — Datsun 240Z

lap	Sect-1	Speed	Sect-2	Speed	Sect-3	Speed	Laptime	Pit
1	Out	108.8	1:18.846	119.6	33.548	87.3	2:39.094	
2	48.858	110.9	1:16.653	123.6	32.991	83.3	2:38.502	
3	48.927	112.2	1:15.849	122.5	32.779	86.2	2:37.555	
4	48.824	110.0	1:16.627	120.3	32.652	88.3	2:38.103	
5	48.213	111.8	1:18.713	119.4	32.875	86.1	2:39.801	
6	49.600	110.7	1:21.928	99.9	In		2:50.735	P

26 John Davison (C) — Lotus Elan S1

lap	Sect-1	Speed	Sect-2	Speed	Sect-3	Speed	Laptime	Pit
1	Out	92.3	1:17.612	122.2	31.127	93.5	2:32.276	
2	45.736	117.9	1:14.534	123.8	31.005	93.0	2:31.275	
3	47.114	99.3	1:22.818	84.7	37.409	92.5	2:47.341	
4	46.042	116.3	1:19.225	109.3	In		2:38.403	P

30 Tim Pearce (A) — Morgan Plus 8

lap	Sect-1	Speed	Sect-2	Speed	Sect-3	Speed	Laptime	Pit
1	Out	105.5	1:20.091	119.6	34.802	88.1	2:42.393	
2	48.710	107.7	1:17.987	124.7	34.440	80.5	2:41.137	
3	50.730	108.6	1:18.175	124.7	33.447	85.0	2:42.352	
4	49.692	113.2	1:16.443	124.0	33.499	84.9	2:39.634	
5	48.120	103.1	1:24.000	122.7	33.057	85.3	2:45.177	
6	48.587	106.0	1:26.243	119.2	34.880	82.3	2:49.710	

31 Mark Bennett (7B) — Renault Alpine A310

lap	Sect-1	Speed	Sect-2	Speed	Sect-3	Speed	Laptime	Pit
1	Out	99.3	1:25.036	111.1	36.097	82.7	2:48.800	
2	53.108	93.6	1:24.220	109.3	37.131	75.9	2:54.459	
3	52.173	99.6	1:22.754	109.8	37.486	81.9	2:52.413	
4	51.694	81.6	1:27.862	114.1	36.116	80.9	2:55.672	
5	53.517	96.6	1:28.863	110.9	37.288	76.8	2:59.668	
6								

35 Robert Gate (7A) — Jaguar E-type

lap	Sect-1	Speed	Sect-2	Speed	Sect-3	Speed	Laptime	Pit
1	Out	99.6	1:25.114	114.1	37.572	81.8	2:50.334	
2	50.644	106.0	1:22.043	119.2	37.248	82.1	2:49.935	
3	52.125	103.1	1:22.877	123.1	35.234	85.7	2:50.236	
4	49.554	108.2	1:28.963	126.9	35.018	85.7	2:53.535	
5	50.209	98.4	1:29.805	115.5	36.953	81.6	2:56.967	
6								

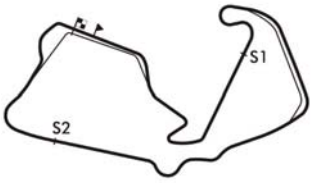

Session Start: 18:10:31 - Finish: 18:24:47
Weather/Track Conditions: Cloud / Dry
Circuit: Silverstone Grand Prix Wing
Track Length: 5.891 Km - 3.6605 miles
Printed: 20-07-2018 - 18:35

MST
Results: www.mstworld.com. Live Timing: https://livetiming.getraceresults.com/mst. Email: timing@mstworld.com

Silverstone Classic - 20 - 22 Jul 2018

HSCC Road Sports ('47 - '79)

Qualifying for Race 6 - Sector Analysis

36 Daniel Pickett (7A) — Morgan Plus 8

lap	Sect-1	Speed	Sect-2	Speed	Sect-3	Speed	Laptime	Pit	lap	Sect-1	Speed	Sect-2	Speed	Sect-3	Speed	Laptime	Pit
1	Out	109.8	1:21.303	115.7	35.892	88.0	2:43.603		4	50.818	109.1	1:20.586	117.3	34.653	88.0	2:46.057	
2	50.499	104.5	1:21.110	119.4	35.801	88.1	2:47.410		5	50.401	86.4	1:26.116	117.3	35.833	85.4	2:52.350	
3	50.125	107.5	1:20.582	118.6	34.736	88.0	2:45.443		6								

37 Nic Strong (7B) — Marcos 3000GT

lap	Sect-1	Speed	Sect-2	Speed	Sect-3	Speed	Laptime	Pit	lap	Sect-1	Speed	Sect-2	Speed	Sect-3	Speed	Laptime	Pit
1	Out	95.5	1:23.721	111.3	37.836	82.8	2:51.570		4	53.249	74.4	1:27.885	121.6	35.592	84.2	2:56.726	
2	50.871	106.4	1:21.083	116.9	36.244	82.7	2:48.198		5	50.430	108.4	1:24.645	109.8	35.730	88.3	2:50.805	
3	50.805	102.1	1:22.558	115.3	35.038	87.5	2:48.401		6								

38 James Owen (B) — Triumph TR5

lap	Sect-1	Speed	Sect-2	Speed	Sect-3	Speed	Laptime	Pit	lap	Sect-1	Speed	Sect-2	Speed	Sect-3	Speed	Laptime	Pit
1	Out	94.3	1:28.919	103.7	37.680	80.4	2:58.539		4	53.558	95.1	1:25.119	108.6	35.150	81.7	2:53.827	
2	53.350	102.8	1:23.857	109.1	36.874	77.2	2:54.081		5	52.469	99.7	1:28.162	108.6	35.695	81.9	2:56.326	
3	52.680	101.7	1:23.097	109.1	35.797	83.1	2:51.574		6								

42 David Karaskas (7B) — TVR 3000M

lap	Sect-1	Speed	Sect-2	Speed	Sect-3	Speed	Laptime	Pit	lap	Sect-1	Speed	Sect-2	Speed	Sect-3	Speed	Laptime	Pit
1	Out	110.4	1:20.599	125.7	34.054	85.5	2:40.821		4	48.632	108.6	1:19.290	125.4	34.100	84.9	2:42.022	
2	48.902	109.1	1:19.367	124.5	34.642	86.8	2:42.911		5	52.670	75.6	1:53.539	77.6	In		3:31.068	P
3	49.460	110.7	1:20.414	126.1	33.923	87.5	2:43.797		6								

44 Ken Rorrison (7D) — Alfa Romeo 2000 GTV

lap	Sect-1	Speed	Sect-2	Speed	Sect-3	Speed	Laptime	Pit	lap	Sect-1	Speed	Sect-2	Speed	Sect-3	Speed	Laptime	Pit
1	Out	90.8	1:30.985	102.6	38.401	72.7	3:01.205		4	53.734	93.3	1:26.851	105.2	36.707	76.5	2:57.292	
2	55.054	98.0	1:25.854	104.5	36.446	76.0	2:57.354		5	55.474	92.9	1:32.503	103.4	36.135	75.7	3:04.112	
3	53.559	98.8	1:26.123	104.0	36.180	76.0	2:55.862		6								

45 Barry Ashdown (C) — Lotus Elan

lap	Sect-1	Speed	Sect-2	Speed	Sect-3	Speed	Laptime	Pit	lap	Sect-1	Speed	Sect-2	Speed	Sect-3	Speed	Laptime	Pit
1	Out	78.2	1:25.478	110.2	37.328	74.6	2:54.846		4	49.985	107.7	1:22.453	117.1	36.257	81.1	2:48.695	
2	52.030	98.1	1:20.825	124.3	35.281	79.8	2:48.136		5	51.659	82.6	1:23.073	119.8	34.930	86.7	2:49.662	
3	50.680	102.0	1:20.113	117.7	34.753	85.5	2:45.546		6								

46 Paul Tooms (C) — Turner Mk3

lap	Sect-1	Speed	Sect-2	Speed	Sect-3	Speed	Laptime	Pit	lap	Sect-1	Speed	Sect-2	Speed	Sect-3	Speed	Laptime	Pit
1	Out	92.2	1:25.693	118.6	36.251	80.3	2:53.511		4	49.873	107.9	1:19.136	116.3	34.109	86.3	2:43.118	
2	52.343	108.9	1:20.617	118.1	33.747	84.8	2:46.707		5	50.065	95.9	1:21.753	120.5	33.100	87.5	2:44.918	
3	50.198	107.5	1:17.837	118.1	33.712	86.0	2:41.747		6								

50 John Dickson (7I) — Ferrari 308 GTB

lap	Sect-1	Speed	Sect-2	Speed	Sect-3	Speed	Laptime	Pit	lap	Sect-1	Speed	Sect-2	Speed	Sect-3	Speed	Laptime	Pit
1	Out	91.4	1:21.946	120.9	34.906	86.8	2:48.260		4	48.959	115.9	1:18.025	126.6	33.554	90.2	2:40.538	
2	49.296	112.4	1:19.022	128.6	33.066	89.6	2:41.384		5	48.396	107.4	1:18.303	130.6	33.087	90.8	2:39.786	
3	47.876	118.1	1:18.422	126.6	35.976	84.4	2:42.274		6								

53 Adrian Gilbert (C) — Lotus Elan S3

lap	Sect-1	Speed	Sect-2	Speed	Sect-3	Speed	Laptime	Pit	lap	Sect-1	Speed	Sect-2	Speed	Sect-3	Speed	Laptime	Pit
1	Out	93.5	1:27.543	106.4	38.066	78.0	2:55.574		4	53.948	84.3	1:29.559	116.1	37.568	80.0	3:01.075	
2	52.751	103.2	1:24.765	108.9	37.034	80.9	2:54.550		5	54.660	102.6	1:27.077	117.5	36.712	80.7	2:58.449	
3	53.547	95.2	1:27.034	115.1	36.611	80.7	2:57.192		6								

54 Steven Camplin (7D) — Lancia Monte Carlo

lap	Sect-1	Speed	Sect-2	Speed	Sect-3	Speed	Laptime	Pit	lap	Sect-1	Speed	Sect-2	Speed	Sect-3	Speed	Laptime	Pit
1	Out	78.2	1:44.640	84.0	42.286	65.4	3:26.206		3	57.663	89.7	1:35.651	97.3	39.918	66.7	3:13.232	
2	1:02.073	87.2	1:33.807	97.5	39.323	67.1	3:15.203		4								

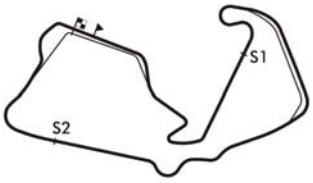

Session Start: 18:10:31 - Finish: 18:24:47
Weather/Track Conditions: Cloud / Dry
Circuit: Silverstone Grand Prix Wing
Track Length: 5.891 Km - 3.6605 miles
Printed: 20-07-2018 - 18:35

MST
Results: www.mstworld.com. Live Timing: https://livetiming.getraceresults.com/mst. Email: timing@mstworld.com

Silverstone Classic - 20 - 22 Jul 2018

HSCC Road Sports ('47 - '79)

Qualifying for Race 6 - Sector Analysis

55 Stephen Bellerby (7B) — TVR 3000M

lap	Sect-1	Speed	Sect-2	Speed	Sect-3	Speed	Laptime	Pit	lap	Sect-1	Speed	Sect-2	Speed	Sect-3	Speed	Laptime	Pit
1	Out	84.6	1:27.366	112.8	36.238	79.4	2:53.089		4	54.689	88.7	1:27.826	117.1	36.794	79.9	2:59.309	
2	53.163	99.4	1:24.217	116.5	36.500	79.6	2:53.880		5	53.986	85.6	1:29.951	100.3	38.304	79.2	3:02.241	
3	51.332	101.5	1:25.400	115.7	37.439	78.1	2:54.171		6								

57 Colin Sharp (G) — Triumph TR4

lap	Sect-1	Speed	Sect-2	Speed	Sect-3	Speed	Laptime	Pit	lap	Sect-1	Speed	Sect-2	Speed	Sect-3	Speed	Laptime	Pit
1	Out	99.9	1:26.556	112.0	37.635	71.1	2:55.782		4	53.552	92.1	1:25.340	114.7	34.751	81.3	2:53.643	
2	53.373	106.5	1:22.561	112.2	34.788	80.7	2:50.722		5	53.044	102.6	1:27.292	109.8	34.949	81.0	2:55.285	
3	51.515	104.0	1:21.871	115.3	35.924	78.7	2:49.310		6								

61 Larry Kennedy (C) — Lotus Elan S1

lap	Sect-1	Speed	Sect-2	Speed	Sect-3	Speed	Laptime	Pit	lap	Sect-1	Speed	Sect-2	Speed	Sect-3	Speed	Laptime	Pit
1	Out	90.1	1:22.601	116.9	38.401	78.5	2:52.133		4	50.522	105.5	1:23.933	109.1	36.157	80.4	2:50.612	
2	53.113	103.6	1:23.891	119.0	34.079	82.8	2:51.083		5	51.646	87.5	1:23.257	111.7	34.257	81.7	2:49.160	
3	49.290	110.6	1:18.708	120.3	41.372	72.6	2:49.370		6								

65 Stephen Cooke (7C) — Lotus Seven S4

lap	Sect-1	Speed	Sect-2	Speed	Sect-3	Speed	Laptime	Pit	lap	Sect-1	Speed	Sect-2	Speed	Sect-3	Speed	Laptime	Pit
1	Out	90.6	1:26.831	109.7	38.820	75.9	2:54.889		4	51.856	97.7	1:24.598	111.7	36.653	81.2	2:53.107	
2	52.715	102.0	1:23.861	112.8	37.171	81.0	2:53.747		5	51.628	83.8	1:22.486	117.1	35.654	80.9	2:49.768	
3	51.630	102.8	1:24.202	111.5	36.740	79.3	2:52.572		6								

70 Steve Skipworth (7C) — Lotus Europa

lap	Sect-1	Speed	Sect-2	Speed	Sect-3	Speed	Laptime	Pit	lap	Sect-1	Speed	Sect-2	Speed	Sect-3	Speed	Laptime	Pit
1	Out	77.0	1:28.519	114.3	37.051	77.5	2:59.891		4	52.305	97.7	1:22.837	114.1	36.164	84.1	2:51.306	
2	52.376	100.5	1:21.627	117.9	35.106	85.8	2:49.109		5	52.717	78.8	1:25.289	114.7	35.207	84.1	2:53.213	
3	51.126	102.8	1:22.243	115.3	35.383	87.0	2:48.752		6								

71 Julian Barter (7C) — Lotus Elan S4

lap	Sect-1	Speed	Sect-2	Speed	Sect-3	Speed	Laptime	Pit	lap	Sect-1	Speed	Sect-2	Speed	Sect-3	Speed	Laptime	Pit
1	Out	106.4	1:20.940	121.1	33.637	87.2	2:41.967		4	47.235	117.5	1:16.446	124.0	32.980	88.8	2:36.661	
2	48.255	113.9	1:17.752	128.3	34.344	88.9	2:40.351		5	47.673	106.7	1:17.506	125.0	32.717	89.0	2:37.896	
3	48.993	116.1	1:17.397	125.2	33.875	88.7	2:40.265		6	47.715	111.3	1:20.208	125.7	32.710	90.2	2:40.633	

72 Jim Dean (7C) — Lotus Europa

lap	Sect-1	Speed	Sect-2	Speed	Sect-3	Speed	Laptime	Pit	lap	Sect-1	Speed	Sect-2	Speed	Sect-3	Speed	Laptime	Pit
1	Out	106.9	1:20.613	120.5	34.086	87.5	2:40.734		4	50.844	103.1	1:19.951	119.8	35.078	89.2	2:45.873	
2	49.281	112.6	1:20.229	118.8	34.114	88.3	2:43.624		5	49.269	104.9	1:22.898	113.9	35.527	89.4	2:47.694	
3	49.780	111.7	1:19.891	120.5	34.761	87.9	2:44.432		6	50.478	105.0	1:24.806	120.3	34.852	88.9	2:50.136	

74 Mike Neumann (7D) — Alfa Romeo 2000 GTV

lap	Sect-1	Speed	Sect-2	Speed	Sect-3	Speed	Laptime	Pit	lap	Sect-1	Speed	Sect-2	Speed	Sect-3	Speed	Laptime	Pit
1							2:55.944		3							2:54.098	
2							2:52.645		4							3:00.889	

76 David Erwin (7D) — Alfa Romeo 2000 GTV

lap	Sect-1	Speed	Sect-2	Speed	Sect-3	Speed	Laptime	Pit	lap	Sect-1	Speed	Sect-2	Speed	Sect-3	Speed	Laptime	Pit
1	Out	89.7	1:33.167	99.7	39.874	69.7	3:06.028		2	57.476	94.4	1:28.269	100.8	37.299	73.3	3:03.044	

78 Mark Dudley (7D) — Alfa Romeo Alfetta GTV

lap	Sect-1	Speed	Sect-2	Speed	Sect-3	Speed	Laptime	Pit	lap	Sect-1	Speed	Sect-2	Speed	Sect-3	Speed	Laptime	Pit
1	Out	87.7	1:29.617	101.2	37.095	73.7	2:58.950		3	53.691	95.2	1:24.664	103.2	37.045	75.4	2:55.400	
2	54.351	96.7	1:26.411	104.0	36.756	77.9	2:57.518		4								

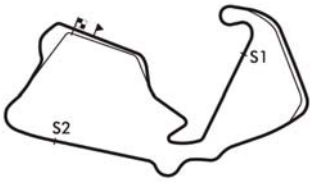

Session Start: 18:10:31 - Finish: 18:24:47
Weather/Track Conditions: Cloud / Dry
Circuit: Silverstone Grand Prix Wing
Track Length: 5.891 Km - 3.6605 miles
Printed: 20-07-2018 - 18:35

MST
Results: www.mstworld.com. Live Timing: https://livetiming.getraceresults.com/mst. Email: timing@mstworld.com

Silverstone Classic - 20 - 22 Jul 2018

HSCC Road Sports ('47 - '79)

Qualifying for Race 6 - Sector Analysis

80 John Shaw (D) — Porsche 911

lap	Sect-1	Speed	Sect-2	Speed	Sect-3	Speed	Laptime	Pit	lap	Sect-1	Speed	Sect-2	Speed	Sect-3	Speed	Laptime	Pit
1	Out	92.4	1:27.652	97.8	38.295	70.4	2:57.780		4	56.301	86.1	1:30.051	88.9	37.755	81.2	3:04.107	
2	54.658	87.8	1:28.111	115.3	34.735	81.2	2:57.504		5	52.092	102.6	1:29.390	117.1	35.477	79.4	2:56.959	
3	52.303	106.4	1:23.552	115.7	37.866	73.2	2:53.721		6								

84 Ian Burford (C) — Ginetta G4

lap	Sect-1	Speed	Sect-2	Speed	Sect-3	Speed	Laptime	Pit	lap	Sect-1	Speed	Sect-2	Speed	Sect-3	Speed	Laptime	Pit
1	Out	107.4	1:20.678	112.8	33.562	86.3	2:39.443		4	49.748	104.0	1:19.894	111.1	33.558	84.4	2:43.200	
2	49.478	108.8	1:19.157	113.9	34.317	84.2	2:42.952		5	49.964	92.4	1:19.952	112.8	34.042	79.3	2:43.958	
3	50.166	108.6	1:19.967	112.6	33.952	83.9	2:44.085		6								

91 Richard Owen (F) — Triumph TR2

lap	Sect-1	Speed	Sect-2	Speed	Sect-3	Speed	Laptime	Pit	lap	Sect-1	Speed	Sect-2	Speed	Sect-3	Speed	Laptime	Pit
1	Out	79.1	1:29.415	100.6	40.770	67.6	3:01.314		4	57.072		1:30.811	107.2	36.708	77.5	3:04.591	
2	56.306	96.3	1:25.424	107.2	36.335	73.5	2:58.065		5	54.141	94.8	1:28.827	109.5	37.140	75.8	3:00.108	
3	54.299	91.7	1:27.874	104.7	36.366	77.3	2:58.539		6								

92 Brian Jarvis (7D) — Porsche 924

lap	Sect-1	Speed	Sect-2	Speed	Sect-3	Speed	Laptime	Pit	lap	Sect-1	Speed	Sect-2	Speed	Sect-3	Speed	Laptime	Pit
1	Out	92.2	1:24.502	110.0	35.097	79.3	2:50.906		4	51.893	102.9	1:23.211	109.7	35.967	74.7	2:51.071	
2	52.849	101.4	1:21.776	111.5	35.353	80.5	2:49.978		5	53.093	99.3	1:25.490	110.9	34.826	81.6	2:53.409	
3	52.167	103.1	1:20.645	110.7	34.088	81.6	2:46.900		6								

98 Kevin Kivlochan (A) — Morgan Plus 8

lap	Sect-1	Speed	Sect-2	Speed	Sect-3	Speed	Laptime	Pit	lap	Sect-1	Speed	Sect-2	Speed	Sect-3	Speed	Laptime	Pit
1	Out	103.2	1:19.119	123.8	34.022	86.7	2:37.220		4	47.243	114.3	1:16.550	122.9	33.032	86.4	2:36.825	
2	48.870	109.5	1:16.712	123.6	32.369	90.0	2:37.951		5	47.057	113.0	1:20.449	121.4	34.835	81.0	2:42.341	
3	47.226	111.5	1:16.060	123.6	32.995	89.0	2:36.281		6	48.748	87.3	1:27.694	96.4	In		2:58.383	P

100 Drew Nicholson (7D) — Alfa Romeo GTV / GT Junior

lap	Sect-1	Speed	Sect-2	Speed	Sect-3	Speed	Laptime	Pit	lap	Sect-1	Speed	Sect-2	Speed	Sect-3	Speed	Laptime	Pit
1	Out	84.0	1:30.480	97.7	38.967	74.8	3:01.136		4	54.347	91.6	1:27.438	99.1	36.878	73.4	2:58.663	
2	55.620	94.3	1:30.236	101.4	36.261	75.3	3:02.117		5	54.670	94.7	1:29.020	98.7	35.876	75.2	2:59.566	
3	54.816	92.8	1:25.532	99.9	35.636	75.3	2:55.984		6								

110 Larry Tucker (A) — Shelby Mustang GT350R

lap	Sect-1	Speed	Sect-2	Speed	Sect-3	Speed	Laptime	Pit	lap	Sect-1	Speed	Sect-2	Speed	Sect-3	Speed	Laptime	Pit
1	Out	106.7	1:19.695	132.1	37.678	69.1	2:42.311		3	49.532	112.4	1:19.365	130.6	33.786	86.3	2:42.683	
2	51.191	120.3	1:20.484	130.1	34.093	79.6	2:45.768		4	53.361	95.1	1:21.591	132.6	33.775	83.4	2:48.727	

111 Richard Plant (A) — Morgan Plus 8

lap	Sect-1	Speed	Sect-2	Speed	Sect-3	Speed	Laptime	Pit	lap	Sect-1	Speed	Sect-2	Speed	Sect-3	Speed	Laptime	Pit
1	Out	99.6	1:16.930	125.2	32.543	88.2	2:32.883		4	47.418	111.1	1:15.961	126.4	32.233	91.8	2:35.612	
2	46.558	116.9	1:14.754	125.7	32.287	88.4	2:33.599		5	49.353	92.4	1:25.761	124.3	In		2:53.116	P
3	46.712	117.9	1:15.025	125.4	32.429	89.5	2:34.166		6								

114 Jai Sharma (7B) — Ferrari 308 GTB

lap	Sect-1	Speed	Sect-2	Speed	Sect-3	Speed	Laptime	Pit	lap	Sect-1	Speed	Sect-2	Speed	Sect-3	Speed	Laptime	Pit
1	Out	95.6	1:27.820	111.7	37.845	76.0	2:53.433		4	51.849	86.3	1:25.231	120.5	34.178	86.3	2:51.258	
2	52.708	102.9	1:25.168	117.1	36.727	84.0	2:54.603		5	50.856	110.9	1:26.048	122.0	35.244	76.8	2:52.148	
3	53.213	109.8	1:21.888	120.5	34.622	84.1	2:49.723		6								

119 Jonathan Edwards (A) — Morgan Plus 8

lap	Sect-1	Speed	Sect-2	Speed	Sect-3	Speed	Laptime	Pit	lap	Sect-1	Speed	Sect-2	Speed	Sect-3	Speed	Laptime	Pit
1	Out	103.7	1:19.347	122.5	33.951	87.9	2:38.888		4	48.534	115.3	1:16.264	125.0	32.802	91.8	2:37.600	
2	49.837	107.5	1:18.282	110.2	35.607	90.8	2:43.726		5	48.085	116.5	1:20.160	124.7	33.926	89.5	2:42.171	
3	47.983	117.3	1:16.790	124.3	32.667	90.6	2:37.440		6	48.397	93.5	1:30.664	107.4	37.372	82.6	2:56.433	

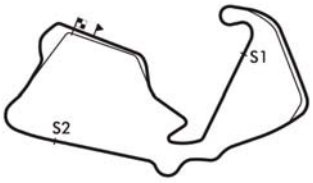

Session Start: 18:10:31 - Finish: 18:24:47
Weather/Track Conditions: Cloud / Dry
Circuit: Silverstone Grand Prix Wing
Track Length: 5.891 Km - 3.6605 miles
Printed: 20-07-2018 - 18:35

MST
Results: www.mstworld.com. Live Timing: https://livetiming.getraceresults.com/mst. Email: timing@mstworld.com

Silverstone Classic - 20 - 22 Jul 2018

HSCC Road Sports ('47 - '79)

Qualifying for Race 6 - Sector Analysis

122 Jeremy Clark (7C) — Lotus Elan S4

lap	Sect-1	Speed	Sect-2	Speed	Sect-3	Speed	Laptime	Pit	lap	Sect-1	Speed	Sect-2	Speed	Sect-3	Speed	Laptime	Pit
1	Out	104.2	1:21.683	114.7	33.646	88.7	2:40.357		4	48.988	114.3	1:17.288	122.5	33.295	88.2	2:39.571	
2	48.085	114.3	1:17.181	124.0	32.384	86.2	2:37.650		5	49.319	95.1	1:25.328	97.8	37.798	88.0	2:52.445	
3	48.382	114.9	1:17.366	123.4	32.504	87.6	2:38.252		6	48.378	110.9	1:24.741	120.5	In		2:50.557	P

130 John Williams (7B) — Porsche 911SC

lap	Sect-1	Speed	Sect-2	Speed	Sect-3	Speed	Laptime	Pit	lap	Sect-1	Speed	Sect-2	Speed	Sect-3	Speed	Laptime	Pit
1	Out	102.1	1:18.899	120.1	35.402	83.8	2:41.552		4	49.137	111.5	1:18.855	119.2	33.092	87.5	2:41.084	
2	49.636	109.5	1:18.300	122.5	34.139	80.6	2:42.075		5	49.457	108.4	1:21.554	120.9	32.889	86.8	2:43.900	
3	50.180	110.6	1:19.156	119.4	33.079	88.0	2:42.415		6								

137 Mervyn Selwyn (C) — Lotus Elan S3

lap	Sect-1	Speed	Sect-2	Speed	Sect-3	Speed	Laptime	Pit	lap	Sect-1	Speed	Sect-2	Speed	Sect-3	Speed	Laptime	Pit
1	Out	88.1	1:27.359	101.4	37.652	79.5	2:56.165		4	54.354	77.7	1:29.615	106.5	37.464	77.1	3:01.433	
2	57.172	96.1	1:25.674	101.7	36.886	78.2	2:59.732		5	54.730	82.3	1:31.860	100.2	39.646	77.3	3:06.236	
3	52.762	98.5	1:25.374	109.7	36.787	78.8	2:54.923		6								

142 Laurie Tucker (E) — MG Ashley GT

lap	Sect-1	Speed	Sect-2	Speed	Sect-3	Speed	Laptime	Pit	lap	Sect-1	Speed	Sect-2	Speed	Sect-3	Speed	Laptime	Pit
1	Out	101.4	1:25.563	110.0	36.573	81.7	2:50.791		4	53.045	90.6	1:28.112	110.6	35.845	82.9	2:57.002	
2	53.397	92.9	1:25.516	105.0	37.193	75.3	2:56.106		5	53.640	85.4	1:31.787	110.7	36.231	81.4	3:01.658	
3	55.042	101.7	1:23.282	110.0	37.298	73.1	2:55.622		6								

154 Philip St Clair Tisdall (A) — Morgan Plus 8

lap	Sect-1	Speed	Sect-2	Speed	Sect-3	Speed	Laptime	Pit	lap	Sect-1	Speed	Sect-2	Speed	Sect-3	Speed	Laptime	Pit
1	Out	87.6	1:26.504	111.1	38.123	78.1	2:54.958		4	53.692	94.0	1:27.260	107.2	40.314	79.6	3:01.266	
2	54.012	93.3	1:25.078	111.3	37.993	78.9	2:57.083		5	53.559	89.1	1:26.793	100.6	38.792	72.4	2:59.144	
3	52.427	99.0	1:27.182	106.0	37.009	82.3	2:56.618		6								

155 Nick Savage (A) — Chevrolet Camaro

lap	Sect-1	Speed	Sect-2	Speed	Sect-3	Speed	Laptime	Pit	lap	Sect-1	Speed	Sect-2	Speed	Sect-3	Speed	Laptime	Pit
1	Out	96.1	1:27.227	108.2	37.442	83.6	2:59.389		4	53.850	78.9	1:28.755	112.4	36.520	75.9	2:59.125	
2	53.899	102.5	1:25.978	119.2	36.706	82.3	2:56.583		5	53.323	105.4	1:27.095	117.7	37.008	75.1	2:57.426	
3	53.310	103.2	1:25.804	113.6	36.991	79.8	2:56.105		6								

172 Russell Paterson (7A) — Morgan Plus 8

lap	Sect-1	Speed	Sect-2	Speed	Sect-3	Speed	Laptime	Pit	lap	Sect-1	Speed	Sect-2	Speed	Sect-3	Speed	Laptime	Pit
1	Out	107.2	1:20.388	122.5	34.160	90.7	2:40.161		4	48.478	113.2	1:18.646	118.8	33.984	90.4	2:41.108	
2	49.704	108.2	1:19.858	120.5	33.876	91.0	2:43.438		5	49.030	101.7	1:22.782	117.9	33.914	91.0	2:45.726	
3	48.781	108.6	1:18.931	112.4	33.667	89.5	2:41.379		6	49.863	106.5	1:27.015	120.5	34.719	85.0	2:51.597	

177 Barry Davison (C) — Lotus Elan S3

lap	Sect-1	Speed	Sect-2	Speed	Sect-3	Speed	Laptime	Pit	lap	Sect-1	Speed	Sect-2	Speed	Sect-3	Speed	Laptime	Pit
1	Out	111.1	1:23.875	96.8	35.756	85.6	2:44.685		4	49.083	112.2	1:19.476	123.8	37.004	82.5	2:45.563	
2	50.109	114.7	1:22.026	111.1	35.815	84.9	2:47.950		5	49.340	78.6	1:26.789	121.1	34.785	82.5	2:50.914	
3	50.964	107.2	1:20.935	122.7	34.991	86.7	2:46.890		6								

242 Michael Birch (G) — Lotus Elite

lap	Sect-1	Speed	Sect-2	Speed	Sect-3	Speed	Laptime	Pit	lap	Sect-1	Speed	Sect-2	Speed	Sect-3	Speed	Laptime	Pit
1	Out	90.1	1:29.308	97.1	37.850	76.8	2:57.660		4	56.126	95.6	1:27.760	105.8	35.868	77.7	2:59.754	
2	55.032	98.5	1:27.313	104.9	36.729	74.0	2:59.074		5	52.682	92.4	1:27.991	106.5	35.390	79.1	2:56.063	
3	52.916	93.7	1:28.022	105.4	35.487	76.9	2:56.425		6								

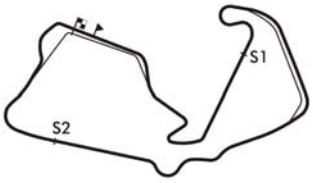

Session Start: 18:10:31 - Finish: 18:24:47
Weather/Track Conditions: Cloud / Dry
Circuit: Silverstone Grand Prix Wing
Track Length: 5.891 Km - 3.6605 miles
Printed: 20-07-2018 - 18:35

MST
Results: www.mstworld.com. Live Timing: https://livetiming.getraceresults.com/mst. Email: timing@mstworld.com

Silverstone Classic - 20 - 22 Jul 2018

HSCC Road Sports ('47 - '79)

Qualifying for Race 6 - Best Sector Times

	SECTOR 1			SECTOR 2			SECTOR 3		
	NO	TIME	LAP	NO	TIME	LAP	NO	TIME	LAP
1	26	45.736	2	26	1:14.534	2	26	31.005	2
2	111	46.558	2	111	1:14.754	2	111	32.233	4
3	98	47.057	5	24	1:15.849	3	98	32.369	2
4	71	47.235	4	98	1:16.060	3	122	32.384	2
5	50	47.876	3	119	1:16.264	4	24	32.652	4
6	119	47.983	3	30	1:16.443	4	119	32.667	3
7	122	48.085	2	71	1:16.446	4	19	32.670	4
8	30	48.120	5	122	1:17.181	2	71	32.710	6
9	24	48.213	5	46	1:17.837	3	130	32.889	5
10	172	48.478	4	50	1:18.025	4	30	33.057	5
11	16	48.507	4	130	1:18.300	2	50	33.066	2
12	42	48.632	4	172	1:18.646	4	46	33.100	5
13	19	48.662	5	61	1:18.708	3	16	33.531	5
14	177	49.083	4	19	1:18.788	3	84	33.558	4
15	110	49.097	5	16	1:18.923	3	172	33.667	3
16	130	49.137	4	84	1:19.157	2	11	33.680	3
17	72	49.269	5	42	1:19.290	4	110	33.775	4
18	61	49.290	3	110	1:19.365	3	42	33.923	3
19	84	49.478	2	20	1:19.468	5	61	34.079	2
20	35	49.554	4	177	1:19.476	4	72	34.086	1
21	46	49.873	4	72	1:19.891	3	92	34.088	3
22	45	49.985	4	45	1:20.113	3	114	34.178	4
23	36	50.125	3	36	1:20.582	3	8	34.329	5
24	11	50.150	4	92	1:20.645	3	20	34.482	5
25	20	50.379	5	37	1:21.083	2	36	34.653	4
26	37	50.430	5	11	1:21.098	5	80	34.735	2
27	114	50.856	5	70	1:21.627	2	57	34.751	4
28	8	51.036	5	57	1:21.871	3	45	34.753	3
29	70	51.126	3	114	1:21.888	3	177	34.785	5
30	55	51.332	3	35	1:22.043	2	35	35.018	4
31	57	51.515	3	4	1:22.351	3	37	35.038	3
32	65	51.628	5	65	1:22.486	5	70	35.106	2
33	31	51.694	4	31	1:22.754	3	38	35.150	4
34	4	51.799	5	38	1:23.097	3	14	35.160	3
35	92	51.893	4	142	1:23.282	3	242	35.390	5
36	80	52.092	5	80	1:23.552	3	1	35.574	3
37	14	52.247	3	12	1:23.568	3	100	35.636	3
38	154	52.427	3	8	1:23.656	3	65	35.654	5
39	38	52.469	5	14	1:23.727	3	7	35.823	3
40	15	52.592	3	15	1:23.741	3	142	35.845	4
41	242	52.682	5	55	1:24.217	2	4	35.890	4
42	12	52.737	3	10	1:24.610	3	12	36.048	5
43	1	52.742	5	78	1:24.664	3	31	36.097	1
44	53	52.751	2	53	1:24.765	2	44	36.135	5
45	137	52.762	3	1	1:24.836	3	55	36.238	1
46	142	53.045	4	154	1:25.078	2	91	36.335	2
47	155	53.310	3	137	1:25.374	3	155	36.520	4

IDEAL / BEST LAP COMPARISON

NO	NAME	BEST	IN	IDEAL	DIFF
26	John Davison	2:31.275	2	2:31.275	+0.000
111	Richard Plant	2:33.599	2	2:33.545	+0.054
98	Kevin Kivlochan	2:36.281	3	2:35.486	+0.795
71	Julian Barter	2:36.661	4	2:36.391	+0.270
119	Jonathan Edwards	2:37.440	3	2:36.914	+0.526
24	Charles Barter	2:37.555	3	2:36.714	+0.841
122	Jeremy Clark	2:37.650	2	2:37.650	+0.000
30	Tim Pearce	2:39.634	4	2:37.620	+2.014
50	John Dickson	2:39.786	5	2:38.967	+0.819
19	Will Leverett	2:41.074	3	2:40.120	+0.954
130	John Williams	2:41.084	4	2:40.326	+0.758
172	Russell Paterson	2:41.108	4	2:40.791	+0.317
46	Paul Tooms	2:41.747	3	2:40.810	+0.937
16	Robert Rowe	2:41.752	3	2:40.961	+0.791
42	David Karaskas	2:42.022	4	2:41.845	+0.177
110	Larry Tucker	2:42.683	3	2:42.237	+0.446
84	Ian Burford	2:42.952	2	2:42.193	+0.759
72	Jim Dean	2:43.624	2	2:43.246	+0.378
20	Mark Leverett	2:44.329	5	2:44.329	+0.000
36	Daniel Pickett	2:45.443	3	2:45.360	+0.083
45	Barry Ashdown	2:45.546	3	2:44.851	+0.695
177	Barry Davison	2:45.563	4	2:43.344	+2.219
11	Howard Payne	2:45.809	4	2:44.928	+0.881
92	Brian Jarvis	2:46.900	3	2:46.626	+0.274
37	Nic Strong	2:48.198	2	2:46.551	+1.647
70	Steve Skipworth	2:48.752	3	2:47.859	+0.893
61	Larry Kennedy	2:49.160	5	2:42.077	+7.083
57	Colin Sharp	2:49.310	3	2:48.137	+1.173
114	Jai Sharma	2:49.723	3	2:46.922	+2.801
65	Stephen Cooke	2:49.768	5	2:49.768	+0.000
35	Robert Gate	2:49.935	2	2:46.615	+3.320
14	Chris Holland	2:51.134	3	2:51.134	+0.000
38	James Owen	2:51.574	3	2:50.716	+0.858
8	Mark Godfrey	2:51.921	5	2:49.021	+2.900
31	Mark Bennett	2:52.413	3	2:50.545	+1.868
12	Johan Denekamp	2:52.523	3	2:52.353	+0.170
74	Mike Neumann	2:52.645	2		+
4	Bruce Stapleton	2:52.923	3	2:50.040	+2.883
15	Mike Eagles	2:53.186	3	2:53.186	+0.000
80	John Shaw	2:53.721	3	2:50.379	+3.342
55	Stephen Bellerby	2:53.880	2	2:51.787	+2.093
53	Adrian Gilbert	2:54.550	2	2:54.127	+0.423
1	Dick Coffey	2:54.805	3	2:53.152	+1.653
137	Mervyn Selwyn	2:54.923	3	2:54.923	+0.000
78	Mark Dudley	2:55.400	3	2:55.111	+0.289
142	Laurie Tucker	2:55.622	3	2:52.172	+3.450
44	Ken Rorrison	2:55.862	3	2:55.548	+0.314

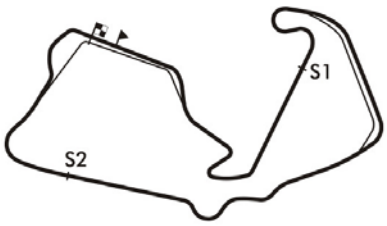

Session Start: 18:10:31 - Finish: 18:24:47
Weather/Track Conditions: Cloud / Dry
Circuit: Silverstone Grand Prix Wing
Track Length: 5.891 Km - 3.6605 miles

Printed: 20-07-2018 - 18:35

Silverstone Classic - 20 - 22 Jul 2018

HSCC Road Sports ('47 - '79)

Qualifying for Race 6 - Best Sector Times

48	44	53.559	3	91	1:25.424	2	21	36.596	5
49	10	53.643	2	21	1:25.469	3	53	36.611	3
50	78	53.691	3	100	1:25.532	3	78	36.756	2
51	7	53.885	5	155	1:25.804	3	137	36.787	3
52	91	54.141	5	7	1:25.822	3	15	36.853	3
53	21	54.174	3	44	1:25.854	2	154	37.009	3
54	76	54.196	3	242	1:27.313	2	10	37.051	3
55	100	54.347	4	76	1:28.269	2	76	37.299	2
56	17	55.710	4	17	1:31.253	3	17	37.595	4
57	54	57.663	3	22	1:31.889	1	54	39.323	2
58	22	1:01.667	2	54	1:33.807	2	22	39.399	1
59	74			74			74		
60	138			138			138		

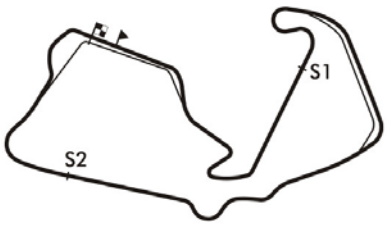

Session Start: 18:10:31 - Finish: 18:24:47
Weather/Track Conditions: Cloud / Dry
Circuit: Silverstone Grand Prix Wing
Track Length: 5.891 Km - 3.6605 miles
Printed: 20-07-2018 - 18:35

Silverstone Classic - 20 - 22 Jul 2018

HSCC Road Sports ('47 - '79)

Qualifying for Race 6 - Best Sector Times

100	Drew Nicholson	2:55.984	3	2:55.515	+0.469
7	David Tomkinson	2:56.035	3	2:55.530	+0.505
242	Michael Birch	2:56.063	5	2:55.385	+0.678
155	Nick Savage	2:56.105	3	2:55.634	+0.471
154	Philip St Clair Tisdal	2:56.618	3	2:54.514	+2.104
10	Nigel Ashley	2:56.630	2	2:55.304	+1.326
21	Will Morton	2:57.844	2	2:56.239	+1.605
91	Richard Owen	2:58.065	2	2:55.900	+2.165
76	David Erwin	3:03.044	2	2:59.764	+3.280
17	Teifion Salisbury	3:05.605	4	3:04.558	+1.047
54	Steven Camplin	3:13.232	3	3:10.793	+2.439
22	Tony Davis	3:23.412	2	3:12.955	+10.457

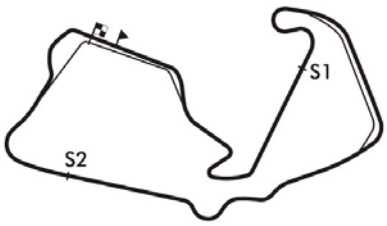

Session Start: 18:10:31 - Finish: 18:24:47
Weather/Track Conditions: Cloud / Dry
Circuit: Silverstone Grand Prix Wing
Track Length: 5.891 Km - 3.6605 miles

Printed: 20-07-2018 - 18:35

Silverstone Classic - 20 - 22 Jul 2018

HSCC Road Sports ('47 - '79)

Qualifying for Race 6 - Best Sector Speeds

	NO	SECTOR 1	MPH	NO	SECTOR 2	MPH	NO	SECTOR 3	MPH
1	110	Larry Tucker	120.3	110	Larry Tucker	132.6	26	John Davison	93.5
2	50	John Dickson	118.1	50	John Dickson	130.6	111	Richard Plant	91.8
3	26	John Davison	117.9	71	Julian Barter	128.3	119	Jonathan Edwards	91.8
4	111	Richard Plant	117.9	35	Robert Gate	126.9	172	Russell Paterson	91.0
5	71	Julian Barter	117.5	111	Richard Plant	126.4	50	John Dickson	90.8
6	119	Jonathan Edwards	117.3	42	David Karaskas	126.1	71	Julian Barter	90.2
7	122	Jeremy Clark	114.9	119	Jonathan Edwards	125.0	98	Kevin Kivlochan	90.0
8	177	Barry Davison	114.7	30	Tim Pearce	124.7	19	Will Leverett	89.4
9	98	Kevin Kivlochan	114.3	45	Barry Ashdown	124.3	72	Jim Dean	89.4
10	19	Will Leverett	113.6	122	Jeremy Clark	124.0	122	Jeremy Clark	88.7
11	30	Tim Pearce	113.2	26	John Davison	123.8	24	Charles Barter	88.3
12	172	Russell Paterson	113.2	98	Kevin Kivlochan	123.8	37	Nic Strong	88.3
13	72	Jim Dean	112.6	177	Barry Davison	123.8	30	Tim Pearce	88.1
14	24	Charles Barter	112.2	24	Charles Barter	123.6	36	Daniel Pickett	88.1
15	130	John Williams	111.5	130	John Williams	122.5	130	John Williams	88.0
16	16	Robert Rowe	110.9	172	Russell Paterson	122.5	42	David Karaskas	87.5
17	114	Jai Sharma	110.9	114	Jai Sharma	122.0	46	Paul Tooms	87.5
18	42	David Karaskas	110.7	37	Nic Strong	121.6	8	Mark Godfrey	87.2
19	61	Larry Kennedy	110.6	46	Paul Tooms	120.5	11	Howard Payne	87.1
20	20	Mark Leverett	109.8	72	Jim Dean	120.5	70	Steve Skipworth	87.0
21	36	Daniel Pickett	109.8	4	Bruce Stapleton	120.3	45	Barry Ashdown	86.7
22	15	Mike Eagles	108.9	19	Will Leverett	120.3	177	Barry Davison	86.7
23	46	Paul Tooms	108.9	20	Mark Leverett	120.3	84	Ian Burford	86.3
24	84	Ian Burford	108.8	61	Larry Kennedy	120.3	110	Larry Tucker	86.3
25	37	Nic Strong	108.4	16	Robert Rowe	120.1	114	Jai Sharma	86.3
26	35	Robert Gate	108.2	36	Daniel Pickett	119.4	16	Robert Rowe	85.7
27	11	Howard Payne	108.1	155	Nick Savage	119.2	35	Robert Gate	85.7
28	45	Barry Ashdown	107.7	15	Mike Eagles	118.6	20	Mark Leverett	85.4
29	57	Colin Sharp	106.5	11	Howard Payne	118.1	14	Chris Holland	85.0
30	80	John Shaw	106.4	70	Steve Skipworth	117.9	155	Nick Savage	83.6
31	8	Mark Godfrey	105.7	53	Adrian Gilbert	117.5	38	James Owen	83.1
32	155	Nick Savage	105.4	55	Stephen Bellerby	117.1	4	Bruce Stapleton	82.9
33	4	Bruce Stapleton	104.7	65	Stephen Cooke	117.1	142	Laurie Tucker	82.9
34	53	Adrian Gilbert	103.2	80	John Shaw	117.1	61	Larry Kennedy	82.8
35	92	Brian Jarvis	103.1	8	Mark Godfrey	115.5	31	Mark Bennett	82.7
36	14	Chris Holland	102.9	57	Colin Sharp	115.3	154	Philip St Clair Tisdall	82.3
37	10	Nigel Ashley	102.8	31	Mark Bennett	114.1	92	Brian Jarvis	81.6
38	38	James Owen	102.8	10	Nigel Ashley	113.9	57	Colin Sharp	81.3
39	65	Stephen Cooke	102.8	84	Ian Burford	113.9	65	Stephen Cooke	81.2
40	70	Steve Skipworth	102.8	12	Johan Denekamp	113.0	80	John Shaw	81.2

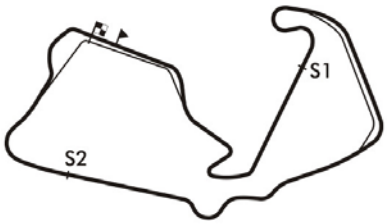

Session Start: 18:10:31 - Finish: 18:24:47
Weather/Track Conditions: Cloud / Dry
Circuit: Silverstone Grand Prix Wing
Track Length: 5.891 Km - 3.6605 miles

Printed: 20-07-2018 - 18:36

Silverstone Classic - 20 - 22 Jul 2018

HSCC Road Sports ('47 - '79)

Qualifying for Race 6 - Best Sector Speeds

41	142	Laurie Tucker	101.7	14	Chris Holland	112.8	53	Adrian Gilbert	80.9
42	55	Stephen Bellerby	101.5	92	Brian Jarvis	111.5	15	Mike Eagles	80.2
43	31	Mark Bennett	99.6	154	Philip St Clair Tisdall	111.3	55	Stephen Bellerby	79.9
44	1	Dick Coffey	99.0	142	Laurie Tucker	110.7	1	Dick Coffey	79.7
45	154	Philip St Clair Tisdall	99.0	137	Mervyn Selwyn	109.7	137	Mervyn Selwyn	79.5
46	44	Ken Rorrison	98.8	91	Richard Owen	109.5	242	Michael Birch	79.1
47	12	Johan Denekamp	98.5	38	James Owen	109.1	7	David Tomkinson	78.1
48	137	Mervyn Selwyn	98.5	1	Dick Coffey	106.9	17	Teifion Salisbury	77.9
49	242	Michael Birch	98.5	242	Michael Birch	106.5	78	Mark Dudley	77.9
50	78	Mark Dudley	96.7	44	Ken Rorrison	105.2	21	Will Morton	77.7
51	21	Will Morton	96.4	21	Will Morton	104.7	91	Richard Owen	77.5
52	91	Richard Owen	96.3	78	Mark Dudley	104.0	10	Nigel Ashley	77.3
53	76	David Erwin	94.8	17	Teifion Salisbury	103.2	12	Johan Denekamp	77.1
54	7	David Tomkinson	94.7	7	David Tomkinson	102.1	44	Ken Rorrison	76.5
55	100	Drew Nicholson	94.7	100	Drew Nicholson	101.4	100	Drew Nicholson	75.3
56	17	Teifion Salisbury	94.5	76	David Erwin	100.9	76	David Erwin	73.3
57	54	Steven Camplin	89.7	54	Steven Camplin	97.5	22	Tony Davis	67.8
58	22	Tony Davis	87.3	22	Tony Davis	95.1	54	Steven Camplin	67.1
59	74	Mike Neumann	0.0	74	Mike Neumann	0.0	74	Mike Neumann	0.0
60	138	Gregory Thornton	0.0	138	Gregory Thornton	0.0	138	Gregory Thornton	0.0

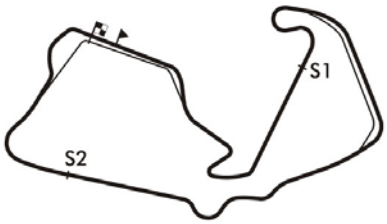

Session Start: 18:10:31 - Finish: 18:24:47
Weather/Track Conditions: Cloud / Dry
Circuit: Silverstone Grand Prix Wing
Track Length: 5.891 Km - 3.6605 miles
Printed: 20-07-2018 - 18:36

Silverstone Classic - 20 - 22 Jul 2018

HSCC Road Sports ('47 - '79)

Race 6 - Starting Grid - AMENDED

Sheet No:

Start Time : 15:05 - Heat Duration : 30 Minutes

29	57	17	Teifion Salisbury	58	54	Steven Camplin
28	55	91	Richard Owen	56	76	David Erwin
27	53	10	Nigel Ashley	54	21	Will Morton
26	51	155	Nick Savage	52	154	Philip St Clair Tisdall
25	49	7	David Tomkinson	50	242	Michael Birch
24	47	44	Ken Rorrison	48	100	Drew Nicholson
23	45	78	Mark Dudley	46	142	Laurie Tucker
22	43	1	Dick Coffey	44	137	Mervyn Selwyn
21	41	55	Stephen Bellerby	42	53	Adrian Gilbert
20	39	15	Mike Eagles	40	80	John Shaw
19	37	74	Mike Neumann	38	4	Bruce Stapleton
18	35	31	Mark Bennett	36	12	Johan Denekamp
17	33	38	James Owen	34	8	Mark Godfrey
16	31	35	Robert Gate	32	14	Chris Holland
15	29	114	Jai Sharma	30	65	Stephen Cooke
14	27	61	Larry Kennedy	28	57	Colin Sharp
13	25	37	Nic Strong	26	70	Steve Skipworth

Car 22 wthdrawn. Reserve Car 50 allowed to start from qualifying position.

Circuit: Silverstone Grand Prix Wing
Track Length: 5.891 Km - 3.6605 miles

These results are provisional until the conclusion of any judicial and technical matters.

Clerk of the Course:	Timekeeper:	Issued at:
Julian Floyd	Nick Palmer	

Printed : 21-07-2018 - 13:05

Silverstone Classic - 20 - 22 Jul 2018

HSCC Road Sports ('47 - '79)

Race 6 - Starting Grid - AMENDED

Sheet No:

Start Time : 15:05 - Heat Duration : 30 Minutes

ROW							
12	23	11	Howard Payne	24	92	Brian Jarvis
11	21	45	Barry Ashdown	22	177	Barry Davison
10	19	20	Mark Leverett	20	36	Daniel Pickett
9	17	84	Ian Burford	18	72	Jim Dean
8	15	42	David Karaskas	16	110	Larry Tucker
7	13	46	Paul Tooms	14	16	Robert Rowe
6	11	130	John Williams	12	172	Russell Paterson
5	9	50	John Dickson	10	19	Will Leverett
4	7	122	Jeremy Clark	8	30	Tim Pearce
3	5	119	Jonathan Edwards	6	24	Charles Barter
2	3	98	Kevin Kivlochan	4	71	Julian Barter
1	1	26	John Davison	2	111	Richard Plant

Pole Right

Car 22 wthdrawn. Reserve Car 50 allowed to start from qualifying position.

Circuit: Silverstone Grand Prix Wing
Track Length: 5.891 Km - 3.6605 miles

These results are provisional until the conclusion of any judicial and technical matters.

Clerk of the Course:	Timekeeper:	Issued at:
Julian Floyd	Nick Palmer	

Printed : 21-07-2018 - 13:05

Silverstone Classic - 20 - 22 Jul 2018

HSCC Road Sports ('47 - '79)

Race 6 - Classification

Sheet No:

POS	NO	DRIVER/S	CLASS	CLASS POS	CAR MAKE / MODEL	TIME	LAPS	GAP	DIFF	MPH	BEST	ON
1	26	John Davison	C	1	Lotus Elan S1	31:06.502	12	-- 12 laps		84.72	2:32.658	1
2	111	Richard Plant	A	1	Morgan Plus 8	31:28.928	12	22.426	22.426	83.71	2:33.886	2
3	119	Jonathan Edwards	A	2	Morgan Plus 8	31:31.165	12	24.663	2.237	83.61	2:36.084	6
4	98	Kevin Kivlochan	A	3	Morgan Plus 8	31:39.540	12	33.038	8.375	83.25	2:34.605	1
5	24	Charles Barter	7B	1	Datsun 240Z	31:48.240	12	41.738	8.700	82.87	2:37.092	2
6	122	Jeremy Clark	7C	1	Lotus Elan S4	31:49.710	12	43.208	1.470	82.80	2:38.029	11
7	50	John Dickson	7I	1	Ferrari 308 GTB	32:06.236	12	59.734	16.526	82.09	2:38.153	6
8	19	Will Leverett	7C	2	Lotus Europa	32:10.673	12	1:04.171	4.437	81.90	2:38.681	6
9	30	Tim Pearce	A	4	Morgan Plus 8	32:11.625	12	1:05.123	0.952	81.87	2:38.316	3
10	130	John Williams	7B	2	Porsche 911SC	32:17.684	12	1:11.182	6.059	81.60	2:38.160	9
11	172	Russell Paterson	7A	1	Morgan Plus 8	32:32.836	12	1:26.334	15.152	80.97	2:38.379	4
12	72	Jim Dean	7C	3	Lotus Europa	32:38.657	12	1:32.155	5.821	80.73	2:40.778	5
13	84	Ian Burford	C	2	Ginetta G4	32:50.532	12	1:44.030	11.875	80.24	2:41.357	5
14	37	Nic Strong	7B	3	Marcos 3000GT	32:55.653	12	1:49.151	5.121	80.04	2:42.260	5
15	20	Mark Leverett	7C	4	Lotus Elan	32:58.645	12	1:52.143	2.992	79.91	2:41.947	10
16	177	Barry Davison	C	3	Lotus Elan S3	32:59.602	12	1:53.100	0.957	79.88	2:41.978	6
17	42	David Karaskas	7B	4	TVR 3000M	33:00.008	12	1:53.506	0.406	79.86	2:41.240	6
18	61	Larry Kennedy	C	4	Lotus Elan S1	33:16.667	12	2:10.165	16.659	79.19	2:42.462	5
19	35	Robert Gate	7A	2	Jaguar E-type	33:16.961	12	2:10.459	0.294	79.18	2:42.647	5
20	70	Steve Skipworth	7C	5	Lotus Europa	33:20.731	12	2:14.229	3.770	79.03	2:44.861	12
21	92	Brian Jarvis	7D	1	Porsche 924	33:23.785	12	2:17.283	3.054	78.91	2:44.674	6
22	114	Jai Sharma	7B	5	Ferrari 308 GTB	33:26.440	12	2:19.938	2.655	78.81	2:41.378	5
23	57	Colin Sharp	G	1	Triumph TR4	33:43.390	12	2:36.888	16.950	78.15	2:44.016	11
24	65	Stephen Cooke	7C	6	Lotus Seven S4	33:47.579	12	2:41.077	4.189	77.99	2:44.967	11
25	4	Bruce Stapleton	A	5	Morgan Plus 8	31:13.759	11	-- 11 laps	13.473	77.36	2:43.525	5
26	53	Adrian Gilbert	C	5	Lotus Elan S3	31:16.725	11	2.966	2.966	77.24	2:47.310	11
27	14	Chris Holland	7C	7	Lotus Seven S4	31:28.107	11	14.348	11.382	76.77	2:48.481	5
28	12	Johan Denekamp	HRB	1	TVR Tuscan	31:41.039	11	27.280	12.932	76.25	2:49.572	4
29	55	Stephen Bellerby	7B	6	TVR 3000M	31:41.207	11	27.448	0.168	76.24	2:48.086	2
30	80	John Shaw	D	1	Porsche 911	31:42.632	11	28.873	1.425	76.19	2:49.244	5
31	38	James Owen	B	1	Triumph TR5	31:42.790	11	29.031	0.158	76.18	2:50.665	8
32	154	Philip St Clair Tisdall	A	6	Morgan Plus 8	32:01.075	11	47.316	18.285	75.45	2:46.869	11
33	1	Dick Coffey	E	1	Turner Mk1	32:01.756	11	47.997	0.681	75.43	2:49.680	6
34	74	Mike Neumann	7D	2	Alfa Romeo 2000 GTV	32:06.983	11	53.224	5.227	75.22	2:50.568	5
35	142	Laurie Tucker	E	2	MG Ashley GT	32:07.564	11	53.805	0.581	75.20	2:49.802	5
36	21	Will Morton	7D	3	Porsche 924	32:18.917	11	1:05.158	11.353	74.76	2:51.389	4
37	7	David Tomkinson	7E	1	Triumph Spitfire	32:19.334	11	1:05.575	0.417	74.74	2:52.006	4
38	78	Mark Dudley	7D	4	Alfa Romeo Alfetta GTV	32:19.448	11	1:05.689	0.114	74.74	2:51.039	6
39	242	Michael Birch	G	2	Lotus Elite	32:20.068	11	1:06.309	0.620	74.71	2:52.276	6

Car 155 excluded from race, ignoring black flag (MSA regulation C1.1.6 refers).

Car 91 - Non starter

Session Start: 15:06:22 - Finish: 15:37:28
Weather/Track Conditions: Overcast / Dry
Circuit: Silverstone Grand Prix Wing
Track Length: 5.891 Km - 3.6605 miles

These results are provisional until the conclusion of any judicial and technical matters.

Clerk of the Course:	Timekeeper:	Issued at:
Julian Floyd	Nick Palmer	

Silverstone Classic - 20 - 22 Jul 2018

HSCC Road Sports ('47 - '79)

Race 6 - Classification

Sheet No:

40	10	Nigel Ashley	7C	8	Lotus Europa	32:25.325	11	1:11.566	5.257	74.51	2:51.897	5
41	100	Drew Nicholson	7D	5	Alfa Romeo GTV / GT	32:26.254	11	1:12.495	0.929	74.48	2:52.246	6
42	44	Ken Rorrison	7D	6	Alfa Romeo 2000 GTV	33:33.621	11	2:19.862	1:07.367	71.99	2:51.802	6
43	76	David Erwin	7D	7	Alfa Romeo 2000 GTV	33:40.798	11	2:27.039	7.177	71.73	3:00.125	4
44	15	Mike Eagles	B	2	Milano GT Mk1	33:47.981	11	2:34.222	7.183	71.48	2:55.328	9
45	17	Teifion Salisbury	C	6	Lotus Seven S2	34:20.660	11	3:06.901	32.679	70.34	2:59.662	9
46	54	Steven Camplin	7D	8	Lancia Monte Carlo	33:47.470	10	-- 10 laps	2:43.062	65.00	3:17.753	9
---------- NOT CLASSIFIED ----------												
DNF	71	Julian Barter	7C		Lotus Elan S4	28:54.643	11	-- 11 laps		83.56	2:35.890	2
DNF	8	Mark Godfrey	C		Ginetta G4	29:54.263	11	59.620	59.620	80.78	2:39.737	10
DNF	137	Mervyn Selwyn	C		Lotus Elan S3	20:14.412	7	-- 7 laps --	1:02.606	75.96	2:48.649	5
DNF	110	Larry Tucker	A		Shelby Mustang GT350R	16:18.345	6	-- 6 laps --		80.82	2:41.594	3
DNF	46	Paul Tooms	C		Turner Mk3	16:18.741	6	0.396	0.396	80.78	2:38.420	4
DNF	16	Robert Rowe	C		Lotus Elan S3	18:33.754	6	2:15.409	2:15.013	70.99	2:47.433	2
DNF	31	Mark Bennett	7B		Renault Alpine A310	14:20.654	5	-- 5 laps --		76.55	2:46.597	5
DNF	36	Daniel Pickett	7A		Morgan Plus 8	9:08.408	3	-- 3 laps --	24.971	72.09	2:49.119	1
DNF	45	Barry Ashdown	C		Lotus Elan	16:38.708	3	7:30.300	7:30.300	39.58	2:44.695	2
DNF	11	Howard Payne	7C		Lotus Europa	2:50.699	1	-- 1 laps --	0.725	77.19	2:50.699	1
DSQ	155	Nick Savage	A		Chevrolet Camaro	32:21.947	11	-- 11 laps		74.64	2:51.498	11

---------- FASTEST LAP SUMMARY ----------

NO	DRIVER/S	CLASS	CAR MAKE / MODEL	FASTEST LAP	ON	MPH
26	John Davison	C	Lotus Elan S1	2:32.658	1	86.32
111	Richard Plant	A	Morgan Plus 8	2:33.886	2	85.63
71	Julian Barter	7C	Lotus Elan S4	2:35.890	2	84.53
24	Charles Barter	7B	Datsun 240Z	2:37.092	2	83.89
50	John Dickson	7I	Ferrari 308 GTB	2:38.153	6	83.32
172	Russell Paterson	7A	Morgan Plus 8	2:38.379	4	83.20
57	Colin Sharp	G	Triumph TR4	2:44.016	11	80.34
92	Brian Jarvis	7D	Porsche 924	2:44.674	6	80.02
80	John Shaw	D	Porsche 911	2:49.244	5	77.86
12	Johan Denekamp	HRB	TVR Tuscan	2:49.572	4	77.71
1	Dick Coffey	E	Turner Mk1	2:49.680	6	77.66
38	James Owen	B	Triumph TR5	2:50.665	8	77.21
7	David Tomkinson	7E	Triumph Spitfire	2:52.006	4	76.61

Car 155 excluded from race, ignoring black flag (MSA regulation C1.1.6 refers).

Car 91 - Non starter

Session Start: 15:06:22 - Finish: 15:37:28
Weather/Track Conditions: Overcast / Dry
Circuit: Silverstone Grand Prix Wing
Track Length: 5.891 Km - 3.6605 miles

These results are provisional until the conclusion of any judicial and technical matters.

Clerk of the Course:	Timekeeper:	Issued at:
Julian Floyd	Nick Palmer	

Silverstone Classic - 20 - 22 Jul 2018

HSCC Road Sports ('47 - '79)

Race 6 - Sector Analysis

1 Dick Coffey (E) — Turner Mk1

lap	Sect-1	Speed	Sect-2	Speed	Sect-3	Speed	Laptime	Pit	lap	Sect-1	Speed	Sect-2	Speed	Sect-3	Speed	Laptime	Pit
1		101.5	1:24.830	108.4	35.324	79.9	3:11.458		7	51.588	100.2	1:23.209	92.2	38.433	79.9	2:53.230	
2	54.158	102.3	1:26.009	107.7	35.645	78.4	2:55.812		8	51.846	99.4	1:22.958	106.7	36.048	81.0	2:50.852	
3	54.205	99.7	1:23.518	108.4	35.689	78.6	2:53.412		9	53.009	98.0	1:23.431	106.2	36.069	78.1	2:52.509	
4	51.744	101.2	1:23.086	107.2	35.320	80.6	2:50.150		10	52.954	99.6	1:23.318	107.2	44.028	72.3	3:00.300	
5	52.243	100.2	1:22.883	105.8	34.768	80.3	2:49.894		11	54.543	100.3	1:23.719	105.8	36.197	80.8	2:54.459	
6	51.250	95.3	1:23.250	105.2	35.180	80.6	2:49.680		12								

4 Bruce Stapleton (A) — Morgan Plus 8

lap	Sect-1	Speed	Sect-2	Speed	Sect-3	Speed	Laptime	Pit	lap	Sect-1	Speed	Sect-2	Speed	Sect-3	Speed	Laptime	Pit
1		98.5	1:20.961	123.4	35.628	78.1	3:02.189		7	50.819	105.2	1:20.971	101.1	39.624	82.9	2:51.414	
2	50.633	100.9	1:19.954	121.8	35.827	82.5	2:46.414		8	51.405	105.7	1:19.728	118.8	36.693	82.1	2:47.826	
3	50.319	110.6	1:19.641	123.1	44.462	70.1	2:54.422		9	50.331	108.2	1:19.838	120.7	36.001	82.6	2:46.170	
4	51.691	103.2	1:19.183	122.9	37.047	85.0	2:47.921		10	50.127	111.7	1:19.779	121.1	35.544	86.4	2:45.450	
5	49.636	112.0	1:18.793	122.9	35.096	83.8	2:43.525		11	50.520	109.1	1:20.264	117.9	35.760	83.0	2:46.544	
6	49.890	111.7	1:19.999	116.9	51.995	80.2	3:01.884		12								

7 David Tomkinson (7E) — Triumph Spitfire

lap	Sect-1	Speed	Sect-2	Speed	Sect-3	Speed	Laptime	Pit	lap	Sect-1	Speed	Sect-2	Speed	Sect-3	Speed	Laptime	Pit
1		99.3	1:24.580	102.3	35.779	77.7	3:13.277		7	53.858	95.7	1:23.537	100.0	36.642	78.1	2:54.037	
2	53.055	98.4	1:25.165	105.0	36.372	76.7	2:54.592		8	53.243	96.3	1:23.831	100.3	36.448	78.3	2:53.522	
3	53.780	96.4	1:24.648	102.5	36.548	77.9	2:54.976		9	54.072	91.9	1:25.073	101.8	37.403	76.2	2:56.548	
4	52.403	96.8	1:23.592	100.6	36.011	78.1	2:52.006		10	54.229	97.4	1:24.299	104.0	36.378	77.7	2:54.906	
5	53.156	97.3	1:24.367	103.2	35.884	77.8	2:53.407		11	54.448	98.0	1:24.852	105.5	37.824	73.0	2:57.124	
6	55.120	92.4	1:24.264	97.8	35.555	79.4	2:54.939		12								

8 Mark Godfrey (C) — Ginetta G4

lap	Sect-1	Speed	Sect-2	Speed	Sect-3	Speed	Laptime	Pit	lap	Sect-1	Speed	Sect-2	Speed	Sect-3	Speed	Laptime	Pit
1		96.6	1:21.257	116.3	34.290	86.8	2:55.847		7	49.474	96.6	1:18.935	108.1	34.802	85.4	2:43.211	
2	50.271	100.3	1:18.987	120.3	34.381	78.0	2:43.639		8	47.987	110.9	1:18.171	117.9	35.490	82.7	2:41.648	
3	52.142	105.5	1:19.654	119.4	33.627	85.8	2:45.423		9	48.473	109.8	1:18.327	115.3	34.489	88.0	2:41.289	
4	48.051	106.4	1:18.220	122.0	34.961	87.9	2:41.232		10	48.460	110.6	1:16.559	114.9	34.718	87.1	2:39.737	
5	49.960	112.8	1:16.750	120.1	34.604	85.5	2:41.314		11	48.994	115.3	1:16.717	118.6	34.072	83.7	2:39.783	
6	50.332	110.6	1:17.021	117.9	33.787	88.4	2:41.140		12								

10 Nigel Ashley (7C) — Lotus Europa

lap	Sect-1	Speed	Sect-2	Speed	Sect-3	Speed	Laptime	Pit	lap	Sect-1	Speed	Sect-2	Speed	Sect-3	Speed	Laptime	Pit
1		106.7	1:25.401	115.9	38.430	77.9	3:20.513		7	52.001	96.8	1:24.315	105.7	38.567	80.3	2:54.883	
2	52.276	104.2	1:24.132	117.7	37.854	79.6	2:54.262		8	52.394	100.0	1:25.412	113.9	37.782	79.1	2:55.588	
3	52.833	106.0	1:23.640	112.4	39.337	77.8	2:55.810		9	52.351	106.0	1:23.029	112.6	37.610	79.4	2:52.990	
4	54.271	103.7	1:25.918	117.5	36.996	79.5	2:57.185		10	51.600	105.7	1:26.119	109.8	37.984	78.5	2:55.703	
5	52.369	108.1	1:22.829	117.1	36.699	81.3	2:51.897		11	52.504	103.4	1:24.789	116.9	36.167	81.3	2:53.460	
6	52.169	98.0	1:24.259	114.5	36.606	81.4	2:53.034		12								

11 Howard Payne (7C) — Lotus Europa

lap	Sect-1	Speed	Sect-2	Speed	Sect-3	Speed	Laptime	Pit	lap	Sect-1	Speed	Sect-2	Speed	Sect-3	Speed	Laptime	Pit
1		108.4	1:19.770	120.5	34.419	87.0	2:50.699		2								

12 Johan Denekamp (HRB) — TVR Tuscan

lap	Sect-1	Speed	Sect-2	Speed	Sect-3	Speed	Laptime	Pit	lap	Sect-1	Speed	Sect-2	Speed	Sect-3	Speed	Laptime	Pit
1		105.7	1:23.433	118.1	36.371	79.9	3:05.156		7	51.441	104.2	1:23.302	117.5	36.483	78.9	2:51.226	
2	51.113	106.0	1:23.649	117.5	36.075	78.1	2:50.837		8	52.558	98.0	1:24.308	114.7	37.468	78.5	2:54.334	
3	52.606	98.3	1:24.770	115.1	36.130	79.5	2:53.506		9	52.103	99.4	1:23.160	115.5	37.388	75.8	2:52.651	
4	51.029	102.1	1:22.941	117.9	35.602	79.7	2:49.572		10	51.859	104.9	1:22.513	113.6	36.634	78.5	2:51.006	
5	51.172	103.2	1:23.085	113.7	35.726	79.8	2:49.983		11	53.222	102.3	1:22.951	117.5	36.894	76.3	2:53.067	
6	51.534	101.7	1:22.063	115.1	36.104	79.6	2:49.701		12								

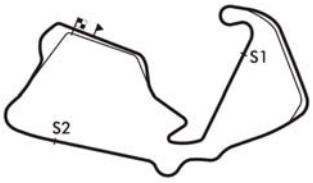

Session Start: 15:06:22 - Finish: 15:37:28
Weather/Track Conditions: Overcast / Dry
Circuit: Silverstone Grand Prix Wing
Track Length: 5.891 Km - 3.6605 miles
Printed: 21-07-2018 - 15:46

MST
Results: www.mstworld.com. Live Timing: https://livetiming.getraceresults.com/mst. Email: timing@mstworld.com

Silverstone Classic - 20 - 22 Jul 2018

HSCC Road Sports ('47 - '79)

Race 6 - Sector Analysis

14 Chris Holland (7C) — Lotus Seven S4

lap	Sect-1	Speed	Sect-2	Speed	Sect-3	Speed	Laptime	Pit	lap	Sect-1	Speed	Sect-2	Speed	Sect-3	Speed	Laptime	Pit
1		96.7	1:23.528	112.2	36.247	83.5	3:03.283		7	51.534	104.7	1:24.690	104.5	38.615	85.4	2:54.839	
2	51.576	109.1	1:22.390	112.0	35.333	85.4	2:49.299		8	51.058	104.2	1:23.053	107.7	37.527	83.6	2:51.638	
3	51.197	103.9	1:22.585	112.8	36.483	75.3	2:50.265		9	51.892	103.1	1:22.334	111.3	35.932	84.9	2:50.158	
4	52.503	104.0	1:21.237	112.4	36.272	83.3	2:50.012		10	51.831	102.1	1:22.912	111.7	35.758	85.7	2:50.501	
5	51.625	105.0	1:21.240	113.0	35.616	86.2	2:48.481		11	51.370	103.9	1:21.615	110.9	36.545	81.2	2:49.530	
6	51.659	105.7	1:21.834	109.7	36.608	86.1	2:50.101		12								

15 Mike Eagles (B) — Milano GT Mk1

lap	Sect-1	Speed	Sect-2	Speed	Sect-3	Speed	Laptime	Pit	lap	Sect-1	Speed	Sect-2	Speed	Sect-3	Speed	Laptime	Pit
1		101.2	1:24.226	113.0	37.537	81.1	3:09.954		7	56.555	91.4	1:26.102	107.4	38.072	80.9	3:00.729	
2	54.288	96.1	1:25.552	111.1	37.220	80.9	2:57.060		8	53.333	100.3	1:27.855	102.8	38.916	74.3	3:00.104	
3	54.635	95.1	1:26.361	103.9	39.580	78.1	3:00.576		9	54.038	103.1	1:24.845	112.0	36.445	81.9	2:55.328	
4	56.765	101.1	1:30.710	89.8	41.350	77.3	3:08.825		10	55.095	100.3	1:25.839	109.5	37.358	82.5	2:58.292	
5	1:01.752	84.8	1:37.353	84.5	43.667	70.0	3:22.772		11	53.616	97.8	1:26.233	105.4	40.488	66.9	3:00.337	
6	1:01.691	85.5	1:33.245	98.1	39.068	80.2	3:14.004		12								

16 Robert Rowe (C) — Lotus Elan S3

lap	Sect-1	Speed	Sect-2	Speed	Sect-3	Speed	Laptime	Pit	lap	Sect-1	Speed	Sect-2	Speed	Sect-3	Speed	Laptime	Pit
1		108.8	1:19.785	114.3	36.117	80.4	2:48.817		4	Out	101.1	1:20.982	108.1	40.507	75.9	3:24.828	P
2	50.317	104.5	1:20.556	113.0	36.560	79.8	2:47.433		5	55.007	99.4	1:22.785	102.8	38.208	76.1	2:56.000	
3	53.268	85.7	1:31.410	86.6	In		3:16.245	P	6	54.215	80.2	1:32.191	65.9	In		3:20.431	P

17 Teifion Salisbury (C) — Lotus Seven S2

lap	Sect-1	Speed	Sect-2	Speed	Sect-3	Speed	Laptime	Pit	lap	Sect-1	Speed	Sect-2	Speed	Sect-3	Speed	Laptime	Pit
1		94.0	1:29.870	102.1	37.190	75.5	3:30.705		7	55.033	90.9	1:28.138	99.4	38.964	74.7	3:02.135	
2	55.784	88.5	1:30.842	98.8	39.948	73.0	3:06.574		8	55.215	94.8	1:28.161	98.5	38.789	70.9	3:02.165	
3	56.272	90.7	1:31.161	101.5	40.113	72.3	3:07.546		9	54.246	97.1	1:28.083	103.1	37.333	77.2	2:59.662	
4	56.352	93.3	1:30.440	100.0	39.865	70.3	3:06.657		10	55.034	90.4	1:28.985	105.0	36.660	77.6	3:00.679	
5	56.154	96.7	1:29.293	103.2	38.383	75.7	3:03.830		11	54.127	95.2	1:37.116	79.4	45.009	70.1	3:16.252	
6	57.084	97.5	1:28.613	101.1	38.758	71.1	3:04.455		12								

19 Will Leverett (7C) — Lotus Europa

lap	Sect-1	Speed	Sect-2	Speed	Sect-3	Speed	Laptime	Pit	lap	Sect-1	Speed	Sect-2	Speed	Sect-3	Speed	Laptime	Pit
1		118.1	1:19.538	122.5	33.356	82.8	2:42.941		7	48.142	115.3	1:17.672	120.5	33.846	83.4	2:39.660	
2	48.979	119.4	1:17.165	124.3	33.837	86.7	2:39.981		8	48.641	115.1	1:19.345	118.6	35.417	87.6	2:43.403	
3	48.877	116.1	1:16.668	123.6	35.187	86.5	2:40.732		9	48.448	115.3	1:17.689	121.6	33.976	86.5	2:40.113	
4	47.993	113.0	1:17.424	124.3	33.730	89.7	2:39.147		10	48.439	111.8	1:19.153	119.4	33.452	88.4	2:41.044	
5	48.874	115.7	1:17.847	122.2	33.245	89.0	2:39.966		11	48.294	114.3	1:20.283	121.6	34.228	85.3	2:42.805	
6	47.699	117.5	1:17.728	122.9	33.254	89.2	2:38.681		12	48.369	112.8	1:20.515	119.2	33.316	87.0	2:42.200	

20 Mark Leverett (7C) — Lotus Elan

lap	Sect-1	Speed	Sect-2	Speed	Sect-3	Speed	Laptime	Pit	lap	Sect-1	Speed	Sect-2	Speed	Sect-3	Speed	Laptime	Pit
1		110.2	1:20.548	121.4	34.798	82.6	2:50.460		7	49.727	113.2	1:18.678	113.0	36.839	83.3	2:45.244	
2	50.121	109.8	1:19.067	122.9	35.283	80.9	2:44.471		8	48.700	115.7	1:19.435	121.4	35.059	85.2	2:43.194	
3	49.474	112.8	1:20.088	122.7	36.303	83.2	2:45.865		9	48.512	112.0	1:20.207	120.5	34.718	85.0	2:43.437	
4	49.118	109.7	1:18.487	122.2	35.659	83.9	2:43.264		10	49.530	113.9	1:18.216	121.4	34.201	83.4	2:41.947	
5	49.065	114.1	1:18.705	120.7	34.851	73.0	2:42.621		11	49.246	112.8	1:19.297	120.1	34.907	86.1	2:43.450	
6	50.522	113.0	1:18.993	120.5	34.810	79.0	2:44.325		12	56.538	112.4	1:19.206	119.4	34.623	85.1	2:50.367	

21 Will Morton (7D) — Porsche 924

lap	Sect-1	Speed	Sect-2	Speed	Sect-3	Speed	Laptime	Pit	lap	Sect-1	Speed	Sect-2	Speed	Sect-3	Speed	Laptime	Pit
1		100.0	1:24.557	107.5	36.658	75.4	3:16.145		7	54.334	97.5	1:23.803	104.2	36.665	78.3	2:54.802	
2	52.168	100.6	1:24.092	108.6	36.730	73.8	2:52.990		8	52.694	98.8	1:24.234	104.7	36.588	79.4	2:53.516	
3	53.890	98.0	1:25.891	108.8	36.634	77.4	2:56.415		9	53.195	95.9	1:25.833	104.4	37.609	78.1	2:56.637	
4	52.360	97.8	1:22.997	106.9	36.032	79.6	2:51.389		10	54.204	98.0	1:24.231	105.0	36.502	77.3	2:54.937	
5	52.131	97.8	1:23.718	107.2	35.685	79.4	2:51.534		11	53.088	96.6	1:25.962	107.0	37.991	74.0	2:57.041	
6	53.400	94.9	1:24.154	103.2	35.957	78.0	2:53.511		12								

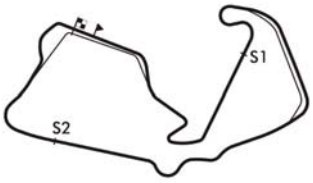

Session Start: 15:06:22 - Finish: 15:37:28
Weather/Track Conditions: Overcast / Dry
Circuit: Silverstone Grand Prix Wing
Track Length: 5.891 Km - 3.6605 miles
Printed: 21-07-2018 - 15:46

MST
Results: www.mstworld.com. Live Timing: https://livetiming.getraceresults.com/mst. Email: timing@mstworld.com

Silverstone Classic - 20 - 22 Jul 2018

HSCC Road Sports ('47 - '79)

Race 6 - Sector Analysis

24 Charles Barter (7B) — Datsun 240Z

lap	Sect-1	Speed	Sect-2	Speed	Sect-3	Speed	Laptime	Pit	lap	Sect-1	Speed	Sect-2	Speed	Sect-3	Speed	Laptime	Pit
1		112.4	1:17.171	119.6	33.338	88.4	2:39.319		7	49.174	106.2	1:17.123	119.4	33.147	86.6	2:39.444	
2	47.684	115.1	1:16.794	121.6	32.614	89.0	2:37.092		8	48.662	111.5	1:17.350	119.4	33.877	85.4	2:39.889	
3	48.101	114.9	1:16.828	125.2	32.841	88.3	2:37.770		9	48.561	111.8	1:17.546	117.9	34.304	79.4	2:40.411	
4	48.302	112.4	1:16.602	121.6	32.734	86.6	2:37.638		10	48.846	110.6	1:18.564	121.1	33.223	86.6	2:40.633	
5	48.871	112.0	1:16.498	122.7	33.057	86.5	2:38.426		11	48.950	111.8	1:18.623	120.9	33.394	86.4	2:40.967	
6	48.401	112.0	1:17.151	119.2	33.186	86.5	2:38.738		12	47.722	112.6	1:16.616	121.8	33.575	86.4	2:37.913	

26 John Davison (C) — Lotus Elan S1

lap	Sect-1	Speed	Sect-2	Speed	Sect-3	Speed	Laptime	Pit	lap	Sect-1	Speed	Sect-2	Speed	Sect-3	Speed	Laptime	Pit
1		115.9	1:15.024	124.3	31.589	92.3	2:32.658		7	46.976	114.7	1:16.048	122.7	32.360	90.8	2:35.384	
2	45.868	117.7	1:14.947	125.0	31.873	91.6	2:32.688		8	46.927	117.7	1:19.864	113.4	32.904	91.5	2:39.695	
3	46.306	116.3	1:15.117	125.0	31.986	91.6	2:33.409		9	47.975	113.2	1:15.914	123.8	32.254	91.0	2:36.143	
4	46.511	116.5	1:15.258	125.4	32.362	91.3	2:34.131		10	48.350	110.4	1:16.340	124.0	33.384	86.3	2:38.074	
5	46.469	116.1	1:15.431	124.0	36.410	81.9	2:38.310		11	47.154	114.3	1:15.633	124.3	32.029	91.7	2:34.816	
6	47.002	115.7	1:15.771	122.9	32.087	90.1	2:34.860		12	47.527	114.1	1:16.453	123.8	32.354	88.1	2:36.334	

30 Tim Pearce (A) — Morgan Plus 8

lap	Sect-1	Speed	Sect-2	Speed	Sect-3	Speed	Laptime	Pit	lap	Sect-1	Speed	Sect-2	Speed	Sect-3	Speed	Laptime	Pit
1		114.9	1:17.543	128.1	34.081	82.1	2:42.350		7	49.115	103.4	1:19.071	121.6	34.557	83.3	2:42.743	
2	48.217	116.7	1:17.528	125.4	33.709	88.8	2:39.454		8	48.470	113.0	1:16.207	124.3	37.190	82.4	2:41.867	
3	47.111	115.9	1:17.313	128.3	33.892	85.8	2:38.316		9	48.752	113.2	1:17.532	123.8	34.359	83.5	2:40.643	
4	47.733	115.7	1:17.585	123.6	34.318	82.6	2:39.636		10	48.269	109.7	1:17.016	123.8	34.205	84.9	2:39.490	
5	48.586	111.1	1:16.363	124.0	33.826	85.8	2:38.775		11	47.790	115.1	1:21.172	126.4	34.133	87.3	2:43.095	
6	47.787	114.7	1:17.327	123.1	33.458	84.9	2:38.572		12	49.245	116.3	1:23.887	125.0	33.552	83.4	2:46.684	

31 Mark Bennett (7B) — Renault Alpine A310

lap	Sect-1	Speed	Sect-2	Speed	Sect-3	Speed	Laptime	Pit	lap	Sect-1	Speed	Sect-2	Speed	Sect-3	Speed	Laptime	Pit
1		105.4	1:23.393	115.9	35.908	82.1	3:05.326		4	52.061	102.5	1:22.020	116.5	36.539	82.5	2:50.620	
2	51.868	107.5	1:21.143	116.7	36.903	81.8	2:49.914		5	50.439	109.5	1:20.382	116.5	35.776	83.4	2:46.597	
3	51.257	108.2	1:20.692	117.3	36.248	80.1	2:48.197		6								

35 Robert Gate (7A) — Jaguar E-type

lap	Sect-1	Speed	Sect-2	Speed	Sect-3	Speed	Laptime	Pit	lap	Sect-1	Speed	Sect-2	Speed	Sect-3	Speed	Laptime	Pit
1		103.9	1:20.664	121.1	36.641	75.5	3:00.649		7	49.395	107.9	1:19.415	109.7	37.003	87.0	2:45.813	
2	49.228	115.9	1:19.392	122.5	35.448	84.3	2:44.068		8	49.176	110.0	1:19.324	119.8	36.008	84.8	2:44.508	
3	48.929	107.0	1:19.750	121.8	35.441	84.3	2:44.120		9	48.950	107.4	1:19.643	121.4	36.787	83.2	2:45.380	
4	48.630	108.1	1:19.013	119.2	35.759	85.4	2:43.402		10	49.316	109.1	1:20.322	114.1	36.316	83.2	2:45.954	
5	48.849	108.1	1:18.945	120.5	34.853	83.9	2:42.647		11	51.900	111.5	1:19.730	116.1	36.279	83.6	2:47.909	
6	48.749	114.9	1:20.186	119.2	34.922	86.5	2:43.857		12	50.329	110.6	1:20.617	101.8	37.708	85.8	2:48.654	

36 Daniel Pickett (7A) — Morgan Plus 8

lap	Sect-1	Speed	Sect-2	Speed	Sect-3	Speed	Laptime	Pit	lap	Sect-1	Speed	Sect-2	Speed	Sect-3	Speed	Laptime	Pit
1		113.0	1:20.560	119.8	34.178	88.8	2:49.119		3	1:04.425	73.3	1:35.060	91.2	In		3:22.566	P
2	49.867	111.7	1:18.860	119.8	47.996	68.3	2:56.723		4								

37 Nic Strong (7B) — Marcos 3000GT

lap	Sect-1	Speed	Sect-2	Speed	Sect-3	Speed	Laptime	Pit	lap	Sect-1	Speed	Sect-2	Speed	Sect-3	Speed	Laptime	Pit
1		111.7	1:21.170	126.9	34.894	87.5	2:52.409		7	50.253	98.5	1:19.953	106.7	36.351	80.2	2:46.557	
2	48.530	113.6	1:18.937	120.7	35.782	82.3	2:43.249		8	49.364	109.1	1:18.727	122.5	35.330	87.5	2:43.421	
3	48.783	118.1	1:19.374	129.6	36.376	84.8	2:44.533		9	49.733	115.3	1:19.809	126.4	35.566	84.1	2:45.108	
4	48.450	113.2	1:18.664	125.9	35.184	88.0	2:42.298		10	49.829	114.1	1:18.803	128.8	34.865	85.1	2:43.497	
5	48.501	115.9	1:18.395	117.3	35.364	82.5	2:42.260		11	48.966	117.5	1:21.885	123.6	34.659	88.2	2:45.510	
6	48.714	112.0	1:19.190	122.0	35.030	86.7	2:42.934		12	49.684	110.4	1:19.436	117.7	34.757	86.7	2:43.877	

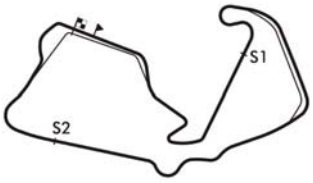

Session Start: 15:06:22 - Finish: 15:37:28
Weather/Track Conditions: Overcast / Dry
Circuit: Silverstone Grand Prix Wing
Track Length: 5.891 Km - 3.6605 miles
Printed: 21-07-2018 - 15:46

MST
Results: www.mstworld.com. Live Timing: https://livetiming.getraceresults.com/mst. Email: timing@mstworld.com

Silverstone Classic - 20 - 22 Jul 2018

HSCC Road Sports ('47 - '79)

Race 6 - Sector Analysis

38 James Owen (B) — Triumph TR5

lap	Sect-1	Speed	Sect-2	Speed	Sect-3	Speed	Laptime	Pit	lap	Sect-1	Speed	Sect-2	Speed	Sect-3	Speed	Laptime	Pit
1		100.0	1:23.494	109.8	35.455	80.6	3:03.995		7	52.001	100.8	1:23.412	107.5	36.626	80.9	2:52.039	
2	52.473	102.6	1:24.587	110.6	36.405	80.2	2:53.465		8	52.127	101.8	1:22.824	108.9	35.714	81.8	2:50.665	
3	52.934	101.1	1:23.948	109.3	35.848	80.5	2:52.730		9	52.582	100.6	1:22.672	110.9	36.095	75.7	2:51.349	
4	52.194	101.5	1:23.193	109.8	35.637	80.6	2:51.024		10	53.255	98.1	1:22.696	111.3	35.721	79.1	2:51.672	
5	51.915	100.9	1:22.849	108.2	36.267	79.0	2:51.031		11	54.221	99.4	1:24.072	110.2	35.728	77.0	2:54.021	
6	52.443	101.1	1:22.808	109.1	35.548	81.9	2:50.799		12								

42 David Karaskas (7B) — TVR 3000M

lap	Sect-1	Speed	Sect-2	Speed	Sect-3	Speed	Laptime	Pit	lap	Sect-1	Speed	Sect-2	Speed	Sect-3	Speed	Laptime	Pit
1		114.5	1:17.850	126.9	33.651	85.1	2:44.712		7	1:12.977	105.4	1:20.209	120.1	36.212	87.9	3:09.398	
2	48.484	113.9	1:19.378	125.7	33.683	88.3	2:41.545		8	48.992	113.9	1:19.294	125.0	34.700	86.0	2:42.986	
3	48.696	110.2	1:18.297	126.4	34.450	86.7	2:41.443		9	51.247	111.7	1:19.518	123.6	35.780	86.3	2:46.545	
4	48.415	114.5	1:18.614	125.2	34.247	86.8	2:41.276		10	49.295	112.6	1:19.170	125.7	34.525	84.3	2:42.990	
5	49.286	111.5	1:19.081	125.9	34.188	88.7	2:42.555		11	49.420	114.1	1:19.255	123.4	34.592	87.0	2:43.267	
6	48.704	113.9	1:19.034	124.3	33.502	88.3	2:41.240		12	49.456	116.1	1:18.389	126.1	34.206	87.8	2:42.051	

44 Ken Rorrison (7D) — Alfa Romeo 2000 GTV

lap	Sect-1	Speed	Sect-2	Speed	Sect-3	Speed	Laptime	Pit	lap	Sect-1	Speed	Sect-2	Speed	Sect-3	Speed	Laptime	Pit
1		100.0	1:25.963	104.9	36.627	76.7	3:15.853		7	51.601	98.5	1:23.273	104.7	37.593	77.4	2:52.467	
2	53.103	101.2	1:24.038	107.2	36.481	74.9	2:53.622		8	52.155	100.3	2:31.453	95.9	37.776	77.0	4:01.384	
3	53.983	97.4	1:25.699	104.7	39.293	73.8	2:58.975		9	56.031	97.0	1:26.161	105.7	36.861	77.2	2:59.053	
4	53.425	100.8	1:24.153	105.5	36.269	78.1	2:53.847		10	54.174	98.5	1:24.374	103.9	36.900	77.5	2:55.448	
5	52.035	99.4	1:24.055	105.0	36.843	74.7	2:52.933		11	54.940	98.3	1:24.984	104.0	38.313	71.4	2:58.237	
6	52.452	92.2	1:23.725	104.9	35.625	78.9	2:51.802		12								

45 Barry Ashdown (C) — Lotus Elan

lap	Sect-1	Speed	Sect-2	Speed	Sect-3	Speed	Laptime	Pit	lap	Sect-1	Speed	Sect-2	Speed	Sect-3	Speed	Laptime	Pit
1		111.8	1:20.088	120.1	35.147	85.1	2:49.974		3	49.232	111.5	1:19.485	122.2			11:04.039	
2	49.592	105.7	1:19.541	123.8	35.562	80.6	2:44.695		4								

46 Paul Tooms (C) — Turner Mk3

lap	Sect-1	Speed	Sect-2	Speed	Sect-3	Speed	Laptime	Pit	lap	Sect-1	Speed	Sect-2	Speed	Sect-3	Speed	Laptime	Pit
1		112.8	1:17.141	121.4	33.523	82.3	2:43.006		4	48.159	114.5	1:16.665	121.6	33.596	88.8	2:38.420	
2	49.407	113.4	1:17.061	123.4	33.888	86.5	2:40.356		5	48.422	114.5	1:21.411	118.4	34.859	73.3	2:44.692	
3	49.835	110.7	1:16.609	121.4	34.183	83.8	2:40.627		6	52.103	109.3	1:23.629	101.4	35.908	81.0	2:51.640	

50 John Dickson (7I) — Ferrari 308 GTB

lap	Sect-1	Speed	Sect-2	Speed	Sect-3	Speed	Laptime	Pit	lap	Sect-1	Speed	Sect-2	Speed	Sect-3	Speed	Laptime	Pit
1		120.5	1:18.367	131.8	33.423	84.9	2:41.063		7	48.308	117.1	1:17.066	129.8	34.242	82.4	2:39.616	
2	48.953	117.5	1:17.080	130.1	33.145	90.6	2:39.178		8	49.905	110.0	1:18.574	126.9	36.297	85.7	2:44.776	
3	47.837	120.7	1:17.869	130.8	33.412	89.9	2:39.118		9	48.226	114.9	1:17.046	131.6	34.611	88.0	2:39.883	
4	47.996	117.3	1:18.087	129.3	33.705	89.2	2:39.788		10	48.341	113.9	1:17.340	121.6	33.857	89.6	2:39.538	
5	52.263	115.3	1:17.320	131.6	33.040	91.0	2:42.623		11	47.720	115.9	1:18.780	127.3	34.360	86.1	2:40.860	
6	47.771	119.4	1:17.223	131.3	33.159	91.6	2:38.153		12	49.134	115.3	1:18.212	127.3	34.294	84.3	2:41.640	

53 Adrian Gilbert (C) — Lotus Elan S3

lap	Sect-1	Speed	Sect-2	Speed	Sect-3	Speed	Laptime	Pit	lap	Sect-1	Speed	Sect-2	Speed	Sect-3	Speed	Laptime	Pit
1		112.6	1:23.705	122.0	35.560	82.6	3:08.058		7	50.925	113.0	1:21.292	120.1	37.956	82.6	2:50.173	
2	50.091	115.9	1:21.745	120.9	36.494	80.0	2:48.330		8	50.589	110.6	1:21.528	115.3	37.139	80.6	2:49.256	
3	51.920	112.4	1:21.361	121.4	36.030	82.2	2:49.311		9	51.004	112.0	1:22.066	115.9	36.286	81.9	2:49.356	
4	49.917	112.4	1:22.499	123.1	36.613	83.6	2:49.029		10	50.658	109.5	1:21.428	120.7	36.473	83.0	2:48.559	
5	50.077	113.0	1:21.824	118.4	35.961	76.0	2:47.862		11	50.628	114.3	1:20.551	122.9	36.131	84.8	2:47.310	
6	51.510	111.7	1:21.196	115.5	36.775	83.0	2:49.481		12								

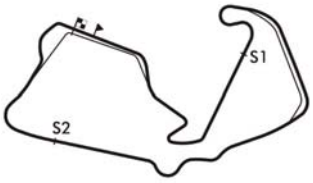

Session Start: 15:06:22 - Finish: 15:37:28
Weather/Track Conditions: Overcast / Dry
Circuit: Silverstone Grand Prix Wing
Track Length: 5.891 Km - 3.6605 miles
Printed: 21-07-2018 - 15:46

MST
Results: www.mstworld.com. Live Timing: https://livetiming.getraceresults.com/mst. Email: timing@mstworld.com

Silverstone Classic - 20 - 22 Jul 2018

HSCC Road Sports ('47 - '79)

Race 6 - Sector Analysis

54 Steven Camplin (7D) — Lancia Monte Carlo

lap	Sect-1	Speed	Sect-2	Speed	Sect-3	Speed	Laptime	Pit	lap	Sect-1	Speed	Sect-2	Speed	Sect-3	Speed	Laptime	Pit
1		91.7	1:35.503	94.1	41.145	67.9	3:42.953		6	1:01.207	88.3	1:36.495	93.3	42.951	64.2	3:20.653	
2	1:01.596	87.6	1:38.554	95.5	42.264	64.3	3:22.414		7	1:01.031	84.7	1:38.700	88.1	42.803	65.9	3:22.534	
3	1:01.703	88.8	1:38.374	93.9	41.539	64.2	3:21.616		8	1:00.948	87.8	1:36.619	94.0	41.164	66.0	3:18.731	
4	1:01.036	90.6	1:36.766	96.4	41.874	63.1	3:19.676		9	1:00.510	90.2	1:36.589	97.5	40.654	69.1	3:17.753	
5	1:02.229	91.7	1:36.624	92.9	41.610	67.3	3:20.463		10	1:00.629	88.1	1:38.685	94.3	41.363	66.3	3:20.677	

55 Stephen Bellerby (7B) — TVR 3000M

lap	Sect-1	Speed	Sect-2	Speed	Sect-3	Speed	Laptime	Pit	lap	Sect-1	Speed	Sect-2	Speed	Sect-3	Speed	Laptime	Pit
1		99.0	1:23.373	117.5	36.192	81.1	3:09.023		7	51.371	106.9	1:22.376	114.3	39.632	74.8	2:53.379	
2	50.174	108.4	1:21.168	116.5	36.744	78.3	2:48.086		8	52.592	102.9	1:22.106	114.1	37.174	81.0	2:51.872	
3	52.211	99.7	1:23.102	117.7	35.498	79.2	2:50.811		9	51.467	105.2	1:23.047	116.5	36.482	77.4	2:50.996	
4	50.920	108.6	1:21.170	120.1	37.056	78.4	2:49.146		10	51.488	104.7	1:22.316	112.2	37.360	78.4	2:51.164	
5	51.486	106.7	1:21.502	117.3	37.148	75.5	2:50.136		11	54.033	98.4	1:22.838	120.7	36.768	77.8	2:53.639	
6	52.333	102.9	1:22.940	114.3	37.682	77.3	2:52.955		12								

57 Colin Sharp (G) — Triumph TR4

lap	Sect-1	Speed	Sect-2	Speed	Sect-3	Speed	Laptime	Pit	lap	Sect-1	Speed	Sect-2	Speed	Sect-3	Speed	Laptime	Pit
1		107.2	1:23.973	112.8	36.063	81.5	3:02.744		7	50.246	106.9	1:20.478	110.4	39.672	83.0	2:50.396	
2	51.716	106.5	1:21.964	115.1	34.763	83.5	2:48.443		8	50.513	103.1	1:20.473	116.1	36.448	83.2	2:47.434	
3	50.924	105.4	1:21.305	117.5	37.492	82.0	2:49.721		9	50.862	105.7	1:20.206	113.2	35.526	82.4	2:46.594	
4	50.680	104.2	1:21.186	116.7	37.632	81.7	2:49.498		10	49.918	108.9	1:19.923	114.3	35.008	82.4	2:44.849	
5	51.400	106.9	1:20.330	115.9	35.526	83.4	2:47.256		11	49.402	108.6	1:19.440	114.9	35.174	84.4	2:44.016	
6	50.058	107.9	1:19.672	115.9	36.690	83.2	2:46.420		12	49.489	107.4	1:20.408	114.3	36.122	84.4	2:46.019	

61 Larry Kennedy (C) — Lotus Elan S1

lap	Sect-1	Speed	Sect-2	Speed	Sect-3	Speed	Laptime	Pit	lap	Sect-1	Speed	Sect-2	Speed	Sect-3	Speed	Laptime	Pit
1		110.9	1:20.518	122.2	35.830	80.8	2:53.915		7	49.466	108.2	1:18.192	112.0	36.849	84.2	2:44.507	
2	49.571	106.4	1:19.431	118.8	34.641	83.4	2:43.643		8	48.906	114.7	1:19.046	121.4	35.661	82.8	2:43.613	
3	49.190	112.8	1:18.803	119.2	35.761	79.4	2:43.754		9	48.905	108.6	1:18.725	121.8	44.281	80.9	2:51.911	
4	49.282	109.5	1:18.610	117.5	35.389	83.4	2:43.281		10	49.752	104.4	1:18.631	122.9	35.569	83.1	2:43.952	
5	49.446	112.0	1:17.966	119.4	35.050	80.7	2:42.462		11	49.693	97.5	1:19.772	114.9	35.792	83.2	2:45.257	
6	51.542	113.6	1:19.233	119.2	34.396	83.8	2:45.171		12	53.237	97.0	1:24.152	100.5	37.812	81.4	2:55.201	

65 Stephen Cooke (7C) — Lotus Seven S4

lap	Sect-1	Speed	Sect-2	Speed	Sect-3	Speed	Laptime	Pit	lap	Sect-1	Speed	Sect-2	Speed	Sect-3	Speed	Laptime	Pit
1		102.8	1:22.410	116.5	37.362	74.2	3:00.956		7	49.960	107.5	1:20.730	111.8	39.450	79.5	2:50.140	
2	51.378	109.8	1:21.618	118.1	36.647	81.4	2:49.643		8	50.750	102.8	1:20.432	113.4	37.808	84.3	2:48.990	
3	50.382	107.9	1:21.720	116.1	37.501	82.7	2:49.603		9	49.801	108.8	1:20.250	116.5	36.067	83.7	2:46.118	
4	50.495	102.9	1:21.393	114.5	37.681	78.9	2:49.569		10	49.425	110.4	1:20.548	116.7	36.292	82.1	2:46.265	
5	50.768	108.4	1:20.699	114.5	35.946	83.4	2:47.413		11	48.646	110.9	1:20.834	116.7	35.487	84.9	2:44.967	
6	49.624	108.9	1:19.877	115.3	37.121	82.0	2:46.622		12	49.396	110.0	1:19.570	114.7	38.327	77.0	2:47.293	

70 Steve Skipworth (7C) — Lotus Europa

lap	Sect-1	Speed	Sect-2	Speed	Sect-3	Speed	Laptime	Pit	lap	Sect-1	Speed	Sect-2	Speed	Sect-3	Speed	Laptime	Pit
1		100.9	1:20.806	121.8	35.005	81.0	2:54.196		7	50.122	98.1	1:20.806	116.9	37.265	83.9	2:48.193	
2	50.456	103.1	1:19.490	120.9	35.368	78.8	2:45.314		8	49.836	101.4	1:20.619	117.1	36.307	86.0	2:46.762	
3	51.634	103.7	1:19.934	119.6	34.702	84.0	2:46.270		9	49.883	105.7	1:20.087	118.4	35.247	84.7	2:45.217	
4	50.656	101.1	1:19.318	120.5	35.700	85.6	2:45.674		10	49.668	103.7	1:20.427	119.4	35.260	83.6	2:45.355	
5	49.581	108.2	1:21.057	116.5	36.018	82.7	2:46.656		11	50.319	105.0	1:20.695	115.9	35.239	85.8	2:46.253	
6	50.958	106.4	1:20.277	118.8	34.745	85.7	2:45.980		12	50.367	108.2	1:19.878	116.9	34.616	85.7	2:44.861	

71 Julian Barter (7C) — Lotus Elan S4

lap	Sect-1	Speed	Sect-2	Speed	Sect-3	Speed	Laptime	Pit	lap	Sect-1	Speed	Sect-2	Speed	Sect-3	Speed	Laptime	Pit
1		117.9	1:16.117	124.5	32.628	89.3	2:36.764		7	48.410	112.8	1:17.427	127.3	33.229	87.8	2:39.066	
2	46.936	118.8	1:16.069	125.7	32.885	89.6	2:35.890		8	47.285	116.3	1:16.340	126.4	34.254	90.1	2:37.879	
3	47.466	116.3	1:17.007	123.8	33.161	89.3	2:37.634		9	47.806	114.9	1:18.293	126.6	34.852	89.2	2:40.951	
4	47.861	115.5	1:16.851	124.7	32.851	88.9	2:37.563		10	47.357	118.1	1:16.988	126.4	33.283	89.9	2:37.628	
5	47.360	116.3	1:16.754	123.8	32.998	89.5	2:37.112		11	47.333	115.9	1:16.829	125.4	33.103	89.0	2:37.265	
6	47.104	117.1	1:16.821	124.0	32.966	89.4	2:36.891		12								

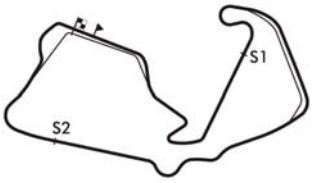

Session Start: 15:06:22 - Finish: 15:37:28
Weather/Track Conditions: Overcast / Dry
Circuit: Silverstone Grand Prix Wing
Track Length: 5.891 Km - 3.6605 miles
Printed: 21-07-2018 - 15:46

MST
Results: www.mstworld.com. Live Timing: https://livetiming.getraceresults.com/mst. Email: timing@mstworld.com

Silverstone Classic - 20 - 22 Jul 2018

HSCC Road Sports ('47 - '79)

Race 6 - Sector Analysis

72 Jim Dean (7C) — Lotus Europa

lap	Sect-1	Speed	Sect-2	Speed	Sect-3	Speed	Laptime	Pit	lap	Sect-1	Speed	Sect-2	Speed	Sect-3	Speed	Laptime	Pit
1		112.4	1:18.986	122.2	33.457	88.8	2:45.912		7	49.296	112.0	1:20.597	119.8	34.844	82.7	2:44.737	
2	48.285	116.7	1:19.016	121.6	33.617	89.4	2:40.918		8	49.692	107.2	1:19.712	116.9	34.797	85.6	2:44.201	
3	48.455	114.9	1:18.700	122.0	34.481	87.6	2:41.636		9	49.849	108.8	1:20.168	118.6	35.176	85.6	2:45.193	
4	48.182	114.1	1:19.300	120.1	34.001	86.0	2:41.483		10	50.351	110.2	1:20.685	117.5	34.786	86.5	2:45.822	
5	47.946	114.3	1:18.720	119.6	34.112	89.0	2:40.778		11	49.111	111.5	1:19.699	118.8	34.527	88.2	2:43.337	
6	49.640	110.6	1:20.191	119.0	33.642	86.8	2:43.473		12	48.846	111.1	1:18.447	119.4	33.874	88.4	2:41.167	

74 Mike Neumann (7D) — Alfa Romeo 2000 GTV

lap	Sect-1	Speed	Sect-2	Speed	Sect-3	Speed	Laptime	Pit	lap	Sect-1	Speed	Sect-2	Speed	Sect-3	Speed	Laptime	Pit
1		99.1	1:26.979	106.7	36.200	79.2	3:10.775		7	52.104	98.0	1:23.381	105.0	38.017	78.6	2:53.502	
2	54.647	98.3	1:26.241	106.2	37.175	77.9	2:58.063		8	53.849	98.3	1:24.122	106.0	38.249	78.3	2:56.220	
3	53.886	93.7	1:25.488	105.5	35.491	79.5	2:54.865		9	53.884	100.6	1:23.037	106.5	37.110	79.1	2:54.031	
4	52.370	99.7	1:23.292	106.5	35.765	79.2	2:51.427		10	52.756	98.8	1:24.712	106.7	37.146	79.4	2:54.614	
5	52.970	100.6	1:22.495	105.5	35.103	78.8	2:50.568		11	51.952	98.8	1:23.410	105.8	36.401	79.4	2:51.763	
6	51.765	99.0	1:23.915	106.0	35.475	78.5	2:51.155		12								

76 David Erwin (7D) — Alfa Romeo 2000 GTV

lap	Sect-1	Speed	Sect-2	Speed	Sect-3	Speed	Laptime	Pit	lap	Sect-1	Speed	Sect-2	Speed	Sect-3	Speed	Laptime	Pit
1		96.6	1:26.417	101.1	36.846	74.7	3:21.879		7	55.012	91.9	1:29.558	99.0	40.799	68.3	3:05.369	
2	54.027	94.0	1:27.885	99.7	38.404	73.8	3:00.316		8	55.143	91.9	1:29.701	100.0	37.761	72.7	3:02.605	
3	55.056	92.7	1:28.272	99.9	39.178	73.6	3:02.506		9	55.030	94.7	1:28.975	100.0	39.265	71.0	3:03.270	
4	54.517	93.9	1:27.470	100.2	38.138	75.0	3:00.125		10	56.720	92.2	1:27.321	100.8	38.012	74.8	3:02.053	
5	54.737	92.8	1:28.825	97.5	37.301	74.1	3:00.863		11	55.511	93.6	1:27.734	99.1	38.161	74.3	3:01.406	
6	54.081	92.4	1:27.203	99.0	39.122	73.1	3:00.406		12								

78 Mark Dudley (7D) — Alfa Romeo Alfetta GTV

lap	Sect-1	Speed	Sect-2	Speed	Sect-3	Speed	Laptime	Pit	lap	Sect-1	Speed	Sect-2	Speed	Sect-3	Speed	Laptime	Pit
1		99.4	1:24.586	103.6	35.858	74.3	3:12.441		7	52.605	98.0	1:22.763	101.4	37.237	78.1	2:52.605	
2	53.759	99.0	1:25.937	105.2	36.337	76.5	2:56.033		8	52.680	98.8	1:26.558	101.7	36.681	77.4	2:55.919	
3	54.111	101.2	1:26.389	104.4	40.096	73.5	3:00.596		9	57.230	97.0	1:24.136	103.1	35.884	77.9	2:57.250	
4	55.380	98.4	1:22.654	104.0	35.961	78.1	2:53.995		10	53.494	97.4	1:23.329	104.0	35.676	75.3	2:52.499	
5	52.272	98.1	1:23.635	104.0	35.675	76.7	2:51.582		11	53.708	100.0	1:24.311	105.0	37.470	73.0	2:55.489	
6	52.494	96.3	1:23.031	104.2	35.514	77.3	2:51.039		12								

80 John Shaw (D) — Porsche 911

lap	Sect-1	Speed	Sect-2	Speed	Sect-3	Speed	Laptime	Pit	lap	Sect-1	Speed	Sect-2	Speed	Sect-3	Speed	Laptime	Pit
1		95.9	1:24.396	117.1	36.454	80.2	3:10.344		7	51.630	106.2	1:23.393	108.4	36.679	78.4	2:51.702	
2	52.555	104.9	1:22.536	116.3	35.776	78.8	2:50.867		8	52.417	102.8	1:23.199	117.5	36.237	79.6	2:51.853	
3	51.892	106.4	1:25.216	117.1	36.511	80.7	2:53.619		9	52.362	104.2	1:22.723	116.5	35.458	79.6	2:50.543	
4	51.697	107.2	1:22.826	116.9	35.678	79.9	2:50.201		10	51.936	108.2	1:21.804	115.7	36.295	78.1	2:50.035	
5	51.479	107.9	1:21.841	114.7	35.924	80.3	2:49.244		11	53.447	106.7	1:24.808	116.1	35.880	78.3	2:54.135	
6	51.565	106.4	1:22.767	116.5	35.757	78.9	2:50.089		12								

84 Ian Burford (C) — Ginetta G4

lap	Sect-1	Speed	Sect-2	Speed	Sect-3	Speed	Laptime	Pit	lap	Sect-1	Speed	Sect-2	Speed	Sect-3	Speed	Laptime	Pit
1		110.0	1:29.618	113.2	34.593	84.1	2:58.181		7	48.867	107.0	1:18.404	108.1	36.054	83.8	2:43.325	
2	48.738	111.3	1:19.242	115.7	33.654	79.1	2:41.634		8	49.318	107.7	1:18.790	110.4	35.846	85.5	2:43.954	
3	51.167	106.9	1:18.265	114.9	34.501	84.5	2:43.933		9	49.849	108.4	1:20.363	113.2	34.845	83.6	2:45.057	
4	48.226	109.7	1:20.015	115.7	34.410	86.8	2:42.651		10	50.653	108.4	1:19.165	113.7	33.796	85.6	2:43.614	
5	48.500	109.7	1:18.184	113.4	34.673	84.2	2:41.357		11	48.579	109.3	1:17.994	112.6	35.468	84.2	2:42.041	
6	50.241	110.4	1:19.083	115.1	33.815	79.3	2:43.139		12	48.155	107.9	1:18.690	96.3	34.801	83.7	2:41.646	

92 Brian Jarvis (7D) — Porsche 924

lap	Sect-1	Speed	Sect-2	Speed	Sect-3	Speed	Laptime	Pit	lap	Sect-1	Speed	Sect-2	Speed	Sect-3	Speed	Laptime	Pit
1		104.7	1:22.066	111.8	35.037	82.9	2:54.523		7	50.197	103.9	1:20.736	110.6	36.006	82.6	2:46.939	
2	51.824	103.9	1:20.588	112.6	34.374	83.1	2:46.786		8	50.019	104.2	1:19.919	112.6	35.580	83.3	2:45.518	
3	51.462	105.8	1:22.745	110.7	34.659	82.8	2:48.866		9	50.475	104.2	1:19.855	112.6	34.917	83.8	2:45.247	
4	50.594	104.0	1:20.209	112.4	35.143	82.9	2:45.946		10	51.027	103.7	1:19.642	113.0	34.501	83.6	2:45.170	
5	50.814	104.4	1:20.836	110.9	34.769	83.1	2:46.419		11	51.070	104.9	1:20.835	113.0	35.380	83.1	2:47.285	
6	49.881	105.0	1:19.991	111.3	34.802	82.9	2:44.674		12	51.185	104.0	1:20.267	110.7	34.960	80.3	2:46.412	

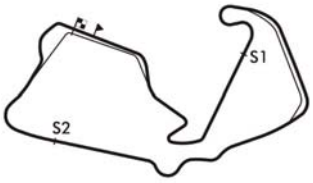

Session Start: 15:06:22 - Finish: 15:37:28
Weather/Track Conditions: Overcast / Dry
Circuit: Silverstone Grand Prix Wing
Track Length: 5.891 Km - 3.6605 miles

Printed: 21-07-2018 - 15:46

Results: www.mstworld.com. Live Timing: https://livetiming.getraceresults.com/mst. Email: timing@mstworld.com

Silverstone Classic - 20 - 22 Jul 2018

HSCC Road Sports ('47 - '79)

Race 6 - Sector Analysis

98 Kevin Kivlochan (A) — Morgan Plus 8

lap	Sect-1	Speed	Sect-2	Speed	Sect-3	Speed	Laptime	Pit	lap	Sect-1	Speed	Sect-2	Speed	Sect-3	Speed	Laptime	Pit
1		115.9	1:14.816	127.6	32.792	89.7	2:34.605		7	47.702	113.4	1:16.412	119.4	33.280	88.9	2:37.394	
2	47.578	113.2	1:17.798	119.2	33.493	88.4	2:38.869		8	47.923	111.8	1:16.874	118.1	34.340	88.0	2:39.137	
3	48.591	111.1	1:16.975	119.2	33.259	84.3	2:38.825		9	47.865	111.5	1:17.269	121.4	34.376	88.4	2:39.510	
4	47.999	110.9	1:16.420	120.5	33.942	88.3	2:38.361		10	47.869	111.1	1:17.260	119.4	34.327	85.5	2:39.456	
5	48.671	113.4	1:15.734	121.8	32.939	87.1	2:37.344		11	48.455	111.1	1:16.058	120.7	33.796	86.2	2:38.309	
6	47.819	113.4	1:16.433	119.6	33.022	88.7	2:37.274		12	47.670	113.0	1:17.929	123.4	34.857	86.1	2:40.456	

100 Drew Nicholson (7D) — Alfa Romeo GTV / GT Junior

lap	Sect-1	Speed	Sect-2	Speed	Sect-3	Speed	Laptime	Pit	lap	Sect-1	Speed	Sect-2	Speed	Sect-3	Speed	Laptime	Pit
1		99.0	1:25.555	104.9	35.676	77.2	3:13.818		7	52.258	96.1	1:24.145	100.8	36.386	76.2	2:52.789	
2	52.776	96.8	1:25.831	104.4	37.635	74.8	2:56.242		8	52.851	99.6	1:24.837	103.6	37.235	74.4	2:54.923	
3	53.216	94.8	1:27.951	103.1	39.181	73.3	3:00.348		9	54.343	96.4	1:24.677	102.1	35.524	75.3	2:54.544	
4	56.224	95.9	1:27.276	100.3	35.855	74.4	2:59.355		10	52.079	97.4	1:25.154	104.2	36.628	75.4	2:53.861	
5	52.711	96.7	1:25.177	100.8	36.418	75.4	2:54.306		11	53.012	98.5	1:25.527	102.1	35.283	75.8	2:53.822	
6	52.667	92.9	1:23.935	101.4	35.644	75.5	2:52.246		12								

110 Larry Tucker (A) — Shelby Mustang GT350R

lap	Sect-1	Speed	Sect-2	Speed	Sect-3	Speed	Laptime	Pit	lap	Sect-1	Speed	Sect-2	Speed	Sect-3	Speed	Laptime	Pit
1		111.3	1:19.306	135.3	34.911	84.5	2:47.561		4	49.671	115.9	1:17.949	133.7	35.088	86.1	2:42.708	
2	49.126	117.1	1:18.381	133.9	34.266	84.9	2:41.773		5	48.786	121.1	1:18.527	129.3	35.220	83.7	2:42.533	
3	48.667	114.3	1:18.151	128.6	34.776	86.7	2:41.594		6	49.264	120.5	1:18.076	127.3	34.836	83.7	2:42.176	

111 Richard Plant (A) — Morgan Plus 8

lap	Sect-1	Speed	Sect-2	Speed	Sect-3	Speed	Laptime	Pit	lap	Sect-1	Speed	Sect-2	Speed	Sect-3	Speed	Laptime	Pit
1		115.7	1:14.754	127.1	32.806	89.0	2:34.062		7	47.057	105.4	1:16.965	122.5	34.028	89.3	2:38.050	
2	46.345	117.7	1:14.944	126.9	32.597	88.7	2:33.886		8	47.193	113.9	1:16.144	118.8	34.474	85.5	2:37.811	
3	46.723	118.1	1:14.922	127.1	33.101	87.2	2:34.746		9	49.264	112.4	1:17.685	122.2	33.718	89.6	2:40.667	
4	47.333	114.9	1:15.479	123.8	33.750	91.0	2:36.562		10	48.540	114.9	1:16.188	125.9	33.424	89.9	2:38.152	
5	47.567	116.7	1:15.710	126.1	33.943	91.0	2:37.220		11	47.999	112.8	1:16.539	120.7	35.431	85.8	2:39.969	
6	47.959	117.7	1:16.193	124.7	33.746	88.2	2:37.898		12	48.519	114.7	1:17.216	124.5	34.170	87.6	2:39.905	

114 Jai Sharma (7B) — Ferrari 308 GTB

lap	Sect-1	Speed	Sect-2	Speed	Sect-3	Speed	Laptime	Pit	lap	Sect-1	Speed	Sect-2	Speed	Sect-3	Speed	Laptime	Pit
1		107.0	1:22.584	122.5	36.262	83.1	2:57.483		7	49.290	102.6	1:19.715	107.0	35.558	87.0	2:44.563	
2	49.431	110.2	1:20.177	123.6	34.449	87.1	2:44.057		8	49.208	114.1	1:19.526	124.7	36.213	75.7	2:44.947	
3	50.173	109.1	1:20.072	124.5	34.787	87.9	2:45.032		9	49.407	112.8	1:20.203	122.9	33.984	86.3	2:43.594	
4	49.143	111.5	1:18.967	123.6	35.080	87.8	2:43.190		10	49.162	112.6	1:19.262	122.9	33.775	87.4	2:42.199	
5	48.631	113.2	1:18.414	124.5	34.333	86.7	2:41.378		11	48.580	113.4	1:20.117	120.9	34.890	82.3	2:43.587	
6	48.737	114.3	1:18.791	122.9	33.885	87.2	2:41.413		12	1:20.697	107.5	1:19.792	123.1	34.508	87.4	3:14.997	

119 Jonathan Edwards (A) — Morgan Plus 8

lap	Sect-1	Speed	Sect-2	Speed	Sect-3	Speed	Laptime	Pit	lap	Sect-1	Speed	Sect-2	Speed	Sect-3	Speed	Laptime	Pit
1		119.8	1:16.239	125.9	33.031	91.3	2:38.424		7	47.324	107.4	1:16.915	125.4	32.739	91.1	2:36.978	
2	47.720	115.9	1:16.609	126.4	33.160	90.7	2:37.489		8	47.485	116.3	1:16.318	121.4	34.425	90.8	2:38.228	
3	48.322	114.7	1:16.362	128.1	33.169	88.0	2:37.853		9	48.213	115.5	1:17.883	122.9	34.023	88.1	2:40.119	
4	47.434	115.3	1:15.537	129.8	33.274	90.7	2:36.245		10	48.221	116.1	1:16.527	126.6	33.709	90.6	2:38.457	
5	47.932	117.1	1:16.119	126.6	33.054	91.8	2:37.105		11	47.244	117.7	1:15.849	127.1	33.214	89.9	2:36.307	
6	46.821	117.1	1:16.609	126.9	32.654	91.8	2:36.084		12	48.231	116.1	1:16.218	127.8	33.427	90.8	2:37.876	

122 Jeremy Clark (7C) — Lotus Elan S4

lap	Sect-1	Speed	Sect-2	Speed	Sect-3	Speed	Laptime	Pit	lap	Sect-1	Speed	Sect-2	Speed	Sect-3	Speed	Laptime	Pit
1		114.5	1:17.098	125.2	33.075	88.0	2:39.090		7	48.962	105.0	1:17.799	123.4	33.098	88.8	2:39.859	
2	48.516	114.7	1:17.346	123.4	33.566	88.6	2:39.428		8	48.505	115.5	1:17.331	122.7	34.079	87.3	2:39.915	
3	48.500	113.9	1:16.684	124.0	33.156	88.8	2:38.340		9	48.169	114.5	1:17.371	119.4	33.119	89.2	2:38.659	
4	48.665	114.3	1:17.000	124.0	33.474	85.8	2:39.139		10	48.051	115.7	1:19.928	123.4	33.718	86.1	2:41.697	
5	48.654	114.1	1:17.066	123.6	33.214	88.7	2:38.934		11	48.070	116.3	1:16.910	124.5	33.049	88.0	2:38.029	
6	48.005	116.1	1:17.238	124.3	33.252	86.6	2:38.495		12	47.989	115.3	1:16.891	125.2	33.245	88.2	2:38.125	

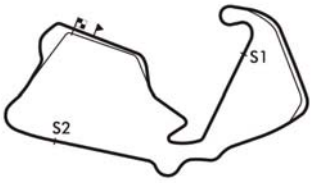

Session Start: 15:06:22 - Finish: 15:37:28
Weather/Track Conditions: Overcast / Dry
Circuit: Silverstone Grand Prix Wing
Track Length: 5.891 Km - 3.6605 miles

Printed: 21-07-2018 - 15:46

Silverstone Classic - 20 - 22 Jul 2018

HSCC Road Sports ('47 - '79)

Race 6 - Sector Analysis

130 John Williams (7B) — Porsche 911SC

lap	Sect-1	Speed	Sect-2	Speed	Sect-3	Speed	Laptime	Pit	lap	Sect-1	Speed	Sect-2	Speed	Sect-3	Speed	Laptime	Pit
1		114.9	1:17.515	122.5	33.521	85.3	2:42.555		7	48.399	114.5	1:17.632	121.1	32.879	87.9	2:38.910	
2	48.679	114.1	1:17.574	122.7	33.624	87.1	2:39.877		8	48.033	113.2	1:17.644	119.6	33.069	87.5	2:38.746	
3	47.855	113.7	1:17.349	122.0	33.153	86.4	2:38.357		9	47.495	113.2	1:17.485	120.7	33.180	88.7	2:38.160	
4	47.820	114.1	1:17.915	121.1	33.420	83.2	2:39.155		10	48.258	113.4	1:36.227	119.4	33.304	86.7	2:57.789	
5	48.608	115.5	1:18.595	121.6	32.716	88.7	2:39.919		11	48.827	113.2	1:18.006	121.4	34.291	87.1	2:41.124	
6	47.920	114.3	1:18.433	120.1	32.584	88.9	2:38.937		12	49.518	113.2	1:20.265	120.5	34.372	81.2	2:44.155	

137 Mervyn Selwyn (C) — Lotus Elan S3

lap	Sect-1	Speed	Sect-2	Speed	Sect-3	Speed	Laptime	Pit	lap	Sect-1	Speed	Sect-2	Speed	Sect-3	Speed	Laptime	Pit
1		97.7	1:24.894	103.1	36.116	80.6	3:11.235		5	50.638	107.7	1:21.825	109.8	36.186	78.6	2:48.649	
2	52.907	100.3	1:22.971	114.3	36.205	79.3	2:52.083		6	51.976	98.1	1:22.052	113.4	35.849	79.3	2:49.877	
3	51.556	108.2	1:22.431	110.2	36.597	78.9	2:50.584		7	51.307	106.7	1:23.732	107.4	37.454	78.8	2:52.493	
4	51.594	103.7	1:21.795	114.9	36.102	81.0	2:49.491		8								

142 Laurie Tucker (E) — MG Ashley GT

lap	Sect-1	Speed	Sect-2	Speed	Sect-3	Speed	Laptime	Pit	lap	Sect-1	Speed	Sect-2	Speed	Sect-3	Speed	Laptime	Pit
1		95.6	1:26.969	108.9	37.337	79.2	3:16.515		7	52.241	102.6	1:23.389	108.4	37.172		2:52.802	
2	53.338	104.9	1:23.764	112.2	37.042	77.7	2:54.144		8				109.8	35.816	79.7	2:52.966	
3	52.674	102.5	1:26.381	113.0	39.708	78.2	2:58.763		9	53.380	103.2	1:25.768	110.9	35.556	80.8	2:54.704	
4	52.367	104.9	1:23.558	109.8	35.931	81.2	2:51.856		10	52.258	104.5	1:24.122	110.2	36.491	81.0	2:52.871	
5	51.507	103.6	1:23.343	109.8	34.952	80.4	2:49.802		11	52.328	104.4	1:23.221	111.3	36.392	80.2	2:51.941	
6	52.782	92.7	1:23.390	110.2	35.028	81.5	2:51.200		12								

154 Philip St Clair Tisdall (A) — Morgan Plus 8

lap	Sect-1	Speed	Sect-2	Speed	Sect-3	Speed	Laptime	Pit	lap	Sect-1	Speed	Sect-2	Speed	Sect-3	Speed	Laptime	Pit
1		101.5	1:25.285	112.0	38.538	80.7	3:19.533		7	50.811	105.4	1:22.977	100.0	41.128	78.0	2:54.916	
2	52.632	105.7	1:22.497	104.0	37.248	79.7	2:52.377		8	52.667	100.0	1:23.679	109.3	39.451	77.2	2:55.797	
3	52.334	88.5	1:24.582	110.0	39.925	75.6	2:56.841		9	53.491	97.1	1:22.569	109.3	37.854	83.1	2:53.914	
4	51.060	103.4	1:22.688	115.1	35.566	82.5	2:49.314		10	54.160	98.5	1:22.805	111.7	37.367	81.9	2:54.332	
5	50.674	102.1	1:22.192	115.9	35.536	82.2	2:48.402		11	50.797	106.4	1:20.504	113.9	35.568	81.8	2:46.869	
6	51.848	85.2	1:21.598	112.4	35.334	77.8	2:48.780		12								

155 Nick Savage (A) — Chevrolet Camaro

lap	Sect-1	Speed	Sect-2	Speed	Sect-3	Speed	Laptime	Pit	lap	Sect-1	Speed	Sect-2	Speed	Sect-3	Speed	Laptime	Pit
1		105.8	1:26.060	113.0	38.514	80.5	3:19.108		7	51.710	108.2	1:24.562	102.1	38.627	77.3	2:54.899	
2	52.994	104.7	1:23.789	108.9	37.921	79.8	2:54.704		8	53.800	108.6	1:25.115	113.0	37.386	73.0	2:56.301	
3	54.515	108.4	1:24.041	112.8	38.714	75.7	2:57.270		9	52.223	109.5	1:22.840	116.3	37.876	81.2	2:52.939	
4	54.078	103.9	1:26.175	110.9	36.867	79.4	2:57.120		10	51.114	114.9	1:24.787	119.8	37.122	76.6	2:53.023	
5	52.359	110.4	1:23.079	113.9	36.702	81.4	2:52.140		11	51.749	108.8	1:22.345	122.9	37.404	75.9	2:51.498	
6	51.742	93.1	1:24.657	112.4	36.546	77.3	2:52.945		12								

172 Russell Paterson (7A) — Morgan Plus 8

lap	Sect-1	Speed	Sect-2	Speed	Sect-3	Speed	Laptime	Pit	lap	Sect-1	Speed	Sect-2	Speed	Sect-3	Speed	Laptime	Pit
1		116.5	1:16.393	120.9	34.451	86.5	2:41.909		7	48.098	115.9	1:17.197	121.6	34.103	85.4	2:39.398	
2	49.223	111.8	1:17.203	123.6	34.578	81.8	2:41.004		8	48.755	114.7	1:25.795	91.6	35.247	83.0	2:49.797	
3	47.977	115.7	1:17.390	122.5	34.143	90.6	2:39.510		9	50.249	91.4	1:21.081	95.1	34.672	87.4	2:46.002	
4	48.033	114.5	1:17.307	122.9	33.039	91.0	2:38.379		10	49.782	89.6	1:21.241	93.9	33.924	89.0	2:44.947	
5	49.090	114.7	1:17.595	124.3	33.314	87.0	2:39.999		11	50.216	90.7	1:20.888	92.2	34.363	86.8	2:45.467	
6	48.596	112.2	1:18.420	122.2	32.837	91.0	2:39.853		12	50.941	91.4	1:21.535	93.7	34.095	87.8	2:46.571	

177 Barry Davison (C) — Lotus Elan S3

lap	Sect-1	Speed	Sect-2	Speed	Sect-3	Speed	Laptime	Pit	lap	Sect-1	Speed	Sect-2	Speed	Sect-3	Speed	Laptime	Pit
1		110.4	1:21.538	122.7	36.499	78.5	2:54.012		7	49.083	100.8	1:18.490	108.1	37.028	82.9	2:44.601	
2	49.982	108.1	1:19.596	124.5	34.880	82.4	2:44.458		8	48.683	115.5	1:20.737	123.6	38.281	83.6	2:47.701	
3	48.636	115.5	1:19.162	125.9	36.016	82.1	2:43.814		9	50.002	113.4	1:20.028	123.1	36.348	83.2	2:46.378	
4	48.921	115.5	1:19.660	118.8	34.918	87.4	2:43.499		10	49.426	111.1	1:19.772	125.2	34.194	85.3	2:43.392	
5	49.658	113.2	1:19.572	122.2	34.517	87.5	2:43.747		11	48.655	115.5	1:19.735	120.7	34.205	80.7	2:42.595	
6	49.229	112.8	1:18.809	123.1	33.940	84.2	2:41.978		12	49.935	115.9	1:18.910	122.9	34.582	88.0	2:43.427	

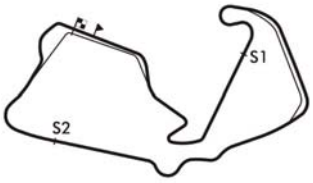

Session Start: 15:06:22 - Finish: 15:37:28
Weather/Track Conditions: Overcast / Dry
Circuit: Silverstone Grand Prix Wing
Track Length: 5.891 Km - 3.6605 miles
Printed: 21-07-2018 - 15:46

MST
Results: www.mstworld.com. Live Timing: https://livetiming.getraceresults.com/mst. Email: timing@mstworld.com

Silverstone Classic - 20 - 22 Jul 2018

HSCC Road Sports ('47 - '79)

Race 6 - Sector Analysis

242	Michael Birch (G)								Lotus Elite								
lap	Sect-1	Speed	Sect-2	Speed	Sect-3	Speed	Laptime	Pit	lap	Sect-1	Speed	Sect-2	Speed	Sect-3	Speed	Laptime	Pit
1		94.3	1:26.837	106.4	35.952	77.6	3:17.539		7	52.742	98.1	1:24.379	105.8	37.884	78.3	2:55.005	
2	53.513	99.3	1:24.653	107.0	36.988	78.3	2:55.154		8	53.082	97.4	1:24.248	106.0	37.627	77.8	2:54.957	
3	53.022	97.5	1:25.361	108.6	38.940	76.7	2:57.323		9	52.710	97.8	1:23.939	107.0	35.861	78.1	2:52.510	
4	54.751	97.7	1:24.684	106.7	35.993	78.3	2:55.428		10	52.390	100.0	1:23.685	107.2	36.873	77.9	2:52.948	
5	53.002	98.3	1:24.445	105.5	35.885	78.4	2:53.332		11	52.979	99.6	1:24.153	103.9	36.464	74.6	2:53.596	
6	52.497	98.8	1:24.338	105.0	35.441	77.7	2:52.276		12								

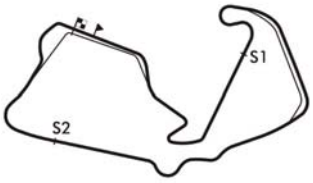

Session Start: 15:06:22 - Finish: 15:37:28
Weather/Track Conditions: Overcast / Dry
Circuit: Silverstone Grand Prix Wing
Track Length: 5.891 Km - 3.6605 miles

Printed: 21-07-2018 - 15:46

Silverstone Classic - 20 - 22 Jul 2018

HSCC Road Sports ('47 - '79)

Race 6 - Best Sector Times

	SECTOR 1			SECTOR 2			SECTOR 3		
	NO	TIME	LAP	NO	TIME	LAP	NO	TIME	LAP
1	26	45.868	2	111	1:14.754	1	26	31.589	1
2	111	46.345	2	98	1:14.816	1	130	32.584	6
3	119	46.821	6	26	1:14.947	2	111	32.597	2
4	71	46.936	2	119	1:15.537	4	24	32.614	2
5	30	47.111	3	71	1:16.069	2	71	32.628	1
6	130	47.495	9	30	1:16.207	8	119	32.654	6
7	98	47.578	2	172	1:16.393	1	98	32.792	1
8	24	47.684	2	24	1:16.498	5	172	32.837	6
9	19	47.699	6	8	1:16.559	10	50	33.040	5
10	50	47.720	11	46	1:16.609	3	122	33.049	11
11	72	47.946	5	19	1:16.668	3	19	33.245	5
12	172	47.977	3	122	1:16.684	3	72	33.457	1
13	8	47.987	8	50	1:17.046	9	30	33.458	6
14	122	47.989	12	130	1:17.349	3	42	33.502	6
15	84	48.155	12	42	1:17.850	1	46	33.523	1
16	46	48.159	4	110	1:17.949	4	8	33.627	3
17	42	48.415	4	61	1:17.966	5	84	33.654	2
18	37	48.450	4	84	1:17.994	11	114	33.775	10
19	20	48.512	9	20	1:18.216	10	177	33.940	6
20	114	48.580	11	37	1:18.395	5	36	34.178	1
21	35	48.630	4	114	1:18.414	5	20	34.201	10
22	177	48.636	3	72	1:18.447	12	110	34.266	2
23	65	48.646	11	177	1:18.490	7	92	34.374	2
24	110	48.667	3	11	1:18.580	2	61	34.396	6
25	61	48.905	9	4	1:18.793	5	11	34.419	1
26	45	49.232	3	36	1:18.860	2	70	34.616	12
27	11	49.370	2	35	1:18.945	5	37	34.659	11
28	57	49.402	11	70	1:19.318	4	57	34.763	2
29	70	49.581	5	57	1:19.440	11	1	34.768	5
30	4	49.636	5	45	1:19.485	3	35	34.853	5
31	36	49.867	2	65	1:19.570	12	142	34.952	5
32	92	49.881	6	92	1:19.642	10	4	35.096	5
33	53	49.917	4	16	1:19.785	1	74	35.103	5
34	55	50.174	2	31	1:20.382	5	45	35.147	1
35	16	50.317	2	154	1:20.504	11	100	35.283	11
36	31	50.439	5	53	1:20.551	11	14	35.333	2
37	137	50.638	5	55	1:21.168	2	154	35.334	6
38	154	50.674	5	14	1:21.237	4	242	35.441	6
39	12	51.029	4	137	1:21.795	4	38	35.455	1
40	14	51.058	8	80	1:21.804	10	80	35.458	9
41	155	51.114	10	12	1:22.063	6	65	35.487	11
42	1	51.250	6	155	1:22.345	11	55	35.498	3
43	80	51.479	5	74	1:22.495	5	78	35.514	6
44	142	51.507	5	78	1:22.654	4	7	35.555	6
45	10	51.600	10	38	1:22.672	9	53	35.560	1
46	44	51.601	7	10	1:22.829	5	12	35.602	4
47	74	51.765	6	1	1:22.883	5	44	35.625	6

IDEAL / BEST LAP COMPARISON

NO	NAME	BEST	IN	IDEAL	DIFF
26	John Davison	2:32.658	1	2:32.404	+0.254
111	Richard Plant	2:33.886	2	2:33.696	+0.190
98	Kevin Kivlochan	2:34.605	1	2:35.186	+-0.581
71	Julian Barter	2:35.890	2	2:35.633	+0.257
119	Jonathan Edwards	2:36.084	6	2:35.012	+1.072
24	Charles Barter	2:37.092	2	2:36.796	+0.296
122	Jeremy Clark	2:38.029	11	2:37.722	+0.307
50	John Dickson	2:38.153	6	2:37.806	+0.347
130	John Williams	2:38.160	9	2:37.428	+0.732
30	Tim Pearce	2:38.316	3	2:36.776	+1.540
172	Russell Paterson	2:38.379	4	2:37.207	+1.172
46	Paul Tooms	2:38.420	4	2:38.291	+0.129
19	Will Leverett	2:38.681	6	2:37.612	+1.069
8	Mark Godfrey	2:39.737	10	2:38.173	+1.564
72	Jim Dean	2:40.778	5	2:39.850	+0.928
42	David Karaskas	2:41.240	6	2:39.767	+1.473
84	Ian Burford	2:41.357	5	2:39.803	+1.554
114	Jai Sharma	2:41.378	5	2:40.769	+0.609
110	Larry Tucker	2:41.594	3	2:40.882	+0.712
20	Mark Leverett	2:41.947	10	2:40.929	+1.018
177	Barry Davison	2:41.978	6	2:41.066	+0.912
37	Nic Strong	2:42.260	5	2:41.504	+0.756
61	Larry Kennedy	2:42.462	5	2:41.267	+1.195
35	Robert Gate	2:42.647	5	2:42.428	+0.219
4	Bruce Stapleton	2:43.525	5	2:43.525	+0.000
57	Colin Sharp	2:44.016	11	2:43.605	+0.411
92	Brian Jarvis	2:44.674	6	2:43.897	+0.777
45	Barry Ashdown	2:44.695	2	2:43.864	+0.831
70	Steve Skipworth	2:44.861	12	2:43.515	+1.346
65	Stephen Cooke	2:44.967	11	2:43.703	+1.264
31	Mark Bennett	2:46.597	5	2:46.597	+0.000
154	Philip St Clair Tisdal	2:46.869	11	2:46.512	+0.357
53	Adrian Gilbert	2:47.310	11	2:46.028	+1.282
16	Robert Rowe	2:47.433	2	2:46.219	+1.214
55	Stephen Bellerby	2:48.086	2	2:46.840	+1.246
14	Chris Holland	2:48.481	5	2:47.628	+0.853
137	Mervyn Selwyn	2:48.649	5	2:48.282	+0.367
36	Daniel Pickett	2:49.119	1	2:42.905	+6.214
80	John Shaw	2:49.244	5	2:48.741	+0.503
12	Johan Denekamp	2:49.572	4	2:48.694	+0.878
1	Dick Coffey	2:49.680	6	2:48.901	+0.779
142	Laurie Tucker	2:49.802	5	2:49.680	+0.122
74	Mike Neumann	2:50.568	5	2:49.363	+1.205
38	James Owen	2:50.665	8	2:50.042	+0.623
11	Howard Payne	2:50.699	1	2:42.369	+8.330
78	Mark Dudley	2:51.039	6	2:50.440	+0.599
21	Will Morton	2:51.389	4	2:50.813	+0.576

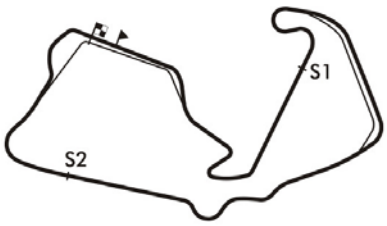

Session Start: 15:06:22 - Finish: 15:37:28
Weather/Track Conditions: Overcast / Dry
Circuit: Silverstone Grand Prix Wing
Track Length: 5.891 Km - 3.6605 miles

Printed: 21-07-2018 - 15:46

Silverstone Classic - 20 - 22 Jul 2018

HSCC Road Sports ('47 - '79)

Race 6 - Best Sector Times

48	38	51.915	5	21	1:22.997	4	21	35.685	5
49	100	52.079	10	142	1:23.221	11	31	35.776	5
50	21	52.131	5	44	1:23.273	7	137	35.849	6
51	78	52.272	5	7	1:23.537	7	16	36.117	1
52	242	52.390	10	242	1:23.685	10	10	36.167	11
53	7	52.403	4	100	1:23.935	6	15	36.445	9
54	15	53.177	1	15	1:24.226	1	155	36.546	6
55	76	54.027	2	76	1:26.417	1	17	36.660	10
56	17	54.127	11	17	1:28.083	9	76	36.846	1
57	54	59.728	1	54	1:35.503	1	54	40.654	9

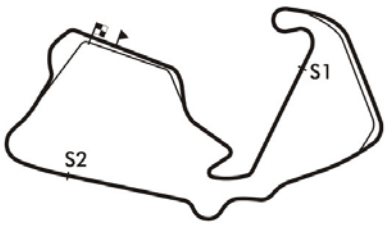

Session Start: 15:06:22 - Finish: 15:37:28
Weather/Track Conditions: Overcast / Dry
Circuit: Silverstone Grand Prix Wing
Track Length: 5.891 Km - 3.6605 miles

Printed: 21-07-2018 - 15:46

Silverstone Classic - 20 - 22 Jul 2018

HSCC Road Sports ('47 - '79)

Race 6 - Best Sector Times

155	Nick Savage	2:51.498	11	2:50.005	+1.493
44	Ken Rorrison	2:51.802	6	2:50.499	+1.303
10	Nigel Ashley	2:51.897	5	2:50.596	+1.301
7	David Tomkinson	2:52.006	4	2:51.495	+0.511
100	Drew Nicholson	2:52.246	6	2:51.297	+0.949
242	Michael Birch	2:52.276	6	2:51.516	+0.760
15	Mike Eagles	2:55.328	9	2:53.848	+1.480
17	Teifion Salisbury	2:59.662	9	2:58.870	+0.792
76	David Erwin	3:00.125	4	2:57.290	+2.835
54	Steven Camplin	3:17.753	9	3:15.885	+1.868

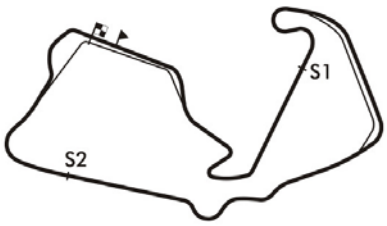

Session Start: 15:06:22 - Finish: 15:37:28
Weather/Track Conditions: Overcast / Dry
Circuit: Silverstone Grand Prix Wing
Track Length: 5.891 Km - 3.6605 miles

Printed: 21-07-2018 - 15:46

Silverstone Classic - 20 - 22 Jul 2018

HSCC Road Sports ('47 - '79)

Race 6 - Best Sector Speeds

	NO	SECTOR 1	MPH	NO	SECTOR 2	MPH	NO	SECTOR 3	MPH
1	110	Larry Tucker	121.1	110	Larry Tucker	135.3	26	John Davison	92.3
2	50	John Dickson	120.7	50	John Dickson	131.8	119	Jonathan Edwards	91.8
3	119	Jonathan Edwards	119.8	119	Jonathan Edwards	129.8	50	John Dickson	91.6
4	19	Will Leverett	119.4	37	Nic Strong	129.6	111	Richard Plant	91.0
5	71	Julian Barter	118.8	30	Tim Pearce	128.3	172	Russell Paterson	91.0
6	37	Nic Strong	118.1	98	Kevin Kivlochan	127.6	71	Julian Barter	90.1
7	111	Richard Plant	118.1	71	Julian Barter	127.3	19	Will Leverett	89.7
8	26	John Davison	117.7	111	Richard Plant	127.1	98	Kevin Kivlochan	89.7
9	30	Tim Pearce	116.7	42	David Karaskas	126.9	72	Jim Dean	89.4
10	72	Jim Dean	116.7	177	Barry Davison	125.9	122	Jeremy Clark	89.2
11	172	Russell Paterson	116.5	26	John Davison	125.4	24	Charles Barter	89.0
12	122	Jeremy Clark	116.3	24	Charles Barter	125.2	130	John Williams	88.9
13	42	David Karaskas	116.1	122	Jeremy Clark	125.2	30	Tim Pearce	88.8
14	35	Robert Gate	115.9	114	Jai Sharma	124.7	36	Daniel Pickett	88.8
15	53	Adrian Gilbert	115.9	19	Will Leverett	124.3	46	Paul Tooms	88.8
16	98	Kevin Kivlochan	115.9	172	Russell Paterson	124.3	42	David Karaskas	88.7
17	177	Barry Davison	115.9	45	Barry Ashdown	123.8	8	Mark Godfrey	88.4
18	20	Mark Leverett	115.7	4	Bruce Stapleton	123.4	37	Nic Strong	88.2
19	130	John Williams	115.5	46	Paul Tooms	123.4	177	Barry Davison	88.0
20	8	Mark Godfrey	115.3	53	Adrian Gilbert	123.1	114	Jai Sharma	87.9
21	24	Charles Barter	115.1	20	Mark Leverett	122.9	11	Howard Payne	87.0
22	155	Nick Savage	114.9	61	Larry Kennedy	122.9	35	Robert Gate	87.0
23	61	Larry Kennedy	114.7	155	Nick Savage	122.9	84	Ian Burford	86.8
24	46	Paul Tooms	114.5	130	John Williams	122.7	110	Larry Tucker	86.7
25	114	Jai Sharma	114.3	35	Robert Gate	122.5	4	Bruce Stapleton	86.4
26	36	Daniel Pickett	113.0	72	Jim Dean	122.2	14	Chris Holland	86.2
27	4	Bruce Stapleton	112.0	8	Mark Godfrey	122.0	20	Mark Leverett	86.1
28	45	Barry Ashdown	111.8	70	Steve Skipworth	121.8	70	Steve Skipworth	86.0
29	84	Ian Burford	111.3	55	Stephen Bellerby	120.7	45	Barry Ashdown	85.1
30	11	Howard Payne	111.1	11	Howard Payne	120.5	65	Stephen Cooke	84.9
31	65	Stephen Cooke	110.9	36	Daniel Pickett	119.8	53	Adrian Gilbert	84.8
32	31	Mark Bennett	109.5	12	Johan Denekamp	118.1	57	Colin Sharp	84.4
33	14	Chris Holland	109.1	65	Stephen Cooke	118.1	61	Larry Kennedy	84.2
34	57	Colin Sharp	108.9	10	Nigel Ashley	117.7	92	Brian Jarvis	83.8
35	16	Robert Rowe	108.8	57	Colin Sharp	117.5	31	Mark Bennett	83.4
36	55	Stephen Bellerby	108.6	80	John Shaw	117.5	154	Philip St Clair Tisdall	83.1
37	70	Steve Skipworth	108.2	31	Mark Bennett	117.3	15	Mike Eagles	82.5
38	80	John Shaw	108.2	154	Philip St Clair Tisdall	115.9	38	James Owen	81.9
39	137	Mervyn Selwyn	108.2	84	Ian Burford	115.7	142	Laurie Tucker	81.5
40	10	Nigel Ashley	108.1	137	Mervyn Selwyn	114.9	10	Nigel Ashley	81.4

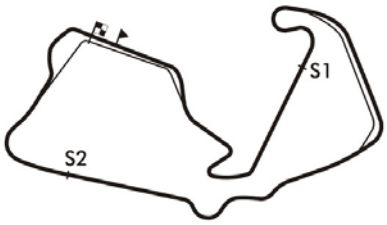

Session Start: 15:06:22 - Finish: 15:37:28
Weather/Track Conditions: Overcast / Dry
Circuit: Silverstone Grand Prix Wing
Track Length: 5.891 Km - 3.6605 miles
Printed: 21-07-2018 - 15:47

Silverstone Classic - 20 - 22 Jul 2018

HSCC Road Sports ('47 - '79)

Race 6 - Best Sector Speeds

41	154	Philip St Clair Tisdall	106.4	16	Robert Rowe	114.3	155	Nick Savage	81.4
42	12	Johan Denekamp	106.0	14	Chris Holland	113.0	55	Stephen Bellerby	81.1
43	92	Brian Jarvis	105.8	15	Mike Eagles	113.0	1	Dick Coffey	81.0
44	142	Laurie Tucker	104.9	92	Brian Jarvis	113.0	137	Mervyn Selwyn	81.0
45	15	Mike Eagles	103.1	142	Laurie Tucker	113.0	80	John Shaw	80.7
46	38	James Owen	102.6	38	James Owen	111.3	16	Robert Rowe	80.4
47	1	Dick Coffey	102.3	21	Will Morton	108.8	12	Johan Denekamp	79.9
48	44	Ken Rorrison	101.2	242	Michael Birch	108.6	21	Will Morton	79.6
49	78	Mark Dudley	101.2	1	Dick Coffey	108.4	74	Mike Neumann	79.5
50	21	Will Morton	100.6	44	Ken Rorrison	107.2	7	David Tomkinson	79.4
51	74	Mike Neumann	100.6	74	Mike Neumann	106.7	44	Ken Rorrison	78.9
52	242	Michael Birch	100.0	7	David Tomkinson	105.5	242	Michael Birch	78.4
53	100	Drew Nicholson	99.6	78	Mark Dudley	105.2	78	Mark Dudley	78.1
54	7	David Tomkinson	99.3	17	Teifion Salisbury	105.0	17	Teifion Salisbury	77.6
55	17	Teifion Salisbury	97.5	100	Drew Nicholson	104.9	100	Drew Nicholson	77.2
56	76	David Erwin	96.6	76	David Erwin	101.1	76	David Erwin	75.0
57	54	Steven Camplin	91.7	54	Steven Camplin	97.5	54	Steven Camplin	69.1

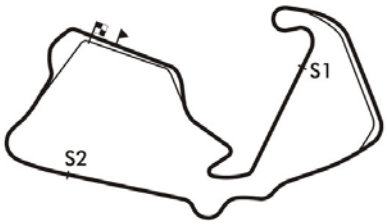

Session Start: 15:06:22 - Finish: 15:37:28
Weather/Track Conditions: Overcast / Dry
Circuit: Silverstone Grand Prix Wing
Track Length: 5.891 Km - 3.6605 miles

Printed: 21-07-2018 - 15:47

Silverstone Classic - 20 - 22 Jul 2018

HSCC Road Sports ('47 - '79)

Race 6 - Lap Chart

Lap 1			Lap 2			Lap 3			Lap 4			Lap 5			Lap 6		
NO	Behind	Laptime	NO	Behind	Laptime	NO	Behind	Laptime	NO	Behind	Laptime	NO	Behind	Laptime	NO	Behind	Laptime
26		2:32.658	26		2:32.688	26		2:33.409	26		2:34.131	26		2:38.310	26		2:34.860
111	1.404	2:34.062	111	2.602	2:33.886	111	3.939	2:34.746	111	6.370	2:36.562	17	1 LAP	3:06.657	111	8.318	2:37.898
98	1.947	2:34.605	71	7.308	2:35.890	71	11.533	2:37.634	54	1 LAP	3:21.616	111	5.280	2:37.220	15	1 LAP	3:22.772
71	4.106	2:36.764	98	8.128	2:38.869	98	13.544	2:38.825	71	14.965	2:37.563	71	13.767	2:37.112	71	15.798	2:36.891
119	5.766	2:38.424	119	10.567	2:37.489	119	15.011	2:37.853	119	17.125	2:36.245	119	15.920	2:37.105	119	17.144	2:36.084
122	6.432	2:39.090	24	11.065	2:37.092	24	15.426	2:37.770	98	17.774	2:38.361	98	16.808	2:37.344	98	19.222	2:37.274
24	6.661	2:39.319	122	13.172	2:39.428	122	18.103	2:38.340	24	18.933	2:37.638	24	19.049	2:38.426	24	22.927	2:38.738
50	8.405	2:41.063	50	14.895	2:39.178	50	20.604	2:39.118	122	23.111	2:39.139	122	23.735	2:38.934	122	27.370	2:38.495
172	9.251	2:41.909	30	16.458	2:39.454	30	21.365	2:38.316	50	26.261	2:39.788	30	27.335	2:38.775	17	1 LAP	3:03.830
30	9.692	2:42.350	130	17.086	2:39.877	130	22.034	2:38.357	30	26.870	2:39.636	130	28.667	2:39.919	30	31.047	2:38.572
130	9.897	2:42.555	172	17.567	2:41.004	172	23.668	2:39.510	130	27.058	2:39.155	172	29.605	2:39.999	130	32.744	2:38.937
19	10.283	2:42.941	19	17.576	2:39.981	19	24.899	2:40.732	172	27.916	2:38.379	50	30.574	2:42.623	50	33.867	2:38.153
46	10.348	2:43.006	46	18.016	2:40.356	46	25.234	2:40.627	46	29.523	2:38.420	19	31.571	2:39.966	172	34.598	2:39.853
42	12.054	2:44.712	42	20.911	2:41.545	42	28.945	2:41.443	19	29.915	2:39.147	46	35.905	2:44.692	19	35.392	2:38.681
72	13.254	2:45.912	72	21.484	2:40.918	72	29.711	2:41.636	42	36.090	2:41.276	72	39.531	2:40.778	42	46.715	2:41.240
110	14.903	2:47.561	110	23.988	2:41.773	110	32.173	2:41.594	72	37.063	2:41.483	42	40.335	2:42.555	72	48.144	2:43.473
16	16.159	2:48.817	45	29.323	2:44.695	37	41.436	2:44.533	110	40.750	2:42.708	110	44.973	2:42.533	110	52.289	2:42.176
36	16.461	2:49.119	20	29.585	2:44.471	20	42.041	2:45.865	37	49.603	2:42.298	37	53.553	2:42.260	46	52.685	2:51.640
45	17.316	2:49.974	37	30.312	2:43.249	61	42.557	2:43.754	20	51.174	2:43.264	54	1 LAP	3:19.676	37	1:01.627	2:42.934
20	17.802	2:50.460	16	30.904	2:47.433	177	43.529	2:43.814	61	51.707	2:43.281	20	55.485	2:42.621	8	1:02.539	2:41.140
11	18.041	2:50.699	61	32.212	2:43.643	84	44.993	2:43.933	177	52.897	2:43.499	61	55.859	2:42.462	84	1:04.839	2:43.139
37	19.751	2:52.409	177	33.124	2:44.458	8	46.154	2:45.423	8	53.255	2:41.232	8	56.259	2:41.314	20	1:04.950	2:44.325
61	21.257	2:53.915	8	34.140	2:43.639	70	47.025	2:46.270	84	53.513	2:42.651	84	56.560	2:41.357	177	1:05.452	2:41.978
177	21.354	2:54.012	70	34.164	2:45.314	114	47.817	2:45.032	114	56.876	2:43.190	177	58.334	2:43.747	61	1:06.170	2:45.171
70	21.538	2:54.196	84	34.469	2:41.634	35	50.082	2:44.120	70	58.568	2:45.674	114	59.944	2:41.378	114	1:06.497	2:41.413
92	21.865	2:54.523	92	35.963	2:46.786	92	51.420	2:48.866	35	59.353	2:43.402	35	1:03.690	2:42.647	**45**	3 LAPS	11:04.039
8	23.189	2:55.847	114	36.194	2:44.057	65	1:01.447	2:49.603	92	1:03.235	2:45.946	70	1:06.914	2:46.656	35	1:12.687	2:43.857
114	24.825	2:57.483	35	39.371	2:44.068	57	1:02.153	2:49.721	65	1:16.885	2:49.569	92	1:11.344	2:46.419	70	1:18.034	2:45.980
84	25.523	2:58.181	36	40.496	2:56.723	14	1:04.092	2:50.265	57	1:17.520	2:49.498	4	1:23.275	2:43.525	92	1:21.158	2:44.674
35	27.991	3:00.649	4	43.257	2:46.414	4	1:04.270	2:54.422	4	1:18.060	2:47.921	65	1:25.988	2:47.413	65	1:37.750	2:46.622
65	28.298	3:00.956	65	45.253	2:49.643	31	1:04.682	2:48.197	14	1:19.973	2:50.012	57	1:26.466	2:47.256	57	1:38.026	2:46.420
4	29.531	3:02.189	57	45.841	2:48.443	53	1:06.944	2:49.311	31	1:21.171	2:50.620	31	1:29.458	2:46.597	54	1 LAP	3:20.463
57	30.086	3:02.744	14	47.236	2:49.299	55	1:09.165	2:50.811	53	1:21.842	2:49.029	14	1:30.144	2:48.481	14	1:45.385	2:50.101
14	30.625	3:03.283	31	49.894	2:49.914	12	1:10.744	2:53.506	55	1:24.180	2:49.146	53	1:31.394	2:47.862	53	1:46.015	2:49.481
38	31.337	3:03.995	12	50.647	2:50.837	38	1:11.435	2:52.730	12	1:26.185	2:49.572	55	1:36.006	2:50.136	4	1:50.299	3:01.884
12	32.498	3:05.156	53	51.042	2:48.330	16	1:13.740	3:16.245	38	1:28.328	2:51.024	12	1:37.858	2:49.983	12	1:52.699	2:49.701
31	32.668	3:05.326	55	51.763	2:48.086	137	1:15.147	2:50.584	137	1:30.507	2:49.491	137	1:40.846	2:48.649	55	1:54.101	2:52.955
53	35.400	3:08.058	38	52.114	2:53.465	80	1:16.075	2:53.619	80	1:32.145	2:50.201	38	1:41.049	2:51.031	137	1:55.863	2:49.877
55	36.365	3:09.023	80	55.865	2:50.867	1	1:21.927	2:53.412	1	1:37.946	2:50.150	80	1:43.079	2:49.244	38	1:56.988	2:50.799
15	37.296	3:09.954	137	57.972	2:52.083	7	1:24.090	2:54.976	7	1:41.965	2:52.006	1	1:49.530	2:49.894	80	1:58.308	2:50.089
80	37.686	3:10.344	15	1:01.668	2:57.060	74	1:24.948	2:54.865	74	1:42.244	2:51.427	74	1:54.502	2:50.568	1	2:04.350	2:49.680
74	38.117	3:10.775	1	1:01.924	2:55.812	21	1:26.795	2:56.415	21	1:44.053	2:51.389	154	1:55.271	2:48.402	154	2:09.191	2:48.780
137	38.577	3:11.235	7	1:02.523	2:54.592	15	1:28.835	3:00.576	154	1:45.179	2:49.314	7	1:57.062	2:53.407	74	2:10.797	2:51.155
1	38.800	3:11.458	78	1:03.128	2:56.033	36	1:29.653	3:22.566	142	1:48.392	2:51.856	21	1:57.277	2:51.534	21	2:15.928	2:53.511
78	39.783	3:12.441	74	1:03.492	2:58.063	44	1:29.695	2:58.975	44	1:49.411	2:53.847	142	1:59.884	2:49.802	142	2:16.224	2:51.200
7	40.619	3:13.277	21	1:03.789	2:52.990	154	1:29.996	2:56.841	78	1:50.179	2:53.995	78	2:03.451	2:51.582	7	2:17.141	2:54.939
100	41.160	3:13.818	44	1:04.129	2:53.622	78	1:30.315	3:00.596	242	1:52.558	2:55.428	44	2:04.034	2:52.933	78	2:19.630	2:51.039
44	43.195	3:15.853	100	1:04.714	2:56.242	142	1:30.667	2:58.763	10	1:54.884	2:57.185	242	2:07.580	2:53.332	44	2:20.976	2:51.802
21	43.487	3:16.145	142	1:05.313	2:54.144	242	1:31.261	2:57.323	155	1:55.316	2:57.120	10	2:08.471	2:51.897	242	2:24.996	2:52.276
142	43.857	3:16.515	154	1:06.564	2:52.377	100	1:31.653	3:00.348	100	1:56.877	2:59.355	155	2:09.146	2:52.140	10	2:26.645	2:53.034
242	44.881	3:17.539	242	1:07.347	2:55.154	10	1:31.830	2:55.810	15	2:03.529	3:08.825	100	2:12.873	2:54.306	155	2:27.231	2:52.945
155	46.450	3:19.108	155	1:08.466	2:54.704	155	1:32.327	2:57.270	16	2:04.437	3:24.828	16	2:22.127	2:56.000	100	2:30.259	2:52.246
154	46.875	3:19.533	10	1:09.429	2:54.262	76	1:45.946	3:02.506	76	2:11.940	3:00.125	76	2:34.493	3:00.863			

Session Start: 15:06:22 - Finish: 15:37:28
Weather/Track Conditions: Overcast / Dry
Circuit: Silverstone Grand Prix Wing
Track Length: 5.891 Km - 3.6605 miles
Printed: 21-07-2018 - 15:47

MST
Results: www.mstworld.com. Live Timing: https://livetiming.getraceresults.com/mst. Email: timing@mstworld.com

Silverstone Classic - 20 - 22 Jul 2018

HSCC Road Sports ('47 - '79)

Race 6 - Lap Chart

Lap 7			Lap 8			Lap 9			Lap 10			Lap 11			Lap 12		
NO	Behind	Laptime	NO	Behind	Laptime	NO	Behind	Laptime	NO	Behind	Laptime	NO	Behind	Laptime	NO	Behind	Laptime
26		2:35.384	26		2:39.695	26		2:36.143	26		2:38.074	26		2:34.816	26		2:36.334
111	10.984	2:38.050	242	1 LAP	2:55.005	154	1 LAP	2:55.797	55	1 LAP	2:50.996	14	1 LAP	2:50.501	4	1 LAP	2:46.544
119	18.738	2:36.978	10	1 LAP	2:54.883	74	1 LAP	2:56.220	12	1 LAP	2:52.651	55	1 LAP	2:51.164	53	1 LAP	2:47.310
71	19.480	2:39.066	155	1 LAP	2:54.899	142	1 LAP	2:52.966	38	1 LAP	2:51.349	12	1 LAP	2:51.006	14	1 LAP	2:49.530
98	21.232	2:37.394	100	1 LAP	2:52.789	21	1 LAP	2:53.516	80	1 LAP	2:50.543	80	1 LAP	2:50.035	111	22.426	2:39.905
76	1 LAP	3:00.406	111	9.100	2:37.811	7	1 LAP	2:53.522	1	1 LAP	2:52.509	38	1 LAP	2:51.672	119	24.663	2:37.876
24	26.987	2:39.444	119	17.271	2:38.228	111	13.624	2:40.667	111	13.702	2:38.152	111	18.855	2:39.969	98	33.038	2:40.456
122	31.845	2:39.859	71	17.664	2:37.879	78	1 LAP	2:55.919	119	21.630	2:38.457	119	23.121	2:36.307	12	1 LAP	2:53.067
16	1 LAP	3:20.431	98	20.674	2:39.137	119	21.247	2:40.119	71	22.026	2:37.628	71	24.475	2:37.265	55	1 LAP	2:53.639
130	36.270	2:38.910	24	27.181	2:39.889	71	22.472	2:40.951	154	1 LAP	2:53.914	98	28.916	2:38.309	80	1 LAP	2:54.135
50	38.099	2:39.616	122	32.065	2:39.915	242	1 LAP	2:54.957	74	1 LAP	2:54.031	1	1 LAP	3:00.300	38	1 LAP	2:54.021
30	38.406	2:42.743	130	35.321	2:38.746	98	24.041	2:39.510	98	25.423	2:39.456	24	40.159	2:40.967	24	41.738	2:37.913
172	38.612	2:39.398	30	40.578	2:41.867	10	1 LAP	2:55.588	142	1 LAP	2:54.704	122	41.417	2:38.029	122	43.208	2:38.125
19	39.668	2:39.660	50	43.180	2:44.776	100	1 LAP	2:54.923	21	1 LAP	2:56.637	154	1 LAP	2:54.332	154	1 LAP	2:46.869
15	1 LAP	3:14.004	19	43.376	2:43.403	155	1 LAP	2:56.301	7	1 LAP	2:56.548	74	1 LAP	2:54.614	1	1 LAP	2:54.459
72	57.497	2:44.737	172	48.714	2:49.797	24	31.449	2:40.411	24	34.008	2:40.633	142	1 LAP	2:52.871	50	59.734	2:41.640
17	1 LAP	3:04.455	76	1 LAP	3:05.369	54	2 LAPS	3:22.534	78	1 LAP	2:57.250	21	1 LAP	2:54.937	74	1 LAP	2:51.763
8	1:10.366	2:43.211	72	1:02.003	2:44.201	122	34.581	2:38.659	242	1 LAP	2:52.510	7	1 LAP	2:54.906	142	1 LAP	2:51.941
84	1:12.780	2:43.325	8	1:12.319	2:41.648	130	37.338	2:38.160	122	38.204	2:41.697	78	1 LAP	2:52.499	19	1:04.171	2:42.200
37	1:12.800	2:46.557	15	1 LAP	3:00.729	30	45.078	2:40.643	10	1 LAP	2:52.990	50	54.428	2:40.860	30	1:05.123	2:46.684
177	1:14.669	2:44.601	37	1:16.526	2:43.421	50	46.920	2:39.883	155	1 LAP	2:52.939	30	54.773	2:43.095	130	1:11.182	2:44.155
20	1:14.810	2:45.244	84	1:17.039	2:43.954	19	47.346	2:40.113	100	1 LAP	2:54.544	242	1 LAP	2:52.948	21	1 LAP	2:57.041
61	1:15.293	2:44.507	20	1:18.309	2:43.194	172	58.573	2:46.002	30	46.494	2:39.490	19	58.305	2:42.805	7	1 LAP	2:57.124
114	1:15.676	2:44.563	61	1:19.211	2:43.613	72	1:11.053	2:45.193	50	48.384	2:39.538	155	1 LAP	2:53.023	78	1 LAP	2:55.489
42	1:20.729	3:09.398	17	1 LAP	3:02.135	76	1 LAP	3:02.605	19	50.316	2:41.044	10	1 LAP	2:55.703	242	1 LAP	2:53.596
35	1:23.116	2:45.813	114	1:20.928	2:44.947	8	1:17.465	2:41.289	130	57.053	2:57.789	100	1 LAP	2:53.861	155	1 LAP	2:51.498
70	1:30.843	2:48.193	177	1:22.675	2:47.701	44	1 LAP	4:01.384	172	1:05.446	2:44.947	130	1:03.361	2:41.124	10	1 LAP	2:53.460
92	1:32.713	2:46.939	42	1:24.020	2:42.986	37	1:25.491	2:45.108	54	2 LAPS	3:18.731	172	1:16.097	2:45.467	100	1 LAP	2:53.822
65	1:52.506	2:50.140	35	1:27.929	2:44.508	20	1:25.603	2:43.437	72	1:18.801	2:45.822	8	1:24.095	2:39.783	172	1:26.334	2:46.571
57	1:53.038	2:50.396	70	1:37.910	2:46.762	84	1:25.953	2:45.057	8	1:19.128	2:39.737	72	1:27.322	2:43.337	72	1:32.155	2:41.167
53	2:00.804	2:50.173	92	1:38.536	2:45.518	114	1:28.379	2:43.594	20	1:29.476	2:41.947	20	1:38.110	2:43.450	84	1:44.030	2:41.646
14	2:04.840	2:54.839	57	2:00.777	2:47.434	177	1:32.910	2:46.378	37	1:30.914	2:43.497	84	1:38.718	2:42.041	37	1:49.151	2:43.877
4	2:06.329	2:51.414	65	2:01.801	2:48.990	42	1:34.422	2:46.545	84	1:31.493	2:43.614	114	1:41.275	2:43.587	20	1:52.143	2:50.367
12	2:08.541	2:51.226	53	2:10.365	2:49.256	61	1:34.979	2:51.911	114	1:32.504	2:42.199	37	1:41.608	2:45.510	177	1:53.100	2:43.427
55	2:12.096	2:53.379	4	2:14.460	2:47.826	15	1 LAP	3:00.104	177	1:38.228	2:43.392	177	1:46.007	2:42.595	42	1:53.506	2:42.051
137	2:12.972	2:52.493	14	2:16.783	2:51.638	35	1:37.166	2:45.380	42	1:39.338	2:42.990	42	1:47.789	2:43.267	61	2:10.165	2:55.201
38	2:13.643	2:52.039	12	2:23.180	2:54.334	17	1 LAP	3:02.165	61	1:40.857	2:43.952	61	1:51.298	2:45.257	35	2:10.459	2:48.654
80	2:14.626	2:51.702	55	2:24.273	2:51.872	70	1:46.984	2:45.217	76	1 LAP	3:03.270	54	2 LAPS	3:17.753	70	2:14.229	2:44.861
1	2:22.196	2:53.230	38	2:24.613	2:50.665	92	1:47.640	2:45.247	44	1 LAP	2:59.053	35	1:58.139	2:47.909	92	2:17.283	2:46.412
54	1 LAP	3:20.653	80	2:26.784	2:51.853	57	2:11.228	2:46.594	35	1:45.046	2:45.954	44	1 LAP	2:55.448	114	2:19.938	3:14.997
154	2:28.723	2:54.916	1	2:33.353	2:50.852	65	2:11.776	2:46.118	15	1 LAP	2:55.328	70	2:05.702	2:46.253	44	1 LAP	2:58.237
74	2:28.915	2:53.502				53	2:23.578	2:49.356	70	1:54.265	2:45.355	92	2:07.205	2:47.285	76	1 LAP	3:01.406
142	2:33.642	2:52.802				4	2:24.487	2:46.170	92	1:54.736	2:45.170	76	1 LAP	3:02.053	57	2:36.888	2:46.019
21	2:35.346	2:54.802				14	2:30.798	2:50.158	17	1 LAP	2:59.662	15	1 LAP	2:58.292	54	2 LAPS	3:20.677
7	2:35.794	2:54.037							57	2:18.003	2:44.849	57	2:27.203	2:44.016	65	2:41.077	2:47.293
78	2:36.851	2:52.605							65	2:19.967	2:46.265	65	2:30.118	2:44.967	15	1 LAP	3:00.337
44	2:38.059	2:52.467							4	2:31.863	2:45.450	17	1 LAP	3:00.679	17	1 LAP	3:16.252
									53	2:34.063	2:48.559						

Session Start: 15:06:22 - Finish: 15:37:28
Weather/Track Conditions: Overcast / Dry
Circuit: Silverstone Grand Prix Wing
Track Length: 5.891 Km - 3.6605 miles
Printed: 21-07-2018 - 15:47

MST
Results: www.mstworld.com. Live Timing: https://livetiming.getraceresults.com/mst. Email: timing@mstworld.com

Silverstone Classic - 20 - 22 Jul 2018

HSCC Road Sports ('47 - '79)

Race 6 - Lap Chart

Lap 1			Lap 2			Lap 3			Lap 4			Lap 5			Lap 6		
NO	Behind	Laptime	NO	Behind	Laptime	NO	Behind	Laptime	NO	Behind	Laptime	NO	Behind	Laptime	NO	Behind	Laptime
10	47.855	3:20.513	76	1:16.849	3:00.316	17	2:06.070	3:07.546									
76	49.221	3:21.879	17	1:31.933	3:06.574												
17	58.047	3:30.705	54	2:00.021	3:22.414												
54	1:10.295	3:42.953															

Session Start: 15:06:22 - Finish: 15:37:28
Weather/Track Conditions: Overcast / Dry
Circuit: Silverstone Grand Prix Wing
Track Length: 5.891 Km - 3.6605 miles
Printed: 21-07-2018 - 15:47

MST
Results: www.mstworld.com. Live Timing: https://livetiming.getraceresults.com/mst. Email: timing@mstworld.com

Silverstone Classic - 20 - 22 Jul 2018

HSCC Road Sports ('47 - '79)

Race 6 - Lap Chart

Lap 7			Lap 8			Lap 9			Lap 10			Lap 11			Lap 12		
NO	Behind	Laptime	NO	Behind	Laptime	NO	Behind	Laptime	NO	Behind	Laptime	NO	Behind	Laptime	NO	Behind	Laptime

Session Start: 15:06:22 - Finish: 15:37:28
Weather/Track Conditions: Overcast / Dry
Circuit: Silverstone Grand Prix Wing
Track Length: 5.891 Km - 3.6605 miles
Printed: 21-07-2018 - 15:47

MST
Results: www.mstworld.com. Live Timing: https://livetiming.getraceresults.com/mst. Email: timing@mstworld.com

Results Booklet

SilverstoneClassic

20/21/22 JULY 2018

Timing & Results by MST SYSTEMS Ltd.
www.mstworld.com

© MST SYSTEMS Ltd 2018
The Haysfield, Spring Lane North, Malvern WR14 1GF
t: +44 (0) 1684 560614 e: timing@mstworld.com

HSCC

SilverstoneClassic
20/21/22 JULY 2018

Silverstone Historic Grand Prix Circuit

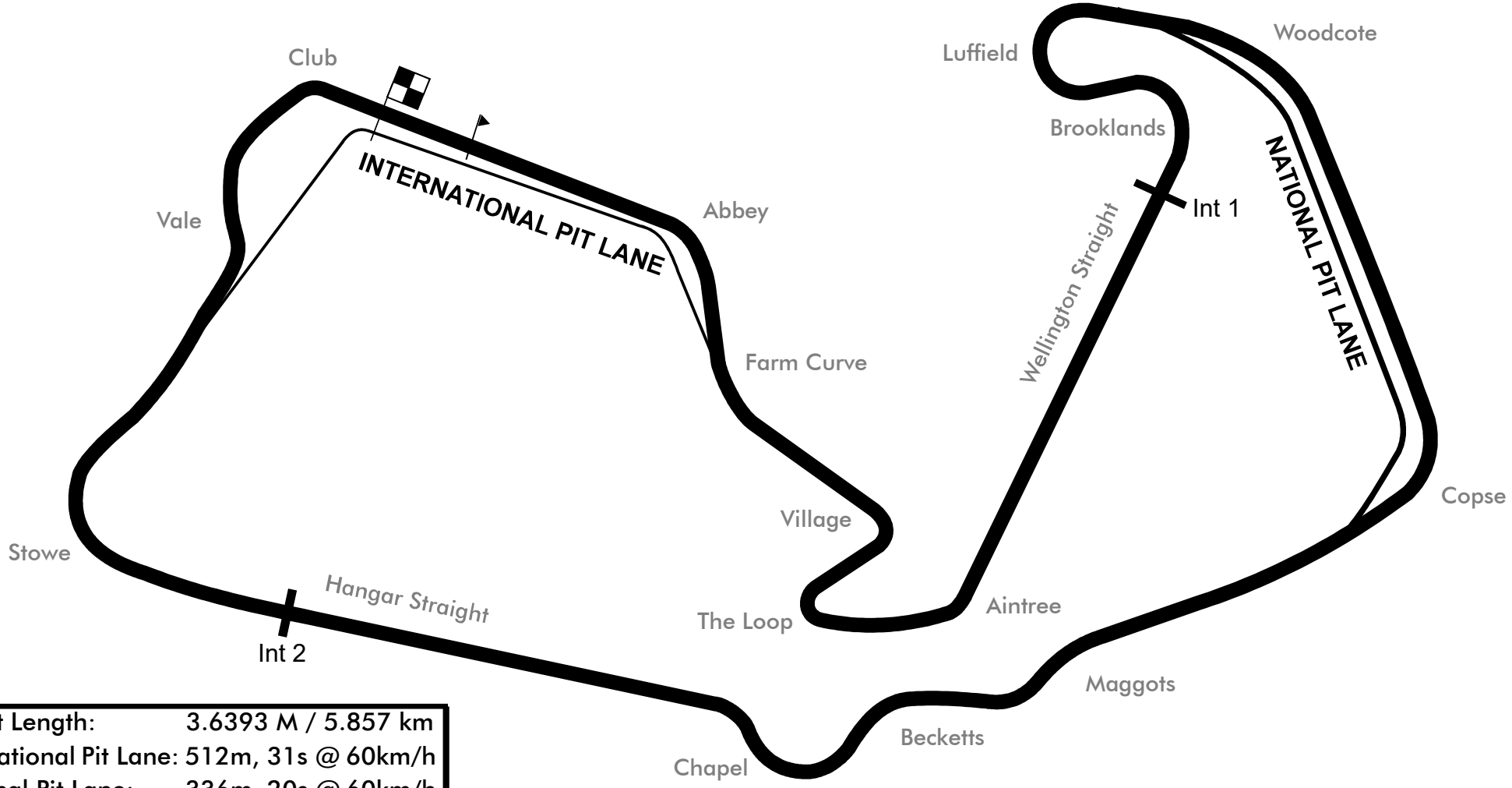

Circuit Length:	3.6393 M / 5.857 km
International Pit Lane:	512m, 31s @ 60km/h
National Pit Lane:	336m, 20s @ 60km/h
Intermediate 1:	1.757 km
Intermediate 2:	4.760 km
Start line offset:	132.3 m

MST

Silverstone Classic - 20 - 22 Jul 2018

Adrian Flux Trophy For Pre '66 Grand Prix Cars (HGPCA)

Qualifying for Race 7 - Classification

Sheet No:

POS	NO	DRIVER/S	CLASS	CLASS POS	CAR MAKE / MODEL	TIME	ON	LAPS	GAP	DIFF	MPH
1	11	Jon Fairley	12	1	Brabham BT11/19	2:21.292	8	8			92.73
2	3	Barry Cannell	12	2	Brabham BT11A	2:21.577	3	6	0.285	0.285	92.54
3	22	Peter Horsman	12	3	Lotus 18/21	2:22.183	3	6	0.891	0.606	92.15
4	114	Timothy de Silva	11	1	Lotus 24	2:22.412	5	7	1.120	0.229	92.00
5	10	William Nuthall	7B	1	Cooper T53	2:22.506	3	6	1.214	0.094	91.94
6	91	Chris Drake	7B	2	Cooper T53	2:24.345	4	8	3.053	1.839	90.77
7	48	Ben Mitchell	7B	3	BRM P48	2:25.253	3	7	3.961	0.908	90.20
8	12	Rudi Friedrichs	7B	4	Cooper T53	2:25.457	4	6	4.165	0.204	90.07
9	40	Sam Wilson	11	2	Lotus 24	2:25.702	1	3	4.410	0.245	89.92
10	51	Rob Hall	9	1	Cooper T43/51	2:25.964	5	7	4.672	0.262	89.76
11	14	Richard Wilson	7B	5	Cooper T51	2:26.172	7	7	4.880	0.208	89.63
12	30	Julian Bronson	8	1	Scarab Offenhauser	2:26.660	2	5	5.368	0.488	89.33
13	77	Geraint Owen	8	2	Kurtis-Offenhauser 500C	2:28.784	5	7	7.492	2.124	88.06
14	128	Eddie McGuire	8	3	Scarab Offenhauser	2:28.786	6	8	7.494	0.002	88.06
15	73	Tom Dark	7B	6	Cooper T51	2:29.217	7	7	7.925	0.431	87.80
16	24	Charles McCabe	7B	7	Lotus 18	2:29.376	5	7	8.084	0.159	87.71
17	99	John Evans	12	4	Brabham BT4	2:29.583	2	7	8.291	0.207	87.59
18	9	Mark Daniell	9	2	Cooper T45	2:29.916	4	7	8.624	0.333	87.39
19	38	Tony Best	7A	1	Ferrari 246 Dino	2:30.356	3	7	9.064	0.440	87.14
20	43	Charles Gillett	9	3	Cooper T43	2:30.869	6	7	9.577	0.513	86.84
21	7	Paul Griffin	7B	8	Cooper T51	2:31.005	6	7	9.713	0.136	86.76
22	27	Harindra de Silva	11	3	Scirocco BRM	2:31.254	7	7	9.962	0.249	86.62
23	80	Nick Taylor	10	1	Lotus 18	2:31.611	6	7	10.319	0.357	86.42
24	6	Chris Helliwell	10	2	Cooper T75	2:32.337	6	7	11.045	0.726	86.00
25	36	John Delane	10	3	Lotus 21	2:33.120	4	4	11.828	0.783	85.57
26	31	Robs Lamplough	10	4	Lola T60	2:33.658	3	7	12.366	0.538	85.27
27	42	James Willis	9	4	Cooper T45	2:34.234	4	7	12.942	0.576	84.95
28	32	Larry Kinch	12	5	Lotus 32 Tasman	2:34.505	3	7	13.213	0.271	84.80
29	8	Tony Ditheridge	9	5	Cooper T45	2:35.541	6	7	14.249	1.036	84.23
30	116	John Ure	5	1	Cooper Bristol T24/25	2:36.316	4	6	15.024	0.775	83.82
31	88	Bernardo Hartogs	10	5	Lotus 18/21	2:37.133	6	7	15.841	0.817	83.38
32	21	Ian Nuthall	5	2	Alta F2	2:37.272	6	7	15.980	0.139	83.31
33	248	Klaus Lehr	6	1	Maserati 250F CM5	2:37.372	6	7	16.080	0.100	83.25
34	37	Alan Baillie	10	6	LDS 007	2:37.617	6	7	16.325	0.245	83.12
35	33	Chris Phillips	5	3	Cooper Bristol T23 Mk2	2:37.869	7	7	16.577	0.252	82.99
36	28	Graham Adelman	6	2	Maserati 250F	2:38.986	7	7	17.694	1.117	82.41
37	18	Nigel Batchelor	6	3	Kieft Climax	2:39.486	5	7	18.194	0.500	82.15
38	19	Paul Grant	5	4	Cooper Bristol T23 Mk2	2:40.256	7	7	18.964	0.770	81.76
39	75	Niamh Wood	5	5	Cooper Bristol T20 Mk1	2:40.988	7	7	19.696	0.732	81.38
40	20	David Wenman	5	6	Connaught A4	2:41.534	5	7	20.242	0.546	81.11

Car 40 requires a working transponder - Regulation Q.12.2.1 refers.
A 30 second penalty will be applied if not working in the race.

Session Start: 15:33:16 - Finish: 15:51:20
Weather/Track Conditions: Overcast / Dry
Circuit: Silverstone Historic Grand Prix
Track Length: 5.857 Km - 3.6394 miles

These results are provisional until the conclusion of any judicial and technical matters.

Clerk of the Course:	Timekeeper:	Issued at:
Julian Floyd	Nick Palmer	

Silverstone Classic - 20 - 22 Jul 2018

Adrian Flux Trophy For Pre '66 Grand Prix Cars (HGPCA)

Qualifying for Race 7 - Classification

Sheet No:

POS	NO	DRIVER/S	CLASS	CLASS POS	CAR MAKE / MODEL	TIME	ON	LAPS	GAP	DIFF	MPH
41	34	John Bussey	7C	1	Cooper T43	2:41.537	4	5	20.245	0.003	81.11
42	17	Marc Valvekens	6	4	Gordini T16	2:41.778	6	6	20.486	0.241	80.99
43	23	Barry Wood	5	7	Cooper Bristol T20 Mk1	2:45.580	7	7	24.288	3.802	79.13
44	5	Michel Baudoin	9	6	Cooper T45	2:50.910	6	6	29.618	5.330	76.66
45	61	Helmut Gassmann	6	5	Connaught B4	2:54.413	6	6	33.121	3.503	75.12
46	29	Francesco Baldanza	10	7	Lola Mk3	3:02.443	2	6	41.151	8.030	71.81
47	70	Jean-Georges van Praet	5	8	Cooper Bristol T23 Mk2	3:17.588	5	5	56.296	15.145	66.31
48	2	Julia de Baldanza	4	1	Maserati A6GCM	3:20.760	5	5	59.468	3.172	65.26
49	25	Tony Wood	7A	2	Tec-Mec Maserati 415			1			0.00
50	66	Sid Hoole	11	4	Cooper T66 F1			1			0.00

Car 40 requires a working transponder - Regulation Q.12.2.1 refers.
A 30 second penalty will be applied if not working in the race.

Session Start: 15:33:16 - Finish: 15:51:20
Weather/Track Conditions: Overcast / Dry
Circuit: Silverstone Historic Grand Prix
Track Length: 5.857 Km - 3.6394 miles

These results are provisional until the conclusion of any judicial and technical matters.

Clerk of the Course:	Timekeeper:	Issued at:
Julian Floyd	Nick Palmer	

Silverstone Classic - 20 - 22 Jul 2018

Adrian Flux Trophy For Pre '66 Grand Prix Cars (HGPCA)

Qualifying for Race 7 - Sector Analysis

2 Julia de Baldanza (4) — Maserati A6GCM

lap	Sect-1	Speed	Sect-2	Speed	Sect-3	Speed	Laptime	Pit	lap	Sect-1	Speed	Sect-2	Speed	Sect-3	Speed	Laptime	Pit
1	Out	83.9	1:38.234	93.1	41.269	71.0	3:16.638		4	1:00.767	85.3	1:41.022	86.3	41.763	64.7	3:23.552	
2	1:01.520	84.5	1:41.380	91.1	38.547	69.0	3:21.447		5	1:01.945	88.0	1:38.679	91.6	40.136	64.3	3:20.760	
3	1:03.519	81.1	1:40.240	90.1	41.453	68.0	3:25.212		6								

3 Barry Cannell (12) — Brabham BT11A

lap	Sect-1	Speed	Sect-2	Speed	Sect-3	Speed	Laptime	Pit	lap	Sect-1	Speed	Sect-2	Speed	Sect-3	Speed	Laptime	Pit
1	Out	111.3	1:16.518	138.1	29.235	93.5	2:29.213		4	44.664	118.4	1:11.574	138.4	28.837	89.5	2:25.075	
2	45.329	129.1	1:11.768	141.0	27.089	93.3	2:24.186		5	44.208	125.7	1:12.731	137.0	27.825	91.9	2:24.764	
3	44.243	125.9	1:10.304	142.8	27.030	91.7	2:21.577		6	44.354	121.4	1:13.252	138.9	30.201	81.0	2:27.807	

5 Michel Baudoin (9) — Cooper T45

lap	Sect-1	Speed	Sect-2	Speed	Sect-3	Speed	Laptime	Pit	lap	Sect-1	Speed	Sect-2	Speed	Sect-3	Speed	Laptime	Pit
1	Out	98.7	1:25.740	123.6	34.907	79.0	2:51.404		4	52.728	103.9	1:25.154	113.4	35.035	79.0	2:52.917	
2	53.792	102.6	1:25.696	118.6	34.563	78.6	2:54.051		5	53.610	110.9	1:23.272	115.9	35.562	76.7	2:52.444	
3	54.585	100.5	1:24.229	124.0	34.949	81.2	2:53.763		6	53.592	98.5	1:23.615	119.2	33.703	81.3	2:50.910	

6 Chris Helliwell (10) — Cooper T75

lap	Sect-1	Speed	Sect-2	Speed	Sect-3	Speed	Laptime	Pit	lap	Sect-1	Speed	Sect-2	Speed	Sect-3	Speed	Laptime	Pit
1	Out	93.1	1:21.411	115.3	32.539	85.4	2:40.787		5	46.794	114.3	1:16.388	120.5	29.311	90.4	2:32.493	
2	49.553	109.1	1:19.001	122.9	29.729	90.3	2:38.283		6	46.985	112.8	1:16.002	121.4	29.350	90.2	2:32.337	
3	47.252	112.4	1:15.958	125.0	29.511	90.8	2:32.721		7	47.033	110.6	1:16.371	121.6	29.923	89.0	2:33.327	
4	47.938	114.3	1:20.743	120.9	29.548	91.3	2:38.229		8								

7 Paul Griffin (7B) — Cooper T51

lap	Sect-1	Speed	Sect-2	Speed	Sect-3	Speed	Laptime	Pit	lap	Sect-1	Speed	Sect-2	Speed	Sect-3	Speed	Laptime	Pit
1	Out	96.6	1:27.388	124.3	31.336	81.1	2:47.469		5	48.620	113.7	1:18.681	130.1	29.336	90.1	2:36.637	
2	50.910	105.5	1:19.909	131.3	30.216	83.4	2:41.035		6	46.910	120.1	1:14.783	129.8	29.312	89.5	2:31.005	
3	47.411	125.4	1:18.153	128.6	29.853	85.2	2:35.417		7	47.842	117.1	1:15.287	131.8	29.536	88.1	2:32.665	
4	47.497	121.4	1:15.951	130.3	30.590	86.8	2:34.038		8								

8 Tony Ditheridge (9) — Cooper T45

lap	Sect-1	Speed	Sect-2	Speed	Sect-3	Speed	Laptime	Pit	lap	Sect-1	Speed	Sect-2	Speed	Sect-3	Speed	Laptime	Pit
1	Out	81.2	1:30.788	107.7	34.230	76.1	2:58.946		5	48.967	115.3	1:19.953	128.1	30.044	86.4	2:38.964	
2	52.686	107.4	1:20.043	125.4	30.154	77.9	2:42.883		6	47.474	117.1	1:17.757	128.3	30.310	83.2	2:35.541	
3	50.380	115.5	1:18.845	127.3	30.252	84.8	2:39.477		7	47.548	111.7	1:18.883	124.7	29.741	87.5	2:36.172	
4	48.414	117.7	1:17.319	126.9	30.466	84.1	2:36.199		8								

9 Mark Daniell (9) — Cooper T45

lap	Sect-1	Speed	Sect-2	Speed	Sect-3	Speed	Laptime	Pit	lap	Sect-1	Speed	Sect-2	Speed	Sect-3	Speed	Laptime	Pit
1	Out	113.2	1:19.441	115.7	29.858	91.3	2:37.480		5	46.773	122.9	1:15.767	123.4	29.492	92.7	2:32.032	
2	47.457	118.8	1:15.111	131.3	28.888	90.3	2:31.456		6	54.715	106.7	1:14.953	130.8	28.333	93.5	2:38.001	
3	47.466	111.8	1:16.322	131.1	28.192	91.6	2:31.980		7	46.541	121.8	1:15.419	131.3	28.311	91.3	2:30.271	
4	46.112	119.8	1:14.074	131.6	29.730	77.9	2:29.916		8								

10 William Nuthall (7B) — Cooper T53

lap	Sect-1	Speed	Sect-2	Speed	Sect-3	Speed	Laptime	Pit	lap	Sect-1	Speed	Sect-2	Speed	Sect-3	Speed	Laptime	Pit
1	Out	108.4	1:14.389	135.3	28.091	95.1	2:23.986		4	45.811	117.9	1:14.018	134.2	In		2:33.846	P
2	44.393	122.0	1:11.671	134.8	26.900	97.0	2:22.964		5	Out	122.2	1:11.900	133.4	26.745	97.5	6:10.753	P
3	44.303	119.8	1:11.486	135.6	26.717	95.6	2:22.506		6	44.069	126.1	1:11.550	132.9	27.139	95.7	2:22.758	

11 Jon Fairley (12) — Brabham BT11/19

lap	Sect-1	Speed	Sect-2	Speed	Sect-3	Speed	Laptime	Pit	lap	Sect-1	Speed	Sect-2	Speed	Sect-3	Speed	Laptime	Pit
1	Out	116.5	1:13.958	138.1	29.100	92.3	2:28.329		5	44.473	131.1	1:10.793	138.9	27.034	96.3	2:22.300	
2	45.018	127.8	1:13.061	140.1	27.914	97.3	2:25.993		6	44.145	128.8	1:11.239	139.5	28.125	85.3	2:23.509	
3	44.751	130.3	1:14.771	139.5	27.816	97.7	2:27.338		7	46.799	117.7	1:17.880	132.6	27.813	97.1	2:32.492	
4	44.714	131.8	1:10.404	139.5	28.512	84.6	2:23.630		8	44.427	131.3	1:10.199	140.4	26.666	98.4	2:21.292	

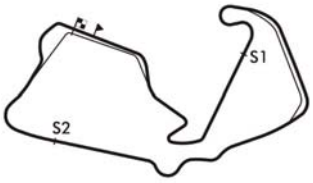

Session Start: 15:33:16 - Finish: 15:51:20
Weather/Track Conditions: Overcast / Dry
Circuit: Silverstone Historic Grand Prix
Track Length: 5.857 Km - 3.6394 miles
Printed: 20-07-2018 - 16:03

MST
Results: www.mstworld.com. Live Timing: https://livetiming.getraceresults.com/mst. Email: timing@mstworld.com

Silverstone Classic - 20 - 22 Jul 2018

Adrian Flux Trophy For Pre '66 Grand Prix Cars (HGPCA)

Qualifying for Race 7 - Sector Analysis

12 Rudi Friedrichs (7B) — Cooper T53

lap	Sect-1	Speed	Sect-2	Speed	Sect-3	Speed	Laptime	Pit
1	Out	121.1	1:13.728	143.7	29.815	85.8	2:27.586	
2	45.395	113.6	1:12.301	144.9	28.063	98.1	2:25.759	
3	45.121	121.6	1:13.219	145.9	28.868	82.6	2:27.208	
4	44.802	119.6	1:11.206	145.6	29.449	99.0	2:25.457	
5	45.391	113.2	1:14.053	140.4	28.729	97.0	2:28.173	
6	46.351	116.1	1:12.511	141.3	In		2:42.683	P

14 Richard Wilson (7B) — Cooper T51

lap	Sect-1	Speed	Sect-2	Speed	Sect-3	Speed	Laptime	Pit
1	Out	106.0	1:19.785	107.7	31.027	89.5	2:41.141	
2	47.845	105.8	1:15.928	123.4	29.696	83.4	2:33.469	
3	46.320	120.7	1:15.826	128.3	28.789	90.9	2:30.935	
4	45.775	122.9	1:13.027	127.3	29.080	93.7	2:27.882	
5	46.125	121.4	1:14.949	121.1	28.668	94.3	2:29.742	
6	45.821	119.4	1:12.602	134.2	27.891	92.7	2:26.314	
7	45.928	120.7	1:12.316	131.1	27.928	95.6	2:26.172	
8								

17 Marc Valvekens (6) — Gordini T16

lap	Sect-1	Speed	Sect-2	Speed	Sect-3	Speed	Laptime	Pit
1	Out	62.4	1:30.897	110.2	33.181	79.6	3:00.921	
2	53.405	98.8	1:23.907	115.9	31.179	84.6	2:48.491	
3	53.070	100.5	1:23.837	114.7	30.923	85.2	2:47.830	
4	53.262	100.0	1:21.976	117.5	30.576	82.1	2:45.814	
5	51.810	105.2	1:22.602	118.8	30.475	86.6	2:44.887	
6	49.758	108.6	1:20.961	114.7	31.059	84.7	2:41.778	

18 Nigel Batchelor (6) — Kieft Climax

lap	Sect-1	Speed	Sect-2	Speed	Sect-3	Speed	Laptime	Pit
1	Out	85.4	1:29.586	111.3	33.750	77.0	2:55.822	
2	53.693	100.6	1:23.417	116.9	31.651	76.3	2:48.761	
3	52.038	107.2	1:21.164	115.7	31.144	84.3	2:44.346	
4	50.784	105.4	1:20.181	113.2	29.703	81.6	2:40.668	
5	50.544	105.8	1:19.318	113.9	29.624	84.2	2:39.486	
6	51.188	107.0	1:21.129	114.9	29.678	83.6	2:41.995	
7	51.000	107.7	1:19.392	116.9	29.675	84.2	2:40.067	
8								

19 Paul Grant (5) — Cooper Bristol T23 Mk2

lap	Sect-1	Speed	Sect-2	Speed	Sect-3	Speed	Laptime	Pit
1	Out	87.7	1:27.322	112.0	32.291	75.9	2:51.748	
2	51.192	101.7	1:23.060	113.9	31.534	81.9	2:45.786	
3	50.233	106.5	1:20.905	115.5	30.338	80.7	2:41.476	
4	49.755	106.7	1:21.237	112.0	29.925	85.5	2:40.917	
5	50.058	107.4	1:20.087	114.7	30.982	73.2	2:41.127	
6	50.457	105.5	1:21.885	114.7	30.125	83.5	2:42.467	
7	49.933	104.2	1:20.277	113.9	30.046	84.1	2:40.256	
8								

20 David Wenman (5) — Connaught A4

lap	Sect-1	Speed	Sect-2	Speed	Sect-3	Speed	Laptime	Pit
1	Out	92.6	1:29.305	100.9	33.591	79.2	2:54.162	
2	53.396	98.8	1:22.610	113.2	30.351	81.9	2:46.357	
3	51.802	105.2	1:21.036	114.3	30.912	76.0	2:43.750	
4	50.967	104.5	1:22.342	111.1	30.364	83.0	2:43.673	
5	50.054	105.2	1:21.029	111.7	30.451	80.1	2:41.534	
6	52.844	102.5	1:22.066	111.7	31.182	83.4	2:46.092	
7	51.194	99.1	1:21.781	113.2	29.790	81.8	2:42.765	
8								

21 Ian Nuthall (5) — Alta F2

lap	Sect-1	Speed	Sect-2	Speed	Sect-3	Speed	Laptime	Pit
1	Out	88.2	1:27.521	110.0	33.450	82.8	2:52.584	
2	50.012	107.7	1:21.127	117.3	32.050	82.4	2:43.189	
3	49.777	108.4	1:20.127	118.4	30.192	85.1	2:40.096	
4	48.915	111.1	1:19.308	116.3	30.495	87.0	2:38.718	
5	49.603	107.5	1:19.896	114.9	30.368	86.3	2:39.867	
6	48.360	110.4	1:18.924	115.9	29.988	83.9	2:37.272	
7	49.570	110.7	1:19.467	117.7	29.905	84.8	2:38.942	
8								

22 Peter Horsman (12) — Lotus 18/21

lap	Sect-1	Speed	Sect-2	Speed	Sect-3	Speed	Laptime	Pit
1	Out	105.7	1:17.491	141.3	28.563	88.7	2:32.076	
2	45.784	122.7	1:16.025	114.1	28.030	96.0	2:29.839	
3	44.082	132.4	1:10.843	144.6	27.258	88.1	2:22.183	
4	45.692	132.9	1:11.205	143.4	26.849	97.4	2:23.746	
5	44.015	131.6	1:10.407	144.9	28.702	79.1	2:23.124	
6	45.096	132.4	1:21.661	63.9	In		2:58.212	P

23 Barry Wood (5) — Cooper Bristol T20 Mk1

lap	Sect-1	Speed	Sect-2	Speed	Sect-3	Speed	Laptime	Pit
1	Out	88.2	1:26.574	110.9	32.695	77.9	2:49.506	
2	52.360	89.6	1:25.227	111.5	32.675	78.6	2:50.262	
3	53.844	90.9	1:24.794	111.1	31.882	82.5	2:50.520	
4	51.427	95.5	1:22.923	112.2	32.225	75.9	2:46.575	
5	51.641	103.1	1:22.243	110.4	33.055	81.5	2:46.939	
6	52.199	92.1	1:24.109	102.3	33.619	82.7	2:49.927	
7	52.344	98.1	1:22.263	113.7	30.973	81.9	2:45.580	
8								

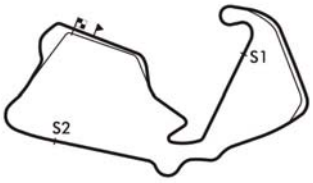

Session Start: 15:33:16 - Finish: 15:51:20
Weather/Track Conditions: Overcast / Dry
Circuit: Silverstone Historic Grand Prix
Track Length: 5.857 Km - 3.6394 miles
Printed: 20-07-2018 - 16:03

MST
Results: www.mstworld.com. Live Timing: https://livetiming.getraceresults.com/mst. Email: timing@mstworld.com

Silverstone Classic - 20 - 22 Jul 2018

Adrian Flux Trophy For Pre '66 Grand Prix Cars (HGPCA)

Qualifying for Race 7 - Sector Analysis

24 Charles McCabe (7B) — Lotus 18

lap	Sect-1	Speed	Sect-2	Speed	Sect-3	Speed	Laptime	Pit	lap	Sect-1	Speed	Sect-2	Speed	Sect-3	Speed	Laptime	Pit
1	Out	117.3	1:14.888	133.7	30.723	88.1	2:29.451		5	45.935	125.7	1:12.445	123.8	30.996	92.4	2:29.376	
2	46.176	123.8	1:13.975	132.6	30.246	94.0	2:30.397		6	49.932	113.9	1:14.610	132.4	31.300	95.3	2:35.842	
3	47.038	120.9	1:15.438	136.1	30.885	92.6	2:33.361		7	46.980	131.6	1:12.992	136.1	31.994	80.9	2:31.966	
4	47.414	127.3	1:13.340	141.6	30.419	95.5	2:31.173		8								

25 Tony Wood (7A) — Tec-Mec Maserati 415

lap	Sect-1	Speed	Sect-2	Speed	Sect-3	Speed	Laptime	Pit	lap	Sect-1	Speed	Sect-2	Speed	Sect-3	Speed	Laptime	Pit
1	Out	115.1	1:14.332	129.8	In		2:30.280	P	2								

27 Harindra de Silva (11) — Scirocco BRM

lap	Sect-1	Speed	Sect-2	Speed	Sect-3	Speed	Laptime	Pit	lap	Sect-1	Speed	Sect-2	Speed	Sect-3	Speed	Laptime	Pit
1	Out	95.1	1:21.827	124.3	32.311	80.6	2:46.811		5	47.183	118.8	1:17.077	127.6	31.861	84.6	2:36.121	
2	50.712	113.0	1:21.349	126.9	30.257	88.9	2:42.318		6	49.408	119.0	1:18.369	125.7	29.213	88.9	2:36.990	
3	47.176	118.6	1:17.431	121.4	30.242	87.3	2:34.849		7	46.926	118.6	1:15.077	127.6	29.251	85.2	2:31.254	
4	49.645	113.7	1:19.188	125.4	29.859	85.7	2:38.692		8								

28 Graham Adelman (6) — Maserati 250F

lap	Sect-1	Speed	Sect-2	Speed	Sect-3	Speed	Laptime	Pit	lap	Sect-1	Speed	Sect-2	Speed	Sect-3	Speed	Laptime	Pit
1	Out	95.2	1:21.950	118.6	32.346	74.4	2:44.342		5	49.171	111.8	1:17.811	121.8	32.079	85.9	2:39.061	
2	51.070	107.4	1:20.039	126.1	31.314	87.0	2:42.423		6	51.172	98.5	1:20.548	108.4	31.841	83.6	2:43.561	
3	50.471	97.7	1:21.722	125.7	32.054	82.1	2:44.247		7	48.729	116.3	1:18.882	119.4	31.375	87.6	2:38.986	
4	49.629	108.8	1:18.226	125.2	31.431	84.1	2:39.286		8								

29 Francesco Baldanza (10) — Lola Mk3

lap	Sect-1	Speed	Sect-2	Speed	Sect-3	Speed	Laptime	Pit	lap	Sect-1	Speed	Sect-2	Speed	Sect-3	Speed	Laptime	Pit
1	Out	86.3	1:31.411	99.6	38.344	70.3	3:01.117		4	55.982	88.1	1:30.361	105.7	37.065	69.8	3:03.408	
2	56.462	101.1	1:30.897	107.4	35.084	69.8	3:02.443		5	57.481	82.7	1:29.764	110.2	35.387	75.4	3:02.632	
3	57.094	79.0	1:31.045	105.4	36.125	72.6	3:04.264		6	56.069	84.8	1:31.612	112.0	36.705	75.1	3:04.386	

30 Julian Bronson (8) — Scarab Offenhauser

lap	Sect-1	Speed	Sect-2	Speed	Sect-3	Speed	Laptime	Pit	lap	Sect-1	Speed	Sect-2	Speed	Sect-3	Speed	Laptime	Pit
1	Out	110.7	1:15.373	134.2	28.364	93.7	2:25.719		4	46.315	111.7	1:13.918	134.5	In		2:38.470	P
2	45.811	113.9	1:12.400	136.4	28.449	92.9	2:26.660		5	Out	77.4	1:29.821	93.9	In		7:46.735	P
3	45.633	120.3	1:13.620	127.6	28.397	93.5	2:27.650		6								

31 Robs Lamplough (10) — Lola T60

lap	Sect-1	Speed	Sect-2	Speed	Sect-3	Speed	Laptime	Pit	lap	Sect-1	Speed	Sect-2	Speed	Sect-3	Speed	Laptime	Pit
1	Out	100.5	1:20.756	117.9	31.432	84.4	2:42.423		5	47.942	112.2	1:17.546	119.0	29.010	87.4	2:34.498	
2	48.869	111.3	1:16.873	122.2	28.623	88.8	2:34.365		6	1:07.892	81.0	1:23.045	117.7	31.262	86.6	3:02.199	
3	48.499	112.6	1:17.391	118.8	27.768	81.7	2:33.658		7	51.040	109.5	1:16.273	120.7	30.843	85.4	2:38.156	
4	48.273	111.8	1:17.259	117.7	29.257	84.6	2:34.789		8								

32 Larry Kinch (12) — Lotus 32 Tasman

lap	Sect-1	Speed	Sect-2	Speed	Sect-3	Speed	Laptime	Pit	lap	Sect-1	Speed	Sect-2	Speed	Sect-3	Speed	Laptime	Pit
1	Out	91.2	1:27.667	112.0	34.708	79.3	2:53.126		5	47.687	123.6	1:16.906	126.4	31.149	83.1	2:35.742	
2	50.235	115.1	1:20.698	115.9	32.703	84.9	2:43.636		6	49.777	93.2	1:21.562	110.4	31.061	84.4	2:42.400	
3	47.465	123.8	1:16.545	135.0	30.495	81.5	2:34.505		7	48.277	126.6	1:17.642	131.3	30.395	86.7	2:36.314	
4	47.963	112.2	1:19.776	125.4	30.083	86.1	2:37.822		8								

33 Chris Phillips (5) — Cooper Bristol T23 Mk2

lap	Sect-1	Speed	Sect-2	Speed	Sect-3	Speed	Laptime	Pit	lap	Sect-1	Speed	Sect-2	Speed	Sect-3	Speed	Laptime	Pit
1	Out	90.8	1:25.767	114.1	31.084	82.0	2:47.626		5	49.938	105.7	1:19.297	114.7	29.902	81.6	2:39.137	
2	51.215	101.5	1:20.119	116.3	30.830	80.2	2:42.164		6	49.736	107.2	1:20.996	113.9	29.873	84.2	2:40.605	
3	50.793	100.9	1:20.632	119.6	29.668	84.3	2:41.093		7	49.961	106.5	1:18.736	116.1	29.172	85.2	2:37.869	
4	50.207	102.0	1:19.691	115.9	29.826	82.3	2:39.724		8								

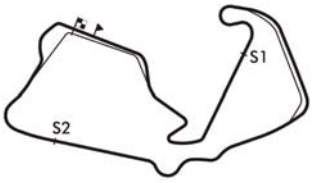

Session Start: 15:33:16 - Finish: 15:51:20
Weather/Track Conditions: Overcast / Dry
Circuit: Silverstone Historic Grand Prix
Track Length: 5.857 Km - 3.6394 miles
Printed: 20-07-2018 - 16:03

MST
Results: www.mstworld.com. Live Timing: https://livetiming.getraceresults.com/mst. Email: timing@mstworld.com

Silverstone Classic - 20 - 22 Jul 2018

Adrian Flux Trophy For Pre '66 Grand Prix Cars (HGPCA)

Qualifying for Race 7 - Sector Analysis

34 John Bussey (7C) — Cooper T43

lap	Sect-1	Speed	Sect-2	Speed	Sect-3	Speed	Laptime	Pit	lap	Sect-1	Speed	Sect-2	Speed	Sect-3	Speed	Laptime	Pit
1	Out	92.7	1:22.317	113.0	32.713	75.8	2:44.900		4	49.887	108.1	1:19.812	115.5	31.838	79.9	2:41.537	
2	51.765	100.3	1:21.401	118.1	30.746	74.6	2:43.912		5	51.616	105.7	1:20.792	113.2	In		2:58.281	P
3	50.395	106.5	1:21.039	114.9	31.109	78.7	2:42.543		6								

36 John Delane (10) — Lotus 21

lap	Sect-1	Speed	Sect-2	Speed	Sect-3	Speed	Laptime	Pit	lap	Sect-1	Speed	Sect-2	Speed	Sect-3	Speed	Laptime	Pit
1	Out	80.9	1:21.519	120.7	30.598	83.4	2:43.109		3	48.310	112.6	1:17.139	126.6	29.051	87.8	2:34.500	
2	48.041	113.9	1:17.684	125.2	28.472	85.1	2:34.197		4	47.828	117.1	1:16.551	121.8	28.741	83.6	2:33.120	

37 Alan Baillie (10) — LDS 007

lap	Sect-1	Speed	Sect-2	Speed	Sect-3	Speed	Laptime	Pit	lap	Sect-1	Speed	Sect-2	Speed	Sect-3	Speed	Laptime	Pit
1	Out	105.4	1:20.221	119.2	31.955	83.3	2:44.183		5	49.185	112.0	1:19.434	118.6	29.490	84.2	2:38.109	
2	50.328	108.2	1:19.325	123.1	30.110	83.6	2:39.763		6	48.951	106.9	1:18.768	117.1	29.898	83.5	2:37.617	
3	49.097	111.3	1:19.471	120.5	30.588	86.4	2:39.156		7	49.010	113.0	1:19.927	113.0	29.959	86.4	2:38.896	
4	49.306	108.9	1:20.054	119.6	30.791	80.2	2:40.151		8								

38 Tony Best (7A) — Ferrari 246 Dino

lap	Sect-1	Speed	Sect-2	Speed	Sect-3	Speed	Laptime	Pit	lap	Sect-1	Speed	Sect-2	Speed	Sect-3	Speed	Laptime	Pit
1	Out	114.7	1:16.431	132.1	28.717	89.8	2:30.747		5	47.504	118.8	1:15.106	131.3	28.655	87.0	2:31.265	
2	47.239	114.7	1:15.180	131.6	28.391	88.9	2:30.810		6	47.019	117.7	1:16.846	131.6	29.064	81.6	2:32.929	
3	46.890	117.1	1:14.707	131.3	28.759	87.4	2:30.356		7	48.370	115.3	1:14.861	131.1	28.543	83.7	2:31.774	
4	47.896	118.8	1:14.833	131.8	28.602	88.3	2:31.331		8								

40 Sam Wilson (11) — Lotus 24

lap	Sect-1	Speed	Sect-2	Speed	Sect-3	Speed	Laptime	Pit	lap	Sect-1	Speed	Sect-2	Speed	Sect-3	Speed	Laptime	Pit
1							2:25.702		3			In		In		7:18.049	P
2							2:38.118		4								

42 James Willis (9) — Cooper T45

lap	Sect-1	Speed	Sect-2	Speed	Sect-3	Speed	Laptime	Pit	lap	Sect-1	Speed	Sect-2	Speed	Sect-3	Speed	Laptime	Pit
1	Out	94.8	1:25.459	113.0	32.366	82.3	2:48.642		5	47.398	113.6	1:17.074	108.8	30.080	88.1	2:34.552	
2	50.364	105.2	1:17.637	124.0	29.912	88.8	2:37.913		6	49.452	113.7	1:17.724	113.4	30.085	87.2	2:37.261	
3	50.180	114.3	1:17.742	124.5	29.612	87.8	2:37.534		7	48.306	113.9	1:16.922	125.0	31.167	88.7	2:36.395	
4	48.637	109.7	1:16.226	123.4	29.371	89.7	2:34.234		8								

43 Charles Gillett (9) — Cooper T43

lap	Sect-1	Speed	Sect-2	Speed	Sect-3	Speed	Laptime	Pit	lap	Sect-1	Speed	Sect-2	Speed	Sect-3	Speed	Laptime	Pit
1	Out	96.3	1:24.467	105.8	34.706	84.6	2:50.505		5	46.847	122.0	1:16.449	128.3	29.246	92.9	2:32.542	
2	47.669	118.1	1:16.390	125.2	30.032	91.6	2:34.091		6	47.508	116.3	1:14.387	130.3	28.974	91.7	2:30.869	
3	48.160	116.3	1:19.021	113.2	30.040	92.1	2:37.221		7	46.309	120.3	1:16.521	121.4	29.764	92.3	2:32.594	
4	47.242	119.0	1:15.333	115.9	30.583	85.8	2:33.158		8								

48 Ben Mitchell (7B) — BRM P48

lap	Sect-1	Speed	Sect-2	Speed	Sect-3	Speed	Laptime	Pit	lap	Sect-1	Speed	Sect-2	Speed	Sect-3	Speed	Laptime	Pit
1	Out	116.3	1:14.527	126.9	28.016	94.4	2:26.589		5	47.136	123.4	1:12.999	125.4	29.150	89.4	2:29.285	
2	46.601	120.5	1:11.955	125.4	27.464	94.0	2:26.020		6	48.985	121.1	1:13.757	124.7	27.999	87.8	2:30.741	
3	45.228	122.9	1:12.556	123.8	27.469	94.0	2:25.253		7	46.821	120.3	1:14.981	123.6	28.426	91.2	2:30.228	
4	45.762	120.5	1:13.055	122.0	28.939	91.3	2:27.756		8								

51 Rob Hall (9) — Cooper T43/51

lap	Sect-1	Speed	Sect-2	Speed	Sect-3	Speed	Laptime	Pit	lap	Sect-1	Speed	Sect-2	Speed	Sect-3	Speed	Laptime	Pit
1	Out	113.0	1:17.650	128.3	29.156	85.1	2:32.841		5	45.611	121.8	1:13.071	129.3	27.282	91.4	2:25.964	
2	46.816	117.3	1:14.467	128.3	27.804	90.1	2:29.087		6	48.259	120.9	1:16.524	129.1	27.989	86.0	2:32.772	
3	46.595	119.4	1:13.929	129.1	27.979	92.6	2:28.503		7	48.484	114.5	1:16.523	126.1	27.814	91.7	2:32.821	
4	46.996	118.6	1:14.018	127.1	27.866	89.6	2:28.880		8								

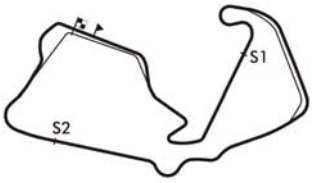

Session Start: 15:33:16 - Finish: 15:51:20
Weather/Track Conditions: Overcast / Dry
Circuit: Silverstone Historic Grand Prix
Track Length: 5.857 Km - 3.6394 miles
Printed: 20-07-2018 - 16:03

MST
Results: www.mstworld.com. Live Timing: https://livetiming.getraceresults.com/mst. Email: timing@mstworld.com

Silverstone Classic - 20 - 22 Jul 2018

Adrian Flux Trophy For Pre '66 Grand Prix Cars (HGPCA)

Qualifying for Race 7 - Sector Analysis

61 Helmut Gassmann (6) — Connaught B4

lap	Sect-1	Speed	Sect-2	Speed	Sect-3	Speed	Laptime	Pit	lap	Sect-1	Speed	Sect-2	Speed	Sect-3	Speed	Laptime	Pit
1	Out	89.6	1:33.235	108.4	36.344	69.8	3:01.812		4	55.476	102.3	1:25.750	104.9	35.209	78.1	2:56.435	
2	57.179	95.5	1:30.188	108.9	36.079	72.9	3:03.446		5	52.850	102.1	1:28.064	108.4	34.829	76.3	2:55.743	
3	55.181	101.4	1:27.458	110.2	36.713	69.8	2:59.352		6	53.906	99.7	1:26.223	111.7	34.284	75.1	2:54.413	

66 Sid Hoole (11) — Cooper T66 F1

lap	Sect-1	Speed	Sect-2	Speed	Sect-3	Speed	Laptime	Pit	lap	Sect-1	Speed	Sect-2	Speed	Sect-3	Speed	Laptime	Pit
1	Out	102.3	1:19.737	111.3	30.746	87.7	2:42.489		2								

70 Jean-Georges van Praet (5) — Cooper Bristol T23 Mk2

lap	Sect-1	Speed	Sect-2	Speed	Sect-3	Speed	Laptime	Pit	lap	Sect-1	Speed	Sect-2	Speed	Sect-3	Speed	Laptime	Pit
1	Out	75.4	1:46.470	86.4	40.973	63.4	3:27.121		4	1:01.000	88.5	1:39.062	98.3	38.214	67.8	3:18.276	
2	1:04.293	86.1	1:42.840	87.7	39.569	64.3	3:26.702		5	1:01.505	91.3	1:37.695	95.7	38.388	68.6	3:17.588	
3	1:03.641	81.8	1:40.329	90.8	39.500	65.7	3:23.470		6								

73 Tom Dark (7B) — Cooper T51

lap	Sect-1	Speed	Sect-2	Speed	Sect-3	Speed	Laptime	Pit	lap	Sect-1	Speed	Sect-2	Speed	Sect-3	Speed	Laptime	Pit
1	Out	101.4	1:18.611	130.8	31.126	82.3	2:36.705		5	46.847	126.9	1:12.746	136.1	29.757	88.0	2:29.350	
2	48.596	125.2	1:15.898	137.5	31.011	87.0	2:35.505		6	48.278	124.3	1:14.100	135.0	28.906	84.0	2:31.284	
3	47.792	124.7	1:13.692	133.7	31.245	92.1	2:32.729		7	46.496	124.5	1:13.929	141.6	28.792	90.7	2:29.217	
4	48.081	128.6	1:13.372	141.6	29.606	91.3	2:31.059		8								

75 Niamh Wood (5) — Cooper Bristol T20 Mk1

lap	Sect-1	Speed	Sect-2	Speed	Sect-3	Speed	Laptime	Pit	lap	Sect-1	Speed	Sect-2	Speed	Sect-3	Speed	Laptime	Pit
1	Out	90.9	1:28.994	112.0	33.407	75.4	2:54.404		5	50.193	102.8	1:22.009	118.8	30.262	81.4	2:42.464	
2	52.619	101.7	1:24.015	111.8	31.754	76.5	2:48.388		6	50.759	104.7	1:21.763	117.3	30.601	81.0	2:43.123	
3	52.085	101.2	1:24.353	117.7	32.593	73.6	2:49.031		7	50.932	106.7	1:20.493	118.8	29.563	80.4	2:40.988	
4	51.781	100.9	1:22.821	117.7	30.412	81.0	2:45.014		8								

77 Geraint Owen (8) — Kurtis-Offenhauser 500C

lap	Sect-1	Speed	Sect-2	Speed	Sect-3	Speed	Laptime	Pit	lap	Sect-1	Speed	Sect-2	Speed	Sect-3	Speed	Laptime	Pit
1	Out	107.7	1:18.513	122.9	30.794	87.0	2:35.249		5	46.619	123.1	1:13.546	144.0	28.619	91.2	2:28.784	
2	47.726	120.1	1:14.672	139.2	29.090	89.0	2:31.488		6	47.563	109.5	1:16.525	127.6	30.630	87.5	2:34.718	
3	47.534	117.7	1:16.007	140.7	29.215	92.2	2:32.756		7	46.114	126.4	1:13.876	143.7	30.723	79.0	2:30.713	
4	47.849	115.5	1:15.892	128.6	29.747	92.4	2:33.488		8								

80 Nick Taylor (10) — Lotus 18

lap	Sect-1	Speed	Sect-2	Speed	Sect-3	Speed	Laptime	Pit	lap	Sect-1	Speed	Sect-2	Speed	Sect-3	Speed	Laptime	Pit
1	Out	102.9	1:22.018	118.6	30.231	85.2	2:39.038		5	47.136	116.1	1:16.393	121.4	29.943	89.1	2:33.472	
2	48.579	107.9	1:17.453	121.6	29.401	84.7	2:35.433		6	47.186	115.3	1:16.112	123.1	28.313	89.7	2:31.611	
3	48.502	112.4	1:16.761	123.1	29.203	87.0	2:34.466		7	47.392	116.7	1:16.935	120.5	28.906	87.7	2:33.233	
4	52.201	98.5	1:20.089	120.5	29.764	87.6	2:42.054		8								

88 Bernardo Hartogs (10) — Lotus 18/21

lap	Sect-1	Speed	Sect-2	Speed	Sect-3	Speed	Laptime	Pit	lap	Sect-1	Speed	Sect-2	Speed	Sect-3	Speed	Laptime	Pit
1	Out	107.7	1:20.086	117.5	30.692	79.1	2:37.773		5	48.835	106.7	1:19.181	113.7	30.259	87.3	2:38.275	
2	50.148	106.2	1:19.518	117.5	30.261	86.0	2:39.927		6	48.554	108.1	1:18.661	116.7	29.918	84.3	2:37.133	
3	49.487	106.9	1:19.078	115.9	30.728	85.9	2:39.293		7	49.073	106.0	1:18.574	116.7	29.501	86.8	2:37.148	
4	49.494	108.1	1:22.530	115.5	30.533	86.8	2:42.557		8								

91 Chris Drake (7B) — Cooper T53

lap	Sect-1	Speed	Sect-2	Speed	Sect-3	Speed	Laptime	Pit	lap	Sect-1	Speed	Sect-2	Speed	Sect-3	Speed	Laptime	Pit
1	Out	116.5	1:14.915	131.3	28.711	92.2	2:26.667		5	45.227	125.0	1:11.954	130.6	27.542	94.4	2:24.723	
2	46.515	119.8	1:12.754	132.9	27.936	93.9	2:27.205		6	44.491	115.3	1:13.630	130.6	28.207	86.1	2:26.328	
3	45.575	123.1	1:13.870	130.3	28.058	93.1	2:27.503		7	45.572	119.2	1:13.445	118.6	30.090	89.1	2:29.107	
4	44.343	123.8	1:11.913	133.9	28.089	92.7	2:24.345		8	45.344	122.9	1:11.736	131.3	27.876	93.7	2:24.956	

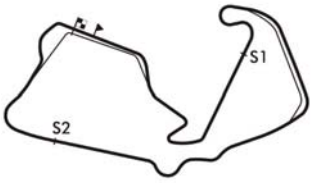

Session Start: 15:33:16 - Finish: 15:51:20
Weather/Track Conditions: Overcast / Dry
Circuit: Silverstone Historic Grand Prix
Track Length: 5.857 Km - 3.6394 miles
Printed: 20-07-2018 - 16:03

MST
Results: www.mstworld.com. Live Timing: https://livetiming.getraceresults.com/mst. Email: timing@mstworld.com

Silverstone Classic - 20 - 22 Jul 2018

Adrian Flux Trophy For Pre '66 Grand Prix Cars (HGPCA)

Qualifying for Race 7 - Sector Analysis

99 John Evans (12) — Brabham BT4

lap	Sect-1	Speed	Sect-2	Speed	Sect-3	Speed	Laptime	Pit
1	Out	112.6	1:18.318	138.4	30.050	92.9	2:31.381	
2	46.364	122.5	1:14.793	135.8	28.426	93.7	2:29.583	
3	46.476	113.9	1:17.436	138.4	29.989	89.8	2:33.901	
4	47.072	121.1	1:14.119	138.4	29.119	93.2	2:30.310	
5	47.846	111.7	1:14.522	136.1	30.111	90.4	2:32.479	
6	47.187	120.7	1:14.070	133.2	29.734	88.8	2:30.991	
7	46.044	109.7	1:15.116	123.8	31.667	93.3	2:32.827	
8								

114 Timothy de Silva (11) — Lotus 24

lap	Sect-1	Speed	Sect-2	Speed	Sect-3	Speed	Laptime	Pit
1	Out	122.2	1:13.816	114.9	27.532	90.8	2:24.260	
2	45.810	123.8	1:12.604	133.2	26.444	90.0	2:24.858	
3	44.651	125.2	1:14.025	133.7	27.019	92.7	2:25.695	
4	44.369	126.4	1:12.764	133.2	26.740	93.2	2:23.873	
5	44.684	124.3	1:11.556	132.9	26.172	93.2	2:22.412	
6	45.264	122.7	1:13.236	133.7	27.317	92.1	2:25.817	
7	45.260	123.8	1:10.843	133.9	26.616	91.2	2:22.719	
8								

116 John Ure (5) — Cooper Bristol T24/25

lap	Sect-1	Speed	Sect-2	Speed	Sect-3	Speed	Laptime	Pit
1	Out	85.7	1:28.091	110.9	32.894	76.0	2:51.531	
2	50.019	100.9	1:21.760	112.6	In		2:47.725	P
3	Out	110.2	1:18.547	116.3	28.700	86.4	3:41.855	P
4	48.443	111.1	1:18.352	116.1	29.521	85.3	2:36.316	
5	49.105	110.2	1:20.860	118.6	29.633	83.7	2:39.598	
6	50.100	109.5	1:22.592	113.7	In		2:48.572	P

128 Eddie McGuire (8) — Scarab Offenhauser

lap	Sect-1	Speed	Sect-2	Speed	Sect-3	Speed	Laptime	Pit
1	Out	117.3	1:18.817	127.3	30.594	86.8	2:32.120	
2	47.462	121.8	1:14.167	137.8	29.084	91.2	2:30.713	
3	46.060	126.6	1:14.821	136.1	29.088	84.7	2:29.969	
4	47.260	126.9	1:13.828	135.8	28.694	90.8	2:29.782	
5	47.064	127.8	1:13.914	134.5	29.649	83.9	2:30.627	
6	46.782	125.7	1:13.656	136.4	28.348	91.3	2:28.786	
7	46.264	124.7	1:15.009	134.8	28.568	90.6	2:29.841	
8	45.990	122.0	1:14.773	135.3	28.320	90.3	2:29.083	

248 Klaus Lehr (6) — Maserati 250F CM5

lap	Sect-1	Speed	Sect-2	Speed	Sect-3	Speed	Laptime	Pit
1	Out	85.7	1:27.669	105.8	33.539	82.0	2:52.450	
2	50.306	102.0	1:20.581	116.5	31.684	87.4	2:42.571	
3	50.040	97.0	1:20.388	117.1	30.796	87.6	2:41.224	
4	49.962	107.5	1:18.270	118.8	30.443	87.3	2:38.675	
5	48.846	108.4	1:19.912	119.6	30.618	89.8	2:39.376	
6	48.766	108.1	1:18.201	115.5	30.405	88.8	2:37.372	
7	49.275	106.0	1:19.485	114.1	30.365	89.8	2:39.125	
8								

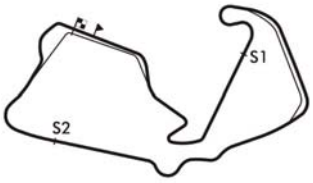

Session Start: 15:33:16 - Finish: 15:51:20
Weather/Track Conditions: Overcast / Dry
Circuit: Silverstone Historic Grand Prix
Track Length: 5.857 Km - 3.6394 miles
Printed: 20-07-2018 - 16:03

MST
Results: www.mstworld.com. Live Timing: https://livetiming.getraceresults.com/mst. Email: timing@mstworld.com

Silverstone Classic - 20 - 22 Jul 2018

Adrian Flux Trophy For Pre '66 Grand Prix Cars (HGPCA)

Qualifying for Race 7 - Best Sector Times

	SECTOR 1			SECTOR 2			SECTOR 3		
	NO	TIME	LAP	NO	TIME	LAP	NO	TIME	LAP
1	22	44.015	5	11	1:10.199	8	114	26.172	5
2	10	44.069	6	3	1:10.304	3	11	26.666	8
3	11	44.145	6	22	1:10.407	5	10	26.717	3
4	3	44.208	5	114	1:10.843	7	22	26.849	4
5	91	44.343	4	12	1:11.206	4	3	27.030	3
6	114	44.369	4	10	1:11.486	3	51	27.282	5
7	12	44.802	4	91	1:11.736	8	48	27.464	2
8	48	45.228	3	48	1:11.955	2	91	27.542	5
9	51	45.611	5	14	1:12.316	7	31	27.768	3
10	30	45.633	3	30	1:12.400	2	14	27.891	6
11	14	45.775	4	24	1:12.445	5	12	28.063	2
12	24	45.935	5	73	1:12.746	5	9	28.192	3
13	128	45.990	8	51	1:13.071	5	80	28.313	6
14	99	46.044	7	77	1:13.546	5	128	28.320	8
15	9	46.112	4	128	1:13.656	6	30	28.364	1
16	77	46.114	7	99	1:14.070	6	38	28.391	2
17	43	46.309	7	9	1:14.074	4	99	28.426	2
18	73	46.496	7	25	1:14.332	1	36	28.472	2
19	6	46.794	5	43	1:14.387	6	77	28.619	5
20	38	46.890	3	38	1:14.707	3	116	28.700	3
21	7	46.910	6	7	1:14.783	6	73	28.792	7
22	27	46.926	7	27	1:15.077	7	43	28.974	6
23	80	47.136	5	6	1:15.958	3	33	29.172	7
24	42	47.398	5	80	1:16.112	6	27	29.213	6
25	32	47.465	3	42	1:16.226	4	6	29.311	5
26	8	47.474	6	31	1:16.273	7	7	29.312	6
27	36	47.828	4	32	1:16.545	3	42	29.371	4
28	31	47.942	5	36	1:16.551	4	37	29.490	5
29	21	48.360	6	8	1:17.319	4	88	29.501	7
30	116	48.443	4	28	1:17.811	5	75	29.563	7
31	88	48.554	6	248	1:18.201	6	18	29.624	5
32	66	48.648	2	116	1:18.352	4	8	29.741	7
33	28	48.729	7	88	1:18.574	7	20	29.790	7
34	248	48.766	6	33	1:18.736	7	21	29.905	7
35	37	48.951	6	37	1:18.768	6	19	29.925	4
36	33	49.736	6	21	1:18.924	6	32	30.083	4
37	19	49.755	4	18	1:19.318	5	24	30.246	2
38	17	49.758	6	66	1:19.737	1	248	30.365	7
39	34	49.887	4	34	1:19.812	4	17	30.475	5
40	20	50.054	5	19	1:20.087	5	34	30.746	2
41	75	50.193	5	75	1:20.493	7	66	30.746	1
42	18	50.544	5	17	1:20.961	6	23	30.973	7
43	23	51.427	4	20	1:21.029	5	28	31.314	2
44	5	52.728	4	23	1:22.243	5	5	33.703	6
45	61	52.850	5	5	1:23.272	5	61	34.284	6
46	29	55.982	4	61	1:25.750	4	29	35.084	2
47	2	1:00.767	4	29	1:29.764	5	70	38.214	4

IDEAL / BEST LAP COMPARISON

NO	NAME	BEST	IN	IDEAL	DIFF
11	Jon Fairley	2:21.292	8	2:21.010	+0.282
3	Barry Cannell	2:21.577	3	2:21.542	+0.035
22	Peter Horsman	2:22.183	3	2:21.271	+0.912
114	Timothy de Silva	2:22.412	5	2:21.384	+1.028
10	William Nuthall	2:22.506	3	2:22.272	+0.234
91	Chris Drake	2:24.345	4	2:23.621	+0.724
48	Ben Mitchell	2:25.253	3	2:24.647	+0.606
12	Rudi Friedrichs	2:25.457	4	2:24.071	+1.386
40	Sam Wilson	2:25.702	1		+
51	Rob Hall	2:25.964	5	2:25.964	+0.000
14	Richard Wilson	2:26.172	7	2:25.982	+0.190
30	Julian Bronson	2:26.660	2	2:26.397	+0.263
77	Geraint Owen	2:28.784	5	2:28.279	+0.505
128	Eddie McGuire	2:28.786	6	2:27.966	+0.820
73	Tom Dark	2:29.217	7	2:28.034	+1.183
24	Charles McCabe	2:29.376	5	2:28.626	+0.750
99	John Evans	2:29.583	2	2:28.540	+1.043
9	Mark Daniell	2:29.916	4	2:28.378	+1.538
38	Tony Best	2:30.356	3	2:29.988	+0.368
43	Charles Gillett	2:30.869	6	2:29.670	+1.199
7	Paul Griffin	2:31.005	6	2:31.005	+0.000
27	Harindra de Silva	2:31.254	7	2:31.216	+0.038
80	Nick Taylor	2:31.611	6	2:31.561	+0.050
6	Chris Helliwell	2:32.337	6	2:32.063	+0.274
36	John Delane	2:33.120	4	2:32.851	+0.269
31	Robs Lamplough	2:33.658	3	2:31.983	+1.675
42	James Willis	2:34.234	4	2:32.995	+1.239
32	Larry Kinch	2:34.505	3	2:34.093	+0.412
8	Tony Ditheridge	2:35.541	6	2:34.534	+1.007
116	John Ure	2:36.316	4	2:35.495	+0.821
88	Bernardo Hartogs	2:37.133	6	2:36.629	+0.504
21	Ian Nuthall	2:37.272	6	2:37.189	+0.083
248	Klaus Lehr	2:37.372	6	2:37.332	+0.040
37	Alan Baillie	2:37.617	6	2:37.209	+0.408
33	Chris Phillips	2:37.869	7	2:37.644	+0.225
28	Graham Adelman	2:38.986	7	2:37.854	+1.132
18	Nigel Batchelor	2:39.486	5	2:39.486	+0.000
19	Paul Grant	2:40.256	7	2:39.767	+0.489
75	Niamh Wood	2:40.988	7	2:40.249	+0.739
20	David Wenman	2:41.534	5	2:40.873	+0.661
34	John Bussey	2:41.537	4	2:40.445	+1.092
17	Marc Valvekens	2:41.778	6	2:41.194	+0.584
23	Barry Wood	2:45.580	7	2:44.643	+0.937
5	Michel Baudoin	2:50.910	6	2:49.703	+1.207
61	Helmut Gassmann	2:54.413	6	2:52.884	+1.529
29	Francesco Baldanza	3:02.443	2	3:00.830	+1.613
70	Jean-Georges van F	3:17.588	5	3:16.909	+0.679

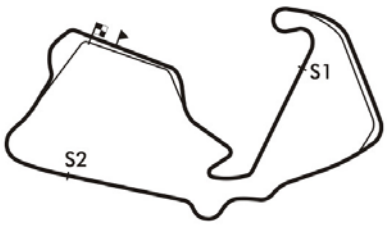

Session Start: 15:33:16 - Finish: 15:51:20
Weather/Track Conditions: Overcast / Dry
Circuit: Silverstone Historic Grand Prix
Track Length: 5.857 Km - 3.6394 miles

Printed: 20-07-2018 - 16:03

Silverstone Classic - 20 - 22 Jul 2018

Adrian Flux Trophy For Pre '66 Grand Prix Cars (HGPCA)

Qualifying for Race 7 - Best Sector Times

48	70	1:01.000	4	70	1:37.695	5	2	38.547	2
49	16			2	1:38.234	1	16		
50	25			16			25		
51	26			26			26		
52	35			35			35		
53	40			40			40		
54	79			79			79		

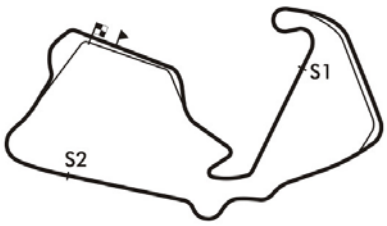

Session Start: 15:33:16 - Finish: 15:51:20
Weather/Track Conditions: Overcast / Dry
Circuit: Silverstone Historic Grand Prix
Track Length: 5.857 Km - 3.6394 miles

Printed: 20-07-2018 - 16:03

Silverstone Classic - 20 - 22 Jul 2018

Adrian Flux Trophy For Pre '66 Grand Prix Cars (HGPCA)

Qualifying for Race 7 - Best Sector Times

2	Julia de Baldanza	3:20.760	5	3:17.548	+3.212
25	Tony Wood				+
66	Sid Hoole			2:39.131	3:15.644

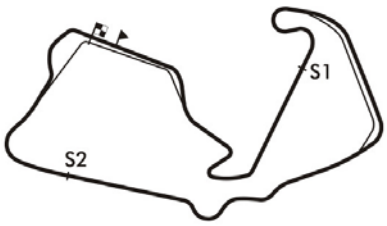

Session Start: 15:33:16 - Finish: 15:51:20
Weather/Track Conditions: Overcast / Dry
Circuit: Silverstone Historic Grand Prix
Track Length: 5.857 Km - 3.6394 miles

Printed: 20-07-2018 - 16:03

Silverstone Classic - 20 - 22 Jul 2018

Adrian Flux Trophy For Pre '66 Grand Prix Cars (HGPCA)

Qualifying for Race 7 - Best Sector Speeds

	NO	SECTOR 1	MPH	NO	SECTOR 2	MPH	NO	SECTOR 3	MPH
1	22	Peter Horsman	132.9	12	Rudi Friedrichs	145.9	12	Rudi Friedrichs	99.0
2	11	Jon Fairley	131.8	22	Peter Horsman	144.9	11	Jon Fairley	98.4
3	24	Charles McCabe	131.6	77	Geraint Owen	144.0	10	William Nuthall	97.5
4	3	Barry Cannell	129.1	3	Barry Cannell	142.8	22	Peter Horsman	97.4
5	73	Tom Dark	128.6	24	Charles McCabe	141.6	14	Richard Wilson	95.6
6	128	Eddie McGuire	127.8	73	Tom Dark	141.6	24	Charles McCabe	95.5
7	32	Larry Kinch	126.6	11	Jon Fairley	140.4	48	Ben Mitchell	94.4
8	77	Geraint Owen	126.4	99	John Evans	138.4	91	Chris Drake	94.4
9	114	Timothy de Silva	126.4	128	Eddie McGuire	137.8	30	Julian Bronson	93.7
10	10	William Nuthall	126.1	30	Julian Bronson	136.4	99	John Evans	93.7
11	7	Paul Griffin	125.4	10	William Nuthall	135.6	3	Barry Cannell	93.5
12	91	Chris Drake	125.0	32	Larry Kinch	135.0	9	Mark Daniell	93.5
13	48	Ben Mitchell	123.4	14	Richard Wilson	134.2	114	Timothy de Silva	93.2
14	9	Mark Daniell	122.9	91	Chris Drake	133.9	43	Charles Gillett	92.9
15	14	Richard Wilson	122.9	114	Timothy de Silva	133.9	51	Rob Hall	92.6
16	99	John Evans	122.5	38	Tony Best	132.1	77	Geraint Owen	92.4
17	25	Tony Wood	122.2	7	Paul Griffin	131.8	73	Tom Dark	92.1
18	43	Charles Gillett	122.0	9	Mark Daniell	131.6	6	Chris Helliwell	91.3
19	51	Rob Hall	121.8	43	Charles Gillett	130.3	128	Eddie McGuire	91.3
20	12	Rudi Friedrichs	121.6	25	Tony Wood	129.8	7	Paul Griffin	90.1
21	30	Julian Bronson	120.3	51	Rob Hall	129.3	38	Tony Best	89.8
22	27	Harindra de Silva	119.0	8	Tony Ditheridge	128.3	248	Klaus Lehr	89.8
23	38	Tony Best	118.8	27	Harindra de Silva	127.6	42	James Willis	89.7
24	8	Tony Ditheridge	117.7	48	Ben Mitchell	126.9	80	Nick Taylor	89.7
25	36	John Delane	117.1	36	John Delane	126.6	27	Harindra de Silva	88.9
26	80	Nick Taylor	116.7	28	Graham Adelman	126.1	31	Robs Lamplough	88.8
27	28	Graham Adelman	116.3	6	Chris Helliwell	125.0	36	John Delane	87.8
28	6	Chris Helliwell	114.3	42	James Willis	125.0	66	Sid Hoole	87.7
29	42	James Willis	114.3	5	Michel Baudoin	124.0	28	Graham Adelman	87.6
30	37	Alan Baillie	113.0	37	Alan Baillie	123.1	8	Tony Ditheridge	87.5
31	31	Robs Lamplough	112.6	80	Nick Taylor	123.1	88	Bernardo Hartogs	87.3
32	21	Ian Nuthall	111.1	31	Robs Lamplough	122.2	21	Ian Nuthall	87.0
33	116	John Ure	111.1	33	Chris Phillips	119.6	32	Larry Kinch	86.7
34	5	Michel Baudoin	110.9	248	Klaus Lehr	119.6	17	Marc Valvekens	86.6
35	17	Marc Valvekens	108.6	17	Marc Valvekens	118.8	37	Alan Baillie	86.4
36	248	Klaus Lehr	108.4	75	Niamh Wood	118.8	116	John Ure	86.4
37	34	John Bussey	108.1	116	John Ure	118.6	19	Paul Grant	85.5
38	88	Bernardo Hartogs	108.1	21	Ian Nuthall	118.4	33	Chris Phillips	85.2
39	18	Nigel Batchelor	107.7	34	John Bussey	118.1	18	Nigel Batchelor	84.3
40	19	Paul Grant	107.4	88	Bernardo Hartogs	117.5	20	David Wenman	83.4

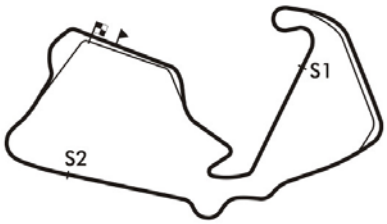

Session Start: 15:33:16 - Finish: 15:51:20
Weather/Track Conditions: Overcast / Dry
Circuit: Silverstone Historic Grand Prix
Track Length: 5.857 Km - 3.6394 miles
Printed: 20-07-2018 - 16:03

Silverstone Classic - 20 - 22 Jul 2018

Adrian Flux Trophy For Pre '66 Grand Prix Cars (HGPCA)

Qualifying for Race 7 - Best Sector Speeds

41	33	Chris Phillips	107.2	18	Nigel Batchelor	116.9	23	Barry Wood	82.7
42	75	Niamh Wood	106.7	19	Paul Grant	115.5	75	Niamh Wood	81.4
43	20	David Wenman	105.2	20	David Wenman	114.3	5	Michel Baudoin	81.3
44	23	Barry Wood	103.1	23	Barry Wood	113.7	34	John Bussey	79.9
45	61	Helmut Gassmann	102.3	29	Francesco Baldanza	112.0	61	Helmut Gassmann	78.1
46	66	Sid Hoole	102.3	61	Helmut Gassmann	111.7	29	Francesco Baldanza	75.4
47	29	Francesco Baldanza	101.1	66	Sid Hoole	111.3	2	Julia de Baldanza	71.0
48	70	Jean-Georges van Praet	91.3	70	Jean-Georges van Praet	98.3	70	Jean-Georges van Praet	68.6
49	2	Julia de Baldanza	88.0	2	Julia de Baldanza	93.1	16	Max Smith Hilliard	0.0
50	16	Max Smith Hilliard	0.0	16	Max Smith Hilliard	0.0	25	Tony Wood	0.0
51	26	Luc Brandts	0.0	26	Luc Brandts	0.0	26	Luc Brandts	0.0
52	35	Cliff Gray	0.0	35	Cliff Gray	0.0	35	Cliff Gray	0.0
53	40	Sam Wilson	0.0	40	Sam Wilson	0.0	40	Sam Wilson	0.0
54	79	Michael Gans	0.0	79	Michael Gans	0.0	79	Michael Gans	0.0

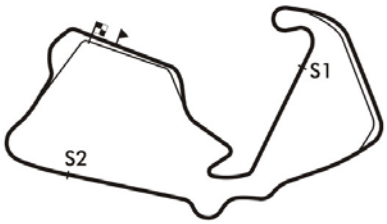

Session Start: 15:33:16 - Finish: 15:51:20
Weather/Track Conditions: Overcast / Dry
Circuit: Silverstone Historic Grand Prix
Track Length: 5.857 Km - 3.6394 miles
Printed: 20-07-2018 - 16:03

Silverstone Classic - 20 - 22 Jul 2018

Adrian Flux Trophy For Pre '66 Grand Prix Cars (HGPCA)

Race 7 - Starting Grid

Sheet No:

Start Time : 16:05 - Heat Duration : 20 Minutes

ROW							
24	47	31	Ben Mitchell				
23	45	25	Tony Wood	46	66	Sid Hoole
22	43	70	Jean-Georges van Praet	44	2	Julia de Baldanza
21	41	61	Helmut Gassmann	42	29	Francesco Baldanza
20	39	23	Barry Wood	40	5	Michel Baudoin
19	37	34	John Bussey	38	17	Marc Valvekens
18	35	75	Niamh Wood	36	20	David Wenman
17	33	18	Nigel Batchelor	34	19	Paul Grant
16	31	33	Chris Phillips	32	28	Graham Adelman
15	29	248	Klaus Lehr	30	37	Alan Baillie
14	27	88	Bernardo Hartogs	28	21	Ian Nuthall
13	25	8	Tony Ditheridge	26	116	John Ure
12	23	42	James Willis	24	32	Larry Kinch
11	21	80	Nick Taylor	22	36	John Delane
10	19	7	Paul Griffin	20	27	Harindra de Silva
9	17	38	Tony Best	18	43	Charles Gillett
8	15	99	John Evans	16	9	Mark Daniell
7	13	73	Tom Dark	14	24	Charles McCabe
6	11	77	Geraint Owen	12	128	Eddie McGuire
5	9	14	Richard Wilson	10	30	Julian Bronson
4	7	40	Sam Wilson	8	51	Rob Hall
3	5	91	Chris Drake	6	12	Rudi Friedrichs
2	3	114	Timothy de Silva	4	10	William Nuthall
1	1	11	Jon Fairley	2	22	Peter Horsman

Pole Right

Cars 25, 66 & 31 start BOG. Cars 3, 48 & 6 withdrawn.

Circuit: Silverstone Historic Grand Prix
Track Length: 5.857 Km - 3.6394 miles

These results are provisional until the conclusion of any judicial and technical matters.

Clerk of the Course:	Timekeeper:	Issued at:
Julian Floyd	Nick Palmer	

Printed : 21-07-2018 - 14:18

Silverstone Classic - 20 - 22 Jul 2018

Adrian Flux Trophy For Pre '66 Grand Prix Cars (HGPCA)

Race 7 - Classification

Sheet No:

POS	NO	DRIVER/S	CLASS	CLASS POS	CAR MAKE / MODEL	TIME	LAPS	GAP	DIFF	MPH	BEST	ON
1	10	William Nuthall	7B	1	Cooper T53	14:13.155	6	-- 6 laps --		92.14	2:21.355	2
2	22	Peter Horsman	12	1	Lotus 18/21	14:14.484	6	1.329	1.329	91.99	2:21.221	3
3	114	Timothy de Silva	11	1	Lotus 24	14:14.686	6	1.531	0.202	91.98	2:21.025	6
4	91	Chris Drake	7B	2	Cooper T53	14:40.833	6	27.678	26.147	89.24	2:24.806	4
5	12	Rudi Friedrichs	7B	3	Cooper T53	14:44.638	6	31.483	3.805	88.86	2:24.942	2
6	51	Rob Hall	9	1	Cooper T43/51	14:46.363	6	33.208	1.725	88.69	2:25.471	2
7	73	Tom Dark	7B	4	Cooper T51	14:46.930	6	33.775	0.567	88.63	2:25.213	3
8	9	Mark Daniell	9	2	Cooper T45	14:53.198	6	40.043	6.268	88.00	2:27.142	4
9	43	Charles Gillett	9	3	Cooper T43	14:53.589	6	40.434	0.391	87.97	2:26.797	4
10	77	Geraint Owen	8	1	Kurtis-Offenhauser 500C	15:04.827	6	51.672	11.238	86.87	2:29.224	4
11	128	Eddie McGuire	8	2	Scarab Offenhauser	15:06.333	6	53.178	1.506	86.73	2:29.337	4
12	38	Tony Best	7A	1	Ferrari 246 Dino	15:07.181	6	54.026	0.848	86.65	2:29.672	3
13	99	John Evans	12	2	Brabham BT4	15:10.400	6	57.245	3.219	86.35	2:28.569	6
14	24	Charles McCabe	7B	5	Lotus 18	15:13.761	6	1:00.606	3.361	86.03	2:29.380	4
15	25	Tony Wood	7A	2	Tec-Mec Maserati 415	15:14.173	6	1:01.018	0.412	85.99	2:27.716	5
16	42	James Willis	9	4	Cooper T45	15:22.633	6	1:09.478	8.460	85.20	2:30.717	5
17	66	Sid Hoole	11	2	Cooper T66 F1	15:24.315	6	1:11.160	1.682	85.05	2:28.168	5
18	80	Nick Taylor	10	1	Lotus 18	15:24.863	6	1:11.708	0.548	84.99	2:31.495	5
19	32	Larry Kinch	12	3	Lotus 32 Tasman	15:33.552	6	1:20.397	8.689	84.20	2:32.554	5
20	248	Klaus Lehr	6	1	Maserati 250F CM5	15:36.202	6	1:23.047	2.650	83.97	2:32.932	5
21	88	Bernardo Hartogs	10	2	Lotus 18/21	15:44.569	6	1:31.414	8.367	83.22	2:34.142	5
22	8	Tony Ditheridge	9	5	Cooper T45	15:46.362	6	1:33.207	1.793	83.06	2:34.883	5
23	116	John Ure	5	1	Cooper Bristol T24/25	15:50.227	6	1:37.072	3.865	82.72	2:35.598	5
24	37	Alan Baillie	10	3	LDS 007	15:50.367	6	1:37.212	0.140	82.71	2:36.055	3
25	28	Graham Adelman	6	2	Maserati 250F	16:04.607	6	1:51.452	14.240	81.49	2:37.241	5
26	21	Ian Nuthall	5	2	Alta F2	16:04.821	6	1:51.666	0.214	81.47	2:36.719	5
27	17	Marc Valvekens	6	3	Gordini T16	16:10.240	6	1:57.085	5.419	81.02	2:38.009	5
28	33	Chris Phillips	5	3	Cooper Bristol T23 Mk2	16:11.067	6	1:57.912	0.827	80.95	2:38.660	5
29	19	Paul Grant	5	4	Cooper Bristol T23 Mk2	16:15.260	6	2:02.105	4.193	80.60	2:37.432	5
30	5	Michel Baudoin	9	6	Cooper T45	16:32.339	6	2:19.184	17.079	79.21	2:41.864	4
31	75	Niamh Wood	5	5	Cooper Bristol T20 Mk1	16:32.510	6	2:19.355	0.171	79.20	2:41.634	4
32	23	Barry Wood	5	6	Cooper Bristol T20 Mk1	16:35.425	6	2:22.270	2.915	78.97	2:41.785	4
33	7	Paul Griffin	7B	6	Cooper T51	14:44.310	5	-- 5 laps --	53.422	74.07	2:32.230	4
34	61	Helmut Gassmann	6	4	Connaught B4	14:53.075	5	8.765	8.765	73.35	2:52.915	4
35	29	Francesco Baldanza	10	4	Lola Mk3	15:06.193	5	21.883	13.118	72.28	2:56.811	3
36	70	Jean-Georges van Praet	5	7	Cooper Bristol T23 Mk2	15:48.407	5	1:04.097	42.214	69.07	3:02.456	4
37	2	Julia de Baldanza	4	1	Maserati A6GCM	15:51.504	5	1:07.194	3.097	68.84	3:04.423	4
38	27	Harindra de Silva	11	3	Scirocco BRM	16:39.579	5	1:55.269	48.075	65.54	2:31.825	4
39	36	John Delane	10	5	Lotus 21	15:22.237	4	-- 4 laps --	1:31.127	56.82	2:37.851	4

Car 18 & 40 - Non starters

Session Start: 16:06:05 - Finish: 16:20:15
Weather/Track Conditions: Overcast / Dry
Circuit: Silverstone Historic Grand Prix
Track Length: 5.857 Km - 3.6394 miles

These results are provisional until the conclusion of any judicial and technical matters.

Clerk of the Course:	Timekeeper:	Issued at:
Julian Floyd	Nick Palmer	

Silverstone Classic - 20 - 22 Jul 2018

Adrian Flux Trophy For Pre '66 Grand Prix Cars (HGPCA)

Race 7 - Classification

Sheet No:

---------- NOT CLASSIFIED ----------

DNF 11	Jon Fairley	12	Brabham BT11/19	13:02.062	5	-- 5 laps --		83.76	2:21.589	2
DNF 34	John Bussey	7C	Cooper T43	13:29.379	5	27.317	27.317	80.93	2:38.376	3
DNF 20	David Wenman	5	Connaught A4	10:53.120	4	-- 4 laps --	2.474	80.24	2:39.109	4
DNF 30	Julian Bronson	8	Scarab Offenhauser	4:56.581	2	-- 2 laps --		88.35	2:27.501	2
DNF 14	Richard Wilson	7B	Cooper T51	5:01.291	2	4.710	4.710	86.97	2:28.512	2
DNF 31	Ben Mitchell	INV	Lola T60	2:53.145	1	-- 1 laps --	20.366	75.66	2:53.145	1

---------- FASTEST LAP SUMMARY ----------

NO	DRIVER/S	CLASS	CAR MAKE / MODEL	FASTEST LAP	ON	MPH
114	Timothy de Silva	11	Lotus 24	2:21.025	6	92.90
22	Peter Horsman	12	Lotus 18/21	2:21.221	3	92.77
10	William Nuthall	7B	Cooper T53	2:21.355	2	92.69
51	Rob Hall	9	Cooper T43/51	2:25.471	2	90.06
30	Julian Bronson	8	Scarab Offenhauser	2:27.501	2	88.82
25	Tony Wood	7A	Tec-Mec Maserati 415	2:27.716	5	88.70
80	Nick Taylor	10	Lotus 18	2:31.495	5	86.48
248	Klaus Lehr	6	Maserati 250F CM5	2:32.932	5	85.67
116	John Ure	5	Cooper Bristol T24/25	2:35.598	5	84.20
34	John Bussey	7C	Cooper T43	2:38.376	3	82.73
31	Ben Mitchell	INV	Lola T60	2:53.145	1	75.67
2	Julia de Baldanza	4	Maserati A6GCM	3:04.423	4	71.04

Car 18 & 40 - Non starters

Session Start: 16:06:05 - Finish: 16:20:15
Weather/Track Conditions: Overcast / Dry
Circuit: Silverstone Historic Grand Prix
Track Length: 5.857 Km - 3.6394 miles

These results are provisional until the conclusion of any judicial and technical matters.

Clerk of the Course:	Timekeeper:	Issued at:
Julian Floyd	Nick Palmer	

Silverstone Classic - 20 - 22 Jul 2018

Adrian Flux Trophy For Pre '66 Grand Prix Cars (HGPCA)

Race 7 - Sector Analysis

2 Julia de Baldanza (4) — Maserati A6GCM

lap	Sect-1	Speed	Sect-2	Speed	Sect-3	Speed	Laptime	Pit	lap	Sect-1	Speed	Sect-2	Speed	Sect-3	Speed	Laptime	Pit
1		81.4	1:35.495	102.8	37.807	72.6	3:25.695		4	57.442	95.3	1:30.411	105.0	36.570	68.8	3:04.423	
2	57.133	93.9	1:31.900	102.8	38.029	72.2	3:07.062		5	57.880	91.7	1:31.453	99.9	40.358	46.7	3:09.691	
3	56.403	98.5	1:30.369	98.8	37.861	74.0	3:04.633		6								

5 Michel Baudoin (9) — Cooper T45

lap	Sect-1	Speed	Sect-2	Speed	Sect-3	Speed	Laptime	Pit	lap	Sect-1	Speed	Sect-2	Speed	Sect-3	Speed	Laptime	Pit
1		108.1	1:22.837	123.6	33.809	84.7	2:58.168		4	49.855	117.5	1:19.712	126.9	32.297	86.1	2:41.864	
2	50.358	110.9	1:20.556	119.8	33.250	83.8	2:44.164		5	50.115	104.0	1:19.864	124.7	32.015	86.6	2:41.994	
3	49.812	110.4	1:20.350	126.9	32.296	83.7	2:42.458		6	50.710	105.5	1:20.165	127.3	32.816	66.0	2:43.691	

7 Paul Griffin (7B) — Cooper T51

lap	Sect-1	Speed	Sect-2	Speed	Sect-3	Speed	Laptime	Pit	lap	Sect-1	Speed	Sect-2	Speed	Sect-3	Speed	Laptime	Pit
1		116.9	1:18.604	125.9	30.756	86.8	4:27.815		4	48.060	120.7	1:14.823	129.6	29.347	88.5	2:32.230	
2	48.699	117.7	1:16.057	132.6	29.704	89.4	2:34.460		5	47.856	120.9	1:18.573	129.6	29.035	88.4	2:35.464	
3	47.401	121.8	1:16.430	132.1	30.510	78.6	2:34.341		6								

8 Tony Ditheridge (9) — Cooper T45

lap	Sect-1	Speed	Sect-2	Speed	Sect-3	Speed	Laptime	Pit	lap	Sect-1	Speed	Sect-2	Speed	Sect-3	Speed	Laptime	Pit
1		114.5	1:18.440	120.1	30.369	85.7	2:44.356		4	49.464	115.3	1:17.041	122.7	30.485	77.9	2:36.990	
2	48.177	117.7	1:18.198	127.3	29.772	86.8	2:36.147		5	48.624	108.8	1:16.276	127.3	29.983	85.3	2:34.883	
3	49.745	104.0	1:18.408	126.6	30.213	82.5	2:38.366		6	48.492	113.2	1:16.253	128.1	30.875	34.5	2:35.620	

9 Mark Daniell (9) — Cooper T45

lap	Sect-1	Speed	Sect-2	Speed	Sect-3	Speed	Laptime	Pit	lap	Sect-1	Speed	Sect-2	Speed	Sect-3	Speed	Laptime	Pit
1		120.3	1:14.646	135.3	28.542	94.8	2:33.740		4	45.848	124.0	1:13.158	132.9	28.136	92.8	2:27.142	
2	46.759	117.9	1:14.235	135.6	28.457	92.2	2:29.451		5	45.591	123.8	1:13.583	134.2	28.074	94.5	2:27.248	
3	45.751	124.7	1:13.629	131.1	28.422	91.1	2:27.802		6	46.237	122.7	1:12.704	134.5	28.874	76.9	2:27.815	

10 William Nuthall (7B) — Cooper T53

lap	Sect-1	Speed	Sect-2	Speed	Sect-3	Speed	Laptime	Pit	lap	Sect-1	Speed	Sect-2	Speed	Sect-3	Speed	Laptime	Pit
1		115.5	1:11.938	134.5	26.995	98.1	2:23.757		4	44.370	125.2	1:11.480	134.2	27.427	98.0	2:23.277	
2	43.932	124.0	1:10.784	133.7	26.639	98.5	2:21.355		5	43.512	123.8	1:10.614	135.6	27.258	97.1	2:21.384	
3	43.920	126.4	1:10.568	138.7	27.058	89.7	2:21.546		6	44.323	122.9	1:10.752	134.5	26.761	97.4	2:21.836	

11 Jon Fairley (12) — Brabham BT11/19

lap	Sect-1	Speed	Sect-2	Speed	Sect-3	Speed	Laptime	Pit	lap	Sect-1	Speed	Sect-2	Speed	Sect-3	Speed	Laptime	Pit
1		122.9	1:11.308	133.2	27.436	98.8	2:22.742		4	44.363	125.7	1:11.732	135.8	29.000	88.3	2:25.095	
2	44.205	123.1	1:10.500	132.1	26.884	96.8	2:21.589		5	59.200	63.7	1:51.039	70.5	In		3:30.387	P
3	44.655	124.3	1:10.525	133.4	27.069	88.4	2:22.249		6								

12 Rudi Friedrichs (7B) — Cooper T53

lap	Sect-1	Speed	Sect-2	Speed	Sect-3	Speed	Laptime	Pit	lap	Sect-1	Speed	Sect-2	Speed	Sect-3	Speed	Laptime	Pit
1		122.9	1:13.182	143.4	28.176	98.4	2:25.556		4	45.098	124.3	1:12.919	137.8	28.203	95.1	2:26.220	
2	44.638	129.3	1:11.836	144.0	28.468	98.8	2:24.942		5	46.810	122.9	1:12.741	136.4	28.939	94.5	2:28.490	
3	44.889	119.2	1:13.034	143.4	28.357	98.7	2:26.280		6	48.968	117.9	1:15.369	129.6	28.813	94.1	2:33.150	

14 Richard Wilson (7B) — Cooper T51

lap	Sect-1	Speed	Sect-2	Speed	Sect-3	Speed	Laptime	Pit	lap	Sect-1	Speed	Sect-2	Speed	Sect-3	Speed	Laptime	Pit
1		122.7	1:14.598	130.6	29.335	94.4	2:32.779		2	47.165	118.4	1:13.390	132.9	27.957	95.1	2:28.512	

17 Marc Valvekens (6) — Gordini T16

lap	Sect-1	Speed	Sect-2	Speed	Sect-3	Speed	Laptime	Pit	lap	Sect-1	Speed	Sect-2	Speed	Sect-3	Speed	Laptime	Pit
1		108.1	1:21.656	119.0	31.312	81.0	2:53.976		4	49.581	108.9	1:19.462	124.7	29.619	83.9	2:38.662	
2	51.416	108.1	1:20.319	119.2	30.237	86.3	2:41.972		5	49.717	110.7	1:18.684	122.7	29.608	87.2	2:38.009	
3	49.907	106.2	1:19.531	120.5	30.062	86.3	2:39.500		6	49.046	108.4	1:18.409	123.6	30.666	69.1	2:38.121	

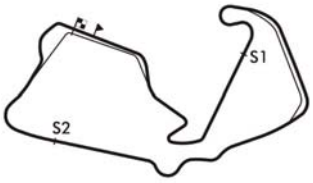

Session Start: 16:06:05 - Finish: 16:20:15
Weather/Track Conditions: Overcast / Dry
Circuit: Silverstone Historic Grand Prix
Track Length: 5.857 Km - 3.6394 miles
Printed: 21-07-2018 - 16:33

MST
Results: www.mstworld.com. Live Timing: https://livetiming.getraceresults.com/mst. Email: timing@mstworld.com

Silverstone Classic - 20 - 22 Jul 2018

Adrian Flux Trophy For Pre '66 Grand Prix Cars (HGPCA)

Race 7 - Sector Analysis

19 Paul Grant (5) — Cooper Bristol T23 Mk2

lap	Sect-1	Speed	Sect-2	Speed	Sect-3	Speed	Laptime	Pit	lap	Sect-1	Speed	Sect-2	Speed	Sect-3	Speed	Laptime	Pit
1		105.4	1:20.182	120.1	31.339	81.9	2:50.267		4	49.942	107.4	1:19.810	116.3	29.503	82.1	2:39.255	
2	50.594	108.1	1:19.023	116.5	30.862	82.8	2:40.479		5	49.076	109.5	1:19.461	117.7	28.895	85.7	2:37.432	
3	49.465	108.2	1:19.715	117.1	30.655	83.9	2:39.835		6	48.870	108.4	1:19.325	117.1	39.797	7.2	2:47.992	

20 David Wenman (5) — Connaught A4

lap	Sect-1	Speed	Sect-2	Speed	Sect-3	Speed	Laptime	Pit	lap	Sect-1	Speed	Sect-2	Speed	Sect-3	Speed	Laptime	Pit
1		105.7	1:21.364	114.5	30.604	79.3	2:52.181		3	51.004	104.0	1:20.056	113.4	29.139	83.4	2:40.199	
2	50.733	104.7	1:21.025	113.2	29.873	81.8	2:41.631		4	50.132	104.9	1:19.603	113.6	29.374	85.2	2:39.109	

21 Ian Nuthall (5) — Alta F2

lap	Sect-1	Speed	Sect-2	Speed	Sect-3	Speed	Laptime	Pit	lap	Sect-1	Speed	Sect-2	Speed	Sect-3	Speed	Laptime	Pit
1		107.9	1:19.667	119.4	32.299	79.3	2:50.569		4	49.946	110.7	1:19.584	117.7	29.698	86.5	2:39.228	
2	50.410	110.4	1:19.248	118.8	31.146	81.2	2:40.804		5	49.035	110.7	1:18.095	118.1	29.589	86.3	2:36.719	
3	48.950	110.2	1:19.603	118.1	30.923	85.3	2:39.476		6	48.584	110.4	1:18.505	116.9	30.936	75.1	2:38.025	

22 Peter Horsman (12) — Lotus 18/21

lap	Sect-1	Speed	Sect-2	Speed	Sect-3	Speed	Laptime	Pit	lap	Sect-1	Speed	Sect-2	Speed	Sect-3	Speed	Laptime	Pit
1		133.7	1:12.025	142.8	27.336	95.3	2:24.811		4	43.918	133.2	1:10.279	144.3	27.900	98.5	2:22.097	
2	44.689	128.6	1:10.955	144.3	27.069	96.1	2:22.713		5	44.272	131.8	1:10.942	145.3	26.816	96.8	2:22.030	
3	43.843	134.5	1:10.532	145.3	26.846	94.1	2:21.221		6	44.456	129.3	1:10.300	144.6	26.856	97.1	2:21.612	

23 Barry Wood (5) — Cooper Bristol T20 Mk1

lap	Sect-1	Speed	Sect-2	Speed	Sect-3	Speed	Laptime	Pit	lap	Sect-1	Speed	Sect-2	Speed	Sect-3	Speed	Laptime	Pit
1		98.3	1:24.152	115.9	31.860	83.0	2:59.218		4	50.575	99.7	1:20.666	114.7	30.544	86.3	2:41.785	
2	51.132	99.4	1:21.699	117.1	30.787	84.0	2:43.618		5	50.006	104.9	1:21.629	115.3	30.565	85.1	2:42.200	
3	50.664	103.4	1:22.651	113.9	30.752	84.9	2:44.067		6	51.417	99.1	1:21.652	114.5	31.468	67.0	2:44.537	

24 Charles McCabe (7B) — Lotus 18

lap	Sect-1	Speed	Sect-2	Speed	Sect-3	Speed	Laptime	Pit	lap	Sect-1	Speed	Sect-2	Speed	Sect-3	Speed	Laptime	Pit
1		116.7	1:15.682	133.7	30.136	87.4	2:38.577		4	46.148	119.4	1:13.163	131.6	30.069	85.3	2:29.380	
2	46.007	130.1	1:14.313	127.1	30.161	94.5	2:30.481		5	45.937	131.1	1:16.483	131.1	32.111	89.7	2:34.531	
3	46.002	128.1	1:14.624	135.0	30.144	97.1	2:30.770		6	47.226	126.4	1:12.863	140.7	29.933	94.1	2:30.022	

25 Tony Wood (7A) — Tec-Mec Maserati 415

lap	Sect-1	Speed	Sect-2	Speed	Sect-3	Speed	Laptime	Pit	lap	Sect-1	Speed	Sect-2	Speed	Sect-3	Speed	Laptime	Pit
1		113.7	1:15.916	134.5	29.156	90.7	2:47.567		4	47.217	121.6	1:14.963	135.0	27.882	91.4	2:30.062	
2	46.900	122.0	1:15.544	134.5	29.058	86.1	2:31.502		5	45.855	123.6	1:13.547	135.0	28.314	86.4	2:27.716	
3	46.798	120.7	1:13.498	133.7	28.027	89.4	2:28.323		6	48.104	119.8	1:12.848	136.4	28.051	90.6	2:29.003	

27 Harindra de Silva (11) — Scirocco BRM

lap	Sect-1	Speed	Sect-2	Speed	Sect-3	Speed	Laptime	Pit	lap	Sect-1	Speed	Sect-2	Speed	Sect-3	Speed	Laptime	Pit
1		116.7	1:16.588	130.1	28.989	89.8	2:38.941		4	47.271	119.4	1:14.758	127.8	29.796	89.0	2:31.825	
2	47.423	118.8	1:28.419	88.2	In		2:57.458	P	5	48.669	111.1	1:15.276	128.1	44.524	27.4	2:48.469	
3	Out	117.1	1:15.683	126.6	28.842	90.9	5:42.886	P	6								

28 Graham Adelman (6) — Maserati 250F

lap	Sect-1	Speed	Sect-2	Speed	Sect-3	Speed	Laptime	Pit	lap	Sect-1	Speed	Sect-2	Speed	Sect-3	Speed	Laptime	Pit
1		114.9	1:19.112	111.8	32.876	87.7	2:49.912		4	48.666	110.2	1:18.031	122.9	31.787	90.1	2:38.484	
2	49.505	103.2	1:19.170	124.7	32.487	84.8	2:41.162		5	48.514	110.2	1:17.912	125.9	30.815	87.0	2:37.241	
3	49.823	103.2	1:18.624	127.3	30.828	86.4	2:39.275		6	48.980	109.1	1:18.801	128.6	30.752	66.0	2:38.533	

29 Francesco Baldanza (10) — Lola Mk3

lap	Sect-1	Speed	Sect-2	Speed	Sect-3	Speed	Laptime	Pit	lap	Sect-1	Speed	Sect-2	Speed	Sect-3	Speed	Laptime	Pit
1		96.7	1:29.856	108.1	35.912	76.0	3:11.415		4	54.570	90.6	1:28.290	108.6	34.346	79.5	2:57.206	
2	55.852	91.9	1:30.819	106.0	35.262	78.3	3:01.933		5	56.479	90.2	1:27.697	111.7	34.652	81.2	2:58.828	
3	55.525	97.4	1:26.956	114.3	34.330	77.2	2:56.811		6								

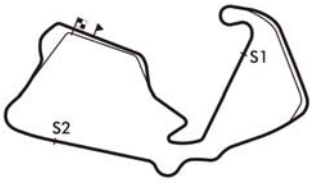

Session Start: 16:06:05 - Finish: 16:20:15
Weather/Track Conditions: Overcast / Dry
Circuit: Silverstone Historic Grand Prix
Track Length: 5.857 Km - 3.6394 miles
Printed: 21-07-2018 - 16:33

MST
Results: www.mstworld.com. Live Timing: https://livetiming.getraceresults.com/mst. Email: timing@mstworld.com

Silverstone Classic - 20 - 22 Jul 2018

Adrian Flux Trophy For Pre '66 Grand Prix Cars (HGPCA)

Race 7 - Sector Analysis

30 Julian Bronson (8) — Scarab Offenhauser

lap	Sect-1	Speed	Sect-2	Speed	Sect-3	Speed	Laptime	Pit	lap	Sect-1	Speed	Sect-2	Speed	Sect-3	Speed	Laptime	Pit
1		118.4	1:13.430	136.7	28.149	93.7	2:29.080		2	45.834	116.5	1:13.593	134.5	28.074	93.2	2:27.501	

31 Ben Mitchell (INV) — Lola T60

lap	Sect-1	Speed	Sect-2	Speed	Sect-3	Speed	Laptime	Pit	lap	Sect-1	Speed	Sect-2	Speed	Sect-3	Speed	Laptime	Pit
1		114.5	1:19.947	121.1	28.259	88.1	2:53.145		2								

32 Larry Kinch (12) — Lotus 32 Tasman

lap	Sect-1	Speed	Sect-2	Speed	Sect-3	Speed	Laptime	Pit	lap	Sect-1	Speed	Sect-2	Speed	Sect-3	Speed	Laptime	Pit
1		118.6	1:17.718	116.5	30.312	87.7	2:43.951		4	47.447	121.8	1:17.508	132.9	29.208	88.4	2:34.163	
2	47.966	121.6	1:17.607	135.0	29.407	85.7	2:34.980		5	47.543	124.3	1:15.720	135.3	29.291	86.7	2:32.554	
3	48.454	120.9	1:15.931	136.7	29.395	88.5	2:33.780		6	47.125	122.9	1:16.727	135.8	30.272	58.2	2:34.124	

33 Chris Phillips (5) — Cooper Bristol T23 Mk2

lap	Sect-1	Speed	Sect-2	Speed	Sect-3	Speed	Laptime	Pit	lap	Sect-1	Speed	Sect-2	Speed	Sect-3	Speed	Laptime	Pit
1		108.1	1:20.117	118.8	31.309	77.3	2:50.668		4	50.155	105.0	1:20.182	116.9	29.462	83.8	2:39.799	
2	50.916	103.7	1:19.020	119.2	31.020	79.0	2:40.956		5	49.909	107.0	1:19.410	116.7	29.341	82.5	2:38.660	
3	50.635	107.4	1:19.083	117.1	29.715	83.4	2:39.433		6	50.526	106.9	1:19.011	116.3	32.014	25.7	2:41.551	

34 John Bussey (7C) — Cooper T43

lap	Sect-1	Speed	Sect-2	Speed	Sect-3	Speed	Laptime	Pit	lap	Sect-1	Speed	Sect-2	Speed	Sect-3	Speed	Laptime	Pit
1		105.7	1:19.712	116.9	31.397	79.6	2:51.994		4	49.415	112.0	1:19.418	117.7	29.960	85.8	2:38.793	
2	51.610	108.9	1:19.082	121.4	30.791	80.1	2:41.483		5	50.069	111.5	1:18.892	120.5	29.772	82.0	2:38.733	
3	49.647	112.0	1:18.492	120.9	30.237	85.4	2:38.376		6								

36 John Delane (10) — Lotus 21

lap	Sect-1	Speed	Sect-2	Speed	Sect-3	Speed	Laptime	Pit	lap	Sect-1	Speed	Sect-2	Speed	Sect-3	Speed	Laptime	Pit
1		113.7	1:21.213	89.6	In		3:12.618	P	3	Out	107.4	1:23.864	125.4	30.721	75.7	5:17.881	P
2	Out	107.5	1:22.095	111.3	In		4:13.887	P	4	50.911	115.9	1:17.665	121.4	29.275	81.6	2:37.851	

37 Alan Baillie (10) — LDS 007

lap	Sect-1	Speed	Sect-2	Speed	Sect-3	Speed	Laptime	Pit	lap	Sect-1	Speed	Sect-2	Speed	Sect-3	Speed	Laptime	Pit
1		115.1	1:19.803	118.1	30.537	84.6	2:47.294		4	49.122	115.1	1:18.488	120.3	28.821	84.1	2:36.431	
2	48.697	114.1	1:18.500	125.0	29.352	84.8	2:36.549		5	50.064	116.5	1:18.457	116.3	28.716	88.9	2:37.237	
3	48.516	118.6	1:18.159	120.5	29.380	82.1	2:36.055		6	48.107	114.9	1:18.882	114.7	29.812	62.4	2:36.801	

38 Tony Best (7A) — Ferrari 246 Dino

lap	Sect-1	Speed	Sect-2	Speed	Sect-3	Speed	Laptime	Pit	lap	Sect-1	Speed	Sect-2	Speed	Sect-3	Speed	Laptime	Pit
1		118.4	1:15.326	133.9	28.530	89.4	2:35.658		4	46.909	120.9	1:14.766	131.6	28.029	89.5	2:29.704	
2	46.752	114.9	1:15.404	133.4	28.113	88.9	2:30.269		5	46.673	120.3	1:16.880	132.6	28.560	91.2	2:32.113	
3	46.793	118.4	1:14.635	133.2	28.244	88.3	2:29.672		6	47.169	119.4	1:14.641	132.1	27.955	89.2	2:29.765	

42 James Willis (9) — Cooper T45

lap	Sect-1	Speed	Sect-2	Speed	Sect-3	Speed	Laptime	Pit	lap	Sect-1	Speed	Sect-2	Speed	Sect-3	Speed	Laptime	Pit
1		116.3	1:16.885	129.3	29.100	81.0	2:40.225		4	47.734	111.8	1:16.918	125.7	29.058	89.2	2:33.710	
2	47.707	110.9	1:16.118	126.9	28.939	90.9	2:32.764		5	47.152	113.4	1:14.936	126.4	28.629	89.7	2:30.717	
3	47.160	114.9	1:16.147	126.4	28.798	85.5	2:32.105		6	49.154	112.2	1:15.327	126.4	28.631	89.5	2:33.112	

43 Charles Gillett (9) — Cooper T43

lap	Sect-1	Speed	Sect-2	Speed	Sect-3	Speed	Laptime	Pit	lap	Sect-1	Speed	Sect-2	Speed	Sect-3	Speed	Laptime	Pit
1		117.5	1:14.412	133.9	27.730	92.3	2:34.212		4	45.354	122.7	1:13.291	131.8	28.152	85.1	2:26.797	
2	47.157	121.6	1:14.814	135.0	28.488	92.4	2:30.459		5	46.047	120.9	1:13.251	132.4	28.050	86.6	2:27.348	
3	46.445	122.0	1:13.517	131.3	27.840	94.9	2:27.802		6	45.937	122.0	1:13.064	130.3	27.970	88.9	2:26.971	

51 Rob Hall (9) — Cooper T43/51

lap	Sect-1	Speed	Sect-2	Speed	Sect-3	Speed	Laptime	Pit	lap	Sect-1	Speed	Sect-2	Speed	Sect-3	Speed	Laptime	Pit
1		123.6	1:13.135	128.8	27.481	93.3	2:27.567		4	45.775	120.5	1:13.651	127.6	27.383	92.1	2:26.809	
2	45.245	120.9	1:13.021	129.3	27.205	91.7	2:25.471		5	46.827	116.3	1:14.626	120.3	27.763	86.8	2:29.216	
3	45.584	117.3	1:13.036	129.6	28.132	90.2	2:26.752		6	47.239	109.8	1:14.742	118.6	28.567	85.3	2:30.548	

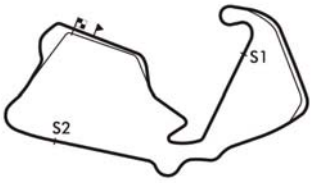

Session Start: 16:06:05 - Finish: 16:20:15
Weather/Track Conditions: Overcast / Dry
Circuit: Silverstone Historic Grand Prix
Track Length: 5.857 Km - 3.6394 miles
Printed: 21-07-2018 - 16:33

MST
Results: www.mstworld.com. Live Timing: https://livetiming.getraceresults.com/mst. Email: timing@mstworld.com

Silverstone Classic - 20 - 22 Jul 2018

Adrian Flux Trophy For Pre '66 Grand Prix Cars (HGPCA)

Race 7 - Sector Analysis

61 Helmut Gassmann (6) — Connaught B4

lap	Sect-1	Speed	Sect-2	Speed	Sect-3	Speed	Laptime	Pit	lap	Sect-1	Speed	Sect-2	Speed	Sect-3	Speed	Laptime	Pit
1		94.8	1:27.420	109.1	35.942	76.2	3:13.444		4	53.682	102.9	1:24.699	116.7	34.534	75.3	2:52.915	
2	54.602	95.7	1:26.278	110.4	35.817	79.4	2:56.697		5	53.646	109.3	1:25.476	118.6	36.581	78.3	2:55.703	
3	54.323	100.2	1:25.483	118.4	34.510	80.0	2:54.316		6								

66 Sid Hoole (11) — Cooper T66 F1

lap	Sect-1	Speed	Sect-2	Speed	Sect-3	Speed	Laptime	Pit	lap	Sect-1	Speed	Sect-2	Speed	Sect-3	Speed	Laptime	Pit
1		108.8	1:17.436	122.2	30.128	81.0	2:50.880		4	46.217	120.9	1:14.399	135.0	28.842	91.4	2:29.458	
2	48.145	114.5	1:15.179	119.6	29.143	90.4	2:32.467		5	46.119	115.9	1:13.921	115.7	28.128	92.7	2:28.168	
3	47.397	114.7	1:15.871	130.6	28.976	91.6	2:32.244		6	47.471	117.1	1:13.801	130.8	29.826	61.9	2:31.098	

70 Jean-Georges van Praet (5) — Cooper Bristol T23 Mk2

lap	Sect-1	Speed	Sect-2	Speed	Sect-3	Speed	Laptime	Pit	lap	Sect-1	Speed	Sect-2	Speed	Sect-3	Speed	Laptime	Pit
1		91.2	1:35.077	95.2	38.121	67.9	3:29.057		4	56.284	94.9	1:30.829	105.5	35.343	70.7	3:02.456	
2	58.506	99.0	1:32.793	99.9	36.846	69.5	3:08.145		5	57.483	100.8	1:29.631	101.8	36.579	59.8	3:03.693	
3	56.981	102.8	1:31.832	98.5	36.243	67.4	3:05.056		6								

73 Tom Dark (7B) — Cooper T51

lap	Sect-1	Speed	Sect-2	Speed	Sect-3	Speed	Laptime	Pit	lap	Sect-1	Speed	Sect-2	Speed	Sect-3	Speed	Laptime	Pit
1		125.0	1:14.324	152.2	29.221	93.7	2:32.551		4	45.279	133.2	1:16.202	136.4	27.763	92.8	2:29.244	
2	47.095	132.4	1:12.109	140.7	28.116	83.8	2:27.320		5	45.609	123.8	1:12.715	141.6	28.398	91.8	2:26.722	
3	45.685	125.2	1:11.715	143.1	27.813	79.5	2:25.213		6	45.697	127.1	1:12.051	137.0	28.132	91.6	2:25.880	

75 Niamh Wood (5) — Cooper Bristol T20 Mk1

lap	Sect-1	Speed	Sect-2	Speed	Sect-3	Speed	Laptime	Pit	lap	Sect-1	Speed	Sect-2	Speed	Sect-3	Speed	Laptime	Pit
1		97.7	1:23.710	119.2	33.885	76.8	2:58.799		4	50.652	103.7	1:20.252	119.0	30.730	82.4	2:41.634	
2	52.797	103.6	1:21.156	119.2	30.750	81.0	2:44.703		5	50.642	105.8	1:20.364	118.8	31.072	83.1	2:42.078	
3	50.532	107.7	1:21.011	118.8	30.509	83.1	2:42.052		6	50.956	101.8	1:20.605	118.8	31.683	68.3	2:43.244	

77 Geraint Owen (8) — Kurtis-Offenhauser 500C

lap	Sect-1	Speed	Sect-2	Speed	Sect-3	Speed	Laptime	Pit	lap	Sect-1	Speed	Sect-2	Speed	Sect-3	Speed	Laptime	Pit
1		123.4	1:14.722	141.9	28.951	89.0	2:32.014		4	46.083	122.9	1:14.675	141.3	28.466	93.5	2:29.224	
2	48.261	112.8	1:14.961	142.8	28.854	93.7	2:32.076		5	46.155	119.4	1:15.927	140.4	28.964	92.9	2:31.046	
3	46.355	121.1	1:15.222	141.6	28.475	92.9	2:30.052		6	47.014	123.1	1:14.423	142.5	28.978	93.1	2:30.415	

80 Nick Taylor (10) — Lotus 18

lap	Sect-1	Speed	Sect-2	Speed	Sect-3	Speed	Laptime	Pit	lap	Sect-1	Speed	Sect-2	Speed	Sect-3	Speed	Laptime	Pit
1		114.9	1:18.763	121.1	28.131	90.2	2:41.442		4	47.337	115.3	1:16.361	121.6	29.684	89.8	2:33.382	
2	46.832	116.3	1:16.801	122.5	28.209	91.6	2:31.842		5	47.398	114.5	1:16.282	122.9	27.815	90.7	2:31.495	
3	47.157	115.3	1:16.121	125.9	29.118	87.6	2:32.396		6	48.276	112.2	1:17.505	122.2	28.525	78.8	2:34.306	

88 Bernardo Hartogs (10) — Lotus 18/21

lap	Sect-1	Speed	Sect-2	Speed	Sect-3	Speed	Laptime	Pit	lap	Sect-1	Speed	Sect-2	Speed	Sect-3	Speed	Laptime	Pit
1		109.3	1:19.972	120.7	29.803	81.5	2:45.988		4	50.786	111.7	1:17.027	120.7	28.573	84.2	2:36.386	
2	49.235	112.4	1:18.255	120.9	29.304	87.8	2:36.794		5	48.385	109.3	1:16.752	118.4	29.005	88.1	2:34.142	
3	49.378	109.7	1:17.003	121.1	29.983	75.7	2:36.364		6	48.652	108.9	1:16.685	117.9	29.558	75.7	2:34.895	

91 Chris Drake (7B) — Cooper T53

lap	Sect-1	Speed	Sect-2	Speed	Sect-3	Speed	Laptime	Pit	lap	Sect-1	Speed	Sect-2	Speed	Sect-3	Speed	Laptime	Pit
1		117.9	1:13.839	132.6	27.992	93.2	2:28.497		4	44.650	116.7	1:12.573	131.8	27.583	92.9	2:24.806	
2	45.535	120.3	1:12.462	133.2	27.431	93.9	2:25.428		5	46.361	116.5	1:12.664	134.8	27.533	93.2	2:26.558	
3	44.655	122.7	1:12.490	131.6	28.000	93.7	2:25.145		6	48.382	115.1	1:14.547	129.1	27.470	94.0	2:30.399	

99 John Evans (12) — Brabham BT4

lap	Sect-1	Speed	Sect-2	Speed	Sect-3	Speed	Laptime	Pit	lap	Sect-1	Speed	Sect-2	Speed	Sect-3	Speed	Laptime	Pit
1		110.0	1:14.812	141.0	29.091	95.5	2:36.287		4	46.374	111.5	1:14.104	139.2	28.814	96.3	2:29.292	
2	46.312	125.0	1:15.395	132.4	29.907	88.9	2:31.614		5	45.969	121.4	1:19.194	136.7	30.348	79.0	2:35.511	
3	45.998	114.5	1:14.469	139.2	28.660	95.5	2:29.127		6	45.544	128.6	1:13.848	134.8	29.177	96.1	2:28.569	

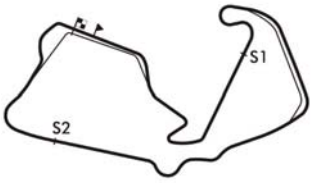

Session Start: 16:06:05 - Finish: 16:20:15
Weather/Track Conditions: Overcast / Dry
Circuit: Silverstone Historic Grand Prix
Track Length: 5.857 Km - 3.6394 miles
Printed: 21-07-2018 - 16:33

MST
Results: www.mstworld.com. Live Timing: https://livetiming.getraceresults.com/mst. Email: timing@mstworld.com

Silverstone Classic - 20 - 22 Jul 2018

Adrian Flux Trophy For Pre '66 Grand Prix Cars (HGPCA)

Race 7 - Sector Analysis

114	Timothy de Silva (11)								Lotus 24								
lap	Sect-1	Speed	Sect-2	Speed	Sect-3	Speed	Laptime	Pit	lap	Sect-1	Speed	Sect-2	Speed	Sect-3	Speed	Laptime	Pit
1		125.7	1:12.196	132.9	27.452	96.1	2:24.998		4	44.342	125.9	1:11.169	133.7	27.436	94.5	2:22.947	
2	44.557	126.6	1:10.677	132.9	26.234	92.4	2:21.468		5	44.706	123.8	1:11.773	133.9	26.557	92.9	2:23.036	
3	44.266	126.6	1:10.789	133.9	26.157	93.3	2:21.212		6	44.385	125.0	1:10.361	133.7	26.279	95.3	2:21.025	

116	John Ure (5)								Cooper Bristol T24/25								
lap	Sect-1	Speed	Sect-2	Speed	Sect-3	Speed	Laptime	Pit	lap	Sect-1	Speed	Sect-2	Speed	Sect-3	Speed	Laptime	Pit
1		111.7	1:18.736	122.0	29.826	85.4	2:45.289		4	49.590	108.8	1:18.131	121.4	28.861	84.7	2:36.582	
2	48.679	106.5	1:18.732	118.8	28.888	87.0	2:36.299		5	48.864	110.6	1:18.391	117.7	28.343	87.2	2:35.598	
3	49.247	109.8	1:20.410	119.8	29.090	82.1	2:38.747		6	48.269	109.8	1:18.777	117.1	30.666	62.1	2:37.712	

128	Eddie McGuire (8)								Scarab Offenhauser								
lap	Sect-1	Speed	Sect-2	Speed	Sect-3	Speed	Laptime	Pit	lap	Sect-1	Speed	Sect-2	Speed	Sect-3	Speed	Laptime	Pit
1		125.2	1:14.939	137.8	28.617	91.3	2:33.574		4	46.063	125.2	1:14.415	137.8	28.859	90.6	2:29.337	
2	47.166	119.4	1:15.151	138.1	28.583	91.2	2:30.900		5	46.140	125.7	1:17.655	135.8	28.672	88.3	2:32.467	
3	47.040	124.0	1:14.777	136.4	28.748	92.7	2:30.565		6	47.030	126.9	1:13.678	135.8	28.782	87.4	2:29.490	

248	Klaus Lehr (6)								Maserati 250F CM5								
lap	Sect-1	Speed	Sect-2	Speed	Sect-3	Speed	Laptime	Pit	lap	Sect-1	Speed	Sect-2	Speed	Sect-3	Speed	Laptime	Pit
1		108.6	1:18.860	131.1	29.988	87.7	2:44.972		4	47.775	114.1	1:16.038	133.7	29.468	82.0	2:33.281	
2	47.896	111.8	1:18.102	127.6	29.857	89.8	2:35.855		5	47.883	110.4	1:15.565	132.4	29.484	90.7	2:32.932	
3	49.208	111.7	1:16.205	125.7	30.409	88.5	2:35.822		6	47.663	115.3	1:16.006	132.9	29.671	72.4	2:33.340	

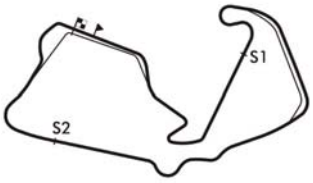

Session Start: 16:06:05 - Finish: 16:20:15
Weather/Track Conditions: Overcast / Dry
Circuit: Silverstone Historic Grand Prix
Track Length: 5.857 Km - 3.6394 miles
Printed: 21-07-2018 - 16:33

MST
Results: www.mstworld.com. Live Timing: https://livetiming.getraceresults.com/mst. Email: timing@mstworld.com

Silverstone Classic - 20 - 22 Jul 2018

Adrian Flux Trophy For Pre '66 Grand Prix Cars (HGPCA)

Race 7 - Best Sector Times

	SECTOR 1			SECTOR 2			SECTOR 3		
	NO	TIME	LAP	NO	TIME	LAP	NO	TIME	LAP
1	10	43.512	5	22	1:10.279	4	114	26.157	3
2	22	43.843	3	114	1:10.361	6	10	26.639	2
3	11	44.205	2	11	1:10.500	2	22	26.816	5
4	114	44.266	3	10	1:10.568	3	11	26.884	2
5	12	44.638	2	73	1:11.715	3	51	27.205	2
6	91	44.650	4	12	1:11.836	2	91	27.431	2
7	51	45.245	2	91	1:12.462	2	43	27.730	1
8	73	45.279	4	9	1:12.704	6	73	27.763	4
9	43	45.354	4	25	1:12.848	6	80	27.815	5
10	99	45.544	6	24	1:12.863	6	25	27.882	4
11	9	45.591	5	51	1:13.021	2	38	27.955	6
12	14	45.631	3	43	1:13.064	6	14	27.957	2
13	30	45.834	2	14	1:13.390	2	9	28.074	5
14	25	45.855	5	30	1:13.430	1	30	28.074	2
15	24	45.937	5	128	1:13.678	6	66	28.128	5
16	128	46.063	4	66	1:13.801	6	12	28.176	1
17	77	46.083	4	99	1:13.848	6	31	28.259	1
18	66	46.119	5	77	1:14.423	6	116	28.343	5
19	38	46.673	5	38	1:14.635	3	77	28.466	4
20	80	46.832	2	27	1:14.758	4	88	28.573	4
21	32	47.125	6	7	1:14.823	4	128	28.583	2
22	42	47.152	5	42	1:14.936	5	42	28.629	5
23	27	47.271	4	248	1:15.565	5	99	28.660	3
24	7	47.401	3	32	1:15.720	5	37	28.716	5
25	248	47.663	6	80	1:16.121	3	27	28.842	3
26	37	48.107	6	8	1:16.253	6	19	28.895	5
27	8	48.177	2	88	1:16.685	6	7	29.035	5
28	116	48.269	6	36	1:17.665	4	20	29.139	3
29	88	48.385	5	28	1:17.912	5	32	29.208	4
30	28	48.514	5	21	1:18.095	5	36	29.275	4
31	21	48.584	6	116	1:18.131	4	33	29.341	5
32	19	48.870	6	37	1:18.159	3	248	29.468	4
33	17	49.046	6	34	1:18.269	6	21	29.589	5
34	31	49.300	1	17	1:18.409	6	17	29.608	5
35	34	49.415	4	33	1:19.011	6	8	29.772	2
36	5	49.812	3	19	1:19.023	2	34	29.772	5
37	33	49.909	5	20	1:19.603	4	24	29.933	6
38	23	50.006	5	5	1:19.712	4	75	30.509	3
39	20	50.132	4	31	1:19.947	1	23	30.544	4
40	75	50.532	3	75	1:20.252	4	28	30.752	6
41	36	50.911	4	23	1:20.666	4	5	32.015	5
42	61	53.646	5	61	1:24.699	4	29	34.330	3
43	29	54.570	4	29	1:26.956	3	61	34.510	3
44	70	56.284	4	70	1:29.631	5	70	35.343	4
45	2	56.403	3	2	1:30.369	3	2	36.570	4

IDEAL / BEST LAP COMPARISON

NO	NAME	BEST	IN	IDEAL	DIFF
114	Timothy de Silva	2:21.025	6	2:20.784	+0.241
22	Peter Horsman	2:21.221	3	2:20.938	+0.283
10	William Nuthall	2:21.355	2	2:20.719	+0.636
91	Chris Drake	2:24.806	4	2:24.543	+0.263
12	Rudi Friedrichs	2:24.942	2	2:24.650	+0.292
73	Tom Dark	2:25.213	3	2:24.757	+0.456
51	Rob Hall	2:25.471	2	2:25.471	+0.000
43	Charles Gillett	2:26.797	4	2:26.148	+0.649
9	Mark Daniell	2:27.142	4	2:26.369	+0.773
25	Tony Wood	2:27.716	5	2:26.585	+1.131
66	Sid Hoole	2:28.168	5	2:28.048	+0.120
99	John Evans	2:28.569	6	2:28.052	+0.517
77	Geraint Owen	2:29.224	4	2:28.972	+0.252
128	Eddie McGuire	2:29.337	4	2:28.324	+1.013
24	Charles McCabe	2:29.380	4	2:28.733	+0.647
38	Tony Best	2:29.672	3	2:29.263	+0.409
42	James Willis	2:30.717	5	2:30.717	+0.000
80	Nick Taylor	2:31.495	5	2:30.768	+0.727
27	Harindra de Silva	2:31.825	4	2:30.871	+0.954
7	Paul Griffin	2:32.230	4	2:31.259	+0.971
32	Larry Kinch	2:32.554	5	2:32.053	+0.501
248	Klaus Lehr	2:32.932	5	2:32.696	+0.236
88	Bernardo Hartogs	2:34.142	5	2:33.643	+0.499
8	Tony Ditheridge	2:34.883	5	2:34.202	+0.681
116	John Ure	2:35.598	5	2:34.743	+0.855
37	Alan Baillie	2:36.055	3	2:34.982	+1.073
21	Ian Nuthall	2:36.719	5	2:36.268	+0.451
28	Graham Adelman	2:37.241	5	2:37.178	+0.063
19	Paul Grant	2:37.432	5	2:36.788	+0.644
36	John Delane	2:37.851	4	2:37.851	+0.000
17	Marc Valvekens	2:38.009	5	2:37.063	+0.946
33	Chris Phillips	2:38.660	5	2:38.261	+0.399
75	Niamh Wood	2:41.634	4	2:41.293	+0.341
23	Barry Wood	2:41.785	4	2:41.216	+0.569
5	Michel Baudoin	2:41.864	4	2:41.539	+0.325
61	Helmut Gassmann	2:52.915	4	2:52.855	+0.060
29	Francesco Baldanza	2:56.811	3	2:55.856	+0.955
70	Jean-Georges van F	3:02.456	4	3:01.258	+1.198
2	Julia de Baldanza	3:04.423	4	3:03.342	+1.081
11	Jon Fairley	2:21.589	2	2:21.589	+0.000
30	Julian Bronson	2:27.501	2	2:27.338	+0.163
14	Richard Wilson	2:28.512	2	2:26.978	+1.534
34	John Bussey	2:38.376	3	2:37.456	+0.920
20	David Wenman	2:39.109	4	2:38.874	+0.235
31	Ben Mitchell	2:53.145	1	2:37.506	+15.639

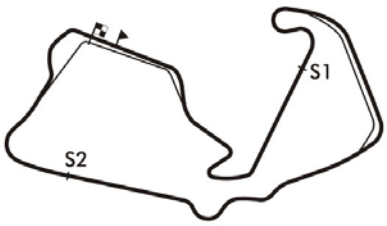

Session Start: 16:06:05 - Finish: 16:20:15
Weather/Track Conditions: Overcast / Dry
Circuit: Silverstone Historic Grand Prix
Track Length: 5.857 Km - 3.6394 miles

Printed: 21-07-2018 - 16:33

Silverstone Classic - 20 - 22 Jul 2018

Adrian Flux Trophy For Pre '66 Grand Prix Cars (HGPCA)

Race 7 - Best Sector Speeds

	NO	SECTOR 1	MPH	NO	SECTOR 2	MPH	NO	SECTOR 3	MPH
1	22	Peter Horsman	134.5	73	Tom Dark	152.2	11	Jon Fairley	98.8
2	73	Tom Dark	133.2	22	Peter Horsman	145.3	12	Rudi Friedrichs	98.8
3	24	Charles McCabe	131.1	12	Rudi Friedrichs	144.0	10	William Nuthall	98.5
4	12	Rudi Friedrichs	129.3	77	Geraint Owen	142.8	22	Peter Horsman	98.5
5	99	John Evans	128.6	99	John Evans	141.0	24	Charles McCabe	97.1
6	128	Eddie McGuire	126.9	24	Charles McCabe	140.7	99	John Evans	96.3
7	114	Timothy de Silva	126.6	10	William Nuthall	138.7	114	Timothy de Silva	96.1
8	10	William Nuthall	126.4	128	Eddie McGuire	138.1	14	Richard Wilson	95.1
9	9	Mark Daniell	125.9	30	Julian Bronson	136.7	43	Charles Gillett	94.9
10	11	Jon Fairley	125.7	32	Larry Kinch	136.7	9	Mark Daniell	94.8
11	14	Richard Wilson	124.5	25	Tony Wood	136.4	91	Chris Drake	94.0
12	32	Larry Kinch	124.3	11	Jon Fairley	135.8	30	Julian Bronson	93.7
13	25	Tony Wood	123.6	9	Mark Daniell	135.6	73	Tom Dark	93.7
14	51	Rob Hall	123.6	43	Charles Gillett	135.0	77	Geraint Owen	93.7
15	77	Geraint Owen	123.4	66	Sid Hoole	135.0	51	Rob Hall	93.3
16	43	Charles Gillett	122.7	91	Chris Drake	134.8	66	Sid Hoole	92.7
17	91	Chris Drake	122.7	114	Timothy de Silva	134.2	128	Eddie McGuire	92.7
18	7	Paul Griffin	121.8	38	Tony Best	133.9	80	Nick Taylor	91.6
19	38	Tony Best	120.9	248	Klaus Lehr	133.7	25	Tony Wood	91.4
20	66	Sid Hoole	120.9	14	Richard Wilson	132.9	38	Tony Best	91.2
21	27	Harindra de Silva	119.4	7	Paul Griffin	132.6	27	Harindra de Silva	90.9
22	248	Klaus Lehr	118.8	27	Harindra de Silva	130.1	42	James Willis	90.9
23	37	Alan Baillie	118.6	51	Rob Hall	130.1	248	Klaus Lehr	90.7
24	30	Julian Bronson	118.4	42	James Willis	129.3	28	Graham Adelman	90.1
25	8	Tony Ditheridge	117.7	28	Graham Adelman	128.6	7	Paul Griffin	89.4
26	5	Michel Baudoin	117.5	8	Tony Ditheridge	128.1	37	Alan Baillie	88.9
27	42	James Willis	116.3	5	Michel Baudoin	127.3	32	Larry Kinch	88.5
28	80	Nick Taylor	116.3	80	Nick Taylor	125.9	31	Ben Mitchell	88.1
29	36	John Delane	115.9	36	John Delane	125.4	88	Bernardo Hartogs	88.1
30	28	Graham Adelman	114.9	37	Alan Baillie	125.0	17	Marc Valvekens	87.2
31	31	Ben Mitchell	114.5	17	Marc Valvekens	124.7	116	John Ure	87.2
32	88	Bernardo Hartogs	112.4	116	John Ure	122.0	8	Tony Ditheridge	86.8
33	34	John Bussey	112.0	34	John Bussey	121.6	5	Michel Baudoin	86.6
34	116	John Ure	111.7	31	Ben Mitchell	121.1	21	Ian Nuthall	86.5
35	17	Marc Valvekens	110.7	88	Bernardo Hartogs	121.1	23	Barry Wood	86.3
36	21	Ian Nuthall	110.7	19	Paul Grant	120.1	34	John Bussey	85.8
37	19	Paul Grant	109.5	21	Ian Nuthall	119.4	19	Paul Grant	85.7
38	61	Helmut Gassmann	109.3	33	Chris Phillips	119.2	20	David Wenman	85.2
39	33	Chris Phillips	108.1	75	Niamh Wood	119.2	33	Chris Phillips	83.8
40	75	Niamh Wood	107.7	61	Helmut Gassmann	118.6	75	Niamh Wood	83.1

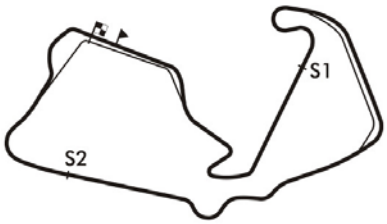

Session Start: 16:06:05 - Finish: 16:20:15
Weather/Track Conditions: Overcast / Dry
Circuit: Silverstone Historic Grand Prix
Track Length: 5.857 Km - 3.6394 miles
Printed: 21-07-2018 - 16:33

Silverstone Classic - 20 - 22 Jul 2018

Adrian Flux Trophy For Pre '66 Grand Prix Cars (HGPCA)

Race 7 - Best Sector Speeds

41	20	David Wenman	105.7	23	Barry Wood	117.1	36	John Delane	81.6
42	23	Barry Wood	104.9	20	David Wenman	114.5	29	Francesco Baldanza	81.2
43	70	Jean-Georges van Praet	102.8	29	Francesco Baldanza	114.3	61	Helmut Gassmann	80.0
44	2	Julia de Baldanza	98.5	70	Jean-Georges van Praet	105.5	2	Julia de Baldanza	74.0
45	29	Francesco Baldanza	97.4	2	Julia de Baldanza	105.0	70	Jean-Georges van Praet	70.7

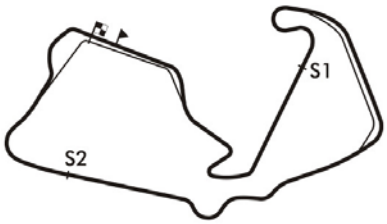

Session Start: 16:06:05 - Finish: 16:20:15
Weather/Track Conditions: Overcast / Dry
Circuit: Silverstone Historic Grand Prix
Track Length: 5.857 Km - 3.6394 miles

Printed: 21-07-2018 - 16:33

Silverstone Classic - 20 - 22 Jul 2018

Adrian Flux Trophy For Pre '66 Grand Prix Cars (HGPCA)

Race 7 - Lap Chart

Lap 1			Lap 2			Lap 3			Lap 4			Lap 5			Lap 6		
NO	Behind	Laptime	NO	Behind	Laptime	NO	Behind	Laptime	NO	Behind	Laptime	NO	Behind	Laptime	NO	Behind	Laptime
11		2:22.742	11		2:21.589	11		2:22.249	10		2:23.277	10		2:21.384	10		2:21.836
10	1.015	2:23.757	10	0.781	2:21.355	10	0.078	2:21.546	114	0.690	2:22.947	22	1.553	2:22.030	22	1.329	2:21.612
22	2.069	2:24.811	114	2.135	2:21.468	114	1.098	2:21.212	22	0.907	2:22.097	114	2.342	2:23.036	114	1.531	2:21.025
114	2.256	2:24.998	22	3.193	2:22.713	22	2.165	2:21.221	11	1.740	2:25.095	61	1 LAP	2:52.915	91	27.678	2:30.399
12	2.814	2:25.556	12	6.167	2:24.942	12	10.198	2:26.280	7	1 LAP	2:34.341	29	1 LAP	2:57.206	7	1 LAP	2:35.464
51	4.825	2:27.567	51	8.707	2:25.471	91	12.490	2:25.145	2	1 LAP	3:04.633	7	1 LAP	2:32.230	12	31.483	2:33.150
91	5.755	2:28.497	91	9.594	2:25.428	51	13.210	2:26.752	70	1 LAP	3:05.056	91	19.115	2:26.558	51	33.208	2:30.548
30	6.338	2:29.080	30	12.250	2:27.501	73	18.504	2:25.213	12	13.063	2:26.220	12	20.169	2:28.490	73	33.775	2:25.880
77	9.272	2:32.014	73	15.540	2:27.320	36	1 LAP	4:13.887	91	13.941	2:24.806	51	24.496	2:29.216	61	1 LAP	2:55.703
73	9.809	2:32.551	14	16.960	2:28.512	9	24.413	2:27.802	51	16.664	2:26.809	73	29.731	2:26.722	9	40.043	2:27.815
14	10.037	2:32.779	9	18.860	2:29.451	43	25.893	2:27.802	73	24.393	2:29.244	9	34.064	2:27.248	43	40.434	2:26.971
128	10.832	2:33.574	77	19.759	2:32.076	77	27.562	2:30.052	9	28.200	2:27.142	43	35.299	2:27.348	77	51.672	2:30.415
9	10.998	2:33.740	128	20.143	2:30.900	128	28.459	2:30.565	43	29.335	2:26.797	77	43.093	2:31.046	29	1 LAP	2:58.828
43	11.470	2:34.212	43	20.340	2:30.459	38	29.019	2:29.672	77	33.431	2:29.224	128	45.524	2:32.467	128	53.178	2:29.490
38	12.916	2:35.658	38	21.596	2:30.269	99	30.448	2:29.127	128	34.441	2:29.337	38	46.097	2:32.113	38	54.026	2:29.765
99	13.545	2:36.287	99	23.570	2:31.614	24	33.248	2:30.770	38	35.368	2:29.704	2	1 LAP	3:04.423	99	57.245	2:28.569
24	15.835	2:38.577	24	24.727	2:30.481	42	38.514	2:32.105	99	36.385	2:29.292	99	50.512	2:35.511	24	1:00.606	2:30.022
27	16.199	2:38.941	42	28.658	2:32.764	80	39.100	2:32.396	24	39.273	2:29.380	24	52.420	2:34.531	25	1:01.018	2:29.003
42	17.483	2:40.225	80	28.953	2:31.842	25	40.812	2:28.323	25	47.519	2:30.062	36	2 LAPS	5:17.881	36	2 LAPS	2:37.851
80	18.700	2:41.442	32	34.600	2:34.980	32	46.131	2:33.780	42	48.869	2:33.710	70	1 LAP	3:02.456	42	1:09.478	2:33.112
32	21.209	2:43.951	25	34.738	2:31.502	66	49.011	2:32.244	80	49.127	2:33.382	25	53.851	2:27.716	66	1:11.160	2:31.098
8	21.614	2:44.356	8	36.172	2:36.147	248	50.069	2:35.822	66	55.114	2:29.458	42	58.202	2:30.717	80	1:11.708	2:34.306
248	22.230	2:44.972	248	36.496	2:35.855	8	52.289	2:38.366	32	56.939	2:34.163	80	59.238	2:31.495	32	1:20.397	2:34.124
116	22.547	2:45.289	116	37.257	2:36.299	88	52.566	2:36.364	248	59.995	2:33.281	66	1:01.898	2:28.168	248	1:23.047	2:33.340
88	23.246	2:45.988	88	38.451	2:36.794	37	53.318	2:36.055	88	1:05.597	2:36.386	32	1:08.109	2:32.554	88	1:31.414	2:34.895
37	24.552	2:47.294	66	39.016	2:32.467	116	53.755	2:38.747	8	1:05.924	2:36.990	11	1:10.743	3:30.387	8	1:33.207	2:35.620
25	24.825	2:47.567	37	39.512	2:36.549	28	1:03.769	2:39.275	37	1:06.394	2:36.431	248	1:11.543	2:32.932	70	1 LAP	3:03.693
28	27.170	2:49.912	19	46.415	2:40.479	19	1:04.001	2:39.835	116	1:06.982	2:36.582	88	1:18.355	2:34.142	116	1:37.072	2:37.712
19	27.525	2:50.267	28	46.743	2:41.162	21	1:04.269	2:39.476	28	1:18.898	2:38.484	8	1:19.423	2:34.883	37	1:37.212	2:36.801
21	27.827	2:50.569	21	47.042	2:40.804	33	1:04.477	2:39.433	19	1:19.901	2:39.255	116	1:21.196	2:35.598	2	1 LAP	3:09.691
33	27.926	2:50.668	33	47.293	2:40.956	34	1:05.273	2:38.376	21	1:20.142	2:39.228	37	1:22.247	2:37.237	28	1:51.452	2:38.533
66	28.138	2:50.880	34	49.146	2:41.483	20	1:07.431	2:40.199	34	1:20.711	2:38.793	28	1:34.755	2:37.241	21	1:51.666	2:38.025
34	29.252	2:51.994	20	49.481	2:41.631	17	1:08.868	2:39.500	33	1:20.921	2:39.799	21	1:35.477	2:36.719	17	1:57.085	2:38.121
20	29.439	2:52.181	17	51.617	2:41.972	5	1:18.210	2:42.458	20	1:23.185	2:39.109	19	1:35.949	2:37.432	33	1:57.912	2:41.551
31	30.403	2:53.145	27	52.068	2:57.458	75	1:18.974	2:42.052	17	1:24.175	2:38.662	34	1:38.060	2:38.733	19	2:02.105	2:47.992
17	31.234	2:53.976	5	58.001	2:44.164	23	1:20.323	2:44.067	5	1:36.719	2:41.864	33	1:38.197	2:38.660	5	2:19.184	2:43.691
5	35.426	2:58.168	23	58.505	2:43.618	61	1:57.877	2:54.316	75	1:37.253	2:41.634	17	1:40.800	2:38.009	75	2:19.355	2:43.244
75	36.057	2:58.799	75	59.171	2:44.703	29	2:03.579	2:56.811	23	1:38.753	2:41.785	5	1:57.329	2:41.994	23	2:22.270	2:44.537
23	36.476	2:59.218	61	1:25.810	2:56.697				27	1 LAP	5:42.886	75	1:57.947	2:42.078	27	1 LAP	2:48.469
29	48.673	3:11.415	29	1:29.017	3:01.933							23	1:59.569	2:42.200			
36	49.876	3:12.618	2	1:48.426	3:07.062							27	1 LAP	2:31.825			
61	50.702	3:13.444	70	1:52.871	3:08.145												
2	1:02.953	3:25.695	7	2:17.944	2:34.460												
70	1:06.315	3:29.057															
7	2:05.073	4:27.815															

Session Start: 16:06:05 - Finish: 16:20:15
Weather/Track Conditions: Overcast / Dry
Circuit: Silverstone Historic Grand Prix
Track Length: 5.857 Km - 3.6394 miles
Printed: 21-07-2018 - 16:34

MST
Results: www.mstworld.com. Live Timing: https://livetiming.getraceresults.com/mst. Email: timing@mstworld.com

Silverstone Classic - 20 - 22 Jul 2018

Adrian Flux Trophy For Pre '66 Grand Prix Cars (HGPCA)

Race 20 - Starting Grid

Sheet No:

Start Time : 16:35 - Heat Duration : 20 Minutes

ROW							
23	45	31	Ben Mitchell	46	26	Luc Brandts
22	43	30	Julian Bronson	44	14	Richard Wilson
21	41	34	John Bussey	42	20	David Wenman
20	39	36	John Delane	40	11	Jon Fairley
19	37	2	Julia de Baldanza	38	27	Harindra de Silva
18	35	29	Francesco Baldanza	36	70	Jean-Georges van Praet
17	33	7	Paul Griffin	34	61	Helmut Gassmann
16	31	75	Niamh Wood	32	23	Barry Wood
15	29	19	Paul Grant	30	5	Michel Baudoin
14	27	17	Marc Valvekens	28	33	Chris Phillips
13	25	28	Graham Adelman	26	21	Ian Nuthall
12	23	116	John Ure	24	37	Alan Baillie
11	21	88	Bernardo Hartogs	22	8	Tony Ditheridge
10	19	32	Larry Kinch	20	248	Klaus Lehr
9	17	66	Sid Hoole	18	80	Nick Taylor
8	15	25	Tony Wood	16	42	James Willis
7	13	99	John Evans	14	24	Charles McCabe
6	11	128	Eddie McGuire	12	38	Tony Best
5	9	43	Charles Gillett	10	77	Geraint Owen
4	7	73	Tom Dark	8	9	Mark Daniell
3	5	12	Rudi Friedrichs	6	51	Rob Hall
2	3	114	Timothy de Silva	4	91	Chris Drake
1	1	10	William Nuthall	2	22	Peter Horsman

Pole Right

Car 26 allowed to start from back of grid

Circuit: Silverstone Historic Grand Prix
Track Length: 5.857 Km - 3.6394 miles

These results are provisional until the conclusion of any judicial and technical matters.

Clerk of the Course:	Timekeeper:	Issued at:
Julian Floyd	Nick Palmer	

Printed : 21-07-2018 - 19:27

Silverstone Classic - 20 - 22 Jul 2018

Adrian Flux Trophy For Pre '66 Grand Prix Cars (HGPCA)

Race 20 - Classification

Sheet No:

POS	NO	DRIVER/S	CLASS	CLASS POS	CAR MAKE / MODEL	TIME	LAPS	GAP	DIFF	MPH	BEST	ON
1	22	Peter Horsman	12	1	Lotus 18/21	21:42.260	9	-- 9 laps --		90.55	2:23.272	7
2	9	Mark Daniell	9	1	Cooper T45	22:08.629	9	26.369	26.369	88.74	2:26.284	3
3	25	Tony Wood	7A	1	Tec-Mec Maserati 415	22:11.985	9	29.725	3.356	88.52	2:26.138	9
4	66	Sid Hoole	11	1	Cooper T66 F1	22:26.674	9	44.414	14.689	87.56	2:28.055	3
5	99	John Evans	12	2	Brabham BT4	22:27.568	9	45.308	0.894	87.50	2:27.725	4
6	24	Charles McCabe	7B	1	Lotus 18	22:28.614	9	46.354	1.046	87.43	2:25.028	9
7	128	Eddie McGuire	8	1	Scarab Offenhauser	22:31.050	9	48.790	2.436	87.27	2:28.351	9
8	80	Nick Taylor	10	1	Lotus 18	22:32.057	9	49.797	1.007	87.21	2:27.587	9
9	38	Tony Best	7A	2	Ferrari 246 Dino	22:38.100	9	55.840	6.043	86.82	2:28.709	4
10	77	Geraint Owen	8	2	Kurtis-Offenhauser 500C	22:43.047	9	1:00.787	4.947	86.51	2:29.579	7
11	51	Rob Hall	9	2	Cooper T43/51	22:43.457	9	1:01.197	0.410	86.48	2:26.130	3
12	7	Paul Griffin	7B	2	Cooper T51	23:13.030	9	1:30.770	29.573	84.64	2:30.443	9
13	32	Larry Kinch	12	3	Lotus 32 Tasman	23:15.013	9	1:32.753	1.983	84.53	2:31.674	3
14	248	Klaus Lehr	6	1	Maserati 250F CM5	23:18.425	9	1:36.165	3.412	84.32	2:32.839	2
15	88	Bernardo Hartogs	10	2	Lotus 18/21	23:32.721	9	1:50.461	14.296	83.46	2:33.606	8
16	8	Tony Ditheridge	9	3	Cooper T45	23:35.414	9	1:53.154	2.693	83.31	2:34.676	9
17	27	Harindra de Silva	11	2	Scirocco BRM	23:35.778	9	1:53.518	0.364	83.28	2:33.646	4
18	37	Alan Baillie	10	3	LDS 007	23:37.737	9	1:55.477	1.959	83.17	2:36.168	5
19	36	John Delane	10	4	Lotus 21	23:39.338	9	1:57.078	1.601	83.08	2:33.947	6
20	21	Ian Nuthall	5	1	Alta F2	23:50.331	9	2:08.071	10.993	82.44	2:36.324	2
21	17	Marc Valvekens	6	2	Gordini T16	23:52.349	9	2:10.089	2.018	82.32	2:35.805	9
22	19	Paul Grant	5	2	Cooper Bristol T23 Mk2	24:03.563	9	2:21.303	11.214	81.68	2:37.811	6
23	33	Chris Phillips	5	3	Cooper Bristol T23 Mk2	24:03.886	9	2:21.626	0.323	81.66	2:38.421	4
24	75	Niamh Wood	5	4	Cooper Bristol T20 Mk1	21:47.240	8	-- 8 laps --	22.289	80.18	2:39.755	6
25	34	John Bussey	7C	1	Cooper T43	21:48.201	8	0.961	0.961	80.12	2:39.839	6
26	28	Graham Adelman	6	3	Maserati 250F	21:57.234	8	9.994	9.033	79.57	2:36.264	7
27	23	Barry Wood	5	5	Cooper Bristol T20 Mk1	22:02.590	8	15.350	5.356	79.24	2:42.589	7
28	91	Chris Drake	10	5	Cooper T53	22:19.416	8	32.176	16.826	78.25	2:24.589	3
29	61	Helmut Gassmann	6	4	Connaught B4	22:58.712	8	1:11.472	39.296	76.02	2:48.000	5
30	29	Francesco Baldanza	10	6	Lola Mk3	23:16.477	8	1:29.237	17.765	75.06	2:50.545	8
31	70	Jean-Georges van Praet	5	6	Cooper Bristol T23 Mk2	24:30.375	8	2:43.135	1:13.898	71.28	2:55.663	8
32	12	Rudi Friedrichs	7B	3	Cooper T53	21:50.748	7	-- 7 laps --	16.036	69.97	2:24.690	2
33	2	Julia de Baldanza	4	1	Maserati A6GCM	21:57.929	7	7.181	7.181	69.59	3:03.847	5
		---------- NOT CLASSIFIED ----------										
DNF	43	Charles Gillett	9		Cooper T43	17:14.747	7	-- 7 laps --		88.63	2:26.385	4
DNF	116	John Ure	5		Cooper Bristol T24/25	16:00.300	6	-- 6 laps --	1:12.558	81.86	2:36.375	5
DNF	73	Tom Dark	7B		Cooper T51	12:47.958	5	-- 5 laps --		85.30	2:25.335	3
DNF	11	Jon Fairley	12		Brabham BT11/19	7:42.250	3	-- 3 laps --	20.026	85.03	2:25.236	2
DNF	26	Luc Brandts	2		Talbot Lago T26	10:50.174	3	3:07.924	3:07.924	60.45	3:28.343	2

Cars 5, 14, 30, 31, 42 - Non starters

Session Start: 16:34:52 - Finish: 16:56:35
Weather/Track Conditions: Bright / Dry
Circuit: Silverstone Historic Grand Prix
Track Length: 5.857 Km - 3.6394 miles

These results are provisional until the conclusion of any judicial and technical matters.

Clerk of the Course:	Timekeeper:	Issued at:
Julian Floyd	Nick Palmer	

Silverstone Classic - 20 - 22 Jul 2018

Adrian Flux Trophy For Pre '66 Grand Prix Cars (HGPCA)

Race 20 - Classification

Sheet No:

DNF 114	Timothy de Silva	11	Lotus 24	4:58.338	2	-- 2 laps --	87.83	2:26.547	1
DNF 10	William Nuthall	7B	Cooper T53						
DNF 20	David Wenman	5	Connaught A4						

---------- FASTEST LAP SUMMARY ----------

NO	DRIVER/S	CLASS	CAR MAKE / MODEL	FASTEST LAP	ON	MPH
22	Peter Horsman	12	Lotus 18/21	2:23.272	7	91.45
91	Chris Drake	10	Cooper T53	2:24.589	3	90.61
12	Rudi Friedrichs	7B	Cooper T53	2:24.690	2	90.55
51	Rob Hall	9	Cooper T43/51	2:26.130	3	89.66
25	Tony Wood	7A	Tec-Mec Maserati 415	2:26.138	9	89.65
114	Timothy de Silva	11	Lotus 24	2:26.547	1	89.40
128	Eddie McGuire	8	Scarab Offenhauser	2:28.351	9	88.32
248	Klaus Lehr	6	Maserati 250F CM5	2:32.839	2	85.72
21	Ian Nuthall	5	Alta F2	2:36.324	2	83.81
34	John Bussey	7C	Cooper T43	2:39.839	6	81.97
2	Julia de Baldanza	4	Maserati A6GCM	3:03.847	5	71.26
26	Luc Brandts	2	Talbot Lago T26	3:28.343	2	62.89

Cars 5, 14, 30, 31, 42 - Non starters

Session Start: 16:34:52 - Finish: 16:56:35
Weather/Track Conditions: Bright / Dry
Circuit: Silverstone Historic Grand Prix
Track Length: 5.857 Km - 3.6394 miles

These results are provisional until the conclusion of any judicial and technical matters.

Clerk of the Course:	Timekeeper:	Issued at:
Julian Floyd	Nick Palmer	

Silverstone Classic - 20 - 22 Jul 2018

Adrian Flux Trophy For Pre '66 Grand Prix Cars (HGPCA)

Race 20 - Sector Analysis

2 Julia de Baldanza (4) — Maserati A6GCM

lap	Sect-1	Speed	Sect-2	Speed	Sect-3	Speed	Laptime	Pit	lap	Sect-1	Speed	Sect-2	Speed	Sect-3	Speed	Laptime	Pit
1		94.5	1:31.931	99.4	37.912	73.3	3:21.094		5	57.307	94.8	1:30.228	96.1	36.312	74.9	3:03.847	
2	57.806	90.1	1:30.066	96.7	37.408	74.0	3:05.280		6	1:00.861	85.9	1:33.053	95.1	36.478	73.3	3:10.392	
3	57.000	93.2	1:31.612	100.8	36.503	74.1	3:05.115		7	55.805	91.1	1:32.710	102.6	36.244	72.8	3:04.759	
4	57.179	88.9	1:32.168	97.0	38.095	68.1	3:07.442		8								

7 Paul Griffin (7B) — Cooper T51

lap	Sect-1	Speed	Sect-2	Speed	Sect-3	Speed	Laptime	Pit	lap	Sect-1	Speed	Sect-2	Speed	Sect-3	Speed	Laptime	Pit
1		112.2	1:20.144	130.6	30.052	86.0	2:47.453		6	47.405	120.3	1:14.495	129.6	30.144	76.2	2:32.044	
2	48.794	123.1	1:16.535	127.6	29.169	90.2	2:34.498		7	48.527	121.6	1:15.925	127.8	29.077	89.2	2:33.529	
3	47.590	119.0	1:17.886	127.6	30.236	88.5	2:35.712		8	48.807	117.5	1:15.049	129.8	29.152	88.4	2:33.008	
4	47.773	119.2	1:15.933	124.7	29.931	90.4	2:33.637		9	47.065	123.1	1:14.034	128.6	29.344	89.2	2:30.443	
5	48.631	117.5	1:15.231	130.6	28.844	89.5	2:32.706		10								

8 Tony Ditheridge (9) — Cooper T45

lap	Sect-1	Speed	Sect-2	Speed	Sect-3	Speed	Laptime	Pit	lap	Sect-1	Speed	Sect-2	Speed	Sect-3	Speed	Laptime	Pit
1		102.3	1:18.902	122.7	29.728	86.5	2:43.790		6	48.494	110.7	1:17.779	126.6	29.948	88.1	2:36.221	
2	48.667	113.4	1:17.037	126.9	30.116	85.3	2:35.820		7	49.358	113.4	1:18.304	122.7	30.159	82.5	2:37.821	
3	49.361	109.8	1:18.006	120.7	30.474	84.9	2:37.841		8	48.870	115.9	1:17.211	125.7	29.393	86.6	2:35.474	
4	49.425	110.6	1:17.451	120.7	30.671	85.5	2:37.547		9	48.517	114.1	1:16.830	128.3	29.329	84.2	2:34.676	
5	48.232	107.5	1:17.454	120.9	30.538	81.7	2:36.224		10								

9 Mark Daniell (9) — Cooper T45

lap	Sect-1	Speed	Sect-2	Speed	Sect-3	Speed	Laptime	Pit	lap	Sect-1	Speed	Sect-2	Speed	Sect-3	Speed	Laptime	Pit
1		120.9	1:13.367	132.6	27.970	90.4	2:30.688		6	45.765	122.7	1:13.015	134.2	27.668	93.1	2:26.448	
2	46.234	124.7	1:12.836	135.0	28.014	90.6	2:27.084		7	46.056	115.9	1:14.932	128.6	27.804	91.8	2:28.792	
3	45.737	125.9	1:12.636	135.3	27.911	92.9	2:26.284		8	46.289	123.1	1:13.628	133.9	27.613	94.1	2:27.530	
4	45.563	124.0	1:13.037	135.3	27.988	87.7	2:26.588		9	46.173	124.3	1:13.208	134.5	27.793	91.8	2:27.174	
5	46.428	122.5	1:13.907	133.9	27.706	93.6	2:28.041		10								

10 William Nuthall (7B) — Cooper T53

lap	Sect-1	Speed	Sect-2	Speed	Sect-3	Speed	Laptime	Pit	lap	Sect-1	Speed	Sect-2	Speed	Sect-3	Speed	Laptime	Pit

11 Jon Fairley (12) — Brabham BT11/19

lap	Sect-1	Speed	Sect-2	Speed	Sect-3	Speed	Laptime	Pit	lap	Sect-1	Speed	Sect-2	Speed	Sect-3	Speed	Laptime	Pit
1		112.6	1:15.851	142.5	27.953	92.3	2:42.203		3	44.831	132.9	1:11.775	126.6	In		2:34.811	P
2	45.825	131.6	1:10.723	141.3	28.688	95.5	2:25.236		4								

12 Rudi Friedrichs (7B) — Cooper T53

lap	Sect-1	Speed	Sect-2	Speed	Sect-3	Speed	Laptime	Pit	lap	Sect-1	Speed	Sect-2	Speed	Sect-3	Speed	Laptime	Pit
1		124.3	1:12.264	142.2	27.703	95.6	2:26.396		5	46.393	108.8	1:14.745	131.6	28.485	95.5	2:29.623	
2	44.878	128.6	1:11.739	143.7	28.073	97.0	2:24.690		6	46.635	108.2	1:14.598	133.9	28.362	96.6	2:29.595	
3	44.739	123.6	1:12.352	143.7	28.581	97.1	2:25.672		7	46.382	114.7	1:15.328	130.1	28.580	96.4	2:30.290	
4	45.225	120.7	5:50.830	135.0	28.427	97.7	7:04.482		8								

17 Marc Valvekens (6) — Gordini T16

lap	Sect-1	Speed	Sect-2	Speed	Sect-3	Speed	Laptime	Pit	lap	Sect-1	Speed	Sect-2	Speed	Sect-3	Speed	Laptime	Pit
1		110.0	1:20.037	124.7	30.447	85.6	2:47.878		6	49.366	107.5	1:18.186	124.3	30.528	85.3	2:38.080	
2	50.870	116.7	1:18.792	123.8	29.716	86.4	2:39.378		7	49.149	112.6	1:18.572	123.1	29.529	86.7	2:37.250	
3	50.668	104.2	1:19.464	120.3	29.657	86.9	2:39.789		8	49.811	111.1	1:18.820	123.1	29.742	87.0	2:38.373	
4	49.627	111.8	1:19.566	122.5	29.570	84.4	2:38.763		9	49.367	112.2	1:17.315	125.9	29.123	87.4	2:35.805	
5	50.288	109.3	1:17.638	125.7	29.107	87.3	2:37.033		10								

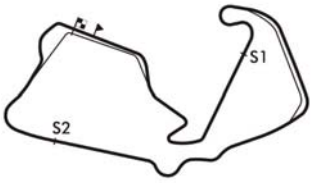

Session Start: 16:34:52 - Finish: 16:56:35
Weather/Track Conditions: Bright / Dry
Circuit: Silverstone Historic Grand Prix
Track Length: 5.857 Km - 3.6394 miles
Printed: 22-07-2018 - 17:02

MST
Results: www.mstworld.com. Live Timing: https://livetiming.getraceresults.com/mst. Email: timing@mstworld.com

Silverstone Classic - 20 - 22 Jul 2018

Adrian Flux Trophy For Pre '66 Grand Prix Cars (HGPCA)

Race 20 - Sector Analysis

19 Paul Grant (5) — Cooper Bristol T23 Mk2

lap	Sect-1	Speed	Sect-2	Speed	Sect-3	Speed	Laptime	Pit	lap	Sect-1	Speed	Sect-2	Speed	Sect-3	Speed	Laptime	Pit
1		102.0	1:21.560	116.3	29.956	84.6	2:49.295		6	49.419	110.9	1:19.216	114.1	29.176	84.7	2:37.811	
2	50.397	106.7	1:21.213	114.3	29.618	84.9	2:41.228		7	49.279	109.7	1:19.320	117.7	29.598	80.1	2:38.197	
3	50.577	101.8	1:20.256	113.9	29.335	85.5	2:40.168		8	50.463	110.9	1:20.806	114.7	29.287	81.8	2:40.556	
4	49.915	106.0	1:19.905	114.1	29.329	84.8	2:39.149		9	49.625	106.7	1:19.850	116.9	29.407	81.6	2:38.882	
5	49.817	108.2	1:19.366	114.1	29.094	83.6	2:38.277		10								

20 David Wenman (5) — Connaught A4

lap	Sect-1	Speed	Sect-2	Speed	Sect-3	Speed	Laptime	Pit	lap	Sect-1	Speed	Sect-2	Speed	Sect-3	Speed	Laptime	Pit

21 Ian Nuthall (5) — Alta F2

lap	Sect-1	Speed	Sect-2	Speed	Sect-3	Speed	Laptime	Pit	lap	Sect-1	Speed	Sect-2	Speed	Sect-3	Speed	Laptime	Pit
1		109.8	1:19.215	119.8	29.206	86.7	2:44.511		6	49.350	110.4	1:18.052	117.9	29.929	84.8	2:37.331	
2	48.942	111.7	1:18.108	119.2	29.274	87.3	2:36.324		7	50.163	108.2	1:19.479	116.5	30.084	86.1	2:39.726	
3	49.211	110.6	1:19.038	118.8	29.402	87.0	2:37.651		8	49.020	110.2	1:19.147	118.6	30.153	83.9	2:38.320	
4	49.383	110.6	1:19.004	118.1	29.982	80.2	2:38.369		9	49.927	108.1	1:19.699	118.8	30.366	83.1	2:39.992	
5	49.142	110.6	1:19.703	119.6	29.262	86.8	2:38.107		10								

22 Peter Horsman (12) — Lotus 18/21

lap	Sect-1	Speed	Sect-2	Speed	Sect-3	Speed	Laptime	Pit	lap	Sect-1	Speed	Sect-2	Speed	Sect-3	Speed	Laptime	Pit
1		122.9	1:12.445	141.9	27.588	93.6	2:25.208		6	45.037	124.5	1:13.039	137.2	26.950	97.8	2:25.026	
2	44.673	127.3	1:11.340	142.5	27.306	97.3	2:23.319		7	44.621	129.3	1:11.367	141.0	27.284	96.7	2:23.272	
3	44.756	124.7	1:11.786	143.4	27.055	97.3	2:23.597		8	46.044	123.4	1:12.134	139.5	27.337	97.0	2:25.515	
4	45.152	126.1	1:11.467	143.7	27.033	97.3	2:23.652		9	45.369	119.6	1:15.841	142.8	27.406	92.9	2:28.616	
5	45.713	125.0	1:11.494	141.6	26.848	97.7	2:24.055		10								

23 Barry Wood (5) — Cooper Bristol T20 Mk1

lap	Sect-1	Speed	Sect-2	Speed	Sect-3	Speed	Laptime	Pit	lap	Sect-1	Speed	Sect-2	Speed	Sect-3	Speed	Laptime	Pit
1		98.3	1:22.791	111.1	31.715	82.1	2:53.993		5	51.696	105.2	1:21.612	113.2	30.951	84.5	2:44.259	
2	51.400	106.5	1:21.859	112.6	31.379	80.6	2:44.638		6	51.445	106.0	1:21.458	116.1	30.700	83.4	2:43.603	
3	51.574	104.4	1:22.315	106.5	31.826	83.4	2:45.715		7	50.988	105.5	1:20.945	112.8	30.656	82.6	2:42.589	
4	50.968	102.6	1:21.049	115.3	31.240	82.0	2:43.257		8	51.614	105.7	1:21.762	116.9	31.160	84.4	2:44.536	

24 Charles McCabe (7B) — Lotus 18

lap	Sect-1	Speed	Sect-2	Speed	Sect-3	Speed	Laptime	Pit	lap	Sect-1	Speed	Sect-2	Speed	Sect-3	Speed	Laptime	Pit
1		112.2	1:15.516	133.2	29.725	91.7	2:37.165		6	47.585	122.2	1:13.168	144.3	28.780	92.1	2:29.533	
2	45.874	123.6	1:15.064	123.4	30.602	91.7	2:31.540		7	46.210	127.3	1:12.180	143.7	28.745	92.8	2:27.135	
3	47.471	115.9	1:14.022	131.1	29.810	93.2	2:31.303		8	47.721	130.3	1:12.178	136.1	28.202	91.3	2:28.101	
4	46.658	127.8	1:13.764	140.7	28.464	95.3	2:28.886		9	45.762	129.8	1:11.559	143.7	27.707	92.1	2:25.028	
5	45.973	127.3	1:13.596	137.0	30.354	79.2	2:29.923		10								

25 Tony Wood (7A) — Tec-Mec Maserati 415

lap	Sect-1	Speed	Sect-2	Speed	Sect-3	Speed	Laptime	Pit	lap	Sect-1	Speed	Sect-2	Speed	Sect-3	Speed	Laptime	Pit
1		121.4	1:13.295	135.0	27.815	92.2	2:30.250		6	46.469	123.6	1:13.076	135.6	27.362	89.2	2:26.907	
2	46.458	123.4	1:13.797	137.0	28.057	88.2	2:28.312		7	45.869	127.1	1:13.619	135.0	27.932	84.5	2:27.420	
3	46.874	122.9	1:13.843	135.8	27.636	87.8	2:28.353		8	46.080	125.7	1:12.837	135.3	27.504	90.6	2:26.421	
4	47.058	108.4	1:14.319	133.9	27.976	90.8	2:29.353		9	45.404	126.1	1:13.310	135.8	27.424	88.7	2:26.138	
5	46.191	123.6	1:14.795	135.3	27.845	90.1	2:28.831		10								

26 Luc Brandts (2) — Talbot Lago T26

lap	Sect-1	Speed	Sect-2	Speed	Sect-3	Speed	Laptime	Pit	lap	Sect-1	Speed	Sect-2	Speed	Sect-3	Speed	Laptime	Pit
1		82.2	1:42.426	71.7	39.526	62.0	3:35.055		3	1:09.420	69.3	1:49.641	66.8	In		3:46.776	P
2	1:03.278	76.3	1:45.157	74.2	39.908	61.1	3:28.343		4								

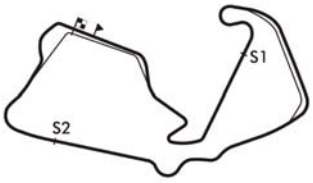

Session Start: 16:34:52 - Finish: 16:56:35
Weather/Track Conditions: Bright / Dry
Circuit: Silverstone Historic Grand Prix
Track Length: 5.857 Km - 3.6394 miles
Printed: 22-07-2018 - 17:02

MST
Results: www.mstworld.com. Live Timing: https://livetiming.getraceresults.com/mst. Email: timing@mstworld.com

Silverstone Classic - 20 - 22 Jul 2018

Adrian Flux Trophy For Pre '66 Grand Prix Cars (HGPCA)

Race 20 - Sector Analysis

27 Harindra de Silva (11) — Scirocco BRM

lap	Sect-1	Speed	Sect-2	Speed	Sect-3	Speed	Laptime	Pit	lap	Sect-1	Speed	Sect-2	Speed	Sect-3	Speed	Laptime	Pit
1		113.9	1:21.562	128.6	29.605	86.7	2:51.571		6	47.484	121.4	1:17.519	130.1	29.800	79.8	2:34.803	
2	48.229	115.1	1:18.458	128.6	29.573	87.5	2:36.260		7	49.300	118.6	1:19.202	128.8	29.130	83.2	2:37.632	
3	50.167	116.1	1:17.519	132.9	29.523	88.3	2:37.209		8	48.362	118.4	1:17.199	130.1	29.608	87.0	2:35.169	
4	47.827	119.4	1:15.976	124.5	29.843	87.4	2:33.646		9	48.889	121.4	1:16.461	130.3	29.329	87.4	2:34.679	
5	47.874	116.1	1:17.959	127.6	28.976	87.5	2:34.809		10								

28 Graham Adelman (6) — Maserati 250F

lap	Sect-1	Speed	Sect-2	Speed	Sect-3	Speed	Laptime	Pit	lap	Sect-1	Speed	Sect-2	Speed	Sect-3	Speed	Laptime	Pit
1		102.9	1:19.546	120.3	30.899	87.3	2:46.727		5	50.750	104.7	1:17.673	130.6	31.175	88.8	2:39.598	
2	49.411	111.7	1:18.452	130.6	31.398	86.0	2:39.261		6	48.452	116.3	1:17.126	126.6	30.726	88.4	2:36.304	
3	50.958	104.0	1:18.394	127.1	31.088	88.2	2:40.440		7	48.649	115.7	1:16.945	132.1	30.670	86.6	2:36.264	
4	48.884	110.0	1:18.202	128.6	31.796	85.3	2:38.882		8	1:26.227	95.6	1:20.860	128.1	32.671	80.3	3:19.758	

29 Francesco Baldanza (10) — Lola Mk3

lap	Sect-1	Speed	Sect-2	Speed	Sect-3	Speed	Laptime	Pit	lap	Sect-1	Speed	Sect-2	Speed	Sect-3	Speed	Laptime	Pit
1		96.6	1:26.930	111.8	33.338	78.6	3:04.070		5	53.908	103.6	1:24.920	113.2	33.083	79.7	2:51.911	
2	54.397	94.9	1:26.124	108.1	34.089	80.2	2:54.610		6	56.207	80.4	1:26.873	113.6	33.753	75.1	2:56.833	
3	55.005	101.5	1:25.615	108.6	33.529	73.6	2:54.149		7	55.521	100.9	1:24.999	114.1	32.510	78.3	2:53.030	
4	54.691	101.8	1:24.625	113.0	32.013	82.1	2:51.329		8	53.088	104.2	1:24.525	113.0	32.932	80.4	2:50.545	

32 Larry Kinch (12) — Lotus 32 Tasman

lap	Sect-1	Speed	Sect-2	Speed	Sect-3	Speed	Laptime	Pit	lap	Sect-1	Speed	Sect-2	Speed	Sect-3	Speed	Laptime	Pit
1		114.9	1:17.666	129.1	30.293	85.8	2:43.197		6	47.608	122.0	1:17.523	122.5	31.807	81.9	2:36.938	
2	47.718	116.9	1:16.142	135.0	29.022	88.1	2:32.882		7	48.524	117.3	1:18.662	135.0	28.861	87.7	2:36.047	
3	47.226	124.0	1:15.014	135.8	29.434	81.6	2:31.674		8	48.210	116.9	1:16.074	137.5	28.302	89.5	2:32.586	
4	48.261	123.6	1:18.612	131.6	28.773	87.4	2:35.646		9	47.321	127.1	1:15.534	133.2	29.020	89.0	2:31.875	
5	47.299	123.6	1:17.224	135.3	29.645	86.7	2:34.168		10								

33 Chris Phillips (5) — Cooper Bristol T23 Mk2

lap	Sect-1	Speed	Sect-2	Speed	Sect-3	Speed	Laptime	Pit	lap	Sect-1	Speed	Sect-2	Speed	Sect-3	Speed	Laptime	Pit
1		105.7	1:21.613	119.0	29.957	84.3	2:48.087		6	50.359	108.1	1:19.485	115.9	29.044	84.6	2:38.888	
2	50.462	106.4	1:19.956	117.1	29.706	84.5	2:40.124		7	49.926	106.2	1:19.931	116.7	29.530	82.8	2:39.387	
3	51.367	107.4	1:19.880	116.5	29.140	84.4	2:40.387		8	50.825	106.7	1:21.022	119.2	29.345	82.5	2:41.192	
4	49.874	104.5	1:19.386	116.3	29.161	84.5	2:38.421		9	50.414	105.8	1:19.086	118.8	29.435	82.8	2:38.935	
5	50.478	107.0	1:18.947	116.7	29.040	84.2	2:38.465		10								

34 John Bussey (7C) — Cooper T43

lap	Sect-1	Speed	Sect-2	Speed	Sect-3	Speed	Laptime	Pit	lap	Sect-1	Speed	Sect-2	Speed	Sect-3	Speed	Laptime	Pit
1		104.0	1:19.918	118.6	30.878	82.5	2:54.888		5	49.918	103.4	1:20.060	118.4	30.248	83.8	2:40.226	
2	51.356	112.8	1:20.059	119.2	30.620	81.8	2:42.035		6	50.318	108.6	1:19.062	113.6	30.459	84.7	2:39.839	
3	50.401	104.5	1:20.611	118.4	31.187	81.6	2:42.199		7	49.833	108.6	1:21.560	116.5	30.891	81.1	2:42.284	
4	51.123	97.7	1:21.076	119.8	30.546	81.6	2:42.745		8	52.076	107.2	1:21.753	116.1	30.156	84.1	2:43.985	

36 John Delane (10) — Lotus 21

lap	Sect-1	Speed	Sect-2	Speed	Sect-3	Speed	Laptime	Pit	lap	Sect-1	Speed	Sect-2	Speed	Sect-3	Speed	Laptime	Pit
1		110.6	1:21.453	121.4	29.527	82.7	2:52.131		6	48.015	113.0	1:17.254	123.6	28.678	86.3	2:33.947	
2	48.720	114.5	1:21.357	114.7	29.043	85.7	2:39.120		7	49.065	110.0	1:18.137	121.1	28.749	86.1	2:35.951	
3	49.290	114.3	1:17.843	123.8	29.153	84.8	2:36.286		8	48.407	110.2	1:17.172	122.5	28.590	83.4	2:34.169	
4	49.629	114.3	1:17.894	123.4	30.031	78.2	2:37.554		9	48.104	112.4	1:16.799	120.7	29.446	77.2	2:34.349	
5	49.376	113.6	1:17.179	122.9	29.276	84.1	2:35.831		10								

37 Alan Baillie (10) — LDS 007

lap	Sect-1	Speed	Sect-2	Speed	Sect-3	Speed	Laptime	Pit	lap	Sect-1	Speed	Sect-2	Speed	Sect-3	Speed	Laptime	Pit
1		114.3	1:18.231	122.9	29.542	85.8	2:41.214		6	49.308	107.0	1:18.308	120.5	29.363	85.9	2:36.979	
2	49.279	115.1	1:18.222	124.7	29.229	85.3	2:36.730		7	49.777	113.0	1:18.473	120.3	29.110	86.3	2:37.360	
3	49.531	111.3	1:18.703	117.9	29.857	86.3	2:38.091		8	48.822	111.7	1:19.115	114.7	29.507	84.0	2:37.444	
4	49.622	111.7	1:18.491	116.3	29.288	87.5	2:37.401		9	49.669	117.3	1:17.646	115.5	29.035	84.5	2:36.350	
5	49.263	113.9	1:17.738	122.0	29.167	86.1	2:36.168		10								

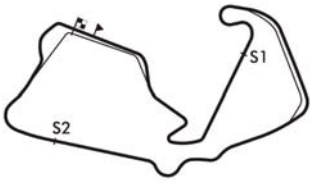

Session Start: 16:34:52 - Finish: 16:56:35
Weather/Track Conditions: Bright / Dry
Circuit: Silverstone Historic Grand Prix
Track Length: 5.857 Km - 3.6394 miles
Printed: 22-07-2018 - 17:02

MST
Results: www.mstworld.com. Live Timing: https://livetiming.getraceresults.com/mst. Email: timing@mstworld.com

Silverstone Classic - 20 - 22 Jul 2018

Adrian Flux Trophy For Pre '66 Grand Prix Cars (HGPCA)

Race 20 - Sector Analysis

38 Tony Best (7A) — Ferrari 246 Dino

lap	Sect-1	Speed	Sect-2	Speed	Sect-3	Speed	Laptime	Pit	lap	Sect-1	Speed	Sect-2	Speed	Sect-3	Speed	Laptime	Pit
1		120.1	1:15.568	134.5	28.621	92.3	2:35.541		6	47.463	120.5	1:14.381	134.2	28.074	87.5	2:29.918	
2	47.597	121.8	1:14.667	133.2	28.823	88.2	2:31.087		7	46.781	120.7	1:14.170	132.4	28.319	88.3	2:29.270	
3	47.639	120.9	1:15.159	128.3	28.026	91.6	2:30.824		8	47.738	118.4	1:14.668	132.6	28.107	88.5	2:30.513	
4	46.489	121.1	1:14.381	131.1	27.839	90.9	2:28.709		9	46.642	124.3	1:14.073	132.9	28.097	91.3	2:28.812	
5	48.167	116.3	1:15.543	132.4	29.716	82.0	2:33.426		10								

43 Charles Gillett (9) — Cooper T43

lap	Sect-1	Speed	Sect-2	Speed	Sect-3	Speed	Laptime	Pit	lap	Sect-1	Speed	Sect-2	Speed	Sect-3	Speed	Laptime	Pit
1		118.4	1:13.859	128.6	27.990	91.9	2:31.471		5	45.338	123.6	1:13.724	131.6	27.331	89.4	2:26.393	
2	45.867	123.8	1:13.919	132.1	27.938	91.2	2:27.724		6	46.502	119.4	1:13.515	131.1	27.352	93.1	2:27.369	
3	46.624	124.3	1:14.301	126.6	27.475	89.2	2:28.400		7	45.888	123.6	1:13.545	129.6	27.572	90.4	2:27.005	
4	45.663	122.7	1:13.211	131.3	27.511	88.5	2:26.385		8								

51 Rob Hall (9) — Cooper T43/51

lap	Sect-1	Speed	Sect-2	Speed	Sect-3	Speed	Laptime	Pit	lap	Sect-1	Speed	Sect-2	Speed	Sect-3	Speed	Laptime	Pit
1		112.4	1:13.771	130.6	27.691	91.9	2:30.987		6	47.148	113.7	1:14.034	124.7	28.038	85.9	2:29.220	
2	46.934	119.2	1:13.005	133.7	27.755	89.5	2:27.694		7	48.137	107.4	1:17.268	110.0	28.499	85.3	2:33.904	
3	46.162	117.1	1:13.003	128.8	26.965	91.6	2:26.130		8	51.161	99.4	1:21.616	103.9	29.361	87.3	2:42.138	
4	46.378	119.8	1:14.120	116.3	27.708	88.8	2:28.206		9	49.461	109.7	1:18.241	108.2	29.840	78.0	2:37.542	
5	45.998	113.7	1:14.424	129.8	27.214	91.8	2:27.636		10								

61 Helmut Gassmann (6) — Connaught B4

lap	Sect-1	Speed	Sect-2	Speed	Sect-3	Speed	Laptime	Pit	lap	Sect-1	Speed	Sect-2	Speed	Sect-3	Speed	Laptime	Pit
1		101.8	1:26.938	109.3	34.575	76.7	3:02.144		5	52.216	107.2	1:23.769	115.5	32.015	79.9	2:48.000	
2	54.731	106.0	1:26.379	111.5	34.948	77.0	2:56.058		6	52.157	104.4	1:23.734	106.5	33.284	77.2	2:49.175	
3	53.693	106.9	1:26.056	114.9	33.782	79.4	2:53.531		7	52.032	102.6	1:23.975	117.9	32.983	78.9	2:48.990	
4	53.787	106.5	1:24.368	113.7	33.044	80.4	2:51.199		8	52.894	111.3	1:23.300	115.1	33.421	80.5	2:49.615	

66 Sid Hoole (11) — Cooper T66 F1

lap	Sect-1	Speed	Sect-2	Speed	Sect-3	Speed	Laptime	Pit	lap	Sect-1	Speed	Sect-2	Speed	Sect-3	Speed	Laptime	Pit
1		110.4	1:15.026	135.3	28.835	92.9	2:34.763		6	46.471	118.8	1:13.700	133.2	28.614	88.7	2:28.785	
2	46.791	119.6	1:13.822	135.0	28.781	86.8	2:29.394		7	46.565	120.7	1:13.829	131.6	28.621	86.3	2:29.015	
3	46.253	118.8	1:13.221	135.8	28.581	85.1	2:28.055		8	46.489	121.6	1:14.544	134.2	28.294	90.4	2:29.327	
4	46.632	117.9	1:13.880	132.6	28.638	87.4	2:29.150		9	46.765	120.5	1:13.171	133.9	28.653	90.9	2:28.589	
5	46.392	118.4	1:13.939	130.8	29.265	86.8	2:29.596		10								

70 Jean-Georges van Praet (5) — Cooper Bristol T23 Mk2

lap	Sect-1	Speed	Sect-2	Speed	Sect-3	Speed	Laptime	Pit	lap	Sect-1	Speed	Sect-2	Speed	Sect-3	Speed	Laptime	Pit
1		99.9	1:33.202	96.6	36.489	68.2	3:19.533		5	58.531	100.5	1:29.236	98.7	35.708	72.4	3:03.475	
2	57.349	101.5	1:31.092	101.1	35.371	71.4	3:03.812		6	56.366	100.2	1:30.364	97.4	34.662	75.1	3:01.392	
3	56.952	96.7	1:31.341	105.5	35.668	74.7	3:03.961		7	55.800	102.0	1:27.801	110.6	33.567	79.0	2:57.168	
4	56.454	95.3	1:33.136	103.1	35.781	72.0	3:05.371		8	54.722	102.1	1:26.788	105.4	34.153	77.9	2:55.663	

73 Tom Dark (7B) — Cooper T51

lap	Sect-1	Speed	Sect-2	Speed	Sect-3	Speed	Laptime	Pit	lap	Sect-1	Speed	Sect-2	Speed	Sect-3	Speed	Laptime	Pit
1		125.7	1:13.365	141.3	27.934	93.7	2:29.867		4	46.905	120.5	1:12.743	132.4	28.374	89.0	2:28.022	
2	46.628	127.1	1:12.267	138.4	28.127	86.7	2:27.022		5	48.977	103.7	1:27.289	79.8	In		2:57.712	P
3	45.923	134.5	1:11.572	137.0	27.840	88.0	2:25.335		6								

75 Niamh Wood (5) — Cooper Bristol T20 Mk1

lap	Sect-1	Speed	Sect-2	Speed	Sect-3	Speed	Laptime	Pit	lap	Sect-1	Speed	Sect-2	Speed	Sect-3	Speed	Laptime	Pit
1		96.0	1:23.789	118.4	30.925	81.3	2:54.485		5	50.461	106.0	1:19.930	118.4	30.019	84.4	2:40.410	
2	51.701	106.4	1:21.454	117.3	31.359	79.7	2:44.514		6	49.771	104.7	1:20.111	118.4	29.873	84.5	2:39.755	
3	52.083	107.0	1:19.464	118.4	30.190	82.8	2:41.737		7	50.234	107.2	1:19.994	118.1	30.017	74.2	2:40.245	
4	50.016	107.5	1:20.269	117.9	29.931	83.6	2:40.216		8	51.300	103.2	1:24.053	119.2	30.525	80.1	2:45.878	

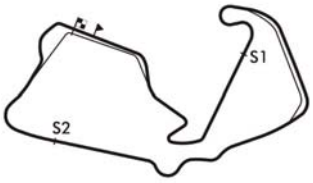

Session Start: 16:34:52 - Finish: 16:56:35
Weather/Track Conditions: Bright / Dry
Circuit: Silverstone Historic Grand Prix
Track Length: 5.857 Km - 3.6394 miles
Printed: 22-07-2018 - 17:02

MST
Results: www.mstworld.com. Live Timing: https://livetiming.getraceresults.com/mst. Email: timing@mstworld.com

Silverstone Classic - 20 - 22 Jul 2018

Adrian Flux Trophy For Pre '66 Grand Prix Cars (HGPCA)

Race 20 - Sector Analysis

77 Geraint Owen (8) — Kurtis-Offenhauser 500C

lap	Sect-1	Speed	Sect-2	Speed	Sect-3	Speed	Laptime	Pit	lap	Sect-1	Speed	Sect-2	Speed	Sect-3	Speed	Laptime	Pit
1		115.1	1:15.652	141.0	28.748	91.6	2:34.436		6	47.466	123.8	1:14.696	143.1	28.424	88.3	2:30.586	
2	46.809	123.8	1:15.001	141.0	30.163	87.7	2:31.973		7	46.732	126.1	1:14.339	142.8	28.508	90.6	2:29.579	
3	48.309	119.0	1:14.915	144.3	28.819	86.4	2:32.043		8	47.366	124.0	1:14.459	143.4	28.433	91.4	2:30.258	
4	47.053	123.8	1:15.473	141.9	28.569	92.2	2:31.095		9	47.768	125.0	1:15.127	142.5	29.230	89.7	2:32.125	
5	47.615	121.1	1:14.436	138.4	28.901	89.8	2:30.952		10								

80 Nick Taylor (10) — Lotus 18

lap	Sect-1	Speed	Sect-2	Speed	Sect-3	Speed	Laptime	Pit	lap	Sect-1	Speed	Sect-2	Speed	Sect-3	Speed	Laptime	Pit
1		109.8	1:15.781	130.1	29.021	90.9	2:37.622		6	47.357	117.9	1:14.523	128.3	27.622	89.0	2:29.502	
2	46.771	117.9	1:15.081	129.8	28.907	87.7	2:30.759		7	46.060	117.1	1:14.215	126.4	27.313	91.3	2:27.588	
3	47.514	118.4	1:15.241	129.6	28.601	89.4	2:31.356		8	47.281	118.4	1:13.326	127.3	27.712	92.2	2:28.319	
4	46.587	120.1	1:15.803	127.1	27.890	90.2	2:30.280		9	45.824	122.2	1:13.497	128.1	28.266	85.6	2:27.587	
5	45.881	119.2	1:14.195	129.6	28.968	79.1	2:29.044		10								

88 Bernardo Hartogs (10) — Lotus 18/21

lap	Sect-1	Speed	Sect-2	Speed	Sect-3	Speed	Laptime	Pit	lap	Sect-1	Speed	Sect-2	Speed	Sect-3	Speed	Laptime	Pit
1		104.9	1:20.469	122.7	30.726	81.4	2:47.189		6	48.436	111.8	1:17.191	121.4	28.781	83.6	2:34.408	
2	49.997	111.7	1:18.144	121.6	30.518	81.5	2:38.659		7	49.062	113.6	1:18.686	121.8	28.808	85.6	2:36.556	
3	50.915	108.2	1:17.253	118.1	28.860	86.3	2:37.028		8	48.400	113.2	1:16.966	118.4	28.240	89.4	2:33.606	
4	48.873	110.0	1:17.150	116.5	30.234	82.1	2:36.257		9	48.361	108.6	1:17.122	117.5	28.790	88.2	2:34.273	
5	49.252	110.4	1:16.941	118.1	28.552	86.4	2:34.745		10								

91 Chris Drake (10) — Cooper T53

lap	Sect-1	Speed	Sect-2	Speed	Sect-3	Speed	Laptime	Pit	lap	Sect-1	Speed	Sect-2	Speed	Sect-3	Speed	Laptime	Pit
1		119.2	1:12.403	133.9	27.790	92.1	2:27.458		5	44.774	120.1	1:12.829	130.8	27.742	94.1	2:25.345	
2	45.260	124.5	1:12.689	131.8	27.629	94.5	2:25.578		6	46.318	120.7	1:14.764	127.6	28.812	80.9	2:29.894	
3	44.700	119.2	1:12.342	132.1	27.547	95.3	2:24.589		7	52.417	83.6	1:29.209	130.6	29.418	77.9	2:51.044	
4	45.474	117.1	1:13.443	130.3	27.474	92.8	2:26.391		8	59.045	63.5	3:13.595	70.3	36.477	64.7	4:49.117	

99 John Evans (12) — Brabham BT4

lap	Sect-1	Speed	Sect-2	Speed	Sect-3	Speed	Laptime	Pit	lap	Sect-1	Speed	Sect-2	Speed	Sect-3	Speed	Laptime	Pit
1		109.1	1:15.107	129.1	29.690	91.1	2:37.419		6	46.384	123.4	1:12.948	132.9	29.923	90.6	2:29.255	
2	46.124	118.6	1:14.556	134.8	29.056	90.6	2:29.736		7	45.684	117.3	1:13.657	130.3	30.211	93.2	2:29.552	
3	47.649	126.4	1:13.016	141.3	28.326	95.7	2:28.991		8	45.679	123.4	1:13.844	139.2	28.395	94.7	2:27.918	
4	45.488	122.9	1:13.793	138.1	28.444	94.9	2:27.725		9	45.878	120.3	1:13.309	141.9	29.137	94.4	2:28.324	
5	45.397	117.5	1:13.331	132.4	29.920	79.0	2:28.648		10								

114 Timothy de Silva (11) — Lotus 24

lap	Sect-1	Speed	Sect-2	Speed	Sect-3	Speed	Laptime	Pit	lap	Sect-1	Speed	Sect-2	Speed	Sect-3	Speed	Laptime	Pit
1		120.5	1:12.370	129.6	27.076	93.6	2:26.547		2	46.092	118.6	1:14.965	107.7	In		2:31.791	P

116 John Ure (5) — Cooper Bristol T24/25

lap	Sect-1	Speed	Sect-2	Speed	Sect-3	Speed	Laptime	Pit	lap	Sect-1	Speed	Sect-2	Speed	Sect-3	Speed	Laptime	Pit
1		110.0	1:18.693	120.7	29.198	87.3	2:42.026		4	49.459	110.2	1:18.162	118.4	29.660	86.1	2:37.281	
2	49.037	109.3	1:18.412	120.5	30.268	87.0	2:37.717		5	49.157	109.8	1:18.249	118.1	28.969	86.7	2:36.375	
3	49.254	110.0	1:19.164	120.1	29.829	87.3	2:38.247		6	49.475	101.7	1:20.094	116.7	In		2:48.654	P

128 Eddie McGuire (8) — Scarab Offenhauser

lap	Sect-1	Speed	Sect-2	Speed	Sect-3	Speed	Laptime	Pit	lap	Sect-1	Speed	Sect-2	Speed	Sect-3	Speed	Laptime	Pit
1		117.1	1:15.796	137.2	29.006	91.8	2:35.247		6	47.011	124.0	1:13.668	134.5	28.448	90.7	2:29.127	
2	46.984	129.8	1:14.537	138.1	29.100	86.7	2:30.621		7	46.305	126.1	1:13.868	135.8	29.190	88.9	2:29.363	
3	46.215	123.1	1:13.688	136.1	29.080	90.6	2:28.983		8	46.684	121.8	1:15.547	132.6	28.438	90.6	2:30.669	
4	46.368	127.3	1:13.931	135.3	28.332	89.5	2:28.631		9	46.039	125.9	1:13.759	136.7	28.553	92.6	2:28.351	
5	46.945	122.5	1:14.228	133.9	28.885	92.4	2:30.058		10								

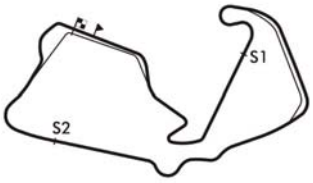

Session Start: 16:34:52 - Finish: 16:56:35
Weather/Track Conditions: Bright / Dry
Circuit: Silverstone Historic Grand Prix
Track Length: 5.857 Km - 3.6394 miles
Printed: 22-07-2018 - 17:02

MST
Results: www.mstworld.com. Live Timing: https://livetiming.getraceresults.com/mst. Email: timing@mstworld.com

Silverstone Classic - 20 - 22 Jul 2018

Adrian Flux Trophy For Pre '66 Grand Prix Cars (HGPCA)

Race 20 - Sector Analysis

248	Klaus Lehr (6)								Maserati 250F CM5								
lap	Sect-1	Speed	Sect-2	Speed	Sect-3	Speed	Laptime	Pit	lap	Sect-1	Speed	Sect-2	Speed	Sect-3	Speed	Laptime	Pit
1		117.1	1:18.206	133.4	28.895	89.8	2:40.523		6	48.442	107.4	1:16.344	131.1	30.795	85.6	2:35.581	
2	47.616	120.9	1:15.910	133.7	29.313	89.5	2:32.839		7	49.599	116.5	1:18.128	132.1	29.100	86.1	2:36.827	
3	47.781	107.4	1:16.302	130.6	29.390	87.4	2:33.473		8	48.509	110.7	1:16.265	133.2	28.921	90.3	2:33.695	
4	48.391	107.9	1:19.881	126.4	29.356	89.8	2:37.628		9	47.807	120.7	1:16.139	131.3	29.172	90.4	2:33.118	
5	48.984	110.2	1:16.055	132.4	29.702	90.3	2:34.741		10								

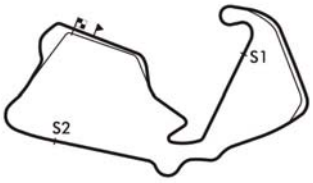

Session Start: 16:34:52 - Finish: 16:56:35
Weather/Track Conditions: Bright / Dry
Circuit: Silverstone Historic Grand Prix
Track Length: 5.857 Km - 3.6394 miles
Printed: 22-07-2018 - 17:02

MST
Results: www.mstworld.com. Live Timing: https://livetiming.getraceresults.com/mst. Email: timing@mstworld.com

Silverstone Classic - 20 - 22 Jul 2018

Adrian Flux Trophy For Pre '66 Grand Prix Cars (HGPCA)

Race 20 - Best Sector Times

	SECTOR 1			SECTOR 2			SECTOR 3		
	NO	TIME	LAP	NO	TIME	LAP	NO	TIME	LAP
1	22	44.621	7	11	1:10.723	2	22	26.848	5
2	91	44.700	3	22	1:11.340	2	51	26.965	3
3	12	44.739	3	24	1:11.559	9	114	27.076	1
4	11	44.831	3	73	1:11.572	3	80	27.313	7
5	43	45.338	5	12	1:11.739	2	43	27.331	5
6	99	45.397	5	91	1:12.342	3	25	27.362	6
7	25	45.404	9	114	1:12.370	1	91	27.474	4
8	9	45.563	4	9	1:12.636	3	9	27.613	8
9	24	45.762	9	25	1:12.837	8	12	27.703	1
10	80	45.824	9	99	1:12.948	6	24	27.707	9
11	73	45.923	3	51	1:13.003	3	38	27.839	4
12	51	45.998	5	66	1:13.171	9	73	27.840	3
13	128	46.039	9	43	1:13.211	4	11	27.953	1
14	114	46.092	2	80	1:13.326	8	88	28.240	8
15	66	46.253	3	128	1:13.668	6	66	28.294	8
16	38	46.489	4	7	1:14.034	9	32	28.302	8
17	77	46.732	7	38	1:14.073	9	99	28.326	3
18	7	47.065	9	77	1:14.339	7	128	28.332	4
19	32	47.226	3	32	1:15.014	3	77	28.424	6
20	27	47.484	6	248	1:15.910	2	36	28.590	8
21	248	47.616	2	27	1:15.976	4	7	28.844	5
22	36	48.015	6	36	1:16.799	9	248	28.895	1
23	8	48.232	5	8	1:16.830	9	116	28.969	5
24	88	48.361	9	88	1:16.941	5	27	28.976	5
25	28	48.452	6	28	1:16.945	7	37	29.035	9
26	37	48.822	8	17	1:17.315	9	33	29.040	5
27	21	48.942	2	37	1:17.646	9	19	29.094	5
28	116	49.037	2	21	1:18.052	6	17	29.107	5
29	17	49.149	7	116	1:18.162	4	21	29.206	1
30	19	49.279	7	33	1:18.947	5	8	29.329	9
31	75	49.771	6	34	1:19.062	6	75	29.873	6
32	34	49.833	7	19	1:19.216	6	34	30.156	8
33	33	49.874	4	75	1:19.464	3	23	30.656	7
34	23	50.968	4	23	1:20.945	7	28	30.670	7
35	61	52.032	7	61	1:23.300	8	29	32.013	4
36	29	53.088	8	29	1:24.525	8	61	32.015	5
37	70	54.722	8	70	1:26.788	8	70	33.567	7
38	2	55.805	7	2	1:30.066	2	2	36.244	7
39	26	1:02.484	1	26	1:42.426	1	26	39.526	1
40	10			10			20		
41	20			20			10		

IDEAL / BEST LAP COMPARISON

NO	NAME	BEST	IN	IDEAL	DIFF
22	Peter Horsman	2:23.272	7	2:22.809	+0.463
91	Chris Drake	2:24.589	3	2:24.516	+0.073
12	Rudi Friedrichs	2:24.690	2	2:24.181	+0.509
24	Charles McCabe	2:25.028	9	2:25.028	+0.000
51	Rob Hall	2:26.130	3	2:25.966	+0.164
25	Tony Wood	2:26.138	9	2:25.603	+0.535
9	Mark Daniell	2:26.284	3	2:25.812	+0.472
80	Nick Taylor	2:27.587	9	2:26.463	+1.124
99	John Evans	2:27.725	4	2:26.671	+1.054
66	Sid Hoole	2:28.055	3	2:27.718	+0.337
128	Eddie McGuire	2:28.351	9	2:28.039	+0.312
38	Tony Best	2:28.709	4	2:28.401	+0.308
77	Geraint Owen	2:29.579	7	2:29.495	+0.084
7	Paul Griffin	2:30.443	9	2:29.943	+0.500
32	Larry Kinch	2:31.674	3	2:30.542	+1.132
248	Klaus Lehr	2:32.839	2	2:32.421	+0.418
88	Bernardo Hartogs	2:33.606	8	2:33.542	+0.064
27	Harindra de Silva	2:33.646	4	2:32.436	+1.210
36	John Delane	2:33.947	6	2:33.404	+0.543
8	Tony Ditheridge	2:34.676	9	2:34.391	+0.285
17	Marc Valvekens	2:35.805	9	2:35.571	+0.234
37	Alan Baillie	2:36.168	5	2:35.503	+0.665
28	Graham Adelman	2:36.264	7	2:36.067	+0.197
21	Ian Nuthall	2:36.324	2	2:36.200	+0.124
19	Paul Grant	2:37.811	6	2:37.589	+0.222
33	Chris Phillips	2:38.421	4	2:37.861	+0.560
75	Niamh Wood	2:39.755	6	2:39.108	+0.647
34	John Bussey	2:39.839	6	2:39.051	+0.788
23	Barry Wood	2:42.589	7	2:42.569	+0.020
61	Helmut Gassmann	2:48.000	5	2:47.347	+0.653
29	Francesco Baldanza	2:50.545	8	2:49.626	+0.919
70	Jean-Georges van F	2:55.663	8	2:55.077	+0.586
2	Julia de Baldanza	3:03.847	5	3:02.115	+1.732
11	Jon Fairley	2:25.236	2	2:23.507	+1.729
73	Tom Dark	2:25.335	3	2:25.335	+0.000
43	Charles Gillett	2:26.385	4	2:25.880	+0.505
114	Timothy de Silva	2:26.547	1	2:25.538	+1.009
116	John Ure	2:36.375	5	2:36.168	+0.207
26	Luc Brandts	3:28.343	2	3:24.436	+3.907
10	William Nuthall				+
20	David Wenman				+

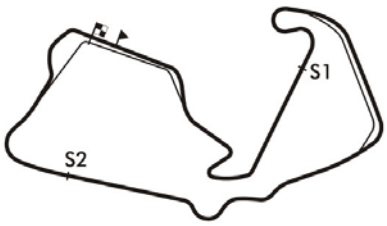

Session Start: 16:34:52 - Finish: 16:56:35
Weather/Track Conditions: Bright / Dry
Circuit: Silverstone Historic Grand Prix
Track Length: 5.857 Km - 3.6394 miles

Printed: 22-07-2018 - 17:02

Silverstone Classic - 20 - 22 Jul 2018

Adrian Flux Trophy For Pre '66 Grand Prix Cars (HGPCA)

Race 20 - Best Sector Speeds

	NO	SECTOR 1	MPH	NO	SECTOR 2	MPH	NO	SECTOR 3	MPH
1	73	Tom Dark	134.5	24	Charles McCabe	144.3	22	Peter Horsman	97.8
2	11	Jon Fairley	132.9	77	Geraint Owen	144.3	12	Rudi Friedrichs	97.7
3	24	Charles McCabe	130.3	12	Rudi Friedrichs	143.7	99	John Evans	95.7
4	128	Eddie McGuire	129.8	22	Peter Horsman	143.7	11	Jon Fairley	95.5
5	22	Peter Horsman	129.3	11	Jon Fairley	142.5	24	Charles McCabe	95.3
6	12	Rudi Friedrichs	128.6	99	John Evans	141.9	91	Chris Drake	95.3
7	25	Tony Wood	127.1	73	Tom Dark	141.3	9	Mark Daniell	94.1
8	32	Larry Kinch	127.1	128	Eddie McGuire	138.1	73	Tom Dark	93.7
9	99	John Evans	126.4	32	Larry Kinch	137.5	114	Timothy de Silva	93.6
10	77	Geraint Owen	126.1	25	Tony Wood	137.0	43	Charles Gillett	93.1
11	9	Mark Daniell	125.9	66	Sid Hoole	135.8	66	Sid Hoole	92.9
12	91	Chris Drake	124.5	9	Mark Daniell	135.3	128	Eddie McGuire	92.6
13	38	Tony Best	124.3	38	Tony Best	134.5	38	Tony Best	92.3
14	43	Charles Gillett	124.3	91	Chris Drake	133.9	25	Tony Wood	92.2
15	7	Paul Griffin	123.1	51	Rob Hall	133.7	77	Geraint Owen	92.2
16	80	Nick Taylor	122.2	248	Klaus Lehr	133.7	80	Nick Taylor	92.2
17	66	Sid Hoole	121.6	27	Harindra de Silva	132.9	51	Rob Hall	91.9
18	27	Harindra de Silva	121.4	28	Graham Adelman	132.1	7	Paul Griffin	90.4
19	248	Klaus Lehr	120.9	43	Charles Gillett	132.1	248	Klaus Lehr	90.4
20	114	Timothy de Silva	120.5	7	Paul Griffin	130.6	32	Larry Kinch	89.5
21	51	Rob Hall	119.8	80	Nick Taylor	130.1	88	Bernardo Hartogs	89.4
22	37	Alan Baillie	117.3	114	Timothy de Silva	129.6	28	Graham Adelman	88.8
23	17	Marc Valvekens	116.7	8	Tony Ditheridge	128.3	27	Harindra de Silva	88.3
24	28	Graham Adelman	116.3	17	Marc Valvekens	125.9	8	Tony Ditheridge	88.1
25	8	Tony Ditheridge	115.9	37	Alan Baillie	124.7	37	Alan Baillie	87.5
26	36	John Delane	114.5	36	John Delane	123.8	17	Marc Valvekens	87.4
27	88	Bernardo Hartogs	113.6	88	Bernardo Hartogs	122.7	21	Ian Nuthall	87.3
28	34	John Bussey	112.8	116	John Ure	120.7	116	John Ure	87.3
29	21	Ian Nuthall	111.7	21	Ian Nuthall	119.8	36	John Delane	86.3
30	61	Helmut Gassmann	111.3	34	John Bussey	119.8	19	Paul Grant	85.5
31	19	Paul Grant	110.9	33	Chris Phillips	119.2	34	John Bussey	84.7
32	116	John Ure	110.2	75	Niamh Wood	119.2	33	Chris Phillips	84.6
33	33	Chris Phillips	108.1	61	Helmut Gassmann	117.9	23	Barry Wood	84.5
34	75	Niamh Wood	107.5	19	Paul Grant	117.7	75	Niamh Wood	84.5
35	23	Barry Wood	106.5	23	Barry Wood	116.9	29	Francesco Baldanza	82.1
36	29	Francesco Baldanza	104.2	29	Francesco Baldanza	114.1	61	Helmut Gassmann	80.5
37	70	Jean-Georges van Praet	102.1	70	Jean-Georges van Praet	110.6	70	Jean-Georges van Praet	79.0
38	2	Julia de Baldanza	94.8	2	Julia de Baldanza	102.6	2	Julia de Baldanza	74.9
39	26	Luc Brandts	82.2	26	Luc Brandts	74.2	26	Luc Brandts	64.4
40	10	William Nuthall	0.0	10	William Nuthall	0.0	20	David Wenman	63.9

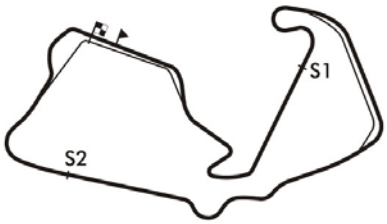

Session Start: 16:34:52 - Finish: 16:56:35
Weather/Track Conditions: Bright / Dry
Circuit: Silverstone Historic Grand Prix
Track Length: 5.857 Km - 3.6394 miles
Printed: 22-07-2018 - 17:02

Silverstone Classic - 20 - 22 Jul 2018

Adrian Flux Trophy For Pre '66 Grand Prix Cars (HGPCA)

Race 20 - Best Sector Speeds

41	20	David Wenman	0.0	20	David Wenman	0.0	10	William Nuthall	0.0

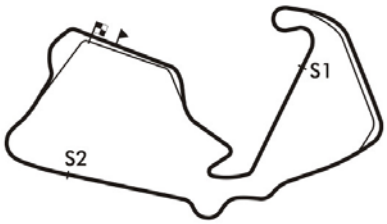

Session Start: 16:34:52 - Finish: 16:56:35
Weather/Track Conditions: Bright / Dry
Circuit: Silverstone Historic Grand Prix
Track Length: 5.857 Km - 3.6394 miles
Printed: 22-07-2018 - 17:02

Silverstone Classic - 20 - 22 Jul 2018

Adrian Flux Trophy For Pre '66 Grand Prix Cars (HGPCA)

Race 20 - Lap Chart

Lap 1			Lap 2			Lap 3			Lap 4			Lap 5			Lap 6		
NO	Behind	Laptime	NO	Behind	Laptime	NO	Behind	Laptime	NO	Behind	Laptime	NO	Behind	Laptime	NO	Behind	Laptime
22		2:25.208	22		2:23.319	22		2:23.597	22		2:23.652	22		2:24.055	22		2:25.026
12	1.188	2:26.396	12	2.559	2:24.690	12	4.634	2:25.672	91	8.240	2:26.391	91	9.530	2:25.345	61	1 LAP	2:48.000
114	1.339	2:26.547	91	4.509	2:25.578	91	5.501	2:24.589	73	14.470	2:28.022	9	18.854	2:28.041	29	1 LAP	2:51.911
91	2.250	2:27.458	73	8.362	2:27.022	73	10.100	2:25.335	9	14.868	2:26.588	43	20.542	2:26.393	91	14.398	2:29.894
73	4.659	2:29.867	9	9.245	2:27.084	9	11.932	2:26.284	51	17.241	2:28.206	51	20.822	2:27.636	9	20.276	2:26.448
25	5.042	2:30.250	114	9.811	2:31.791	51	12.687	2:26.130	43	18.204	2:26.385	25	25.268	2:28.831	43	22.885	2:27.369
9	5.480	2:30.688	25	10.035	2:28.312	25	14.791	2:28.353	25	20.492	2:29.353	66	31.127	2:29.596	51	25.016	2:29.220
51	5.779	2:30.987	51	10.154	2:27.694	43	15.471	2:28.400	66	25.586	2:29.150	99	32.688	2:28.648	25	27.149	2:26.907
43	6.263	2:31.471	43	10.668	2:27.724	66	20.088	2:28.055	128	27.706	2:28.631	70	1 LAP	3:05.371	66	34.886	2:28.785
77	9.228	2:34.436	66	15.630	2:29.394	128	22.727	2:28.983	99	28.095	2:27.725	128	33.709	2:30.058	99	36.917	2:29.255
66	9.555	2:34.763	128	17.341	2:30.621	99	24.022	2:28.991	38	30.385	2:28.709	24	38.986	2:29.923	128	37.810	2:29.127
128	10.039	2:35.247	77	17.882	2:31.973	38	25.328	2:30.824	24	33.118	2:28.886	2	1 LAP	3:07.442	24	43.493	2:29.533
38	10.333	2:35.541	38	18.101	2:31.087	77	26.328	2:32.043	77	33.771	2:31.095	80	39.230	2:29.044	80	43.706	2:29.502
24	11.957	2:37.165	99	18.628	2:29.736	80	27.613	2:31.356	80	34.241	2:30.280	38	39.756	2:33.426	38	44.648	2:29.918
99	12.211	2:37.419	11	18.912	2:25.236	24	27.884	2:31.303	32	47.623	2:35.646	77	40.668	2:30.952	77	46.228	2:30.586
80	12.414	2:37.622	80	19.854	2:30.759	11	30.126	2:34.811	248	48.687	2:37.628	73	48.127	2:57.712	32	1:09.648	2:36.938
248	15.315	2:40.523	24	20.178	2:31.540	248	34.711	2:33.473	7	55.524	2:33.637	32	57.736	2:34.168	248	1:09.928	2:35.581
37	16.006	2:41.214	248	24.835	2:32.839	32	35.629	2:31.674	37	57.660	2:37.401	248	59.373	2:34.741	7	1:11.193	2:32.044
116	16.818	2:42.026	32	27.552	2:32.882	37	43.911	2:38.091	8	59.222	2:37.547	7	1:04.175	2:32.706	70	1 LAP	3:03.475
11	16.995	2:42.203	37	29.417	2:36.730	8	45.327	2:37.841	116	59.495	2:37.281	37	1:09.773	2:36.168	2	1 LAP	3:03.847
32	17.989	2:43.197	8	31.083	2:35.820	7	45.539	2:35.712	21	1:01.079	2:38.369	8	1:11.391	2:36.224	37	1:21.726	2:36.979
8	18.582	2:43.790	116	31.216	2:37.717	116	45.866	2:38.247	27	1:02.910	2:33.646	116	1:11.815	2:36.375	8	1:22.586	2:36.221
21	19.303	2:44.511	21	32.308	2:36.324	21	46.362	2:37.651	88	1:03.357	2:36.257	27	1:13.664	2:34.809	88	1:23.429	2:34.408
28	21.519	2:46.727	7	33.424	2:34.498	88	50.752	2:37.028	36	1:09.315	2:37.554	88	1:14.047	2:34.745	27	1:23.441	2:34.803
88	21.981	2:47.189	88	37.321	2:38.659	27	52.916	2:37.209	28	1:09.534	2:38.882	21	1:15.131	2:38.107	21	1:27.436	2:37.331
7	22.245	2:47.453	28	37.461	2:39.261	28	54.304	2:40.440	17	1:10.032	2:38.763	36	1:21.091	2:35.831	36	1:30.012	2:33.947
17	22.670	2:47.878	17	38.729	2:39.378	17	54.921	2:39.789	33	1:11.243	2:38.421	17	1:23.010	2:37.033	116	1:35.443	2:48.654
33	22.879	2:48.087	27	39.304	2:36.260	36	55.413	2:36.286	19	1:14.064	2:39.149	28	1:25.077	2:39.598	17	1:36.064	2:38.080
19	24.087	2:49.295	33	39.684	2:40.124	33	56.474	2:40.387	26	1 LAP	3:46.776	33	1:25.653	2:38.465	28	1:36.355	2:36.304
27	26.363	2:51.571	19	41.996	2:41.228	19	58.567	2:40.168	75	1:25.176	2:40.216	19	1:28.286	2:38.277	33	1:39.515	2:38.888
36	26.923	2:52.131	36	42.724	2:39.120	34	1:06.998	2:42.199	34	1:26.091	2:42.745	75	1:41.531	2:40.410	19	1:41.071	2:37.811
23	28.785	2:53.993	34	48.396	2:42.035	75	1:08.612	2:41.737	23	1:31.827	2:43.257	34	1:42.262	2:40.226	75	1:56.260	2:39.755
75	29.277	2:54.485	23	50.104	2:44.638	23	1:12.222	2:45.715	61	2:07.156	2:51.199	23	1:52.031	2:44.259	34	1:57.075	2:39.839
34	29.680	2:54.888	75	50.472	2:44.514	61	1:39.609	2:53.531	29	2:08.382	2:51.329	12	1 LAP	7:04.482	23	2:10.608	2:43.603
61	36.936	3:02.144	61	1:09.675	2:56.058	29	1:40.705	2:54.149									
29	38.862	3:04.070	29	1:10.153	2:54.610	70	2:15.182	3:03.961									
70	54.325	3:19.533	70	1:34.818	3:03.812	2	2:19.365	3:05.115									
2	55.886	3:21.094	2	1:37.847	3:05.280												
26	1:09.847	3:35.055	26	2:14.871	3:28.343												

Session Start: 16:34:52 - Finish: 16:56:35
Weather/Track Conditions: Bright / Dry
Circuit: Silverstone Historic Grand Prix
Track Length: 5.857 Km - 3.6394 miles
Printed: 22-07-2018 - 17:03

MST
Results: www.mstworld.com. Live Timing: https://livetiming.getraceresults.com/mst. Email: timing@mstworld.com

Silverstone Classic - 20 - 22 Jul 2018

Adrian Flux Trophy For Pre '66 Grand Prix Cars (HGPCA)

Race 20 - Lap Chart

Lap 7			Lap 8			Lap 9		
NO	Behind	Laptime	NO	Behind	Laptime	NO	Behind	Laptime
22		2:23.272	22		2:25.515	22		2:28.616
12	2 LAPS	2:29.623	23	1 LAP	2:42.589	75	1 LAP	2:45.878
9	25.796	2:28.792	12	2 LAPS	2:29.595	34	1 LAP	2:43.985
43	26.618	2:27.005	9	27.811	2:27.530	12	2 LAPS	2:30.290
25	31.297	2:27.420	25	32.203	2:26.421	28	1 LAP	3:19.758
61	1 LAP	2:49.175	66	44.441	2:29.327	2	2 LAPS	3:04.759
51	35.648	2:33.904	99	45.600	2:27.918	23	1 LAP	2:44.536
66	40.629	2:29.015	128	49.055	2:30.669	9	26.369	2:27.174
91	42.170	2:51.044	24	49.942	2:28.101	25	29.725	2:26.138
99	43.197	2:29.552	80	50.826	2:28.319	91	1 LAP	4:49.117
128	43.901	2:29.363	51	52.271	2:42.138	66	44.414	2:28.589
29	1 LAP	2:56.833	61	1 LAP	2:48.990	99	45.308	2:28.324
24	47.356	2:27.135	38	55.644	2:30.513	24	46.354	2:25.028
80	48.022	2:27.588	77	57.278	2:30.258	128	48.790	2:28.351
38	50.646	2:29.270	29	1 LAP	2:53.030	80	49.797	2:27.587
77	52.535	2:29.579	7	1:28.943	2:33.008	38	55.840	2:28.812
7	1:21.450	2:33.529	32	1:29.494	2:32.586	77	1:00.787	2:32.125
32	1:22.423	2:36.047	248	1:31.663	2:33.695	51	1:01.197	2:37.542
248	1:23.483	2:36.827	88	1:44.804	2:33.606	61	1 LAP	2:49.615
37	1:35.814	2:37.360	8	1:47.094	2:35.474	7	1:30.770	2:30.443
88	1:36.713	2:36.556	27	1:47.455	2:35.169	32	1:32.753	2:31.875
8	1:37.135	2:37.821	37	1:47.743	2:37.444	29	1 LAP	2:50.545
27	1:37.801	2:37.632	36	1:51.345	2:34.169	248	1:36.165	2:33.118
36	1:42.691	2:35.951	21	1:56.695	2:38.320	88	1:50.461	2:34.273
21	1:43.890	2:39.726	17	2:02.900	2:38.373	8	1:53.154	2:34.676
28	1:49.347	2:36.264	19	2:11.037	2:40.556	27	1:53.518	2:34.679
70	1 LAP	3:01.392	33	2:11.307	2:41.192	37	1:55.477	2:36.350
17	1:50.042	2:37.250	70	1 LAP	2:57.168	36	1:57.078	2:34.349
33	1:55.630	2:39.387				21	2:08.071	2:39.992
19	1:55.996	2:38.197				17	2:10.089	2:35.805
2	1 LAP	3:10.392				19	2:21.303	2:38.882
75	2:13.233	2:40.245				33	2:21.626	2:38.935
34	2:16.087	2:42.284				70	1 LAP	2:55.663

Session Start: 16:34:52 - Finish: 16:56:35
Weather/Track Conditions: Bright / Dry
Circuit: Silverstone Historic Grand Prix
Track Length: 5.857 Km - 3.6394 miles
Printed: 22-07-2018 - 17:03

MST
Results: www.mstworld.com. Live Timing: https://livetiming.getraceresults.com/mst. Email: timing@mstworld.com

Results Booklet

SilverstoneClassic

20/21/22 JULY 2018

Timing & Results by MST SYSTEMS Ltd.
www.mstworld.com

© MST SYSTEMS Ltd 2018
The Haysfield, Spring Lane North, Malvern WR14 1GF
t: +44 (0) 1684 560614 e: timing@mstworld.com

HSCC

SilverstoneClassic
20/21/22 JULY 2018

Silverstone Grand Prix Circuit

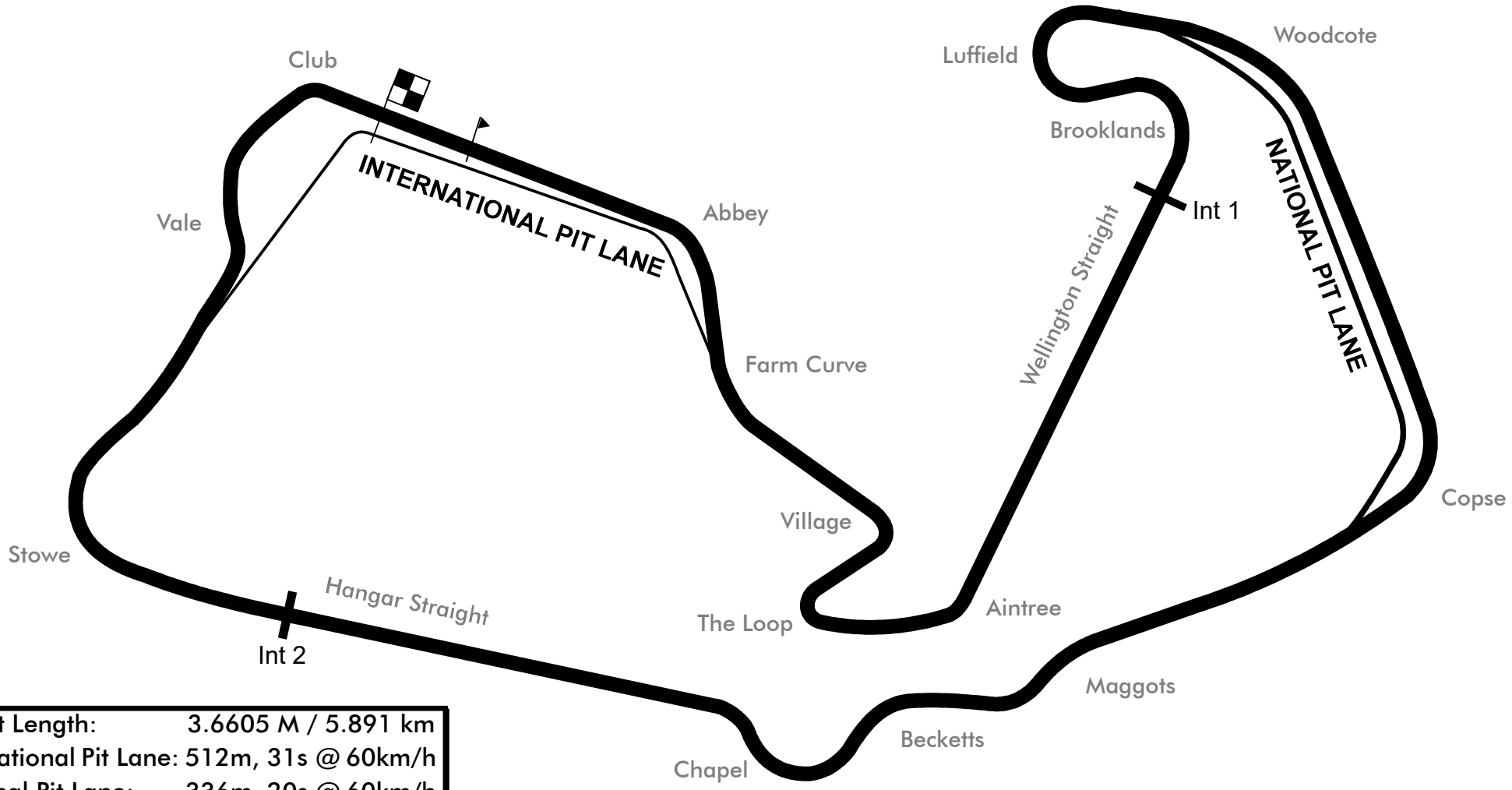

Circuit Length:	3.6605 M / 5.891 km
International Pit Lane:	512m, 31s @ 60km/h
National Pit Lane:	336m, 20s @ 60km/h
Intermediate 1:	1.757 km
Intermediate 2:	4.760 km
Start line offset:	132.3 m

MST

Silverstone Classic - 20 - 22 Jul 2018

JET Super Touring Car Trophy

Qualifying for Race 8 - Classification

Sheet No:

POS	NO	DRIVER/S	CLASS	CLASS POS	CAR MAKE / MODEL	TIME	ON	LAPS	GAP	DIFF	MPH
1	4	Rickard Rydell	ST1	1	Volvo S40	2:17.529	7	8			95.82
2	3	James Dodd	ST1	2	Honda Accord	2:17.572	5	6	0.043	0.043	95.79
3	50	Abigail Eaton	GA6	1	Holden Commodore	2:20.320	6	8	2.791	2.748	93.91
4	1	John Pearson	ST1	3	Audi A4	2:20.591	6	7	3.062	0.271	93.73
5	98	John Cleland	ST1	4	Vauxhall Vectra	2:20.758	7	8	3.229	0.167	93.62
6	28	Jason Hughes	ST1	5	Vauxhall Vectra	2:20.855	6	7	3.326	0.097	93.56
7	37	Simon Garrad	ST1	6	Williams Renault Laguna	2:21.372	4	7	3.843	0.517	93.21
8	97	Neil Smith	ST1	7	Alfa Romeo 156	2:21.772	5	7	4.243	0.400	92.95
9	144	Paul Pochciol	GA4	1	Jaguar XJ12C	2:22.203	2	6	4.674	0.431	92.67
10	44	Guy Minshaw	ST2	1	Audi A4	2:23.854	3	7	6.325	1.651	91.61
11	17	Mark Smith	GA2	1	BMW E30 M3	2:25.589	7	7	8.060	1.735	90.51
12	27	Allan Walter Scott	ST2	2	Mazda 323F	2:25.970	4	7	8.441	0.381	90.28
13	61	Tom Houlbrook	GA2	2	BMW E30 M3	2:27.939	7	7	10.410	1.969	89.08
14	14	Jan Van Elderen	GA1	1	Ford Sierra RS500	2:29.246	7	7	11.717	1.307	88.30
15	114	Andrew Hack	ST2	3	Peugeot 405	2:29.669	3	4	12.140	0.423	88.05
16	67	Tony Absolom	ST2	4	Vauxhall Cavalier	2:29.772	7	7	12.243	0.103	87.99
17	25	Bruce Miles	ST1	8	BMW 320	2:31.148	2	6	13.619	1.376	87.18
18	7	Frisco	ST4	1	Nissan Primera	2:31.361	4	7	13.832	0.213	87.06
19	23	Dan Wheeler	ST1	9	Nissan Primera	2:31.782	3	3	14.253	0.421	86.82
20	30	Gary Pearson	ST4	2	Alfa Romeo 156SP	2:32.812	2	3	15.283	1.030	86.24
21	36	Keith Butcher	ST2	5	Audi A4	2:33.387	6	7	15.858	0.575	85.91
22	11	Steffan Irmler	ST2	6	Opel Astra ST	2:36.721	5	6	19.192	3.334	84.08
23	117	Duncan McKay	GP1	1	Ford Capri	2:37.720	3	6	20.191	0.999	83.55
24	128	Scott O'Donnell	GP1	2	Ford Capri	2:40.036	5	7	22.507	2.316	82.34
25	41	George Pochciol	GP1	3	Ford Capri	2:43.316	6	6	25.787	3.280	80.69
26	8	Bernard Hogarth-Marcus Hogarth	ST4	3	Honda Integra Type R			1			0.00

Car timed as 23 (from period side number) requires a working transponder - Regulation Q.12.2.1 refers.
A 30 second penalty will be applied if not working in the race.

Session Start: 16:42:58 - Finish: 17:01:04
Weather/Track Conditions: Overcast / Dry
Circuit: Silverstone Grand Prix Wing
Track Length: 5.891 Km - 3.6605 miles

These results are provisional until the conclusion of any judicial and technical matters.

Clerk of the Course:	Timekeeper:	Issued at:
Julian Floyd	Nick Palmer	

Printed: 20-07-2018 - 17:05

Silverstone Classic - 20 - 22 Jul 2018

JET Super Touring Car Trophy

Qualifying for Race 8 - Sector Analysis

1 John Pearson (ST1) — Audi A4

lap	Sect-1	Speed	Sect-2	Speed	Sect-3	Speed	Laptime	Pit
1	Out	122.0	1:13.184	127.6	30.922	96.9	2:26.884	
2	43.764	125.0	1:11.372	130.3	30.496	94.3	2:25.632	
3	45.010	125.4	1:10.783	129.8	31.089	99.2	2:26.882	
4	43.594	132.6	1:11.660	132.6	In		2:25.091	P
5	Out	125.2	1:10.855	112.2	30.984	100.5	3:45.486	P
6	42.787	141.9	1:08.899	131.8	28.905	100.5	2:20.591	
7	46.570	110.7	1:14.090	125.4	In		2:30.724	P
8								

3 James Dodd (ST1) — Honda Accord

lap	Sect-1	Speed	Sect-2	Speed	Sect-3	Speed	Laptime	Pit
1	Out	108.2	1:10.102	137.0	30.765	96.5	2:20.649	
2	45.845	115.5	1:09.360	136.1	29.660	102.0	2:24.865	
3	42.530	130.1	1:09.623	136.1	29.047	102.2	2:21.200	
4	41.973	130.6	1:07.848	137.2	28.743	101.1	2:18.564	
5	41.646	130.6	1:07.211	138.1	28.715	98.6	2:17.572	
6	43.967	124.0	1:10.308	108.1	In		2:25.544	P

4 Rickard Rydell (ST1) — Volvo S40

lap	Sect-1	Speed	Sect-2	Speed	Sect-3	Speed	Laptime	Pit
1	Out	114.3	1:12.587	134.5	29.699	102.5	2:24.522	
2	45.023	113.7	1:08.360	135.3	33.709	101.7	2:27.092	
3	41.807	129.1	1:07.080	138.1	30.322	97.4	2:19.209	
4	42.365	128.1	1:08.876	134.5	29.038	102.6	2:20.279	
5	41.817	127.8	1:07.371	135.6	28.733	101.1	2:17.921	
6	45.346	126.9	1:09.661	134.2	29.341	103.0	2:24.348	
7	41.743	127.3	1:06.726	136.7	29.060	101.9	2:17.529	
8	44.606	118.6	1:10.979	134.8	29.614	102.0	2:25.199	

7 Frisco (ST4) — Nissan Primera

lap	Sect-1	Speed	Sect-2	Speed	Sect-3	Speed	Laptime	Pit
1	Out	107.4	1:18.664	123.1	34.110	90.5	2:37.809	
2	48.674	117.5	1:15.193	129.8	32.713	90.8	2:36.580	
3	48.707	120.3	1:14.921	128.8	31.636	93.4	2:35.264	
4	46.267	121.8	1:13.662	129.8	31.432	94.2	2:31.361	
5	46.887	116.5	1:13.660	131.6	31.381	95.4	2:31.928	
6	45.106	123.4	1:25.060	119.8	31.830	93.9	2:41.996	
7	45.056	124.3	1:48.615	116.3	34.763	84.8	3:08.434	
8								

8 Hogarth/Hogarth (ST4) — Honda Integra Type R

lap	Sect-1	Speed	Sect-2	Speed	Sect-3	Speed	Laptime	Pit
1	Out	110.6	1:15.279	123.4	31.259	93.9	2:32.194	
2								

11 Steffan Irmler (ST2) — Opel Astra ST

lap	Sect-1	Speed	Sect-2	Speed	Sect-3	Speed	Laptime	Pit
1	Out	107.7	1:33.361	119.4	36.149	82.9	2:59.738	
2	49.159	108.6	1:18.536	123.6	32.998	89.0	2:40.693	
3	47.909	110.7	1:16.420	124.5	33.093	90.1	2:37.422	
4	47.584	111.8	1:17.209	124.3	32.068	88.7	2:36.861	
5	47.234	114.7	1:15.907	123.4	33.580	86.6	2:36.721	
6	48.104	119.2	1:21.025	120.1	In		2:50.223	P

14 Jan Van Elderen (GA1) — Ford Sierra RS500

lap	Sect-1	Speed	Sect-2	Speed	Sect-3	Speed	Laptime	Pit
1	Out	99.6	1:17.239	125.9	32.594	93.9	2:35.797	
2	46.004	112.2	1:13.013	129.3	34.030	96.9	2:33.047	
3	46.322	110.4	1:13.752	135.0	32.510	90.5	2:32.584	
4	47.747	111.1	1:13.153	133.7	33.068	96.3	2:33.968	
5	45.682	123.6	1:13.183	137.0	32.412	95.4	2:31.277	
6	45.933	116.1	1:12.559	136.7	31.794	96.6	2:30.286	
7	45.524	124.0	1:12.145	138.4	31.577	96.2	2:29.246	
8								

17 Mark Smith (GA2) — BMW E30 M3

lap	Sect-1	Speed	Sect-2	Speed	Sect-3	Speed	Laptime	Pit
1	Out	113.4	1:19.006	129.1	31.801	94.5	2:36.688	
2	45.205	122.0	1:12.217	132.6	30.041	97.0	2:27.463	
3	44.173	122.9	1:11.669	131.6	30.816	94.7	2:26.658	
4	43.804	123.6	1:12.329	130.6	30.584	93.5	2:26.717	
5	44.449	121.8	1:11.437	131.6	31.480	93.1	2:27.366	
6	46.129	121.1	1:10.797	131.8	30.180	95.6	2:27.106	
7	44.201	121.1	1:10.930	129.3	30.458	93.9	2:25.589	
8								

23 Dan Wheeler (ST1) — Nissan Primera

lap	Sect-1	Speed	Sect-2	Speed	Sect-3	Speed	Laptime	Pit
1							2:34.726	
2			In		In		5:15.450	P
3							2:31.782	
4								

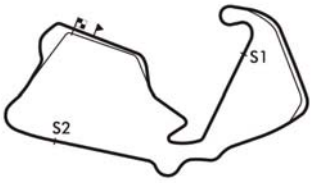

Session Start: 16:42:58 - Finish: 17:01:04
Weather/Track Conditions: Overcast / Dry
Circuit: Silverstone Grand Prix Wing
Track Length: 5.891 Km - 3.6605 miles
Printed: 20-07-2018 - 17:09

MST
Results: www.mstworld.com. Live Timing: https://livetiming.getraceresults.com/mst. Email: timing@mstworld.com

Silverstone Classic - 20 - 22 Jul 2018

JET Super Touring Car Trophy

Qualifying for Race 8 - Sector Analysis

25 Bruce Miles (ST1) — BMW 320

lap	Sect-1	Speed	Sect-2	Speed	Sect-3	Speed	Laptime	Pit
1	Out	116.3	1:16.048	128.6	32.477	90.8	2:31.827	
2	45.663	123.1	1:13.540	130.1	31.945	93.5	2:31.148	
3	46.538	120.5	1:15.264	130.8	32.141	86.6	2:33.943	
4	46.065	120.5	1:15.428	129.8	33.473	82.8	2:34.966	
5	47.277	121.1	1:34.358	67.4	34.879	88.2	2:56.514	
6	46.762	123.8	4:03.783	126.1	32.898	89.4	5:23.443	

27 Allan Walter Scott (ST2) — Mazda 323F

lap	Sect-1	Speed	Sect-2	Speed	Sect-3	Speed	Laptime	Pit
1	Out	115.9	1:13.375	126.9	31.616	88.1	2:27.718	
2	45.322	121.4	1:11.324	130.3	30.258	95.6	2:26.904	
3	44.681	120.7	1:11.083	129.3	30.526	95.4	2:26.290	
4	44.266	120.1	1:11.249	128.6	30.455	95.0	2:25.970	
5	45.244	115.9	1:12.444	128.3	In		2:34.247	P
6	Out	119.0	1:14.021	129.8	31.734	92.6	3:45.888	P
7	45.731	119.6	1:15.676	128.3	31.709	92.3	2:33.116	
8								

28 Jason Hughes (ST1) — Vauxhall Vectra

lap	Sect-1	Speed	Sect-2	Speed	Sect-3	Speed	Laptime	Pit
1	Out	123.4	1:12.946	132.9	30.584	98.3	2:23.943	
2	43.559	126.4	1:09.073	134.2	29.863	94.0	2:22.495	
3	43.143	128.3	1:12.090	134.8	29.649	101.4	2:24.882	
4	42.959	127.8	1:09.790	136.1	29.573	101.7	2:22.322	
5	43.272	127.6	1:09.751	135.0	29.743	98.9	2:22.766	
6	42.731	128.6	1:08.897	135.0	29.227	99.9	2:20.855	
7	48.459	94.5	1:15.138	109.5	In		2:37.479	P
8								

30 Gary Pearson (ST4) — Alfa Romeo 156SP

lap	Sect-1	Speed	Sect-2	Speed	Sect-3	Speed	Laptime	Pit
1	Out	97.5	1:18.927	120.1	32.416	86.5	2:38.072	
2	46.292	114.9	1:15.488	122.5	31.032	91.3	2:32.812	
3	45.722	112.6	1:26.482	111.5	In		2:46.715	P
4								

36 Keith Butcher (ST2) — Audi A4

lap	Sect-1	Speed	Sect-2	Speed	Sect-3	Speed	Laptime	Pit
1	Out	110.4	1:19.362	121.1	33.725	88.1	2:39.551	
2	48.535	112.6	1:16.493	113.0	In		2:44.964	P
3	Out	116.3	1:15.618	124.0	32.490	89.4	3:30.448	P
4	47.049	115.5	1:17.445	124.3	32.886	85.3	2:37.380	
5	47.258	115.7	1:15.528	125.7	32.474	91.0	2:35.260	
6	46.550	119.4	1:15.063	125.9	31.774	88.6	2:33.387	
7	47.152	116.1	1:18.875	112.4	35.048	88.8	2:41.075	
8								

37 Simon Garrad (ST1) — Williams Renault Laguna

lap	Sect-1	Speed	Sect-2	Speed	Sect-3	Speed	Laptime	Pit
1	Out	102.0	1:15.260	134.2	33.081	92.6	2:31.922	
2	44.482	126.1	1:09.988	136.4	29.688	100.3	2:24.158	
3	43.120	129.6	1:09.752	136.7	29.781	99.9	2:22.653	
4	42.725	127.8	1:08.873	135.0	29.774	99.6	2:21.372	
5	42.863	129.1	1:09.049	135.3	30.049	100.0	2:21.961	
6	43.005	128.8	1:09.630	135.6	30.061	99.9	2:22.696	
7	44.834	112.8	1:14.525	126.6	32.442	94.0	2:31.801	
8								

41 George Pochciol (GP1) — Ford Capri

lap	Sect-1	Speed	Sect-2	Speed	Sect-3	Speed	Laptime	Pit
1	Out	96.4	1:23.554	120.7	35.051	78.3	2:45.127	
2	50.595	111.7	1:21.130	122.7	34.675	84.1	2:46.400	
3	50.709	112.6	1:20.374	121.4	34.093	85.0	2:45.176	
4	49.575	113.9	1:19.578	123.1	35.520	82.3	2:44.673	
5	49.181	114.3	1:19.518	122.7	34.689	85.0	2:43.388	
6	49.825	112.2	1:19.395	121.8	34.096	82.1	2:43.316	

44 Guy Minshaw (ST2) — Audi A4

lap	Sect-1	Speed	Sect-2	Speed	Sect-3	Speed	Laptime	Pit
1	Out	118.1	1:13.491	128.3	31.379	97.9	2:27.991	
2	44.021	125.4	1:10.962	127.6	29.819	97.7	2:24.802	
3	43.760	124.3	1:10.171	128.3	29.923	97.4	2:23.854	
4	44.139	123.6	1:09.516	127.3	30.323	97.7	2:23.978	
5	44.210	122.9	1:10.590	128.1	31.847	92.2	2:26.647	
6	44.708	125.4	1:09.955	128.6	29.584	98.7	2:24.247	
7	43.986	125.9	1:10.522	128.6	30.197	97.6	2:24.705	
8								

50 Abigail Eaton (GA6) — Holden Commodore

lap	Sect-1	Speed	Sect-2	Speed	Sect-3	Speed	Laptime	Pit
1	Out	104.9	1:10.791	141.9	30.442	98.4	2:24.438	
2	43.178	132.4	1:08.571	142.8	29.801	97.7	2:21.550	
3	42.810	132.6	1:08.949	141.6	30.876	94.8	2:22.635	
4	43.544	128.6	1:08.204	142.5	29.725	99.3	2:21.473	
5	42.757	133.7	1:09.150	139.2	29.932	97.7	2:21.839	
6	42.600	133.7	1:08.123	143.1	29.597	100.0	2:20.320	
7	42.437	132.6	1:15.161	132.4	29.695	100.9	2:27.293	
8	43.214	133.2	1:07.729	142.8	30.144	98.7	2:21.087	

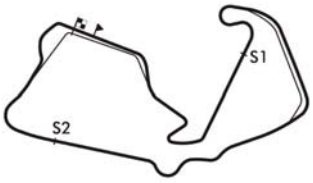

Session Start: 16:42:58 - Finish: 17:01:04
Weather/Track Conditions: Overcast / Dry
Circuit: Silverstone Grand Prix Wing
Track Length: 5.891 Km - 3.6605 miles
Printed: 20-07-2018 - 17:09

MST
Results: www.mstworld.com. Live Timing: https://livetiming.getraceresults.com/mst. Email: timing@mstworld.com

Silverstone Classic - 20 - 22 Jul 2018

JET Super Touring Car Trophy

Qualifying for Race 8 - Sector Analysis

61 Tom Houlbrook (GA2) — BMW E30 M3

lap	Sect-1	Speed	Sect-2	Speed	Sect-3	Speed	Laptime	Pit
1	Out	99.6	1:17.812	128.8	31.888	90.6	2:35.543	
2	45.434	116.3	1:13.037	130.1	31.129	94.2	2:29.600	
3	44.840	120.1	1:13.452	130.3	30.925	94.3	2:29.217	
4	45.345	122.0	1:12.338	129.6	32.955	82.7	2:30.638	
5	45.711	121.6	1:12.533	130.1	30.682	95.8	2:28.926	
6	44.604	122.0	1:12.573	130.6	30.903	96.5	2:28.080	
7	44.639	121.8	1:11.971	131.3	31.329	94.7	2:27.939	
8								

67 Tony Absolom (ST2) — Vauxhall Cavalier

lap	Sect-1	Speed	Sect-2	Speed	Sect-3	Speed	Laptime	Pit
1	Out	94.3	1:18.777	127.6	33.171	90.1	2:37.121	
2	46.588	115.3	1:14.392	128.1	32.586	92.6	2:33.566	
3	46.207	116.9	1:14.986	126.9	31.883	92.2	2:33.076	
4	45.602	115.1	1:13.730	126.9	31.320	92.0	2:30.652	
5	45.129	113.4	1:13.653	126.9	32.758	87.3	2:31.540	
6	46.010	118.8	1:12.747	127.8	31.258	93.1	2:30.015	
7	44.877	116.3	1:13.382	128.3	31.513	92.2	2:29.772	
8								

97 Neil Smith (ST1) — Alfa Romeo 156

lap	Sect-1	Speed	Sect-2	Speed	Sect-3	Speed	Laptime	Pit
1	Out	107.5	1:15.049	132.6	31.477	96.7	2:28.726	
2	44.437	124.5	1:09.473	132.6	29.887	98.4	2:23.797	
3	43.082	124.3	1:09.970	131.6	29.512	98.9	2:22.564	
4	44.165	123.6	1:09.534	132.9	29.487	99.0	2:23.186	
5	43.333	124.7	1:08.882	133.4	29.557	99.2	2:21.772	
6	43.520	125.7	1:09.558	132.9	29.609	98.3	2:22.687	
7	43.740	115.1	1:13.334	117.1	32.229	98.3	2:29.303	
8								

98 John Cleland (ST1) — Vauxhall Vectra

lap	Sect-1	Speed	Sect-2	Speed	Sect-3	Speed	Laptime	Pit
1	Out	116.9	1:11.701	132.9	29.968	96.3	2:24.333	
2	43.070	126.1	1:08.873	133.4	29.794	100.3	2:21.737	
3	43.011	125.7	1:09.509	133.7	30.397	99.9	2:22.917	
4	56.392	68.4	1:23.698	127.8	30.427	93.4	2:50.517	
5	43.555	126.6	1:08.747	133.9	29.547	101.1	2:21.849	
6	42.719	127.1	1:08.609	132.9	30.038	94.0	2:21.366	
7	43.199	125.0	1:08.237	133.9	29.322	100.6	2:20.758	
8	54.579	67.9	1:30.168	88.1	In		3:10.703	P

114 Andrew Hack (ST2) — Peugeot 405

lap	Sect-1	Speed	Sect-2	Speed	Sect-3	Speed	Laptime	Pit
1	Out	107.4	1:16.854	120.5	32.245	91.7	2:35.644	
2	46.441	110.7	1:13.709	121.8	31.284	92.6	2:31.434	
3	45.913	112.2	1:13.153	119.4	30.603	91.2	2:29.669	
4	46.643	110.9	1:18.703	104.7	In		2:43.977	P

117 Duncan McKay (GP1) — Ford Capri

lap	Sect-1	Speed	Sect-2	Speed	Sect-3	Speed	Laptime	Pit
1	Out	90.9	1:20.260	126.1	34.074	61.7	2:41.003	
2	50.303	111.3	1:18.540	124.5	32.528	87.8	2:41.371	
3	48.208	114.3	1:16.675	125.7	32.837	89.0	2:37.720	
4	48.493	104.9	1:16.554	125.7	33.491	69.9	2:38.538	
5	51.724	110.6	1:16.189	126.4	32.311	87.9	2:40.224	
6	50.253	104.4	1:18.514	122.7	In		2:47.561	P

128 Scott O'Donnell (GP1) — Ford Capri

lap	Sect-1	Speed	Sect-2	Speed	Sect-3	Speed	Laptime	Pit
1	Out	107.2	1:23.056	116.7	35.960	81.8	2:48.079	
2	48.920	104.9	1:19.212	123.6	33.863	83.4	2:41.995	
3	48.569	108.8	1:18.655	123.1	33.931	87.2	2:41.155	
4	48.462	115.5	1:26.799	93.3	37.128	84.0	2:52.389	
5	48.587	116.1	1:18.110	122.9	33.339	86.3	2:40.036	
6	48.611	110.7	1:17.944	123.1	34.043	85.8	2:40.598	
7	1:01.747	67.9	1:35.865	115.7	33.889	84.2	3:11.501	
8								

144 Paul Pochciol (GA4) — Jaguar XJ12C

lap	Sect-1	Speed	Sect-2	Speed	Sect-3	Speed	Laptime	Pit
1	Out	114.7	1:12.051	142.5	32.288	94.3	2:26.180	
2	43.584	119.6	1:08.728	149.1	29.891	98.1	2:22.203	
3	43.572	129.1	1:09.480	148.1	In		2:25.544	P
4	Out	108.2	1:18.013	129.3	34.157	80.0	4:08.947	P
5	48.380	110.4	1:14.365	134.5	31.834	91.3	2:34.579	
6	45.334	121.4	1:13.587	143.1	31.648	87.8	2:30.569	

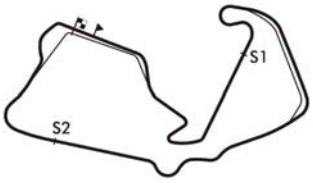

Session Start: 16:42:58 - Finish: 17:01:04
Weather/Track Conditions: Overcast / Dry
Circuit: Silverstone Grand Prix Wing
Track Length: 5.891 Km - 3.6605 miles
Printed: 20-07-2018 - 17:09

MST
Results: www.mstworld.com. Live Timing: https://livetiming.getraceresults.com/mst. Email: timing@mstworld.com

Silverstone Classic - 20 - 22 Jul 2018

JET Super Touring Car Trophy

Qualifying for Race 8 - Best Sector Times

	SECTOR 1			SECTOR 2			SECTOR 3		
	NO	TIME	LAP	NO	TIME	LAP	NO	TIME	LAP
1	3	41.646	5	4	1:06.726	7	3	28.715	5
2	4	41.743	7	3	1:07.211	5	4	28.733	5
3	50	42.437	7	50	1:07.729	8	1	28.905	6
4	98	42.719	6	98	1:08.237	7	28	29.227	6
5	37	42.725	4	144	1:08.728	2	98	29.322	7
6	28	42.731	6	37	1:08.873	4	97	29.487	4
7	1	42.787	6	97	1:08.882	5	44	29.584	6
8	97	43.082	3	28	1:08.897	6	50	29.597	6
9	144	43.572	3	1	1:08.899	6	37	29.688	2
10	44	43.760	3	44	1:09.516	4	144	29.891	2
11	17	43.804	4	17	1:10.797	6	17	30.041	2
12	27	44.266	4	27	1:11.083	3	27	30.258	2
13	61	44.604	6	61	1:11.971	7	114	30.603	3
14	67	44.877	7	14	1:12.145	7	61	30.682	5
15	7	45.056	7	67	1:12.747	6	30	31.032	2
16	14	45.524	7	114	1:13.153	3	67	31.258	6
17	25	45.663	2	25	1:13.540	2	8	31.259	1
18	30	45.722	3	7	1:13.660	5	7	31.381	5
19	114	45.913	3	36	1:15.063	6	14	31.577	7
20	36	46.550	6	8	1:15.279	1	36	31.774	6
21	11	47.234	5	30	1:15.488	2	25	31.945	2
22	117	48.208	3	11	1:15.907	5	11	32.068	4
23	128	48.462	4	117	1:16.189	5	117	32.311	5
24	41	49.181	5	128	1:17.944	6	128	33.339	5
25	8			41	1:19.395	6	41	34.093	3
26	23			23			23		
27	60			60			60		
28	64			64			64		

IDEAL / BEST LAP COMPARISON

NO	NAME	BEST	IN	IDEAL	DIFF
4	Rickard Rydell	2:17.529	7	2:17.202	+0.327
3	James Dodd	2:17.572	5	2:17.572	+0.000
50	Abigail Eaton	2:20.320	6	2:19.763	+0.557
1	John Pearson	2:20.591	6	2:20.591	+0.000
98	John Cleland	2:20.758	7	2:20.278	+0.480
28	Jason Hughes	2:20.855	6	2:20.855	+0.000
37	Simon Garrad	2:21.372	4	2:21.286	+0.086
97	Neil Smith	2:21.772	5	2:21.451	+0.321
144	Paul Pochciol	2:22.203	2	2:22.191	+0.012
44	Guy Minshaw	2:23.854	3	2:22.860	+0.994
17	Mark Smith	2:25.589	7	2:24.642	+0.947
27	Allan Walter Scott	2:25.970	4	2:25.607	+0.363
61	Tom Houlbrook	2:27.939	7	2:27.257	+0.682
14	Jan Van Elderen	2:29.246	7	2:29.246	+0.000
114	Andrew Hack	2:29.669	3	2:29.669	+0.000
67	Tony Absolom	2:29.772	7	2:28.882	+0.890
25	Bruce Miles	2:31.148	2	2:31.148	+0.000
7	Frisco	2:31.361	4	2:30.097	+1.264
23	Dan Wheeler	2:31.782	3		+
30	Gary Pearson	2:32.812	2	2:32.242	+0.570
36	Keith Butcher	2:33.387	6	2:33.387	+0.000
11	Steffan Irmler	2:36.721	5	2:35.209	+1.512
117	Duncan McKay	2:37.720	3	2:36.708	+1.012
128	Scott O'Donnell	2:40.036	5	2:39.745	+0.291
41	George Pochciol	2:43.316	6	2:42.669	+0.647
8	Hogarth/Hogarth				+

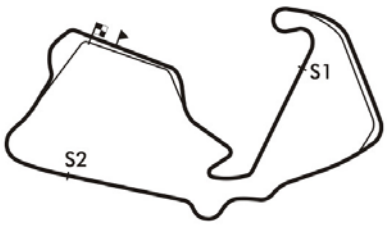

Session Start: 16:42:58 - Finish: 17:01:04
Weather/Track Conditions: Overcast / Dry
Circuit: Silverstone Grand Prix Wing
Track Length: 5.891 Km - 3.6605 miles

Printed: 20-07-2018 - 17:10

Silverstone Classic - 20 - 22 Jul 2018

JET Super Touring Car Trophy

Qualifying for Race 8 - Best Sector Speeds

	NO	SECTOR 1	MPH	NO	SECTOR 2	MPH	NO	SECTOR 3	MPH
1	1	John Pearson	141.9	144	Paul Pochciol	149.1	4	Rickard Rydell	103.0
2	50	Abigail Eaton	133.7	50	Abigail Eaton	143.1	3	James Dodd	102.2
3	3	James Dodd	130.6	14	Jan Van Elderen	138.4	28	Jason Hughes	101.7
4	37	Simon Garrad	129.6	3	James Dodd	138.1	98	John Cleland	101.1
5	4	Rickard Rydell	129.1	4	Rickard Rydell	138.1	50	Abigail Eaton	100.9
6	144	Paul Pochciol	129.1	37	Simon Garrad	136.7	1	John Pearson	100.5
7	28	Jason Hughes	128.6	28	Jason Hughes	136.1	37	Simon Garrad	100.3
8	98	John Cleland	127.1	98	John Cleland	133.9	97	Neil Smith	99.2
9	44	Guy Minshaw	125.9	97	Neil Smith	133.4	44	Guy Minshaw	98.7
10	97	Neil Smith	125.7	1	John Pearson	132.6	144	Paul Pochciol	98.1
11	7	Frisco	124.3	17	Mark Smith	132.6	17	Mark Smith	97.0
12	14	Jan Van Elderen	124.0	7	Frisco	131.6	14	Jan Van Elderen	96.9
13	25	Bruce Miles	123.8	61	Tom Houlbrook	131.3	61	Tom Houlbrook	96.5
14	17	Mark Smith	123.6	25	Bruce Miles	130.8	27	Allan Walter Scott	95.6
15	61	Tom Houlbrook	122.0	27	Allan Walter Scott	130.3	7	Frisco	95.4
16	27	Allan Walter Scott	121.4	44	Guy Minshaw	128.6	8	Hogarth/Hogarth	93.9
17	36	Keith Butcher	119.4	67	Tony Absolom	128.3	25	Bruce Miles	93.5
18	11	Steffan Irmler	119.2	117	Duncan McKay	126.4	67	Tony Absolom	93.1
19	67	Tony Absolom	118.8	36	Keith Butcher	125.9	114	Andrew Hack	92.6
20	128	Scott O'Donnell	116.1	11	Steffan Irmler	124.5	30	Gary Pearson	91.3
21	30	Gary Pearson	114.9	128	Scott O'Donnell	123.6	36	Keith Butcher	91.0
22	41	George Pochciol	114.3	8	Hogarth/Hogarth	123.4	11	Steffan Irmler	90.1
23	117	Duncan McKay	114.3	41	George Pochciol	123.1	117	Duncan McKay	89.0
24	114	Andrew Hack	112.2	30	Gary Pearson	122.5	128	Scott O'Donnell	87.2
25	8	Hogarth/Hogarth	110.6	114	Andrew Hack	121.8	41	George Pochciol	85.0
26	23	Dan Wheeler	0.0	23	Dan Wheeler	0.0	23	Dan Wheeler	0.0
27	60	Mark Wright	0.0	60	Mark Wright	0.0	60	Mark Wright	0.0
28	64	Ashley Sutton	0.0	64	Ashley Sutton	0.0	64	Ashley Sutton	0.0

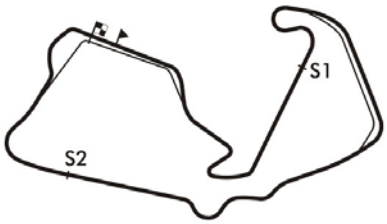

Session Start: 16:42:58 - Finish: 17:01:04
Weather/Track Conditions: Overcast / Dry
Circuit: Silverstone Grand Prix Wing
Track Length: 5.891 Km - 3.6605 miles

Printed: 20-07-2018 - 17:10

Silverstone Classic - 20 - 22 Jul 2018

JET Super Touring Car Trophy

Race 8 - Starting Grid - AMENDED

Sheet No:

Start Time : 16:45 - Heat Duration : 20 Minutes

ROW							
13	25	41	George Pochciol				
12	23	117	Duncan McKay	24	128	Scott O'Donnell
11	21	36	Keith Butcher	22	11	Steffan Irmler
10	19	7	Frisco	20	30	Gary Pearson
9	17	67	Tony Absolom	18	25	Bruce Miles
8	15	14	Jan Van Elderen	16	114	Andrew Hack
7	13	23	Dan Wheeler	14	61	Tom Houlbrook
6	11	17	Mark Smith	12	27	Allan Walter Scott
5	9	144	Paul Pochciol	10	44	Guy Minshaw
4	7	37	Simon Garrad	8	97	Neil Smith
3	5	98	John Cleland	6	28	Jason Hughes
2	3	50	Abigail Eaton	4	1	John Pearson
1	1	4	Rickard Rydell	2	3	James Dodd

Pole Right

Qualifying times added for Car 23

Circuit: Silverstone Grand Prix Wing
Track Length: 5.891 Km - 3.6605 miles

These results are provisional until the conclusion of any judicial and technical matters.

Clerk of the Course:	Timekeeper:	Issued at:
Julian Floyd	Nick Palmer	

Printed : 21-07-2018 - 14:49

Silverstone Classic - 20 - 22 Jul 2018

JET Super Touring Car Trophy

Race 8 - Classification - AMENDED

Sheet No:

POS	NO	DRIVER/S	CLASS	CLASS POS	CAR MAKE / MODEL	TIME	LAPS	GAP	DIFF	MPH	BEST	ON
1	3	James Dodd	ST1	1	Honda Accord	20:40.820	9	-- 9 laps --		95.58	2:16.899	8
2	4	Rickard Rydell	ST1	2	Volvo S40	20:48.006	9	7.186	7.186	95.03	2:17.278	5
3	28	Jason Hughes	ST1	3	Vauxhall Vectra	21:09.900	9	29.080	21.894	93.39	2:19.642	5
4	50	Abigail Eaton	GA6	1	Holden Commodore	21:12.191	9	31.371	2.291	93.22	2:20.495	5
5	98	John Cleland	ST1	4	Vauxhall Vectra	21:16.335	9	35.515	4.144	92.92	2:20.766	7
6	97	Neil Smith	ST1	5	Alfa Romeo 156	21:21.075	9	40.255	4.740	92.58	2:20.452	4
7	1	John Pearson	ST1	6	Audi A4	21:29.824	9	49.004	8.749	91.95	2:20.903	8
8	144	James Hanson	GA4	1	Jaguar XJ12C	21:54.890	9	1:14.070	25.066	90.19	2:23.852	2
9	61	Tom Houlbrook	GA2	1	BMW E30 M3	22:05.261	9	1:24.441	10.371	89.49	2:25.115	8
10	17	Mark Smith	GA2	2	BMW E30 M3	22:22.387	9	1:41.567	17.126	88.35	2:24.924	8
11	67	Tony Absolom	ST2	1	Vauxhall Cavalier	22:22.567	9	1:41.747	0.180	88.33	2:27.059	9
12	27	Ian Flux	ST2	2	Mazda 323F	22:27.823	9	1:47.003	5.256	87.99	2:28.205	5
13	14	Jan Van Elderen	GA1	1	Ford Sierra RS500	22:37.202	9	1:56.382	9.379	87.38	2:28.558	5
14	36	Keith Butcher	ST2	3	Audi A4	23:31.403	9	2:50.583	54.201	84.03	2:32.606	7
15	23	Dan Wheeler	ST1	7	Nissan Primera	20:41.763	8	-- 8 laps --	1.127	84.89	2:23.687	7
16	7	Frisco	ST4	1	Nissan Primera	20:49.963	8	8.200	8.200	84.34	2:31.126	8
17	25	Bruce Miles	ST1	8	BMW 320	20:50.967	8	9.204	1.004	84.27	2:30.823	6
18	11	Steffan Irmler	ST2	4	Opel Astra ST	21:00.936	8	19.173	9.969	83.61	2:32.852	5
19	41	George Pochciol	GP1	1	Ford Capri	22:00.125	8	1:18.362	59.189	79.85	2:42.188	8
20	30	Gary Pearson	ST4	2	Alfa Romeo 156SP	23:15.313	8	2:33.550	1:15.188	75.55	2:31.294	6
		---------- NOT CLASSIFIED ----------										
DNC	128	Scott O'Donnell	GP1		Ford Capri	22:49.405	5	-- 5 laps --	7:33.234	48.11	2:38.072	5
DNF	117	Duncan McKay	GP1		Ford Capri	8:50.547	3	-- 3 laps --		74.51	2:47.006	2
DNF	114	Andrew Hack	ST2		Peugeot 405							

---------- FASTEST LAP SUMMARY ----------

NO	DRIVER/S	CLASS	CAR MAKE / MODEL	FASTEST LAP	ON	MPH
3	James Dodd	ST1	Honda Accord	2:16.899	8	96.26
50	Abigail Eaton	GA6	Holden Commodore	2:20.495	5	93.80
144	James Hanson	GA4	Jaguar XJ12C	2:23.852	2	91.61
17	Mark Smith	GA2	BMW E30 M3	2:24.924	8	90.93
67	Tony Absolom	ST2	Vauxhall Cavalier	2:27.059	9	89.61
14	Jan Van Elderen	GA1	Ford Sierra RS500	2:28.558	5	88.70
7	Frisco	ST4	Nissan Primera	2:31.126	8	87.20
128	Scott O'Donnell	GP1	Ford Capri	2:38.072	5	83.37

Timekeeping correction.

Session Start: 16:44:59 - Finish: 17:05:40
Weather/Track Conditions: Overcast / Dry
Circuit: Silverstone Grand Prix Wing
Track Length: 5.891 Km - 3.6605 miles

These results are provisional until the conclusion of any judicial and technical matters.

Clerk of the Course:	Timekeeper:	Issued at:
Julian Floyd	Nick Palmer	

Printed: 22-07-2018 - 10:24

Silverstone Classic - 20 - 22 Jul 2018

JET Super Touring Car Trophy

Race 8 - Sector Analysis

1 John Pearson (ST1) — Audi A4

lap	Sect-1	Speed	Sect-2	Speed	Sect-3	Speed	Laptime	Pit	lap	Sect-1	Speed	Sect-2	Speed	Sect-3	Speed	Laptime	Pit
1		119.2	1:12.074	133.4	31.828	93.1	2:35.476		6	43.119	128.3	1:09.227	131.3	28.943	100.3	2:21.289	
2	45.225	129.8	1:09.174	131.1	30.651	94.4	2:25.050		7				131.3	28.944	100.5	2:20.988	
3	43.638	122.2	1:09.381	132.1	29.480	99.3	2:22.499		8	42.736	125.2	1:09.210	130.8	28.957	100.9	2:20.903	
4	42.981	133.7	1:09.150	130.8	29.184	100.9	2:21.315		9	43.228	123.8	1:09.098	131.1	28.976	99.9	2:21.302	
5	43.028	123.8	1:08.958	131.3	29.016	101.6	2:21.002		10								

3 James Dodd (ST1) — Honda Accord

lap	Sect-1	Speed	Sect-2	Speed	Sect-3	Speed	Laptime	Pit	lap	Sect-1	Speed	Sect-2	Speed	Sect-3	Speed	Laptime	Pit
1		130.3	1:07.531	140.4	29.526	94.0	2:20.726		6	41.859	128.8	1:06.969	137.5	28.716	102.0	2:17.544	
2	42.285	128.3	1:06.925	137.8	29.445	101.9	2:18.655		7	41.649	129.6	1:06.911	137.2	28.696	103.0	2:17.256	
3	41.602	128.8	1:07.377	137.8	28.723	103.1	2:17.702		8	41.603	129.1	1:06.806	139.5	28.490	103.8	2:16.899	
4	42.012	128.3	1:06.933	138.1	28.569	102.8	2:17.514		9	41.741	129.6	1:06.743	138.9	28.750	90.0	2:17.234	
5	42.165	128.6	1:06.555	138.1	28.570	103.0	2:17.290		10								

4 Rickard Rydell (ST1) — Volvo S40

lap	Sect-1	Speed	Sect-2	Speed	Sect-3	Speed	Laptime	Pit	lap	Sect-1	Speed	Sect-2	Speed	Sect-3	Speed	Laptime	Pit
1		127.8	1:07.537	139.2	29.497	96.7	2:21.145		6	42.188	127.3	1:07.358	137.2	29.159	98.4	2:18.705	
2	42.431	129.6	1:06.984	137.2	29.087	101.7	2:18.502		7	42.273	128.3	1:06.933	136.4	28.836	102.6	2:18.042	
3	42.057	128.6	1:07.135	137.8	28.595	101.1	2:17.787		8	41.975	127.8	1:07.159	136.7	28.664	98.1	2:17.798	
4	42.229	127.1	1:07.526	137.2	28.405	103.3	2:18.160		9	42.634	128.1	1:08.185	136.4	29.770	98.4	2:20.589	
5	42.105	128.1	1:06.530	137.8	28.643	103.6	2:17.278		10								

7 Frisco (ST4) — Nissan Primera

lap	Sect-1	Speed	Sect-2	Speed	Sect-3	Speed	Laptime	Pit	lap	Sect-1	Speed	Sect-2	Speed	Sect-3	Speed	Laptime	Pit
1		120.1	1:13.097	132.9	32.973	92.1	2:38.936		5	47.376	118.1	1:13.842	131.6	31.193	95.2	2:32.411	
2	1:09.207	114.1	1:16.224	120.5	32.272	91.2	2:57.703		6	45.298	122.5	1:13.422	129.6	32.704	93.6	2:31.424	
3	46.853	118.4	1:14.795	131.8	32.255	92.3	2:33.903		7	45.862	120.7	1:12.936	131.8	32.406	93.6	2:31.204	
4	46.346	115.1	1:14.880	131.3	32.030	92.6	2:33.256		8	45.944	121.8	1:12.640	131.6	32.542	94.2	2:31.126	

11 Steffan Irmler (ST2) — Opel Astra ST

lap	Sect-1	Speed	Sect-2	Speed	Sect-3	Speed	Laptime	Pit	lap	Sect-1	Speed	Sect-2	Speed	Sect-3	Speed	Laptime	Pit
1		108.4	1:18.073	122.5	34.913	85.6	2:48.658		5	46.964	125.0	1:14.221	126.9	31.667	90.0	2:32.852	
2	50.004	108.1	1:17.475	122.5	34.409	86.8	2:41.888		6	46.753	122.0	1:14.519	125.9	33.023	88.7	2:34.295	
3	48.346	114.3	1:17.040	122.0	33.191	87.2	2:38.577		7	46.712	113.2	1:14.214	125.0	32.864	87.3	2:33.790	
4	47.481	114.7	1:17.213	124.7	32.492	89.5	2:37.186		8	46.960	114.7	1:14.201	125.7	32.529	91.2	2:33.690	

14 Jan Van Elderen (GA1) — Ford Sierra RS500

lap	Sect-1	Speed	Sect-2	Speed	Sect-3	Speed	Laptime	Pit	lap	Sect-1	Speed	Sect-2	Speed	Sect-3	Speed	Laptime	Pit
1		114.3	1:11.978	140.1	33.959	91.0	2:36.715		6	45.420	120.5	1:12.036	131.3	32.032	93.0	2:29.488	
2	46.038	121.6	1:11.994	132.6	31.985	86.8	2:30.017		7	46.038	107.9	1:13.171	129.6	31.911	92.8	2:31.120	
3	45.595	107.0	1:12.532	132.1	31.738	92.1	2:29.865		8	45.670	115.3	1:14.012	131.6	31.948	92.1	2:31.630	
4	45.313	115.7	1:12.822	125.2	31.642	95.9	2:29.777		9	45.562	119.4	1:12.731	130.6	31.739	94.7	2:30.032	
5	44.973	118.6	1:12.388	131.3	31.197	94.8	2:28.558		10								

17 Mark Smith (GA2) — BMW E30 M3

lap	Sect-1	Speed	Sect-2	Speed	Sect-3	Speed	Laptime	Pit	lap	Sect-1	Speed	Sect-2	Speed	Sect-3	Speed	Laptime	Pit
1		121.1	1:10.931	132.6	52.358	90.4	2:51.586		6	45.234	121.1	1:09.967	133.7	30.511	91.5	2:25.712	
2	44.946	122.7	1:10.586	133.2	30.526	87.2	2:26.058		7	44.013	124.3	1:10.599	131.1	31.698	89.2	2:26.310	
3	46.004	122.9	1:12.256	132.9	30.856	91.0	2:29.116		8	44.333	119.6	1:10.080	132.6	30.511	93.9	2:24.924	
4	45.074	121.6	1:10.572	132.9	30.525	84.3	2:26.171		9	44.206	121.4	1:11.091	132.6	31.039	87.2	2:26.336	
5	44.986	122.0	1:10.293	132.9	30.895	82.3	2:26.174		10								

23 Dan Wheeler (ST1) — Nissan Primera

lap	Sect-1	Speed	Sect-2	Speed	Sect-3	Speed	Laptime	Pit	lap	Sect-1	Speed	Sect-2	Speed	Sect-3	Speed	Laptime	Pit
1		123.4	1:10.964	135.0	35.697	94.2	2:35.186		5	46.599	122.7	1:10.453	133.4	33.155	95.1	2:30.207	
2	46.380	123.8	1:16.024	130.1	In		2:32.481	P	6	44.246	124.5	1:10.154	133.4	29.875	97.7	2:24.275	
3	Out	118.1	1:11.184	134.2	34.676	94.2	3:25.511	P	7	44.012	124.5	1:09.365	133.2	30.310	96.5	2:23.687	
4	44.576	124.5	1:11.616	132.9	29.967	97.6	2:26.159		8	44.061	118.6	1:09.952	130.8	30.244	97.1	2:24.257	

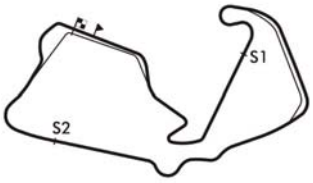

Session Start: 16:44:59 - Finish: 17:05:40
Weather/Track Conditions: Overcast / Dry
Circuit: Silverstone Grand Prix Wing
Track Length: 5.891 Km - 3.6605 miles
Printed: 21-07-2018 - 17:13

MST
Results: www.mstworld.com. Live Timing: https://livetiming.getraceresults.com/mst. Email: timing@mstworld.com

Silverstone Classic - 20 - 22 Jul 2018

JET Super Touring Car Trophy

Race 8 - Sector Analysis

25 Bruce Miles (ST1) — BMW 320

lap	Sect-1	Speed	Sect-2	Speed	Sect-3	Speed	Laptime	Pit	lap	Sect-1	Speed	Sect-2	Speed	Sect-3	Speed	Laptime	Pit
1		120.3	1:37.635	129.8	32.552	86.3	3:03.882		5	47.317	122.9	1:13.005	132.4	31.933	90.6	2:32.255	
2	46.872	123.1	1:14.997	130.1	32.404	87.6	2:34.273		6	45.186	123.4	1:13.083	129.6	32.554	85.6	2:30.823	
3	46.336	124.7	1:14.375	121.6	32.729	90.7	2:33.440		7	46.111	124.5	1:12.595	129.6	32.743	93.2	2:31.449	
4	45.762	120.5	1:14.845	132.6	32.946	87.9	2:33.553		8	46.279	122.0	1:12.801	122.5	32.212	92.1	2:31.292	

27 Ian Flux (ST2) — Mazda 323F

lap	Sect-1	Speed	Sect-2	Speed	Sect-3	Speed	Laptime	Pit	lap	Sect-1	Speed	Sect-2	Speed	Sect-3	Speed	Laptime	Pit
1		119.2	1:12.834	131.8	32.822	87.5	2:34.713		6	45.418	120.7	1:11.761	129.1	31.128	93.1	2:28.307	
2	45.908	121.4	1:12.398	127.8	30.880	90.4	2:29.186		7	45.667	119.2	1:11.840	130.1	31.453	89.4	2:28.960	
3	47.830	116.7	1:12.888	130.8	30.984	91.7	2:31.702		8	46.153	120.3	1:12.070	130.1	30.316	94.7	2:28.539	
4	46.328	117.5	1:12.385	130.1	30.665	92.3	2:29.378		9	45.570	120.5	1:12.610	129.3	30.653	94.0	2:28.833	
5	45.516	119.6	1:12.123	130.3	30.566	93.2	2:28.205		10								

28 Jason Hughes (ST1) — Vauxhall Vectra

lap	Sect-1	Speed	Sect-2	Speed	Sect-3	Speed	Laptime	Pit	lap	Sect-1	Speed	Sect-2	Speed	Sect-3	Speed	Laptime	Pit
1		127.1	1:08.981	136.7	29.491	98.3	2:25.188		6	42.722	129.3	1:08.550	139.2	29.569	96.6	2:20.841	
2	42.866	128.1	1:08.576	136.7	29.823	100.6	2:21.265		7	42.793	127.3	1:08.657	135.8	28.858	101.6	2:20.308	
3	42.916	125.4	1:09.079	137.8	30.029	100.6	2:22.024		8	42.672	127.1	1:08.743	134.8	29.046	102.3	2:20.461	
4	42.829	127.3	1:08.080	137.2	29.103	101.7	2:20.012		9	42.616	127.8	1:08.419	135.6	29.124	101.4	2:20.159	
5	42.958	128.3	1:07.512	137.5	29.172	102.3	2:19.642		10								

30 Gary Pearson (ST4) — Alfa Romeo 156SP

lap	Sect-1	Speed	Sect-2	Speed	Sect-3	Speed	Laptime	Pit	lap	Sect-1	Speed	Sect-2	Speed	Sect-3	Speed	Laptime	Pit
1		117.3	1:14.120	127.3	35.680	87.9	2:43.069		5	Out	112.4	1:14.832	124.0	31.533	86.6	4:37.498	P
2	48.385	115.7	1:13.786	126.9	32.226	85.1	2:34.397		6	46.164	115.5	1:13.916	125.0	31.214	91.8	2:31.294	
3	47.071	117.5	1:14.389	125.7	31.985	87.4	2:33.445		7	46.107	115.1	1:13.828	124.5	33.840	86.2	2:33.775	
4	46.766	114.5	1:22.932	105.5	In		2:47.762	P	8	53.321	81.8	1:23.213	86.5	In		2:54.073	P

36 Keith Butcher (ST2) — Audi A4

lap	Sect-1	Speed	Sect-2	Speed	Sect-3	Speed	Laptime	Pit	lap	Sect-1	Speed	Sect-2	Speed	Sect-3	Speed	Laptime	Pit
1		117.5	1:14.771	127.3	33.917	87.9	2:42.888		6	46.154	117.1	1:15.952	125.9	32.550	87.6	2:34.656	
2	47.112	117.5	1:14.592	126.9	32.587	87.8	2:34.291		7	46.359	117.1	1:14.609	126.6	31.638	90.1	2:32.606	
3	46.298	118.6	1:16.129	128.8	32.268	86.5	2:34.695		8	46.224	117.1	1:14.307	126.6	32.345	83.2	2:32.876	
4	46.185	118.6	1:14.641	127.3	32.695	81.3	2:33.521		9	48.887	118.6	1:15.876	103.9	In		2:50.767	P
5	47.079	116.5	1:15.499	125.9	32.525	85.7	2:35.103		10								

41 George Pochciol (GP1) — Ford Capri

lap	Sect-1	Speed	Sect-2	Speed	Sect-3	Speed	Laptime	Pit	lap	Sect-1	Speed	Sect-2	Speed	Sect-3	Speed	Laptime	Pit
1		111.5	1:19.274	122.9	36.185	76.6	2:54.997		5	49.239	113.7	1:19.297	122.0	34.828	82.3	2:43.364	
2	50.176	110.9	1:20.519	125.2	35.055	80.9	2:45.750		6	49.265	113.0	1:19.278	124.3	34.252	82.0	2:42.795	
3	49.808	110.0	1:20.158	122.2	35.012	81.2	2:44.978		7	49.178	114.1	1:19.174	121.8	34.343	84.7	2:42.695	
4	50.000	112.8	1:18.834	123.4	34.524	83.9	2:43.358		8	49.632	113.7	1:18.634	125.2	33.922	84.1	2:42.188	

50 Abigail Eaton (GA6) — Holden Commodore

lap	Sect-1	Speed	Sect-2	Speed	Sect-3	Speed	Laptime	Pit	lap	Sect-1	Speed	Sect-2	Speed	Sect-3	Speed	Laptime	Pit
1		134.2	1:07.581	144.3	30.604	90.4	2:21.287		6	43.056	132.9	1:08.403	143.1	30.316	90.6	2:21.775	
2	42.778	132.4	1:07.619	145.3	32.235	96.7	2:22.632		7	43.442	133.2	1:08.287	143.7	29.675	100.5	2:21.404	
3	43.030	132.9	1:08.562	143.4	29.923	98.3	2:21.515		8	42.729	133.2	1:08.256	143.7	29.683	100.9	2:20.668	
4	43.202	133.2	1:08.445	143.4	29.892	99.3	2:21.539		9	42.827	131.3	1:08.055	143.7	29.994	98.7	2:20.876	
5	42.918	133.2	1:07.831	143.4	29.746	100.8	2:20.495		10								

61 Tom Houlbrook (GA2) — BMW E30 M3

lap	Sect-1	Speed	Sect-2	Speed	Sect-3	Speed	Laptime	Pit	lap	Sect-1	Speed	Sect-2	Speed	Sect-3	Speed	Laptime	Pit
1		118.6	1:12.802	132.4	31.533	91.5	2:33.858		6	45.488	117.9	1:12.173	129.3	30.427	95.8	2:28.088	
2	44.724	121.8	1:11.116	132.1	31.384	86.2	2:27.224		7	44.423	119.0	1:11.277	128.1	30.187	96.0	2:25.887	
3	44.691	121.6	1:10.831	131.8	30.846	94.8	2:26.368		8	44.328	120.5	1:10.746	131.1	30.041	97.0	2:25.115	
4	44.726	120.7	1:10.923	132.1	30.222	96.6	2:25.871		9	44.139	121.4	1:10.731	130.6	30.324	95.2	2:25.194	
5	45.696	117.9	1:11.492	130.6	30.468	95.9	2:27.656		10								

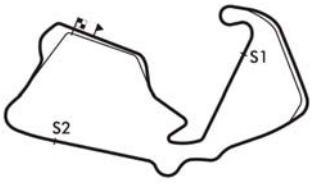

Session Start: 16:44:59 - Finish: 17:05:40
Weather/Track Conditions: Overcast / Dry
Circuit: Silverstone Grand Prix Wing
Track Length: 5.891 Km - 3.6605 miles
Printed: 21-07-2018 - 17:13

MST
Results: www.mstworld.com. Live Timing: https://livetiming.getraceresults.com/mst. Email: timing@mstworld.com

Silverstone Classic - 20 - 22 Jul 2018

JET Super Touring Car Trophy

Race 8 - Sector Analysis

67 Tony Absolom (ST2) — Vauxhall Cavalier

lap	Sect-1	Speed	Sect-2	Speed	Sect-3	Speed	Laptime	Pit	lap	Sect-1	Speed	Sect-2	Speed	Sect-3	Speed	Laptime	Pit
1		118.6	1:11.948	133.2	33.683	89.9	2:37.172		6	44.859	120.3	1:12.159	128.1	30.688	93.1	2:27.706	
2	45.304	122.5	1:11.670	130.3	31.253	89.9	2:28.227		7	44.488	120.7	1:13.640	126.9	30.562	93.1	2:28.690	
3	45.259	116.5	1:12.624	128.8	31.649	91.1	2:29.532		8	44.906	120.5	1:11.571	127.6	30.720	93.5	2:27.197	
4	45.166	120.1	1:11.923	129.1	31.081	91.5	2:28.170		9	44.381	121.4	1:11.383	122.9	31.295	91.6	2:27.059	
5	45.525	119.6	1:12.368	127.8	30.921	93.0	2:28.814		10								

97 Neil Smith (ST1) — Alfa Romeo 156

lap	Sect-1	Speed	Sect-2	Speed	Sect-3	Speed	Laptime	Pit	lap	Sect-1	Speed	Sect-2	Speed	Sect-3	Speed	Laptime	Pit
1		124.0	1:09.940	133.4	29.616	100.2	2:25.996		6	43.850	123.8	1:08.898	133.4	29.228	99.5	2:21.976	
2	42.872	125.0	1:08.884	131.8	29.726	99.9	2:21.482		7	43.702	124.0	1:09.029	134.2	29.278	99.6	2:22.009	
3	42.979	125.2	1:08.615	134.5	29.858	97.7	2:21.452		8	44.810	124.3	1:09.223	132.9	29.226	100.3	2:23.259	
4	43.012	124.7	1:08.086	134.2	29.354	100.0	2:20.452		9	43.469	123.8	1:08.624	133.2	29.351	99.2	2:21.444	
5	43.488	123.4	1:10.026	134.2	29.491	98.7	2:23.005		10								

98 John Cleland (ST1) — Vauxhall Vectra

lap	Sect-1	Speed	Sect-2	Speed	Sect-3	Speed	Laptime	Pit	lap	Sect-1	Speed	Sect-2	Speed	Sect-3	Speed	Laptime	Pit
1		125.4	1:09.043	134.5	29.557	100.9	2:23.539		6	43.081	126.1	1:08.692	134.5	29.410	100.6	2:21.183	
2	43.161	124.0	1:09.044	133.7	30.444	99.9	2:22.649		7	42.890	126.4	1:08.340	134.8	29.536	99.9	2:20.766	
3	42.958	126.1	1:09.196	135.3	31.242	99.0	2:23.396		8	43.348	126.1	1:08.406	134.2	29.507	101.3	2:21.261	
4	42.651	124.0	1:08.652	135.6	29.621	101.1	2:20.924		9	43.177	126.4	1:08.220	134.2	29.563	101.4	2:20.960	
5	42.874	126.9	1:09.136	133.7	29.647	100.6	2:21.657		10								

114 Andrew Hack (ST2) — Peugeot 405

lap	Sect-1	Speed	Sect-2	Speed	Sect-3	Speed	Laptime	Pit	lap	Sect-1	Speed	Sect-2	Speed	Sect-3	Speed	Laptime	Pit

117 Duncan McKay (GP1) — Ford Capri

lap	Sect-1	Speed	Sect-2	Speed	Sect-3	Speed	Laptime	Pit	lap	Sect-1	Speed	Sect-2	Speed	Sect-3	Speed	Laptime	Pit
1		105.0	1:21.429	115.1	35.332	77.8	2:58.154		3	50.896	106.9	1:19.982	115.9	54.509	64.4	3:05.387	
2	51.029	108.6	1:21.631	115.5	34.346	81.1	2:47.006		4								

128 Scott O'Donnell (GP1) — Ford Capri

lap	Sect-1	Speed	Sect-2	Speed	Sect-3	Speed	Laptime	Pit	lap	Sect-1	Speed	Sect-2	Speed	Sect-3	Speed	Laptime	Pit
1		99.1	1:20.660	121.4	34.174	86.0	12:11.987		4	47.857	111.3	1:17.685	124.5	33.097	89.6	2:38.639	
2	49.052	113.6	1:18.242	123.6	33.130	86.6	2:40.424		5	47.935	117.1	1:17.131	123.6	33.006	86.0	2:38.072	
3				106.7	34.033	88.9	2:40.283		6								

144 James Hanson (GA4) — Jaguar XJ12C

lap	Sect-1	Speed	Sect-2	Speed	Sect-3	Speed	Laptime	Pit	lap	Sect-1	Speed	Sect-2	Speed	Sect-3	Speed	Laptime	Pit
1		120.7	1:10.445	138.1	32.620	86.4	2:32.649		6	44.772	118.1	1:10.109	139.2	30.939	94.7	2:25.820	
2	44.071	125.7	1:09.264	142.5	30.517	95.1	2:23.852		7	44.613	119.8	1:10.148	139.8	31.047	92.3	2:25.808	
3	43.676	126.6	1:09.555	143.1	30.640	95.2	2:23.871		8	43.906	123.1	1:10.187	141.0	30.889	92.8	2:24.982	
4	43.681	123.4	1:11.400	140.1	31.122	92.5	2:26.203		9	44.214	119.6	1:11.109	142.5	30.761	95.6	2:26.084	
5	44.102	123.8	1:10.644	143.7	30.875	92.0	2:25.621		10								

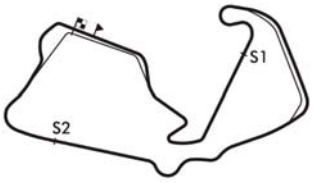

Session Start: 16:44:59 - Finish: 17:05:40
Weather/Track Conditions: Overcast / Dry
Circuit: Silverstone Grand Prix Wing
Track Length: 5.891 Km - 3.6605 miles
Printed: 21-07-2018 - 17:13

MST
Results: www.mstworld.com. Live Timing: https://livetiming.getraceresults.com/mst. Email: timing@mstworld.com

Silverstone Classic - 20 - 22 Jul 2018

JET Super Touring Car Trophy

Race 8 - Best Sector Times

	SECTOR 1			SECTOR 2			SECTOR 3		
	NO	TIME	LAP	NO	TIME	LAP	NO	TIME	LAP
1	3	41.602	3	4	1:06.530	5	4	28.405	4
2	4	41.975	8	3	1:06.555	5	3	28.490	8
3	28	42.616	9	28	1:07.512	5	28	28.858	7
4	98	42.651	4	50	1:07.581	1	1	28.943	6
5	50	42.729	8	97	1:08.086	4	97	29.226	8
6	1	42.736	8	98	1:08.220	9	98	29.410	6
7	97	42.872	2	1	1:08.958	5	50	29.675	7
8	144	43.676	3	144	1:09.264	2	23	29.875	6
9	23	44.012	7	23	1:09.365	7	61	30.041	8
10	17	44.013	7	17	1:09.967	6	27	30.316	8
11	61	44.139	9	61	1:10.731	9	17	30.511	6
12	67	44.381	9	67	1:11.383	9	144	30.517	2
13	14	44.973	5	27	1:11.761	6	67	30.562	7
14	25	45.186	6	14	1:11.978	1	7	31.193	5
15	7	45.298	6	25	1:12.595	7	14	31.197	5
16	27	45.418	6	7	1:12.640	8	30	31.214	6
17	30	46.107	7	30	1:13.786	2	36	31.638	7
18	36	46.154	6	11	1:14.201	8	11	31.667	5
19	11	46.712	7	36	1:14.307	8	25	31.933	5
20	128	47.857	4	128	1:17.131	5	128	33.006	5
21	41	49.178	7	41	1:18.634	8	41	33.922	8
22	117	50.896	3	117	1:19.982	3	117	34.346	2
23	114			114			114		

IDEAL / BEST LAP COMPARISON

NO	NAME	BEST	IN	IDEAL	DIFF
3	James Dodd	2:16.899	8	2:16.647	+0.252
4	Rickard Rydell	2:17.278	5	2:16.910	+0.368
28	Jason Hughes	2:19.642	5	2:18.986	+0.656
97	Neil Smith	2:20.452	4	2:20.184	+0.268
50	Abigail Eaton	2:20.495	5	2:19.985	+0.510
98	John Cleland	2:20.766	7	2:20.281	+0.485
1	John Pearson	2:20.903	8	2:20.637	+0.266
23	Dan Wheeler	2:23.687	7	2:23.252	+0.435
144	James Hanson	2:23.852	2	2:23.457	+0.395
17	Mark Smith	2:24.924	8	2:24.491	+0.433
61	Tom Houlbrook	2:25.115	8	2:24.911	+0.204
67	Tony Absolom	2:27.059	9	2:26.326	+0.733
27	Ian Flux	2:28.205	5	2:27.495	+0.710
14	Jan Van Elderen	2:28.558	5	2:28.148	+0.410
25	Bruce Miles	2:30.823	6	2:29.714	+1.109
7	Frisco	2:31.126	8	2:29.131	+1.995
11	Steffan Irmler	2:32.852	5	2:32.580	+0.272
41	George Pochciol	2:42.188	8	2:41.734	+0.454
30	Gary Pearson	2:31.294	6	2:31.107	+0.187
36	Keith Butcher	2:32.606	7	2:32.099	+0.507
128	Scott O'Donnell	2:38.072	5	2:37.994	+0.078
117	Duncan McKay	2:47.006	2	2:45.224	+1.782
114	Andrew Hack				+

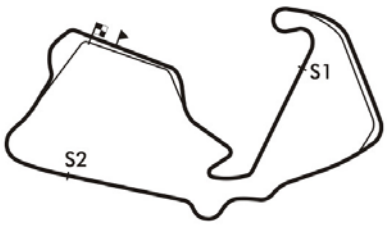

Session Start: 16:44:59 - Finish: 17:05:40
Weather/Track Conditions: Overcast / Dry
Circuit: Silverstone Grand Prix Wing
Track Length: 5.891 Km - 3.6605 miles

Printed: 21-07-2018 - 17:14

Silverstone Classic - 20 - 22 Jul 2018

JET Super Touring Car Trophy

Race 8 - Best Sector Speeds

	NO	SECTOR 1	MPH	NO	SECTOR 2	MPH	NO	SECTOR 3	MPH
1	50	Abigail Eaton	134.2	50	Abigail Eaton	145.3	3	James Dodd	103.8
2	1	John Pearson	133.7	144	James Hanson	143.7	4	Rickard Rydell	103.6
3	3	James Dodd	130.3	3	James Dodd	140.4	28	Jason Hughes	102.3
4	4	Rickard Rydell	129.6	14	Jan Van Elderen	140.1	1	John Pearson	101.6
5	28	Jason Hughes	129.3	4	Rickard Rydell	139.2	98	John Cleland	101.4
6	98	John Cleland	126.9	28	Jason Hughes	139.2	50	Abigail Eaton	100.9
7	144	James Hanson	126.6	98	John Cleland	135.6	97	Neil Smith	100.3
8	97	Neil Smith	125.2	23	Dan Wheeler	135.0	23	Dan Wheeler	97.7
9	11	Steffan Irmler	125.0	97	Neil Smith	134.5	61	Tom Houlbrook	97.0
10	25	Bruce Miles	124.7	17	Mark Smith	133.7	14	Jan Van Elderen	95.9
11	23	Dan Wheeler	124.5	1	John Pearson	133.4	144	James Hanson	95.6
12	17	Mark Smith	124.3	67	Tony Absolom	133.2	7	Frisco	95.2
13	7	Frisco	122.5	7	Frisco	132.9	27	Ian Flux	94.7
14	67	Tony Absolom	122.5	25	Bruce Miles	132.6	17	Mark Smith	93.9
15	61	Tom Houlbrook	121.8	61	Tom Houlbrook	132.4	67	Tony Absolom	93.5
16	14	Jan Van Elderen	121.6	27	Ian Flux	131.8	25	Bruce Miles	93.2
17	27	Ian Flux	121.4	36	Keith Butcher	128.8	30	Gary Pearson	91.8
18	36	Keith Butcher	118.6	30	Gary Pearson	127.3	11	Steffan Irmler	91.2
19	30	Gary Pearson	117.5	11	Steffan Irmler	126.9	36	Keith Butcher	90.1
20	128	Scott O'Donnell	117.1	41	George Pochciol	125.2	128	Scott O'Donnell	89.6
21	41	George Pochciol	114.1	128	Scott O'Donnell	124.5	41	George Pochciol	84.7
22	117	Duncan McKay	108.6	117	Duncan McKay	115.9	117	Duncan McKay	81.1
23	114	Andrew Hack	68.2	114	Andrew Hack	0.0	114	Andrew Hack	81.0

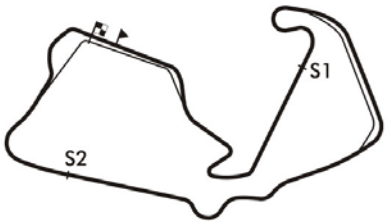

Session Start: 16:44:59 - Finish: 17:05:40
Weather/Track Conditions: Overcast / Dry
Circuit: Silverstone Grand Prix Wing
Track Length: 5.891 Km - 3.6605 miles

Printed: 21-07-2018 - 17:14

Silverstone Classic - 20 - 22 Jul 2018

JET Super Touring Car Trophy

Race 8 - Lap Chart

Lap 1			Lap 2			Lap 3			Lap 4			Lap 5			Lap 6		
NO	Behind	Laptime	NO	Behind	Laptime	NO	Behind	Laptime	NO	Behind	Laptime	NO	Behind	Laptime	NO	Behind	Laptime
3		2:20.726	3		2:18.655	3		2:17.702	3		2:17.514	3		2:17.290	3		2:17.544
4	0.419	2:21.145	4	0.266	2:18.502	4	0.351	2:17.787	4	0.997	2:18.160	4	0.985	2:17.278	4	2.146	2:18.705
50	0.561	2:21.287	50	4.538	2:22.632	50	8.351	2:21.515	50	12.376	2:21.539	50	15.581	2:20.495	41	1 LAP	2:43.364
98	2.813	2:23.539	98	6.807	2:22.649	28	11.394	2:22.024	28	13.892	2:20.012	28	16.244	2:19.642	28	19.541	2:20.841
28	4.462	2:25.188	28	7.072	2:21.265	97	11.847	2:21.452	97	14.785	2:20.452	98	20.278	2:21.657	50	19.812	2:21.775
97	5.270	2:25.996	97	8.097	2:21.482	98	12.501	2:23.396	98	15.911	2:20.924	97	20.500	2:23.005	98	23.917	2:21.183
144	11.923	2:32.649	144	17.120	2:23.852	144	23.289	2:23.871	1	29.743	2:21.315	1	33.455	2:21.002	97	24.932	2:21.976
61	13.132	2:33.858	1	21.145	2:25.050	1	25.942	2:22.499	144	31.978	2:26.203	128	4 LAPS	12:11.987	1	37.200	2:21.289
27	13.987	2:34.713	61	21.701	2:27.224	61	30.367	2:26.368	61	38.724	2:25.871	144	40.309	2:25.621	144	48.585	2:25.820
23	14.460	2:35.186	27	24.518	2:29.186	67	37.848	2:29.532	67	48.504	2:28.170	61	49.090	2:27.656	61	59.634	2:28.088
1	14.750	2:35.476	67	26.018	2:28.227	27	38.518	2:31.702	27	50.382	2:29.378	67	1:00.028	2:28.814	128	4 LAPS	2:40.424
14	15.989	2:36.715	14	27.351	2:30.017	14	39.514	2:29.865	14	51.777	2:29.777	27	1:01.297	2:28.205	67	1:10.190	2:27.706
67	16.446	2:37.172	23	28.286	2:32.481	17	49.677	2:29.116	17	58.334	2:26.171	14	1:03.045	2:28.558	27	1:12.060	2:28.307
7	18.210	2:38.936	36	37.798	2:34.291	30	53.828	2:33.445	36	1:10.798	2:33.521	17	1:07.218	2:26.174	14	1:14.989	2:29.488
36	22.162	2:42.888	30	38.085	2:34.397	36	54.791	2:34.695	30	1:24.076	2:47.762	36	1:28.611	2:35.103	17	1:15.386	2:25.712
30	22.343	2:43.069	17	38.263	2:26.058	11	1:12.040	2:38.577	7	1:29.201	2:33.256	7	1:44.322	2:32.411	30	1 LAP	4:37.498
11	27.932	2:48.658	11	51.165	2:41.888	7	1:13.459	2:33.903	25	1:30.551	2:33.553	25	1:45.516	2:32.255	36	1:45.723	2:34.656
17	30.860	2:51.586	7	57.258	2:57.703	25	1:14.512	2:33.440	11	1:31.712	2:37.186	11	1:47.274	2:32.852	7	1:58.202	2:31.424
41	34.271	2:54.997	25	58.774	2:34.273	41	1:28.642	2:44.978	23	1:44.740	2:26.159	23	1:57.657	2:30.207	25	1:58.795	2:30.823
117	37.428	2:58.154	41	1:01.366	2:45.750	23	1:36.095	3:25.511	41	1:54.486	2:43.358				11	2:04.025	2:34.295
25	43.156	3:03.882	117	1:05.779	2:47.006	117	1:53.464	3:05.387							23	2:04.388	2:24.275

Session Start: 16:44:59 - Finish: 17:05:40
Weather/Track Conditions: Overcast / Dry
Circuit: Silverstone Grand Prix Wing
Track Length: 5.891 Km - 3.6605 miles
Printed: 21-07-2018 - 17:14

Results: www.mstworld.com. Live Timing: https://livetiming.getraceresults.com/mst. Email: timing@mstworld.com

Silverstone Classic - 20 - 22 Jul 2018

JET Super Touring Car Trophy

Race 8 - Lap Chart

Lap 7			Lap 8			Lap 9		
NO	Behind	Laptime	NO	Behind	Laptime	NO	Behind	Laptime
3		2:17.256	3		2:16.899	3		2:17.234
4	2.932	2:18.042	11	1 LAP	2:33.790	23	1 LAP	2:24.257
28	22.593	2:20.308	4	3.831	2:17.798	4	7.186	2:20.589
50	23.960	2:21.404	28	26.155	2:20.461	7	1 LAP	2:31.126
98	27.427	2:20.766	50	27.729	2:20.668	25	1 LAP	2:31.292
41	1 LAP	2:42.795	98	31.789	2:21.261	11	1 LAP	2:33.690
97	29.685	2:22.009	97	36.045	2:23.259	28	29.080	2:20.159
1	40.932	2:20.988	1	44.936	2:20.903	50	31.371	2:20.876
144	57.137	2:25.808	41	1 LAP	2:42.695	98	35.515	2:20.960
61	1:08.265	2:25.887	144	1:05.220	2:24.982	97	40.255	2:21.444
67	1:21.624	2:28.690	61	1:16.481	2:25.115	1	49.004	2:21.302
27	1:23.764	2:28.960	67	1:31.922	2:27.197	144	1:14.070	2:26.084
17	1:24.440	2:26.310	17	1:32.465	2:24.924	41	1 LAP	2:42.188
128	4 LAPS	2:40.283	27	1:35.404	2:28.539	61	1:24.441	2:25.194
14	1:28.853	2:31.120	14	1:43.584	2:31.630	17	1:41.567	2:26.336
30	1 LAP	2:31.294	128	4 LAPS	2:38.639	67	1:41.747	2:27.059
36	2:01.073	2:32.606	30	1 LAP	2:33.775	27	1:47.003	2:28.833
23	2:10.819	2:23.687	36	2:17.050	2:32.876	14	1:56.382	2:30.032
7	2:12.150	2:31.204				128	4 LAPS	2:38.072
25	2:12.988	2:31.449				30	1 LAP	2:54.073
						36	2:50.583	2:50.767

Session Start: 16:44:59 - Finish: 17:05:40
Weather/Track Conditions: Overcast / Dry
Circuit: Silverstone Grand Prix Wing
Track Length: 5.891 Km - 3.6605 miles
Printed: 21-07-2018 - 17:14

Results: www.mstworld.com. Live Timing: https://livetiming.getraceresults.com/mst. Email: timing@mstworld.com

Silverstone Classic - 20 - 22 Jul 2018

JET Super Touring Car Trophy

Race 18 - Starting Grid

Sheet No:

Start Time : 15:05 - Heat Duration : 20 Minutes

ROW							
11	21	114	Andrew Hack				
10	19	128	Scott O'Donnell	20	117	Jeff Allam
9	17	11	Steffan Irmler	18	41	George Pochciol
8	15	7	Frisco	16	25	Bruce Miles
7	13	36	Keith Butcher	14	23	Dan Wheeler
6	11	27	Allan Scott	12	14	Jan Van Elderen
5	9	17	Mark Smith	10	67	Tony Absolom
4	7	144	Paul Pochciol	8	61	Tom Houlbrook
3	5	98	John Cleland	6	97	Neil Smith
2	3	28	Jason Hughes	4	50	Abigail Eaton
1	1	3	James Dodd	2	4	Rickard Rydell

Pole Right

Cars 1 & 30 - withdrawn.

Circuit: Silverstone Grand Prix Wing
Track Length: 5.891 Km - 3.6605 miles

These results are provisional until the conclusion of any judicial and technical matters.

Clerk of the Course:	Timekeeper:	Issued at:
Julian Floyd	Nick Palmer	

Printed : 22-07-2018 - 14:19

Silverstone Classic - 20 - 22 Jul 2018

JET Super Touring Car Trophy

Race 18 - Classification

Sheet No:

POS	NO	DRIVER/S	CLASS	CLASS POS	CAR MAKE / MODEL	TIME	LAPS	GAP	DIFF	MPH	BEST	ON
1	3	James Dodd	ST1	1	Honda Accord	20:44.684	9	-- 9 laps --		95.28	2:17.657	5
2	4	Rickard Rydell	ST1	2	Volvo S40	20:46.998	9	2.314	2.314	95.11	2:17.186	3
3	98	John Cleland	ST1	3	Vauxhall Vectra	21:15.329	9	30.645	28.331	92.99	2:20.651	3
4	28	Jason Hughes	ST1	4	Vauxhall Vectra	21:15.772	9	31.088	0.443	92.96	2:20.908	5
5	97	Neil Smith	ST1	5	Alfa Romeo 156	21:20.951	9	36.267	5.179	92.58	2:20.765	6
6	23	Dan Wheeler	ST1	6	Nissan Primera	21:40.907	9	56.223	19.956	91.16	2:23.458	9
7	17	Mark Smith	GA2	1	BMW E30 M3	21:57.928	9	1:13.244	17.021	89.99	2:25.372	9
8	27	Allan Scott	ST2	1	Mazda 323F	22:20.526	9	1:35.842	22.598	88.47	2:26.899	2
9	67	Tony Absolom	ST2	2	Vauxhall Cavalier	22:28.373	9	1:43.689	7.847	87.96	2:27.767	3
10	14	Jan Van Elderen	GA1	1	Ford Sierra RS500	22:32.669	9	1:47.985	4.296	87.68	2:29.212	7
11	61	Tom Houlbrook	GA2	2	BMW E30 M3	22:35.446	9	1:50.762	2.777	87.50	2:27.943	6
12	25	Bruce Miles	ST1	7	BMW 320	22:42.556	9	1:57.872	7.110	87.04	2:29.206	7
13	36	Keith Butcher	ST2	3	Audi A4	22:43.420	9	1:58.736	0.864	86.99	2:29.574	6
14	7	Frisco	ST4	1	Nissan Primera	23:00.459	9	2:15.775	17.039	85.91	2:29.882	7
15	117	Jeff Allam	GP1	1	Ford Capri	20:52.834	8	-- 8 laps --	25.940	84.15	2:35.286	2
16	11	Steffan Irmler	ST2	4	Opel Astra ST	20:55.933	8	3.099	3.099	83.93	2:35.416	7
17	128	Scott O'Donnell	GP1	2	Ford Capri	21:32.596	8	39.762	36.663	81.55	2:40.166	6
18	41	George Pochciol	GP1	3	Ford Capri	21:54.632	8	1:01.798	22.036	80.19	2:42.281	6
		---------- NOT CLASSIFIED ----------										
DNF	50	Abigail Eaton	GA6		Holden Commodore	18:54.012	8	-- 8 laps --		92.96	2:21.099	3
DNF	114	Andrew Hack	ST2		Peugeot 405	17:33.548	7	-- 7 laps --	1:01.978	87.55	2:28.817	6

---------- FASTEST LAP SUMMARY ----------

NO	DRIVER/S	CLASS	CAR MAKE / MODEL	FASTEST LAP	ON	MPH
4	Rickard Rydell	ST1	Volvo S40	2:17.186	3	96.06
50	Abigail Eaton	GA6	Holden Commodore	2:21.099	3	93.39
17	Mark Smith	GA2	BMW E30 M3	2:25.372	9	90.65
27	Allan Scott	ST2	Mazda 323F	2:26.899	2	89.71
14	Jan Van Elderen	GA1	Ford Sierra RS500	2:29.212	7	88.32
7	Frisco	ST4	Nissan Primera	2:29.882	7	87.92
117	Jeff Allam	GP1	Ford Capri	2:35.286	2	84.86

Car 144 - Non starter

Session Start: 15:03:41 - Finish: 15:24:08
Weather/Track Conditions: Bright / Dry
Circuit: Silverstone Grand Prix Wing
Track Length: 5.891 Km - 3.6605 miles

These results are provisional until the conclusion of any judicial and technical matters.

Clerk of the Course:	Timekeeper:	Issued at:
Julian Floyd	Nick Palmer	

Silverstone Classic - 20 - 22 Jul 2018

JET Super Touring Car Trophy

Race 18 - Sector Analysis

3 James Dodd (ST1) — Honda Accord

lap	Sect-1	Speed	Sect-2	Speed	Sect-3	Speed	Laptime	Pit	lap	Sect-1	Speed	Sect-2	Speed	Sect-3	Speed	Laptime	Pit
1		126.9	1:08.005	136.7	28.917	101.6	2:19.078		6	41.693	128.3	1:07.538	138.4	29.075	101.9	2:18.306	
2	41.660	128.1	1:07.668	137.5	28.664	102.5	2:17.992		7	42.268	127.3	1:07.246	137.5	28.763	101.6	2:18.277	
3	41.659	128.6	1:07.386	137.8	28.761	102.0	2:17.806		8	42.187	127.8	1:07.359	138.1	28.845	101.7	2:18.391	
4	41.787	128.6	1:07.466	138.9	29.990	100.8	2:19.243		9	41.715	129.8	1:07.344	136.7	28.875	100.8	2:17.934	
5	41.792	129.1	1:07.096	138.7	28.769	101.4	2:17.657		10								

4 Rickard Rydell (ST1) — Volvo S40

lap	Sect-1	Speed	Sect-2	Speed	Sect-3	Speed	Laptime	Pit	lap	Sect-1	Speed	Sect-2	Speed	Sect-3	Speed	Laptime	Pit
1		127.1	1:08.018	138.1	29.243	101.9	2:20.932		6	41.844	127.8	1:07.839	137.2	29.512	100.2	2:19.195	
2	42.041	126.9	1:06.947	136.7	28.653	102.2	2:17.641		7	42.246	126.9	1:07.472	137.0	28.905	101.9	2:18.623	
3	42.009	127.6	1:06.632	137.5	28.545	101.9	2:17.186		8	42.792	125.9	1:07.231	136.1	28.669	102.3	2:18.692	
4	41.667	127.8	1:06.859	138.9	29.152	100.8	2:17.678		9	42.339	131.1	1:08.184	135.0	28.819	100.9	2:19.342	
5	42.156	126.6	1:06.972	137.0	28.581	102.0	2:17.709		10								

7 Frisco (ST4) — Nissan Primera

lap	Sect-1	Speed	Sect-2	Speed	Sect-3	Speed	Laptime	Pit	lap	Sect-1	Speed	Sect-2	Speed	Sect-3	Speed	Laptime	Pit
1		119.2	1:14.887	129.8	32.801	92.6	2:37.737		6	45.732	119.6	1:13.280	132.4	31.149	94.4	2:30.161	
2	47.535	119.8	1:14.574	128.1	31.846	94.5	2:33.955		7	45.643	121.6	1:12.678	131.6	31.561	94.5	2:29.882	
3	45.915	117.5	1:13.700	132.1	31.556	94.7	2:31.171		8	52.701	89.7	1:17.828	120.5	32.273	86.6	2:42.802	
4	45.532	120.5	1:13.104	132.9	31.434	94.2	2:30.070		9	47.173	115.7	1:14.314	126.4	32.078	87.2	2:33.565	
5	45.987	116.7	1:13.129	133.4	32.000	95.2	2:31.116		10								

11 Steffan Irmler (ST2) — Opel Astra ST

lap	Sect-1	Speed	Sect-2	Speed	Sect-3	Speed	Laptime	Pit	lap	Sect-1	Speed	Sect-2	Speed	Sect-3	Speed	Laptime	Pit
1		116.3	1:14.807	125.4	33.048	90.2	2:37.545		5	47.252	114.1	1:17.109	125.0	32.543	89.2	2:36.904	
2	46.972	112.8	1:15.474	123.6	33.320	88.9	2:35.766		6	48.642	116.1	1:16.082	123.6	33.394	85.3	2:38.118	
3	47.765	118.1	1:15.671	122.7	33.156	86.3	2:36.592		7	47.688	113.7	1:15.264	124.5	32.464	87.0	2:35.416	
4	47.582	113.4	1:17.877	122.2	34.107	88.7	2:39.566		8	47.555	117.7	1:16.021	123.4	32.450	87.9	2:36.026	

14 Jan Van Elderen (GA1) — Ford Sierra RS500

lap	Sect-1	Speed	Sect-2	Speed	Sect-3	Speed	Laptime	Pit	lap	Sect-1	Speed	Sect-2	Speed	Sect-3	Speed	Laptime	Pit
1		114.7	1:13.090	130.3	31.736	94.4	2:33.123		6	45.302	118.6	1:12.877	129.3	31.774	94.0	2:29.953	
2	45.061	119.4	1:12.713	129.3	31.878	93.6	2:29.652		7	45.441	119.0	1:12.257	129.8	31.514	93.5	2:29.212	
3	45.675	117.9	1:12.583	129.6	31.998	92.8	2:30.256		8	45.147	118.6	1:12.911	129.3	31.665	93.8	2:29.723	
4	45.607	118.6	1:12.770	129.8	31.856	94.5	2:30.233		9	45.926	119.2	1:12.749	130.6	31.993	88.6	2:30.668	
5	45.188	119.6	1:12.804	129.3	31.857	93.0	2:29.849		10								

17 Mark Smith (GA2) — BMW E30 M3

lap	Sect-1	Speed	Sect-2	Speed	Sect-3	Speed	Laptime	Pit	lap	Sect-1	Speed	Sect-2	Speed	Sect-3	Speed	Laptime	Pit
1		121.1	1:11.254	131.8	30.679	94.7	2:28.728		6	44.408	120.1	1:11.030	131.3	30.403	93.9	2:25.841	
2	44.531	121.6	1:11.230	131.1	31.072	92.0	2:26.833		7	44.921	120.9	1:11.534	131.1	30.542	93.6	2:26.997	
3	44.453	120.9	1:10.958	131.6	30.599	93.6	2:26.010		8	45.174	119.2	1:10.303	132.9	30.589	93.2	2:26.066	
4	44.167	120.9	1:11.255	132.1	30.582	92.3	2:26.004		9	44.341	121.1	1:10.562	131.3	30.469	94.4	2:25.372	
5	44.476	120.5	1:11.114	131.8	30.487	93.6	2:26.077		10								

23 Dan Wheeler (ST1) — Nissan Primera

lap	Sect-1	Speed	Sect-2	Speed	Sect-3	Speed	Laptime	Pit	lap	Sect-1	Speed	Sect-2	Speed	Sect-3	Speed	Laptime	Pit
1		123.1	1:10.191	132.9	29.920	97.1	2:27.093		6	44.858	121.6	1:10.040	134.5	29.667	97.4	2:24.565	
2	43.909	125.2	1:09.555	133.7	30.248	95.9	2:23.712		7	44.292	125.0	1:09.460	134.2	30.143	96.7	2:23.895	
3	44.416	123.6	1:10.062	134.2	30.008	97.9	2:24.486		8	44.126	124.5	1:09.922	133.9	29.916	97.4	2:23.964	
4	44.174	125.7	1:09.705	135.3	30.219	96.6	2:24.098		9	43.979	126.9	1:09.591	133.4	29.888	97.4	2:23.458	
5	45.077	123.6	1:10.489	134.2	30.070	95.2	2:25.636		10								

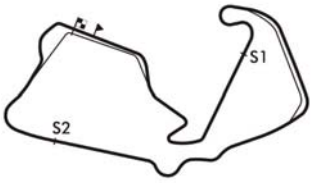

Session Start: 15:03:41 - Finish: 15:24:08
Weather/Track Conditions: Bright / Dry
Circuit: Silverstone Grand Prix Wing
Track Length: 5.891 Km - 3.6605 miles
Printed: 22-07-2018 - 15:32

MST
Results: www.mstworld.com. Live Timing: https://livetiming.getraceresults.com/mst. Email: timing@mstworld.com

Silverstone Classic - 20 - 22 Jul 2018

JET Super Touring Car Trophy

Race 18 - Sector Analysis

25 Bruce Miles (ST1) — BMW 320

lap	Sect-1	Speed	Sect-2	Speed	Sect-3	Speed	Laptime	Pit	lap	Sect-1	Speed	Sect-2	Speed	Sect-3	Speed	Laptime	Pit
1		112.8	1:13.288	130.6	32.855	92.2	2:35.277		6	44.998	123.1	1:12.323	130.8	31.939	93.0	2:29.260	
2	44.881	123.6	1:12.435	119.4	33.210	89.4	2:30.526		7	45.044	124.0	1:12.000	125.0	32.162	91.2	2:29.206	
3	45.938	121.6	1:12.528	131.3	31.913	91.0	2:30.379		8	45.895	122.0	1:12.546	128.6	32.193	92.2	2:30.634	
4	48.434	121.6	1:13.711	129.1	33.576	91.3	2:35.721		9	45.748	122.7	1:12.609	128.1	33.064	90.1	2:31.421	
5	46.081	123.4	1:12.151	129.6	31.900	92.3	2:30.132		10								

27 Allan Scott (ST2) — Mazda 323F

lap	Sect-1	Speed	Sect-2	Speed	Sect-3	Speed	Laptime	Pit	lap	Sect-1	Speed	Sect-2	Speed	Sect-3	Speed	Laptime	Pit
1		116.9	1:12.122	130.6	30.915	92.7	2:31.866		6	45.292	117.1	1:12.230	127.6	31.173	91.6	2:28.695	
2	44.836	119.4	1:11.380	129.1	30.683	93.6	2:26.899		7	45.563	118.1	1:12.233	125.9	31.132	92.3	2:28.928	
3	45.192	118.8	1:11.820	129.1	30.865	92.8	2:27.877		8	45.614	118.1	1:12.448	127.8	31.270	90.8	2:29.332	
4	45.563	118.6	1:11.752	129.6	30.810	93.0	2:28.125		9	46.125	117.3	1:12.708	127.1	31.351	88.1	2:30.184	
5	45.377	117.9	1:12.366	128.8	30.877	93.0	2:28.620		10								

28 Jason Hughes (ST1) — Vauxhall Vectra

lap	Sect-1	Speed	Sect-2	Speed	Sect-3	Speed	Laptime	Pit	lap	Sect-1	Speed	Sect-2	Speed	Sect-3	Speed	Laptime	Pit
1		125.9	1:09.375	135.6	29.813	98.6	2:24.319		6	42.898	127.3	1:08.753	136.7	29.315	100.9	2:20.966	
2	43.079	126.9	1:08.838	136.1	30.000	98.9	2:21.917		7	42.973	128.3	1:09.202	123.1	29.648	98.7	2:21.823	
3	43.355	127.1	1:08.756	134.8	29.871	99.5	2:21.982		8	43.065	127.3	1:08.786	138.1	29.668	98.1	2:21.519	
4	42.910	127.6	1:08.791	136.1	29.347	99.9	2:21.048		9	43.172	130.3	1:08.669	135.0	29.449	99.3	2:21.290	
5	42.943	127.6	1:08.540	137.0	29.425	99.6	2:20.908		10								

36 Keith Butcher (ST2) — Audi A4

lap	Sect-1	Speed	Sect-2	Speed	Sect-3	Speed	Laptime	Pit	lap	Sect-1	Speed	Sect-2	Speed	Sect-3	Speed	Laptime	Pit
1		117.9	1:14.153	126.4	32.405	91.5	2:36.007		6	44.863	119.0	1:12.922	128.1	31.789	91.7	2:29.574	
2	45.493	118.4	1:14.471	127.1	32.038	91.8	2:32.002		7	45.708	117.3	1:13.093	127.3	31.365	92.3	2:30.166	
3	45.330	120.1	1:12.971	128.8	31.566	92.5	2:29.867		8	45.241	119.2	1:13.265	127.1	31.251	90.7	2:29.757	
4	45.356	117.9	1:14.256	127.6	33.332	88.6	2:32.944		9	45.749	118.6	1:13.187	127.8	31.516	90.8	2:30.452	
5	47.072	119.0	1:13.928	127.3	31.651	92.7	2:32.651		10								

41 George Pochciol (GP1) — Ford Capri

lap	Sect-1	Speed	Sect-2	Speed	Sect-3	Speed	Laptime	Pit	lap	Sect-1	Speed	Sect-2	Speed	Sect-3	Speed	Laptime	Pit
1		112.2	1:19.538	121.6	34.868	83.5	2:47.551		5	49.296	111.7	1:19.540	123.8	33.708	85.0	2:42.544	
2	49.765	111.1	1:19.539	123.8	34.309	83.7	2:43.613		6	49.410	113.6	1:18.495	123.6	34.376	84.0	2:42.281	
3	49.462	108.6	1:21.587	123.1	34.569	82.7	2:45.618		7	50.029	105.7	1:20.878	123.8	34.162	84.5	2:45.069	
4	49.637	111.3	1:20.568	123.1	34.380	83.7	2:44.585		8	49.550	111.7	1:19.122	123.6	34.699	83.7	2:43.371	

50 Abigail Eaton (GA6) — Holden Commodore

lap	Sect-1	Speed	Sect-2	Speed	Sect-3	Speed	Laptime	Pit	lap	Sect-1	Speed	Sect-2	Speed	Sect-3	Speed	Laptime	Pit
1		132.4	1:08.115	144.3	30.694	99.3	2:21.705		5	43.173	132.9	1:08.899	142.5	30.254	98.9	2:22.326	
2	42.964	134.5	1:08.135	143.4	30.293	99.9	2:21.392		6	43.020	133.2	1:08.436	142.8	30.279	99.3	2:21.735	
3	42.726	132.9	1:08.218	142.5	30.155	99.0	2:21.099		7	42.808	132.6	1:08.578	141.6	30.376	98.3	2:21.762	
4	43.012	132.6	1:08.467	142.8	30.072	100.0	2:21.551		8	43.242	132.1	1:09.175	142.2	30.025	99.9	2:22.442	

61 Tom Houlbrook (GA2) — BMW E30 M3

lap	Sect-1	Speed	Sect-2	Speed	Sect-3	Speed	Laptime	Pit	lap	Sect-1	Speed	Sect-2	Speed	Sect-3	Speed	Laptime	Pit
1		114.9	1:14.560	129.1	33.484	91.1	2:36.876		6	44.694	118.8	1:12.020	130.6	31.229	92.1	2:27.943	
2	46.725	118.6	1:12.765	131.3	32.101	93.0	2:31.591		7	45.728	119.0	1:12.332	127.3	31.212	91.3	2:29.272	
3	45.420	120.3	1:13.025	130.3	31.544	94.5	2:29.989		8	45.422	119.2	1:12.245	129.3	30.842	93.0	2:28.509	
4	45.998	117.5	1:13.413	131.6	32.755	86.4	2:32.166		9	45.397	119.4	1:11.974	129.1	31.481	90.1	2:28.852	
5	46.880	118.1	1:12.258	129.3	31.110	93.1	2:30.248		10								

67 Tony Absolom (ST2) — Vauxhall Cavalier

lap	Sect-1	Speed	Sect-2	Speed	Sect-3	Speed	Laptime	Pit	lap	Sect-1	Speed	Sect-2	Speed	Sect-3	Speed	Laptime	Pit
1		114.9	1:12.701	127.6	31.529	93.2	2:32.327		6	44.990	119.6	1:14.087	125.4	31.623	92.5	2:30.700	
2	44.722	120.9	1:12.186	127.8	31.454	92.8	2:28.362		7	45.026	119.0	1:13.874	125.7	31.537	92.3	2:30.437	
3	44.588	119.8	1:11.988	127.1	31.191	92.1	2:27.767		8	44.947	119.6	1:13.512	126.6	31.697	92.6	2:30.156	
4	45.625	117.7	1:12.703	127.8	31.235	92.3	2:29.563		9	45.084	119.4	1:13.457	125.7	32.004	89.5	2:30.545	
5	44.840	119.6	1:12.543	126.9	31.133	92.3	2:28.516		10								

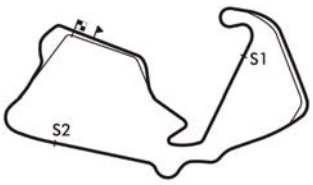

Session Start: 15:03:41 - Finish: 15:24:08
Weather/Track Conditions: Bright / Dry
Circuit: Silverstone Grand Prix Wing
Track Length: 5.891 Km - 3.6605 miles
Printed: 22-07-2018 - 15:32

MST
Results: www.mstworld.com. Live Timing: https://livetiming.getraceresults.com/mst. Email: timing@mstworld.com

Silverstone Classic - 20 - 22 Jul 2018

JET Super Touring Car Trophy

Race 18 - Sector Analysis

97 Neil Smith (ST1) — Alfa Romeo 156

lap	Sect-1	Speed	Sect-2	Speed	Sect-3	Speed	Laptime	Pit	lap	Sect-1	Speed	Sect-2	Speed	Sect-3	Speed	Laptime	Pit
1		123.1	1:10.764	132.6	29.987	99.5	2:25.079		6	42.925	123.1	1:08.481	133.9	29.359	99.2	2:20.765	
2	42.987	124.0	1:08.825	132.9	29.846	99.0	2:21.658		7	43.522	122.9	1:08.891	132.6	29.610	97.4	2:22.023	
3	43.363	123.6	1:08.920	132.9	29.679	98.1	2:21.962		8	43.378	123.4	1:09.905	133.7	29.587	98.9	2:22.870	
4	43.113	123.8	1:08.887	132.9	29.376	97.9	2:21.376		9	43.295	123.8	1:09.523	131.1	30.750	91.0	2:23.568	
5	43.305	122.9	1:08.910	132.4	29.435	99.2	2:21.650		10								

98 John Cleland (ST1) — Vauxhall Vectra

lap	Sect-1	Speed	Sect-2	Speed	Sect-3	Speed	Laptime	Pit	lap	Sect-1	Speed	Sect-2	Speed	Sect-3	Speed	Laptime	Pit
1		123.1	1:09.046	132.4	29.890	100.2	2:23.714		6	43.272	125.4	1:08.778	135.3	29.833	99.5	2:21.883	
2	42.727	125.2	1:08.507	133.7	29.642	101.1	2:20.876		7	43.428	123.6	1:08.237	135.6	29.901	94.5	2:21.566	
3	42.576	126.1	1:08.489	133.9	29.586	100.2	2:20.651		8	43.337	127.1	1:08.255	132.6	29.690	98.6	2:21.282	
4	42.739	126.1	1:08.518	135.6	29.575	99.7	2:20.832		9	43.120	125.0	1:09.090	131.8	30.061	99.6	2:22.271	
5	43.499	124.3	1:09.195	134.5	29.560	97.3	2:22.254		10								

114 Andrew Hack (ST2) — Peugeot 405

lap	Sect-1	Speed	Sect-2	Speed	Sect-3	Speed	Laptime	Pit	lap	Sect-1	Speed	Sect-2	Speed	Sect-3	Speed	Laptime	Pit
1		113.4	1:14.420	124.5	32.823	89.2	2:37.073		5	45.339	111.5	1:12.959	123.6	31.146	90.6	2:29.444	
2	45.940	113.4	1:12.955	120.9	31.188	90.7	2:30.083		6	45.570	109.7	1:12.337	123.4	30.910	91.0	2:28.817	
3	45.494	111.3	1:12.651	123.8	31.006	90.4	2:29.151		7	45.573	108.6	1:12.630	122.9	30.688	88.0	2:28.891	
4	46.218	111.1	1:12.662	123.8	31.209	91.1	2:30.089		8								

117 Jeff Allam (GP1) — Ford Capri

lap	Sect-1	Speed	Sect-2	Speed	Sect-3	Speed	Laptime	Pit	lap	Sect-1	Speed	Sect-2	Speed	Sect-3	Speed	Laptime	Pit
1		110.7	1:17.485	125.4	32.511	87.9	2:41.598		5	47.584	114.1	1:15.577	127.1	32.518	89.3	2:35.679	
2	47.583	117.1	1:15.288	128.1	32.415	88.0	2:35.286		6	47.448	113.6	1:15.783	127.1	32.576	89.4	2:35.807	
3	47.213	113.7	1:15.657	126.6	32.625	88.0	2:35.495		7	47.676	116.3	1:15.964	126.1	33.105	89.4	2:36.745	
4	47.392	112.4	1:15.757	127.6	33.026	88.9	2:36.175		8	47.323	114.9	1:16.029	125.7	32.697	89.5	2:36.049	

128 Scott O'Donnell (GP1) — Ford Capri

lap	Sect-1	Speed	Sect-2	Speed	Sect-3	Speed	Laptime	Pit	lap	Sect-1	Speed	Sect-2	Speed	Sect-3	Speed	Laptime	Pit
1		114.5	1:18.831	122.5	34.157	86.7	2:44.298		5	48.723	113.6	1:18.344	122.5	33.303	87.5	2:40.370	
2	48.497	114.7	1:18.242	121.8	33.616	87.0	2:40.355		6	48.534	112.2	1:17.924	122.7	33.708	87.1	2:40.166	
3	48.674	113.9	1:18.643	122.2	33.786	87.0	2:41.103		7	50.504	114.3	1:18.433	122.2	33.766	87.0	2:42.703	
4	48.421	114.9	1:18.026	123.1	33.971	86.2	2:40.418		8	51.455	112.2	1:18.060	121.8	33.668	86.7	2:43.183	

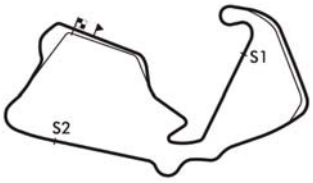

Session Start: 15:03:41 - Finish: 15:24:08
Weather/Track Conditions: Bright / Dry
Circuit: Silverstone Grand Prix Wing
Track Length: 5.891 Km - 3.6605 miles
Printed: 22-07-2018 - 15:32

MST
Results: www.mstworld.com. Live Timing: https://livetiming.getraceresults.com/mst. Email: timing@mstworld.com

Silverstone Classic - 20 - 22 Jul 2018

JET Super Touring Car Trophy

Race 18 - Best Sector Times

	SECTOR 1			SECTOR 2			SECTOR 3		
	NO	TIME	LAP	NO	TIME	LAP	NO	TIME	LAP
1	3	41.659	3	4	1:06.632	3	4	28.545	3
2	4	41.667	4	3	1:07.096	5	3	28.664	2
3	98	42.576	3	50	1:08.115	1	28	29.315	6
4	50	42.726	3	98	1:08.237	7	97	29.359	6
5	28	42.898	6	97	1:08.481	6	98	29.560	5
6	97	42.925	6	28	1:08.540	5	23	29.667	6
7	23	43.909	2	23	1:09.460	7	50	30.025	8
8	17	44.167	4	17	1:10.303	8	17	30.403	6
9	67	44.588	3	27	1:11.380	2	27	30.683	2
10	61	44.694	6	61	1:11.974	9	114	30.688	7
11	27	44.836	2	67	1:11.988	3	61	30.842	8
12	36	44.863	6	25	1:12.000	7	67	31.133	5
13	25	44.881	2	14	1:12.257	7	7	31.149	6
14	14	45.061	2	114	1:12.337	6	36	31.251	8
15	114	45.339	5	7	1:12.678	7	14	31.514	7
16	7	45.532	4	36	1:12.922	6	25	31.900	5
17	11	46.972	2	11	1:14.807	1	117	32.415	2
18	117	47.213	3	117	1:15.288	2	11	32.450	8
19	128	48.421	4	128	1:17.924	6	128	33.303	5
20	41	49.296	5	41	1:18.495	6	41	33.708	5

IDEAL / BEST LAP COMPARISON

NO	NAME	BEST	IN	IDEAL	DIFF
4	Rickard Rydell	2:17.186	3	2:16.844	+0.342
3	James Dodd	2:17.657	5	2:17.419	+0.238
98	John Cleland	2:20.651	3	2:20.373	+0.278
97	Neil Smith	2:20.765	6	2:20.765	+0.000
28	Jason Hughes	2:20.908	5	2:20.753	+0.155
23	Dan Wheeler	2:23.458	9	2:23.036	+0.422
17	Mark Smith	2:25.372	9	2:24.873	+0.499
27	Allan Scott	2:26.899	2	2:26.899	+0.000
67	Tony Absolom	2:27.767	3	2:27.709	+0.058
61	Tom Houlbrook	2:27.943	6	2:27.510	+0.433
25	Bruce Miles	2:29.206	7	2:28.781	+0.425
14	Jan Van Elderen	2:29.212	7	2:28.832	+0.380
36	Keith Butcher	2:29.574	6	2:29.036	+0.538
7	Frisco	2:29.882	7	2:29.359	+0.523
117	Jeff Allam	2:35.286	2	2:34.916	+0.370
11	Steffan Irmler	2:35.416	7	2:34.229	+1.187
128	Scott O'Donnell	2:40.166	6	2:39.648	+0.518
41	George Pochciol	2:42.281	6	2:41.499	+0.782
50	Abigail Eaton	2:21.099	3	2:20.866	+0.233
114	Andrew Hack	2:28.817	6	2:28.364	+0.453

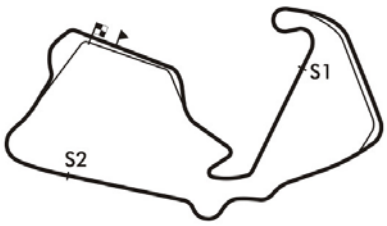

Session Start: 15:03:41 - Finish: 15:24:08
Weather/Track Conditions: Bright / Dry
Circuit: Silverstone Grand Prix Wing
Track Length: 5.891 Km - 3.6605 miles

Printed: 22-07-2018 - 15:33

Silverstone Classic - 20 - 22 Jul 2018

JET Super Touring Car Trophy

Race 18 - Best Sector Speeds

	NO	SECTOR 1	MPH	NO	SECTOR 2	MPH	NO	SECTOR 3	MPH
1	50	Abigail Eaton	134.5	50	Abigail Eaton	144.3	3	James Dodd	102.5
2	4	Rickard Rydell	131.1	3	James Dodd	138.9	4	Rickard Rydell	102.3
3	28	Jason Hughes	130.3	4	Rickard Rydell	138.9	98	John Cleland	101.1
4	3	James Dodd	129.8	28	Jason Hughes	138.1	28	Jason Hughes	100.9
5	98	John Cleland	127.1	98	John Cleland	135.6	50	Abigail Eaton	100.0
6	23	Dan Wheeler	126.9	23	Dan Wheeler	135.3	97	Neil Smith	99.5
7	25	Bruce Miles	124.0	97	Neil Smith	133.9	23	Dan Wheeler	97.9
8	97	Neil Smith	124.0	7	Frisco	133.4	7	Frisco	95.2
9	7	Frisco	121.6	17	Mark Smith	132.9	17	Mark Smith	94.7
10	17	Mark Smith	121.6	61	Tom Houlbrook	131.6	14	Jan Van Elderen	94.5
11	67	Tony Absolom	120.9	25	Bruce Miles	131.3	61	Tom Houlbrook	94.5
12	61	Tom Houlbrook	120.3	14	Jan Van Elderen	130.6	27	Allan Scott	93.6
13	36	Keith Butcher	120.1	27	Allan Scott	130.6	67	Tony Absolom	93.2
14	14	Jan Van Elderen	119.6	36	Keith Butcher	128.8	25	Bruce Miles	93.0
15	27	Allan Scott	119.4	117	Jeff Allam	128.1	36	Keith Butcher	92.7
16	11	Steffan Irmler	118.1	67	Tony Absolom	127.8	114	Andrew Hack	91.1
17	117	Jeff Allam	117.1	11	Steffan Irmler	125.4	11	Steffan Irmler	90.2
18	128	Scott O'Donnell	114.9	114	Andrew Hack	124.5	117	Jeff Allam	89.5
19	41	George Pochciol	113.6	41	George Pochciol	123.8	128	Scott O'Donnell	87.5
20	114	Andrew Hack	113.4	128	Scott O'Donnell	123.1	41	George Pochciol	85.0

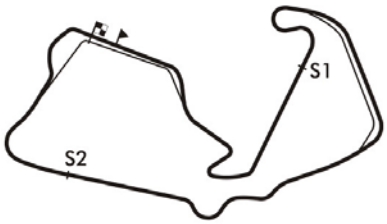

Session Start: 15:03:41 - Finish: 15:24:08
Weather/Track Conditions: Bright / Dry
Circuit: Silverstone Grand Prix Wing
Track Length: 5.891 Km - 3.6605 miles

Printed: 22-07-2018 - 15:33

Silverstone Classic - 20 - 22 Jul 2018

JET Super Touring Car Trophy

Race 18 - Lap Chart

Lap 1			Lap 2			Lap 3			Lap 4			Lap 5			Lap 6		
NO	Behind	Laptime	NO	Behind	Laptime	NO	Behind	Laptime	NO	Behind	Laptime	NO	Behind	Laptime	NO	Behind	Laptime
3		2:19.078	3		2:17.992	3		2:17.806	4		2:17.678	4		2:17.709	3		2:18.306
4	1.854	2:20.932	4	1.503	2:17.641	4	0.883	2:17.186	3	0.682	2:19.243	3	0.630	2:17.657	4	0.259	2:19.195
50	2.627	2:21.705	50	6.027	2:21.392	50	9.320	2:21.099	50	12.310	2:21.551	50	16.927	2:22.326	50	19.726	2:21.735
98	4.636	2:23.714	98	7.520	2:20.876	98	10.365	2:20.651	98	12.636	2:20.832	98	17.181	2:22.254	98	20.128	2:21.883
28	5.241	2:24.319	28	9.166	2:21.917	28	13.342	2:21.982	28	15.829	2:21.048	28	19.028	2:20.908	28	21.058	2:20.966
97	6.001	2:25.079	97	9.667	2:21.658	97	13.823	2:21.962	97	16.638	2:21.376	97	20.579	2:21.650	97	22.408	2:20.765
23	8.015	2:27.093	23	13.735	2:23.712	23	20.415	2:24.486	23	25.952	2:24.098	23	33.879	2:25.636	23	39.508	2:24.565
17	9.650	2:28.728	17	18.491	2:26.833	17	26.695	2:26.010	17	34.138	2:26.004	17	42.506	2:26.077	17	49.411	2:25.841
27	12.788	2:31.866	27	21.695	2:26.899	27	31.766	2:27.877	27	41.330	2:28.125	27	52.241	2:28.620	27	1:02.000	2:28.695
67	13.249	2:32.327	67	23.619	2:28.362	67	33.580	2:27.767	67	44.582	2:29.563	67	55.389	2:28.516	67	1:07.153	2:30.700
14	14.045	2:33.123	14	25.705	2:29.652	14	38.155	2:30.256	14	49.827	2:30.233	14	1:01.967	2:29.849	14	1:12.984	2:29.953
25	16.199	2:35.277	25	28.733	2:30.526	25	41.306	2:30.379	114	52.959	2:30.089	114	1:04.694	2:29.444	114	1:14.575	2:28.817
36	16.929	2:36.007	114	30.086	2:30.083	114	41.431	2:29.151	61	57.185	2:32.166	61	1:09.724	2:30.248	61	1:18.731	2:27.943
61	17.798	2:36.876	36	30.939	2:32.002	36	43.000	2:29.867	36	57.383	2:32.944	25	1:10.889	2:30.132	25	1:21.213	2:29.260
114	17.995	2:37.073	61	31.397	2:31.591	61	43.580	2:29.989	25	58.466	2:35.721	36	1:12.325	2:32.651	36	1:22.963	2:29.574
11	18.467	2:37.545	7	34.622	2:33.955	7	47.987	2:31.171	7	59.496	2:30.070	7	1:12.903	2:31.116	7	1:24.128	2:30.161
7	18.659	2:37.737	11	36.241	2:35.766	11	55.027	2:36.592	117	1:15.117	2:36.175	117	1:33.087	2:35.679	117	1:49.958	2:35.807
117	22.520	2:41.598	117	39.814	2:35.286	117	57.503	2:35.495	11	1:16.032	2:39.566	11	1:35.227	2:36.904	11	1:54.409	2:38.118
128	25.220	2:44.298	128	47.583	2:40.355	128	1:10.880	2:41.103	128	1:32.737	2:40.418	128	1:55.398	2:40.370	128	2:16.628	2:40.166
41	28.473	2:47.551	41	54.094	2:43.613	41	1:21.906	2:45.618	41	1:47.930	2:44.585	41	2:12.765	2:42.544			

Session Start: 15:03:41 - Finish: 15:24:08
Weather/Track Conditions: Bright / Dry
Circuit: Silverstone Grand Prix Wing
Track Length: 5.891 Km - 3.6605 miles
Printed: 22-07-2018 - 15:33

Results: www.mstworld.com. Live Timing: https://livetiming.getraceresults.com/mst. Email: timing@mstworld.com

Silverstone Classic - 20 - 22 Jul 2018

JET Super Touring Car Trophy

Race 18 - Lap Chart

Lap 7			Lap 8			Lap 9		
NO	Behind	Laptime	NO	Behind	Laptime	NO	Behind	Laptime
3		2:18.277	3		2:18.391	3		2:17.934
4	0.605	2:18.623	4	0.906	2:18.692	4	2.314	2:19.342
41	1 LAP	2:42.281	128	1 LAP	2:42.703	117	1 LAP	2:36.049
50	23.211	2:21.762	98	26.308	2:21.282	11	1 LAP	2:36.026
98	23.417	2:21.566	50	27.262	2:22.442	98	30.645	2:22.271
28	24.604	2:21.823	28	27.732	2:21.519	28	31.088	2:21.290
97	26.154	2:22.023	97	30.633	2:22.870	97	36.267	2:23.568
23	45.126	2:23.895	41	1 LAP	2:45.069	128	1 LAP	2:43.183
17	58.131	2:26.997	23	50.699	2:23.964	23	56.223	2:23.458
27	1:12.651	2:28.928	17	1:05.806	2:26.066	41	1 LAP	2:43.371
67	1:19.313	2:30.437	27	1:23.592	2:29.332	17	1:13.244	2:25.372
14	1:23.919	2:29.212	67	1:31.078	2:30.156	27	1:35.842	2:30.184
114	1:25.189	2:28.891	14	1:35.251	2:29.723	67	1:43.689	2:30.545
61	1:29.726	2:29.272	61	1:39.844	2:28.509	14	1:47.985	2:30.668
25	1:32.142	2:29.206	25	1:44.385	2:30.634	61	1:50.762	2:28.852
36	1:34.852	2:30.166	36	1:46.218	2:29.757	25	1:57.872	2:31.421
7	1:35.733	2:29.882	7	2:00.144	2:42.802	36	1:58.736	2:30.452
117	2:08.426	2:36.745				7	2:15.775	2:33.565
11	2:11.548	2:35.416						

Session Start: 15:03:41 - Finish: 15:24:08
Weather/Track Conditions: Bright / Dry
Circuit: Silverstone Grand Prix Wing
Track Length: 5.891 Km - 3.6605 miles
Printed: 22-07-2018 - 15:33

Results: www.mstworld.com. Live Timing: https://livetiming.getraceresults.com/mst. Email: timing@mstworld.com

Results Booklet

SilverstoneClassic

20/21/22 JULY 2018

Timing & Results by MST SYSTEMS Ltd.
www.mstworld.com

© MST SYSTEMS Ltd 2018
The Haysfield, Spring Lane North, Malvern WR14 1GF
t: +44 (0) 1684 560614 e: timing@mstworld.com

HSCC

SilverstoneClassic
20/21/22 JULY 2018

Silverstone Historic Grand Prix Circuit

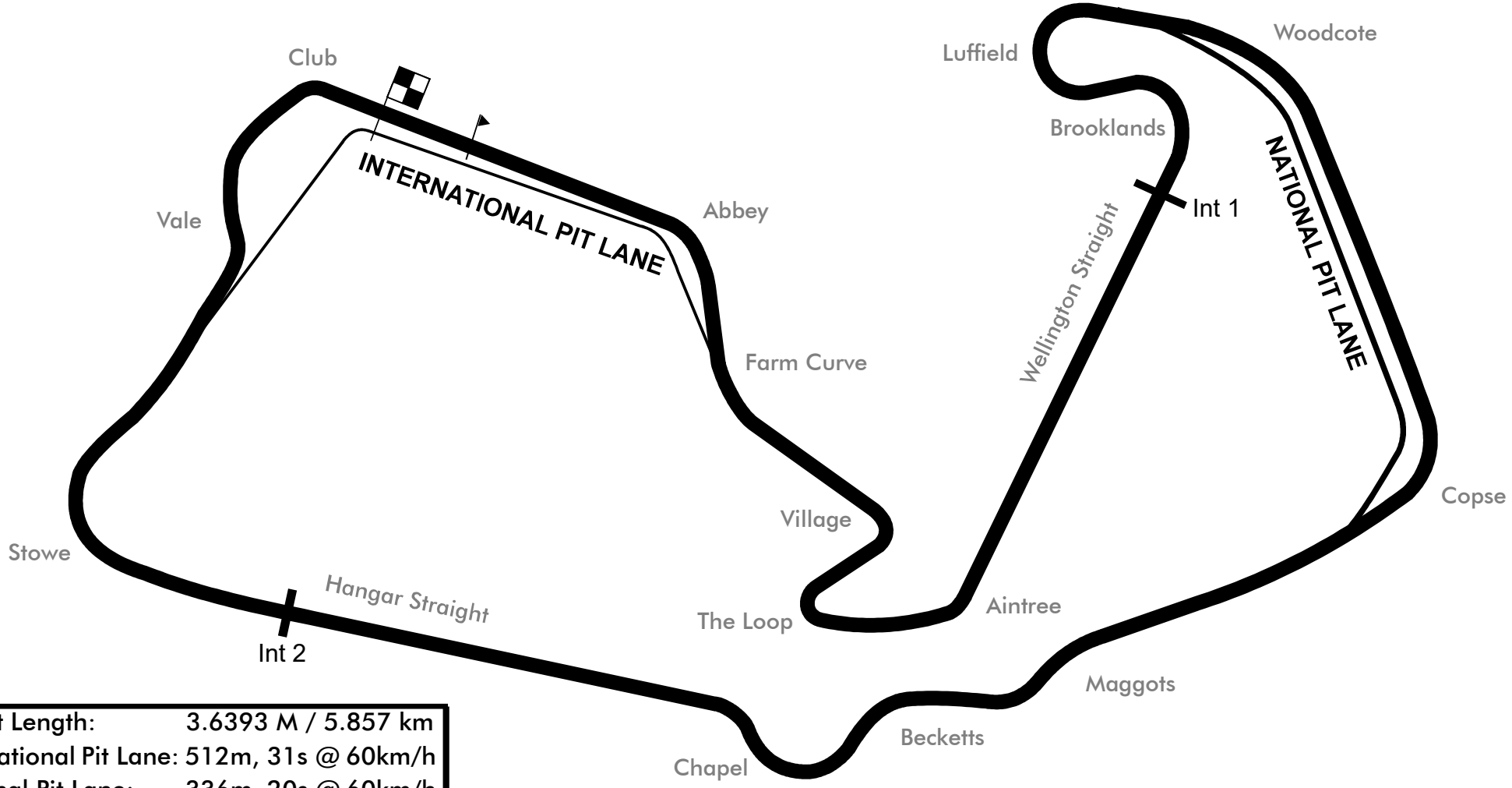

Circuit Length:	3.6393 M / 5.857 km
International Pit Lane:	512m, 31s @ 60km/h
National Pit Lane:	336m, 20s @ 60km/h
Intermediate 1:	1.757 km
Intermediate 2:	4.760 km
Start line offset:	132.3 m

MST

Silverstone Classic - 20 - 22 Jul 2018

International Trophy For Classic GT Cars (Pre '66)

Qualifying for Race 9 - Classification - AMENDED

Sheet No:

POS	NO	DRIVER/S	CLASS	CLASS POS	CAR MAKE / MODEL	TIME	ON	LAPS	GAP	DIFF	MPH
1	176	David Hart-Olivier Hart	C3	1	AC Cobra Daytona Coupe	2:23.312	3	10			91.42
2	15	Oliver Bryant-Grahame Bryant	C3	2	AC Cobra	2:24.703	9	10	1.391	1.391	90.54
3	94	Michael Gans-Andy Wolfe	C3	3	AC Cobra	2:24.881	3	10	1.569	0.178	90.43
4	99	Dan Gibson	C3	4	Shelby Daytona Cobra	2:26.377	9	10	3.065	1.496	89.51
5	88	John Davison	C3	5	TVR Griffith	2:26.444	3	10	3.132	0.067	89.47
6	32	John Spiers	C3	6	TVR Griffith	2:26.716	2	10	3.404	0.272	89.30
7	153	Jake Hill	CLP	1	Lotus Elan	2:26.776	8	10	3.464	0.060	89.26
8	21	Graeme Dodd-James Dodd	C3	7	Jaguar E-type	2:27.353	2	10	4.041	0.577	88.91
9	92	Julian Thomas-Calum Lockie	C3	8	Jaguar E-type	2:27.371	2	10	4.059	0.018	88.90
10	46	Mike Whitaker	C3	9	TVR Griffith	2:27.381	2	10	4.069	0.010	88.90
11	71	Roger Wills	C3	10	Bizzarrini 5300 GT	2:27.432	9	9	4.120	0.051	88.87
12	55	Martin Melling-Jason Minshaw	C3	11	Jaguar E-type	2:27.572	8	10	4.260	0.140	88.78
13	53	John Pearson-Gary Pearson	C3	12	Jaguar E-type	2:28.170	10	10	4.858	0.598	88.42
14	144	Paul Pochciol-James Hanson	C3	13	AC Cobra	2:28.262	2	9	4.950	0.092	88.37
15	97	Aaron Head	CLP	2	Lotus Elan	2:29.591	2	2	6.279	1.329	87.58
16	9	Craig Davies	C3	14	Chevrolet Corvette Stingray	2:29.755	9	9	6.443	0.164	87.49
17	52	Ron Maydon	CLP	3	Ginetta G4R	2:30.624	7	10	7.312	0.869	86.98
18	127	Stefan Ziegler-Martin Stretton	C3	15	Jaguar E-type	2:30.831	3	10	7.519	0.207	86.86
19	12	Richard Kent	C3	16	Jaguar E-type	2:30.916	4	7	7.604	0.085	86.81
20	79	Mark Martin-Andrew Haddon	CLP	4	Lotus Elan 26R	2:31.358	4	6	8.046	0.442	86.56
21	81	David Tomlin	CLP	5	Lotus Elan	2:31.538	10	10	8.226	0.180	86.46
22	151	Jason Yates-Joe Twyman	C3	17	AC Cobra	2:31.852	8	9	8.540	0.314	86.28
23	72	Jamie Boot	C3	18	TVR Griffith	2:31.935	9	9	8.623	0.083	86.23
24	95	Timothy De Silva	C3	19	Jaguar E-type	2:32.189	9	10	8.877	0.254	86.09
25	247	Bill Shepherd	C3	20	Shelby Cobra	2:32.280	9	9	8.968	0.091	86.04
26	18	Gregoire Audi	C3	21	Shelby Cobra	2:32.555	9	9	9.243	0.275	85.88
27	23	Paul Whight-Rob Fenn	CLP	6	Lotus Elan 26R	2:32.596	2	9	9.284	0.041	85.86
28	30	Marco Attard-Mat Jackson	C3	22	Chevrolet Corvette Stingray	2:33.108	2	8	9.796	0.512	85.57
29	89	Mike Wrigley-John Clark	C3	23	Jaguar E-type	2:33.388	4	9	10.076	0.280	85.42
30	232	Alasdair Coates	C3	24	AC Cobra	2:33.418	8	9	10.106	0.030	85.40
31	60	Sander van Gils	CLP	7	Lotus Elan	2:34.093	3	7	10.781	0.675	85.02
32	77	Robin Ellis	CLP	8	Lotus Elan 26R	2:34.798	6	9	11.486	0.705	84.64
33	221	Christiaen Van Lanschot-Nigel Greensall	C2	1	Austin Healey 3000	2:34.870	9	9	11.558	0.072	84.60
34	29	Keith Ahlers-James Billy Bellinger	C2	2	Morgan Plus 4 SLR	2:35.898	4	8	12.586	1.028	84.04
35	44	David Clark-Ben Shuckburgh	CLP	9	Porsche 904/6	2:36.057	9	9	12.745	0.159	83.95
36	185	Stephen Bond	CLP	10	Lotus Elan 26R	2:36.353	8	10	13.041	0.296	83.80
37	133	Alex Bell-Jeremy Welch	C2	3	Austin Healey 3000	2:37.261	3	9	13.949	0.908	83.31
38	75	Martin Angle-Hugh Angle	CLP	11	Lotus Elan	2:37.605	8	8	14.293	0.344	83.13
39	7	Wolfgang Friedrichs-Simon Hadfield	C3	25	Aston Martin DP214	2:37.750	3	4	14.438	0.145	83.05
40	207	Crispin Harris-James Wilmoth	C2	4	Austin Healey 3000	2:37.932	8	9	14.620	0.182	82.96

Car 35 - All qualifying times disallowed (CofC decision - Article 7.3.1 refers)

Cars 30 & 78 - PLEASE FIT WORKING TRANSPONDERS
Car 141 has 2 transponders fitted - please remove one of them

Session Start: 16:03:33 - Finish: 16:30:33
Weather/Track Conditions: Cloud / Dry
Circuit: Silverstone Historic Grand Prix
Track Length: 5.857 Km - 3.6394 miles

These results are provisional until the conclusion of any judicial and technical matters.

Clerk of the Course:	Timekeeper:	Issued at:
Julian Floyd	Nick Palmer	

Silverstone Classic - 20 - 22 Jul 2018

International Trophy For Classic GT Cars (Pre '66)

Qualifying for Race 9 - Classification - AMENDED

Sheet No:

POS	NO	DRIVER/S	CLASS	CLASS POS	CAR MAKE / MODEL	TIME	ON	LAPS	GAP	DIFF	MPH
41	107	Mark Burnett-Nick Swift	C1	1	Ogle SX1000	2:38.385	7	8	15.073	0.453	82.72
42	134	Mark Cole-Jason Stanley	C1	2	MGB	2:38.908	4	9	15.596	0.523	82.45
43	63	Grant Tromans-Marek Reichman	CLP	12	Lotus Elan 26R	2:39.205	8	8	15.893	0.297	82.29
44	11	Larry Tucker	C3	26	Ford Shelby Mustang GT350	2:41.528	9	9	18.216	2.323	81.11
45	25	John Burton	B2	1	Jaguar E-type	2:42.428	4	9	19.116	0.900	80.66
46	34	Karl Wetherell	C2	5	Triumph TR4	2:43.181	3	9	19.869	0.753	80.29
47	681	Marc Gordon-Nick Finburgh	B1	1	Lotus Elite	2:43.641	2	9	20.329	0.460	80.06
48	455	Mark Hope	C1	3	MGB	2:43.976	9	9	20.664	0.335	79.90
49	123	Ryan Hooker	C1	4	MG B	2:45.295	3	4	21.983	1.319	79.26
50	61	Simon Orebi Gann-Michael Bell	C2	6	Morgan Plus 4 SLR	2:46.200	2	9	22.888	0.905	78.83
51	70	Richard Attwood-Tom Bradshaw	C1	5	Porsche 911	2:47.986	8	8	24.674	1.786	77.99
52	41	Pietro Vergnano	C1	6	Porsche 911	2:48.985	6	8	25.673	0.999	77.53
53	141	Steve Jones	C1	7	Porsche 911	2:49.055	8	8	25.743	0.070	77.50
54	261	Bob Binfield-Dickie Meaden	C1	8	Gilbern 1800GT	2:50.736	8	8	27.424	1.681	76.74
55	178	Philip Danby	C1	9	MGB	2:52.520	6	8	29.208	1.784	75.94
56	78	Anthony Galliers-Pratt-Ben Cussons	C1	10	Porsche 911	2:53.068	6	6	29.756	0.548	75.70
57	191	Roderick Smith	C1	11	MGB			2			0.00

Car 35 - All qualifying times disallowed (CofC decision - Article 7.3.1 refers)

Cars 30 & 78 - PLEASE FIT WORKING TRANSPONDERS
Car 141 has 2 transponders fitted - please remove one of them

Session Start: 16:03:33 - Finish: 16:30:33
Weather/Track Conditions: Cloud / Dry
Circuit: Silverstone Historic Grand Prix
Track Length: 5.857 Km - 3.6394 miles

These results are provisional until the conclusion of any judicial and technical matters.

Clerk of the Course:	Timekeeper:	Issued at:
Julian Floyd	Nick Palmer	

Silverstone Classic - 20 - 22 Jul 2018

International Trophy For Classic GT Cars (Pre '66)

Qualifying for Race 9 - Sector Analysis

7 Friedrichs / Hadfield (C3) — Aston Martin DP214

lap	Sect-1	Speed	Sect-2	Speed	Sect-3	Speed	Laptime	Pit	lap	Sect-1	Speed	Sect-2	Speed	Sect-3	Speed	Laptime	Pit
1	Out	94.0	1:24.680	128.3	31.168	82.8	2:44.628		3	48.763	109.1	1:19.292	133.2	29.695	88.2	2:37.750	
2	50.013	108.8	1:19.017	134.8	29.709	84.2	2:38.739		4	48.914	105.7	16:57.648	121.6	In		18:22.843	P

9 Craig Davies (C3) — Chevrolet Corvette Stingray

lap	Sect-1	Speed	Sect-2	Speed	Sect-3	Speed	Laptime	Pit	lap	Sect-1	Speed	Sect-2	Speed	Sect-3	Speed	Laptime	Pit
1	Out	110.0	1:17.577	132.4	29.924	90.2	2:33.570		6	Out	115.1	1:16.570	142.2	29.395	89.1	7:17.602	P
2	48.177	111.7	1:15.274	142.8	29.571	86.1	2:33.022		7	47.390	125.4	1:14.500	147.2	29.197	84.8	2:31.087	
3	46.710	112.4	1:14.755	139.5	29.502	90.1	2:30.967		8	47.725	119.0	1:14.439	148.5	28.742	93.9	2:30.906	
4	47.170	113.9	1:16.342	144.6	29.333	87.6	2:32.845		9	46.527	126.9	1:14.389	147.5	28.839	92.4	2:29.755	
5	46.886	118.8	1:28.988	97.4	In		2:57.591	P	10								

11 Larry Tucker (C3) — Ford Shelby Mustang GT350

lap	Sect-1	Speed	Sect-2	Speed	Sect-3	Speed	Laptime	Pit	lap	Sect-1	Speed	Sect-2	Speed	Sect-3	Speed	Laptime	Pit
1	Out	99.7	1:25.155	122.9	32.308	83.4	2:45.038		6	51.416	107.0	1:21.178	133.4	31.130	78.2	2:43.724	
2	51.619	119.6	1:20.516	128.1	31.465	78.1	2:43.600		7	50.778	115.3	1:22.098	128.1	30.904	82.3	2:43.780	
3	50.841	111.8	1:21.242	130.8	31.143	71.0	2:43.226		8	50.330	120.5	1:20.723	128.1	30.539	83.3	2:41.592	
4	50.854	120.5	1:27.207	105.8	35.390	70.4	2:53.451		9	50.408	120.3	1:20.010	132.4	31.110	81.2	2:41.528	
5	56.912	82.5	2:14.026	60.2	37.749	73.7	3:48.687		10								

12 Richard Kent (C3) — Jaguar E-type

lap	Sect-1	Speed	Sect-2	Speed	Sect-3	Speed	Laptime	Pit	lap	Sect-1	Speed	Sect-2	Speed	Sect-3	Speed	Laptime	Pit
1	Out	100.5	1:16.724	123.6	31.285	86.8	2:33.972		5	46.858	116.7	1:37.795	80.4	In		3:07.627	P
2	48.373	116.9	1:15.411	133.9	28.896	87.8	2:32.680		6	Out	102.0	1:16.805	135.8	28.419	87.0	4:35.939	P
3	48.698	107.9	1:15.356	134.8	28.381	88.8	2:32.435		7	46.908	116.5	2:04.675	94.0	In		3:32.166	P
4	46.522	114.9	1:15.710	135.6	28.684	86.6	2:30.916		8								

15 Bryant / Bryant (C3) — AC Cobra

lap	Sect-1	Speed	Sect-2	Speed	Sect-3	Speed	Laptime	Pit	lap	Sect-1	Speed	Sect-2	Speed	Sect-3	Speed	Laptime	Pit
1	Out	95.6	1:17.844	139.8	28.563	92.9	2:32.511		6	Out	98.3	1:17.994	138.9	27.924	93.2	5:12.197	P
2	45.522	126.4	1:12.891	138.4	27.880	92.8	2:26.293		7	45.214	125.2	1:13.362	141.6	29.377	94.5	2:27.953	
3	46.593	111.7	1:15.203	131.3	28.692	91.8	2:30.488		8	45.160	128.3	1:15.512	139.2	27.622	93.1	2:28.294	
4	45.306	120.9	1:15.577	135.8	28.906	92.9	2:29.789		9	44.823	126.6	1:12.197	140.4	27.683	91.3	2:24.703	
5	45.845	123.6	1:21.206	116.7	In		2:40.193	P	10	44.918	127.6	1:15.983	96.4	In		2:37.758	P

18 Gregoire Audi (C3) — Shelby Cobra

lap	Sect-1	Speed	Sect-2	Speed	Sect-3	Speed	Laptime	Pit	lap	Sect-1	Speed	Sect-2	Speed	Sect-3	Speed	Laptime	Pit
1	Out	96.7	1:19.768	128.6	30.587	88.4	2:36.549		6	49.819	110.6	1:17.846	133.7	29.937	88.9	2:37.602	
2	49.687	105.0	1:17.596	133.4	30.278	88.9	2:37.561		7	48.200	118.1	1:18.150	132.9	29.129	90.0	2:35.479	
3	48.284	121.1	1:18.625	128.3	29.769	90.2	2:36.678		8	48.375	113.2	1:17.430	131.3	29.117	91.2	2:34.922	
4	48.234	114.9	1:19.585	131.1	In		2:44.234	P	9	47.181	126.4	1:16.284	133.4	29.090	91.2	2:32.555	
5	Out	65.5	1:40.249	89.0	34.673	84.8	5:02.911	P	10								

21 Dodd / Dodd (C3) — Jaguar E-type

lap	Sect-1	Speed	Sect-2	Speed	Sect-3	Speed	Laptime	Pit	lap	Sect-1	Speed	Sect-2	Speed	Sect-3	Speed	Laptime	Pit
1	Out	92.1	1:18.535	138.9	29.685	91.2	2:33.542		6	47.701	108.4	1:15.280	139.2	28.637	91.3	2:31.618	
2	45.831	118.6	1:13.549	139.8	27.973	89.1	2:27.353		7	46.595	116.5	1:18.121	137.0	28.430	93.5	2:33.146	
3	45.443	119.8	1:14.026	141.0	27.912	92.3	2:27.381		8	46.670	103.4	1:17.246	137.2	28.733	92.7	2:32.649	
4	45.705	115.9	1:17.644	130.3	In		2:35.353	P	9	46.250	122.7	1:14.277	139.5	28.023	94.5	2:28.550	
5	Out	26.9	2:22.755	81.7	39.092	90.6	5:57.009	P	10	45.903	124.7	1:14.724	139.5	28.423	92.8	2:29.050	

23 Whight / Fenn (CLP) — Lotus Elan 26R

lap	Sect-1	Speed	Sect-2	Speed	Sect-3	Speed	Laptime	Pit	lap	Sect-1	Speed	Sect-2	Speed	Sect-3	Speed	Laptime	Pit
1	Out	102.9	1:18.829	122.5	29.405	84.4	2:33.045		6	50.435	110.2	1:21.121	127.3	30.075	83.3	2:41.631	
2	47.850	110.9	1:16.069	123.6	28.677	86.6	2:32.596		7	49.051	109.5	1:20.317	122.5	30.054	88.4	2:39.422	
3	48.092	112.0	1:16.673	123.8	29.241	88.1	2:34.006		8	51.047	102.0	1:18.004	126.4	29.933	88.4	2:38.984	
4	47.990	113.6	1:18.452	125.9	In		2:41.945	P	9	48.758	115.9	1:18.492	126.1	30.137	88.4	2:37.387	
5	Out	71.3	1:39.334	97.8	35.226	81.1	4:49.232	P	10								

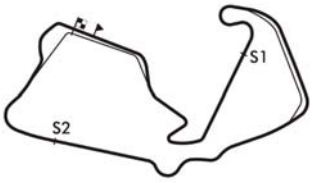

Session Start: 16:03:33 - Finish: 16:30:33
Weather/Track Conditions: Overcast / Dry
Circuit: Silverstone Historic Grand Prix
Track Length: 5.857 Km - 3.6394 miles
Printed: 20-07-2018 - 16:34

MST
Results: www.mstworld.com. Live Timing: https://livetiming.getraceresults.com/mst. Email: timing@mstworld.com

Silverstone Classic - 20 - 22 Jul 2018

International Trophy For Classic GT Cars (Pre '66)

Qualifying for Race 9 - Sector Analysis

25 John Burton (B2) — Jaguar E-type

lap	Sect-1	Speed	Sect-2	Speed	Sect-3	Speed	Laptime	Pit
1	Out	102.0	1:22.690	121.1	32.029	81.2	2:41.930	
2	51.089	106.0	1:21.631	122.2	30.805	81.7	2:43.525	
3	51.776	111.7	1:21.478	123.1	30.131	84.5	2:43.385	
4	50.113	112.2	1:21.457	123.8	30.858	79.2	2:42.428	
5	50.405	107.2	1:38.215	92.1	In		3:14.256	P
6	Out	111.7	1:21.297	122.7	30.651	80.2	5:39.768	P
7	50.434	112.6	1:22.990	122.5	31.057	82.1	2:44.481	
8	51.085	110.2	1:22.046	122.5	30.713	82.0	2:43.844	
9	51.345	111.1	1:21.086	124.5	30.514	84.0	2:42.945	
10								

29 Ahlers / Bellinger (C2) — Morgan Plus 4 SLR

lap	Sect-1	Speed	Sect-2	Speed	Sect-3	Speed	Laptime	Pit
1	Out	103.6	1:19.863	122.5	29.084	85.3	2:33.046	
2	48.991	111.8	1:18.771	125.2	30.126	86.1	2:37.888	
3	49.507	114.9	1:18.223	124.7	28.909	86.8	2:36.639	
4	47.970	115.3	1:19.282	126.1	28.646	85.7	2:35.898	
5	48.315	104.9	1:37.579	73.1	In		3:20.979	P
6	Out	104.0	1:20.847	126.1	29.710	85.6	4:03.437	P
7	49.647	114.5	1:18.894	124.7	30.446	84.8	2:38.987	
8	50.304	105.7	1:22.376	103.4	In		2:54.314	P

30 Attard / Jackson (C3) — Chevrolet Corvette Stingray

lap	Sect-1	Speed	Sect-2	Speed	Sect-3	Speed	Laptime	Pit
1							2:34.798	
2							2:33.108	
3							2:40.213	
4							3:13.651	
5			In		In		5:11.720	P
6							2:40.783	
7							2:37.562	
8							2:37.886	

32 John Spiers (C3) — TVR Griffith

lap	Sect-1	Speed	Sect-2	Speed	Sect-3	Speed	Laptime	Pit
1	Out	92.6	1:19.176	136.7	29.931	90.7	2:37.393	
2	45.465	127.6	1:13.503	142.2	27.748	92.3	2:26.716	
3	45.795	120.5	1:15.061	130.8	28.505	92.8	2:29.361	
4	45.690	124.0	1:17.282	136.4	29.252	91.8	2:32.224	
5	46.166	115.3	1:32.791	89.1	34.214	76.5	2:53.171	
6	50.990	107.9	1:51.920	60.7	39.179	76.0	3:22.089	
7	47.936	115.5	1:15.445	122.7	28.342	92.3	2:31.723	
8	45.535	124.3	1:45.091	136.1	28.667	92.9	2:59.293	
9	45.782	116.9	1:15.491	142.5	27.692	94.8	2:28.965	
10	45.257	122.5	1:13.752	145.3	27.847	91.1	2:26.856	

34 Karl Wetherell (C2) — Triumph TR4

lap	Sect-1	Speed	Sect-2	Speed	Sect-3	Speed	Laptime	Pit
1	Out	94.4	1:24.828	112.6	33.222	76.2	2:46.737	
2	52.845	105.5	1:21.691	112.0	30.780	80.8	2:45.316	
3	51.731	103.2	1:20.881	112.4	30.569	79.6	2:43.181	
4	51.721	99.3	1:23.614	112.0	33.088	67.9	2:48.423	
5	1:14.878	21.9	2:21.787	71.5	37.968	74.8	4:14.633	
6	52.931	103.7	1:22.161	113.9	30.299	80.2	2:45.391	
7	51.516	105.4	1:23.512	113.4	30.130	80.5	2:45.158	
8	51.462	104.2	1:21.653	114.5	30.938	79.4	2:44.053	
9	51.795	106.2	1:22.278	113.2	30.450	79.4	2:44.523	
10								

35 Smart / Hancock (C3) — Ford Shelby Mustang GT350

lap	Sect-1	Speed	Sect-2	Speed	Sect-3	Speed	Laptime	Pit
1	Out	109.5	1:22.104	112.8	34.243	79.3	2:44.636	
2	50.540	106.9	1:20.307	129.8	31.180	78.2	2:42.027	
3	50.107	108.2	1:20.573	128.6	31.395	77.5	2:42.075	
4	50.251	111.3	1:26.385	122.2	In		2:50.028	P
5	Out	81.0	1:27.060	125.4	33.064	85.4	5:05.607	P
6	49.919	117.5	1:19.725	131.3	30.898	86.1	2:40.542	
7	54.159	105.5	1:21.406	126.1	31.236	86.6	2:46.801	
8	51.054	113.4	1:19.928	126.4	30.836	86.4	2:41.818	
9	49.460	113.4	1:19.371	130.8	31.121	80.4	2:39.952	
10								

41 Pietro Vergnano (C1) — Porsche 911

lap	Sect-1	Speed	Sect-2	Speed	Sect-3	Speed	Laptime	Pit
1	Out	93.5	1:28.729	114.5	32.152	72.7	2:49.656	
2	53.526	99.6	1:24.879	114.3	32.164	76.3	2:50.569	
3	53.592	103.7	1:26.256	118.6	32.122	76.8	2:51.970	
4	52.538	106.5	1:34.867	100.3	In		3:06.834	P
5	Out	76.9	1:24.988	117.9	31.927	79.0	4:59.303	P
6	52.747	104.9	1:24.338	118.6	31.900	74.0	2:48.985	
7	52.469	108.8	1:24.116	117.7	33.056	70.9	2:49.641	
8	53.361	101.4	1:24.725	116.9	31.713	78.7	2:49.799	

44 Clark / Shuckburgh (CLP) — Porsche 904/6

lap	Sect-1	Speed	Sect-2	Speed	Sect-3	Speed	Laptime	Pit
1	Out	116.3	1:19.062	127.1	30.803	84.1	2:33.363	
2	49.341	118.1	1:19.380	125.2	30.182	84.8	2:38.903	
3	48.632	115.9	1:18.247	128.3	29.621	86.6	2:36.500	
4	59.500	80.5	1:40.277	98.7	In		3:19.720	P
5	Out	99.7	1:21.088	128.8	30.200	87.2	4:58.996	P
6	48.678	115.5	1:17.382	129.1	30.247	83.6	2:36.307	
7	48.412	114.7	1:18.357	128.1	30.472	86.8	2:37.241	
8	48.909	115.1	1:17.789	129.8	29.678	87.5	2:36.376	
9	48.599	116.5	1:17.763	129.1	29.695	87.2	2:36.057	
10								

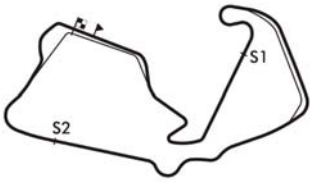

Session Start: 16:03:33 - Finish: 16:30:33
Weather/Track Conditions: Overcast / Dry
Circuit: Silverstone Historic Grand Prix
Track Length: 5.857 Km - 3.6394 miles
Printed: 20-07-2018 - 16:34

MST
Results: www.mstworld.com. Live Timing: https://livetiming.getraceresults.com/mst. Email: timing@mstworld.com

Silverstone Classic - 20 - 22 Jul 2018

International Trophy For Classic GT Cars (Pre '66)

Qualifying for Race 9 - Sector Analysis

46 Mike Whitaker (C3) — TVR Griffith

lap	Sect-1	Speed	Sect-2	Speed	Sect-3	Speed	Laptime	Pit	lap	Sect-1	Speed	Sect-2	Speed	Sect-3	Speed	Laptime	Pit
1	Out	90.2	1:21.970	136.4	28.686	91.6	2:34.252		6	46.478	110.9	1:14.015	137.0	27.951	90.1	2:28.444	
2	45.966	118.1	1:13.445	141.9	27.970	90.6	2:27.381		7	46.641	118.8	1:17.387	149.5	27.525	91.1	2:31.553	
3	46.563	110.2	1:14.496	115.9	29.708	93.7	2:30.767		8	46.175	109.5	1:14.750	145.9	28.608	88.5	2:29.533	
4	44.856	120.7	1:15.415	117.3	In		2:34.905	P	9	45.405	121.1	1:13.871	146.5	28.769	94.4	2:28.045	
5	Out	22.9	2:21.931	67.6	35.403	89.1	5:55.315	P	10	45.515	122.5	1:13.586	147.8	28.915	81.7	2:28.016	

52 Ron Maydon (CLP) — Ginetta G4R

lap	Sect-1	Speed	Sect-2	Speed	Sect-3	Speed	Laptime	Pit	lap	Sect-1	Speed	Sect-2	Speed	Sect-3	Speed	Laptime	Pit
1	Out	109.7	1:19.495	125.0	29.156	87.6	2:35.219		6	Out	81.5	1:27.021	121.6	29.584	88.5	3:25.321	P
2	46.969	119.8	1:16.841	125.2	29.670	86.3	2:33.480		7	47.019	122.2	1:15.585	127.8	28.020	89.4	2:30.624	
3	52.088	107.0	1:17.334	127.1	28.613	86.3	2:38.035		8	48.184	121.1	1:18.996	127.3	28.549	84.5	2:35.729	
4	46.971	119.6	1:17.757	126.1	28.555	88.8	2:33.283		9	48.143	117.5	1:17.245	103.2	29.667	87.5	2:35.055	
5	47.956	112.2	1:37.365	76.4	In		3:17.957	P	10	47.008	120.3	1:15.942	127.1	28.430	90.1	2:31.380	

53 Pearson / Pearson (C3) — Jaguar E-type

lap	Sect-1	Speed	Sect-2	Speed	Sect-3	Speed	Laptime	Pit	lap	Sect-1	Speed	Sect-2	Speed	Sect-3	Speed	Laptime	Pit
1	Out	111.1	1:18.157	132.6	29.054	87.3	2:30.473		6	Out	99.9	1:19.527	134.8	28.494	85.5	3:45.626	P
2	47.252	117.7	1:18.594	131.8	29.142	89.5	2:34.988		7	46.435	123.1	1:14.613	135.3	27.771	90.4	2:28.819	
3	46.810	120.9	1:16.327	134.2	29.561	89.8	2:32.698		8	46.000	120.7	1:15.482	134.8	27.747	91.2	2:29.229	
4	46.887	125.0	1:17.374	134.5	28.127	89.8	2:32.388		9	45.993	122.2	1:14.611	133.7	28.428	90.7	2:29.032	
5	47.786	112.8	1:38.024	76.3	In		3:08.755	P	10	45.803	120.7	1:13.934	135.8	28.433	88.4	2:28.170	

55 Melling / Minshaw (C3) — Jaguar E-type

lap	Sect-1	Speed	Sect-2	Speed	Sect-3	Speed	Laptime	Pit	lap	Sect-1	Speed	Sect-2	Speed	Sect-3	Speed	Laptime	Pit
1	Out	99.4	1:21.734	108.1	32.036	84.1	2:41.117		6	Out	85.4	1:16.090	142.5	29.513	89.1	4:16.451	P
2	51.471	97.4	1:20.528	122.0	31.726	82.5	2:43.725		7	46.323	117.7	1:14.425	141.3	28.909	89.6	2:29.657	
3	50.645	106.0	1:21.226	123.4	31.141	85.5	2:43.012		8	45.935	126.1	1:13.771	140.4	27.866	86.5	2:27.572	
4	49.248	114.1	1:20.266	121.1	31.002	84.4	2:40.516		9	46.008	126.1	1:14.596	139.5	28.116	88.0	2:28.720	
5	51.913	100.0	1:36.383	73.7	In		3:21.854	P	10	49.164	100.6	1:28.723	126.9	In		2:55.653	P

60 Sander van Gils (CLP) — Lotus Elan

lap	Sect-1	Speed	Sect-2	Speed	Sect-3	Speed	Laptime	Pit	lap	Sect-1	Speed	Sect-2	Speed	Sect-3	Speed	Laptime	Pit
1	Out	81.0	1:23.568	124.3	29.582	85.8	2:44.270		5	Out	112.2	1:19.387	124.5	28.602	89.4	10:12.038	P
2	48.565	100.6	1:17.709	125.7	30.120	87.0	2:36.394		6	48.162	116.3	1:18.409	122.0	28.787	88.5	2:35.358	
3	47.839	113.7	1:17.000	124.3	29.254	87.3	2:34.093		7	1:03.360	97.0	1:18.474	125.0	29.466	83.3	2:51.300	
4	47.815	110.0	1:54.140	103.6	In		3:15.222	P	8								

61 Orebi Gann / Bell (C2) — Morgan Plus 4 SLR

lap	Sect-1	Speed	Sect-2	Speed	Sect-3	Speed	Laptime	Pit	lap	Sect-1	Speed	Sect-2	Speed	Sect-3	Speed	Laptime	Pit
1	Out	103.7	1:22.408	120.9	32.558	81.0	2:45.308		6	53.426	102.3	1:23.408	120.7	31.167	79.6	2:48.001	
2	52.216	110.9	1:22.845	119.0	31.139	83.1	2:46.200		7	53.367	100.3	1:23.252	121.4	31.438	81.0	2:48.057	
3	54.759	103.4	1:23.338	118.6	32.355	81.0	2:50.452		8	51.681	108.1	1:23.441	120.9	31.409	79.6	2:46.531	
4	52.277	110.7	1:24.774	121.1	In		2:54.578	P	9	51.866	108.9	1:23.575	118.4	31.409	82.2	2:46.850	
5	Out	72.2	1:39.658	93.9	34.647	77.7	5:04.405	P	10								

63 Tromans / Reichman (CLP) — Lotus Elan 26R

lap	Sect-1	Speed	Sect-2	Speed	Sect-3	Speed	Laptime	Pit	lap	Sect-1	Speed	Sect-2	Speed	Sect-3	Speed	Laptime	Pit
1	Out	92.6	1:26.322	108.9	33.083	83.6	2:48.619		5	1:21.733	28.0	2:22.317	87.2	In		4:33.616	P
2	50.507	113.9	1:21.115	121.1	32.116	77.3	2:43.738		6	Out	113.4	1:19.877	123.6	31.083	83.8	4:06.807	P
3	50.921	106.2	1:21.620	116.9	32.310	78.8	2:44.851		7	50.617	108.8	1:19.061	120.3	29.655	84.9	2:39.333	
4	52.814	100.0	1:26.557	120.5	32.740	76.7	2:52.111		8	48.863	115.9	1:19.415	122.7	30.927	79.0	2:39.205	

70 Attwood / Bradshaw (C1) — Porsche 911

lap	Sect-1	Speed	Sect-2	Speed	Sect-3	Speed	Laptime	Pit	lap	Sect-1	Speed	Sect-2	Speed	Sect-3	Speed	Laptime	Pit
1	Out	94.0	1:27.066	106.4	32.442	77.1	2:50.036		5	Out	101.7	1:25.769	106.7	31.472	76.6	5:24.947	P
2	54.054	99.3	1:26.687	103.2	32.447	75.6	2:53.188		6	53.165	101.8	1:27.214	108.2	31.546	78.2	2:51.925	
3	54.523	95.7	1:27.012	106.2	32.123	74.8	2:53.658		7	52.237	100.5	1:24.976	108.1	31.330	76.7	2:48.543	
4	54.522	98.3	1:36.236	90.3	In		3:10.777	P	8	51.980	102.1	1:25.080	108.2	30.926	77.6	2:47.986	

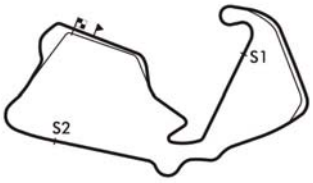

Session Start: 16:03:33 - Finish: 16:30:33
Weather/Track Conditions: Overcast / Dry
Circuit: Silverstone Historic Grand Prix
Track Length: 5.857 Km - 3.6394 miles
Printed: 20-07-2018 - 16:34

MST
Results: www.mstworld.com. Live Timing: https://livetiming.getraceresults.com/mst. Email: timing@mstworld.com

Silverstone Classic - 20 - 22 Jul 2018

International Trophy For Classic GT Cars (Pre '66)

Qualifying for Race 9 - Sector Analysis

71 Roger Wills (C3) — Bizzarrini 5300 GT

lap	Sect-1	Speed	Sect-2	Speed	Sect-3	Speed	Laptime	Pit	lap	Sect-1	Speed	Sect-2	Speed	Sect-3	Speed	Laptime	Pit
1	Out	113.7	1:16.420	131.8	29.222	90.1	2:28.503		6	45.955	124.5	1:13.192	137.8	28.759	88.5	2:27.906	
2	46.295	118.4	1:13.292	134.2	28.509	90.7	2:28.096		7	46.567	121.4	1:13.989	133.7	28.639	90.9	2:29.195	
3	49.439	110.4	1:15.689	118.4	In		2:37.393	P	8	47.464	116.9	1:14.097	133.4	29.243	91.3	2:30.804	
4	Out	115.5	1:32.853	97.3	In		5:17.693	P	9	45.952	121.1	1:13.105	139.5	28.375	90.1	2:27.432	
5	Out	99.3	1:16.357	133.4	28.430	90.9	4:52.995	P	10								

72 Jamie Boot (C3) — TVR Griffith

lap	Sect-1	Speed	Sect-2	Speed	Sect-3	Speed	Laptime	Pit	lap	Sect-1	Speed	Sect-2	Speed	Sect-3	Speed	Laptime	Pit
1	Out	99.6	1:22.106	122.5	31.622	80.9	2:40.444		6	49.383	114.1	1:16.987	130.8	29.750	83.8	2:36.120	
2	49.311	107.7	1:18.470	131.8	29.994	84.3	2:37.775		7	48.329	117.3	1:21.336	131.6	29.920	87.3	2:39.585	
3	48.196	115.1	1:16.714	133.9	29.539	84.7	2:34.449		8	47.564	109.3	1:16.755	134.5	29.236	83.6	2:33.555	
4	47.944	114.1	1:22.560	118.4	32.625	75.7	2:43.129		9	46.952	118.1	1:16.025	135.8	28.958	86.9	2:31.935	
5	1:03.110	26.4	2:19.904	75.1	37.389	79.0	4:00.403		10								

75 Angle / Angle (CLP) — Lotus Elan

lap	Sect-1	Speed	Sect-2	Speed	Sect-3	Speed	Laptime	Pit	lap	Sect-1	Speed	Sect-2	Speed	Sect-3	Speed	Laptime	Pit
1	Out	88.1	1:26.637	110.0	32.274	78.7	2:53.534		5	51.781	109.5	1:20.754	123.8	31.524	78.9	2:44.059	
2	52.056	107.2	1:23.797	117.7	32.032	80.0	2:47.885		6	50.092	109.8	1:20.054	124.7	30.506	86.6	2:40.652	
3	50.267	106.9	1:36.455	96.8	36.585	66.8	3:03.307		7	50.142	114.7	1:18.162	123.8	31.154	83.7	2:39.458	
4	1:01.115	79.1	1:41.141	86.7	36.365	76.5	3:18.621		8	48.842	114.7	1:18.958	125.4	29.805	87.4	2:37.605	

77 Robin Ellis (CLP) — Lotus Elan 26R

lap	Sect-1	Speed	Sect-2	Speed	Sect-3	Speed	Laptime	Pit	lap	Sect-1	Speed	Sect-2	Speed	Sect-3	Speed	Laptime	Pit
1	Out	111.3	1:19.035	122.2	29.335	87.7	2:32.818		6	49.020	109.7	1:16.895	125.9	28.883	88.5	2:34.798	
2	48.361	117.3	1:17.164	124.5	30.439	83.3	2:35.964		7	48.490	114.3	1:19.979	124.0	28.768	88.9	2:37.237	
3	49.979	112.4	1:22.481	95.3	29.767	87.3	2:42.227		8	48.054	116.1	1:19.607	110.0	29.290	87.8	2:36.951	
4	48.559	114.3	1:22.961	102.1	31.917	65.9	2:43.437		9	49.270	110.2	1:17.530	123.6	28.971	87.7	2:35.771	
5	1:22.613	25.2	2:21.457	78.6	36.897	83.5	4:20.967		10								

78 Galliers-Pratt / Cussons (C1) — Porsche 911

lap	Sect-1	Speed	Sect-2	Speed	Sect-3	Speed	Laptime	Pit	lap	Sect-1	Speed	Sect-2	Speed	Sect-3	Speed	Laptime	Pit
1							2:55.841		4			In		In		7:20.118	P
2							2:56.220		5							2:56.023	
3							3:09.478		6							2:53.068	

79 Martin / Haddon (CLP) — Lotus Elan 26R

lap	Sect-1	Speed	Sect-2	Speed	Sect-3	Speed	Laptime	Pit	lap	Sect-1	Speed	Sect-2	Speed	Sect-3	Speed	Laptime	Pit
1	Out	109.1	2:09.745	118.1	33.717	65.9	3:32.469		4	46.874	119.4	1:15.756	127.1	28.728	89.0	2:31.358	
2	54.439	94.5	1:29.612	81.0			3:15.133		5	47.835	114.1	1:15.661	126.6	28.352	90.2	2:31.848	
3	Out	105.7	1:16.770	127.6	28.583	88.8	9:20.082	P	6	47.007	119.4	1:16.061	113.9	In		2:34.168	P

81 David Tomlin (CLP) — Lotus Elan

lap	Sect-1	Speed	Sect-2	Speed	Sect-3	Speed	Laptime	Pit	lap	Sect-1	Speed	Sect-2	Speed	Sect-3	Speed	Laptime	Pit
1	Out	108.8	1:18.583	125.4	30.444	86.3	2:34.883		6	Out	70.0	1:24.694	127.3	28.445	85.3	3:56.880	P
2	48.820	117.3	1:16.605	124.0	28.868	88.2	2:34.293		7	47.644	119.4	1:15.835	125.9	28.474	84.0	2:31.953	
3	49.553	111.3	1:17.403	124.3	28.641	82.5	2:35.597		8	48.076	114.9	1:15.952	127.8	28.680	87.5	2:32.708	
4	48.066	117.1	1:16.336	125.4	28.403	85.5	2:32.805		9	47.929	119.6	1:18.270	124.5	28.102	86.7	2:34.301	
5	48.209	117.1	1:46.979	73.1	In		3:16.289	P	10	47.422	119.2	1:16.244	125.9	27.872	85.8	2:31.538	

88 John Davison (C3) — TVR Griffith

lap	Sect-1	Speed	Sect-2	Speed	Sect-3	Speed	Laptime	Pit	lap	Sect-1	Speed	Sect-2	Speed	Sect-3	Speed	Laptime	Pit
1	Out	108.9	1:18.823	90.6	31.448	88.7	2:33.538		6	54.070	90.6	1:46.453	75.1	36.319	87.2	3:16.842	
2	45.645	124.5	1:14.379	137.8	28.569	92.6	2:28.593		7	52.893	77.9	1:16.964	135.8	29.049	84.2	2:38.906	
3	45.201	122.2	1:12.796	136.7	28.447	90.2	2:26.444		8	46.755	120.7	1:16.731	112.6	29.628	89.8	2:33.114	
4	45.630	123.6	1:12.682	129.1	28.356	90.7	2:26.668		9	45.697	120.5	1:26.251	71.4	32.142	90.4	2:44.090	
5	48.238	112.2	1:33.317	75.4	35.031	77.1	2:56.586		10	45.182	126.1	1:13.195	131.3	28.545	91.6	2:26.922	

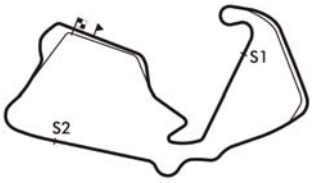

Session Start: 16:03:33 - Finish: 16:30:33
Weather/Track Conditions: Overcast / Dry
Circuit: Silverstone Historic Grand Prix
Track Length: 5.857 Km - 3.6394 miles
Printed: 20-07-2018 - 16:34

MST
Results: www.mstworld.com. Live Timing: https://livetiming.getraceresults.com/mst. Email: timing@mstworld.com

Silverstone Classic - 20 - 22 Jul 2018

International Trophy For Classic GT Cars (Pre '66)

Qualifying for Race 9 - Sector Analysis

89 Wrigley/Clark (C3) — Jaguar E-type

lap	Sect-1	Speed	Sect-2	Speed	Sect-3	Speed	Laptime	Pit
1	Out	115.3	1:18.356	129.1	30.289	88.7	2:32.881	
2	48.123	113.9	1:16.694	127.6	29.718	88.7	2:34.535	
3	47.942	113.9	1:17.056	127.8	29.420	84.1	2:34.418	
4	47.511	112.4	1:16.694	131.6	29.183	88.9	2:33.388	
5	49.492	109.8	1:46.878	72.9	In		3:18.953	P
6	Out	88.8	1:24.276	125.2	30.733	85.5	4:22.794	P
7	50.035	113.9	1:19.021	124.0	30.279	86.7	2:39.335	
8	50.309	111.5	1:20.203	122.0	31.138	74.8	2:41.650	
9	50.176	106.4	1:21.373	122.9	30.503	83.2	2:42.052	
10								

92 Thomas/Lockie (C3) — Jaguar E-type

lap	Sect-1	Speed	Sect-2	Speed	Sect-3	Speed	Laptime	Pit
1	Out	117.5	1:15.670	130.8	30.433	93.1	2:29.511	
2	45.720	125.2	1:13.731	130.1	27.920	92.4	2:27.371	
3	45.621	124.7	1:14.177	126.4	28.107	91.6	2:27.905	
4	45.735	125.4	1:18.602	123.1	29.461	91.1	2:33.798	
5	45.694	126.9	1:35.129	85.1	In		3:01.376	P
6	Out	81.0	1:24.527	131.3	28.838	92.1	4:27.423	P
7	46.371	122.7	1:15.071	131.8	28.127	89.2	2:29.569	
8	46.078	124.5	1:18.363	96.0	32.077	91.4	2:36.518	
9	46.020	125.0	1:13.855	131.1	28.059	92.9	2:27.934	
10	45.519	125.0	1:14.293	132.9	28.709	81.3	2:28.521	

94 Gans/Wolfe (C3) — AC Cobra

lap	Sect-1	Speed	Sect-2	Speed	Sect-3	Speed	Laptime	Pit
1	Out	91.4	1:18.974	128.6	30.175	92.2	2:39.396	
2	45.477	133.2	1:11.665	145.9	28.248	94.0	2:25.390	
3	44.837	131.6	1:12.099	144.0	27.945	89.1	2:24.881	
4	46.744	115.3	1:18.015	138.4	In		2:36.567	P
5	Out	26.4	2:23.291	71.3	39.599	89.2	6:00.445	P
6	47.190	107.7	1:15.372	136.1	29.031	86.5	2:31.593	
7	47.113	114.5	1:15.680	134.5	28.224	91.8	2:31.017	
8	47.072	124.7	1:14.064	135.6	28.884	83.8	2:30.020	
9	46.682	124.3	1:14.194	135.6	29.702	90.4	2:30.578	
10	47.203	119.8	1:14.646	135.6	28.596	89.7	2:30.445	

95 Timothy De Silva (C3) — Jaguar E-type

lap	Sect-1	Speed	Sect-2	Speed	Sect-3	Speed	Laptime	Pit
1	Out	111.1	1:19.700	128.8	29.331	88.0	2:33.400	
2	48.770	110.4	1:16.262	129.1	29.633	82.5	2:34.665	
3	48.172	119.8	1:16.473	131.6	28.745	89.0	2:33.390	
4	47.246	116.7	1:16.941	130.3	29.177	82.6	2:33.364	
5	47.482	114.9	1:26.054	87.2	34.899	61.3	2:48.435	
6	59.656	75.8	1:37.962	97.5	34.127	78.2	3:11.745	
7	48.845	115.1	1:16.685	127.8	28.799	89.1	2:34.329	
8	47.193	117.7	1:17.294	131.6	28.633	89.4	2:33.120	
9	46.635	121.8	1:16.493	130.6	29.061	84.8	2:32.189	
10	47.213	111.5	1:16.675	132.4	29.064	87.5	2:32.952	

97 Aaron Head (CLP) — Lotus Elan

lap	Sect-1	Speed	Sect-2	Speed	Sect-3	Speed	Laptime	Pit
1	Out	113.4	1:17.396	125.2	28.757	88.1	2:30.632	
2	46.522	118.1	1:14.563	125.7	28.506	88.3	2:29.591	

99 Dan Gibson (C3) — Shelby Daytona Cobra

lap	Sect-1	Speed	Sect-2	Speed	Sect-3	Speed	Laptime	Pit
1	Out	120.1	1:14.771	120.9	29.721	91.3	2:27.592	
2	46.178	120.7	1:14.236	139.8	29.383	86.3	2:29.797	
3	46.733	122.2	1:15.252	141.3	29.090	86.8	2:31.075	
4	45.597	126.9	1:14.601	139.5	28.022	92.1	2:28.220	
5	45.368	130.6	1:43.994	81.1	In		3:08.492	P
6	Out	126.4	1:14.509	141.9	27.974	91.8	4:20.195	P
7	45.523	131.8	1:12.573	143.4	28.511	88.1	2:26.607	
8	47.924	127.6	1:14.329	144.9	28.678	82.7	2:30.931	
9	46.461	130.1	1:12.258	143.1	27.658	91.1	2:26.377	
10	46.834	128.1	1:46.866	141.0	27.976	91.3	3:01.676	

107 Burnett/Swift (C1) — Ogle SX1000

lap	Sect-1	Speed	Sect-2	Speed	Sect-3	Speed	Laptime	Pit
1	Out	96.3	1:27.814	100.3	34.628	81.4	2:51.688	
2	53.672	90.9	1:24.785	100.9	32.266	82.3	2:50.723	
3	50.803	96.7	1:23.217	114.9	32.346	79.4	2:46.366	
4	56.798	70.6	1:58.509	50.4	In		3:51.025	P
5	Out	103.1	1:21.238	113.4	30.407	83.3	6:48.548	P
6	51.471	106.2	1:19.618	116.1	30.013	82.6	2:41.102	
7	49.271	110.0	1:19.830	114.7	29.284	83.2	2:38.385	
8	54.637	80.0	1:34.252	86.8	In		3:12.826	P

123 Ryan Hooker (C1) — MG B

lap	Sect-1	Speed	Sect-2	Speed	Sect-3	Speed	Laptime	Pit
1	Out	92.7	1:25.836	103.7	31.466	80.1	2:48.803	
2	54.396	96.3	1:25.695	102.0	31.384	83.1	2:51.475	
3	51.739	97.0	1:23.026	105.5	30.530	79.5	2:45.295	
4	56.889	81.0	1:41.841	79.0	In		3:17.866	P

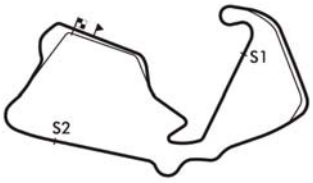

Session Start: 16:03:33 - Finish: 16:30:33
Weather/Track Conditions: Overcast / Dry
Circuit: Silverstone Historic Grand Prix
Track Length: 5.857 Km - 3.6394 miles
Printed: 20-07-2018 - 16:34

MST
Results: www.mstworld.com. Live Timing: https://livetiming.getraceresults.com/mst. Email: timing@mstworld.com

Silverstone Classic - 20 - 22 Jul 2018

International Trophy For Classic GT Cars (Pre '66)

Qualifying for Race 9 - Sector Analysis

127 Ziegler / Stretton (C3) — Jaguar E-type

lap	Sect-1	Speed	Sect-2	Speed	Sect-3	Speed	Laptime	Pit	lap	Sect-1	Speed	Sect-2	Speed	Sect-3	Speed	Laptime	Pit
1	Out	110.9	1:16.805	134.2	28.554	91.2	2:29.905		6	Out	84.1	1:25.750	129.6	30.482	88.3	4:18.570	P
2	48.337	118.1	1:15.871	131.3	28.780	90.6	2:32.988		7	49.246	101.5	1:19.249	132.6	29.975	89.1	2:38.470	
3	46.964	123.1	1:14.919	134.2	28.948	91.9	2:30.831		8	49.059	116.5	1:19.168	133.2	30.574	88.3	2:38.801	
4	47.080	119.0	1:15.973	133.2	28.022	84.6	2:31.075		9	49.732	115.3	1:18.169	128.3	30.024	86.0	2:37.925	
5	47.746	121.8	1:31.058	94.9	In		2:59.393	P	10	48.941	118.4	1:17.909	133.2	29.644	89.6	2:36.494	

133 Bell / Welch (C2) — Austin Healey 3000

lap	Sect-1	Speed	Sect-2	Speed	Sect-3	Speed	Laptime	Pit	lap	Sect-1	Speed	Sect-2	Speed	Sect-3	Speed	Laptime	Pit
1	Out	104.9	1:19.216	120.1	31.607	86.5	2:35.844		6	Out	106.0	1:21.900	114.3	31.839	85.1	4:04.818	P
2	49.024	115.5	1:19.055	123.4	29.257	85.7	2:37.336		7	50.273	113.0	1:22.822	119.0	30.521	85.1	2:43.616	
3	48.656	113.9	1:19.233	124.3	29.372	87.8	2:37.261		8	50.697	105.4	1:22.813	119.6	31.681	84.3	2:45.191	
4	51.202	107.4	1:19.751	123.4	29.189	86.6	2:40.142		9	50.511	100.6	1:21.198	121.4	30.680	84.6	2:42.389	
5	51.421	107.9	1:37.275	92.8	In		3:15.060	P	10								

134 Cole / Stanley (C1) — MGB

lap	Sect-1	Speed	Sect-2	Speed	Sect-3	Speed	Laptime	Pit	lap	Sect-1	Speed	Sect-2	Speed	Sect-3	Speed	Laptime	Pit
1	Out	100.8	1:23.135	115.5	30.419	84.3	2:40.384		6	Out	90.4	1:21.790	115.5	30.591	81.9	5:25.971	P
2	49.450	108.1	1:19.844	115.3	30.292	82.4	2:39.586		7	50.554	105.5	1:21.328	115.9	30.525	84.1	2:42.407	
3	49.726	107.5	1:19.662	115.3	29.556	83.0	2:38.944		8	50.047	108.4	1:24.707	114.7	29.806	83.8	2:44.560	
4	49.350	106.9	1:20.061	115.3	29.497	83.9	2:38.908		9	50.507	108.6	1:20.986	115.3	29.698	84.2	2:41.191	
5	49.381	107.4	1:49.225	74.6	In		3:17.318	P	10								

141 Steve Jones (C1) — Porsche 911

lap	Sect-1	Speed	Sect-2	Speed	Sect-3	Speed	Laptime	Pit	lap	Sect-1	Speed	Sect-2	Speed	Sect-3	Speed	Laptime	Pit
1	Out	104.4	1:27.658	112.0	33.014	73.1	2:52.755		5	Out	90.3	1:29.276	114.1	32.658	77.9	4:58.621	P
2	56.995	95.6	1:27.361	110.6	33.209	79.3	2:57.565		6	52.965	105.4	1:27.076	113.0	31.982	75.7	2:52.023	
3	52.845	103.1	1:25.388	114.5	32.368	75.3	2:50.601		7	52.784	99.1	1:25.564	114.5	32.318	77.4	2:50.666	
4	52.602	105.2	1:44.649	101.4	In		3:19.842	P	8	52.793	106.9	1:24.613	115.1	31.649	81.6	2:49.055	

144 Pochciol / Hanson (C3) — AC Cobra

lap	Sect-1	Speed	Sect-2	Speed	Sect-3	Speed	Laptime	Pit	lap	Sect-1	Speed	Sect-2	Speed	Sect-3	Speed	Laptime	Pit
1	Out	121.6	1:19.447	110.9	29.146	91.2	2:31.942		6	50.512	115.1	1:19.874	126.9	30.705	81.3	2:41.091	
2	46.723	128.3	1:13.080	142.2	28.459	86.6	2:28.262		7	50.106	118.6	1:20.406	135.0	30.186	89.2	2:40.698	
3	46.486	123.8	1:14.713	141.3	29.752	85.9	2:30.951		8	48.663	118.8	1:21.680	135.0	29.887	85.8	2:40.230	
4	46.002	129.3	1:15.136	140.4	In		2:33.740	P	9	48.775	117.3	1:18.601	140.7	29.043	90.1	2:36.419	
5	Out	110.9	1:23.719	120.7	32.936	79.1	4:23.234	P	10								

151 Yates / Twyman (C3) — AC Cobra

lap	Sect-1	Speed	Sect-2	Speed	Sect-3	Speed	Laptime	Pit	lap	Sect-1	Speed	Sect-2	Speed	Sect-3	Speed	Laptime	Pit
1	Out	95.6	1:22.650	113.7	32.407	78.3	2:42.671		6	Out	114.3	1:21.269	110.2	30.159	87.6	4:17.563	P
2	50.491	109.1	1:19.039	124.7	30.834	83.2	2:40.364		7	47.513	121.4	1:16.672	131.8	28.901	89.4	2:33.086	
3	50.256	116.9	1:19.026	125.7	30.373	85.6	2:39.655		8	47.138	122.5	1:15.983	130.3	28.731	91.1	2:31.852	
4	49.819	115.1	1:21.472	122.0	34.323	68.6	2:45.614		9	46.975	123.6	1:16.418	132.4	29.385	90.0	2:32.778	
5	1:21.162	29.6	2:22.240	77.7	In		4:33.619	P	10								

153 Jake Hill (CLP) — Lotus Elan

lap	Sect-1	Speed	Sect-2	Speed	Sect-3	Speed	Laptime	Pit	lap	Sect-1	Speed	Sect-2	Speed	Sect-3	Speed	Laptime	Pit
1	Out	119.6	1:16.873	126.1	28.466	91.1	2:27.233		6	Out	114.1	1:16.497	128.6	28.250	90.9	3:57.768	P
2	46.683	123.8	1:14.779	127.1	28.757	88.8	2:30.219		7	46.293	120.7	1:13.363	129.8	28.610	89.2	2:28.266	
3	46.030	120.7	1:14.841	129.1	27.636	91.3	2:28.507		8	45.602	122.9	1:13.734	131.3	27.440	89.8	2:26.776	
4	46.359	120.1	1:15.029	129.3	27.851	89.5	2:29.239		9	47.295	122.7	1:18.656	102.8	30.834	90.7	2:36.785	
5	47.271	104.2	1:37.824	76.5	In		3:19.742	P	10	53.167	81.6	1:34.774	92.7	In		3:07.839	P

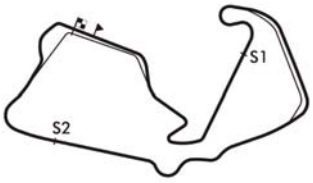

Session Start: 16:03:33 - Finish: 16:30:33
Weather/Track Conditions: Overcast / Dry
Circuit: Silverstone Historic Grand Prix
Track Length: 5.857 Km - 3.6394 miles
Printed: 20-07-2018 - 16:34

MST
Results: www.mstworld.com. Live Timing: https://livetiming.getraceresults.com/mst. Email: timing@mstworld.com

Silverstone Classic - 20 - 22 Jul 2018

International Trophy For Classic GT Cars (Pre '66)

Qualifying for Race 9 - Sector Analysis

176 Hart / Hart (C3) — AC Cobra Daytona Coupe

lap	Sect-1	Speed	Sect-2	Speed	Sect-3	Speed	Laptime	Pit	lap	Sect-1	Speed	Sect-2	Speed	Sect-3	Speed	Laptime	Pit
1	Out	85.4	1:18.585	141.0	28.674	92.2	2:38.170		6	46.777	108.6	1:14.778	140.7	29.526	90.0	2:31.081	
2	44.658	124.3	1:11.722	144.6	27.648	92.3	2:24.028		7	46.183	118.8	1:14.464	140.4	30.050	90.0	2:30.697	
3	44.378	115.3	1:11.684	145.3	27.250	92.8	2:23.312		8	46.771	116.1	1:14.346	140.4	29.408	88.2	2:30.525	
4	47.197	117.5	1:14.320	125.7	In		2:38.530	P	9	46.273	119.8	1:14.202	138.9	29.863	91.7	2:30.338	
5	Out	28.0	2:24.189	73.0	39.837	84.2	6:03.429	P	10	46.946	116.9	1:13.771	142.8	28.331	89.7	2:29.048	

178 Philip Danby (C1) — MGB

lap	Sect-1	Speed	Sect-2	Speed	Sect-3	Speed	Laptime	Pit	lap	Sect-1	Speed	Sect-2	Speed	Sect-3	Speed	Laptime	Pit
1	Out	95.9	1:29.861	103.9	33.529	73.5	2:52.986		5	59.327	72.5	1:38.231	102.6	34.473	76.3	3:12.031	
2	54.743	99.1	1:28.092	104.7	32.600	78.6	2:55.435		6	54.417	98.8	1:25.854	106.9	32.249	75.5	2:52.520	
3	56.177	95.2	1:27.429	107.2	32.428	77.6	2:56.034		7	54.939	95.2	1:26.227	106.2	32.663	75.1	2:53.829	
4	56.437	96.0	1:33.828	99.6	37.283	63.5	3:07.548		8	58.586	83.9	1:32.667	102.0	In		3:09.124	P

185 Stephen Bond (CLP) — Lotus Elan 26R

lap	Sect-1	Speed	Sect-2	Speed	Sect-3	Speed	Laptime	Pit	lap	Sect-1	Speed	Sect-2	Speed	Sect-3	Speed	Laptime	Pit
1	Out	100.9	1:23.771	114.3	30.448	81.2	2:43.449		6	Out	96.8	1:19.222	122.9	30.138	86.1	3:38.316	P
2	52.183	108.4	1:18.697	123.1	29.338	86.6	2:40.218		7	49.475	111.3	1:17.858	125.9	30.115	79.9	2:37.448	
3	49.282	112.4	1:19.097	125.9	30.845	81.7	2:39.224		8	48.903	116.5	1:18.403	124.5	29.047	82.5	2:36.353	
4	49.886	110.7	1:19.101	126.1	29.343	86.9	2:38.330		9	49.155	117.3	1:20.212	124.0	29.554	86.4	2:38.921	
5	54.700	93.5	1:34.063	93.6	In		3:15.533	P	10	52.211	110.7	1:19.931	124.3	29.422	87.8	2:41.564	

191 Roderick Smith (C1) — MGB

lap	Sect-1	Speed	Sect-2	Speed	Sect-3	Speed	Laptime	Pit	lap	Sect-1	Speed	Sect-2	Speed	Sect-3	Speed	Laptime	Pit
1	Out	77.8	1:38.813	87.3	In		3:19.615	P	2	Out	83.1	1:37.525	91.2	33.951	78.6	13:39.344	P

207 Harris / Wilmoth (C2) — Austin Healey 3000

lap	Sect-1	Speed	Sect-2	Speed	Sect-3	Speed	Laptime	Pit	lap	Sect-1	Speed	Sect-2	Speed	Sect-3	Speed	Laptime	Pit
1	Out	109.3	1:23.163	113.6	31.633	81.0	2:38.723		6	49.997	108.2	1:19.887	125.7	30.380	85.7	2:40.264	
2	50.674	114.1	1:20.897	117.9	30.809	83.7	2:42.380		7	48.844	113.6	1:20.546	124.7	29.621	87.0	2:39.011	
3	50.072	114.7	1:21.984	120.5	30.652	85.1	2:42.708		8	48.873	107.7	1:19.257	125.4	29.802	89.2	2:37.932	
4	50.292	110.6	1:26.490	119.0	In		2:55.801	P	9	49.271	113.7	1:18.820	125.7	29.967	88.8	2:38.058	
5	Out	70.2	1:39.596	83.6	35.479	74.5	4:28.267	P	10								

221 Van Lanschot / Greensall (C2) — Austin Healey 3000

lap	Sect-1	Speed	Sect-2	Speed	Sect-3	Speed	Laptime	Pit	lap	Sect-1	Speed	Sect-2	Speed	Sect-3	Speed	Laptime	Pit
1	Out	113.2	1:21.065	123.4	31.345	84.3	2:38.564		6	Out	110.6	1:17.347	125.9	29.140	90.0	4:06.130	P
2	50.049	114.7	1:22.141	123.1	31.648	84.7	2:43.838		7	48.134	113.4	1:18.178	125.9	29.016	87.8	2:35.328	
3	50.960	113.0	1:21.363	123.8	31.465	83.6	2:43.788		8	47.855	115.7	1:26.515	110.2	31.285	86.5	2:45.655	
4	50.572	114.1	1:23.900	124.7	33.762	74.0	2:48.234		9	47.881	114.3	1:17.699	113.4	29.290	88.5	2:34.870	
5	1:21.649	27.0	2:22.244	81.5	In		4:33.933	P	10								

232 Alasdair Coates (C3) — AC Cobra

lap	Sect-1	Speed	Sect-2	Speed	Sect-3	Speed	Laptime	Pit	lap	Sect-1	Speed	Sect-2	Speed	Sect-3	Speed	Laptime	Pit
1	Out	104.2	1:18.080	128.3	30.477	72.2	2:30.954		6	Out	114.7	1:16.088	123.4	29.365	85.7	4:42.459	P
2	49.206	111.3	1:16.498	131.3	30.053	80.3	2:35.757		7	48.423	112.2	1:18.614	118.1	29.198	86.6	2:36.235	
3	47.892	108.2	1:16.372	133.9	29.736	85.5	2:34.000		8	46.845	119.8	1:15.832	132.9	30.741	87.7	2:33.418	
4	48.092	107.0	1:17.071	124.5	29.571	84.3	2:34.734		9	48.661	117.5	1:16.669	129.8	29.725	82.0	2:35.055	
5	1:31.066	28.2	2:24.474	69.3	In		4:48.208	P	10								

247 Bill Shepherd (C3) — Shelby Cobra

lap	Sect-1	Speed	Sect-2	Speed	Sect-3	Speed	Laptime	Pit	lap	Sect-1	Speed	Sect-2	Speed	Sect-3	Speed	Laptime	Pit
1	Out	97.0	1:23.079	125.7	32.003	84.9	2:44.196		6	Out	114.7	1:16.793	138.9	29.108	88.2	4:11.698	P
2	48.344	114.7	1:17.057	129.3	30.106	88.4	2:35.507		7	47.406	126.1	1:36.365	129.1	29.275	89.2	2:53.046	
3	48.219	121.8	1:17.654	122.5	29.880	90.4	2:35.753		8	47.541	123.1	1:15.628	137.0	29.383	90.3	2:32.552	
4	48.613	119.0	1:19.305	137.2	29.813	84.2	2:37.731		9	47.403	124.5	1:15.881	138.1	28.996	89.4	2:32.280	
5	47.990	121.4	1:36.814	71.3	In		3:13.301	P	10								

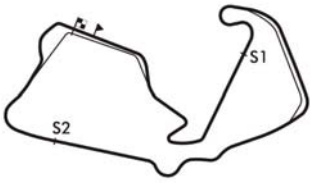

Session Start: 16:03:33 - Finish: 16:30:33
Weather/Track Conditions: Overcast / Dry
Circuit: Silverstone Historic Grand Prix
Track Length: 5.857 Km - 3.6394 miles
Printed: 20-07-2018 - 16:34

MST
Results: www.mstworld.com. Live Timing: https://livetiming.getraceresults.com/mst. Email: timing@mstworld.com

Silverstone Classic - 20 - 22 Jul 2018

International Trophy For Classic GT Cars (Pre '66)

Qualifying for Race 9 - Sector Analysis

261 Binfield / Meaden (C1) — Gilbern 1800GT

lap	Sect-1	Speed	Sect-2	Speed	Sect-3	Speed	Laptime	Pit	lap	Sect-1	Speed	Sect-2	Speed	Sect-3	Speed	Laptime	Pit
1	Out	86.9	1:31.046	96.3	33.490	76.3	2:56.389		5	53.598	99.9	1:26.599	106.7	31.818	78.6	2:52.015	
2	56.346	88.1	1:29.301	102.3	32.178	77.8	2:57.825		6	55.560	99.7	1:26.625	107.7	30.972	79.7	2:53.157	
3	53.767	96.1	1:29.811	91.6	In		2:58.464	P	7	53.899	100.0	1:28.180	106.0	31.154	79.3	2:53.233	
4	Out	79.3	2:16.087	70.3	36.249	77.7	5:32.809	P	8	53.774	99.9	1:25.511	105.4	31.451	80.0	2:50.736	

455 Mark Hope (C1) — MGB

lap	Sect-1	Speed	Sect-2	Speed	Sect-3	Speed	Laptime	Pit	lap	Sect-1	Speed	Sect-2	Speed	Sect-3	Speed	Laptime	Pit
1	Out	94.5	1:26.791	107.4	32.125	78.5	2:48.711		6	52.819	101.5	1:22.773	110.7	31.824	80.3	2:47.416	
2	54.075	96.4	1:24.191	108.8	31.648	76.3	2:49.914		7	52.404	102.0	1:23.524	110.4	31.823	82.0	2:47.751	
3	55.108	99.1	1:25.897	110.4	30.866	78.7	2:51.871		8	53.149	103.2	1:23.461	109.1	30.282	81.0	2:46.892	
4	52.425	102.5	1:36.949	75.3	37.924	71.9	3:07.298		9	51.778	103.1	1:21.967	110.6	30.231	80.7	2:43.976	
5	58.343	87.7	1:39.171	92.6	36.634	79.4	3:14.148		10								

681 Gordon / Finburgh (B1) — Lotus Elite

lap	Sect-1	Speed	Sect-2	Speed	Sect-3	Speed	Laptime	Pit	lap	Sect-1	Speed	Sect-2	Speed	Sect-3	Speed	Laptime	Pit
1	Out	100.8	1:22.864	110.6	30.159	83.0	2:39.827		6	53.347	105.4	1:23.623	112.6	30.363	81.2	2:47.333	
2	50.948	104.0	1:21.866	110.0	30.827	81.0	2:43.641		7	52.073	99.0	1:23.698	113.0	30.470	80.7	2:46.241	
3	51.214	103.9	1:22.780	110.9	30.144	83.2	2:44.138		8	51.628	104.9	1:22.749	112.6	30.167	82.4	2:44.544	
4	50.985	104.2	1:27.042	106.7	In		2:53.109	P	9	50.976	106.5	1:24.077	111.7	30.684	82.2	2:45.737	
5	Out	79.9	1:58.342	60.9	38.452	66.7	5:05.531	P	10								

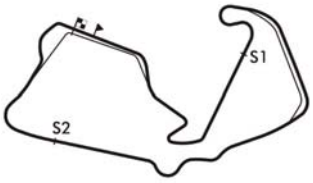

Session Start: 16:03:33 - Finish: 16:30:33
Weather/Track Conditions: Overcast / Dry
Circuit: Silverstone Historic Grand Prix
Track Length: 5.857 Km - 3.6394 miles
Printed: 20-07-2018 - 16:34

MST
Results: www.mstworld.com. Live Timing: https://livetiming.getraceresults.com/mst. Email: timing@mstworld.com

Silverstone Classic - 20 - 22 Jul 2018

International Trophy For Classic GT Cars (Pre '66)

Qualifying for Race 9 - Best Sector Times

	SECTOR 1			SECTOR 2			SECTOR 3		
	NO	TIME	LAP	NO	TIME	LAP	NO	TIME	LAP
1	176	44.378	3	94	1:11.665	2	176	27.250	3
2	15	44.823	9	176	1:11.684	3	153	27.440	8
3	94	44.837	3	15	1:12.197	9	46	27.525	7
4	46	44.856	4	99	1:12.258	9	15	27.622	8
5	88	45.182	10	88	1:12.682	4	99	27.658	9
6	32	45.257	10	144	1:13.080	2	32	27.692	9
7	99	45.368	5	71	1:13.105	9	53	27.747	8
8	21	45.443	3	153	1:13.363	7	55	27.866	8
9	92	45.519	10	46	1:13.445	2	81	27.872	10
10	153	45.602	8	32	1:13.503	2	21	27.912	3
11	53	45.803	10	21	1:13.549	2	92	27.920	2
12	55	45.935	8	92	1:13.731	2	94	27.945	3
13	71	45.952	9	55	1:13.771	8	52	28.020	7
14	144	46.002	4	53	1:13.934	10	127	28.022	4
15	12	46.522	4	9	1:14.389	9	79	28.352	5
16	97	46.522	2	97	1:14.563	2	88	28.356	4
17	9	46.527	9	127	1:14.919	3	71	28.375	9
18	95	46.635	9	12	1:15.356	3	12	28.381	3
19	232	46.845	8	52	1:15.585	7	144	28.459	2
20	79	46.874	4	247	1:15.628	8	97	28.506	2
21	72	46.952	9	79	1:15.661	5	60	28.602	5
22	127	46.964	3	232	1:15.832	8	95	28.633	8
23	52	46.969	2	81	1:15.835	7	29	28.646	4
24	151	46.975	9	151	1:15.983	8	23	28.677	2
25	18	47.181	9	72	1:16.025	9	151	28.731	8
26	247	47.403	9	23	1:16.069	2	9	28.742	8
27	81	47.422	10	95	1:16.262	2	77	28.768	7
28	89	47.511	4	18	1:16.284	9	72	28.958	9
29	60	47.815	4	89	1:16.694	2	247	28.996	9
30	23	47.850	2	77	1:16.895	6	221	29.016	7
31	221	47.855	8	60	1:17.000	3	185	29.047	8
32	29	47.970	4	221	1:17.347	6	18	29.090	9
33	77	48.054	8	44	1:17.382	6	89	29.183	4
34	44	48.412	7	185	1:17.858	7	133	29.189	4
35	133	48.656	3	75	1:18.162	7	232	29.198	7
36	7	48.763	3	29	1:18.223	3	107	29.284	7
37	75	48.842	8	207	1:18.820	9	134	29.497	4
38	207	48.844	7	7	1:19.017	2	44	29.621	3
39	63	48.863	8	133	1:19.055	2	207	29.621	7
40	185	48.903	8	63	1:19.061	7	63	29.655	7
41	107	49.271	7	35	1:19.371	9	7	29.695	3
42	134	49.350	4	107	1:19.618	6	75	29.805	8
43	35	49.460	9	134	1:19.662	3	34	30.130	7
44	25	50.113	4	11	1:20.010	9	25	30.131	3
45	11	50.330	8	34	1:20.881	3	681	30.144	3
46	681	50.948	2	25	1:21.086	9	455	30.231	9
47	34	51.462	8	681	1:21.866	2	123	30.530	3

IDEAL / BEST LAP COMPARISON

NO	NAME	BEST	IN	IDEAL	DIFF
176	Hart/Hart	2:23.312	3	2:23.312	+0.000
15	Bryant/Bryant	2:24.703	9	2:24.642	+0.061
94	Gans/Wolfe	2:24.881	3	2:24.447	+0.434
99	Dan Gibson	2:26.377	9	2:25.284	+1.093
88	John Davison	2:26.444	3	2:26.220	+0.224
32	John Spiers	2:26.716	2	2:26.452	+0.264
153	Jake Hill	2:26.776	8	2:26.405	+0.371
21	Dodd/Dodd	2:27.353	2	2:26.904	+0.449
92	Thomas/Lockie	2:27.371	2	2:27.170	+0.201
46	Mike Whitaker	2:27.381	2	2:25.826	+1.555
71	Roger Wills	2:27.432	9	2:27.432	+0.000
55	Melling/Minshaw	2:27.572	8	2:27.572	+0.000
53	Pearson/Pearson	2:28.170	10	2:27.484	+0.686
144	Pochciol/Hanson	2:28.262	2	2:27.541	+0.721
97	Aaron Head	2:29.591	2	2:29.591	+0.000
9	Craig Davies	2:29.755	9	2:29.658	+0.097
52	Ron Maydon	2:30.624	7	2:30.574	+0.050
127	Ziegler/Stretton	2:30.831	3	2:29.905	+0.926
12	Richard Kent	2:30.916	4	2:30.259	+0.657
79	Martin/Haddon	2:31.358	4	2:30.887	+0.471
81	David Tomlin	2:31.538	10	2:31.129	+0.409
151	Yates/Twyman	2:31.852	8	2:31.689	+0.163
72	Jamie Boot	2:31.935	9	2:31.935	+0.000
95	Timothy De Silva	2:32.189	9	2:31.530	+0.659
247	Bill Shepherd	2:32.280	9	2:32.027	+0.253
18	Gregoire Audi	2:32.555	9	2:32.555	+0.000
23	Whight/Fenn	2:32.596	2	2:32.596	+0.000
30	Attard/Jackson	2:33.108	2		+
89	Wrigley/Clark	2:33.388	4	2:33.388	+0.000
232	Alasdair Coates	2:33.418	8	2:31.875	+1.543
60	Sander van Gils	2:34.093	3	2:33.417	+0.676
77	Robin Ellis	2:34.798	6	2:33.717	+1.081
221	Van Lanschot/Greer	2:34.870	9	2:34.218	+0.652
29	Ahlers/Bellinger	2:35.898	4	2:34.839	+1.059
44	Clark/Shuckburgh	2:36.057	9	2:35.415	+0.642
185	Stephen Bond	2:36.353	8	2:35.808	+0.545
133	Bell/Welch	2:37.261	3	2:36.900	+0.361
75	Angle/Angle	2:37.605	8	2:36.809	+0.796
7	Friedrichs/Hadfield	2:37.750	3	2:37.475	+0.275
207	Harris/Wilmoth	2:37.932	8	2:37.285	+0.647
107	Burnett/Swift	2:38.385	7	2:38.173	+0.212
134	Cole/Stanley	2:38.908	4	2:38.509	+0.399
63	Tromans/Reichman	2:39.205	8	2:37.579	+1.626
35	Smart/Hancock	2:39.952	9	2:39.667	+0.285
11	Larry Tucker	2:41.528	9	2:40.879	+0.649
25	John Burton	2:42.428	4	2:41.330	+1.098
34	Karl Wetherell	2:43.181	3	2:42.473	+0.708

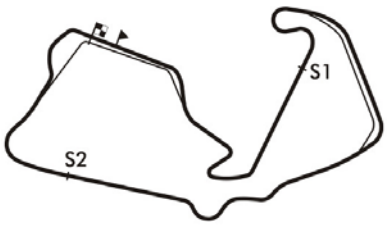

Session Start: 16:03:33 - Finish: 16:30:33
Weather/Track Conditions: Cloud / Dry
Circuit: Silverstone Historic Grand Prix
Track Length: 5.857 Km - 3.6394 miles

Printed: 20-07-2018 - 16:34

Silverstone Classic - 20 - 22 Jul 2018

International Trophy For Classic GT Cars (Pre '66)

Qualifying for Race 9 - Best Sector Times

48	61	51.681	8	455	1:21.967	9	11	30.539	8
49	123	51.739	3	61	1:22.408	1	35	30.836	8
50	455	51.778	9	123	1:23.026	3	70	30.926	8
51	70	51.980	8	41	1:24.116	7	261	30.972	6
52	41	52.469	7	141	1:24.613	8	61	31.139	2
53	141	52.602	4	70	1:24.976	7	141	31.649	8
54	261	53.598	5	261	1:25.511	8	41	31.713	8
55	178	54.417	6	178	1:25.854	6	178	32.249	6
56	191	57.710	3	191	1:37.525	2	191	33.951	2
57	30			30			30		
58	78			78			78		
59	93			93			93		
60	106			106			106		
61	112			112			112		

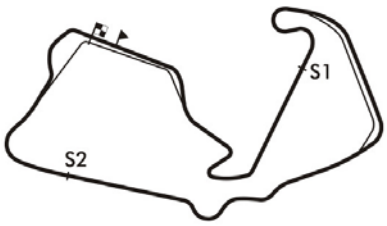

Session Start: 16:03:33 - Finish: 16:30:33
Weather/Track Conditions: Cloud / Dry
Circuit: Silverstone Historic Grand Prix
Track Length: 5.857 Km - 3.6394 miles

Printed: 20-07-2018 - 16:34

Silverstone Classic - 20 - 22 Jul 2018

International Trophy For Classic GT Cars (Pre '66)

Qualifying for Race 9 - Best Sector Times

681	Gordon/Finburgh	2:43.641	2	2:42.958	+0.683
455	Mark Hope	2:43.976	9	2:43.976	+0.000
123	Ryan Hooker	2:45.295	3	2:45.295	+0.000
61	Orebi Gann/Bell	2:46.200	2	2:45.228	+0.972
70	Attwood/Bradshaw	2:47.986	8	2:47.882	+0.104
41	Pietro Vergnano	2:48.985	6	2:48.298	+0.687
141	Steve Jones	2:49.055	8	2:48.864	+0.191
261	Binfield/Meaden	2:50.736	8	2:50.081	+0.655
178	Philip Danby	2:52.520	6	2:52.520	+0.000
78	Galliers-Pratt/Cusso	2:53.068	6		+
191	Roderick Smith			3:09.186	7:45.589

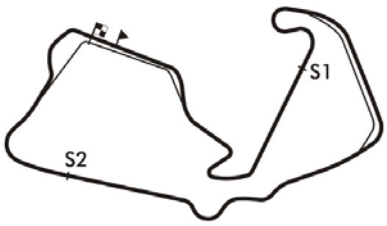

Session Start: 16:03:33 - Finish: 16:30:33
Weather/Track Conditions: Cloud / Dry
Circuit: Silverstone Historic Grand Prix
Track Length: 5.857 Km - 3.6394 miles

Printed: 20-07-2018 - 16:34

Silverstone Classic - 20 - 22 Jul 2018

International Trophy For Classic GT Cars (Pre '66)

Qualifying for Race 9 - Best Sector Speeds

	NO	SECTOR 1	MPH	NO	SECTOR 2	MPH	NO	SECTOR 3	MPH
1	94	Gans/Wolfe	133.2	46	Mike Whitaker	149.5	32	John Spiers	94.8
2	99	Dan Gibson	131.8	9	Craig Davies	148.5	15	Bryant/Bryant	94.5
3	144	Pochciol/Hanson	129.3	94	Gans/Wolfe	145.9	21	Dodd/Dodd	94.5
4	15	Bryant/Bryant	128.3	32	John Spiers	145.3	46	Mike Whitaker	94.4
5	32	John Spiers	127.6	176	Hart/Hart	145.3	94	Gans/Wolfe	94.0
6	9	Craig Davies	126.9	99	Dan Gibson	144.9	9	Craig Davies	93.9
7	92	Thomas/Lockie	126.9	55	Melling/Minshaw	142.5	92	Thomas/Lockie	93.1
8	18	Gregoire Audi	126.4	144	Pochciol/Hanson	142.2	176	Hart/Hart	92.8
9	55	Melling/Minshaw	126.1	15	Bryant/Bryant	141.6	88	John Davison	92.6
10	88	John Davison	126.1	21	Dodd/Dodd	141.0	99	Dan Gibson	92.1
11	247	Bill Shepherd	126.1	71	Roger Wills	139.5	127	Ziegler/Stretton	91.9
12	53	Pearson/Pearson	125.0	247	Bill Shepherd	138.9	71	Roger Wills	91.3
13	21	Dodd/Dodd	124.7	88	John Davison	137.8	153	Jake Hill	91.3
14	71	Roger Wills	124.5	12	Richard Kent	135.8	18	Gregoire Audi	91.2
15	176	Hart/Hart	124.3	53	Pearson/Pearson	135.8	53	Pearson/Pearson	91.2
16	153	Jake Hill	123.8	72	Jamie Boot	135.8	144	Pochciol/Hanson	91.2
17	151	Yates/Twyman	123.6	7	Friedrichs/Hadfield	134.8	151	Yates/Twyman	91.1
18	127	Ziegler/Stretton	123.1	127	Ziegler/Stretton	134.2	247	Bill Shepherd	90.4
19	46	Mike Whitaker	122.5	232	Alasdair Coates	133.9	79	Martin/Haddon	90.2
20	52	Ron Maydon	122.2	18	Gregoire Audi	133.7	52	Ron Maydon	90.1
21	95	Timothy De Silva	121.8	11	Larry Tucker	133.4	221	Van Lanschot/Greensall	90.0
22	11	Larry Tucker	120.5	92	Thomas/Lockie	132.9	55	Melling/Minshaw	89.6
23	232	Alasdair Coates	119.8	95	Timothy De Silva	132.4	60	Sander van Gils	89.4
24	81	David Tomlin	119.6	151	Yates/Twyman	132.4	95	Timothy De Silva	89.4
25	79	Martin/Haddon	119.4	89	Wrigley/Clark	131.6	207	Harris/Wilmoth	89.2
26	44	Clark/Shuckburgh	118.1	35	Smart/Hancock	131.3	77	Robin Ellis	88.9
27	72	Jamie Boot	118.1	153	Jake Hill	131.3	89	Wrigley/Clark	88.9
28	97	Aaron Head	118.1	44	Clark/Shuckburgh	129.8	12	Richard Kent	88.8
29	35	Smart/Hancock	117.5	52	Ron Maydon	127.8	23	Whight/Fenn	88.4
30	77	Robin Ellis	117.3	81	David Tomlin	127.8	97	Aaron Head	88.3
31	185	Stephen Bond	117.3	79	Martin/Haddon	127.6	7	Friedrichs/Hadfield	88.2
32	12	Richard Kent	116.9	23	Whight/Fenn	127.3	81	David Tomlin	88.2
33	60	Sander van Gils	116.3	29	Ahlers/Bellinger	126.1	133	Bell/Welch	87.8
34	23	Whight/Fenn	115.9	185	Stephen Bond	126.1	185	Stephen Bond	87.8
35	63	Tromans/Reichman	115.9	77	Robin Ellis	125.9	232	Alasdair Coates	87.7
36	221	Van Lanschot/Greensall	115.7	221	Van Lanschot/Greensall	125.9	44	Clark/Shuckburgh	87.5
37	133	Bell/Welch	115.5	60	Sander van Gils	125.7	75	Angle/Angle	87.4
38	29	Ahlers/Bellinger	115.3	97	Aaron Head	125.7	72	Jamie Boot	87.3
39	89	Wrigley/Clark	115.3	207	Harris/Wilmoth	125.7	29	Ahlers/Bellinger	86.8
40	75	Angle/Angle	114.7	75	Angle/Angle	125.4	35	Smart/Hancock	86.6

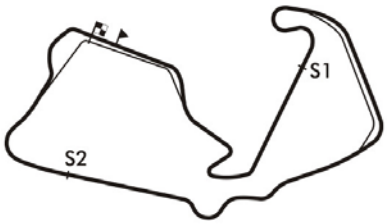

Session Start: 16:03:33 - Finish: 16:30:33
Weather/Track Conditions: Cloud / Dry
Circuit: Silverstone Historic Grand Prix
Track Length: 5.857 Km - 3.6394 miles

Printed: 20-07-2018 - 16:35

Silverstone Classic - 20 - 22 Jul 2018

International Trophy For Classic GT Cars (Pre '66)

Qualifying for Race 9 - Best Sector Speeds

41	207	Harris/Wilmoth	114.7	25	John Burton	124.5	63	Tromans/Reichman	84.9
42	25	John Burton	112.6	133	Bell/Welch	124.3	25	John Burton	84.5
43	61	Orebi Gann/Bell	110.9	63	Tromans/Reichman	123.6	134	Cole/Stanley	84.3
44	107	Burnett/Swift	110.0	61	Orebi Gann/Bell	121.4	11	Larry Tucker	83.4
45	7	Friedrichs/Hadfield	109.1	41	Pietro Vergnano	118.6	107	Burnett/Swift	83.3
46	41	Pietro Vergnano	108.8	107	Burnett/Swift	116.1	681	Gordon/Finburgh	83.2
47	134	Cole/Stanley	108.6	134	Cole/Stanley	115.9	61	Orebi Gann/Bell	83.1
48	141	Steve Jones	106.9	141	Steve Jones	115.1	123	Ryan Hooker	83.1
49	681	Gordon/Finburgh	106.5	34	Karl Wetherell	114.5	455	Mark Hope	82.0
50	34	Karl Wetherell	106.2	681	Gordon/Finburgh	113.0	141	Steve Jones	81.6
51	455	Mark Hope	103.2	455	Mark Hope	110.7	34	Karl Wetherell	80.8
52	70	Attwood/Bradshaw	102.1	70	Attwood/Bradshaw	108.2	261	Binfield/Meaden	80.0
53	261	Binfield/Meaden	100.0	261	Binfield/Meaden	107.7	41	Pietro Vergnano	79.0
54	178	Philip Danby	99.1	178	Philip Danby	107.2	178	Philip Danby	78.6
55	123	Ryan Hooker	97.0	123	Ryan Hooker	105.5	191	Roderick Smith	78.6
56	191	Roderick Smith	97.0	191	Roderick Smith	91.2	70	Attwood/Bradshaw	78.2
57	30	Attard/Jackson	0.0	30	Attard/Jackson	0.0	30	Attard/Jackson	0.0
58	78	Galliers-Pratt/Cussons	0.0	78	Galliers-Pratt/Cussons	0.0	78	Galliers-Pratt/Cussons	0.0
59	93	Wyndham/Lindsay	0.0	93	Wyndham/Lindsay	0.0	93	Wyndham/Lindsay	0.0
60	106	James Thorpe	0.0	106	James Thorpe	0.0	106	James Thorpe	0.0
61	112	Bull/Coyne	0.0	112	Bull/Coyne	0.0	112	Bull/Coyne	0.0

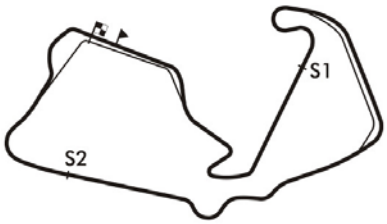

Session Start: 16:03:33 - Finish: 16:30:33
Weather/Track Conditions: Cloud / Dry
Circuit: Silverstone Historic Grand Prix
Track Length: 5.857 Km - 3.6394 miles
Printed: 20-07-2018 - 16:35

Silverstone Classic - 20 - 22 Jul 2018

International Trophy For Classic GT Cars (Pre '66)

Race 9 - Starting Grid - AMENDED v2

Sheet No:

Start Time : 18:10 - Heat Duration : 50 Minutes

28	55	35	Smart / Hancock	56	106	James Thorpe
27	53	78	Galliers-Pratt / Cussons	54	191	Roderick Smith
26	51	261	Binfield / Meaden	52	178	Philip Danby
25	49	41	Pietro Vergnano	50	141	Steve Jones
24	47	61	Bell / Orebi Gann	48	70	Bradshaw / Attwood
23	45	455	Mark Hope	46	123	Ryan Hooker
22	43	34	Karl Wetherell	44	681	Gordon / Finburgh
21	41	63	Reichman / Tromans	42	25	John Burton
20	39	107	Burnett / Swift	40	134	Stanley / Cole
19	37	7	Friedrichs / Hadfield	38	207	Harris / Wilmoth
18	35	185	Stephen Bond	36	133	Bell / Welch
17	33	221	Greensall / Van Lanschot	34	29	Bellinger / Ahlers
16	31	60	Sander van Gils	32	77	Robin Ellis
15	29	89	Wrigley / Clark	30	232	Alasdair Coates
14	27	23	Fenn / Whight	28	30	Jackson / Attard
13	25	247	Bill Shepherd	26	18	Gregoire Audi
12	23	72	Jamie Boot	24	95	Timothy De Silva

Cars 11 & 44 - withdrawn.

Circuit: Silverstone Historic Grand Prix
Track Length: 5.857 Km - 3.6394 miles

These results are provisional until the conclusion of any judicial and technical matters.

Clerk of the Course:	Timekeeper:	Issued at:
Julian Floyd	Nick Palmer	

Printed : 21-07-2018 - 16:35

Silverstone Classic - 20 - 22 Jul 2018

International Trophy For Classic GT Cars (Pre '66)

Race 9 - Starting Grid - AMENDED v2

Sheet No:

Start Time : 18:10 - Heat Duration : 50 Minutes

ROW							
11	21	81	David Tomlin	22	151	Yates / Twyman
10	19	12	Richard Kent	20	79	Haddon / Martin
9	17	52	Ron Maydon	18	127	Stretton / Ziegler
8	15	97	Aaron Head	16	9	Craig Davies
7	13	53	Pearson / Pearson	14	144	Hanson / Pochciol
6	11	71	Roger Wills	12	55	Melling / Minshaw
5	9	92	Thomas / Lockie	10	46	Mike Whitaker
4	7	153	Jake Hill	8	21	Dodd / Dodd
3	5	88	John Davison	6	32	John Spiers
2	3	94	Gans / Wolfe	4	99	Dan Gibson
1	1	176	Hart / Hart	2	15	Oliver Bryant

Pole Right

Cars 11 & 44 - withdrawn.

Circuit: Silverstone Historic Grand Prix
Track Length: 5.857 Km - 3.6394 miles

These results are provisional until the conclusion of any judicial and technical matters.

Clerk of the Course:	Timekeeper:	Issued at:
Julian Floyd	Nick Palmer	

Printed : 21-07-2018 - 16:35

Silverstone Classic - 20 - 22 Jul 2018

International Trophy For Classic GT Cars (Pre '66)

Race 9 - Classification - AMENDED

Sheet No:

POS	NO	DRIVER/S	NAT	CLASS	CLASS POS	CAR MAKE / MODEL	TIME	LAPS	GAP	DIFF	MPH	BEST	ON
1	153	Jake Hill		CLP	1	Lotus Elan	51:12.606	17	-- 17 laps		72.48	2:26.507	15
2	94	Michael Gans-Andy Wolfe		C3	1	AC Cobra	51:13.270	17	0.664	0.664	72.47	2:25.450	3
3	32	John Spiers		C3	2	TVR Griffith	51:13.835	17	1.229	0.565	72.46	2:25.986	15
4	21	Graeme Dodd-James Dodd		C3	3	Jaguar E-type	51:14.075	17	1.469	0.240	72.45	2:26.407	16
5	99	Dan Gibson		C3	4	Shelby Daytona Cobra	51:21.290	17	8.684	7.215	72.28	2:26.485	3
6	176	Olivier Hart-David Hart		C3	5	AC Cobra Daytona	51:21.907	17	9.301	0.617	72.27	2:25.124	3
7	92	Julian Thomas-Calum Lockie		C3	6	Jaguar E-type	51:24.242	17	11.636	2.335	72.21	2:28.367	16
8	53	John Pearson-Gary Pearson		C3	7	Jaguar E-type	51:34.832	17	22.226	10.590	71.97	2:29.536	17
9	88	John Davison		C3	8	TVR Griffith	51:36.010	17	23.404	1.178	71.94	2:28.154	16
10	81	David Tomlin		CLP	2	Lotus Elan	51:39.621	17	27.015	3.611	71.86	2:31.936	15
11	12	Richard Kent		C3	9	Jaguar E-type	51:52.567	17	39.961	12.946	71.56	2:30.587	5
12	46	Mike Whitaker		C3	10	TVR Griffith	52:02.022	17	49.416	9.455	71.34	2:26.724	17
13	127	Martin Stretton-Stefan Ziegler		C3	11	Jaguar E-type	52:08.947	17	56.341	6.925	71.18	2:30.217	5
14	60	Sander van Gils		CLP	3	Lotus Elan	53:02.596	17	1:49.990	53.649	69.98	2:33.208	5
15	95	Timothy De Silva		C3	12	Jaguar E-type	52:04.222	16	-- 16 laps	1:35.884	67.10	2:31.275	16
16	7	Simon Hadfield-Wolfgang Friedrichs		C3	13	Aston Martin DP214	52:06.701	16	2.479	2.479	67.04	2:30.769	16
17	133	Alex Bell-Jeremy Welch		C2	1	Austin Healey 3000	52:16.209	16	11.987	9.508	66.84	2:36.473	14
18	185	Stephen Bond		CLP	4	Lotus Elan 26R	52:17.141	16	12.919	0.932	66.82	2:34.818	16
19	77	Robin Ellis		CLP	5	Lotus Elan 26R	52:19.870	16	15.648	2.729	66.76	2:35.209	5
20	29	James Billy Bellinger-Keith Ahlers		C2	2	Morgan Plus 4 SLR	52:20.796	16	16.574	0.926	66.74	2:35.695	6
21	23	Rob Fenn-Paul Whight		CLP	6	Lotus Elan 26R	52:21.108	16	16.886	0.312	66.74	2:33.666	2
22	72	Jamie Boot		C3	14	TVR Griffith	52:22.164	16	17.942	1.056	66.71	2:33.726	6
23	151	Jason Yates-Joe Twyman		C3	15	AC Cobra	52:25.058	16	20.836	2.894	66.65	2:34.555	15
24	25	John Burton		B2	1	Jaguar E-type	52:26.191	16	21.969	1.133	66.62	2:40.922	16
25	89	Mike Wrigley-John Clark		C3	16	Jaguar E-type	52:26.984	16	22.762	0.793	66.61	2:33.043	5
26	207	Crispin Harris-James Wilmoth		C2	3	Austin Healey 3000	52:44.005	16	39.783	17.021	66.25	2:39.704	6
27	106	James Thorpe		C1	1	TVR Grantura	52:45.032	16	40.810	1.027	66.23	2:43.568	15
28	221	Nigel Greensall-Christiaen Van Lansch		C2	4	Austin Healey 3000	52:47.137	16	42.915	2.105	66.18	2:34.379	5
29	61	Michael Bell-Simon Orebi Gann		C2	5	Morgan Plus 4 SLR	52:50.567	16	46.345	3.430	66.11	2:40.642	13
30	123	Ryan Hooker		C1	2	MG B	52:52.662	16	48.440	2.095	66.07	2:41.334	15
31	455	Mark Hope		C1	3	MGB	52:53.541	16	49.319	0.879	66.05	2:44.352	16
32	41	Pietro Vergnano		C1	4	Porsche 911	53:01.690	16	57.468	8.149	65.88	2:47.044	16
33	35	Leigh Smart-Kevin Hancock		C3	17	Ford Shelby Mustang	53:02.354	16	58.132	0.664	65.87	2:41.525	14
34	681	Marc Gordon-Nick Finburgh		B1	1	Lotus Elite	53:07.105	16	1:02.883	4.751	65.77	2:42.668	16
35	70	Jamie Bradshaw-Richard Attwood		C1	5	Porsche 911	53:17.782	16	1:13.560	10.677	65.55	2:46.067	16
36	141	Steve Jones		C1	6	Porsche 911	53:27.494	16	1:23.272	9.712	65.35	2:47.207	14
37	261	Bob Binfield-Dickie Meaden		C1	7	Gilbern 1800GT	53:36.074	16	1:31.852	8.580	65.18	2:48.638	15
38	71	Roger Wills		C3	18	Bizzarrini 5300 GT	46:29.572	15	-- 15 laps		70.44	2:29.118	14
39	55	Martin Melling-Jason Minshaw		C3	19	Jaguar E-type	48:43.569	15	2:13.997	2:13.997	67.22	2:27.436	14

Cars 30, 52 & 63 disqualified from results of the race, MSA regulation G5.3.5 refers.

Session Start: 18:10:27 - Finish: 19:01:38
Weather/Track Conditions: Sun / Dry
Circuit: Silverstone Historic Grand Prix
Track Length: 5.857 Km - 3.6394 miles

These results are provisional until the conclusion of any judicial and technical matters.

Clerk of the Course:	Timekeeper:	Issued at:
Julian Floyd	Nick Palmer	

Silverstone Classic - 20 - 22 Jul 2018

International Trophy For Classic GT Cars (Pre '66)

Race 9 - Classification - AMENDED

Sheet No:

40	178	Philip Danby	C1	8	MGB	52:50.309	15	6:20.737	4:06.740	61.99	2:55.035	2
41	34	Karl Wetherell	C2	6	Triumph TR4	53:03.086	15	6:33.514	12.777	61.74	2:41.943	13
42	144	James Hanson-Paul Pochciol	C3	20	AC Cobra	45:00.371	14	-- 14 laps		67.92	2:28.757	3
43	247	Bill Shepherd	C3	21	Shelby Cobra	47:13.863	14	2:13.492	2:13.492	64.72	2:33.511	6
44	191	Roderick Smith	C1	9	MGB	53:36.458	13	-- 13 laps	9:07.485	52.95	2:48.809	9
---------- NOT CLASSIFIED ----------												
DNC	79	Andrew Haddon-Mark Martin	CLP		Lotus Elan 26R	20:52.946	8	-- 8 laps --		83.65	2:30.513	5
DNC	78	Anthony Galliers-Pratt-Ben Cussons	C1		Porsche 911	14:57.550	5	-- 5 laps --	2:15.385	72.98	2:54.032	2
DNC	134	Jason Stanley-Mark Cole	C1		MGB	11:09.876	4	-- 4 laps --		78.23	2:43.880	2
DNC	107	Mark Burnett-Nick Swift	C1		Ogle SX1000	11:14.787	4	4.911	4.911	77.66	2:43.041	2
DNC	9	Craig Davies	C3		Chevrolet Corvette	8:12.480	3	-- 3 laps --		79.81	2:33.420	2
DNC	15	Oliver Bryant	C3		AC Cobra	5:22.857	2	-- 2 laps --	14.451	81.16	2:28.254	1
DNC	18	Gregoire Audi	C3		Shelby Cobra	5:24.764	2	1.907	1.907	80.68	2:37.518	2
DNC	232	Alasdair Coates	C3		AC Cobra	2:40.411	1	-- 1 laps --		81.67	2:40.411	1
DSQ	52	Ron Maydon	CLP		Ginetta G4R	51:27.800	17	-- 17 laps		72.13	2:30.093	2
DSQ	63	Marek Reichman-Grant Tromans	CLP		Lotus Elan 26R	51:49.945	16	-- 16 laps	2:54.387	67.40	2:33.445	16
DSQ	30	Mat Jackson	C3		Chevrolet Corvette	52:32.452	16	42.507	42.507	66.49	2:34.358	6

---------- FASTEST LAP SUMMARY ----------

NO	DRIVER/S	CLASS	CAR MAKE / MODEL	FASTEST LAP	ON	MPH
176	Hart/Hart	C3	AC Cobra Daytona Coupe	2:25.124	3	90.28
153	Jake Hill	CLP	Lotus Elan	2:26.507	15	89.43
221	Greensall/Van Lanschot	C2	Austin Healey 3000	2:34.379	5	84.87
25	John Burton	B2	Jaguar E-type	2:40.922	16	81.42
123	Ryan Hooker	C1	MG B	2:41.334	15	81.21
681	Gordon/Finburgh	B1	Lotus Elite	2:42.668	16	80.54

Cars 30, 52 & 63 disqualified from results of the race, MSA regulation G5.3.5 refers.

Session Start: 18:10:27 - Finish: 19:01:38
Weather/Track Conditions: Sun / Dry
Circuit: Silverstone Historic Grand Prix
Track Length: 5.857 Km - 3.6394 miles

These results are provisional until the conclusion of any judicial and technical matters.

Clerk of the Course:	Timekeeper:	Issued at:
Julian Floyd	Nick Palmer	

Silverstone Classic - 20 - 22 Jul 2018

International Trophy For Classic GT Cars (Pre '66)

Race 9 - Sector Analysis

7 Friedrichs / Hadfield (C3) — Aston Martin DP214

lap	Sect-1	Speed	Sect-2	Speed	Sect-3	Speed	Laptime	Pit
1		105.2	1:19.361	125.4	31.217	82.1	2:49.956	
2	50.209	115.5	1:19.666	128.3	31.333	78.7	2:41.208	
3	51.440	112.4	1:20.297	130.1	30.643	84.1	2:42.380	
4	50.076	113.7	1:18.667	131.6	30.317	86.4	2:39.060	
5	50.574	114.1	1:18.180	135.0	29.872	86.3	2:38.626	
6	49.911	118.1	1:19.176	133.2	30.267	84.8	2:39.354	
7	55.045	95.5	2:12.870	45.1	1:03.154	27.6	4:11.069	
8	1:42.874	30.2	2:39.076	47.1	In		5:21.894	P
9	Out	93.7	1:51.301	36.4	53.826	56.4	5:30.878	P
10	1:20.226	34.7	2:17.623	41.2	47.798	50.1	4:25.647	
11	1:26.658	31.0	1:44.437	91.1	34.381	84.3	3:45.476	
12	48.408	118.6	1:14.953	137.2	29.410	86.9	2:32.771	
13	47.763	118.6	1:15.693	137.5	28.299	88.4	2:31.755	
14	47.381	123.4	1:16.791	138.1	29.616	88.8	2:33.788	
15	48.842	124.5	1:15.299	136.7	27.929	89.6	2:32.070	
16	46.896	123.6	1:15.839	137.0	28.034	87.8	2:30.769	

9 Craig Davies (C3) — Chevrolet Corvette Stingray

lap	Sect-1	Speed	Sect-2	Speed	Sect-3	Speed	Laptime	Pit
1		117.3	1:15.332	145.9	29.001	83.7	2:34.986	
2	48.059	107.4	1:16.150	138.9	29.211	91.1	2:33.420	
3	51.093	89.1	1:32.551	81.7	In		3:04.074	P
4								

12 Richard Kent (C3) — Jaguar E-type

lap	Sect-1	Speed	Sect-2	Speed	Sect-3	Speed	Laptime	Pit
1		112.6	1:16.843	134.2	28.668	88.8	2:37.934	
2	47.766	104.7	1:15.892	133.9	28.770	89.4	2:32.428	
3	47.711	109.5	1:15.396	130.3	28.363	87.6	2:31.470	
4	48.586	116.1	1:14.568	136.7	27.953	88.3	2:31.107	
5	47.947	121.4	1:14.529	136.4	28.111	88.4	2:30.587	
6	47.616	119.0	1:15.383	137.0	28.364	85.9	2:31.363	
7	48.148	115.7	1:16.126	87.6	In		2:39.991	P
8	Out	98.4	1:24.817	87.7	In		3:27.099	P
9	Out	85.2	1:26.366	77.2	47.187	58.4	4:55.055	P
10	1:17.025	41.5	2:26.292	56.2	52.196	44.2	4:35.513	
11	1:20.519	35.9	2:20.710	47.1	48.980	65.9	4:30.209	
12	1:17.377	50.4	1:53.835	82.5	33.209	81.8	3:44.421	
13	48.983	109.7	1:17.988	133.4	29.155	88.5	2:36.126	
14	48.601	111.3	1:15.385	130.1	28.929	89.2	2:32.915	
15	47.859	111.7	1:16.315	119.0	29.922	89.1	2:34.096	
16	47.589	112.2	1:15.303	132.6	28.520	88.2	2:31.412	
17	47.607	117.9	1:15.004	135.6	28.230	87.6	2:30.841	
18								

15 Oliver Bryant (C3) — AC Cobra

lap	Sect-1	Speed	Sect-2	Speed	Sect-3	Speed	Laptime	Pit
1		111.8	1:13.984	138.1	28.050	91.7	2:28.254	
2	45.699	117.5	1:39.912	127.1	28.992	90.9	2:54.603	

18 Gregoire Audi (C3) — Shelby Cobra

lap	Sect-1	Speed	Sect-2	Speed	Sect-3	Speed	Laptime	Pit
1		102.8	1:20.883	127.8	30.426	88.8	2:47.246	
2	50.565	110.6	1:16.942	132.1	30.011	85.8	2:37.518	

21 Dodd / Dodd (C3) — Jaguar E-type

lap	Sect-1	Speed	Sect-2	Speed	Sect-3	Speed	Laptime	Pit
1		115.5	1:14.325	140.4	28.091	94.1	2:30.929	
2	46.173	119.0	1:14.668	140.1	27.900	90.0	2:28.741	
3	46.588	125.7	1:13.220	140.1	27.726	93.7	2:27.534	
4	47.006	115.1	1:13.368	140.7	27.949	92.8	2:28.323	
5	46.674	117.7	1:13.669	140.7	27.782	94.3	2:28.125	
6	45.844	118.8	1:15.078	140.7	27.694	93.1	2:28.616	
7	46.578	122.7	1:13.801	131.3	31.423	73.5	2:31.802	
8	57.895	90.2	1:29.983	88.7	In		3:20.600	P
9	Out	74.3	1:52.025	27.5	52.456	82.2	5:20.549	P
10	1:20.289	37.9	2:24.879	50.8	53.206	53.9	4:38.374	
11	1:21.194	35.5	2:19.848	47.6	47.406	59.4	4:28.448	
12	1:19.285	50.5	1:53.863	67.3	33.658	89.0	3:46.806	
13	47.105	119.6	1:12.707	141.9	27.521	89.5	2:27.333	
14	45.960	120.9	1:13.249	141.0	27.682	92.9	2:26.891	
15	46.062	120.7	1:13.169	139.8	27.577	93.3	2:26.808	
16	45.451	122.7	1:12.933	138.9	28.023	90.8	2:26.407	
17	46.215	121.8	1:13.500	140.7	28.074	88.9	2:27.789	
18								

23 Fenn / Whight (CLP) — Lotus Elan 26R

lap	Sect-1	Speed	Sect-2	Speed	Sect-3	Speed	Laptime	Pit
1		106.2	1:19.584	128.1	30.419	85.9	2:45.660	
2	48.516	110.4	1:16.198	126.6	28.952	89.2	2:33.666	
3	49.265	110.9	1:17.611	125.0	29.213	88.7	2:36.089	
4	49.521	108.9	1:16.856	126.9	29.502	88.5	2:35.879	
5	48.855	108.9	1:16.195	129.8	29.391	89.5	2:34.441	
6	48.721	110.7	1:15.646	130.8	29.472	84.3	2:33.839	
7	1:11.804	46.0	2:18.045	48.7	1:02.575	29.3	4:32.424	
8	1:44.782	32.8	2:40.901	42.6	In		5:21.022	P
9	Out	81.0	2:12.106	48.3	51.691	55.6	5:21.693	P
10	1:20.593	41.4	2:19.926	48.1	49.743	64.8	4:30.262	
11	1:17.647	44.9	1:53.529	63.1	33.172	86.4	3:44.348	
12	50.894	99.9	1:17.908	127.8	30.223	88.0	2:39.025	
13	50.413	112.8	1:18.564	128.8	29.267	88.1	2:38.244	
14	49.130	115.5	1:17.984	129.8	31.241	80.1	2:38.355	
15	51.717	114.5	1:18.741	129.1	30.105	88.3	2:40.563	
16	49.245	110.0	1:17.253	125.2	29.100	87.7	2:35.598	

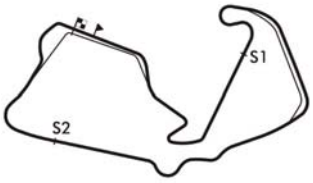

Session Start: 18:10:27 - Finish: 19:01:38
Weather/Track Conditions: Sun / Dry
Circuit: Silverstone Historic Grand Prix
Track Length: 5.857 Km - 3.6394 miles
Printed: 21-07-2018 - 19:05

MST
Results: www.mstworld.com. Live Timing: https://livetiming.getraceresults.com/mst. Email: timing@mstworld.com

Silverstone Classic - 20 - 22 Jul 2018

International Trophy For Classic GT Cars (Pre '66)

Race 9 - Sector Analysis

25 John Burton (B2) — Jaguar E-type

lap	Sect-1	Speed	Sect-2	Speed	Sect-3	Speed	Laptime	Pit
1		106.4	1:21.797	121.1	30.955	81.3	2:54.457	
2	50.839	109.7	1:21.689	124.3	30.423	82.5	2:42.951	
3	54.424	110.2	1:21.827	123.6	30.857	82.7	2:47.108	
4	52.060	112.2	1:20.761	122.9	30.780	82.8	2:43.601	
5	51.247	113.2	1:21.086	123.8	30.353	82.7	2:42.686	
6	51.062	112.8	1:21.215	122.0	32.498	73.1	2:44.775	
7	54.583	105.4	1:53.997	47.9	In		3:52.442	P
8	Out	103.9	2:01.607	37.9	51.329	66.2	5:27.850	P
9	1:23.026	37.9	2:25.943	55.3	52.500	54.3	4:41.469	
10	1:21.629	45.7	2:19.861	47.1	46.564	53.7	4:28.054	
11	1:18.765	55.5	1:54.579	68.5	35.719	83.2	3:49.063	
12	51.571	101.8	1:21.779	124.5	30.658	83.1	2:44.008	
13	50.769	104.0	1:21.034	122.2	30.975	82.7	2:42.778	
14	51.045	104.9	1:20.702	120.7	30.441	83.6	2:42.188	
15	50.954	111.8	1:20.798	125.9	30.087	81.3	2:41.839	
16	50.532	110.2	1:20.320	124.3	30.070	78.8	2:40.922	

29 Bellinger / Ahlers (C2) — Morgan Plus 4 SLR

lap	Sect-1	Speed	Sect-2	Speed	Sect-3	Speed	Laptime	Pit
1		104.2	1:20.712	126.9	30.432	85.6	2:48.718	
2	50.211	112.6	1:18.338	126.4	28.696	86.0	2:37.245	
3	49.051	113.2	1:18.068	126.6	29.201	86.5	2:36.320	
4	51.199	113.7	1:17.192	127.1	29.722	83.9	2:38.113	
5	49.664	116.1	1:17.648	125.2	28.544	87.0	2:35.856	
6	49.270	111.3	1:17.652	127.6	28.773	85.7	2:35.695	
7	1:03.949	49.5	2:19.169	45.0	1:01.546	29.7	4:24.664	
8	1:44.450	31.3	2:40.219	48.8	In		5:21.445	P
9	Out	94.4	2:11.542	46.7	52.272	53.8	5:17.801	P
10	1:20.108	42.2	2:19.819	48.6	49.938	59.6	4:29.865	
11	1:17.878	43.8	1:52.975	61.2	33.109	88.0	3:43.962	
12	49.714	111.3	1:18.017	126.6	29.566	86.1	2:37.297	
13	50.701	103.1	1:18.973	127.8	29.454	85.3	2:39.128	
14	48.772	116.9	1:18.776	127.3	29.949	85.9	2:37.497	
15	50.510	113.7	1:19.573	126.1	29.695	84.9	2:39.778	
16	49.058	109.3	1:19.117	126.9	29.237	85.2	2:37.412	

30 Mat Jackson (C3) — Chevrolet Corvette Stingray

lap	Sect-1	Speed	Sect-2	Speed	Sect-3	Speed	Laptime	Pit
1							2:41.736	
2							2:37.704	
3							2:35.974	
4							2:35.081	
5							2:34.393	
6							2:34.358	
7							4:31.995	
8							5:20.666	
9			In		In		5:29.181	P
10							4:29.130	
11							3:45.373	
12							2:40.964	
13							2:39.209	
14							2:39.443	
15							2:38.564	
16							2:38.681	

32 John Spiers (C3) — TVR Griffith

lap	Sect-1	Speed	Sect-2	Speed	Sect-3	Speed	Laptime	Pit
1		117.9	1:14.211	141.0	28.045	90.7	2:29.786	
2	46.027	114.5	1:13.804	143.7	28.033	93.6	2:27.864	
3	46.685	108.4	1:13.947	142.8	27.842	90.1	2:28.474	
4	47.179	112.8	1:13.292	141.3	28.484	91.7	2:28.955	
5	46.629	113.2	1:12.828	139.5	28.139	90.9	2:27.596	
6	46.366	118.1	1:14.996	141.0	27.829	90.9	2:29.191	
7	46.354	120.1	1:13.740	138.7	30.979	73.7	2:31.073	
8	57.826	82.5	1:30.509	90.1	In		3:20.662	P
9	Out	84.0	1:50.668	32.0	53.864	62.4	5:19.916	P
10	1:19.504	35.4	2:25.936	50.8	52.761	50.9	4:38.201	
11	1:21.622	38.1	2:19.910	44.1	47.091	59.4	4:28.623	
12	1:19.537	48.0	1:53.734	71.6	34.292	90.2	3:47.563	
13	47.678	103.6	1:14.201	143.7	28.930	89.8	2:30.809	
14	46.779	121.1	1:12.791	146.2	27.222	95.5	2:26.792	
15	46.286	116.7	1:12.453	147.2	27.247	93.9	2:25.986	
16	45.993	122.7	1:11.970	146.5	28.115	86.3	2:26.078	
17	46.003	122.5	1:12.440	145.6	27.823	90.8	2:26.266	
18								

34 Karl Wetherell (C2) — Triumph TR4

lap	Sect-1	Speed	Sect-2	Speed	Sect-3	Speed	Laptime	Pit
1		101.5	1:24.691	113.0	30.426	78.9	3:00.041	
2	52.211	102.9	1:24.078	112.2	30.239	77.2	2:46.528	
3	54.820	102.0	1:22.307	114.5	30.036	78.6	2:47.163	
4	53.496	102.0	1:22.376	114.1	29.849	80.0	2:45.721	
5	53.654	104.2	1:24.039	103.6	In		2:51.557	P
6	Out	85.4	1:29.811	108.6	33.713	64.5	7:01.777	P
7	1:05.153	58.6	2:38.399	34.3	In		4:47.141	P
8	Out	91.3	1:50.931	35.7	53.994	55.7	5:13.861	P
9	1:20.235	33.8	2:17.595	42.9	47.875	55.0	4:25.705	
10	1:26.494	32.3	1:44.736	88.5	34.575	79.0	3:45.805	
11	53.561	104.4	1:22.847	114.1	29.620	80.5	2:46.028	
12	51.978	102.9	1:22.887	115.1	29.654	81.8	2:44.519	
13	52.029	104.9	1:20.537	114.3	29.377	81.4	2:41.943	
14	51.863	105.4	1:21.085	113.7	29.511	81.0	2:42.459	
15	51.482	105.2	1:21.038	114.7	30.318	78.5	2:42.838	
16								

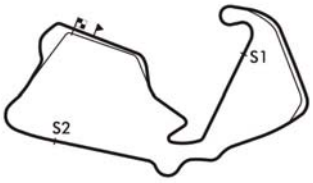

Session Start: 18:10:27 - Finish: 19:01:38
Weather/Track Conditions: Sun / Dry
Circuit: Silverstone Historic Grand Prix
Track Length: 5.857 Km - 3.6394 miles
Printed: 21-07-2018 - 19:05

MST
Results: www.mstworld.com. Live Timing: https://livetiming.getraceresults.com/mst. Email: timing@mstworld.com

Silverstone Classic - 20 - 22 Jul 2018

International Trophy For Classic GT Cars (Pre '66)

Race 9 - Sector Analysis

35 Smart / Hancock (C3) — Ford Shelby Mustang GT350

lap	Sect-1	Speed	Sect-2	Speed	Sect-3	Speed	Laptime	Pit
1		106.2	1:21.404	129.1	31.835	73.4	3:01.348	
2	50.883	110.6	1:22.716	124.0	31.426	77.4	2:45.025	
3	52.964	106.9	1:22.164	130.1	31.676	75.0	2:46.804	
4	53.469	111.1	1:21.358	128.6	30.745	80.9	2:45.572	
5	52.511	112.0	1:20.760	124.5	31.548	78.8	2:44.819	
6	51.936	113.0	1:20.557	128.3	31.669	77.6	2:44.162	
7	55.168	89.4	1:45.377	42.6	59.131	25.0	3:39.676	
8	1:42.314	28.4	2:39.449	38.4	In		5:21.608	P
9	Out	83.4	1:43.466	41.2	53.248	55.9	5:27.074	P
10	1:19.458	34.3	2:17.526	40.0	47.649	53.1	4:24.633	
11	1:27.280	31.7	1:44.709	97.0	35.004	81.8	3:46.993	
12	51.438	95.2	1:22.961	126.4	30.590	84.8	2:44.989	
13	50.397	108.2	1:21.183	128.6	31.067	83.3	2:42.647	
14	50.913	112.2	1:20.092	129.1	30.520	84.3	2:41.525	
15	50.913	111.7	1:20.935	127.8	30.836	83.9	2:42.684	
16	50.512	108.9	1:20.960	128.3	31.323	83.4	2:42.795	

41 Pietro Vergnano (C1) — Porsche 911

lap	Sect-1	Speed	Sect-2	Speed	Sect-3	Speed	Laptime	Pit
1		102.5	1:25.352	113.7	32.015	76.7	3:04.212	
2	53.701	99.7	1:28.659	108.8	31.550	77.9	2:53.910	
3	53.019	95.7	1:25.368	112.4	31.873	78.9	2:50.260	
4	54.170	99.4	1:24.090	111.7	31.337	78.6	2:49.597	
5	56.186	103.1	1:23.508	118.6	31.256	77.9	2:50.950	
6	53.614	104.5	1:24.408	113.4	33.086	75.4	2:51.108	
7	57.470	89.2	1:31.595	85.8	In		3:20.257	P
8	Out	91.1	1:51.188	36.9	52.443	64.3	5:17.645	P
9	1:21.920	35.8	2:26.140	51.8	52.660	54.1	4:40.720	
10	1:21.956	42.4	2:19.536	50.1	46.778	55.0	4:28.270	
11	1:18.509	51.4	1:54.267	65.2	36.394	75.5	3:49.170	
12	55.864	103.1	1:24.821	114.5	32.313	79.1	2:52.998	
13	53.390	107.4	1:24.183	117.7	31.488	75.1	2:49.061	
14	53.557	102.8	1:23.336	117.9	31.806	75.0	2:48.699	
15	53.377	99.9	1:23.256	119.0	31.156	77.7	2:47.789	
16	53.078	101.2	1:22.932	120.3	31.034	79.5	2:47.044	

46 Mike Whitaker (C3) — TVR Griffith

lap	Sect-1	Speed	Sect-2	Speed	Sect-3	Speed	Laptime	Pit
1		113.6	1:14.572	141.6	28.133	90.6	2:32.935	
2	45.853	112.8	1:14.044	145.6	28.397	91.3	2:28.294	
3	46.528	115.5	1:13.845	142.2	28.066	88.8	2:28.439	
4	47.261	116.1	1:13.944	144.9	27.968	90.2	2:29.173	
5	47.186	113.0	1:13.508	137.2	28.351	87.6	2:29.045	
6	47.765	109.7	1:15.903	133.7	29.401	88.8	2:33.069	
7	52.403	107.9	1:15.474	116.5	30.249	83.0	2:38.126	
8	50.999	100.6	1:26.109	98.7	38.028	37.4	2:55.136	
9	1:41.018	33.4	2:39.208	37.4	In		5:23.516	P
10	Out	97.1	1:19.704	72.2	50.048	62.7	5:19.244	P
11	1:20.080	33.2	2:17.543	40.9	46.783	51.2	4:24.406	
12	1:28.511	34.0	1:44.873	96.7	33.378	79.8	3:46.762	
13	48.733	107.9	1:14.836	141.9	28.129	91.7	2:31.698	
14	48.733	107.2	1:16.972	133.7	29.093	83.7	2:34.798	
15	47.143	107.0	1:13.253	131.1	29.356	90.4	2:29.752	
16	49.301	117.1	1:13.941	145.3	27.663	93.2	2:30.905	
17	46.050	115.9	1:13.249	144.6	27.425	92.2	2:26.724	
18								

52 Ron Maydon (CLP) — Ginetta G4R

lap	Sect-1	Speed	Sect-2	Speed	Sect-3	Speed	Laptime	Pit
1		120.9	1:15.580	132.1	28.304	89.1	2:35.537	
2	47.061	119.2	1:15.093	129.3	27.939	90.3	2:30.093	
3	47.173	118.8	1:15.449	128.6	28.245	89.1	2:30.867	
4	48.251	118.6	1:15.679	127.3	28.152	84.3	2:32.082	
5	48.069	119.0	1:16.481	126.6	28.643	84.5	2:33.193	
6	49.332	118.8	1:15.546	128.6	28.807	81.5	2:33.685	
7	48.034	120.1	1:16.800	81.1	32.324	82.2	2:37.158	
8	48.809	114.5	1:18.352	88.3	In		3:01.740	P
9	Out	111.1	2:02.500	35.4	52.008	63.5	4:59.028	P
10	1:22.058	43.0	2:26.231	53.1	51.607	51.7	4:39.896	
11	1:22.421	44.6	2:19.994	53.7	46.951	52.3	4:29.366	
12	1:18.038	57.8	1:55.744	70.5	34.472	86.0	3:48.254	
13	47.392	115.9	1:15.202	129.6	28.398	88.4	2:30.992	
14	47.360	117.7	1:15.414	128.3	28.826	88.4	2:31.600	
15	48.396	109.7	1:15.362	128.8	27.702	90.1	2:31.460	
16	46.880	119.0	1:15.359	128.1	28.368	87.3	2:30.607	
17	47.735	120.1	1:16.229	127.8	28.278	86.5	2:32.242	
18								

53 Pearson / Pearson (C3) — Jaguar E-type

lap	Sect-1	Speed	Sect-2	Speed	Sect-3	Speed	Laptime	Pit
1		112.8	1:16.160	136.7	28.821	87.8	2:36.455	
2	47.866	114.3	1:15.712	135.6	29.445	87.3	2:33.023	
3	48.399	121.4	1:15.264	136.1	28.451	88.4	2:32.114	
4	48.129	121.4	1:15.170	134.8	28.719	90.3	2:32.018	
5	47.496	114.5	1:14.877	137.0	28.019	90.2	2:30.392	
6	47.802	122.2	1:15.912	136.1	28.526	86.1	2:32.240	
7	49.703	119.0	1:15.726	112.6	32.146	83.3	2:37.575	
8	49.221	108.1	1:17.982	96.8	In		3:02.205	P
9	Out	105.4	1:44.796	24.8	52.926	64.4	5:17.493	P
10	1:18.714	42.3	2:25.478	54.3	52.757	42.2	4:36.949	
11	1:20.849	42.0	2:20.030	50.5	49.185	66.5	4:30.064	
12	1:17.914	45.3	1:53.891	79.4	31.048	89.0	3:42.853	
13	48.554	119.0	1:14.847	135.3	28.183	90.9	2:31.584	
14	47.142	114.1	1:15.414	134.8	28.059	89.6	2:30.615	
15	47.132	114.7	1:14.850	134.8	27.890	91.8	2:29.872	
16	46.926	116.3	1:14.995	135.6	27.923	89.5	2:29.844	
17	46.725	122.0	1:14.880	135.8	27.931	90.9	2:29.536	
18								

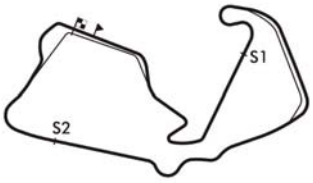

Session Start: 18:10:27 - Finish: 19:01:38
Weather/Track Conditions: Sun / Dry
Circuit: Silverstone Historic Grand Prix
Track Length: 5.857 Km - 3.6394 miles
Printed: 21-07-2018 - 19:05

MST
Results: www.mstworld.com. Live Timing: https://livetiming.getraceresults.com/mst. Email: timing@mstworld.com

Silverstone Classic - 20 - 22 Jul 2018

International Trophy For Classic GT Cars (Pre '66)

Race 9 - Sector Analysis

55 Melling / Minshaw (C3) — Jaguar E-type

lap	Sect-1	Speed	Sect-2	Speed	Sect-3	Speed	Laptime	Pit
1		100.9	1:20.449	131.8	31.234	75.2	2:45.894	
2	51.977	99.3	1:21.698	127.1	31.005	77.3	2:44.680	
3	51.714	114.7	1:20.663	124.0	32.153	75.4	2:44.530	
4	52.298	110.0	1:20.721	130.8	30.872	84.8	2:43.891	
5	50.975	106.9	1:19.181	133.4	30.308	76.0	2:40.464	
6	50.794	108.1	1:19.394	130.6	30.703	82.4	2:40.891	
7	56.654	100.3	2:05.799	45.1	In		4:06.408	P
8	Out	96.4	2:02.828	38.5	52.259	61.5	5:27.914	P
9	1:22.140	41.5	2:26.158	54.3	52.477	51.7	4:40.775	
10	1:21.562	44.1	2:20.077	51.7	46.858	52.2	4:28.497	
11	1:18.126	55.1	1:55.244	64.6	34.661	89.0	3:48.031	
12	46.108	120.5	1:13.461	139.5	27.887	88.4	2:27.456	
13	46.648	115.3	1:13.322	141.0	28.390	80.6	2:28.360	
14	46.569	114.5	1:12.963	137.0	27.904	89.0	2:27.436	
15	46.400	115.7	1:14.175	138.9	27.767	90.2	2:28.342	
16								

60 Sander van Gils (CLP) — Lotus Elan

lap	Sect-1	Speed	Sect-2	Speed	Sect-3	Speed	Laptime	Pit
1		103.2	1:19.891	124.0	30.403	86.7	2:47.911	
2	50.284	108.9	1:16.891	128.6	29.482	83.3	2:36.657	
3	49.449	114.7	1:16.084	127.3	28.768	90.4	2:34.301	
4	49.298	112.2	1:16.155	127.3	29.430	89.2	2:34.883	
5	48.813	115.3	1:15.223	128.1	29.172	89.0	2:33.208	
6	48.742	112.6	1:16.187	128.8	28.707	88.4	2:33.636	
7	1:12.104	45.6	2:18.570	48.9	In		4:41.222	P
8	Out	72.4	2:17.951	36.3	53.931	63.9	5:31.106	P
9	1:21.527	39.5	2:26.389	49.3	51.549	51.1	4:39.465	
10	1:22.256	45.4	1:45.551	100.0	33.848	76.7	3:41.655	
11	56.804	76.9	1:29.701	92.2	34.952	73.3	3:01.457	
12	58.297	79.2	1:26.807	124.7	29.383	88.7	2:54.487	
13	48.848	106.7	1:16.635	125.2	29.101	88.5	2:34.584	
14	48.455	117.5	1:16.435	124.5	28.628	86.9	2:33.518	
15	48.369	113.0	1:17.696	125.2	29.352	87.5	2:35.417	
16	49.404	110.9	1:16.651	125.4	28.776	89.1	2:34.831	
17	47.914	114.1	1:16.209	128.3	30.135	81.0	2:34.258	
18								

61 Bell / Orebi Gann (C2) — Morgan Plus 4 SLR

lap	Sect-1	Speed	Sect-2	Speed	Sect-3	Speed	Laptime	Pit
1		99.1	1:22.133	122.0	30.332	82.8	2:58.213	
2	50.618	106.5	1:21.089	123.1	31.063	83.1	2:42.770	
3	52.538	107.0	1:22.196	119.4	31.742	83.2	2:46.476	
4	52.712	105.8	1:20.523	123.1	30.378	84.2	2:43.613	
5	51.454	111.1	1:24.027	121.6	30.219	82.7	2:45.700	
6	51.470	110.2	1:21.199	121.8	30.564	83.6	2:43.233	
7	58.637	97.7	1:47.208	50.6	59.437	24.1	3:45.282	
8	1:41.704	30.0	2:39.258	46.6	In		5:21.379	P
9	Out	92.3	1:54.861	45.2	51.868	49.9	5:15.680	P
10	1:20.493	38.0	2:19.269	46.2	49.084	48.7	4:28.846	
11	1:20.376	41.6	1:49.868	58.8	36.304	78.0	3:46.548	
12	54.156	106.7	1:21.025	124.0	29.934	83.7	2:45.115	
13	50.740	113.2	1:19.908	124.0	29.994	83.8	2:40.642	
14	51.109	113.0	1:20.644	124.5	30.435	80.1	2:42.188	
15	51.606	113.0	1:20.995	123.4	30.155	82.2	2:42.756	
16	51.300	112.2	1:20.897	122.9	29.929	79.6	2:42.126	

63 Reichman / Tromans (CLP) — Lotus Elan 26R

lap	Sect-1	Speed	Sect-2	Speed	Sect-3	Speed	Laptime	Pit
1		106.2	1:22.100	118.8	31.637	77.8	2:56.402	
2	51.813	106.2	1:20.974	120.9	31.240	79.0	2:44.027	
3	52.721	109.5	1:22.352	117.5	31.530	83.3	2:46.603	
4	54.199	94.8	1:22.430	120.1	31.438	76.3	2:48.067	
5	54.350	107.2	1:22.141	120.1	31.359	80.5	2:47.850	
6	52.614	106.9	1:22.076	122.5	33.369	71.7	2:48.059	
7	1:04.719	66.0	1:45.125	75.7	In		3:41.419	P
8	Out	96.8	2:05.105	37.1	54.105	66.8	5:21.655	P
9	1:21.172	42.7	2:26.974	54.1	51.884	54.4	4:40.030	
10	1:22.331	45.4	2:20.082	51.2	46.711	55.0	4:29.124	
11	1:18.204	52.2	1:55.574	65.7	34.419	85.3	3:48.197	
12	49.700	113.4	1:17.345	125.9	29.944	84.7	2:36.989	
13	51.071	107.2	1:18.541	124.0	28.810	86.9	2:38.422	
14	49.212	113.7	1:17.881	124.5	28.616	86.3	2:35.709	
15	48.603	113.4	1:16.792	124.0	28.552	86.9	2:33.947	
16	48.189	114.3	1:17.079	124.3	28.177	86.4	2:33.445	

70 Bradshaw / Attwood (C1) — Porsche 911

lap	Sect-1	Speed	Sect-2	Speed	Sect-3	Speed	Laptime	Pit
1		98.8	1:25.978	111.5	31.802	76.3	3:03.830	
2	53.787	101.2	1:25.356	108.6	32.182	77.4	2:51.325	
3	55.517	94.1	1:25.535	110.7	31.854	76.7	2:52.906	
4	53.898	101.5	1:24.390	110.6	32.262	76.8	2:50.550	
5	55.504	103.4	1:25.904	110.0	31.402	75.8	2:52.810	
6	54.504	101.7	1:24.909	110.6	32.774	76.0	2:52.187	
7	58.182	94.1	1:29.993	86.7	38.036	39.7	3:06.211	
8	1:42.503	30.7	2:39.406	35.9	In		5:23.977	P
9	Out	88.8	1:52.270	38.5	52.392	57.4	5:15.233	P
10	1:20.829	37.0	2:18.948	45.5	47.565	52.5	4:27.342	
11	1:24.805	35.2	1:46.228	80.5	34.316	79.1	3:45.349	
12	53.215	101.2	1:23.581	109.5	30.571	78.6	2:47.367	
13	52.658	99.7	1:24.478	109.7	30.977	77.8	2:48.113	
14	52.745	100.2	1:24.135	108.9	30.829	78.9	2:47.709	
15	52.410	101.5	1:23.864	108.8	30.532	78.7	2:46.806	
16	52.382	100.8	1:22.945	109.3	30.740	77.4	2:46.067	

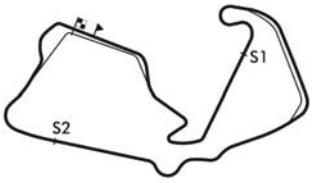

Session Start: 18:10:27 - Finish: 19:01:38
Weather/Track Conditions: Sun / Dry
Circuit: Silverstone Historic Grand Prix
Track Length: 5.857 Km - 3.6394 miles
Printed: 21-07-2018 - 19:05

MST
Results: www.mstworld.com. Live Timing: https://livetiming.getraceresults.com/mst. Email: timing@mstworld.com

Silverstone Classic - 20 - 22 Jul 2018

International Trophy For Classic GT Cars (Pre '66)

Race 9 - Sector Analysis

71 Roger Wills (C3) — Bizzarrini 5300 GT

lap	Sect-1	Speed	Sect-2	Speed	Sect-3	Speed	Laptime	Pit
1		112.6	1:14.431	134.2	28.187	90.3	2:32.128	
2	46.242	117.7	1:14.559	135.8	28.740	91.7	2:29.541	
3	46.720	114.1	1:14.463	135.3	28.397	84.4	2:29.580	
4	47.784	116.7	1:14.034	137.8	28.146	90.2	2:29.964	
5	47.458	121.1	1:14.320	136.1	28.440	90.2	2:30.218	
6	47.374	120.5	1:14.172	136.4	28.407	84.9	2:29.953	
7	50.313	115.7	1:15.352	128.6	29.050	84.9	2:34.715	
8	50.545	102.1	1:27.577	92.7	In		3:10.728	P
9	Out	98.7	1:51.253	25.4	53.945	63.5	5:23.346	P
10	1:19.261	41.9	2:25.279	52.8	53.363	51.0	4:37.903	
11	1:20.088	38.8	2:20.149	48.9	48.775	67.0	4:29.012	
12	1:18.464	44.3	1:54.020	86.6	31.783	87.0	3:44.267	
13	47.770	114.1	1:13.640	137.8	28.380	89.1	2:29.790	
14	46.918	116.1	1:14.130	133.2	28.070	90.2	2:29.118	
15	47.200	113.4	1:13.975	136.1	28.134	90.6	2:29.309	
16								

72 Jamie Boot (C3) — TVR Griffith

lap	Sect-1	Speed	Sect-2	Speed	Sect-3	Speed	Laptime	Pit
1		108.6	1:18.589	131.6	29.723	81.1	2:43.276	
2	48.427	109.5	1:17.376	133.2	29.740	82.0	2:35.543	
3	48.328	109.7	1:17.555	132.9	29.792	83.2	2:35.675	
4	49.247	106.0	1:16.575	135.0	29.643	81.7	2:35.465	
5	48.312	112.6	1:16.037	132.6	29.566	83.5	2:33.915	
6	48.356	117.3	1:16.091	134.8	29.279	83.7	2:33.726	
7	1:10.678	45.9	2:17.848	47.1	1:03.591	30.1	4:32.117	
8	1:43.319	40.6	2:42.908	41.2	In		5:20.259	P
9	Out	80.6	1:57.599	42.4	51.314	52.3	5:34.240	P
10	1:20.409	37.3	2:19.580	46.9	48.618	47.1	4:28.607	
11	1:21.633	39.2	1:47.932	60.7	36.267	80.8	3:45.832	
12	51.247	110.7	1:16.616	132.6	30.038	82.4	2:37.901	
13	49.495	106.2	1:19.642	123.8	30.677	82.0	2:39.814	
14	50.287	112.4	1:16.347	135.6	29.218	84.6	2:35.852	
15	48.147	113.7	1:17.048	137.0	29.236	85.1	2:34.431	
16	48.942	115.5	1:16.530	131.1	30.039	82.6	2:35.511	

77 Robin Ellis (CLP) — Lotus Elan 26R

lap	Sect-1	Speed	Sect-2	Speed	Sect-3	Speed	Laptime	Pit
1		109.5	1:19.918	125.9	30.509	85.1	2:47.827	
2	50.765	111.5	1:17.694	125.4	29.282	87.2	2:37.741	
3	49.312	113.0	1:17.670	125.2	29.411	86.1	2:36.393	
4	51.251	114.3	1:17.226	124.0	29.721	84.0	2:38.198	
5	49.663	113.6	1:16.935	122.2	28.611	88.2	2:35.209	
6	49.861	110.2	1:17.492	122.9	28.576	85.3	2:35.929	
7	1:03.793	45.9	2:18.497	49.4	1:02.033	29.2	4:24.323	
8	1:44.659	31.6	2:40.332	42.2	In		5:21.733	P
9	Out	90.9	2:05.065	46.8	52.921	42.1	5:20.953	P
10	1:20.073	40.1	2:19.420	46.2	50.278	54.6	4:29.771	
11	1:18.926	42.7	1:50.909	61.3	34.138	83.5	3:43.973	
12	50.476	109.3	1:17.877	124.3	29.260	86.5	2:37.613	
13	49.788	112.0	1:18.663	125.2	28.781	86.8	2:37.232	
14	49.947	113.2	1:18.493	124.5	29.730	84.7	2:38.170	
15	51.560	110.6	1:18.975	124.0	28.696	87.7	2:39.231	
16	48.722	114.5	1:17.908	121.6	28.944	87.2	2:35.574	

78 Galliers-Pratt / Cussons (C1) — Porsche 911

lap	Sect-1	Speed	Sect-2	Speed	Sect-3	Speed	Laptime	Pit
1							3:10.065	
2							2:54.032	
3							2:56.200	
4							2:56.525	
5							3:00.728	
6								

79 Haddon / Martin (CLP) — Lotus Elan 26R

lap	Sect-1	Speed	Sect-2	Speed	Sect-3	Speed	Laptime	Pit
1		112.6	1:16.347	127.6	28.161	90.3	2:37.118	
2	48.225	114.9	1:15.739	126.6	28.693	86.0	2:32.657	
3	48.086	116.3	1:14.961	127.1	27.973	89.7	2:31.020	
4	48.426	117.7	1:14.774	126.6	27.657	88.2	2:30.857	
5	47.977	117.5	1:14.822	126.4	27.714	89.5	2:30.513	
6	48.677	116.3	1:14.864	125.9	27.976	89.7	2:31.517	
7	47.300	116.3	1:17.255	70.3	31.959	88.0	2:36.514	
8	48.659	109.5	1:20.372	88.3	In		3:02.750	P

81 David Tomlin (CLP) — Lotus Elan

lap	Sect-1	Speed	Sect-2	Speed	Sect-3	Speed	Laptime	Pit
1		117.3	1:17.216	126.1	28.675	84.7	2:39.314	
2	47.979	116.7	1:16.010	125.7	28.089	87.2	2:32.078	
3	47.779	117.9	1:16.796	125.0	28.150	88.5	2:32.725	
4	48.764	116.7	1:17.305	124.3	28.109	87.2	2:34.178	
5	49.048	115.5	1:17.361	123.4	27.956	88.4	2:34.365	
6	48.684	116.1	1:16.413	125.0	28.064	85.5	2:33.161	
7	50.616	114.9	1:17.156	109.5	In		2:45.454	P
8	Out	102.0	1:19.360	124.5	29.354	79.6	3:56.421	P
9	53.543	93.3	2:02.203	40.4	52.053	64.6	3:47.799	
10	1:22.626	40.7	2:25.779	52.9	52.633	52.5	4:41.038	
11	1:21.142	48.5	2:20.371	47.6	46.681	51.0	4:28.194	
12	1:18.101	55.7	1:54.990	66.0	35.567	81.4	3:48.658	
13	48.881	116.9	1:16.355	126.9	28.503	84.0	2:33.739	
14	48.551	114.3	1:17.122	126.4	28.151	87.0	2:33.824	
15	47.970	117.5	1:15.728	126.4	28.238	86.8	2:31.936	
16	48.479	115.1	1:16.505	125.7	28.146	88.5	2:33.130	
17	49.119	116.1	1:16.547	126.4	27.941	86.3	2:33.607	
18								

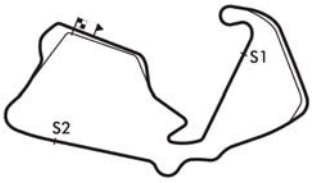

Session Start: 18:10:27 - Finish: 19:01:38
Weather/Track Conditions: Sun / Dry
Circuit: Silverstone Historic Grand Prix
Track Length: 5.857 Km - 3.6394 miles
Printed: 21-07-2018 - 19:05

MST
Results: www.mstworld.com. Live Timing: https://livetiming.getraceresults.com/mst. Email: timing@mstworld.com

Silverstone Classic - 20 - 22 Jul 2018

International Trophy For Classic GT Cars (Pre '66)

Race 9 - Sector Analysis

88 John Davison (C3) — TVR Griffith

lap	Sect-1	Speed	Sect-2	Speed	Sect-3	Speed	Laptime	Pit	lap	Sect-1	Speed	Sect-2	Speed	Sect-3	Speed	Laptime	Pit
1		118.4	1:14.321	129.1	28.701	90.0	2:30.287		10	1:18.690	41.3	2:25.197	53.3	53.036	45.0	4:36.923	
2	46.434	116.3	1:14.840	133.9	28.424	92.8	2:29.698		11	1:20.422	43.7	2:20.397	50.7	49.006	59.7	4:29.825	
3	46.453	116.3	1:13.737	134.2	28.018	90.8	2:28.208		12	1:18.108	43.8	1:53.567	84.4	31.623	87.3	3:43.298	
4	47.316	117.9	1:13.046	130.6	28.278	89.7	2:28.640		13	50.509	104.5	1:16.519	132.1	28.796	87.3	2:35.824	
5	47.003	116.7	1:14.108	137.2	27.708	90.2	2:28.819		14	48.115	115.5	1:14.454	133.2	28.087	92.2	2:30.656	
6	47.453	120.9	1:14.582	131.8	29.484	81.7	2:31.519		15	46.774	118.6	1:14.221	137.0	27.991	91.8	2:28.986	
7	56.753	104.5	1:16.093	118.6	30.395	85.2	2:43.241		16	46.439	118.1	1:13.361	126.1	28.354	91.4	2:28.154	
8	50.222	98.0	1:26.694	91.8	In		3:09.086	P	17	47.813	119.4	1:13.844	144.3	27.922	89.7	2:29.579	
9	Out	96.7	1:48.828	25.7	53.751	60.3	5:23.267	P	18								

89 Wrigley/Clark (C3) — Jaguar E-type

lap	Sect-1	Speed	Sect-2	Speed	Sect-3	Speed	Laptime	Pit	lap	Sect-1	Speed	Sect-2	Speed	Sect-3	Speed	Laptime	Pit
1		105.2	1:19.777	132.4	30.598	84.5	2:46.393		9	Out	90.4	1:54.544	43.6	52.694	52.1	5:32.475	P
2	48.958	109.1	1:18.269	131.1	29.714	86.3	2:36.941		10	1:19.576	37.5	2:19.146	48.9	49.136	48.5	4:27.858	
3	48.509	112.6	1:17.779	132.9	28.957	87.5	2:35.245		11	1:22.206	44.5	1:46.854	63.4	36.528	84.0	3:45.588	
4	48.503	106.9	1:17.094	132.1	29.286	89.6	2:34.883		12	51.237	107.7	1:17.796	130.8	30.044	87.3	2:39.077	
5	47.470	113.0	1:16.423	128.3	29.150	89.0	2:33.043		13	49.978	103.4	1:18.993	126.1	30.611	82.1	2:39.582	
6	48.339	110.7	1:16.653	133.9	28.792	86.3	2:33.784		14	49.434	106.9	1:18.014	133.7	30.437	88.4	2:37.885	
7	1:11.610	45.4	2:17.833	50.3	1:03.101	28.1	4:32.544		15	49.346	109.1	1:17.577	135.6	29.407	89.7	2:36.330	
8	1:44.470	34.1	2:40.968	40.8	In		5:20.972	P	16	48.485	113.9	1:16.571	134.5	29.328	88.1	2:34.384	

92 Thomas/Lockie (C3) — Jaguar E-type

lap	Sect-1	Speed	Sect-2	Speed	Sect-3	Speed	Laptime	Pit	lap	Sect-1	Speed	Sect-2	Speed	Sect-3	Speed	Laptime	Pit
1		120.3	1:14.224	131.8	28.244	89.6	2:31.459		10	1:19.594	41.6	2:24.694	55.6	53.627	50.3	4:37.915	
2	46.175	122.0	1:14.395	133.7	28.255	91.6	2:28.825		11	1:20.354	39.1	2:19.842	45.1	48.423	65.1	4:28.619	
3	46.899	127.1	1:13.203	134.8	28.338	90.0	2:28.440		12	1:19.299	45.7	1:52.917	90.8	32.113	88.5	3:44.329	
4	47.113	122.7	1:13.695	131.8	27.777	92.4	2:28.585		13	47.090	122.2	1:13.601	136.4	28.606	91.1	2:29.297	
5	46.807	127.1	1:14.330	134.2	27.547	93.9	2:28.684		14	47.491	123.8	1:13.995	134.5	27.731	92.8	2:29.217	
6	47.760	126.9	1:14.475	130.3	28.707	85.2	2:30.942		15	46.409	123.1	1:14.465	135.3	27.725	92.9	2:28.599	
7	47.656	125.9	1:14.516	92.4	32.055	84.5	2:34.227		16	46.265	124.0	1:14.218	133.9	27.884	92.1	2:28.367	
8	52.922	93.6	1:29.241	88.7	In		3:14.802	P	17	46.774	125.0	1:13.705	134.5	27.961	91.1	2:28.440	
9	Out	79.7	1:53.508	24.7	53.501	65.3	5:23.495	P	18								

94 Gans/Wolfe (C3) — AC Cobra

lap	Sect-1	Speed	Sect-2	Speed	Sect-3	Speed	Laptime	Pit	lap	Sect-1	Speed	Sect-2	Speed	Sect-3	Speed	Laptime	Pit
1		113.4	1:13.100	135.8	28.321	90.8	2:27.375		10	1:19.817	38.8	2:25.371	51.4	53.123	59.5	4:38.311	
2	45.562	113.9	1:12.557	142.5	27.612	92.6	2:25.731		11	1:21.298	36.7	2:19.822	47.0	47.317	52.8	4:28.437	
3	45.296	116.1	1:12.841	143.1	27.313	92.1	2:25.450		12	1:19.868	47.1	1:52.921	91.2	33.146	92.7	3:45.935	
4	47.758	122.0	1:13.021	142.5	27.622	91.2	2:28.401		13	46.660	130.1	1:12.818	144.6	28.186	92.6	2:27.664	
5	46.356	129.6	1:13.221	142.2	27.508	91.4	2:27.085		14	45.589	125.7	1:12.597	145.9	27.992	91.1	2:26.178	
6	46.796	119.0	1:13.933	141.6	28.237	91.6	2:28.966		15	46.680	127.3	1:12.330	145.3	27.510	92.7	2:26.520	
7	47.415	121.4	1:13.956	139.5	In		2:34.051	P	16	45.602	128.6	1:12.530	137.8	28.157	90.6	2:26.289	
8	Out	97.4	1:26.491	87.5	In		3:33.301	P	17	45.936	125.9	1:12.857	145.3	27.866	93.7	2:26.659	
9	Out	77.5	1:52.316	26.0	52.938	76.8	5:16.917	P	18								

95 Timothy De Silva (C3) — Jaguar E-type

lap	Sect-1	Speed	Sect-2	Speed	Sect-3	Speed	Laptime	Pit	lap	Sect-1	Speed	Sect-2	Speed	Sect-3	Speed	Laptime	Pit
1		108.9	1:18.358	129.8	29.524	82.8	2:42.139		9	Out	97.4	1:54.365	41.5	51.477	52.8	5:34.950	P
2	48.786	117.9	1:16.930	131.1	28.747	83.3	2:34.463		10	1:20.245	36.8	2:19.872	48.0	48.786	46.8	4:28.903	
3	47.968	117.5	1:18.299	131.8	28.433	84.8	2:34.700		11	1:21.010	37.6	1:48.657	59.6	36.137	79.0	3:45.804	
4	49.967	114.3	1:17.030	131.3	28.429	84.8	2:35.426		12	48.587	114.1	1:18.102	132.6	28.495	90.7	2:35.184	
5	48.899	116.1	1:16.220	130.8	28.527	88.7	2:33.646		13	47.972	112.2	1:17.362	134.8	28.966	86.0	2:34.300	
6	48.162	117.1	1:16.532	131.6	28.760	89.0	2:33.454		14	48.325	116.9	1:17.007	130.1	28.255	89.8	2:33.587	
7	1:12.780	42.9	2:17.329	52.8	1:04.228	31.8	4:34.337		15	47.393	114.5	1:16.515	134.2	28.026	88.8	2:31.934	
8	1:43.432	39.1	2:43.361	42.3	In		5:20.120	P	16	47.150	114.5	1:15.967	133.7	28.158	88.1	2:31.275	

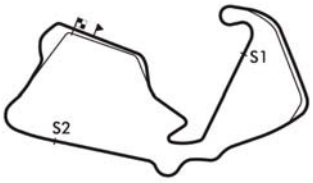

Session Start: 18:10:27 - Finish: 19:01:38
Weather/Track Conditions: Sun / Dry
Circuit: Silverstone Historic Grand Prix
Track Length: 5.857 Km - 3.6394 miles
Printed: 21-07-2018 - 19:05

MST
Results: www.mstworld.com. Live Timing: https://livetiming.getraceresults.com/mst. Email: timing@mstworld.com

Silverstone Classic - 20 - 22 Jul 2018

International Trophy For Classic GT Cars (Pre '66)

Race 9 - Sector Analysis

99 Dan Gibson (C3) — Shelby Daytona Cobra

lap	Sect-1	Speed	Sect-2	Speed	Sect-3	Speed	Laptime	Pit
1		114.7	1:13.701	144.6	28.331	89.7	2:28.676	
2	45.885	122.2	1:13.376	141.6	28.194	88.9	2:27.455	
3	45.812	130.3	1:12.984	142.5	27.689	88.4	2:26.485	
4	46.713	130.8	1:13.119	141.3	27.686	90.1	2:27.518	
5	46.633	130.8	1:13.654	141.6	27.405	92.3	2:27.692	
6	46.694	130.3	1:14.836	141.9	27.599	90.9	2:29.129	
7	47.642	127.1	1:13.847	140.7	31.981	74.2	2:33.470	
8	57.521	92.6	1:31.675	80.6	In		3:20.633	P
9	Out	78.0	1:51.999	26.2	52.494	76.1	5:24.827	P
10	1:20.123	39.7	2:25.422	52.5	52.715	57.0	4:38.260	
11	1:21.900	37.5	2:19.830	48.3	47.010	56.6	4:28.740	
12	1:19.669	48.5	1:53.574	85.9	33.235	86.5	3:46.478	
13	48.513	123.4	1:13.449	146.5	28.613	87.8	2:30.575	
14	47.555	117.9	1:13.624	144.9	28.071	91.2	2:29.250	
15	46.203	124.7	1:12.910	144.9	27.938	91.8	2:27.051	
16	46.839	129.8	1:13.044	142.5	27.559	90.1	2:27.442	
17	45.917	125.7	1:13.410	142.5	28.282	92.4	2:27.609	
18								

106 James Thorpe (C1) — TVR Grantura

lap	Sect-1	Speed	Sect-2	Speed	Sect-3	Speed	Laptime	Pit
1		100.9	1:25.294	110.7	32.247	80.2	3:08.351	
2	52.283	102.5	1:25.544	108.8	31.127	81.5	2:48.954	
3	53.104	102.6	1:24.877	110.4	30.921	81.5	2:48.902	
4	52.667	101.5	1:24.448	109.7	32.426	80.8	2:49.541	
5	53.821	102.5	1:23.726	109.7	30.939	81.4	2:48.486	
6	52.107	100.9	1:22.949	110.6	35.389	65.9	2:50.445	
7	1:00.947	85.9	1:32.327	87.0	In		3:24.066	P
8	Out	100.9	1:50.624	34.1	54.479	69.2	5:24.006	P
9	1:19.542	36.7	2:26.019	50.5	52.625	52.9	4:38.186	
10	1:21.475	38.2	2:20.270	45.9	46.391	57.7	4:28.136	
11	1:19.498	49.6	1:54.471	74.3	33.831	84.1	3:47.800	
12	55.564	101.4	1:22.943	113.4	30.298	81.7	2:48.805	
13	52.066	103.2	1:23.557	112.6	30.597	83.0	2:46.220	
14	51.943	102.8	1:23.119	112.8	30.381	84.3	2:45.443	
15	51.290	104.4	1:21.927	110.4	30.351	81.5	2:43.568	
16	51.285	102.8	1:21.913	110.4	30.925	82.1	2:44.123	

107 Burnett/Swift (C1) — Ogle SX1000

lap	Sect-1	Speed	Sect-2	Speed	Sect-3	Speed	Laptime	Pit
1		102.5	1:21.224	115.7	30.853	81.4	2:53.373	
2	50.805	95.1	1:21.661	115.9	30.575	79.4	2:43.041	
3	55.315	107.0	1:22.815	115.9	30.755	82.5	2:48.885	
4	52.441	103.4	1:21.247	108.1	In		2:49.488	P

123 Ryan Hooker (C1) — MG B

lap	Sect-1	Speed	Sect-2	Speed	Sect-3	Speed	Laptime	Pit
1		99.6	1:23.733	109.5	30.731	80.6	2:58.543	
2	51.839	100.2	1:23.336	106.4	29.549	81.5	2:44.724	
3	52.700	98.1	1:21.807	108.4	30.147	80.3	2:44.654	
4	53.087	98.0	1:23.659	107.9	30.189	76.6	2:46.935	
5	52.852	99.3	1:21.915	108.4	29.492	82.7	2:44.259	
6	51.949	98.5	1:21.812	108.1	30.014	80.6	2:43.775	
7	58.113	89.2	1:46.483	39.6	58.870	22.8	3:43.466	
8	1:42.429	30.5	2:39.780	38.8	In		5:21.631	P
9	Out	90.1	1:55.082	39.8	52.413	53.5	5:19.826	P
10	1:21.022	38.2	2:18.877	46.5	47.678	55.1	4:27.577	
11	1:24.529	36.1	1:46.719	79.6	34.267	83.0	3:45.515	
12	51.965	101.4	1:22.439	110.0	29.201	83.3	2:43.605	
13	51.448	100.3	1:21.295	107.5	29.312	82.1	2:42.055	
14	51.610	99.3	1:21.224	109.1	29.146	83.5	2:41.980	
15	51.179	100.5	1:21.123	109.8	29.032	82.7	2:41.334	
16	51.777	101.2	1:21.982	109.3	29.024	83.1	2:42.783	

127 Stretton/Ziegler (C3) — Jaguar E-type

lap	Sect-1	Speed	Sect-2	Speed	Sect-3	Speed	Laptime	Pit
1		112.8	1:16.259	135.0	28.675	88.2	2:36.856	
2	48.001	118.8	1:15.349	133.4	28.705	90.1	2:32.055	
3	48.188	119.4	1:15.277	133.9	27.882	89.6	2:31.347	
4	47.852	121.8	1:14.874	133.2	27.929	90.4	2:30.655	
5	47.013	123.4	1:15.177	132.4	28.027	90.3	2:30.217	
6	46.980	121.6	1:15.071	133.7	28.296	89.1	2:30.347	
7	47.768	113.6	1:18.719	71.1	31.128	82.5	2:37.615	
8	49.005	119.0	1:20.319	87.0	In		3:02.127	P
9	Out	98.7	1:48.802	25.2	53.920	67.3	5:20.717	P
10	1:18.559	41.0	2:25.146	55.5	53.334	47.0	4:37.039	
11	1:20.190	40.7	2:20.402	49.2	49.065	67.2	4:29.657	
12	1:17.681	42.5	1:53.889	78.0	32.307	87.0	3:43.877	
13	50.887	107.7	1:20.095	131.6	29.587	87.2	2:40.569	
14	52.304	103.1	1:18.431	136.1	29.332	89.5	2:40.067	
15	48.974	110.2	1:16.652	134.5	28.870	90.0	2:34.496	
16	50.067	113.0	1:17.120	129.6	28.990	90.6	2:36.177	
17	49.121	116.3	1:17.061	137.0	28.947	88.4	2:35.129	
18								

133 Bell/Welch (C2) — Austin Healey 3000

lap	Sect-1	Speed	Sect-2	Speed	Sect-3	Speed	Laptime	Pit
1		102.1	1:21.087	122.7	30.223	82.0	2:50.845	
2	50.604	103.2	1:20.012	122.0	30.126	84.4	2:40.742	
3	1:15.627	102.9	1:21.396	117.3	30.966	81.6	3:07.989	
4	53.274	96.8	1:21.049	116.1	31.256	79.0	2:45.579	
5	51.830	107.9	1:20.524	119.8	31.578	80.4	2:43.932	
6	52.086	106.0	1:20.648	115.5	32.164	75.5	2:44.898	
7	1:02.159	62.7	1:45.504	74.8	In		3:40.689	P
8	Out	93.1	2:05.128	35.9	In		5:31.347	P
9	Out	43.9	2:25.751	52.8	52.236	44.6	4:47.508	P
10	1:20.286	39.5	2:20.773	50.8	49.572	63.8	4:30.631	
11	1:17.270	43.5	1:53.747	71.9	32.563	84.0	3:43.580	
12	50.334	106.7	1:18.652	123.6	29.903	84.6	2:38.889	
13	50.849	107.9	1:18.942	122.5	29.195	85.9	2:38.986	
14	49.112	114.1	1:18.477	124.0	28.884	87.5	2:36.473	
15	48.968	111.5	1:18.796	122.9	29.105	87.8	2:36.869	
16	49.398	109.5	1:18.615	121.6	29.239	86.8	2:37.252	

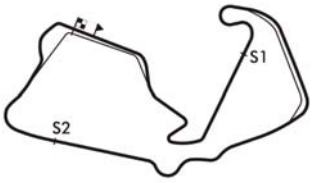

Session Start: 18:10:27 - Finish: 19:01:38
Weather/Track Conditions: Sun / Dry
Circuit: Silverstone Historic Grand Prix
Track Length: 5.857 Km - 3.6394 miles
Printed: 21-07-2018 - 19:05

MST
Results: www.mstworld.com. Live Timing: https://livetiming.getraceresults.com/mst. Email: timing@mstworld.com

Silverstone Classic - 20 - 22 Jul 2018

International Trophy For Classic GT Cars (Pre '66)

Race 9 - Sector Analysis

134 Stanley / Cole (C1) — MGB

lap	Sect-1	Speed	Sect-2	Speed	Sect-3	Speed	Laptime	Pit
1		102.0	1:22.057	116.5	30.784	78.6	2:53.844	
2	51.157	100.2	1:22.766	117.5	29.957	80.5	2:43.880	
3	54.723	102.1	1:22.909	116.1	30.246	81.1	2:47.878	
4	52.864	102.9	1:21.197	117.1	30.213	83.9	2:44.274	

141 Steve Jones (C1) — Porsche 911

lap	Sect-1	Speed	Sect-2	Speed	Sect-3	Speed	Laptime	Pit
1		103.9	1:26.391	114.3	32.378	75.1	3:08.075	
2	53.848	104.7	1:26.048	114.3	31.675	78.8	2:51.571	
3	54.460	103.4	1:25.704	115.7	31.648	77.5	2:51.812	
4	54.472	104.4	1:24.872	114.5	31.806	75.1	2:51.150	
5	53.658	105.7	1:25.513	114.7	31.669	79.2	2:50.840	
6	54.180	103.2	1:25.782	112.8	32.918	76.1	2:52.880	
7	56.848	99.3	1:29.625	89.4	40.111	46.9	3:06.584	
8	1:40.397	31.4	2:39.673	37.3	In		5:22.891	P
9	Out	91.8	1:52.403	37.5	53.360	56.6	5:15.712	P
10	1:20.514	34.6	2:18.428	41.0	47.652	51.4	4:26.594	
11	1:25.758	34.1	1:45.005	90.0	35.121	79.0	3:45.884	
12	53.894	104.2	1:24.876	116.1	31.536	77.5	2:50.306	
13	52.759	104.0	1:24.562	115.1	31.569	81.1	2:48.890	
14	52.408	105.5	1:23.432	115.7	31.367	72.8	2:47.207	
15	53.195	104.4	1:24.327	114.9	31.134	78.6	2:48.656	
16	52.571	106.0	1:24.372	112.6	31.499	71.9	2:48.442	

144 Hanson / Pochciol (C3) — AC Cobra

lap	Sect-1	Speed	Sect-2	Speed	Sect-3	Speed	Laptime	Pit
1		119.0	1:14.690	140.1	28.518	89.6	2:33.586	
2	46.568	119.0	1:14.840	141.6	28.105	89.1	2:29.513	
3	46.448	124.3	1:14.114	141.9	28.195	86.0	2:28.757	
4	47.639	122.9	1:14.328	141.6	28.034	88.7	2:30.001	
5	47.109	127.1	1:14.296	142.5	28.482	91.2	2:29.887	
6	47.420	122.5	1:14.551	143.1	27.981	86.7	2:29.952	
7	51.072	119.0	1:14.914	135.3	29.146	81.5	2:35.132	
8	50.174	101.1	1:27.504	91.9	In		3:11.497	P
9	Out	105.0	1:37.679	24.4	51.842	68.4	5:26.487	P
10	1:18.034	42.6	2:26.065	53.9	52.488	41.3	4:36.587	
11	1:20.752	40.8	2:20.615	48.0	48.551	66.5	4:29.918	
12	1:17.957	43.9	1:53.893	78.9	33.741	81.0	3:45.591	
13	50.376	110.9	1:18.501	131.3	30.574	83.0	2:39.451	
14			In	69.8	In		3:14.012	P

151 Yates / Twyman (C3) — AC Cobra

lap	Sect-1	Speed	Sect-2	Speed	Sect-3	Speed	Laptime	Pit
1		108.6	1:20.655	130.1	30.575	82.8	2:46.902	
2	50.373	113.9	1:17.039	128.3	29.842	85.2	2:37.254	
3	49.674	116.1	1:17.915	126.4	29.858	81.4	2:37.447	
4	50.766	116.7	1:17.564	127.8	29.996	85.6	2:38.326	
5	50.538	118.4	1:17.800	125.2	29.507	86.1	2:37.845	
6	48.898	116.5	1:17.227	128.1	29.560	85.6	2:35.685	
7	1:03.770	48.1	2:19.099	44.8	1:01.730	29.2	4:24.599	
8	1:44.227	32.1	2:40.029	46.2	In		5:21.447	P
9	Out	86.6	1:52.247	37.2	53.029	56.4	5:30.975	P
10	1:20.610	36.5	2:18.354	43.7	47.875	51.1	4:26.839	
11	1:25.333	36.6	1:45.378	92.1	34.375	87.3	3:45.086	
12	50.252	111.5	1:17.483	133.2	29.361	88.8	2:37.096	
13	49.741	111.1	1:19.018	132.6	30.319	85.6	2:39.078	
14	49.502	109.1	1:18.014	132.9	29.571	88.2	2:37.087	
15	48.606	116.7	1:16.298	131.3	29.651	88.2	2:34.555	
16	48.109	119.2	1:17.419	129.6	29.309	88.9	2:34.837	

153 Jake Hill (CLP) — Lotus Elan

lap	Sect-1	Speed	Sect-2	Speed	Sect-3	Speed	Laptime	Pit
1		113.2	1:14.695	131.3	28.031	92.1	2:30.441	
2	46.564	119.4	1:13.564	131.6	27.387	93.3	2:27.515	
3	46.209	120.3	1:13.106	130.1	27.366	90.9	2:26.681	
4	48.401	119.6	1:13.780	127.8	27.662	91.7	2:29.843	
5	46.790	118.8	1:13.274	129.3	27.436	92.4	2:27.500	
6	46.276	120.9	1:15.346	129.3	27.287	91.8	2:28.909	
7	46.016	122.0	1:13.499	130.3	30.621	70.7	2:30.136	
8	58.311	86.8	1:31.189	82.3	In		3:21.521	P
9	Out	89.4	1:52.385	32.7	52.067	73.1	5:16.878	P
10	1:21.526	32.0	2:26.274	52.2	52.925	52.8	4:40.725	
11	1:21.378	38.8	2:19.840	47.3	46.849	58.2	4:28.067	
12	1:18.969	56.9	1:54.845	69.0	34.187	88.3	3:48.001	
13	47.480	120.3	1:14.345	129.1	27.302	92.9	2:29.127	
14	45.970	120.5	1:13.575	129.3	27.456	92.8	2:27.001	
15	46.136	120.3	1:13.216	129.6	27.155	92.9	2:26.507	
16	45.969	120.7	1:13.189	129.6	27.372	92.6	2:26.530	
17	46.557	119.4	1:13.276	129.6	27.391	91.4	2:27.224	
18								

176 Hart / Hart (C3) — AC Cobra Daytona Coupe

lap	Sect-1	Speed	Sect-2	Speed	Sect-3	Speed	Laptime	Pit
1		113.4	1:13.520	142.5	28.140	91.1	2:27.012	
2	45.540	125.2	1:12.509	144.3	27.516	90.9	2:25.565	
3	45.611	125.0	1:12.152	144.6	27.361	91.2	2:25.124	
4	46.872	126.6	1:12.149	144.3	27.552	90.0	2:26.573	
5	46.104	125.2	1:12.417	144.9	27.507	90.8	2:26.028	
6	45.842	130.6	1:12.456	144.9	27.571	91.4	2:25.869	
7	46.368	125.7	1:13.379	144.9	28.713	73.6	2:28.460	
8	57.281	77.9	1:42.220	93.5	In		3:32.203	P
9	Out	80.9	1:51.286	30.1	53.048	76.3	5:27.572	P
10	1:19.891	40.4	2:24.929	50.5	52.967	48.8	4:37.787	
11	1:21.553	36.2	2:20.172	45.6	47.128	57.8	4:28.853	
12	1:19.499	49.7	1:53.674	80.1	34.286	90.7	3:47.459	
13	47.983	119.0	1:13.782	140.4	29.013	86.0	2:30.778	
14	47.230	120.7	1:13.914	141.9	27.878	89.5	2:29.022	
15	46.428	116.5	1:13.063	144.6	28.015	91.2	2:27.506	
16	47.343	125.0	1:13.731	144.0	27.852	87.6	2:28.926	
17	46.277	118.4	1:13.176	144.9	27.717	91.1	2:27.170	
18								

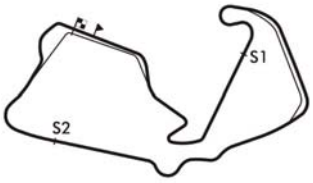

Session Start: 18:10:27 - Finish: 19:01:38
Weather/Track Conditions: Sun / Dry
Circuit: Silverstone Historic Grand Prix
Track Length: 5.857 Km - 3.6394 miles
Printed: 21-07-2018 - 19:05

MST
Results: www.mstworld.com. Live Timing: https://livetiming.getraceresults.com/mst. Email: timing@mstworld.com

Silverstone Classic - 20 - 22 Jul 2018

International Trophy For Classic GT Cars (Pre '66)

Race 9 - Sector Analysis

178 Philip Danby (C1) — MGB

lap	Sect-1	Speed	Sect-2	Speed	Sect-3	Speed	Laptime	Pit
1		99.6	1:26.741	107.4	32.398	73.5	3:09.497	
2	54.576	98.7	1:27.987	104.4	32.472	74.6	2:55.035	
3	1:00.127	96.7	1:28.784	105.0	32.378	75.9	3:01.289	
4	58.680	97.0	1:27.464	105.8	32.256	74.5	2:58.400	
5	58.081	96.7	1:28.536	107.4	33.802	70.9	3:00.419	
6	1:00.152	91.7	1:28.150	100.8	36.540	65.9	3:04.842	
7	1:01.119	87.5	1:33.576	94.8	33.819	72.9	3:08.514	
8	1:03.420	77.4	2:36.106	36.2	In		4:44.356	P
9	Out	83.6	1:45.290	35.1	In		5:12.956	P
10	Out	77.1	1:36.100	89.2	In		5:00.808	P
11	Out	93.6	1:31.998	98.4	33.313	74.6	4:28.871	P
12	57.754	88.3	1:32.163	100.6	34.441	63.0	3:04.358	
13	1:00.811	89.4	1:29.494	98.4	33.201	76.4	3:03.506	
14	56.532	95.6	1:30.369	102.9	32.361	77.9	2:59.262	
15	56.699	90.7	1:29.596	103.2	31.901	75.4	2:58.196	
16								

185 Stephen Bond (CLP) — Lotus Elan 26R

lap	Sect-1	Speed	Sect-2	Speed	Sect-3	Speed	Laptime	Pit
1		106.0	1:19.657	127.6	30.598	85.9	2:48.394	
2	51.029	107.4	1:18.423	125.7	28.855	84.3	2:38.307	
3	49.464	113.0	1:18.197	126.1	29.033	87.2	2:36.694	
4	50.611	111.3	1:17.387	127.8	29.685	84.6	2:37.683	
5	49.910	115.3	1:17.845	128.1	29.453	83.2	2:37.208	
6	49.618	108.1	1:17.510	127.1	29.176	79.9	2:36.304	
7	1:03.898	44.4	2:18.945	44.3	1:01.990	30.6	4:24.833	
8	1:44.055	31.6	2:39.661	47.6	In		5:21.600	P
9	Out	93.7	2:03.280	47.9	53.176	43.5	5:17.965	P
10	1:19.765	39.7	2:19.435	47.9	50.750	47.5	4:29.950	
11	1:18.824	40.7	1:51.021	58.2	34.462	84.1	3:44.307	
12	49.669	108.9	1:17.616	128.6	29.582	84.4	2:36.867	
13	49.918	109.1	1:18.329	128.6	29.709	84.2	2:37.956	
14	49.256	112.0	1:18.199	129.3	29.888	84.4	2:37.343	
15	50.952	114.3	1:17.335	126.6	28.625	85.9	2:36.912	
16	48.627	104.2	1:17.565	126.4	28.626	85.8	2:34.818	

191 Roderick Smith (C1) — MGB

lap	Sect-1	Speed	Sect-2	Speed	Sect-3	Speed	Laptime	Pit
1		102.5	1:26.570	110.9	32.322	79.4	3:10.561	
2	55.616	102.0	1:26.454	109.1	32.531	77.7	2:54.601	
3	59.910	99.4	1:25.045	110.9	31.885	76.5	2:56.840	
4	58.254	98.8	1:25.384	111.1	31.620	78.4	2:55.258	
5	59.804	94.8	1:29.441	83.4	In		3:12.944	P
6	Out	64.7	1:45.011	76.4	In		5:21.236	P
7	Out	63.5	1:47.401	71.5	In		7:48.774	P
8	Out	33.6	1:44.602	95.5	33.635	77.3	11:09.006	P
9	53.587	101.7	1:23.836	111.8	31.386	81.0	2:48.809	
10	53.331	103.1	1:24.840	111.5	31.065	81.2	2:49.236	
11	53.838	98.7	1:24.825	110.2	31.078	81.0	2:49.741	
12	53.574	99.9	1:24.434	110.6	31.202	79.9	2:49.210	
13	53.999	97.3	1:24.787	110.7	31.456	80.1	2:50.242	
14								

207 Harris / Wilmoth (C2) — Austin Healey 3000

lap	Sect-1	Speed	Sect-2	Speed	Sect-3	Speed	Laptime	Pit
1		103.1	1:20.036	125.4	30.798	87.0	2:49.287	
2	51.230	102.0	1:20.083	125.0	30.612	83.5	2:41.925	
3	53.044	106.7	1:19.959	125.0	30.988	77.9	2:43.991	
4	52.733	108.8	1:19.840	123.8	29.632	87.0	2:42.205	
5	50.634	107.5	1:19.752	124.7	29.743	86.6	2:40.129	
6	50.093	106.4	1:19.418	123.8	30.193	80.1	2:39.704	
7	55.964	90.8	2:06.425	47.5	1:03.075	27.2	4:05.464	
8	1:42.885	29.9	2:39.044	46.9	In		5:22.159	P
9	Out	95.7	2:02.824	47.0	52.764	48.1	5:14.934	P
10	1:19.708	40.8	2:19.589	47.7	50.489	44.7	4:29.786	
11	1:19.113	40.5	1:51.004	57.8	35.202	78.6	3:45.319	
12	49.786	109.5	1:19.631	124.0	31.406	83.0	2:40.823	
13	52.079	109.3	1:22.101	124.0	30.381	81.2	2:44.561	
14	51.378	113.7	1:19.921	122.5	30.364	82.2	2:41.663	
15	50.886	105.0	1:19.976	121.6	30.517	80.7	2:41.379	
16	50.407	107.5	1:20.184	121.8	30.085	82.3	2:40.676	

221 Greensall / Van Lanschot (C2) — Austin Healey 3000

lap	Sect-1	Speed	Sect-2	Speed	Sect-3	Speed	Laptime	Pit
1		108.9	1:19.867	126.6	30.423	88.7	2:47.468	
2	50.569	109.7	1:17.474	127.6	29.451	89.7	2:37.494	
3	49.077	111.8	1:18.200	126.1	29.507	84.8	2:36.784	
4	50.847	116.5	1:17.489	124.5	28.823	88.3	2:37.159	
5	48.843	114.5	1:16.684	125.2	28.852	87.8	2:34.379	
6	51.814	115.5	1:16.793	125.0	28.694	87.3	2:37.301	
7	1:03.522	45.0	2:18.891	47.7	1:01.795	29.6	4:24.208	
8	1:44.430	32.4	2:40.261	44.0	In		5:21.213	P
9	Out	86.9	2:04.936	46.7	52.960	45.8	5:21.491	P
10	1:19.818	40.8	2:19.758	48.3	49.990	60.6	4:29.566	
11	1:18.513	45.0	1:51.710	58.7	34.452	82.5	3:44.675	
12	52.670	105.0	1:22.773	124.0	30.902	83.8	2:46.345	
13	53.042	113.9	1:21.141	122.5	30.353	83.2	2:44.536	
14	51.040	113.9	1:21.371	122.2	30.062	79.2	2:42.473	
15	51.123	113.9	1:19.855	122.5	30.276	84.1	2:41.254	
16	50.492	115.1	1:20.133	123.4	30.166	82.7	2:40.791	

232 Alasdair Coates (C3) — AC Cobra

lap	Sect-1	Speed	Sect-2	Speed	Sect-3	Speed	Laptime	Pit
1		107.7	1:16.497	125.7	29.159	87.5	2:40.411	
2								

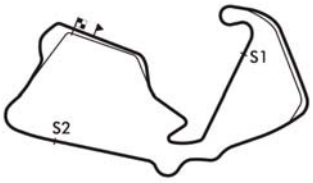

Session Start: 18:10:27 - Finish: 19:01:38
Weather/Track Conditions: Sun / Dry
Circuit: Silverstone Historic Grand Prix
Track Length: 5.857 Km - 3.6394 miles
Printed: 21-07-2018 - 19:05

MST
Results: www.mstworld.com. Live Timing: https://livetiming.getraceresults.com/mst. Email: timing@mstworld.com

Silverstone Classic - 20 - 22 Jul 2018

International Trophy For Classic GT Cars (Pre '66)

Race 9 - Sector Analysis

247 Bill Shepherd (C3) — Shelby Cobra

lap	Sect-1	Speed	Sect-2	Speed	Sect-3	Speed	Laptime	Pit
1		109.8	1:19.606	134.5	31.202	89.0	2:46.110	
2	48.642	114.3	1:17.105	134.8	29.528	87.3	2:35.275	
3	48.086	117.7	1:17.490	135.0	29.238	89.2	2:34.814	
4	49.147	114.5	1:16.348	134.2	29.458	87.7	2:34.953	
5	48.207	119.2	1:16.734	132.9	29.217	90.6	2:34.158	
6	48.407	120.9	1:15.856	138.1	29.248	88.0	2:33.511	
7	1:10.575	47.9	2:18.172	48.9	1:02.837	31.5	4:31.584	
8	1:44.391	35.1	2:41.611	41.6	In		5:20.489	P
9	Out	91.3	1:54.612	42.2	52.126	54.3	5:34.260	P
10	1:20.076	34.8	2:19.142	48.2	48.812	45.2	4:28.030	
11	1:22.566	48.5	1:46.895	59.5	36.363	84.8	3:45.824	
12	48.379	123.6	1:17.371	132.9	29.168	89.1	2:34.918	
13	47.723	112.0	1:18.247	135.8	29.077	90.9	2:35.047	
14	48.123	120.5	1:17.510	112.0	In		2:44.890	P

261 Binfield / Meaden (C1) — Gilbern 1800GT

lap	Sect-1	Speed	Sect-2	Speed	Sect-3	Speed	Laptime	Pit
1		98.8	1:24.544	109.8	31.731	77.3	3:04.536	
2	54.630	99.1	1:24.101	107.9	31.420	76.8	2:50.151	
3	54.369	99.0	1:24.098	107.0	31.074	77.1	2:49.541	
4	54.181	97.7	1:25.378	108.8	31.430	78.9	2:50.989	
5	54.468	98.4	1:25.020	106.9	30.907	77.8	2:50.395	
6	53.169	97.7	1:24.537	105.5	32.925	74.7	2:50.631	
7	1:00.199	84.9	1:32.327	88.0	39.617	27.7	3:12.143	
8	1:43.144	29.4	2:39.321	38.6	In		5:22.499	P
9	Out	86.4	1:52.004	43.8	53.366	52.5	5:16.312	P
10	1:19.342	37.1	2:19.412	46.0	48.831	48.9	4:27.585	
11	1:23.125	40.4	1:47.323	73.5	35.445	79.0	3:45.893	
12	55.857	95.2	1:28.198	106.0	31.632	79.0	2:55.687	
13	54.268	97.5	1:25.509	105.7	31.520	79.6	2:51.297	
14	53.937	98.3	1:25.038	107.0	31.253	79.9	2:50.228	
15	53.698	98.0	1:23.956	108.9	30.984	79.6	2:48.638	
16	53.374	97.8	1:24.719	106.2	31.456	77.0	2:49.549	

455 Mark Hope (C1) — MGB

lap	Sect-1	Speed	Sect-2	Speed	Sect-3	Speed	Laptime	Pit
1		103.2	1:24.724	109.7	31.781	76.8	3:01.609	
2	53.023	101.5	1:23.440	111.1	30.489	80.5	2:46.952	
3	55.190	100.2	1:23.014	110.7	30.401	81.0	2:48.605	
4	53.897	101.2	1:22.232	110.6	30.158	79.4	2:46.287	
5	53.081	102.1	1:22.871	111.5	30.715	79.6	2:46.667	
6	53.208	100.5	1:22.091	111.3	30.823	78.1	2:46.122	
7	1:00.364	63.4	1:45.544	73.0	In		3:39.529	P
8	Out	99.4	1:52.328	37.6	51.941	71.3	5:21.094	P
9	1:22.438	37.8	2:26.248	52.3	52.448	52.9	4:41.134	
10	1:22.142	43.0	2:19.452	46.8	46.835	57.2	4:28.429	
11	1:18.465	52.7	1:54.542	65.5	35.843	79.2	3:48.850	
12	56.345	96.3	1:23.090	111.8	30.579	81.2	2:50.014	
13	55.652	101.1	1:23.323	110.6	30.216	78.6	2:49.191	
14	54.528	99.0	1:22.701	107.0	30.835	81.2	2:48.064	
15	52.983	100.8	1:24.001	112.8	29.658	80.5	2:46.642	
16	52.782	103.7	1:22.272	112.4	29.298	81.7	2:44.352	

681 Gordon / Finburgh (B1) — Lotus Elite

lap	Sect-1	Speed	Sect-2	Speed	Sect-3	Speed	Laptime	Pit
1		103.2	1:23.097	113.4	30.210	81.2	2:57.546	
2	51.365	103.9	1:52.621	101.5	30.649	81.8	3:14.635	
3	54.850	102.9	1:23.652	113.7	31.536	77.8	2:50.038	
4	56.195	101.8	1:25.475	108.8	30.349	81.6	2:52.019	
5	53.863	104.0	1:25.106	112.4	30.559	82.6	2:49.528	
6	53.015	103.2	1:22.612	93.3	In		2:49.675	P
7	Out	80.8	1:32.935	89.7	33.681	74.2	3:44.994	P
8	1:03.518	80.2	2:36.218	35.1	In		4:46.320	P
9	Out	91.9	1:52.101	37.7	53.363	51.9	5:07.438	P
10	1:20.578	33.0	2:18.276	42.8	47.599	53.7	4:26.453	
11	1:26.252	32.8	1:44.908	87.3	34.699	79.8	3:45.859	
12	53.748	103.7	1:24.963	113.2	31.231	76.6	2:49.942	
13	52.784	104.7	1:21.292	113.9	29.825	82.6	2:43.901	
14	51.589	103.7	1:21.762	112.8	29.865	80.8	2:43.216	
15	51.456	104.9	1:21.564	113.2	29.853	82.0	2:42.873	
16	51.125	104.7	1:21.502	113.6	30.041	81.8	2:42.668	

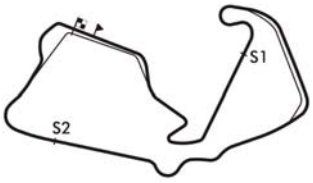

Session Start: 18:10:27 - Finish: 19:01:38
Weather/Track Conditions: Sun / Dry
Circuit: Silverstone Historic Grand Prix
Track Length: 5.857 Km - 3.6394 miles
Printed: 21-07-2018 - 19:05

MST
Results: www.mstworld.com. Live Timing: https://livetiming.getraceresults.com/mst. Email: timing@mstworld.com

Silverstone Classic - 20 - 22 Jul 2018

International Trophy For Classic GT Cars (Pre '66)

Race 9 - Best Sector Times

	SECTOR 1			SECTOR 2			SECTOR 3		
	NO	TIME	LAP	NO	TIME	LAP	NO	TIME	LAP
1	94	45.296	3	32	1:11.970	16	153	27.155	15
2	21	45.451	16	176	1:12.149	4	32	27.222	14
3	176	45.540	2	94	1:12.330	15	94	27.313	3
4	15	45.699	2	21	1:12.707	13	176	27.361	3
5	99	45.812	3	99	1:12.910	15	99	27.405	5
6	46	45.853	2	55	1:12.963	14	46	27.425	17
7	153	45.969	16	88	1:13.046	4	21	27.521	13
8	32	45.993	16	153	1:13.106	3	92	27.547	5
9	55	46.108	12	92	1:13.203	3	79	27.657	4
10	92	46.175	2	46	1:13.249	17	52	27.702	15
11	71	46.242	2	71	1:13.640	13	88	27.708	5
12	88	46.434	2	15	1:13.984	1	55	27.767	15
13	144	46.448	3	144	1:14.114	3	127	27.882	3
14	53	46.725	17	12	1:14.529	5	53	27.890	15
15	52	46.880	16	79	1:14.774	4	7	27.929	15
16	7	46.896	16	53	1:14.847	13	81	27.941	17
17	127	46.980	6	127	1:14.874	4	12	27.953	4
18	95	47.150	16	7	1:14.953	12	144	27.981	6
19	79	47.300	7	52	1:15.093	2	95	28.026	15
20	89	47.470	5	60	1:15.223	5	15	28.050	1
21	232	47.587	2	9	1:15.332	1	71	28.070	14
22	12	47.589	16	23	1:15.646	6	63	28.177	16
23	247	47.723	13	81	1:15.728	15	29	28.544	5
24	81	47.779	3	247	1:15.856	6	77	28.576	6
25	60	47.914	17	95	1:15.967	16	185	28.625	15
26	9	48.059	2	72	1:16.037	5	60	28.628	14
27	151	48.109	16	151	1:16.298	15	221	28.694	6
28	72	48.147	15	89	1:16.423	5	89	28.792	6
29	63	48.189	16	232	1:16.497	1	133	28.884	14
30	23	48.516	2	221	1:16.684	5	23	28.952	2
31	185	48.627	16	63	1:16.792	15	9	29.001	1
32	77	48.722	16	77	1:16.935	5	123	29.024	16
33	29	48.772	14	18	1:16.942	2	247	29.077	13
34	221	48.843	5	29	1:17.192	4	232	29.159	1
35	133	48.968	15	185	1:17.335	15	72	29.218	14
36	207	49.786	12	133	1:18.477	14	455	29.298	16
37	35	50.397	13	207	1:19.418	6	151	29.309	16
38	25	50.532	16	61	1:19.908	13	34	29.377	13
39	18	50.565	2	35	1:20.092	14	207	29.632	4
40	61	50.618	2	25	1:20.320	16	681	29.825	13
41	107	50.805	2	34	1:20.537	13	61	29.929	16
42	681	51.125	16	123	1:21.123	15	134	29.957	2
43	134	51.157	2	134	1:21.197	4	18	30.011	2
44	123	51.179	15	107	1:21.224	1	25	30.070	16
45	106	51.285	16	681	1:21.292	13	106	30.298	12
46	34	51.482	15	106	1:21.913	16	35	30.520	14
47	70	52.382	16	455	1:22.091	6	70	30.532	15

IDEAL / BEST LAP COMPARISON

NO	NAME	BEST	IN	IDEAL	DIFF
176	Hart/Hart	2:25.124	3	2:25.050	+0.074
94	Gans/Wolfe	2:25.450	3	2:24.939	+0.511
32	John Spiers	2:25.986	15	2:25.185	+0.801
21	Dodd/Dodd	2:26.407	16	2:25.679	+0.728
99	Dan Gibson	2:26.485	3	2:26.127	+0.358
153	Jake Hill	2:26.507	15	2:26.230	+0.277
46	Mike Whitaker	2:26.724	17	2:26.527	+0.197
55	Melling/Minshaw	2:27.436	14	2:26.838	+0.598
88	John Davison	2:28.154	16	2:27.188	+0.966
15	Oliver Bryant	2:28.254	1	2:27.733	+0.521
92	Thomas/Lockie	2:28.367	16	2:26.925	+1.442
144	Hanson/Pochciol	2:28.757	3	2:28.543	+0.214
71	Roger Wills	2:29.118	14	2:27.952	+1.166
53	Pearson/Pearson	2:29.536	17	2:29.462	+0.074
52	Ron Maydon	2:30.093	2	2:29.675	+0.418
127	Stretton/Ziegler	2:30.217	5	2:29.736	+0.481
79	Haddon/Martin	2:30.513	5	2:29.731	+0.782
12	Richard Kent	2:30.587	5	2:30.071	+0.516
7	Friedrichs/Hadfield	2:30.769	16	2:29.778	+0.991
95	Timothy De Silva	2:31.275	16	2:31.143	+0.132
81	David Tomlin	2:31.936	15	2:31.448	+0.488
89	Wrigley/Clark	2:33.043	5	2:32.685	+0.358
60	Sander van Gils	2:33.208	5	2:31.765	+1.443
9	Craig Davies	2:33.420	2	2:32.392	+1.028
63	Reichman/Tromans	2:33.445	16	2:33.158	+0.287
247	Bill Shepherd	2:33.511	6	2:32.656	+0.855
23	Fenn/Whight	2:33.666	2	2:33.114	+0.552
72	Jamie Boot	2:33.726	6	2:33.402	+0.324
30	Mat Jackson	2:34.358	6		+
221	Greensall/Van Lans	2:34.379	5	2:34.221	+0.158
151	Yates/Twyman	2:34.555	15	2:33.716	+0.839
185	Stephen Bond	2:34.818	16	2:34.587	+0.231
77	Robin Ellis	2:35.209	5	2:34.233	+0.976
29	Bellinger/Ahlers	2:35.695	6	2:34.508	+1.187
133	Bell/Welch	2:36.473	14	2:36.329	+0.144
18	Gregoire Audi	2:37.518	2	2:37.518	+0.000
207	Harris/Wilmoth	2:39.704	6	2:38.836	+0.868
232	Alasdair Coates	2:40.411	1	2:33.243	+7.168
61	Bell/Orebi Gann	2:40.642	13	2:40.455	+0.187
25	John Burton	2:40.922	16	2:40.922	+0.000
123	Ryan Hooker	2:41.334	15	2:41.326	+0.008
35	Smart/Hancock	2:41.525	14	2:41.009	+0.516
34	Karl Wetherell	2:41.943	13	2:41.396	+0.547
681	Gordon/Finburgh	2:42.668	16	2:42.242	+0.426
107	Burnett/Swift	2:43.041	2	2:42.604	+0.437
106	James Thorpe	2:43.568	15	2:43.496	+0.072
134	Stanley/Cole	2:43.880	2	2:42.311	+1.569

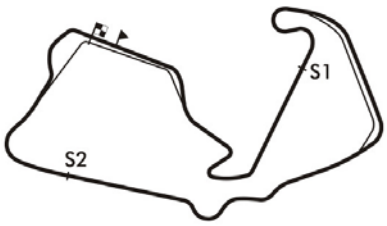

Session Start: 18:10:27 - Finish: 19:01:38
Weather/Track Conditions: Sun / Dry
Circuit: Silverstone Historic Grand Prix
Track Length: 5.857 Km - 3.6394 miles

Printed: 21-07-2018 - 19:06

Silverstone Classic - 20 - 22 Jul 2018

International Trophy For Classic GT Cars (Pre '66)

Race 9 - Best Sector Times

48	141	52.408	14	41	1:22.932	16	107	30.575	2
49	455	52.782	16	70	1:22.945	16	261	30.907	5
50	41	53.019	3	141	1:23.432	14	41	31.034	16
51	261	53.169	6	191	1:23.836	9	191	31.065	10
52	191	53.331	10	261	1:23.956	15	141	31.134	15
53	178	54.576	2	178	1:26.741	1	178	31.901	15
54	30			30			30		
55	78			78			78		

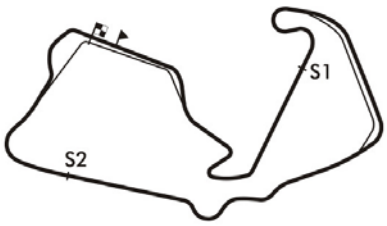

Session Start: 18:10:27 - Finish: 19:01:38
Weather/Track Conditions: Sun / Dry
Circuit: Silverstone Historic Grand Prix
Track Length: 5.857 Km - 3.6394 miles

Printed: 21-07-2018 - 19:06

Silverstone Classic - 20 - 22 Jul 2018

International Trophy For Classic GT Cars (Pre '66)

Race 9 - Best Sector Times

455	Mark Hope	2:44.352	16	2:44.171	+0.181
70	Bradshaw/Attwood	2:46.067	16	2:45.859	+0.208
41	Pietro Vergnano	2:47.044	16	2:46.985	+0.059
141	Steve Jones	2:47.207	14	2:46.974	+0.233
261	Binfield/Meaden	2:48.638	15	2:48.032	+0.606
191	Roderick Smith	2:48.809	9	2:48.232	+0.577
78	Galliers-Pratt/Cusso	2:54.032	2		+
178	Philip Danby	2:55.035	2	2:53.218	+1.817

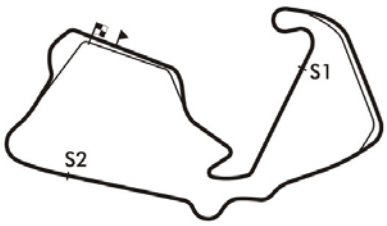

Session Start: 18:10:27 - Finish: 19:01:38
Weather/Track Conditions: Sun / Dry
Circuit: Silverstone Historic Grand Prix
Track Length: 5.857 Km - 3.6394 miles
Printed: 21-07-2018 - 19:06

Silverstone Classic - 20 - 22 Jul 2018

International Trophy For Classic GT Cars (Pre '66)

Race 9 - Best Sector Speeds

	NO	SECTOR 1	MPH	NO	SECTOR 2	MPH	NO	SECTOR 3	MPH
1	99	Dan Gibson	130.8	32	John Spiers	147.2	32	John Spiers	95.5
2	176	Hart/Hart	130.6	99	Dan Gibson	146.5	21	Dodd/Dodd	94.3
3	94	Gans/Wolfe	130.1	9	Craig Davies	145.9	92	Thomas/Lockie	93.9
4	92	Thomas/Lockie	127.1	94	Gans/Wolfe	145.9	94	Gans/Wolfe	93.7
5	144	Hanson/Pochciol	127.1	46	Mike Whitaker	145.6	153	Jake Hill	93.3
6	21	Dodd/Dodd	125.7	176	Hart/Hart	144.9	46	Mike Whitaker	93.2
7	7	Friedrichs/Hadfield	124.5	88	John Davison	144.3	88	John Davison	92.8
8	247	Bill Shepherd	123.6	144	Hanson/Pochciol	143.1	99	Dan Gibson	92.4
9	127	Stretton/Ziegler	123.4	21	Dodd/Dodd	141.9	53	Pearson/Pearson	91.8
10	32	John Spiers	122.7	55	Melling/Minshaw	141.0	15	Oliver Bryant	91.7
11	53	Pearson/Pearson	122.2	7	Friedrichs/Hadfield	138.1	71	Roger Wills	91.7
12	153	Jake Hill	122.0	15	Oliver Bryant	138.1	176	Hart/Hart	91.4
13	12	Richard Kent	121.4	247	Bill Shepherd	138.1	144	Hanson/Pochciol	91.2
14	71	Roger Wills	121.1	71	Roger Wills	137.8	9	Craig Davies	91.1
15	52	Ron Maydon	120.9	12	Richard Kent	137.0	247	Bill Shepherd	90.9
16	88	John Davison	120.9	53	Pearson/Pearson	137.0	95	Timothy De Silva	90.7
17	55	Melling/Minshaw	120.5	72	Jamie Boot	137.0	127	Stretton/Ziegler	90.6
18	151	Yates/Twyman	119.2	127	Stretton/Ziegler	137.0	60	Sander van Gils	90.4
19	81	David Tomlin	117.9	92	Thomas/Lockie	136.4	52	Ron Maydon	90.3
20	95	Timothy De Silva	117.9	89	Wrigley/Clark	135.6	79	Haddon/Martin	90.3
21	79	Haddon/Martin	117.7	95	Timothy De Silva	134.8	55	Melling/Minshaw	90.2
22	15	Oliver Bryant	117.5	151	Yates/Twyman	133.2	89	Wrigley/Clark	89.7
23	60	Sander van Gils	117.5	18	Gregoire Audi	132.1	221	Greensall/Van Lanschot	89.7
24	9	Craig Davies	117.3	52	Ron Maydon	132.1	7	Friedrichs/Hadfield	89.6
25	72	Jamie Boot	117.3	153	Jake Hill	131.6	23	Fenn/Whight	89.5
26	46	Mike Whitaker	117.1	23	Fenn/Whight	130.8	12	Richard Kent	89.4
27	29	Bellinger/Ahlers	116.9	35	Smart/Hancock	130.1	151	Yates/Twyman	88.9
28	221	Greensall/Van Lanschot	116.5	185	Stephen Bond	129.3	18	Gregoire Audi	88.8
29	23	Fenn/Whight	115.5	60	Sander van Gils	128.8	81	David Tomlin	88.5
30	185	Stephen Bond	115.3	29	Bellinger/Ahlers	127.8	77	Robin Ellis	88.2
31	77	Robin Ellis	114.5	79	Haddon/Martin	127.6	29	Bellinger/Ahlers	88.0
32	63	Reichman/Tromans	114.3	221	Greensall/Van Lanschot	127.6	133	Bell/Welch	87.8
33	133	Bell/Welch	114.1	81	David Tomlin	126.9	232	Alasdair Coates	87.5
34	89	Wrigley/Clark	113.9	25	John Burton	125.9	185	Stephen Bond	87.2
35	207	Harris/Wilmoth	113.7	63	Reichman/Tromans	125.9	207	Harris/Wilmoth	87.0
36	25	John Burton	113.2	77	Robin Ellis	125.9	63	Reichman/Tromans	86.9
37	61	Bell/Orebi Gann	113.2	232	Alasdair Coates	125.7	72	Jamie Boot	85.1
38	35	Smart/Hancock	113.0	207	Harris/Wilmoth	125.4	35	Smart/Hancock	84.8
39	232	Alasdair Coates	112.4	61	Bell/Orebi Gann	124.5	106	James Thorpe	84.3
40	18	Gregoire Audi	110.6	133	Bell/Welch	124.0	61	Bell/Orebi Gann	84.2

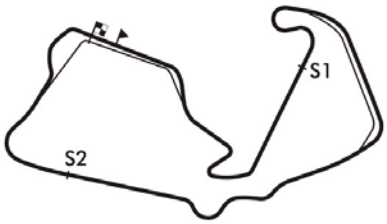

Session Start: 18:10:27 - Finish: 19:01:38
Weather/Track Conditions: Sun / Dry
Circuit: Silverstone Historic Grand Prix
Track Length: 5.857 Km - 3.6394 miles
Printed: 21-07-2018 - 19:06

Silverstone Classic - 20 - 22 Jul 2018

International Trophy For Classic GT Cars (Pre '66)

Race 9 - Best Sector Speeds

41	41	Pietro Vergnano	107.4	41	Pietro Vergnano	120.3	134	Stanley/Cole	83.9
42	107	Burnett/Swift	107.0	134	Stanley/Cole	117.5	25	John Burton	83.6
43	134	Stanley/Cole	106.9	141	Steve Jones	116.1	123	Ryan Hooker	83.5
44	141	Steve Jones	106.0	107	Burnett/Swift	115.9	681	Gordon/Finburgh	82.6
45	34	Karl Wetherell	105.4	34	Karl Wetherell	115.1	107	Burnett/Swift	82.5
46	681	Gordon/Finburgh	104.9	681	Gordon/Finburgh	113.9	34	Karl Wetherell	81.8
47	106	James Thorpe	104.4	106	James Thorpe	113.4	455	Mark Hope	81.7
48	455	Mark Hope	103.7	455	Mark Hope	112.8	191	Roderick Smith	81.2
49	70	Bradshaw/Attwood	103.4	191	Roderick Smith	111.8	141	Steve Jones	81.1
50	191	Roderick Smith	103.1	70	Bradshaw/Attwood	111.5	261	Binfield/Meaden	79.9
51	123	Ryan Hooker	101.4	123	Ryan Hooker	110.0	41	Pietro Vergnano	79.5
52	178	Philip Danby	99.6	261	Binfield/Meaden	109.8	70	Bradshaw/Attwood	79.1
53	261	Binfield/Meaden	99.1	178	Philip Danby	107.4	178	Philip Danby	77.9
54	30	Mat Jackson	0.0	30	Mat Jackson	0.0	30	Mat Jackson	0.0
55	78	Galliers-Pratt/Cussons	0.0	78	Galliers-Pratt/Cussons	0.0	78	Galliers-Pratt/Cussons	0.0

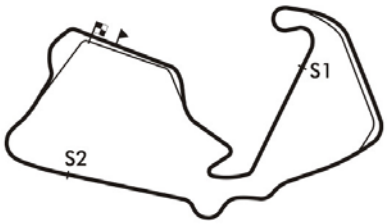

Session Start: 18:10:27 - Finish: 19:01:38
Weather/Track Conditions: Sun / Dry
Circuit: Silverstone Historic Grand Prix
Track Length: 5.857 Km - 3.6394 miles
Printed: 21-07-2018 - 19:06

Silverstone Classic - 20 - 22 Jul 2018

International Trophy For Classic GT Cars (Pre '66)

Race 9 - Lap Chart

Lap 1			Lap 2			Lap 3			Lap 4			Lap 5			Lap 6		
NO	Behind	Laptime	NO	Behind	Laptime	NO	Behind	Laptime	NO	Behind	Laptime	NO	Behind	Laptime	NO	Behind	Laptime
176		2:27.012	176		2:25.565	176		2:25.124	176		2:26.573	176		2:26.028	176		2:25.869
94	0.363	2:27.375	94	0.529	2:25.731	94	0.855	2:25.450	94	2.683	2:28.401	94	3.740	2:27.085	94	6.837	2:28.966
15	1.242	2:28.254	99	3.554	2:27.455	99	4.915	2:26.485	99	5.860	2:27.518	99	7.524	2:27.692	681	1 LAP	2:49.528
99	1.664	2:28.676	32	5.073	2:27.864	153	6.936	2:26.681	153	10.206	2:29.843	153	11.678	2:27.500	99	10.784	2:29.129
32	2.774	2:29.786	153	5.379	2:27.515	32	8.423	2:28.474	32	10.805	2:28.955	32	12.373	2:27.596	153	14.718	2:28.909
88	3.275	2:30.287	21	7.093	2:28.741	21	9.503	2:27.534	21	11.253	2:28.323	21	13.350	2:28.125	32	15.695	2:29.191
153	3.429	2:30.441	88	7.408	2:29.698	88	10.492	2:28.208	88	12.559	2:28.640	88	15.350	2:28.819	21	16.097	2:28.616
21	3.917	2:30.929	92	7.707	2:28.825	92	11.023	2:28.440	92	13.035	2:28.585	92	15.691	2:28.684	92	20.764	2:30.942
92	4.447	2:31.459	46	8.652	2:28.294	46	11.967	2:28.439	46	14.567	2:29.173	46	17.584	2:29.045	88	21.000	2:31.519
71	5.116	2:32.128	71	9.092	2:29.541	71	13.548	2:29.580	71	16.939	2:29.964	71	21.129	2:30.218	78	1 LAP	3:00.728
46	5.923	2:32.935	144	10.522	2:29.513	144	14.155	2:28.757	144	17.583	2:30.001	144	21.442	2:29.887	46	24.784	2:33.069
144	6.574	2:33.586	52	13.053	2:30.093	52	18.796	2:30.867	52	24.305	2:32.082	127	30.828	2:30.217	71	25.213	2:29.953
9	7.974	2:34.986	9	15.829	2:33.420	127	22.557	2:31.347	127	26.639	2:30.655	52	31.470	2:33.193	144	25.525	2:29.952
52	8.525	2:35.537	127	16.334	2:32.055	79	23.094	2:31.020	79	27.378	2:30.857	79	31.863	2:30.513	178	1 LAP	3:00.419
53	9.443	2:36.455	53	16.901	2:33.023	53	23.891	2:32.114	12	28.665	2:31.107	12	33.224	2:30.587	191	1 LAP	3:12.944
127	9.844	2:36.856	79	17.198	2:32.657	12	24.131	2:31.470	53	29.336	2:32.018	53	33.700	2:30.392	127	35.306	2:30.347
79	10.106	2:37.118	12	17.785	2:32.428	81	26.416	2:32.725	81	34.021	2:34.178	81	42.358	2:34.365	79	37.511	2:31.517
12	10.922	2:37.934	81	18.815	2:32.078	95	33.601	2:34.700	95	42.454	2:35.426	95	50.072	2:33.646	12	38.718	2:31.363
81	12.302	2:39.314	95	24.025	2:34.463	72	36.793	2:35.675	72	45.685	2:35.465	72	53.572	2:33.915	52	39.286	2:33.685
232	13.399	2:40.411	72	26.242	2:35.543	30	37.713	2:35.974	30	46.221	2:35.081	30	54.586	2:34.393	53	40.071	2:32.240
30	14.724	2:41.736	23	26.749	2:33.666	23	37.714	2:36.089	247	46.878	2:34.953	247	55.008	2:34.158	81	49.650	2:33.161
95	15.127	2:42.139	30	26.863	2:37.704	247	38.498	2:34.814	23	47.020	2:35.879	23	55.433	2:34.441	95	57.657	2:33.454
72	16.264	2:43.276	247	28.808	2:35.275	89	40.878	2:35.245	89	49.188	2:34.883	89	56.203	2:33.043	72	1:01.429	2:33.726
23	18.648	2:45.660	15	30.280	2:54.603	60	41.168	2:34.301	60	49.478	2:34.883	60	56.658	2:33.208	247	1:02.650	2:33.511
55	18.882	2:45.894	89	30.757	2:36.941	151	43.902	2:37.447	221	54.631	2:37.159	221	1:02.982	2:34.379	30	1:03.075	2:34.358
247	19.098	2:46.110	151	31.579	2:37.254	221	44.045	2:36.784	151	55.655	2:38.326	77	1:05.066	2:35.209	23	1:03.403	2:33.839
89	19.381	2:46.393	60	31.991	2:36.657	77	44.260	2:36.393	77	55.885	2:38.198	29	1:05.950	2:35.856	89	1:04.118	2:33.784
151	19.890	2:46.902	18	32.187	2:37.518	29	44.582	2:36.320	29	56.122	2:38.113	151	1:07.472	2:37.845	60	1:04.425	2:33.636
18	20.234	2:47.246	221	32.385	2:37.494	185	45.694	2:36.694	185	56.804	2:37.683	185	1:07.984	2:37.208	221	1:14.414	2:37.301
221	20.456	2:47.468	77	32.991	2:37.741	9	54.779	3:04.074	7	1:08.330	2:39.060	7	1:20.928	2:38.626	77	1:15.126	2:35.929
77	20.815	2:47.827	29	33.386	2:37.245	7	55.843	2:42.380	207	1:13.134	2:42.205	207	1:27.235	2:40.129	29	1:15.776	2:35.695
60	20.899	2:47.911	185	34.124	2:38.307	55	57.403	2:44.530	55	1:14.721	2:43.891	55	1:29.157	2:40.464	151	1:17.288	2:35.685
185	21.382	2:48.394	55	37.997	2:44.680	207	57.502	2:43.991	25	1:23.843	2:43.601	25	1:40.501	2:42.686	185	1:18.419	2:36.304
29	21.706	2:48.718	7	38.587	2:41.208	25	1:06.815	2:47.108	134	1:25.602	2:44.274	61	1:46.470	2:45.700	7	1:34.413	2:39.354
207	22.275	2:49.287	207	38.635	2:41.925	107	1:07.598	2:48.885	61	1:26.798	2:43.613	123	1:48.813	2:44.259	207	1:41.070	2:39.704
7	22.944	2:49.956	133	39.010	2:40.742	134	1:07.901	2:47.878	107	1:30.513	2:49.488	63	1:52.647	2:47.850	55	1:44.179	2:40.891
133	23.833	2:50.845	107	43.837	2:43.041	63	1:09.331	2:46.603	123	1:30.582	2:46.935	35	1:53.266	2:44.819	25	1:59.407	2:44.775
107	26.361	2:53.373	25	44.831	2:42.951	61	1:09.758	2:46.476	63	1:30.825	2:48.067	133	1:58.785	2:43.932	61	2:03.834	2:43.233
134	26.832	2:53.844	134	45.147	2:43.880	123	1:10.220	2:44.654	35	1:34.475	2:45.572	455	1:59.818	2:46.667	123	2:06.719	2:43.775
25	27.445	2:54.457	63	47.852	2:44.027	35	1:15.476	2:46.804	34	1:35.179	2:45.721	34	2:00.708	2:51.557	35	2:11.559	2:44.162
63	29.390	2:56.402	61	48.406	2:42.770	34	1:16.031	2:47.163	455	1:39.179	2:46.287	106	2:13.932	2:48.486	63	2:14.837	2:48.059
681	30.534	2:57.546	123	50.690	2:44.724	455	1:19.465	2:48.605	133	1:40.881	2:45.579	261	2:15.310	2:50.395	133	2:17.814	2:44.898
61	31.201	2:58.213	35	53.796	2:45.025	133	1:21.875	3:07.989	261	1:50.943	2:50.989	41	2:18.627	2:50.950	455	2:20.071	2:46.122
123	31.531	2:58.543	34	53.992	2:46.528	261	1:26.527	2:49.541	106	1:51.474	2:49.541	70	2:21.119	2:52.810			
34	33.029	3:00.041	455	55.984	2:46.952	106	1:28.506	2:48.902	41	1:53.705	2:49.597	141	2:23.146	2:50.840			
35	34.336	3:01.348	261	1:02.110	2:50.151	70	1:30.360	2:52.906	70	1:54.337	2:50.550						
455	34.597	3:01.609	70	1:02.578	2:51.325	41	1:30.681	2:50.260	141	1:58.334	2:51.150						
70	36.818	3:03.830	106	1:04.728	2:48.954	141	1:33.757	2:51.812	681	2:09.964	2:52.019						
41	37.200	3:04.212	41	1:05.545	2:53.910	78	1:42.596	2:56.200	78	2:12.548	2:56.525						
261	37.524	3:04.536	141	1:07.069	2:51.571	191	1:44.301	2:56.840	191	2:12.986	2:55.258						
141	41.063	3:08.075	78	1:11.520	2:54.032	681	1:44.518	2:50.038	178	2:19.947	2:58.400						
106	41.339	3:08.351	178	1:11.955	2:55.035	178	1:48.120	3:01.289									
178	42.485	3:09.497	191	1:12.585	2:54.601												

Session Start: 18:10:27 - Finish: 19:01:38
Weather/Track Conditions: Sun / Dry
Circuit: Silverstone Historic Grand Prix
Track Length: 5.857 Km - 3.6394 miles
Printed: 21-07-2018 - 19:07

MST
Results: www.mstworld.com. Live Timing: https://livetiming.getraceresults.com/mst. Email: timing@mstworld.com

Silverstone Classic - 20 - 22 Jul 2018

International Trophy For Classic GT Cars (Pre '66)

Race 9 - Lap Chart

Lap 7			Lap 8			Lap 9			Lap 10			Lap 11			Lap 12		
NO	Behind	Laptime	NO	Behind	Laptime	NO	Behind	Laptime	NO	Behind	Laptime	NO	Behind	Laptime	NO	Behind	Laptime
176		2:28.460	46		2:55.136	52		4:59.028	52		4:39.896	52		4:29.366	52		3:48.254
106	1 LAP	2:50.445	133	1 LAP	3:40.689	70	1 LAP	5:23.977	63	1 LAP	4:40.030	63	1 LAP	4:29.124	63	1 LAP	3:48.197
261	1 LAP	2:50.631	455	1 LAP	3:39.529	63	1 LAP	5:21.655	55	1 LAP	4:40.775	55	1 LAP	4:28.497	55	1 LAP	3:48.031
94	12.428	2:34.051	176	2.617	3:32.203	55	1 LAP	5:27.914	81	3.254	4:41.038	81	2.082	4:28.194	81	2.486	3:48.658
41	1 LAP	2:51.108	106	1 LAP	3:24.066	81	2.112	3:47.799	25	1 LAP	4:41.469	25	1 LAP	4:28.054	25	1 LAP	3:49.063
99	15.794	2:33.470	41	1 LAP	3:20.257	141	1 LAP	5:22.891	455	1 LAP	4:41.134	455	1 LAP	4:28.429	455	1 LAP	3:48.850
153	16.394	2:30.136	99	6.841	3:20.633	25	1 LAP	5:27.850	41	1 LAP	4:40.720	41	1 LAP	4:28.270	41	1 LAP	3:49.170
32	18.308	2:31.073	153	8.329	3:21.521	455	1 LAP	5:21.094	153	6.870	4:40.725	153	5.571	4:28.067	153	5.318	3:48.001
70	1 LAP	2:52.187	32	9.384	3:20.662	46	4.350	5:23.516	106	1 LAP	4:38.186	106	1 LAP	4:28.136	106	1 LAP	3:47.800
21	19.439	2:31.802	21	10.453	3:20.600	41	1 LAP	5:17.645	32	8.439	4:38.201	32	7.696	4:28.623	32	7.005	3:47.563
141	1 LAP	2:52.880	92	11.747	3:14.802	153	6.041	5:16.878	176	8.914	4:37.787	176	8.401	4:28.853	176	7.606	3:47.459
92	26.531	2:34.227	71	12.610	3:10.728	34	2 LAPS	4:47.141	21	10.314	4:38.374	21	9.396	4:28.448	21	7.948	3:46.806
681	1 LAP	2:49.675	144	14.108	3:11.497	178	1 LAP	4:44.356	99	10.866	4:38.260	99	10.240	4:28.740	99	8.464	3:46.478
71	31.468	2:34.715	88	15.281	3:09.086	106	1 LAP	5:24.006	94	12.309	4:38.311	94	11.380	4:28.437	94	9.061	3:45.935
144	32.197	2:35.132	94	16.143	3:33.301	32	10.134	5:19.916	92	14.095	4:37.915	92	13.348	4:28.619	92	9.423	3:44.329
46	34.450	2:38.126	127	17.002	3:02.127	176	11.023	5:27.572	71	14.797	4:37.903	71	14.443	4:29.012	71	10.456	3:44.267
88	35.781	2:43.241	79	18.729	3:02.750	681	1 LAP	4:46.320	127	15.696	4:37.039	127	15.987	4:29.657	127	11.610	3:43.877
127	44.461	2:37.615	52	20.138	3:01.740	21	11.836	5:20.549	88	16.409	4:36.923	88	16.868	4:29.825	88	11.912	3:43.298
79	45.565	2:36.514	53	21.805	3:02.205	99	12.502	5:24.827	53	17.185	4:36.949	53	17.883	4:30.064	53	12.482	3:42.853
52	47.984	2:37.158	34	2 LAPS	7:01.777	133	1 LAP	5:31.347	144	18.120	4:36.587	144	18.672	4:29.918	144	16.009	3:45.591
53	49.186	2:37.575	178	1 LAP	3:08.514	94	13.894	5:16.917	12	19.268	4:35.513	12	20.111	4:30.209	12	16.278	3:44.421
12	50.249	2:39.991	681	1 LAP	3:44.994	92	16.076	5:23.495	133	1 LAP	4:47.508	133	1 LAP	4:30.631	133	1 LAP	3:43.580
178	1 LAP	3:04.842	12	47.762	3:27.099	71	16.790	5:23.346	23	1 LAP	5:21.693	23	1 LAP	4:30.262	23	1 LAP	3:44.348
81	1:06.644	2:45.454	81	1:33.479	3:56.421	127	18.553	5:20.717	29	1 LAP	5:17.801	29	1 LAP	4:29.865	29	1 LAP	3:43.962
95	3:03.534	4:34.337	95	4:54.068	5:20.120	88	19.382	5:23.267	221	1 LAP	5:21.491	221	1 LAP	4:29.566	221	1 LAP	3:44.675
72	3:05.086	4:32.117	72	4:55.759	5:20.259	53	20.132	5:17.493	77	1 LAP	5:20.953	77	1 LAP	4:29.771	77	1 LAP	3:43.973
247	3:05.774	4:31.584	247	4:56.677	5:20.489	144	21.429	5:26.487	185	1 LAP	5:17.965	185	1 LAP	4:29.950	185	1 LAP	3:44.307
30	3:06.610	4:31.995	**30**	4:57.690	5:20.666	12	23.651	4:55.055	207	1 LAP	5:14.934	207	1 LAP	4:29.786	207	1 LAP	3:45.319
23	3:07.367	4:32.424	23	4:58.803	5:21.022	191	2 LAPS	7:48.774	**30**	1 LAP	5:29.181	30	1 LAP	4:29.130	30	1 LAP	3:45.373
89	3:08.202	4:32.544	89	4:59.588	5:20.972	60	4:39.006	4:39.465	61	1 LAP	5:15.680	61	1 LAP	4:28.846	61	1 LAP	3:46.548
221	3:10.162	4:24.208	221	5:01.789	5:21.213				95	1 LAP	5:34.950	95	1 LAP	4:28.903	95	1 LAP	3:45.804
77	3:10.989	4:24.323	77	5:03.136	5:21.733				72	1 LAP	5:34.240	72	1 LAP	4:28.607	72	1 LAP	3:45.832
29	3:11.980	4:24.664	29	5:03.839	5:21.445				247	1 LAP	5:34.260	247	1 LAP	4:28.030	247	1 LAP	3:45.824
151	3:13.427	4:24.599	151	5:05.288	5:21.447				89	1 LAP	5:32.475	89	1 LAP	4:27.858	89	1 LAP	3:45.588
185	3:14.792	4:24.833	185	5:06.806	5:21.600				261	1 LAP	5:16.312	261	1 LAP	4:27.585	261	1 LAP	3:45.893
7	3:17.022	4:11.069	7	5:09.330	5:21.894				123	1 LAP	5:19.826	123	1 LAP	4:27.577	123	1 LAP	3:45.515
60	3:17.187	4:41.222	207	5:10.647	5:22.159				70	1 LAP	5:15.233	70	1 LAP	4:27.342	70	1 LAP	3:45.349
207	3:18.074	4:05.464	61	5:12.449	5:21.379				151	1 LAP	5:30.975	151	1 LAP	4:26.839	151	1 LAP	3:45.086
61	3:20.656	3:45.282	123	5:13.770	5:21.631				141	1 LAP	5:15.712	141	1 LAP	4:26.594	141	1 LAP	3:45.884
123	3:21.725	3:43.466	35	5:14.797	5:21.608				681	1 LAP	5:07.438	681	1 LAP	4:26.453	681	1 LAP	3:45.859
55	3:22.127	4:06.408	261	5:16.668	5:22.499				34	2 LAPS	5:13.861	34	2 LAPS	4:25.705	34	2 LAPS	3:45.805
35	3:22.775	3:39.676	60	5:18.707	5:31.106				7	1 LAP	5:30.878	7	1 LAP	4:25.647	7	1 LAP	3:45.476
25	3:23.389	3:52.442							178	1 LAP	5:12.956	35	1 LAP	4:24.633	35	1 LAP	3:46.993
261	3:23.755	3:12.143							35	1 LAP	5:27.074	46	38.738	4:24.406	46	37.246	3:46.762
70	3:25.188	3:06.211							46	43.698	5:19.244	178	1 LAP	5:00.808	191	4 LAPS	11:09.006
191	1 LAP	5:21.236							60	3:40.765	3:41.655	60	2:12.856	3:01.457	60	1:19.089	2:54.487
63	3:27.796	3:41.419													178	1 LAP	4:28.871
141	3:28.281	3:06.584													55	2:28.532	2:27.456

Session Start: 18:10:27 - Finish: 19:01:38
Weather/Track Conditions: Sun / Dry
Circuit: Silverstone Historic Grand Prix
Track Length: 5.857 Km - 3.6394 miles
Printed: 21-07-2018 - 19:07

MST
Results: www.mstworld.com. Live Timing: https://livetiming.getraceresults.com/mst. Email: timing@mstworld.com

Silverstone Classic - 20 - 22 Jul 2018

International Trophy For Classic GT Cars (Pre '66)

Race 9 - Lap Chart

Lap 13			Lap 14			Lap 15			Lap 16			Lap 17		
NO	Behind	Laptime	NO	Behind	Laptime	NO	Behind	Laptime	NO	Behind	Laptime	NO	Behind	Laptime
52		2:30.992	153		2:27.001	153		2:26.507	153		2:26.530	153		2:27.224
153	3.453	2:29.127	21	0.726	2:26.891	21	1.027	2:26.808	21	0.904	2:26.407	94	0.664	2:26.659
21	4.289	2:27.333	52	1.146	2:31.600	94	1.470	2:26.520	94	1.229	2:26.289	32	1.229	2:26.266
81	5.233	2:33.739	94	1.457	2:26.178	32	2.639	2:25.986	32	2.187	2:26.078	21	1.469	2:27.789
94	5.733	2:27.664	32	3.160	2:26.792	52	6.099	2:31.460	99	8.299	2:27.442	99	8.684	2:27.609
63	1 LAP	2:36.989	176	5.960	2:29.022	176	6.959	2:27.506	176	9.355	2:28.926	176	9.301	2:27.170
32	6.822	2:30.809	92	6.491	2:29.217	99	7.387	2:27.051	52	10.176	2:30.607	92	11.636	2:28.440
176	7.392	2:30.778	99	6.843	2:29.250	92	8.583	2:28.599	92	10.420	2:28.367	52	15.194	2:32.242
92	7.728	2:29.297	71	7.918	2:29.118	71	10.720	2:29.309	53	19.914	2:29.844	53	22.226	2:29.536
99	8.047	2:30.575	81	8.603	2:33.824	81	14.032	2:31.936	81	20.632	2:33.130	88	23.404	2:29.579
71	9.254	2:29.790	53	13.235	2:30.615	53	16.600	2:29.872	88	21.049	2:28.154	81	27.015	2:33.607
53	13.074	2:31.584	63	1 LAP	2:38.422	88	19.425	2:28.986	63	1 LAP	2:33.947	63	1 LAP	2:33.445
25	1 LAP	2:44.008	88	16.946	2:30.656	63	1 LAP	2:35.709	12	36.344	2:31.412	12	39.961	2:30.841
88	16.744	2:35.824	12	23.873	2:32.915	12	31.462	2:34.096	95	1 LAP	2:31.934	46	49.416	2:26.724
127	21.187	2:40.569	25	1 LAP	2:42.778	178	2 LAPS	3:03.506	127	48.436	2:36.177	95	1 LAP	2:31.275
12	21.412	2:36.126	127	30.800	2:40.067	127	38.789	2:34.496	46	49.916	2:30.905	7	1 LAP	2:30.769
455	1 LAP	2:50.014	133	1 LAP	2:38.986	95	1 LAP	2:33.587	7	1 LAP	2:32.070	127	56.341	2:35.129
106	1 LAP	2:48.805	29	1 LAP	2:39.128	133	1 LAP	2:36.473	133	1 LAP	2:36.869	133	1 LAP	2:37.252
144	24.468	2:39.451	23	1 LAP	2:38.244	25	1 LAP	2:42.188	185	1 LAP	2:36.912	185	1 LAP	2:34.818
133	1 LAP	2:38.889	77	1 LAP	2:37.232	29	1 LAP	2:37.497	29	1 LAP	2:39.778	77	1 LAP	2:35.574
29	1 LAP	2:37.297	95	1 LAP	2:34.300	7	1 LAP	2:33.788	77	1 LAP	2:39.231	29	1 LAP	2:37.412
23	1 LAP	2:39.025	185	1 LAP	2:37.956	46	45.541	2:29.752	25	1 LAP	2:41.839	23	1 LAP	2:35.598
41	1 LAP	2:52.998	247	1 LAP	2:35.047	23	1 LAP	2:38.355	23	1 LAP	2:40.563	72	1 LAP	2:35.511
77	1 LAP	2:37.613	7	1 LAP	2:31.755	77	1 LAP	2:38.170	72	1 LAP	2:34.431	151	1 LAP	2:34.837
185	1 LAP	2:36.867	106	1 LAP	2:46.220	185	1 LAP	2:37.343	151	1 LAP	2:34.555	25	1 LAP	2:40.922
95	1 LAP	2:35.184	455	1 LAP	2:49.191	72	1 LAP	2:35.852	178	2 LAPS	2:59.262	89	1 LAP	2:34.384
247	1 LAP	2:34.918	46	42.296	2:34.798	247	1 LAP	2:44.890	89	1 LAP	2:36.330	30	1 LAP	2:38.681
207	1 LAP	2:40.823	30	1 LAP	2:39.209	30	1 LAP	2:39.443	30	1 LAP	2:38.564	207	1 LAP	2:40.676
30	1 LAP	2:40.964	72	1 LAP	2:39.814	151	1 LAP	2:37.087	106	1 LAP	2:43.568	106	1 LAP	2:44.123
72	1 LAP	2:37.901	41	1 LAP	2:49.061	89	1 LAP	2:37.885	207	1 LAP	2:41.379	221	1 LAP	2:40.791
221	1 LAP	2:46.345	89	1 LAP	2:39.582	106	1 LAP	2:45.443	221	1 LAP	2:41.254	178	2 LAPS	2:58.196
7	1 LAP	2:32.771	151	1 LAP	2:39.078	207	1 LAP	2:41.663	61	1 LAP	2:42.756	61	1 LAP	2:42.126
89	1 LAP	2:39.077	207	1 LAP	2:44.561	455	1 LAP	2:48.064	455	1 LAP	2:46.642	123	1 LAP	2:42.783
151	1 LAP	2:37.096	221	1 LAP	2:44.536	221	1 LAP	2:42.473	123	1 LAP	2:41.334	455	1 LAP	2:44.352
46	37.952	2:31.698	61	1 LAP	2:40.642	61	1 LAP	2:42.188	41	1 LAP	2:47.789	41	1 LAP	2:47.044
61	1 LAP	2:45.115	123	1 LAP	2:42.055	41	1 LAP	2:48.699	35	1 LAP	2:42.684	35	1 LAP	2:42.795
123	1 LAP	2:43.605	35	1 LAP	2:42.647	123	1 LAP	2:41.980	34	2 LAPS	2:42.459	60	1:49.990	2:34.258
70	1 LAP	2:47.367	34	2 LAPS	2:44.519	35	1 LAP	2:41.525	681	1 LAP	2:42.873	34	2 LAPS	2:42.838
34	2 LAPS	2:46.028	70	1 LAP	2:48.113	34	2 LAPS	2:41.943	60	1:42.956	2:34.831	681	1 LAP	2:42.668
35	1 LAP	2:44.989	681	1 LAP	2:43.901	681	1 LAP	2:43.216	70	1 LAP	2:46.806	70	1 LAP	2:46.067
141	1 LAP	2:50.306	144	1:08.026	3:14.012	70	1 LAP	2:47.709	141	1 LAP	2:48.656	141	1 LAP	2:48.442
681	1 LAP	2:49.942	141	1 LAP	2:48.890	141	1 LAP	2:47.207	191	4 LAPS	2:49.210	261	1 LAP	2:49.549
261	1 LAP	2:55.687	191	4 LAPS	2:49.236	60	1:34.655	2:35.417	261	1 LAP	2:48.638	191	4 LAPS	2:50.242
191	4 LAPS	2:48.809	261	1 LAP	2:51.297	191	4 LAPS	2:49.741						
60	1:22.681	2:34.584	60	1:25.745	2:33.518	261	1 LAP	2:50.228						
55	2:25.900	2:28.360	55	2:22.882	2:27.436	55	2:24.717	2:28.342						
178	1 LAP	3:04.358												

Session Start: 18:10:27 - Finish: 19:01:38
Weather/Track Conditions: Sun / Dry
Circuit: Silverstone Historic Grand Prix
Track Length: 5.857 Km - 3.6394 miles
Printed: 21-07-2018 - 19:07

MST
Results: www.mstworld.com. Live Timing: https://livetiming.getraceresults.com/mst. Email: timing@mstworld.com

Silverstone Classic - 20 - 22 Jul 2018

International Trophy For Classic GT Cars (Pre '66)

Race 9 - Lap Chart

Lap 1			Lap 2			Lap 3			Lap 4			Lap 5			Lap 6		
NO	Behind	Laptime	NO	Behind	Laptime	NO	Behind	Laptime	NO	Behind	Laptime	NO	Behind	Laptime	NO	Behind	Laptime
78	43.053	3:10.065	681	1:19.604	3:14.635												
191	43.549	3:10.561															

Session Start: 18:10:27 - Finish: 19:01:38
Weather/Track Conditions: Sun / Dry
Circuit: Silverstone Historic Grand Prix
Track Length: 5.857 Km - 3.6394 miles
Printed: 21-07-2018 - 19:07

MST
Results: www.mstworld.com. Live Timing: https://livetiming.getraceresults.com/mst. Email: timing@mstworld.com

Silverstone Classic - 20 - 22 Jul 2018

International Trophy For Classic GT Cars (Pre '66)

Race 9 - Lap Chart

Lap 7			Lap 8			Lap 9			Lap 10			Lap 11			Lap 12		
NO	Behind	Laptime	NO	Behind	Laptime	NO	Behind	Laptime	NO	Behind	Laptime	NO	Behind	Laptime	NO	Behind	Laptime

Session Start: 18:10:27 - Finish: 19:01:38
Weather/Track Conditions: Sun / Dry
Circuit: Silverstone Historic Grand Prix
Track Length: 5.857 Km - 3.6394 miles
Printed: 21-07-2018 - 19:07

MST
Results: www.mstworld.com. Live Timing: https://livetiming.getraceresults.com/mst. Email: timing@mstworld.com

Silverstone Classic - 20 - 22 Jul 2018

International Trophy For Classic GT Cars (Pre '66)

Race 9 - Lap Chart

Lap 13			Lap 14			Lap 15			Lap 16			Lap 17		
NO	Behind	Laptime	NO	Behind	Laptime	NO	Behind	Laptime	NO	Behind	Laptime	NO	Behind	Laptime

Session Start: 18:10:27 - Finish: 19:01:38
Weather/Track Conditions: Sun / Dry
Circuit: Silverstone Historic Grand Prix
Track Length: 5.857 Km - 3.6394 miles
Printed: 21-07-2018 - 19:07

MST
Results: www.mstworld.com. Live Timing: https://livetiming.getraceresults.com/mst. Email: timing@mstworld.com

Results Booklet

SilverstoneClassic

20/21/22 JULY 2018

Timing & Results by MST SYSTEMS Ltd.
www.mstworld.com

© MST SYSTEMS Ltd 2018
The Haysfield, Spring Lane North, Malvern WR14 1GF
t: +44 (0) 1684 560614 e: timing@mstworld.com

HSCC

SilverstoneClassic
20/21/22 JULY 2018

Silverstone Grand Prix Circuit

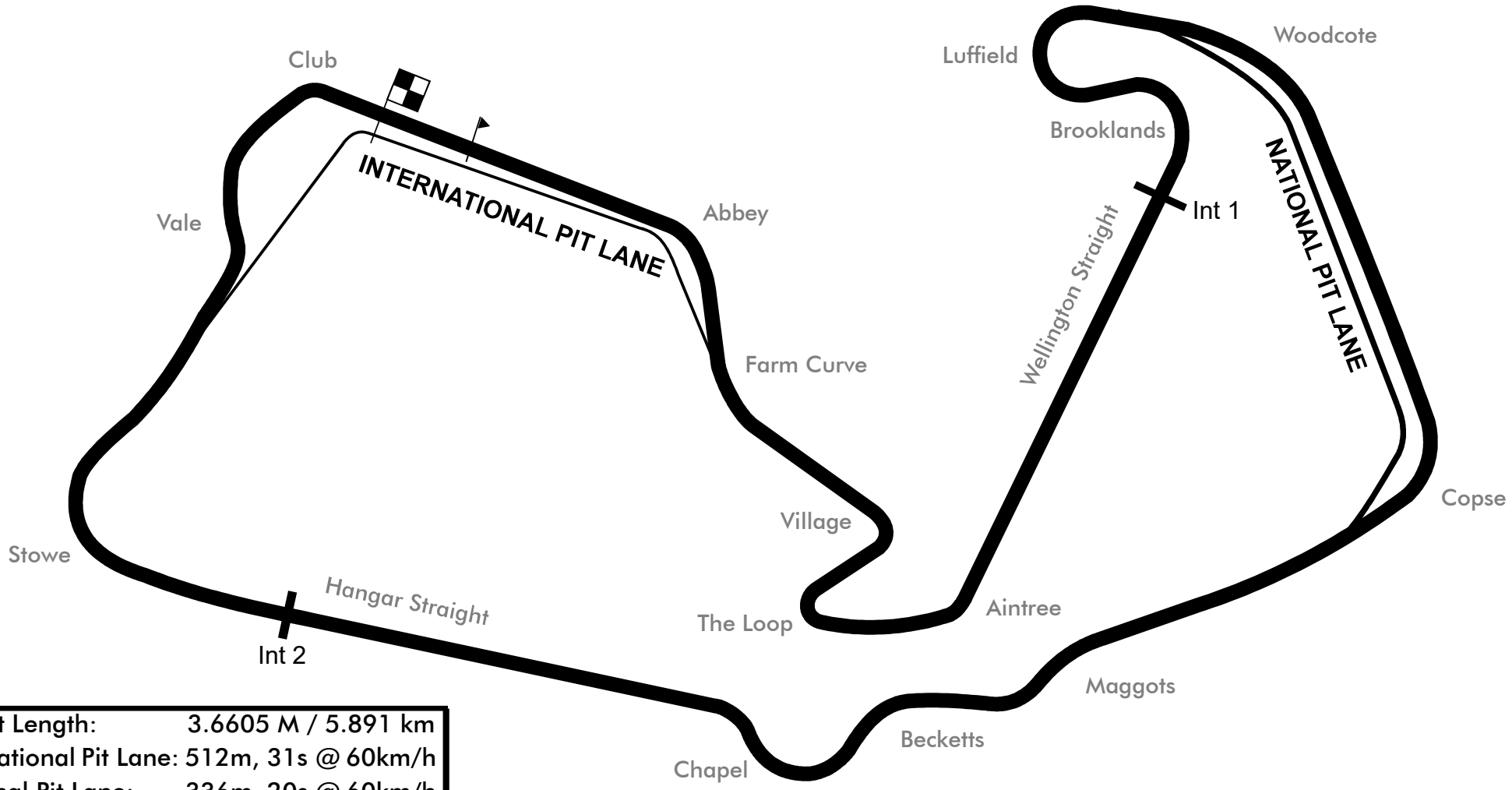

Circuit Length:	3.6605 M / 5.891 km
International Pit Lane:	512m, 31s @ 60km/h
National Pit Lane:	336m, 20s @ 60km/h
Intermediate 1:	1.757 km
Intermediate 2:	4.760 km
Start line offset:	132.3 m

MST

Silverstone Classic - 20 - 22 Jul 2018

Yokohama Trophy For FIA Masters Historic Sports Cars

Qualifying for Race 10 - Provisional Classification

Sheet No:

POS	NO	DRIVER/S	CLASS	CLASS POS	CAR MAKE / MODEL	TIME	ON	LAPS	GAP	DIFF	MPH
1	89	Andrew Banks-Max Banks	ROD	1	McLaren M6B	2:09.009	4	12			102.15
2	9	Max Smith-Hilliard-Nick Padmore	MAR	1	Chevron B19	2:10.150	11	12	1.141	1.141	101.25
3	25	Michael Gans	MAR	2	Lola T290	2:10.901	6	12	1.892	0.751	100.67
4	14	Oliver Bryant	ROD	2	Lola T70 Mk3B	2:11.176	11	13	2.167	0.275	100.46
5	165	Diogo Ferrao-Martin Stretton	MAR	3	Lola T292	2:12.146	3	10	3.137	0.970	99.72
6	4	Andrew Kirkaldy-Ross Hyett	MAR	4	Chevron B19	2:12.204	3	11	3.195	0.058	99.68
7	95	Gary Culver	ROD	3	Lola Mk3B	2:12.669	2	13	3.660	0.465	99.33
8	80	Henry Fletcher	MAR	5	Chevron B19	2:13.250	9	12	4.241	0.581	98.90
9	66	Mike Donovan	ROD	4	Lola T70 Mk3B	2:13.374	2	9	4.365	0.124	98.80
10	99	Paul Gibson	ROD	5	Lola T70 Mk3B	2:13.674	12	12	4.665	0.300	98.58
11	23	Gary Pearson-John Pearson	ROD	6	Lola T70 Mk3B	2:13.780	4	10	4.771	0.106	98.50
12	52	Robert Oldershaw	INV	1	Lola T290	2:14.093	4	10	5.084	0.313	98.27
13	210	David Tomlin	MAR	6	Lola T210	2:14.167	9	12	5.158	0.074	98.22
14	76	Mike Wrigley-Matthew Wrigley	MAR	7	Chevron B19	2:14.310	8	11	5.301	0.143	98.11
15	140	Goncalo Gomes-James Claridge	INV	2	Lola T212	2:14.659	8	11	5.650	0.349	97.86
16	57	Graham Adelman-Andrew Willis	MAR	8	Lola T210	2:14.732	8	12	5.723	0.073	97.81
17	34	David Hart	ROD	7	Lola T70 Mk3B	2:15.202	9	12	6.193	0.470	97.47
18	3	Jason Wright	ROD	8	Lola T70 Mk3B	2:15.608	8	12	6.599	0.406	97.18
19	18	Mark Dwyer-James Brashaw	ROD	9	Lola T70 Mk3B	2:16.647	3	11	7.638	1.039	96.44
20	108	Nick Sleep-Alex Montgomery	ROD	10	Lola Mk3	2:16.961	7	10	7.952	0.314	96.22
21	44	Philip Hall	MAR	9	Lola T212	2:18.014	3	11	9.005	1.053	95.48
22	26	Marc Devis	ROD	11	Lola T70 Mk3 Spyder	2:18.951	6	10	9.942	0.937	94.84
23	132	Mike Catlow	MAR	10	Chevron B19	2:20.721	5	11	11.712	1.770	93.64
24	123	Ross Hyett-Nick Adams	SIF	1	Chevron B16	2:21.132	3	10	12.123	0.411	93.37
25	12	Paul Allen	INV	3	Lola T212	2:21.221	9	11	12.212	0.089	93.31
26	22	Michiel Smits	HUL	1	Lola T70 Mk1 Spyder	2:21.481	5	11	12.472	0.260	93.14
27	29	Keith Ahlers-James Billy Bellinger	HUL	2	Cooper Monaco King Cobra	2:21.844	4	11	12.835	0.363	92.90
28	192	Julian Thomas-Calum Lockie	BON	1	Chevron B8	2:21.926	9	11	12.917	0.082	92.85
29	96	Andrew Beaumont	HUL	3	McLaren M1B	2:22.822	7	11	13.813	0.896	92.27
30	90	Gregory Thornton	BON	2	Chevron B8	2:23.753	3	5	14.744	0.931	91.67
31	16	Chris Jolly-Steve Farthing	HUL	4	Cooper Monaco T61M	2:24.855	10	11	15.846	1.102	90.97
32	98	John Davison	BON	3	Chevron B6	2:26.124	3	3	17.115	1.269	90.18
33	19	Andrew Owen-Mark Owen	BON	4	Chevron B8	2:26.858	7	11	17.849	0.734	89.73
34	42	Gavan Kershaw	HUL	5	Lotus 30	2:27.061	5	9	18.052	0.203	89.61
35	72	Jamie Boot	SIF	2	Chevron B16	2:29.355	8	11	20.346	2.294	88.23
36	82	Peter Hallford	INV	4	Chevrolet Corvette	2:29.451	3	5	20.442	0.096	88.17
37	40	Sandy Watson	BON	5	Chevron B8	2:29.630	11	11	20.621	0.179	88.07
38	83	Justin Maeers-Charlie Martin	HUL	6	Lola T70 Spyder Mk2	2:30.412	4	5	21.403	0.782	87.61
39	160	Michael Birch-Gareth Burnett	INV	5	Elva GT160	2:30.582	9	10	21.573	0.170	87.51
40	88	Richard McAlpine-Chris Keen	HUL	7	McLaren M1B	2:33.189	3	9	24.180	2.607	86.02

Car 140 - best lap time removed, pit lane speed infringement (78 kph).
Car 108 - no working transponder or side number.

Session Start: 17:15:00 - Finish: 17:54:25
Weather/Track Conditions: Cloud / Dry
Circuit: Silverstone Grand Prix Wing
Track Length: 5.891 Km - 3.6605 miles

These results are provisional until the conclusion of any judicial and technical matters.

FIA Race Director: Richard Cuene-Grandidier	Chief Timekeeper: Nick Palmer	Issued at:

Silverstone Classic - 20 - 22 Jul 2018

Yokohama Trophy For FIA Masters Historic Sports Cars

Qualifying for Race 10 - Provisional Classification

Sheet No:

POS	NO	DRIVER/S	CLASS	CLASS POS	CAR MAKE / MODEL	TIME	ON	LAPS	GAP	DIFF	MPH
41	136	Andrew Garside-Andrew Newall	HUL	8	Lotus 23B	2:34.752	3	3	25.743	1.563	85.15
42	177	Tommy Gilmartin	BON	6	Chevron B8	2:37.630	4	8	28.621	2.878	83.60
43	73	Keith Martin	MAR	11	Dulon Dino LD10B	2:39.916	6	9	30.907	2.286	82.40
44	2	Harindra De Silva-Timothy De Silva	MAR	12	Taydec Mk3			1			0.00
45	27	John Sheldon	SIF	3	Chevron B16						

Car 140 - best lap time removed, pit lane speed infringement (78 kph).
Car 108 - no working transponder or side number.

Session Start: 17:15:00 - Finish: 17:54:25
Weather/Track Conditions: Cloud / Dry
Circuit: Silverstone Grand Prix Wing
Track Length: 5.891 Km - 3.6605 miles

These results are provisional until the conclusion of any judicial and technical matters.

FIA Race Director: Richard Cuene-Grandidier	Chief Timekeeper: Nick Palmer	Issued at:

Silverstone Classic - 20 - 22 Jul 2018

Yokohama Trophy For FIA Masters Historic Sports Cars

Qualifying for Race 10 - Final Classification

Sheet No:

POS	NO	DRIVER/S	CLASS	CLASS POS	CAR MAKE / MODEL	TIME	ON	LAPS	GAP	DIFF	MPH
1	89	Andrew Banks-Max Banks	ROD	1	McLaren M6B	2:09.009	4	12			102.15
2	9	Max Smith-Hilliard-Nick Padmore	MAR	1	Chevron B19	2:10.150	11	12	1.141	1.141	101.25
3	25	Michael Gans	MAR	2	Lola T290	2:10.901	6	12	1.892	0.751	100.67
4	14	Oliver Bryant	ROD	2	Lola T70 Mk3B	2:11.176	11	13	2.167	0.275	100.46
5	165	Diogo Ferrao-Martin Stretton	MAR	3	Lola T292	2:12.146	3	10	3.137	0.970	99.72
6	4	Andrew Kirkaldy-Ross Hyett	MAR	4	Chevron B19	2:12.204	3	11	3.195	0.058	99.68
7	95	Gary Culver	ROD	3	Lola Mk3B	2:12.669	2	13	3.660	0.465	99.33
8	80	Henry Fletcher	MAR	5	Chevron B19	2:13.250	9	12	4.241	0.581	98.90
9	66	Mike Donovan	ROD	4	Lola T70 Mk3B	2:13.374	2	9	4.365	0.124	98.80
10	99	Paul Gibson	ROD	5	Lola T70 Mk3B	2:13.674	12	12	4.665	0.300	98.58
11	23	Gary Pearson-John Pearson	ROD	6	Lola T70 Mk3B	2:13.780	4	10	4.771	0.106	98.50
12	52	Robert Oldershaw	INV	1	Lola T290	2:14.093	4	10	5.084	0.313	98.27
13	210	David Tomlin	MAR	6	Lola T210	2:14.167	9	12	5.158	0.074	98.22
14	76	Mike Wrigley-Matthew Wrigley	MAR	7	Chevron B19	2:14.310	8	11	5.301	0.143	98.11
15	140	Goncalo Gomes-James Claridge	INV	2	Lola T212	2:14.659	8	11	5.650	0.349	97.86
16	57	Graham Adelman-Andrew Willis	MAR	8	Lola T210	2:14.732	8	12	5.723	0.073	97.81
17	34	David Hart	ROD	7	Lola T70 Mk3B	2:15.202	9	12	6.193	0.470	97.47
18	3	Jason Wright	ROD	8	Lola T70 Mk3B	2:15.608	8	12	6.599	0.406	97.18
19	18	Mark Dwyer-James Brashaw	ROD	9	Lola T70 Mk3B	2:16.647	3	11	7.638	1.039	96.44
20	108	Nick Sleep-Alex Montgomery	ROD	10	Lola Mk3	2:16.961	7	10	7.952	0.314	96.22
21	44	Philip Hall	MAR	9	Lola T212	2:18.014	3	11	9.005	1.053	95.48
22	26	Marc Devis	ROD	11	Lola T70 Mk3 Spyder	2:18.951	6	10	9.942	0.937	94.84
23	132	Mike Catlow	MAR	10	Chevron B19	2:20.721	5	11	11.712	1.770	93.64
24	123	Ross Hyett-Nick Adams	SIF	1	Chevron B16	2:21.132	3	10	12.123	0.411	93.37
25	12	Paul Allen	INV	3	Lola T212	2:21.221	9	11	12.212	0.089	93.31
26	22	Michiel Smits	HUL	1	Lola T70 Mk1 Spyder	2:21.481	5	11	12.472	0.260	93.14
27	29	Keith Ahlers-James Billy Bellinger	HUL	2	Cooper Monaco King Cobra	2:21.844	4	11	12.835	0.363	92.90
28	192	Julian Thomas-Calum Lockie	BON	1	Chevron B8	2:21.926	9	11	12.917	0.082	92.85
29	96	Andrew Beaumont	HUL	3	McLaren M1B	2:22.822	7	11	13.813	0.896	92.27
30	90	Gregory Thornton	BON	2	Chevron B8	2:23.753	3	5	14.744	0.931	91.67
31	16	Chris Jolly-Steve Farthing	HUL	4	Cooper Monaco T61M	2:24.855	10	11	15.846	1.102	90.97
32	98	John Davison	BON	3	Chevron B6	2:26.124	3	3	17.115	1.269	90.18
33	19	Andrew Owen-Mark Owen	BON	4	Chevron B8	2:26.858	7	11	17.849	0.734	89.73
34	42	Gavan Kershaw	HUL	5	Lotus 30	2:27.061	5	9	18.052	0.203	89.61
35	72	Jamie Boot	SIF	2	Chevron B16	2:29.355	8	11	20.346	2.294	88.23
36	82	Peter Hallford	INV	4	Chevrolet Corvette	2:29.451	3	5	20.442	0.096	88.17
37	40	Sandy Watson	BON	5	Chevron B8	2:29.630	11	11	20.621	0.179	88.07
38	83	Justin Maeers-Charlie Martin	HUL	6	Lola T70 Spyder Mk2	2:30.412	4	5	21.403	0.782	87.61
39	160	Michael Birch-Gareth Burnett	INV	5	Elva GT160	2:30.582	9	10	21.573	0.170	87.51
40	88	Richard McAlpine-Chris Keen	HUL	7	McLaren M1B	2:33.189	3	9	24.180	2.607	86.02

Car 25, 5 place grid penalty to be served in the next championship race in which he takes part. Stewards Decision No.1 refers.

Session Start: 17:15:00 - Finish: 17:54:25
Weather/Track Conditions: Cloud / Dry
Circuit: Silverstone Grand Prix Wing
Track Length: 5.891 Km - 3.6605 miles

Chief Steward: Marc Van Geel	Steward: Juha Liukkonen	Steward: Rod Parkin

Silverstone Classic - 20 - 22 Jul 2018

Yokohama Trophy For FIA Masters Historic Sports Cars

Qualifying for Race 10 - Final Classification

Sheet No:

POS	NO	DRIVER/S	CLASS	CLASS POS	CAR MAKE / MODEL	TIME	ON	LAPS	GAP	DIFF	MPH
41	136	Andrew Garside-Andrew Newall	HUL	8	Lotus 23B	2:34.752	3	3	25.743	1.563	85.15
42	177	Tommy Gilmartin	BON	6	Chevron B8	2:37.630	4	8	28.621	2.878	83.60
43	73	Keith Martin	MAR	11	Dulon Dino LD10B	2:39.916	6	9	30.907	2.286	82.40
44	2	Harindra De Silva-Timothy De Silva	MAR	12	Taydec Mk3			1			0.00
45	27	John Sheldon	SIF	3	Chevron B16						

Car 25, 5 place grid penalty to be served in the next championship race in which he takes part. Stewards Decision No.1 refers.

Session Start: 17:15:00 - Finish: 17:54:25
Weather/Track Conditions: Cloud / Dry
Circuit: Silverstone Grand Prix Wing
Track Length: 5.891 Km - 3.6605 miles

Chief Steward: Marc Van Geel	Steward: Juha Liukkonen	Steward: Rod Parkin

Silverstone Classic - 20 - 22 Jul 2018

Yokohama Trophy For FIA Masters Historic Sports Cars

Qualifying for Race 10 - Sector Analysis

2 De Silva / De Silva (MAR) — Taydec Mk3

lap	Sect-1	Speed	Sect-2	Speed	Sect-3	Speed	Laptime	Pit
1	Out	105.2	1:13.938	130.8	36.079	97.6	2:32.951	
2								

3 Jason Wright (ROD) — Lola T70 Mk3B

lap	Sect-1	Speed	Sect-2	Speed	Sect-3	Speed	Laptime	Pit
1	Out	106.5	1:16.142	147.8	32.292	95.9	2:31.636	
2	12:10.672	128.8	1:07.379	155.0	29.519	102.6	13:47.570	P
3	41.066	145.6	1:05.364	154.6	29.635	105.4	2:16.065	
4	40.498	147.2	1:05.669	154.3	29.567	106.9	2:15.734	
5	41.352	136.1	1:05.958	154.6	29.053	106.6	2:16.363	
6	41.397	142.8	1:08.291	154.6	29.313	92.6	2:19.001	
7	41.730	140.4	1:05.959	154.3	29.001	104.4	2:16.690	
8	41.064	144.9	1:05.710	152.9	28.834	103.0	2:15.608	
9	40.687	146.5	1:06.456	154.3	29.418	103.8	2:16.561	
10	40.911	136.7	1:08.139	154.3	29.169	103.1	2:18.219	
11	41.279	144.3	1:11.237	148.8	29.445	102.2	2:21.961	
12	44.604	126.6	1:14.950	154.3	29.125	105.6	2:28.679	

4 Kirkaldy / Hyett (MAR) — Chevron B19

lap	Sect-1	Speed	Sect-2	Speed	Sect-3	Speed	Laptime	Pit
1	Out	47.5	2:20.002	64.3	In		4:11.369	P
2	Out	127.6	1:05.813	146.2	28.258	103.0	12:24.315	P
3	40.091	130.8	1:04.425	146.5	27.688	108.3	2:12.204	
4	40.333	138.1	1:08.742	127.8	31.385	103.8	2:20.460	
5	43.741	108.8	1:08.768	142.2	In		2:23.360	P
6	Out	125.9	1:11.485	135.3	29.119	98.1	5:29.026	P
7	42.701	132.9	1:08.342	140.1	28.982	98.3	2:20.025	
8	43.740	128.1	1:10.360	138.1	29.650	93.0	2:23.750	
9	42.951	133.7	1:08.256	140.7	29.210	96.2	2:20.417	
10	44.055	130.6	1:08.518	140.1	29.527	96.0	2:22.100	
11	42.732	132.4	1:08.125	140.7	29.011	98.9	2:19.868	
12								

9 Smith-Hilliard / Padmore (MAR) — Chevron B19

lap	Sect-1	Speed	Sect-2	Speed	Sect-3	Speed	Laptime	Pit
1	Out	126.6	1:07.776	141.0	29.999	81.5	2:18.844	
2	12:22.737	127.3	1:07.614	139.2	28.397	101.3	13:58.748	P
3	40.973	135.0	1:06.372	138.9	28.971	101.6	2:16.316	
4	40.747	135.3	1:05.772	140.4	28.279	102.8	2:14.798	
5	41.060	132.6	1:07.398	140.4	28.831	101.6	2:17.289	
6	41.944	112.6	1:09.940	141.0	In		2:19.377	P
7	Out	131.3	1:06.244	141.6	27.445	106.1	3:37.970	P
8	39.707	137.8	1:04.104	145.6	28.137	107.9	2:11.948	
9	39.956	137.8	1:03.196	142.8	27.228	107.2	2:10.380	
10	40.839	131.6	1:05.159	142.8	27.990	106.9	2:13.988	
11	39.411	137.8	1:03.786	142.2	26.953	107.9	2:10.150	
12	39.370	137.8	1:04.004	142.8	27.592	107.4	2:10.966	

12 Paul Allen (INV) — Lola T212

lap	Sect-1	Speed	Sect-2	Speed	Sect-3	Speed	Laptime	Pit
1	Out	100.2	1:12.215	137.2	30.346	98.6	2:29.168	
2	13:09.785	124.7	1:08.929	138.4	29.812	96.9	14:48.526	P
3	44.402	127.6	1:29.680	132.6	29.830	99.6	2:43.912	
4	44.168	108.6	1:13.568	137.5	30.959	93.0	2:28.695	
5	44.011	94.0	1:10.691	137.0	29.767	99.5	2:24.469	
6	43.699	126.4	1:08.453	137.0	30.303	90.2	2:22.455	
7	43.291	128.6	1:09.856	136.1	29.144	99.9	2:22.291	
8	42.884	128.6	1:08.661	135.8	29.948	101.7	2:21.493	
9	42.741	126.9	1:08.887	137.2	29.593	100.0	2:21.221	
10	42.961	132.4	1:09.166	136.7	30.412	100.0	2:22.539	
11	43.543	132.9	1:11.757	136.7	29.739	101.6	2:25.039	
12								

14 Oliver Bryant (ROD) — Lola T70 Mk3B

lap	Sect-1	Speed	Sect-2	Speed	Sect-3	Speed	Laptime	Pit
1	Out	108.1	1:12.935	109.5	31.904	102.5	2:30.129	
2	11:50.030	131.8	1:07.551	155.0	28.881	101.6	13:26.462	P
3	41.284	141.0	1:05.052	154.3	28.581	105.6	2:14.917	
4	40.963	140.7	1:05.425	156.8	28.455	100.6	2:14.843	
5	40.330	142.8	1:05.403	155.7	28.402	106.4	2:14.135	
6	40.024	141.6	1:04.554	155.0	28.717	107.8	2:13.295	
7	39.829	140.1	1:05.131	154.3	28.161	104.9	2:13.121	
8	39.854	145.9	1:04.203	153.2	28.198	105.1	2:12.255	
9	41.392	137.2	1:06.169	155.7	28.420	106.6	2:15.981	
10	39.641	142.8	1:03.787	155.0	28.230	105.4	2:11.658	
11	39.593	146.8	1:03.496	156.1	28.087	106.4	2:11.176	
12	40.068	147.2	1:03.451	157.2	28.161	106.6	2:11.680	
13	40.401	144.3	1:05.029	152.9	28.293	107.6	2:13.723	
14								

16 Jolly / Farthing (HUL) — Cooper Monaco T61M

lap	Sect-1	Speed	Sect-2	Speed	Sect-3	Speed	Laptime	Pit
1	Out	105.7	1:16.225	125.2	37.381	90.6	2:38.750	
2	12:17.254	110.2	1:11.747	146.8	31.722	95.4	14:00.723	P
3	44.378	125.0	1:12.599	152.5	31.016	95.2	2:27.993	
4	44.489	112.4	1:10.949	154.3	30.738	97.3	2:26.176	
5	44.254	117.9	1:11.380	156.1	In		2:26.339	P
6	Out	105.7	1:11.428	146.2	31.716	99.3	4:09.876	P
7	43.996	126.9	1:10.339	154.6	31.510	98.6	2:25.845	
8	43.808	128.8	1:09.893	155.3	31.664	98.4	2:25.365	
9	44.224	129.1	1:09.810	156.1	31.349	100.2	2:25.383	
10	43.938	131.8	1:09.699	155.7	31.218	98.6	2:24.855	
11	43.997	127.8	1:09.964	155.0	31.689	99.7	2:25.650	
12								

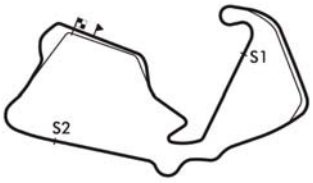

Session Start: 17:15:00 - Finish: 17:54:25
Weather/Track Conditions: Cloud / Dry
Circuit: Silverstone Grand Prix Wing
Track Length: 5.891 Km - 3.6605 miles
Printed: 20-07-2018 - 17:58

Silverstone Classic - 20 - 22 Jul 2018

Yokohama Trophy For FIA Masters Historic Sports Cars

Qualifying for Race 10 - Sector Analysis

18 Dwyer / Brashaw (ROD) — Lola T70 Mk3B

lap	Sect-1	Speed	Sect-2	Speed	Sect-3	Speed	Laptime	Pit
1	Out	109.8	1:13.261	111.5	31.845	100.8	2:29.131	
2	11:51.605	125.4	1:07.485	145.3	29.303	97.4	13:28.393	P
3	41.354	141.0	1:06.099	147.2	29.194	101.7	2:16.647	
4	41.605	128.8	1:06.875	147.2	29.271	102.6	2:17.751	
5	41.488	134.5	1:06.283	146.5	29.821	101.1	2:17.592	
6	42.347	126.4	1:08.556	144.9	In		2:22.506	P
7	Out	106.2	1:14.150	132.6	31.917	96.2	5:15.019	P
8	45.154	109.8	1:09.670	139.5	30.769	99.6	2:25.593	
9	43.973	126.9	1:08.326	146.2	30.073	101.4	2:22.372	
10	42.767	134.8	1:07.586	146.5	30.551	102.0	2:20.904	
11	42.804	128.1	1:08.051	144.0	In		2:29.465	P
12								

19 Owen / Owen (BON) — Chevron B8

lap	Sect-1	Speed	Sect-2	Speed	Sect-3	Speed	Laptime	Pit
1	Out	115.9	1:12.077	135.6	31.410	94.7	2:25.608	
2	12:12.897	122.9	1:11.367	134.5	31.651	93.5	13:55.915	P
3	45.081	126.6	1:12.132	130.3	31.489	94.0	2:28.702	
4	45.189	128.3	1:11.497	134.8	31.018	94.5	2:27.704	
5	44.576	121.1	1:12.252	135.8	30.653	95.0	2:27.481	
6	44.570	129.1	1:11.778	136.4	30.664	95.8	2:27.012	
7	44.382	128.6	1:11.163	135.6	31.313	93.8	2:26.858	
8	45.035	125.4	1:13.077	129.8	In		2:35.758	P
9	Out	118.8	1:11.916	135.3	30.697	93.4	3:47.554	P
10	44.843	128.6	1:23.544	134.2	31.187	93.9	2:39.574	
11	46.193	123.4	1:13.424	130.8	In		2:38.476	P
12								

22 Michiel Smits (HUL) — Lola T70 Mk1 Spyder

lap	Sect-1	Speed	Sect-2	Speed	Sect-3	Speed	Laptime	Pit
1	Out	57.6	1:42.853	72.0	In		3:16.207	P
2	Out	120.7	1:11.146	149.5	31.941	103.1	13:26.155	P
3	43.519	130.8	1:08.679	152.2	30.634	100.6	2:22.832	
4	43.793	132.4	1:07.949	148.5	30.465	99.5	2:22.207	
5	43.566	123.6	1:07.945	150.5	29.970	103.4	2:21.481	
6	43.481	127.6	1:07.956	148.1	30.554	103.6	2:21.991	
7	43.643	122.2	1:08.863	144.3	In		2:21.820	P
8	Out	104.7	1:09.772	137.8	31.468	103.8	5:25.237	P
9	43.140	128.1	1:08.182	144.9	30.619	104.2	2:21.941	
10	42.888	133.9	1:25.766	141.6	30.588	102.6	2:39.242	
11	43.144	134.5	1:08.055	153.6	30.423	99.9	2:21.622	
12								

23 Pearson / Pearson (ROD) — Lola T70 Mk3B

lap	Sect-1	Speed	Sect-2	Speed	Sect-3	Speed	Laptime	Pit
1	Out	123.8	1:11.186	150.5	29.240	104.1	2:19.293	
2	11:58.596	120.1	1:07.248	149.1	29.008	100.5	13:34.852	P
3	41.460	137.8	1:05.951	152.5	28.616	106.2	2:16.027	
4	40.178	144.0	1:05.025	153.2	28.577	107.4	2:13.780	
5	45.309	94.8	1:11.400	125.4	In		2:27.826	P
6	Out	113.7	1:15.248	136.7	32.416	95.2	4:07.037	P
7	44.829	116.9	1:12.307	140.1	31.404	98.0	2:28.540	
8	43.647	124.3	1:11.096	142.8	31.357	97.0	2:26.100	
9	43.385	122.5	1:11.613	149.5	30.059	99.3	2:25.057	
10	43.785	122.7	1:14.701	130.1	In		2:30.786	P

25 Michael Gans (MAR) — Lola T290

lap	Sect-1	Speed	Sect-2	Speed	Sect-3	Speed	Laptime	Pit
1	Out	124.7	1:06.407	141.3	28.658	106.4	2:14.649	
2	13:24.632	131.8	1:05.756	144.9	28.948	99.0	14:59.336	P
3	40.893	137.0	1:04.628	141.6	27.297	106.9	2:12.818	
4	40.314	137.0	1:05.669	141.0	27.364	108.3	2:13.347	
5	39.759	137.0	1:04.292	141.3	27.548	107.2	2:11.599	
6	39.729	137.0	1:04.203	141.3	26.969	109.7	2:10.901	
7	40.335	133.9	1:05.551	141.9	27.664	108.4	2:13.550	
8	40.013	137.5	1:04.341	141.0	28.230	107.4	2:12.584	
9	39.817	137.5	1:03.659	141.9	28.407	106.4	2:11.883	
10	39.959	138.1	1:04.584	145.3	27.402	104.2	2:11.945	
11	39.792	139.2	1:09.689	137.8	28.014	103.8	2:17.495	
12	39.836	137.8	1:04.172	142.5	27.697	108.6	2:11.705	

26 Marc Devis (ROD) — Lola T70 Mk3 Spyder

lap	Sect-1	Speed	Sect-2	Speed	Sect-3	Speed	Laptime	Pit
1	Out	104.2	1:14.562	147.8	32.149	85.4	2:31.977	
2	12:05.984	121.4	1:08.712	150.8	29.956	101.4	13:44.652	P
3	43.228	126.6	1:08.689	151.1	29.498	101.7	2:21.415	
4	44.722	131.6	1:10.259	130.8	31.064	102.3	2:26.045	
5	42.064	133.7	1:08.340	151.8	29.592	105.2	2:19.996	
6	42.027	140.7	1:07.486	153.9	29.438	101.6	2:18.951	
7	42.699	133.9	1:08.357	151.1	30.936	85.5	2:21.992	
8	49.248	122.2	1:13.209	150.1	30.472	98.9	2:32.929	
9	42.718	138.4	1:07.626	152.5	29.758	103.4	2:20.102	
10	46.636	92.9	1:15.459	135.8	In		2:34.352	P

27 John Sheldon (SIF) — Chevron B16

lap	Sect-1	Speed	Sect-2	Speed	Sect-3	Speed	Laptime	Pit

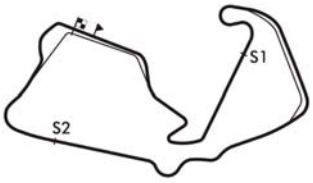

Session Start: 17:15:00 - Finish: 17:54:25
Weather/Track Conditions: Cloud / Dry
Circuit: Silverstone Grand Prix Wing
Track Length: 5.891 Km - 3.6605 miles
Printed: 20-07-2018 - 17:58

MST
Results: www.mstworld.com. Live Timing: https://livetiming.getraceresults.com/mst. Email: timing@mstworld.com

Silverstone Classic - 20 - 22 Jul 2018

Yokohama Trophy For FIA Masters Historic Sports Cars

Qualifying for Race 10 - Sector Analysis

29 Ahlers/Bellinger (HUL) — Cooper Monaco King Cobra

lap	Sect-1	Speed	Sect-2	Speed	Sect-3	Speed	Laptime	Pit
1	Out	108.8	1:18.464	142.2	31.418	93.8	2:33.818	
2	12:02.664	121.8	1:10.460	150.8	30.556	90.4	13:43.680	P
3	44.068	127.8	1:09.076	150.5	30.440	101.3	2:23.584	
4	43.001	133.4	1:08.715	150.5	30.128	98.6	2:21.844	
5	43.074	132.1	1:08.649	151.1	30.356	95.0	2:22.079	
6	43.052	134.5	1:09.483	149.8	30.500	96.7	2:23.035	
7	47.321	100.0	1:15.697	120.5	In		2:35.314	P
8	Out	92.6	1:17.917	121.4	34.834	87.4	5:00.565	P
9	46.342	116.7	1:11.932	149.1	33.602	94.4	2:31.876	
10	44.920	123.8	1:10.790	148.1	31.777	95.4	2:27.487	
11	45.735	115.3	1:11.345	148.1	31.821	94.2	2:28.901	
12								

34 David Hart (ROD) — Lola T70 Mk3B

lap	Sect-1	Speed	Sect-2	Speed	Sect-3	Speed	Laptime	Pit
1	Out	113.7	1:07.692	149.1	28.972	104.9	2:16.798	
2	13:26.977	134.5	1:07.998	151.1	29.969	99.3	15:04.944	P
3	41.685	129.1	1:06.530	153.2	29.311	106.2	2:17.526	
4	42.114	125.7	1:06.356	153.2	28.883	106.7	2:17.353	
5	41.594	94.5	1:10.775	153.6	28.552	106.7	2:20.921	
6	40.721	137.0	1:05.322	154.3	29.218	106.6	2:15.261	
7	40.698	145.3	1:08.265	147.8	28.524	106.6	2:17.487	
8	41.398	140.4	1:06.076	152.2	29.276	103.9	2:16.750	
9	41.390	137.8	1:05.539	151.8	28.273	104.4	2:15.202	
10	41.036	128.6	1:05.848	151.8	29.072	105.9	2:15.956	
11	41.138	138.7	1:05.262	153.9	28.845	107.2	2:15.245	
12	41.449	139.8	1:05.778	153.9	29.012	106.9	2:16.239	

40 Sandy Watson (BON) — Chevron B8

lap	Sect-1	Speed	Sect-2	Speed	Sect-3	Speed	Laptime	Pit
1	Out	110.0	1:18.808	92.9	34.127	94.8	2:39.827	
2	12:07.285	117.3	1:13.889	128.8	31.675	96.7	13:52.849	P
3	49.241	115.3	1:13.850	128.3	32.510	94.3	2:35.601	
4	45.183	113.2	1:13.923	125.9	32.504	96.0	2:31.610	
5	45.901	113.2	1:14.555	128.3	31.786	95.2	2:32.242	
6	45.123	115.3	1:14.051	126.1	32.874	88.7	2:32.048	
7	46.034	117.3	1:13.248	126.1	31.421	94.7	2:30.703	
8	46.045	119.8	1:13.387	124.0	31.285	96.5	2:30.717	
9	46.044	117.9	1:15.268	132.1	31.580	94.5	2:32.892	
10	46.674	116.5	1:15.339	128.3	32.340	94.7	2:34.353	
11	45.159	120.1	1:12.231	128.6	32.240	89.6	2:29.630	
12								

42 Gavan Kershaw (HUL) — Lotus 30

lap	Sect-1	Speed	Sect-2	Speed	Sect-3	Speed	Laptime	Pit
1	Out	99.6	1:19.077	97.3	39.935	92.1	2:44.071	
2	11:58.162	93.1	1:16.454	138.4	33.642	93.1	13:48.258	P
3	46.670	125.4	1:12.263	143.7	32.672	94.0	2:31.605	
4	46.673	107.4	1:16.072	96.8	34.414	96.3	2:37.159	
5	44.982	123.4	1:11.614	144.0	30.465	94.5	2:27.061	
6	45.517	126.6	1:11.282	144.6	30.765	94.4	2:27.564	
7	44.707	125.7	1:11.895	144.9	33.052	93.4	2:29.654	
8	47.193	104.9	1:18.778	106.5	34.988	87.2	2:40.959	
9	52.358	106.0	1:16.571	124.7	In		2:42.448	P
10								

44 Philip Hall (MAR) — Lola T212

lap	Sect-1	Speed	Sect-2	Speed	Sect-3	Speed	Laptime	Pit
1	Out	122.5	1:09.202	142.2	28.909	101.7	2:19.179	
2	14:11.302	131.3	1:07.085	138.9	30.049	100.5	15:48.436	P
3	41.606	133.9	1:07.170	140.7	29.238	102.5	2:18.014	
4	41.524	133.9	1:08.115	139.5	28.820	102.8	2:18.459	
5	42.579	122.7	1:08.939	138.9	29.204	101.9	2:20.722	
6	43.448	111.1	1:08.504	138.7	In		2:21.962	P
7	Out	122.7	1:11.272	136.4	31.567	97.9	3:57.215	P
8	45.014	130.8	1:09.886	137.2	30.102	99.5	2:25.002	
9	45.432	132.1	1:08.868	138.9	29.616	91.0	2:23.916	
10	43.519	130.8	1:09.533	141.0	29.953	97.9	2:23.005	
11	42.780	133.2	1:08.944	140.1	30.014	98.9	2:21.738	
12								

52 Robert Oldershaw (INV) — Lola T290

lap	Sect-1	Speed	Sect-2	Speed	Sect-3	Speed	Laptime	Pit
1	Out	119.4	1:22.078	143.7	31.307	95.2	2:34.771	
2	12:05.046	132.9	1:06.429	144.0	28.386	105.1	13:39.861	P
3	41.727	136.7	1:06.068	144.9	28.429	105.9	2:16.224	
4	41.061	137.8	1:04.915	144.0	28.117	105.6	2:14.093	
5	42.225	120.1	1:07.097	141.9	In		2:21.283	P
6	Out	113.4	1:07.445	142.2	28.812	105.6	7:17.362	P
7	41.114	135.6	1:05.326	142.8	28.046	104.2	2:14.486	
8	42.038	133.2	1:06.945	143.4	28.054	104.9	2:17.037	
9	40.745	137.2	1:09.211	143.7	30.391	103.4	2:20.347	
10	42.037	135.3	1:05.525	142.5	28.412	105.1	2:15.974	

57 Adelman/Willis (MAR) — Lola T210

lap	Sect-1	Speed	Sect-2	Speed	Sect-3	Speed	Laptime	Pit
1	Out	116.1	1:11.541	141.0	30.157	102.3	2:24.348	
2	12:09.869	121.1	1:09.041	142.8	30.522	95.9	13:49.432	P
3	42.312	134.2	1:08.182	138.7	29.986	98.1	2:20.480	
4	42.097	135.0	1:08.222	141.0	29.705	101.1	2:20.024	
5	43.363	115.9	1:10.497	136.7	In		2:26.424	P
6	Out	129.3	1:07.573	142.8	28.839	104.1	3:54.110	P
7	41.239	132.1	1:05.571	141.3	28.306	103.8	2:15.116	
8	41.144	128.8	1:05.255	141.9	28.333	108.1	2:14.732	
9	41.622	127.8	1:05.952	141.0	28.429	107.6	2:16.003	
10	42.672	104.2	1:14.301	105.8	30.193	105.6	2:27.166	
11	41.676	133.9	1:05.758	141.3	27.942	105.1	2:15.376	
12	41.536	131.6	1:05.368	143.4	28.591	105.6	2:15.495	

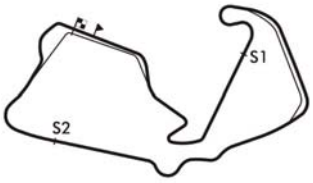

Session Start: 17:15:00 - Finish: 17:54:25
Weather/Track Conditions: Cloud / Dry
Circuit: Silverstone Grand Prix Wing
Track Length: 5.891 Km - 3.6605 miles
Printed: 20-07-2018 - 17:58

MST
Results: www.mstworld.com. Live Timing: https://livetiming.getraceresults.com/mst. Email: timing@mstworld.com

Silverstone Classic - 20 - 22 Jul 2018

Yokohama Trophy For FIA Masters Historic Sports Cars

Qualifying for Race 10 - Sector Analysis

66 Mike Donovan (ROD) — Lola T70 Mk3B

lap	Sect-1	Speed	Sect-2	Speed	Sect-3	Speed	Laptime	Pit
1	Out	127.8	1:05.462	152.5	29.251	101.1	2:16.024	
2	40.524	139.2	1:04.449	152.5	28.401	103.3	2:13.374	
3	11:14.987	134.2	1:05.849	148.5	29.151	93.8	12:49.987	P
4	42.649	140.4	1:05.338	150.8	28.244	102.6	2:16.231	
5	40.613	142.5	1:05.387	151.8	29.742	93.4	2:15.742	
6	42.565	120.7	1:06.266	150.8	28.423	104.9	2:17.254	
7	40.459	141.3	1:05.322	150.5	28.657	106.7	2:14.438	
8	40.864	140.7	1:05.396	152.9	28.388	105.7	2:14.648	
9	40.258	139.8	1:05.160	150.8	In		2:19.141	P
10								

72 Jamie Boot (SIF) — Chevron B16

lap	Sect-1	Speed	Sect-2	Speed	Sect-3	Speed	Laptime	Pit
1	Out	97.8	1:22.240	106.9	In		2:42.537	P
2	Out	99.0	1:16.062	130.3	33.007	81.1	13:50.707	P
3	47.644	117.3	1:14.343	129.6	31.821	93.5	2:33.808	
4	45.825	113.4	1:13.783	129.8	32.154	93.1	2:31.762	
5	44.711	113.7	1:13.874	127.8	32.544	92.7	2:31.129	
6	44.980	122.2	1:13.134	130.1	33.501	79.2	2:31.615	
7	47.620	112.8	1:14.140	126.9	32.169	92.1	2:33.929	
8	44.896	120.3	1:12.893	130.1	31.566	94.3	2:29.355	
9	45.205	115.1	1:14.351	127.6	32.775	85.7	2:32.331	
10	46.460	117.9	1:16.989	124.5	32.064	89.2	2:35.513	
11	46.802	116.7	1:13.513	129.3	32.258	86.1	2:32.573	
12								

73 Keith Martin (MAR) — Dulon Dino LD10B

lap	Sect-1	Speed	Sect-2	Speed	Sect-3	Speed	Laptime	Pit
1	Out	96.6	1:28.747	110.6	37.319	77.8	2:57.387	
2	12:27.269	106.0	1:21.675	121.1	34.946	81.0	14:23.890	P
3	49.391	110.7	1:20.079	115.9	33.957	84.5	2:43.427	
4	49.023	109.3	1:22.378	106.2	35.014	82.5	2:46.415	
5	49.418	107.5	1:19.623	115.7	34.469	82.6	2:43.510	
6	48.132	112.4	1:17.847	114.7	33.937	82.6	2:39.916	
7	50.343	109.3	1:21.126	108.6	34.371	81.8	2:45.840	
8	50.421	103.2	1:20.593	111.5	34.091	84.0	2:45.105	
9	52.079	102.6	1:29.381	72.8	In		3:03.518	P
10								

76 Wrigley / Wrigley (MAR) — Chevron B19

lap	Sect-1	Speed	Sect-2	Speed	Sect-3	Speed	Laptime	Pit
1	Out	123.8	1:08.867	140.1	29.038	102.3	2:18.409	
2	13:30.322	129.3	1:07.877	141.6	29.433	99.6	15:07.632	P
3	42.027	135.3	1:07.816	141.0	27.879	104.1	2:17.722	
4	41.353	134.8	1:07.483	141.9	28.318	104.1	2:17.154	
5	42.070	117.1	1:08.956	138.7	In		2:18.560	P
6	Out	122.9	1:08.769	138.4	29.075	101.7	4:01.132	P
7	42.055	122.5	1:07.994	139.8	28.371	102.0	2:18.420	
8	41.061	133.9	1:05.264	140.7	27.985	102.5	2:14.310	
9	41.102	134.2	1:05.378	141.0	27.943	104.2	2:14.423	
10	41.485	131.3	1:07.471	143.1	28.051	103.3	2:17.007	
11	40.789	132.4	1:05.604	144.0	29.223	90.8	2:15.616	
12								

80 Henry Fletcher (MAR) — Chevron B19

lap	Sect-1	Speed	Sect-2	Speed	Sect-3	Speed	Laptime	Pit
1	Out	121.4	1:08.251	139.8	28.349	100.5	2:16.566	
2	13:06.143	133.9	1:07.843	145.6	28.369	103.3	14:42.355	P
3	41.467	135.8	1:05.688	142.2	28.991	100.8	2:16.146	
4	40.876	136.7	1:05.723	140.1	28.057	103.3	2:14.656	
5	40.517	137.2	1:05.224	142.5	27.987	105.7	2:13.728	
6	40.709	137.8	1:07.059	141.9	27.877	104.6	2:15.645	
7	40.683	137.0	1:06.627	140.7	29.471	100.2	2:16.781	
8	43.352	127.1	1:07.730	144.0	27.965	104.6	2:19.047	
9	40.220	137.5	1:05.147	142.2	27.883	105.1	2:13.250	
10	44.149	130.6	1:07.540	130.8	28.591	104.7	2:20.280	
11	40.628	135.8	1:05.904	143.1	27.968	105.6	2:14.500	
12	45.021	122.2	1:07.243	140.4	In		2:22.967	P

82 Peter Hallford (INV) — Chevrolet Corvette

lap	Sect-1	Speed	Sect-2	Speed	Sect-3	Speed	Laptime	Pit
1	Out	115.9	1:15.289	131.6	33.553	97.6	2:32.985	
2	12:47.111	111.1	1:11.608	142.5	31.739	97.0	14:30.458	P
3	44.584	113.7	1:12.606	143.7	32.261	98.1	2:29.451	
4	44.757	106.7	1:13.288	131.8	32.023	98.1	2:30.068	
5	48.172	100.6	1:15.220	126.4	In		2:36.794	P
6								

83 Maeers / Martin (HUL) — Lola T70 Spyder Mk2

lap	Sect-1	Speed	Sect-2	Speed	Sect-3	Speed	Laptime	Pit
1	Out	105.8	1:16.966	120.7	37.775	92.2	2:37.881	
2	11:57.650	119.0	1:14.686	130.6	45.913	89.7	13:58.249	P
3	47.202	115.1	1:14.898	139.5	32.938	95.2	2:35.038	
4	44.981	108.6	1:13.008	148.8	32.423	95.1	2:30.412	
5	50.193	116.9	1:13.821	147.5	In		2:36.963	P
6								

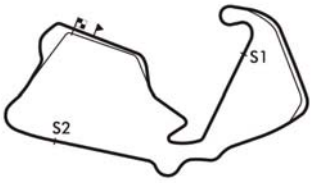

Session Start: 17:15:00 - Finish: 17:54:25
Weather/Track Conditions: Cloud / Dry
Circuit: Silverstone Grand Prix Wing
Track Length: 5.891 Km - 3.6605 miles
Printed: 20-07-2018 - 17:58

MST
Results: www.mstworld.com. Live Timing: https://livetiming.getraceresults.com/mst. Email: timing@mstworld.com

Silverstone Classic - 20 - 22 Jul 2018

Yokohama Trophy For FIA Masters Historic Sports Cars

Qualifying for Race 10 - Sector Analysis

88 McAlpine / Keen (HUL) — McLaren M1B

lap	Sect-1	Speed	Sect-2	Speed	Sect-3	Speed	Laptime	Pit
1	Out	94.4	1:16.733	136.7	32.718	91.8	2:38.494	
2	12:37.202	108.1	1:17.113	133.7	34.908	86.6	14:29.223	P
3	47.227	108.2	1:13.466	132.6	32.496	95.4	2:33.189	
4	45.446	119.4	1:13.895	141.0	In		2:39.052	P
5	Out	102.9	1:23.737	101.2	36.776	79.4	5:25.658	P
6	51.026	93.7	1:22.382	114.7	35.689	84.5	2:49.097	
7	50.187	101.1	1:21.442	114.7	39.349	79.0	2:50.978	
8	50.859	95.1	1:22.124	113.2	37.428	83.0	2:50.411	
9	50.349	109.8	1:21.641	110.0	36.339	86.1	2:48.329	
10								

89 Banks / Banks (ROD) — McLaren M6B

lap	Sect-1	Speed	Sect-2	Speed	Sect-3	Speed	Laptime	Pit
1	Out	107.5	1:13.680	117.7	30.422	99.9	2:29.332	
2	40.832	145.3	1:03.962	161.7	27.667	107.8	2:12.461	
3	12:11.180	144.9	1:03.099	163.7	28.410	107.2	13:42.689	P
4	38.868	154.3	1:02.789	161.7	27.352	110.4	2:09.009	
5	40.105	131.3	1:07.245	162.5	28.661	109.2	2:16.011	
6	39.541	151.5	1:04.080	160.2	In		2:13.768	P
7	Out	133.4	1:04.046	163.3	28.348	108.6	3:47.248	P
8	40.278	130.1	1:04.013	162.9	28.064	106.7	2:12.355	
9	39.480	151.8	1:02.532	164.1	27.982	106.2	2:09.994	
10	40.122	147.8	1:03.791	160.2	27.882	108.6	2:11.795	
11	39.706	135.3	1:05.437	163.7	28.126	105.4	2:13.269	
12	39.975	151.5	1:02.975	163.3	27.592	107.8	2:10.542	

90 Gregory Thornton (BON) — Chevron B8

lap	Sect-1	Speed	Sect-2	Speed	Sect-3	Speed	Laptime	Pit
1	Out	113.6	1:16.430	96.0	33.995	92.8	2:35.926	
2	12:02.117	116.7	1:10.595	132.4	29.939	95.8	13:42.651	P
3	43.839	124.5	1:09.963	133.7	29.951	95.4	2:23.753	
4	45.571	123.4	1:10.704	133.9	29.985	96.7	2:26.260	
5	45.973	77.8	1:19.019	108.2	In		2:38.517	P
6								

95 Gary Culver (ROD) — Lola Mk3B

lap	Sect-1	Speed	Sect-2	Speed	Sect-3	Speed	Laptime	Pit
1	Out	125.2	1:05.225	150.5	28.215	103.3	2:14.285	
2	40.492	138.7	1:03.998	152.5	28.179	104.7	2:12.669	
3	11:24.595	73.3	1:20.177	71.2	34.084	103.0	13:18.856	P
4	40.192	138.1	1:08.870	152.9	28.225	104.2	2:17.287	
5	40.574	118.4	1:08.543	154.3	28.702	104.1	2:17.819	
6	40.064	138.4	1:04.924	152.9	28.647	105.7	2:13.635	
7	39.913	141.9	1:04.760	151.8	28.327	104.2	2:13.000	
8	40.550	138.4	1:05.202	150.8	28.636	105.9	2:14.388	
9	40.799	136.4	1:07.027	147.2	30.880	98.0	2:18.706	
10	41.591	136.7	1:07.026	152.2	28.369	104.9	2:16.986	
11	40.230	140.7	1:05.179	152.2	28.734	106.1	2:14.143	
12	40.028	139.5	1:04.689	153.6	28.332	107.8	2:13.049	
13	40.329	138.9	1:04.722	153.2	28.210	102.2	2:13.261	
14								

96 Andrew Beaumont (HUL) — McLaren M1B

lap	Sect-1	Speed	Sect-2	Speed	Sect-3	Speed	Laptime	Pit
1	Out	100.5	1:19.541	127.8	36.999	90.5	2:42.510	
2	12:01.200	102.0	1:14.350	132.9	33.152	92.8	13:48.702	P
3	46.625	119.2	1:12.820	152.5	30.819	93.2	2:30.264	
4				151.8	31.168	91.5	2:26.539	
5	44.032	125.2	1:10.655	144.6	31.246	97.1	2:25.933	
6	43.805	127.1	1:10.163	153.9	30.368	96.7	2:24.336	
7				151.8	30.102	98.7	2:22.822	
8				155.0	30.298	92.2	2:22.910	
9	44.610	124.3	1:09.776	155.7	30.496	95.9	2:24.882	
10				147.8	32.445	91.2	2:26.236	
11			In	121.6	In		2:37.563	P
12								

98 John Davison (BON) — Chevron B6

lap	Sect-1	Speed	Sect-2	Speed	Sect-3	Speed	Laptime	Pit
1	Out	103.1	1:17.239	125.2	30.699	98.1	2:30.223	
2	12:06.313	119.2	1:10.451	128.6	29.656	98.7	13:46.420	P
3	43.904	122.2	1:09.706	123.1	32.514	62.0	2:26.124	
4								

99 Paul Gibson (ROD) — Lola T70 Mk3B

lap	Sect-1	Speed	Sect-2	Speed	Sect-3	Speed	Laptime	Pit
1	Out	126.4	1:06.723	149.1	28.287	102.8	2:18.266	
2	40.593	143.4	1:04.870	156.1	28.750	103.3	2:14.213	
3	11:19.249	137.5	1:08.058	151.1	28.677	105.1	12:55.984	P
4	40.976	141.9	1:05.198	155.3	27.845	105.4	2:14.019	
5	40.453	142.5	1:04.530	156.4	29.292	97.1	2:14.275	
6	41.283	140.7	1:04.376	156.1	28.184	104.4	2:13.843	
7	40.825	145.9	1:04.734	154.6	In		2:18.504	P
8	Out	143.4	1:05.198	156.1	28.798	105.7	4:02.605	P
9	40.221	146.5	1:04.817	155.7	28.694	97.1	2:13.732	
10	40.890	145.6	1:05.575	156.1	28.122	105.2	2:14.587	
11	41.010	146.2	1:33.535	140.7	30.067	100.3	2:44.612	
12	41.227	143.4	1:04.382	155.7	28.065	106.2	2:13.674	

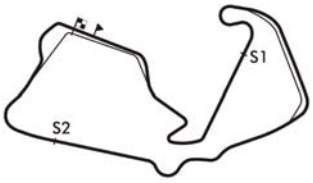

Session Start: 17:15:00 - Finish: 17:54:25
Weather/Track Conditions: Cloud / Dry
Circuit: Silverstone Grand Prix Wing
Track Length: 5.891 Km - 3.6605 miles
Printed: 20-07-2018 - 17:58

MST
Results: www.mstworld.com. Live Timing: https://livetiming.getraceresults.com/mst. Email: timing@mstworld.com

Silverstone Classic - 20 - 22 Jul 2018

Yokohama Trophy For FIA Masters Historic Sports Cars

Qualifying for Race 10 - Sector Analysis

108 Sleep / Montgomery (ROD) — Lola Mk3

lap	Sect-1	Speed	Sect-2	Speed	Sect-3	Speed	Laptime	Pit	lap	Sect-1	Speed	Sect-2	Speed	Sect-3	Speed	Laptime	Pit
1							13:45.103		6			In		In		4:24.043	P
2							2:20.313		7							2:16.961	
3							2:18.021		8							2:17.956	
4							2:21.860		9							2:21.366	
5							2:22.952		10							2:17.115	

123 Hyett / Adams (SIF) — Chevron B16

lap	Sect-1	Speed	Sect-2	Speed	Sect-3	Speed	Laptime	Pit	lap	Sect-1	Speed	Sect-2	Speed	Sect-3	Speed	Laptime	Pit
1	Out	118.4	1:12.589	130.8	36.906	93.2	2:32.292		6	44.503	118.6	1:10.454	141.0	30.368	97.9	2:25.325	
2	13:01.680	121.4	1:10.066	136.4	30.838	97.1	14:42.584	P	7	44.061	126.1	1:09.886	140.7	30.092	94.7	2:24.039	
3	42.519	130.3	1:08.911	137.5	29.702	96.0	2:21.132		8	44.884	125.7	1:10.044	142.2	30.360	96.5	2:25.288	
4	46.362	102.5	1:14.099	110.7	In		2:35.760	P	9	46.016	122.5	1:12.438	140.4	30.693	96.7	2:29.147	
5	Out	108.2	1:11.889	136.7	31.504	96.5	4:30.944	P	10	44.834	129.6	1:10.299	100.2	43.534	53.6	2:38.667	

132 Mike Catlow (MAR) — Chevron B19

lap	Sect-1	Speed	Sect-2	Speed	Sect-3	Speed	Laptime	Pit	lap	Sect-1	Speed	Sect-2	Speed	Sect-3	Speed	Laptime	Pit
1	Out	109.1	1:16.919	110.4	33.320	92.8	2:38.773		7	42.857	128.8	1:08.867	134.5	30.257	99.2	2:21.981	
2	12:03.757	116.7	1:08.614	135.3	30.641	89.5	13:43.012	P	8	43.516	120.7	1:10.206	134.2	30.937	98.6	2:24.659	
3	43.268	130.1	1:08.783	133.4	29.439	99.5	2:21.490		9	43.286	130.1	1:09.611	136.1	29.593	99.6	2:22.490	
4	44.566	126.6	1:09.743	127.1	29.343	100.9	2:23.652		10	42.791	130.3	1:09.932	134.5	29.245	99.6	2:21.968	
5	42.292	125.2	1:08.846	133.9	29.583	101.1	2:20.721		11	46.424	120.1	1:11.098	135.6	In		2:33.203	P
6	43.836	127.3	1:15.315	118.6	31.224	100.3	2:30.375		12								

136 Garside / Newall (HUL) — Lotus 23B

lap	Sect-1	Speed	Sect-2	Speed	Sect-3	Speed	Laptime	Pit	lap	Sect-1	Speed	Sect-2	Speed	Sect-3	Speed	Laptime	Pit
1	Out	117.5	1:17.843	126.1	33.012	90.5	2:37.785		3	46.992	123.1	1:15.003	125.4	32.757	85.0	2:34.752	
2	12:19.598	116.1	1:15.298	130.6	32.598	92.1	14:07.494	P	4								

140 Gomes / Claridge (INV) — Lola T212

lap	Sect-1	Speed	Sect-2	Speed	Sect-3	Speed	Laptime	Pit	lap	Sect-1	Speed	Sect-2	Speed	Sect-3	Speed	Laptime	Pit
1	Out	114.7	1:09.289	142.2	29.647	103.3	2:21.866		7	Out	125.2	1:08.125	143.4	28.816	105.7	4:06.375	P
2	13:22.057	120.9	1:07.317	144.0	29.931	103.1	14:59.305	P	8	40.843	136.4	1:05.113	144.6	28.703	105.2	2:14.659	
3	43.464	135.6	1:07.228	143.4	28.858	103.0	2:19.550		9	40.825	130.1	1:06.537	143.7	28.819	101.4	2:16.181	
4	40.809	128.3	1:06.313	144.3	27.777	104.2	2:14.899		10	41.319	137.5	1:10.460	142.8	30.592	100.3	2:22.371	
5	40.762	130.3	1:07.886	144.6	28.165	104.4	2:16.813		11	41.195	137.0	1:05.351	143.7	27.971	106.4	2:14.517	
6	40.893	136.7	1:05.706	142.2	In		2:14.038	P	12								

160 Birch / Burnett (INV) — Elva GT160

lap	Sect-1	Speed	Sect-2	Speed	Sect-3	Speed	Laptime	Pit	lap	Sect-1	Speed	Sect-2	Speed	Sect-3	Speed	Laptime	Pit
1	Out	107.9	1:20.175	121.1	34.429	86.5	2:42.026		6	48.314	104.5	1:16.772	126.1	33.077	92.6	2:38.163	
2	12:34.460	111.1	1:18.676	128.1	34.440	88.4	14:27.576	P	7	50.193	106.0	1:16.475	127.3	In		2:38.770	P
3	49.539	111.3	1:17.926	125.9	33.812	85.7	2:41.277		8	Out	111.3	1:13.519	132.6	32.055	91.7	4:41.004	P
4	49.188	102.9	1:17.823	125.9	33.474	90.4	2:40.485		9	45.677	122.9	1:13.418	133.2	31.487	91.5	2:30.582	
5	48.987	112.0	1:16.552	124.7	33.323	92.2	2:38.862		10	47.560	111.1	1:17.039	131.8	In		2:41.286	P

165 Ferrao / Stretton (MAR) — Lola T292

lap	Sect-1	Speed	Sect-2	Speed	Sect-3	Speed	Laptime	Pit	lap	Sect-1	Speed	Sect-2	Speed	Sect-3	Speed	Laptime	Pit
1	Out	118.8	1:08.358	142.5	29.949	102.2	2:17.219		6	41.074	132.6	1:05.869	140.7	In		2:17.213	P
2	11:56.612	127.1	1:05.343	139.8	27.863	106.1	13:29.818	P	7	Out	131.6	1:05.446	138.7	27.484	106.2	3:37.054	P
3	39.998	132.9	1:04.269	139.2	27.879	106.6	2:12.146		8	40.870	133.9	1:05.813	141.0	28.915	105.4	2:15.598	
4	40.079	133.4	1:04.486	140.1	27.612	106.2	2:12.177		9	40.603	132.9	1:04.604	139.8	27.259	105.1	2:12.466	
5	39.912	133.7	1:06.770	140.4	28.273	104.9	2:14.955		10	41.311	127.6	1:04.444	137.5	In		2:16.737	P

177 Tommy Gilmartin (BON) — Chevron B8

lap	Sect-1	Speed	Sect-2	Speed	Sect-3	Speed	Laptime	Pit	lap	Sect-1	Speed	Sect-2	Speed	Sect-3	Speed	Laptime	Pit
1	Out	116.1	1:14.031	131.8	34.855	90.8	2:31.503		5	48.067	119.0	1:20.163	114.5	33.332	92.8	2:41.562	
2	12:17.159	109.7	1:32.933	71.4	In		14:33.346	P	6	47.923	106.2	1:18.745	130.3	32.270	87.6	2:38.938	
3	Out	110.0	1:16.673	123.1	32.205	88.8	7:47.766	P	7	50.106	119.0	1:16.758	130.6	32.417	88.8	2:39.281	
4	47.194	118.4	1:17.294	128.1	33.142	83.7	2:37.630		8	46.488	114.9	1:18.714	127.8	In		2:44.537	P

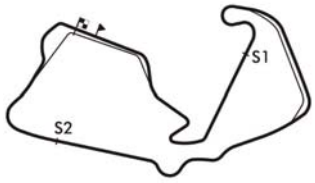

Session Start: 17:15:00 - Finish: 17:54:25
Weather/Track Conditions: Cloud / Dry
Circuit: Silverstone Grand Prix Wing
Track Length: 5.891 Km - 3.6605 miles
Printed: 20-07-2018 - 17:58

MST
Results: www.mstworld.com. Live Timing: https://livetiming.getraceresults.com/mst. Email: timing@mstworld.com

Silverstone Classic - 20 - 22 Jul 2018

Yokohama Trophy For FIA Masters Historic Sports Cars

Qualifying for Race 10 - Sector Analysis

192 Thomas/Lockie (BON) — Chevron B8

lap	Sect-1	Speed	Sect-2	Speed	Sect-3	Speed	Laptime	Pit
1	Out	114.1	1:15.046	117.9	37.256	88.8	2:35.887	
2	11:56.470	125.0	1:10.847	134.5	31.079	91.0	13:38.396	P
3	43.984	127.3	1:10.249	132.9	30.027	97.3	2:24.260	
4	44.676	114.3	1:10.913	134.2	30.071	98.7	2:25.660	
5	43.580	128.6	1:09.803	133.4	In		2:23.770	P
6	Out	125.4	1:10.706	131.8	29.975	96.5	4:13.503	P
7	43.537	129.3	1:16.114	130.6	34.580	93.5	2:34.231	
8	50.086	84.3	1:30.442	95.2	34.109	95.1	2:54.637	
9	43.132	128.6	1:09.133	137.2	29.661	96.2	2:21.926	
10	42.941	128.3	1:09.484	133.7	29.576	96.3	2:22.001	
11	44.862	121.1	1:19.826	107.9	33.968	88.8	2:38.656	
12								

210 David Tomlin (MAR) — Lola T210

lap	Sect-1	Speed	Sect-2	Speed	Sect-3	Speed	Laptime	Pit
1	Out	130.6	1:11.896	139.8	30.188	101.4	2:21.852	
2	12:01.083	129.8	1:11.972	126.6	30.476	101.1	13:43.531	P
3	40.867	135.3	1:07.986	141.3	28.860	102.3	2:17.713	
4	42.981	125.9	1:08.392	127.3	29.002	103.9	2:20.375	
5	40.951	126.6	1:07.463	140.7	28.267	103.6	2:16.681	
6	41.730	132.6	1:07.981	139.5	28.849	103.6	2:18.560	
7	41.237	133.2	1:06.007	139.2	28.242	102.3	2:15.486	
8	40.885	138.9	1:05.790	139.8	28.747	103.1	2:15.422	
9	41.334	135.3	1:05.082	140.4	27.751	103.1	2:14.167	
10	40.925	135.3	1:05.691	141.3	28.502	103.1	2:15.118	
11	40.433	136.4	1:07.683	134.2	28.410	101.7	2:16.526	
12	40.908	133.7	1:05.145	140.7	29.005	93.8	2:15.058	

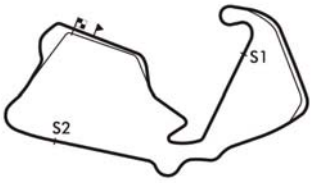

Session Start: 17:15:00 - Finish: 17:54:25
Weather/Track Conditions: Cloud / Dry
Circuit: Silverstone Grand Prix Wing
Track Length: 5.891 Km - 3.6605 miles
Printed: 20-07-2018 - 17:58

MST
Results: www.mstworld.com. Live Timing: https://livetiming.getraceresults.com/mst. Email: timing@mstworld.com

Silverstone Classic - 20 - 22 Jul 2018

Yokohama Trophy For FIA Masters Historic Sports Cars

Qualifying for Race 10 - Best Sector Times

	SECTOR 1			SECTOR 2			SECTOR 3		
	NO	TIME	LAP	NO	TIME	LAP	NO	TIME	LAP
1	89	38.868	4	89	1:02.532	9	9	26.953	11
2	9	39.370	12	9	1:03.196	9	25	26.969	6
3	14	39.593	11	14	1:03.451	12	165	27.259	9
4	25	39.729	6	25	1:03.659	9	89	27.352	4
5	165	39.912	5	95	1:03.998	2	4	27.688	3
6	95	39.913	7	165	1:04.269	3	210	27.751	9
7	4	40.091	3	99	1:04.376	6	140	27.777	4
8	23	40.178	4	4	1:04.425	3	99	27.845	4
9	80	40.220	9	66	1:04.449	2	80	27.877	6
10	99	40.221	9	52	1:04.915	4	76	27.879	3
11	66	40.258	9	23	1:05.025	4	57	27.942	11
12	210	40.433	11	210	1:05.082	9	52	28.046	7
13	3	40.498	4	140	1:05.113	8	14	28.087	11
14	34	40.698	7	80	1:05.147	9	95	28.179	2
15	52	40.745	9	57	1:05.255	8	66	28.244	4
16	140	40.762	5	34	1:05.262	11	34	28.273	9
17	76	40.789	11	76	1:05.264	8	23	28.577	4
18	57	41.144	8	3	1:05.364	3	44	28.820	4
19	18	41.354	3	18	1:06.099	3	3	28.834	8
20	44	41.524	4	44	1:06.822	2	12	29.144	7
21	26	42.027	6	26	1:07.486	6	18	29.194	3
22	132	42.292	5	22	1:07.945	5	132	29.245	10
23	123	42.519	3	12	1:08.453	6	26	29.438	6
24	12	42.741	9	132	1:08.614	2	192	29.576	10
25	22	42.888	10	29	1:08.649	5	98	29.656	2
26	192	42.941	10	123	1:08.911	3	123	29.702	3
27	29	43.001	4	192	1:09.133	9	90	29.939	2
28	96	43.805	6	16	1:09.699	10	22	29.970	5
29	16	43.808	8	98	1:09.706	3	96	30.102	7
30	90	43.839	3	96	1:09.776	9	29	30.128	4
31	98	43.843	2	90	1:09.963	3	42	30.465	5
32	19	44.382	7	19	1:11.163	7	19	30.653	5
33	82	44.584	3	42	1:11.282	6	16	30.738	4
34	42	44.707	7	82	1:11.608	2	40	31.285	8
35	72	44.711	5	40	1:12.231	11	160	31.487	9
36	83	44.981	4	72	1:12.893	8	72	31.566	8
37	40	45.123	6	83	1:13.008	4	82	31.739	2
38	88	45.446	4	160	1:13.418	9	177	32.205	3
39	160	45.677	9	88	1:13.466	3	83	32.423	4
40	177	46.488	8	2	1:13.938	1	88	32.496	3
41	136	46.992	3	177	1:14.031	1	136	32.598	2
42	73	48.132	6	136	1:14.140	2	73	33.937	6
43	2			73	1:17.847	6	2	36.079	1
44	27			27			27		
45	108			108			108		
46	231			231			231		

IDEAL / BEST LAP COMPARISON

NO	NAME	BEST	IN	IDEAL	DIFF
89	Banks/Banks	2:09.009	4	2:08.752	+0.257
9	Smith-Hilliard/Padm	2:10.150	11	2:09.519	+0.631
25	Michael Gans	2:10.901	6	2:10.357	+0.544
14	Oliver Bryant	2:11.176	11	2:11.131	+0.045
165	Ferrao/Stretton	2:12.146	3	2:11.440	+0.706
4	Kirkaldy/Hyett	2:12.204	3	2:12.204	+0.000
95	Gary Culver	2:12.669	2	2:12.090	+0.579
80	Henry Fletcher	2:13.250	9	2:13.244	+0.006
66	Mike Donovan	2:13.374	2	2:12.951	+0.423
99	Paul Gibson	2:13.674	12	2:12.442	+1.232
23	Pearson/Pearson	2:13.780	4	2:13.780	+0.000
52	Robert Oldershaw	2:14.093	4	2:13.706	+0.387
210	David Tomlin	2:14.167	9	2:13.266	+0.901
76	Wrigley/Wrigley	2:14.310	8	2:13.932	+0.378
140	Gomes/Claridge	2:14.517	11	2:13.652	+0.865
57	Adelman/Willis	2:14.732	8	2:14.341	+0.391
34	David Hart	2:15.202	9	2:14.233	+0.969
3	Jason Wright	2:15.608	8	2:14.696	+0.912
18	Dwyer/Brashaw	2:16.647	3	2:16.647	+0.000
108	Sleep/Montgomery	2:16.961	7		+
44	Philip Hall	2:18.014	3	2:17.166	+0.848
26	Marc Devis	2:18.951	6	2:18.951	+0.000
132	Mike Catlow	2:20.721	5	2:20.151	+0.570
123	Hyett/Adams	2:21.132	3	2:21.132	+0.000
12	Paul Allen	2:21.221	9	2:20.338	+0.883
22	Michiel Smits	2:21.481	5	2:20.803	+0.678
29	Ahlers/Bellinger	2:21.844	4	2:21.778	+0.066
192	Thomas/Lockie	2:21.926	9	2:21.650	+0.276
96	Andrew Beaumont	2:22.822	7	2:23.683	+-0.861
90	Gregory Thornton	2:23.753	3	2:23.741	+0.012
16	Jolly/Farthing	2:24.855	10	2:24.245	+0.610
98	John Davison	2:26.124	3	2:23.205	+2.919
19	Owen/Owen	2:26.858	7	2:26.198	+0.660
42	Gavan Kershaw	2:27.061	5	2:26.454	+0.607
72	Jamie Boot	2:29.355	8	2:29.170	+0.185
82	Peter Hallford	2:29.451	3	2:27.931	+1.520
40	Sandy Watson	2:29.630	11	2:28.639	+0.991
83	Maeers/Martin	2:30.412	4	2:30.412	+0.000
160	Birch/Burnett	2:30.582	9	2:30.582	+0.000
88	McAlpine/Keen	2:33.189	3	2:31.408	+1.781
136	Garside/Newall	2:34.752	3	2:33.730	+1.022
177	Tommy Gilmartin	2:37.630	4	2:32.724	+4.906
73	Keith Martin	2:39.916	6	2:39.916	+0.000
2	De Silva/De Silva				+
27	John Sheldon				+

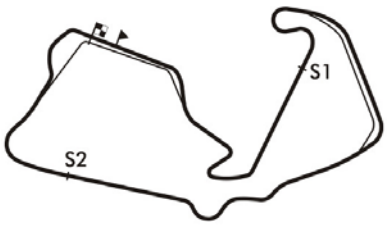

Session Start: 17:15:00 - Finish: 17:54:25
Weather/Track Conditions: Cloud / Dry
Circuit: Silverstone Grand Prix Wing
Track Length: 5.891 Km - 3.6605 miles

Printed: 20-07-2018 - 17:59

Silverstone Classic - 20 - 22 Jul 2018

Yokohama Trophy For FIA Masters Historic Sports Cars

Qualifying for Race 10 - Best Sector Speeds

	NO	SECTOR 1	MPH	NO	SECTOR 2	MPH	NO	SECTOR 3	MPH
1	89	Banks/Banks	154.3	89	Banks/Banks	164.1	89	Banks/Banks	110.4
2	3	Jason Wright	147.2	14	Oliver Bryant	157.2	25	Michael Gans	109.7
3	14	Oliver Bryant	147.2	99	Paul Gibson	156.4	4	Kirkaldy/Hyett	108.3
4	99	Paul Gibson	146.5	16	Jolly/Farthing	156.1	57	Adelman/Willis	108.1
5	34	David Hart	145.3	96	Andrew Beaumont	155.7	9	Smith-Hilliard/Padmore	107.9
6	23	Pearson/Pearson	144.0	3	Jason Wright	155.0	14	Oliver Bryant	107.8
7	66	Mike Donovan	142.5	34	David Hart	154.3	95	Gary Culver	107.8
8	95	Gary Culver	141.9	95	Gary Culver	154.3	23	Pearson/Pearson	107.4
9	18	Dwyer/Brashaw	141.0	26	Marc Devis	153.9	34	David Hart	107.2
10	26	Marc Devis	140.7	22	Michiel Smits	153.6	3	Jason Wright	106.9
11	25	Michael Gans	139.2	23	Pearson/Pearson	153.2	66	Mike Donovan	106.7
12	210	David Tomlin	138.9	66	Mike Donovan	152.9	165	Ferrao/Stretton	106.6
13	4	Kirkaldy/Hyett	138.1	29	Ahlers/Bellinger	151.1	140	Gomes/Claridge	106.4
14	9	Smith-Hilliard/Padmore	137.8	83	Maeers/Martin	148.8	99	Paul Gibson	106.2
15	52	Robert Oldershaw	137.8	18	Dwyer/Brashaw	147.2	52	Robert Oldershaw	105.9
16	80	Henry Fletcher	137.8	4	Kirkaldy/Hyett	146.5	80	Henry Fletcher	105.7
17	140	Gomes/Claridge	137.5	9	Smith-Hilliard/Padmore	145.6	26	Marc Devis	105.2
18	76	Wrigley/Wrigley	135.3	80	Henry Fletcher	145.6	22	Michiel Smits	104.2
19	57	Adelman/Willis	135.0	25	Michael Gans	145.3	76	Wrigley/Wrigley	104.2
20	22	Michiel Smits	134.5	42	Gavan Kershaw	144.9	210	David Tomlin	103.9
21	29	Ahlers/Bellinger	134.5	52	Robert Oldershaw	144.9	44	Philip Hall	102.8
22	165	Ferrao/Stretton	134.5	140	Gomes/Claridge	144.6	18	Dwyer/Brashaw	102.6
23	44	Philip Hall	133.9	76	Wrigley/Wrigley	144.0	12	Paul Allen	101.7
24	12	Paul Allen	132.9	82	Peter Hallford	143.7	29	Ahlers/Bellinger	101.3
25	16	Jolly/Farthing	131.8	57	Adelman/Willis	143.4	132	Mike Catlow	101.1
26	123	Hyett/Adams	130.3	165	Ferrao/Stretton	142.5	16	Jolly/Farthing	100.2
27	132	Mike Catlow	130.3	44	Philip Hall	142.2	96	Andrew Beaumont	98.7
28	192	Thomas/Lockie	129.3	123	Hyett/Adams	142.2	98	John Davison	98.7
29	19	Owen/Owen	129.1	210	David Tomlin	141.3	192	Thomas/Lockie	98.7
30	96	Andrew Beaumont	127.1	88	McAlpine/Keen	141.0	82	Peter Hallford	98.1
31	42	Gavan Kershaw	126.6	12	Paul Allen	138.4	123	Hyett/Adams	97.9
32	90	Gregory Thornton	124.5	192	Thomas/Lockie	137.2	2	De Silva/De Silva	97.6
33	136	Garside/Newall	123.1	19	Owen/Owen	136.4	40	Sandy Watson	96.7
34	160	Birch/Burnett	122.9	132	Mike Catlow	136.1	90	Gregory Thornton	96.7
35	72	Jamie Boot	122.2	90	Gregory Thornton	133.9	42	Gavan Kershaw	96.3
36	98	John Davison	122.2	160	Birch/Burnett	133.2	19	Owen/Owen	95.8
37	40	Sandy Watson	120.3	40	Sandy Watson	132.1	88	McAlpine/Keen	95.4
38	88	McAlpine/Keen	119.4	177	Tommy Gilmartin	131.8	83	Maeers/Martin	95.2
39	83	Maeers/Martin	119.0	2	De Silva/De Silva	130.8	72	Jamie Boot	94.3
40	177	Tommy Gilmartin	119.0	136	Garside/Newall	130.6	177	Tommy Gilmartin	92.8

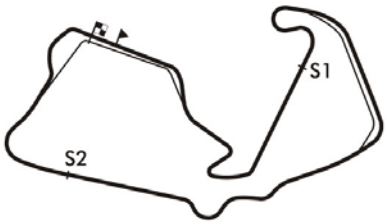

Session Start: 17:15:00 - Finish: 17:54:25
Weather/Track Conditions: Cloud / Dry
Circuit: Silverstone Grand Prix Wing
Track Length: 5.891 Km - 3.6605 miles

Printed: 20-07-2018 - 17:59

Silverstone Classic - 20 - 22 Jul 2018

Yokohama Trophy For FIA Masters Historic Sports Cars

Qualifying for Race 10 - Best Sector Speeds

41	82	Peter Hallford	115.9	72	Jamie Boot	130.3	160	Birch/Burnett	92.6
42	73	Keith Martin	112.4	98	John Davison	129.6	136	Garside/Newall	92.1
43	27	John Sheldon	106.5	73	Keith Martin	121.1	73	Keith Martin	84.5
44	2	De Silva/De Silva	105.2	27	John Sheldon	52.4	27	John Sheldon	0.0
45	108	Sleep/Montgomery	0.0	108	Sleep/Montgomery	0.0	108	Sleep/Montgomery	0.0
46	231	Boultbee Brooks/Beebee	0.0	231	Boultbee Brooks/Beebee	0.0	231	Boultbee Brooks/Beebee	0.0

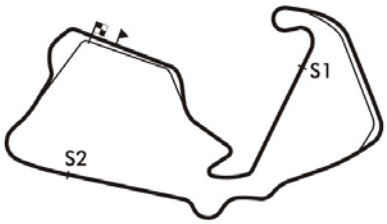

Session Start: 17:15:00 - Finish: 17:54:25
Weather/Track Conditions: Cloud / Dry
Circuit: Silverstone Grand Prix Wing
Track Length: 5.891 Km - 3.6605 miles

Printed: 20-07-2018 - 17:59

Silverstone Classic - 20 - 22 Jul 2018

Yokohama Trophy For FIA Masters Historic Sports Cars

Race 10 - Starting Grid

Sheet No:

Start Time : 19:20 - Heat Duration : 50 Minutes

ROW							
22	43	2	De Silva / De Silva	44	27	John Sheldon
21	41	177	Tommy Gilmartin	42	73	Keith Martin
20	39	88	McAlpine / Keen	40	136	Newall / Garside
19	37	40	Watson / O'Connell	38	160	Birch / Burnett
18	35	72	Jamie Boot	36	82	Peter Hallford
17	33	19	Andrew Owen	34	42	Gavan Kershaw
16	31	16	Jolly / Farthing	32	98	John Davison
15	29	96	Andrew Beaumont	30	90	Gregory Thornton
14	27	29	Bellinger / Ahlers	28	192	Thomas / Lockie
13	25	12	Paul Allen	26	22	Michiel Smits
12	23	132	Mike Catlow	24	123	Hyett / Adams
11	21	44	Philip Hall	22	26	Marc Devis
10	19	18	Brashaw / Dwyer	20	108	Sleep / Montgomery
9	17	34	David Hart	18	3	Jason Wright
8	15	140	Claridge / Gomes	16	57	Adelman / Willis
7	13	210	David Tomlin	14	76	Wrigley / Wrigley
6	11	23	Pearson / Pearson	12	52	Robert Oldershaw
5	9	66	Mike Donovan	10	99	Paul Gibson
4	7	80	Henry Fletcher	8	25	Michael Gans
3	5	4	Kirkaldy / Hyett	6	95	Gary Culver
2	3	14	Oliver Bryant	4	165	Ferrao / Stretton
1	1	89	Banks / Banks	2	9	Smith-Hilliard / Padmore

Pole Right

Car 83 - withdrawn.

Circuit: Silverstone Grand Prix Wing
Track Length: 5.891 Km - 3.6605 miles

Chief Steward: Marc Van Geel	Steward: Juha Liukkonen	Steward: Rod Parkin

Silverstone Classic - 20 - 22 Jul 2018

Yokohama Trophy For FIA Masters Historic Sports Cars

Race 10 - Provisional Classification

Sheet No:

POS	NO	DRIVER/S	CLASS	CLASS POS	CAR MAKE / MODEL	TIME	LAPS	GAP	DIFF	MPH	BEST	ON
1	14	Oliver Bryant	ROD	1	Lola T70 Mk3B	50:06.824	22	-- 22 laps		96.41	2:11.893	5
2	25	Michael Gans	MAR	1	Lola T290	50:14.386	22	7.562	7.562	96.18	2:11.808	15
3	165	Diogo Ferrao-Martin Stretton	MAR	2	Lola T292	50:26.133	22	19.309	11.747	95.80	2:11.978	17
4	80	Henry Fletcher	MAR	3	Chevron B19	50:42.448	22	35.624	16.315	95.29	2:12.726	5
5	95	Gary Culver	ROD	2	Lola Mk3B	51:01.263	22	54.439	18.815	94.70	2:13.351	17
6	9	Max Smith-Hilliard-Nick Padmore	MAR	4	Chevron B19	51:06.491	22	59.667	5.228	94.54	2:12.329	11
7	99	Paul Gibson	ROD	3	Lola T70 Mk3B	51:27.819	22	1:20.995	21.328	93.88	2:14.707	8
8	23	Gary Pearson-John Pearson	ROD	4	Lola T70 Mk3B	51:34.100	22	1:27.276	6.281	93.70	2:12.881	5
9	66	Mike Donovan	ROD	5	Lola T70 Mk3B	51:46.371	22	1:39.547	12.271	93.32	2:14.561	14
10	210	David Tomlin	MAR	5	Lola T210	52:02.468	22	1:55.644	16.097	92.85	2:15.336	20
11	3	Jason Wright	ROD	6	Lola T70 Mk3B	52:03.534	22	1:56.710	1.066	92.81	2:15.645	14
12	34	David Hart	ROD	7	Lola T70 Mk3B	52:15.406	22	2:08.582	11.872	92.46	2:14.470	3
13	57	Graham Adelman-Andrew Willis	MAR	6	Lola T210	50:34.522	21	-- 21 laps	36.221	91.19	2:14.266	19
14	140	James Claridge-Goncalo Gomes	INV	1	Lola T212	50:40.821	21	6.299	6.299	91.01	2:14.983	20
15	76	Matthew Wrigley-Mike Wrigley	MAR	7	Chevron B19	50:46.597	21	12.075	5.776	90.83	2:14.986	7
16	26	Marc Devis	ROD	8	Lola T70 Mk3 Spyder	51:01.053	21	26.531	14.456	90.40	2:19.879	16
17	108	Nick Sleep-Alex Montgomery	ROD	9	Lola Mk3	51:17.522	21	43.000	16.469	89.92	2:17.906	20
18	44	Philip Hall	MAR	8	Lola T212	51:41.057	21	1:06.535	23.535	89.24	2:17.975	7
19	192	Julian Thomas-Calum Lockie	BON	1	Chevron B8	52:00.708	21	1:26.186	19.651	88.68	2:19.726	10
20	29	James Billy Bellinger-Keith Ahlers	HUL	1	Cooper Monaco King	52:24.170	21	1:49.648	23.462	88.01	2:22.151	8
21	12	Paul Allen	INV	2	Lola T212	49:51.348	20	-- 20 laps		88.10	2:21.628	5
22	90	Gregory Thornton	BON	2	Chevron B8	50:12.546	20	21.198	21.198	87.48	2:23.444	5
23	40	Sandy Watson-Martin O'Connell	BON	3	Chevron B8	50:17.210	20	25.862	4.664	87.35	2:18.295	20
24	16	Chris Jolly-Steve Farthing	HUL	2	Cooper Monaco T61M	50:22.657	20	31.309	5.447	87.19	2:23.065	5
25	96	Andrew Beaumont	HUL	3	McLaren M1B	50:29.297	20	37.949	6.640	87.00	2:22.854	18
26	27	John Sheldon	SIF	1	Chevron B16	50:31.420	20	40.072	2.123	86.94	2:22.136	4
27	22	Michiel Smits	HUL	4	Lola T70 Mk1 Spyder	51:17.282	20	1:25.934	45.862	85.64	2:26.010	5
28	19	Andrew Owen	BON	4	Chevron B8	51:19.322	20	1:27.974	2.040	85.59	2:26.510	2
29	2	Harindra De Silva-Timothy De Silva	MAR	9	Taydec Mk3	52:03.743	20	2:12.395	44.421	84.37	2:14.738	20
30	72	Jamie Boot	SIF	2	Chevron B16	52:27.858	20	2:36.510	24.115	83.72	2:30.248	6
31	123	Ross Hyett-Nick Adams	SIF	3	Chevron B16	50:09.270	19	-- 19 laps	13.439	83.20	2:21.374	4
32	136	Andrew Newall-Andrew Garside	HUL	5	Lotus 23B	50:20.238	19	10.968	10.968	82.90	2:29.469	6
33	82	Peter Hallford	INV	3	Chevrolet Corvette	51:00.032	19	50.762	39.794	81.82	2:27.719	2
34	160	Michael Birch	INV	4	Elva GT160	52:02.242	19	1:52.972	1:02.210	80.19	2:38.023	16
35	89	Andrew Banks-Max Banks	ROD	10	McLaren M6B	38:58.831	17	-- 17 laps		95.78	2:10.633	16
36	4	Andrew Kirkaldy-Ross Hyett	MAR	10	Chevron B19	37:18.990	16	-- 16 laps	38.762	94.17	2:11.929	5
		---------- NOT CLASSIFIED ----------										
DNC	18	James Brashaw-Mark Dwyer	ROD		Lola T70 Mk3B	39:20.615	15	-- 15 laps	4:21.927	83.73	2:18.961	7
DNC	88	Richard McAlpine-Chris Keen	HUL		McLaren M1B	43:30.386	15	4:09.771	4:09.771	75.72	2:32.387	3
DNC	73	Keith Martin	MAR		Dulon Dino LD10B	35:49.789	12	-- 12 laps	42.279	73.55	2:37.433	2
DNC	132	Mike Catlow	MAR		Chevron B19	28:13.834	11	-- 11 laps		85.58	2:18.730	3
DNC	177	Tommy Gilmartin	BON		Chevron B8	20:56.352	8	-- 8 laps --	1:12.549	83.91	2:32.567	5
DNC	42	Gavan Kershaw	HUL		Lotus 30	15:35.165	6	-- 6 laps --		84.54	2:28.958	3
DNC	52	Robert Oldershaw	INV		Lola T290	32:46.716	6	17:11.551	17:11.55	40.20	2:14.925	6

Cars 25 & 82 - 5 second time penalty (pit lane infringement).
Car 98 - non starter.

Session Start: 19:32:49 - Finish: 20:22:55
Weather/Track Conditions: Sun / Dry
Circuit: Silverstone Grand Prix Wing
Track Length: 5.891 Km - 3.6605 miles

These results are provisional until the conclusion of any judicial and technical matters.

FIA Race Director: Richard Cuene-Grandidier	Chief Timekeeper: Nick Palmer	Issued at:

Silverstone Classic - 20 - 22 Jul 2018

Yokohama Trophy For FIA Masters Historic Sports Cars

Race 10 - Provisional Classification

Sheet No:

---------- FASTEST LAP SUMMARY ----------

NO	DRIVER/S	CLASS	CAR MAKE / MODEL	FASTEST LAP	ON	MPH
89	Banks/Banks	ROD	McLaren M6B	2:10.633	16	100.88
25	Michael Gans	MAR	Lola T290	2:11.808	15	99.98
52	Robert Oldershaw	INV	Lola T290	2:14.925	6	97.67
40	Watson/O'Connell	BON	Chevron B8	2:18.295	20	95.29
123	Hyett/Adams	SIF	Chevron B16	2:21.374	4	93.21
29	Bellinger/Ahlers	HUL	Cooper Monaco King Cobr	2:22.151	8	92.70

Cars 25 & 82 - 5 second time penalty (pit lane infringement).
Car 98 - non starter.

Session Start: 19:32:49 - Finish: 20:22:55
Weather/Track Conditions: Sun / Dry
Circuit: Silverstone Grand Prix Wing
Track Length: 5.891 Km - 3.6605 miles

These results are provisional until the conclusion of any judicial and technical matters.

FIA Race Director: Richard Cuene-Grandidier	Chief Timekeeper: Nick Palmer	Issued at:

Silverstone Classic - 20 - 22 Jul 2018

Yokohama Trophy For FIA Masters Historic Sports Cars

Race 10 - Provisional Classification by Class

Sheet No:

Class BON

POS	NO	DRIVER/S	CLASS	CAR MAKE / MODEL	TIME	LAPS	GAP	DIFF	MPH	BEST	ON
1	192	Julian Thomas-Calum Lockie	BON	Chevron B8	52:00.708	21	-- 21 laps		88.68	2:19.726	10
2	90	Gregory Thornton	BON	Chevron B8	50:12.546	20	-- 20 laps		87.48	2:23.444	5
3	40	Sandy Watson-Martin O'Connell	BON	Chevron B8	50:17.210	20	4.664	4.664	87.35	2:18.295	20
4	19	Andrew Owen	BON	Chevron B8	51:19.322	20	1:06.776	1:02.11	85.59	2:26.510	2
		---------- NOT CLASSIFIED ----------									
DNC	177	Tommy Gilmartin	BON	Chevron B8	20:56.352	8	-- 8 laps		83.91	2:32.567	5

Class HUL

POS	NO	DRIVER/S	CLASS	CAR MAKE / MODEL	TIME	LAPS	GAP	DIFF	MPH	BEST	ON
1	29	James Billy Bellinger-Keith Ahlers	HUL	Cooper Monaco King Cobra	52:24.170	21	-- 21 laps		88.01	2:22.151	8
2	16	Chris Jolly-Steve Farthing	HUL	Cooper Monaco T61M	50:22.657	20	-- 20 laps		87.19	2:23.065	5
3	96	Andrew Beaumont	HUL	McLaren M1B	50:29.297	20	6.640	6.640	87.00	2:22.854	18
4	22	Michiel Smits	HUL	Lola T70 Mk1 Spyder	51:17.282	20	54.625	47.985	85.64	2:26.010	5
5	136	Andrew Newall-Andrew Garside	HUL	Lotus 23B	50:20.238	19	-- 19 laps		82.90	2:29.469	6
		---------- NOT CLASSIFIED ----------									
DNC	88	Richard McAlpine-Chris Keen	HUL	McLaren M1B	43:30.386	15	-- 15 laps		75.72	2:32.387	3
DNC	42	Gavan Kershaw	HUL	Lotus 30	15:35.165	6	-- 6 laps		84.54	2:28.958	3

Class INV

POS	NO	DRIVER/S	CLASS	CAR MAKE / MODEL	TIME	LAPS	GAP	DIFF	MPH	BEST	ON
1	140	James Claridge-Goncalo Gomes	INV	Lola T212	50:40.821	21	-- 21 laps		91.01	2:14.983	20
2	12	Paul Allen	INV	Lola T212	49:51.348	20	-- 20 laps		88.10	2:21.628	5
3	82	Peter Hallford	INV	Chevrolet Corvette	51:00.032	19	-- 19 laps		81.82	2:27.719	2
4	160	Michael Birch	INV	Elva GT160	52:02.242	19	1:02.210	1:02.21	80.19	2:38.023	16
		---------- NOT CLASSIFIED ----------									
DNC	52	Robert Oldershaw	INV	Lola T290	32:46.716	6	-- 6 laps		40.20	2:14.925	6

Class MAR

POS	NO	DRIVER/S	CLASS	CAR MAKE / MODEL	TIME	LAPS	GAP	DIFF	MPH	BEST	ON
1	25	Michael Gans	MAR	Lola T290	50:14.386	22	-- 22 laps		96.18	2:11.808	15
2	165	Diogo Ferrao-Martin Stretton	MAR	Lola T292	50:26.133	22	11.747	11.747	95.80	2:11.978	17
3	80	Henry Fletcher	MAR	Chevron B19	50:42.448	22	28.062	16.315	95.29	2:12.726	5
4	9	Max Smith-Hilliard-Nick Padmore	MAR	Chevron B19	51:06.491	22	52.105	24.043	94.54	2:12.329	11
5	210	David Tomlin	MAR	Lola T210	52:02.468	22	1:48.082	55.977	92.85	2:15.336	20
6	57	Graham Adelman-Andrew Willis	MAR	Lola T210	50:34.522	21	-- 21 laps		91.19	2:14.266	19

Cars 25 & 82 - 5 second time penalty (pit lane infringement).
Car 98 - non starter.

Session Start: 19:32:49 - Finish: 20:22:55
Weather/Track Conditions: Sun / Dry
Circuit: Silverstone Grand Prix Wing
Track Length: 5.891 Km - 3.6605 miles

These results are provisional until the conclusion of any judicial and technical matters.

FIA Race Director: Richard Cuene-Grandidier	Chief Timekeeper: Nick Palmer	Issued at:

Silverstone Classic - 20 - 22 Jul 2018

Yokohama Trophy For FIA Masters Historic Sports Cars

Race 10 - Provisional Classification by Class

Sheet No:

7	76	Matthew Wrigley-Mike Wrigley	MAR	Chevron B19	50:46.597	21	12.075	12.075	90.83	2:14.986	7
8	44	Philip Hall	MAR	Lola T212	51:41.057	21	1:06.535	54.460	89.24	2:17.975	7
9	2	Harindra De Silva-Timothy De Silva	MAR	Taydec Mk3	52:03.743	20	-- 20 laps		84.37	2:14.738	20
10	4	Andrew Kirkaldy-Ross Hyett	MAR	Chevron B19	37:18.990	16	-- 16 laps		94.17	2:11.929	5
---------- NOT CLASSIFIED ----------											
DNC	73	Keith Martin	MAR	Dulon Dino LD10B	35:49.789	12	-- 12 laps		73.55	2:37.433	2
DNC	132	Mike Catlow	MAR	Chevron B19	28:13.834	11	-- 11 laps		85.58	2:18.730	3

Class ROD

POS	NO	DRIVER/S	CLASS	CAR MAKE / MODEL	TIME	LAPS	GAP	DIFF	MPH	BEST	ON
1	14	Oliver Bryant	ROD	Lola T70 Mk3B	50:06.824	22	-- 22 laps		96.41	2:11.893	5
2	95	Gary Culver	ROD	Lola Mk3B	51:01.263	22	54.439	54.439	94.70	2:13.351	17
3	99	Paul Gibson	ROD	Lola T70 Mk3B	51:27.819	22	1:20.995	26.556	93.88	2:14.707	8
4	23	Gary Pearson-John Pearson	ROD	Lola T70 Mk3B	51:34.100	22	1:27.276	6.281	93.70	2:12.881	5
5	66	Mike Donovan	ROD	Lola T70 Mk3B	51:46.371	22	1:39.547	12.271	93.32	2:14.561	14
6	3	Jason Wright	ROD	Lola T70 Mk3B	52:03.534	22	1:56.710	17.163	92.81	2:15.645	14
7	34	David Hart	ROD	Lola T70 Mk3B	52:15.406	22	2:08.582	11.872	92.46	2:14.470	3
8	26	Marc Devis	ROD	Lola T70 Mk3 Spyder	51:01.053	21	-- 21 laps		90.40	2:19.879	16
9	108	Nick Sleep-Alex Montgomery	ROD	Lola Mk3	51:17.522	21	16.469	16.469	89.92	2:17.906	20
10	89	Andrew Banks-Max Banks	ROD	McLaren M6B	38:58.831	17	-- 17 laps		95.78	2:10.633	16
---------- NOT CLASSIFIED ----------											
DNC	18	James Brashaw-Mark Dwyer	ROD	Lola T70 Mk3B	39:20.615	15	-- 15 laps		83.73	2:18.961	7

Class SIF

POS	NO	DRIVER/S	CLASS	CAR MAKE / MODEL	TIME	LAPS	GAP	DIFF	MPH	BEST	ON
1	27	John Sheldon	SIF	Chevron B16	50:31.420	20	-- 20 laps		86.94	2:22.136	4
2	72	Jamie Boot	SIF	Chevron B16	52:27.858	20	1:56.438	1:56.43	83.72	2:30.248	6
3	123	Ross Hyett-Nick Adams	SIF	Chevron B16	50:09.270	19	-- 19 laps		83.20	2:21.374	4

Cars 25 & 82 - 5 second time penalty (pit lane infringement).
Car 98 - non starter.

Session Start: 19:32:49 - Finish: 20:22:55
Weather/Track Conditions: Sun / Dry
Circuit: Silverstone Grand Prix Wing
Track Length: 5.891 Km - 3.6605 miles

These results are provisional until the conclusion of any judicial and technical matters.

FIA Race Director: Richard Cuene-Grandidier	Chief Timekeeper: Nick Palmer	Issued at:

Silverstone Classic - 20 - 22 Jul 2018

Yokohama Trophy For FIA Masters Historic Sports Cars

Race 10 - Sector Analysis

2 De Silva / De Silva (MAR) — Taydec Mk3

lap	Sect-1	Speed	Sect-2	Speed	Sect-3	Speed	Laptime	Pit
1		102.9	1:17.064	125.7	33.953	93.2	2:56.848	
2	49.713	120.3	1:13.902	135.8	34.323	79.8	2:37.938	
3	47.660	116.1	1:15.895	135.8	33.674	89.9	2:37.229	
4	48.464	123.4	1:15.037	135.3	32.827	93.6	2:36.328	
5	48.537	119.8	1:47.968	132.4	In		3:10.874	P
6	Out	109.7	1:08.967	137.2	30.196	102.2	5:58.071	P
7	42.447	118.4	1:06.692	138.7	29.266	102.6	2:18.405	
8	42.603	125.9	1:06.501	138.7	28.318	102.8	2:17.422	
9	42.338	123.8	1:07.162	139.5	28.335	103.3	2:17.835	
10	41.775	130.1	1:07.396	139.2	28.667	99.0	2:17.838	
11	41.949	127.6	1:06.565	139.2	28.193	104.7	2:16.707	
12	41.948	129.3	1:06.336	139.5	28.077	104.2	2:16.361	
13	41.660	129.8	1:07.407	138.9	28.237	102.8	2:17.304	
14	41.716	130.8	1:06.893	139.2	28.066	104.2	2:16.675	
15	41.517	130.6	1:07.401	140.4	32.032	93.9	2:20.950	
16	43.596	130.3	1:05.990	139.8	28.104	104.9	2:17.690	
17	43.144	122.0	1:09.842	140.1	29.434	105.9	2:22.420	
18	41.388	132.4	1:05.492	140.7	27.929	103.8	2:14.809	
19	42.659	131.8	1:06.644	141.0	27.998	105.2	2:17.301	
20	41.130	131.1	1:05.251	142.5	28.357	97.9	2:14.738	

3 Jason Wright (ROD) — Lola T70 Mk3B

lap	Sect-1	Speed	Sect-2	Speed	Sect-3	Speed	Laptime	Pit
1		137.5	1:06.870	155.3	29.541	101.4	2:25.890	
2	41.530	128.1	1:06.800	154.3	29.707	104.6	2:18.037	
3	41.136	131.8	1:06.746	154.3	29.716	103.9	2:17.598	
4	41.689	144.3	1:06.950	153.6	30.072	101.6	2:18.711	
5	41.927	145.3	1:06.274	155.0	29.054	107.9	2:17.255	
6	42.153	142.5	1:06.404	154.6	29.659	105.9	2:18.216	
7	41.507	142.8	1:06.428	154.6	28.941	101.4	2:16.876	
8	41.623	144.0	1:06.376	153.9	29.169	94.3	2:17.168	
9	42.889	131.8	1:06.930	154.6	29.108	106.6	2:18.927	
10	41.301	144.0	1:05.779	153.9	29.152	104.2	2:16.232	
11	41.573	144.3	1:05.500	155.0	In		2:13.494	P
12	Out	142.2	1:05.760	153.9	28.841	108.1	3:41.994	P
13	41.048	144.6	1:06.530	154.6	29.262	105.2	2:16.840	
14	41.441	144.9	1:05.379	154.6	28.825	106.4	2:15.645	
15	41.234	144.6	1:06.267	154.3	28.816	106.6	2:16.317	
16	41.135	144.9	1:06.258	153.6	28.540	105.9	2:15.933	
17	42.445	118.8	1:07.129	155.3	30.070	101.9	2:19.644	
18	42.043	136.4	1:06.254	152.9	29.512	103.8	2:17.809	
19	42.497	143.7	1:07.073	153.6	30.980	95.9	2:20.550	
20	43.115	141.0	1:07.687	154.3	30.440	100.8	2:21.242	
21	42.955	137.5	1:07.093	154.6	29.511	104.6	2:19.559	
22	43.577	136.7	1:06.639	154.3	29.381	102.6	2:19.597	

4 Kirkaldy / Hyett (MAR) — Chevron B19

lap	Sect-1	Speed	Sect-2	Speed	Sect-3	Speed	Laptime	Pit
1		136.1	1:04.654	146.2	27.860	100.9	2:15.919	
2	40.393	136.7	1:04.228	145.9	27.458	107.2	2:12.079	
3	40.501	135.8	1:04.655	145.9	27.584	106.9	2:12.740	
4	40.442	135.8	1:04.801	145.6	27.530	107.2	2:12.773	
5	39.996	136.4	1:04.420	145.6	27.513	106.4	2:11.929	
6	40.251	136.1	1:04.550	146.2	27.352	106.7	2:12.153	
7	40.242	137.2	1:04.804	146.8	27.290	107.4	2:12.336	
8	40.113	137.0	1:04.766	146.8	27.374	106.2	2:12.253	
9	41.235	136.7	1:04.485	147.5	27.976	105.9	2:13.696	
10	40.641	137.0	1:04.893	146.5	27.569	105.7	2:13.103	
11	40.312	137.5	1:04.202	146.8	28.496	103.1	2:13.010	
12	40.546	137.0	1:04.166	148.1	27.752	98.7	2:12.464	
13	41.575	137.0	1:06.125	148.1	28.522	105.4	2:16.222	
14	41.039	134.2	1:06.458	146.5	In		2:15.687	P
15	Out	125.4	1:10.899	136.1	28.904	98.4	3:52.324	P
16	42.668	128.3	1:08.361	142.5	29.273	101.1	2:20.302	

9 Smith-Hilliard / Padmore (MAR) — Chevron B19

lap	Sect-1	Speed	Sect-2	Speed	Sect-3	Speed	Laptime	Pit
1		128.6	1:09.458	141.0	30.683	101.1	2:23.375	
2	42.040	130.6	1:06.267	142.5	29.083	100.3	2:17.390	
3	42.026	130.8	1:06.260	142.5	28.086	101.4	2:16.372	
4	41.767	130.6	1:05.786	144.0	28.111	102.0	2:15.664	
5	41.667	131.1	1:06.302	143.1	28.134	101.6	2:16.103	
6	42.729	131.3	1:05.715	144.0	28.740	101.4	2:17.184	
7	42.110	132.1	1:07.028	142.5	28.237	101.3	2:17.375	
8	42.621	131.3	1:06.425	142.2	29.423	99.3	2:18.469	
9	42.455	129.8	1:07.140	141.6	In		2:18.739	P
10	Out	130.1	1:04.794	145.3	29.443	99.6	3:41.604	P
11	40.452	137.5	1:04.069	145.3	27.808	104.6	2:12.329	
12	40.922	136.1	1:05.240	144.0	27.604	106.4	2:13.766	
13	40.234	135.8	1:04.667	145.6	28.149	103.6	2:13.050	
14	41.450	136.4	1:04.146	144.9	28.024	103.3	2:13.620	
15	40.313	135.3	1:05.655	143.7	27.915	104.6	2:13.883	
16	41.510	135.8	1:05.643	144.9	28.256	106.7	2:15.409	
17	42.187	130.1	1:04.861	144.0	27.767	106.7	2:14.815	
18	40.631	132.6	1:04.747	144.0	27.942	107.6	2:13.320	
19	41.300	135.0	1:05.909	143.1	27.699	108.1	2:14.908	
20	40.137	135.3	1:04.609	144.9	28.745	101.1	2:13.491	
21	40.710	135.3	1:04.181	144.0	27.659	107.8	2:12.550	
22	40.735	134.2	1:04.638	144.6	27.702	107.8	2:13.075	

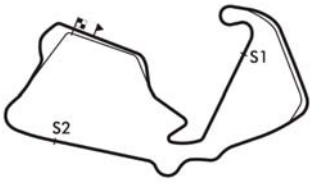

Session Start: 19:32:49 - Finish: 20:22:55
Weather/Track Conditions: Sun / Dry
Circuit: Silverstone Grand Prix Wing
Track Length: 5.891 Km - 3.6605 miles
Printed: 21-07-2018 - 20:26

MST
Results: www.mstworld.com. Live Timing: https://livetiming.getraceresults.com/mst. Email: timing@mstworld.com

Silverstone Classic - 20 - 22 Jul 2018

Yokohama Trophy For FIA Masters Historic Sports Cars

Race 10 - Sector Analysis

12 Paul Allen (INV) — Lola T212

lap	Sect-1	Speed	Sect-2	Speed	Sect-3	Speed	Laptime	Pit	lap	Sect-1	Speed	Sect-2	Speed	Sect-3	Speed	Laptime	Pit
1		125.7	1:12.112	134.2	31.425	96.3	2:39.308		11	Out	123.1	1:08.693	137.5	30.175	102.0	3:48.352	P
2	43.989	124.3	1:10.173	137.2	30.785	102.0	2:24.947		12	52.555	113.0	1:11.245	131.8	29.713	101.1	2:33.513	
3	43.813	124.0	1:08.326	137.2	29.851	100.5	2:21.990		13	43.946	128.8	1:08.860	137.2	29.873	100.3	2:22.679	
4	44.095	125.7	1:08.502	137.8	29.927	100.2	2:22.524		14	44.126	127.6	1:09.841	137.8	29.537	103.3	2:23.504	
5	43.312	128.1	1:08.677	137.2	29.639	99.9	2:21.628		15	43.673	127.3	1:22.939	137.0	29.507	104.9	2:36.119	
6	44.315	127.6	1:09.172	138.1	29.697	101.6	2:23.184		16	43.027	126.1	1:09.402	138.7	30.077	103.3	2:22.506	
7	43.989	125.7	1:10.967	133.7	30.433	100.6	2:25.389		17	44.961	126.6	1:09.253	135.8	30.671	101.9	2:24.885	
8	44.413	119.6	1:09.410	134.2	29.369	101.9	2:23.192		18	44.343	121.8	1:09.023	140.7	29.660	102.8	2:23.026	
9	43.441	127.3	1:09.102	137.8	29.874	103.0	2:22.417		19	44.245	127.1	1:09.496	138.4	29.797	103.4	2:23.538	
10	43.593	124.7	1:08.620	139.8	In		2:25.069	P	20	43.611	127.8	1:09.622	137.2	30.345	102.6	2:23.578	

14 Oliver Bryant (ROD) — Lola T70 Mk3B

lap	Sect-1	Speed	Sect-2	Speed	Sect-3	Speed	Laptime	Pit	lap	Sect-1	Speed	Sect-2	Speed	Sect-3	Speed	Laptime	Pit
1		138.1	1:04.627	154.3	28.270	105.7	2:15.717		12	40.340	141.6	1:03.762	157.5	28.014	108.3	2:12.116	
2	40.777	137.8	1:04.488	155.3	28.365	108.8	2:13.630		13	40.317	141.3	1:05.064	156.4	In		2:14.102	P
3	40.631	143.4	1:04.202	155.0	28.182	109.9	2:13.015		14	Out	144.6	1:04.658	156.1	28.325	103.4	3:35.744	P
4	40.519	137.0	1:04.033	156.8	28.151	109.9	2:12.703		15	40.242	145.3	1:03.825	155.7	28.089	105.1	2:12.156	
5	40.084	141.6	1:03.779	155.7	28.030	110.8	2:11.893		16	40.377	142.2	1:03.963	155.3	28.131	110.2	2:12.471	
6	40.063	138.9	1:05.041	155.3	27.976	110.2	2:13.080		17	40.295	144.9	1:03.661	156.1	28.123	110.4	2:12.079	
7	40.232	144.6	1:04.045	155.7	28.107	111.0	2:12.384		18	40.023	145.6	1:04.344	155.7	28.182	109.9	2:12.549	
8	39.755	145.3	1:04.119	155.7	28.616	110.2	2:12.490		19	40.686	145.3	1:03.651	156.1	28.753	110.2	2:13.090	
9	40.860	140.4	1:04.056	155.7	28.755	106.1	2:13.671		20	39.993	146.8	1:03.484	156.1	28.449	109.5	2:11.926	
10	40.738	144.0	1:03.839	156.4	28.442	101.3	2:13.019		21	40.666	143.1	1:04.308	153.9	28.191	109.3	2:13.165	
11	40.122	141.6	1:03.670	157.2	28.529	107.4	2:12.321		22	40.277	144.0	1:04.797	155.0	28.429	109.0	2:13.503	

16 Jolly / Farthing (HUL) — Cooper Monaco T61M

lap	Sect-1	Speed	Sect-2	Speed	Sect-3	Speed	Laptime	Pit	lap	Sect-1	Speed	Sect-2	Speed	Sect-3	Speed	Laptime	Pit
1		126.1	1:10.849	129.8	31.925	93.8	2:40.018		11	Out	128.3	1:10.564	155.3	32.182	98.7	3:51.242	P
2	44.093	122.7	1:09.982	145.3	31.222	97.4	2:25.297		12	44.063	122.2	1:10.448	156.1	31.661	97.6	2:26.172	
3	43.700	126.4	1:09.674	151.1	30.994	97.0	2:24.368		13	44.449	120.5	1:10.409	156.1	31.742	98.1	2:26.600	
4	44.647	130.3	1:09.449	151.1	30.716	98.7	2:24.812		14	44.325	127.8	1:11.374	150.8	31.523	98.1	2:27.222	
5	43.441	129.3	1:08.976	154.3	30.648	100.0	2:23.065		15	45.038	127.8	1:11.095	157.5	31.946	86.1	2:28.079	
6	44.034	130.1	1:09.401	150.1	30.803	96.7	2:24.238		16	44.860	123.6	1:10.907	150.5	31.733	98.0	2:27.500	
7	44.411	115.9	1:09.206	156.1	30.454	98.9	2:24.071		17	44.946	128.8	1:10.588	156.8	31.280	98.9	2:26.814	
8	43.937	121.6	1:09.320	155.7	30.376	99.2	2:23.633		18	45.069	125.7	1:10.421	153.2	31.835	100.3	2:27.325	
9	43.894	127.3	1:10.254	156.8	30.355	98.4	2:24.503		19	44.493	123.4	1:10.167	153.2	32.638	99.6	2:27.298	
10	44.344	127.6	1:09.649	155.7	In		2:23.434	P	20	45.512	128.1	1:10.960	145.9	40.494	91.8	2:36.966	

18 Brashaw / Dwyer (ROD) — Lola T70 Mk3B

lap	Sect-1	Speed	Sect-2	Speed	Sect-3	Speed	Laptime	Pit	lap	Sect-1	Speed	Sect-2	Speed	Sect-3	Speed	Laptime	Pit
1		124.5	1:09.119	145.9	31.393	95.5	2:32.553		9	44.440	125.9	1:10.077	149.5	In		2:25.335	P
2	44.872	127.1	1:06.933	147.5	30.483	102.8	2:22.288		10	Out	112.4	1:10.268	144.6	30.641	98.1	5:01.157	P
3	44.295	131.8	1:07.055	147.8	29.301	105.1	2:20.651		11	44.218	124.5	1:09.811	146.8	30.126	101.9	2:24.155	
4	42.554	133.2	1:07.646	145.3	29.573	103.4	2:19.773		12	44.960	121.1	1:09.247	145.9	30.009	101.3	2:24.216	
5	43.635	133.7	1:06.619	148.8	30.038	102.0	2:20.292		13	44.694	125.4	1:10.473	142.2	30.389	101.6	2:25.556	
6	42.960	135.6	1:06.888	144.9	29.599	102.3	2:19.447		14	43.595	126.9	1:12.679	141.9	30.609	102.5	2:26.883	
7	43.430	131.6	1:06.533	147.2	28.998	103.8	2:18.961		15	43.786	124.0	1:22.827	136.1	In		2:43.553	P
8	42.580	133.7	1:43.346	135.3	29.869	103.0	2:55.795		16								

19 Andrew Owen (BON) — Chevron B8

lap	Sect-1	Speed	Sect-2	Speed	Sect-3	Speed	Laptime	Pit	lap	Sect-1	Speed	Sect-2	Speed	Sect-3	Speed	Laptime	Pit
1		121.1	1:12.862	136.1	30.967	97.4	2:42.025		11	45.973	122.7	1:11.627	135.8	In		2:29.167	P
2	44.380	122.9	1:11.190	139.2	30.940	96.0	2:26.510		12	Out	120.3	1:12.355	137.0	31.148	96.6	3:54.612	P
3	44.409	117.7	1:12.024	137.8	30.980	96.0	2:27.413		13	45.582	123.4	1:11.993	138.4	30.863	93.9	2:28.438	
4	44.883	122.7	1:11.346	136.1	30.732	95.0	2:26.961		14	45.592	125.7	1:11.297	136.4	30.453	92.5	2:27.342	
5	45.245	123.1	1:12.447	133.9	31.219	94.2	2:28.911		15	45.089	125.7	1:11.495	138.4	31.726	92.5	2:28.310	
6	45.422	119.6	1:12.700	136.1	30.643	96.5	2:28.765		16	44.493	124.7	1:12.213	135.3	31.185	92.8	2:27.891	
7	45.200	125.2	1:11.454	136.1	30.417	97.1	2:27.071		17	45.319	124.7	1:11.582	136.1	31.320	96.0	2:28.221	
8	46.123	123.4	1:12.650	135.6	32.016	92.2	2:30.789		18	45.757	124.5	1:12.169	136.7	31.044	95.2	2:28.970	
9	45.402	125.9	1:11.957	137.2	30.987	94.7	2:28.346		19	56.524	117.7	1:12.796	137.2	31.347	94.8	2:40.667	
10	46.776	123.8	1:12.909	136.4	31.657	92.5	2:31.342		20	45.063	125.0	1:11.654	135.8	30.854	94.5	2:27.571	

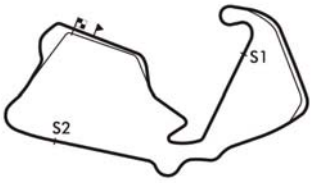

Session Start: 19:32:49 - Finish: 20:22:55
Weather/Track Conditions: Sun / Dry
Circuit: Silverstone Grand Prix Wing
Track Length: 5.891 Km - 3.6605 miles
Printed: 21-07-2018 - 20:26

MST
Results: www.mstworld.com. Live Timing: https://livetiming.getraceresults.com/mst. Email: timing@mstworld.com

Silverstone Classic - 20 - 22 Jul 2018

Yokohama Trophy For FIA Masters Historic Sports Cars

Race 10 - Sector Analysis

22 Michiel Smits (HUL) — Lola T70 Mk1 Spyder

lap	Sect-1	Speed	Sect-2	Speed	Sect-3	Speed	Laptime	Pit	lap	Sect-1	Speed	Sect-2	Speed	Sect-3	Speed	Laptime	Pit
1		125.0	1:31.599	144.0	31.923	92.5	2:57.131		11	45.071	124.5	1:10.441	147.8	31.725	98.1	2:27.237	
2	46.328	126.6	1:10.940	137.0	32.238	97.9	2:29.506		12	45.128	132.9	1:10.641	141.9	In		2:26.903	P
3	45.489	121.6	1:10.491	144.9	32.246	98.6	2:28.226		13	Out	122.5	1:10.394	147.5	31.644	98.6	3:52.198	P
4	44.962	123.1	1:10.031	151.8	31.359	97.1	2:26.352		14	44.734	131.8	1:21.084	146.5	31.228	100.0	2:37.046	
5	44.679	125.0	1:09.858	151.1	31.473	96.9	2:26.010		15	44.790	122.7	1:10.622	149.5	31.774	97.7	2:27.186	
6	45.167	123.6	1:10.233	149.1	31.553	100.8	2:26.953		16	45.543	124.7	1:11.696	148.5	32.056	100.5	2:29.295	
7	45.349	120.5	1:10.169	147.2	30.982	98.6	2:26.500		17	44.623	127.1	1:11.574	135.0	31.510	98.0	2:27.707	
8	46.342	124.7	1:10.935	145.3	31.904	99.7	2:29.181		18	45.271	132.9	1:12.477	144.0	32.121	94.4	2:29.869	
9	45.028	125.7	1:10.868	145.3	31.417	98.3	2:27.313		19	45.536	128.8	1:10.556	146.8	31.428	101.3	2:27.520	
10	44.828	129.3	1:10.176	146.5	31.497	99.5	2:26.501		20	44.976	128.3	1:11.367	151.8	32.305	95.2	2:28.648	

23 Pearson / Pearson (ROD) — Lola T70 Mk3B

lap	Sect-1	Speed	Sect-2	Speed	Sect-3	Speed	Laptime	Pit	lap	Sect-1	Speed	Sect-2	Speed	Sect-3	Speed	Laptime	Pit
1		130.6	1:06.090	153.9	28.540	109.2	2:21.454		12	40.481	140.1	1:04.688	156.4	28.826	106.2	2:13.995	
2	41.338	134.2	1:05.896	156.1	28.991	104.6	2:16.225		13	41.112	139.5	1:05.985	147.5	In		2:14.543	P
3	41.454	128.6	1:05.174	153.9	28.330	111.5	2:14.958		14	Out	126.1	1:07.935	148.1	30.302	105.4	3:53.088	P
4	40.563	133.4	1:04.223	154.6	28.473	110.4	2:13.259		15	42.813	124.7	1:09.504	151.8	29.891	106.9	2:22.208	
5	40.499	137.0	1:04.157	154.6	28.225	109.7	2:12.881		16	42.166	129.6	1:07.842	151.8	29.760	107.2	2:19.768	
6	40.653	134.5	1:05.011	155.0	28.317	106.9	2:13.981		17	41.977	124.3	1:07.891	153.9	29.281	107.2	2:19.149	
7	40.427	136.1	1:04.233	156.4	28.398	102.6	2:13.058		18	42.191	130.3	1:06.787	153.9	29.506	108.3	2:18.484	
8	41.371	138.4	1:04.284	154.6	28.308	111.3	2:13.963		19	41.602	130.6	1:06.746	153.6	29.759	105.9	2:18.107	
9	40.453	140.1	1:05.415	153.9	28.426	109.9	2:14.294		20	41.857	131.1	1:06.215	155.3	28.782	110.2	2:16.854	
10	40.755	138.7	1:04.463	154.6	28.369	111.1	2:13.587		21	41.604	133.7	1:07.625	155.3	29.044	109.5	2:18.273	
11	40.672	140.7	1:04.680	155.3	28.617	111.0	2:13.969		22	41.873	131.6	1:06.773	153.2	29.356	104.4	2:18.002	

25 Michael Gans (MAR) — Lola T290

lap	Sect-1	Speed	Sect-2	Speed	Sect-3	Speed	Laptime	Pit	lap	Sect-1	Speed	Sect-2	Speed	Sect-3	Speed	Laptime	Pit
1		136.1	1:05.229	144.0	27.397	109.0	2:17.972		12	40.820	134.8	1:04.911	143.1	In		2:12.619	P
2	40.875	135.8	1:05.495	143.4	27.938	105.2	2:14.308		13	Out	133.4	1:05.089	141.9	27.330	108.1	3:33.410	P
3	40.864	135.6	1:05.018	141.6	27.512	106.2	2:13.394		14	40.303	136.4	1:04.262	145.9	27.685	106.6	2:12.250	
4	40.191	135.0	1:04.540	142.2	27.189	108.4	2:11.920		15	40.070	136.1	1:03.954	144.6	27.784	107.4	2:11.808	
5	40.160	134.8	1:04.356	143.4	27.422	107.8	2:11.938		16	40.720	135.8	1:04.900	143.7	27.977	107.9	2:13.597	
6	40.413	135.0	1:05.876	142.2	27.135	106.6	2:13.424		17	40.064	135.6	1:04.671	143.1	27.777	108.4	2:12.512	
7	40.377	135.3	1:05.299	141.6	27.298	106.4	2:12.974		18	39.979	135.6	1:05.102	143.1	27.569	106.2	2:12.650	
8	40.297	135.3	1:04.851	142.2	27.404	108.8	2:12.552		19	40.368	134.8	1:04.936	140.4	27.724	107.2	2:13.028	
9	40.961	135.0	1:04.722	141.3	27.361	107.9	2:13.044		20	40.500	135.6	1:04.102	143.4	27.609	107.1	2:12.211	
10	40.453	135.8	1:05.079	143.1	27.879	107.8	2:13.411		21	40.243	136.4	1:04.664	143.4	27.620	105.4	2:12.527	
11	41.119	135.0	1:04.949	142.2	27.895	108.3	2:13.963		22	40.291	135.8	1:05.832	144.0	27.751	103.3	2:13.874	

26 Marc Devis (ROD) — Lola T70 Mk3 Spyder

lap	Sect-1	Speed	Sect-2	Speed	Sect-3	Speed	Laptime	Pit	lap	Sect-1	Speed	Sect-2	Speed	Sect-3	Speed	Laptime	Pit
1		125.2	1:09.224	143.4	31.002	92.2	2:32.694		12	43.018	129.3	1:09.190	153.2	29.755	92.3	2:21.963	
2	42.476	122.5	1:08.213	141.3	30.780	101.9	2:21.469		13	43.510	119.8	1:09.550	151.8	30.256	103.0	2:23.316	
3	43.792	129.3	1:07.369	151.8	29.608	105.6	2:20.769		14	42.919	135.3	1:09.787	149.1	29.933	103.3	2:22.639	
4	42.733	131.6	1:07.686	148.1	29.545	105.2	2:19.964		15	43.407	126.4	1:08.635	151.1	29.362	105.9	2:21.404	
5	42.654	131.1	1:07.456	150.5	30.241	101.9	2:20.351		16	42.238	136.1	1:07.946	151.1	29.695	104.6	2:19.879	
6	44.463	129.6	1:08.132	150.8	29.244	105.6	2:21.839		17	43.537	116.3	1:07.522	153.9	30.121	104.6	2:21.180	
7	43.199	127.6	1:07.789	150.1	29.282	107.2	2:20.270		18	42.441	133.7	1:09.669	153.2	29.653	105.1	2:21.763	
8	42.200	138.1	1:10.025	151.5	29.845	104.9	2:22.070		19	42.540	129.6	1:08.531	150.8	30.083	98.1	2:21.154	
9	43.175	122.7	1:09.380	152.5	In		2:22.209	P	20	42.899	134.5	1:07.311	155.7	29.712	100.8	2:19.922	
10	Out	130.3	1:07.815	150.8	29.530	105.9	3:43.189	P	21	42.682	134.8	1:07.731	154.3	29.898	99.7	2:20.311	
11	44.240	132.6	1:08.409	151.1	30.049	104.2	2:22.698		22								

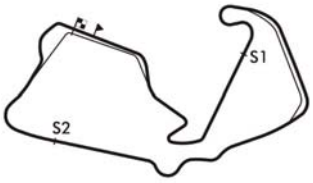

Session Start: 19:32:49 - Finish: 20:22:55
Weather/Track Conditions: Sun / Dry
Circuit: Silverstone Grand Prix Wing
Track Length: 5.891 Km - 3.6605 miles
Printed: 21-07-2018 - 20:26

MST
Results: www.mstworld.com. Live Timing: https://livetiming.getraceresults.com/mst. Email: timing@mstworld.com

Silverstone Classic - 20 - 22 Jul 2018

Yokohama Trophy For FIA Masters Historic Sports Cars

Race 10 - Sector Analysis

27 John Sheldon (SIF) — Chevron B16

lap	Sect-1	Speed	Sect-2	Speed	Sect-3	Speed	Laptime	Pit
1		125.0	1:11.273	143.1	30.534	98.7	2:46.864	
2	44.463	126.9	1:09.237	143.1	30.091	99.3	2:23.791	
3	43.278	129.3	1:09.269	142.2	29.733	99.0	2:22.280	
4	42.954	131.1	1:07.964	143.4	31.218	97.0	2:22.136	
5	43.372	125.7	1:09.138	143.4	30.149	101.4	2:22.659	
6	43.313	129.3	1:09.487	142.5	30.090	93.6	2:22.890	
7	43.565	125.9	1:09.603	141.6	29.930	96.9	2:23.098	
8	43.677	125.4	1:09.992	141.9	30.355	98.3	2:24.024	
9	45.046	127.3	1:10.865	141.6	31.623	94.7	2:27.534	
10	45.607	124.7	1:11.185	141.3	In		2:27.332	P
11	Out	125.0	1:10.490	142.8	31.305	89.5	3:45.833	P
12	46.210	125.9	1:11.684	142.5	30.983	93.8	2:28.877	
13	44.639	127.1	1:10.832	140.4	32.989	86.0	2:28.460	
14	45.576	122.9	1:12.411	139.5	32.173	92.6	2:30.160	
15	45.074	115.9	1:10.894	142.8	31.414	98.7	2:27.382	
16	46.739	120.1	1:12.606	140.1	32.264	93.0	2:31.609	
17	45.509	122.9	1:12.052	142.2	32.101	97.0	2:29.662	
18	44.034	123.8	1:12.582	141.3	33.167	94.7	2:29.783	
19	44.999	121.8	1:13.077	141.9	31.254	95.5	2:29.330	
20	43.914	128.6	1:12.314	139.8	31.488	96.9	2:27.716	

29 Bellinger / Ahlers (HUL) — Cooper Monaco King Cobra

lap	Sect-1	Speed	Sect-2	Speed	Sect-3	Speed	Laptime	Pit
1		120.7	1:10.995	148.8	30.785	95.5	2:37.741	
2	44.162	128.1	1:10.019	149.5	31.661	94.0	2:25.842	
3	44.749	117.7	1:09.364	151.8	29.890	100.2	2:24.003	
4	43.785	132.4	1:08.503	152.2	29.974	97.7	2:22.262	
5	43.415	131.3	1:08.749	150.1	30.036	97.9	2:22.200	
6	43.480	129.8	1:08.508	148.1	30.337	98.6	2:22.325	
7	43.527	128.8	1:09.679	150.5	30.167	93.9	2:23.373	
8	43.592	131.3	1:08.645	152.5	29.914	97.4	2:22.151	
9	43.655	132.4	1:08.611	150.5	30.386	99.5	2:22.652	
10	44.215	129.6	1:08.936	151.5	30.359	96.7	2:23.510	
11	44.139	135.6	1:09.962	151.1	30.460	96.9	2:24.561	
12	43.665	132.6	1:09.759	149.8	In		2:24.652	P
13	Out	127.3	1:11.030	148.8	31.014	95.1	3:51.213	P
14	45.762	129.3	1:10.794	150.5	30.833	98.1	2:27.389	
15	45.159	125.9	1:10.687	150.5	31.533	98.0	2:27.379	
16	45.175	125.0	1:10.789	151.8	31.331	98.9	2:27.295	
17	45.087	130.3	1:10.404	152.9	31.191	97.7	2:26.682	
18	45.535	125.7	1:10.882	151.1	31.091	97.1	2:27.508	
19	45.417	121.4	1:11.441	151.5	31.412	91.3	2:28.270	
20	45.355	121.4	1:10.836	144.3	30.972	94.8	2:27.163	
21	45.181	129.6	1:10.094	151.1	30.724	97.1	2:25.999	
22								

34 David Hart (ROD) — Lola T70 Mk3B

lap	Sect-1	Speed	Sect-2	Speed	Sect-3	Speed	Laptime	Pit
1		130.8	1:06.398	153.9	29.077	100.6	2:24.443	
2	41.862	133.9	1:05.267	153.2	28.322	105.1	2:15.451	
3	40.616	131.1	1:05.208	155.0	28.646	101.7	2:14.470	
4	41.007	136.1	1:05.479	152.5	29.179	103.4	2:15.665	
5	41.315	132.4	1:05.480	152.9	29.142	107.8	2:15.937	
6	41.308	136.7	1:06.048	153.2	In		2:18.329	P
7	Out	126.1	1:06.381	152.5	29.204	102.0	3:02.344	P
8	41.365	138.1	1:05.541	153.2	28.903	107.9	2:15.809	
9	41.013	128.6	1:06.007	153.9	29.332	107.1	2:16.352	
10	41.320	135.3	1:05.321	153.2	In		2:14.874	P
11	Out	136.4	1:05.200	153.2	29.067	106.9	3:38.369	P
12	41.095	140.4	1:05.352	153.6	29.316	101.7	2:15.763	
13	41.515	133.2	1:08.181	153.9	29.170	107.9	2:18.866	
14	41.665	135.6	1:05.911	153.2	29.501	100.8	2:17.077	
15	41.261	140.4	1:05.293	155.0	29.229	103.8	2:15.783	
16	41.117	137.8	1:06.260	152.5	29.442	105.6	2:16.819	
17	41.185	139.5	1:05.363	154.3	29.263	106.9	2:15.811	
18	41.786	134.5	1:06.027	155.0	29.305	104.9	2:17.118	
19	40.982	140.7	1:05.962	154.3	28.908	108.3	2:15.852	
20	42.312	134.8	1:06.025	154.3	29.225	108.4	2:17.562	
21	41.720	142.8	1:05.141	155.0	28.746	95.5	2:15.607	
22	41.672	138.9	1:06.296	154.6	29.137	109.2	2:17.105	

40 Watson / O'Connell (BON) — Chevron B8

lap	Sect-1	Speed	Sect-2	Speed	Sect-3	Speed	Laptime	Pit
1		113.2	1:15.260	130.8	32.254	95.9	2:49.189	
2	46.134	119.0	1:11.978	130.6	32.126	93.9	2:30.238	
3	45.418	116.1	1:11.502	132.1	31.357	95.6	2:28.277	
4	45.636	116.5	1:12.825	132.6	31.472	98.9	2:29.933	
5	45.344	119.4	1:13.667	128.6	31.744	98.1	2:30.755	
6	45.989	115.5	1:12.602	131.6	31.095	97.4	2:29.686	
7	45.598	117.9	1:13.020	132.1	31.305	96.5	2:29.923	
8	46.158	117.1	1:13.958	128.6	31.028	96.6	2:31.144	
9	45.703	117.5	1:12.652	130.6	31.663	97.0	2:30.018	
10	45.339	123.1	1:12.861	128.8	32.597	91.5	2:30.797	
11	46.492	117.5	1:12.929	128.6	In		2:30.118	P
12	Out	124.7	1:08.879	134.2	28.811	101.3	3:50.920	P
13	42.857	125.2	1:08.027	135.0	28.621	102.2	2:19.505	
14	42.557	125.7	1:07.509	135.3	28.534	101.6	2:18.600	
15	43.689	126.9	1:07.614	135.3	28.408	99.9	2:19.711	
16	42.578	126.1	1:07.486	136.1	28.833	101.4	2:18.897	
17	42.969	126.1	1:08.886	134.8	28.702	101.9	2:20.557	
18	42.885	126.1	1:08.894	134.8	28.663	101.9	2:20.442	
19	42.739	125.7	1:08.761	134.5	28.705	101.7	2:20.205	
20	42.801	126.4	1:07.228	135.6	28.266	102.5	2:18.295	

42 Gavan Kershaw (HUL) — Lotus 30

lap	Sect-1	Speed	Sect-2	Speed	Sect-3	Speed	Laptime	Pit
1		119.8	1:13.706	140.4	31.347	95.1	2:45.902	
2	45.679	117.1	1:11.927	143.4	31.503	95.9	2:29.109	
3	45.748	122.5	1:12.238	141.3	30.972	94.7	2:28.958	
4	45.978	124.3	1:12.507	140.7	31.009	96.6	2:29.494	
5	46.087	120.3	1:11.904	142.2	31.344	94.8	2:29.335	
6	46.443	119.4	1:26.018	89.7	In		2:52.367	P

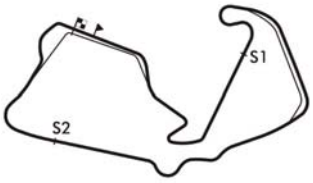

Session Start: 19:32:49 - Finish: 20:22:55
Weather/Track Conditions: Sun / Dry
Circuit: Silverstone Grand Prix Wing
Track Length: 5.891 Km - 3.6605 miles
Printed: 21-07-2018 - 20:26

MST
Results: www.mstworld.com. Live Timing: https://livetiming.getraceresults.com/mst. Email: timing@mstworld.com

Silverstone Classic - 20 - 22 Jul 2018

Yokohama Trophy For FIA Masters Historic Sports Cars

Race 10 - Sector Analysis

44 Philip Hall (MAR) — Lola T212

lap	Sect-1	Speed	Sect-2	Speed	Sect-3	Speed	Laptime	Pit
1		128.8	1:08.763	139.8	29.194	104.2	2:31.091	
2	43.365	126.9	1:08.253	140.1	29.718	100.0	2:21.336	
3	42.861	129.6	1:07.557	140.7	28.956	102.2	2:19.374	
4	42.360	132.1	1:06.729	140.4	28.976	101.3	2:18.065	
5	42.135	130.8	1:07.116	138.9	28.885	102.8	2:18.136	
6	42.537	131.6	1:07.324	141.6	29.087	102.2	2:18.948	
7	42.516	130.8	1:06.839	141.0	28.620	102.8	2:17.975	
8	42.132	130.8	1:09.436	140.4	28.734	103.0	2:20.302	
9	42.708	125.7	1:06.361	141.9	In		2:22.726	P
10	Out	127.8	1:08.760	142.2	31.771	91.7	4:12.364	P
11	43.835	133.2	1:08.663	140.4	29.815	100.5	2:22.313	
12	43.251	129.6	1:09.104	141.3	30.277	95.9	2:22.632	
13	44.162	130.3	1:09.499	143.1	31.216	99.0	2:24.877	
14	44.637	131.3	1:11.381	141.6	30.447	100.6	2:26.465	
15	43.700	128.6	1:08.862	141.6	30.722	101.4	2:23.284	
16	44.224	130.1	1:08.454	142.5	30.931	100.8	2:23.609	
17	43.551	128.3	1:09.257	143.1	30.595	98.4	2:23.403	
18	43.426	131.8	1:09.446	134.2	29.968	101.4	2:22.840	
19	42.938	130.8	1:09.036	141.3	30.173	100.2	2:22.147	
20	43.437	128.8	1:09.477	142.8	30.153	101.1	2:23.067	
21	44.803	130.1	1:10.341	140.7	30.959	99.5	2:26.103	
22								

52 Robert Oldershaw (INV) — Lola T290

lap	Sect-1	Speed	Sect-2	Speed	Sect-3	Speed	Laptime	Pit
1		123.6	1:06.796	144.0	29.274	100.9	2:23.890	
2	42.591	122.5	1:10.819	141.6	In		2:25.037	P
3	Out	125.9	1:07.695	141.0	29.139	103.9	21:03.721	P
4	42.736	131.6	1:06.181	143.1	28.455	101.6	2:17.372	
5	43.653	122.5	1:09.572	144.6	28.546	105.7	2:21.771	
6	41.692	134.8	1:05.127	143.4	28.106	105.9	2:14.925	

57 Adelman / Willis (MAR) — Lola T210

lap	Sect-1	Speed	Sect-2	Speed	Sect-3	Speed	Laptime	Pit
1		129.3	1:10.919	141.6	29.654	105.7	2:30.204	
2	44.132	124.7	1:08.258	141.0	29.453	104.1	2:21.843	
3	48.927	128.6	1:06.888	142.8	29.463	105.1	2:25.278	
4	42.748	131.3	1:06.684	145.3	29.282	103.6	2:18.714	
5	43.194	128.1	1:07.615	144.0	29.181	102.3	2:19.990	
6	43.519	132.4	1:06.360	144.6	29.477	98.3	2:19.356	
7	43.714	124.7	1:07.376	143.1	28.998	101.6	2:20.088	
8	42.578	129.1	1:07.343	142.8	29.057	103.4	2:18.978	
9	45.277	127.8	1:07.448	144.0	In		2:26.155	P
10	Out	123.1	1:07.149	142.8	28.493	103.0	3:53.217	P
11	41.491	129.8	1:05.873	144.6	29.361	98.0	2:16.725	
12	41.738	129.1	1:05.851	141.6	28.970	50.1	2:16.559	
13	1:07.065	128.8	1:06.140	144.9	29.048	91.1	2:42.253	
14	42.254	132.9	1:05.403	142.2	28.572	102.8	2:16.229	
15	41.541	129.3	1:05.899	142.5	28.592	103.9	2:16.032	
16	41.482	129.1	1:05.699	143.7	28.442	105.6	2:15.623	
17	41.661	127.3	1:05.342	142.5	30.165	104.4	2:17.168	
18	41.220	129.3	1:06.291	143.7	28.757	101.7	2:16.268	
19	40.932	132.6	1:05.221	143.7	28.113	104.9	2:14.266	
20	41.132	132.4	1:04.894	144.0	28.581	93.9	2:14.607	
21	41.703	130.3	1:05.166	143.4	28.100	106.6	2:14.969	
22								

66 Mike Donovan (ROD) — Lola T70 Mk3B

lap	Sect-1	Speed	Sect-2	Speed	Sect-3	Speed	Laptime	Pit
1		128.8	1:07.470	152.2	30.316	99.6	2:23.878	
2	42.174	125.7	1:06.927	150.5	29.155	103.0	2:18.256	
3	42.362	127.8	1:07.802	142.5	29.852	99.6	2:20.016	
4	42.502	130.8	1:06.894	149.8	29.321	100.0	2:18.717	
5	42.065	138.7	1:06.191	151.1	28.929	104.7	2:17.185	
6	42.626	126.1	1:06.460	149.8	29.022	104.1	2:18.108	
7	41.760	134.8	1:06.197	152.9	29.368	93.9	2:17.325	
8	42.186	129.1	1:05.578	152.2	28.751	102.0	2:16.515	
9	42.310	134.8	1:06.093	151.1	28.731	106.4	2:17.134	
10	41.071	136.7	1:05.782	150.1	29.034	103.4	2:15.887	
11	41.180	122.5	1:06.222	151.5	29.819	93.0	2:17.221	
12	41.721	129.6	1:05.839	151.8	In		2:17.002	P
13	Out	132.4	1:05.289	151.5	29.074	106.4	3:42.582	P
14	40.732	136.1	1:05.447	151.1	28.382	106.6	2:14.561	
15	41.150	126.9	1:05.492	152.5	28.759	106.2	2:15.401	
16	40.920	138.4	1:06.496	151.8	28.636	103.8	2:16.052	
17	41.868	141.0	1:05.487	150.1	29.470	98.7	2:16.825	
18	41.104	121.1	1:06.068	152.2	29.723	103.8	2:16.895	
19	41.209	125.9	1:05.944	150.5	29.289	106.7	2:16.442	
20	41.123	127.6	1:06.012	150.8	29.202	105.1	2:16.337	
21	41.184	116.9	1:06.776	150.1	29.491	99.3	2:17.451	
22	41.333	126.6	1:06.175	150.8	29.073	104.6	2:16.581	

72 Jamie Boot (SIF) — Chevron B16

lap	Sect-1	Speed	Sect-2	Speed	Sect-3	Speed	Laptime	Pit
1		113.4	1:15.600	131.6	32.288	92.2	2:48.640	
2	46.846	114.3	1:13.185	131.8	31.844	92.3	2:31.875	
3	45.823	120.9	1:12.991	130.3	31.994	92.7	2:30.808	
4	46.004	120.1	1:13.092	130.3	31.760	92.8	2:30.856	
5	45.606	120.1	1:13.572	130.1	31.473	93.8	2:30.651	
6	45.770	118.6	1:12.915	130.3	31.563	92.0	2:30.248	
7	45.746	119.6	1:13.192	129.3	31.794	92.0	2:30.732	
8	47.192	119.4	1:13.400	130.1	In		2:32.963	P
9	Out	111.8	1:14.683	130.1	32.813	88.7	3:59.558	P
10	47.386	117.7	1:13.917	130.3	31.789	88.6	2:33.092	
11	47.136	119.4	1:14.051	129.6	31.674	93.4	2:32.861	
12	47.798	110.4	1:14.100	130.1	31.577	93.6	2:33.475	
13	46.243	119.2	1:14.274	130.6	31.754	88.9	2:32.271	
14	46.960	117.7	1:14.749	130.8	32.038	92.2	2:33.747	
15	46.373	117.1	1:13.869	128.6	33.838	89.2	2:34.080	
16	46.484	117.7	1:13.339	129.8	32.471	92.2	2:32.294	
17	46.371	114.1	1:14.424	128.6	32.064	91.8	2:32.859	
18	46.747	114.5	1:13.782	128.8	31.964	88.1	2:32.493	
19	47.044	119.6	1:13.492	129.6	31.792	90.5	2:32.328	
20	47.387	117.3	1:13.130	131.1	31.510	92.1	2:32.027	

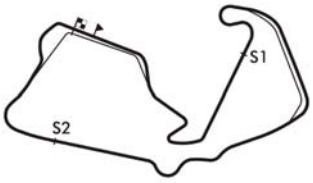

Session Start: 19:32:49 - Finish: 20:22:55
Weather/Track Conditions: Sun / Dry
Circuit: Silverstone Grand Prix Wing
Track Length: 5.891 Km - 3.6605 miles
Printed: 21-07-2018 - 20:26

MST
Results: www.mstworld.com. Live Timing: https://livetiming.getraceresults.com/mst. Email: timing@mstworld.com

Silverstone Classic - 20 - 22 Jul 2018

Yokohama Trophy For FIA Masters Historic Sports Cars

Race 10 - Sector Analysis

73 Keith Martin (MAR) — Dulon Dino LD10B

lap	Sect-1	Speed	Sect-2	Speed	Sect-3	Speed	Laptime	Pit	lap	Sect-1	Speed	Sect-2	Speed	Sect-3	Speed	Laptime	Pit
1		112.4	1:17.144	120.7	33.161	89.6	2:55.418		7	48.684	108.8	1:17.265	118.1	32.980	87.6	2:38.929	
2	48.705	111.5	1:16.303	117.5	32.425	87.0	2:37.433		8	49.281	102.5	1:55.141	104.9	34.626	83.6	3:19.048	
3	48.498	104.9	1:19.899	111.7	33.070	87.5	2:41.467		9	50.994	98.4	1:21.345	101.8	In		2:46.047	P
4	49.988	96.0	1:19.458	115.3	34.127	86.3	2:43.573		10	Out	93.9	1:25.771	105.4	35.124	80.8	4:33.304	P
5	47.866	112.0	1:17.002	119.0	32.986	90.0	2:37.854		11	54.478	81.3	1:25.301	100.6	35.878	73.0	2:55.657	
6	48.268	114.1	1:16.242	114.9	33.261	80.2	2:37.771		12	1:00.303	74.4	1:39.227	79.1	In		3:23.288	P

76 Wrigley / Wrigley (MAR) — Chevron B19

lap	Sect-1	Speed	Sect-2	Speed	Sect-3	Speed	Laptime	Pit	lap	Sect-1	Speed	Sect-2	Speed	Sect-3	Speed	Laptime	Pit
1		128.8	1:06.929	142.5	28.922	99.0	2:24.109		12	Out	127.8	1:07.816	140.7	28.493	104.1	3:58.031	P
2	42.897	130.1	1:06.727	142.2	28.600	103.0	2:18.224		13	41.844	129.1	1:06.855	141.3	28.373	101.9	2:17.072	
3	41.419	132.9	1:06.033	141.3	28.133	104.6	2:15.585		14	42.092	130.3	1:06.328	141.0	28.122	103.1	2:16.542	
4	41.268	131.1	1:05.821	143.4	27.999	103.0	2:15.088		15	41.586	132.1	1:06.082	141.3	28.395	103.4	2:16.063	
5	41.593	132.9	1:06.319	144.3	28.098	103.3	2:16.010		16	41.168	132.1	1:05.917	142.5	27.989	103.4	2:15.074	
6	41.372	132.6	1:06.027	140.7	28.006	104.2	2:15.405		17	41.366	130.1	1:06.338	143.4	28.483	102.0	2:16.187	
7	41.205	132.9	1:05.753	141.6	28.028	103.6	2:14.986		18	41.792	129.8	1:07.057	142.5	28.914	98.0	2:17.763	
8	41.985	130.8	1:06.957	138.9	In		2:15.308	P	19	41.394	132.1	1:06.622	141.3	28.345	103.6	2:16.361	
9	Out	130.8	1:06.889	140.1	28.140	106.2	3:35.179	P	20	43.045	130.6	1:06.315	141.3	28.065	103.0	2:17.425	
10	40.967	132.6	1:06.036	144.6	28.049	105.9	2:15.052		21	41.151	133.2	1:06.316	141.6	27.999	103.9	2:15.466	
11	40.927	132.6	1:06.010	143.7	In		2:15.667	P	22								

80 Henry Fletcher (MAR) — Chevron B19

lap	Sect-1	Speed	Sect-2	Speed	Sect-3	Speed	Laptime	Pit	lap	Sect-1	Speed	Sect-2	Speed	Sect-3	Speed	Laptime	Pit
1		134.2	1:05.795	143.4	28.101	104.6	2:18.528		12	Out	134.5	1:04.715	145.9	27.703	106.2	3:32.654	P
2	40.885	135.6	1:05.150	146.2	27.996	102.8	2:14.031		13	41.466	127.6	1:07.622	144.6	27.696	105.4	2:16.784	
3	40.926	135.6	1:05.930	145.6	27.869	104.6	2:14.725		14	40.783	138.1	1:04.705	146.5	27.945	106.9	2:13.433	
4	41.069	135.8	1:04.921	145.9	28.092	106.1	2:14.082		15	40.595	137.2	1:13.377	144.9	28.424	97.0	2:22.396	
5	40.795	133.4	1:04.088	142.8	27.843	106.2	2:12.726		16	40.904	135.8	1:04.294	148.1	27.842	105.2	2:13.040	
6	40.696	133.7	1:05.441	142.2	28.781	104.9	2:14.918		17	41.216	136.4	1:05.429	142.8	28.071	105.9	2:14.716	
7	40.739	134.5	1:04.325	144.9	27.744	105.1	2:12.808		18	40.843	134.5	1:05.207	143.7	29.080	102.5	2:15.130	
8	41.178	133.7	1:04.608	143.7	27.653	103.4	2:13.439		19	41.162	135.3	1:04.965	144.6	27.957	104.2	2:14.084	
9	41.226	135.3	1:04.805	144.0	27.883	100.8	2:13.914		20	40.671	137.2	1:06.162	144.0	27.833	106.2	2:14.666	
10	41.145	130.3	1:04.994	143.7	27.919	104.6	2:14.058		21	40.712	137.8	1:04.683	144.6	27.761	106.6	2:13.156	
11	41.139	132.9	1:05.088	143.4	In		2:16.166	P	22	40.486	136.7	1:04.674	144.9	27.834	102.8	2:12.994	

82 Peter Hallford (INV) — Chevrolet Corvette

lap	Sect-1	Speed	Sect-2	Speed	Sect-3	Speed	Laptime	Pit	lap	Sect-1	Speed	Sect-2	Speed	Sect-3	Speed	Laptime	Pit
1		120.1	1:12.587	143.7	31.835	96.2	2:45.101		11	46.806	111.7	1:13.457	138.7	In		2:31.238	P
2	44.389	118.8	1:11.884	144.3	31.446	94.3	2:27.719		12	Out	122.5	1:12.881	141.6	32.162	96.0	3:59.273	P
3	44.748	122.9	1:11.370	139.5	31.789	98.1	2:27.907		13	45.855	113.4	1:15.089	133.7	32.989	95.6	2:33.933	
4	44.974	117.9	1:11.701	142.5	31.470	100.0	2:28.145		14	46.152	122.5	1:13.463	142.5	32.504	94.2	2:32.119	
5	45.004	121.1	1:12.155	142.5	32.088	96.9	2:29.247		15	48.087	116.3	1:15.046	133.4	33.573	94.4	2:36.706	
6	45.241	125.0	1:12.209	145.9	31.976	96.0	2:29.426		16	46.907	122.9	1:14.157	137.0	32.580	92.5	2:33.644	
7	47.044	113.4	1:13.039	141.9	In		2:31.876	P	17	47.089	110.9	1:14.049	140.7	32.863	95.4	2:34.001	
8	Out	116.7	1:12.525	141.9	33.326	92.8	3:40.658	P	18	47.437	114.7	1:14.563	140.7	33.174	91.3	2:35.174	
9	46.013	108.8	1:13.129	143.1	31.860	98.6	2:31.002		19	48.235	108.1	1:14.751	138.7	32.736	89.4	2:35.722	
10	45.213	121.4	1:14.278	138.9	32.650	95.4	2:32.141		20								

88 McAlpine / Keen (HUL) — McLaren M1B

lap	Sect-1	Speed	Sect-2	Speed	Sect-3	Speed	Laptime	Pit	lap	Sect-1	Speed	Sect-2	Speed	Sect-3	Speed	Laptime	Pit
1		105.8	1:16.543	129.3	33.487	86.5	2:53.020		9	Out	86.1	1:23.454	102.5	38.949	79.3	5:29.027	P
2	47.371	118.6	1:13.352	137.2	33.452	92.7	2:34.175		10	55.216	89.2	1:23.175	118.1	36.374	85.7	2:54.765	
3	46.508	106.7	1:13.279	141.0	32.600	94.3	2:32.387		11	51.151	91.3	1:22.356	116.1	34.988	86.0	2:48.495	
4	46.883	115.1	1:13.818	132.6	33.614	95.2	2:34.315		12	51.079	88.4	1:22.596	112.6	36.409	89.2	2:50.084	
5	46.975	119.6	1:13.433	129.3	32.783	93.0	2:33.191		13	50.282	97.5	1:22.077	119.2	36.863	78.3	2:49.222	
6	49.189	112.6	1:16.402	131.6	33.070	86.5	2:38.661		14	52.223	95.9	1:21.081	119.4	36.264	87.6	2:49.568	
7	49.132	110.9	1:14.449	130.3	33.502	89.4	2:37.083		15	49.904	100.6	1:18.798	122.5	35.384	88.6	2:44.086	
8	48.186	114.9	1:15.139	130.6	In		2:42.307	P	16								

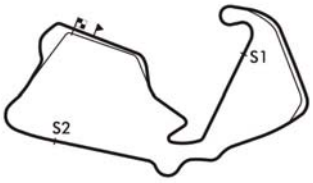

Session Start: 19:32:49 - Finish: 20:22:55
Weather/Track Conditions: Sun / Dry
Circuit: Silverstone Grand Prix Wing
Track Length: 5.891 Km - 3.6605 miles
Printed: 21-07-2018 - 20:26

MST
Results: www.mstworld.com. Live Timing: https://livetiming.getraceresults.com/mst. Email: timing@mstworld.com

Silverstone Classic - 20 - 22 Jul 2018

Yokohama Trophy For FIA Masters Historic Sports Cars

Race 10 - Sector Analysis

89 Banks/Banks (ROD) — McLaren M6B

lap	Sect-1	Speed	Sect-2	Speed	Sect-3	Speed	Laptime	Pit	lap	Sect-1	Speed	Sect-2	Speed	Sect-3	Speed	Laptime	Pit
1		145.9	1:04.179	161.3	27.838	111.0	2:12.392		10	40.078	148.8	1:03.259	162.5	27.832	110.0	2:11.169	
2	40.410	148.5	1:03.598	161.7	28.021	105.9	2:12.029		11	40.078	141.3	1:05.190	163.3	27.992	108.1	2:13.260	
3	40.348	149.5	1:03.534	162.5	27.646	111.5	2:11.528		12	40.272	151.1	1:04.568	162.1	In		2:17.108	P
4	40.159	149.1	1:03.362	161.7	27.807	111.0	2:11.328		13	Out	146.8	1:03.550	163.3	28.209	100.3	3:34.981	P
5	39.979	150.1	1:03.225	162.1	27.815	105.9	2:11.019		14	40.625	147.8	1:03.381	164.1	28.005	103.0	2:12.011	
6	40.453	149.5	1:05.391	162.1	27.845	108.1	2:13.689		15	40.273	147.8	1:03.650	162.5	27.988	109.9	2:11.911	
7	40.849	148.8	1:03.161	161.3	27.611	109.0	2:11.621		16	39.963	150.5	1:02.817	164.1	27.853	107.9	2:10.633	
8	40.107	147.2	1:04.993	161.7	28.205	112.6	2:13.305		17	40.096	150.1	1:07.378	95.2	In		2:18.603	P
9	40.389	148.8	1:03.948	162.5	27.907	109.9	2:12.244		18								

90 Gregory Thornton (BON) — Chevron B8

lap	Sect-1	Speed	Sect-2	Speed	Sect-3	Speed	Laptime	Pit	lap	Sect-1	Speed	Sect-2	Speed	Sect-3	Speed	Laptime	Pit
1		117.3	1:12.356	134.8	30.964	93.0	2:40.846		11	45.064	121.1	1:11.002	133.4	In		2:25.799	P
2	45.174	122.9	1:10.672	136.1	29.884	96.5	2:25.730		12	Out	119.6	1:10.883	134.8	30.187	98.0	3:51.744	P
3	45.344	122.7	1:09.970	136.4	30.073	96.5	2:25.387		13	44.682	122.2	1:12.261	134.8	30.047	95.5	2:26.990	
4	44.090	118.8	1:09.956	135.3	30.130	97.4	2:24.176		14	44.221	128.1	1:10.102	135.3	30.130	97.4	2:24.453	
5	44.097	125.0	1:09.343	135.8	30.004	97.9	2:23.444		15	44.246	116.5	1:11.704	139.2	30.476	98.4	2:26.426	
6	44.253	122.7	1:09.646	135.3	30.082	98.9	2:23.981		16	44.750	123.8	1:10.649	135.6	30.878	96.0	2:26.277	
7	43.815	124.7	1:09.889	136.1	29.934	98.0	2:23.638		17	45.484	117.5	1:11.525	136.1	30.794	97.1	2:27.803	
8	43.942	123.6	1:09.833	135.3	30.029	99.5	2:23.804		18	44.643	123.4	1:11.678	135.6	30.753	97.6	2:27.074	
9	44.335	122.0	1:10.344	136.4	30.045	98.9	2:24.724		19	44.509	123.6	1:11.450	135.0	30.623	97.4	2:26.582	
10	44.643	122.7	1:11.351	131.8	31.178	91.5	2:27.172		20	45.348	122.0	1:10.682	134.5	30.466	98.9	2:26.496	

95 Gary Culver (ROD) — Lola Mk3B

lap	Sect-1	Speed	Sect-2	Speed	Sect-3	Speed	Laptime	Pit	lap	Sect-1	Speed	Sect-2	Speed	Sect-3	Speed	Laptime	Pit
1		127.3	1:05.396	155.0	28.394	107.6	2:17.408		12	40.727	137.5	1:04.892	152.2	In		2:18.006	P
2	40.825	129.3	1:05.429	152.5	28.293	107.1	2:14.547		13	Out	137.0	1:04.984	153.6	28.955	100.9	3:43.637	P
3	40.564	135.0	1:06.144	152.5	28.451	105.2	2:15.159		14	41.091	138.1	1:05.291	154.6	29.030	106.9	2:15.412	
4	40.603	138.4	1:05.041	151.8	29.174	104.6	2:14.818		15	42.523	125.0	1:06.653	154.3	27.999	107.8	2:17.175	
5	40.788	130.6	1:04.943	153.2	28.290	104.9	2:14.021		16	40.504	134.5	1:05.678	153.6	28.261	109.9	2:14.443	
6	41.141	124.0	1:05.569	152.2	28.880	103.4	2:15.590		17	40.142	138.7	1:05.179	153.6	28.030	108.4	2:13.351	
7	40.646	134.8	1:05.071	152.2	28.995	102.8	2:14.712		18	40.342	130.8	1:04.838	155.7	30.182	93.5	2:15.362	
8	41.907	133.2	1:05.306	153.2	28.181	108.3	2:15.394		19	41.392	133.4	1:04.751	152.9	28.089	108.8	2:14.232	
9	40.610	136.1	1:05.201	153.6	28.406	107.2	2:14.217		20	40.317	138.1	1:05.049	153.6	27.989	109.2	2:13.355	
10	40.645	135.0	1:05.244	153.2	28.457	106.2	2:14.346		21	40.376	138.1	1:05.112	152.5	28.407	109.5	2:13.895	
11	41.242	135.0	1:07.052	153.9	28.225	105.9	2:16.519		22	40.267	139.2	1:05.348	145.6	30.049	93.8	2:15.664	

96 Andrew Beaumont (HUL) — McLaren M1B

lap	Sect-1	Speed	Sect-2	Speed	Sect-3	Speed	Laptime	Pit	lap	Sect-1	Speed	Sect-2	Speed	Sect-3	Speed	Laptime	Pit
1		121.6	1:12.302	141.9	31.899	91.8	2:40.590		11	44.149	125.2	1:10.621	151.5	30.574	103.3	2:25.344	
2				153.9	30.983	89.6	2:25.654		12	43.852	130.1	1:09.871	151.1	31.367	99.9	2:25.090	
3	46.130	114.5	1:10.596	150.8	31.544	96.5	2:28.270		13	44.759	127.8	1:10.801	153.9	32.716	82.7	2:28.276	
4	43.895	128.1	1:09.543	156.8	30.320	99.5	2:23.758		14	44.356	137.5	1:09.347	153.9	30.057	101.9	2:23.760	
5	43.711	133.2	1:09.714	150.5	30.367	102.8	2:23.792		15	44.457	120.1	1:10.568	150.1	30.597	104.4	2:25.622	
6	43.796	122.9	1:10.146	154.6	30.392	104.9	2:24.334		16	44.061	129.8	1:10.647	140.4	32.436	97.7	2:27.144	
7	43.612	122.5	1:09.255	155.3	30.362	99.5	2:23.229		17	43.868	136.7	1:09.668	157.2	31.799	100.5	2:25.335	
8	43.909	130.3	1:09.996	155.0	30.453	99.2	2:24.358		18	43.465	133.9	1:09.281	155.3	30.108	105.1	2:22.854	
9	44.126	124.0	1:10.280	156.4	In		2:27.587	P	19	54.565	115.9	1:11.940	152.2	31.258	99.2	2:37.763	
10	Out	117.9	1:10.429	145.9	31.251	103.1	3:58.550	P	20	44.551	127.6	1:11.281	151.8	32.155	95.5	2:27.987	

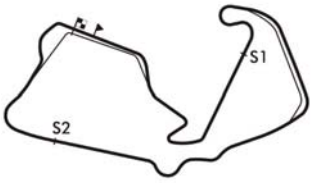

Session Start: 19:32:49 - Finish: 20:22:55
Weather/Track Conditions: Sun / Dry
Circuit: Silverstone Grand Prix Wing
Track Length: 5.891 Km - 3.6605 miles
Printed: 21-07-2018 - 20:26

MST
Results: www.mstworld.com. Live Timing: https://livetiming.getraceresults.com/mst. Email: timing@mstworld.com

Silverstone Classic - 20 - 22 Jul 2018

Yokohama Trophy For FIA Masters Historic Sports Cars

Race 10 - Sector Analysis

99 Paul Gibson (ROD) — Lola T70 Mk3B

lap	Sect-1	Speed	Sect-2	Speed	Sect-3	Speed	Laptime	Pit
1		144.3	1:06.100	153.6	28.510	104.1	2:20.917	
2	41.610	143.7	1:05.980	154.6	28.886	105.6	2:16.476	
3	41.913	134.8	1:05.737	154.6	28.910	105.9	2:16.560	
4	42.062	139.5	1:05.158	155.3	29.535	102.3	2:16.755	
5	42.463	139.2	1:04.853	154.6	28.794	103.4	2:16.110	
6	41.502	137.2	1:05.713	155.3	28.786	104.9	2:16.001	
7	41.411	143.7	1:04.976	154.6	28.665	104.1	2:15.052	
8	41.181	143.7	1:05.132	154.6	28.394	106.9	2:14.707	
9	41.393	143.7	1:05.216	154.6	In		2:18.500	P
10	Out	141.3	1:05.477	153.2	28.427	106.6	3:41.570	P
11	41.329	143.1	1:05.785	154.3	29.511	103.9	2:16.625	
12	41.300	143.7	1:06.661	154.6	28.490	105.7	2:16.451	
13	41.639	142.5	1:05.273	155.3	28.636	104.7	2:15.548	
14	41.246	143.4	1:05.920	154.3	29.248	103.3	2:16.414	
15	41.184	144.3	1:05.386	151.8	30.001	105.4	2:16.571	
16	41.715	142.5	1:05.960	155.3	30.027	105.2	2:17.702	
17	41.461	144.0	1:07.250	148.8	28.584	102.6	2:17.295	
18	42.713	143.4	1:05.051	155.3	28.600	107.4	2:16.364	
19	41.271	143.4	1:04.671	156.4	28.847	106.4	2:14.789	
20	41.041	144.0	1:04.850	156.1	28.959	97.1	2:14.850	
21	42.159	143.1	1:05.535	155.3	29.138	104.2	2:16.832	
22	41.454	141.9	1:05.438	155.3	28.838	103.3	2:15.730	

108 Sleep/Montgomery (ROD) — Lola Mk3

lap	Sect-1	Speed	Sect-2	Speed	Sect-3	Speed	Laptime	Pit
1		119.4	1:08.313	145.9	30.495	102.2	2:29.796	
2	43.852	117.3	1:09.347	143.7	30.770	103.0	2:23.969	
3	48.187	115.9	1:07.874	149.1	30.319	102.5	2:26.380	
4	43.247	116.5	1:08.244	152.2	30.209	100.8	2:21.700	
5	44.326	120.3	1:09.188	146.2	30.189	101.3	2:23.703	
6	43.354	120.3	1:08.025	147.8	29.972	102.8	2:21.351	
7	43.544	118.6	1:08.788	154.3	30.231	100.6	2:22.563	
8	43.446	123.4	1:09.265	144.0	30.269	103.1	2:22.980	
9	42.844	124.3	1:08.992	147.2	30.489	104.1	2:22.325	
10	43.667	118.1	1:07.899	149.8	30.370	103.1	2:21.936	
11	43.808	119.6	1:09.171	150.5	In		2:23.021	P
12	Out	133.4	1:22.929	142.8	30.087	103.9	4:03.035	P
13	42.175	126.4	1:07.928	150.5	30.929	102.5	2:21.032	
14	42.757	126.1	1:07.593	149.5	30.808	103.4	2:21.158	
15	42.531	125.0	1:06.260	149.5	29.705	101.6	2:18.496	
16	42.279	137.0	1:07.513	137.5	31.195	103.1	2:20.987	
17	42.312	137.2	1:06.094	145.6	30.733	104.6	2:19.139	
18	42.897	125.0	1:06.407	154.3	29.681	103.9	2:18.985	
19	41.856	132.4	1:06.541	144.0	30.318	100.3	2:18.715	
20	42.071	133.9	1:05.860	152.9	29.975	105.2	2:17.906	
21	41.777	131.6	1:06.739	153.6	29.829	100.2	2:18.345	
22								

123 Hyett/Adams (SIF) — Chevron B16

lap	Sect-1	Speed	Sect-2	Speed	Sect-3	Speed	Laptime	Pit
1		123.6	1:18.941	125.0	29.995	100.3	2:43.309	
2	43.972	126.9	1:09.675	138.7	30.476	98.7	2:24.123	
3	44.465	126.4	1:09.099	140.1	29.321	99.2	2:22.885	
4	43.701	129.1	1:08.388	139.5	29.285	99.9	2:21.374	
5	43.415	127.6	1:08.991	139.5	29.242	99.5	2:21.648	
6	43.654	128.6	1:08.364	141.3	29.563	99.5	2:21.581	
7	43.516	130.8	1:10.061	139.2	30.022	95.8	2:23.599	
8	43.552	128.8	1:09.020	141.0	29.484	98.6	2:22.056	
9	44.213	126.6	1:08.962	140.4	In		2:27.459	P
10	Out	118.6	1:11.824	138.7	30.835	93.5	6:34.707	P
11	44.400	123.1	1:09.686	141.3	30.375	97.9	2:24.461	
12	43.935	125.4	1:09.043	142.2	30.016	98.3	2:22.994	
13	43.881	124.0	1:09.807	142.2	32.457	96.9	2:26.145	
14	44.444	130.1	1:09.126	142.5	30.061	98.0	2:23.631	
15	45.391	128.8	1:09.732	142.5	30.849	98.0	2:25.972	
16	44.049	119.8	1:10.421	140.4	31.251	97.0	2:25.721	
17	45.015	119.6	1:10.624	142.2	31.724	98.0	2:27.363	
18	44.423	124.5	1:10.531	140.7	31.285	97.6	2:26.239	
19	43.702	125.7	1:09.865	140.1	30.436	97.7	2:24.003	
20								

132 Mike Catlow (MAR) — Chevron B19

lap	Sect-1	Speed	Sect-2	Speed	Sect-3	Speed	Laptime	Pit
1		127.1	1:11.877	126.4	31.615	96.9	2:38.676	
2	44.145	129.8	1:09.844	139.8	29.925	100.8	2:23.914	
3	42.726	128.6	1:06.946	139.5	29.058	102.0	2:18.730	
4	43.285	124.3	1:08.003	140.7	30.111	100.2	2:21.399	
5	43.341	126.4	1:39.740	113.6	31.704	93.9	2:54.785	
6	43.434	127.6	1:09.379	136.7	30.537	101.9	2:23.350	
7	42.798	128.3	1:09.555	137.2	29.995	99.0	2:22.348	
8	43.195	123.8	1:08.678	138.4	In		2:20.601	P
9	Out	113.9	1:09.269	137.8	30.230	98.4	3:49.394	P
10	44.051	128.3	1:07.710	138.7	29.050	103.0	2:20.811	
11	42.770	128.3	1:07.128	138.9	29.928	102.6	2:19.826	
12								

136 Newall/Garside (HUL) — Lotus 23B

lap	Sect-1	Speed	Sect-2	Speed	Sect-3	Speed	Laptime	Pit
1		118.8	1:13.192	134.2	31.413	93.5	2:46.488	
2	45.912	121.6	1:12.741	133.9	31.374	94.7	2:30.027	
3	45.230	120.5	1:13.691	133.4	31.173	94.8	2:30.094	
4	45.747	120.9	1:12.850	133.4	31.448	93.9	2:30.045	
5	45.607	120.9	1:13.187	133.4	32.148	89.3	2:30.942	
6	46.006	122.0	1:12.351	133.4	31.112	94.8	2:29.469	
7	45.530	121.6	1:12.735	133.7	31.568	91.5	2:29.833	
8	46.159	122.5	1:13.007	133.2	31.309	94.8	2:30.475	
9	45.637	122.7	1:13.506	132.4	31.750	92.3	2:30.893	
10	45.763	123.8	1:12.103	133.4	31.889	93.6	2:29.755	
11	45.978	116.5	1:13.652	132.6	In		2:26.342	P
12	Out	110.4	1:16.916	130.1	33.467	89.9	4:14.887	P
13	48.354	119.4	1:15.434	132.6	32.041	91.6	2:35.829	
14	48.769	115.3	1:15.944	118.8	36.328	86.1	2:41.041	
15	50.325	106.0	1:15.911	131.3	32.912	92.7	2:39.148	
16	48.055	120.7	1:15.373	130.8	32.752	91.6	2:36.180	
17	47.639	117.1	1:15.772	127.8	32.350	94.3	2:35.761	
18	47.254	121.6	1:15.087	132.1	32.245	93.2	2:34.586	
19	49.881	107.9	1:16.290	130.1	32.272	91.1	2:38.443	
20								

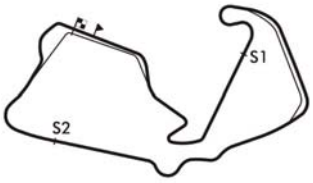

Session Start: 19:32:49 - Finish: 20:22:55
Weather/Track Conditions: Sun / Dry
Circuit: Silverstone Grand Prix Wing
Track Length: 5.891 Km - 3.6605 miles
Printed: 21-07-2018 - 20:26

MST
Results: www.mstworld.com. Live Timing: https://livetiming.getraceresults.com/mst. Email: timing@mstworld.com

Silverstone Classic - 20 - 22 Jul 2018

Yokohama Trophy For FIA Masters Historic Sports Cars

Race 10 - Sector Analysis

140 Claridge/Gomes (INV) — Lola T212

lap	Sect-1	Speed	Sect-2	Speed	Sect-3	Speed	Laptime	Pit
1		133.9	1:06.442	146.8	29.465	97.3	2:24.779	
2	42.173	129.1	1:07.097	146.8	28.811	101.4	2:18.081	
3	41.806	131.3	1:07.290	143.1	29.899	97.0	2:18.995	
4	42.017	134.8	1:06.967	144.6	29.041	99.0	2:18.025	
5	41.171	135.3	1:05.608	143.4	28.301	104.2	2:15.080	
6	41.487	134.2	1:07.530	141.3	28.676	101.7	2:17.693	
7	41.453	135.6	1:05.970	144.0	28.453	102.6	2:15.876	
8	41.124	135.0	1:05.561	143.7	28.379	103.9	2:15.064	
9	41.736	131.1	1:06.192	143.7	27.895	102.0	2:15.823	
10	41.428	133.9	1:06.588	143.7	In		2:16.908	P
11	Out	133.4	1:05.941	144.6	28.889	102.6	4:03.162	P
12	41.388	135.6	1:07.822	144.3	28.706	104.2	2:17.916	
13	41.332	127.6	1:06.967	144.3	28.715	102.0	2:17.014	
14	42.938	110.0	1:11.212	137.2	In		2:26.345	P
15	Out	131.6	1:06.403	144.3	29.209	103.6	3:04.111	P
16	42.896	124.7	1:05.896	145.3	28.474	104.9	2:17.266	
17	41.716	132.1	1:06.572	144.9	28.717	103.0	2:17.005	
18	41.370	135.8	1:05.947	144.6	27.996	105.4	2:15.313	
19	41.486	133.7	1:05.627	145.6	28.908	100.0	2:16.021	
20	41.407	134.5	1:05.628	144.9	27.948	103.0	2:14.983	
21	41.297	135.6	1:05.649	144.6	28.415	106.2	2:15.361	
22								

160 Michael Birch (INV) — Elva GT160

lap	Sect-1	Speed	Sect-2	Speed	Sect-3	Speed	Laptime	Pit
1		115.1	1:16.645	131.6	33.112	76.5	2:51.639	
2	48.879	108.1	1:16.899	128.1	33.697	90.5	2:39.475	
3	48.884	105.7	1:17.435	127.8	34.043	89.5	2:40.362	
4	49.369	105.2	1:17.248	124.5	33.112	91.2	2:39.729	
5	49.347	111.7	1:17.768	127.1	34.076	89.3	2:41.191	
6	49.007	110.9	1:16.896	128.8	33.264	91.0	2:39.167	
7	49.236	108.4	1:17.897	127.3	34.227	89.5	2:41.360	
8	49.372	96.4	1:18.630	122.5	In		2:41.084	P
9	Out	113.9	1:16.572	127.3	32.698	90.4	3:58.312	P
10	49.144	105.5	1:16.110	126.1	33.084	89.5	2:38.338	
11	49.199	108.6	1:15.854	131.8	33.557	92.5	2:38.610	
12	49.149	111.3	1:17.008	126.4	32.762	92.1	2:38.919	
13	49.764	105.0	1:17.166	130.6	33.471	93.0	2:40.401	
14	48.022	112.6	1:17.014	128.3	33.731	93.0	2:38.767	
15	48.056	114.7	1:15.649	130.1	34.790	93.6	2:38.495	
16	48.835	106.2	1:16.112	127.8	33.076	93.6	2:38.023	
17	48.588	106.4	1:17.036	131.1	34.018	93.1	2:39.642	
18	48.881	110.9	1:17.537	125.2	34.147	92.3	2:40.565	
19	47.789	115.7	1:16.466	126.9	33.908	91.7	2:38.163	
20								

165 Ferrao/Stretton (MAR) — Lola T292

lap	Sect-1	Speed	Sect-2	Speed	Sect-3	Speed	Laptime	Pit
1		129.8	1:04.924	144.6	27.862	107.2	2:16.165	
2	41.643	130.6	1:03.990	143.1	27.772	106.4	2:13.405	
3	41.556	130.6	1:03.977	143.4	27.529	105.9	2:13.062	
4	41.511	130.8	1:03.938	143.4	27.300	106.7	2:12.749	
5	41.038	131.6	1:04.081	143.1	27.233	107.8	2:12.352	
6	40.331	132.4	1:04.683	145.3	27.761	99.6	2:12.775	
7	40.878	132.1	1:04.296	143.7	27.294	107.8	2:12.468	
8	40.610	132.6	1:04.656	143.4	27.758	105.7	2:13.024	
9	40.761	131.3	1:04.366	143.1	27.640	106.2	2:12.767	
10	41.715	131.3	1:06.021	143.1	In		2:19.148	P
11	Out	130.3	1:05.970	140.4	28.250	106.2	3:39.901	P
12	41.745	129.6	1:04.445	142.2	27.457	107.1	2:13.647	
13	41.672	124.3	1:07.810	140.4	27.210	107.8	2:16.692	
14	41.099	133.9	1:04.462	142.8	27.850	107.1	2:13.411	
15	40.514	132.6	1:04.979	142.5	27.559	107.2	2:13.052	
16	40.739	132.1	1:04.498	143.7	27.000	107.8	2:12.237	
17	40.508	129.8	1:04.263	141.3	27.207	107.6	2:11.978	
18	41.650	131.3	1:03.948	144.6	28.978	105.4	2:14.576	
19	40.982	131.1	1:05.140	140.4	27.542	106.1	2:13.664	
20	40.747	132.1	1:05.287	141.3	27.181	106.9	2:13.215	
21	40.735	130.6	1:04.826	141.3	27.128	105.9	2:12.689	
22	40.376	131.1	1:05.250	140.4	27.530	105.4	2:13.156	

177 Tommy Gilmartin (BON) — Chevron B8

lap	Sect-1	Speed	Sect-2	Speed	Sect-3	Speed	Laptime	Pit
1		116.9	1:15.041	131.6	32.324	86.3	2:51.266	
2	47.754	117.3	1:15.266	127.8	33.348	86.7	2:36.368	
3	48.583	112.8	1:13.723	131.3	31.887	86.1	2:34.193	
4	47.952	119.4	1:13.741	131.1	31.658	90.7	2:33.351	
5	47.384	116.7	1:13.824	132.9	31.359	93.4	2:32.567	
6	48.014	120.1	1:14.492	130.8	31.386	91.5	2:33.892	
7	48.513	112.4	1:14.722	129.8	31.498	89.6	2:34.733	
8	49.109	103.2	1:15.193	129.1	In		2:39.982	P

192 Thomas/Lockie (BON) — Chevron B8

lap	Sect-1	Speed	Sect-2	Speed	Sect-3	Speed	Laptime	Pit
1		125.9	1:11.638	131.3	30.937	92.7	2:38.020	
2	44.538	126.9	1:10.600	134.2	30.169	98.1	2:25.307	
3	43.197	127.3	1:08.484	133.9	29.389	99.3	2:21.070	
4	43.020	126.9	1:08.983	133.9	29.335	99.9	2:21.338	
5	43.177	127.1	1:08.658	134.5	29.415	98.0	2:21.250	
6	42.910	126.9	1:08.800	134.2	29.345	99.3	2:21.055	
7	43.349	126.1	1:09.784	135.6	29.541	100.6	2:22.674	
8	42.838	128.3	1:08.520	136.1	29.215	100.9	2:20.573	
9	42.586	126.6	1:08.396	134.5	29.923	100.6	2:20.905	
10	42.620	126.6	1:07.935	134.5	29.171	101.3	2:19.726	
11	42.805	126.1	1:09.738	133.7	29.553	99.7	2:22.096	
12	42.770	125.7	1:08.648	133.4	In		2:20.519	P
13	Out	126.6	1:09.578	134.5	29.725	98.1	4:02.559	P
14	43.835	126.1	1:09.469	135.6	29.766	97.6	2:23.070	
15	43.370	126.4	1:08.957	136.1	29.730	96.9	2:22.057	
16	43.722	125.7	1:09.078	135.8	30.159	95.2	2:22.959	
17	43.626	115.9	1:11.308	130.3	30.836	97.7	2:25.770	
18	45.068	123.8	1:10.168	134.5	30.246	97.0	2:25.482	
19	43.854	124.3	1:10.600	134.5	30.353	97.4	2:24.807	
20	43.900	125.0	1:13.455	125.4	31.022	94.2	2:28.377	
21	45.078	114.1	1:13.956	125.2	32.060	87.6	2:31.094	
22								

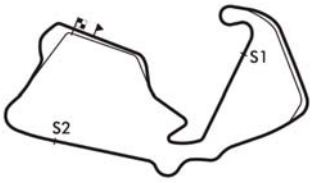

Session Start: 19:32:49 - Finish: 20:22:55
Weather/Track Conditions: Sun / Dry
Circuit: Silverstone Grand Prix Wing
Track Length: 5.891 Km - 3.6605 miles
Printed: 21-07-2018 - 20:26

MST
Results: www.mstworld.com. Live Timing: https://livetiming.getraceresults.com/mst. Email: timing@mstworld.com

Silverstone Classic - 20 - 22 Jul 2018

Yokohama Trophy For FIA Masters Historic Sports Cars

Race 10 - Sector Analysis

210	David Tomlin (MAR)								Lola T210									
lap	Sect-1	Speed	Sect-2	Speed	Sect-3	Speed	Laptime	Pit	lap	Sect-1	Speed	Sect-2	Speed	Sect-3	Speed	Laptime	Pit
1		133.7	1:07.774	141.6	29.483	101.9	2:22.546		12	41.576	130.3	1:06.118	142.5	28.419	102.5	2:16.113	
2	41.386	131.8	1:06.475	139.2	28.581	100.9	2:16.442		13	41.358	130.8	1:05.802	142.2	28.264	104.9	2:15.424	
3	41.113	133.4	1:06.853	142.2	28.252	100.6	2:16.218		14	42.145	132.4	1:05.928	141.9	28.317	100.5	2:16.390	
4	41.477	132.9	1:06.066	141.6	28.299	103.8	2:15.842		15	42.396	129.3	1:06.112	141.0	28.795	101.7	2:17.303	
5	43.000	126.9	1:05.822	142.2	28.048	104.1	2:16.870		16	41.582	131.6	1:05.866	140.4	28.339	102.3	2:15.787	
6	41.661	132.1	1:06.871	139.8	In		2:18.537	P	17	41.390	131.3	1:05.351	142.5	28.963	103.0	2:15.704	
7	Out	130.3	1:06.741	141.0	28.382	103.0	2:39.159	P	18	41.990	132.4	1:07.009	140.7	28.500	103.9	2:17.499	
8	42.035	132.4	1:09.236	141.6	28.647	103.3	2:19.918		19	41.497	132.1	1:07.819	141.6	28.236	102.5	2:17.552	
9	42.062	130.8	1:06.272	140.7	In		2:20.897	P	20				142.5	27.894	101.3	2:15.336	
10	Out	129.6	1:08.203	136.4	28.089	103.4	3:41.406	P	21	41.359	134.2	1:05.910	142.2	28.148	102.6	2:15.417	
11	41.899	130.8	1:05.445	140.4	28.224	103.3	2:15.568		22	41.411	131.8	1:06.156	140.7	28.973	92.5	2:16.540	

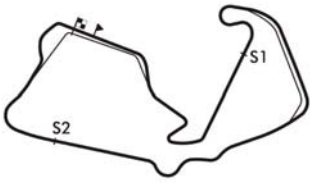

Session Start: 19:32:49 - Finish: 20:22:55
Weather/Track Conditions: Sun / Dry
Circuit: Silverstone Grand Prix Wing
Track Length: 5.891 Km - 3.6605 miles
Printed: 21-07-2018 - 20:26

MST
Results: www.mstworld.com. Live Timing: https://livetiming.getraceresults.com/mst. Email: timing@mstworld.com

Silverstone Classic - 20 - 22 Jul 2018

Yokohama Trophy For FIA Masters Historic Sports Cars

Race 10 - Best Sector Times

	SECTOR 1			SECTOR 2			SECTOR 3		
	NO	TIME	LAP	NO	TIME	LAP	NO	TIME	LAP
1	14	39.755	8	89	1:02.817	16	165	27.000	16
2	89	39.963	16	14	1:03.484	20	25	27.135	6
3	25	39.979	18	165	1:03.938	4	4	27.290	7
4	4	39.996	5	25	1:03.954	15	9	27.604	12
5	9	40.137	20	9	1:04.069	11	89	27.611	7
6	95	40.142	17	80	1:04.088	5	80	27.653	8
7	165	40.331	6	23	1:04.157	5	210	27.894	20
8	23	40.427	7	4	1:04.166	12	140	27.895	9
9	80	40.486	22	99	1:04.671	19	2	27.929	18
10	34	40.616	3	95	1:04.751	19	14	27.976	6
11	66	40.732	14	57	1:04.894	20	76	27.989	16
12	76	40.927	11	52	1:05.127	6	95	27.989	20
13	57	40.932	19	34	1:05.141	21	57	28.100	21
14	99	41.041	20	2	1:05.251	20	52	28.106	6
15	3	41.048	13	66	1:05.289	13	23	28.225	5
16	210	41.113	3	210	1:05.351	17	40	28.266	20
17	140	41.124	8	3	1:05.379	14	34	28.322	2
18	2	41.130	20	140	1:05.561	8	66	28.382	14
19	52	41.692	6	76	1:05.753	7	99	28.394	8
20	108	41.777	21	108	1:05.860	20	3	28.540	16
21	44	42.132	8	44	1:06.361	9	44	28.620	7
22	26	42.200	8	18	1:06.533	7	18	28.998	7
23	18	42.554	4	132	1:06.946	3	132	29.050	10
24	40	42.557	14	40	1:07.228	20	192	29.171	10
25	192	42.586	9	26	1:07.311	20	123	29.242	5
26	132	42.726	3	192	1:07.935	10	26	29.244	6
27	27	42.954	4	27	1:07.964	4	12	29.369	8
28	12	43.027	16	12	1:08.326	3	108	29.681	18
29	29	43.415	5	123	1:08.364	6	27	29.733	3
30	123	43.415	5	29	1:08.503	4	90	29.884	2
31	16	43.441	5	16	1:08.976	5	29	29.890	3
32	96	43.465	18	96	1:09.255	7	96	30.057	14
33	90	43.815	7	90	1:09.343	5	16	30.355	9
34	19	44.380	2	22	1:09.858	5	19	30.417	7
35	82	44.389	2	19	1:11.190	2	42	30.972	3
36	22	44.623	17	82	1:11.370	3	22	30.982	7
37	136	45.230	3	42	1:11.904	5	136	31.112	6
38	72	45.606	5	136	1:12.103	10	177	31.359	5
39	42	45.679	2	72	1:12.915	6	82	31.446	2
40	88	46.508	3	88	1:13.279	3	72	31.473	5
41	177	47.384	5	177	1:13.723	3	73	32.425	2
42	160	47.789	19	160	1:15.649	15	88	32.600	3
43	73	47.866	5	73	1:16.242	6	160	32.698	9

IDEAL / BEST LAP COMPARISON

NO	NAME	BEST	IN	IDEAL	DIFF
89	Banks/Banks	2:10.633	16	2:10.391	+0.242
25	Michael Gans	2:11.808	15	2:11.068	+0.740
14	Oliver Bryant	2:11.893	5	2:11.215	+0.678
4	Kirkaldy/Hyett	2:11.929	5	2:11.452	+0.477
165	Ferrao/Stretton	2:11.978	17	2:11.269	+0.709
9	Smith-Hilliard/Padm	2:12.329	11	2:11.810	+0.519
80	Henry Fletcher	2:12.726	5	2:12.227	+0.499
23	Pearson/Pearson	2:12.881	5	2:12.809	+0.072
95	Gary Culver	2:13.351	17	2:12.882	+0.469
57	Adelman/Willis	2:14.266	19	2:13.926	+0.340
34	David Hart	2:14.470	3	2:14.079	+0.391
66	Mike Donovan	2:14.561	14	2:14.403	+0.158
99	Paul Gibson	2:14.707	8	2:14.106	+0.601
2	De Silva/De Silva	2:14.738	20	2:14.310	+0.428
140	Claridge/Gomes	2:14.983	20	2:14.580	+0.403
76	Wrigley/Wrigley	2:14.986	7	2:14.669	+0.317
210	David Tomlin	2:15.336	20	2:14.358	+0.978
3	Jason Wright	2:15.645	14	2:14.967	+0.678
108	Sleep/Montgomery	2:17.906	20	2:17.318	+0.588
44	Philip Hall	2:17.975	7	2:17.113	+0.862
40	Watson/O'Connell	2:18.295	20	2:18.051	+0.244
192	Thomas/Lockie	2:19.726	10	2:19.692	+0.034
26	Marc Devis	2:19.879	16	2:18.755	+1.124
123	Hyett/Adams	2:21.374	4	2:21.021	+0.353
12	Paul Allen	2:21.628	5	2:20.722	+0.906
27	John Sheldon	2:22.136	4	2:20.651	+1.485
29	Bellinger/Ahlers	2:22.151	8	2:21.808	+0.343
96	Andrew Beaumont	2:22.854	18	2:22.777	+0.077
16	Jolly/Farthing	2:23.065	5	2:22.772	+0.293
90	Gregory Thornton	2:23.444	5	2:23.042	+0.402
22	Michiel Smits	2:26.010	5	2:25.463	+0.547
19	Andrew Owen	2:26.510	2	2:25.987	+0.523
82	Peter Hallford	2:27.719	2	2:27.205	+0.514
136	Newall/Garside	2:29.469	6	2:28.445	+1.024
72	Jamie Boot	2:30.248	6	2:29.994	+0.254
160	Michael Birch	2:38.023	16	2:36.136	+1.887
52	Robert Oldershaw	2:14.925	6	2:14.925	+0.000
132	Mike Catlow	2:18.730	3	2:18.722	+0.008
18	Brashaw/Dwyer	2:18.961	7	2:18.085	+0.876
42	Gavan Kershaw	2:28.958	3	2:28.555	+0.403
88	McAlpine/Keen	2:32.387	3	2:32.387	+0.000
177	Tommy Gilmartin	2:32.567	5	2:32.466	+0.101
73	Keith Martin	2:37.433	2	2:36.533	+0.900

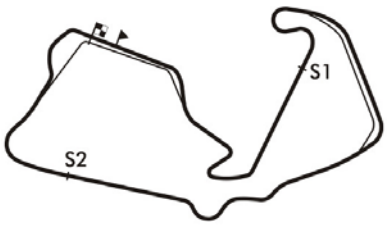

Session Start: 19:32:49 - Finish: 20:22:55
Weather/Track Conditions: Sun / Dry
Circuit: Silverstone Grand Prix Wing
Track Length: 5.891 Km - 3.6605 miles

Printed: 21-07-2018 - 20:27

Silverstone Classic - 20 - 22 Jul 2018

Yokohama Trophy For FIA Masters Historic Sports Cars

Race 10 - Best Sector Speeds

	NO	SECTOR 1	MPH	NO	SECTOR 2	MPH	NO	SECTOR 3	MPH
1	89	Banks/Banks	151.1	89	Banks/Banks	164.1	89	Banks/Banks	112.6
2	14	Oliver Bryant	146.8	14	Oliver Bryant	157.5	23	Pearson/Pearson	111.5
3	3	Jason Wright	145.3	16	Jolly/Farthing	157.5	14	Oliver Bryant	111.0
4	99	Paul Gibson	144.3	96	Andrew Beaumont	157.2	95	Gary Culver	109.9
5	34	David Hart	142.8	23	Pearson/Pearson	156.4	34	David Hart	109.2
6	66	Mike Donovan	141.0	99	Paul Gibson	156.4	25	Michael Gans	109.0
7	23	Pearson/Pearson	140.7	26	Marc Devis	155.7	3	Jason Wright	108.1
8	95	Gary Culver	139.2	95	Gary Culver	155.7	9	Smith-Hilliard/Padmore	108.1
9	26	Marc Devis	138.1	3	Jason Wright	155.3	165	Ferrao/Stretton	107.8
10	80	Henry Fletcher	138.1	34	David Hart	155.0	4	Kirkaldy/Hyett	107.4
11	4	Kirkaldy/Hyett	137.5	108	Sleep/Montgomery	154.3	99	Paul Gibson	107.4
12	9	Smith-Hilliard/Padmore	137.5	29	Bellinger/Ahlers	152.9	26	Marc Devis	107.2
13	96	Andrew Beaumont	137.5	66	Mike Donovan	152.9	80	Henry Fletcher	106.9
14	108	Sleep/Montgomery	137.2	22	Michiel Smits	151.8	66	Mike Donovan	106.7
15	25	Michael Gans	136.4	18	Brashaw/Dwyer	149.5	57	Adelman/Willis	106.6
16	140	Claridge/Gomes	135.8	4	Kirkaldy/Hyett	148.1	76	Wrigley/Wrigley	106.2
17	18	Brashaw/Dwyer	135.6	80	Henry Fletcher	148.1	140	Claridge/Gomes	106.2
18	29	Bellinger/Ahlers	135.6	140	Claridge/Gomes	146.8	2	De Silva/De Silva	105.9
19	52	Robert Oldershaw	134.8	25	Michael Gans	145.9	52	Robert Oldershaw	105.9
20	210	David Tomlin	134.2	82	Peter Hallford	145.9	108	Sleep/Montgomery	105.2
21	165	Ferrao/Stretton	133.9	9	Smith-Hilliard/Padmore	145.6	18	Brashaw/Dwyer	105.1
22	44	Philip Hall	133.2	57	Adelman/Willis	145.3	96	Andrew Beaumont	105.1
23	76	Wrigley/Wrigley	133.2	165	Ferrao/Stretton	145.3	12	Paul Allen	104.9
24	22	Michiel Smits	132.9	52	Robert Oldershaw	144.6	210	David Tomlin	104.9
25	57	Adelman/Willis	132.9	76	Wrigley/Wrigley	144.6	44	Philip Hall	104.2
26	2	De Silva/De Silva	132.4	27	John Sheldon	143.4	132	Mike Catlow	103.0
27	27	John Sheldon	131.1	42	Gavan Kershaw	143.4	40	Watson/O'Connell	102.5
28	123	Hyett/Adams	130.8	44	Philip Hall	143.1	27	John Sheldon	101.4
29	16	Jolly/Farthing	130.3	2	De Silva/De Silva	142.5	22	Michiel Smits	101.3
30	132	Mike Catlow	129.8	123	Hyett/Adams	142.5	192	Thomas/Lockie	101.3
31	12	Paul Allen	128.8	210	David Tomlin	142.5	16	Jolly/Farthing	100.3
32	192	Thomas/Lockie	128.3	88	McAlpine/Keen	141.0	123	Hyett/Adams	100.3
33	90	Gregory Thornton	128.1	12	Paul Allen	140.7	29	Bellinger/Ahlers	100.2
34	40	Watson/O'Connell	126.9	132	Mike Catlow	140.7	82	Peter Hallford	100.0
35	19	Andrew Owen	125.9	19	Andrew Owen	139.2	90	Gregory Thornton	99.5
36	82	Peter Hallford	125.0	90	Gregory Thornton	139.2	19	Andrew Owen	97.4
37	42	Gavan Kershaw	124.3	40	Watson/O'Connell	136.1	42	Gavan Kershaw	96.6
38	136	Newall/Garside	123.8	192	Thomas/Lockie	136.1	88	McAlpine/Keen	95.2
39	72	Jamie Boot	120.9	136	Newall/Garside	134.2	136	Newall/Garside	94.8
40	177	Tommy Gilmartin	120.1	177	Tommy Gilmartin	132.9	72	Jamie Boot	93.8

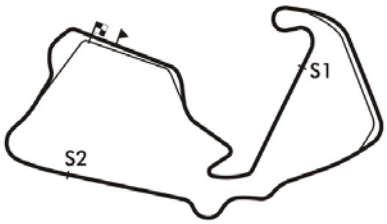

Session Start: 19:32:49 - Finish: 20:22:55
Weather/Track Conditions: Sun / Dry
Circuit: Silverstone Grand Prix Wing
Track Length: 5.891 Km - 3.6605 miles
Printed: 21-07-2018 - 20:27

Silverstone Classic - 20 - 22 Jul 2018

Yokohama Trophy For FIA Masters Historic Sports Cars

Race 10 - Best Sector Speeds

41	88	McAlpine/Keen	119.6	72	Jamie Boot	131.8	160	Michael Birch	93.6
42	160	Michael Birch	115.7	160	Michael Birch	131.8	177	Tommy Gilmartin	93.4
43	73	Keith Martin	114.1	73	Keith Martin	120.7	73	Keith Martin	90.0

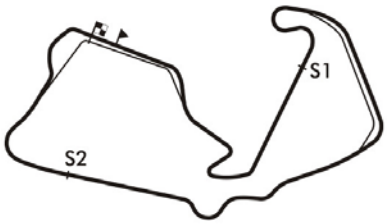

Session Start: 19:32:49 - Finish: 20:22:55
Weather/Track Conditions: Sun / Dry
Circuit: Silverstone Grand Prix Wing
Track Length: 5.891 Km - 3.6605 miles

Printed: 21-07-2018 - 20:27

Silverstone Classic - 20 - 22 Jul 2018

Yokohama Trophy For FIA Masters Historic Sports Cars

Race 10 - Lap Chart

Lap 1			Lap 2			Lap 3			Lap 4			Lap 5			Lap 6		
NO	Behind	Laptime	NO	Behind	Laptime	NO	Behind	Laptime	NO	Behind	Laptime	NO	Behind	Laptime	NO	Behind	Laptime
89		2:12.392	89		2:12.029	89		2:11.528	89		2:11.328	89		2:11.019	89		2:13.689
14	3.325	2:15.717	4	3.577	2:12.079	4	4.789	2:12.740	4	6.234	2:12.773	4	7.144	2:11.929	4	5.608	2:12.153
4	3.527	2:15.919	14	4.926	2:13.630	14	6.413	2:13.015	14	7.788	2:12.703	14	8.662	2:11.893	14	8.053	2:13.080
165	3.773	2:16.165	165	5.149	2:13.405	165	6.683	2:13.062	165	8.104	2:12.749	165	9.437	2:12.352	165	8.523	2:12.775
95	5.016	2:17.408	95	7.534	2:14.547	25	9.725	2:13.394	25	10.317	2:11.920	25	11.236	2:11.938	25	10.971	2:13.424
25	5.580	2:17.972	25	7.859	2:14.308	95	11.165	2:15.159	80	14.089	2:14.082	80	15.796	2:12.726	80	17.025	2:14.918
80	6.136	2:18.528	80	8.138	2:14.031	80	11.335	2:14.725	95	14.655	2:14.818	95	17.657	2:14.021	95	19.558	2:15.590
99	8.525	2:20.917	99	12.972	2:16.476	23	16.688	2:14.958	23	18.619	2:13.259	23	20.481	2:12.881	160	1 LAP	2:41.191
23	9.062	2:21.454	23	13.258	2:16.225	99	18.004	2:16.560	34	22.752	2:15.665	34	27.670	2:15.937	23	20.773	2:13.981
210	10.154	2:22.546	210	14.567	2:16.442	34	18.415	2:14.470	99	23.431	2:16.755	99	28.522	2:16.110	73	1 LAP	2:37.854
9	10.983	2:23.375	34	15.473	2:15.451	210	19.257	2:16.218	210	23.771	2:15.842	210	29.622	2:16.870	99	30.834	2:16.001
66	11.486	2:23.878	9	16.344	2:17.390	9	21.188	2:16.372	9	25.524	2:15.664	9	30.608	2:16.103	34	32.310	2:18.329
52	11.498	2:23.890	66	17.713	2:18.256	76	21.969	2:15.585	76	25.729	2:15.088	76	30.720	2:16.010	76	32.436	2:15.405
76	11.717	2:24.109	76	17.912	2:18.224	3	25.576	2:17.598	140	32.603	2:18.025	140	36.664	2:15.080	9	34.103	2:17.184
34	12.051	2:24.443	140	18.439	2:18.081	140	25.906	2:18.995	3	32.959	2:18.711	3	39.195	2:17.255	210	34.470	2:18.537
140	12.387	2:24.779	3	19.506	2:18.037	66	26.201	2:20.016	66	33.590	2:18.717	66	39.756	2:17.185	140	40.668	2:17.693
3	13.498	2:25.890	52	24.506	2:25.037	44	35.852	2:19.374	44	42.589	2:18.065	44	49.706	2:18.136	3	43.722	2:18.216
108	17.404	2:29.796	57	27.626	2:21.843	26	38.983	2:20.769	26	47.619	2:19.964	26	56.951	2:20.351	66	44.175	2:18.108
57	17.812	2:30.204	44	28.006	2:21.336	18	39.543	2:20.651	18	47.988	2:19.773	18	57.261	2:20.292	2	1 LAP	3:10.874
44	18.699	2:31.091	108	29.344	2:23.969	57	41.376	2:25.278	57	48.762	2:18.714	57	57.733	2:19.990	44	54.965	2:18.948
18	20.161	2:32.553	26	29.742	2:21.469	108	44.196	2:26.380	108	54.568	2:21.700	108	1:07.252	2:23.703	18	1:03.019	2:19.447
26	20.302	2:32.694	18	30.420	2:22.288	132	45.371	2:18.730	132	55.442	2:21.399	192	1:08.689	2:21.250	57	1:03.400	2:19.356
29	25.349	2:37.741	132	38.169	2:23.914	192	48.448	2:21.070	192	58.458	2:21.338	12	1:12.101	2:21.628	26	1:05.101	2:21.839
192	25.628	2:38.020	192	38.906	2:25.307	12	50.296	2:21.990	12	1:01.492	2:22.524	29	1:13.752	2:22.200	108	1:14.914	2:21.351
132	26.284	2:38.676	29	39.162	2:25.842	29	51.637	2:24.003	29	1:02.571	2:22.262	123	1:15.043	2:21.648	192	1:16.055	2:21.055
12	26.916	2:39.308	12	39.834	2:24.947	16	53.734	2:24.368	123	1:04.414	2:21.374	16	1:19.264	2:23.065	12	1:21.596	2:23.184
16	27.626	2:40.018	16	40.894	2:25.297	123	54.368	2:22.885	16	1:07.218	2:24.812	27	1:19.434	2:22.659	29	1:22.388	2:22.325
96	28.198	2:40.590	96	41.823	2:25.654	90	56.014	2:25.387	27	1:07.794	2:22.136	90	1:21.287	2:23.444	123	1:22.935	2:21.581
90	28.454	2:40.846	90	42.155	2:25.730	27	56.986	2:22.280	90	1:08.862	2:24.176	96	1:23.768	2:23.792	27	1:28.635	2:22.890
19	29.633	2:42.025	123	43.011	2:24.123	96	58.565	2:28.270	96	1:10.995	2:23.758	19	1:33.524	2:28.911	16	1:29.813	2:24.238
123	30.917	2:43.309	19	44.114	2:26.510	19	59.999	2:27.413	19	1:15.632	2:26.961	132	1:39.208	2:54.785	90	1:31.579	2:23.981
82	32.709	2:45.101	27	46.234	2:23.791	82	1:04.778	2:27.907	82	1:21.595	2:28.145	82	1:39.823	2:29.247	96	1:34.413	2:24.334
42	33.510	2:45.902	82	48.399	2:27.719	42	1:08.020	2:28.958	42	1:26.186	2:29.494	42	1:44.502	2:29.335	19	1:48.600	2:28.765
136	34.096	2:46.488	42	50.590	2:29.109	136	1:10.660	2:30.094	136	1:29.377	2:30.045	22	1:48.929	2:26.010	132	1:48.869	2:23.350
27	34.472	2:46.864	136	52.094	2:30.027	40	1:11.755	2:28.277	40	1:30.360	2:29.933	136	1:49.300	2:30.942	82	1:55.560	2:29.426
72	36.248	2:48.640	40	55.006	2:30.238	72	1:15.374	2:30.808	22	1:33.938	2:26.352	40	1:50.096	2:30.755	22	2:02.193	2:26.953
40	36.797	2:49.189	72	56.094	2:31.875	22	1:18.914	2:28.226	72	1:34.902	2:30.856	72	1:54.534	2:30.651	136	2:05.080	2:29.469
177	38.874	2:51.266	22	1:02.216	2:29.506	88	1:23.633	2:32.387	88	1:46.620	2:34.315	88	2:08.792	2:33.191	40	2:06.093	2:29.686
160	39.247	2:51.639	88	1:02.774	2:34.175	177	1:25.878	2:34.193	177	1:47.901	2:33.351	177	2:09.449	2:32.567	72	2:11.093	2:30.248
88	40.628	2:53.020	177	1:03.213	2:36.368	160	1:35.527	2:40.362	2	2:01.066	2:36.328						
73	43.026	2:55.418	160	1:06.693	2:39.475	2	1:36.066	2:37.229	160	2:03.928	2:39.729						
2	44.456	2:56.848	73	1:08.430	2:37.433	73	1:38.369	2:41.467	73	2:10.614	2:43.573						
22	44.739	2:57.131	2	1:10.365	2:37.938												

Session Start: 19:32:49 - Finish: 20:22:55
Weather/Track Conditions: Sun / Dry
Circuit: Silverstone Grand Prix Wing
Track Length: 5.891 Km - 3.6605 miles
Printed: 21-07-2018 - 20:28

MST
Results: www.mstworld.com. Live Timing: https://livetiming.getraceresults.com/mst. Email: timing@mstworld.com

Silverstone Classic - 20 - 22 Jul 2018

Yokohama Trophy For FIA Masters Historic Sports Cars

Race 10 - Lap Chart

Lap 7			Lap 8			Lap 9			Lap 10			Lap 11			Lap 12		
NO	Behind	Laptime	NO	Behind	Laptime	NO	Behind	Laptime	NO	Behind	Laptime	NO	Behind	Laptime	NO	Behind	Laptime
89		2:11.621	89		2:13.305	89		2:12.244	89		2:11.169	89		2:13.260	89		2:17.108
4	6.323	2:12.336	82	1 LAP	2:31.876	4	6.723	2:13.696	96	1 LAP	2:27.587	16	1 LAP	2:23.434	88	3 LAPS	5:29.027
14	8.816	2:12.384	22	1 LAP	2:26.500	2	3 LAPS	5:58.071	4	8.657	2:13.103	4	8.407	2:13.010	4	3.763	2:12.464
165	9.370	2:12.468	4	5.271	2:12.253	19	1 LAP	2:30.789	73	2 LAPS	3:19.048	9	1 LAP	3:41.604	9	1 LAP	2:12.329
42	1 LAP	2:52.367	14	8.001	2:12.490	14	9.428	2:13.671	14	11.278	2:13.019	27	1 LAP	2:27.332	14	5.347	2:12.116
25	12.324	2:12.974	165	9.089	2:13.024	165	9.612	2:12.767	25	14.613	2:13.411	90	1 LAP	2:27.172	25	10.827	2:12.619
177	1 LAP	2:33.892	136	1 LAP	2:29.833	25	12.371	2:13.044	2	3 LAPS	2:18.405	14	10.339	2:12.321	90	1 LAP	2:25.799
80	18.212	2:12.808	40	1 LAP	2:29.923	80	20.016	2:13.914	165	17.591	2:19.148	72	2 LAPS	3:59.558	2	3 LAPS	2:17.835
88	1 LAP	2:38.661	25	11.571	2:12.552	22	1 LAP	2:29.181	80	22.905	2:14.058	25	15.316	2:13.963	23	24.932	2:13.995
23	22.210	2:13.058	72	1 LAP	2:30.732	23	24.918	2:14.294	19	1 LAP	2:28.346	2	3 LAPS	2:17.422	18	2 LAPS	5:01.157
95	22.649	2:14.712	80	18.346	2:13.439	95	26.711	2:14.217	23	27.336	2:13.587	80	25.811	2:16.166	72	2 LAPS	2:33.092
99	34.265	2:15.052	23	22.868	2:13.963	136	1 LAP	2:30.475	95	29.888	2:14.346	23	28.045	2:13.969	140	1 LAP	4:03.162
76	35.801	2:14.986	95	24.738	2:15.394	40	1 LAP	2:31.144	22	1 LAP	2:27.313	95	33.147	2:16.519	210	1 LAP	2:15.568
9	39.857	2:17.375	99	35.667	2:14.707	72	1 LAP	2:32.963	136	1 LAP	2:30.893	210	1 LAP	3:41.406	95	34.045	2:18.006
140	44.923	2:15.876	76	37.804	2:15.308	99	41.923	2:18.500	40	1 LAP	2:30.018	73	2 LAPS	2:46.047	34	1 LAP	3:38.369
160	1 LAP	2:39.167	177	1 LAP	2:34.733	140	50.261	2:15.823	140	56.000	2:16.908	19	1 LAP	2:31.342	19	1 LAP	2:29.167
3	48.977	2:16.876	9	45.021	2:18.469	9	51.516	2:18.739	66	1:02.697	2:15.887	22	1 LAP	2:26.501	26	1 LAP	2:22.698
66	49.879	2:17.325	88	1 LAP	2:37.083	66	57.979	2:17.134	3	1:04.586	2:16.232	26	1 LAP	3:43.189	57	1 LAP	2:16.725
73	1 LAP	2:37.771	140	46.682	2:15.064	3	59.523	2:18.927	132	1 LAP	3:49.394	57	1 LAP	3:53.217	22	1 LAP	2:27.237
44	1:01.319	2:17.975	3	52.840	2:17.168	177	1 LAP	2:39.982	34	1:33.350	2:14.874	136	1 LAP	2:29.755	66	1:06.552	2:17.002
210	1:02.008	2:39.159	66	53.089	2:16.515	88	1 LAP	2:42.307	82	1 LAP	2:31.002	3	1:04.820	2:13.494	44	1 LAP	2:22.313
18	1:10.359	2:18.961	44	1:08.316	2:20.302	210	1:17.274	2:20.897	192	1:51.594	2:19.726	40	1 LAP	2:30.797	136	1 LAP	2:26.342
57	1:11.867	2:20.088	210	1:08.621	2:19.918	44	1:18.798	2:22.726	108	1:56.379	2:21.936	66	1:06.658	2:17.221	40	1 LAP	2:30.118
26	1:13.750	2:20.270	73	1 LAP	2:38.929	34	1:29.645	2:16.352	76	2:04.622	2:15.052	44	1 LAP	4:12.364	12	1 LAP	3:48.352
34	1:23.033	3:02.344	160	1 LAP	2:41.360	82	1 LAP	3:40.658	29	2:05.735	2:23.510	160	2 LAPS	3:58.312	27	1 LAP	3:45.833
108	1:25.856	2:22.563	57	1:17.540	2:18.978	57	1:31.451	2:26.155	12	2:09.324	2:25.069	52	8 LAPS	21:03.721	16	1 LAP	3:51.242
192	1:27.108	2:22.674	26	1:22.515	2:22.070	26	1:32.480	2:22.209	99	2:12.324	3:41.570	132	1 LAP	2:20.811	52	8 LAPS	2:17.372
29	1:34.140	2:23.373	34	1:25.537	2:15.809	192	1:43.037	2:20.905				165	1:44.232	3:39.901	160	2 LAPS	2:38.338
123	1:34.913	2:23.599	192	1:34.376	2:20.573	160	1 LAP	2:41.084				96	1 LAP	3:58.550	165	1:40.771	2:13.647
12	1:35.364	2:25.389	108	1:35.531	2:22.980	108	1:45.612	2:22.325				192	2:00.430	2:22.096	80	1:41.357	3:32.654
27	1:40.112	2:23.098	29	1:42.986	2:22.151	29	1:53.394	2:22.652				108	2:06.140	2:23.021	132	1 LAP	2:19.826
16	1:42.263	2:24.071	123	1:43.664	2:22.056	12	1:55.424	2:22.417				76	2:07.029	2:15.667	123	2 LAPS	6:34.707
90	1:43.596	2:23.638	12	1:45.251	2:23.192	123	1:58.879	2:27.459				82	1 LAP	2:32.141	96	1 LAP	2:25.344
96	1:46.021	2:23.229	27	1:50.831	2:24.024	76	2:00.739	3:35.179				99	2:15.689	2:16.625	192	2:03.841	2:20.519
132	1:59.596	2:22.348	16	1:52.591	2:23.633	16	2:04.850	2:24.503				29	2:17.036	2:24.561	99	2:15.032	2:16.451
19	2:04.050	2:27.071	18	1:52.849	2:55.795	18	2:05.940	2:25.335							9	2:17.678	2:13.766
			90	1:54.095	2:23.804	27	2:06.121	2:27.534									
			96	1:57.074	2:24.358	90	2:06.575	2:24.724									
			132	2:06.892	2:20.601												

Session Start: 19:32:49 - Finish: 20:22:55
Weather/Track Conditions: Sun / Dry
Circuit: Silverstone Grand Prix Wing
Track Length: 5.891 Km - 3.6605 miles
Printed: 21-07-2018 - 20:28

MST
Results: www.mstworld.com. Live Timing: https://livetiming.getraceresults.com/mst. Email: timing@mstworld.com

Silverstone Classic - 20 - 22 Jul 2018

Yokohama Trophy For FIA Masters Historic Sports Cars

Race 10 - Lap Chart

Lap 13			Lap 14			Lap 15			Lap 16			Lap 17			Lap 18		
NO	Behind	Laptime	NO	Behind	Laptime	NO	Behind	Laptime	NO	Behind	Laptime	NO	Behind	Laptime	NO	Behind	Laptime
14		2:14.102	4		2:15.687	89		2:11.911	89		2:10.633	89		2:18.603	14		2:12.549
4	0.536	2:16.222	3	1 LAP	2:16.840	136	2 LAPS	2:35.829	14	10.284	2:12.471	14	3.760	2:12.079	25	2.606	2:12.650
82	2 LAPS	2:31.238	66	1 LAP	3:42.582	26	1 LAP	2:22.639	25	12.356	2:13.597	25	6.265	2:12.512	22	2 LAPS	2:29.295
29	1 LAP	2:24.652	19	2 LAPS	3:54.612	72	2 LAPS	2:32.271	26	1 LAP	2:21.404	26	1 LAP	2:19.879	160	3 LAPS	2:38.495
3	1 LAP	3:41.994	2	3 LAPS	2:16.707	14	8.446	2:12.156	57	1 LAP	2:16.032	57	1 LAP	2:15.623	165	18.269	2:14.576
2	3 LAPS	2:17.838	140	1 LAP	2:17.014	25	9.392	2:11.808	140	1 LAP	3:04.111	165	20.002	2:11.978	57	1 LAP	2:17.168
23	20.026	2:14.543	210	1 LAP	2:15.424	57	1 LAP	2:16.229	165	26.627	2:12.237	18	2 LAPS	2:43.553	26	1 LAP	2:21.180
140	1 LAP	2:17.916	40	2 LAPS	3:50.920	76	1 LAP	2:16.542	76	1 LAP	2:16.063	140	1 LAP	2:17.266	140	1 LAP	2:17.005
210	1 LAP	2:16.113	18	2 LAPS	2:24.216	165	25.023	2:13.052	72	2 LAPS	2:33.747	76	1 LAP	2:15.074	76	1 LAP	2:16.187
18	2 LAPS	2:24.155	34	1 LAP	2:18.866	44	1 LAP	2:26.465	136	2 LAPS	2:41.041	80	33.587	2:14.716	80	32.408	2:15.130
34	1 LAP	2:15.763	136	2 LAPS	4:14.887	4	29.093	3:52.324	80	37.474	2:13.040	44	1 LAP	2:23.609	108	1 LAP	2:19.139
88	3 LAPS	2:54.765	72	2 LAPS	2:33.475	192	1 LAP	2:23.070	4	38.762	2:20.302	108	1 LAP	2:20.987	95	48.977	2:15.362
73	3 LAPS	4:33.304	26	1 LAP	2:23.316	80	35.067	2:22.396	44	1 LAP	2:23.284	192	1 LAP	2:22.959	44	1 LAP	2:23.403
72	2 LAPS	2:32.861	88	3 LAPS	2:48.495	108	1 LAP	2:21.158	192	1 LAP	2:22.057	72	2 LAPS	2:34.080	192	1 LAP	2:25.770
57	1 LAP	2:16.559	89	1:11.320	2:12.011	88	3 LAPS	2:50.084	108	1 LAP	2:18.496	95	49.924	2:13.351	9	57.327	2:13.320
26	1 LAP	2:21.963	14	1:19.521	3:35.744	29	1 LAP	2:27.389	95	55.176	2:14.443	136	2 LAPS	2:39.148	72	2 LAPS	2:32.294
22	1 LAP	2:26.903	73	3 LAPS	2:55.657	12	1 LAP	2:23.504	29	1 LAP	2:27.379	9	1:00.316	2:14.815	23	1:07.724	2:18.484
44	1 LAP	2:22.632	25	1:20.815	2:12.250	95	51.366	2:17.175	9	1:04.104	2:15.409	23	1:05.549	2:19.149	99	1:10.478	2:16.364
89	1:15.532	3:34.981	57	1 LAP	2:42.253	23	55.868	2:22.208	23	1:05.003	2:19.768	29	1 LAP	2:27.295	136	2 LAPS	2:36.180
25	1:24.788	3:33.410	44	1 LAP	2:24.877	82	2 LAPS	2:33.933	99	1:11.731	2:17.702	99	1:10.423	2:17.295	29	1 LAP	2:26.682
76	1 LAP	3:58.031	76	1 LAP	2:17.072	16	1 LAP	2:27.222	12	1 LAP	2:36.119	12	1 LAP	2:22.506	66	1:24.420	2:16.895
108	1 LAP	4:03.035	192	1 LAP	4:02.559	9	59.328	2:13.883	88	3 LAPS	2:49.222	66	1:23.834	2:16.825	12	1 LAP	2:24.885
165	1:38.014	2:16.692	165	1:35.202	2:13.411	90	1 LAP	2:24.453	16	1 LAP	2:28.079	16	1 LAP	2:27.500	3	1:27.446	2:17.809
80	1:38.692	2:16.784	80	1:35.902	2:13.433	99	1:04.662	2:16.571	90	1 LAP	2:26.426	90	1 LAP	2:26.277	16	1 LAP	2:26.814
12	1 LAP	2:33.513	108	1 LAP	2:21.032	27	1 LAP	2:30.160	82	2 LAPS	2:32.119	3	1:25.946	2:19.644	123	2 LAPS	2:25.721
52	8 LAPS	2:21.771	29	1 LAP	3:51.213	123	2 LAPS	2:26.145	123	2 LAPS	2:23.631	123	2 LAPS	2:25.972	90	1 LAP	2:27.803
16	1 LAP	2:26.172	52	8 LAPS	2:14.925	96	1 LAP	2:23.760	27	1 LAP	2:27.382	27	1 LAP	2:31.609	2	2 LAPS	2:17.690
27	1 LAP	2:28.877	82	2 LAPS	3:59.273	3	1:19.605	2:16.317	3	1:24.905	2:15.933	96	1 LAP	2:27.144	210	1:42.483	2:17.499
90	1 LAP	3:51.744	12	1 LAP	2:22.679	66	1:20.193	2:15.401	66	1:25.612	2:16.052	82	2 LAPS	2:36.706	96	1 LAP	2:25.335
123	2 LAPS	2:24.461	16	1 LAP	2:26.600	73	3 LAPS	3:23.288	96	1 LAP	2:25.622	2	2 LAPS	2:20.950	27	1 LAP	2:29.662
95	1:58.233	3:43.637	23	1:56.891	3:53.088	2	2 LAPS	2:17.304	2	2 LAPS	2:16.675	210	1:41.293	2:15.704	34	1:54.140	2:17.118
160	2 LAPS	2:38.610	95	1:57.422	2:15.412	160	2 LAPS	2:40.401	210	1:44.192	2:15.787	88	3 LAPS	2:49.568	82	2 LAPS	2:33.644
96	1 LAP	2:25.090	27	1 LAP	2:28.460	210	1:39.038	2:17.303	34	1:56.123	2:16.819	34	1:53.331	2:15.811	40	1 LAP	2:20.557
99	2:11.131	2:15.548	90	1 LAP	2:26.990	19	1 LAP	2:27.342	40	1 LAP	2:19.711	40	1 LAP	2:18.897			
9	2:11.279	2:13.050	123	2 LAPS	2:22.994	40	1 LAP	2:18.600	19	1 LAP	2:28.310	19	1 LAP	2:27.891			
			9	2:08.676	2:13.620	34	1:49.937	2:15.783	160	2 LAPS	2:38.767						
			99	2:11.322	2:16.414	22	1 LAP	2:37.046	22	1 LAP	2:27.186						
			96	1 LAP	2:28.276	18	1 LAP	2:26.883									
			160	2 LAPS	2:38.919												
			3	2:26.519	2:15.645												
			66	2:28.023	2:14.561												
			2	2 LAPS	2:16.361												
			22	1 LAP	3:52.198												

Session Start: 19:32:49 - Finish: 20:22:55
Weather/Track Conditions: Sun / Dry
Circuit: Silverstone Grand Prix Wing
Track Length: 5.891 Km - 3.6605 miles
Printed: 21-07-2018 - 20:28

MST
Results: www.mstworld.com. Live Timing: https://livetiming.getraceresults.com/mst. Email: timing@mstworld.com

Silverstone Classic - 20 - 22 Jul 2018

Yokohama Trophy For FIA Masters Historic Sports Cars

Race 10 - Lap Chart

Lap 19			Lap 20			Lap 21			Lap 22		
NO	Behind	Laptime	NO	Behind	Laptime	NO	Behind	Laptime	NO	Behind	Laptime
14		2:13.090	14		2:11.926	14		2:13.165	14		2:13.503
88	4 LAPS	2:44.086	25	2.829	2:12.211	25	2.191	2:12.527	123	3 LAPS	2:24.003
25	2.544	2:13.028	82	3 LAPS	2:34.001	40	2 LAPS	2:20.205	25	2.562	2:13.874
19	2 LAPS	2:28.221	165	20.132	2:13.215	96	2 LAPS	2:37.763	90	2 LAPS	2:26.496
165	18.843	2:13.664	57	1 LAP	2:14.266	27	2 LAPS	2:29.330	40	2 LAPS	2:18.295
57	1 LAP	2:16.268	140	1 LAP	2:16.021	165	19.656	2:12.689	136	3 LAPS	2:38.443
22	2 LAPS	2:27.707	19	2 LAPS	2:28.970	82	3 LAPS	2:35.174	16	2 LAPS	2:36.966
140	1 LAP	2:15.313	76	1 LAP	2:16.361	57	1 LAP	2:14.607	165	19.309	2:13.156
76	1 LAP	2:17.763	80	36.142	2:14.666	140	1 LAP	2:14.983	96	2 LAPS	2:27.987
26	1 LAP	2:21.763	26	1 LAP	2:21.154	80	36.133	2:13.156	27	2 LAPS	2:27.716
80	33.402	2:14.084	22	2 LAPS	2:29.869	76	1 LAP	2:17.425	57	1 LAP	2:14.969
160	3 LAPS	2:38.023	95	51.548	2:13.355	26	1 LAP	2:19.922	140	1 LAP	2:15.361
95	50.119	2:14.232	9	1:00.710	2:13.491	95	52.278	2:13.895	80	35.624	2:12.994
108	1 LAP	2:18.985	108	1 LAP	2:18.715	22	2 LAPS	2:27.520	76	1 LAP	2:15.466
9	59.145	2:14.908	160	3 LAPS	2:39.642	19	2 LAPS	2:40.667	82	3 LAPS	2:35.722
44	1 LAP	2:22.840	44	1 LAP	2:22.147	9	1:00.095	2:12.550	26	1 LAP	2:20.311
192	1 LAP	2:25.482	99	1:15.101	2:14.850	108	1 LAP	2:17.906	95	54.439	2:15.664
99	1:12.177	2:14.789	23	1:17.669	2:16.854	99	1:18.768	2:16.832	9	59.667	2:13.075
23	1:12.741	2:18.107	192	1 LAP	2:24.807	44	1 LAP	2:23.067	22	2 LAPS	2:28.648
72	2 LAPS	2:32.859	66	1:32.183	2:16.337	23	1:22.777	2:18.273	108	1 LAP	2:18.345
66	1:27.772	2:16.442	72	2 LAPS	2:32.493	160	3 LAPS	2:40.565	19	2 LAPS	2:27.571
29	1 LAP	2:27.508	3	1:44.222	2:21.242	192	1 LAP	2:28.377	99	1:20.995	2:15.730
3	1:34.906	2:20.550	12	1 LAP	2:23.538	66	1:36.469	2:17.451	23	1:27.276	2:18.002
12	1 LAP	2:23.026	210	1:50.355	2:15.336	3	1:50.616	2:19.559	44	1 LAP	2:26.103
136	2 LAPS	2:35.761	29	1 LAP	2:28.270	210	1:52.607	2:15.417	66	1:39.547	2:16.581
210	1:46.945	2:17.552	2	2 LAPS	2:14.809	2	2 LAPS	2:17.301	192	1 LAP	2:31.094
2	2 LAPS	2:22.420	136	2 LAPS	2:34.586	12	1 LAP	2:23.578	160	3 LAPS	2:38.163
16	1 LAP	2:27.325	34	2:02.538	2:17.562	72	2 LAPS	2:32.328	210	1:55.644	2:16.540
123	2 LAPS	2:27.363	123	2 LAPS	2:26.239	29	1 LAP	2:27.163	3	1:56.710	2:19.597
90	1 LAP	2:27.074	16	1 LAP	2:27.298	34	2:04.980	2:15.607	2	2 LAPS	2:14.738
96	1 LAP	2:22.854	90	1 LAP	2:26.582				34	2:08.582	2:17.105
34	1:56.902	2:15.852							29	1 LAP	2:25.999
27	1 LAP	2:29.783							72	2 LAPS	2:32.027
40	1 LAP	2:20.442									

Session Start: 19:32:49 - Finish: 20:22:55
Weather/Track Conditions: Sun / Dry
Circuit: Silverstone Grand Prix Wing
Track Length: 5.891 Km - 3.6605 miles
Printed: 21-07-2018 - 20:28

MST
Results: www.mstworld.com. Live Timing: https://livetiming.getraceresults.com/mst. Email: timing@mstworld.com

Silverstone Classic - 20 - 22 Jul 2018

Yokohama Trophy For FIA Masters Historic Sports Cars

Race 10 - Final Classification

Sheet No:

POS	NO	DRIVER/S	CLASS	CLASS POS	CAR MAKE / MODEL	TIME	LAPS	GAP	DIFF	MPH	BEST	ON
1	14	Oliver Bryant	ROD	1	Lola T70 Mk3B	50:06.824	22	-- 22 laps		96.41	2:11.893	5
2	25	Michael Gans	MAR	1	Lola T290	50:14.386	22	7.562	7.562	96.18	2:11.808	15
3	165	Diogo Ferrao-Martin Stretton	MAR	2	Lola T292	50:26.133	22	19.309	11.747	95.80	2:11.978	17
4	80	Henry Fletcher	MAR	3	Chevron B19	50:42.448	22	35.624	16.315	95.29	2:12.726	5
5	95	Gary Culver	ROD	2	Lola Mk3B	51:01.263	22	54.439	18.815	94.70	2:13.351	17
6	9	Max Smith-Hilliard-Nick Padmore	MAR	4	Chevron B19	51:06.491	22	59.667	5.228	94.54	2:12.329	11
7	99	Paul Gibson	ROD	3	Lola T70 Mk3B	51:27.819	22	1:20.995	21.328	93.88	2:14.707	8
8	23	Gary Pearson-John Pearson	ROD	4	Lola T70 Mk3B	51:34.100	22	1:27.276	6.281	93.70	2:12.881	5
9	66	Mike Donovan	ROD	5	Lola T70 Mk3B	51:46.371	22	1:39.547	12.271	93.32	2:14.561	14
10	210	David Tomlin	MAR	5	Lola T210	52:02.468	22	1:55.644	16.097	92.85	2:15.336	20
11	3	Jason Wright	ROD	6	Lola T70 Mk3B	52:03.534	22	1:56.710	1.066	92.81	2:15.645	14
12	34	David Hart	ROD	7	Lola T70 Mk3B	52:15.406	22	2:08.582	11.872	92.46	2:14.470	3
13	57	Graham Adelman-Andrew Willis	MAR	6	Lola T210	50:34.522	21	-- 21 laps	36.221	91.19	2:14.266	19
14	140	James Claridge-Goncalo Gomes	INV	1	Lola T212	50:40.821	21	6.299	6.299	91.01	2:14.983	20
15	76	Matthew Wrigley-Mike Wrigley	MAR	7	Chevron B19	50:46.597	21	12.075	5.776	90.83	2:14.986	7
16	26	Marc Devis	ROD	8	Lola T70 Mk3 Spyder	51:01.053	21	26.531	14.456	90.40	2:19.879	16
17	108	Nick Sleep-Alex Montgomery	ROD	9	Lola Mk3	51:17.522	21	43.000	16.469	89.92	2:17.906	20
18	44	Philip Hall	MAR	8	Lola T212	51:41.057	21	1:06.535	23.535	89.24	2:17.975	7
19	192	Julian Thomas-Calum Lockie	BON	1	Chevron B8	52:00.708	21	1:26.186	19.651	88.68	2:19.726	10
20	29	James Billy Bellinger-Keith Ahlers	HUL	1	Cooper Monaco King	52:24.170	21	1:49.648	23.462	88.01	2:22.151	8
21	12	Paul Allen	INV	2	Lola T212	49:51.348	20	-- 20 laps		88.10	2:21.628	5
22	90	Gregory Thornton	BON	2	Chevron B8	50:12.546	20	21.198	21.198	87.48	2:23.444	5
23	40	Sandy Watson-Martin O'Connell	BON	3	Chevron B8	50:17.210	20	25.862	4.664	87.35	2:18.295	20
24	16	Chris Jolly-Steve Farthing	HUL	2	Cooper Monaco T61M	50:22.657	20	31.309	5.447	87.19	2:23.065	5
25	96	Andrew Beaumont	HUL	3	McLaren M1B	50:29.297	20	37.949	6.640	87.00	2:22.854	18
26	27	John Sheldon	SIF	1	Chevron B16	50:31.420	20	40.072	2.123	86.94	2:22.136	4
27	22	Michiel Smits	HUL	4	Lola T70 Mk1 Spyder	51:17.282	20	1:25.934	45.862	85.64	2:26.010	5
28	19	Andrew Owen	BON	4	Chevron B8	51:19.322	20	1:27.974	2.040	85.59	2:26.510	2
29	2	Harindra De Silva-Timothy De Silva	MAR	9	Taydec Mk3	52:03.743	20	2:12.395	44.421	84.37	2:14.738	20
30	72	Jamie Boot	SIF	2	Chevron B16	52:27.858	20	2:36.510	24.115	83.72	2:30.248	6
31	123	Ross Hyett-Nick Adams	SIF	3	Chevron B16	50:09.270	19	-- 19 laps	13.439	83.20	2:21.374	4
32	136	Andrew Newall-Andrew Garside	HUL	5	Lotus 23B	50:20.238	19	10.968	10.968	82.90	2:29.469	6
33	82	Peter Hallford	INV	3	Chevrolet Corvette	51:00.032	19	50.762	39.794	81.82	2:27.719	2
34	160	Michael Birch	INV	4	Elva GT160	52:02.242	19	1:52.972	1:02.210	80.19	2:38.023	16
35	89	Andrew Banks-Max Banks	ROD	10	McLaren M6B	38:58.831	17	-- 17 laps		95.78	2:10.633	16
36	4	Andrew Kirkaldy-Ross Hyett	MAR	10	Chevron B19	37:18.990	16	-- 16 laps	38.762	94.17	2:11.929	5
		---------- NOT CLASSIFIED ----------										
DNC	18	James Brashaw-Mark Dwyer	ROD		Lola T70 Mk3B	39:20.615	15	-- 15 laps	4:21.927	83.73	2:18.961	7
DNC	88	Richard McAlpine-Chris Keen	HUL		McLaren M1B	43:30.386	15	4:09.771	4:09.771	75.72	2:32.387	3
DNC	73	Keith Martin	MAR		Dulon Dino LD10B	35:49.789	12	-- 12 laps	42.279	73.55	2:37.433	2
DNC	132	Mike Catlow	MAR		Chevron B19	28:13.834	11	-- 11 laps		85.58	2:18.730	3
DNC	177	Tommy Gilmartin	BON		Chevron B8	20:56.352	8	-- 8 laps --	1:12.549	83.91	2:32.567	5
DNC	42	Gavan Kershaw	HUL		Lotus 30	15:35.165	6	-- 6 laps --		84.54	2:28.958	3
DNC	52	Robert Oldershaw	INV		Lola T290	32:46.716	6	17:11.551	17:11.55	40.20	2:14.925	6

Session Start: 19:32:49 - Finish: 20:22:55
Weather/Track Conditions: Sun / Dry
Circuit: Silverstone Grand Prix Wing
Track Length: 5.891 Km - 3.6605 miles

Chief Steward: Marc Van Geel	Steward: Juha Liukkonen	Steward: Rod Parkin

Silverstone Classic - 20 - 22 Jul 2018

Yokohama Trophy For FIA Masters Historic Sports Cars

Race 10 - Final Classification

Sheet No:

---------- FASTEST LAP SUMMARY ----------

NO	DRIVER/S	CLASS	CAR MAKE / MODEL	FASTEST LAP	ON	MPH
89	Banks/Banks	ROD	McLaren M6B	2:10.633	16	100.88
25	Michael Gans	MAR	Lola T290	2:11.808	15	99.98
52	Robert Oldershaw	INV	Lola T290	2:14.925	6	97.67
40	Watson/O'Connell	BON	Chevron B8	2:18.295	20	95.29
123	Hyett/Adams	SIF	Chevron B16	2:21.374	4	93.21
29	Bellinger/Ahlers	HUL	Cooper Monaco King Cobr	2:22.151	8	92.70

Session Start: 19:32:49 - Finish: 20:22:55
Weather/Track Conditions: Sun / Dry
Circuit: Silverstone Grand Prix Wing
Track Length: 5.891 Km - 3.6605 miles

Chief Steward: Marc Van Geel	Steward: Juha Liukkonen	Steward: Rod Parkin

Results Booklet

SilverstoneClassic

20/21/22 JULY 2018

Timing & Results by MST SYSTEMS Ltd.
www.mstworld.com

© MST SYSTEMS Ltd 2018
The Haysfield, Spring Lane North, Malvern WR14 1GF
t: +44 (0) 1684 560614 e: timing@mstworld.com

HSCC

SilverstoneClassic
20/21/22 JULY 2018

Silverstone Grand Prix Circuit

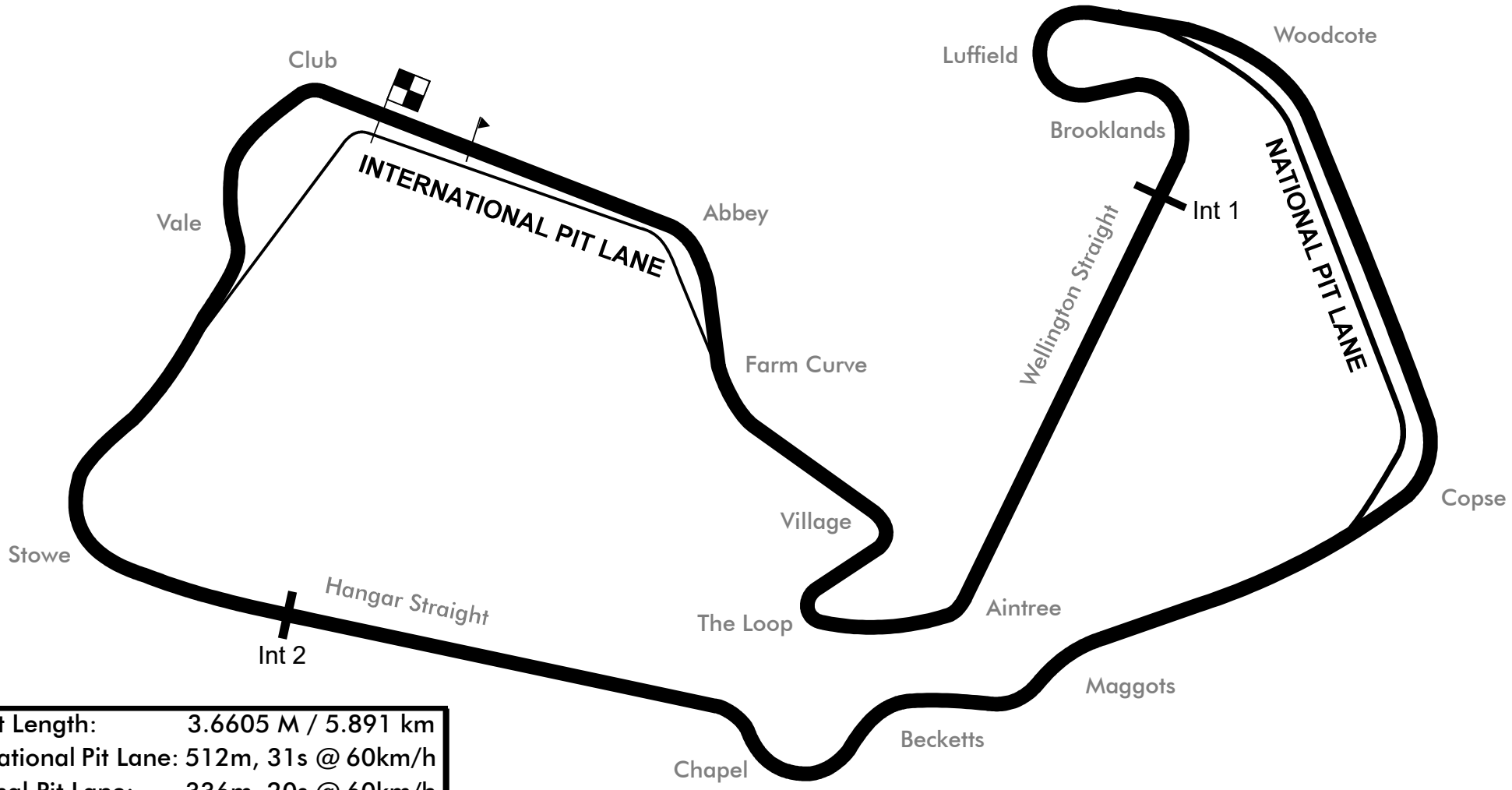

Circuit Length:	3.6605 M / 5.891 km
International Pit Lane:	512m, 31s @ 60km/h
National Pit Lane:	336m, 20s @ 60km/h
Intermediate 1:	1.757 km
Intermediate 2:	4.760 km
Start line offset:	132.3 m

MST

Silverstone Classic - 20 - 22 Jul 2018

Masters Endurance Legends

Qualifying for Race 11 - Provisional Classification

Sheet No:

POS	NO	DRIVER/S	CLASS	CLASS POS	CAR MAKE / MODEL	TIME	ON	LAPS	GAP	DIFF	MPH
1	16	Steve Tandy	3P1	1	Lola B12/60	1:54.496	8	11			115.09
2	34	Michael Lyons	3P2	1	Oreca 03 LMP2	1:54.580	6	14	0.084	0.084	115.01
3	88	Martin Short	2P1	1	Dallara SP1	1:54.793	12	12	0.297	0.213	114.80
4	8	Christophe D'Ansembourg	3P1	2	Lola Aston DBR1-2	1:55.157	10	14	0.661	0.364	114.43
5	7	David Porter	3P1	3	Peugeot 908	1:57.420	14	14	2.924	2.263	112.23
6	6	Massimiliano Girardo	2P1	2	Dallara SP1	1:58.449	13	13	3.953	1.029	111.25
7	15	Gareth Evans	3P1	4	Creation 7	1:59.368	3	12	4.872	0.919	110.40
8	24	Mike Furness	3P2	2	Courage LC75	2:00.738	9	11	6.242	1.370	109.14
9	25	Mike Newton	2P2	1	MG Lola EX257	2:03.275	6	10	8.779	2.537	106.90
10	2	Travis Engen	2P1	3	Audi R8 LMP1	2:05.626	9	12	11.130	2.351	104.90
11	61	Nick Leventis	2GT1	1	Aston Martin DBR9	2:05.758	1	9	11.262	0.132	104.79
12	86	Steve Zacchia	2GT1	2	Ferrari 550 GT1	2:07.641	8	9	13.145	1.883	103.24
13	18	Tom Kimber-Smith	3GT2	1	Aston Martin Vantage GT2	2:08.773	5	9	14.277	1.132	102.33
14	65	James Cottingham	2GT1	3	Ferrari 550	2:09.474	12	12	14.978	0.701	101.78
15	26	James Thorpe	3GT2	2	Ferrari 430	2:14.191	6	7	19.695	4.717	98.20
16	20	Pierre Bruneau	2P2	2	Pilbeam MP91	2:18.015	2	7	23.519	3.824	95.48
17	93	Colin Sowter	3GT2	3	Aston Martin GT2	2:19.524	6	11	25.028	1.509	94.45
18	94	Janos Santa	2GT2	1	Ferrari 360 GT	2:25.939	2	3	31.443	6.415	90.30
19	27	Paul Daniels	3GT2	4	Porsche 997 GT3	2:26.881	11	11	32.385	0.942	89.72
20	171	Steven Read	1GT1	1	Ferrari F40 GTE	2:39.995	9	9	45.499	13.114	82.36
21	11	Keith Frieser	3P2	3	Oreca FLM09			2			0.00

Car 34 - Deletion of fastest qualifying lap, not adhering to Point 10 (track limits) drivers briefing.
Cars 6, 11, 18, 61, 93 & 94 - PLEASE FIT WORKING TRANSPONDERS.

Session Start: 14:49:01 - Finish: 15:18:46
Weather/Track Conditions: Overcast / Dry
Circuit: Silverstone Grand Prix Wing
Track Length: 5.891 Km - 3.6605 miles

These results are provisional until the conclusion of any judicial and technical matters.

FIA Race Director: Richard Cuene-Grandidier	Chief Timekeeper: Nick Palmer	Issued at:

Printed: 20-07-2018

Silverstone Classic - 20 - 22 Jul 2018

Masters Endurance Legends

Qualifying for Race 11 - Final Classification

Sheet No:

POS	NO	DRIVER/S	CLASS	CLASS POS	CAR MAKE / MODEL	TIME	ON	LAPS	GAP	DIFF	MPH
1	16	Steve Tandy	3P1	1	Lola B12/60	1:54.496	8	11			115.09
2	34	Michael Lyons	3P2	1	Oreca 03 LMP2	1:54.580	6	14	0.084	0.084	115.01
3	88	Martin Short	2P1	1	Dallara SP1	1:54.793	12	12	0.297	0.213	114.80
4	8	Christophe D'Ansembourg	3P1	2	Lola Aston DBR1-2	1:55.157	10	14	0.661	0.364	114.43
5	7	David Porter	3P1	3	Peugeot 908	1:57.420	14	14	2.924	2.263	112.23
6	6	Massimiliano Girardo	2P1	2	Dallara SP1	1:58.449	13	13	3.953	1.029	111.25
7	15	Gareth Evans	3P1	4	Creation 7	1:59.368	3	12	4.872	0.919	110.40
8	24	Mike Furness	3P2	2	Courage LC75	2:00.738	9	11	6.242	1.370	109.14
9	25	Mike Newton	2P2	1	MG Lola EX257	2:03.275	6	10	8.779	2.537	106.90
10	2	Travis Engen	2P1	3	Audi R8 LMP1	2:05.626	9	12	11.130	2.351	104.90
11	61	Nick Leventis	2GT1	1	Aston Martin DBR9	2:05.758	1	9	11.262	0.132	104.79
12	86	Steve Zacchia	2GT1	2	Ferrari 550 GT1	2:07.641	8	9	13.145	1.883	103.24
13	18	Tom Kimber-Smith	3GT2	1	Aston Martin Vantage GT2	2:08.773	5	9	14.277	1.132	102.33
14	65	James Cottingham	2GT1	3	Ferrari 550	2:09.474	12	12	14.978	0.701	101.78
15	26	James Thorpe	3GT2	2	Ferrari 430	2:14.191	6	7	19.695	4.717	98.20
16	20	Pierre Bruneau	2P2	2	Pilbeam MP91	2:18.015	2	7	23.519	3.824	95.48
17	93	Colin Sowter	3GT2	3	Aston Martin GT2	2:19.524	6	11	25.028	1.509	94.45
18	94	Janos Santa	2GT2	1	Ferrari 360 GT	2:25.939	2	3	31.443	6.415	90.30
19	27	Paul Daniels	3GT2	4	Porsche 997 GT3	2:26.881	11	11	32.385	0.942	89.72
20	171	Steven Read	1GT1	1	Ferrari F40 GTE	2:39.995	9	9	45.499	13.114	82.36
21	11	Keith Frieser	3P2	3	Oreca FLM09			2			0.00

Session Start: 14:49:01 - Finish: 15:18:46
Weather/Track Conditions: Overcast / Dry
Circuit: Silverstone Grand Prix Wing
Track Length: 5.891 Km - 3.6605 miles

Chief Steward: David Gray	Steward: Fergus Whatling	Steward: Henry Woodgate

Silverstone Classic - 20 - 22 Jul 2018

Masters Endurance Legends

Qualifying for Race 11 - Sector Analysis

2 Travis Engen (2P1) — Audi R8 LMP1

lap	Sect-1	Speed	Sect-2	Speed	Sect-3	Speed	Laptime	Pit	lap	Sect-1	Speed	Sect-2	Speed	Sect-3	Speed	Laptime	Pit
1	Out	125.0	1:07.165	160.2	29.770	105.1	2:20.379		7	38.943	150.5	1:00.823	167.8	27.089	109.5	2:06.855	
2	39.228	157.9	1:01.386	165.7	27.144	114.0	2:07.758		8	37.401	159.0	1:02.189	167.4	27.234	114.2	2:06.824	
3	37.501	145.3	1:04.520	164.9	28.340	106.7	2:10.361		9	37.127	157.2	1:00.370	168.2	28.129	110.8	2:05.626	
4	38.347	152.9	1:02.372	165.7	29.113	100.5	2:09.832		10	38.341	158.6	1:00.419	168.6	27.830	107.2	2:06.590	
5	38.915	128.6	1:01.778	168.2	28.570	95.2	2:09.263		11	38.917	153.2	1:01.044	167.8	28.473	105.6	2:08.434	
6	38.653	153.9	1:01.187	166.5	27.972	104.6	2:07.812		12	39.560	156.1	1:01.167	164.5	In		2:11.795	P

6 Massimiliano Girardo (2P1) — Dallara SP1

lap	Sect-1	Speed	Sect-2	Speed	Sect-3	Speed	Laptime	Pit	lap	Sect-1	Speed	Sect-2	Speed	Sect-3	Speed	Laptime	Pit
1							2:00.082		8							2:02.265	
2							2:03.167		9							1:59.621	
3							2:02.313		10							2:04.579	
4							2:16.085		11							2:03.130	
5							2:09.393		12							2:00.206	
6							2:06.287		13							1:58.449	
7							2:02.408		14								

7 David Porter (3P1) — Peugeot 908

lap	Sect-1	Speed	Sect-2	Speed	Sect-3	Speed	Laptime	Pit	lap	Sect-1	Speed	Sect-2	Speed	Sect-3	Speed	Laptime	Pit
1	Out	120.1	1:07.982	150.5	30.391	111.0	2:21.732		8	36.630	154.6	57.912	165.3	24.748	122.1	1:59.290	
2	37.248	151.5	58.420	165.3	24.955	119.0	2:00.623		9	36.038	156.4	57.247	165.3	25.814	112.6	1:59.099	
3	36.359	156.4	57.869	165.7	25.024	121.4	1:59.252		10	36.683	155.3	1:03.917	159.8	25.660	122.1	2:06.260	
4	36.009	156.8	59.427	166.5	26.524	110.0	2:01.960		11	37.694	153.9	58.047	164.9	26.512	123.6	2:02.253	
5	36.746	151.8	57.948	166.1	In		2:03.416	P	12	35.697	158.3	58.376	162.5	25.028	123.9	1:59.101	
6	Out	143.1	58.894	163.3	26.178	122.3	3:45.054	P	13	35.872	154.6	57.404	165.3	24.819	123.4	1:58.095	
7	36.675	157.5	57.164	164.9	24.715	127.6	1:58.554		14	35.713	156.8	57.200	163.7	24.507	125.2	1:57.420	

8 Christophe D'Ansembourg (3P1) — Lola Aston DBR1-2

lap	Sect-1	Speed	Sect-2	Speed	Sect-3	Speed	Laptime	Pit	lap	Sect-1	Speed	Sect-2	Speed	Sect-3	Speed	Laptime	Pit
1	Out	147.2	1:02.315	144.0	27.106	115.9	2:09.142		8	34.965	161.7	56.754	169.9	24.554	126.4	1:56.273	
2	36.491	159.4	58.232	169.0	26.398	104.6	2:01.121		9	35.491	162.5	59.227	105.0	31.338	127.4	2:06.056	
3	37.479	160.2	56.073	169.0	25.624	120.5	1:59.176		10	34.578	163.7	55.808	170.3	24.771	126.4	1:55.157	
4	35.087	160.9	56.062	170.3	24.757	119.9	1:55.906		11	36.497	147.2	1:02.355	91.6	28.279	126.9	2:07.131	
5	35.520	160.2	56.124	169.9	24.749	123.9	1:56.393		12	34.973	162.9	55.609	170.3	24.630	128.6	1:55.212	
6	36.030	154.3	59.062	169.0	In		2:06.747	P	13	35.122	162.9	59.997	169.0	26.321	121.4	2:01.440	
7	Out	144.0	1:01.943	135.0	26.849	126.4	4:13.954	P	14	35.113	163.7	55.790	171.2	24.501	126.7	1:55.404	

11 Keith Frieser (3P2) — Oreca FLM09

lap	Sect-1	Speed	Sect-2	Speed	Sect-3	Speed	Laptime	Pit	lap	Sect-1	Speed	Sect-2	Speed	Sect-3	Speed	Laptime	Pit
1							2:31.001		2			In		In		13:14.672	P

15 Gareth Evans (3P1) — Creation 7

lap	Sect-1	Speed	Sect-2	Speed	Sect-3	Speed	Laptime	Pit	lap	Sect-1	Speed	Sect-2	Speed	Sect-3	Speed	Laptime	Pit
1	Out	117.5	1:06.399	164.5	27.441	118.8	2:16.735		7	37.366	159.8	58.451	169.5	26.184	121.8	2:02.001	
2	36.910	152.5	59.593	169.9	25.967	122.3	2:02.470		8	36.366	159.0	57.611	169.5	26.068	121.6	2:00.045	
3	35.869	159.4	58.059	169.9	25.440	122.1	1:59.368		9	36.249	157.5	58.133	168.6	26.672	121.4	2:01.054	
4	35.997	157.5	58.641	169.5	26.586	118.6	2:01.224		10	40.399	133.4	1:10.277	137.8	In		2:23.871	P
5	36.170	159.8	58.149	169.5	26.080	119.9	2:00.399		11	Out	143.1	59.166	166.9	26.968	121.0	4:43.030	P
6	42.051	130.1	1:12.012	120.9	32.602	116.1	2:26.665		12	36.517	160.9	58.317	169.5	25.834	123.6	2:00.668	

16 Steve Tandy (3P1) — Lola B12/60

lap	Sect-1	Speed	Sect-2	Speed	Sect-3	Speed	Laptime	Pit	lap	Sect-1	Speed	Sect-2	Speed	Sect-3	Speed	Laptime	Pit
1	Out	118.1	1:07.713	112.0	28.917	109.0	2:20.287		7	Out	140.1	58.837	159.8	25.494	121.6	4:41.506	P
2	37.975	152.2	56.267	162.1	24.824	113.6	1:59.066		8	34.522	154.3	55.471	160.5	24.503	124.3	1:54.496	
3	35.162	155.7	56.663	162.5	24.113	125.2	1:55.938		9	35.839	140.4	1:02.938	157.5	26.904	121.4	2:05.681	
4	35.183	153.9	56.071	162.1	26.993	122.1	1:58.247		10	34.796	155.0	55.578	161.7	24.389	125.2	1:54.763	
5	34.990	154.6	56.040	161.7	24.735	120.3	1:55.765		11	46.778	98.5	1:17.109	100.3	In		2:39.434	P
6	47.060	114.7	1:01.766	132.9	In		2:21.887	P	12								

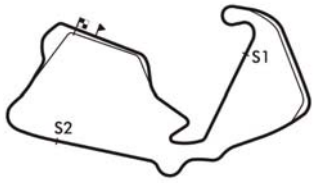

Session Start: 14:49:01 - Finish: 15:18:46
Weather/Track Conditions: Overcast / Dry
Circuit: Silverstone Grand Prix Wing
Track Length: 5.891 Km - 3.6605 miles
Printed: 20-07-2018 - 15:21

MST
Results: www.mstworld.com. Live Timing: https://livetiming.getraceresults.com/mst. Email: timing@mstworld.com

Silverstone Classic - 20 - 22 Jul 2018

Masters Endurance Legends

Qualifying for Race 11 - Sector Analysis

18 Tom Kimber-Smith (3GT2) — Aston Martin Vantage GT2

lap	Sect-1	Speed	Sect-2	Speed	Sect-3	Speed	Laptime	Pit
1							2:17.101	
2							2:14.070	
3							2:12.690	
4			In		In		4:48.492	P
5							2:08.773	
6							2:10.400	
7			In		In		8:33.571	P
8							2:09.410	
9							2:09.532	
10								

20 Pierre Bruneau (2P2) — Pilbeam MP91

lap	Sect-1	Speed	Sect-2	Speed	Sect-3	Speed	Laptime	Pit
1	Out	108.6	1:15.960	131.8	30.776	97.6	2:34.132	
2	42.128	124.5	1:07.081	130.6	28.806	100.8	2:18.015	
3	41.865	123.4	1:07.095	128.6	29.574	85.0	2:18.534	
4	42.235	124.7	1:15.445	70.9	In		2:36.010	P
5	Out	111.5	1:12.631	124.7	30.120	99.7	8:54.652	P
6	44.955	116.3	1:10.936	120.1	30.122	98.7	2:26.013	
7	49.712	85.7	1:22.961	90.3	In		2:48.948	P
8								

24 Mike Furness (3P2) — Courage LC75

lap	Sect-1	Speed	Sect-2	Speed	Sect-3	Speed	Laptime	Pit
1	Out	112.6	1:07.925	153.2	29.483	102.6	2:19.702	
2	39.050	139.8	1:03.122	153.9	27.502	110.6	2:09.674	
3	38.665	135.8	1:02.618	154.6	27.572	110.6	2:08.855	
4	38.294	137.0	1:03.055	153.2	27.377	112.3	2:08.726	
5	40.086	141.3	1:02.550	150.8	In		2:13.424	P
6	Out	146.2	59.621	153.6	26.081	116.7	4:22.032	P
7	36.676	147.5	58.823	153.6	25.586	117.2	2:01.085	
8	36.487	147.8	1:00.093	152.9	26.149	117.4	2:02.729	
9	36.549	148.1	58.875	153.6	25.314	116.1	2:00.738	
10	37.649	147.8	1:00.488	152.9	28.215	115.5	2:06.352	
11	36.554	148.5	1:00.426	136.7	In		2:10.425	P
12								

25 Mike Newton (2P2) — MG Lola EX257

lap	Sect-1	Speed	Sect-2	Speed	Sect-3	Speed	Laptime	Pit
1	Out	134.2	1:05.747	153.9	28.476	106.6	2:15.151	
2	39.590	148.1	1:01.968	157.5	28.129	106.9	2:09.687	
3	44.594	117.5	1:07.764	120.7	In		2:26.148	P
4	Out	148.1	1:01.917	157.9	26.450	113.2	4:56.818	P
5	37.671	150.8	1:00.038	158.3	26.890	114.4	2:04.599	
6	37.525	151.8	59.284	159.4	26.466	117.0	2:03.275	
7	42.240	126.9	1:16.890	91.4	In		2:36.665	P
8	Out	146.5	1:01.889	157.9	27.373	114.4	5:50.528	P
9	38.126	150.8	1:00.913	158.3	27.648	110.8	2:06.687	
10	37.739	150.5	1:20.136	108.1	In		2:33.060	P

26 James Thorpe (3GT2) — Ferrari 430

lap	Sect-1	Speed	Sect-2	Speed	Sect-3	Speed	Laptime	Pit
1	Out	109.8	1:08.842	152.2	29.715	102.8	2:21.763	
2	40.477	147.8	1:05.072	154.3	29.351	101.3	2:14.900	
3	42.120	137.2	1:05.095	154.6	In		2:20.703	P
4	Out	146.5	1:05.809	151.5	28.867	100.5	3:06.223	P
5	40.895	146.5	1:05.428	153.6	28.841	105.2	2:15.164	
6	40.748	141.9	1:04.761	153.9	28.682	105.1	2:14.191	
7	1:05.467	95.7	1:19.824	114.3	In		3:08.751	P
8								

27 Paul Daniels (3GT2) — Porsche 997 GT3

lap	Sect-1	Speed	Sect-2	Speed	Sect-3	Speed	Laptime	Pit
1	Out	82.2	1:28.170	104.4	37.810	83.8	2:57.565	
2	50.466	104.2	1:16.079	119.6	33.461	91.5	2:40.006	
3	47.440	116.7	1:14.608	138.4	34.086	87.6	2:36.134	
4	46.488	125.9	1:13.096	129.1	In		2:34.610	P
5	Out	125.0	1:14.367	132.6	32.247	93.1	4:11.295	P
6	44.552	133.7	1:12.520	133.7	32.683	94.5	2:29.755	
7	44.375	134.8	1:12.372	138.4	31.996	91.7	2:28.743	
8	44.817	133.2	1:12.667	138.1	31.878	94.4	2:29.362	
9	44.180	132.1	1:11.468	138.4	32.379	92.8	2:28.027	
10	46.609	131.6	1:10.587	144.6	31.686	96.0	2:28.882	
11	44.142	133.4	1:11.053	142.5	31.686	95.8	2:26.881	
12								

34 Michael Lyons (3P2) — Oreca 03 LMP2

lap	Sect-1	Speed	Sect-2	Speed	Sect-3	Speed	Laptime	Pit
1	Out	138.9	59.962	153.9	25.631	119.2	2:01.622	
2	35.323	148.5	55.903	156.4	24.211	122.1	1:55.437	
3	35.195	147.5	56.504	156.1	24.352	118.8	1:56.051	
4	35.284	148.5	55.995	156.8	In		1:54.733	P
5	Out	149.1	57.443	152.9	24.692	121.4	5:01.538	P
6	34.801	149.1	55.725	155.3	24.054	121.4	1:54.580	
7	35.159	148.8	55.352	156.1	24.572	121.0	1:55.083	
8	35.021	148.5	55.621	155.7	24.150	122.1	1:54.792	
9	34.717	149.1	1:02.967	88.9	28.079	122.9	2:05.763	
10	34.734	149.1	55.706	156.8	24.819	113.6	1:55.259	
11	35.949	150.1	57.576	156.8	24.600	122.5	1:58.125	
12	34.970	148.8	55.747	156.1	24.205	121.8	1:54.922	
13	34.699	148.5	55.263	156.1	24.078	122.1	1:54.040	
14	34.808	149.1	55.138	157.5	25.498	112.6	1:55.444	

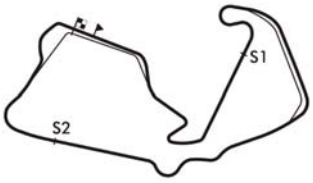

Session Start: 14:49:01 - Finish: 15:18:46
Weather/Track Conditions: Overcast / Dry
Circuit: Silverstone Grand Prix Wing
Track Length: 5.891 Km - 3.6605 miles
Printed: 20-07-2018 - 15:21

MST
Results: www.mstworld.com. Live Timing: https://livetiming.getraceresults.com/mst. Email: timing@mstworld.com

Silverstone Classic - 20 - 22 Jul 2018

Masters Endurance Legends

Qualifying for Race 11 - Sector Analysis

61 Nick Leventis (2GT1) — Aston Martin DBR9

lap	Sect-1	Speed	Sect-2	Speed	Sect-3	Speed	Laptime	Pit
1							2:05.758	
2							2:36.703	
3			In		In		6:07.415	P
4							2:15.086	
5							2:13.968	
6							2:13.841	
7							2:11.995	
8							2:10.194	
9							2:09.275	
10								

65 James Cottingham (2GT1) — Ferrari 550

lap	Sect-1	Speed	Sect-2	Speed	Sect-3	Speed	Laptime	Pit
1	Out	114.9	1:09.509	155.3	30.243	105.9	2:19.737	
2	40.345	144.0	1:03.506	156.1	27.843	111.0	2:11.694	
3	38.868	145.6	1:05.614	153.9	29.417	111.0	2:13.899	
4	39.163	145.9	1:04.546	157.9	28.334	108.8	2:12.043	
5	39.204	144.3	1:02.662	157.2	28.126	108.3	2:09.992	
6	40.622	147.8	1:02.698	156.8	27.922	108.8	2:11.242	
7	39.069	137.5	1:05.549	155.7	27.964	112.4	2:12.582	
8	40.886	146.5	1:02.841	157.2	In		2:22.103	P
9	Out	144.6	1:04.593	156.8	27.767	111.1	6:09.574	P
10	39.079	147.5	1:02.356	156.1	28.569	106.6	2:10.004	
11	39.313	147.5	1:03.565	156.4	27.579	111.3	2:10.457	
12	38.723	147.8	1:02.569	157.2	28.182	109.7	2:09.474	

86 Steve Zacchia (2GT1) — Ferrari 550 GT1

lap	Sect-1	Speed	Sect-2	Speed	Sect-3	Speed	Laptime	Pit
1	Out	91.1	1:23.150	116.5	36.735	78.0	2:52.075	
2	51.933	95.3	1:18.836	138.9	32.636	106.9	2:43.405	
3	39.512	149.1	1:01.311	159.4	27.148	108.3	2:07.971	
4	39.678	149.5	1:01.396	159.0	27.393	112.3	2:08.467	
5	37.986	149.5	1:03.049	153.2	In		2:08.933	P
6	Out	148.8	1:01.818	154.6	28.524	110.4	7:45.836	P
7	38.157	147.2	1:03.418	157.9	27.305	111.9	2:08.880	
8	38.498	150.5	1:01.982	158.6	27.161	110.8	2:07.641	
9	41.145	137.2	1:02.631	139.5	In		2:13.801	P
10								

88 Martin Short (2P1) — Dallara SP1

lap	Sect-1	Speed	Sect-2	Speed	Sect-3	Speed	Laptime	Pit
1	Out	137.2	1:06.308	166.5	27.715	119.7	2:13.991	
2	36.129	159.8	56.537	169.9	25.546	112.1	1:58.212	
3	35.995	159.4	56.631	170.3	25.762	116.1	1:58.388	
4	35.549	160.5	57.342	151.8	30.967	118.8	2:03.858	
5	35.441	160.9	56.756	170.3	25.409	113.6	1:57.606	
6	40.522	135.3	1:06.137	146.2	In		2:11.325	P
7	Out	155.3	1:02.324	166.1	26.578	123.6	4:24.601	P
8	34.994	160.5	56.169	168.6	24.790	122.1	1:55.953	
9	34.948	161.3	56.045	169.0	25.044	120.7	1:56.037	
10	38.535	158.6	57.935	166.5	In		2:02.652	P
11	Out	159.8	57.159	168.2	24.975	124.1	5:15.027	P
12	34.975	160.2	55.376	168.6	24.442	124.3	1:54.793	

93 Colin Sowter (3GT2) — Aston Martin GT2

lap	Sect-1	Speed	Sect-2	Speed	Sect-3	Speed	Laptime	Pit
1							2:23.945	
2							2:20.488	
3							2:20.895	
4							2:20.541	
5							2:19.688	
6							2:19.524	
7							2:20.303	
8							2:32.647	
9							2:20.354	
10							2:31.594	
11							2:27.124	
12								

94 Janos Santa (2GT2) — Ferrari 360 GT

lap	Sect-1	Speed	Sect-2	Speed	Sect-3	Speed	Laptime	Pit
1							4:48.683	
2							2:25.939	
3							2:47.123	
4								

171 Steven Read (1GT1) — Ferrari F40 GTE

lap	Sect-1	Speed	Sect-2	Speed	Sect-3	Speed	Laptime	Pit
1	Out	99.9	1:22.641	112.8	37.164	74.3	2:48.574	
2	51.282	96.7	1:19.486	129.8	35.303	83.1	2:46.071	
3	51.434	114.9	1:17.635	130.6	35.914	78.9	2:44.983	
4	50.776	120.3	1:19.734	127.3	35.077	88.7	2:45.587	
5	53.259	116.9	1:20.685	125.4	35.074	84.5	2:49.018	
6	51.323	108.6	1:18.885	137.5	34.153	88.3	2:44.361	
7	50.580	102.6	1:18.727	133.9	34.347	87.0	2:43.654	
8	50.690	116.5	1:15.965	135.0	34.120	89.7	2:40.775	
9	48.639	115.3	1:17.092	133.7	34.264	80.8	2:39.995	
10								

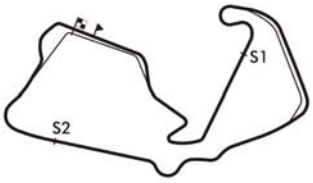

Session Start: 14:49:01 - Finish: 15:18:46
Weather/Track Conditions: Overcast / Dry
Circuit: Silverstone Grand Prix Wing
Track Length: 5.891 Km - 3.6605 miles
Printed: 20-07-2018 - 15:21

MST
Results: www.mstworld.com. Live Timing: https://livetiming.getraceresults.com/mst. Email: timing@mstworld.com

Silverstone Classic - 20 - 22 Jul 2018

Masters Endurance Legends

Qualifying for Race 11 - Best Sector Times

	SECTOR 1			SECTOR 2			SECTOR 3		
	NO	TIME	LAP	NO	TIME	LAP	NO	TIME	LAP
1	16	34.522	8	34	55.138	14	34	24.054	6
2	8	34.578	10	88	55.376	12	16	24.113	3
3	34	34.699	13	16	55.471	8	88	24.442	12
4	88	34.948	9	8	55.609	12	8	24.501	14
5	7	35.697	12	7	57.164	7	7	24.507	14
6	15	35.869	3	15	57.611	8	24	25.314	9
7	24	36.487	8	24	58.823	7	15	25.440	3
8	2	37.127	9	25	59.284	6	25	26.450	4
9	25	37.525	6	2	1:00.370	9	2	27.089	7
10	86	37.986	5	86	1:01.311	3	86	27.148	3
11	65	38.723	12	65	1:02.356	10	65	27.579	11
12	26	40.477	2	26	1:04.761	6	26	28.682	6
13	20	41.865	3	20	1:07.081	2	20	28.806	2
14	27	44.142	11	27	1:10.587	10	27	31.686	10
15	171	48.639	9	171	1:15.965	8	171	34.120	8
16	6			6			6		
17	11			11			11		
18	18			18			18		
19	61			61			61		
20	93			93			93		
21	94			94			94		

IDEAL / BEST LAP COMPARISON

NO	NAME	BEST	IN	IDEAL	DIFF
34	Michael Lyons	1:54.040	13	1:53.891	+0.149
16	Steve Tandy	1:54.496	8	1:54.106	+0.390
88	Martin Short	1:54.793	12	1:54.766	+0.027
8	Christophe D'Ansem	1:55.157	10	1:54.688	+0.469
7	David Porter	1:57.420	14	1:57.368	+0.052
6	Massimiliano Girard	1:58.449	13		+
15	Gareth Evans	1:59.368	3	1:58.920	+0.448
24	Mike Furness	2:00.738	9	2:00.624	+0.114
25	Mike Newton	2:03.275	6	2:03.259	+0.016
2	Travis Engen	2:05.626	9	2:04.586	+1.040
61	Nick Leventis	2:05.758	1		+
86	Steve Zacchia	2:07.641	8	2:06.445	+1.196
18	Tom Kimber-Smith	2:08.773	5		+
65	James Cottingham	2:09.474	12	2:08.658	+0.816
26	James Thorpe	2:14.191	6	2:13.920	+0.271
20	Pierre Bruneau	2:18.015	2	2:17.752	+0.263
93	Colin Sowter	2:19.524	6		+
94	Janos Santa	2:25.939	2		+
27	Paul Daniels	2:26.881	11	2:26.415	+0.466
171	Steven Read	2:39.995	9	2:38.724	+1.271
11	Keith Frieser				+

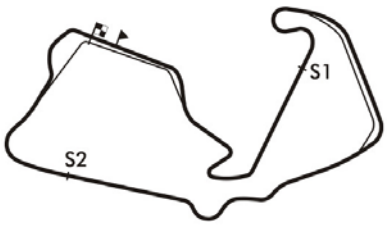

Session Start: 14:49:01 - Finish: 15:18:46
Weather/Track Conditions: Overcast / Dry
Circuit: Silverstone Grand Prix Wing
Track Length: 5.891 Km - 3.6605 miles

Printed: 20-07-2018 - 15:22

Silverstone Classic - 20 - 22 Jul 2018

Masters Endurance Legends

Qualifying for Race 11 - Best Sector Speeds

	NO	SECTOR 1	MPH	NO	SECTOR 2	MPH	NO	SECTOR 3	MPH
1	8	Christophe D'Ansembourg	163.7	8	Christophe D'Ansembourg	171.2	8	Christophe D'Ansembourg	128.6
2	88	Martin Short	161.3	88	Martin Short	170.3	7	David Porter	127.6
3	15	Gareth Evans	160.9	15	Gareth Evans	169.9	16	Steve Tandy	125.2
4	2	Travis Engen	159.0	2	Travis Engen	168.6	88	Martin Short	124.3
5	7	David Porter	158.3	7	David Porter	166.5	15	Gareth Evans	123.6
6	16	Steve Tandy	155.7	16	Steve Tandy	162.5	34	Michael Lyons	122.9
7	25	Mike Newton	151.8	25	Mike Newton	159.4	24	Mike Furness	117.4
8	86	Steve Zacchia	150.5	86	Steve Zacchia	159.4	25	Mike Newton	117.0
9	34	Michael Lyons	150.1	65	James Cottingham	157.9	2	Travis Engen	114.2
10	24	Mike Furness	148.5	34	Michael Lyons	157.5	65	James Cottingham	112.4
11	26	James Thorpe	147.8	24	Mike Furness	154.6	86	Steve Zacchia	112.3
12	65	James Cottingham	147.8	26	James Thorpe	154.6	26	James Thorpe	105.2
13	27	Paul Daniels	134.8	27	Paul Daniels	144.6	20	Pierre Bruneau	100.8
14	20	Pierre Bruneau	124.7	171	Steven Read	137.5	27	Paul Daniels	96.0
15	171	Steven Read	120.3	20	Pierre Bruneau	131.8	171	Steven Read	89.7
16	6	Massimiliano Girardo	0.0	6	Massimiliano Girardo	0.0	6	Massimiliano Girardo	0.0
17	11	Keith Frieser	0.0	11	Keith Frieser	0.0	11	Keith Frieser	0.0
18	18	Tom Kimber-Smith	0.0	18	Tom Kimber-Smith	0.0	18	Tom Kimber-Smith	0.0
19	61	Nick Leventis	0.0	61	Nick Leventis	0.0	61	Nick Leventis	0.0
20	93	Colin Sowter	0.0	93	Colin Sowter	0.0	93	Colin Sowter	0.0
21	94	Janos Santa	0.0	94	Janos Santa	0.0	94	Janos Santa	0.0

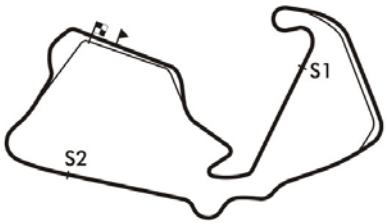

Session Start: 14:49:01 - Finish: 15:18:46
Weather/Track Conditions: Overcast / Dry
Circuit: Silverstone Grand Prix Wing
Track Length: 5.891 Km - 3.6605 miles

Printed: 20-07-2018 - 15:23

Silverstone Classic - 20 - 22 Jul 2018

Masters Endurance Legends

Race 11 - Starting Grid

Sheet No:

Start Time : 20:30 - Heat Duration : 30 Minutes

ROW							
11	21	11	Keith Frieser				
10	19	27	Paul Daniels	20	171	Steven Read
9	17	93	Colin Sowter	18	94	Janos Santa
8	15	26	James Thorpe	16	20	P. Bruneau / M. Rostan
7	13	18	Tom Kimber-Smith	14	65	James Cottingham
6	11	61	Nick Leventis	12	86	Steve Zacchia
5	9	25	Mike Newton	10	2	Travis Engen
4	7	15	Gareth Evans	8	24	Mike Furness
3	5	7	David Porter	6	6	Massimiliano Girardo
2	3	88	Martin Short	4	8	Christophe D'Ansembourg
1	1	16	Steve Tandy	2	34	Michael Lyons

Pole Right

Circuit: Silverstone Grand Prix Wing
Track Length: 5.891 Km - 3.6605 miles

Chief Steward: David Gray	Steward: Fergus Whatling	Steward: Henry Woodgate

Silverstone Classic - 20 - 22 Jul 2018

Masters Endurance Legends

Race 11 - Provisional Classification

Sheet No:

POS	NO	DRIVER/S	NAT	CLASS	CLASS POS	CAR MAKE / MODEL	TIME	LAPS	GAP	DIFF	MPH	BEST	ON
1	16	Steve Tandy		3P1	1	Lola B12/60	23:00.503	11	-- 11 laps		105.0	1:56.241	11
2	8	Christophe D'Ansembourg		3P1	2	Lola Aston DBR1-2	23:15.256	11	14.753	14.753	103.8	1:55.704	3
3	88	Martin Short		2P1	1	Dallara SP1	23:16.264	11	15.761	1.008	103.8	1:57.031	5
4	7	David Porter		3P1	3	Peugeot 908	23:19.021	11	18.518	2.757	103.6	1:57.328	2
5	34	Michael Lyons		3P2	1	Oreca 03 LMP2	23:31.485	11	30.982	12.464	102.6	1:54.898	5
6	6	Massimiliano Girardo		2P1	2	Dallara SP1	23:32.336	11	31.833	0.851	102.6	1:57.787	9
7	15	Gareth Evans		3P1	4	Creation 7	24:17.989	11	1:17.486	45.653	99.42	2:00.983	3
8	2	Travis Engen		2P1	3	Audi R8 LMP1	25:01.250	11	2:00.747	43.261	96.55	2:05.375	6
9	25	Mike Newton		2P2	1	MG Lola EX257	23:14.436	10	-- 10 laps	19.484	94.50	2:05.576	5
10	65	James Cottingham		2GT1	1	Ferrari 550	23:24.798	10	10.362	10.362	93.80	2:09.297	4
11	24	Mike Furness		3P2	2	Courage LC75	23:25.933	10	11.497	1.135	93.73	2:08.354	4
12	11	Keith Frieser		3P2	3	Oreca FLM09	23:31.004	10	16.568	5.071	93.39	2:06.432	4
13	86	Steve Zacchia		2GT1	2	Ferrari 550 GT1	23:48.090	10	33.654	17.086	92.27	2:07.085	7
14	18	Tom Kimber-Smith		3GT2	1	Aston Martin Vantage	24:04.532	10	50.096	16.442	91.22	2:09.514	8
15	26	James Thorpe		3GT2	2	Ferrari 430	24:41.312	10	1:26.876	36.780	88.96	2:15.564	5
16	93	Colin Sowter		3GT2	3	Aston Martin GT2	25:16.616	10	2:02.180	35.304	86.89	2:21.380	4
17	27	Paul Daniels		3GT2	4	Porsche 997 GT3	23:07.489	9	-- 9 laps --	13.231	85.48	2:21.355	6
18	171	Steven Read		1GT1	1	Ferrari F40 GTE	24:41.486	9	1:33.997	1:33.997	80.05	2:39.105	6
19	20	Pierre Bruneau-Mark Rostan		2P2	2	Pilbeam MP91	21:41.930	8	-- 8 laps --		80.97	2:11.072	5
		---------- NOT CLASSIFIED ----------											
DNC	94	Janos Santa		2GT2		Ferrari 360 GT	4:58.459	2	-- 2 laps --	22.784	88.30	2:26.056	2
DNC	61	Nick Leventis		2GT1		Aston Martin DBR9							

---------- FASTEST LAP SUMMARY ----------

NO	DRIVER/S	CLASS	CAR MAKE / MODEL	FASTEST LAP	ON	MPH
34	Michael Lyons	3P2	Oreca 03 LMP2	1:54.898	5	114.69
8	Christophe D'Ansembourg	3P1	Lola Aston DBR1-2	1:55.704	3	113.89
88	Martin Short	2P1	Dallara SP1	1:57.031	5	112.60
25	Mike Newton	2P2	MG Lola EX257	2:05.576	5	104.94
86	Steve Zacchia	2GT1	Ferrari 550 GT1	2:07.085	7	103.69
18	Tom Kimber-Smith	3GT2	Aston Martin Vantage GT2	2:09.514	8	101.75
94	Janos Santa	2GT2	Ferrari 360 GT	2:26.056	2	90.22
171	Steven Read	1GT1	Ferrari F40 GTE	2:39.105	6	82.82

Session Start: 20:42:55 - Finish: 21:05:56
Weather/Track Conditions: Cloud / Dry
Circuit: Silverstone Grand Prix Wing

FIA Race Director: Richard Cuene-Grandidier	Chief Timekeeper: Nick Palmer	Issued at:

Silverstone Classic - 20 - 22 Jul 2018

Masters Endurance Legends

Race 11 - Sector Analysis

2 Travis Engen (2P1) — Audi R8 LMP1

lap	Sect-1	Speed	Sect-2	Speed	Sect-3	Speed	Laptime	Pit
1		147.8	1:01.917	167.8	26.905	112.8	2:15.218	
2	38.391	153.6	1:00.790	167.8	29.820	106.4	2:09.001	
3	39.278	155.3	1:01.516	168.2	28.786	110.6	2:09.580	
4	39.076	155.0	1:01.516	167.4	27.548	112.8	2:08.140	
5	38.556	154.6	1:01.548	168.6	27.053	115.7	2:07.157	
6	38.338	156.8	59.973	168.6	27.064	119.2	2:05.375	
7	38.296	153.2	1:00.869	167.8	27.750	108.1	2:06.915	
8	38.811	155.0	1:00.786	167.4	In		2:07.914	P
9	Out	153.2	1:02.274	167.8	27.929	106.9	3:38.282	P
10	39.265	152.5	1:01.080	169.0	27.025	118.2	2:07.370	
11	39.098	155.3	1:00.766	162.9	26.434	118.4	2:06.298	
12								

6 Massimiliano Girardo (2P1) — Dallara SP1

lap	Sect-1	Speed	Sect-2	Speed	Sect-3	Speed	Laptime	Pit
1		147.8	58.346	166.9	25.527	124.8	2:05.455	
2	36.717	155.7	56.891	166.9	25.211	126.4	1:58.819	
3	36.452	157.2	56.454	167.8	25.059	125.7	1:57.965	
4	36.511	157.9	57.269	166.5	24.911	125.7	1:58.691	
5	36.246	157.9	56.763	168.6	25.305	122.7	1:58.314	
6	36.568	157.9	59.450	167.4	In		2:03.492	P
7	Out	156.8	56.864	167.8	25.092	125.5	3:33.737	P
8	35.907	158.3	57.173	165.7	25.480	123.2	1:58.560	
9	36.564	157.9	56.522	167.8	24.701	126.7	1:57.787	
10	36.034	152.9	57.001	168.2	24.869	127.6	1:57.904	
11	36.262	157.2	58.132	166.1	27.218	126.4	2:01.612	
12								

7 David Porter (3P1) — Peugeot 908

lap	Sect-1	Speed	Sect-2	Speed	Sect-3	Speed	Laptime	Pit
1		153.6	58.873	165.7	24.898	127.1	2:04.296	
2	36.128	157.2	56.221	165.7	24.979	127.9	1:57.328	
3	35.914	156.8	56.943	165.7	24.502	125.9	1:57.359	
4	35.966	156.8	57.164	165.3	24.649	127.9	1:57.779	
5	36.483	156.1	57.660	165.3	24.385	124.8	1:58.528	
6	36.484	155.0	58.920	165.7	24.433	124.5	1:59.837	
7	37.320	154.6	58.546	166.1	24.812	114.4	2:00.678	
8	37.100	154.3	57.839	164.9	24.852	122.9	1:59.791	
9	36.847	152.9	57.067	165.7	In		2:00.755	P
10	Out	154.6	58.885	165.3	24.563	125.2	3:24.364	P
11	36.246	154.6	57.696	165.7	24.364	127.6	1:58.306	
12								

8 Christophe D'Ansembourg (3P1) — Lola Aston DBR1-2

lap	Sect-1	Speed	Sect-2	Speed	Sect-3	Speed	Laptime	Pit
1		145.6	58.921	171.2	24.966	128.4	2:03.404	
2	35.888	162.5	56.677	172.1	24.973	129.6	1:57.538	
3	35.304	163.3	55.812	172.5	24.588	129.1	1:55.704	
4	35.577	162.1	56.567	171.2	24.539	128.1	1:56.683	
5	35.497	162.1	56.226	171.6	24.289	129.6	1:56.012	
6	36.815	157.5	56.321	171.6	24.658	130.9	1:57.794	
7	35.054	161.7	57.685	170.3	24.664	128.1	1:57.403	
8	35.938	158.3	57.992	171.6	In		2:03.325	P
9	Out	155.7	56.945	171.2	24.892	124.1	3:30.675	P
10	37.065	163.3	57.011	170.8	24.937	132.9	1:59.013	
11	36.085	157.9	57.254	171.6	24.366	132.7	1:57.705	
12								

11 Keith Frieser (3P2) — Oreca FLM09

lap	Sect-1	Speed	Sect-2	Speed	Sect-3	Speed	Laptime	Pit
1		140.4	1:03.221	154.6	29.054	105.2	2:33.605	
2	39.733	148.8	1:01.054	158.6	28.473	113.2	2:09.260	
3	38.380	150.1	1:00.381	158.6	28.001	109.5	2:06.762	
4	38.601	149.8	1:00.889	159.0	26.942	111.9	2:06.432	
5	38.338	149.8	1:00.687	157.9	27.619	105.7	2:06.644	
6	1:00.755	138.1	1:04.785	157.9	27.605	108.1	2:33.145	
7	39.893	146.2	1:00.553	157.5	27.165	109.7	2:07.611	
8	38.571	149.1	1:01.656	156.8	In		2:08.201	P
9	Out	147.5	1:02.470	133.2	27.152	113.6	3:32.397	P
10	38.420	149.8	1:01.352	157.2	27.175	109.0	2:06.947	

15 Gareth Evans (3P1) — Creation 7

lap	Sect-1	Speed	Sect-2	Speed	Sect-3	Speed	Laptime	Pit
1		157.9	58.613	171.6	26.050	123.4	2:07.079	
2	36.858	157.2	58.256	171.2	26.202	121.6	2:01.316	
3	36.717	157.5	58.369	170.8	25.897	122.5	2:00.983	
4	36.785	154.3	59.496	169.9	26.285	121.4	2:02.566	
5	37.334	159.4	59.266	170.3	26.235	122.9	2:02.835	
6	37.430	158.6	59.336	169.9	26.126	124.1	2:02.892	
7	37.436	155.0	1:02.242	167.4	In		2:06.837	P
8	Out	153.2	59.174	170.3	26.261	123.6	3:45.906	P
9	37.124	158.3	58.123	170.8	25.795	125.5	2:01.042	
10	36.703	156.8	58.961	170.3	25.837	125.2	2:01.501	
11	37.977	147.8	1:00.507	170.3	26.548	124.1	2:05.032	
12								

16 Steve Tandy (3P1) — Lola B12/60

lap	Sect-1	Speed	Sect-2	Speed	Sect-3	Speed	Laptime	Pit
1		150.8	57.661	161.3	24.324	126.7	2:00.933	
2	35.768	152.2	56.824	162.1	24.995	126.7	1:57.587	
3	35.413	152.5	56.458	161.7	24.848	125.5	1:56.719	
4	36.980	152.2	57.158	161.7	24.727	127.1	1:58.865	
5	35.666	153.9	56.262	161.3	24.546	125.9	1:56.474	
6	36.410	151.5	56.252	162.1	In		1:58.164	P
7	Out	151.5	56.347	162.1	24.335	125.9	3:20.773	P
8	36.228	152.9	56.410	162.1	24.769	126.7	1:57.407	
9	35.403	153.6	57.589	161.3	24.283	126.2	1:57.275	
10	36.373	150.1	59.218	160.9	24.474	125.5	2:00.065	
11	35.810	153.6	56.182	161.7	24.249	125.7	1:56.241	
12								

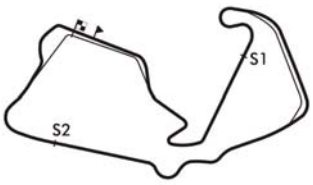

Session Start: 20:42:55 - Finish: 21:05:56
Weather/Track Conditions: Cloud / Dry
Circuit: Silverstone Grand Prix Wing
Track Length: 5.891 Km - 3.6605 miles
Printed: 21-07-2018 - 21:09

MST
Results: www.mstworld.com. Live Timing: https://livetiming.getraceresults.com/mst. Email: timing@mstworld.com

Silverstone Classic - 20 - 22 Jul 2018

Masters Endurance Legends

Race 11 - Sector Analysis

18 Tom Kimber-Smith (3GT2) — Aston Martin Vantage GT2

lap	Sect-1	Speed	Sect-2	Speed	Sect-3	Speed	Laptime	Pit	lap	Sect-1	Speed	Sect-2	Speed	Sect-3	Speed	Laptime	Pit
1		132.6	1:03.961	151.5	27.984	109.2	2:19.549		6	41.117	140.7	1:03.655	149.1	In		2:11.832	P
2	39.865	140.4	1:03.181	150.8	27.650	110.8	2:10.696		7	Out		In	149.1	27.401	111.0	4:22.208	P
3	39.669	143.1	1:02.999	149.8	27.419	111.9	2:10.087		8				149.8	27.148	111.5	2:09.514	
4	39.415	137.5	1:02.777	149.8	27.350	111.9	2:09.542		9	39.436	140.1	1:02.739	150.1	27.821	112.4	2:09.996	
5	39.507	139.5	1:03.642	149.5	27.739	109.9	2:10.888		10	39.421	137.5	1:03.160	149.8	27.639	110.6	2:10.220	

20 P. Bruneau / M. Rostan (2P2) — Pilbeam MP91

lap	Sect-1	Speed	Sect-2	Speed	Sect-3	Speed	Laptime	Pit	lap	Sect-1	Speed	Sect-2	Speed	Sect-3	Speed	Laptime	Pit
1		135.0	1:05.328	145.6	27.639	105.7	2:22.182		5	40.078	135.6	1:03.530	143.7	27.464	107.9	2:11.072	
2	41.201	133.9	1:04.815	144.3	27.477	106.7	2:13.493		6	42.946	131.1	1:05.308	132.6	In		2:18.145	P
3	41.455	131.1	1:04.654	142.5	28.899	108.3	2:15.008		7	Out	101.5	1:22.007	85.4	36.125	65.6	4:19.225	P
4	41.371	134.5	1:03.822	143.4	27.226	107.2	2:12.419		8	1:07.487	56.8	1:58.651	60.7	44.248	52.2	3:50.386	

24 Mike Furness (3P2) — Courage LC75

lap	Sect-1	Speed	Sect-2	Speed	Sect-3	Speed	Laptime	Pit	lap	Sect-1	Speed	Sect-2	Speed	Sect-3	Speed	Laptime	Pit
1		136.4	1:01.463	153.9	27.761	111.1	2:13.257		6	Out	140.4	1:01.686	154.3	26.906	110.4	3:38.842	P
2	38.688	141.0	1:02.372	153.2	30.189	100.8	2:11.249		7	39.482	144.3	1:03.805	153.6	27.569	112.1	2:10.856	
3	39.776	143.7	1:02.410	153.9	27.366	109.7	2:09.552		8	40.421	135.6	1:06.471	155.0	27.590	113.2	2:14.482	
4	39.507	144.0	1:02.232	155.0	26.615	114.8	2:08.354		9	40.654	141.6	1:03.795	153.2	27.614	112.4	2:12.063	
5	38.858	141.3	1:02.062	155.3	In		2:13.417	P	10	40.740	140.7	1:05.453	152.2	27.668	108.4	2:13.861	

25 Mike Newton (2P2) — MG Lola EX257

lap	Sect-1	Speed	Sect-2	Speed	Sect-3	Speed	Laptime	Pit	lap	Sect-1	Speed	Sect-2	Speed	Sect-3	Speed	Laptime	Pit
1		137.2	1:01.487	158.6	28.021	100.0	2:36.326		6	39.873	144.9	1:01.278	159.0	27.538	110.8	2:08.689	
2	39.593	147.8	59.047	160.9	28.679	112.6	2:07.319		7	40.459	147.5	1:00.599	159.8	In		2:09.970	P
3	39.026	146.2	59.084	160.9	27.480	111.5	2:05.590		8	Out	145.3	1:01.849	160.2	27.162	113.0	3:38.864	P
4	38.734	150.1	1:00.393	160.2	27.220	113.6	2:06.347		9	39.396	148.8	1:02.089	155.7	26.726	114.4	2:08.211	
5	38.390	148.5	1:00.228	160.9	26.958	116.3	2:05.576		10	39.801	145.6	1:01.166	157.2	26.577	117.0	2:07.544	

26 James Thorpe (3GT2) — Ferrari 430

lap	Sect-1	Speed	Sect-2	Speed	Sect-3	Speed	Laptime	Pit	lap	Sect-1	Speed	Sect-2	Speed	Sect-3	Speed	Laptime	Pit
1		137.8	1:05.352	155.7	30.596	101.7	2:25.909		6	41.558	142.5	1:06.684	153.6	29.701	104.2	2:17.943	
2	41.563	143.4	1:05.605	155.0	29.398	106.2	2:16.566		7	42.327	137.2	1:05.916	150.5	28.913	102.8	2:17.156	
3	43.196	141.9	1:06.131	153.9	29.462	102.8	2:18.789		8	42.083	136.1	1:05.695	154.3	In		2:24.959	P
4	41.358	141.3	1:05.808	153.6	29.174	106.1	2:16.340		9	Out	141.9	1:07.370	152.5	28.821	104.4	3:49.239	P
5	41.563	143.7	1:05.237	153.9	28.764	103.9	2:15.564		10	41.625	149.8	1:06.425	153.6	30.797	96.6	2:18.847	

27 Paul Daniels (3GT2) — Porsche 997 GT3

lap	Sect-1	Speed	Sect-2	Speed	Sect-3	Speed	Laptime	Pit	lap	Sect-1	Speed	Sect-2	Speed	Sect-3	Speed	Laptime	Pit
1		129.6	1:10.488	131.6	31.179	93.0	2:36.125		6	43.005	121.6	1:08.605	147.2	29.745	103.9	2:21.355	
2	44.077	132.9	1:09.187	147.2	29.881	101.6	2:23.145		7	43.940	131.8	1:09.116	144.3	In		2:23.784	P
3	45.500	131.1	1:09.087	142.5	30.072	99.3	2:24.659		8	Out	119.0	1:10.366	145.9	30.142	104.7	3:50.576	P
4	43.232	132.9	1:08.124	147.8	30.252	97.6	2:21.608		9	43.404	133.7	1:08.923	136.7	31.057	99.9	2:23.384	
5	44.308	134.5	1:08.926	145.9	29.619	103.8	2:22.853		10								

34 Michael Lyons (3P2) — Oreca 03 LMP2

lap	Sect-1	Speed	Sect-2	Speed	Sect-3	Speed	Laptime	Pit	lap	Sect-1	Speed	Sect-2	Speed	Sect-3	Speed	Laptime	Pit
1		148.5	58.734	159.0	24.534	123.6	2:02.466		7	35.152	149.5	55.398	158.6	24.905	111.9	1:55.455	
2	35.484	148.8	56.046	158.3	24.913	121.8	1:56.443		8	36.543	148.5	54.918	157.9	23.979	126.4	1:55.440	
3	35.809	149.1	56.037	159.0	24.775	121.8	1:56.621		9	35.367	149.1	56.090	157.9	23.983	125.7	1:55.440	
4	36.131	147.8	55.127	158.3	23.828	126.2	1:55.086		10	35.313	149.1	55.827	157.5	In		1:55.809	P
5	35.139	148.8	55.303	157.9	24.456	115.3	1:54.898		11	Out	148.1	55.754	158.6	25.020	124.8	4:08.832	P
6	36.063	148.1	55.060	158.3	23.872	126.2	1:54.995		12								

61 Nick Leventis (2GT1) — Aston Martin DBR9

lap	Sect-1	Speed	Sect-2	Speed	Sect-3	Speed	Laptime	Pit	lap	Sect-1	Speed	Sect-2	Speed	Sect-3	Speed	Laptime	Pit

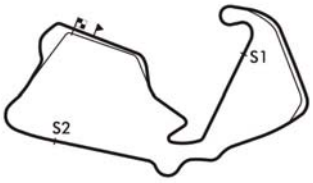

Session Start: 20:42:55 - Finish: 21:05:56
Weather/Track Conditions: Cloud / Dry
Circuit: Silverstone Grand Prix Wing
Track Length: 5.891 Km - 3.6605 miles
Printed: 21-07-2018 - 21:09

MST
Results: www.mstworld.com. Live Timing: https://livetiming.getraceresults.com/mst. Email: timing@mstworld.com

Silverstone Classic - 20 - 22 Jul 2018

Masters Endurance Legends

Race 11 - Sector Analysis

65 James Cottingham (2GT1) — Ferrari 550

lap	Sect-1	Speed	Sect-2	Speed	Sect-3	Speed	Laptime	Pit
1		136.7	1:04.122	157.2	28.117	112.3	2:20.022	
2	39.665	143.1	1:03.339	158.6	28.414	113.0	2:11.418	
3	39.374	143.1	1:02.422	158.6	27.976	115.1	2:09.772	
4	39.385	145.9	1:02.296	159.0	27.616	114.9	2:09.297	
5	39.623	144.9	1:03.146	147.5	29.194	106.6	2:11.963	
6	41.013	145.3	1:02.565	157.9	In		2:11.911	P
7	Out	146.8	1:02.888	156.8	27.707	114.6	3:33.497	P
8	39.742	146.2	1:03.660	157.2	28.280	110.4	2:11.682	
9	41.173	138.7	1:04.331	159.0	27.753	113.4	2:13.257	
10	40.163	146.2	1:04.171	158.3	27.645	115.5	2:11.979	

86 Steve Zacchia (2GT1) — Ferrari 550 GT1

lap	Sect-1	Speed	Sect-2	Speed	Sect-3	Speed	Laptime	Pit
1		137.5	1:03.788	159.4	28.590	111.1	2:19.420	
2	39.289	148.1	1:02.562	158.6	27.842	113.8	2:09.693	
3	38.722	150.1	1:01.990	160.5	27.823	111.3	2:08.535	
4	38.927	149.5	1:01.646	160.9	27.486	113.6	2:08.059	
5	38.682	150.8	1:03.001	160.2	27.267	114.9	2:08.950	
6	38.820	148.8	1:01.507	160.2	27.149	114.6	2:07.476	
7	38.597	149.5	1:01.486	160.2	27.002	110.2	2:07.085	
8	39.521	150.5	1:01.372	159.8	27.104	114.8	2:07.997	
9	38.758	148.8	1:02.012	154.3	In		2:09.130	P
10	Out	146.2	1:01.674	159.8	27.168	114.8	4:21.745	P

88 Martin Short (2P1) — Dallara SP1

lap	Sect-1	Speed	Sect-2	Speed	Sect-3	Speed	Laptime	Pit
1		157.5	58.168	169.9	25.454	121.6	2:02.898	
2	36.226	158.6	56.276	170.8	24.785	125.7	1:57.287	
3	36.034	160.9	57.120	171.6	24.983	125.2	1:58.137	
4	35.926	158.6	56.351	170.3	24.857	122.3	1:57.134	
5	35.672	160.9	56.371	170.8	24.988	125.0	1:57.031	
6	36.570	155.3	56.770	169.9	24.978	121.4	1:58.318	
7	35.906	160.5	56.545	171.2	25.914	124.5	1:58.365	
8	35.951	160.2	56.588	171.6	25.255	109.3	1:57.794	
9	36.908	161.3	57.573	169.9	In		2:01.092	P
10	Out	160.2	58.114	170.8	25.017	122.3	3:30.651	P
11	36.042	162.1	56.956	170.3	24.559	126.4	1:57.557	
12								

93 Colin Sowter (3GT2) — Aston Martin GT2

lap	Sect-1	Speed	Sect-2	Speed	Sect-3	Speed	Laptime	Pit
1		131.3	1:10.391	145.3	30.767	101.9	2:33.342	
2	44.016	133.4	1:09.134	145.6	31.565	99.3	2:24.715	
3	43.532	127.6	1:09.859	145.9	30.465	102.3	2:23.856	
4	42.755	131.8	1:08.346	146.2	30.279	99.6	2:21.380	
5	44.141	129.8	1:10.160	146.8	29.677	100.3	2:23.978	
6	42.780	134.5	1:08.554	144.6	30.552	98.6	2:21.886	
7	42.895	135.3	1:08.275	143.4	30.219	100.9	2:21.389	
8	43.141	131.8	1:09.980	144.3	In		2:21.940	P
9	Out	128.1	1:08.583	146.2	29.931	101.9	3:41.772	P
10	42.921	132.1	1:09.227	146.2	30.210	100.8	2:22.358	

94 Janos Santa (2GT2) — Ferrari 360 GT

lap	Sect-1	Speed	Sect-2	Speed	Sect-3	Speed	Laptime	Pit
1		133.9	1:10.511	144.3	30.540	102.6	2:32.403	
2	44.052	129.3	1:09.370	144.9	32.634	100.8	2:26.056	

171 Steven Read (1GT1) — Ferrari F40 GTE

lap	Sect-1	Speed	Sect-2	Speed	Sect-3	Speed	Laptime	Pit
1		116.5	1:18.428	132.6	35.856	85.4	2:56.311	
2	51.931	107.5	1:19.602	133.9	35.978	89.5	2:47.511	
3	51.867	120.3	1:16.383	136.4	34.502	93.0	2:42.752	
4	50.510	104.4	1:18.219	136.7	35.707	90.1	2:44.436	
5	51.685	122.7	1:18.273	129.3	34.342	91.8	2:44.300	
6	48.667	109.5	1:17.579	135.0	32.859	93.8	2:39.105	
7	50.696	115.3	1:17.811	136.1	35.267	90.2	2:43.774	
8	50.104	104.5	1:17.100	137.2	33.105	88.2	2:40.309	
9	50.889	110.2	1:18.303	134.8	33.796	74.0	2:42.988	
10								

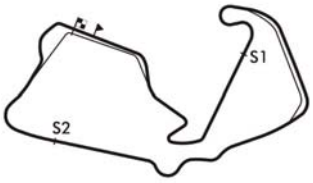

Session Start: 20:42:55 - Finish: 21:05:56
Weather/Track Conditions: Cloud / Dry
Circuit: Silverstone Grand Prix Wing
Track Length: 5.891 Km - 3.6605 miles
Printed: 21-07-2018 - 21:09

MST
Results: www.mstworld.com. Live Timing: https://livetiming.getraceresults.com/mst. Email: timing@mstworld.com

Silverstone Classic - 20 - 22 Jul 2018

Masters Endurance Legends

Race 11 - Best Sector Times

	SECTOR 1			SECTOR 2			SECTOR 3		
	NO	TIME	LAP	NO	TIME	LAP	NO	TIME	LAP
1	8	35.054	7	34	54.918	8	34	23.828	4
2	34	35.139	5	8	55.812	3	16	24.249	11
3	16	35.403	9	16	56.182	11	8	24.289	5
4	88	35.672	5	7	56.221	2	7	24.364	11
5	6	35.907	8	88	56.276	2	88	24.559	11
6	7	35.914	3	6	56.454	3	6	24.701	9
7	15	36.703	10	15	58.123	9	15	25.795	9
8	2	38.296	7	25	59.047	2	2	26.434	11
9	11	38.338	5	2	59.973	6	25	26.577	10
10	25	38.390	5	11	1:00.381	3	24	26.615	4
11	86	38.597	7	86	1:01.372	8	11	26.942	4
12	24	38.688	2	24	1:01.463	1	86	27.002	7
13	65	39.374	3	65	1:02.296	4	18	27.148	8
14	18	39.415	4	18	1:02.739	9	20	27.226	4
15	20	40.078	5	61			65	27.616	4
16	26	41.358	4	20	1:03.530	5	26	28.764	5
17	93	42.755	4	26	1:05.237	5	27	29.619	5
18	27	43.005	6	27	1:08.124	4	93	29.677	5
19	94	44.052	2	93	1:08.275	7	94	30.540	1
20	61			94	1:09.370	2	171	32.859	6
21	171	48.667	6	171	1:16.383	3	61		

IDEAL / BEST LAP COMPARISON

NO	NAME	BEST	IN	IDEAL	DIFF
34	Michael Lyons	1:54.898	5	1:53.885	+1.013
8	Christophe D'Ansem	1:55.704	3	1:55.155	+0.549
16	Steve Tandy	1:56.241	11	1:55.834	+0.407
88	Martin Short	1:57.031	5	1:56.507	+0.524
7	David Porter	1:57.328	2	1:56.499	+0.829
6	Massimiliano Girard	1:57.787	9	1:57.062	+0.725
15	Gareth Evans	2:00.983	3	2:00.621	+0.362
2	Travis Engen	2:05.375	6	2:04.703	+0.672
25	Mike Newton	2:05.576	5	2:04.014	+1.562
11	Keith Frieser	2:06.432	4	2:05.661	+0.771
86	Steve Zacchia	2:07.085	7	2:06.971	+0.114
24	Mike Furness	2:08.354	4	2:06.766	+1.588
65	James Cottingham	2:09.297	4	2:09.286	+0.011
18	Tom Kimber-Smith	2:09.514	8	2:09.302	+0.212
20	P. Bruneau/M. Rosta	2:11.072	5	2:10.834	+0.238
26	James Thorpe	2:15.564	5	2:15.359	+0.205
27	Paul Daniels	2:21.355	6	2:20.748	+0.607
93	Colin Sowter	2:21.380	4	2:20.707	+0.673
171	Steven Read	2:39.105	6	2:37.909	+1.196
94	Janos Santa	2:26.056	2	2:23.962	+2.094
61	Nick Leventis			2:26.191	3:28.584

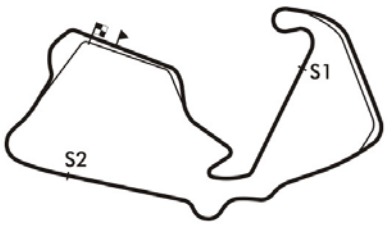

Session Start: 20:42:55 - Finish: 21:05:56
Weather/Track Conditions: Cloud / Dry
Circuit: Silverstone Grand Prix Wing
Track Length: 5.891 Km - 3.6605 miles

Printed: 21-07-2018 - 21:10

Silverstone Classic - 20 - 22 Jul 2018

Masters Endurance Legends

Race 11 - Best Sector Speeds

	NO	SECTOR 1	MPH	NO	SECTOR 2	MPH	NO	SECTOR 3	MPH
1	8	Christophe D'Ansembourg	163.3	8	Christophe D'Ansembourg	172.5	8	Christophe D'Ansembourg	132.9
2	88	Martin Short	162.1	15	Gareth Evans	171.6	7	David Porter	127.9
3	15	Gareth Evans	159.4	88	Martin Short	171.6	6	Massimiliano Girardo	127.6
4	6	Massimiliano Girardo	158.3	2	Travis Engen	169.0	16	Steve Tandy	127.1
5	7	David Porter	157.2	6	Massimiliano Girardo	168.6	34	Michael Lyons	126.4
6	2	Travis Engen	156.8	7	David Porter	166.1	88	Martin Short	126.4
7	16	Steve Tandy	153.9	16	Steve Tandy	162.1	15	Gareth Evans	125.5
8	86	Steve Zacchia	150.8	25	Mike Newton	160.9	2	Travis Engen	119.2
9	11	Keith Frieser	150.1	86	Steve Zacchia	160.9	25	Mike Newton	117.0
10	25	Mike Newton	150.1	11	Keith Frieser	159.0	65	James Cottingham	115.5
11	26	James Thorpe	149.8	34	Michael Lyons	159.0	86	Steve Zacchia	114.9
12	34	Michael Lyons	149.5	65	James Cottingham	159.0	24	Mike Furness	114.8
13	65	James Cottingham	146.8	26	James Thorpe	155.7	11	Keith Frieser	113.6
14	24	Mike Furness	144.3	24	Mike Furness	155.3	18	Tom Kimber-Smith	112.4
15	18	Tom Kimber-Smith	143.1	18	Tom Kimber-Smith	151.5	20	P. Bruneau/M. Rostan	108.3
16	61	Nick Leventis	139.2	61	Nick Leventis	151.5	26	James Thorpe	106.2
17	20	P. Bruneau/M. Rostan	135.6	27	Paul Daniels	147.8	27	Paul Daniels	104.7
18	93	Colin Sowter	135.3	93	Colin Sowter	146.8	94	Janos Santa	102.6
19	27	Paul Daniels	134.5	20	P. Bruneau/M. Rostan	145.6	93	Colin Sowter	102.3
20	94	Janos Santa	133.9	94	Janos Santa	144.9	171	Steven Read	93.8
21	171	Steven Read	122.7	171	Steven Read	137.2	61	Nick Leventis	0.0

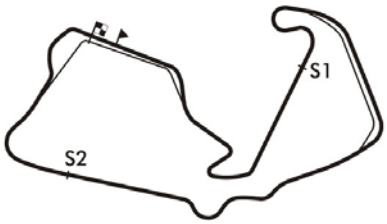

Session Start: 20:42:55 - Finish: 21:05:56
Weather/Track Conditions: Cloud / Dry
Circuit: Silverstone Grand Prix Wing
Track Length: 5.891 Km - 3.6605 miles

Printed: 21-07-2018 - 21:10

Silverstone Classic - 20 - 22 Jul 2018

Masters Endurance Legends

Race 11 - Lap Chart

Lap 1			Lap 2			Lap 3			Lap 4			Lap 5			Lap 6		
NO	Behind	Laptime	NO	Behind	Laptime	NO	Behind	Laptime	NO	Behind	Laptime	NO	Behind	Laptime	NO	Behind	Laptime
16		2:00.933	16		1:57.587	16		1:56.719	34		1:55.086	34		1:54.898	34		1:54.995
34	1.533	2:02.466	34	0.389	1:56.443	34	0.291	1:56.621	8	2.713	1:56.683	27	1 LAP	2:21.608	8	6.626	1:57.794
88	1.965	2:02.898	88	1.665	1:57.287	8	1.407	1:55.704	16	3.488	1:58.865	8	3.827	1:56.012	16	8.233	1:58.164
8	2.471	2:03.404	8	2.422	1:57.538	88	3.083	1:58.137	88	4.840	1:57.134	16	5.064	1:56.474	88	10.296	1:58.318
7	3.363	2:04.296	7	3.104	1:57.328	7	3.744	1:57.359	7	6.146	1:57.779	88	6.973	1:57.031	7	14.618	1:59.837
6	4.522	2:05.455	6	5.754	1:58.819	6	7.000	1:57.965	6	10.314	1:58.691	7	9.776	1:58.528	6	22.227	2:03.492
15	6.146	2:07.079	15	9.875	2:01.316	15	14.139	2:00.983	15	21.328	2:02.566	6	13.730	1:58.314	93	1 LAP	2:23.978
24	12.324	2:13.257	2	25.699	2:09.001	2	38.560	2:09.580	171	1 LAP	2:42.752	15	29.265	2:02.835	27	1 LAP	2:22.853
2	14.285	2:15.218	24	25.986	2:11.249	24	38.819	2:09.552	2	51.323	2:08.140	2	1:03.582	2:07.157	15	37.162	2:02.892
86	18.487	2:19.420	86	30.593	2:09.693	86	42.409	2:08.535	24	51.796	2:08.354	86	1:09.143	2:08.950	2	1:13.962	2:05.375
18	18.616	2:19.549	18	31.725	2:10.696	18	45.093	2:10.087	86	55.091	2:08.059	24	1:10.315	2:13.417	86	1:21.624	2:07.476
65	19.089	2:20.022	65	32.920	2:11.418	65	45.973	2:09.772	18	59.258	2:09.542	18	1:15.248	2:10.888	25	1:29.338	2:08.689
20	21.249	2:22.182	20	37.155	2:13.493	25	53.996	2:05.590	65	59.893	2:09.297	25	1:15.644	2:05.576	18	1:32.085	2:11.832
26	24.976	2:25.909	26	43.955	2:16.566	11	54.388	2:06.762	25	1:04.966	2:06.347	65	1:16.958	2:11.963	65	1:33.874	2:11.911
94	31.470	2:32.403	11	44.345	2:09.260	20	55.444	2:15.008	11	1:05.443	2:06.432	11	1:17.189	2:06.644	20	1:51.810	2:18.145
93	32.409	2:33.342	25	45.125	2:07.319	26	1:06.025	2:18.789	20	1:12.486	2:12.419	171	1 LAP	2:44.436	11	1:55.339	2:33.145
11	32.672	2:33.605	93	59.537	2:24.715	93	1:26.674	2:23.856	26	1:26.988	2:16.340	20	1:28.660	2:11.072			
27	35.192	2:36.125	94	59.939	2:26.056	27	1:28.690	2:24.659	93	1:52.677	2:21.380	26	1:47.654	2:15.564			
25	35.393	2:36.326	27	1:00.750	2:23.145												
171	55.378	2:56.311	171	1:45.302	2:47.511												

Session Start: 20:42:55 - Finish: 21:05:56
Weather/Track Conditions: Cloud / Dry
Circuit: Silverstone Grand Prix Wing
Track Length: 5.891 Km - 3.6605 miles
Printed: 21-07-2018 - 21:11

MST
Results: www.mstworld.com. Live Timing: https://livetiming.getraceresults.com/mst. Email: timing@mstworld.com

Silverstone Classic - 20 - 22 Jul 2018

Masters Endurance Legends

Race 11 - Lap Chart

Lap 7			Lap 8			Lap 9			Lap 10			Lap 11		
NO	Behind	Laptime	NO	Behind	Laptime	NO	Behind	Laptime	NO	Behind	Laptime	NO	Behind	Laptime
34		1:55.455	34		1:55.440	34		1:55.440	34		1:55.809	16		1:56.241
8	8.574	1:57.403	6	1 LAP	3:33.737	18	2 LAPS	4:22.208	86	1 LAP	2:09.130	27	2 LAPS	2:23.384
88	13.206	1:58.365	11	1 LAP	2:07.611	6	1 LAP	1:58.560	6	1 LAP	1:57.787	25	1 LAP	2:07.544
26	1 LAP	2:17.943	88	15.560	1:57.794	88	21.212	2:01.092	18	2 LAPS	2:09.514	8	14.753	1:57.705
171	2 LAPS	2:44.300	8	16.459	2:03.325	20	2 LAPS	4:19.225	15	1 LAP	2:01.042	88	15.761	1:57.557
7	19.841	2:00.678	7	24.192	1:59.791	11	1 LAP	2:08.201	27	2 LAPS	3:50.576	7	18.518	1:58.306
15	48.544	2:06.837	26	1 LAP	2:17.156	7	29.507	2:00.755	2	1 LAP	3:38.282	65	1 LAP	2:11.979
93	1 LAP	2:21.886	171	2 LAPS	2:39.105	15	1 LAP	3:45.906	16	1:41.609	2:00.065	24	1 LAP	2:13.861
27	1 LAP	2:21.355	24	1 LAP	2:10.856	26	1 LAP	2:24.959	25	1 LAP	2:08.211	11	1 LAP	2:06.947
24	1 LAP	3:38.842	65	1 LAP	3:33.497	25	1 LAP	3:38.864	24	1 LAP	2:12.063	34	30.982	4:08.832
2	1:25.422	2:06.915	93	1 LAP	2:21.389	65	1 LAP	2:11.682	65	1 LAP	2:13.257	6	31.833	2:01.612
86	1:33.254	2:07.085	27	1 LAP	2:23.784	24	1 LAP	2:14.482	8	1:54.898	1:59.013	86	1 LAP	4:21.745
16	1:33.551	3:20.773	16	1:35.518	1:57.407	16	1:37.353	1:57.275	88	1:56.054	3:30.651	18	1 LAP	2:10.220
25	1:43.853	2:09.970	2	1:37.896	2:07.914	93	1 LAP	2:21.940	7	1:58.062	3:24.364	15	1:17.486	2:05.032
			86	1:45.811	2:07.997	171	2 LAPS	2:43.774	11	1 LAP	3:32.397	26	1 LAP	2:18.847
						8	1:51.694	3:30.675	6	2:08.071	1:57.904	171	2 LAPS	2:42.988
									20	2 LAPS	3:50.386	2	2:00.747	2:06.298
									18	1 LAP	2:09.996	93	1 LAP	2:22.358
									171	2 LAPS	2:40.309			
									15	2:50.304	2:01.501			
									26	1 LAP	3:49.239			

Session Start: 20:42:55 - Finish: 21:05:56
Weather/Track Conditions: Cloud / Dry
Circuit: Silverstone Grand Prix Wing
Track Length: 5.891 Km - 3.6605 miles
Printed: 21-07-2018 - 21:11

MST
Results: www.mstworld.com. Live Timing: https://livetiming.getraceresults.com/mst. Email: timing@mstworld.com

Silverstone Classic - 20 - 22 Jul 2018

Masters Endurance Legends

Race 11 - Final Classification

Sheet No:

POS	NO	DRIVER/S	NAT	CLASS	CLASS POS	CAR MAKE / MODEL	TIME	LAPS	GAP	DIFF	MPH	BEST	ON
1	16	Steve Tandy		3P1	1	Lola B12/60	23:00.503	11	-- 11 laps		105.0	1:56.241	11
2	8	Christophe D'Ansembourg		3P1	2	Lola Aston DBR1-2	23:15.256	11	14.753	14.753	103.8	1:55.704	3
3	88	Martin Short		2P1	1	Dallara SP1	23:16.264	11	15.761	1.008	103.8	1:57.031	5
4	7	David Porter		3P1	3	Peugeot 908	23:19.021	11	18.518	2.757	103.6	1:57.328	2
5	34	Michael Lyons		3P2	1	Oreca 03 LMP2	23:31.485	11	30.982	12.464	102.6	1:54.898	5
6	6	Massimiliano Girardo		2P1	2	Dallara SP1	23:32.336	11	31.833	0.851	102.6	1:57.787	9
7	15	Gareth Evans		3P1	4	Creation 7	24:17.989	11	1:17.486	45.653	99.42	2:00.983	3
8	2	Travis Engen		2P1	3	Audi R8 LMP1	25:01.250	11	2:00.747	43.261	96.55	2:05.375	6
9	25	Mike Newton		2P2	1	MG Lola EX257	23:14.436	10	-- 10 laps	19.484	94.50	2:05.576	5
10	65	James Cottingham		2GT1	1	Ferrari 550	23:24.798	10	10.362	10.362	93.80	2:09.297	4
11	24	Mike Furness		3P2	2	Courage LC75	23:25.933	10	11.497	1.135	93.73	2:08.354	4
12	11	Keith Frieser		3P2	3	Oreca FLM09	23:31.004	10	16.568	5.071	93.39	2:06.432	4
13	86	Steve Zacchia		2GT1	2	Ferrari 550 GT1	23:48.090	10	33.654	17.086	92.27	2:07.085	7
14	18	Tom Kimber-Smith		3GT2	1	Aston Martin Vantage	24:04.532	10	50.096	16.442	91.22	2:09.514	8
15	26	James Thorpe		3GT2	2	Ferrari 430	24:41.312	10	1:26.876	36.780	88.96	2:15.564	5
16	93	Colin Sowter		3GT2	3	Aston Martin GT2	25:16.616	10	2:02.180	35.304	86.89	2:21.380	4
17	27	Paul Daniels		3GT2	4	Porsche 997 GT3	23:07.489	9	-- 9 laps --	13.231	85.48	2:21.355	6
18	171	Steven Read		1GT1	1	Ferrari F40 GTE	24:41.486	9	1:33.997	1:33.997	80.05	2:39.105	6
19	20	Pierre Bruneau-Mark Rostan		2P2	2	Pilbeam MP91	21:41.930	8	-- 8 laps --		80.97	2:11.072	5
		---------- NOT CLASSIFIED ----------											
DNC	94	Janos Santa		2GT2		Ferrari 360 GT	4:58.459	2	-- 2 laps --	22.784	88.30	2:26.056	2
DNC	61	Nick Leventis		2GT1		Aston Martin DBR9							

---------- FASTEST LAP SUMMARY ----------

NO	DRIVER/S	CLASS	CAR MAKE / MODEL	FASTEST LAP	ON	MPH
34	Michael Lyons	3P2	Oreca 03 LMP2	1:54.898	5	114.69
8	Christophe D'Ansembourg	3P1	Lola Aston DBR1-2	1:55.704	3	113.89
88	Martin Short	2P1	Dallara SP1	1:57.031	5	112.60
25	Mike Newton	2P2	MG Lola EX257	2:05.576	5	104.94
86	Steve Zacchia	2GT1	Ferrari 550 GT1	2:07.085	7	103.69
18	Tom Kimber-Smith	3GT2	Aston Martin Vantage GT2	2:09.514	8	101.75
94	Janos Santa	2GT2	Ferrari 360 GT	2:26.056	2	90.22
171	Steven Read	1GT1	Ferrari F40 GTE	2:39.105	6	82.82

Session Start: 20:42:55 - Finish: 21:05:56
Weather/Track Conditions: Cloud / Dry
Circuit: Silverstone Grand Prix Wing

Chief Steward: David Gray	Steward: Fergus Whatling	Steward: Henry Woodgate

Silverstone Classic - 20 - 22 Jul 2018

Masters Endurance Legends

Race 19 - Starting Grid

Sheet No:

Start Time : 15:45 - Heat Duration : 30 Minutes

ROW							
11	21	61	Sam Hancock				
10	19	20	P. Bruneau / M. Rostan	20	94	Janos Santa
9	17	27	Paul Daniels	18	171	Steven Read
8	15	26	James Thorpe	16	93	Colin Sowter
7	13	86	Steve Zacchia	14	18	Paul Whight
6	11	24	Chris Hoy	12	11	Keith Frieser
5	9	25	Mike Newton	10	65	James Cottingham
4	7	15	Gareth Evans	8	2	Travis Engen
3	5	34	Michael Lyons	6	6	Massimiliano Girardo
2	3	88	Martin Short	4	7	David Porter
1	1	16	Steve Tandy	2	8	Herve Regout

Pole Right

Circuit: Silverstone Grand Prix Wing
Track Length: 5.891 Km - 3.6605 miles

Chief Steward: David Gray	Steward: Fergus Whatling	Steward: Henry Woodgate

Silverstone Classic - 20 - 22 Jul 2018

Masters Endurance Legends

Race 19 - Provisional Classification

Sheet No:

POS	NO	DRIVER/S	NAT	CLASS	CLASS POS	CAR MAKE / MODEL	TIME	LAPS	GAP	DIFF	MPH	BEST	ON
1	16	Steve Tandy		3P1	1	Lola B12/60	30:41.324	15	-- 15 laps		107.3	1:55.228	2
2	8	Herve Regout		3P1	2	Lola Aston DBR1-2	30:41.919	15	0.595	0.595	107.3	1:55.295	12
3	7	David Porter		3P1	3	Peugeot 908	31:03.946	15	22.622	22.027	106.0	1:56.987	11
4	88	Martin Short		2P1	1	Dallara SP1	31:05.935	15	24.611	1.989	105.9	1:57.134	11
5	15	Gareth Evans		3P1	4	Creation 7	31:59.250	15	1:17.926	53.315	102.9	2:00.155	5
6	24	Chris Hoy		3P2	1	Courage LC75	30:50.653	14	-- 14 laps	54.255	99.69	2:00.904	12
7	2	Travis Engen		2P1	2	Audi R8 LMP1	31:05.616	14	14.963	14.963	98.89	2:03.460	5
8	25	Mike Newton		2P2	1	MG Lola EX257	31:36.118	14	45.465	30.502	97.29	2:03.472	3
9	61	Nick Leventis		2GT1	1	Aston Martin DBR9	32:11.548	14	1:20.895	35.430	95.51	2:08.164	11
10	86	Steve Zacchia		2GT1	2	Ferrari 550 GT1	32:19.294	14	1:28.641	7.746	95.13	2:07.640	13
11	18	Paul Whight		3GT2	1	Aston Martin Vantage	32:51.509	14	2:00.856	32.215	93.57	2:12.223	9
12	26	James Thorpe		3GT2	2	Ferrari 430	31:05.666	13	-- 13 laps	28.807	91.82	2:14.015	12
13	20	Pierre Bruneau-Mark Rostan		2P2	2	Pilbeam MP91	31:38.765	13	33.099	33.099	90.22	2:08.253	13
14	93	Colin Sowter		3GT2	3	Aston Martin GT2	31:53.587	13	47.921	14.822	89.52	2:18.435	13
15	27	Paul Daniels		3GT2	4	Porsche 997 GT3	32:51.901	13	1:46.235	58.314	86.87	2:18.685	10
16	94	Janos Santa		2GT2	1	Ferrari 360 GT	32:58.089	13	1:52.423	6.188	86.60	2:19.154	12
17	11	Keith Frieser		3P2	2	Oreca FLM09	26:53.173	12	-- 12 laps		98.02	2:04.956	10
18	171	Steven Read		1GT1	1	Ferrari F40 GTE	32:37.734	12	5:44.561	5:44.561	80.77	2:39.358	11
19	65	James Cottingham		2GT1	3	Ferrari 550	32:38.000	12	5:44.827	0.266	80.76	2:09.734	3
		---------- NOT CLASSIFIED ----------											
DNC	6	Massimiliano Girardo		2P1		Dallara SP1	21:11.946	9	-- 9 laps --		93.24	1:58.345	7
DNC	34	Michael Lyons		3P2		Oreca 03 LMP2	6:20.574	3	-- 3 laps --	21.412	103.8	1:58.142	2

---------- FASTEST LAP SUMMARY ----------

NO	DRIVER/S	CLASS	CAR MAKE / MODEL	FASTEST LAP	ON	MPH
16	Steve Tandy	3P1	Lola B12/60	1:55.228	2	114.36
88	Martin Short	2P1	Dallara SP1	1:57.134	11	112.50
34	Michael Lyons	3P2	Oreca 03 LMP2	1:58.142	2	111.54
25	Mike Newton	2P2	MG Lola EX257	2:03.472	3	106.73
86	Steve Zacchia	2GT1	Ferrari 550 GT1	2:07.640	13	103.24
18	Paul Whight	3GT2	Aston Martin Vantage GT2	2:12.223	9	99.66
94	Janos Santa	2GT2	Ferrari 360 GT	2:19.154	12	94.70
171	Steven Read	1GT1	Ferrari F40 GTE	2:39.358	11	82.69

Car 18 - 5 second penalty, crossing pit lane exit blend line.

Session Start: 15:45:23 - Finish: 16:16:05
Weather/Track Conditions: Bright / Dry
Circuit: Silverstone Grand Prix Wing

FIA Race Director: Richard Cuene-Grandidier	Chief Timekeeper: Nick Palmer	Issued at:

Silverstone Classic - 20 - 22 Jul 2018

Masters Endurance Legends

Race 19 - Sector Analysis

2	Travis Engen (2P1)								Audi R8 LMP1								
lap	Sect-1	Speed	Sect-2	Speed	Sect-3	Speed	Laptime	Pit	lap	Sect-1	Speed	Sect-2	Speed	Sect-3	Speed	Laptime	Pit
1		149.8	1:01.581	166.9	26.849	110.4	2:09.535		8	Out	153.2	1:00.670	167.8	27.122	109.9	3:35.761	P
2	38.153	151.8	1:00.585	168.2	26.883	113.0	2:05.621		9	39.129	125.9	1:03.096	169.5	26.833	113.4	2:09.058	
3	37.758	151.8	59.796	169.0	26.055	117.0	2:03.609		10	38.146	145.9	59.510	170.3	26.687	114.9	2:04.343	
4	38.311	151.5	1:00.404	167.8	27.767	105.9	2:06.482		11	37.433	151.1	1:00.025	168.2	27.084	114.0	2:04.542	
5	37.896	155.7	59.300	168.6	26.264	117.0	2:03.460		12	37.129	156.8	1:01.855	168.2	27.506	111.7	2:06.490	
6	39.484	154.3	1:03.164	166.5	28.309	107.2	2:10.957		13	37.963	157.2	1:00.628	168.6	27.301	107.6	2:05.892	
7	39.539	152.5	1:03.114	168.2	In		2:12.539	P	14	37.631	157.2	1:00.585	168.2	29.111	93.5	2:07.327	

6	Massimiliano Girardo (2P1)								Dallara SP1								
lap	Sect-1	Speed	Sect-2	Speed	Sect-3	Speed	Laptime	Pit	lap	Sect-1	Speed	Sect-2	Speed	Sect-3	Speed	Laptime	Pit
1		139.5	58.025	163.7	25.257	121.8	2:01.800		6	37.071	158.6	56.856	166.5	26.278	121.4	2:00.205	
2	36.404	156.4	57.036	167.8	25.048	123.9	1:58.488		7	36.112	159.0	57.409	168.6	24.824	123.4	1:58.345	
3	36.397	140.7	57.516	166.5	24.961	121.2	1:58.874		8	36.583	157.9	56.699	168.6	In		2:00.901	P
4	36.014	156.1	57.824	168.2	25.156	122.5	1:58.994		9	Out	82.3	1:41.689	72.1	In		5:15.101	P
5	36.043	145.6	58.110	169.0	25.085	122.5	1:59.238		10								

7	David Porter (3P1)								Peugeot 908								
lap	Sect-1	Speed	Sect-2	Speed	Sect-3	Speed	Laptime	Pit	lap	Sect-1	Speed	Sect-2	Speed	Sect-3	Speed	Laptime	Pit
1		151.8	58.469	164.1	24.730	124.1	2:00.257		9	Out	156.1	56.554	166.1	24.361	125.7	3:22.778	P
2	35.750	155.0	56.612	165.3	24.780	123.2	1:57.142		10	36.643	156.8	57.001	166.1	25.132	125.5	1:58.776	
3	35.991	155.7	56.697	164.5	24.421	127.1	1:57.109		11	35.904	155.3	56.474	166.5	24.609	126.2	1:56.987	
4	35.890	155.0	57.213	165.3	24.407	128.4	1:57.510		12	36.094	157.9	57.861	166.1	25.710	123.4	1:59.665	
5	37.043	155.3	56.653	166.9	26.680	126.7	2:00.376		13	35.749	157.5	57.590	168.2	26.038	126.4	1:59.377	
6	35.746	156.8	58.234	166.9	25.458	109.0	1:59.438		14	36.097	156.1	56.520	167.4	25.353	126.9	1:57.970	
7	36.043	156.4	57.297	166.5	25.486	121.2	1:58.826		15	36.278	157.9	55.513	166.5	25.805	99.3	1:57.596	
8	36.698	156.1	57.250	166.9	In		2:00.139	P	16								

8	Herve Regout (3P1)								Lola Aston DBR1-2								
lap	Sect-1	Speed	Sect-2	Speed	Sect-3	Speed	Laptime	Pit	lap	Sect-1	Speed	Sect-2	Speed	Sect-3	Speed	Laptime	Pit
1		139.5	57.072	169.9	24.637	122.9	1:57.589		9	41.862	153.2	56.921	170.3	In		2:03.962	P
2	35.207	152.5	56.492	171.6	24.801	123.9	1:56.500		10	Out	159.0	56.185	171.6	24.791	126.4	3:19.492	P
3	35.442	160.9	55.649	171.2	24.460	124.1	1:55.551		11	36.402	155.0	55.971	172.1	24.647	125.9	1:57.020	
4	35.423	160.9	55.613	172.5	24.868	121.8	1:55.904		12	35.887	159.8	55.042	172.1	24.366	123.6	1:55.295	
5	35.992	159.0	56.332	173.0	24.839	124.5	1:57.163		13	35.632	161.3	59.073	171.2	24.599	125.2	1:59.304	
6	36.691	153.9	56.589	171.2	24.566	126.4	1:57.846		14	35.502	161.3	55.907	172.5	24.816	122.7	1:56.225	
7	35.469	158.3	56.608	171.6	24.187	124.3	1:56.264		15	36.093	160.5	55.605	172.1	24.515	124.8	1:56.213	
8	35.485	160.5	56.557	170.3	25.549	115.1	1:57.591		16								

11	Keith Frieser (3P2)								Oreca FLM09								
lap	Sect-1	Speed	Sect-2	Speed	Sect-3	Speed	Laptime	Pit	lap	Sect-1	Speed	Sect-2	Speed	Sect-3	Speed	Laptime	Pit
1		142.2	1:02.259	157.2	26.696	110.6	2:11.947		7	38.064	148.8	1:00.939	157.9	27.432	111.7	2:06.435	
2	38.640	145.3	1:01.829	156.4	27.437	108.3	2:07.906		8	37.978	148.5	1:01.283	157.2	In		2:07.414	P
3	38.894	146.2	1:01.251	157.5	27.453	109.7	2:07.598		9	Out	146.2	1:01.774	158.6	26.496	113.8	3:31.509	P
4	38.340	148.1	1:00.855	158.6	27.084	111.7	2:06.279		10	37.644	148.5	1:00.469	159.4	26.843	115.5	2:04.956	
5	38.324	147.5	1:03.335	158.3	27.406	113.2	2:09.065		11	37.369	149.8	1:01.292	158.6	26.436	115.5	2:05.097	
6	38.215	147.5	1:01.499	157.5	26.971	113.6	2:06.685		12	37.698	149.8	1:01.698	158.6	In		2:08.282	P

15	Gareth Evans (3P1)								Creation 7								
lap	Sect-1	Speed	Sect-2	Speed	Sect-3	Speed	Laptime	Pit	lap	Sect-1	Speed	Sect-2	Speed	Sect-3	Speed	Laptime	Pit
1		153.9	58.592	168.6	25.585	121.6	2:03.700		9	36.771	154.6	58.256	168.6	26.017	119.4	2:01.044	
2	36.305	156.8	58.095	167.8	25.821	118.6	2:00.221		10	36.477	157.2	59.354	169.0	26.247	119.2	2:02.078	
3	36.432	157.2	58.015	167.4	25.933	118.0	2:00.380		11	36.751	157.9	58.012	168.6	26.751	115.9	2:01.514	
4	36.670	155.7	58.918	167.8	26.235	119.4	2:01.823		12	36.667	159.0	1:00.884	168.6	26.358	116.1	2:03.909	
5	36.316	156.8	58.192	167.8	25.647	119.2	2:00.155		13	36.936	158.6	58.412	168.6	26.179	120.3	2:01.527	
6	36.480	158.3	58.474	168.6	25.741	120.3	2:00.695		14	37.074	155.3	58.476	168.2	26.360	114.8	2:01.910	
7	37.042	155.7	58.726	167.8	In		2:02.904	P	15	37.589	156.4	58.533	168.2	26.730	117.8	2:02.852	
8	Out	151.8	59.100	165.3	26.049	118.8	3:34.538	P	16								

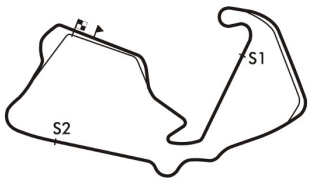

Session Start: 15:45:23 - Finish: 16:16:05
Weather/Track Conditions: Bright / Dry
Circuit: Silverstone Grand Prix Wing
Track Length: 5.891 Km - 3.6605 miles
Printed: 22-07-2018 - 16:21

MST
Results: www.mstworld.com. Live Timing: https://livetiming.getraceresults.com/mst. Email: timing@mstworld.com

Silverstone Classic - 20 - 22 Jul 2018

Masters Endurance Legends

Race 19 - Sector Analysis

16	Steve Tandy (3P1)								Lola B12/60							
lap	Sect-1	Speed	Sect-2	Speed	Sect-3	Speed	Laptime	Pit	lap	Sect-1	Speed	Sect-2	Speed	Sect-3	Speed	Laptime	Pit
1		151.1	56.726	160.5	24.324	125.7	1:56.779		9	36.190	150.8	57.171	161.3	In		1:59.424	P
2	34.946	151.8	55.731	161.3	24.551	124.3	1:55.228		10	Out	151.5	56.885	162.1	24.574	122.9	3:21.102	P
3	35.155	151.1	56.280	160.5	24.493	122.5	1:55.928		11	36.414	150.5	56.697	160.9	24.356	124.8	1:57.467	
4	35.515	150.8	56.173	161.7	24.591	122.9	1:56.279		12	35.114	152.5	56.160	162.1	24.584	124.1	1:55.858	
5	35.194	151.1	58.296	161.7	25.492	122.9	1:58.982		13	35.189	154.6	57.116	162.5	24.612	123.9	1:56.917	
6	36.356	148.1	57.294	162.9	24.474	124.8	1:58.124		14	35.663	153.6	57.256	161.7	24.932	123.4	1:57.851	
7	35.269	152.2	56.689	163.7	24.777	124.3	1:56.735		15	36.274	153.2	56.657	162.1	24.962	122.7	1:57.893	
8	35.405	152.2	56.447	162.1	24.905	121.0	1:56.757		16								

18	Paul Whight (3GT2)								Aston Martin Vantage GT2							
lap	Sect-1	Speed	Sect-2	Speed	Sect-3	Speed	Laptime	Pit	lap	Sect-1	Speed	Sect-2	Speed	Sect-3	Speed	Laptime	Pit
1		135.3	1:06.352	146.2	29.415	104.1	2:21.150		8	40.477	139.2	1:03.763	149.8	28.545	107.9	2:12.785	
2				149.1	28.645	106.4	2:15.746		9				150.1	28.173	102.5	2:12.223	
3	40.921	139.5	1:05.219	151.1	29.714	105.6	2:15.854		10	41.464	140.1	1:03.466	149.5	28.284	104.1	2:13.214	
4				150.1	28.641	107.2	2:16.901		11	40.075	143.7	1:04.475	150.5	28.216	106.9	2:12.766	
5	41.144	130.8	1:05.100	150.1	In		2:12.633	P	12				149.1	28.399	108.3	2:13.354	
6	Out	138.1	1:04.308	144.6	28.745	105.7	3:34.902	P	13	40.945	134.8	1:06.418	147.8	29.610	105.9	2:16.973	
7	40.557	138.1	1:04.441	148.5	28.360	109.0	2:13.358		14	40.939	137.8	1:04.846	149.1	28.865	103.4	2:14.650	

20	P. Bruneau/M. Rostan (2P2)								Pilbeam MP91							
lap	Sect-1	Speed	Sect-2	Speed	Sect-3	Speed	Laptime	Pit	lap	Sect-1	Speed	Sect-2	Speed	Sect-3	Speed	Laptime	Pit
1		107.0	1:18.465	124.5	30.876	102.5	2:44.504		8	42.145	137.0	1:03.094	145.6	26.844	109.0	2:12.083	
2	59.858	119.6	1:14.326	130.8	29.798	95.8	2:43.982		9	39.890	135.0	1:02.422	146.5	26.531	107.9	2:08.843	
3	43.412	124.3	1:08.503	131.8	29.579	103.8	2:21.494		10	39.187	138.4	1:02.559	147.5	26.868	109.2	2:08.614	
4	43.182	123.1	1:07.829	132.4	29.801	99.3	2:20.812		11	39.687	137.0	1:02.442	146.5	26.893	109.9	2:09.022	
5	43.008	124.0	1:08.916	131.3	30.693	99.5	2:22.617		12	39.569	138.1	1:02.559	146.8	26.963	109.7	2:09.091	
6	43.913	126.1	1:10.963	134.5	In		2:28.729	P	13	38.965	138.7	1:02.229	146.2	27.059	110.6	2:08.253	
7	Out	133.9	1:03.868	144.3	27.694	103.6	3:40.721	P	14								

24	Chris Hoy (3P2)								Courage LC75							
lap	Sect-1	Speed	Sect-2	Speed	Sect-3	Speed	Laptime	Pit	lap	Sect-1	Speed	Sect-2	Speed	Sect-3	Speed	Laptime	Pit
1		144.3	1:00.348	153.2	26.357	113.6	2:09.078		8	39.247	143.7	59.938	155.7	26.609	111.1	2:05.794	
2	38.229	144.9	59.141	153.6	25.382	117.8	2:02.752		9	38.602	142.5	1:04.550	114.7	26.381	116.1	2:09.533	
3	37.001	144.6	59.345	153.2	25.464	115.1	2:01.810		10	37.150	145.9	58.792	156.1	26.466	115.1	2:02.408	
4	44.966	129.1	59.519	155.7	26.139	117.8	2:10.624		11	37.634	146.8	59.479	155.7	25.497	117.6	2:02.610	
5	36.930	144.3	58.791	154.3	25.472	117.8	2:01.193		12	37.080	145.6	58.554	155.0	25.270	117.6	2:00.904	
6	36.568	144.9	59.003	153.9	In		2:04.607	P	13	36.967	147.2	59.564	153.6	27.624	117.2	2:04.155	
7	Out	144.3	1:03.432	154.6	36.598	99.6	3:52.207	P	14	38.200	146.2	58.976	155.0	25.802	117.6	2:02.978	

25	Mike Newton (2P2)								MG Lola EX257							
lap	Sect-1	Speed	Sect-2	Speed	Sect-3	Speed	Laptime	Pit	lap	Sect-1	Speed	Sect-2	Speed	Sect-3	Speed	Laptime	Pit
1		149.5	59.775	159.8	27.089	109.2	2:08.514		8	40.668	145.3	1:00.257	159.4	27.209	110.8	2:08.134	
2	38.720	146.2	1:00.207	160.5	26.815	113.2	2:05.742		9	39.974	146.5	1:01.849	158.3	27.768	106.7	2:09.591	
3	38.256	148.1	58.909	160.2	26.307	109.9	2:03.472		10	40.337	140.1	1:00.975	160.2	27.119	106.4	2:08.431	
4	39.165	147.2	1:00.131	160.5	29.528	103.8	2:08.824		11	39.692	147.5	1:00.568	159.4	28.664	105.6	2:08.924	
5	41.190	143.7	1:01.966	150.1	28.359	103.3	2:11.515		12	39.264	147.5	1:00.007	160.9	27.168	110.8	2:06.439	
6	41.254	138.1	1:03.252	142.5	In		2:15.746	P	13	40.873	148.8	1:02.089	158.3	27.204	105.2	2:10.166	
7	Out	147.5	1:00.786	152.5	27.754	105.6	3:41.435	P	14	40.182	148.1	1:01.320	157.9	27.683	105.7	2:09.185	

26	James Thorpe (3GT2)								Ferrari 430							
lap	Sect-1	Speed	Sect-2	Speed	Sect-3	Speed	Laptime	Pit	lap	Sect-1	Speed	Sect-2	Speed	Sect-3	Speed	Laptime	Pit
1		140.4	1:05.896	153.6	28.949	104.6	2:20.626		8	40.534	147.5	1:05.212	155.0	28.681	107.1	2:14.427	
2	41.341	141.0	1:05.371	153.6	28.990	103.9	2:15.702		9	40.172	144.6	1:06.242	154.3	28.716	104.9	2:15.130	
3	40.729	142.2	1:05.546	153.2	28.944	104.4	2:15.219		10	41.244	130.3	1:05.560	154.6	28.911	105.1	2:15.715	
4	43.511	136.7	1:05.352	154.3	28.741	106.6	2:17.604		11	42.327	142.8	1:05.513	154.6	29.219	103.1	2:17.059	
5	40.799	141.9	1:05.575	153.6	29.076	104.2	2:15.450		12	40.615	144.3	1:04.754	154.6	28.646	107.2	2:14.015	
6	41.435	135.3	1:06.665	152.9	In		2:18.818	P	13	43.707	125.4	1:07.671	148.1	31.838	48.4	2:23.216	
7	Out	138.7	1:05.262	154.3	29.703	104.7	3:42.685	P	14								

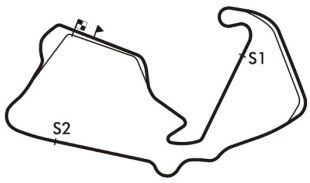

Session Start: 15:45:23 - Finish: 16:16:05
Weather/Track Conditions: Bright / Dry
Circuit: Silverstone Grand Prix Wing
Track Length: 5.891 Km - 3.6605 miles
Printed: 22-07-2018 - 16:21

Silverstone Classic - 20 - 22 Jul 2018

Masters Endurance Legends

Race 19 - Sector Analysis

27	Paul Daniels (3GT2)								Porsche 997 GT3								
lap	Sect-1	Speed	Sect-2	Speed	Sect-3	Speed	Laptime	Pit	lap	Sect-1	Speed	Sect-2	Speed	Sect-3	Speed	Laptime	Pit
1		135.3	1:09.237	142.2	31.264	97.1	2:29.070		8	42.563	128.1	1:53.319	146.2	29.496	99.9	3:05.378	
2	43.226	133.2	1:08.613	145.9	30.913	96.9	2:22.752		9	42.388	134.2	1:07.731	145.9	29.886	100.3	2:20.005	
3	43.459	130.1	1:08.701	144.9	30.463	95.8	2:22.623		10	42.342	136.1	1:06.907	147.8	29.436	102.0	2:18.685	
4	43.483	132.1	1:08.798	142.8	30.280	97.7	2:22.561		11	43.235	135.3	1:07.444	147.5	29.443	101.1	2:20.122	
5	43.466	131.3	1:09.412	145.6	30.743	96.2	2:23.621		12	42.655	133.2	1:09.122	147.2	30.541	95.2	2:22.318	
6	43.508	132.4	1:08.782	146.2	In		2:21.877	P	13	42.554	136.4	1:07.151	146.5	29.600	102.5	2:19.305	
7	Out	133.9	1:07.761	146.5	29.756	100.9	3:43.584	P	14								

34	Michael Lyons (3P2)								Oreca 03 LMP2								
lap	Sect-1	Speed	Sect-2	Speed	Sect-3	Speed	Laptime	Pit	lap	Sect-1	Speed	Sect-2	Speed	Sect-3	Speed	Laptime	Pit
1		144.3	58.189	155.3	25.091	119.7	2:01.043		3	36.908	125.9	1:19.213	147.2	In		2:21.389	P
2	36.048	141.0	56.936	147.5	25.158	119.7	1:58.142		4								

61	Nick Leventis (2GT1)								Aston Martin DBR9								
lap	Sect-1	Speed	Sect-2	Speed	Sect-3	Speed	Laptime	Pit	lap	Sect-1	Speed	Sect-2	Speed	Sect-3	Speed	Laptime	Pit
1		139.2	1:03.705	153.2	28.788	105.7	2:26.812		8	40.809	141.3	1:03.755	153.9	In		2:13.308	P
2	41.402	143.1	1:03.323	152.9	28.343	106.9	2:13.068		9	Out	144.3	1:02.716	156.4	27.490	111.3	3:36.313	P
3	39.824	141.9	1:03.346	155.3	28.813	105.2	2:11.983		10	39.691	145.3	1:03.571	153.6	27.398	111.1	2:10.660	
4	42.113	143.1	1:02.407	156.8	27.811	108.8	2:12.331		11	39.320	148.1	1:01.593	157.5	27.251	111.0	2:08.164	
5	39.833	145.9	1:02.328	155.7	27.742	109.3	2:09.903		12	39.689	146.5	1:01.832	157.9	27.178	111.0	2:08.699	
6	40.780	142.5	1:02.000	156.8	27.758	111.3	2:10.538		13	39.294	146.8	1:02.922	155.3	27.625	107.4	2:09.841	
7	39.271	144.6	1:02.414	153.9	27.908	106.4	2:09.593		14	40.475	142.2	1:02.224	154.6	27.636	104.6	2:10.335	

65	James Cottingham (2GT1)								Ferrari 550								
lap	Sect-1	Speed	Sect-2	Speed	Sect-3	Speed	Laptime	Pit	lap	Sect-1	Speed	Sect-2	Speed	Sect-3	Speed	Laptime	Pit
1		134.5	1:03.668	156.8	27.944	110.6	2:14.204		7	39.477	145.9	1:02.685	157.9	In		2:13.851	P
2	39.185	146.5	1:02.944	157.2	27.725	111.0	2:09.854		8	Out	139.2	1:03.331	157.2	28.189	109.7	8:33.942	P
3	39.441	145.6	1:02.411	157.2	27.882	108.4	2:09.734		9	39.270	147.8	1:02.720	156.8	28.234	110.0	2:10.224	
4	40.471	144.6	1:02.694	158.6	28.050	107.9	2:11.215		10	39.609	147.8	1:03.349	158.3	27.823	111.5	2:10.781	
5	39.784	145.3	1:03.957	149.1	28.030	111.1	2:11.771		11	39.265	148.1	1:02.855	157.9	27.996	109.7	2:10.116	
6	39.782	144.3	1:03.343	157.5	28.051	109.3	2:11.176		12	39.511	147.2	1:02.604	158.3	29.017	87.4	2:11.132	

86	Steve Zacchia (2GT1)								Ferrari 550 GT1								
lap	Sect-1	Speed	Sect-2	Speed	Sect-3	Speed	Laptime	Pit	lap	Sect-1	Speed	Sect-2	Speed	Sect-3	Speed	Laptime	Pit
1		145.6	1:02.564	159.8	28.067	110.8	2:14.602		8	39.172	149.1	1:01.680	159.8	In		2:08.348	P
2	38.879	150.8	1:01.375	159.4	27.476	111.5	2:07.730		9	Out	147.2	1:02.087	160.2	27.517	109.3	4:23.502	P
3	38.607	148.5	1:01.988	160.2	27.758	109.7	2:08.353		10	39.429	149.1	1:01.610	160.2	27.311	110.4	2:08.350	
4	38.878	149.5	1:01.393	159.4	27.601	109.9	2:07.872		11	38.807	151.1	1:03.114	159.4	27.790	109.9	2:09.711	
5	38.707	150.1	1:02.963	159.0	27.288	110.0	2:08.958		12	38.869	151.5	1:01.837	160.5	27.392	110.8	2:08.098	
6	38.933	149.5	1:02.379	158.6	27.499	109.5	2:08.811		13	38.552	150.8	1:01.823	159.4	27.265	110.6	2:07.640	
7	39.147	150.1	1:01.686	159.4	27.495	110.4	2:08.328		14	38.420	150.5	1:03.190	160.2	27.381	109.7	2:08.991	

88	Martin Short (2P1)								Dallara SP1								
lap	Sect-1	Speed	Sect-2	Speed	Sect-3	Speed	Laptime	Pit	lap	Sect-1	Speed	Sect-2	Speed	Sect-3	Speed	Laptime	Pit
1		157.2	57.778	168.2	25.040	122.1	1:59.114		9	36.643	156.1	57.714	168.2	In		2:00.379	P
2	35.853	157.9	56.796	168.2	24.860	121.4	1:57.509		10	Out	158.3	57.250	169.5	25.050	118.0	3:21.709	P
3	35.558	158.3	56.641	168.2	25.080	121.2	1:57.279		11	35.600	157.9	56.667	169.0	24.867	121.6	1:57.134	
4	35.665	157.5	56.913	167.4	24.900	121.6	1:57.478		12	36.250	159.4	57.578	169.0	25.729	121.6	1:59.557	
5	37.033	157.5	57.042	169.0	26.358	121.0	2:00.433		13	35.650	160.2	58.009	169.9	25.911	121.8	1:59.570	
6	36.019	157.2	57.737	169.0	25.391	114.2	1:59.147		14	35.905	159.4	56.839	168.6	25.305	119.4	1:58.049	
7	36.405	157.5	57.454	169.5	25.540	116.5	1:59.399		15	37.066	159.4	57.351	168.6	25.366	108.4	1:59.783	
8	36.642	158.3	57.376	169.0	25.377	118.2	1:59.395		16								

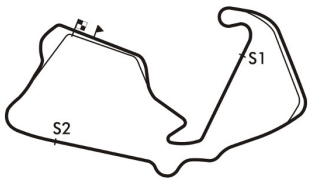

Session Start: 15:45:23 - Finish: 16:16:05
Weather/Track Conditions: Bright / Dry
Circuit: Silverstone Grand Prix Wing
Track Length: 5.891 Km - 3.6605 miles
Printed: 22-07-2018 - 16:21

Silverstone Classic - 20 - 22 Jul 2018

Masters Endurance Legends

Race 19 - Sector Analysis

93	Colin Sowter (3GT2)								Aston Martin GT2								
lap	Sect-1	Speed	Sect-2	Speed	Sect-3	Speed	Laptime	Pit	lap	Sect-1	Speed	Sect-2	Speed	Sect-3	Speed	Laptime	Pit
1		135.0	1:08.646	144.3	30.605	96.9	2:26.031		8	Out	131.6	1:07.183	146.8	29.757	102.0	3:42.510	P
2	43.408	135.0	1:08.610	145.3	30.555	97.4	2:22.573		9	42.138	133.4	1:07.270	146.8	29.329	100.3	2:18.737	
3	42.255	133.9	1:08.653	145.9	30.618	97.9	2:21.526		10	42.285	133.4	1:08.944	146.5	30.284	100.8	2:21.513	
4	42.351	128.3	1:07.985	146.5	30.308	99.9	2:20.644		11	42.385	135.6	1:08.399	144.9	30.159	93.0	2:20.943	
5	42.440	134.2	1:08.317	146.2	30.142	96.2	2:20.899		12	43.096	126.9	1:08.339	145.6	29.587	101.4	2:21.022	
6	41.894	128.1	1:07.247	146.2	30.270	96.2	2:19.411		13	41.699	135.6	1:06.968	146.5	29.768	98.0	2:18.435	
7	42.581	131.1	1:07.171	146.5	In		2:19.343	P	14								

94	Janos Santa (2GT2)								Ferrari 360 GT								
lap	Sect-1	Speed	Sect-2	Speed	Sect-3	Speed	Laptime	Pit	lap	Sect-1	Speed	Sect-2	Speed	Sect-3	Speed	Laptime	Pit
1		122.9	1:12.811	139.2	30.744	99.3	2:38.625		8	44.182	128.8	1:09.882	144.9	29.828	102.3	2:23.892	
2	43.049	129.8	1:10.356	138.1	31.125	100.2	2:24.530		9	42.078	133.9	1:08.732	144.3	30.015	100.3	2:20.825	
3	43.109	131.1	1:10.340	141.3	30.632	100.3	2:24.081		10	41.742	134.5	1:09.569	146.5	29.832	101.9	2:21.143	
4	43.899	127.8	1:11.175	138.9	31.991	99.3	2:27.065		11	42.239	133.2	1:08.594	142.2	29.644	103.3	2:20.477	
5	43.860	131.3	1:11.257	141.6	31.004	98.1	2:26.121		12	41.839	135.8	1:07.567	145.9	29.748	103.1	2:19.154	
6	43.720	131.1	1:09.774	128.1	In		2:30.338	P	13	41.764	134.2	1:08.575	144.6	29.644	103.3	2:19.983	
7	Out	113.6	1:11.504	142.2	30.463	96.9	4:01.855	P	14								

171	Steven Read (1GT1)								Ferrari F40 GTE								
lap	Sect-1	Speed	Sect-2	Speed	Sect-3	Speed	Laptime	Pit	lap	Sect-1	Speed	Sect-2	Speed	Sect-3	Speed	Laptime	Pit
1		115.3	1:18.668	135.3	37.134	81.7	2:49.743		7	47.650	125.0	1:15.808	129.3	37.092	82.4	2:40.550	
2	50.560	109.3	1:18.154	121.6	35.231	86.8	2:43.945		8	48.873	115.9	1:16.574	123.8	34.159	87.4	2:39.606	
3	50.670	118.1	1:20.080	131.6	35.610	81.0	2:46.360		9	48.484	118.4	1:15.530	135.6	39.651	82.0	2:43.665	
4	50.033	115.9	1:20.059	127.3	35.440	88.6	2:45.532		10	48.952	115.5	1:15.835	134.5	35.179	79.3	2:39.966	
5	50.480	111.5	1:19.272	128.3	34.594	92.6	2:44.346		11	48.903	120.5	1:16.344	132.9	34.111	93.8	2:39.358	
6	48.700	116.3	1:17.061	131.8	34.625	85.4	2:40.386		12	49.272	111.8	1:16.071	133.9	38.934	81.3	2:44.277	

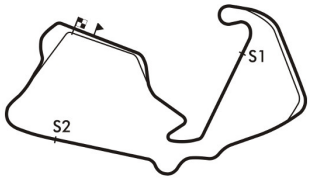

Session Start: 15:45:23 - Finish: 16:16:05
Weather/Track Conditions: Bright / Dry
Circuit: Silverstone Grand Prix Wing
Track Length: 5.891 Km - 3.6605 miles
Printed: 22-07-2018 - 16:21

Silverstone Classic - 20 - 22 Jul 2018

Masters Endurance Legends

Race 19 - Best Sector Times

	SECTOR 1			SECTOR 2			SECTOR 3		
	NO	TIME	LAP	NO	TIME	LAP	NO	TIME	LAP
1	16	34.946	2	8	55.042	12	8	24.187	7
2	8	35.207	2	7	55.513	15	16	24.324	1
3	88	35.558	3	16	55.731	2	7	24.361	9
4	7	35.746	6	88	56.641	3	6	24.824	7
5	6	36.014	4	6	56.699	8	88	24.860	2
6	34	36.048	2	34	56.936	2	34	25.091	1
7	15	36.305	2	15	58.012	11	24	25.270	12
8	24	36.568	6	24	58.554	12	15	25.585	1
9	2	37.129	12	25	58.909	3	2	26.055	3
10	11	37.369	11	2	59.300	5	25	26.307	3
11	25	38.256	3	11	1:00.469	10	11	26.436	11
12	86	38.420	14	86	1:01.375	2	20	26.531	9
13	20	38.965	13	61	1:01.593	11	61	27.178	12
14	65	39.185	2	20	1:02.229	13	86	27.265	13
15	61	39.271	7	65	1:02.411	3	65	27.725	2
16	18	40.075	11	18	1:03.466	10	18	28.173	9
17	26	40.172	9	26	1:04.754	12	26	28.646	12
18	93	41.699	13	27	1:06.907	10	93	29.329	9
19	94	41.742	10	93	1:06.968	13	27	29.436	10
20	27	42.342	10	94	1:07.567	12	94	29.644	11
21	171	47.650	7	171	1:15.530	9	171	34.111	11

IDEAL / BEST LAP COMPARISON

NO	NAME	BEST	IN	IDEAL	DIFF
16	Steve Tandy	1:55.228	2	1:55.001	+0.227
8	Herve Regout	1:55.295	12	1:54.436	+0.859
7	David Porter	1:56.987	11	1:55.620	+1.367
88	Martin Short	1:57.134	11	1:57.059	+0.075
34	Michael Lyons	1:58.142	2	1:58.075	+0.067
6	Massimiliano Girard	1:58.345	7	1:57.537	+0.808
15	Gareth Evans	2:00.155	5	1:59.902	+0.253
24	Chris Hoy	2:00.904	12	2:00.392	+0.512
2	Travis Engen	2:03.460	5	2:02.484	+0.976
25	Mike Newton	2:03.472	3	2:03.472	+0.000
11	Keith Frieser	2:04.956	10	2:04.274	+0.682
86	Steve Zacchia	2:07.640	13	2:07.060	+0.580
61	Nick Leventis	2:08.164	11	2:08.042	+0.122
20	P. Bruneau/M. Rosta	2:08.253	13	2:07.725	+0.528
65	James Cottingham	2:09.734	3	2:09.321	+0.413
18	Paul Whight	2:12.223	9	2:11.714	+0.509
26	James Thorpe	2:14.015	12	2:13.572	+0.443
93	Colin Sowter	2:18.435	13	2:17.996	+0.439
27	Paul Daniels	2:18.685	10	2:18.685	+0.000
94	Janos Santa	2:19.154	12	2:18.953	+0.201
171	Steven Read	2:39.358	11	2:37.291	+2.067

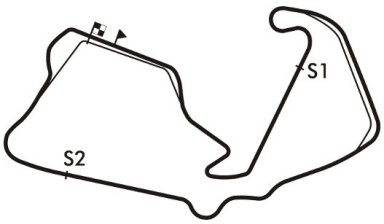

Session Start: 15:45:23 - Finish: 16:16:05
Weather/Track Conditions: Bright / Dry
Circuit: Silverstone Grand Prix Wing
Track Length: 5.891 Km - 3.6605 miles

Printed: 22-07-2018 - 16:21

Silverstone Classic - 20 - 22 Jul 2018

Masters Endurance Legends

Race 19 - Best Sector Speeds

	NO	SECTOR 1	MPH	NO	SECTOR 2	MPH	NO	SECTOR 3	MPH
1	8	Herve Regout	161.3	8	Herve Regout	173.0	7	David Porter	128.4
2	88	Martin Short	160.2	2	Travis Engen	170.3	8	Herve Regout	126.4
3	6	Massimiliano Girardo	159.0	88	Martin Short	169.9	16	Steve Tandy	125.7
4	15	Gareth Evans	159.0	6	Massimiliano Girardo	169.0	6	Massimiliano Girardo	123.9
5	7	David Porter	157.9	15	Gareth Evans	169.0	88	Martin Short	122.1
6	2	Travis Engen	157.2	7	David Porter	168.2	15	Gareth Evans	121.6
7	16	Steve Tandy	154.6	16	Steve Tandy	163.7	34	Michael Lyons	119.7
8	86	Steve Zacchia	151.5	25	Mike Newton	160.9	24	Chris Hoy	117.8
9	11	Keith Frieser	149.8	86	Steve Zacchia	160.5	2	Travis Engen	117.0
10	25	Mike Newton	149.5	11	Keith Frieser	159.4	11	Keith Frieser	115.5
11	61	Nick Leventis	148.1	65	James Cottingham	158.6	25	Mike Newton	113.2
12	65	James Cottingham	148.1	61	Nick Leventis	157.9	65	James Cottingham	111.5
13	26	James Thorpe	147.5	24	Chris Hoy	156.1	86	Steve Zacchia	111.5
14	24	Chris Hoy	147.2	34	Michael Lyons	155.3	61	Nick Leventis	111.3
15	34	Michael Lyons	144.3	26	James Thorpe	155.0	20	P. Bruneau/M. Rostan	110.6
16	18	Paul Whight	143.7	18	Paul Whight	151.1	18	Paul Whight	109.0
17	20	P. Bruneau/M. Rostan	138.7	27	Paul Daniels	147.8	26	James Thorpe	107.2
18	27	Paul Daniels	136.4	20	P. Bruneau/M. Rostan	147.5	94	Janos Santa	103.3
19	94	Janos Santa	135.8	93	Colin Sowter	146.8	27	Paul Daniels	102.5
20	93	Colin Sowter	135.6	94	Janos Santa	146.5	93	Colin Sowter	102.0
21	171	Steven Read	125.0	171	Steven Read	135.6	171	Steven Read	93.8

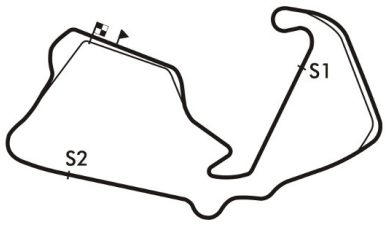

Session Start: 15:45:23 - Finish: 16:16:05
Weather/Track Conditions: Bright / Dry
Circuit: Silverstone Grand Prix Wing
Track Length: 5.891 Km - 3.6605 miles

Printed: 22-07-2018 - 16:22

Silverstone Classic - 20 - 22 Jul 2018

Masters Endurance Legends

Race 19 - Lap Chart

Lap 1			Lap 2			Lap 3			Lap 4			Lap 5			Lap 6		
NO	Behind	Laptime	NO	Behind	Laptime	NO	Behind	Laptime	NO	Behind	Laptime	NO	Behind	Laptime	NO	Behind	Laptime
16		1:56.779	16		1:55.228	16		1:55.928	16		1:56.279	8		1:57.163	8		1:57.846
8	0.810	1:57.589	8	2.082	1:56.500	8	1.705	1:55.551	8	1.330	1:55.904	16	0.489	1:58.982	16	0.767	1:58.124
88	2.335	1:59.114	88	4.616	1:57.509	88	5.967	1:57.279	20	1 LAP	2:21.494	88	9.106	2:00.433	88	10.407	1:59.147
7	3.478	2:00.257	7	5.392	1:57.142	7	6.573	1:57.109	88	7.166	1:57.478	7	9.687	2:00.376	93	1 LAP	2:20.899
34	4.264	2:01.043	34	7.178	1:58.142	6	11.227	1:58.874	7	7.804	1:57.510	94	1 LAP	2:27.065	7	11.279	1:59.438
6	5.021	2:01.800	6	8.281	1:58.488	15	16.366	2:00.380	6	13.942	1:58.994	6	14.687	1:59.238	6	17.046	2:00.205
15	6.921	2:03.700	15	11.914	2:00.221	24	25.705	2:01.810	15	21.910	2:01.823	15	23.572	2:00.155	27	1 LAP	2:23.621
25	11.735	2:08.514	24	19.823	2:02.752	25	29.793	2:03.472	171	1 LAP	2:46.360	20	1 LAP	2:20.812	15	26.421	2:00.695
24	12.299	2:09.078	25	22.249	2:05.742	2	30.830	2:03.609	24	40.050	2:10.624	24	42.750	2:01.193	94	1 LAP	2:26.121
2	12.756	2:09.535	2	23.149	2:05.621	34	32.639	2:21.389	2	41.033	2:06.482	2	46.000	2:03.460	24	49.511	2:04.607
11	15.168	2:11.947	11	27.846	2:07.906	11	39.516	2:07.598	25	42.338	2:08.824	25	55.360	2:11.515	20	1 LAP	2:22.617
65	17.425	2:14.204	86	30.325	2:07.730	86	42.750	2:08.353	11	49.516	2:06.279	11	1:00.088	2:09.065	2	59.111	2:10.957
86	17.823	2:14.602	65	32.051	2:09.854	65	45.857	2:09.734	86	54.343	2:07.872	86	1:04.808	2:08.958	11	1:08.927	2:06.685
26	23.847	2:20.626	26	44.321	2:15.702	26	1:03.612	2:15.219	65	1:00.793	2:11.215	65	1:14.071	2:11.771	25	1:13.260	2:15.746
18	24.371	2:21.150	18	44.889	2:15.746	61	1:03.928	2:11.983	61	1:19.980	2:12.331	171	1 LAP	2:45.532	86	1:15.773	2:08.811
93	29.252	2:26.031	61	47.873	2:13.068	18	1:04.815	2:15.854	26	1:24.937	2:17.604	61	1:31.390	2:09.903	65	1:27.401	2:11.176
61	30.033	2:26.812	93	56.597	2:22.573	93	1:22.195	2:21.526	18	1:25.437	2:16.901	18	1:39.577	2:12.633	61	1:44.082	2:10.538
27	32.291	2:29.070	27	59.815	2:22.752	27	1:26.510	2:22.623	93	1:46.560	2:20.644	26	1:41.894	2:15.450			
94	41.846	2:38.625	94	1:11.148	2:24.530	94	1:39.301	2:24.081	27	1:52.792	2:22.561						
20	47.725	2:44.504	20	1:36.479	2:43.982												
171	52.964	2:49.743	171	1:41.681	2:43.945												

Session Start: 15:45:23 - Finish: 16:16:05
Weather/Track Conditions: Bright / Dry
Circuit: Silverstone Grand Prix Wing
Track Length: 5.891 Km - 3.6605 miles
Printed: 22-07-2018 - 16:22

Results: www.mstworld.com. Live Timing: https://livetiming.getraceresults.com/mst. Email: timing@mstworld.com

Silverstone Classic - 20 - 22 Jul 2018

Masters Endurance Legends

Race 19 - Lap Chart

Lap 7			Lap 8			Lap 9			Lap 10			Lap 11			Lap 12		
NO	Behind	Laptime	NO	Behind	Laptime	NO	Behind	Laptime	NO	Behind	Laptime	NO	Behind	Laptime	NO	Behind	Laptime
8		1:56.264	8		1:57.591	16		1:59.424	16		3:21.102	16		1:57.467	16		1:55.858
16	1.238	1:56.735	16	0.404	1:56.757	8	4.134	2:03.962	8	2.524	3:19.492	8	2.077	1:57.020	8	1.514	1:55.295
26	1 LAP	2:18.818	88	15.346	1:59.395	15	1 LAP	3:34.538	27	2 LAPS	3:05.378	25	1 LAP	2:08.431	93	2 LAPS	2:21.513
171	2 LAPS	2:44.346	7	16.389	2:00.139	61	1 LAP	2:13.308	88	16.504	3:21.709	20	2 LAPS	2:08.843	88	19.870	1:59.557
88	13.542	1:59.399	6	22.437	2:00.901	88	15.897	2:00.379	6	1 LAP	5:15.101	88	16.171	1:57.134	7	20.340	1:59.665
7	13.841	1:58.826	24	1 LAP	3:52.207	27	2 LAPS	3:43.584	7	17.013	1:58.776	7	16.533	1:56.987	25	1 LAP	2:08.924
6	19.127	1:58.345	171	2 LAPS	2:40.386	2	1 LAP	3:35.761	94	2 LAPS	2:23.892	27	2 LAPS	2:20.005	20	2 LAPS	2:08.614
15	33.061	2:02.904	93	1 LAP	2:19.343	24	1 LAP	2:05.794	61	1 LAP	3:36.313	61	1 LAP	2:10.660	61	1 LAP	2:08.164
93	1 LAP	2:19.411	25	1 LAP	3:41.435	20	2 LAPS	3:40.721	18	1 LAP	2:12.223	94	2 LAPS	2:20.825	27	2 LAPS	2:18.685
27	1 LAP	2:21.877	11	1:28.921	2:07.414	25	1 LAP	2:08.134	86	1 LAP	4:23.502	86	1 LAP	2:08.350	15	1:04.298	2:03.909
94	1 LAP	2:30.338	18	1 LAP	2:13.358	94	2 LAPS	4:01.855	15	52.200	2:02.078	18	1 LAP	2:13.214	86	1 LAP	2:09.711
2	1:15.386	2:12.539	86	1:38.594	2:08.348	171	2 LAPS	2:40.550	171	2 LAPS	2:39.606	15	56.247	2:01.514	94	2 LAPS	2:21.143
11	1:19.098	2:06.435	26	1 LAP	3:42.685	7	1:39.339	3:22.778	26	1 LAP	2:15.130	65	3 LAPS	8:33.942	18	1 LAP	2:12.766
18	1 LAP	3:34.902				18	1 LAP	2:12.785	93	1 LAP	2:18.737	26	1 LAP	2:15.715	65	3 LAPS	2:10.224
20	1 LAP	2:28.729				26	1 LAP	2:14.427	11	1:44.456	2:04.956	171	2 LAPS	2:43.665	26	1 LAP	2:17.059
86	1:27.837	2:08.328				15	2:11.224	2:01.044	24	1:44.668	2:02.408	24	1:49.811	2:02.610	24	1:54.857	2:00.904
65	1:44.988	2:13.851				93	1 LAP	3:42.510	2	1:46.027	2:04.343	11	1:52.086	2:05.097			
61	1:57.411	2:09.593				11	3:00.602	3:31.509				2	1:53.102	2:04.542			
						2	3:02.786	2:09.058									
						24	3:03.362	2:09.533									
						25	3:18.737	2:09.591									

Session Start: 15:45:23 - Finish: 16:16:05
Weather/Track Conditions: Bright / Dry
Circuit: Silverstone Grand Prix Wing
Track Length: 5.891 Km - 3.6605 miles
Printed: 22-07-2018 - 16:22

MST
Results: www.mstworld.com. Live Timing: https://livetiming.getraceresults.com/mst. Email: timing@mstworld.com

Silverstone Classic - 20 - 22 Jul 2018

Masters Endurance Legends

Race 19 - Lap Chart

Lap 13			Lap 14			Lap 15		
NO	Behind	Laptime	NO	Behind	Laptime	NO	Behind	Laptime
16		1:56.917	16		1:57.851	16		1:57.893
8	3.901	1:59.304	8	2.275	1:56.225	8	0.595	1:56.213
2	1 LAP	2:06.490	24	1 LAP	2:04.155	24	1 LAP	2:02.978
11	1 LAP	2:08.282	2	1 LAP	2:05.892	7	22.622	1:57.596
88	22.523	1:59.570	88	22.721	1:58.049	2	1 LAP	2:07.327
7	22.800	1:59.377	7	22.919	1:57.970	26	2 LAPS	2:23.216
171	3 LAPS	2:39.966	25	1 LAP	2:10.166	88	24.611	1:59.783
93	2 LAPS	2:20.943	20	2 LAPS	2:09.091	25	1 LAP	2:09.185
25	1 LAP	2:06.439	93	2 LAPS	2:21.022	20	2 LAPS	2:08.253
20	2 LAPS	2:09.022	171	3 LAPS	2:39.358	93	2 LAPS	2:18.435
61	1 LAP	2:08.699	15	1:12.967	2:01.910	15	1:17.926	2:02.852
15	1:08.908	2:01.527	61	1 LAP	2:09.841	61	1 LAP	2:10.335
86	1 LAP	2:08.098	86	1 LAP	2:07.640	86	1 LAP	2:08.991
27	2 LAPS	2:20.122	65	3 LAPS	2:10.116	171	3 LAPS	2:44.277
18	1 LAP	2:13.354	18	1 LAP	2:16.973	65	3 LAPS	2:11.132
65	3 LAPS	2:10.781	27	2 LAPS	2:22.318	18	1 LAP	2:14.650
94	2 LAPS	2:20.477	94	2 LAPS	2:19.154	27	2 LAPS	2:19.305
26	1 LAP	2:14.015				94	2 LAPS	2:19.983

Session Start: 15:45:23 - Finish: 16:16:05
Weather/Track Conditions: Bright / Dry
Circuit: Silverstone Grand Prix Wing
Track Length: 5.891 Km - 3.6605 miles
Printed: 22-07-2018 - 16:22

Silverstone Classic - 20 - 22 Jul 2018

Masters Endurance Legends

Race 19 - Final Classification

Sheet No:

POS	NO	DRIVER/S	NAT	CLASS	CLASS POS	CAR MAKE / MODEL	TIME	LAPS	GAP	DIFF	MPH	BEST	ON
1	16	Steve Tandy		3P1	1	Lola B12/60	30:41.324	15	-- 15 laps		107.3	1:55.228	2
2	8	Herve Regout		3P1	2	Lola Aston DBR1-2	30:41.919	15	0.595	0.595	107.3	1:55.295	12
3	7	David Porter		3P1	3	Peugeot 908	31:03.946	15	22.622	22.027	106.0	1:56.987	11
4	88	Martin Short		2P1	1	Dallara SP1	31:05.935	15	24.611	1.989	105.9	1:57.134	11
5	15	Gareth Evans		3P1	4	Creation 7	31:59.250	15	1:17.926	53.315	102.9	2:00.155	5
6	24	Chris Hoy		3P2	1	Courage LC75	30:50.653	14	-- 14 laps	54.255	99.69	2:00.904	12
7	2	Travis Engen		2P1	2	Audi R8 LMP1	31:05.616	14	14.963	14.963	98.89	2:03.460	5
8	25	Mike Newton		2P2	1	MG Lola EX257	31:36.118	14	45.465	30.502	97.29	2:03.472	3
9	61	Nick Leventis		2GT1	1	Aston Martin DBR9	32:11.548	14	1:20.895	35.430	95.51	2:08.164	11
10	86	Steve Zacchia		2GT1	2	Ferrari 550 GT1	32:19.294	14	1:28.641	7.746	95.13	2:07.640	13
11	18	Paul Whight		3GT2	1	Aston Martin Vantage	32:51.509	14	2:00.856	32.215	93.57	2:12.223	9
12	26	James Thorpe		3GT2	2	Ferrari 430	31:05.666	13	-- 13 laps	28.807	91.82	2:14.015	12
13	20	Pierre Bruneau-Mark Rostan		2P2	2	Pilbeam MP91	31:38.765	13	33.099	33.099	90.22	2:08.253	13
14	93	Colin Sowter		3GT2	3	Aston Martin GT2	31:53.587	13	47.921	14.822	89.52	2:18.435	13
15	27	Paul Daniels		3GT2	4	Porsche 997 GT3	32:51.901	13	1:46.235	58.314	86.87	2:18.685	10
16	94	Janos Santa		2GT2	1	Ferrari 360 GT	32:58.089	13	1:52.423	6.188	86.60	2:19.154	12
17	11	Keith Frieser		3P2	2	Oreca FLM09	26:53.173	12	-- 12 laps		98.02	2:04.956	10
18	171	Steven Read		1GT1	1	Ferrari F40 GTE	32:37.734	12	5:44.561	5:44.561	80.77	2:39.358	11
19	65	James Cottingham		2GT1	3	Ferrari 550	32:38.000	12	5:44.827	0.266	80.76	2:09.734	3
		---------- NOT CLASSIFIED ----------											
DNC	6	Massimiliano Girardo		2P1		Dallara SP1	21:11.946	9	-- 9 laps --		93.24	1:58.345	7
DNC	34	Michael Lyons		3P2		Oreca 03 LMP2	6:20.574	3	-- 3 laps --	21.412	103.8	1:58.142	2

---------- FASTEST LAP SUMMARY ----------

NO	DRIVER/S	CLASS	CAR MAKE / MODEL	FASTEST LAP	ON	MPH
16	Steve Tandy	3P1	Lola B12/60	1:55.228	2	114.36
88	Martin Short	2P1	Dallara SP1	1:57.134	11	112.50
34	Michael Lyons	3P2	Oreca 03 LMP2	1:58.142	2	111.54
25	Mike Newton	2P2	MG Lola EX257	2:03.472	3	106.73
86	Steve Zacchia	2GT1	Ferrari 550 GT1	2:07.640	13	103.24
18	Paul Whight	3GT2	Aston Martin Vantage GT2	2:12.223	9	99.66
94	Janos Santa	2GT2	Ferrari 360 GT	2:19.154	12	94.70
171	Steven Read	1GT1	Ferrari F40 GTE	2:39.358	11	82.69

Car 18 - 5 second penalty, crossing pit lane exit blend line.

Session Start: 15:45:23 - Finish: 16:16:05
Weather/Track Conditions: Bright / Dry
Circuit: Silverstone Grand Prix Wing

Chief Steward: David Gray	Steward: Fergus Whatling	Steward: Henry Woodgate

Printed: 22-07-2018 - 16:55

Results Booklet

SilverstoneClassic

20/21/22 JULY 2018

Timing & Results by MST SYSTEMS Ltd.
www.mstworld.com

© MST SYSTEMS Ltd 2018
The Haysfield, Spring Lane North, Malvern WR14 1GF
t: +44 (0) 1684 560614 e: timing@mstworld.com

HSCC

SilverstoneClassic
20/21/22 JULY 2018

Silverstone Historic Grand Prix Circuit

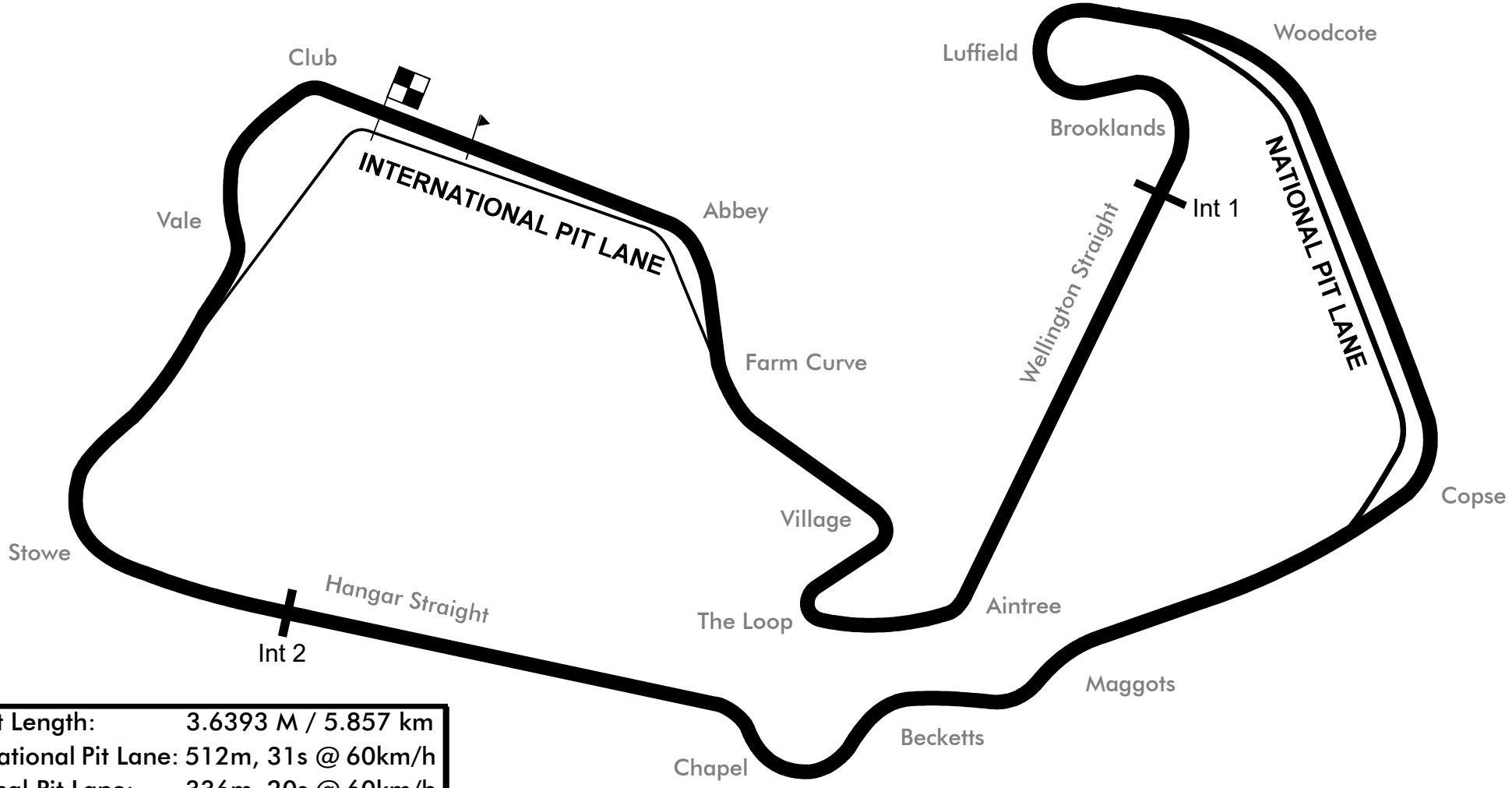

Circuit Length:	3.6393 M / 5.857 km
International Pit Lane:	512m, 31s @ 60km/h
National Pit Lane:	336m, 20s @ 60km/h
Intermediate 1:	1.757 km
Intermediate 2:	4.760 km
Start line offset:	132.3 m

MST

Silverstone Classic - 20 - 22 Jul 2018

Royal Automobile Club Woodcote Trophy For Pre '56 Sports Cars

Qualifying for Race 13 - Classification

Sheet No:

POS	NO	DRIVER/S	CLASS	CLASS POS	CAR MAKE / MODEL	TIME	ON	LAPS	GAP	DIFF	MPH
1	7	Gary Pearson	WT4A	1	Jaguar D-type	2:29.778	7	9			87.47
2	11	Frederic Wakeman-Patrick Blakeney-Edwards	WT4A	2	Cooper T38	2:29.831	10	10	0.053	0.053	87.44
3	15	Richard Wilson-Martin Stretton	WT3	1	Maserati 250S	2:31.057	3	9	1.279	1.226	86.73
4	8	Martin Hunt-Patrick Blakeney-Edwards	WT4	1	HWM Jaguar	2:32.438	7	10	2.660	1.381	85.95
5	12	Steve Boultbee Brooks-Andrew Smith	WT4A	3	Jaguar D-type	2:32.674	8	9	2.896	0.236	85.82
6	3	Wolfgang Friedrichs-Simon Hadfield	WT3A	1	Aston Martin DB3S	2:33.189	7	8	3.411	0.515	85.53
7	23	Barry Wood-Tony Wood	WT4	2	RGS Atalanta Jaguar	2:34.445	2	8	4.667	1.256	84.83
8	36	Rod Barrett-Jay Shepherd	WT4A	4	Jaguar D-type	2:35.708	5	7	5.930	1.263	84.14
9	20	Rudiger Friedrichs	WT4	3	Jaguar C-type	2:36.229	9	9	6.451	0.521	83.86
10	6	John Ure-Nick Wigley	WT2	1	Cooper Bristol T24/25	2:36.331	7	9	6.553	0.102	83.81
11	10	Malcolm Paul-Rick Bourne	WT3A	2	Lotus Bristol 10	2:36.552	3	8	6.774	0.221	83.69
12	34	Malcolm Harrison-Patrick Watts	WT2	2	Cooper Bristol T25	2:37.503	2	6	7.725	0.951	83.18
13	85	Stephen Bond	WT2	3	Lister Bristol Flat Iron	2:38.274	3	9	8.496	0.771	82.78
14	17	John Pearson	WT4A	5	Jaguar D-type	2:38.631	3	5	8.853	0.357	82.59
15	45	Paul Mortimer-Jonathan Mortimer	WT3A	3	Austin-Healey 100M	2:38.764	8	9	8.986	0.133	82.52
16	53	David Reed-Peter Snowdon	WT3	2	Aston Martin DB2	2:40.496	8	9	10.718	1.732	81.63
17	128	David Cottingham-Scott Redding	WT2	4	Ferrari 500 TRC	2:40.545	8	8	10.767	0.049	81.61
18	120	Jonathan Abecassis	WT3A	4	Austin-Healey 100/4	2:40.805	8	9	11.027	0.260	81.48
19	29	Richard Woolmer-James Cottingham	WT4	4	HWM Cadillac	2:41.121	4	9	11.343	0.316	81.32
20	98	Nick Matthews	WT3A	5	Austin-Healey 100/4	2:41.258	9	9	11.480	0.137	81.25
21	58	Jason Minshaw-Andy Willis	WT3A	6	Austin-Healey 100 Le Mans	2:42.761	3	9	12.983	1.503	80.50
22	33	Chris Phillips-Oliver Phillips	WT2	5	Cooper Bristol	2:42.847	7	9	13.069	0.086	80.45
23	56	Nick Riley	WT3A	7	Lister Maserati	2:43.878	8	9	14.100	1.031	79.95
24	24	Steve Ward-Josh Ward	WT4	5	Jaguar XK120 Ecurie Ecosse	2:43.933	8	8	14.155	0.055	79.92
25	453	Jason Yates-Ben Mitchell	WTIN	1	Ferrari 500 TRC	2:44.769	3	8	14.991	0.836	79.52
26	16	Christopher Jolly	WT3	3	Aston Martin DB2	2:46.948	7	7	17.170	2.179	78.48
27	31	Paul Griffin	WT1	1	Connaught ALSR	2:48.378	9	9	18.600	1.430	77.81
28	41	Nick Brayshaw-Sam Tordoff	WT3A	8	Austin-Healey 100M	2:48.874	8	8	19.096	0.496	77.58
29	4	Philip Champion-Sam Stretton	WT2	6	Frazer Nash Mille Miglia	2:49.505	3	8	19.727	0.631	77.29
30	25	Nick Ruddell	WT3	4	Aston Martin DB2/4 Mk1	2:50.531	6	9	20.753	1.026	76.83
31	68	Marc Gordon	WT4	6	Jaguar XK140 FHC	2:51.434	5	9	21.656	0.903	76.42
32	198	Kevin Kivlochan	WT2	7	AC Ace Bristol	2:55.260	4	4	25.482	3.826	74.76
33	50	John Cleland	WT1	2	Lotus 6	2:57.006	5	6	27.228	1.746	74.02
34	99	João Mira-Gomes	WT4	7	Jaguar XK140 FHC	3:11.136	2	2	41.358	14.130	68.55

Car 198 requires a working transponder - Regulation Q.12.2.1 refers.
A 30 second penalty will be applied if not working in the race.

Session Start: 11:24:07 - Finish: 11:51:10
Weather/Track Conditions: Overcast / Dry
Circuit: Silverstone Historic Grand Prix
Track Length: 5.857 Km - 3.6394 miles

These results are provisional until the conclusion of any judicial and technical matters.

Clerk of the Course:	Timekeeper:	Issued at:
Julian Floyd	Nick Palmer	

Printed: 20-07-2018 - 11:54

Silverstone Classic - 20 - 22 Jul 2018

Royal Automobile Club Woodcote Trophy For Pre '56 Sports Cars

Qualifying for Race 13 - Sector Analysis

3 Friedrichs / Hadfield (WT3A) — Aston Martin DB3S

lap	Sect-1	Speed	Sect-2	Speed	Sect-3	Speed	Laptime	Pit
1	54.230	97.7	1:22.901	123.4	30.895	85.1	2:48.026	
2	51.007	92.8	1:21.176	122.7	30.333	84.3	2:42.516	
3	50.998	102.5	1:19.920	118.1	30.330	84.9	2:41.248	
4	3:57.619	83.6	2:33.360	125.4	29.067	88.2	7:00.046	P
5	47.925	113.6	1:18.243	125.4	28.937	84.1	2:35.105	
6	48.125	113.4	1:16.971	126.9	28.953	88.0	2:34.049	
7	47.856	115.5	1:16.771	127.8	28.562	87.3	2:33.189	
8	48.132	115.5	1:16.940	125.4	28.672	87.4	2:33.744	

4 Champion / Stretton (WT2) — Frazer Nash Mille Miglia

lap	Sect-1	Speed	Sect-2	Speed	Sect-3	Speed	Laptime	Pit
1	55.483	92.4	1:28.567	93.9	33.645	76.5	2:57.695	
2	53.739	93.6	1:27.849	106.5	32.106	75.4	2:53.694	
3	53.438	95.9	1:25.413	105.5	30.654	78.3	2:49.505	
4	54.871	95.9	3:06.705	102.6	34.513	74.2	4:36.089	P
5	56.641	83.3	2:16.431	95.6	33.308	75.8	3:46.380	P
6	55.984	92.8	1:28.739	104.7	32.943	74.2	2:57.666	
7	55.413	90.9	1:28.095	102.5	32.526	75.5	2:56.034	
8	55.150	94.1	1:31.973	86.1	35.319	72.7	3:02.442	

6 Ure / Wigley (WT2) — Cooper Bristol T24/25

lap	Sect-1	Speed	Sect-2	Speed	Sect-3	Speed	Laptime	Pit
1	55.405	100.8	1:21.820	117.7	30.969	84.6	2:48.194	
2	50.155	101.4	1:21.072	116.7	29.761	85.1	2:40.988	
3	49.957	107.0	1:19.386	117.5	29.720	84.7	2:39.063	
4	50.326	106.4	2:33.134	111.3	30.188	81.8	3:53.648	P
5	50.806	105.4	1:21.009	114.5	29.582	84.2	2:41.397	
6	49.300	105.5	1:18.980	115.9	28.879	85.3	2:37.159	
7	48.860	109.7	1:18.577	117.9	28.894	86.3	2:36.331	
8	48.904	108.2	1:18.828	115.7	28.982	85.6	2:36.714	
9	49.573	103.4	1:19.808	115.9	28.762	85.4	2:38.143	
10								

7 Gary Pearson (WT4A) — Jaguar D-type

lap	Sect-1	Speed	Sect-2	Speed	Sect-3	Speed	Laptime	Pit
1	47.363	115.1	1:14.754	139.8	28.763	91.7	2:30.880	
2	47.654	112.6	1:14.787	140.1	28.520	90.3	2:30.961	
3	54.538	76.5	3:03.691	137.8	28.985	92.1	4:27.214	P
4	47.070	109.8	1:14.824	140.1	28.236	91.4	2:30.130	
5	46.638	118.4	1:14.597	136.1	28.646	91.3	2:29.881	
6	50.276	90.8	2:40.078	135.3	29.347	90.8	3:59.701	P
7	46.933	113.6	1:14.387	140.1	28.458	92.1	2:29.778	
8	47.299	111.5	1:14.902	140.7	28.150	91.1	2:30.351	
9	47.073	113.6	1:14.737	139.2	28.392	91.9	2:30.202	
10								

8 Hunt / Blakeney-Edwards (WT4) — HWM Jaguar

lap	Sect-1	Speed	Sect-2	Speed	Sect-3	Speed	Laptime	Pit
1	48.447	115.9	1:16.919	130.8	28.659	90.1	2:34.025	
2	47.874	115.5	1:16.041	131.1	28.611	90.7	2:32.526	
3	59.604	73.6	2:52.205	129.6	29.861	86.5	4:21.670	P
4	48.427	106.4	1:16.813	130.8	29.188	88.2	2:34.428	
5	47.407	112.4	1:18.020	127.6	30.291	90.1	2:35.718	
6	47.766	116.3	1:16.198	130.8	28.886	89.0	2:32.850	
7	47.301	113.4	1:16.086	131.8	29.051	86.7	2:32.438	
8				127.3	29.778	89.0	2:36.090	
9	48.151	106.5	1:17.040	132.1	28.686	90.4	2:33.877	
10	49.667	98.0	1:17.345	127.6	29.371	89.7	2:36.383	

10 Paul / Bourne (WT3A) — Lotus Bristol 10

lap	Sect-1	Speed	Sect-2	Speed	Sect-3	Speed	Laptime	Pit
1	50.426	107.5	1:18.838	120.3	29.546	85.7	2:38.810	
2	49.172	111.8	1:18.055	120.7	29.593	85.1	2:36.820	
3	48.843	111.1	1:17.892	121.8	29.817	84.0	2:36.552	
4	49.645	82.6	3:03.869	120.5	30.187	85.1	4:23.701	P
5	49.800	111.8	1:20.124	120.5	30.632	86.5	2:40.556	
6	49.292	113.6	1:19.381	122.7	29.841	86.9	2:38.514	
7	48.968	113.6	1:19.845	121.8	29.426	86.3	2:38.239	
8	48.889	113.7	1:19.255	122.0	29.648	86.4	2:37.792	

11 Wakeman / Blakeney-Edwards (WT4A) — Cooper T38

lap	Sect-1	Speed	Sect-2	Speed	Sect-3	Speed	Laptime	Pit
1	47.806	118.6	1:14.979	133.4	28.826	89.7	2:31.611	
2	47.903	113.7	1:14.746	135.3	28.540	87.6	2:31.189	
3	47.665	115.9	1:14.958	135.8	28.233	88.0	2:30.856	
4	48.777	104.7	1:19.436	112.8	30.047	88.3	2:38.260	
5	50.140	103.4	2:28.429	131.8	28.756	89.5	3:47.325	P
6	47.183	116.9	1:15.314	135.3	28.228	90.7	2:30.725	
7	47.717	116.9	1:15.989	132.6	29.286	84.1	2:32.992	
8	47.431	117.7	1:14.812	134.2	28.087	88.2	2:30.330	
9	47.048	121.6	1:15.439	133.2	28.143	90.0	2:30.630	
10	46.611	119.4	1:14.757	134.5	28.463	90.0	2:29.831	

12 Boultbee Brooks / Smith (WT4A) — Jaguar D-type

lap	Sect-1	Speed	Sect-2	Speed	Sect-3	Speed	Laptime	Pit
1	50.949	111.1	1:20.597	132.4	30.482	86.1	2:42.028	
2	54.057	97.7	1:16.965	132.6	32.260	82.7	2:43.282	
3	51.061	102.5	1:16.891	135.0	29.286	85.9	2:37.238	
4	48.257	114.1	1:16.868	131.6	29.279	88.1	2:34.404	
5	48.502	109.8	3:21.231	130.3	30.885	81.4	4:40.618	P
6	50.481	104.2	1:17.461	131.3	28.984	82.2	2:36.926	
7	48.692	114.5	1:17.230	131.1	28.783	87.2	2:34.705	
8	47.617	115.3	1:16.221	131.6	28.836	83.9	2:32.674	
9	48.048	115.9	1:16.243	133.2	29.149	85.5	2:33.440	
10								

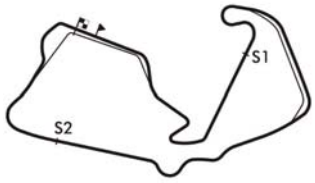

Session Start: 11:24:07 - Finish: 11:51:10
Weather/Track Conditions: Overcast / Dry
Circuit: Silverstone Historic Grand Prix
Track Length: 5.857 Km - 3.6394 miles
Printed: 20-07-2018 - 12:01

MST
Results: www.mstworld.com. Live Timing: https://livetiming.getraceresults.com/mst. Email: timing@mstworld.com

Silverstone Classic - 20 - 22 Jul 2018

Royal Automobile Club Woodcote Trophy For Pre '56 Sports Cars

Qualifying for Race 13 - Sector Analysis

15 Wilson / Stretton (WT3) — Maserati 250S

lap	Sect-1	Speed	Sect-2	Speed	Sect-3	Speed	Laptime	Pit
1	48.331	107.2	1:18.096	126.6	28.564	88.0	2:34.991	
2	47.590	115.5	1:15.801	128.3	28.163	88.7	2:31.554	
3	47.125	113.9	1:15.557	129.1	28.375	87.7	2:31.057	
4	47.173	120.1	1:15.505	131.6	29.586	85.5	2:32.264	
5	47.304	118.1	1:15.948	127.6	28.479	86.0	2:31.731	
6	47.387	120.3	1:15.967	130.1	29.013	85.9	2:32.367	
7	50.229	109.8	2:50.124	120.7	30.467	84.0	4:10.820	P
8	50.627	111.7	1:18.034	126.1	30.290	81.0	2:38.951	
9	51.639	106.0	2:51.900	74.0	45.600	53.7	4:29.139	P
10								

16 Christopher Jolly (WT3) — Aston Martin DB2

lap	Sect-1	Speed	Sect-2	Speed	Sect-3	Speed	Laptime	Pit
1	55.484	92.1	1:28.673	109.1	34.338	70.1	2:58.495	
2	56.505	90.4	1:24.173	115.5	32.598	77.9	2:53.276	
3	57.843	80.9	1:24.964	115.5	32.245	77.2	2:55.052	
4	52.781	95.5	1:26.620	88.9	33.583	76.8	2:52.984	
5	55.207	90.9	1:23.556	116.5	31.725	78.1	2:50.488	
6	1:01.290	77.9	5:40.903	106.2	32.443	79.1	7:14.636	P
7	52.459	99.9	1:23.789	112.6	30.700	77.0	2:46.948	
8								

17 John Pearson (WT4A) — Jaguar D-type

lap	Sect-1	Speed	Sect-2	Speed	Sect-3	Speed	Laptime	Pit
1	50.567	94.9	1:20.658	130.1	30.194	86.7	2:41.419	
2	49.129	106.9	1:19.282	130.3	30.917	85.7	2:39.328	
3	49.306	100.8	1:19.209	129.3	30.116	83.8	2:38.631	
4	50.494	104.0	7:20.568	127.1	30.606	83.2	8:41.668	P
5	50.457	96.1	1:20.847	113.2	30.990	82.6	2:42.294	
6								

20 Rudiger Friedrichs (WT4) — Jaguar C-type

lap	Sect-1	Speed	Sect-2	Speed	Sect-3	Speed	Laptime	Pit
1	53.314	101.7	1:22.185	125.9	31.280	87.8	2:46.779	
2	50.741	106.9	1:18.935	123.6	30.617	87.8	2:40.293	
3	49.765	103.9	1:19.238	122.7	30.985	86.9	2:39.988	
4	49.480	104.0	1:18.559	129.3	30.933	86.7	2:38.972	
5	49.823	102.6	1:18.719	130.8	30.517	87.7	2:39.059	
6	48.842	111.8	1:19.117	130.6	30.335	88.1	2:38.294	
7	48.960	105.4	1:18.884	131.8	29.956	86.7	2:37.800	
8	48.873	108.4	1:19.568	129.6	30.154	87.6	2:38.595	
9	48.690	106.9	1:17.690	130.1	29.849	85.4	2:36.229	
10								

23 Wood / Wood (WT4) — RGS Atalanta Jaguar

lap	Sect-1	Speed	Sect-2	Speed	Sect-3	Speed	Laptime	Pit
1	50.648	101.1	1:18.995	124.0	28.740	87.0	2:38.383	
2	48.330	107.2	1:17.079	126.6	29.036	86.6	2:34.445	
3	48.698	100.0	3:50.389	100.5	34.067	79.8	5:13.154	P
4	53.748	83.6	1:23.953	117.5	31.534	82.8	2:49.235	
5	53.260	96.1	1:23.497	113.6	31.944	79.6	2:48.701	
6	53.478	89.6	1:22.890	116.5	31.774	78.3	2:48.142	
7	52.689	96.4	1:23.009	114.5	31.292	81.0	2:46.990	
8	52.314	102.3	1:23.901	118.8	31.181	80.3	2:47.396	

24 Ward / Ward (WT4) — Jaguar XK120 Ecurie Ecosse

lap	Sect-1	Speed	Sect-2	Speed	Sect-3	Speed	Laptime	Pit
1	1:00.177	88.4	1:34.108	106.9	37.062	67.9	3:11.347	
2	58.587	86.7	1:30.425	108.9	37.226	68.8	3:06.238	
3	58.257	98.1	1:31.562	109.1	35.787	70.4	3:05.606	
4	56.632	97.7	1:30.736	106.4	36.562	71.7	3:03.930	
5	58.423	85.4	2:31.043	111.5	34.936	77.6	4:04.402	P
6	52.158	97.7	1:24.261	122.0	32.774	79.9	2:49.193	
7	52.947	102.0	1:22.773	121.4	31.490	82.2	2:47.210	
8	50.847	106.7	1:21.565	116.9	31.521	78.3	2:43.933	

25 Nick Ruddell (WT3) — Aston Martin DB2/4 Mk1

lap	Sect-1	Speed	Sect-2	Speed	Sect-3	Speed	Laptime	Pit
1	57.152	93.3	1:27.777	101.5	33.991	73.9	2:58.920	
2	53.909	105.5	1:26.054	113.6	32.866	73.0	2:52.829	
3	54.561	96.6	1:26.243	115.7	33.052	76.6	2:53.856	
4	52.706	95.7	1:25.841	113.2	32.109	78.1	2:50.656	
5	52.884	98.8	1:26.610	113.2	32.635	72.2	2:52.129	
6	53.065	104.0	1:25.353	113.2	32.113	78.9	2:50.531	
7	52.845	103.9	1:27.137	112.6	31.852	77.9	2:51.834	
8	53.669	101.8	1:25.047	113.4	32.558	72.7	2:51.274	
9	52.904	103.4	1:25.863	113.4	33.238	77.8	2:52.005	
10								

29 Woolmer / Cottingham (WT4) — HWM Cadillac

lap	Sect-1	Speed	Sect-2	Speed	Sect-3	Speed	Laptime	Pit
1	53.006	95.6	1:22.610	118.6	30.963	86.7	2:46.579	
2	51.227	107.7	1:21.106	123.4	30.089	83.7	2:42.422	
3	51.496	99.1	1:21.000	122.9	30.381	84.4	2:42.877	
4	51.104	104.5	1:19.917	125.2	30.100	83.4	2:41.121	
5	50.334	107.7	2:50.044	105.7	33.048	79.9	4:13.426	P
6	53.899	96.8	1:23.866	119.8	31.967	80.9	2:49.732	
7	52.908	99.0	1:23.343	120.5	31.614	80.2	2:47.865	
8	52.569	98.0	1:23.167	118.8	31.434	80.4	2:47.170	
9	51.880	98.4	1:22.236	119.4	31.203	83.7	2:45.319	
10								

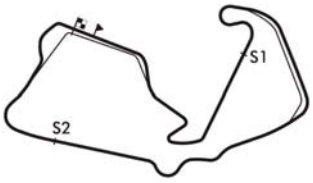

Session Start: 11:24:07 - Finish: 11:51:10
Weather/Track Conditions: Overcast / Dry
Circuit: Silverstone Historic Grand Prix
Track Length: 5.857 Km - 3.6394 miles
Printed: 20-07-2018 - 12:01

Silverstone Classic - 20 - 22 Jul 2018

Royal Automobile Club Woodcote Trophy For Pre '56 Sports Cars

Qualifying for Race 13 - Sector Analysis

31 Paul Griffin (WT1) — Connaught ALSR

lap	Sect-1	Speed	Sect-2	Speed	Sect-3	Speed	Laptime	Pit
1	55.123	90.3	1:27.340	103.7	31.419	79.0	2:53.882	
2	54.568	94.8	1:25.432	105.4	30.637	74.1	2:50.637	
3	53.389	96.6	1:26.039	105.2	30.955	78.9	2:50.383	
4	54.703	95.5	1:25.115	104.4	30.796	78.3	2:50.614	
5	54.658	95.7	1:25.031	103.6	31.827	78.5	2:51.516	
6	53.161	96.6	1:25.038	105.0	30.439	78.4	2:48.638	
7	53.713	95.9	1:24.690	104.4	30.706	78.8	2:49.109	
8	53.465	95.5	1:24.118	104.0	31.074	75.6	2:48.657	
9	53.195	96.1	1:24.678	104.4	30.505	79.2	2:48.378	
10								

33 Phillips / Phillips (WT2) — Cooper Bristol

lap	Sect-1	Speed	Sect-2	Speed	Sect-3	Speed	Laptime	Pit
1	55.213	94.9	1:23.467	113.0	30.580	82.1	2:49.260	
2	52.680	98.8	1:23.340	111.3	30.299	81.0	2:46.319	
3	52.390	101.8	1:22.912	110.4	30.637	79.1	2:45.939	
4	52.164	100.2	1:24.590	110.6	31.647	77.3	2:48.401	
5	55.190	88.5	2:38.935	112.2	30.656	79.6	4:04.781	P
6	52.154	104.4	1:22.219	110.9	29.885	81.3	2:44.258	
7	51.185	103.4	1:20.993	111.5	30.669	80.2	2:42.847	
8	51.657	103.4	1:22.105	110.2	30.366	81.0	2:44.128	
9	51.970	103.4	1:22.917	110.0	31.109	81.3	2:45.996	
10								

34 Harrison / Watts (WT2) — Cooper Bristol T25

lap	Sect-1	Speed	Sect-2	Speed	Sect-3	Speed	Laptime	Pit
1	49.664	106.7	1:20.268	113.7	29.257	83.0	2:39.189	
2	49.201	108.4	1:19.473	113.7	28.829	84.7	2:37.503	
3	50.069	108.1	3:03.669	112.4	31.659	84.5	4:25.397	P
4	50.555	104.7	1:21.209	113.9	30.710	84.5	2:42.474	
5	50.255	107.5	1:21.080	112.4	31.503	76.4	2:42.838	
6	50.359	109.1	1:19.798	115.7	30.753	83.8	2:40.910	

36 Barrett / Shepherd (WT4A) — Jaguar D-type

lap	Sect-1	Speed	Sect-2	Speed	Sect-3	Speed	Laptime	Pit
1	57.985	96.1	1:32.041	116.9	35.871	76.1	3:05.897	
2	58.275	95.9	1:27.114	115.3	35.878	78.0	3:01.267	
3	53.931	101.4	3:02.533	128.1	29.805	84.7	4:26.269	P
4	49.581	107.9	1:17.518	129.6	29.520	84.6	2:36.619	
5	48.574	110.6	1:17.758	128.6	29.376	83.1	2:35.708	
6	48.310	111.1	1:18.795	127.6	30.140	86.1	2:37.245	
7	50.234	114.7	1:18.445	113.4	30.664	79.5	2:39.343	
8								

41 Brayshaw / Tordoff (WT3A) — Austin-Healey 100M

lap	Sect-1	Speed	Sect-2	Speed	Sect-3	Speed	Laptime	Pit
1	56.011	94.5	1:32.847	101.7	35.779	74.0	3:04.637	
2	56.821	95.2	1:30.095	103.2	34.362	74.7	3:01.278	
3	57.277	91.6	1:30.384	103.6	35.910	74.7	3:03.571	
4	55.425	94.5	1:30.399	103.7	34.180	74.8	3:00.004	
5	56.932	96.0	1:30.379	104.5	34.416	75.7	3:01.727	
6	1:02.151	83.3	3:23.973	101.1	33.961	78.0	5:00.085	P
7	53.836	91.7	1:27.705	104.2	30.991	77.9	2:52.532	
8	53.084	94.1	1:25.177	104.2	30.613	81.0	2:48.874	

45 Mortimer / Mortimer (WT3A) — Austin-Healey 100M

lap	Sect-1	Speed	Sect-2	Speed	Sect-3	Speed	Laptime	Pit
1	52.420	103.9	1:24.510	113.2	31.189	80.8	2:48.119	
2	51.864	100.3	1:21.963	114.5	30.733	82.7	2:44.560	
3	50.881	100.0	1:23.147	113.9	30.893	83.0	2:44.921	
4	51.582	100.5	3:12.546	115.1	30.394	82.8	4:34.522	P
5	50.291	94.4	1:24.616	96.8	35.598	77.6	2:50.505	
6	51.028	106.9	1:19.731	115.3	30.074	77.0	2:40.833	
7	50.310	107.0	1:19.695	113.4	29.624	83.5	2:39.629	
8	49.779	106.7	1:19.338	114.1	29.647	82.2	2:38.764	
9	50.941	105.8	1:19.903	114.5	29.615	80.8	2:40.459	
10								

50 John Cleland (WT1) — Lotus 6

lap	Sect-1	Speed	Sect-2	Speed	Sect-3	Speed	Laptime	Pit
1	58.874	85.2	1:34.790	89.1	35.668	69.9	3:09.332	
2	56.920	85.8	1:30.124	89.8	32.009	74.7	2:59.053	
3	55.688	88.4	1:30.092	88.5	31.835	75.5	2:57.615	
4	56.002	88.1	1:29.513	92.7	31.541	75.6	2:57.056	
5	55.985	86.7	1:29.547	91.4	31.474	75.5	2:57.006	
6	57.996	87.5	1:30.613	89.7	32.828	73.1	3:01.437	

53 Reed / Snowdon (WT3) — Aston Martin DB2

lap	Sect-1	Speed	Sect-2	Speed	Sect-3	Speed	Laptime	Pit
1	52.445	97.1	1:25.790	113.9	33.559	78.0	2:51.794	
2	51.419	108.2	1:21.671	121.6	32.012	77.0	2:45.102	
3	51.556	105.7	1:22.086	123.1	31.511	82.3	2:45.153	
4	51.242	102.3	2:56.711	118.1	31.496	82.0	4:19.449	P
5	50.901	103.2	1:22.708	96.1	32.203	81.8	2:45.812	
6	51.120	95.6	1:20.778	120.9	30.274	82.7	2:42.172	
7	50.523	104.4	1:20.056	124.0	31.028	77.9	2:41.607	
8	50.571	104.9	1:19.662	124.5	30.263	84.2	2:40.496	
9	51.142	105.5	1:20.573	119.0	30.103	80.3	2:41.818	
10								

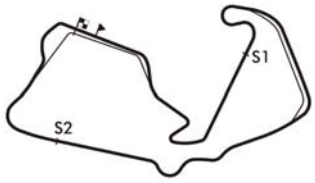

Session Start: 11:24:07 - Finish: 11:51:10
Weather/Track Conditions: Overcast / Dry
Circuit: Silverstone Historic Grand Prix
Track Length: 5.857 Km - 3.6394 miles
Printed: 20-07-2018 - 12:01

MST
Results: www.mstworld.com. Live Timing: https://livetiming.getraceresults.com/mst. Email: timing@mstworld.com

Silverstone Classic - 20 - 22 Jul 2018

Royal Automobile Club Woodcote Trophy For Pre '56 Sports Cars

Qualifying for Race 13 - Sector Analysis

56 Nick Riley (WT3A) — Lister Maserati

lap	Sect-1	Speed	Sect-2	Speed	Sect-3	Speed	Laptime	Pit	lap	Sect-1	Speed	Sect-2	Speed	Sect-3	Speed	Laptime	Pit
1	56.090	90.3	1:35.817	114.5	31.507	79.2	3:03.414		6	52.139	108.1	1:23.319	118.1	30.669	80.4	2:46.127	
2	53.177	108.1	1:21.729	115.7	31.023	78.6	2:45.929		7	51.945	108.1	1:21.749	115.9	30.655	80.3	2:44.349	
3	51.337	108.1	1:23.696	118.1	31.887	81.0	2:46.920		8	51.726	101.8	1:21.977	115.3	30.175	80.5	2:43.878	
4	51.813	108.4	1:22.243	116.9	31.079	76.5	2:45.135		9	52.848	105.0	1:23.150	116.1	30.412	81.8	2:46.410	
5	52.430	109.1	2:33.267	114.9	30.535	81.0	3:56.232	P	10								

58 Minshaw / Willis (WT3A) — Austin-Healey 100 Le Mans

lap	Sect-1	Speed	Sect-2	Speed	Sect-3	Speed	Laptime	Pit	lap	Sect-1	Speed	Sect-2	Speed	Sect-3	Speed	Laptime	Pit
1	52.429	102.3	1:23.264	110.6	30.193	80.2	2:45.886		6	52.364	94.1	1:21.938	113.2	30.278	79.4	2:44.580	
2	51.621	102.3	1:22.089	112.4	30.192	81.0	2:43.902		7	51.475	104.4	1:21.998	112.8	30.837	80.7	2:44.310	
3	51.374	103.4	1:21.388	112.8	29.999	80.6	2:42.761		8	52.151	103.4	1:22.265	111.8	30.295	80.4	2:44.711	
4	50.986	103.4	3:19.738	109.5	31.533	80.0	4:42.257	P	9	51.115	104.4	1:25.464	92.9	33.373	73.9	2:49.952	
5	52.753	103.7	1:22.045	113.2	30.798	80.6	2:45.596		10								

68 Marc Gordon (WT4) — Jaguar XK140 FHC

lap	Sect-1	Speed	Sect-2	Speed	Sect-3	Speed	Laptime	Pit	lap	Sect-1	Speed	Sect-2	Speed	Sect-3	Speed	Laptime	Pit
1	56.285	97.8	1:27.195	107.7	32.997	77.0	2:56.477		6	53.758	100.0	1:27.032	108.8	32.482	76.1	2:53.272	
2	54.768	98.0	1:26.416	110.0	31.932	77.9	2:53.116		7	54.097	98.5	1:26.989	110.0	32.102	78.7	2:53.188	
3	54.365	94.7	1:25.871	109.8	31.617	77.8	2:51.853		8	54.114	99.7	1:26.183	109.7	31.872	76.4	2:52.169	
4	55.080	96.8	1:26.619	108.1	31.881	75.6	2:53.580		9	54.816	99.1	1:25.906	107.2	32.356	77.9	2:53.078	
5	53.755	96.8	1:25.906	109.5	31.773	77.0	2:51.434		10								

85 Stephen Bond (WT2) — Lister Bristol Flat Iron

lap	Sect-1	Speed	Sect-2	Speed	Sect-3	Speed	Laptime	Pit	lap	Sect-1	Speed	Sect-2	Speed	Sect-3	Speed	Laptime	Pit
1	53.509	91.3	1:24.069	100.9	32.032	80.8	2:49.610		6	49.927	106.5	1:19.932	114.9	29.251	85.8	2:39.110	
2	50.839	101.5	1:20.168	116.5	30.162	82.5	2:41.169		7	49.813	107.7	1:20.651	114.9	29.332	85.5	2:39.796	
3	50.213	108.4	1:18.749	116.1	29.312	85.7	2:38.274		8	49.989	107.5	1:19.556	116.7	30.818	84.5	2:40.363	
4	49.398	102.6	1:20.251	114.1	29.549	83.1	2:39.198		9	49.817	106.9	1:19.555	114.3	29.814	84.7	2:39.186	
5	50.116	106.5	1:19.987	113.7	29.549	84.2	2:39.652		10								

98 Nick Matthews (WT3A) — Austin-Healey 100/4

lap	Sect-1	Speed	Sect-2	Speed	Sect-3	Speed	Laptime	Pit	lap	Sect-1	Speed	Sect-2	Speed	Sect-3	Speed	Laptime	Pit
1	54.254	102.8	1:22.364	114.5	31.042	80.0	2:47.660		6	51.919	103.7	1:20.711	112.0	30.093	81.0	2:42.723	
2	50.971	105.0	1:21.130	113.9	29.828	82.1	2:41.929		7	50.910	104.2	1:21.232	112.2	29.969	80.4	2:42.111	
3	50.743	104.7	1:21.071	113.4	30.156	80.0	2:41.970		8	50.433	104.9	1:22.812	112.8	29.881	82.7	2:43.126	
4	50.707	105.5	1:20.428	113.4	30.381	81.9	2:41.516		9	50.210	105.7	1:21.410	113.0	29.638	82.4	2:41.258	
5	50.972	104.5	1:21.336	113.0	29.978	81.5	2:42.286		10								

99 João Mira-Gomes (WT4) — Jaguar XK140 FHC

lap	Sect-1	Speed	Sect-2	Speed	Sect-3	Speed	Laptime	Pit	lap	Sect-1	Speed	Sect-2	Speed	Sect-3	Speed	Laptime	Pit
1	1:03.406	85.2	1:36.969	92.7	37.961	70.9	3:18.336		2	59.380	91.3	1:34.904	98.0	36.852	68.5	3:11.136	

120 Jonathan Abecassis (WT3A) — Austin-Healey 100/4

lap	Sect-1	Speed	Sect-2	Speed	Sect-3	Speed	Laptime	Pit	lap	Sect-1	Speed	Sect-2	Speed	Sect-3	Speed	Laptime	Pit
1	52.760	101.2	1:22.457	116.1	31.140	80.2	2:46.357		6	51.081	107.2	1:20.479	116.5	30.030	81.1	2:41.590	
2	50.597	107.4	1:21.130	117.7	29.886	81.9	2:41.613		7	1:02.204	107.0	1:21.597	116.5	30.266	82.0	2:54.067	
3	50.284	107.7	1:20.929	116.3	30.313	82.2	2:41.526		8	50.418	107.9	1:20.404	116.5	29.983	81.7	2:40.805	
4	50.587	107.9	1:20.595	116.5	29.962	80.9	2:41.144		9	55.273	100.0	1:22.301	116.5	30.364	79.3	2:47.938	
5	52.571	92.1	3:08.440	113.9	31.445	79.9	4:32.456	P	10								

128 Cottingham / Redding (WT2) — Ferrari 500 TRC

lap	Sect-1	Speed	Sect-2	Speed	Sect-3	Speed	Laptime	Pit	lap	Sect-1	Speed	Sect-2	Speed	Sect-3	Speed	Laptime	Pit
1	55.804	92.2	1:28.913	109.3	34.740	73.0	2:59.457		5	54.027	95.7	1:29.481	103.9	33.135	75.4	2:56.643	
2	53.827	100.2	1:24.666	108.2	32.957	76.9	2:51.450		6	59.567	82.0	2:56.683	121.4	31.101	82.3	4:27.351	P
3	53.392	87.6	1:25.534	113.2	32.882	77.4	2:51.808		7	51.579	107.4	1:20.521	120.5	30.188	83.3	2:42.288	
4	54.737	98.4	1:24.352	108.1	33.120	77.1	2:52.209		8	50.650	108.8	1:19.738	117.1	30.157	84.2	2:40.545	

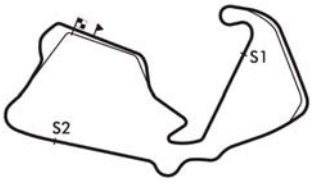

Session Start: 11:24:07 - Finish: 11:51:10
Weather/Track Conditions: Overcast / Dry
Circuit: Silverstone Historic Grand Prix
Track Length: 5.857 Km - 3.6394 miles
Printed: 20-07-2018 - 12:01

MST
Results: www.mstworld.com. Live Timing: https://livetiming.getraceresults.com/mst. Email: timing@mstworld.com

Silverstone Classic - 20 - 22 Jul 2018

Royal Automobile Club Woodcote Trophy For Pre '56 Sports Cars

Qualifying for Race 13 - Sector Analysis

198	Kevin Kivlochan (WT2)								AC Ace Bristol							
lap	Sect-1	Speed	Sect-2	Speed	Sect-3	Speed	Laptime	Pit	lap	Sect-1	Speed	Sect-2	Speed	Sect-3	Speed	Laptime	Pit
1							3:07.467		3							2:59.817	
2							2:59.846		4							2:55.260	

453	Yates / Mitchell (WTIN)								Ferrari 500 TRC							
lap	Sect-1	Speed	Sect-2	Speed	Sect-3	Speed	Laptime	Pit	lap	Sect-1	Speed	Sect-2	Speed	Sect-3	Speed	Laptime	Pit
1	52.695	98.4	1:22.761	112.8	31.085	85.5	2:46.541		5	56.212	88.5	1:26.989	110.4	33.480	77.8	2:56.681	
2	51.087	104.7	1:22.456	114.1	32.482	79.7	2:46.025		6	54.492	99.0	1:25.865	106.2	33.693	72.8	2:54.050	
3	52.115	98.3	1:21.465	111.8	31.189	83.3	2:44.769		7	54.308	98.1	1:27.329	104.7	34.263	72.9	2:55.900	
4	51.339	97.4	3:07.594	110.2	33.683	75.6	4:32.616	P	8	54.887	97.8	1:26.862	109.5	33.288	74.8	2:55.037	

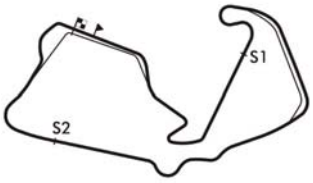

Session Start: 11:24:07 - Finish: 11:51:10
Weather/Track Conditions: Overcast / Dry
Circuit: Silverstone Historic Grand Prix
Track Length: 5.857 Km - 3.6394 miles
Printed: 20-07-2018 - 12:01

MST
Results: www.mstworld.com. Live Timing: https://livetiming.getraceresults.com/mst. Email: timing@mstworld.com

Silverstone Classic - 20 - 22 Jul 2018

Royal Automobile Club Woodcote Trophy For Pre '56 Sports Cars

Qualifying for Race 13 - Best Sector Times

	SECTOR 1			SECTOR 2			SECTOR 3		
	NO	TIME	LAP	NO	TIME	LAP	NO	TIME	LAP
1	11	46.611	10	7	1:14.387	7	11	28.087	8
2	7	46.638	5	11	1:14.746	2	7	28.150	8
3	15	47.125	3	15	1:15.505	4	15	28.163	2
4	8	47.301	7	8	1:16.041	2	3	28.562	7
5	12	47.617	8	12	1:16.221	8	8	28.611	2
6	3	47.856	7	3	1:16.771	7	23	28.740	1
7	36	48.310	6	23	1:17.079	2	6	28.762	9
8	23	48.330	2	36	1:17.518	4	12	28.783	7
9	20	48.690	9	20	1:17.690	9	34	28.829	2
10	10	48.843	3	10	1:17.892	3	85	29.251	6
11	6	48.860	7	6	1:18.577	7	36	29.376	5
12	17	49.129	2	85	1:18.749	3	10	29.426	7
13	34	49.201	2	17	1:19.209	3	45	29.615	9
14	85	49.398	4	45	1:19.338	8	98	29.638	9
15	45	49.779	8	34	1:19.473	2	20	29.849	9
16	128	50.206	9	53	1:19.662	8	33	29.885	6
17	98	50.210	9	128	1:19.738	8	120	29.886	2
18	120	50.284	3	29	1:19.917	4	58	29.999	3
19	29	50.334	5	120	1:20.404	8	29	30.089	2
20	53	50.523	7	98	1:20.428	4	53	30.103	9
21	24	50.847	8	33	1:20.993	7	17	30.116	3
22	58	50.986	4	58	1:21.388	3	128	30.157	8
23	453	51.087	2	453	1:21.465	3	56	30.175	8
24	33	51.185	7	24	1:21.565	8	31	30.439	6
25	56	51.337	3	56	1:21.729	2	41	30.613	8
26	16	52.209	8	16	1:23.556	5	4	30.654	3
27	25	52.706	4	31	1:24.118	8	16	30.700	7
28	41	53.084	8	25	1:25.047	8	453	31.085	1
29	31	53.161	6	41	1:25.177	8	50	31.474	5
30	4	53.438	3	4	1:25.413	3	24	31.490	7
31	68	53.755	5	68	1:25.871	3	68	31.617	3
32	50	55.688	3	50	1:29.513	4	25	31.852	7
33	99	59.380	2	99	1:34.904	2	99	36.852	2
34	198			198			198		

IDEAL / BEST LAP COMPARISON

NO	NAME	BEST	IN	IDEAL	DIFF
7	Gary Pearson	2:29.778	7	2:29.175	+0.603
11	Wakeman/Blakeney	2:29.831	10	2:29.444	+0.387
15	Wilson/Stretton	2:31.057	3	2:30.793	+0.264
8	Hunt/Blakeney-Edwa	2:32.438	7	2:31.953	+0.485
12	Boultbee Brooks/Sm	2:32.674	8	2:32.621	+0.053
3	Friedrichs/Hadfield	2:33.189	7	2:33.189	+0.000
23	Wood/Wood	2:34.445	2	2:34.149	+0.296
36	Barrett/Shepherd	2:35.708	5	2:35.204	+0.504
20	Rudiger Friedrichs	2:36.229	9	2:36.229	+0.000
6	Ure/Wigley	2:36.331	7	2:36.199	+0.132
10	Paul/Bourne	2:36.552	3	2:36.161	+0.391
34	Harrison/Watts	2:37.503	2	2:37.503	+0.000
85	Stephen Bond	2:38.274	3	2:37.398	+0.876
17	John Pearson	2:38.631	3	2:38.454	+0.177
45	Mortimer/Mortimer	2:38.764	8	2:38.732	+0.032
53	Reed/Snowdon	2:40.496	8	2:40.288	+0.208
128	Cottingham/Reddinc	2:40.545	8	2:40.101	+0.444
120	Jonathan Abecassis	2:40.805	8	2:40.574	+0.231
29	Woolmer/Cottinghar	2:41.121	4	2:40.340	+0.781
98	Nick Matthews	2:41.258	9	2:40.276	+0.982
58	Minshaw/Willis	2:42.761	3	2:42.373	+0.388
33	Phillips/Phillips	2:42.847	7	2:42.063	+0.784
56	Nick Riley	2:43.878	8	2:43.241	+0.637
24	Ward/Ward	2:43.933	8	2:43.902	+0.031
453	Yates/Mitchell	2:44.769	3	2:43.637	+1.132
16	Christopher Jolly	2:46.948	7	2:46.465	+0.483
31	Paul Griffin	2:48.378	9	2:47.718	+0.660
41	Brayshaw/Tordoff	2:48.874	8	2:48.874	+0.000
4	Champion/Stretton	2:49.505	3	2:49.505	+0.000
25	Nick Ruddell	2:50.531	6	2:49.605	+0.926
68	Marc Gordon	2:51.434	5	2:51.243	+0.191
198	Kevin Kivlochan	2:55.260	4		+
50	John Cleland	2:57.006	5	2:56.675	+0.331
99	João Mira-Gomes	3:11.136	2	3:11.136	+0.000

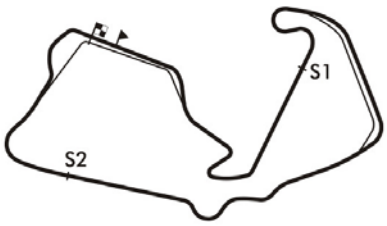

Session Start: 11:24:07 - Finish: 11:51:10
Weather/Track Conditions: Overcast / Dry
Circuit: Silverstone Historic Grand Prix
Track Length: 5.857 Km - 3.6394 miles

Printed: 20-07-2018 - 12:01

Silverstone Classic - 20 - 22 Jul 2018

Royal Automobile Club Woodcote Trophy For Pre '56 Sports Cars

Qualifying for Race 13 - Best Sector Speeds

	NO	SECTOR 1	MPH	NO	SECTOR 2	MPH	NO	SECTOR 3	MPH
1	11	Wakeman/Blakeney-Edward	121.6	7	Gary Pearson	140.7	7	Gary Pearson	92.1
2	15	Wilson/Stretton	120.3	11	Wakeman/Blakeney-Edward	135.8	8	Hunt/Blakeney-Edwards	90.7
3	7	Gary Pearson	118.4	12	Boultbee Brooks/Smith	135.0	11	Wakeman/Blakeney-Edward	90.7
4	8	Hunt/Blakeney-Edwards	116.3	8	Hunt/Blakeney-Edwards	132.1	15	Wilson/Stretton	88.7
5	12	Boultbee Brooks/Smith	115.9	20	Rudiger Friedrichs	131.8	3	Friedrichs/Hadfield	88.2
6	3	Friedrichs/Hadfield	115.5	15	Wilson/Stretton	131.6	12	Boultbee Brooks/Smith	88.1
7	36	Barrett/Shepherd	114.7	17	John Pearson	130.3	20	Rudiger Friedrichs	88.1
8	10	Paul/Bourne	113.7	36	Barrett/Shepherd	129.6	23	Wood/Wood	87.0
9	20	Rudiger Friedrichs	111.8	3	Friedrichs/Hadfield	127.8	10	Paul/Bourne	86.9
10	6	Ure/Wigley	109.7	23	Wood/Wood	126.6	17	John Pearson	86.7
11	34	Harrison/Watts	109.1	29	Woolmer/Cottingham	125.2	29	Woolmer/Cottingham	86.7
12	56	Nick Riley	109.1	53	Reed/Snowdon	124.5	6	Ure/Wigley	86.3
13	128	Cottingham/Redding	108.8	10	Paul/Bourne	122.7	36	Barrett/Shepherd	86.1
14	85	Stephen Bond	108.4	24	Ward/Ward	122.0	85	Stephen Bond	85.8
15	53	Reed/Snowdon	108.2	128	Cottingham/Redding	121.4	453	Yates/Mitchell	85.5
16	120	Jonathan Abecassis	107.9	56	Nick Riley	118.1	34	Harrison/Watts	84.7
17	29	Woolmer/Cottingham	107.7	6	Ure/Wigley	117.9	53	Reed/Snowdon	84.2
18	23	Wood/Wood	107.2	120	Jonathan Abecassis	117.7	128	Cottingham/Redding	84.2
19	45	Mortimer/Mortimer	107.0	85	Stephen Bond	116.7	45	Mortimer/Mortimer	83.5
20	17	John Pearson	106.9	16	Christopher Jolly	116.5	98	Nick Matthews	82.7
21	24	Ward/Ward	106.7	25	Nick Ruddell	115.7	24	Ward/Ward	82.2
22	98	Nick Matthews	105.7	34	Harrison/Watts	115.7	120	Jonathan Abecassis	82.2
23	25	Nick Ruddell	105.5	45	Mortimer/Mortimer	115.3	33	Phillips/Phillips	82.1
24	453	Yates/Mitchell	104.7	98	Nick Matthews	114.5	56	Nick Riley	81.8
25	33	Phillips/Phillips	104.4	453	Yates/Mitchell	114.5	58	Minshaw/Willis	81.0
26	58	Minshaw/Willis	104.4	58	Minshaw/Willis	113.2	41	Brayshaw/Tordoff	81.0
27	16	Christopher Jolly	101.5	33	Phillips/Phillips	113.0	31	Paul Griffin	79.2
28	68	Marc Gordon	100.0	68	Marc Gordon	110.0	16	Christopher Jolly	79.1
29	31	Paul Griffin	96.6	4	Champion/Stretton	106.5	25	Nick Ruddell	78.9
30	41	Brayshaw/Tordoff	96.0	31	Paul Griffin	105.4	68	Marc Gordon	78.7
31	4	Champion/Stretton	95.9	41	Brayshaw/Tordoff	104.5	4	Champion/Stretton	78.3
32	99	João Mira-Gomes	91.3	99	João Mira-Gomes	98.0	50	John Cleland	75.6
33	50	John Cleland	89.0	50	John Cleland	92.7	99	João Mira-Gomes	70.9
34	198	Kevin Kivlochan	0.0	198	Kevin Kivlochan	0.0	198	Kevin Kivlochan	0.0

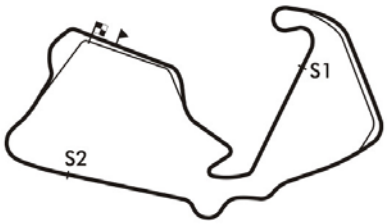

Session Start: 11:24:07 - Finish: 11:51:10
Weather/Track Conditions: Overcast / Dry
Circuit: Silverstone Historic Grand Prix
Track Length: 5.857 Km - 3.6394 miles
Printed: 20-07-2018 - 12:02

Silverstone Classic - 20 - 22 Jul 2018

Royal Automobile Club Woodcote Trophy For Pre '56 Sports Cars

Race 13 - Starting Grid - AMENDED

Sheet No:

Start Time : 09:40 - Heat Duration : 50 Minutes

ROW							
18	35	600	Sam Tordoff				
17	33	50	John Cleland	34	99	João Mira-Gomes	
16	31	68	Marc Gordon	32	198	Kevin Kivlochan	
15	29	4	Champion / Stretton	30	25	Nick Ruddell	
14	27	31	Paul Griffin	28	41	Brayshaw / Tordoff	
13	25	453	Yates / Mitchell	26	16	Christopher Jolly	
12	23	56	Nick Riley	24	24	Ward / Ward	
11	21	58	Minshaw / Willis	22	33	Phillips / Phillips	
10	19	29	Woolmer / Cottingham	20	98	Nick Matthews	
9	17	128	Cottingham / Redding	18	120	Jonathan Abecassis	
8	15	45	Mortimer / Mortimer	16	53	Reed / Snowdon	
7	13	85	Stephen Bond	14	17	John Pearson	
6	11	10	Paul / Bourne	12	34	Harrison / Watts	
5	9	20	Rudiger Friedrichs	10	6	Ure / Wigley	
4	7	23	Wood / Wood	8	36	Barrett / Shepherd	
3	5	12	Boultbee Brooks / Smith	6	3	Friedrichs / Hadfield	
2	3	15	Wilson / Stretton	4	8	Hunt / Blakeney-Edwards	
1	1	7	Gary Pearson	2	11	Wakeman / Blakeney-Edwards	

Pole Right

Car 600 allowed to start from back of grid

Circuit: Silverstone Historic Grand Prix
Track Length: 5.857 Km - 3.6394 miles

These results are provisional until the conclusion of any judicial and technical matters.

Clerk of the Course:	Timekeeper:	Issued at:
Julian Floyd	Nick Palmer	

Printed : 21-07-2018 - 19:16

Silverstone Classic - 20 - 22 Jul 2018

Royal Automobile Club Woodcote Trophy For Pre '56 Sports Cars

Race 13 - Classification

Sheet No:

POS	NO	DRIVER/S	CLASS	CLASS POS	CAR MAKE / MODEL	TIME	LAPS	GAP	DIFF	MPH	BEST	ON
1	7	Gary Pearson	WT4	1	Jaguar D-type	52:07.126	20	-- 20 laps		83.79	2:30.222	12
2	11	Frederic Wakeman-Patrick Blakeney-Edwa	WT4	2	Cooper T38	52:12.415	20	5.289	5.289	83.65	2:31.110	16
3	15	Martin Stretton-Richard Wilson	WT3	1	Maserati 250S	53:10.993	20	1:03.867	58.578	82.11	2:32.064	4
4	8	Patrick Blakeney-Edwards-Martin Hunt	WT4	1	HWM Jaguar	53:19.090	20	1:11.964	8.097	81.90	2:33.515	5
5	3	Wolfgang Friedrichs-Simon Hadfield	WT3	1	Aston Martin DB3S	54:17.647	20	2:10.521	58.557	80.44	2:33.453	17
6	20	Rudiger Friedrichs	WT4	2	Jaguar C-type	54:18.389	20	2:11.263	0.742	80.42	2:36.438	17
7	6	Nick Wigley-John Ure	WT2	1	Cooper Bristol T24/25	54:18.991	20	2:11.865	0.602	80.40	2:35.736	16
8	34	Malcolm Harrison-Patrick Watts	WT2	2	Cooper Bristol T25	52:11.360	19	-- 19 laps	29.787	79.49	2:37.056	19
9	85	Stephen Bond	WT2	3	Lister Bristol Flat Iron	52:12.751	19	1.391	1.391	79.46	2:36.565	17
10	36	Jay Shepherd-Rod Barrett	WT4	3	Jaguar D-type	53:14.482	19	1:03.122	1:01.731	77.92	2:36.668	3
11	29	Richard Woolmer-James Cottingham	WT4	3	HWM Cadillac	53:32.722	19	1:21.362	18.240	77.48	2:41.909	3
12	56	Nick Riley	WT3	2	Lister Maserati	53:33.731	19	1:22.371	1.009	77.45	2:41.308	10
13	120	Jonathan Abecassis	WT3	3	Austin-Healey 100/4	53:34.599	19	1:23.239	0.868	77.44	2:41.582	3
14	45	Paul Mortimer-Jonathan Mortimer	WT3	4	Austin-Healey 100M	53:34.769	19	1:23.409	0.170	77.43	2:40.195	10
15	58	Andy Willis-Jason Minshaw	WT3	5	Austin-Healey 100 Le	54:09.061	19	1:57.701	34.292	76.62	2:42.967	18
16	128	David Cottingham-Scott Redding	WT2	4	Ferrari 500 TRC	54:23.522	19	2:12.162	14.461	76.27	2:38.728	15
17	33	Chris Phillips-Oliver Phillips	WT2	5	Cooper Bristol	54:26.612	19	2:15.252	3.090	76.20	2:44.167	16
18	16	Christopher Jolly	WT3	2	Aston Martin DB2	54:56.870	19	2:45.510	30.258	75.50	2:45.318	4
19	4	Philip Champion-Sam Stretton	WT2	6	Frazer Nash Mille Miglia	52:30.190	18	-- 18 laps	25.977	74.86	2:45.260	12
20	68	Marc Gordon	WT4	4	Jaguar XK140 FHC	53:20.624	18	50.434	50.434	73.68	2:49.659	16
21	24	Steve Ward-Josh Ward	WT4	5	Jaguar XK120 Ecurie	53:21.067	18	50.877	0.443	73.67	2:42.257	15
22	31	Paul Griffin	WT1	1	Connaught ALSR	54:12.777	18	1:42.587	51.710	72.50	2:50.286	13
23	50	John Cleland	WT1	2	Lotus 6	54:40.162	18	2:09.972	27.385	71.89	2:52.356	14
24	198	Kevin Kivlochan	WT2	7	AC Ace Bristol	54:46.324	18	2:16.134	6.162	71.76	2:51.034	18
25	25	Nick Ruddell	WT3	3	Aston Martin DB2/4 Mk1	53:20.629	17	-- 17 laps	1:25.339	69.59	2:50.201	16
26	453	Jason Yates-Ben Mitchell	WTI	1	Ferrari 500 TRC	54:10.122	14	-- 14 laps	9:22.413	56.43	2:41.060	7
		---------- NOT CLASSIFIED ----------										
DNF	17	John Pearson	WT4		Jaguar D-type	49:12.440	18	-- 18 laps		79.87	2:37.714	5
DNF	12	Steve Brooks-Andrew Smith	WT4		Jaguar D-type	40:34.456	15	-- 15 laps		80.72	2:33.479	5
DNF	10	Rick Bourne-Malcolm Paul	WT3		Lotus Bristol 10	15:55.375	6	-- 6 laps --	17.954	82.28	2:36.056	3
DNF	53	David Reed-Peter Snowdon	WT3		Aston Martin DB2	13:59.612	5	-- 5 laps --	55.205	78.02	2:44.895	2
DNF	98	Nick Matthews	WT3		Austin-Healey 100/4	8:12.514	3	-- 3 laps --		79.80	2:42.132	2
DNF	600	Sam Tordoff	WT2		Porsche 356 Pre-A	23:17.546	3	15:05.032	15:05.03	28.12	2:57.284	2
DNF	99	João Mira-Gomes	WT4		Jaguar XK140 FHC	3:33.618	1	-- 1 laps --		61.33	3:33.618	1

---------- FASTEST LAP SUMMARY ----------

NO	DRIVER/S	CLASS	CAR MAKE / MODEL	FASTEST LAP	ON	MPH
7	Gary Pearson	WT4A	Jaguar D-type	2:30.222	12	87.22
15	Stretton/Wilson	WT3	Maserati 250S	2:32.064	4	86.16
3	Friedrichs/Hadfield	WT3A	Aston Martin DB3S	2:33.453	17	85.38
8	Blakeney-Edwards/Hunt	WT4	HWM Jaguar	2:33.515	5	85.34
6	Wigley/Ure	WT2	Cooper Bristol T24/25	2:35.736	16	84.13
453	Yates/Mitchell	WTIN	Ferrari 500 TRC	2:41.060	7	81.35
31	Paul Griffin	WT1	Connaught ALSR	2:50.286	13	76.94

Cars 4 & 198 require working transponders - Regulation Q.12.2.1 refers.
Car 198 - 30 second penalty applied (No working transponder in qualifying & race).
Cars 23, 41 - Non starters

Session Start: 09:39:51 - Finish: 10:31:58
Weather/Track Conditions: Overcast / Dry
Circuit: Silverstone Historic Grand Prix
Track Length: 5.857 Km - 3.6394 miles

These results are provisional until the conclusion of any judicial and technical matters.

Clerk of the Course:	Timekeeper:	Issued at:
Julian Floyd	Nick Palmer	

Printed: 22-07-2018 - 10:36

Silverstone Classic - 20 - 22 Jul 2018

Royal Automobile Club Woodcote Trophy For Pre '56 Sports Cars

Race 13 - Sector Analysis

3 Friedrichs / Hadfield (WT3A) — Aston Martin DB3S

lap	Sect-1	Speed	Sect-2	Speed	Sect-3	Speed	Laptime	Pit	lap	Sect-1	Speed	Sect-2	Speed	Sect-3	Speed	Laptime	Pit
1		97.1	1:21.516	123.8	30.545	85.5	2:44.726		11	49.407	112.8	1:17.834	128.6	29.163	88.7	2:36.404	
2	50.816	101.4	1:21.780	119.2	31.816	78.2	2:44.412		12	48.071	109.3	1:18.587	126.4	29.078	83.9	2:35.736	
3	52.099	101.5	1:20.167	120.7	30.792	78.6	2:43.058		13	48.231	113.9	1:17.775	127.3	28.802	87.6	2:34.808	
4	50.911	100.8	1:20.143	124.7	30.582	81.8	2:41.636		14	49.373	111.8	1:18.309	128.3	28.912	87.3	2:36.594	
5	50.973	102.1	1:20.960	122.0	30.491	82.6	2:42.424		15	48.103	116.5	1:17.264	127.8	28.724	88.1	2:34.091	
6	50.654	103.7	1:20.081	121.4	33.299	76.8	2:44.034		16	48.030	114.3	1:17.199	127.8	28.974	85.6	2:34.203	
7	51.631	100.6	1:20.465	125.0	32.406	80.4	2:44.502		17	47.976	115.9	1:16.743	128.8	28.734	88.3	2:33.453	
8	51.397	102.8	1:20.704	123.8	31.853	81.2	2:43.954		18	47.780	116.5	1:18.025	127.1	28.736	87.4	2:34.541	
9	50.873	103.2	2:45.746	125.9	29.367	82.7	4:05.986	P	19	47.690	117.7	1:16.755	129.8	29.226	88.1	2:33.671	
10	48.454	110.7	1:17.794	127.6	29.057	86.4	2:35.305		20	47.879	116.5	1:17.247	127.6	28.983	86.9	2:34.109	

4 Champion / Stretton (WT2) — Frazer Nash Mille Miglia

lap	Sect-1	Speed	Sect-2	Speed	Sect-3	Speed	Laptime	Pit	lap	Sect-1	Speed	Sect-2	Speed	Sect-3	Speed	Laptime	Pit
1							3:04.012		10							2:46.020	
2							2:51.051		11							2:46.904	
3							2:51.018		12							2:45.260	
4							2:50.915		13							2:45.377	
5							2:54.211		14							2:46.911	
6							2:54.230		15							2:46.770	
7							2:55.912		16							2:45.889	
8							2:50.991		17							2:47.410	
9			In		In		4:21.013	P	18							2:46.296	

6 Wigley / Ure (WT2) — Cooper Bristol T24/25

lap	Sect-1	Speed	Sect-2	Speed	Sect-3	Speed	Laptime	Pit	lap	Sect-1	Speed	Sect-2	Speed	Sect-3	Speed	Laptime	Pit
1		102.3	1:19.617	118.4	29.870	85.3	2:42.766		11	49.557	107.0	1:18.906	117.3	29.067	84.3	2:37.530	
2	50.079	105.2	1:19.016	117.7	29.884	83.6	2:38.979		12	49.775	107.5	1:18.966	117.1	29.106	84.2	2:37.847	
3	49.777	103.9	1:18.737	120.3	29.611	84.8	2:38.125		13	50.034	107.7	1:19.234	116.9	28.862	84.5	2:38.130	
4	50.068	108.4	1:18.650	119.2	29.370	83.8	2:38.088		14	48.961	108.9	1:18.538	118.1	28.908	85.7	2:36.407	
5	49.444	106.4	1:18.581	118.8	29.324	86.9	2:37.349		15	48.897	110.4	1:18.916	117.1	28.663	85.9	2:36.476	
6	49.164	108.9	1:18.464	119.6	34.376	70.4	2:42.004		16	48.692	109.5	1:17.936	118.1	29.108	85.1	2:35.736	
7	51.113	101.2	1:18.877	119.0	31.958	82.6	2:41.948		17	48.562	110.2	1:18.309	119.6	28.967	85.7	2:35.838	
8	49.877	107.7	1:18.674	118.8	30.679	84.0	2:39.230		18	48.851	110.2	1:19.226	119.4	28.861	83.1	2:36.938	
9	49.397	109.8	2:52.625	117.1	30.423	83.8	4:12.445	P	19	48.946	110.9	1:18.538	119.8	29.912	77.8	2:37.396	
10	49.443	107.7	1:19.063	116.3	29.835	82.8	2:38.341		20	48.908	109.8	1:19.532	117.1	28.978	85.9	2:37.418	

7 Gary Pearson (WT4A) — Jaguar D-type

lap	Sect-1	Speed	Sect-2	Speed	Sect-3	Speed	Laptime	Pit	lap	Sect-1	Speed	Sect-2	Speed	Sect-3	Speed	Laptime	Pit
1		118.8	1:15.027	138.1	28.915	90.3	2:30.313		11	46.774	112.0	2:39.963	140.1	28.939	87.5	3:55.676	P
2	47.072	115.3	1:15.273	139.2	28.744	89.7	2:31.089		12	46.773	115.5	1:14.858	140.4	28.591	90.7	2:30.222	
3	47.247	118.1	1:14.977	140.1	28.864	89.7	2:31.088		13	46.954	115.5	1:14.647	141.3	28.854	90.2	2:30.455	
4	47.180	117.9	1:15.034	139.5	28.914	91.1	2:31.128		14	47.917	116.1	1:15.209	141.0	29.016	90.4	2:32.142	
5	47.206	115.7	1:14.934	137.5	29.224	90.2	2:31.364		15	46.948	110.7	1:15.522	139.8	28.746	90.1	2:31.216	
6	47.112	114.9	1:15.907	138.9	34.332	79.8	2:37.351		16	47.022	115.9	1:15.130	139.8	28.939	90.9	2:31.091	
7	47.839	109.3	1:15.638	131.6	31.338	81.7	2:34.815		17	47.524	108.2	1:15.860	139.8	29.418	90.0	2:32.802	
8	47.588	113.4	1:15.299	136.4	31.355	70.1	2:34.242		18	47.092	112.8	1:15.570	140.4	29.138	90.6	2:31.800	
9	48.549	115.3	1:15.852	137.5	29.347	87.7	2:33.748		19	47.237	117.1	1:15.381	139.8	29.024	89.1	2:31.642	
10	46.892	115.1	1:15.277	137.8	29.433	90.1	2:31.602		20	47.081	115.7	1:16.249	133.2	30.010	87.5	2:33.340	

8 Blakeney-Edwards / Hunt (WT4) — HWM Jaguar

lap	Sect-1	Speed	Sect-2	Speed	Sect-3	Speed	Laptime	Pit	lap	Sect-1	Speed	Sect-2	Speed	Sect-3	Speed	Laptime	Pit
1		113.2	1:16.729	132.4	29.430	88.8	2:34.474		11	48.404	108.8	1:17.138	131.6	29.986	82.3	2:35.528	
2	47.945	109.8	1:17.981	129.3	29.395	89.5	2:35.321		12	48.132	116.5	1:17.848	129.8	29.909	82.2	2:35.889	
3	48.370	100.6	1:17.052	126.6	29.051	87.6	2:34.473		13	48.322	112.2	1:17.213	128.8	30.201	85.3	2:35.736	
4	48.608	103.7	1:17.062	128.6	28.893	89.5	2:34.563		14	48.754	102.8	1:17.644	129.8	29.948	86.4	2:36.346	
5	48.168	104.5	1:16.451	129.3	28.896	89.1	2:33.515		15	48.814	109.1	1:17.814	130.1	29.462	87.3	2:36.090	
6	47.866	108.1	1:16.757	126.1	31.995	82.8	2:36.618		16	48.163	106.4	1:17.084	131.1	29.431	86.7	2:34.678	
7	49.898	100.6	1:16.982	131.1	30.011	82.7	2:36.891		17	48.388	108.9	1:17.863	128.8	29.899	88.0	2:36.150	
8	49.031	109.1	1:17.297	128.6	30.660	83.9	2:36.988		18	48.396	113.2	1:17.046	131.3	29.158	88.2	2:34.600	
9	48.654	106.5	2:40.508	115.5	33.045	78.4	4:02.207	P	19	48.570	100.9	1:19.369	132.1	29.516	86.9	2:37.455	
10	48.498	108.1	1:16.771	127.8	30.580	80.1	2:35.849		20	47.525	115.9	1:16.974	122.9	31.220	84.3	2:35.719	

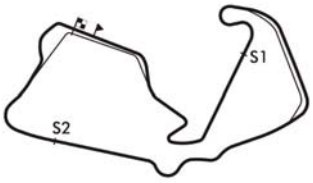

Session Start: 09:39:51 - Finish: 10:31:58
Weather/Track Conditions: Overcast / Dry
Circuit: Silverstone Historic Grand Prix
Track Length: 5.857 Km - 3.6394 miles
Printed: 22-07-2018 - 10:37

MST
Results: www.mstworld.com. Live Timing: https://livetiming.getraceresults.com/mst. Email: timing@mstworld.com

Silverstone Classic - 20 - 22 Jul 2018

Royal Automobile Club Woodcote Trophy For Pre '56 Sports Cars

Race 13 - Sector Analysis

10 Bourne / Paul (WT3A) — Lotus Bristol 10

lap	Sect-1	Speed	Sect-2	Speed	Sect-3	Speed	Laptime	Pit
1		109.8	1:18.960	122.0	29.414	84.7	2:39.461	
2	48.598	112.2	1:18.338	122.2	29.640	83.5	2:36.576	
3	48.717	110.6	1:18.109	122.5	29.230	85.5	2:36.056	
4	48.601	111.7	1:18.395	122.5	29.205	85.1	2:36.201	
5	48.564	111.3	1:18.152	122.0	29.397	86.5	2:36.113	
6	48.235	111.8	1:18.116	122.7	44.617	76.6	2:50.968	

11 Wakeman / Blakeney-Edwards (WT4A) — Cooper T38

lap	Sect-1	Speed	Sect-2	Speed	Sect-3	Speed	Laptime	Pit
1		114.7	1:16.709	134.2	28.698	89.5	2:32.942	
2	47.229	117.7	1:15.589	133.7	28.755	88.0	2:31.573	
3	47.549	119.8	1:15.372	132.9	28.963	89.0	2:31.884	
4	47.492	117.3	1:15.500	134.2	28.836	87.7	2:31.828	
5	47.457	116.1	1:15.327	133.9	28.499	89.4	2:31.283	
6	47.449	119.0	1:15.181	133.2	31.720	83.6	2:34.350	
7	48.575	116.1	1:15.469	128.1	30.202	85.4	2:34.246	
8	47.839	112.0	1:15.377	131.6	30.338	83.1	2:33.554	
9	47.922	116.9	1:16.686	133.9	29.399	86.9	2:34.007	
10	47.185	116.3	1:16.124	132.9	29.315	86.4	2:32.624	
11	47.447	110.7	2:39.561	133.2	28.694	89.1	3:55.702	P
12	47.703	117.1	1:15.142	134.8	28.392	88.4	2:31.237	
13	47.770	117.7	1:15.116	134.5	28.627	88.7	2:31.513	
14	48.616	117.7	1:16.460	133.2	28.821	88.8	2:33.897	
15	47.365	117.9	1:15.377	134.2	28.433	88.5	2:31.175	
16	47.216	120.1	1:15.343	134.5	28.551	89.2	2:31.110	
17	47.181	117.5	1:16.048	134.2	28.817	87.6	2:32.046	
18	47.622	114.3	1:15.792	134.8	28.352	89.2	2:31.766	
19	47.256	117.5	1:15.713	134.8	28.845	88.8	2:31.814	
20	47.455	113.7	1:16.426	126.6	29.983	81.4	2:33.864	

12 Brooks / Smith (WT4A) — Jaguar D-type

lap	Sect-1	Speed	Sect-2	Speed	Sect-3	Speed	Laptime	Pit
1		106.0	1:16.719	131.8	29.916	87.3	2:36.688	
2	48.570	114.5	1:16.820	132.6	29.671	86.4	2:35.061	
3	47.882	113.2	1:16.433	133.7	29.195	87.7	2:33.510	
4	49.049	115.7	1:16.567	131.3	29.164	87.8	2:34.780	
5	47.912	111.8	1:16.722	134.5	28.845	88.9	2:33.479	
6	47.823	116.7	1:16.218	132.9	39.862	81.9	2:43.903	
7	49.867	109.8	1:17.729	131.6	29.635	86.9	2:37.231	
8	49.136	116.9	1:18.043	133.2	29.331	87.7	2:36.510	
9	48.856	107.4	1:17.674	132.1	29.036	88.0	2:35.566	
10	48.798	110.4	1:16.909	132.9	30.790	85.2	2:36.497	
11	49.709	112.6	2:53.326	131.1	29.475	87.5	4:12.510	P
12	48.862	102.9	1:17.581	131.6	29.082	85.7	2:35.525	
13	48.349	113.9	1:17.116	131.3	28.986	86.1	2:34.451	
14	48.598	111.1	1:16.939	130.6	28.969	87.4	2:34.506	
15	48.797	111.5	1:16.518	131.6	28.924	85.4	2:34.239	
16								

15 Stretton / Wilson (WT3) — Maserati 250S

lap	Sect-1	Speed	Sect-2	Speed	Sect-3	Speed	Laptime	Pit
1		117.9	1:16.336	129.8	29.466	89.0	2:33.752	
2	47.442	120.3	1:18.981	128.1	28.904	86.6	2:35.327	
3	47.623	115.1	1:16.324	128.8	29.107	86.9	2:33.054	
4	47.176	118.4	1:16.381	129.6	28.507	88.5	2:32.064	
5	47.544	117.7	1:16.982	129.3	28.932	88.1	2:33.458	
6	47.283	114.3	1:17.589	129.3	30.064	85.4	2:34.936	
7	48.493	117.3	1:15.776	131.8	29.525	85.8	2:33.794	
8	47.583	110.9	1:16.484	129.6	28.786	88.3	2:32.853	
9	47.918	112.0	1:17.110	129.6	28.745	88.8	2:33.773	
10	47.188	110.6	1:16.646	126.9	28.914	84.7	2:32.748	
11	47.364	112.2	1:16.173	129.1	28.843	89.1	2:32.380	
12	47.518	110.6	2:45.327	123.8	29.452	86.9	4:02.297	P
13	49.052	111.5	1:19.418	125.4	29.395	88.2	2:37.865	
14	49.033	109.3	1:17.930	124.7	29.505	87.7	2:36.468	
15	49.267	106.0	1:18.601	123.1	29.315	85.3	2:37.183	
16	49.256	110.6	1:19.213	124.3	29.212	87.7	2:37.681	
17	49.146	113.9	1:18.300	125.9	31.306	79.4	2:38.752	
18	49.718	108.8	1:17.788	125.2	29.534	86.9	2:37.040	
19	48.783	108.6	1:18.533	124.7	29.653	84.8	2:36.969	
20	49.293	108.4	1:19.176	113.4	30.130	85.3	2:38.599	

16 Christopher Jolly (WT3) — Aston Martin DB2

lap	Sect-1	Speed	Sect-2	Speed	Sect-3	Speed	Laptime	Pit
1		91.4	1:24.116	115.1	32.290	76.1	2:59.103	
2	52.118	99.0	1:24.121	114.5	31.399	79.6	2:47.638	
3	52.073	100.3	1:23.097	115.5	31.195	79.1	2:46.365	
4	51.485	103.4	1:22.915	115.7	30.918	79.0	2:45.318	
5	51.735	105.2	1:22.592	115.7	34.929	70.5	2:49.256	
6	54.651	97.1	1:24.454	115.7	34.614	69.8	2:53.719	
7	53.900	101.4	1:23.346	116.3	33.833	72.9	2:51.079	
8	53.163	104.2	1:22.700	114.5	32.565	77.5	2:48.428	
9	51.640	104.0	1:23.799	113.9	32.905	72.7	2:48.344	
10	52.692	102.1	2:54.509	114.3	31.605	77.8	4:18.806	P
11	51.843	104.9	1:23.114	115.1	31.256	79.6	2:46.213	
12	51.675	105.2	1:23.037	115.5	31.307	80.1	2:46.019	
13	51.809	105.2	1:22.717	115.1	30.943	79.5	2:45.469	
14	51.725	105.8	1:23.356	115.5	30.864	79.6	2:45.945	
15	51.968	105.5	1:23.103	115.1	31.124	79.7	2:46.195	
16	51.630	105.7	1:23.766	114.3	31.040	77.0	2:46.436	
17	54.052	105.4	1:23.608	114.5	32.209	77.2	2:49.869	
18	52.395	104.5	1:24.992	106.2	32.624	75.2	2:50.011	
19	52.909	99.6	1:26.382	107.2	33.366	75.1	2:52.657	
20								

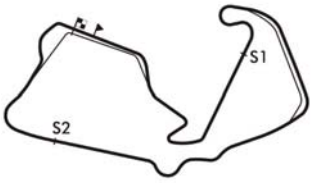

Session Start: 09:39:51 - Finish: 10:31:58
Weather/Track Conditions: Overcast / Dry
Circuit: Silverstone Historic Grand Prix
Track Length: 5.857 Km - 3.6394 miles
Printed: 22-07-2018 - 10:37

MST
Results: www.mstworld.com. Live Timing: https://livetiming.getraceresults.com/mst. Email: timing@mstworld.com

Silverstone Classic - 20 - 22 Jul 2018

Royal Automobile Club Woodcote Trophy For Pre '56 Sports Cars

Race 13 - Sector Analysis

17 John Pearson (WT4A) — Jaguar D-type

lap	Sect-1	Speed	Sect-2	Speed	Sect-3	Speed	Laptime	Pit
1		105.2	1:20.565	131.6	29.719	87.3	2:44.033	
2	49.374	103.6	1:18.601	130.3	30.465	85.5	2:38.440	
3	49.625	103.9	1:19.254	129.6	29.762	85.8	2:38.641	
4	49.082	108.2	1:19.151	129.3	29.806	84.2	2:38.039	
5	49.151	108.1	1:18.967	129.3	29.596	84.8	2:37.714	
6	48.813	109.8	1:19.126	128.1	33.159	78.6	2:41.098	
7	51.345	106.0	1:19.836	127.3	31.800	84.0	2:42.981	
8	49.704	109.5	1:19.590	126.9	31.634	83.7	2:40.928	
9	49.210	114.1	1:19.918	125.7	30.693	85.3	2:39.821	
10	49.926	104.9	1:20.155	125.9	29.961	84.5	2:40.042	
11	49.493	103.6	2:41.033	127.3	29.576	85.2	4:00.102	P
12	48.973	107.4	1:19.653	127.3	31.182	81.8	2:39.808	
13	49.454	110.4	1:19.263	125.0	29.521	85.2	2:38.238	
14	49.083	113.4	1:19.161	125.7	29.554	84.9	2:37.798	
15	49.286	113.0	1:20.157	107.7	30.348	84.8	2:39.791	
16	49.011	108.2	1:19.239	125.7	29.671	84.9	2:37.921	
17	49.324	110.4	1:19.074	126.6	29.727	85.3	2:38.125	
18	49.282	107.5	1:19.736	127.6	29.902	85.5	2:38.920	

20 Rudiger Friedrichs (WT4) — Jaguar C-type

lap	Sect-1	Speed	Sect-2	Speed	Sect-3	Speed	Laptime	Pit
1		101.1	1:19.319	129.1	30.805	84.1	2:42.205	
2	49.355	106.7	1:19.056	128.8	30.426	85.7	2:38.837	
3	49.332	104.5	1:18.959	130.1	30.309	85.2	2:38.600	
4	49.301	108.4	1:18.600	130.3	30.103	86.3	2:38.004	
5	48.968	111.5	1:18.440	129.6	29.976	86.8	2:37.384	
6	48.772	112.6	1:18.278	129.8	34.974	70.5	2:42.024	
7	50.619	103.2	1:18.728	129.6	32.472	80.7	2:41.819	
8	49.328	108.4	1:18.357	131.3	31.452	84.8	2:39.137	
9	49.141	113.0	1:18.699	131.1	30.976	87.0	2:38.816	
10	48.932	103.6	2:44.974	127.8	30.702	86.8	4:04.608	P
11	48.723	109.3	1:18.984	130.1	30.623	87.7	2:38.330	
12	48.560	113.7	1:19.227	130.3	30.186	87.3	2:37.973	
13	49.166	106.7	1:18.517	130.1	30.342	86.4	2:38.025	
14	49.017	112.0	1:19.964	128.1	30.463	86.9	2:39.444	
15	49.006	113.7	1:18.602	130.3	29.997	86.6	2:37.605	
16	48.979	112.2	1:18.390	130.1	30.351	86.9	2:37.720	
17	48.314	114.3	1:18.384	131.1	29.740	86.0	2:36.438	
18	48.943	119.4	1:18.264	131.8	29.595	86.9	2:36.802	
19	48.689	107.5	1:18.492	128.3	30.327	82.6	2:37.508	
20	48.402	110.7	1:18.530	126.6	30.178	85.8	2:37.110	

24 Ward / Ward (WT4) — Jaguar XK120 Ecurie Ecosse

lap	Sect-1	Speed	Sect-2	Speed	Sect-3	Speed	Laptime	Pit
1		79.6	1:29.562	108.6	35.430	73.8	3:15.334	
2	55.712	97.1	1:28.976	112.8	35.728	71.9	3:00.416	
3	55.279	96.3	1:28.908	112.2	36.257	72.3	3:00.444	
4	56.501	95.1	1:28.837	114.9	34.712	72.2	3:00.050	
5	55.797	102.1	1:29.444	107.9	37.597	66.7	3:02.838	
6	58.101	95.3	1:28.702	113.9	35.354	70.3	3:02.157	
7	56.247	91.3	1:29.653	107.2	37.048	72.4	3:02.948	
8	56.820	94.5	2:52.554	121.1	32.107	81.8	4:21.481	P
9	1:02.870	105.0	1:22.507	120.7	31.836	80.0	2:57.213	
10	52.076	99.1	1:22.437	121.6	31.376	81.9	2:45.889	
11	51.634	103.9	1:21.533	123.1	30.525	82.6	2:43.692	
12	52.200	106.7	1:21.342	120.3	31.526	79.1	2:45.068	
13	52.413	109.7	1:21.710	122.2	30.913	78.0	2:45.036	
14	51.815	109.3	1:20.864	122.0	30.592	82.2	2:43.271	
15	51.083	108.2	1:20.419	122.5	30.755	78.6	2:42.257	
16	51.229	109.5	1:21.037	122.0	30.843	80.5	2:43.109	
17	51.516	105.8	1:22.073	122.2	30.956	81.8	2:44.545	
18	50.983	109.8	1:21.735	103.9	32.601	72.6	2:45.319	

25 Nick Ruddell (WT3) — Aston Martin DB2/4 Mk1

lap	Sect-1	Speed	Sect-2	Speed	Sect-3	Speed	Laptime	Pit
1		98.4	1:27.360	110.4	33.274	76.2	3:06.860	
2	59.706	70.2	3:42.847	112.6	32.660	75.3	5:15.213	P
3	54.082	102.3	1:29.653	103.2	33.823	77.2	2:57.558	
4	53.426	103.6	1:26.170	112.4	35.716	70.3	2:55.312	
5	54.568	96.4	1:27.653	110.9	36.913	70.3	2:59.134	
6	54.827	102.0	1:26.967	112.4	34.609	74.3	2:56.403	
7	54.600	98.4	1:28.500	101.8	33.802	75.1	2:56.902	
8	54.702	101.2	1:27.670	112.6	33.397	76.1	2:55.769	
9	53.726	92.7	2:56.415	111.3	33.847	77.0	4:23.988	P
10	53.517	99.6	1:26.810	110.6	33.346	75.9	2:53.673	
11	53.425	100.8	1:26.320	113.2	32.156	77.3	2:51.901	
12	53.474	99.1	1:25.635	103.6	33.061	77.1	2:52.170	
13	52.798	102.6	1:25.563	113.7	32.347	75.6	2:50.708	
14	53.260	105.0	1:26.193	113.4	32.665	77.2	2:52.118	
15	53.080	103.2	1:25.286	113.4	32.086	78.9	2:50.452	
16	52.701	103.6	1:25.023	113.9	32.477	77.0	2:50.201	
17	52.951	102.5	1:25.342	113.6	33.974	68.5	2:52.267	
18								

29 Woolmer / Cottingham (WT4) — HWM Cadillac

lap	Sect-1	Speed	Sect-2	Speed	Sect-3	Speed	Laptime	Pit
1		102.3	1:20.684	126.4	30.168	83.8	2:46.031	
2	50.542	100.9	1:20.939	120.3	31.243	77.2	2:42.724	
3	50.878	99.1	1:20.423	119.0	30.608	81.2	2:41.909	
4	50.783	97.0	1:20.217	116.3	31.036	81.6	2:42.036	
5	51.046	92.9	1:20.357	119.4	30.976	83.3	2:42.379	
6	50.392	96.0	1:20.171	116.1	32.868	77.2	2:43.431	
7	51.165	95.6	1:20.411	116.5	32.148	81.2	2:43.724	
8	50.869	94.7	1:20.253	124.3	30.884	83.3	2:42.006	
9	51.059	90.9	1:20.145	121.4	31.005	83.3	2:42.209	
10	51.104	92.7	2:56.898	121.6	31.725	79.5	4:19.727	P
11	52.516	96.8	1:23.617	117.5	31.453	84.2	2:47.586	
12	51.660	98.3	1:22.719	115.9	31.967	83.6	2:46.346	
13	51.416	98.8	1:22.297	119.4	31.504	83.9	2:45.217	
14	52.003	94.5	1:22.051	123.1	30.955	84.5	2:45.009	
15	51.007	98.1	1:21.860	123.6	30.721	82.1	2:43.588	
16	51.031	103.9	1:21.048	122.7	31.727	83.1	2:43.806	
17	52.089	101.8	1:21.671	119.6	31.434	84.5	2:45.194	
18	51.234	99.3	1:22.961	119.2	30.691	84.7	2:44.886	
19	51.745	101.5	1:22.261	120.9	30.908	84.4	2:44.914	
20								

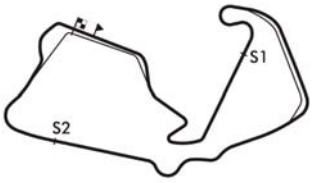

Session Start: 09:39:51 - Finish: 10:31:58
Weather/Track Conditions: Overcast / Dry
Circuit: Silverstone Historic Grand Prix
Track Length: 5.857 Km - 3.6394 miles
Printed: 22-07-2018 - 10:37

MST
Results: www.mstworld.com. Live Timing: https://livetiming.getraceresults.com/mst. Email: timing@mstworld.com

Silverstone Classic - 20 - 22 Jul 2018

Royal Automobile Club Woodcote Trophy For Pre '56 Sports Cars

Race 13 - Sector Analysis

31 Paul Griffin (WT1) — Connaught ALSR

lap	Sect-1	Speed	Sect-2	Speed	Sect-3	Speed	Laptime	Pit	lap	Sect-1	Speed	Sect-2	Speed	Sect-3	Speed	Laptime	Pit
1		93.6	1:28.071	102.6	32.366	76.3	3:07.245		10	55.168	94.0	1:25.194	102.8	31.315	75.5	2:51.677	
2	55.921	92.4	1:25.815	102.9	31.555	78.2	2:53.291		11	54.928	94.1	1:25.284	103.4	30.962	77.2	2:51.174	
3	55.341	91.4	1:25.385	103.4	31.053	76.9	2:51.779		12	54.536	93.5	1:25.182	102.6	31.833	79.6	2:51.551	
4	55.174	91.7	1:25.918	105.4	31.574	77.4	2:52.666		13	53.958	94.4	1:25.334	106.5	30.994	78.9	2:50.286	
5	55.104	92.1	1:24.950	103.6	32.993	70.6	2:53.047		14	55.143	94.9	1:25.994	106.0	32.472	78.3	2:53.609	
6	55.729	91.3	1:25.818	104.2	32.354	72.2	2:53.901		15	54.662	96.8	1:27.265	103.6	31.344	79.1	2:53.271	
7	55.296	93.7	1:27.368	104.2	31.803	74.0	2:54.467		16	54.167	95.5	1:25.348	103.1	30.907	78.9	2:50.422	
8	55.254	93.9	3:43.165	104.4	32.615	77.0	5:11.034	P	17	54.355	94.1	1:26.190	101.5	31.603	77.4	2:52.148	
9	54.064	94.0	1:24.840	104.5	31.956	77.9	2:50.860		18	55.108	94.5	1:24.424	105.7	30.817	79.8	2:50.349	

33 Phillips / Phillips (WT2) — Cooper Bristol

lap	Sect-1	Speed	Sect-2	Speed	Sect-3	Speed	Laptime	Pit	lap	Sect-1	Speed	Sect-2	Speed	Sect-3	Speed	Laptime	Pit
1		96.4	1:25.537	111.7	31.697	79.9	2:57.910		11	51.803	102.3	1:21.887	111.7	30.823	82.2	2:44.513	
2	52.150	101.1	1:23.227	112.0	30.751	80.4	2:46.128		12	51.933	102.5	1:22.065	111.5	31.065	80.2	2:45.063	
3	52.454	100.5	1:22.917	113.0	30.244	81.7	2:45.615		13	52.572	103.6	1:21.563	112.0	30.233	81.5	2:44.368	
4	51.978	102.9	1:24.191	110.4	30.741	81.0	2:46.910		14	52.437	103.9	1:21.890	111.7	30.882	81.5	2:45.209	
5	52.547	99.3	1:23.401	111.1	33.835	73.8	2:49.783		15	51.594	103.1	1:22.023	111.5	30.688	82.0	2:44.305	
6	54.255	96.6	1:24.903	110.4	34.441	72.4	2:53.599		16	51.760	103.4	1:21.831	112.2	30.576	81.0	2:44.167	
7	54.186	99.1	1:24.183	111.3	33.203	69.1	2:51.572		17	51.792	103.2	1:22.067	111.7	30.446	81.6	2:44.305	
8	54.307	100.9	1:23.201	111.5	32.008	77.8	2:49.516		18	51.550	103.2	1:21.904	111.8	31.032	76.9	2:44.486	
9	52.769	96.4	2:52.060	112.2	33.515	78.4	4:18.344	P	19	53.008	103.7	1:21.617	112.4	30.857	81.5	2:45.482	
10	52.447	103.2	1:21.775	112.2	31.115	81.4	2:45.337		20								

34 Harrison / Watts (WT2) — Cooper Bristol T25

lap	Sect-1	Speed	Sect-2	Speed	Sect-3	Speed	Laptime	Pit	lap	Sect-1	Speed	Sect-2	Speed	Sect-3	Speed	Laptime	Pit
1		102.9	1:22.177	117.5	30.050	83.3	2:45.733		11	49.776	105.0	1:19.920	114.1	29.450	83.2	2:39.146	
2	50.049	107.5	1:21.100	115.3	31.039	84.3	2:42.188		12	50.110	105.5	1:19.462	115.7	29.182	84.3	2:38.754	
3	49.239	111.3	1:19.659	117.9	30.046	84.8	2:38.944		13	49.417	109.7	1:19.517	119.0	29.523	84.3	2:38.457	
4	49.399	110.0	1:19.158	116.7	30.053	84.9	2:38.610		14	49.248	106.7	1:19.140	115.3	29.266	83.2	2:37.654	
5	49.491	109.8	1:19.792	114.5	30.635	81.7	2:39.918		15	50.359	106.7	1:19.777	114.1	29.603	82.6	2:39.739	
6	49.393	109.1	1:20.199	116.3	32.865	73.2	2:42.457		16	49.656	106.0	1:19.280	114.9	29.362	83.6	2:38.298	
7	51.237	108.8	1:19.321	116.9	32.246	75.3	2:42.804		17	49.114	108.2	1:18.758	115.7	29.596	82.7	2:37.468	
8	51.167	106.5	2:55.290	114.1	30.573	79.7	4:17.030	P	18	48.939	108.8	1:18.975	114.5	29.904	84.3	2:37.818	
9	50.138	105.0	1:20.037	114.1	29.947	83.0	2:40.122		19	48.890	108.1	1:18.648	114.9	29.518	82.6	2:37.056	
10	50.001	106.7	1:19.675	114.9	29.488	83.4	2:39.164		20								

36 Shepherd / Barrett (WT4A) — Jaguar D-type

lap	Sect-1	Speed	Sect-2	Speed	Sect-3	Speed	Laptime	Pit	lap	Sect-1	Speed	Sect-2	Speed	Sect-3	Speed	Laptime	Pit
1		100.5	1:19.222	125.4	30.604	81.5	2:42.548		11	48.748	112.6	1:18.546	128.3	30.057	80.5	2:37.351	
2	49.364	103.4	1:19.085	128.3	30.562	83.1	2:39.011		12	49.090	109.5	2:52.464	118.4	32.932	77.4	4:14.486	P
3	48.780	110.6	1:17.897	128.8	29.991	83.0	2:36.668		13	52.392	99.3	1:24.005	128.6	32.702	79.6	2:49.099	
4	48.738	108.6	1:18.269	128.8	29.798	83.2	2:36.805		14	52.100	105.4	1:25.944	124.0	32.854	76.9	2:50.898	
5	48.506	111.7	1:18.628	128.3	29.842	84.4	2:36.976		15	53.095	105.5	1:26.006	125.9	32.570	79.5	2:51.671	
6	48.645	110.4	1:18.503	128.3	33.316	77.5	2:40.464		16	52.494	105.8	1:24.970	125.2	32.810	77.3	2:50.274	
7	50.081	110.4	1:19.263	127.6	32.075	76.9	2:41.419		17	52.697	110.7	1:25.371	122.7	32.717	78.0	2:50.785	
8	49.189	109.5	1:19.147	127.6	30.624	81.3	2:38.960		18	52.953	110.0	1:25.655	126.1	32.642	79.4	2:51.250	
9	48.863	112.4	1:18.816	127.6	30.102	81.1	2:37.781		19	51.939	107.4	1:24.434	103.2	33.757	75.0	2:50.130	
10	48.651	108.1	1:19.126	126.9	30.129	80.5	2:37.906		20								

45 Mortimer / Mortimer (WT3A) — Austin-Healey 100M

lap	Sect-1	Speed	Sect-2	Speed	Sect-3	Speed	Laptime	Pit	lap	Sect-1	Speed	Sect-2	Speed	Sect-3	Speed	Laptime	Pit
1		104.2	1:23.045	114.3	31.009	79.0	2:49.534		11	50.414	104.0	1:20.255	112.4	29.545	81.6	2:40.214	
2	51.671	105.5	1:21.493	114.1	31.327	82.1	2:44.491		12	51.112	103.9	1:20.297	112.2	29.883	79.8	2:41.292	
3	51.043	105.7	1:22.062	113.7	30.869	80.3	2:43.974		13	50.693	104.2	1:20.449	112.8	29.606	78.3	2:40.748	
4	51.328	104.0	1:21.698	112.6	30.760	78.5	2:43.786		14	51.164	104.4	1:21.151	112.6	29.425	81.8	2:41.740	
5	51.600	103.1	1:21.965	113.0	30.839	80.1	2:44.404		15	50.424	104.9	1:20.796	113.9	30.261	78.9	2:41.481	
6	51.533	103.4	1:22.510	112.0	45.298	74.4	2:59.341		16	50.445	104.5	1:20.563	111.7	29.430	81.7	2:40.438	
7	53.194	101.8	1:23.009	111.7	31.296	76.9	2:47.499		17	50.394	104.4	1:20.777	111.7	29.977	81.0	2:41.148	
8	52.652	99.3	3:00.713	111.3	31.619	80.1	4:24.984	P	18	50.279	105.2	1:22.007	113.4	30.204	77.6	2:42.490	
9	50.807	105.2	1:20.535	112.8	29.784	78.9	2:41.126		19	51.612	102.1	1:24.013	107.2	30.259	76.6	2:45.884	
10	50.249	103.6	1:20.377	112.4	29.569	79.2	2:40.195		20								

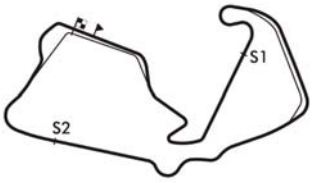

Session Start: 09:39:51 - Finish: 10:31:58
Weather/Track Conditions: Overcast / Dry
Circuit: Silverstone Historic Grand Prix
Track Length: 5.857 Km - 3.6394 miles
Printed: 22-07-2018 - 10:37

MST
Results: www.mstworld.com. Live Timing: https://livetiming.getraceresults.com/mst. Email: timing@mstworld.com

Silverstone Classic - 20 - 22 Jul 2018

Royal Automobile Club Woodcote Trophy For Pre '56 Sports Cars

Race 13 - Sector Analysis

50 John Cleland (WT1) — Lotus 6

lap	Sect-1	Speed	Sect-2	Speed	Sect-3	Speed	Laptime	Pit	lap	Sect-1	Speed	Sect-2	Speed	Sect-3	Speed	Laptime	Pit
1		85.7	1:29.867	94.7	31.707	75.7	3:11.099		10	55.695	85.9	3:02.474	93.9	32.687	70.7	4:30.856	P
2	56.264	85.4	1:29.760	92.6	31.964	74.1	2:57.988		11	55.087	87.6	1:26.152	96.6	33.352	76.2	2:54.591	
3	56.195	84.3	1:27.994	94.0	31.612	75.4	2:55.801		12	56.517	90.6	1:27.085	93.1	31.808	75.4	2:55.410	
4	55.949	85.1	1:29.293	92.8	31.805	75.8	2:57.047		13	56.640	85.4	1:27.714	95.7	31.929	76.0	2:56.283	
5	55.806	83.4	1:28.440	94.0	35.101	64.8	2:59.347		14	54.590	88.0	1:26.490	95.1	31.276	75.1	2:52.356	
6	57.371	84.6	1:28.593	93.9	34.274	70.0	3:00.238		15	54.845	87.8	1:26.831	95.2	31.078	75.7	2:52.754	
7	55.762	87.5	1:28.659	94.4	33.880	68.1	2:58.301		16	55.014	88.5	1:27.373	92.9	31.276	75.8	2:53.663	
8	56.655	86.1	1:28.325	95.6	33.680	72.7	2:58.660		17	54.749	87.3	1:26.834	96.7	32.795	77.0	2:54.378	
9	54.976	88.5	1:29.920	96.8	32.256	75.3	2:57.152		18	54.273	87.3	1:28.060	91.3	31.905	73.3	2:54.238	

53 Reed / Snowdon (WT3) — Aston Martin DB2

lap	Sect-1	Speed	Sect-2	Speed	Sect-3	Speed	Laptime	Pit	lap	Sect-1	Speed	Sect-2	Speed	Sect-3	Speed	Laptime	Pit
1		99.7	1:23.163	120.3	31.278	80.7	2:55.692		4	52.263	107.5	1:21.843	122.9	30.945	80.6	2:45.051	
2	51.034	111.3	1:21.487	121.8	32.374	80.4	2:44.895		5	51.097	107.4	1:21.740	119.8	35.556	75.8	2:48.393	
3	51.410	108.9	1:22.475	124.0	31.696	79.7	2:45.581		6								

56 Nick Riley (WT3A) — Lister Maserati

lap	Sect-1	Speed	Sect-2	Speed	Sect-3	Speed	Laptime	Pit	lap	Sect-1	Speed	Sect-2	Speed	Sect-3	Speed	Laptime	Pit
1		105.4	1:23.872	114.1	30.635	78.9	2:54.341		11	50.984	104.0	1:21.597	116.1	29.911	81.0	2:42.492	
2	50.679	106.9	1:24.748	116.9	32.444	79.7	2:47.871		12	50.973	107.4	1:21.741	116.5	30.611	81.6	2:43.325	
3	51.597	106.0	1:22.385	116.7	30.881	80.5	2:44.863		13	52.205	108.2	1:21.056	117.5	30.098	81.2	2:43.359	
4	51.391	106.5	1:20.959	116.3	30.067	77.9	2:42.417		14	52.249	104.5	1:22.285	117.7	30.212	82.3	2:44.746	
5	50.708	106.5	1:20.768	115.7	29.970	79.2	2:41.446		15	51.514	108.6	1:22.755	117.7	30.007	81.7	2:44.276	
6	50.940	106.5	1:22.188	115.1	31.752	77.1	2:44.880		16	50.784	108.1	1:21.936	115.5	30.947	81.7	2:43.667	
7	51.184	106.7	1:20.427	117.7	30.959	78.9	2:42.570		17	51.389	109.1	1:21.220	113.9	30.930	79.1	2:43.539	
8	50.634	106.2	2:51.572	115.9	29.862	83.0	4:12.068	P	18	52.054	104.9	1:23.278	117.1	30.669	81.4	2:46.001	
9	52.205	106.5	1:22.382	115.9	30.433	79.7	2:45.020		19	51.672	106.2	1:23.143	116.9	30.727	80.4	2:45.542	
10	50.468	107.5	1:20.873	116.1	29.967	80.8	2:41.308		20								

58 Willis / Minshaw (WT3A) — Austin-Healey 100 Le Mans

lap	Sect-1	Speed	Sect-2	Speed	Sect-3	Speed	Laptime	Pit	lap	Sect-1	Speed	Sect-2	Speed	Sect-3	Speed	Laptime	Pit
1		100.9	1:24.914	112.6	30.780	79.5	2:54.785		11	51.971	102.9	1:21.875	111.5	30.266	79.4	2:44.112	
2	51.994	103.4	1:23.648	112.8	31.611	79.0	2:47.253		12	51.968	103.1	1:22.694	112.8	30.644	81.0	2:45.306	
3	52.198	104.7	1:23.619	112.8	31.106	78.6	2:46.923		13	51.569	104.2	1:23.551	107.2	30.966	81.0	2:46.086	
4	51.670	103.2	1:22.300	112.0	30.728	79.9	2:44.698		14	51.776	103.9	1:22.600	110.9	31.452	79.6	2:45.828	
5	51.255	103.2	1:21.977	111.8	33.966	76.5	2:47.198		15	52.499	94.5	1:23.260	111.7	32.138	79.2	2:47.897	
6	54.984	100.5	1:23.008	111.5	32.794	72.4	2:50.786		16	51.757	104.5	1:22.546	111.3	30.810	76.6	2:45.113	
7	52.912	103.1	1:22.109	111.3	31.091	79.0	2:46.112		17	52.012	104.2	1:21.634	111.1	30.300	80.5	2:43.946	
8	51.445	103.6	1:22.270	110.7	31.724	77.4	2:45.439		18	50.927	103.7	1:21.680	112.6	30.360	79.9	2:42.967	
9	51.377	102.6	2:52.071	110.6	31.323	73.6	4:14.771	P	19	52.575	102.8	1:21.959	110.2	31.015	80.0	2:45.549	
10	52.203	103.6	1:21.575	111.8	30.514	77.9	2:44.292		20								

68 Marc Gordon (WT4) — Jaguar XK140 FHC

lap	Sect-1	Speed	Sect-2	Speed	Sect-3	Speed	Laptime	Pit	lap	Sect-1	Speed	Sect-2	Speed	Sect-3	Speed	Laptime	Pit
1		95.5	1:28.064	110.2	32.777	76.6	3:09.288		10	54.694	96.1	1:26.802	110.4	32.511	77.0	2:54.007	
2	54.772	91.1	1:26.518	109.8	32.037	77.3	2:53.327		11	55.646	97.8	1:27.066	111.7	32.589	77.0	2:55.301	
3	54.020	96.8	1:25.706	110.6	31.752	76.5	2:51.478		12	54.383	94.4	1:25.213	111.3	32.049	77.0	2:51.645	
4	52.981	99.0	1:25.374	111.7	32.330	75.2	2:50.685		13	53.977	96.1	1:26.337	108.6	32.131	77.4	2:52.445	
5	53.732	95.7	1:25.230	111.7	33.530	69.4	2:52.492		14	52.983	96.3	1:25.410	110.4	32.264	77.1	2:50.657	
6	54.785	92.6	1:25.055	112.4	32.827	73.3	2:52.667		15	54.020	95.3	1:26.695	110.0	32.567	76.1	2:53.282	
7	53.929	100.6	1:25.003	112.6	33.541	71.2	2:52.473		16	53.529	97.3	1:24.817	112.0	31.313	77.8	2:49.659	
8	55.954	96.1	1:24.981	111.7	32.776	75.1	2:53.711		17	52.795	99.1	1:25.014	111.7	31.965	75.8	2:49.774	
9	55.428	96.4	2:48.424	109.8	32.199	76.7	4:16.051	P	18	53.737	91.8	1:25.023	109.7	32.922	70.3	2:51.682	

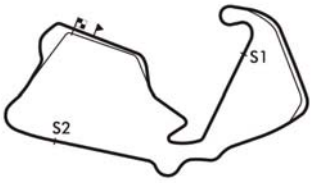

Session Start: 09:39:51 - Finish: 10:31:58
Weather/Track Conditions: Overcast / Dry
Circuit: Silverstone Historic Grand Prix
Track Length: 5.857 Km - 3.6394 miles
Printed: 22-07-2018 - 10:37

MST
Results: www.mstworld.com. Live Timing: https://livetiming.getraceresults.com/mst. Email: timing@mstworld.com

Silverstone Classic - 20 - 22 Jul 2018

Royal Automobile Club Woodcote Trophy For Pre '56 Sports Cars

Race 13 - Sector Analysis

85 Stephen Bond (WT2) — Lister Bristol Flat Iron

lap	Sect-1	Speed	Sect-2	Speed	Sect-3	Speed	Laptime	Pit	lap	Sect-1	Speed	Sect-2	Speed	Sect-3	Speed	Laptime	Pit
1		104.2	1:22.185	117.1	30.238	83.2	2:46.429		11	50.302	102.0	2:52.342	114.5	30.889	80.2	4:13.533	P
2	49.622	109.8	1:20.862	115.7	29.725	84.8	2:40.209		12	49.922	106.0	1:20.320	115.1	29.686	81.9	2:39.928	
3	49.852	107.7	1:19.221	115.9	29.119	84.9	2:38.192		13	49.746	107.0	1:19.687	116.3	29.593	83.8	2:39.026	
4	49.529	107.2	1:19.146	115.7	29.255	83.9	2:37.930		14	49.915	106.0	1:20.129	113.9	30.388	83.7	2:40.432	
5	49.436	107.9	1:19.009	116.3	29.037	85.6	2:37.482		15	50.467	106.4	1:20.330	115.9	29.173	83.7	2:39.970	
6	49.553	106.9	1:18.687	116.7	31.923	70.9	2:40.163		16	48.997	108.1	1:18.035	116.7	29.869	84.2	2:36.901	
7	50.744	106.5	1:20.040	115.5	32.724	75.6	2:43.508		17	48.882	108.2	1:18.029	116.7	29.654	85.1	2:36.565	
8	50.111	107.5	1:19.283	115.9	32.403	78.9	2:41.797		18	49.424	109.1	1:18.388	114.7	30.075	84.8	2:37.887	
9	50.667	105.7	1:20.229	115.7	31.826	76.7	2:42.722		19	48.822	110.4	1:18.802	116.7	30.247	83.6	2:37.871	
10	50.037	105.4	1:21.220	115.3	30.949	78.4	2:42.206		20								

98 Nick Matthews (WT3A) — Austin-Healey 100/4

lap	Sect-1	Speed	Sect-2	Speed	Sect-3	Speed	Laptime	Pit	lap	Sect-1	Speed	Sect-2	Speed	Sect-3	Speed	Laptime	Pit
1		105.4	1:20.926	117.5	30.053	77.9	2:47.166		3	51.168	106.2	1:20.488	117.1	31.560	54.3	2:43.216	
2	50.681	103.6	1:20.417	115.9	31.034	81.0	2:42.132		4								

99 João Mira-Gomes (WT4) — Jaguar XK140 FHC

lap	Sect-1	Speed	Sect-2	Speed	Sect-3	Speed	Laptime	Pit	lap	Sect-1	Speed	Sect-2	Speed	Sect-3	Speed	Laptime	Pit
1		85.6	1:38.842	89.0	42.004	50.3	3:33.618		2								

120 Jonathan Abecassis (WT3A) — Austin-Healey 100/4

lap	Sect-1	Speed	Sect-2	Speed	Sect-3	Speed	Laptime	Pit	lap	Sect-1	Speed	Sect-2	Speed	Sect-3	Speed	Laptime	Pit
1		107.7	1:21.924	118.8	30.667	75.6	2:49.121		11	50.448	108.1	1:21.091	117.3	30.390	81.1	2:41.929	
2	51.124	108.4	1:20.824	118.6	30.405	80.7	2:42.353		12	51.272	107.9	2:49.419	117.9	30.718	81.0	4:11.409	P
3	50.515	106.5	1:21.085	119.2	29.982	80.1	2:41.582		13	50.833	107.9	1:21.897	119.4	31.402	79.1	2:44.132	
4	50.741	106.7	1:21.204	118.8	30.164	81.2	2:42.109		14	55.345	107.0	1:22.090	117.3	30.854	80.4	2:48.289	
5	50.193	108.9	1:20.969	121.1	30.484	80.4	2:41.646		15	51.471	108.8	1:21.545	117.3	31.341	80.0	2:44.357	
6	51.096	108.4	1:21.358	117.9	41.585	67.9	2:54.039		16	50.669	108.1	1:21.480	116.9	30.999	81.0	2:43.148	
7	53.088	100.9	1:22.443	117.9	33.286	72.5	2:48.817		17	50.240	108.8	1:21.671	116.9	30.501	81.5	2:42.412	
8	51.230	107.2	1:21.118	117.7	31.082	74.2	2:43.430		18	50.903	107.0	1:23.010	119.8	31.232	75.2	2:45.145	
9	50.725	107.9	1:20.648	118.4	31.475	78.4	2:42.848		19	51.129	108.6	1:22.956	114.9	31.373	77.1	2:45.458	
10	50.744	107.9	1:21.113	117.7	30.518	79.3	2:42.375		20								

128 Cottingham / Redding (WT2) — Ferrari 500 TRC

lap	Sect-1	Speed	Sect-2	Speed	Sect-3	Speed	Laptime	Pit	lap	Sect-1	Speed	Sect-2	Speed	Sect-3	Speed	Laptime	Pit
1		96.0	1:26.755	109.1	33.517	76.3	2:58.774		11	50.494	110.0	1:20.056	120.5	31.019	80.9	2:41.569	
2	53.536	94.9	1:23.871	107.7	32.734	74.3	2:50.141		12	50.558	103.6	1:20.136	121.1	30.017	81.9	2:40.711	
3	53.794	100.8	1:23.767	111.3	33.711	74.2	2:51.272		13	50.133	108.2	1:19.540	120.9	29.603	82.8	2:39.276	
4	55.165	93.5	1:24.182	113.0	33.259	79.8	2:52.606		14	49.691	110.4	1:19.729	120.3	29.773	81.0	2:39.193	
5	53.014	97.7	1:24.267	111.8	35.831	64.1	2:53.112		15	49.925	109.3	1:18.939	122.0	29.864	84.7	2:38.728	
6	56.066	87.0	1:25.891	104.7	36.305	67.1	2:58.262		16	49.978	111.1	1:20.130	120.5	30.688	82.3	2:40.796	
7	55.624	93.3	1:25.931	111.3	35.191	69.8	2:56.746		17	50.536	110.0	1:19.260	121.8	30.616	84.8	2:40.412	
8	55.575	101.1	1:25.188	117.9	34.248	73.0	2:55.011		18	49.782	110.2	1:19.232	122.0	30.118	84.2	2:39.132	
9	55.899	91.9	2:56.698	116.7	30.907	83.7	4:23.504	P	19	49.591	110.9	1:19.414	116.7	30.455	76.3	2:39.460	
10	50.515	110.6	1:23.861	116.7	30.441	83.0	2:44.817		20								

198 Kevin Kivlochan (WT2) — AC Ace Bristol

lap	Sect-1	Speed	Sect-2	Speed	Sect-3	Speed	Laptime	Pit	lap	Sect-1	Speed	Sect-2	Speed	Sect-3	Speed	Laptime	Pit
1							3:10.222		10							2:54.997	
2							2:56.034		11							2:53.410	
3							2:53.373		12							2:53.684	
4							2:53.027		13							2:53.664	
5							2:55.514		14			In		In		4:31.610	P
6							2:57.834		15							2:53.339	
7							2:57.832		16							2:53.004	
8							3:00.164		17							2:52.470	
9							2:55.112		18							2:51.034	

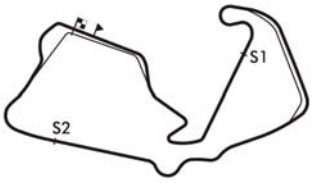

Session Start: 09:39:51 - Finish: 10:31:58
Weather/Track Conditions: Overcast / Dry
Circuit: Silverstone Historic Grand Prix
Track Length: 5.857 Km - 3.6394 miles
Printed: 22-07-2018 - 10:37

MST
Results: www.mstworld.com. Live Timing: https://livetiming.getraceresults.com/mst. Email: timing@mstworld.com

Silverstone Classic - 20 - 22 Jul 2018

Royal Automobile Club Woodcote Trophy For Pre '56 Sports Cars

Race 13 - Sector Analysis

453 Yates / Mitchell (WTIN) — Ferrari 500 TRC

lap	Sect-1	Speed	Sect-2	Speed	Sect-3	Speed	Laptime	Pit	lap	Sect-1	Speed	Sect-2	Speed	Sect-3	Speed	Laptime	Pit
1		96.7	1:25.854	112.4	33.273	74.0	3:03.676		8	50.595	101.2	1:20.338	117.9	30.599	83.8	2:41.532	
2	54.994	94.0	1:25.844	108.6	34.373	61.7	2:55.211		9	50.018	97.7	1:21.544	114.3	31.029	81.0	2:42.591	
3	59.170	97.8	1:25.938	110.7	33.106	76.3	2:58.214		10	50.448	99.1	1:21.187	117.1	30.970	84.6	2:42.605	
4	54.787	102.9	16:45.816	116.7	31.580	79.8	18:12.183	P	11	50.554	100.6	1:20.994	118.1	30.960	84.0	2:42.508	
5	50.655	98.7	1:20.435	111.7	30.489	83.7	2:41.579		12	50.250	97.0	1:20.996	119.0	30.581	84.9	2:41.827	
6	51.041	100.5	1:21.082	119.2	30.528	84.2	2:42.651		13	50.208	101.1	1:20.975	117.7	30.641	85.7	2:41.824	
7	49.942	102.3	1:20.120	116.9	30.998	83.9	2:41.060		14	50.798	95.2	1:21.340	117.3	30.523	84.0	2:42.661	

600 Sam Tordoff (WT2) — Porsche 356 Pre-A

lap	Sect-1	Speed	Sect-2	Speed	Sect-3	Speed	Laptime	Pit	lap	Sect-1	Speed	Sect-2	Speed	Sect-3	Speed	Laptime	Pit
1	Out	48.9	9:44.336	103.9	33.100	77.2	11:29.215	P	3	1:00.264	56.2	7:10.815	98.0	39.968	74.3	8:51.047	P
2	54.936	94.4	1:28.091	107.0	34.257	66.6	2:57.284		4								

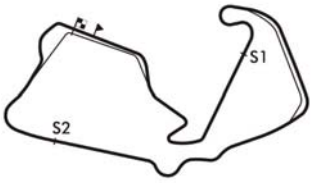

Session Start: 09:39:51 - Finish: 10:31:58
Weather/Track Conditions: Overcast / Dry
Circuit: Silverstone Historic Grand Prix
Track Length: 5.857 Km - 3.6394 miles
Printed: 22-07-2018 - 10:37

MST
Results: www.mstworld.com. Live Timing: https://livetiming.getraceresults.com/mst. Email: timing@mstworld.com

Silverstone Classic - 20 - 22 Jul 2018

Royal Automobile Club Woodcote Trophy For Pre '56 Sports Cars

Race 13 - Best Sector Times

	SECTOR 1			SECTOR 2			SECTOR 3		
	NO	TIME	LAP	NO	TIME	LAP	NO	TIME	LAP
1	7	46.773	12	7	1:14.647	13	11	28.352	18
2	15	47.176	4	11	1:15.116	13	15	28.507	4
3	11	47.181	17	15	1:15.776	7	7	28.591	12
4	8	47.525	20	12	1:16.218	6	6	28.663	15
5	3	47.690	19	8	1:16.451	5	3	28.724	15
6	12	47.823	6	3	1:16.743	17	12	28.845	5
7	10	48.235	6	36	1:17.897	3	8	28.893	4
8	20	48.314	17	6	1:17.936	16	85	29.037	5
9	36	48.506	5	85	1:18.029	17	34	29.182	12
10	6	48.562	17	10	1:18.109	3	10	29.205	4
11	17	48.813	6	20	1:18.264	18	45	29.425	14
12	85	48.822	19	17	1:18.601	2	17	29.521	13
13	34	48.890	19	34	1:18.648	19	20	29.595	18
14	128	49.591	19	128	1:18.939	15	128	29.603	13
15	453	49.942	7	453	1:20.120	7	36	29.798	4
16	120	50.193	5	29	1:20.145	9	56	29.862	8
17	45	50.249	10	45	1:20.255	11	120	29.982	3
18	29	50.392	6	98	1:20.417	2	98	30.053	1
19	56	50.468	10	24	1:20.419	15	29	30.168	1
20	98	50.681	2	56	1:20.427	7	33	30.233	13
21	58	50.927	18	120	1:20.648	9	58	30.266	11
22	24	50.983	18	53	1:21.487	2	453	30.489	5
23	53	51.034	2	33	1:21.563	13	24	30.525	11
24	16	51.485	4	58	1:21.575	10	31	30.817	18
25	33	51.550	18	16	1:22.592	5	16	30.864	14
26	25	52.701	16	31	1:24.424	18	53	30.945	4
27	68	52.795	17	68	1:24.817	16	50	31.078	15
28	31	53.958	13	25	1:25.023	16	68	31.313	16
29	50	54.273	18	50	1:26.152	11	25	32.086	15
30	600	54.936	2	600	1:28.091	2	600	33.100	1
31	99	1:03.144	1	99	1:38.842	1	99	42.004	1
32	4			4			4		
33	198			198			198		

IDEAL / BEST LAP COMPARISON

NO	NAME	BEST	IN	IDEAL	DIFF
7	Gary Pearson	2:30.222	12	2:30.011	+0.211
11	Wakeman/Blakeney	2:31.110	16	2:30.649	+0.461
15	Stretton/Wilson	2:32.064	4	2:31.459	+0.605
3	Friedrichs/Hadfield	2:33.453	17	2:33.157	+0.296
8	Blakeney-Edwards/H	2:33.515	5	2:32.869	+0.646
6	Wigley/Ure	2:35.736	16	2:35.161	+0.575
20	Rudiger Friedrichs	2:36.438	17	2:36.173	+0.265
85	Stephen Bond	2:36.565	17	2:35.888	+0.677
36	Shepherd/Barrett	2:36.668	3	2:36.201	+0.467
34	Harrison/Watts	2:37.056	19	2:36.720	+0.336
128	Cottingham/Reddinc	2:38.728	15	2:38.133	+0.595
45	Mortimer/Mortimer	2:40.195	10	2:39.929	+0.266
453	Yates/Mitchell	2:41.060	7	2:40.551	+0.509
56	Nick Riley	2:41.308	10	2:40.757	+0.551
120	Jonathan Abecassis	2:41.582	3	2:40.823	+0.759
29	Woolmer/Cottinghar	2:41.909	3	2:40.705	+1.204
24	Ward/Ward	2:42.257	15	2:41.927	+0.330
58	Willis/Minshaw	2:42.967	18	2:42.768	+0.199
33	Phillips/Phillips	2:44.167	16	2:43.346	+0.821
4	Champion/Stretton	2:45.260	12		+
16	Christopher Jolly	2:45.318	4	2:44.941	+0.377
68	Marc Gordon	2:49.659	16	2:48.925	+0.734
25	Nick Ruddell	2:50.201	16	2:49.810	+0.391
31	Paul Griffin	2:50.286	13	2:49.199	+1.087
198	Kevin Kivlochan	2:51.034	18		+
50	John Cleland	2:52.356	14	2:51.503	+0.853
12	Brooks/Smith	2:33.479	5	2:32.886	+0.593
10	Bourne/Paul	2:36.056	3	2:35.549	+0.507
17	John Pearson	2:37.714	5	2:36.935	+0.779
98	Nick Matthews	2:42.132	2	2:41.151	+0.981
53	Reed/Snowdon	2:44.895	2	2:43.466	+1.429
600	Sam Tordoff	2:57.284	2	2:56.127	+1.157
99	João Mira-Gomes	3:33.618	1	3:23.990	+9.628

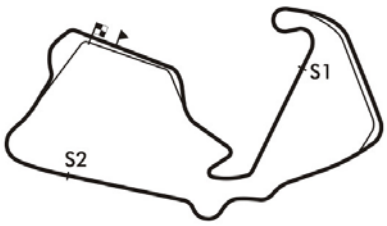

Session Start: 09:39:51 - Finish: 10:31:58
Weather/Track Conditions: Overcast / Dry
Circuit: Silverstone Historic Grand Prix
Track Length: 5.857 Km - 3.6394 miles

Printed: 22-07-2018 - 10:38

Silverstone Classic - 20 - 22 Jul 2018

Royal Automobile Club Woodcote Trophy For Pre '56 Sports Cars

Race 13 - Best Sector Speeds

	NO	SECTOR 1	MPH	NO	SECTOR 2	MPH	NO	SECTOR 3	MPH
1	15	Stretton/Wilson	120.3	7	Gary Pearson	141.3	7	Gary Pearson	91.1
2	11	Wakeman/Blakeney-Edward	120.1	11	Wakeman/Blakeney-Edward	134.8	8	Blakeney-Edwards/Hunt	89.5
3	20	Rudiger Friedrichs	119.4	12	Brooks/Smith	134.5	11	Wakeman/Blakeney-Edward	89.5
4	7	Gary Pearson	118.8	8	Blakeney-Edwards/Hunt	132.4	15	Stretton/Wilson	89.1
5	12	Brooks/Smith	118.4	15	Stretton/Wilson	131.8	12	Brooks/Smith	88.9
6	3	Friedrichs/Hadfield	117.7	20	Rudiger Friedrichs	131.8	3	Friedrichs/Hadfield	88.7
7	8	Blakeney-Edwards/Hunt	116.5	17	John Pearson	131.6	20	Rudiger Friedrichs	87.7
8	17	John Pearson	114.1	3	Friedrichs/Hadfield	129.8	17	John Pearson	87.3
9	36	Shepherd/Barrett	112.6	36	Shepherd/Barrett	128.8	6	Wigley/Ure	86.9
10	10	Bourne/Paul	112.2	29	Woolmer/Cottingham	126.4	10	Bourne/Paul	86.5
11	34	Harrison/Watts	111.3	53	Reed/Snowdon	124.0	453	Yates/Mitchell	85.7
12	53	Reed/Snowdon	111.3	24	Ward/Ward	123.1	85	Stephen Bond	85.6
13	128	Cottingham/Redding	111.1	10	Bourne/Paul	122.7	34	Harrison/Watts	84.9
14	6	Wigley/Ure	110.9	128	Cottingham/Redding	122.0	128	Cottingham/Redding	84.8
15	85	Stephen Bond	110.4	120	Jonathan Abecassis	121.1	29	Woolmer/Cottingham	84.7
16	24	Ward/Ward	109.8	6	Wigley/Ure	120.3	36	Shepherd/Barrett	84.4
17	56	Nick Riley	109.1	453	Yates/Mitchell	119.2	56	Nick Riley	83.0
18	120	Jonathan Abecassis	108.9	34	Harrison/Watts	119.0	24	Ward/Ward	82.6
19	98	Nick Matthews	106.2	56	Nick Riley	117.7	33	Phillips/Phillips	82.2
20	16	Christopher Jolly	105.8	98	Nick Matthews	117.5	45	Mortimer/Mortimer	82.1
21	45	Mortimer/Mortimer	105.7	85	Stephen Bond	117.1	120	Jonathan Abecassis	81.5
22	25	Nick Ruddell	105.0	16	Christopher Jolly	116.3	58	Willis/Minshaw	81.0
23	58	Willis/Minshaw	104.7	45	Mortimer/Mortimer	114.3	98	Nick Matthews	81.0
24	29	Woolmer/Cottingham	103.9	25	Nick Ruddell	113.9	53	Reed/Snowdon	80.7
25	33	Phillips/Phillips	103.9	33	Phillips/Phillips	113.0	16	Christopher Jolly	80.1
26	453	Yates/Mitchell	102.9	58	Willis/Minshaw	112.8	31	Paul Griffin	79.8
27	68	Marc Gordon	100.6	68	Marc Gordon	112.6	25	Nick Ruddell	78.9
28	31	Paul Griffin	96.8	600	Sam Tordoff	107.0	68	Marc Gordon	77.8
29	600	Sam Tordoff	94.4	31	Paul Griffin	106.5	600	Sam Tordoff	77.2
30	50	John Cleland	90.6	50	John Cleland	96.8	50	John Cleland	77.0
31	99	João Mira-Gomes	85.6	99	João Mira-Gomes	89.0	99	João Mira-Gomes	61.7
32	4	Champion/Stretton	0.0	4	Champion/Stretton	0.0	4	Champion/Stretton	0.0
33	198	Kevin Kivlochan	0.0	198	Kevin Kivlochan	0.0	198	Kevin Kivlochan	0.0

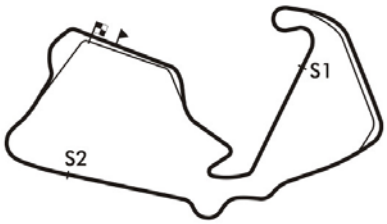

Session Start: 09:39:51 - Finish: 10:31:58
Weather/Track Conditions: Overcast / Dry
Circuit: Silverstone Historic Grand Prix
Track Length: 5.857 Km - 3.6394 miles

Printed: 22-07-2018 - 10:38

Silverstone Classic - 20 - 22 Jul 2018

Royal Automobile Club Woodcote Trophy For Pre '56 Sports Cars

Race 13 - Lap Chart

Lap 1			Lap 2			Lap 3			Lap 4			Lap 5			Lap 6		
NO	Behind	Laptime	NO	Behind	Laptime	NO	Behind	Laptime	NO	Behind	Laptime	NO	Behind	Laptime	NO	Behind	Laptime
7		2:30.313	7		2:31.089	7		2:31.088	7		2:31.128	7		2:31.364	7		2:37.351
11	2.629	2:32.942	11	3.113	2:31.573	11	3.909	2:31.884	11	4.609	2:31.828	11	4.528	2:31.283	11	1.527	2:34.350
15	3.439	2:33.752	15	7.677	2:35.327	15	9.643	2:33.054	15	10.579	2:32.064	15	12.673	2:33.458	24	1 LAP	3:02.838
8	4.161	2:34.474	8	8.393	2:35.321	8	11.778	2:34.473	8	15.213	2:34.563	8	17.364	2:33.515	15	10.258	2:34.936
12	6.375	2:36.688	12	10.347	2:35.061	12	12.769	2:33.510	12	16.421	2:34.780	12	18.536	2:33.479	8	16.631	2:36.618
10	9.148	2:39.461	10	14.635	2:36.576	10	19.603	2:36.056	10	24.676	2:36.201	10	29.425	2:36.113	12	25.088	2:43.903
20	11.892	2:42.205	20	19.640	2:38.837	36	25.737	2:36.668	36	31.414	2:36.805	36	37.026	2:36.976	36	40.139	2:40.464
36	12.235	2:42.548	36	20.157	2:39.011	20	27.152	2:38.600	20	34.028	2:38.004	20	40.048	2:37.384	10	43.042	2:50.968
6	12.453	2:42.766	6	20.343	2:38.979	6	27.380	2:38.125	6	34.340	2:38.088	6	40.325	2:37.349	20	44.721	2:42.024
17	13.720	2:44.033	17	21.071	2:38.440	17	28.624	2:38.641	17	35.535	2:38.039	17	41.885	2:37.714	6	44.978	2:42.004
3	14.413	2:44.726	85	25.236	2:40.209	85	32.340	2:38.192	85	39.142	2:37.930	85	45.260	2:37.482	17	45.632	2:41.098
34	15.420	2:45.733	34	26.519	2:42.188	34	34.375	2:38.944	34	41.857	2:38.610	34	50.411	2:39.918	85	48.072	2:40.163
29	15.718	2:46.031	29	27.353	2:42.724	29	38.174	2:41.909	29	49.082	2:42.036	29	1:00.097	2:42.379	34	55.517	2:42.457
85	16.116	2:46.429	3	27.736	2:44.412	3	39.706	2:43.058	3	50.214	2:41.636	3	1:01.274	2:42.424	29	1:06.177	2:43.431
98	16.853	2:47.166	98	27.896	2:42.132	98	40.024	2:43.216	120	51.547	2:42.109	120	1:01.829	2:41.646	3	1:07.957	2:44.034
120	18.808	2:49.121	120	30.072	2:42.353	120	40.566	2:41.582	45	58.167	2:43.786	45	1:11.207	2:44.404	120	1:18.517	2:54.039
45	19.221	2:49.534	45	32.623	2:44.491	45	45.509	2:43.974	56	1:05.874	2:42.417	56	1:15.956	2:41.446	56	1:23.485	2:44.880
56	24.028	2:54.341	53	39.185	2:44.895	25	1 LAP	5:15.213	53	1:07.601	2:45.051	53	1:24.630	2:48.393	45	1:33.197	2:59.341
58	24.472	2:54.785	58	40.636	2:47.253	53	53.678	2:45.581	58	1:10.041	2:44.698	58	1:25.875	2:47.198	58	1:39.310	2:50.786
53	25.379	2:55.692	56	40.810	2:47.871	56	54.585	2:44.863	33	1:12.945	2:46.910	33	1:31.364	2:49.783	33	1:47.612	2:53.599
33	27.597	2:57.910	33	42.636	2:46.128	58	56.471	2:46.923	16	1:14.806	2:45.318	16	1:32.698	2:49.256	16	1:49.066	2:53.719
128	28.461	2:58.774	16	45.339	2:47.638	33	57.163	2:45.615	25	1 LAP	2:57.558	25	1 LAP	2:55.312	25	1 LAP	2:59.134
16	28.790	2:59.103	128	47.513	2:50.141	16	1:00.616	2:46.365	600	3 LAPS	11:29.215	128	1:50.923	2:53.112	128	2:11.834	2:58.262
453	33.363	3:03.676	4	53.661	2:51.051	128	1:07.697	2:51.272	128	1:29.175	2:52.606	600	3 LAPS	2:57.284	4	2:13.104	2:54.230
4	33.699	3:04.012	453	57.485	2:55.211	4	1:13.591	2:51.018	4	1:33.378	2:50.915	4	1:56.225	2:54.211	68	2:17.604	2:52.667
25	36.547	3:06.860	31	59.134	2:53.291	31	1:19.825	2:51.779	68	1:41.160	2:50.685	68	2:02.288	2:52.492	31	2:19.596	2:53.901
31	36.932	3:07.245	68	1:01.213	2:53.327	68	1:21.603	2:51.478	31	1:41.363	2:52.666	31	2:03.046	2:53.047	198	2:33.671	2:57.834
68	38.975	3:09.288	198	1:04.854	2:56.034	453	1:24.611	2:58.214	198	1:49.038	2:53.027	198	2:13.188	2:55.514			
198	39.909	3:10.222	50	1:07.685	2:57.988	198	1:27.139	2:53.373	50	1:58.317	2:57.047	50	2:26.300	2:59.347			
50	40.786	3:11.099	24	1:14.348	3:00.416	50	1:32.398	2:55.801	24	2:12.626	3:00.050						
24	45.021	3:15.334				24	1:43.704	3:00.444									
99	1:03.305	3:33.618															

Session Start: 09:39:51 - Finish: 10:31:58
Weather/Track Conditions: Overcast / Dry
Circuit: Silverstone Historic Grand Prix
Track Length: 5.857 Km - 3.6394 miles
Printed: 22-07-2018 - 10:38

MST
Results: www.mstworld.com. Live Timing: https://livetiming.getraceresults.com/mst. Email: timing@mstworld.com

Silverstone Classic - 20 - 22 Jul 2018

Royal Automobile Club Woodcote Trophy For Pre '56 Sports Cars

Race 13 - Lap Chart

Lap 7			Lap 8			Lap 9			Lap 10			Lap 11			Lap 12		
NO	Behind	Laptime	NO	Behind	Laptime	NO	Behind	Laptime	NO	Behind	Laptime	NO	Behind	Laptime	NO	Behind	Laptime
7		2:34.815	7		2:34.242	7		2:33.748	7		2:31.602	15		2:32.380	7		2:30.222
11	0.958	2:34.246	11	0.270	2:33.554	11	0.529	2:34.007	11	1.551	2:32.624	6	1 LAP	2:38.341	11	2.592	2:31.237
15	9.237	2:33.794	68	1 LAP	2:52.473	15	7.873	2:33.773	16	1 LAP	2:48.344	34	1 LAP	2:39.164	45	1 LAP	2:40.214
50	1 LAP	3:00.238	31	1 LAP	2:54.467	25	2 LAPS	2:56.902	6	1 LAP	4:12.445	31	2 LAPS	2:50.860	58	1 LAP	2:44.112
8	18.707	2:36.891	15	7.848	2:32.853	34	1 LAP	4:17.030	15	9.019	2:32.748	3	1 LAP	2:35.305	15	17.798	4:02.297
12	27.504	2:37.231	8	21.453	2:36.988	4	1 LAP	2:50.991	31	2 LAPS	5:11.034	24	2 LAPS	2:57.213	198	1 LAP	2:53.410
24	1 LAP	3:02.157	198	1 LAP	2:57.832	128	1 LAP	2:55.011	24	2 LAPS	4:21.481	29	1 LAP	4:19.727	33	1 LAP	2:44.513
36	46.743	2:41.419	12	29.772	2:36.510	68	1 LAP	2:53.711	34	1 LAP	2:40.122	56	1 LAP	2:41.308	8	39.678	2:35.889
20	51.725	2:41.819	50	1 LAP	2:58.301	600	6 LAPS	8:51.047	3	1 LAP	4:05.986	36	57.750	2:37.351	453	6 LAPS	2:42.651
6	52.111	2:41.948	36	51.461	2:38.960	12	31.590	2:35.566	25	2 LAPS	2:55.769	45	1 LAP	2:40.195	16	1 LAP	2:46.213
17	53.798	2:42.981	20	56.620	2:39.137	56	1 LAP	4:12.068	12	36.485	2:36.497	58	1 LAP	2:44.292	12	58.622	2:35.525
85	56.765	2:43.508	6	57.099	2:39.230	198	1 LAP	3:00.164	56	1 LAP	2:45.020	7	1:14.277	3:55.676	128	1 LAP	2:41.569
34	1:03.506	2:42.804	17	1:00.484	2:40.928	36	55.494	2:37.781	36	1:01.798	2:37.906	11	1:15.854	3:55.702	4	1 LAP	2:46.904
29	1:15.086	2:43.724	24	1 LAP	3:02.948	20	1:01.688	2:38.816	58	1 LAP	4:14.771	198	1 LAP	2:54.997	20	1:25.099	2:37.973
3	1:17.644	2:44.502	85	1:04.320	2:41.797	45	1 LAP	4:24.984	198	1 LAP	2:55.112	33	1 LAP	2:45.337	36	1:27.737	4:14.486
56	1:31.240	2:42.570	29	1:22.850	2:42.006	50	1 LAP	2:58.660	45	1 LAP	2:41.126	16	1 LAP	4:18.806	25	2 LAPS	2:53.673
120	1:32.519	2:48.817	3	1:27.356	2:43.954	17	1:06.557	2:39.821	17	1:14.997	2:40.042	453	6 LAPS	2:41.579	68	1 LAP	2:55.301
45	1:45.881	2:47.499	120	1:41.707	2:43.430	85	1:13.294	2:42.722	85	1:23.898	2:42.206	8	1:48.288	2:35.528	17	1:29.009	2:39.808
58	1:50.607	2:46.112	58	2:01.804	2:45.439	29	1:31.311	2:42.209	50	1 LAP	2:57.152	120	2:02.110	2:41.929	6	1:32.014	2:37.847
33	2:04.369	2:51.572	16	2:19.516	2:48.428	8	1:49.912	4:02.207	33	1 LAP	4:18.344	12	2:07.596	4:12.510	3	1:49.539	2:35.736
16	2:05.330	2:51.079	33	2:19.643	2:49.516	120	1:50.807	2:42.848	453	6 LAPS	18:12.183	4	1 LAP	2:46.020	85	1:51.461	2:39.928
25	1 LAP	2:56.403							8	1:54.159	2:35.849	128	1 LAP	2:44.817	34	1:52.232	2:38.754
128	2:33.765	2:56.746							120	2:01.580	2:42.375	68	1 LAP	2:54.007	31	1 LAP	2:51.174
4	2:34.201	2:55.912							68	1 LAP	4:16.051	25	2 LAPS	4:23.988	24	1 LAP	2:43.692
									4	1 LAP	4:21.013	20	2:31.625	2:38.330	29	2:27.470	2:46.346
									128	1 LAP	4:23.504	17	2:33.700	4:00.102	50	1 LAP	2:54.591
									20	2:34.694	4:04.608	6	2:38.666	2:37.530	120	2:29.020	4:11.409
												85	2:56.032	4:13.533	56	2:29.963	2:43.325
												34	2:57.977	2:39.146			
												3	2:58.302	2:36.404			
												31	1 LAP	2:51.677			
												50	1 LAP	4:30.856			
												24	1 LAP	2:45.889			

Session Start: 09:39:51 - Finish: 10:31:58
Weather/Track Conditions: Overcast / Dry
Circuit: Silverstone Historic Grand Prix
Track Length: 5.857 Km - 3.6394 miles
Printed: 22-07-2018 - 10:38

MST
Results: www.mstworld.com. Live Timing: https://livetiming.getraceresults.com/mst. Email: timing@mstworld.com

Silverstone Classic - 20 - 22 Jul 2018

Royal Automobile Club Woodcote Trophy For Pre '56 Sports Cars

Race 13 - Lap Chart

Lap 13			Lap 14			Lap 15			Lap 16			Lap 17			Lap 18		
NO	Behind	Laptime	NO	Behind	Laptime	NO	Behind	Laptime	NO	Behind	Laptime	NO	Behind	Laptime	NO	Behind	Laptime
7		2:30.455	7		2:32.142	7		2:31.216	7		2:31.091	7		2:32.802	7		2:31.800
11	3.650	2:31.513	24	2 LAPS	2:45.068	11	5.364	2:31.175	11	5.383	2:31.110	11	4.627	2:32.046	11	4.593	2:31.766
45	1 LAP	2:41.292	11	5.405	2:33.897	24	2 LAPS	2:45.036	24	2 LAPS	2:43.271	36	1 LAP	2:50.274	36	1 LAP	2:50.785
15	25.208	2:37.865	31	2 LAPS	2:51.551	29	1 LAP	2:45.009	29	1 LAP	2:43.588	25	3 LAPS	2:52.118	25	3 LAPS	2:50.452
58	1 LAP	2:45.306	29	1 LAP	2:45.217	56	1 LAP	2:44.746	56	1 LAP	2:44.276	68	2 LAPS	2:53.282	68	2 LAPS	2:49.659
8	44.959	2:35.736	120	1 LAP	2:44.132	31	2 LAPS	2:50.286	120	1 LAP	2:44.357	24	2 LAPS	2:42.257	24	2 LAPS	2:43.109
33	1 LAP	2:45.063	56	1 LAP	2:43.359	120	1 LAP	2:48.289	15	42.091	2:37.681	29	1 LAP	2:43.806	15	53.281	2:37.040
453	6 LAPS	2:41.060	50	2 LAPS	2:55.410	15	35.501	2:37.183	45	1 LAP	2:41.481	15	48.041	2:38.752	56	1 LAP	2:43.539
16	1 LAP	2:46.019	45	1 LAP	2:40.748	45	1 LAP	2:41.740	**198**	2 LAPS	4:31.610	56	1 LAP	2:43.667	29	1 LAP	2:45.194
198	1 LAP	2:53.684	15	29.534	2:36.468	50	2 LAPS	2:56.283	31	2 LAPS	2:53.609	120	1 LAP	2:43.148	120	1 LAP	2:42.412
12	1:02.618	2:34.451	58	1 LAP	2:46.086	8	54.037	2:36.090	8	57.624	2:34.678	45	1 LAP	2:40.438	8	1:03.772	2:34.600
128	1 LAP	2:40.711	8	49.163	2:36.346	58	1 LAP	2:45.828	50	2 LAPS	2:52.356	8	1:00.972	2:36.150	45	1 LAP	2:41.148
4	1 LAP	2:45.260	453	6 LAPS	2:41.532	12	1:08.005	2:34.239	58	1 LAP	2:47.897	198	2 LAPS	2:53.339	31	2 LAPS	2:50.422
20	1:32.669	2:38.025	33	1 LAP	2:44.368	453	6 LAPS	2:42.591	453	6 LAPS	2:42.605	31	2 LAPS	2:53.271	198	2 LAPS	2:53.004
17	1:36.792	2:38.238	12	1:04.982	2:34.506	33	1 LAP	2:45.209	33	1 LAP	2:44.305	58	1 LAP	2:45.113	58	1 LAP	2:43.946
6	1:39.689	2:38.130	16	1 LAP	2:45.469	16	1 LAP	2:45.945	16	1 LAP	2:46.195	50	2 LAPS	2:52.754	453	6 LAPS	2:41.827
36	1:46.381	2:49.099	198	1 LAP	2:53.664	128	1 LAP	2:39.193	128	1 LAP	2:38.728	453	6 LAPS	2:42.508	50	2 LAPS	2:53.663
25	2 LAPS	2:51.901	128	1 LAP	2:39.276	20	1:46.360	2:37.605	20	1:52.989	2:37.720	33	1 LAP	2:44.167	33	1 LAP	2:44.305
68	1 LAP	2:51.645	20	1:39.971	2:39.444	6	1:49.214	2:36.476	6	1:53.859	2:35.736	16	1 LAP	2:46.436	20	2:01.627	2:36.802
3	1:53.892	2:34.808	4	1 LAP	2:45.377	17	1:51.023	2:39.791	17	1:57.853	2:37.921	128	1 LAP	2:40.796	6	2:02.033	2:36.938
85	2:00.032	2:39.026	17	1:42.448	2:37.798	4	1 LAP	2:46.911	3	2:04.331	2:34.203	20	1:56.625	2:36.438	128	1 LAP	2:40.412
34	2:00.234	2:38.457	6	1:43.954	2:36.407	3	2:01.219	2:34.091	4	1 LAP	2:46.770	6	1:56.895	2:35.838	3	2:07.723	2:34.541
			3	1:58.344	2:36.594	34	2:14.269	2:39.739	34	2:21.476	2:38.298	17	2:03.176	2:38.125	17	2:10.296	2:38.920
			36	2:05.137	2:50.898	85	2:17.076	2:39.970	85	2:22.886	2:36.901	3	2:04.982	2:33.453	16	1 LAP	2:49.869
			34	2:05.746	2:37.654	36	2:25.592	2:51.671				4	1 LAP	2:45.889			
			85	2:08.322	2:40.432	25	2 LAPS	2:50.708				34	2:26.142	2:37.468			
			25	2 LAPS	2:52.170	68	1 LAP	2:50.657				85	2:26.649	2:36.565			
			68	1 LAP	2:52.445												

Session Start: 09:39:51 - Finish: 10:31:58
Weather/Track Conditions: Overcast / Dry
Circuit: Silverstone Historic Grand Prix
Track Length: 5.857 Km - 3.6394 miles
Printed: 22-07-2018 - 10:38

MST
Results: www.mstworld.com. Live Timing: https://livetiming.getraceresults.com/mst. Email: timing@mstworld.com

Silverstone Classic - 20 - 22 Jul 2018

Royal Automobile Club Woodcote Trophy For Pre '56 Sports Cars

Race 13 - Lap Chart

Lap 19			Lap 20		
NO	Behind	Laptime	NO	Behind	Laptime
7		2:31.642	7		2:33.340
34	1 LAP	2:37.818	34	1 LAP	2:37.056
85	1 LAP	2:37.887	11	5.289	2:33.864
11	4.765	2:31.814	85	1 LAP	2:37.871
4	2 LAPS	2:47.410	4	2 LAPS	2:46.296
36	1 LAP	2:51.250	15	1:03.867	2:38.599
25	3 LAPS	2:50.201	36	1 LAP	2:50.130
68	2 LAPS	2:49.774	8	1:11.964	2:35.719
15	58.608	2:36.969	68	2 LAPS	2:51.682
24	2 LAPS	2:44.545	25	3 LAPS	2:52.267
8	1:09.585	2:37.455	24	2 LAPS	2:45.319
29	1 LAP	2:44.886	29	1 LAP	2:44.914
56	1 LAP	2:46.001	56	1 LAP	2:45.542
45	1 LAP	2:42.490	120	1 LAP	2:45.458
120	1 LAP	2:45.145	45	1 LAP	2:45.884
31	2 LAPS	2:52.148	58	1 LAP	2:45.549
58	1 LAP	2:42.967	453	6 LAPS	2:42.661
198	2 LAPS	2:52.470	31	2 LAPS	2:50.349
453	6 LAPS	2:41.824	198	2 LAPS	2:51.034
33	1 LAP	2:44.486	3	2:10.521	2:34.109
20	2:07.493	2:37.508	20	2:11.263	2:37.110
6	2:07.787	2:37.396	6	2:11.865	2:37.418
3	2:09.752	2:33.671	128	1 LAP	2:39.460
128	1 LAP	2:39.132	33	1 LAP	2:45.482
50	2 LAPS	2:54.378	50	2 LAPS	2:54.238
16	1 LAP	2:50.011	16	1 LAP	2:52.657

Session Start: 09:39:51 - Finish: 10:31:58
Weather/Track Conditions: Overcast / Dry
Circuit: Silverstone Historic Grand Prix
Track Length: 5.857 Km - 3.6394 miles
Printed: 22-07-2018 - 10:38

Results: www.mstworld.com. Live Timing: https://livetiming.getraceresults.com/mst. Email: timing@mstworld.com

Results Booklet

SilverstoneClassic

20/21/22 JULY 2018

Timing & Results by MST SYSTEMS Ltd.
www.mstworld.com

© MST SYSTEMS Ltd 2018
The Haysfield, Spring Lane North, Malvern WR14 1GF
t: +44 (0) 1684 560614 e: timing@mstworld.com

HSCC

SilverstoneClassic
20/21/22 JULY 2018

Silverstone Historic Grand Prix Circuit

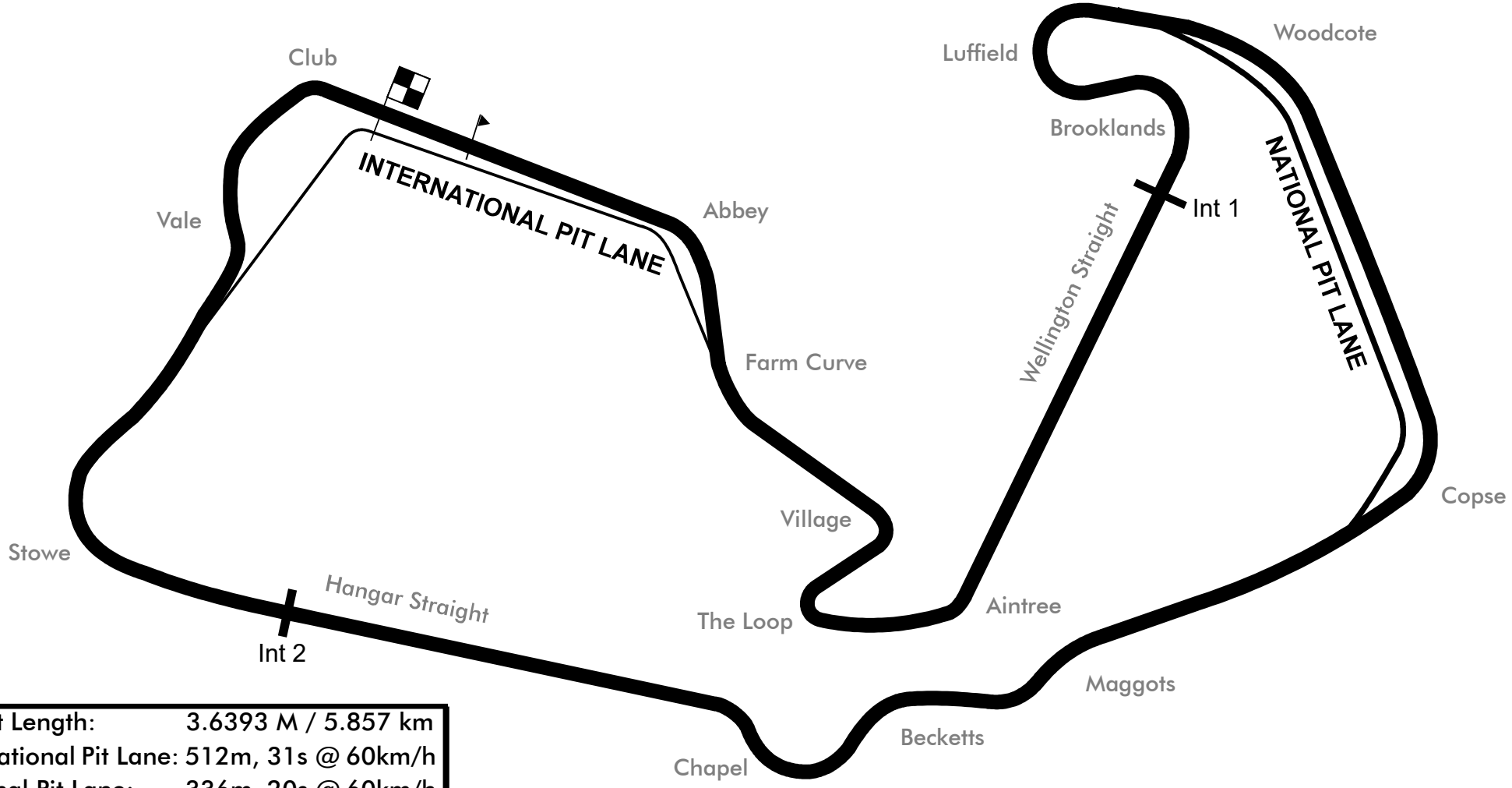

Circuit Length:	3.6393 M / 5.857 km
International Pit Lane:	512m, 31s @ 60km/h
National Pit Lane:	336m, 20s @ 60km/h
Intermediate 1:	1.757 km
Intermediate 2:	4.760 km
Start line offset:	132.3 m

MST

Silverstone Classic - 20 - 22 Jul 2018

Gallet Trophy For Under 2 Litre Touring Cars (U2TC)

Qualifying for Race 14 - Classification

Sheet No:

POS	NO	DRIVER/S	CLASS	CLASS POS	CAR MAKE / MODEL	TIME	ON	LAPS	GAP	DIFF	MPH
1	13	Andy Wolfe-Rob Huff	C	1	Ford Lotus Cortina	2:30.618	3	7			86.99
2	89	Andrew Banks-Maxim Banks	C	2	Alfa Romeo Giulia Sprint	2:31.076	4	9	0.458	0.458	86.72
3	7	Steve Soper	C	3	Ford Lotus Cortina	2:32.344	6	7	1.726	1.268	86.00
4	97	Mark Sumpter	C	4	Ford Lotus Cortina	2:32.593	6	7	1.975	0.249	85.86
5	2	Richard Dutton-Neil Brown	C	5	Ford Lotus Cortina	2:33.355	5	9	2.737	0.762	85.43
6	79	Mark Martin-Andrew Haddon	C	6	Ford Lotus Cortina	2:33.699	9	9	3.081	0.344	85.24
7	98	Graham Pattle-Thomas Pattle	C	7	Ford Lotus Cortina	2:33.816	5	9	3.198	0.117	85.18
8	10	Ambrogio Perfetti-Oscar Rovelli	C	8	Ford Lotus Cortina	2:34.017	2	2	3.399	0.201	85.07
9	142	John Spiers	C	9	Ford Cortina	2:34.615	5	6	3.997	0.598	84.74
10	24	Rob Myers-Benji Hetherington	C	10	Ford Lotus Cortina	2:35.074	7	7	4.456	0.459	84.49
11	91	Martin Strommen-Arne Berg	C	11	Ford Lotus Cortina	2:35.198	4	10	4.580	0.124	84.42
12	170	Marcus Jewell	C	12	Ford Lotus Cortina	2:36.770	4	7	6.152	1.572	83.57
13	66	Viggo Lund	C	13	Ford Lotus Cortina	2:37.382	2	9	6.764	0.612	83.25
14	20	Endaf Owens	B	1	Austin Mini Cooper S	2:37.607	6	8	6.989	0.225	83.13
15	33	Andrew Lawley	C	14	Alfa Romeo Giulia Sprint	2:37.655	5	7	7.037	0.048	83.10
16	46	Ian Curley-Bill Sollis	B	2	Austin Mini Mk1 Cooper S	2:38.550	4	9	7.932	0.895	82.63
17	81	Alberto Vella	C	15	Ford Lotus Cortina	2:38.737	3	9	8.119	0.187	82.54
18	11	Kane Astin	B	3	Austin Mini Cooper S	2:38.976	4	8	8.358	0.239	82.41
19	1	Jonathan Lewis	B	4	Morris Mini Cooper S	2:39.077	3	7	8.459	0.101	82.36
20	17	Ben Hatton	B	5	Morris Mini Cooper S	2:39.162	3	10	8.544	0.085	82.32
21	15	Graham Churchill-Peter Baldwin	B	6	Austin Mini Cooper S	2:39.637	9	9	9.019	0.475	82.07
22	27	Leon Oli Window-Ashley Davies	C	16	Austin Mini Cooper S	2:39.814	2	9	9.196	0.177	81.98
23	80	Ian Goff-Max Goff	D	1	BMW 1800 TI	2:39.991	5	6	9.373	0.177	81.89
24	18	Adam Brindle-Nigel Greeensall	C	17	Ford Lotus Cortina	2:40.003	4	5	9.385	0.012	81.88
25	44	Tom Bell	B	7	Austin Mini Cooper S	2:41.171	1	1	10.553	1.168	81.29
26	888	Daniel Wheeler	B	8	Austin Mini Cooper S	2:41.999	1	6	11.381	0.828	80.88
27	177	Bernardo Hartogs-William Nuthall	C	18	Alfa Romeo Giulia Sprint	2:42.009	8	8	11.391	0.010	80.87
28	4	Marco Attard-Mat Jackson	C	19	Ford Lotus Cortina	2:42.149	5	8	11.531	0.140	80.80
29	48	Peter James-Amanda Stretton	D	2	BMW 1800 Ti	2:42.554	4	9	11.936	0.405	80.60
30	57	Simon Evans-Joe Twyman	B	9	Austin Mini Cooper S	2:43.361	2	6	12.743	0.807	80.20
31	74	Nick Riley-Ben Short	B	10	Austin Mini Cooper S	2:44.171	2	8	13.553	0.810	79.81
32	99	Kevin O'Connor	B	11	Austin Mini Cooper S	2:44.940	4	8	14.322	0.769	79.43
33	104	Peter James-Alan Letts	B	12	Austin Mini Cooper	2:47.454	9	9	16.836	2.514	78.24
34	45	Jonnie Kent	B	13	Austin Mini Cooper S	2:48.905	5	9	18.287	1.451	77.57

Cars 7, 18 & 33 require working transponders - Regulation Q.12.2.1 refers.
A 30 second penalty will be applied if not working in the race.
Car 98 - transponder working intermittently, please check position.

Session Start: 12:05:11 - Finish: 12:32:12
Weather/Track Conditions: Overcast / Dry
Circuit: Silverstone Historic Grand Prix
Track Length: 5.857 Km - 3.6394 miles

These results are provisional until the conclusion of any judicial and technical matters.

Clerk of the Course:	Timekeeper:	Issued at:
Julian Floyd	Nick Palmer	

Printed: 20-07-2018 - 12:35

Silverstone Classic - 20 - 22 Jul 2018

Gallet Trophy For Under 2 Litre Touring Cars (U2TC)

Qualifying for Race 14 - Sector Analysis

1 Jonathan Lewis (B) — Morris Mini Cooper S

lap	Sect-1	Speed	Sect-2	Speed	Sect-3	Speed	Laptime	Pit
1	50.767	100.9	1:21.372	105.4	29.057	78.6	2:41.196	
2	50.530	102.3	1:20.128	108.2	29.070	80.1	2:39.728	
3	50.037	104.4	1:19.755	108.2	29.285	81.6	2:39.077	
4	50.017	103.1	1:20.316	108.4	28.965	81.2	2:39.298	
5	50.131	99.4	1:20.138	106.0	28.869	80.9	2:39.138	
6	51.203	99.6	1:21.244	105.7	29.064	81.8	2:41.511	
7	50.757	101.5	1:22.082	104.2	31.896	77.4	2:44.735	
8								

2 Dutton / Brown (C) — Ford Lotus Cortina

lap	Sect-1	Speed	Sect-2	Speed	Sect-3	Speed	Laptime	Pit
1	48.826	111.8	1:17.605	119.6	28.724	85.5	2:35.155	
2	48.298	112.4	1:17.188	121.1	28.858	86.9	2:34.344	
3	48.482	112.8	1:17.454	119.8	29.289	86.6	2:35.225	
4	48.777	104.5	2:41.589	119.4	28.992	86.4	3:59.358	P
5	47.954	113.9	1:17.037	121.1	28.364	88.0	2:33.355	
6	47.903	115.3	1:17.067	119.2	28.523	87.2	2:33.493	
7	47.810	115.1	1:16.520	119.8	29.736	86.8	2:34.066	
8	48.879	113.0	1:18.679	117.3	30.008	86.1	2:37.566	
9	48.091	113.9	1:17.046	120.7	29.344	86.9	2:34.481	
10								

4 Attard / Jackson (C) — Ford Lotus Cortina

lap	Sect-1	Speed	Sect-2	Speed	Sect-3	Speed	Laptime	Pit
1	52.114	103.1	1:22.016	106.7	30.572	82.1	2:44.702	
2	51.069	104.2	1:22.803	107.2	30.125	78.1	2:43.997	
3	51.497	105.0	1:21.673	107.2	29.817	81.8	2:42.987	
4	50.864	103.4	1:21.273	107.5	30.131	81.9	2:42.268	
5	50.819	102.9	1:21.393	106.9	29.937	82.0	2:42.149	
6	50.234	104.4	5:16.340	106.0	33.747	78.2	6:40.321	P
7	53.285	100.8	1:24.421	106.9	32.255	80.4	2:49.961	
8	51.591	100.3	1:23.632	106.7	31.394	80.9	2:46.617	

7 Steve Soper (C) — Ford Lotus Cortina

lap	Sect-1	Speed	Sect-2	Speed	Sect-3	Speed	Laptime	Pit
1							2:33.589	
2							2:32.861	
3							2:37.417	
4							4:45.745	
5							2:32.363	
6							2:32.344	
7							2:59.824	
8								

10 Perfetti / Rovelli (C) — Ford Lotus Cortina

lap	Sect-1	Speed	Sect-2	Speed	Sect-3	Speed	Laptime	Pit
1	49.031	111.7	1:17.662	121.6	29.580	84.2	2:36.273	
2	48.282	112.6	1:17.461	121.4	28.274	87.6	2:34.017	

11 Kane Astin (B) — Austin Mini Cooper S

lap	Sect-1	Speed	Sect-2	Speed	Sect-3	Speed	Laptime	Pit
1	50.348	104.0	1:20.072	109.8	29.135	77.8	2:39.555	
2	50.332	104.2	1:22.418	110.2	29.067	83.2	2:41.817	
3	50.564	103.9	1:19.798	110.0	29.203	82.6	2:39.565	
4	50.007	104.5	1:19.713	112.4	29.256	81.4	2:38.976	
5	50.639	103.7	1:19.599	109.3	29.112	80.9	2:39.350	
6	50.285	102.9	1:19.923	107.9	29.264	81.0	2:39.472	
7	56.133	62.8	1:23.398	108.6	38.486	58.3	2:58.017	
8	56.770	102.8	1:19.412	109.5	30.530	75.7	2:46.712	

13 Wolfe / Huff (C) — Ford Lotus Cortina

lap	Sect-1	Speed	Sect-2	Speed	Sect-3	Speed	Laptime	Pit
1	47.410	111.7	1:16.146	118.4	28.051	87.6	2:31.607	
2	47.043	113.6	1:15.857	119.4	27.898	86.8	2:30.798	
3	46.760	111.1	1:15.544	119.6	28.314	87.2	2:30.618	
4	47.031	111.7	1:16.216	119.4	28.244	83.1	2:31.491	
5	48.032	112.6	2:43.483	119.4	28.661	87.0	4:00.176	P
6	47.623	112.4	1:16.567	119.2	29.302	83.6	2:33.492	
7	48.103	111.8	1:16.898	119.0	30.839	84.1	2:35.840	
8								

15 Churchill / Baldwin (B) — Austin Mini Cooper S

lap	Sect-1	Speed	Sect-2	Speed	Sect-3	Speed	Laptime	Pit
1	50.467	103.4	1:21.290	110.9	30.286	81.3	2:42.043	
2	50.502	105.8	1:20.094	112.0	29.913	79.7	2:40.509	
3	50.751	106.2	1:19.910	112.6	29.696	82.6	2:40.357	
4	50.336	103.9	3:11.362	105.5	30.828	82.6	4:32.526	P
5	52.386	93.1	1:21.289	110.7	29.129	83.5	2:42.804	
6	49.610	104.4	1:20.080	109.3	30.505	79.3	2:40.195	
7	50.466	103.2	1:20.313	108.9	31.890	81.5	2:42.669	
8	50.366	104.5	1:19.807	110.2	30.539	81.4	2:40.712	
9	49.601	103.4	1:19.432	110.4	30.604	82.3	2:39.637	
10								

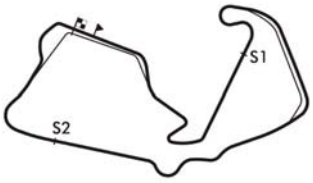

Session Start: 12:05:11 - Finish: 12:32:12
Weather/Track Conditions: Overcast / Dry
Circuit: Silverstone Historic Grand Prix
Track Length: 5.857 Km - 3.6394 miles
Printed: 20-07-2018 - 12:41

MST
Results: www.mstworld.com. Live Timing: https://livetiming.getraceresults.com/mst. Email: timing@mstworld.com

Silverstone Classic - 20 - 22 Jul 2018

Gallet Trophy For Under 2 Litre Touring Cars (U2TC)

Qualifying for Race 14 - Sector Analysis

17 Ben Hatton (B) — Morris Mini Cooper S

lap	Sect-1	Speed	Sect-2	Speed	Sect-3	Speed	Laptime	Pit	lap	Sect-1	Speed	Sect-2	Speed	Sect-3	Speed	Laptime	Pit
1	51.484	105.0	1:19.520	112.2	29.664	79.1	2:40.668		6	50.359	105.2	1:20.393	110.9	29.566	82.5	2:40.318	
2	49.893	107.4	1:23.150	72.5	30.975	80.4	2:44.018		7	50.061	102.9	1:20.820	98.3	32.900	77.4	2:43.781	
3	49.768	105.7	1:20.078	113.2	29.316	81.1	2:39.162		8	50.294	104.4	1:20.695	111.1	31.331	79.8	2:42.320	
4	50.227	104.5	1:19.834	111.7	29.728	81.6	2:39.789		9	50.689	105.4	1:20.780	110.4	31.107	79.5	2:42.576	
5	51.198	104.2	1:19.796	112.4	30.253	82.8	2:41.247		10	50.453	103.4	1:20.806	111.3	30.903	80.1	2:42.162	

18 Brindle / Greeensall (C) — Ford Lotus Cortina

lap	Sect-1	Speed	Sect-2	Speed	Sect-3	Speed	Laptime	Pit	lap	Sect-1	Speed	Sect-2	Speed	Sect-3	Speed	Laptime	Pit
1							2:46.849		4							2:40.003	
2							2:44.248		5							4:00.136	
3							5:26.069		6								

20 Endaf Owens (B) — Austin Mini Cooper S

lap	Sect-1	Speed	Sect-2	Speed	Sect-3	Speed	Laptime	Pit	lap	Sect-1	Speed	Sect-2	Speed	Sect-3	Speed	Laptime	Pit
1	49.647	103.1	1:20.570	107.0	28.923	81.8	2:39.140		5	49.580	102.0	1:19.779	108.2	28.591	80.6	2:37.950	
2	49.875	101.5	1:20.322	107.5	28.777	82.1	2:38.974		6	49.732	103.2	1:19.449	109.3	28.426	83.2	2:37.607	
3	49.700	101.2	1:19.761	107.7	28.596	83.0	2:38.057		7	49.199	103.7	1:19.137	111.7	39.967	54.5	2:48.303	
4	50.640	94.3	1:23.178	108.6	28.876	82.5	2:42.694		8	56.994	77.0	3:53.043	88.8	37.324	67.3	5:27.361	P

24 Myers / Hetherington (C) — Ford Lotus Cortina

lap	Sect-1	Speed	Sect-2	Speed	Sect-3	Speed	Laptime	Pit	lap	Sect-1	Speed	Sect-2	Speed	Sect-3	Speed	Laptime	Pit
1	50.172	110.6	1:19.249	118.6	29.460	85.1	2:38.881		5	55.165	92.2	3:20.625	117.3	29.514	85.7	4:45.304	P
2	48.110	112.2	1:18.908	118.8	28.931	85.4	2:35.949		6	48.175	109.3	7:14.431	80.9	35.955	84.0	8:38.561	P
3	48.394	111.5	1:19.334	117.9	29.584	84.9	2:37.312		7	48.136	109.5	1:17.636	117.3	29.302	81.7	2:35.074	
4	49.372	108.8	1:21.236	104.0	30.772	81.2	2:41.380		8								

27 Window / Davies (C) — Austin Mini Cooper S

lap	Sect-1	Speed	Sect-2	Speed	Sect-3	Speed	Laptime	Pit	lap	Sect-1	Speed	Sect-2	Speed	Sect-3	Speed	Laptime	Pit
1	50.506	103.4	1:20.385	107.5	29.200	82.1	2:40.091		6	51.826	86.5	3:29.838	106.7	35.779	64.8	4:57.443	P
2	50.328	100.8	1:20.405	108.1	29.081	81.3	2:39.814		7	52.885	99.1	1:23.875	104.0	32.348	79.7	2:49.108	
3	50.802	101.8	1:20.735	111.1	30.110	81.6	2:41.647		8	52.595	99.3	1:22.240	105.8	31.695	78.3	2:46.530	
4	51.086	102.1	1:19.873	110.2	29.101	82.7	2:40.060		9	51.582	100.3	1:21.892	106.4	31.753	77.0	2:45.227	
5	49.844	104.5	1:21.640	100.3	31.283	80.7	2:42.767		10								

33 Andrew Lawley (C) — Alfa Romeo Giulia Sprint GTA

lap	Sect-1	Speed	Sect-2	Speed	Sect-3	Speed	Laptime	Pit	lap	Sect-1	Speed	Sect-2	Speed	Sect-3	Speed	Laptime	Pit
1							2:41.107		5							2:37.655	
2							2:40.645		6							2:38.214	
3							2:39.961		7							2:47.567	
4							2:40.487		8								

44 Tom Bell (B) — Austin Mini Cooper S

lap	Sect-1	Speed	Sect-2	Speed	Sect-3	Speed	Laptime	Pit	lap	Sect-1	Speed	Sect-2	Speed	Sect-3	Speed	Laptime	Pit
1	50.813	102.3	1:20.993	108.6	29.365	81.3	2:41.171		2								

45 Jonnie Kent (B) — Austin Mini Cooper S

lap	Sect-1	Speed	Sect-2	Speed	Sect-3	Speed	Laptime	Pit	lap	Sect-1	Speed	Sect-2	Speed	Sect-3	Speed	Laptime	Pit
1	53.582	100.6	1:24.115	108.8	33.045	76.7	2:50.742		6	53.229	102.5	1:23.120	108.1	33.936	73.9	2:50.285	
2	52.485	101.1	1:24.675	103.9	33.198	75.1	2:50.358		7	53.445	97.8	1:24.226	107.2	33.318	72.3	2:50.989	
3	55.371	74.5	1:31.596	105.0	33.667	73.3	3:00.634		8	52.589	99.9	1:25.074	106.9	33.205	75.8	2:50.868	
4	53.108	99.3	1:24.536	106.0	32.909	73.3	2:50.553		9	52.018	99.3	1:24.325	106.5	33.915	73.7	2:50.258	
5	52.433	100.3	1:23.927	108.1	32.545	75.5	2:48.905		10								

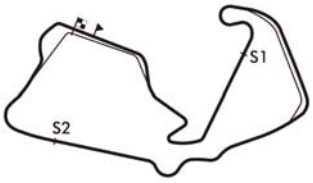

Session Start: 12:05:11 - Finish: 12:32:12
Weather/Track Conditions: Overcast / Dry
Circuit: Silverstone Historic Grand Prix
Track Length: 5.857 Km - 3.6394 miles
Printed: 20-07-2018 - 12:41

MST
Results: www.mstworld.com. Live Timing: https://livetiming.getraceresults.com/mst. Email: timing@mstworld.com

Silverstone Classic - 20 - 22 Jul 2018

Gallet Trophy For Under 2 Litre Touring Cars (U2TC)

Qualifying for Race 14 - Sector Analysis

46 Curley / Sollis (B) — Austin Mini Mk1 Cooper S

lap	Sect-1	Speed	Sect-2	Speed	Sect-3	Speed	Laptime	Pit
1	50.961	101.5	1:20.275	110.9	30.052	83.4	2:41.288	
2	49.981	104.0	1:19.346	110.0	29.687	81.5	2:39.014	
3	50.179	104.5	1:19.312	112.0	29.558	83.2	2:39.049	
4	50.055	104.9	1:19.388	110.7	29.107	81.7	2:38.550	
5	49.754	103.9	2:57.113	112.4	30.304	81.4	4:17.171	P
6	50.199	103.9	1:19.715	109.7	32.064	81.7	2:41.978	
7	52.668	102.1	1:19.965	109.5	31.321	81.6	2:43.954	
8	50.090	103.9	1:19.751	109.3	31.135	80.9	2:40.976	
9	49.977	103.1	1:19.374	109.3	29.417	81.8	2:38.768	
10								

48 James / Stretton (D) — BMW 1800 Ti

lap	Sect-1	Speed	Sect-2	Speed	Sect-3	Speed	Laptime	Pit
1	52.910	100.8	1:24.796	108.9	30.859	78.6	2:48.565	
2	52.353	103.4	1:21.942	113.4	30.912	78.1	2:45.207	
3	51.666	104.4	1:22.295	113.2	30.064	79.6	2:44.025	
4	50.842	104.9	1:21.303	113.2	30.409	74.6	2:42.554	
5	51.513	102.0	3:22.942	106.4	33.978	75.6	4:48.433	P
6	52.360	99.0	1:23.724	111.1	34.440	67.4	2:50.524	
7	53.704	100.3	1:24.245	112.0	31.640	79.2	2:49.589	
8	53.616	99.7	1:22.149	114.7	31.487	81.0	2:47.252	
9	51.922	102.8	1:22.313	114.7	31.150	79.2	2:45.385	
10								

57 Evans / Twyman (B) — Austin Mini Cooper S

lap	Sect-1	Speed	Sect-2	Speed	Sect-3	Speed	Laptime	Pit
1	51.912	103.6	1:22.073	109.8	30.985	82.3	2:44.970	
2	50.682	101.5	1:21.455	109.1	31.224	79.1	2:43.361	
3	51.028	101.4	1:22.666	109.8	30.901	80.0	2:44.595	
4	51.447	102.8	1:21.544	107.7	31.241	79.2	2:44.232	
5	52.060	100.6	1:21.359	109.1	30.494	79.0	2:43.913	
6	55.147	76.9	2:44.447	106.7	31.397	79.2	4:10.991	P

66 Viggo Lund (C) — Ford Lotus Cortina

lap	Sect-1	Speed	Sect-2	Speed	Sect-3	Speed	Laptime	Pit
1	50.313	109.1	1:19.921	117.7	29.795	84.6	2:40.029	
2	48.628	109.8	1:19.158	116.7	29.596	83.4	2:37.382	
3	49.658	110.7	1:19.791	117.3	30.127	85.1	2:39.576	
4	49.110	110.0	1:19.086	117.3	29.665	85.5	2:37.861	
5	48.494	109.3	3:08.047	117.3	30.694	83.6	4:27.235	P
6	49.717	100.6	1:21.704	110.7	33.183	81.2	2:44.604	
7	50.214	101.7	1:21.979	113.2	31.969	81.7	2:44.162	
8	49.833	107.4	1:21.381	114.3	31.746	80.2	2:42.960	
9	50.332	104.0	1:20.035	113.0	31.206	84.3	2:41.573	
10								

74 Riley / Short (B) — Austin Mini Cooper S

lap	Sect-1	Speed	Sect-2	Speed	Sect-3	Speed	Laptime	Pit
1	52.315	102.3	1:23.322	107.5	29.919	79.9	2:45.556	
2	51.357	100.6	1:22.470	107.2	30.344	78.2	2:44.171	
3	51.190	100.8	3:28.591	100.9	38.210	66.2	4:57.991	P
4	57.700	97.5	1:28.815	107.4	32.338	77.9	2:58.853	
5	53.372	100.6	1:25.566	108.6	31.045	74.8	2:49.983	
6	1:28.251	88.5	1:28.502	103.4	37.004	73.3	3:33.757	
7	58.945	87.2	2:59.857	106.5	31.330	78.0	4:30.132	P
8	53.379	99.4	1:25.468	103.9	31.277	76.2	2:50.124	

79 Martin / Haddon (C) — Ford Lotus Cortina

lap	Sect-1	Speed	Sect-2	Speed	Sect-3	Speed	Laptime	Pit
1	51.205	110.2	1:20.085	118.1	31.356	84.8	2:42.646	
2	48.629	110.9	1:18.794	116.7	29.819	83.8	2:37.242	
3	49.449	109.3	1:18.354	120.9	29.829	85.1	2:37.632	
4	50.028	108.8	1:18.449	117.7	30.546	82.0	2:39.023	
5	48.897	109.3	2:44.794	119.0	29.224	85.5	4:02.915	P
6	48.436	111.3	1:17.739	119.4	29.132	87.2	2:35.307	
7	48.702	111.7	1:16.827	119.6	30.186	83.4	2:35.715	
8	48.682	111.3	1:16.907	119.2	29.126	81.4	2:34.715	
9	47.911	110.7	1:16.734	119.6	29.054	84.8	2:33.699	
10								

80 Goff / Goff (D) — BMW 1800 TI

lap	Sect-1	Speed	Sect-2	Speed	Sect-3	Speed	Laptime	Pit
1	55.292	93.6	1:23.695	110.2	30.743	79.0	2:49.730	
2	52.646	101.8	1:22.766	111.3	30.747	77.1	2:46.159	
3	52.549	102.6	1:23.303	109.5	31.806	75.7	2:47.658	
4	55.661	98.4	3:56.990	108.6	29.977	81.9	5:22.628	P
5	50.038	104.7	1:20.823	112.0	29.130	82.5	2:39.991	
6	49.983	103.9	1:20.197	110.4	36.747	62.1	2:46.927	

81 Alberto Vella (C) — Ford Lotus Cortina

lap	Sect-1	Speed	Sect-2	Speed	Sect-3	Speed	Laptime	Pit
1	50.080	110.9	1:20.259	119.4	29.430	83.1	2:39.769	
2	50.281	110.0	1:19.948	116.5	29.583	82.4	2:39.812	
3	49.298	110.6	1:19.548	116.9	29.891	82.1	2:38.737	
4	49.826	108.9	2:53.189	113.7	29.988	83.0	4:13.003	P
5	49.611	108.4	1:19.642	116.9	29.713	82.7	2:38.966	
6	48.889	110.2	1:19.368	116.5	30.770	83.1	2:39.027	
7	50.463	110.6	1:19.348	116.9	30.712	80.7	2:40.523	
8	49.564	110.2	1:19.388	117.5	30.516	82.7	2:39.468	
9	49.748	110.9	1:19.510	116.1	29.889	81.4	2:39.147	
10								

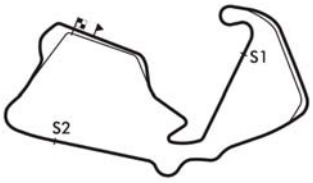

Session Start: 12:05:11 - Finish: 12:32:12
Weather/Track Conditions: Overcast / Dry
Circuit: Silverstone Historic Grand Prix
Track Length: 5.857 Km - 3.6394 miles
Printed: 20-07-2018 - 12:41

MST
Results: www.mstworld.com. Live Timing: https://livetiming.getraceresults.com/mst. Email: timing@mstworld.com

Silverstone Classic - 20 - 22 Jul 2018

Gallet Trophy For Under 2 Litre Touring Cars (U2TC)

Qualifying for Race 14 - Sector Analysis

89 Banks / Banks (C) — Alfa Romeo Giulia Sprint GTA

lap	Sect-1	Speed	Sect-2	Speed	Sect-3	Speed	Laptime	Pit	lap	Sect-1	Speed	Sect-2	Speed	Sect-3	Speed	Laptime	Pit
1	47.839	110.6	1:16.647	117.7	27.829	88.4	2:32.315		6	47.358	112.6	1:16.327	119.2	27.950	86.0	2:31.635	
2	47.172	110.9	1:16.125	118.6	27.916	86.9	2:31.213		7	47.434	110.9	1:16.534	118.1	32.839	77.6	2:36.807	
3	47.349	110.7	1:16.180	118.4	28.232	86.8	2:31.761		8	47.790	110.2	1:16.887	117.7	29.935	84.5	2:34.612	
4	47.226	110.6	1:15.954	119.0	27.896	87.0	2:31.076		9	47.642	109.8	1:17.021	108.8	30.287	82.7	2:34.950	
5	48.141	104.7	2:19.096	118.4	28.471	86.7	3:35.708	P	10								

91 Strommen / Berg (C) — Ford Lotus Cortina

lap	Sect-1	Speed	Sect-2	Speed	Sect-3	Speed	Laptime	Pit	lap	Sect-1	Speed	Sect-2	Speed	Sect-3	Speed	Laptime	Pit
1	49.627	107.0	1:18.363	119.4	29.918	87.0	2:37.908		6	49.657	112.0	1:19.115	119.2	29.293	84.6	2:38.065	
2	48.974	103.1	1:18.495	119.6	29.908	86.4	2:37.377		7	48.575	111.3	1:18.016	118.4	29.389	85.6	2:35.980	
3	48.074	114.3	1:18.726	119.8	30.023	84.9	2:36.823		8	48.817	110.2	1:18.639	118.4	30.541	86.1	2:37.997	
4	48.178	113.2	1:17.381	119.4	29.639	84.0	2:35.198		9	48.831	111.5	1:18.350	118.8	29.720	85.9	2:36.901	
5	48.621	109.7	2:34.382	119.0	29.580	83.9	3:52.583	P	10	48.645	111.8	1:18.634	119.4	29.486	85.3	2:36.765	

97 Mark Sumpter (C) — Ford Lotus Cortina

lap	Sect-1	Speed	Sect-2	Speed	Sect-3	Speed	Laptime	Pit	lap	Sect-1	Speed	Sect-2	Speed	Sect-3	Speed	Laptime	Pit
1	48.639	112.6	1:17.613	120.5	29.423	84.5	2:35.675		5	47.980	112.4	1:16.499	122.0	28.684	87.3	2:33.163	
2	48.335	113.2	1:17.476	121.6	28.343	85.6	2:34.154		6	47.618	112.6	1:16.540	120.3	28.435	86.0	2:32.593	
3	48.121	112.4	1:17.220	120.7	28.640	86.7	2:33.981		7	48.257	112.6	1:17.140	119.8	32.615	68.1	2:38.012	
4	47.791	113.2	1:17.326	120.1	28.316	85.6	2:33.433		8								

98 Pattle / Pattle (C) — Ford Lotus Cortina

lap	Sect-1	Speed	Sect-2	Speed	Sect-3	Speed	Laptime	Pit	lap	Sect-1	Speed	Sect-2	Speed	Sect-3	Speed	Laptime	Pit
1	49.049	110.7	1:17.921	118.4	28.713	85.4	2:35.683		6	47.923	110.7	2:35.685	121.4	29.841	81.0	3:53.449	
2	48.505	107.7	1:17.651	115.1	29.238	90.0	2:35.394		7				119.6	30.946	83.6	2:38.009	
3	48.957	110.9	1:17.693	120.5	29.422	84.5	2:36.072		8	49.590	109.3	1:18.409	117.5	30.426	81.9	2:38.425	
4	48.283	110.9	1:19.025	118.8	29.489	86.8	2:36.797		9	48.884	109.3	1:18.740	118.6	30.941	84.2	2:38.565	
5				117.5	28.606	86.7	2:33.816		10								

99 Kevin O'Connor (B) — Austin Mini Cooper S

lap	Sect-1	Speed	Sect-2	Speed	Sect-3	Speed	Laptime	Pit	lap	Sect-1	Speed	Sect-2	Speed	Sect-3	Speed	Laptime	Pit
1	53.029	96.8	1:26.078	104.5	31.076	78.9	2:50.183		5	52.377	97.7	2:19.235	108.1	31.509	76.3	3:43.121	P
2	52.137	98.3	1:23.219	106.5	30.222	79.9	2:45.578		6	52.514	98.1	1:23.161	105.7	33.714	68.1	2:49.389	
3	51.894	96.1	1:23.175	105.7	30.345	76.9	2:45.414		7	1:02.026	80.9	3:21.050	106.2	30.803	80.4	4:53.879	P
4	52.080	101.2	1:22.726	105.5	30.134	80.5	2:44.940		8	51.575	98.8	1:23.208	105.4	30.574	80.0	2:45.357	

104 James / Letts (B) — Austin Mini Cooper

lap	Sect-1	Speed	Sect-2	Speed	Sect-3	Speed	Laptime	Pit	lap	Sect-1	Speed	Sect-2	Speed	Sect-3	Speed	Laptime	Pit
1	53.144	96.4	1:26.205	106.2	31.568	78.9	2:50.917		6	52.912	95.5	1:24.536	104.5	32.069	79.7	2:49.517	
2	53.283	97.0	1:26.030	105.4	31.972	73.6	2:51.285		7	53.416	97.8	1:23.811	105.4	31.890	78.5	2:49.117	
3	53.832	98.0	2:25.600	104.0	31.175	81.7	3:50.607	P	8	53.624	93.9	1:24.241	105.2	31.281	80.2	2:49.146	
4	52.662	94.7	1:24.922	105.0	31.814	80.1	2:49.398		9	52.602	97.8	1:23.742	105.2	31.110	80.6	2:47.454	
5	52.239	100.5	1:27.198	104.2	30.652	78.3	2:50.089		10								

142 John Spiers (C) — Ford Cortina

lap	Sect-1	Speed	Sect-2	Speed	Sect-3	Speed	Laptime	Pit	lap	Sect-1	Speed	Sect-2	Speed	Sect-3	Speed	Laptime	Pit
1	49.376	109.1	1:17.154	116.9	28.438	86.7	2:34.968		4	49.072	109.3	1:17.938	114.9	28.480	85.7	2:35.490	
2	48.913	109.8	1:17.132	117.1	28.660	85.3	2:34.705		5	48.470	107.5	1:17.702	114.9	28.443	84.9	2:34.615	
3	48.570	110.4	1:17.298	116.7	29.083	83.8	2:34.951		6	50.033	89.5	1:24.493	103.4	29.828	85.9	2:44.354	

170 Marcus Jewell (C) — Ford Lotus Cortina

lap	Sect-1	Speed	Sect-2	Speed	Sect-3	Speed	Laptime	Pit	lap	Sect-1	Speed	Sect-2	Speed	Sect-3	Speed	Laptime	Pit
1	50.842	111.1	1:18.478	116.9	29.425	82.3	2:38.745		5	49.000	110.6	1:18.473	117.1	29.341	83.3	2:36.814	
2	49.277	112.6	1:18.615	118.6	29.190	83.6	2:37.082		6	49.279	110.4	1:18.379	117.9	29.173	84.1	2:36.831	
3	48.760	111.5	1:19.503	119.0	30.409	85.6	2:38.672		7	49.875	109.3	1:19.057	117.1	35.009	70.9	2:43.941	
4	48.956	111.1	1:18.397	118.4	29.417	85.3	2:36.770		8								

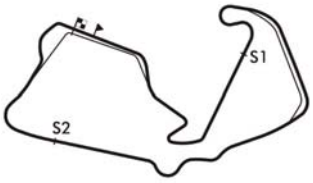

Session Start: 12:05:11 - Finish: 12:32:12
Weather/Track Conditions: Overcast / Dry
Circuit: Silverstone Historic Grand Prix
Track Length: 5.857 Km - 3.6394 miles
Printed: 20-07-2018 - 12:41

MST
Results: www.mstworld.com. Live Timing: https://livetiming.getraceresults.com/mst. Email: timing@mstworld.com

Silverstone Classic - 20 - 22 Jul 2018

Gallet Trophy For Under 2 Litre Touring Cars (U2TC)

Qualifying for Race 14 - Sector Analysis

177 **Hartogs / Nuthall (C)** — Alfa Romeo Giulia Sprint GTA

lap	Sect-1	Speed	Sect-2	Speed	Sect-3	Speed	Laptime	Pit
1	54.622	94.9	1:26.162	103.7	32.221	73.7	2:53.005	
2	54.117	94.8	1:27.057	102.9	33.048	74.7	2:54.222	
3	54.938	94.5	1:26.354	103.9	32.387	74.3	2:53.679	
4	55.127	93.7	1:25.861	102.6	32.802	73.6	2:53.790	
5	54.785	88.1	2:34.095	108.4	30.375	82.1	3:59.255	P
6	51.199	99.0	1:21.084	106.0	30.543	81.8	2:42.826	
7	50.767	98.3	1:21.431	105.2	30.338	81.4	2:42.536	
8	50.598	98.3	1:21.374	104.7	30.037	79.0	2:42.009	

888 **Daniel Wheeler (B)** — Austin Mini Cooper S

lap	Sect-1	Speed	Sect-2	Speed	Sect-3	Speed	Laptime	Pit
1	51.008	100.2	1:21.622	106.2	29.369	80.1	2:41.999	
2	50.845	99.7	1:22.003	106.2	30.090	78.5	2:42.938	
3	54.133	97.0	3:33.704	106.0	29.279	81.1	4:57.116	P
4	52.384	99.4	1:21.974	106.9	29.637	78.7	2:43.995	
5	52.690	98.8	4:03.024	107.5	45.602	77.1	5:41.316	P
6	54.753	100.3	2:44.840	105.7	45.492	73.9	4:25.085	P

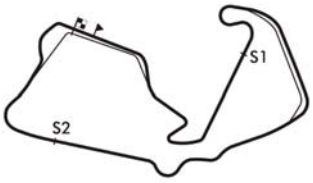

Session Start: 12:05:11 - Finish: 12:32:12
Weather/Track Conditions: Overcast / Dry
Circuit: Silverstone Historic Grand Prix
Track Length: 5.857 Km - 3.6394 miles
Printed: 20-07-2018 - 12:41

MST
Results: www.mstworld.com. Live Timing: https://livetiming.getraceresults.com/mst. Email: timing@mstworld.com

Silverstone Classic - 20 - 22 Jul 2018

Gallet Trophy For Under 2 Litre Touring Cars (U2TC)

Qualifying for Race 14 - Best Sector Times

	SECTOR 1			SECTOR 2			SECTOR 3		
	NO	TIME	LAP	NO	TIME	LAP	NO	TIME	LAP
1	13	46.760	3	13	1:15.544	3	89	27.829	1
2	89	47.172	2	89	1:15.954	4	13	27.898	2
3	97	47.618	6	97	1:16.499	5	10	28.274	2
4	2	47.810	7	2	1:16.520	7	97	28.316	4
5	79	47.911	9	79	1:16.734	9	2	28.364	5
6	98	47.923	6	142	1:17.132	2	20	28.426	6
7	91	48.074	3	91	1:17.381	4	142	28.438	1
8	24	48.110	2	10	1:17.461	2	98	28.606	5
9	10	48.282	2	24	1:17.636	7	1	28.869	5
10	142	48.470	5	98	1:17.651	2	24	28.931	2
11	66	48.494	5	170	1:18.379	6	79	29.054	9
12	170	48.760	3	66	1:19.086	4	11	29.067	2
13	81	48.889	6	20	1:19.137	7	27	29.081	2
14	20	49.199	7	46	1:19.312	3	46	29.107	4
15	15	49.601	9	81	1:19.348	7	15	29.129	5
16	46	49.754	5	11	1:19.412	8	80	29.130	5
17	17	49.768	3	15	1:19.432	9	170	29.173	6
18	27	49.844	5	17	1:19.520	1	888	29.279	3
19	80	49.983	6	1	1:19.755	3	91	29.293	6
20	11	50.007	4	27	1:19.873	4	17	29.316	3
21	1	50.017	4	80	1:20.197	6	44	29.365	1
22	4	50.234	6	44	1:20.993	1	81	29.430	1
23	44	50.323	2	177	1:21.084	6	66	29.596	2
24	177	50.598	8	4	1:21.273	4	4	29.817	3
25	57	50.682	2	48	1:21.303	4	74	29.919	1
26	48	50.842	4	57	1:21.359	5	177	30.037	8
27	888	50.845	2	888	1:21.622	1	48	30.064	3
28	74	51.190	3	74	1:22.470	2	99	30.134	4
29	99	51.575	8	99	1:22.726	4	57	30.494	5
30	45	52.018	9	45	1:23.120	6	104	30.652	5
31	104	52.239	5	104	1:23.742	9	45	32.545	5
32	5			5			5		
33	7			7			7		
34	18			18			18		
35	32			32			32		
36	33			33			33		
37	195			195			195		

IDEAL / BEST LAP COMPARISON

NO	NAME	BEST	IN	IDEAL	DIFF
13	Wolfe/Huff	2:30.618	3	2:30.202	+0.416
89	Banks/Banks	2:31.076	4	2:30.955	+0.121
7	Steve Soper	2:32.344	6		+
97	Mark Sumpter	2:32.593	6	2:32.433	+0.160
2	Dutton/Brown	2:33.355	5	2:32.694	+0.661
79	Martin/Haddon	2:33.699	9	2:33.699	+0.000
98	Pattle/Pattle	2:33.816	5	2:34.180	+-0.364
10	Perfetti/Rovelli	2:34.017	2	2:34.017	+0.000
142	John Spiers	2:34.615	5	2:34.040	+0.575
24	Myers/Hetherington	2:35.074	7	2:34.677	+0.397
91	Strommen/Berg	2:35.198	4	2:34.748	+0.450
170	Marcus Jewell	2:36.770	4	2:36.312	+0.458
66	Viggo Lund	2:37.382	2	2:37.176	+0.206
20	Endaf Owens	2:37.607	6	2:36.762	+0.845
33	Andrew Lawley	2:37.655	5		+
46	Curley/Sollis	2:38.550	4	2:38.173	+0.377
81	Alberto Vella	2:38.737	3	2:37.667	+1.070
11	Kane Astin	2:38.976	4	2:38.486	+0.490
1	Jonathan Lewis	2:39.077	3	2:38.641	+0.436
17	Ben Hatton	2:39.162	3	2:38.604	+0.558
15	Churchill/Baldwin	2:39.637	9	2:38.162	+1.475
27	Window/Davies	2:39.814	2	2:38.798	+1.016
80	Goff/Goff	2:39.991	5	2:39.310	+0.681
18	Brindle/Greeensall	2:40.003	4		+
44	Tom Bell	2:41.171	1	2:40.681	+0.490
888	Daniel Wheeler	2:41.999	1	2:41.746	+0.253
177	Hartogs/Nuthall	2:42.009	8	2:41.719	+0.290
4	Attard/Jackson	2:42.149	5	2:41.324	+0.825
48	James/Stretton	2:42.554	4	2:42.209	+0.345
57	Evans/Twyman	2:43.361	2	2:42.535	+0.826
74	Riley/Short	2:44.171	2	2:43.579	+0.592
99	Kevin O'Connor	2:44.940	4	2:44.435	+0.505
104	James/Letts	2:47.454	9	2:46.633	+0.821
45	Jonnie Kent	2:48.905	5	2:47.683	+1.222

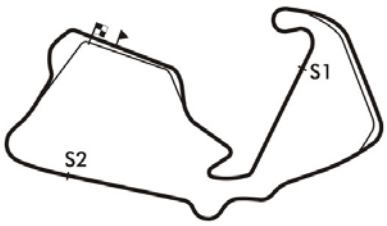

Session Start: 12:05:11 - Finish: 12:32:12
Weather/Track Conditions: Overcast / Dry
Circuit: Silverstone Historic Grand Prix
Track Length: 5.857 Km - 3.6394 miles

Printed: 20-07-2018 - 12:42

Silverstone Classic - 20 - 22 Jul 2018

Gallet Trophy For Under 2 Litre Touring Cars (U2TC)

Qualifying for Race 14 - Best Sector Speeds

	NO	SECTOR 1	MPH	NO	SECTOR 2	MPH	NO	SECTOR 3	MPH
1	2	Dutton/Brown	115.3	97	Mark Sumpter	122.0	98	Pattle/Pattle	90.0
2	91	Strommen/Berg	114.3	10	Perfetti/Rovelli	121.6	89	Banks/Banks	88.4
3	13	Wolfe/Huff	113.6	98	Pattle/Pattle	121.4	2	Dutton/Brown	88.0
4	97	Mark Sumpter	113.2	2	Dutton/Brown	121.1	10	Perfetti/Rovelli	87.6
5	98	Pattle/Pattle	113.0	79	Martin/Haddon	120.9	13	Wolfe/Huff	87.6
6	10	Perfetti/Rovelli	112.6	91	Strommen/Berg	119.8	97	Mark Sumpter	87.3
7	89	Banks/Banks	112.6	13	Wolfe/Huff	119.6	79	Martin/Haddon	87.2
8	170	Marcus Jewell	112.6	81	Alberto Vella	119.4	91	Strommen/Berg	87.0
9	24	Myers/Hetherington	112.2	89	Banks/Banks	119.2	142	John Spiers	86.7
10	79	Martin/Haddon	111.7	170	Marcus Jewell	119.0	24	Myers/Hetherington	85.7
11	81	Alberto Vella	110.9	24	Myers/Hetherington	118.8	170	Marcus Jewell	85.6
12	66	Viggo Lund	110.7	66	Viggo Lund	117.7	66	Viggo Lund	85.5
13	142	John Spiers	110.4	142	John Spiers	117.1	81	Alberto Vella	84.0
14	17	Ben Hatton	107.4	48	James/Stretton	114.7	27	Window/Davies	83.9
15	15	Churchill/Baldwin	106.2	17	Ben Hatton	113.2	15	Churchill/Baldwin	83.5
16	4	Attard/Jackson	105.0	27	Window/Davies	112.8	46	Curley/Sollis	83.4
17	46	Curley/Sollis	104.9	15	Churchill/Baldwin	112.6	11	Kane Astin	83.2
18	48	James/Stretton	104.9	11	Kane Astin	112.4	20	Endaf Owens	83.2
19	80	Goff/Goff	104.7	46	Curley/Sollis	112.4	17	Ben Hatton	83.1
20	11	Kane Astin	104.5	80	Goff/Goff	112.0	80	Goff/Goff	82.5
21	27	Window/Davies	104.5	20	Endaf Owens	111.7	44	Tom Bell	82.3
22	1	Jonathan Lewis	104.4	44	Tom Bell	110.0	57	Evans/Twyman	82.3
23	20	Endaf Owens	103.7	57	Evans/Twyman	109.8	4	Attard/Jackson	82.1
24	57	Evans/Twyman	103.6	45	Jonnie Kent	108.8	177	Hartogs/Nuthall	82.1
25	45	Jonnie Kent	102.5	74	Riley/Short	108.6	1	Jonathan Lewis	81.8
26	44	Tom Bell	102.3	1	Jonathan Lewis	108.4	104	James/Letts	81.7
27	74	Riley/Short	102.3	177	Hartogs/Nuthall	108.4	888	Daniel Wheeler	81.1
28	99	Kevin O'Connor	101.2	99	Kevin O'Connor	108.1	48	James/Stretton	81.0
29	104	James/Letts	100.5	4	Attard/Jackson	107.5	99	Kevin O'Connor	80.5
30	888	Daniel Wheeler	100.3	888	Daniel Wheeler	107.5	74	Riley/Short	80.4
31	177	Hartogs/Nuthall	99.0	104	James/Letts	106.2	45	Jonnie Kent	76.7
32	5	Monteverde/Pearson	0.0	5	Monteverde/Pearson	0.0	5	Monteverde/Pearson	0.0
33	7	Steve Soper	0.0	7	Steve Soper	0.0	7	Steve Soper	0.0
34	18	Brindle/Greeensall	0.0	18	Brindle/Greeensall	0.0	18	Brindle/Greeensall	0.0
35	32	Jake Hill	0.0	32	Jake Hill	0.0	32	Jake Hill	0.0
36	33	Andrew Lawley	0.0	33	Andrew Lawley	0.0	33	Andrew Lawley	0.0
37	195	Smail/Mann	0.0	195	Smail/Mann	0.0	195	Smail/Mann	0.0

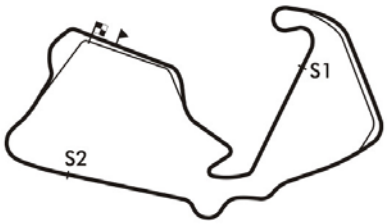

Session Start: 12:05:11 - Finish: 12:32:12
Weather/Track Conditions: Overcast / Dry
Circuit: Silverstone Historic Grand Prix
Track Length: 5.857 Km - 3.6394 miles
Printed: 20-07-2018 - 12:42

Silverstone Classic - 20 - 22 Jul 2018

Gallet Trophy For Under 2 Litre Touring Cars (U2TC)

Race 14 - Starting Grid

Sheet No:

Start Time : 10:50 - Heat Duration : 50 Minutes

ROW							
17	33	104	James / Letts	34	45	Jonnie Kent
16	31	74	Riley / Short	32	99	Kevin O'Connor
15	29	48	James / Stretton	30	57	Evans / Twyman
14	27	177	Hartogs / Nuthall	28	4	Attard / Jackson
13	25	44	Tom Bell	26	888	Daniel Wheeler
12	23	80	Goff / Goff	24	18	Brindle / Greeensall
11	21	15	Churchill / Baldwin	22	27	Window / Davies
10	19	1	Jonathan Lewis	20	17	Ben Hatton
9	17	81	Alberto Vella	18	11	Kane Astin
8	15	33	Andrew Lawley	16	46	Curley / Sollis
7	13	66	Viggo Lund	14	20	Endaf Owens
6	11	91	Strommen / Berg	12	170	Marcus Jewell
5	9	142	John Spiers	10	24	Myers / Hetherington
4	7	98	Pattle / Pattle	8	10	Perfetti / Rovelli
3	5	2	Dutton / Brown	6	79	Martin / Haddon
2	3	7	Steve Soper	4	97	Mark Sumpter
1	1	13	Wolfe / Huff	2	89	Banks / Banks

Pole Right

Circuit: Silverstone Historic Grand Prix
Track Length: 5.857 Km - 3.6394 miles

These results are provisional until the conclusion of any judicial and technical matters.

Clerk of the Course:	Timekeeper:	Issued at:
Julian Floyd	Nick Palmer	

Printed : 20-07-2018 - 12:37

Silverstone Classic - 20 - 22 Jul 2018

Gallet Trophy For Under 2 Litre Touring Cars (U2TC)

Race 14 - Classification

Sheet No:

POS	NO	DRIVER/S	CLASS	CLASS POS	CAR MAKE / MODEL	TIME	LAPS	GAP	DIFF	MPH	BEST	ON
1	13	Rob Huff-Andy Wolfe	C	1	Ford Lotus Cortina	52:21.587	20	-- 20 laps		83.41	2:31.358	10
2	89	Andrew Banks-Maxim Banks	C	2	Alfa Romeo Giulia Sprint	52:38.288	20	16.701	16.701	82.97	2:32.681	7
3	2	Neil Brown-Richard Dutton	C	3	Ford Lotus Cortina	53:17.375	20	55.788	39.087	81.95	2:33.344	12
4	10	Ambrogio Perfetti-Oscar Rovelli	C	4	Ford Lotus Cortina	53:20.821	20	59.234	3.446	81.86	2:33.820	2
5	24	Rob Myers-Benji Hetherington	C	5	Ford Lotus Cortina	53:21.021	20	59.434	0.200	81.86	2:33.034	19
6	142	John Spiers	C	6	Ford Cortina	53:27.080	20	1:05.493	6.059	81.70	2:34.667	18
7	81	Alberto Vella	C	7	Ford Lotus Cortina	54:02.980	20	1:41.393	35.900	80.80	2:36.359	16
8	20	Endaf Owens	B	1	Austin Mini Cooper S	54:17.510	20	1:55.923	14.530	80.44	2:37.336	6
9	91	Arne Berg-Martin Strommen	C	8	Ford Lotus Cortina	54:20.998	20	1:59.411	3.488	80.35	2:35.755	7
10	170	Marcus Jewell	C	9	Ford Lotus Cortina	54:21.637	20	2:00.050	0.639	80.34	2:37.704	6
11	18	Adam Brindle-Nigel Greeensall	C	10	Ford Lotus Cortina	54:35.948	20	2:14.361	14.311	79.98	2:35.443	15
12	11	Kane Astin	B	2	Austin Mini Cooper S	54:48.955	20	2:27.368	13.007	79.67	2:38.780	6
13	66	Viggo Lund	C	11	Ford Lotus Cortina	54:50.162	20	2:28.575	1.207	79.64	2:38.183	18
14	98	Thomas Pattle-Graham Pattle	C	12	Ford Lotus Cortina	52:56.233	19	-- 19 laps	44.981	78.37	2:34.143	2
15	48	Peter James-Amanda Stretton	D	1	BMW 1800 Ti	54:12.285	19	1:16.052	1:16.052	76.54	2:42.559	16
16	45	Jonnie Kent	B	3	Austin Mini Cooper S	54:13.764	19	1:17.531	1.479	76.50	2:43.875	18
17	99	Kevin O'Connor	B	4	Austin Mini Cooper S	54:23.673	19	1:27.440	9.909	76.27	2:45.373	14
18	104	Alan Letts-Peter James	B	5	Austin Mini Cooper	54:54.675	19	1:58.442	31.002	75.55	2:45.554	6
19	74	Ben Short-Nick Riley	B	6	Austin Mini Cooper S	52:36.211	18	-- 18 laps	30.922	74.71	2:42.988	7
20	177	Bernardo Hartogs-William Nuthall	C	13	Alfa Romeo Giulia Sprint	52:59.080	18	22.869	22.869	74.18	2:48.608	14
		---------- NOT CLASSIFIED ----------										
DNF	97	Mark Sumpter	C		Ford Lotus Cortina	50:09.976	19	-- 19 laps		82.70	2:33.531	19
DNF	15	Peter Baldwin-Graham Churchill	B		Austin Mini Cooper S	46:48.322	17	-- 17 laps	1:45.521	79.31	2:38.557	11
DNF	46	Ian Curley-Bill Sollis	B		Austin Mini Mk1 Cooper	43:52.092	16	-- 16 laps		79.64	2:37.205	8
DNF	17	Ben Hatton	B		Morris Mini Cooper S	38:48.806	14	-- 14 laps	19.899	78.76	2:38.615	12
DNF	79	Andrew Haddon-Mark Martin	C		Ford Lotus Cortina	35:22.071	13	-- 13 laps		80.26	2:33.136	8
DNF	888	Daniel Wheeler	B		Austin Mini Cooper S	28:15.426	10	-- 10 laps	2:38.184	77.27	2:40.379	4
DNF	33	Andrew Lawley	C		Alfa Romeo Giulia Sprint	28:27.740	10	12.314	12.314	76.71	2:38.841	4
DNF	27	Ashley Davies-Leon Oli Window	B		Austin Mini Cooper S	21:09.744	8	-- 8 laps --		82.54	2:37.160	7
DNF	7	Steve Soper	C		Ford Lotus Cortina	19:20.744	7	-- 7 laps --	48.910	79.01	2:33.568	5
DNF	44	Tom Bell	B		Austin Mini Cooper S	13:13.870	5	-- 5 laps --	22.776	82.52	2:36.611	3
DNF	57	Simon Evans-Joe Twyman	B		Austin Mini Cooper S	13:37.576	5	23.706	23.706	80.12	2:40.553	5
DNF	1	Jonathan Lewis	B		Morris Mini Cooper S	10:43.729	4	-- 4 laps --		81.41	2:38.125	4
DNF	4	Marco Attard-Mat Jackson	C		Ford Lotus Cortina	19:14.980	3	-- 3 laps --	11:09.37	34.03	2:52.269	3
DNF	80	Ian Goff-Max Goff	D		BMW 1800 TI							

---------- FASTEST LAP SUMMARY ----------

NO	DRIVER/S	CLASS	CAR MAKE / MODEL	FASTEST LAP	ON	MPH
13	Huff/Wolfe	C	Ford Lotus Cortina	2:31.358	10	86.56
44	Tom Bell	B	Austin Mini Cooper S	2:36.611	3	83.66
48	James/Stretton	D	BMW 1800 Ti	2:42.559	16	80.60

Session Start: 11:00:35 - Finish: 11:52:56
Weather/Track Conditions: Overcast / Dry
Circuit: Silverstone Historic Grand Prix
Track Length: 5.857 Km - 3.6394 miles

These results are provisional until the conclusion of any judicial and technical matters.

Clerk of the Course:	Timekeeper:	Issued at:
Julian Floyd	Nick Palmer	

Silverstone Classic - 20 - 22 Jul 2018

Gallet Trophy For Under 2 Litre Touring Cars (U2TC)

Race 14 - Sector Analysis

1 Jonathan Lewis (B) — Morris Mini Cooper S

lap	Sect-1	Speed	Sect-2	Speed	Sect-3	Speed	Laptime	Pit
1		99.3	1:21.435	109.5	30.123	81.0	2:46.447	
2	51.318	100.0	1:20.061	110.7	28.937	82.2	2:40.316	
3	50.147	101.7	1:19.757	111.3	28.937	82.6	2:38.841	
4	49.810	104.0	1:19.245	110.0	29.070	81.7	2:38.125	

2 Brown / Dutton (C) — Ford Lotus Cortina

lap	Sect-1	Speed	Sect-2	Speed	Sect-3	Speed	Laptime	Pit
1		111.7	1:18.619	121.4	28.815	87.0	2:38.124	
2	48.724	109.5	1:17.224	121.4	28.745	85.9	2:34.693	
3	48.310	111.5	1:16.775	122.2	28.895	84.9	2:33.980	
4	48.961	111.8	1:17.393	121.8	28.773	87.4	2:35.127	
5	48.672	112.4	1:18.516	119.8	28.960	85.9	2:36.148	
6	48.597	94.4	1:20.538	120.9	28.949	85.2	2:38.084	
7	49.368	109.3	1:17.328	120.9	29.929	76.1	2:36.625	
8	49.522	110.6	2:51.724	119.8	28.864	86.8	4:10.110	P
9	48.662	111.3	1:17.120	120.3	29.370	83.8	2:35.152	
10	48.775	111.5	1:16.853	120.5	28.661	85.3	2:34.289	
11	48.439	112.2	1:17.312	120.9	28.910	87.4	2:34.661	
12	47.877	111.8	1:16.814	121.8	28.653	85.7	2:33.344	
13	48.052	112.8	1:17.243	121.4	28.657	86.7	2:33.952	
14	47.934	114.5	1:18.189	123.8	29.015	87.6	2:35.138	
15	48.206	114.3	1:16.987	122.0	28.864	85.5	2:34.057	
16	48.424	112.8	1:17.714	119.8	28.570	85.7	2:34.708	
17	48.822	111.1	1:17.471	120.5	29.501	86.3	2:35.794	
18	48.508	111.7	1:16.950	120.5	28.790	85.1	2:34.248	
19	48.420	111.7	1:16.868	120.3	28.809	85.6	2:34.097	
20	48.729	111.5	1:17.612	120.9	28.703	84.9	2:35.044	

4 Attard / Jackson (C) — Ford Lotus Cortina

lap	Sect-1	Speed	Sect-2	Speed	Sect-3	Speed	Laptime	Pit
1		103.2	1:24.841	99.7	31.766	74.8	2:54.276	
2	54.643	89.4	12:02.073	108.6	31.719	78.6	13:28.435	P
3	52.216	96.7	1:27.400	80.6	32.653	77.1	2:52.269	
4								

7 Steve Soper (C) — Ford Lotus Cortina

lap	Sect-1	Speed	Sect-2	Speed	Sect-3	Speed	Laptime	Pit
1		110.4	1:16.974	119.8	28.438	86.3	2:34.008	
2	48.673	111.3	1:17.200	120.5	28.583	84.5	2:34.456	
3	48.939	111.7	1:17.640	122.0	28.634	85.6	2:35.213	
4	48.249	113.0	1:16.645	123.8	28.955	86.7	2:33.849	
5	47.964	113.2	1:16.517	123.1	29.087	87.0	2:33.568	
6	47.909	105.4	1:17.024	123.8	28.736	86.4	2:33.669	
7	48.149	111.7	2:38.994	121.4	28.838	85.2	3:55.981	P
8								

10 Perfetti / Rovelli (C) — Ford Lotus Cortina

lap	Sect-1	Speed	Sect-2	Speed	Sect-3	Speed	Laptime	Pit
1		111.1	1:17.443	122.0	28.943	84.7	2:36.635	
2	48.352	110.7	1:16.814	121.4	28.654	84.6	2:33.820	
3	48.450	110.2	1:17.916	123.1	28.964	86.3	2:35.330	
4	48.021	109.8	1:17.487	120.9	28.764	83.9	2:34.272	
5	48.446	109.1	1:17.669	120.1	28.777	86.7	2:34.892	
6	48.584	108.9	1:18.668	118.6	28.809	85.7	2:36.061	
7	49.130	108.8	1:19.236	116.1	29.068	84.9	2:37.434	
8	49.048	105.2	2:44.412	118.6	29.488	84.7	4:02.948	P
9	48.642	110.0	1:18.130	119.2	29.890	85.4	2:36.662	
10	48.543	108.8	1:17.941	119.6	29.425	85.5	2:35.909	
11	48.488	110.0	1:18.481	117.3	29.373	85.4	2:36.342	
12	48.625	108.6	1:18.242	119.6	29.040	85.6	2:35.907	
13	48.515	109.3	1:18.045	118.4	29.091	85.3	2:35.651	
14	48.554	110.7	1:17.871	120.1	29.043	85.7	2:35.468	
15	48.362	110.7	1:18.042	118.8	28.877	84.9	2:35.281	
16	48.600	109.5	1:19.229	118.1	28.715	85.7	2:36.544	
17	48.239	110.6	1:17.709	119.4	29.184	85.9	2:35.132	
18	48.658	110.7	1:17.697	119.0	28.871	85.1	2:35.226	
19	48.283	111.3	1:17.691	118.4	28.806	84.9	2:34.780	
20	48.684	110.0	1:18.689	118.4	29.154	84.0	2:36.527	

11 Kane Astin (B) — Austin Mini Cooper S

lap	Sect-1	Speed	Sect-2	Speed	Sect-3	Speed	Laptime	Pit
1		104.7	1:20.480	110.2	30.202	78.8	2:43.084	
2	50.728	102.0	1:19.615	110.4	29.600	80.7	2:39.943	
3	50.994	102.0	1:19.336	112.8	29.742	81.6	2:40.072	
4	50.248	102.5	1:20.491	110.2	29.006	82.5	2:39.745	
5	50.481	101.5	1:19.202	110.4	29.369	83.1	2:39.052	
6	50.367	101.4	1:19.350	110.2	29.063	80.3	2:38.780	
7	50.669	100.8	1:19.323	109.7	28.841	82.2	2:38.833	
8	50.201	100.5	1:19.659	108.4	29.295	82.0	2:39.155	
9	50.239	100.8	1:19.964	108.6	28.950	81.9	2:39.153	
10	50.386	100.8	2:51.499	107.9	29.271	82.4	4:11.156	P
11	50.120	102.0	1:19.803	109.1	29.029	82.0	2:38.952	
12	50.122	99.7	1:20.425	108.8	29.086	82.4	2:39.633	
13	50.089	99.9	1:19.890	108.8	29.121	81.6	2:39.100	
14	50.318	100.8	1:19.861	109.3	29.040	82.4	2:39.219	
15	50.028	100.6	1:19.985	108.8	28.788	81.9	2:38.801	
16	50.153	100.9	1:20.106	109.1	28.969	82.7	2:39.228	
17	50.487	100.6	1:20.589	107.7	30.540	80.4	2:41.616	
18	50.903	101.7	1:20.032	109.8	29.208	81.2	2:40.143	
19	50.698	100.8	1:20.514	109.1	29.236	82.0	2:40.448	
20	51.436	100.6	1:20.796	105.7	30.610	78.2	2:42.842	

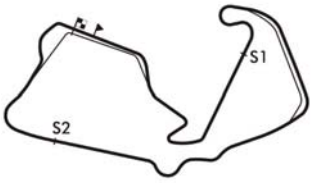

Session Start: 11:00:35 - Finish: 11:52:56
Weather/Track Conditions: Overcast / Dry
Circuit: Silverstone Historic Grand Prix
Track Length: 5.857 Km - 3.6394 miles
Printed: 22-07-2018 - 12:00

MST
Results: www.mstworld.com. Live Timing: https://livetiming.getraceresults.com/mst. Email: timing@mstworld.com

Silverstone Classic - 20 - 22 Jul 2018

Gallet Trophy For Under 2 Litre Touring Cars (U2TC)

Race 14 - Sector Analysis

13 Huff / Wolfe (C) — Ford Lotus Cortina

lap	Sect-1	Speed	Sect-2	Speed	Sect-3	Speed	Laptime	Pit	lap	Sect-1	Speed	Sect-2	Speed	Sect-3	Speed	Laptime	Pit
1		110.2	1:16.233	118.8	28.465	87.0	2:32.167		11	47.615	110.2	2:36.883	120.1	28.815	85.7	3:53.313	P
2	47.587	109.3	1:16.108	119.4	28.308	85.9	2:32.003		12	48.131	112.6	1:17.505	120.3	28.988	82.8	2:34.624	
3	47.635	110.4	1:16.086	119.6	28.243	85.5	2:31.964		13	48.189	109.8	1:17.103	120.5	28.941	86.0	2:34.233	
4	47.565	109.8	1:15.938	120.3	28.334	86.1	2:31.837		14	48.121	110.0	1:17.390	120.5	28.846	86.4	2:34.357	
5	47.486	111.3	1:16.190	119.8	28.241	86.5	2:31.917		15	48.191	112.0	1:17.549	120.1	28.676	86.4	2:34.416	
6	47.552	110.6	1:16.792	120.5	28.119	85.3	2:32.463		16	47.914	109.7	1:16.856	120.7	28.600	85.9	2:33.370	
7	47.634	109.3	1:16.282	120.7	28.125	86.9	2:32.041		17	48.245	110.2	1:16.948	121.1	28.803	84.7	2:33.996	
8	47.699	110.0	1:15.974	119.6	28.170	86.4	2:31.843		18	48.292	111.7	1:17.116	120.3	28.783	86.7	2:34.191	
9	47.735	111.8	1:16.241	122.0	28.407	86.3	2:32.383		19	47.955	111.3	1:17.282	121.1	29.089	85.9	2:34.326	
10	47.452	110.6	1:15.756	120.3	28.150	85.4	2:31.358		20	48.173	110.0	1:17.690	120.7	28.922	85.5	2:34.785	

15 Baldwin / Churchill (B) — Austin Mini Cooper S

lap	Sect-1	Speed	Sect-2	Speed	Sect-3	Speed	Laptime	Pit	lap	Sect-1	Speed	Sect-2	Speed	Sect-3	Speed	Laptime	Pit
1		105.0	1:21.195	112.2	29.859	81.3	2:46.024		10	50.188	102.8	1:20.122	110.4	29.317	83.3	2:39.627	
2	50.238	104.4	1:20.410	112.6	29.348	82.1	2:39.996		11	49.883	104.7	1:19.566	113.6	29.108	83.4	2:38.557	
3	50.248	103.4	1:19.751	113.4	29.271	82.4	2:39.270		12	49.552	104.9	1:20.136	114.1	29.762	83.6	2:39.450	
4	49.847	104.2	1:20.476	111.8	29.457	82.8	2:39.780		13	50.546	103.6	1:19.667	111.7	29.799	83.2	2:40.012	
5	50.011	105.5	1:20.858	113.9	29.546	83.1	2:40.415		14	49.583	104.4	1:19.656	113.7	29.460	83.7	2:38.699	
6	50.305	102.5	1:20.275	111.7	29.611	80.9	2:40.191		15	49.807	104.0	1:19.575	113.9	29.408	80.8	2:38.790	
7	50.856	104.2	1:19.934	114.5	29.569	81.5	2:40.359		16	49.804	104.5	1:20.010	113.7	29.256	83.7	2:39.070	
8	50.149	105.2	2:43.588	110.6	30.562	82.8	4:04.299	P	17	49.605	104.9	1:20.421	113.4	33.362	45.8	2:43.388	
9	50.289	102.5	1:20.539	110.4	29.567	83.0	2:40.395		18								

17 Ben Hatton (B) — Morris Mini Cooper S

lap	Sect-1	Speed	Sect-2	Speed	Sect-3	Speed	Laptime	Pit	lap	Sect-1	Speed	Sect-2	Speed	Sect-3	Speed	Laptime	Pit
1		101.8	1:21.744	113.2	30.325	74.7	2:47.051		8	50.514	101.5	1:19.506	108.9	29.378	80.9	2:39.398	
2	50.953	101.5	1:19.922	115.5	29.519	80.5	2:40.394		9	50.208	101.4	2:47.022	112.2	29.401	79.7	4:06.631	P
3	50.075	105.2	1:19.540	115.1	29.308	81.7	2:38.923		10	49.670	105.7	1:20.333	113.2	29.881	82.8	2:39.884	
4	49.787	105.2	1:19.562	112.2	29.723	82.7	2:39.072		11	49.814	104.2	1:19.599	113.6	29.376	81.5	2:38.789	
5	49.752	105.2	1:20.623	110.7	30.190	78.8	2:40.565		12	49.818	102.9	1:19.466	113.6	29.331	81.8	2:38.615	
6	50.647	99.1	1:19.493	112.6	29.944	82.2	2:40.084		13	50.367	102.8	1:19.574	113.2	30.107	82.5	2:40.048	
7	50.359	102.9	1:19.546	111.1	29.382	79.9	2:39.287		14	50.728	102.9	1:19.820	111.5	29.517	81.6	2:40.065	

18 Brindle / Greeensall (C) — Ford Lotus Cortina

lap	Sect-1	Speed	Sect-2	Speed	Sect-3	Speed	Laptime	Pit	lap	Sect-1	Speed	Sect-2	Speed	Sect-3	Speed	Laptime	Pit
1							2:48.704		11							2:36.179	
2							2:40.787		12							2:35.977	
3							2:39.561		13							2:35.897	
4							2:38.441		14							2:35.623	
5							2:38.827		15							2:35.443	
6							2:41.305		16							2:36.379	
7							2:40.078		17							2:35.860	
8							2:39.744		18							2:36.661	
9			In		In		2:39.109	P	19							2:35.824	
10							4:28.071		20							2:37.478	

20 Endaf Owens (B) — Austin Mini Cooper S

lap	Sect-1	Speed	Sect-2	Speed	Sect-3	Speed	Laptime	Pit	lap	Sect-1	Speed	Sect-2	Speed	Sect-3	Speed	Laptime	Pit
1		100.5	1:20.477	109.5	29.057	81.6	2:41.124		11	49.645	101.7	1:19.221	109.5	28.591	82.6	2:37.457	
2	49.746	101.8	1:19.632	110.0	29.911	82.2	2:39.289		12	49.886	100.9	1:19.598	108.9	28.755	82.5	2:38.239	
3	50.202	103.2	1:19.619	112.0	28.830	81.4	2:38.651		13	49.903	100.6	1:19.704	108.6	28.836	82.7	2:38.443	
4	49.676	103.1	1:19.874	109.7	29.039	82.5	2:38.589		14	50.101	100.8	1:19.899	108.1	28.809	82.8	2:38.809	
5	49.456	103.2	1:19.076	112.6	28.919	83.4	2:37.451		15	49.785	100.6	1:19.951	108.1	28.815	82.6	2:38.551	
6	49.470	103.9	1:19.153	112.4	28.713	81.8	2:37.336		16	49.946	100.6	1:19.988	108.9	28.970	83.0	2:38.904	
7	49.437	103.6	1:19.716	109.5	28.683	82.5	2:37.836		17	50.755	100.5	1:20.123	108.4	29.128	82.6	2:40.006	
8	49.814	100.6	1:19.260	110.6	28.891	82.7	2:37.965		18	50.267	100.6	1:20.328	108.6	29.389	81.4	2:39.984	
9	49.554	104.4	2:41.522	109.5	29.027	79.2	4:00.103	P	19	50.162	101.2	1:20.381	109.8	29.231	81.9	2:39.774	
10	50.519	101.4	1:19.599	108.4	28.650	82.7	2:38.768		20	50.511	100.5	1:20.630	108.4	29.090	82.1	2:40.231	

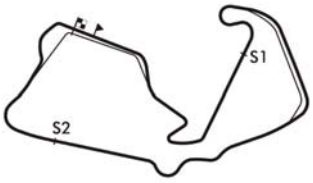

Session Start: 11:00:35 - Finish: 11:52:56
Weather/Track Conditions: Overcast / Dry
Circuit: Silverstone Historic Grand Prix
Track Length: 5.857 Km - 3.6394 miles
Printed: 22-07-2018 - 12:00

MST
Results: www.mstworld.com. Live Timing: https://livetiming.getraceresults.com/mst. Email: timing@mstworld.com

Silverstone Classic - 20 - 22 Jul 2018

Gallet Trophy For Under 2 Litre Touring Cars (U2TC)

Race 14 - Sector Analysis

24 Myers / Hetherington (C) — Ford Lotus Cortina

lap	Sect-1	Speed	Sect-2	Speed	Sect-3	Speed	Laptime	Pit
1		110.2	1:18.526	120.1	29.945	81.1	2:40.537	
2	49.074	109.5	1:20.346	118.8	29.746	80.4	2:39.166	
3	49.926	109.7	1:18.699	118.8	29.355	84.4	2:37.980	
4	49.048	109.3	1:18.745	118.4	29.319	85.3	2:37.112	
5	48.977	109.5	1:18.384	117.9	29.443	84.8	2:36.804	
6	48.842	110.0	1:18.682	119.0	29.331	85.8	2:36.855	
7	48.934	109.8	1:18.505	119.2	28.974	85.9	2:36.413	
8	49.136	109.7	1:20.137	118.6	29.218	85.1	2:38.491	
9	49.207	110.6	2:47.638	119.8	28.798	85.4	4:05.643	P
10	49.341	109.1	1:17.037	119.2	28.833	83.8	2:35.211	
11	48.295	110.4	1:17.080	119.0	28.580	86.1	2:33.955	
12	48.123	109.5	1:17.254	119.0	28.581	83.4	2:33.958	
13	48.076	109.5	1:16.955	118.6	28.482	85.3	2:33.513	
14	48.594	109.5	1:16.995	119.0	28.662	86.3	2:34.251	
15	48.144	110.0	1:16.895	120.1	28.520	86.3	2:33.559	
16	48.051	110.6	1:16.898	119.2	28.380	86.1	2:33.329	
17	47.972	110.7	1:16.520	120.5	28.988	84.4	2:33.480	
18	47.994	110.4	1:16.819	119.4	28.393	83.9	2:33.206	
19	47.954	111.3	1:16.671	120.1	28.409	86.6	2:33.034	
20	47.541	110.9	1:17.601	120.5	29.382	82.6	2:34.524	

27 Davies / Window (B) — Austin Mini Cooper S

lap	Sect-1	Speed	Sect-2	Speed	Sect-3	Speed	Laptime	Pit
1		102.3	1:19.716	111.3	29.341	82.1	2:43.906	
2	50.414	103.1	1:19.912	112.2	29.691	80.9	2:40.017	
3	50.026	102.8	1:19.045	110.9	28.690	81.7	2:37.761	
4	49.716	102.0	1:19.645	109.8	28.800	82.7	2:38.161	
5	49.726	102.0	1:18.890	110.9	28.736	82.8	2:37.352	
6	49.798	101.7	1:19.095	111.1	28.584	83.0	2:37.477	
7	49.468	101.8	1:19.074	111.7	28.618	82.3	2:37.160	
8	49.679	101.8	1:19.322	110.2	28.909	81.6	2:37.910	

33 Andrew Lawley (C) — Alfa Romeo Giulia Sprint GTA

lap	Sect-1	Speed	Sect-2	Speed	Sect-3	Speed	Laptime	Pit
1							2:49.393	
2							2:40.576	
3							2:39.470	
4							2:38.841	
5							2:39.225	
6							2:40.526	
7							2:39.921	
8			In		In		4:17.793	P
9							2:42.503	
10							2:39.492	

44 Tom Bell (B) — Austin Mini Cooper S

lap	Sect-1	Speed	Sect-2	Speed	Sect-3	Speed	Laptime	Pit
1		107.2	1:19.541	116.7	29.323	81.0	2:44.194	
2	49.872	108.1	1:18.657	117.7	29.149	83.1	2:37.678	
3	48.990	108.1	1:18.829	115.5	28.792	82.5	2:36.611	
4	49.300	105.4	1:18.454	115.3	29.057	83.5	2:36.811	
5	49.379	105.4	1:19.551	114.3	29.646	81.2	2:38.576	
6								

45 Jonnie Kent (B) — Austin Mini Cooper S

lap	Sect-1	Speed	Sect-2	Speed	Sect-3	Speed	Laptime	Pit
1		92.6	1:24.800	111.8	32.508	73.6	2:59.562	
2	52.005	101.1	1:23.418	109.1	31.837	75.0	2:47.260	
3	51.521	100.8	1:21.995	110.6	32.116	75.5	2:45.632	
4	51.716	101.7	1:23.650	106.2	31.459	75.9	2:46.825	
5	51.576	98.8	1:23.616	108.9	30.981	76.3	2:46.173	
6	52.203	100.3	1:23.050	111.3	31.601	76.7	2:46.854	
7	52.718	99.9	1:22.307	110.0	31.356	79.0	2:46.381	
8	51.919	99.9	2:51.177	107.4	31.258	77.9	4:14.354	P
9	52.912	96.6	1:22.004	106.9	31.224	77.0	2:46.140	
10	52.065	98.7	1:22.514	108.4	31.217	75.7	2:45.796	
11	51.818	92.7	1:22.267	108.9	31.105	71.8	2:45.190	
12	51.909	100.2	1:22.178	107.9	31.592	72.0	2:45.679	
13	52.226	98.3	1:22.496	107.2	32.016	73.9	2:46.738	
14	52.042	98.5	1:22.081	110.2	30.699	76.1	2:44.822	
15	52.147	99.6	1:22.042	109.1	31.016	79.4	2:45.205	
16	51.561	99.4	1:22.726	107.0	31.584	76.4	2:45.871	
17	52.108	98.3	1:23.134	108.2	31.055	77.3	2:46.297	
18	51.598	100.8	1:21.494	109.8	30.783	79.0	2:43.875	
19	51.326	100.3	1:22.796	110.4	30.988	77.9	2:45.110	
20								

46 Curley / Sollis (B) — Austin Mini Mk1 Cooper S

lap	Sect-1	Speed	Sect-2	Speed	Sect-3	Speed	Laptime	Pit
1		106.4	1:20.392	112.8	29.827	80.3	2:42.795	
2	50.172	102.9	1:19.514	112.6	29.698	80.8	2:39.384	
3	49.442	105.2	1:18.630	114.3	29.273	81.8	2:37.345	
4	49.723	104.9	1:19.334	113.0	28.727	81.9	2:37.784	
5	49.692	104.7	1:18.928	112.2	28.844	82.2	2:37.464	
6	49.436	102.8	1:19.167	111.8	28.952	82.3	2:37.555	
7	49.653	101.8	1:19.752	110.0	29.001	81.5	2:38.406	
8	49.333	103.2	1:19.102	109.3	28.770	81.8	2:37.205	
9	49.678	101.4	1:19.351	110.0	29.320	81.5	2:38.349	
10	49.913	100.8	2:44.448	109.1	30.611	80.5	4:04.972	P
11	50.767	102.5	1:20.259	111.8	29.191	82.0	2:40.217	
12	50.111	101.7	1:19.464	112.0	28.975	82.2	2:38.550	
13	50.044	103.9	1:19.495	112.0	29.514	80.4	2:39.053	
14	50.383	102.3	1:19.986	112.2	29.459	81.5	2:39.828	
15	51.436	101.7	1:20.945	110.0	28.948	82.2	2:41.329	
16	50.259	100.9	1:20.030	110.6	31.567	65.0	2:41.856	

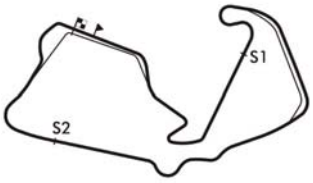

Session Start: 11:00:35 - Finish: 11:52:56
Weather/Track Conditions: Overcast / Dry
Circuit: Silverstone Historic Grand Prix
Track Length: 5.857 Km - 3.6394 miles
Printed: 22-07-2018 - 12:00

MST
Results: www.mstworld.com. Live Timing: https://livetiming.getraceresults.com/mst. Email: timing@mstworld.com

Silverstone Classic - 20 - 22 Jul 2018

Gallet Trophy For Under 2 Litre Touring Cars (U2TC)

Race 14 - Sector Analysis

48 James/Stretton (D) — BMW 1800 Ti

lap	Sect-1	Speed	Sect-2	Speed	Sect-3	Speed	Laptime	Pit	lap	Sect-1	Speed	Sect-2	Speed	Sect-3	Speed	Laptime	Pit
1		100.6	1:26.241	113.7	33.013	77.3	2:58.706		11	51.344	103.1	1:21.908	115.3	30.729	79.0	2:43.981	
2	51.929	103.9	1:24.970	114.5	31.891	70.7	2:48.790		12	51.241	104.9	1:21.567	113.7	30.749	81.3	2:43.557	
3	51.832	103.9	1:22.569	114.7	31.685	78.4	2:46.086		13	51.066	104.2	1:22.719	114.5	30.475	81.6	2:44.260	
4	51.449	103.7	1:23.069	107.5	32.272	80.4	2:46.790		14	52.753	103.6	1:22.030	114.9	29.883	76.3	2:44.666	
5	51.071	101.7	1:23.532	116.5	31.392	79.5	2:45.995		15	52.057	106.0	1:21.889	114.9	30.462	81.0	2:44.408	
6	51.419	107.0	1:22.150	115.3	31.929	77.8	2:45.498		16	50.822	104.9	1:21.349	114.7	30.388	80.3	2:42.559	
7	52.095	103.9	1:22.515	113.2	31.431	79.8	2:46.041		17	50.630	106.7	1:21.711	114.5	30.600	80.7	2:42.941	
8	51.410	100.3	3:04.208	113.9	31.750	78.3	4:27.368	P	18	52.092	103.4	1:21.836	115.1	30.483	81.8	2:44.411	
9	52.669	98.3	1:21.941	115.7	31.412	75.8	2:46.022		19	51.157	103.6	1:23.356	115.5	30.505	75.7	2:45.018	
10	51.731	103.6	1:22.533	114.3	30.924	76.3	2:45.188		20								

57 Evans/Twyman (B) — Austin Mini Cooper S

lap	Sect-1	Speed	Sect-2	Speed	Sect-3	Speed	Laptime	Pit	lap	Sect-1	Speed	Sect-2	Speed	Sect-3	Speed	Laptime	Pit
1		102.8	1:23.568	110.2	30.454	81.2	2:52.215		4	50.632	99.9	1:20.722	107.4	29.893	82.7	2:41.247	
2	50.674	101.1	1:20.771	111.5	30.075	79.9	2:41.520		5	50.664	100.3	1:20.197	109.1	29.692	83.0	2:40.553	
3	50.928	101.1	1:20.698	110.0	30.415	81.3	2:42.041		6								

66 Viggo Lund (C) — Ford Lotus Cortina

lap	Sect-1	Speed	Sect-2	Speed	Sect-3	Speed	Laptime	Pit	lap	Sect-1	Speed	Sect-2	Speed	Sect-3	Speed	Laptime	Pit
1		100.8	1:22.111	117.3	31.142	79.1	2:47.958		11	49.923	108.1	2:49.407	117.5	30.541	83.6	4:09.871	P
2	49.964	104.0	1:20.275	110.2	30.545	81.9	2:40.784		12	50.347	107.7	1:20.315	118.4	30.225	82.3	2:40.887	
3	49.564	106.0	1:19.346	116.1	30.237	84.4	2:39.147		13	49.465	108.1	1:19.487	117.9	30.246	83.8	2:39.198	
4	49.209	104.9	1:19.423	117.5	29.741	85.2	2:38.373		14	49.562	107.9	1:19.982	118.1	29.952	84.3	2:39.496	
5	49.488	108.2	1:20.163	119.2	31.276	84.6	2:40.927		15	49.874	106.2	1:20.176	119.8	29.930	84.1	2:39.980	
6	50.297	107.0	1:19.778	120.7	29.922	84.4	2:39.997		16	49.288	108.9	1:19.441	118.8	29.596	85.2	2:38.325	
7	50.607	107.0	1:19.447	120.5	30.025	84.4	2:40.079		17	49.915	107.7	1:19.696	119.2	29.685	84.1	2:39.296	
8	49.246	103.7	1:20.230	117.5	29.971	83.8	2:39.447		18	49.039	109.7	1:19.564	119.2	29.580	83.7	2:38.183	
9	49.340	109.5	1:19.649	119.4	30.204	82.4	2:39.193		19	49.867	109.1	1:19.698	118.6	29.755	83.6	2:39.320	
10	50.678	107.7	1:19.837	118.6	30.276	84.4	2:40.791		20	49.453	108.6	1:19.640	118.4	29.817	83.8	2:38.910	

74 Short/Riley (B) — Austin Mini Cooper S

lap	Sect-1	Speed	Sect-2	Speed	Sect-3	Speed	Laptime	Pit	lap	Sect-1	Speed	Sect-2	Speed	Sect-3	Speed	Laptime	Pit
1		102.5	1:25.284	108.2	30.755	79.3	2:56.557		10	51.532	98.4	1:21.929	106.4	29.951	79.2	2:43.412	
2	52.049	99.7	1:23.311	108.2	30.212	79.5	2:45.572		11	51.470	99.7	2:52.668	106.0	32.387	74.5	4:16.525	P
3	52.096	99.0	1:22.476	107.9	30.072	78.6	2:44.644		12	54.086	96.8	1:24.897	107.0	31.304	73.3	2:50.287	
4	52.045	97.5	1:21.834	107.0	30.103	79.4	2:43.982		13	53.532	98.5	1:24.020	107.4	31.201	76.1	2:48.753	
5	51.711	98.3	1:21.758	107.4	30.072	79.9	2:43.541		14	53.573	97.4	2:25.795	102.1	30.649	75.9	3:50.017	
6	51.812	98.4	1:22.245	107.5	30.146	78.7	2:44.203		15	53.443	96.1	1:30.384	102.9	31.126	78.3	2:54.953	
7	51.636	98.5	1:21.395	107.9	29.957	78.4	2:42.988		16	53.852	97.0	1:24.132	105.8	30.636	78.1	2:48.620	
8	51.303	99.0	1:21.856	107.2	29.833	79.9	2:42.992		17	53.274	98.0	1:23.718	106.5	30.789	78.5	2:47.781	
9	51.778	98.4	1:21.494	107.4	30.753	77.5	2:44.025		18	52.864	98.5	1:24.132	106.4	30.363	76.3	2:47.359	

79 Haddon/Martin (C) — Ford Lotus Cortina

lap	Sect-1	Speed	Sect-2	Speed	Sect-3	Speed	Laptime	Pit	lap	Sect-1	Speed	Sect-2	Speed	Sect-3	Speed	Laptime	Pit
1		111.7	1:17.295	120.3	28.951	86.1	2:36.168		8	48.044	110.6	1:16.746	120.3	28.346	85.7	2:33.136	
2	48.065	112.6	1:16.240	121.8	28.896	87.7	2:33.201		9	48.028	110.2	1:16.527	120.7	28.840	81.3	2:33.395	
3	48.222	111.7	1:16.938	120.9	28.834	84.3	2:33.994		10	48.296	111.7	1:16.695	121.1	28.330	86.5	2:33.321	
4	48.139	110.9	1:16.705	121.6	28.951	87.0	2:33.795		11	47.778	109.1	1:16.687	121.1	28.989	87.3	2:33.454	
5	48.035	111.1	1:16.735	121.6	28.804	87.0	2:33.574		12	47.793	110.6	2:53.534	119.0	29.825	83.9	4:11.152	P
6	48.012	111.8	1:16.938	122.0	28.514	87.4	2:33.464		13	50.308	99.1	1:32.360	86.4	37.555	66.4	3:00.223	
7	48.111	109.1	1:16.588	121.4	28.495	87.5	2:33.194		14								

80 Goff/Goff (D) — BMW 1800 TI

lap	Sect-1	Speed	Sect-2	Speed	Sect-3	Speed	Laptime	Pit	lap	Sect-1	Speed	Sect-2	Speed	Sect-3	Speed	Laptime	Pit

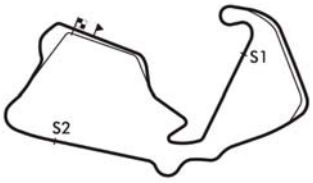

Session Start: 11:00:35 - Finish: 11:52:56
Weather/Track Conditions: Overcast / Dry
Circuit: Silverstone Historic Grand Prix
Track Length: 5.857 Km - 3.6394 miles
Printed: 22-07-2018 - 12:00

MST
Results: www.mstworld.com. Live Timing: https://livetiming.getraceresults.com/mst. Email: timing@mstworld.com

Silverstone Classic - 20 - 22 Jul 2018

Gallet Trophy For Under 2 Litre Touring Cars (U2TC)

Race 14 - Sector Analysis

81 Alberto Vella (C) — Ford Lotus Cortina

lap	Sect-1	Speed	Sect-2	Speed	Sect-3	Speed	Laptime	Pit	lap	Sect-1	Speed	Sect-2	Speed	Sect-3	Speed	Laptime	Pit
1		109.1	1:20.395	120.1	30.279	84.2	2:46.519		11	49.456	110.0	1:18.982	118.1	29.569	83.1	2:38.007	
2	49.548	110.7	1:18.127	122.5	30.382	78.8	2:38.057		12	49.239	108.2	1:18.968	118.1	29.472	82.3	2:37.679	
3	49.622	108.4	1:19.562	120.7	30.554	82.5	2:39.738		13	49.084	108.1	1:18.544	116.9	29.360	83.3	2:36.988	
4	49.071	111.8	1:18.425	119.6	29.654	82.8	2:37.150		14	49.046	108.4	1:18.715	116.1	29.348	83.4	2:37.109	
5	48.967	110.7	1:19.496	119.4	29.409	84.1	2:37.872		15	49.645	108.4	1:18.961	117.5	29.289	84.8	2:37.895	
6	49.262	109.7	1:18.614	119.4	29.440	84.8	2:37.316		16	48.899	111.3	1:18.137	117.7	29.323	84.1	2:36.359	
7	49.034	110.2	1:18.301	120.1	29.311	83.3	2:36.646		17	48.784	109.1	1:18.851	119.0	29.375	84.6	2:37.010	
8	49.061	110.0	2:37.311	116.5	29.535	83.4	3:55.907	P	18	49.148	109.5	1:18.795	119.8	29.992	83.5	2:37.935	
9	49.460	108.8	1:18.541	117.3	29.488	82.4	2:37.489		19	50.014	108.4	1:19.454	117.1	29.745	84.0	2:39.213	
10	48.896	107.9	1:18.389	116.5	30.216	79.6	2:37.501		20	49.792	107.4	1:20.876	116.3	29.922	83.2	2:40.590	

89 Banks/Banks (C) — Alfa Romeo Giulia Sprint GTA

lap	Sect-1	Speed	Sect-2	Speed	Sect-3	Speed	Laptime	Pit	lap	Sect-1	Speed	Sect-2	Speed	Sect-3	Speed	Laptime	Pit
1		108.8	1:17.318	117.9	28.387	86.1	2:34.678		11	47.685	109.3	2:38.524	117.9	28.598	85.5	3:54.807	P
2	48.108	107.9	1:17.297	120.9	29.004	85.6	2:34.409		12	47.954	109.7	1:17.063	118.8	28.342	85.1	2:33.359	
3	48.178	108.9	1:16.949	117.7	28.386	84.5	2:33.513		13	48.084	108.2	1:17.029	118.4	28.954	80.5	2:34.067	
4	48.013	107.7	1:17.182	117.1	28.543	84.8	2:33.738		14	48.158	108.1	1:17.227	117.1	28.616	84.2	2:34.001	
5	47.948	107.5	1:17.157	116.7	28.431	84.5	2:33.536		15	47.767	108.1	1:19.319	116.1	28.750	83.9	2:35.836	
6	48.132	108.1	1:16.993	117.7	28.253	86.1	2:33.378		16	48.494	107.0	1:17.402	116.1	28.466	83.3	2:34.362	
7	47.812	108.2	1:16.713	118.1	28.156	85.7	2:32.681		17	48.177	107.5	1:16.957	116.9	28.471	84.4	2:33.605	
8	48.217	108.1	1:16.830	117.3	28.396	85.1	2:33.443		18	48.210	107.4	1:17.250	116.1	28.595	84.1	2:34.055	
9	47.745	108.9	1:16.474	118.4	29.028	77.7	2:33.247		19	48.122	107.7	1:17.379	116.5	28.537	83.2	2:34.038	
10	48.366	108.8	1:16.580	117.9	28.427	86.0	2:33.373		20	48.204	107.4	1:17.298	116.5	28.660	82.7	2:34.162	

91 Berg/Strommen (C) — Ford Lotus Cortina

lap	Sect-1	Speed	Sect-2	Speed	Sect-3	Speed	Laptime	Pit	lap	Sect-1	Speed	Sect-2	Speed	Sect-3	Speed	Laptime	Pit
1		105.0	1:19.395	119.4	29.852	82.7	2:42.566		11	50.612	109.8	1:19.253	120.9	30.159	85.6	2:40.024	
2	49.280	110.6	1:18.510	120.1	29.818	82.4	2:37.608		12	49.285	109.8	1:19.030	120.9	29.999	83.1	2:38.314	
3	50.169	110.4	1:18.443	120.3	29.442	84.3	2:38.054		13	49.705	106.4	1:19.276	120.3	30.488	80.3	2:39.469	
4	50.305	109.3	1:18.959	120.9	29.305	83.9	2:38.569		14	49.469	110.2	1:19.654	120.3	30.560	85.7	2:39.683	
5	49.086	111.3	1:18.080	120.5	29.461	84.8	2:36.627		15	50.230	110.9	1:18.516	120.9	30.283	85.1	2:39.029	
6	48.980	110.7	1:18.250	120.7	29.140	86.7	2:36.370		16	49.255	111.8	1:19.446	120.1	30.104	84.3	2:38.805	
7	48.775	110.7	1:17.885	120.9	29.095	85.9	2:35.755		17	49.349	109.5	1:19.057	121.4	30.391	86.6	2:38.797	
8	48.824	111.3	1:18.588	119.4	29.231	86.0	2:36.643		18	49.023	110.2	1:19.759	119.8	29.964	85.6	2:38.746	
9	48.940	110.2	1:18.646	119.2	29.383	85.9	2:36.969		19	49.335	110.0	1:19.496	120.3	29.589	85.3	2:38.420	
10	49.473	107.5	2:51.673	117.9	30.781	81.5	4:11.927	P	20	49.130	109.3	1:19.549	120.7	29.944	85.7	2:38.623	

97 Mark Sumpter (C) — Ford Lotus Cortina

lap	Sect-1	Speed	Sect-2	Speed	Sect-3	Speed	Laptime	Pit	lap	Sect-1	Speed	Sect-2	Speed	Sect-3	Speed	Laptime	Pit
1		110.7	1:17.469	120.9	28.648	85.6	2:35.729		11	48.244	110.6	1:17.415	120.5	28.643	85.4	2:34.302	
2	48.594	113.2	1:16.912	121.8	28.926	84.5	2:34.432		12	48.009	111.8	2:39.258	122.0	28.683	85.9	3:55.950	P
3	48.844	110.9	1:17.546	123.1	28.633	85.8	2:35.023		13	48.363	109.7	1:17.185	120.1	28.522	85.9	2:34.070	
4	47.888	111.8	1:17.105	122.0	28.629	86.7	2:33.622		14	48.578	111.3	1:17.409	120.3	28.640	86.3	2:34.627	
5	48.293	111.8	1:17.296	121.1	28.533	87.0	2:34.122		15	48.128	110.9	1:16.997	121.1	28.564	86.0	2:33.689	
6	48.049	111.8	1:17.496	122.0	28.370	86.5	2:33.915		16	48.126	111.1	1:16.699	122.2	28.914	84.4	2:33.739	
7	48.054	110.9	1:16.999	121.4	29.059	84.0	2:34.112		17	48.009	110.4	1:17.054	120.5	28.654	85.2	2:33.717	
8	48.124	110.4	1:16.984	120.1	28.568	86.0	2:33.676		18	48.170	110.9	1:16.935	120.9	28.539	86.0	2:33.644	
9	48.197	111.1	1:16.860	120.3	28.711	84.1	2:33.768		19	47.949	111.3	1:17.082	120.9	28.500	86.8	2:33.531	
10	48.517	112.0	1:17.096	120.3	28.695	86.3	2:34.308		20								

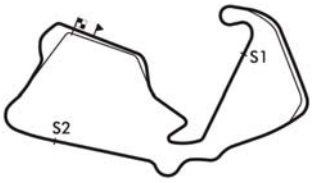

Session Start: 11:00:35 - Finish: 11:52:56
Weather/Track Conditions: Overcast / Dry
Circuit: Silverstone Historic Grand Prix
Track Length: 5.857 Km - 3.6394 miles
Printed: 22-07-2018 - 12:00

MST
Results: www.mstworld.com. Live Timing: https://livetiming.getraceresults.com/mst. Email: timing@mstworld.com

Silverstone Classic - 20 - 22 Jul 2018

Gallet Trophy For Under 2 Litre Touring Cars (U2TC)

Race 14 - Sector Analysis

98 Pattle / Pattle (C) — Ford Lotus Cortina

lap	Sect-1	Speed	Sect-2	Speed	Sect-3	Speed	Laptime	Pit	lap	Sect-1	Speed	Sect-2	Speed	Sect-3	Speed	Laptime	Pit
1		108.4	1:17.666	119.8	28.473	85.7	2:37.043		11	50.245	106.0	1:17.929	118.6	28.876	85.4	2:37.050	
2	48.353	108.4	1:17.215	119.6	28.575	86.7	2:34.143		12	49.699	108.4	1:18.788	118.8	29.155	82.2	2:37.642	
3	48.348	112.0	1:17.646	121.6	28.961	84.4	2:34.955		13	48.915	109.1	1:17.927	117.9	28.923	85.4	2:35.765	
4	48.470	110.2	1:17.496	120.9	28.928	85.8	2:34.894		14	48.730	109.8	1:18.080	118.8	29.475	83.7	2:36.285	
5	48.480	110.0	1:17.587	119.8	29.683	85.9	2:35.750		15	48.645	109.5	1:18.128	118.4	30.295	84.6	2:37.068	
6	48.972	88.7	4:44.075	116.9	29.043	85.1	6:02.090	P	16	49.031	110.0	1:18.371	118.6	29.426	82.0	2:36.828	
7	48.863	109.7	1:19.791	115.9	29.173	83.3	2:37.827		17	49.100	108.8	1:18.596	118.1	29.220	85.9	2:36.916	
8	48.972	109.3	1:18.213	118.6	29.059	83.6	2:36.244		18	48.722	109.7	1:17.970	117.9	28.981	80.5	2:35.673	
9	48.888	108.6	1:18.146	120.1	29.437	85.8	2:36.471		19	49.231	108.9	1:18.637	118.1	29.004	84.4	2:36.872	
10	48.678	110.2	1:18.139	119.6	29.900	80.2	2:36.717		20								

99 Kevin O'Connor (B) — Austin Mini Cooper S

lap	Sect-1	Speed	Sect-2	Speed	Sect-3	Speed	Laptime	Pit	lap	Sect-1	Speed	Sect-2	Speed	Sect-3	Speed	Laptime	Pit
1		100.2	1:24.812	109.3	31.390	79.9	2:57.789		11	53.514	98.7	1:23.018	106.2	30.194	79.7	2:46.726	
2	51.780	98.0	1:24.240	107.4	30.466	80.5	2:46.486		12	51.974	97.4	1:23.658	105.0	30.493	79.0	2:46.125	
3	52.066	100.8	1:23.664	108.4	30.893	79.4	2:46.623		13	52.408	96.3	1:23.971	104.7	30.466	78.8	2:46.845	
4	52.208	96.6	1:23.895	105.7	30.412	79.8	2:46.515		14	52.344	98.5	1:22.881	106.2	30.148	79.3	2:45.373	
5	51.957	97.5	1:23.653	105.7	30.388	79.6	2:45.998		15	52.996	97.1	1:24.215	107.0	30.113	79.3	2:47.324	
6	51.999	97.3	1:23.713	106.2	30.360	78.4	2:46.072		16	52.718	97.8	1:23.318	104.9	30.399	77.5	2:46.435	
7	52.247	97.3	1:24.067	106.9	30.519	80.1	2:46.833		17	52.083	96.8	1:23.155	104.9	30.260	77.9	2:45.498	
8	51.884	97.8	1:23.549	108.1	30.830	79.9	2:46.263		18	52.704	96.1	1:23.819	104.9	30.231	79.3	2:46.754	
9	52.224	99.4	2:54.245	105.5	30.635	79.0	4:17.104	P	19	52.678	96.7	1:23.843	107.2	30.228	79.8	2:46.749	
10	52.181	99.0	1:23.038	107.4	30.942	79.7	2:46.161		20								

104 Letts / James (B) — Austin Mini Cooper

lap	Sect-1	Speed	Sect-2	Speed	Sect-3	Speed	Laptime	Pit	lap	Sect-1	Speed	Sect-2	Speed	Sect-3	Speed	Laptime	Pit
1		99.9	1:23.792	106.7	30.937	79.3	2:55.039		11	53.688	95.3	1:25.630	107.7	30.956	81.0	2:50.274	
2	52.502	96.8	1:24.472	106.0	30.897	79.0	2:47.871		12	53.164	95.6	1:25.829	107.7	32.040	75.7	2:51.033	
3	52.633	96.4	1:24.284	105.8	31.628	78.8	2:48.545		13	53.102	96.6	1:24.524	107.0	31.591	79.4	2:49.217	
4	52.175	99.3	1:23.961	109.1	30.577	80.4	2:46.713		14	53.947	98.3	1:25.878	106.5	31.553	80.2	2:51.378	
5	52.148	99.3	1:23.808	107.5	30.325	80.3	2:46.281		15	53.172	96.6	1:23.891	106.9	31.218	80.7	2:48.281	
6	51.894	99.9	1:23.134	105.0	30.526	80.1	2:45.554		16	53.926	97.7	1:24.527	106.5	33.099	80.2	2:51.552	
7	51.859	99.9	1:23.727	105.5	30.351	80.0	2:45.937		17	53.017	97.0	1:24.737	106.5	31.359	78.5	2:49.113	
8	52.166	98.0	1:23.562	106.4	30.218	80.7	2:45.946		18	53.001	97.1	1:24.470	107.2	31.388	80.5	2:48.859	
9	52.373	95.7	1:23.557	106.5	30.356	80.0	2:46.286		19	53.326	99.3	1:24.666	107.0	31.394	78.8	2:49.386	
10	52.431	97.1	2:53.120	104.7	31.859	80.4	4:17.410	P	20								

142 John Spiers (C) — Ford Cortina

lap	Sect-1	Speed	Sect-2	Speed	Sect-3	Speed	Laptime	Pit	lap	Sect-1	Speed	Sect-2	Speed	Sect-3	Speed	Laptime	Pit
1		109.5	1:18.378	118.8	28.781	84.0	2:38.559		11	49.231	106.2	1:18.249	114.5	28.740	84.8	2:36.220	
2	48.958	108.1	1:17.406	118.8	28.431	85.7	2:34.795		12	49.421	107.0	2:40.302	116.7	28.467	85.3	3:58.190	P
3	48.786	108.9	1:17.678	117.5	28.726	84.8	2:35.190		13	49.313	107.7	1:17.891	117.7	28.664	83.9	2:35.868	
4	49.077	107.7	1:17.375	117.5	28.462	85.1	2:34.914		14	49.269	108.2	1:18.664	116.7	30.119	83.4	2:38.052	
5	48.806	108.6	1:17.547	117.3	28.657	85.1	2:35.010		15	48.969	108.4	1:18.861	115.5	29.302	77.7	2:37.132	
6	48.820	105.4	1:22.296	116.7	28.493	85.8	2:39.609		16	49.520	106.5	1:18.134	116.3	28.622	83.3	2:36.276	
7	49.821	107.7	1:17.616	116.7	28.641	84.0	2:36.078		17	49.372	107.0	1:17.775	115.9	29.550	85.3	2:36.697	
8	49.113	107.7	1:17.861	115.1	28.760	83.6	2:35.734		18	48.921	107.5	1:17.111	117.5	28.635	83.6	2:34.667	
9	49.562	106.9	1:17.934	115.9	28.678	84.6	2:36.174		19	49.309	108.1	1:17.544	116.7	28.526	85.8	2:35.379	
10	49.050	106.5	1:17.985	115.5	29.042	82.2	2:36.077		20	49.133	106.9	1:18.610	116.5	28.716	81.4	2:36.459	

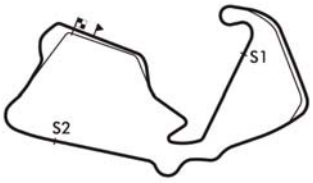

Session Start: 11:00:35 - Finish: 11:52:56
Weather/Track Conditions: Overcast / Dry
Circuit: Silverstone Historic Grand Prix
Track Length: 5.857 Km - 3.6394 miles
Printed: 22-07-2018 - 12:00

MST
Results: www.mstworld.com. Live Timing: https://livetiming.getraceresults.com/mst. Email: timing@mstworld.com

Silverstone Classic - 20 - 22 Jul 2018

Gallet Trophy For Under 2 Litre Touring Cars (U2TC)

Race 14 - Sector Analysis

170 Marcus Jewell (C) — Ford Lotus Cortina

lap	Sect-1	Speed	Sect-2	Speed	Sect-3	Speed	Laptime	Pit	lap	Sect-1	Speed	Sect-2	Speed	Sect-3	Speed	Laptime	Pit
1		106.9	1:20.611	118.8	29.967	81.0	2:43.486		11	49.815	107.7	1:18.811	117.3	29.863	82.2	2:38.489	
2	50.797	110.9	1:19.189	114.5	30.255	81.7	2:40.241		12	49.546	108.2	2:43.622	119.2	29.364	85.6	4:02.532	P
3	50.148	109.3	1:19.597	119.0	30.334	81.9	2:40.079		13	50.129	108.8	1:18.320	120.5	29.905	83.4	2:38.354	
4	49.092	110.0	1:19.535	119.0	29.563	84.0	2:38.190		14	49.508	109.7	1:19.109	118.8	29.974	81.4	2:38.591	
5	49.053	110.9	1:19.340	119.0	30.202	80.3	2:38.595		15	49.799	108.4	1:19.052	117.9	29.854	84.9	2:38.705	
6	49.349	110.0	1:18.762	118.8	29.593	83.8	2:37.704		16	49.788	109.8	1:20.086	118.8	29.918	85.1	2:39.792	
7	49.399	108.8	1:18.931	119.0	29.429	83.7	2:37.759		17	49.624	109.8	1:19.280	118.6	30.076	85.4	2:38.980	
8	49.534	108.4	1:18.693	118.1	29.556	82.8	2:37.783		18	48.973	110.2	1:19.810	118.6	29.824	84.0	2:38.607	
9	49.323	108.6	1:19.140	117.9	29.759	83.4	2:38.222		19	49.399	109.8	1:19.472	119.0	29.630	81.6	2:38.501	
10	49.510	108.2	1:19.167	116.9	29.595	83.3	2:38.272		20	49.318	110.2	1:19.840	119.4	29.597	82.1	2:38.755	

177 Hartogs / Nuthall (C) — Alfa Romeo Giulia Sprint GTA

lap	Sect-1	Speed	Sect-2	Speed	Sect-3	Speed	Laptime	Pit	lap	Sect-1	Speed	Sect-2	Speed	Sect-3	Speed	Laptime	Pit
1		93.6	1:27.833	104.5	32.313	75.5	3:01.900		10	53.842	87.7	1:25.889	97.4	30.841	78.0	2:50.572	
2	53.888	94.5	1:25.548	103.9	32.255	73.3	2:51.691		11	54.932	87.3	1:25.932	98.7	30.442	78.0	2:51.306	
3	54.497	93.9	1:25.248	104.0	31.872	77.1	2:51.617		12	53.714	87.7	1:25.534	97.1	30.547	77.9	2:49.795	
4	54.299	93.6	1:26.055	102.6	31.735	76.9	2:52.089		13	53.919	87.2	1:25.815	96.3	30.829	78.7	2:50.563	
5	53.713	94.3	1:25.151	103.6	31.750	77.0	2:50.614		14	53.065	88.3	1:25.086	96.1	30.457	77.7	2:48.608	
6	53.607	93.2	1:25.433	102.6	31.756	76.9	2:50.796		15	53.943	87.6	1:26.012	96.6	30.635	78.9	2:50.590	
7	55.071	91.1	1:25.253	102.5	31.704	76.2	2:52.028		16	53.982	86.4	1:25.686	97.7	30.410	77.9	2:50.078	
8	53.588	93.5	1:25.941	98.7	32.418	69.3	2:51.947		17	55.026	86.3	1:25.995	97.3	30.528	78.2	2:51.549	
9	54.747	91.7	2:55.409	97.0	31.614	77.7	4:21.770	P	18	54.521	87.7	1:26.325	95.9	30.721	78.3	2:51.567	

888 Daniel Wheeler (B) — Austin Mini Cooper S

lap	Sect-1	Speed	Sect-2	Speed	Sect-3	Speed	Laptime	Pit	lap	Sect-1	Speed	Sect-2	Speed	Sect-3	Speed	Laptime	Pit
1		101.8	1:21.416	110.4	30.321	76.7	2:48.171		6	50.736	100.0	1:21.049	109.3	29.186	79.5	2:40.971	
2	51.563	101.5	1:20.982	111.5	29.683	78.5	2:42.228		7	51.031	99.9	1:20.857	108.9	29.379	81.3	2:41.267	
3	50.848	100.3	1:20.280	110.2	29.293	80.8	2:40.421		8	50.936	99.0	1:20.773	107.2	29.641	80.8	2:41.350	
4	50.535	99.9	1:20.671	108.4	29.173	82.2	2:40.379		9	50.856	100.3	1:20.869	108.6	29.463	81.1	2:41.188	
5	50.724	99.7	1:20.589	108.6	29.275	81.4	2:40.588		10	50.690	97.4	2:38.817	107.7	29.356	80.5	3:58.863	P

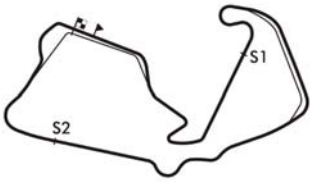

Session Start: 11:00:35 - Finish: 11:52:56
Weather/Track Conditions: Overcast / Dry
Circuit: Silverstone Historic Grand Prix
Track Length: 5.857 Km - 3.6394 miles
Printed: 22-07-2018 - 12:00

MST
Results: www.mstworld.com. Live Timing: https://livetiming.getraceresults.com/mst. Email: timing@mstworld.com

Silverstone Classic - 20 - 22 Jul 2018

Gallet Trophy For Under 2 Litre Touring Cars (U2TC)

Race 14 - Best Sector Times

	SECTOR 1			SECTOR 2			SECTOR 3		
	NO	TIME	LAP	NO	TIME	LAP	NO	TIME	LAP
1	13	47.452	10	13	1:15.756	10	13	28.119	6
2	24	47.541	20	79	1:16.240	2	89	28.156	7
3	89	47.685	11	89	1:16.474	9	79	28.330	10
4	79	47.778	11	7	1:16.517	5	97	28.370	6
5	2	47.877	12	24	1:16.520	17	24	28.380	16
6	97	47.888	4	97	1:16.699	16	142	28.431	2
7	7	47.909	6	2	1:16.775	3	7	28.438	1
8	10	48.021	4	10	1:16.814	2	98	28.473	1
9	98	48.348	3	142	1:17.111	18	2	28.570	16
10	91	48.775	7	98	1:17.215	2	27	28.584	6
11	81	48.784	17	91	1:17.885	7	20	28.591	11
12	142	48.786	3	81	1:18.127	2	10	28.654	2
13	170	48.973	18	170	1:18.320	13	46	28.727	4
14	44	48.990	3	44	1:18.454	4	11	28.788	15
15	66	49.039	18	46	1:18.630	3	44	28.792	3
16	46	49.333	8	27	1:18.890	5	1	28.937	2
17	20	49.437	7	20	1:19.076	5	91	29.095	7
18	27	49.468	7	11	1:19.202	5	15	29.108	11
19	15	49.552	12	1	1:19.245	4	888	29.173	4
20	17	49.670	10	66	1:19.346	3	81	29.289	15
21	1	49.810	4	17	1:19.466	12	17	29.308	3
22	11	50.028	15	15	1:19.566	11	170	29.364	12
23	888	50.296	11	57	1:20.197	5	66	29.580	18
24	48	50.630	17	888	1:20.280	3	57	29.692	5
25	57	50.632	4	48	1:21.349	16	74	29.833	8
26	74	51.303	8	74	1:21.395	7	48	29.883	14
27	45	51.326	19	45	1:21.494	18	99	30.113	15
28	99	51.780	2	99	1:22.881	14	104	30.218	8
29	104	51.859	7	104	1:23.134	6	177	30.410	16
30	4	52.216	3	4	1:24.841	1	45	30.699	14
31	177	53.065	14	177	1:25.086	14	4	31.719	2
32	80			18			80		
33	18			33			18		
34	33			80			33		

IDEAL / BEST LAP COMPARISON

NO	NAME	BEST	IN	IDEAL	DIFF
13	Huff/Wolfe	2:31.358	10	2:31.327	+0.031
89	Banks/Banks	2:32.681	7	2:32.315	+0.366
24	Myers/Hetherington	2:33.034	19	2:32.441	+0.593
2	Brown/Dutton	2:33.344	12	2:33.222	+0.122
10	Perfetti/Rovelli	2:33.820	2	2:33.489	+0.331
98	Pattle/Pattle	2:34.143	2	2:34.036	+0.107
142	John Spiers	2:34.667	18	2:34.328	+0.339
18	Brindle/Greeensall	2:35.443	15		+
91	Berg/Strommen	2:35.755	7	2:35.755	+0.000
81	Alberto Vella	2:36.359	16	2:36.200	+0.159
20	Endaf Owens	2:37.336	6	2:37.104	+0.232
170	Marcus Jewell	2:37.704	6	2:36.657	+1.047
66	Viggo Lund	2:38.183	18	2:37.965	+0.218
11	Kane Astin	2:38.780	6	2:38.018	+0.762
48	James/Stretton	2:42.559	16	2:41.862	+0.697
74	Short/Riley	2:42.988	7	2:42.531	+0.457
45	Jonnie Kent	2:43.875	18	2:43.519	+0.356
99	Kevin O'Connor	2:45.373	14	2:44.774	+0.599
104	Letts/James	2:45.554	6	2:45.211	+0.343
177	Hartogs/Nuthall	2:48.608	14	2:48.561	+0.047
79	Haddon/Martin	2:33.136	8	2:32.348	+0.788
97	Mark Sumpter	2:33.531	19	2:32.957	+0.574
7	Steve Soper	2:33.568	5	2:32.864	+0.704
44	Tom Bell	2:36.611	3	2:36.236	+0.375
27	Davies/Window	2:37.160	7	2:36.942	+0.218
46	Curley/Sollis	2:37.205	8	2:36.690	+0.515
1	Jonathan Lewis	2:38.125	4	2:37.992	+0.133
15	Baldwin/Churchill	2:38.557	11	2:38.226	+0.331
17	Ben Hatton	2:38.615	12	2:38.444	+0.171
33	Andrew Lawley	2:38.841	4		+
888	Daniel Wheeler	2:40.379	4	2:39.749	+0.630
57	Evans/Twyman	2:40.553	5	2:40.521	+0.032
4	Attard/Jackson	2:52.269	3	2:48.776	+3.493
80	Goff/Goff				+

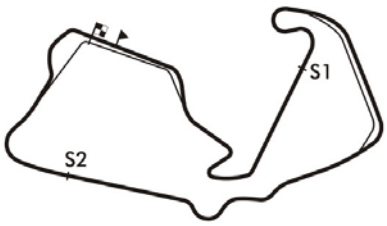

Session Start: 11:00:35 - Finish: 11:52:56
Weather/Track Conditions: Overcast / Dry
Circuit: Silverstone Historic Grand Prix
Track Length: 5.857 Km - 3.6394 miles

Printed: 22-07-2018 - 12:01

Silverstone Classic - 20 - 22 Jul 2018

Gallet Trophy For Under 2 Litre Touring Cars (U2TC)

Race 14 - Best Sector Speeds

	NO	SECTOR 1	MPH	NO	SECTOR 2	MPH	NO	SECTOR 3	MPH
1	2	Brown/Dutton	114.5	2	Brown/Dutton	123.8	79	Haddon/Martin	87.7
2	7	Steve Soper	113.2	7	Steve Soper	123.8	2	Brown/Dutton	87.6
3	97	Mark Sumpter	113.2	10	Perfetti/Rovelli	123.1	7	Steve Soper	87.0
4	13	Huff/Wolfe	112.6	97	Mark Sumpter	123.1	13	Huff/Wolfe	87.0
5	79	Haddon/Martin	112.6	81	Alberto Vella	122.5	97	Mark Sumpter	87.0
6	98	Pattle/Pattle	112.0	13	Huff/Wolfe	122.0	10	Perfetti/Rovelli	86.7
7	81	Alberto Vella	111.8	79	Haddon/Martin	122.0	91	Berg/Strommen	86.7
8	91	Berg/Strommen	111.8	98	Pattle/Pattle	121.6	98	Pattle/Pattle	86.7
9	10	Perfetti/Rovelli	111.3	91	Berg/Strommen	121.4	24	Myers/Hetherington	86.6
10	24	Myers/Hetherington	111.3	89	Banks/Banks	120.9	89	Banks/Banks	86.1
11	170	Marcus Jewell	110.9	66	Viggo Lund	120.7	142	John Spiers	85.8
12	66	Viggo Lund	109.7	24	Myers/Hetherington	120.5	170	Marcus Jewell	85.6
13	89	Banks/Banks	109.7	170	Marcus Jewell	120.5	66	Viggo Lund	85.2
14	142	John Spiers	109.5	142	John Spiers	118.8	81	Alberto Vella	84.8
15	44	Tom Bell	108.1	44	Tom Bell	117.7	15	Baldwin/Churchill	83.7
16	48	James/Stretton	107.0	48	James/Stretton	116.5	44	Tom Bell	83.5
17	46	Curley/Sollis	106.4	17	Ben Hatton	115.5	20	Endaf Owens	83.4
18	17	Ben Hatton	105.7	15	Baldwin/Churchill	114.5	11	Kane Astin	83.1
19	15	Baldwin/Churchill	105.5	46	Curley/Sollis	114.3	27	Davies/Window	83.0
20	11	Kane Astin	104.7	11	Kane Astin	112.8	57	Evans/Twyman	83.0
21	20	Endaf Owens	104.4	20	Endaf Owens	112.6	17	Ben Hatton	82.8
22	1	Jonathan Lewis	104.0	27	Davies/Window	112.2	1	Jonathan Lewis	82.6
23	4	Attard/Jackson	103.2	45	Jonnie Kent	111.8	46	Curley/Sollis	82.3
24	27	Davies/Window	103.1	57	Evans/Twyman	111.5	888	Daniel Wheeler	82.2
25	57	Evans/Twyman	102.8	888	Daniel Wheeler	111.5	48	James/Stretton	81.8
26	74	Short/Riley	102.5	1	Jonathan Lewis	111.3	104	Letts/James	81.0
27	888	Daniel Wheeler	102.0	99	Kevin O'Connor	109.3	99	Kevin O'Connor	80.5
28	45	Jonnie Kent	101.7	104	Letts/James	109.1	74	Short/Riley	79.9
29	99	Kevin O'Connor	100.8	4	Attard/Jackson	108.6	45	Jonnie Kent	79.4
30	104	Letts/James	99.9	74	Short/Riley	108.2	177	Hartogs/Nuthall	78.9
31	177	Hartogs/Nuthall	94.5	177	Hartogs/Nuthall	104.5	4	Attard/Jackson	78.6
32	80	Goff/Goff	90.4	18	Brindle/Greeensall	0.0	80	Goff/Goff	70.1
33	18	Brindle/Greeensall	0.0	33	Andrew Lawley	0.0	18	Brindle/Greeensall	0.0
34	33	Andrew Lawley	0.0	80	Goff/Goff	0.0	33	Andrew Lawley	0.0

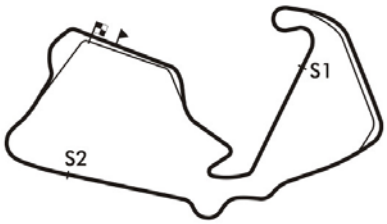

Session Start: 11:00:35 - Finish: 11:52:56
Weather/Track Conditions: Overcast / Dry
Circuit: Silverstone Historic Grand Prix
Track Length: 5.857 Km - 3.6394 miles
Printed: 22-07-2018 - 12:01

Silverstone Classic - 20 - 22 Jul 2018

Gallet Trophy For Under 2 Litre Touring Cars (U2TC)

Race 14 - Lap Chart

Lap 1			Lap 2			Lap 3			Lap 4			Lap 5			Lap 6		
NO	Behind	Laptime	NO	Behind	Laptime	NO	Behind	Laptime	NO	Behind	Laptime	NO	Behind	Laptime	NO	Behind	Laptime
13		2:32.167	13		2:32.003	13		2:31.964	13		2:31.837	13		2:31.917	13		2:32.463
7	1.841	2:34.008	7	4.294	2:34.456	89	6.466	2:33.513	89	8.367	2:33.738	89	9.986	2:33.536	89	10.901	2:33.378
89	2.511	2:34.678	89	4.917	2:34.409	79	7.229	2:33.994	79	9.187	2:33.795	79	10.844	2:33.574	79	11.845	2:33.464
97	3.562	2:35.729	79	5.199	2:33.201	7	7.543	2:35.213	7	9.555	2:33.849	7	11.206	2:33.568	7	12.412	2:33.669
79	4.001	2:36.168	97	5.991	2:34.432	97	9.050	2:35.023	97	10.835	2:33.622	97	13.040	2:34.122	97	14.492	2:33.915
10	4.468	2:36.635	10	6.285	2:33.820	10	9.651	2:35.330	10	12.086	2:34.272	10	15.061	2:34.892	10	18.659	2:36.061
98	4.876	2:37.043	98	7.016	2:34.143	98	10.007	2:34.955	98	13.064	2:34.894	98	16.897	2:35.750	2	23.805	2:38.084
2	5.957	2:38.124	2	8.647	2:34.693	2	10.663	2:33.980	2	13.953	2:35.127	2	18.184	2:36.148	142	25.726	2:39.609
142	6.392	2:38.559	142	9.184	2:34.795	142	12.410	2:35.190	142	15.487	2:34.914	142	18.580	2:35.010	24	36.103	2:36.855
24	8.370	2:40.537	24	15.533	2:39.166	24	21.549	2:37.980	24	26.824	2:37.112	24	31.711	2:36.804	91	37.443	2:36.370
20	8.957	2:41.124	91	16.004	2:37.608	91	22.094	2:38.054	44	27.323	2:36.811	91	33.536	2:36.627	46	39.976	2:37.555
91	10.399	2:42.566	20	16.243	2:39.289	44	22.349	2:36.611	91	28.826	2:38.569	44	33.982	2:38.576	20	40.089	2:37.336
46	10.628	2:42.795	44	17.702	2:37.678	20	22.930	2:38.651	46	29.337	2:37.784	46	34.884	2:37.464	27	42.323	2:37.477
11	10.917	2:43.084	46	18.009	2:39.384	46	23.390	2:37.345	20	29.682	2:38.589	20	35.216	2:37.451	81	44.301	2:37.316
170	11.319	2:43.486	11	18.857	2:39.943	27	25.550	2:37.761	27	31.874	2:38.161	27	37.309	2:37.352	170	45.944	2:37.704
27	11.739	2:43.906	170	19.557	2:40.241	11	26.965	2:40.072	81	33.493	2:37.150	81	39.448	2:37.872	11	48.325	2:38.780
44	12.027	2:44.194	27	19.753	2:40.017	170	27.672	2:40.079	170	34.025	2:38.190	170	40.703	2:38.595	15	53.325	2:40.191
15	13.857	2:46.024	81	20.406	2:38.057	81	28.180	2:39.738	11	34.873	2:39.745	11	42.008	2:39.052	17	53.738	2:40.084
1	14.280	2:46.447	15	21.850	2:39.996	15	29.156	2:39.270	1	35.758	2:38.125	15	45.597	2:40.415	66	54.835	2:39.997
81	14.352	2:46.519	1	22.593	2:40.316	1	29.470	2:38.841	15	37.099	2:39.780	17	46.117	2:40.565	18	55.274	2:41.305
17	14.884	2:47.051	17	23.275	2:40.394	17	30.234	2:38.923	17	37.469	2:39.072	18	46.432	2:38.827	33	55.680	2:40.526
66	15.791	2:47.958	66	24.572	2:40.784	66	31.755	2:39.147	66	38.291	2:38.373	66	47.301	2:40.927	888	1:00.407	2:40.971
888	16.004	2:48.171	18	25.321	2:40.787	18	32.918	2:39.561	18	39.522	2:38.441	33	47.617	2:39.225	4	4 LAPS	13:28.435
18	16.537	2:48.704	33	25.799	2:40.576	33	33.305	2:39.470	33	40.309	2:38.841	888	51.899	2:40.588	74	1:26.148	2:44.203
33	17.226	2:49.393	888	26.229	2:42.228	888	34.686	2:40.421	888	43.228	2:40.379	57	57.688	2:40.553	99	1:37.132	2:46.072
57	20.048	2:52.215	57	29.565	2:41.520	57	39.642	2:42.041	57	49.052	2:41.247	74	1:14.408	2:43.541	104	1:37.652	2:45.554
4	22.109	2:54.276	74	37.959	2:45.572	74	50.639	2:44.644	74	1:02.784	2:43.982	99	1:23.523	2:45.998	48	1:39.514	2:45.498
104	22.872	2:55.039	104	38.740	2:47.871	99	54.764	2:46.623	99	1:09.442	2:46.515	104	1:24.561	2:46.281	45	1:39.955	2:46.854
74	24.390	2:56.557	99	40.105	2:46.486	104	55.321	2:48.545	104	1:10.197	2:46.713	45	1:25.564	2:46.173	177	2:06.356	2:50.796
99	25.622	2:57.789	45	42.652	2:47.260	45	56.320	2:45.632	45	1:11.308	2:46.825	48	1:26.479	2:45.995			
48	26.539	2:58.706	48	43.326	2:48.790	48	57.448	2:46.086	48	1:12.401	2:46.790	177	1:48.023	2:50.614			
45	27.395	2:59.562	177	49.421	2:51.691	177	1:09.074	2:51.617	177	1:29.326	2:52.089						
177	29.733	3:01.900															

Session Start: 11:00:35 - Finish: 11:52:56
Weather/Track Conditions: Overcast / Dry
Circuit: Silverstone Historic Grand Prix
Track Length: 5.857 Km - 3.6394 miles
Printed: 22-07-2018 - 12:01

Results: www.mstworld.com. Live Timing: https://livetiming.getraceresults.com/mst. Email: timing@mstworld.com

Silverstone Classic - 20 - 22 Jul 2018

Gallet Trophy For Under 2 Litre Touring Cars (U2TC)

Race 14 - Lap Chart

Lap 7			Lap 8			Lap 9			Lap 10			Lap 11			Lap 12		
NO	Behind	Laptime	NO	Behind	Laptime	NO	Behind	Laptime	NO	Behind	Laptime	NO	Behind	Laptime	NO	Behind	Laptime
13		2:32.041	13		2:31.843	13		2:32.383	13		2:31.358	79		2:33.454	13		2:34.624
89	11.541	2:32.681	89	13.141	2:33.443	15	1 LAP	4:04.299	15	1 LAP	2:40.395	17	1 LAP	2:39.884	74	1 LAP	4:16.525
79	12.998	2:33.194	79	14.291	2:33.136	89	14.005	2:33.247	17	1 LAP	4:06.631	888	1 LAP	3:58.863	98	1 LAP	2:37.050
97	16.563	2:34.112	97	18.396	2:33.676	177	1 LAP	2:51.947	89	16.020	2:33.373	97	6.313	2:34.302	89	16.249	2:33.359
10	24.052	2:37.434	142	33.654	2:35.734	79	15.303	2:33.395	79	17.266	2:33.321	33	1 LAP	2:39.492	45	1 LAP	2:45.190
2	28.389	2:36.625	91	45.957	2:36.643	**33**	1 LAP	4:17.793	97	22.731	2:34.308	18	1 LAP	4:28.071	99	1 LAP	2:46.726
142	29.763	2:36.078	24	47.123	2:38.491	97	19.781	2:33.768	33	1 LAP	2:42.503	142	27.664	2:36.220	97	25.046	3:55.950
24	40.475	2:36.413	46	51.703	2:37.205	142	37.445	2:36.174	142	42.164	2:36.077	170	58.124	2:38.489	104	1 LAP	2:50.274
91	41.157	2:35.755	20	52.006	2:37.965	91	50.543	2:36.969	170	1:10.355	2:38.272	13	1:02.593	3:53.313	48	1 LAP	2:43.981
20	45.884	2:37.836	27	53.509	2:37.910	46	57.669	2:38.349	45	1 LAP	2:46.140	45	1 LAP	2:45.796	79	33.935	4:11.152
46	46.341	2:38.406	170	57.602	2:37.783	170	1:03.441	2:38.222	99	1 LAP	4:17.104	104	1 LAP	4:17.410	10	48.299	2:35.907
27	47.442	2:37.160	11	1:02.429	2:39.155	45	1 LAP	4:14.354	66	1:26.720	2:40.791	99	1 LAP	2:46.161	142	48.637	3:58.190
81	48.906	2:36.646	17	1:08.539	2:39.398	11	1:09.199	2:39.153	98	1 LAP	2:36.471	98	1 LAP	2:36.717	2	52.424	2:33.344
170	51.662	2:37.759	66	1:10.477	2:39.447	48	1 LAP	4:27.368	48	1 LAP	2:46.022	89	1:20.107	3:54.807	24	1:04.212	2:33.958
11	55.117	2:38.833	18	1:11.212	2:39.744	66	1:17.287	2:39.193	10	2:03.987	2:35.909	48	1 LAP	2:45.188	81	1:11.968	2:37.679
17	1:00.984	2:39.287	888	1:19.140	2:41.350	**18**	1:17.938	2:39.109	177	1 LAP	4:21.770	10	1:49.609	2:36.342	20	1:14.895	2:38.239
15	1:01.643	2:40.359	98	1 LAP	2:37.827	98	1 LAP	2:36.244	74	2:11.940	2:43.412	2	1:56.297	2:34.661	177	1 LAP	2:51.306
66	1:02.873	2:40.079	74	1:48.244	2:42.992	888	1:27.945	2:41.188	2	2:12.356	2:34.289	177	1 LAP	2:50.572	91	1:21.513	2:38.314
18	1:03.311	2:40.078	10	1:55.157	4:02.948	10	1:59.436	2:36.662	81	2:24.219	2:37.501	24	2:07.471	2:33.955	46	1:22.113	2:38.550
33	1:03.560	2:39.921	104	2:05.651	2:45.946	74	1:59.886	2:44.025	24	2:24.236	2:35.211	81	2:11.506	2:38.007	170	1:23.439	4:02.532
888	1:09.633	2:41.267	99	2:06.344	2:46.263	2	2:09.425	2:35.152	20	2:27.136	2:38.768	20	2:13.873	2:37.457	11	1:39.645	2:39.633
98	1 LAP	6:02.090	2	2:06.656	4:10.110	81	2:18.076	2:37.489	91	2:31.112	4:11.927	91	2:20.416	2:40.024	15	1:40.450	2:39.450
4	4 LAPS	2:52.269	81	2:12.970	3:55.907	104	2:19.554	2:46.286	46	2:31.283	4:04.972	46	2:20.780	2:40.217	17	1:40.780	2:38.615
7	1:36.352	3:55.981				20	2:19.726	4:00.103	11	2:48.997	4:11.156	11	2:37.229	2:38.952	66	1:49.541	2:40.887
74	1:37.095	2:42.988				24	2:20.383	4:05.643	15	2:50.380	2:39.627	15	2:38.217	2:38.557	18	1:58.870	2:35.977
104	1:51.548	2:45.937										17	2:39.382	2:38.789			
99	1:51.924	2:46.833										66	2:45.871	4:09.871			
48	1:53.514	2:46.041										18	3:00.110	2:36.179			
45	1:54.295	2:46.381															
177	2:26.343	2:52.028															

Session Start: 11:00:35 - Finish: 11:52:56
Weather/Track Conditions: Overcast / Dry
Circuit: Silverstone Historic Grand Prix
Track Length: 5.857 Km - 3.6394 miles
Printed: 22-07-2018 - 12:01

MST
Results: www.mstworld.com. Live Timing: https://livetiming.getraceresults.com/mst. Email: timing@mstworld.com

Silverstone Classic - 20 - 22 Jul 2018

Gallet Trophy For Under 2 Litre Touring Cars (U2TC)

Race 14 - Lap Chart

Lap 13			Lap 14			Lap 15			Lap 16			Lap 17			Lap 18		
NO	Behind	Laptime	NO	Behind	Laptime	NO	Behind	Laptime	NO	Behind	Laptime	NO	Behind	Laptime	NO	Behind	Laptime
13		2:34.233	13		2:34.357	13		2:34.416	13		2:33.370	13		2:33.996	13		2:34.191
89	16.083	2:34.067	89	15.727	2:34.001	89	17.147	2:35.836	89	18.139	2:34.362	89	17.748	2:33.605	177	2 LAPS	2:50.078
74	1 LAP	2:50.287	98	1 LAP	2:35.765	98	1 LAP	2:36.285	97	24.795	2:33.739	97	24.516	2:33.717	89	17.612	2:34.055
98	1 LAP	2:37.642	97	25.153	2:34.627	97	24.426	2:33.689	98	1 LAP	2:37.068	98	1 LAP	2:36.828	97	23.969	2:33.644
97	24.883	2:34.070	74	1 LAP	2:48.753	10	51.693	2:35.281	2	53.903	2:34.708	2	55.701	2:35.794	98	1 LAP	2:36.916
45	1 LAP	2:45.679	45	1 LAP	2:46.738	2	52.565	2:34.057	10	54.867	2:36.544	10	56.003	2:35.132	2	55.758	2:34.248
99	1 LAP	2:46.125	99	1 LAP	2:46.845	45	1 LAP	2:44.822	142	59.589	2:36.276	24	1:01.972	2:33.480	10	57.038	2:35.226
48	1 LAP	2:43.557	10	50.828	2:35.468	142	56.683	2:37.132	24	1:02.488	2:33.329	142	1:02.290	2:36.697	24	1:00.987	2:33.206
104	1 LAP	2:51.033	48	1 LAP	2:44.260	99	1 LAP	2:45.373	45	1 LAP	2:45.205	45	1 LAP	2:45.871	142	1:02.766	2:34.667
10	49.717	2:35.651	2	52.924	2:35.138	48	1 LAP	2:44.666	48	1 LAP	2:44.408	48	1 LAP	2:42.559	48	1 LAP	2:42.941
142	50.272	2:35.868	142	53.967	2:38.052	24	1:02.529	2:33.559	99	1 LAP	2:47.324	99	1 LAP	2:46.435	81	1:30.701	2:37.935
2	52.143	2:33.952	104	1 LAP	2:49.217	104	1 LAP	2:51.378	81	1:23.943	2:36.359	81	1:26.957	2:37.010	45	1 LAP	2:46.297
79	59.925	3:00.223	24	1:03.386	2:34.251	81	1:20.954	2:37.895	104	1 LAP	2:48.281	20	1:39.236	2:40.006	99	1 LAP	2:45.498
24	1:03.492	2:33.513	81	1:17.475	2:37.109	20	1:27.692	2:38.551	20	1:33.226	2:38.904	91	1:46.924	2:38.797	20	1:45.029	2:39.984
81	1:14.723	2:36.988	20	1:23.557	2:38.809	170	1:36.083	2:38.705	91	1:42.123	2:38.805	170	1:47.489	2:38.980	91	1:51.479	2:38.746
20	1:19.105	2:38.443	170	1:31.794	2:38.591	91	1:36.688	2:39.029	170	1:42.505	2:39.792	104	1 LAP	2:51.552	170	1:51.905	2:38.607
91	1:26.749	2:39.469	91	1:32.075	2:39.683	46	1:39.317	2:41.329	46	1:47.803	2:41.856	11	2:07.237	2:41.616	104	1 LAP	2:49.113
46	1:26.933	2:39.053	46	1:32.404	2:39.828	74	1 LAP	3:50.017	11	1:59.617	2:39.228	18	2:07.700	2:35.860	18	2:10.170	2:36.661
170	1:27.560	2:38.354	11	1:49.374	2:39.219	11	1:53.759	2:38.801	15	2:00.645	2:39.070	15	2:10.037	2:43.388	11	2:13.189	2:40.143
177	1 LAP	2:49.795	177	1 LAP	2:50.563	15	1:54.945	2:38.790	18	2:05.836	2:36.379	66	2:15.464	2:39.296	66	2:19.456	2:38.183
11	1:44.512	2:39.100	15	1:50.571	2:38.699	18	2:02.827	2:35.443	74	1 LAP	2:54.953	74	1 LAP	2:48.620			
15	1:46.229	2:40.012	17	1:52.303	2:40.065	177	1 LAP	2:48.608	66	2:10.164	2:38.325						
17	1:46.595	2:40.048	66	1:59.645	2:39.496	66	2:05.209	2:39.980	177	1 LAP	2:50.590						
66	1:54.506	2:39.198	18	2:01.800	2:35.623												
18	2:00.534	2:35.897															

Session Start: 11:00:35 - Finish: 11:52:56
Weather/Track Conditions: Overcast / Dry
Circuit: Silverstone Historic Grand Prix
Track Length: 5.857 Km - 3.6394 miles
Printed: 22-07-2018 - 12:01

MST
Results: www.mstworld.com. Live Timing: https://livetiming.getraceresults.com/mst. Email: timing@mstworld.com

Silverstone Classic - 20 - 22 Jul 2018

Gallet Trophy For Under 2 Litre Touring Cars (U2TC)

Race 14 - Lap Chart

Lap 19			Lap 20		
NO	Behind	Laptime	NO	Behind	Laptime
13		2:34.326	13		2:34.785
74	2 LAPS	2:47.781	74	2 LAPS	2:47.359
89	17.324	2:34.038	89	16.701	2:34.162
177	2 LAPS	2:51.549	98	1 LAP	2:36.872
97	23.174	2:33.531	177	2 LAPS	2:51.567
98	1 LAP	2:35.673	2	55.788	2:35.044
2	55.529	2:34.097	10	59.234	2:36.527
10	57.492	2:34.780	24	59.434	2:34.524
24	59.695	2:33.034	142	1:05.493	2:36.459
142	1:03.819	2:35.379	81	1:41.393	2:40.590
81	1:35.588	2:39.213	48	1 LAP	2:45.018
48	1 LAP	2:44.411	45	1 LAP	2:45.110
45	1 LAP	2:43.875	20	1:55.923	2:40.231
99	1 LAP	2:46.754	91	1:59.411	2:38.623
20	1:50.477	2:39.774	170	2:00.050	2:38.755
91	1:55.573	2:38.420	99	1 LAP	2:46.749
170	1:56.080	2:38.501	18	2:14.361	2:37.478
18	2:11.668	2:35.824	11	2:27.368	2:42.842
104	1 LAP	2:48.859	66	2:28.575	2:38.910
11	2:19.311	2:40.448	104	1 LAP	2:49.386
66	2:24.450	2:39.320			

Session Start: 11:00:35 - Finish: 11:52:56
Weather/Track Conditions: Overcast / Dry
Circuit: Silverstone Historic Grand Prix
Track Length: 5.857 Km - 3.6394 miles
Printed: 22-07-2018 - 12:01

MST
Results: www.mstworld.com. Live Timing: https://livetiming.getraceresults.com/mst. Email: timing@mstworld.com

Results Booklet

SilverstoneClassic

20/21/22 JULY 2018

Timing & Results by MST SYSTEMS Ltd.
www.mstworld.com

© MST SYSTEMS Ltd 2018
The Haysfield, Spring Lane North, Malvern WR14 1GF
t: +44 (0) 1684 560614 e: timing@mstworld.com

HSCC

SilverstoneClassic
20/21/22 JULY 2018

Silverstone Grand Prix Circuit

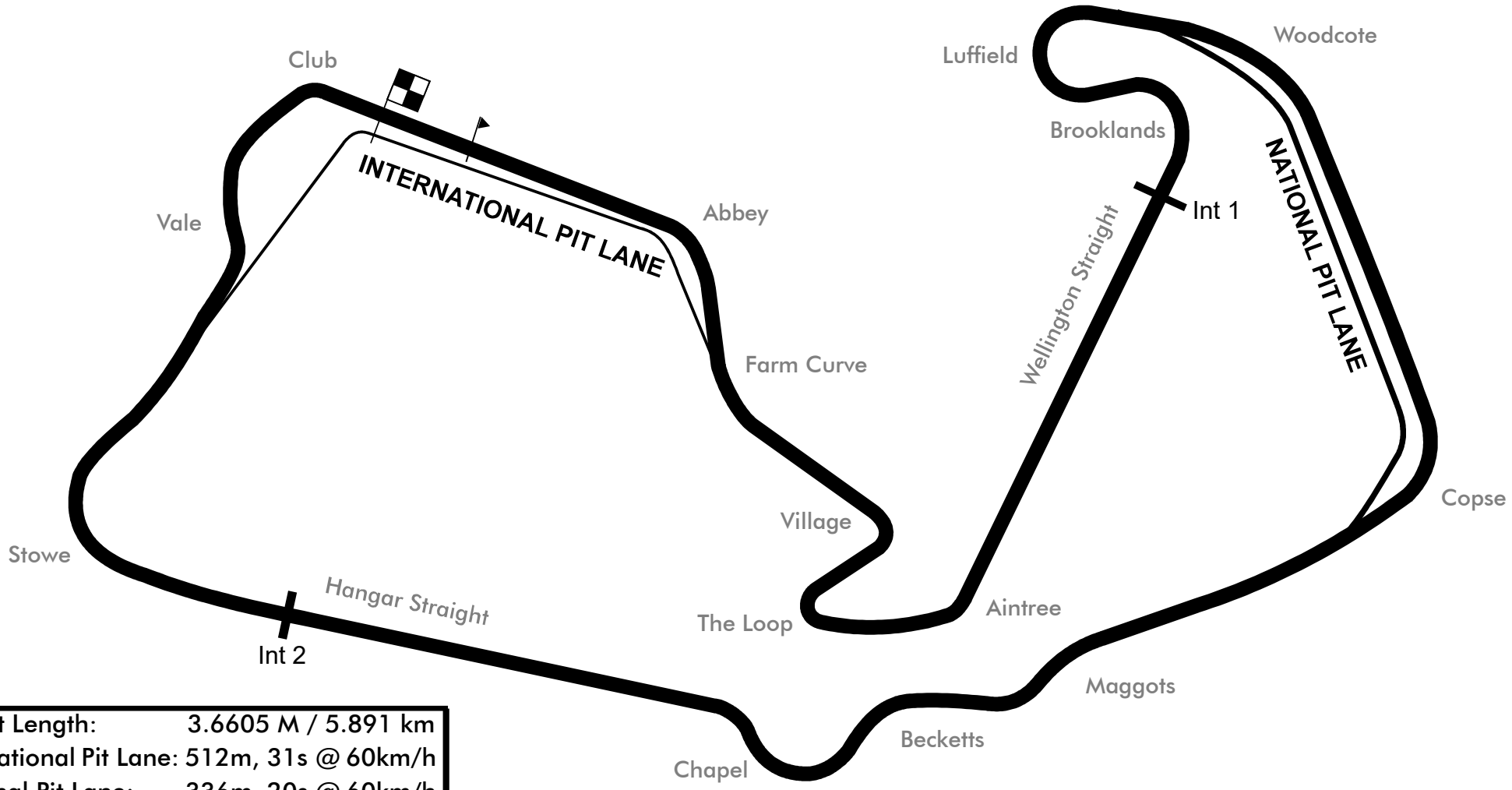

Circuit Length:	3.6605 M / 5.891 km
International Pit Lane:	512m, 31s @ 60km/h
National Pit Lane:	336m, 20s @ 60km/h
Intermediate 1:	1.757 km
Intermediate 2:	4.760 km
Start line offset:	132.3 m

MST

Silverstone Classic - 20 - 22 Jul 2018

Historic Touring Car Challenge

Qualifying for Race 16 - Classification

Sheet No:

POS	NO	DRIVER/S	CLASS	CLASS POS	CAR MAKE / MODEL	TIME	ON	LAPS	GAP	DIFF	MPH
1	66	Nick Whale-Harry Whale	H3BV	1	BMW M3 E30	2:21.605	2	6			93.06
2	101	Julian Thomas-Callum Lockie	HTCI	1	Ford Sierra Cosworth RS500	2:24.095	8	8	2.490	2.490	91.45
3	144	Paul Pochciol-James Hanson	H2C	1	Jaguar XJ12C Broadspeed	2:24.301	2	7	2.696	0.206	91.32
4	10	Mark Smith-Arran Moulton-Smith	H4BV	1	BMW M3 E30	2:24.526	9	9	2.921	0.225	91.18
5	123	Ric Wood-Adam Morgan	H2CV	1	Ford Capri	2:25.629	6	9	4.024	1.103	90.49
6	16	Steve Dance	H2CV	2	Ford Capri RS2600	2:26.108	4	8	4.503	0.479	90.19
7	60	Mark Wright-Dave Coyne	HTCI	2	Ford Sierra Cosworth RS500	2:26.375	1	4	4.770	0.267	90.03
8	68	David Tomlin	H2BV	1	Ford RS1800	2:26.435	3	3	4.830	0.060	89.99
9	111	Roger Stanford-Jack Stanford	H4B	1	BMW E30 M3	2:28.342	3	9	6.737	1.907	88.83
10	5	Paul Linfoot-Karl Jones	HTCI	3	Ford RS500	2:28.773	3	8	7.168	0.431	88.58
11	112	Ben Gill	H2BV	2	Ford Escort Mk1	2:29.099	2	9	7.494	0.326	88.38
12	6	Tom Houlbrook	H4BV	2	BMW M3 E30	2:31.436	8	8	9.831	2.337	87.02
13	20	Ken Clarke-Mat Jackson	H3CV	1	Rover Vitesse	2:31.846	2	6	10.241	0.410	86.78
14	21	Grahame Bryant-Oliver Bryant	T2DV	1	Chevrolet Camaro Z28	2:32.057	8	8	10.452	0.211	86.66
15	18	Marc Devis	H2C	2	AMC Javelin	2:32.064	4	4	10.459	0.007	86.66
16	4	Chris Williams-Charlie Williams	H3CV	2	Rover SD1	2:32.581	4	8	10.976	0.517	86.37
17	181	Malcolm Harding	H2BV	3	Ford Escort Mk2 Zakspeed	2:34.334	8	8	12.729	1.753	85.39
18	24	Robert Crofton	HTCI	4	Datsun 240Z	2:34.345	8	8	12.740	0.011	85.38
19	12	Adam Brindle-Nigel Greensall	T2CV	1	Rover SD1	2:34.985	9	9	13.380	0.640	85.03
20	84	Steve Jones	H4B	2	BMW M3 E30	2:36.148	8	8	14.543	1.163	84.39
21	74	Andrew Bruce-Tim Harvey	T2CV	2	Rover SD1	2:36.440	8	8	14.835	0.292	84.24
22	31	Les Ely-Neil Wood	H1B	1	BMW 2000	2:37.423	5	9	15.818	0.983	83.71
23	15	John Spiers	T2CV	3	Ford Capri	2:37.920	2	5	16.315	0.497	83.45
24	44	Jim Morris-Tom Shephard	T2AV	1	Volkswagen Golf GTi Mk1	2:38.011	8	8	16.406	0.091	83.40
25	7	Patrick Watts	T2CV	4	Ford Capri Mk3S	2:38.384	1	1	16.779	0.373	83.20
26	11	Frederic Wakeman-Patrick Blakeney-Edwards	H2CV	3	Rover SD1	2:38.889	1	1	17.284	0.505	82.94
27	151	Bill Cutler	H2C	3	BMW M535i	2:38.971	4	8	17.366	0.082	82.89
28	91	David Clark-Ben Shuckburgh	T2DV	2	Chevrolet Camaro	2:39.982	2	7	18.377	1.011	82.37
29	120	Chris Keen-Richard McAlpine	H2C	4	Ford Capri	2:40.232	4	8	18.627	0.250	82.24
30	53	Mike Luck-Alex Champkin	H2BV	4	BMW 320	2:40.689	8	8	19.084	0.457	82.01
31	33	Ludovic Lindsay-Harry Wyndham	T2CV	5	Ford Capri	2:40.772	2	8	19.167	0.083	81.97
32	72	Jason Brooks-Michael Caine	T2A	1	Austin Mini 1275GT	2:41.257	7	7	19.652	0.485	81.72
33	3	Martin Overington-Guy Stevens	H2CV	4	Rover SD1	2:41.286	4	8	19.681	0.029	81.70
34	117	Duncan McKay-Jeff Allam	T2CV	6	Ford Capri	2:41.778	8	8	20.173	0.492	81.46
35	28	Scott O'Donnell	T2C	1	Ford Capri	2:42.218	8	8	20.613	0.440	81.24
36	63	Mark Burnett	T2A	2	Austin Mini 1275GT	2:44.026	2	4	22.421	1.808	80.34
37	42	Paul Chase-Gardener	T2CV	7	Ford Capri	2:44.136	3	8	22.531	0.110	80.29
38	41	George Pochciol	T2CV	8	Ford Capri	2:44.685	4	8	23.080	0.549	80.02
39	9	Peter Mallett-Iain Rowley	T2CV	9	Rover SD1	2:45.119	7	7	23.514	0.434	79.81
40	61	Mark Roberts	T2AV	2	Ford Fiesta	2:45.477	4	9	23.872	0.358	79.64

Cars 7 & 127 require working transponders - Regulation Q.12.2.1 refers.
A 30 second penalty will be applied if not working in the race.
Car 84 - transponder working intermittently, please check position.
Car 181 - please improve side number - Regulations Q.11.2 & J.4 refer.

Session Start: 12:54:46 - Finish: 13:21:51
Weather/Track Conditions: Overcast / Dry
Circuit: Silverstone Grand Prix Wing Nat Pits
Track Length: 5.891 Km - 3.6605 miles

These results are provisional until the conclusion of any judicial and technical matters.

Clerk of the Course:	Timekeeper:	Issued at:
Julian Floyd	Nick Palmer	

Silverstone Classic - 20 - 22 Jul 2018

Historic Touring Car Challenge

Qualifying for Race 16 - Classification

Sheet No:

POS	NO	DRIVER/S	CLASS	CLASS POS	CAR MAKE / MODEL	TIME	ON	LAPS	GAP	DIFF	MPH
41	43	Ian Guest-Frank Guest	H3BV	2	Alfa Romeo GTV6	2:46.819	2	8	25.214	1.342	78.99
42	140	Mark Wilson	T2A	3	Volkswagen Golf GTi	2:47.157	4	8	25.552	0.338	78.83
43	1	Anthony Galliers-Pratt-Ben Cussons	T2CV	10	Ford Capri	2:48.507	8	8	26.902	1.350	78.20
44	14	Paul Clayson	T2BV	1	Alfa Romeo GTV6	2:48.751	2	8	27.146	0.244	78.09
45	127	Andrew Strachan-Mike Wrigley	H3CV	3	Rover SD1	2:49.869	1	1	28.264	1.118	77.58
46	77	Glynn Allen-Darren Roberts	T1BV	1	Alfa Romeo 2000 GTV	2:55.344	4	7	33.739	5.475	75.15
47	32	Jim McLoughlin	T2CV	11	Ford Capri						

Cars 7 & 127 require working transponders - Regulation Q.12.2.1 refers.
A 30 second penalty will be applied if not working in the race.
Car 84 - transponder working intermittently, please check position.
Car 181 - please improve side number - Regulations Q.11.2 & J.4 refer.

Session Start: 12:54:46 - Finish: 13:21:51
Weather/Track Conditions: Overcast / Dry
Circuit: Silverstone Grand Prix Wing Nat Pits
Track Length: 5.891 Km - 3.6605 miles

These results are provisional until the conclusion of any judicial and technical matters.

Clerk of the Course:	Timekeeper:	Issued at:
Julian Floyd	Nick Palmer	

Silverstone Classic - 20 - 22 Jul 2018

Historic Touring Car Challenge

Qualifying for Race 16 - Sector Analysis

1 Galliers-Pratt / Cussons (T2CV) — Ford Capri

lap	Sect-1	Speed	Sect-2	Speed	Sect-3	Speed	Laptime	Pit
1	58.489	90.3	1:26.880	116.3	38.036	73.5	3:03.405	
2	55.973	93.1	1:27.054	114.1	38.408	67.3	3:01.435	
3	54.408	95.9	1:26.192	117.1	36.885	74.3	2:57.485	
4	52.961	101.8	3:04.745	115.3	35.984	79.8	4:33.690	P
5	52.702	80.3	1:33.463	104.9	38.249	75.3	3:04.414	
6	55.056	90.4	1:29.947	92.8	37.586	77.5	3:02.589	
7	1:00.869	66.2	1:36.719	56.8	44.160	77.3	3:21.748	
8	52.452	105.2	1:21.893	125.0	34.162	85.4	2:48.507	

3 Overington / Stevens (H2CV) — Rover SD1

lap	Sect-1	Speed	Sect-2	Speed	Sect-3	Speed	Laptime	Pit
1	55.089	90.2	1:21.657	112.8	35.937	77.1	2:52.683	
2	49.708	112.8	1:18.102	121.4	34.933	72.2	2:42.743	
3	50.251	109.3	1:19.476	124.0	34.484	77.2	2:44.211	
4	49.414	113.4	1:17.880	115.5	33.992	83.1	2:41.286	
5	48.917	114.3	3:19.485	108.2	36.388	80.0	4:44.790	P
6	55.762	98.4	1:25.267	107.9	37.095	78.0	2:58.124	
7	1:14.696	67.2	1:42.834	57.9	44.460	78.1	3:41.990	
8	53.224	83.8	1:23.393	116.9	34.881	78.2	2:51.498	

4 Williams / Williams (H3CV) — Rover SD1

lap	Sect-1	Speed	Sect-2	Speed	Sect-3	Speed	Laptime	Pit
1	48.772	113.6	1:16.197	125.7	35.598	78.8	2:40.567	
2	48.029	113.6	1:14.208	124.7	32.114	88.4	2:34.351	
3	50.538	114.3	1:14.466	125.7	32.274	86.7	2:37.278	
4	45.926	116.3	1:14.505	125.7	32.150	88.3	2:32.581	
5	49.722	102.1	3:01.317	122.0	34.160	68.8	4:25.199	P
6	56.645	88.8	1:49.843	35.3	1:01.950	49.8	3:48.438	
7	1:24.272	64.8	1:43.726	74.0	42.269	84.7	3:50.267	
8	47.256	112.0	1:17.583	119.6	31.609	87.0	2:36.448	

5 Linfoot / Jones (HTCI) — Ford RS500

lap	Sect-1	Speed	Sect-2	Speed	Sect-3	Speed	Laptime	Pit
1	1:01.598	62.8	1:15.739	135.6	31.793	85.4	2:49.130	
2	53.819	119.8	1:41.603	135.8	30.847	90.7	3:06.269	
3	44.786	118.6	1:12.950	133.2	31.037	92.0	2:28.773	
4	46.794	117.5	1:13.099	126.4	31.099	93.1	2:30.992	
5	44.731	122.2	1:13.358	128.8	34.323	83.3	2:32.412	
6	57.738	92.1	4:14.880	104.9	34.707	82.1	5:47.325	
7	50.491	99.0	1:25.497	63.5	49.699	81.2	3:05.687	
8	50.403	101.7	1:17.973	112.6	34.698	84.3	2:43.074	

6 Tom Houlbrook (H4BV) — BMW M3 E30

lap	Sect-1	Speed	Sect-2	Speed	Sect-3	Speed	Laptime	Pit
1	50.263	114.9	1:18.321	129.3	32.511	93.4	2:41.095	
2	46.952	120.1	1:13.599	131.1	32.202	76.9	2:32.753	
3	50.371	117.3	2:10.825	128.6	32.431	86.1	3:33.627	P
4	46.529	118.8	1:15.093	131.1	31.645	88.7	2:33.267	
5	45.520	120.5	1:15.013	129.6	32.568	87.6	2:33.101	
6	58.170	59.9	2:34.772	38.0	1:02.482	47.6	4:35.424	
7	1:22.384	52.3	1:46.626	67.5	39.200	86.6	3:48.210	
8	46.813	120.3	1:13.166	130.3	31.457	94.2	2:31.436	

7 Patrick Watts (T2CV) — Ford Capri Mk3S

lap	Sect-1	Speed	Sect-2	Speed	Sect-3	Speed	Laptime	Pit
1				127.3	34.203	95.9	2:38.384	
2								

9 Mallett / Rowley (T2CV) — Rover SD1

lap	Sect-1	Speed	Sect-2	Speed	Sect-3	Speed	Laptime	Pit
1	1:00.476	78.5	2:32.316	121.6	40.462	63.4	4:13.254	P
2	52.774	110.9	1:20.603	119.0	36.404	81.4	2:49.781	
3	51.123	102.0	1:21.806	115.3	36.084	83.2	2:49.013	
4	50.797	106.7	1:20.330	121.8	36.163	80.3	2:47.290	
5	52.863	98.1	3:30.210	37.8	1:02.714	37.1	5:25.787	P
6	1:23.800	59.0	1:44.611	62.8	41.033	82.0	3:49.444	
7	50.989	100.5	1:19.335	117.1	34.795	86.0	2:45.119	
8								

10 Smith / Moulton-Smith (H4BV) — BMW M3 E30

lap	Sect-1	Speed	Sect-2	Speed	Sect-3	Speed	Laptime	Pit
1	47.548	120.5	1:11.704	133.9	33.553	93.6	2:32.805	
2	45.048	123.6	1:11.282	135.3	31.313	93.8	2:27.643	
3	46.184	123.6	1:10.598	133.7	30.552	95.5	2:27.334	
4	44.655	122.7	1:10.243	134.5	30.692	92.2	2:25.590	
5	44.244	125.0	1:12.358	134.2	32.418	81.8	2:29.020	
6	46.103	113.7	2:27.464	90.9	36.692	80.3	3:50.259	P
7	58.940	73.7	1:28.141	89.5	43.251	45.9	3:10.332	
8	1:24.159	58.5	3:41.997	132.4	31.295	91.8	5:37.451	P
9	44.110	125.7	1:09.605	135.3	30.811	92.3	2:24.526	
10								

11 Wakeman / Blakeney-Edwards (H2CV) — Rover SD1

lap	Sect-1	Speed	Sect-2	Speed	Sect-3	Speed	Laptime	Pit
1	50.597	96.1	1:16.023	128.8	32.269	90.2	2:38.889	
2								

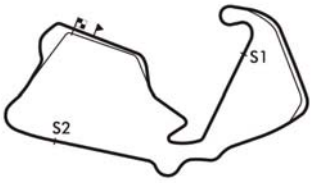

Session Start: 12:54:46 - Finish: 13:21:51
Weather/Track Conditions: Overcast / Dry
Circuit: Silverstone Grand Prix Wing Nat Pits
Track Length: 5.891 Km - 3.6605 miles
Printed: 20-07-2018 - 13:31

MST
Results: www.mstworld.com. Live Timing: https://livetiming.getraceresults.com/mst. Email: timing@mstworld.com

Silverstone Classic - 20 - 22 Jul 2018

Historic Touring Car Challenge

Qualifying for Race 16 - Sector Analysis

12 Brindle / Greensall (T2CV) — Rover SD1

lap	Sect-1	Speed	Sect-2	Speed	Sect-3	Speed	Laptime	Pit	lap	Sect-1	Speed	Sect-2	Speed	Sect-3	Speed	Laptime	Pit
1	49.283	101.7	1:18.141	119.4	46.652	86.3	2:54.076		6	52.582	106.2	2:43.184	124.7	38.290	65.8	4:14.056	P
2	48.738	106.9	1:17.516	123.1	35.090	79.6	2:41.344		7	50.199	112.2	1:17.657	106.0	34.611	87.0	2:42.467	
3	52.874	101.7	1:19.084	117.3	34.170	88.3	2:46.128		8	51.424	106.0	1:50.949	40.7	41.897	90.4	3:24.270	
4	48.800	103.2	1:19.473	125.7	34.110	87.9	2:42.383		9	47.210	115.7	1:15.001	128.6	32.774	86.4	2:34.985	
5	48.817	105.4	1:16.868	120.7	33.936	86.0	2:39.621		10								

14 Paul Clayson (T2BV) — Alfa Romeo GTV6

lap	Sect-1	Speed	Sect-2	Speed	Sect-3	Speed	Laptime	Pit	lap	Sect-1	Speed	Sect-2	Speed	Sect-3	Speed	Laptime	Pit
1	54.740	93.3	1:23.771	107.0	36.956	81.6	2:55.467		5	52.917	106.0	1:21.687	112.0	37.539	77.3	2:52.143	
2	51.621	103.2	1:20.692	116.9	36.438	79.6	2:48.751		6	58.600	69.3	1:58.435	36.0	59.067	50.6	3:56.102	
3	51.453	106.5	1:21.765	114.1	36.537	81.3	2:49.755		7	1:27.144	63.5	1:41.751	67.6	42.897	81.7	3:51.792	
4	52.475	102.9	1:21.674	116.5	36.818	73.9	2:50.967		8	51.298	96.8	1:22.806	114.7	36.529	82.0	2:50.633	

15 John Spiers (T2CV) — Ford Capri

lap	Sect-1	Speed	Sect-2	Speed	Sect-3	Speed	Laptime	Pit	lap	Sect-1	Speed	Sect-2	Speed	Sect-3	Speed	Laptime	Pit
1	48.308	116.1	1:17.522	125.7	33.902	85.0	2:39.732		4	48.032	118.8	1:21.941	118.8	33.480	86.4	2:43.453	
2	47.970	116.9	1:16.535	126.4	33.415	84.0	2:37.920		5	48.187	117.1	1:16.696	128.3	33.218	85.6	2:38.101	
3	50.874	116.1	1:18.773	104.2	35.855	81.4	2:45.502		6								

16 Steve Dance (H2CV) — Ford Capri RS2600

lap	Sect-1	Speed	Sect-2	Speed	Sect-3	Speed	Laptime	Pit	lap	Sect-1	Speed	Sect-2	Speed	Sect-3	Speed	Laptime	Pit
1	48.748	116.3	1:16.724	129.3	33.530	88.9	2:39.002		5	44.361	124.5	1:11.506	133.2	30.697	95.6	2:26.564	
2	45.707	123.4	1:11.967	133.7	32.558	83.1	2:30.232		6	44.423	125.2	6:07.302	89.5	37.346	75.0	7:29.071	P
3	46.935	125.2	1:11.263	133.4	30.503	95.1	2:28.701		7	1:00.213	75.3	1:51.582	131.1	30.740	95.2	3:22.535	P
4	44.061	125.4	1:11.492	133.7	30.555	95.0	2:26.108		8	44.503	124.0	1:11.258	131.8	30.770	95.8	2:26.531	

18 Marc Devis (H2C) — AMC Javelin

lap	Sect-1	Speed	Sect-2	Speed	Sect-3	Speed	Laptime	Pit	lap	Sect-1	Speed	Sect-2	Speed	Sect-3	Speed	Laptime	Pit
1	49.101	108.2	1:16.985	128.6	33.595	91.5	2:39.681		3	48.428	115.3	1:15.090	134.8	32.450	93.1	2:35.968	
2	46.565	115.9	1:13.810	135.8	35.757	70.4	2:36.132		4	46.062	125.4	1:13.227	139.2	32.775	93.2	2:32.064	

20 Clarke / Jackson (H3CV) — Rover Vitesse

lap	Sect-1	Speed	Sect-2	Speed	Sect-3	Speed	Laptime	Pit	lap	Sect-1	Speed	Sect-2	Speed	Sect-3	Speed	Laptime	Pit
1	48.622	113.2	1:15.158	124.7	32.194	93.1	2:35.974		4	46.809	113.9	4:39.185	125.4	32.035	91.5	5:58.029	P
2	45.083	115.3	1:14.457	125.9	32.306	52.6	2:31.846		5	57.887	58.5	7:27.505	91.1	41.867	86.0	9:07.259	P
3	1:01.827	114.9	1:15.037	126.1	32.773	89.5	2:49.637		6	47.901	116.1	1:14.428	127.8	31.595	87.5	2:33.924	

21 Bryant / Bryant (T2DV) — Chevrolet Camaro Z28

lap	Sect-1	Speed	Sect-2	Speed	Sect-3	Speed	Laptime	Pit	lap	Sect-1	Speed	Sect-2	Speed	Sect-3	Speed	Laptime	Pit
1	50.641	93.7	1:18.694	131.8	34.323	85.0	2:43.658		5	48.394	107.2	3:06.345	91.4	36.799	74.7	4:31.538	P
2	48.851	109.7	1:17.791	123.8	36.316	75.7	2:42.958		6	58.633	86.8	1:28.251	89.0	43.527	49.0	3:10.411	
3	51.148	107.0	1:18.012	129.6	35.122	84.8	2:44.282		7	1:23.738	58.0	1:45.673	63.2	43.587	90.7	3:52.998	
4	48.647	106.5	1:17.484	124.7	34.791	86.1	2:40.922		8	45.748	128.3	1:13.291	137.0	33.018	91.2	2:32.057	

24 Robert Crofton (HTCI) — Datsun 240Z

lap	Sect-1	Speed	Sect-2	Speed	Sect-3	Speed	Laptime	Pit	lap	Sect-1	Speed	Sect-2	Speed	Sect-3	Speed	Laptime	Pit
1	53.866	105.8	1:20.327	116.1	35.956	86.0	2:50.149		5	47.630	114.3	1:15.540	125.0	33.262	86.8	2:36.432	
2	48.033	113.9	1:15.564	123.4	33.362	85.2	2:36.959		6	58.420	94.1	2:23.469	38.5	1:03.031	43.3	4:24.920	
3	58.664	76.8	1:29.230	89.1	36.692	83.4	3:04.586		7	1:22.305	47.9	1:45.851	67.9	39.646	80.8	3:47.802	
4	47.588	114.9	1:15.279	123.8	32.085	86.3	2:34.952		8	47.789	116.5	1:14.704	122.7	31.852	87.9	2:34.345	

28 Scott O'Donnell (T2C) — Ford Capri

lap	Sect-1	Speed	Sect-2	Speed	Sect-3	Speed	Laptime	Pit	lap	Sect-1	Speed	Sect-2	Speed	Sect-3	Speed	Laptime	Pit
1	53.386	108.4	1:23.257	121.8	35.946	76.7	2:52.589		5	54.186	96.3	3:30.677	120.3	36.826	82.5	5:01.689	P
2	52.691	98.7	1:22.355	122.0	36.553	77.5	2:51.599		6	56.847	79.6	1:27.635	87.6	39.087	82.4	3:03.569	
3	51.517	106.0	1:22.441	121.4	35.178	81.3	2:49.136		7	59.195	59.0	1:37.512	64.3	44.843	84.7	3:21.550	
4	50.455	109.3	1:25.128	96.6	38.535	76.9	2:54.118		8	48.735	110.6	1:19.968	124.5	33.515	85.2	2:42.218	

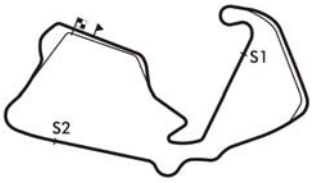

Session Start: 12:54:46 - Finish: 13:21:51
Weather/Track Conditions: Overcast / Dry
Circuit: Silverstone Grand Prix Wing Nat Pits
Track Length: 5.891 Km - 3.6605 miles
Printed: 20-07-2018 - 13:31

MST
Results: www.mstworld.com. Live Timing: https://livetiming.getraceresults.com/mst. Email: timing@mstworld.com

Silverstone Classic - 20 - 22 Jul 2018

Historic Touring Car Challenge

Qualifying for Race 16 - Sector Analysis

31 Ely / Wood (H1B) — BMW 2000

lap	Sect-1	Speed	Sect-2	Speed	Sect-3	Speed	Laptime	Pit	lap	Sect-1	Speed	Sect-2	Speed	Sect-3	Speed	Laptime	Pit
1	50.066	111.3	1:16.933	120.1	32.958	88.0	2:39.957		6	48.654	115.5	3:01.300	116.9	35.236	78.6	4:25.190	P
2	48.372	113.0	1:16.398	121.1	33.263	84.8	2:38.033		7	51.032	108.6	1:20.170	118.1	34.076	80.8	2:45.278	
3	48.500	113.2	1:16.693	117.3	33.623	87.9	2:38.816		8	49.534	109.7	1:24.553	109.5	47.108	82.4	3:01.195	
4	48.325	116.3	1:16.795	119.8	33.046	86.2	2:38.166		9	50.929	101.7	1:17.900	120.7	33.455	84.9	2:42.284	
5	47.494	114.3	1:16.763	119.2	33.166	88.4	2:37.423		10								

32 Jim McLoughlin (T2CV) — Ford Capri

lap	Sect-1	Speed	Sect-2	Speed	Sect-3	Speed	Laptime	Pit	lap	Sect-1	Speed	Sect-2	Speed	Sect-3	Speed	Laptime	Pit

33 Lindsay / Wyndham (T2CV) — Ford Capri

lap	Sect-1	Speed	Sect-2	Speed	Sect-3	Speed	Laptime	Pit	lap	Sect-1	Speed	Sect-2	Speed	Sect-3	Speed	Laptime	Pit
1	49.344	110.6	1:18.228	125.4	34.139	85.1	2:41.711		5	49.494	108.4	1:19.544	126.1	35.100	78.9	2:44.138	
2	48.652	108.1	1:17.322	126.1	34.798	72.2	2:40.772		6	56.253	82.6	1:55.333	36.9	59.627	51.4	3:51.213	
3	53.397	98.4	2:32.193	120.5	35.871	84.8	4:01.461	P	7	1:26.737	61.5	1:41.562	64.7	43.153	84.8	3:51.452	
4	49.505	107.5	1:19.646	125.0	34.541	85.5	2:43.692		8	49.923	109.1	1:19.173	123.4	35.914	86.2	2:45.010	

41 George Pochciol (T2CV) — Ford Capri

lap	Sect-1	Speed	Sect-2	Speed	Sect-3	Speed	Laptime	Pit	lap	Sect-1	Speed	Sect-2	Speed	Sect-3	Speed	Laptime	Pit
1	54.330	105.2	1:23.324	120.9	36.122	81.3	2:53.776		5	50.896	95.6	1:20.138	124.5	35.485	76.2	2:46.519	
2	51.128	109.3	1:22.071	117.9	35.630	80.0	2:48.829		6	57.206	78.8	1:57.756	34.0	59.997	46.8	3:54.959	
3	51.084	109.8	1:21.675	121.8	34.948	83.4	2:47.707		7	1:26.158	61.6	1:42.689	68.5	42.285	78.0	3:51.132	
4	49.845	113.9	1:20.082	125.4	34.758	83.7	2:44.685		8	50.138	113.9	1:20.790	120.5	34.400	84.1	2:45.328	

42 Paul Chase-Gardener (T2CV) — Ford Capri

lap	Sect-1	Speed	Sect-2	Speed	Sect-3	Speed	Laptime	Pit	lap	Sect-1	Speed	Sect-2	Speed	Sect-3	Speed	Laptime	Pit
1	51.300	108.1	1:20.453	120.7	34.830	80.3	2:46.583		5	50.187	105.5	1:20.945	120.7	34.484	82.1	2:45.616	
2	50.233	107.4	1:21.282	119.4	34.592	78.4	2:46.107		6	51.544	97.7	1:31.418	108.6	36.463	77.8	2:59.425	
3	50.301	107.4	1:19.730	121.6	34.105	80.9	2:44.136		7	54.939	88.2	5:22.532	83.8	36.104	83.2	6:53.575	P
4	50.196	108.6	1:20.549	119.6	35.192	75.8	2:45.937		8	49.926	107.2	1:20.717	120.5	34.373	81.6	2:45.016	

43 Guest / Guest (H3BV) — Alfa Romeo GTV6

lap	Sect-1	Speed	Sect-2	Speed	Sect-3	Speed	Laptime	Pit	lap	Sect-1	Speed	Sect-2	Speed	Sect-3	Speed	Laptime	Pit
1	55.080	99.3	1:23.900	112.4	37.294	83.6	2:56.274		5	49.719	98.0	1:34.110	108.4	37.457	72.9	3:01.286	
2	50.822	107.0	1:20.277	113.0	35.720	83.4	2:46.819		6	55.487	95.6	1:28.779	93.1	38.628	73.1	3:02.894	
3	51.288	103.4	2:55.257	113.4	36.060	74.4	4:22.605	P	7	1:00.085	61.7	1:36.923	63.6	43.068	79.6	3:20.076	
4	51.524	104.9	1:26.162	91.4	35.716	84.0	2:53.402		8	51.972	109.5	1:21.173	118.1	34.110	83.9	2:47.255	

44 Morris / Shephard (T2AV) — Volkswagen Golf GTi Mk1

lap	Sect-1	Speed	Sect-2	Speed	Sect-3	Speed	Laptime	Pit	lap	Sect-1	Speed	Sect-2	Speed	Sect-3	Speed	Laptime	Pit
1	48.944	110.0	1:19.299	117.1	35.429	83.5	2:43.672		5	50.483	114.7	2:45.191	116.5	34.216	79.8	4:09.890	P
2	49.164	111.8	1:18.704	117.9	34.143	79.9	2:42.011		6	55.529	95.1	2:17.047	38.0	1:03.434	39.7	4:16.010	
3	49.346	112.2	1:21.550	115.9	33.719	83.1	2:44.615		7	1:22.927	56.4	1:44.543	74.2	39.365	87.2	3:46.835	
4	48.350	111.8	1:18.114	118.1	33.670	79.7	2:40.134		8	47.987	115.3	1:17.020	117.1	33.004	87.3	2:38.011	

53 Luck / Champkin (H2BV) — BMW 320

lap	Sect-1	Speed	Sect-2	Speed	Sect-3	Speed	Laptime	Pit	lap	Sect-1	Speed	Sect-2	Speed	Sect-3	Speed	Laptime	Pit
1	51.780	109.7	1:18.108	120.7	33.770	86.2	2:43.658		5	50.100	109.5	3:05.308	92.4	36.607	74.9	4:32.015	P
2	49.633	113.2	1:19.613	119.8	33.452	85.0	2:42.698		6	58.824	81.8	1:28.213	86.9	43.181	46.6	3:10.218	
3	52.615	108.9	1:17.693	123.4	33.745	84.7	2:44.053		7	1:23.928	55.5	1:45.873	62.9	41.109	82.3	3:50.910	
4	49.765	113.4	1:17.362	121.8	33.776	85.2	2:40.903		8	50.051	114.5	1:16.922	122.7	33.716	84.3	2:40.689	

60 Wright / Coyne (HTCI) — Ford Sierra Cosworth RS500

lap	Sect-1	Speed	Sect-2	Speed	Sect-3	Speed	Laptime	Pit	lap	Sect-1	Speed	Sect-2	Speed	Sect-3	Speed	Laptime	Pit
1	44.245	128.3	1:10.450	141.9	31.680	86.5	2:26.375		3	43.746	131.6	1:11.322	120.3	31.988	89.0	2:27.056	
2	53.892	121.1	1:10.829	144.9	30.905	96.9	2:35.626		4	44.422	132.4	1:09.541	146.2	41.511	46.7	2:35.474	

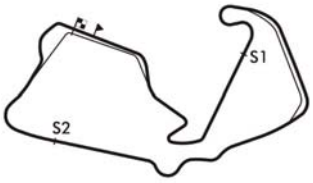

Session Start: 12:54:46 - Finish: 13:21:51
Weather/Track Conditions: Overcast / Dry
Circuit: Silverstone Grand Prix Wing Nat Pits
Track Length: 5.891 Km - 3.6605 miles
Printed: 20-07-2018 - 13:31

MST
Results: www.mstworld.com. Live Timing: https://livetiming.getraceresults.com/mst. Email: timing@mstworld.com

Silverstone Classic - 20 - 22 Jul 2018

Historic Touring Car Challenge

Qualifying for Race 16 - Sector Analysis

61 Mark Roberts (T2AV) — Ford Fiesta

lap	Sect-1	Speed	Sect-2	Speed	Sect-3	Speed	Laptime	Pit	lap	Sect-1	Speed	Sect-2	Speed	Sect-3	Speed	Laptime	Pit
1	52.766	100.0	1:21.713	108.6	43.227	64.6	2:57.706		6	50.713	101.4	1:26.609	94.3	37.596	79.5	2:54.918	
2	54.152	100.6	1:22.515	107.7	35.171	76.2	2:51.838		7	57.633	72.6	1:27.711	99.9	37.941	77.6	3:03.285	
3	53.170	99.7	1:22.745	108.4	34.684	78.2	2:50.599		8	1:00.650	54.2	1:36.859	66.2	49.524	80.2	3:27.033	
4	50.444	100.6	1:20.659	108.6	34.374	78.4	2:45.477		9	50.137	101.2	1:21.059	109.3	34.315	81.5	2:45.511	
5	51.940	100.8	1:20.735	109.1	34.287	76.9	2:46.962		10								

63 Mark Burnett (T2A) — Austin Mini 1275GT

lap	Sect-1	Speed	Sect-2	Speed	Sect-3	Speed	Laptime	Pit	lap	Sect-1	Speed	Sect-2	Speed	Sect-3	Speed	Laptime	Pit
1	52.531	105.2	1:19.253	112.4	34.490	80.1	2:46.274		3	49.660	106.2	1:21.165	112.8	33.967	83.0	2:44.792	
2	49.685	106.9	1:19.143	113.6	35.198	82.8	2:44.026		4	49.872	105.5	5:09.496	90.1	40.576	66.9	6:39.944	P

66 Whale / Whale (H3BV) — BMW M3 E30

lap	Sect-1	Speed	Sect-2	Speed	Sect-3	Speed	Laptime	Pit	lap	Sect-1	Speed	Sect-2	Speed	Sect-3	Speed	Laptime	Pit
1	45.085	121.8	1:10.456	132.9	30.139	98.4	2:25.680		4	46.178	100.0	2:56.679	132.9	31.088	95.5	4:13.945	P
2	42.630	124.0	1:08.959	133.2	30.016	97.9	2:21.605		5	44.954	124.0	1:11.472	132.4	30.596	97.4	2:27.022	
3	43.144	124.5	1:08.895	134.5	29.828	98.1	2:21.867		6	44.876	124.3	1:20.583	92.4	36.611	81.2	2:42.070	

68 David Tomlin (H2BV) — Ford RS1800

lap	Sect-1	Speed	Sect-2	Speed	Sect-3	Speed	Laptime	Pit	lap	Sect-1	Speed	Sect-2	Speed	Sect-3	Speed	Laptime	Pit
1	46.140	117.1	1:12.858	127.3	31.419	92.2	2:30.417		3	44.310	121.4	1:11.716	128.8	30.409	93.1	2:26.435	
2	44.702	119.4	1:11.939	128.1	30.647	92.7	2:27.288		4								

72 Brooks / Caine (T2A) — Austin Mini 1275GT

lap	Sect-1	Speed	Sect-2	Speed	Sect-3	Speed	Laptime	Pit	lap	Sect-1	Speed	Sect-2	Speed	Sect-3	Speed	Laptime	Pit
1	51.757	100.8	1:20.683	109.1	34.237	81.4	2:46.677		5	55.262	80.4	1:27.488	88.2	38.507	74.9	3:01.257	
2	55.694	85.7	1:21.258	108.2	34.412	81.4	2:51.364		6	1:14.981	72.7	2:15.433	80.2	41.770	82.8	4:12.184	
3	Out			100.2	35.658	79.4	4:09.979		7	49.620	102.0	1:18.344	111.3	33.293	83.6	2:41.257	
4	3:56.960	87.6	1:28.743	106.7	35.246	82.0	6:00.949		8								

74 Bruce / Harvey (T2CV) — Rover SD1

lap	Sect-1	Speed	Sect-2	Speed	Sect-3	Speed	Laptime	Pit	lap	Sect-1	Speed	Sect-2	Speed	Sect-3	Speed	Laptime	Pit
1	48.593	108.6	1:18.350	124.7	37.156	75.8	2:44.099		5	47.356	115.9	1:16.535	123.6	33.605	69.1	2:37.496	
2	50.906	110.0	1:18.161	124.7	34.600	79.0	2:43.667		6	58.981	75.6	1:49.070	34.7	1:03.345	51.1	3:51.396	
3	51.254	102.0	2:39.031	96.3	38.607	86.4	4:08.892	P	7	1:23.978	55.3	1:46.271	65.9	43.297	85.2	3:53.546	
4	48.112	112.0	1:17.305	125.2	33.569	86.7	2:38.986		8	47.425	115.7	1:15.908	125.7	33.107	85.0	2:36.440	

77 Allen / Roberts (T1BV) — Alfa Romeo 2000 GTV

lap	Sect-1	Speed	Sect-2	Speed	Sect-3	Speed	Laptime	Pit	lap	Sect-1	Speed	Sect-2	Speed	Sect-3	Speed	Laptime	Pit
1	55.028	99.6	1:27.985	108.6	37.628	77.1	3:00.641		5	54.156	102.5	3:55.090	37.5	1:03.164	38.5	5:52.410	P
2	55.378	102.1	1:27.380	108.6	36.977	76.6	2:59.735		6	1:23.732	57.4	1:43.855	67.9	41.154	79.2	3:48.741	
3	53.941	101.1	1:26.007	108.9	36.748	76.7	2:56.696		7	52.919	93.7	1:25.075	109.5	38.418	74.5	2:56.412	
4	53.030	103.4	1:25.915	109.1	36.399	77.3	2:55.344		8								

84 Steve Jones (H4B) — BMW M3 E30

lap	Sect-1	Speed	Sect-2	Speed	Sect-3	Speed	Laptime	Pit	lap	Sect-1	Speed	Sect-2	Speed	Sect-3	Speed	Laptime	Pit
1	49.754	112.2	1:17.783	126.4	33.468	87.0	2:41.005		5	54.068	75.9	1:30.678	102.3	38.831	77.3	3:03.577	
2				126.1	33.276	86.3	2:37.270		6	56.050	91.8	3:37.178	108.8	36.542	71.3	5:09.770	
3	56.954	77.5	3:07.746	108.2	39.162		4:43.862		7	54.803	91.7	1:17.752	127.3	33.544	88.0	2:46.099	
4	48.695	114.7	1:17.148	126.1	34.256	87.6	2:40.099		8				125.9	32.759	88.4	2:36.148	

91 Clark / Shuckburgh (T2DV) — Chevrolet Camaro

lap	Sect-1	Speed	Sect-2	Speed	Sect-3	Speed	Laptime	Pit	lap	Sect-1	Speed	Sect-2	Speed	Sect-3	Speed	Laptime	Pit
1	47.859	119.4	1:16.992	133.4	35.545	85.0	2:40.396		5	50.053	97.3	1:16.884	126.1	37.378	88.7	2:44.315	
2	48.417	114.1	1:17.143	133.7	34.422	82.9	2:39.982		6	57.983	82.8	1:57.410	35.9	1:00.298	44.3	3:55.691	
3	47.838	120.9	3:12.290	108.8	35.770	86.7	4:35.898	P	7	1:26.199	57.6	1:42.844	67.4	41.695	88.6	3:50.738	
4	49.518	103.6	1:18.351	126.4	34.159	87.5	2:42.028		8								

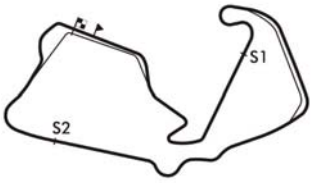

Session Start: 12:54:46 - Finish: 13:21:51
Weather/Track Conditions: Overcast / Dry
Circuit: Silverstone Grand Prix Wing Nat Pits
Track Length: 5.891 Km - 3.6605 miles
Printed: 20-07-2018 - 13:31

MST
Results: www.mstworld.com. Live Timing: https://livetiming.getraceresults.com/mst. Email: timing@mstworld.com

Silverstone Classic - 20 - 22 Jul 2018

Historic Touring Car Challenge

Qualifying for Race 16 - Sector Analysis

101 Thomas/Lockie (HTCI) — Ford Sierra Cosworth RS500

lap	Sect-1	Speed	Sect-2	Speed	Sect-3	Speed	Laptime	Pit	lap	Sect-1	Speed	Sect-2	Speed	Sect-3	Speed	Laptime	Pit
1	49.388	107.7	1:12.167	144.3	31.201	96.3	2:32.756		5	52.474	82.8	2:46.833	98.3	37.875	69.3	4:17.182	P
2	44.759	131.8	1:11.098	144.9	31.404	86.8	2:27.261		6	56.630	91.8	2:17.353	37.8	1:03.313	43.0	4:17.296	
3				95.1	37.111	90.8	2:43.673		7	1:22.116	61.2	1:45.458	72.9	39.161	91.3	3:46.735	
4	44.212	136.7	1:09.512	144.0	30.724	96.7	2:24.448		8	44.300	134.2	1:09.195	141.9	30.600	96.5	2:24.095	

111 Stanford/Stanford (H4B) — BMW E30 M3

lap	Sect-1	Speed	Sect-2	Speed	Sect-3	Speed	Laptime	Pit	lap	Sect-1	Speed	Sect-2	Speed	Sect-3	Speed	Laptime	Pit
1	47.584	107.5	1:14.978	127.1	31.697	94.0	2:34.259		6	48.419	106.4	1:26.112	101.1	36.977	80.8	2:51.508	
2	45.181	119.8	1:12.583	129.8	31.175	94.5	2:28.939		7	56.655	94.1	1:27.664	92.8	38.728	80.6	3:03.047	
3	44.794	120.5	1:12.317	130.6	31.231	88.4	2:28.342		8	1:00.025	60.1	1:37.634	64.5	42.669	80.9	3:20.328	
4	47.234	107.7	2:57.538	128.3	32.611	87.3	4:17.383	P	9	51.775	100.9	1:18.266	128.6	32.727	84.4	2:42.768	
5	46.850	117.3	1:14.335	130.3	31.938	91.6	2:33.123		10								

112 Ben Gill (H2BV) — Ford Escort Mk1

lap	Sect-1	Speed	Sect-2	Speed	Sect-3	Speed	Laptime	Pit	lap	Sect-1	Speed	Sect-2	Speed	Sect-3	Speed	Laptime	Pit
1	54.435	98.5	1:14.936	131.3	31.735	92.7	2:41.106		6	46.063	112.2	1:27.199	85.2	39.584	65.6	2:52.846	
2	44.848	119.0	1:12.947	131.3	31.304	91.3	2:29.099		7	58.378	84.0	1:27.851	91.8	44.674	47.3	3:10.903	
3	48.517	107.4	1:15.519	122.5	33.275	88.7	2:37.311		8	1:23.764	55.4	2:37.536	79.3	41.800	85.4	4:43.100	P
4	44.862	123.8	1:14.803	120.9	33.919	79.7	2:33.584		9	45.190	112.8	1:24.462	89.6	37.256	87.5	2:46.908	
5	45.931	118.8	1:16.842	90.9	35.796	91.1	2:38.569		10								

117 McKay/Allam (T2CV) — Ford Capri

lap	Sect-1	Speed	Sect-2	Speed	Sect-3	Speed	Laptime	Pit	lap	Sect-1	Speed	Sect-2	Speed	Sect-3	Speed	Laptime	Pit
1	56.010	102.1	1:25.217	118.1	39.140	73.9	3:00.367		5	49.852	111.8	1:25.031	109.3	37.065	77.2	2:51.948	
2	54.636	96.0	1:25.988	123.4	37.334	70.0	2:57.958		6	54.657	89.5	1:28.706	97.4	38.066	69.2	3:01.429	
3	53.256	103.6	1:23.919	119.2	36.829	75.7	2:54.004		7	1:19.026	66.7	1:43.902	64.0	42.419	82.0	3:45.347	
4	54.255	104.7	2:55.351	122.9	35.193	81.1	4:24.799		8	49.926	113.7	1:18.100	125.9	33.752	83.3	2:41.778	

120 Keen/McAlpine (H2C) — Ford Capri

lap	Sect-1	Speed	Sect-2	Speed	Sect-3	Speed	Laptime	Pit	lap	Sect-1	Speed	Sect-2	Speed	Sect-3	Speed	Laptime	Pit
1	53.121	100.3	1:19.638	116.3	34.988	83.8	2:47.747		5	48.515	94.8	1:32.667	106.4	37.291	75.4	2:58.473	
2	51.530	100.2	1:20.235	113.4	37.340	78.4	2:49.105		6	56.048	93.1	1:28.269	93.7	38.631	80.0	3:02.948	
3	52.062	98.8	3:40.621	120.9	34.124	86.8	5:06.807	P	7	1:00.135	60.5	1:37.493	67.6	41.878	86.1	3:19.506	
4	47.929	113.9	1:18.499	123.8	33.804	86.4	2:40.232		8	51.943	106.5	1:22.530	105.0	35.837	80.5	2:50.310	

123 Wood/Morgan (H2CV) — Ford Capri

lap	Sect-1	Speed	Sect-2	Speed	Sect-3	Speed	Laptime	Pit	lap	Sect-1	Speed	Sect-2	Speed	Sect-3	Speed	Laptime	Pit
1	47.076	115.3	1:15.410	137.8	33.195	94.8	2:35.681		6	44.425	119.4	1:10.376	142.2	30.828	93.5	2:25.629	
2	45.329	121.6	1:11.105	140.7	31.454	95.8	2:27.888		7	58.015	78.1	5:00.016	114.1	33.519	92.2	6:31.550	P
3	47.221	113.2	1:11.153	138.7	31.073	96.7	2:29.447		8	45.755	102.6	1:17.512	124.0	39.065	85.7	2:42.332	
4	44.420	114.9	1:10.436	139.5	30.819	96.5	2:25.675		9	45.219	114.3	1:12.065	139.8	31.644	96.3	2:28.928	
5	44.921	114.3	1:12.512	133.2	31.731	97.4	2:29.164		10								

127 Strachan/Wrigley (H3CV) — Rover SD1

lap	Sect-1	Speed	Sect-2	Speed	Sect-3	Speed	Laptime	Pit	lap	Sect-1	Speed	Sect-2	Speed	Sect-3	Speed	Laptime	Pit
1							2:49.869		2								

140 Mark Wilson (T2A) — Volkswagen Golf GTi

lap	Sect-1	Speed	Sect-2	Speed	Sect-3	Speed	Laptime	Pit	lap	Sect-1	Speed	Sect-2	Speed	Sect-3	Speed	Laptime	Pit
1	55.531	92.7	1:26.756	105.7	36.275	78.1	2:58.562		5	51.707	101.5	1:21.754	106.9	36.238	75.3	2:49.699	
2	53.999	99.6	1:23.413	107.4	36.474	77.1	2:53.886		6	58.660	82.2	1:57.669	38.7	1:01.301	40.1	3:57.630	
3	52.189	101.4	1:23.095	107.7	34.875	80.5	2:50.159		7	1:25.926	57.5	1:42.962	60.0	40.718	79.6	3:49.606	
4	51.856	100.9	1:20.817	109.8	34.484	79.4	2:47.157		8	51.936	96.4	1:25.662	107.7	36.078	80.2	2:53.676	

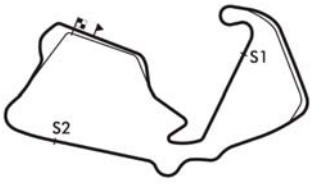

Session Start: 12:54:46 - Finish: 13:21:51
Weather/Track Conditions: Overcast / Dry
Circuit: Silverstone Grand Prix Wing Nat Pits
Track Length: 5.891 Km - 3.6605 miles
Printed: 20-07-2018 - 13:31

MST
Results: www.mstworld.com. Live Timing: https://livetiming.getraceresults.com/mst. Email: timing@mstworld.com

Silverstone Classic - 20 - 22 Jul 2018

Historic Touring Car Challenge

Qualifying for Race 16 - Sector Analysis

144 Pochciol / Hanson (H2C) — Jaguar XJ12C Broadspeed

lap	Sect-1	Speed	Sect-2	Speed	Sect-3	Speed	Laptime	Pit
1	43.558	121.6	1:09.491	147.5	31.800	88.7	2:24.849	
2	43.301	121.6	1:09.385	142.2	31.615	90.6	2:24.301	
3	43.910	123.6	1:10.706	145.3	31.073	93.6	2:25.689	
4	44.459	115.3	4:02.003	135.3	33.625	85.5	5:20.087	P
5	56.840	46.7	2:40.666	38.9	1:01.471	36.5	4:38.977	P
6	1:24.519	61.5	1:44.560	59.2	40.603	84.8	3:49.682	
7	49.495	110.2	1:14.644	129.8	33.257	90.5	2:37.396	
8								

151 Bill Cutler (H2C) — BMW M535i

lap	Sect-1	Speed	Sect-2	Speed	Sect-3	Speed	Laptime	Pit
1	51.518	110.9	1:18.423	121.1	37.527	78.1	2:47.468	
2	49.723	114.9	1:18.086	121.8	33.815	88.1	2:41.624	
3	48.219	114.7	1:17.474	121.4	33.778	87.2	2:39.471	
4	47.844	115.1	1:17.219	123.4	33.908	87.2	2:38.971	
5	48.194	115.3	1:18.637	123.1	33.817	85.7	2:40.648	
6	48.994	91.6	4:02.745	96.4	37.847	63.6	5:29.586	P
7	1:19.013	62.0	1:44.215	64.8	43.221	80.9	3:46.449	
8	49.036	112.2	1:17.327	122.0	33.256	86.1	2:39.619	

181 Malcolm Harding (H2BV) — Ford Escort Mk2 Zakspeed

lap	Sect-1	Speed	Sect-2	Speed	Sect-3	Speed	Laptime	Pit
1	49.666	110.7	1:15.903	123.6	34.911	89.7	2:40.480	
2	47.939	115.3	1:16.370	119.4	33.613	79.7	2:37.922	
3	48.734	113.4	1:17.415	124.0	32.869	91.3	2:39.018	
4	46.650	116.9	1:17.497	124.7	33.337	90.5	2:37.484	
5	47.927	115.1	1:16.220	119.2	34.261	88.2	2:38.408	
6	57.780	60.0	5:41.031	106.4	36.511	77.6	7:15.322	P
7	54.554	98.0	1:17.438	126.4	33.377	92.1	2:45.369	
8	46.583	114.5	1:14.609	123.4	33.142	91.7	2:34.334	

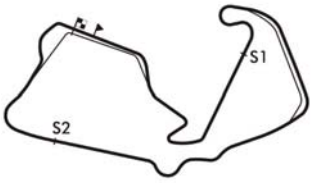

Session Start: 12:54:46 - Finish: 13:21:51
Weather/Track Conditions: Overcast / Dry
Circuit: Silverstone Grand Prix Wing Nat Pits
Track Length: 5.891 Km - 3.6605 miles
Printed: 20-07-2018 - 13:31

MST
Results: www.mstworld.com. Live Timing: https://livetiming.getraceresults.com/mst. Email: timing@mstworld.com

Silverstone Classic - 20 - 22 Jul 2018

Historic Touring Car Challenge

Qualifying for Race 16 - Best Sector Times

	SECTOR 1			SECTOR 2			SECTOR 3		
	NO	TIME	LAP	NO	TIME	LAP	NO	TIME	LAP
1	66	42.630	2	66	1:08.895	3	66	29.828	3
2	144	43.301	2	101	1:09.195	8	68	30.409	3
3	60	43.746	3	144	1:09.385	2	16	30.503	3
4	16	44.061	4	60	1:09.541	4	10	30.552	3
5	10	44.110	9	10	1:09.605	9	101	30.600	8
6	101	44.212	4	123	1:10.376	6	123	30.819	4
7	68	44.310	3	16	1:11.258	8	5	30.847	2
8	123	44.420	4	68	1:11.716	3	60	30.905	2
9	5	44.731	5	111	1:12.317	3	144	31.073	3
10	111	44.794	3	112	1:12.947	2	111	31.175	2
11	112	44.848	2	5	1:12.950	3	112	31.304	2
12	20	45.083	2	6	1:13.166	8	6	31.457	8
13	6	45.520	5	18	1:13.227	4	20	31.595	6
14	21	45.748	8	21	1:13.291	8	4	31.609	8
15	4	45.926	4	4	1:14.208	2	24	31.852	8
16	18	46.062	4	20	1:14.428	6	11	32.269	1
17	11	46.333	2	181	1:14.609	8	18	32.450	3
18	181	46.583	8	24	1:14.704	8	84	32.759	8
19	12	47.210	9	12	1:15.001	9	12	32.774	9
20	74	47.356	5	74	1:15.908	8	181	32.869	3
21	7	47.432	2	11	1:16.023	1	31	32.958	1
22	31	47.494	5	31	1:16.398	2	44	33.004	8
23	24	47.588	4	15	1:16.535	2	21	33.018	8
24	91	47.838	3	91	1:16.884	5	74	33.107	8
25	151	47.844	4	53	1:16.922	8	15	33.218	5
26	120	47.929	4	44	1:17.020	8	151	33.256	8
27	15	47.970	2	84	1:17.148	4	72	33.293	7
28	44	47.987	8	151	1:17.219	4	53	33.452	2
29	33	48.652	2	33	1:17.322	2	28	33.515	8
30	84	48.695	4	3	1:17.880	4	117	33.752	8
31	28	48.735	8	117	1:18.100	8	120	33.804	4
32	3	48.917	5	72	1:18.344	7	63	33.967	3
33	72	49.620	7	120	1:18.499	4	3	33.992	4
34	53	49.633	2	63	1:19.143	2	42	34.105	3
35	63	49.660	3	9	1:19.335	7	43	34.110	8
36	43	49.719	5	42	1:19.730	3	33	34.139	1
37	41	49.845	4	28	1:19.968	8	91	34.159	4
38	117	49.852	5	41	1:20.082	4	1	34.162	8
39	42	49.926	8	43	1:20.277	2	7	34.203	1
40	61	50.137	9	61	1:20.659	4	61	34.287	5
41	9	50.797	4	14	1:20.692	2	41	34.400	8
42	14	51.298	8	140	1:20.817	4	140	34.484	4
43	140	51.707	5	1	1:21.893	8	9	34.795	7
44	1	52.452	8	77	1:25.075	7	77	36.399	4
45	77	52.919	7	7			14	36.438	2
46	32			32			32		
47	81			81			81		

IDEAL / BEST LAP COMPARISON

NO	NAME	BEST	IN	IDEAL	DIFF
66	Whale/Whale	2:21.605	2	2:21.353	+0.252
101	Thomas/Lockie	2:24.095	8	2:24.007	+0.088
144	Pochciol/Hanson	2:24.301	2	2:23.759	+0.542
10	Smith/Moulton-Smitl	2:24.526	9	2:24.267	+0.259
123	Wood/Morgan	2:25.629	6	2:25.615	+0.014
16	Steve Dance	2:26.108	4	2:25.822	+0.286
60	Wright/Coyne	2:26.375	1	2:24.192	+2.183
68	David Tomlin	2:26.435	3	2:26.435	+0.000
111	Stanford/Stanford	2:28.342	3	2:28.286	+0.056
5	Linfoot/Jones	2:28.773	3	2:28.528	+0.245
112	Ben Gill	2:29.099	2	2:29.099	+0.000
6	Tom Houlbrook	2:31.436	8	2:30.143	+1.293
20	Clarke/Jackson	2:31.846	2	2:31.106	+0.740
21	Bryant/Bryant	2:32.057	8	2:32.057	+0.000
18	Marc Devis	2:32.064	4	2:31.739	+0.325
4	Williams/Williams	2:32.581	4	2:31.743	+0.838
181	Malcolm Harding	2:34.334	8	2:34.061	+0.273
24	Robert Crofton	2:34.345	8	2:34.144	+0.201
12	Brindle/Greensall	2:34.985	9	2:34.985	+0.000
84	Steve Jones	2:36.148	8	2:38.602	+-2.454
74	Bruce/Harvey	2:36.440	8	2:36.371	+0.069
31	Ely/Wood	2:37.423	5	2:36.850	+0.573
15	John Spiers	2:37.920	2	2:37.723	+0.197
44	Morris/Shephard	2:38.011	8	2:38.011	+0.000
7	Patrick Watts	2:38.384	1		+
11	Wakeman/Blakeney	2:38.889	1	2:34.625	+4.264
151	Bill Cutler	2:38.971	4	2:38.319	+0.652
91	Clark/Shuckburgh	2:39.982	2	2:38.881	+1.101
120	Keen/McAlpine	2:40.232	4	2:40.232	+0.000
53	Luck/Champkin	2:40.689	8	2:40.007	+0.682
33	Lindsay/Wyndham	2:40.772	2	2:40.113	+0.659
72	Brooks/Caine	2:41.257	7	2:41.257	+0.000
3	Overington/Stevens	2:41.286	4	2:40.789	+0.497
117	McKay/Allam	2:41.778	8	2:41.704	+0.074
28	Scott O'Donnell	2:42.218	8	2:42.218	+0.000
63	Mark Burnett	2:44.026	2	2:42.770	+1.256
42	Paul Chase-Garden	2:44.136	3	2:43.761	+0.375
41	George Pochciol	2:44.685	4	2:44.327	+0.358
9	Mallett/Rowley	2:45.119	7	2:44.927	+0.192
61	Mark Roberts	2:45.477	4	2:45.083	+0.394
43	Guest/Guest	2:46.819	2	2:44.106	+2.713
140	Mark Wilson	2:47.157	4	2:47.008	+0.149
1	Galliers-Pratt/Cusso	2:48.507	8	2:48.507	+0.000
14	Paul Clayson	2:48.751	2	2:48.428	+0.323
127	Strachan/Wrigley	2:49.869	1		+
77	Allen/Roberts	2:55.344	4	2:54.393	+0.951
32	Jim McLoughlin				+

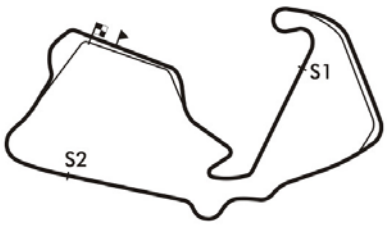

Session Start: 12:54:46 - Finish: 13:21:51
Weather/Track Conditions: Overcast / Dry
Circuit: Silverstone Grand Prix Wing Nat Pits
Track Length: 5.891 Km - 3.6605 miles

Printed: 20-07-2018 - 13:31

Silverstone Classic - 20 - 22 Jul 2018

Historic Touring Car Challenge

Qualifying for Race 16 - Best Sector Times

48	127	127	127

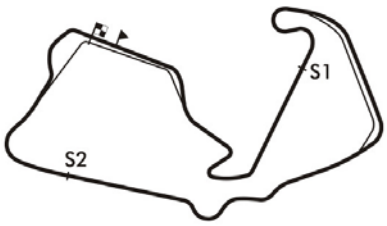

Session Start: 12:54:46 - Finish: 13:21:51
Weather/Track Conditions: Overcast / Dry
Circuit: Silverstone Grand Prix Wing Nat Pits
Track Length: 5.891 Km - 3.6605 miles

Printed: 20-07-2018 - 13:31

Silverstone Classic - 20 - 22 Jul 2018

Historic Touring Car Challenge

Qualifying for Race 16 - Best Sector Speeds

	NO	SECTOR 1	MPH	NO	SECTOR 2	MPH	NO	SECTOR 3	MPH
1	101	Thomas/Lockie	136.7	144	Pochciol/Hanson	147.5	66	Whale/Whale	98.4
2	60	Wright/Coyne	132.4	60	Wright/Coyne	146.2	123	Wood/Morgan	97.4
3	21	Bryant/Bryant	128.3	101	Thomas/Lockie	144.9	60	Wright/Coyne	96.9
4	10	Smith/Moulton-Smith	125.7	123	Wood/Morgan	142.2	101	Thomas/Lockie	96.7
5	16	Steve Dance	125.4	18	Marc Devis	139.2	7	Patrick Watts	95.9
6	18	Marc Devis	125.4	21	Bryant/Bryant	137.0	16	Steve Dance	95.8
7	66	Whale/Whale	124.5	5	Linfoot/Jones	135.8	10	Smith/Moulton-Smith	95.5
8	112	Ben Gill	123.8	10	Smith/Moulton-Smith	135.3	144	Pochciol/Hanson	95.0
9	144	Pochciol/Hanson	123.6	66	Whale/Whale	134.5	111	Stanford/Stanford	94.5
10	5	Linfoot/Jones	122.2	16	Steve Dance	133.7	6	Tom Houlbrook	94.2
11	68	David Tomlin	122.0	91	Clark/Shuckburgh	133.7	18	Marc Devis	93.2
12	123	Wood/Morgan	121.6	112	Ben Gill	131.3	5	Linfoot/Jones	93.1
13	91	Clark/Shuckburgh	120.9	6	Tom Houlbrook	131.1	20	Clarke/Jackson	93.1
14	6	Tom Houlbrook	120.5	111	Stanford/Stanford	130.6	68	David Tomlin	93.1
15	111	Stanford/Stanford	120.5	11	Wakeman/Blakeney-Edward	128.8	112	Ben Gill	92.7
16	7	Patrick Watts	119.2	68	David Tomlin	128.8	181	Malcolm Harding	92.1
17	15	John Spiers	118.8	12	Brindle/Greensall	128.6	21	Bryant/Bryant	91.2
18	11	Wakeman/Blakeney-Edward	117.5	15	John Spiers	128.3	12	Brindle/Greensall	90.4
19	181	Malcolm Harding	116.9	20	Clarke/Jackson	127.8	11	Wakeman/Blakeney-Edward	90.2
20	24	Robert Crofton	116.5	7	Patrick Watts	127.3	91	Clark/Shuckburgh	88.7
21	4	Williams/Williams	116.3	84	Steve Jones	127.3	4	Williams/Williams	88.4
22	31	Ely/Wood	116.3	181	Malcolm Harding	126.4	31	Ely/Wood	88.4
23	20	Clarke/Jackson	116.1	33	Lindsay/Wyndham	126.1	84	Steve Jones	88.4
24	74	Bruce/Harvey	115.9	117	McKay/Allam	125.9	151	Bill Cutler	88.1
25	12	Brindle/Greensall	115.7	4	Williams/Williams	125.7	24	Robert Crofton	87.9
26	44	Morris/Shephard	115.3	74	Bruce/Harvey	125.7	44	Morris/Shephard	87.3
27	151	Bill Cutler	115.3	41	George Pochciol	125.4	120	Keen/McAlpine	86.8
28	84	Steve Jones	114.7	1	Galliers-Pratt/Cussons	125.0	74	Bruce/Harvey	86.7
29	53	Luck/Champkin	114.5	24	Robert Crofton	125.0	15	John Spiers	86.4
30	3	Overington/Stevens	114.3	28	Scott O'Donnell	124.5	33	Lindsay/Wyndham	86.2
31	41	George Pochciol	113.9	3	Overington/Stevens	124.0	53	Luck/Champkin	86.2
32	120	Keen/McAlpine	113.9	120	Keen/McAlpine	123.8	9	Mallett/Rowley	86.0
33	117	McKay/Allam	113.7	53	Luck/Champkin	123.4	1	Galliers-Pratt/Cussons	85.4
34	9	Mallett/Rowley	110.9	151	Bill Cutler	123.4	28	Scott O'Donnell	85.2
35	28	Scott O'Donnell	110.6	9	Mallett/Rowley	121.8	63	Mark Burnett	84.4
36	33	Lindsay/Wyndham	110.6	42	Paul Chase-Gardener	121.6	41	George Pochciol	84.1
37	43	Guest/Guest	109.5	31	Ely/Wood	121.1	43	Guest/Guest	84.0
38	42	Paul Chase-Gardener	108.6	43	Guest/Guest	118.1	72	Brooks/Caine	83.6
39	63	Mark Burnett	106.9	44	Morris/Shephard	118.1	117	McKay/Allam	83.3
40	14	Paul Clayson	106.5	14	Paul Clayson	116.9	42	Paul Chase-Gardener	83.2

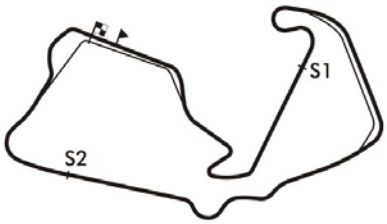

Session Start: 12:54:46 - Finish: 13:21:51
Weather/Track Conditions: Overcast / Dry
Circuit: Silverstone Grand Prix Wing Nat Pits
Track Length: 5.891 Km - 3.6605 miles
Printed: 20-07-2018 - 13:31

Silverstone Classic - 20 - 22 Jul 2018

Historic Touring Car Challenge

Qualifying for Race 16 - Best Sector Speeds

41	1	Galliers-Pratt/Cussons	105.2	63	Mark Burnett	113.6	3	Overington/Stevens	83.1
42	77	Allen/Roberts	103.4	72	Brooks/Caine	111.3	14	Paul Clayson	82.0
43	72	Brooks/Caine	102.0	140	Mark Wilson	109.8	61	Mark Roberts	81.5
44	140	Mark Wilson	101.5	77	Allen/Roberts	109.5	140	Mark Wilson	80.5
45	61	Mark Roberts	101.4	61	Mark Roberts	109.3	32	Jim McLoughlin	80.2
46	32	Jim McLoughlin	0.0	32	Jim McLoughlin	104.9	77	Allen/Roberts	79.2
47	81	Goff/Goff	0.0	81	Goff/Goff	0.0	81	Goff/Goff	0.0
48	127	Strachan/Wrigley	0.0	127	Strachan/Wrigley	0.0	127	Strachan/Wrigley	0.0

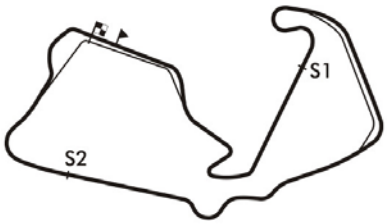

Session Start: 12:54:46 - Finish: 13:21:51
Weather/Track Conditions: Overcast / Dry
Circuit: Silverstone Grand Prix Wing Nat Pits
Track Length: 5.891 Km - 3.6605 miles
Printed: 20-07-2018 - 13:31

Silverstone Classic - 20 - 22 Jul 2018

Historic Touring Car Challenge

Race 16 - Starting Grid

Sheet No:

Start Time : 12:40 - Heat Duration : 45 Minutes

23	45	127	Hall / Wrigley	46	77	Allen / Roberts
22	43	1	Galliers-Pratt / Cussons	44	14	Paul Clayson
21	41	43	Guest / Guest	42	140	Mark Wilson
20	39	9	Mallett / Rowley	40	61	Mark Roberts
19	37	42	Paul Chase-Gardener	38	41	George Pochciol
18	35	28	O'Donnell / Lyons	36	63	Mark Burnett
17	33	3	Overington / Stevens	34	117	McKay / Allam
16	31	33	Lindsay / Wyndham	32	72	Brooks / Caine
15	29	120	Keen / McAlpine	30	53	Luck / Champkin
14	27	151	Bill Cutler	28	91	Clark / Shuckburgh
13	25	7	Patrick Watts	26	11	Wakeman / Blakeney-Edwards
12	23	15	John Spiers	24	44	Morris / Shephard
11	21	74	Bruce / Harvey	22	31	Ely / Wood
10	19	12	Brindle / Greensall	20	84	Steve Jones
9	17	181	Malcolm Harding	18	24	Robert Crofton
8	15	18	Marc Devis	16	4	Williams / Williams
7	13	20	Clarke / Jackson	14	21	Bryant / Bryant
6	11	112	Ben Gill	12	6	Tom Houlbrook
5	9	111	Stanford / Stanford	10	5	Linfoot / Jones
4	7	60	Wright / Coyne	8	68	David Tomlin
3	5	123	Wood / Morgan	6	16	Steve Dance
2	3	144	Pochciol / Hanson	4	10	Smith / Moulton-Smith
1	1	66	Whale / Whale	2	101	Thomas / Lockie
ROW			Pole Right			

Circuit: Silverstone Grand Prix Wing Nat Pits
Track Length: 5.891 Km - 3.6605 miles

These results are provisional until the conclusion of any judicial and technical matters.

Clerk of the Course:	Timekeeper:	Issued at:
Julian Floyd	Nick Palmer	

Printed : 20-07-2018 - 14:06

Silverstone Classic - 20 - 22 Jul 2018

Historic Touring Car Challenge

Race 16 - Classification

Sheet No:

POS	NO	DRIVER/S	CLASS	CLASS POS	CAR MAKE / MODEL	TIME	LAPS	GAP	DIFF	MPH	BEST	ON
1	66	Nick Whale-Harry Whale	H3BV	1	BMW M3 E30	47:17.530	19	-- 19 laps		88.23	2:22.538	13
2	10	Mark Smith-Arran Moulton-Smith	H4BV	1	BMW M3 E30	47:22.891	19	5.361	5.361	88.07	2:23.206	17
3	123	Ric Wood	H2CV	1	Ford Capri	47:46.793	19	29.263	23.902	87.33	2:23.462	2
4	16	Steve Dance	H2CV	2	Ford Capri RS2600	48:00.908	19	43.378	14.115	86.90	2:26.004	13
5	6	Tom Houlbrook	H4BV	2	BMW M3 E30	49:00.529	19	1:42.999	59.621	85.15	2:26.865	14
6	112	Ben Gill	H2BV	1	Ford Escort Mk1	49:08.379	19	1:50.849	7.850	84.92	2:29.067	2
7	144	James Hanson-Paul Pochciol	H2C	1	Jaguar XJ12C	49:19.725	19	2:02.195	11.346	84.59	2:24.548	3
8	18	Marc Devis	H2C	2	AMC Javelin	49:32.651	19	2:15.121	12.926	84.23	2:30.138	18
9	5	Paul Linfoot-Karl Jones	HTCI	1	Ford RS500	49:39.183	19	2:21.653	6.532	84.04	2:25.994	14
10	111	Jack Stanford-Roger Stanford	H4B	1	BMW E30 M3	49:47.101	19	2:29.571	7.918	83.82	2:29.192	4
11	20	Ken Clarke-Mat Jackson	H3CV	1	Rover Vitesse	47:27.285	18	-- 18 laps	15.601	83.31	2:29.043	17
12	21	Grahame Bryant-Oliver Bryant	T2DV	1	Chevrolet Camaro Z28	47:56.295	18	29.010	29.010	82.46	2:31.465	9
13	24	Robert Crofton	HTCI	2	Datsun 240Z	48:12.752	18	45.467	16.457	82.00	2:33.035	12
14	4	Chris Williams-Charlie Williams	H3CV	2	Rover SD1	48:14.781	18	47.496	2.029	81.94	2:31.563	4
15	181	Malcolm Harding	H2BV	2	Ford Escort Mk2	48:14.905	18	47.620	0.124	81.93	2:32.834	13
16	12	Adam Brindle-Nigel Greensall	T2CV	1	Rover SD1	48:49.439	18	1:22.154	34.534	80.97	2:35.519	8
17	11	Frederic Wakeman-Patrick Blakeney-Edwa	H2CV	3	Rover SD1	48:51.646	18	1:24.361	2.207	80.91	2:32.006	14
18	68	David Tomlin	H2BV	3	Ford RS1800	49:02.437	18	1:35.152	10.791	80.61	2:24.374	4
19	15	John Spiers	T2CV	2	Ford Capri	49:08.328	18	1:41.043	5.891	80.45	2:37.504	5
20	53	Mike Luck-Alex Champkin	H2BV	4	BMW 320	49:11.359	18	1:44.074	3.031	80.37	2:35.236	16
21	7	Patrick Watts	T2CV	3	Ford Capri Mk3S	49:18.085	18	1:50.800	6.726	80.18	2:37.223	6
22	3	Martin Overington-Guy Stevens	H2CV	4	Rover SD1	49:18.969	18	1:51.684	0.884	80.16	2:34.253	17
23	151	Bill Cutler	H2C	3	BMW M535i	49:46.540	18	2:19.255	27.571	79.42	2:37.141	3
24	63	Mark Burnett	T2A	1	Austin Mini 1275GT	47:33.870	17	-- 17 laps	28.775	78.50	2:40.554	11
25	32	Jim McLoughlin	T2CV	4	Ford Capri	47:52.296	17	18.426	18.426	77.99	2:39.556	16
26	43	Ian Guest-Frank Guest	H3BV	2	Alfa Romeo GTV6	48:05.679	17	31.809	13.383	77.63	2:41.444	13
27	72	Jason Brooks-Michael Caine	T2A	2	Austin Mini 1275GT	48:20.948	17	47.078	15.269	77.22	2:41.476	9
28	91	David Clark-Ben Shuckburgh	T2DV	2	Chevrolet Camaro	48:39.257	17	1:05.387	18.309	76.74	2:37.874	15
29	41	George Pochciol	T2CV	5	Ford Capri	48:40.621	17	1:06.751	1.364	76.70	2:42.448	5
30	42	Paul Chase-Gardener	T2CV	6	Ford Capri	48:44.035	17	1:10.165	3.414	76.61	2:44.150	2
31	9	Iain Rowley-Peter Mallett	T2CV	7	Rover SD1	48:50.582	17	1:16.712	6.547	76.44	2:43.099	16
32	61	Mark Roberts	T2AV	1	Ford Fiesta	49:03.076	17	1:29.206	12.494	76.12	2:45.265	11
33	14	Paul Clayson	T2BV	1	Alfa Romeo GTV6	47:31.111	16	-- 16 laps	1:13.882	73.95	2:46.373	4

Car 127 requires a working transponder - Regulation Q.12.2.1 refers.
Car 60 withdrawn. Car 32 was allowed to start from back of grid.

Session Start: 12:49:11 - Finish: 13:36:28
Weather/Track Conditions: Overcast / Dry
Circuit: Silverstone Grand Prix Wing Nat Pits
Track Length: 5.891 Km - 3.6605 miles

These results are provisional until the conclusion of any judicial and technical matters.

Clerk of the Course:	Timekeeper:	Issued at:
Julian Floyd	Nick Palmer	

Silverstone Classic - 20 - 22 Jul 2018

Historic Touring Car Challenge

Race 16 - Classification

Sheet No:

34	117	Jeff Allam	T2CV	8	Ford Capri	47:50.911	16	19.800	19.800	73.44	2:40.761	16
35	77	Glynn Allen-Darren Roberts	T1BV	1	Alfa Romeo 2000 GTV	48:36.443	16	1:05.332	45.532	72.29	2:52.097	16
36	33	Ludovic Lindsay-Harry Wyndham	T2CV	9	Ford Capri	47:39.149	15	-- 15 laps	1:54.803	69.13	2:45.745	3
					NOT CLASSIFIED							
DNF	31	Neil Wood-Les Ely	H1B		BMW 2000	47:17.083	17	-- 17 laps		78.96	2:36.819	6
DNF	84	Steve Jones	H4B		BMW M3 E30	38:57.425	14	-- 14 laps		78.93	2:37.154	8
DNF	28	Scott O'Donnell-Michael Lyons	T2C		Ford Capri	40:16.492	14	1:19.067	1:19.067	76.34	2:38.363	13
DNF	1	Mike Grant Peterkin-Ben Cussons	T2CV		Ford Capri	35:28.437	11	-- 11 laps	3:14.635	68.10	2:42.201	5
DNF	44	Jim Morris-Tom Shephard	T2AV		Volkswagen Golf GTi	25:42.835	9	-- 9 laps --		76.87	2:39.508	8
DNF	120	Chris Keen-Richard McAlpine	H2C		Ford Capri	13:47.896	5	-- 5 laps --	13.127	79.59	2:40.683	5
DNF	140	Mark Wilson	T2A		Volkswagen Golf GTi	14:12.323	5	24.427	24.427	77.30	2:46.759	3
DNF	74	Andrew Bruce-Tim Harvey	T2CV		Rover SD1	10:45.257	4	-- 4 laps --		81.69	2:39.858	4
DNF	127	Stuart Hall-Mike Wrigley	H3CV		Rover SD1	2:56.183	1	-- 1 laps --	10.925	74.79	2:56.183	1
DNF	101	Julian Thomas-Callum Lockie	HTCI		Ford Sierra Cosworth							

FASTEST LAP SUMMARY

NO	DRIVER/S	CLASS	CAR MAKE / MODEL	FASTEST LAP	ON	MPH
66	Whale/Whale	H3BV	BMW M3 E30	2:22.538	13	92.45
10	Smith/Moulton-Smith	H4BV	BMW M3 E30	2:23.206	17	92.02
123	Ric Wood	H2CV	Ford Capri	2:23.462	2	91.86
68	David Tomlin	H2BV	Ford RS1800	2:24.374	4	91.28
144	Hanson/Pochciol	H2C	Jaguar XJ12C Broadspeed	2:24.548	3	91.17
5	Linfoot/Jones	HTCI	Ford RS500	2:25.994	14	90.26
20	Clarke/Jackson	H3CV	Rover Vitesse	2:29.043	17	88.42
111	Stanford/Stanford	H4B	BMW E30 M3	2:29.192	4	88.33
21	Bryant/Bryant	T2DV	Chevrolet Camaro Z28	2:31.465	9	87.00
12	Brindle/Greensall	T2CV	Rover SD1	2:35.519	8	84.73
31	Wood/Ely	H1B	BMW 2000	2:36.819	6	84.03
28	O'Donnell/Lyons	T2C	Ford Capri	2:38.363	13	83.21
44	Morris/Shephard	T2AV	Volkswagen Golf GTi Mk1	2:39.508	8	82.62
63	Mark Burnett	T2A	Austin Mini 1275GT	2:40.554	11	82.08
14	Paul Clayson	T2BV	Alfa Romeo GTV6	2:46.373	4	79.21
77	Allen/Roberts	T1BV	Alfa Romeo 2000 GTV	2:52.097	16	76.57

Car 127 requires a working transponder - Regulation Q.12.2.1 refers.
Car 60 withdrawn. Car 32 was allowed to start from back of grid.

Session Start: 12:49:11 - Finish: 13:36:28
Weather/Track Conditions: Overcast / Dry
Circuit: Silverstone Grand Prix Wing Nat Pits
Track Length: 5.891 Km - 3.6605 miles

These results are provisional until the conclusion of any judicial and technical matters.

Clerk of the Course:	Timekeeper:	Issued at:
Julian Floyd	Nick Palmer	

Silverstone Classic - 20 - 22 Jul 2018

Historic Touring Car Challenge

Race 16 - Sector Analysis

1 Cussons/Grant Peterkin (T2CV) — Ford Capri

lap	Sect-1	Speed	Sect-2	Speed	Sect-3	Speed	Laptime	Pit
1		103.1	1:22.677	125.4	36.200	82.5	3:06.304	
2	51.558	102.9	1:20.623	124.0	34.485	82.6	2:46.666	
3	49.291	111.7	1:19.137	124.3	34.405	79.3	2:42.833	
4	50.462	111.8	1:19.445	125.0	34.185	78.1	2:44.092	
5	50.158	114.9	1:18.345	126.4	33.698	84.8	2:42.201	
6	50.401	114.3	1:20.430	120.3	35.045	84.0	2:45.876	
7	50.489	107.9	1:21.559	113.6	34.904	83.8	2:46.952	
8	52.617	98.3	2:57.609	109.7	34.728	86.1	4:24.954	P
9	49.405	115.9	1:19.943	96.7	37.250	80.0	2:46.598	
10	52.862	102.0	4:22.341	118.4	34.693	84.3	5:49.896	P
11	50.224	104.9	1:26.131	86.3	35.710	82.6	2:52.065	
12								

3 Overington/Stevens (H2CV) — Rover SD1

lap	Sect-1	Speed	Sect-2	Speed	Sect-3	Speed	Laptime	Pit
1		104.9	1:19.570	124.5	34.982	82.8	2:57.263	
2	49.983	110.0	1:16.973	122.7	33.108	85.6	2:40.064	
3	49.084	110.0	1:16.417	124.3	32.312	82.2	2:37.813	
4	48.375	113.7	1:16.692	125.4	32.697	84.5	2:37.764	
5	47.374	116.1	1:15.341	125.0	32.827	86.8	2:35.542	
6	46.976	116.7	1:16.826	124.3	33.713	88.0	2:37.515	
7	47.646	116.7	1:16.277	123.6	32.263	90.4	2:36.186	
8	47.061	116.3	2:59.918	121.4	33.781	87.9	4:20.760	P
9	49.102	111.5	1:16.928	125.2	33.022	85.3	2:39.052	
10	49.526	112.0	1:19.006	123.4	34.274	77.3	2:42.806	
11	49.409	113.0	1:15.956	128.1	32.814	83.6	2:38.179	
12	48.832	113.9	1:15.259	125.9	32.611	89.0	2:36.702	
13	47.415	115.9	1:16.973	125.0	32.507	87.4	2:36.895	
14	47.296	113.7	1:17.063	123.4	32.506	87.2	2:36.865	
15	47.032	115.5	1:17.965	125.2	32.266	88.0	2:37.263	
16	48.122	113.4	1:15.741	124.0	33.693	83.9	2:37.556	
17	47.446	113.9	1:14.783	125.7	32.024	84.4	2:34.253	
18	47.592	114.7	1:15.815	124.3	33.084	86.7	2:36.491	

4 Williams/Williams (H3CV) — Rover SD1

lap	Sect-1	Speed	Sect-2	Speed	Sect-3	Speed	Laptime	Pit
1		114.1	1:17.048	124.7	33.035	89.0	2:45.797	
2	47.844	112.2	1:14.312	123.6	33.080	75.2	2:35.236	
3	48.041	113.7	1:14.154	124.0	32.465	88.8	2:34.660	
4	46.160	114.5	1:13.720	124.7	31.683	90.4	2:31.563	
5	46.572	113.2	1:14.061	125.9	31.605	90.4	2:32.238	
6	46.437	113.7	1:14.222	125.0	32.931	85.3	2:33.590	
7	48.096	113.7	1:14.697	123.4	32.538	89.0	2:35.331	
8	47.667	109.3	1:16.557	124.3	31.874	89.6	2:36.098	
9	46.352	113.7	1:14.990	124.0	32.626	89.4	2:33.968	
10	47.922	113.7	2:57.438	110.0	32.338	88.0	4:17.698	P
11	46.725	112.8	1:14.662	122.0	31.821	88.4	2:33.208	
12	46.667	113.6	1:15.442	123.6	31.862	88.7	2:33.971	
13	46.519	115.3	1:14.525	125.7	31.798	88.4	2:32.842	
14	48.681	113.4	1:14.844	123.6	32.306	80.7	2:35.831	
15	48.036	113.6	1:14.843	122.9	32.157	89.4	2:35.036	
16	48.236	112.8	1:14.253	123.4	32.474	87.0	2:34.963	
17	51.229	106.7	1:14.865	122.2	31.970	86.8	2:38.064	
18	46.668	113.9	1:15.788	120.7	32.231	85.6	2:34.687	

5 Linfoot/Jones (HTCI) — Ford RS500

lap	Sect-1	Speed	Sect-2	Speed	Sect-3	Speed	Laptime	Pit
1		109.3	1:15.482	122.9	34.265	90.2	2:39.963	
2	47.911	111.5	1:14.499	120.9	32.987	92.7	2:35.397	
3	46.832	114.3	1:14.446	123.4	32.733	91.3	2:34.011	
4	46.737	115.9	1:14.068	128.8	32.330	94.0	2:33.135	
5	45.224	111.8	1:12.714	130.6	32.058	93.0	2:29.996	
6	45.619	110.9	1:13.640	122.9	33.451	94.3	2:32.710	
7	46.502	112.6	1:14.386	122.2	34.047	91.6	2:34.935	
8	46.637	111.1	1:15.607	117.9	34.570	88.1	2:36.814	
9	47.621	102.9	3:00.172	132.9	32.273	91.2	4:20.066	P
10	44.335	118.1	1:13.583	141.3	31.174	94.0	2:29.092	
11	44.576	114.1	1:11.840	133.9	31.149	91.6	2:27.565	
12	44.885	119.2	1:11.590	131.1	30.872	94.3	2:27.347	
13	45.049	118.8	1:12.403	125.4	31.670	93.1	2:29.122	
14				132.4	30.939	93.8	2:25.994	
15	45.066	109.3	1:12.123	131.8	30.995	93.8	2:28.184	
16	44.826	115.9	1:11.281	127.3	31.161	95.2	2:27.268	
17	44.608	122.9	1:11.401	129.1	31.550	92.3	2:27.559	
18	45.874	115.7	1:12.710	131.1	30.893	93.6	2:29.477	
19	46.073	120.9	1:12.984	126.6	31.491	91.6	2:30.548	
20								

6 Tom Houlbrook (H4BV) — BMW M3 E30

lap	Sect-1	Speed	Sect-2	Speed	Sect-3	Speed	Laptime	Pit
1		115.3	1:16.503	130.3	32.613	93.4	2:51.990	
2	45.464	120.9	1:15.480	131.3	32.907	85.6	2:33.851	
3	45.882	121.6	1:11.823	132.4	30.980	94.7	2:28.685	
4	44.348	120.7	1:11.544	130.1	31.193	93.8	2:27.085	
5	44.914	119.6	1:12.370	131.1	31.377	93.0	2:28.661	
6	45.190	117.1	1:11.671	131.8	31.303	93.9	2:28.164	
7	44.858	120.9	1:12.980	131.1	32.019	89.9	2:29.857	
8	45.521	117.9	1:11.123	130.6	30.897	94.8	2:27.541	
9	44.852	120.3	1:11.320	131.6	30.925	93.2	2:27.097	
10	44.940	120.7	1:12.695	125.0	30.921	95.4	2:28.556	
11	44.697	119.0	2:39.179	129.8	30.424	95.6	3:54.300	P
12	47.484	115.7	1:12.276	129.6	31.189	92.2	2:30.949	
13	45.030	120.1	1:11.674	130.8	31.152	94.8	2:27.856	
14	44.661	119.6	1:11.619	131.1	30.585	95.4	2:26.865	
15	44.657	119.6	1:13.141	131.3	30.869	93.4	2:28.667	
16	45.591	117.7	1:11.869	131.6	32.600	83.8	2:30.060	
17	45.980	119.2	1:12.357	130.6	31.622	92.8	2:29.959	
18	45.408	120.1	1:13.531	129.8	31.515	92.2	2:30.454	
19	46.569	118.4	1:12.365	131.8	30.998	93.0	2:29.932	
20								

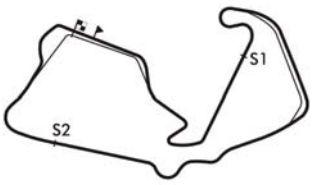

Session Start: 12:49:11 - Finish: 13:36:28
Weather/Track Conditions: Overcast / Dry
Circuit: Silverstone Grand Prix Wing Nat Pits
Track Length: 5.891 Km - 3.6605 miles
Printed: 22-07-2018 - 13:44

MST
Results: www.mstworld.com. Live Timing: https://livetiming.getraceresults.com/mst. Email: timing@mstworld.com

Silverstone Classic - 20 - 22 Jul 2018

Historic Touring Car Challenge

Race 16 - Sector Analysis

7 Patrick Watts (T2CV) — Ford Capri Mk3S

lap	Sect-1	Speed	Sect-2	Speed	Sect-3	Speed	Laptime	Pit	lap	Sect-1	Speed	Sect-2	Speed	Sect-3	Speed	Laptime	Pit
1		114.1	1:17.439	128.3	34.066	86.8	2:46.376		10	48.639	117.1	1:17.651	120.9	33.974	88.0	2:40.264	
2	48.307	116.7	1:17.686	128.6	34.031	87.3	2:40.024		11	49.042	114.1	1:17.529	122.7	33.457	86.2	2:40.028	
3	48.154	119.2	1:17.020	127.8	33.335	87.1	2:38.509		12	48.381	113.0	1:18.067	120.9	33.587	86.5	2:40.035	
4	48.708	114.3	1:17.708	126.1	33.214	87.3	2:39.630		13	48.065	113.0	1:17.674	120.9	33.706	86.3	2:39.445	
5	47.754	117.7	1:16.663	127.8	33.527	87.2	2:37.944		14	48.386	113.9	1:17.352	120.9	33.638	86.8	2:39.376	
6	47.701	116.5	1:16.138	128.6	33.384	87.5	2:37.223		15	48.241	113.7	1:17.423	123.8	33.607	85.4	2:39.271	
7	47.764	116.9	2:40.054	126.4	33.546	87.2	4:01.364	P	16	48.678	113.9	1:17.392	124.5	33.654	85.7	2:39.724	
8	48.124	116.3	1:17.228	124.7	33.402	86.6	2:38.754		17	47.918	115.5	1:16.543	126.1	33.348	86.5	2:37.809	
9	48.150	113.0	1:17.352	122.2	33.454	87.1	2:38.956		18	47.820	116.1	1:17.479	126.1	38.054	65.9	2:43.353	

9 Rowley / Mallett (T2CV) — Rover SD1

lap	Sect-1	Speed	Sect-2	Speed	Sect-3	Speed	Laptime	Pit	lap	Sect-1	Speed	Sect-2	Speed	Sect-3	Speed	Laptime	Pit
1		105.8	1:22.361	121.6	36.585	84.0	3:03.971		10	50.358	109.7	1:20.838	122.2	35.166	83.1	2:46.362	
2	51.820	107.9	1:20.060	120.1	34.736	85.3	2:46.616		11	51.419	107.0	1:20.936	120.9	36.008	82.2	2:48.363	
3	50.065	110.4	1:19.031	126.4	34.626	83.8	2:43.722		12	50.041	111.5	1:21.003	121.4	34.882	84.0	2:45.926	
4	51.101	113.7	1:19.563	124.7	34.365	85.1	2:45.029		13	49.831	110.9	1:20.284	117.5	35.466	79.5	2:45.581	
5	51.117	104.5	1:19.275	125.2	34.215	85.8	2:44.607		14	51.212	111.1	1:19.810	122.2	34.823	82.6	2:45.845	
6	49.572	111.5	1:19.155	125.0	34.661	84.7	2:43.388		15	49.668	109.7	1:20.048	119.0	35.669	82.1	2:45.385	
7	50.016	106.4	1:19.927	111.3	36.207	84.0	2:46.150		16	49.190	111.5	1:19.219	122.2	34.690	82.1	2:43.099	
8	50.163	105.5	3:00.757	121.1	34.931	81.3	4:25.851	P	17	49.974	109.5	1:18.958	120.7	35.742	82.1	2:44.674	
9	49.858	109.7	1:20.426	119.8	35.729	81.0	2:46.013		18								

10 Smith / Moulton-Smith (H4BV) — BMW M3 E30

lap	Sect-1	Speed	Sect-2	Speed	Sect-3	Speed	Laptime	Pit	lap	Sect-1	Speed	Sect-2	Speed	Sect-3	Speed	Laptime	Pit
1		124.0	1:11.913	132.9	31.009	96.5	2:30.169		11	43.858	125.4	1:09.515	135.6	30.512	96.0	2:23.885	
2	44.258	121.6	1:10.754	133.9	30.235	97.3	2:25.247		12	43.485	125.2	1:10.798	136.1	30.935	96.6	2:25.218	
3	43.621	125.2	1:11.019	134.8	30.453	97.1	2:25.093		13	44.108	123.8	1:09.103	135.6	30.147	95.4	2:23.358	
4	43.920	123.8	1:10.539	133.4	30.270	97.3	2:24.729		14	43.523	125.0	1:09.496	136.7	30.863	89.5	2:23.882	
5	44.798	122.9	1:10.562	134.8	30.448	95.4	2:25.808		15	43.542	127.8	1:10.533	136.1	30.874	95.2	2:24.949	
6	44.609	119.6	1:11.101	134.5	30.516	94.3	2:26.226		16	43.647	123.6	1:09.581	134.8	30.730	94.7	2:23.958	
7	44.453	121.8	1:10.734	134.5	32.652	92.3	2:27.839		17	43.236	124.5	1:09.722	131.1	30.248	96.3	2:23.206	
8	44.736	121.1	2:37.636	135.6	30.543	95.4	3:52.915	P	18	43.836	125.2	1:09.409	134.8	30.412	93.8	2:23.657	
9	43.955	125.0	1:09.410	135.3	30.500	96.2	2:23.865		19	43.857	125.0	1:10.491	131.8	30.690	93.5	2:25.038	
10	43.786	124.7	1:09.175	135.6	30.888	93.9	2:23.849		20								

11 Wakeman / Blakeney-Edwards (H2CV) — Rover SD1

lap	Sect-1	Speed	Sect-2	Speed	Sect-3	Speed	Laptime	Pit	lap	Sect-1	Speed	Sect-2	Speed	Sect-3	Speed	Laptime	Pit
1		99.4	1:19.808	114.1	34.151	81.1	2:54.812		10	46.579	113.7	2:51.190	114.3	33.565	84.3	4:11.334	P
2	51.652	108.8	1:17.568	124.7	33.167	80.7	2:42.387		11	48.042	112.0	1:18.746	126.4	32.655	89.6	2:39.443	
3	49.468	111.5	1:16.748	127.1	32.585	87.8	2:38.801		12	47.346	108.4	1:15.435	123.4	32.395	90.5	2:35.176	
4	47.795	113.7	1:17.288	128.1	32.297	88.4	2:37.380		13	46.314	114.1	1:14.782	129.3	32.478	90.0	2:33.574	
5	47.864	114.9	1:16.934	126.6	31.866	88.3	2:36.664		14	46.666	113.6	1:13.928	130.1	31.412	90.6	2:32.006	
6	46.948	115.3	1:15.436	126.9	33.025	89.3	2:35.409		15	46.191	118.8	1:22.458	105.5	32.972	67.2	2:41.621	
7	47.774	116.1	1:15.858	128.1	31.971	87.1	2:35.603		16	50.352	112.2	1:15.902	122.7	32.235	82.6	2:38.489	
8	46.655	113.4	1:15.097	126.1	31.979	89.5	2:33.731		17	47.263	111.8	1:15.016	123.8	32.589	82.3	2:34.868	
9	49.025	108.2	1:15.030	127.3	31.502	89.5	2:35.557		18	47.233	112.2	1:15.372	121.6	32.186	84.3	2:34.791	

12 Brindle / Greensall (T2CV) — Rover SD1

lap	Sect-1	Speed	Sect-2	Speed	Sect-3	Speed	Laptime	Pit	lap	Sect-1	Speed	Sect-2	Speed	Sect-3	Speed	Laptime	Pit
1		107.2	1:16.643	127.3	33.562	88.3	2:43.809		10	48.065	112.8	1:16.006	126.6	33.187	90.2	2:37.258	
2	47.692	110.6	1:16.230	125.4	33.992	87.8	2:37.914		11	47.556	109.7	1:16.106	125.7	33.310	89.4	2:36.972	
3	48.700	111.1	1:16.863	126.1	34.045	89.5	2:39.608		12	47.808	112.2	1:15.630	127.3	32.444	90.1	2:35.882	
4	48.585	111.8	1:17.020	125.2	34.067	87.6	2:39.672		13	47.093	112.6	1:15.997	127.3	33.231	90.5	2:36.321	
5	48.388	107.7	1:17.137	125.2	33.789	87.1	2:39.314		14	47.186	113.4	1:16.155	126.9	32.790	90.0	2:36.131	
6	48.477	110.2	1:16.904	126.1	33.526	87.4	2:38.907		15	48.387	111.7	1:16.047	126.1	33.131	89.6	2:37.565	
7	48.890	110.9	2:45.859	126.6	32.927	88.1	4:07.676	P	16	47.557	110.7	1:16.058	126.1	33.055	90.1	2:36.670	
8	47.523	113.7	1:15.371	127.1	32.625	90.2	2:35.519		17	47.614	112.8	1:16.083	126.6	33.297	89.6	2:36.994	
9	47.983	108.1	1:15.619	128.8	32.915	89.7	2:36.517		18	47.362	113.9	1:15.750	128.3	33.598	89.6	2:36.710	

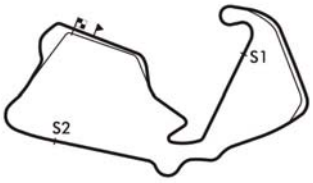

Session Start: 12:49:11 - Finish: 13:36:28
Weather/Track Conditions: Overcast / Dry
Circuit: Silverstone Grand Prix Wing Nat Pits
Track Length: 5.891 Km - 3.6605 miles
Printed: 22-07-2018 - 13:44

MST
Results: www.mstworld.com. Live Timing: https://livetiming.getraceresults.com/mst. Email: timing@mstworld.com

Silverstone Classic - 20 - 22 Jul 2018

Historic Touring Car Challenge

Race 16 - Sector Analysis

14 Paul Clayson (T2BV) — Alfa Romeo GTV6

lap	Sect-1	Speed	Sect-2	Speed	Sect-3	Speed	Laptime	Pit
1		100.5	1:21.812	111.5	36.897	81.9	3:06.019	
2	52.062	85.5	2:23.866	116.7	35.336	81.7	3:51.264	P
3	50.182	106.7	1:20.562	118.1	35.866	82.8	2:46.610	
4	51.076	104.2	1:20.112	119.2	35.185	81.3	2:46.373	
5	51.103	105.4	1:20.108	118.4	35.780	81.1	2:46.991	
6	51.248	105.4	1:21.132	117.9	35.245	79.8	2:47.625	
7	50.887	105.4	1:21.336	116.7	36.341	81.0	2:48.564	
8	50.818	105.5	1:20.439	119.2	35.758	80.7	2:47.015	
9	50.611	99.6	2:51.006	116.9	35.731	82.2	4:17.348	P
10	50.428	107.0	1:20.187	118.1	36.115	81.9	2:46.730	
11	51.086	103.9	1:20.355	116.1	35.755	81.1	2:47.196	
12	51.818	103.7	1:20.669	116.3	35.519	81.3	2:48.006	
13	50.435	106.0	1:21.053	113.4	36.302	81.2	2:47.790	
14	52.315	104.4	1:20.552	117.3	35.783	80.9	2:48.650	
15	51.565	104.0	1:20.390	117.9	35.278	82.2	2:47.233	
16	50.564	106.5	1:20.212	117.3	36.921	79.4	2:47.697	

15 John Spiers (T2CV) — Ford Capri

lap	Sect-1	Speed	Sect-2	Speed	Sect-3	Speed	Laptime	Pit
1		117.3	1:18.461	129.1	33.694	87.6	2:46.747	
2	48.444	116.5	1:18.193	127.8	33.576	86.3	2:40.213	
3	48.338	117.7	1:17.144	128.8	33.608	86.7	2:39.090	
4	48.095	111.5	1:18.244	126.4	33.254	86.5	2:39.593	
5	47.761	116.9	1:16.173	129.1	33.570	87.1	2:37.504	
6	48.042	115.9	1:16.508	128.1	33.043	86.3	2:37.593	
7	47.762	116.9	1:17.466	126.6	33.195	85.4	2:38.423	
8	48.128	115.1	1:17.289	127.3	33.249	85.7	2:38.666	
9	47.906	116.1	1:17.139	128.8	34.212	86.3	2:39.257	
10	49.138	116.9	2:38.989	128.1	33.467	87.0	4:01.594	P
11	48.258	115.9	1:16.082	127.6	33.440	86.1	2:37.780	
12	47.890	116.5	1:16.233	125.4	33.471	85.6	2:37.594	
13	48.484	116.1	1:16.994	126.9	34.083	84.3	2:39.561	
14	48.296	115.5	1:16.820	126.4	33.214	86.2	2:38.330	
15	48.261	115.1	1:16.479	126.1	33.629	85.3	2:38.369	
16	48.241	115.9	1:16.859	126.1	33.638	85.2	2:38.738	
17	48.470	115.3	1:17.235	126.9	33.647	82.4	2:39.352	
18	48.725	113.0	1:17.256	126.6	33.943	79.9	2:39.924	

16 Steve Dance (H2CV) — Ford Capri RS2600

lap	Sect-1	Speed	Sect-2	Speed	Sect-3	Speed	Laptime	Pit
1		125.7	1:11.950	133.9	30.777	94.8	2:28.454	
2	43.940	123.6	1:11.537	132.6	30.723	95.1	2:26.200	
3	44.166	123.6	1:11.600	135.6	30.745	95.6	2:26.511	
4	44.226	123.6	1:11.718	132.1	30.790	94.8	2:26.734	
5	44.652	121.4	1:11.540	133.9	30.599	93.1	2:26.791	
6	44.847	121.4	1:11.717	132.6	31.400	92.2	2:27.964	
7	44.295	122.5	1:12.297	131.3	30.874	93.2	2:27.466	
8	44.674	121.6	1:12.054	132.4	31.597	93.2	2:28.325	
9	44.526	123.8	1:12.256	132.1	30.958	94.3	2:27.740	
10	44.368	122.2	2:32.995	133.9	30.904	95.2	3:48.267	P
11	44.221	122.7	1:11.910	133.7	31.433	95.0	2:27.564	
12	44.240	123.6	1:11.315	135.0	30.635	94.4	2:26.190	
13	44.431	123.1	1:11.002	135.0	30.571	92.5	2:26.004	
14	44.325	122.9	1:11.346	131.6	31.502	93.6	2:27.173	
15	44.176	122.5	1:11.413	132.6	31.015	94.8	2:26.604	
16	44.625	122.9	1:12.189	132.6	31.999	89.5	2:28.813	
17	44.639	122.0	1:11.966	133.4	30.854	93.0	2:27.459	
18	45.000	122.7	1:11.744	131.6	31.601	92.8	2:28.345	
19	44.833	121.8	1:12.467	132.4	31.004	92.2	2:28.304	
20								

18 Marc Devis (H2C) — AMC Javelin

lap	Sect-1	Speed	Sect-2	Speed	Sect-3	Speed	Laptime	Pit
1		114.5	1:15.757	135.8	32.837	93.9	2:39.009	
2	45.867	120.7	1:13.419	135.0	32.138	94.2	2:31.424	
3	45.842	121.1	1:12.489	138.9	32.183	94.5	2:30.514	
4	45.860	122.0	1:13.669	137.0	32.384	94.4	2:31.913	
5	45.731	127.6	1:13.077	139.5	32.293	94.0	2:31.101	
6	45.733	119.8	1:13.576	136.7	32.418	93.4	2:31.727	
7	45.940	116.5	1:14.237	139.8	32.195	85.3	2:32.372	
8	46.236	117.5	2:43.259	136.4	32.010	93.6	4:01.505	P
9	46.014	126.4	1:13.061	137.5	33.884	87.3	2:32.959	
10	45.846	123.4	1:13.223	135.0	32.682	95.4	2:31.751	
11	45.535	120.1	1:13.007	139.8	31.960	94.7	2:30.502	
12	45.809	122.0	1:12.956	135.8	33.361	93.8	2:32.126	
13	45.757	121.8	1:13.968	137.5	32.084	94.2	2:31.809	
14	45.984	123.6	1:13.019	136.4	32.297	94.4	2:31.300	
15	45.613	120.1	1:12.404	140.1	32.210	94.2	2:30.227	
16	46.311	121.4	1:12.535	138.1	32.328	94.7	2:31.174	
17	45.764	122.0	1:12.579	139.2	32.345	93.4	2:30.688	
18	45.313	124.3	1:12.804	138.7	32.021	93.1	2:30.138	
19	45.430	123.8	1:12.696	135.6	32.286	92.0	2:30.412	
20								

20 Clarke / Jackson (H3CV) — Rover Vitesse

lap	Sect-1	Speed	Sect-2	Speed	Sect-3	Speed	Laptime	Pit
1		114.5	1:18.157	126.4	33.544	78.7	2:49.614	
2	47.034	116.7	1:15.536	127.3	33.426	83.7	2:35.996	
3	48.800	116.7	1:13.250	129.1	32.916	91.2	2:34.966	
4	46.469	115.5	1:13.922	126.9	32.197	90.7	2:32.588	
5	45.900	115.9	1:15.084	125.4	31.887	90.7	2:32.871	
6	46.809	115.1	1:14.164	126.9	32.112	87.5	2:33.085	
7	46.296	115.9	1:15.571	125.4	31.801	89.4	2:33.668	
8	46.434	110.9	1:17.400	125.4	32.398	88.4	2:36.232	
9	45.995	117.3	2:51.661	127.3	32.088	91.3	4:09.744	P
10	46.090	116.5	1:13.192	131.1	31.465	92.5	2:30.747	
11	45.687	114.3	1:13.263	127.1	31.136	92.6	2:30.086	
12	45.305	115.7	1:12.860	128.6	31.103	93.5	2:29.268	
13	45.278	113.2	1:13.438	125.0	31.149	93.0	2:29.865	
14	45.482	114.9	1:12.784	126.6	31.083	92.8	2:29.349	
15	45.290	116.3	1:12.572	126.6	31.430	89.4	2:29.292	
16	45.248	115.3	1:14.129	126.1	31.374	89.2	2:30.751	
17	45.472	113.9	1:12.582	126.6	30.989	93.1	2:29.043	
18	45.583	116.5	1:12.456	127.6	32.081	92.6	2:30.120	

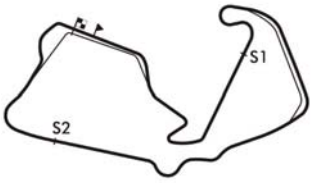

Session Start: 12:49:11 - Finish: 13:36:28
Weather/Track Conditions: Overcast / Dry
Circuit: Silverstone Grand Prix Wing Nat Pits
Track Length: 5.891 Km - 3.6605 miles
Printed: 22-07-2018 - 13:44

MST
Results: www.mstworld.com. Live Timing: https://livetiming.getraceresults.com/mst. Email: timing@mstworld.com

Silverstone Classic - 20 - 22 Jul 2018

Historic Touring Car Challenge

Race 16 - Sector Analysis

21 Bryant/Bryant (T2DV) — Chevrolet Camaro Z28

lap	Sect-1	Speed	Sect-2	Speed	Sect-3	Speed	Laptime	Pit
1		111.7	1:18.059	132.4	34.123	82.3	2:49.273	
2	47.702	112.2	1:16.984	132.4	34.494	86.2	2:39.180	
3	47.151	108.8	1:16.852	134.2	34.408	87.3	2:38.411	
4	47.107	105.4	1:18.037	128.8	34.509	84.3	2:39.653	
5	47.463	106.4	1:15.867	123.8	34.069	87.1	2:37.399	
6	48.166	112.2	1:15.752	123.4	34.045	88.9	2:37.963	
7	47.058	107.5	2:42.201	139.2	32.740	90.7	4:01.999	P
8	45.960	122.5	1:13.476	142.8	32.337	90.2	2:31.773	
9	45.353	118.4	1:13.715	142.8	32.397	90.8	2:31.465	
10	45.509	119.4	1:13.786	140.4	32.485	91.1	2:31.780	
11	45.712	118.1	1:13.078	144.9	32.785	91.2	2:31.575	
12	45.726	111.1	1:13.622	139.5	32.472	90.2	2:31.820	
13	45.807	114.7	1:13.785	137.8	32.573	90.2	2:32.165	
14	46.228	118.8	1:14.028	135.0	33.527	91.5	2:33.783	
15	45.916	116.5	1:13.620	136.4	32.652	90.5	2:32.188	
16	46.199	114.7	1:13.115	137.8	32.372	90.6	2:31.686	
17	45.880	119.8	1:13.619	138.1	32.827	90.8	2:32.326	
18	45.833	117.7	1:13.395	139.2	32.628	89.6	2:31.856	

24 Robert Crofton (HTCI) — Datsun 240Z

lap	Sect-1	Speed	Sect-2	Speed	Sect-3	Speed	Laptime	Pit
1		111.5	1:16.823	122.7	33.270	86.6	2:47.278	
2	47.473	113.0	1:16.846	123.6	32.897	87.4	2:37.216	
3	47.136	115.3	1:15.810	124.5	32.662	88.2	2:35.608	
4	47.114	107.0	1:15.736	123.4	32.208	88.0	2:35.058	
5	47.014	114.5	1:14.020	124.5	32.385	83.7	2:33.419	
6	46.874	115.3	1:14.705	122.5	32.353	86.5	2:33.932	
7	46.903	116.1	1:15.444	123.1	32.370	84.7	2:34.717	
8	47.325	112.4	2:49.992	123.6	33.936	85.4	4:11.253	P
9	47.254	112.4	1:15.217	126.4	32.079	88.2	2:34.550	
10	46.854	114.7	1:15.052	125.2	32.393	88.0	2:34.299	
11	46.656	116.9	1:15.040	126.6	32.316	88.3	2:34.012	
12	46.639	115.3	1:14.014	125.9	32.382	88.3	2:33.035	
13	46.877	115.1	1:14.724	124.5	32.085	88.3	2:33.686	
14	46.890	117.9	1:14.961	126.6	32.404	87.8	2:34.255	
15	48.014	116.9	1:14.644	125.9	32.754	87.8	2:35.412	
16	49.267	115.3	1:14.908	125.2	32.204	85.8	2:36.379	
17	47.393	113.6	1:15.229	125.0	32.162	88.3	2:34.784	
18	47.155	117.7	1:14.852	124.3	31.852	87.5	2:33.859	

28 O'Donnell/Lyons (T2C) — Ford Capri

lap	Sect-1	Speed	Sect-2	Speed	Sect-3	Speed	Laptime	Pit
1		101.2	1:23.893	107.9	36.847	81.3	3:04.637	
2	51.630	102.9	1:22.357	121.8	35.617	81.6	2:49.604	
3	50.354	112.0	1:21.188	120.5	35.077	82.5	2:46.619	
4	50.574	112.2	1:21.157	119.8	34.822	83.8	2:46.553	
5	50.586	111.8	1:22.276	121.6	37.119	74.6	2:49.981	
6	51.278	109.7	1:21.360	120.3	36.344	76.6	2:48.982	
7				120.1	34.988	83.0	2:47.075	
8	50.396	110.4	2:55.614	121.6	33.915	85.1	4:19.925	P
9	48.682	115.3	1:18.195	122.5	33.692	86.4	2:40.569	
10	48.391	113.7	1:17.623	124.3	33.292	86.0	2:39.306	
11	48.474	113.6	1:18.457	122.0	33.620	85.8	2:40.551	
12	47.984	113.7	1:17.159	124.0	33.520	86.4	2:38.663	
13	47.928	114.3	1:17.007	123.6	33.428	86.5	2:38.363	
14	47.876	111.7	1:17.839	87.7	39.949	78.0	2:45.664	

31 Wood/Ely (H1B) — BMW 2000

lap	Sect-1	Speed	Sect-2	Speed	Sect-3	Speed	Laptime	Pit
1		115.3	1:16.726	119.8	32.556	88.0	2:42.649	
2	47.309	115.9	1:17.189	118.6	33.472	81.8	2:37.970	
3	49.060	113.0	1:16.510	120.7	32.692	86.3	2:38.262	
4	48.056	114.1	1:17.135	120.5	32.622	88.4	2:37.813	
5	47.467	114.7	1:16.410	120.5	33.058	88.2	2:36.935	
6	47.575	112.6	1:16.392	119.4	32.852	88.6	2:36.819	
7	47.766	116.3	1:17.649	117.7	33.265	86.0	2:38.680	
8	47.991	113.6	1:18.048	118.1	33.353	87.8	2:39.392	
9	48.169	115.9	3:05.028	118.4	34.566	78.5	4:27.763	P
10	50.540	106.9	1:18.944	116.3	33.616	85.4	2:43.100	
11	50.687	108.1	1:18.598	120.1	33.359	81.6	2:42.644	
12	49.600	110.7	1:19.148	119.4	33.473	86.2	2:42.221	
13	48.909	111.1	1:19.469	119.2	34.031	78.2	2:42.409	
14	49.595	109.5	1:18.339	119.4	33.439	85.7	2:41.373	
15	49.550	109.8	1:19.082	119.0	34.032	85.2	2:42.664	
16	49.264	110.7	1:19.253	117.7	34.430	85.2	2:42.947	
17	50.340	109.8	1:19.206	118.4	33.896	79.4	2:43.442	
18								

32 Jim McLoughlin (T2CV) — Ford Capri

lap	Sect-1	Speed	Sect-2	Speed	Sect-3	Speed	Laptime	Pit
1		112.8	1:18.940	125.2	34.141	86.3	2:58.753	
2	49.650	112.0	1:18.814	129.3	33.995	84.4	2:42.459	
3	48.478	117.9	1:18.613	128.1	33.781	86.4	2:40.872	
4	49.861	109.8	1:18.653	129.8	33.579	84.9	2:42.093	
5	49.846	106.9	1:18.414	128.3	33.775	86.0	2:42.035	
6	48.952	110.4	1:18.635	127.3	33.978	87.4	2:41.565	
7	48.738	109.8	1:18.650	129.3	34.431	83.9	2:41.819	
8	48.700	108.2	1:19.453	120.5	34.647	84.5	2:42.800	
9	49.139	98.4	3:06.878	120.1	34.095	86.3	4:30.112	P
10	49.216	106.7	1:18.297	124.5	34.171	85.7	2:41.684	
11	49.218	102.0	1:20.715	128.6	33.807	86.3	2:43.740	
12	48.702	110.6	1:19.027	128.1	34.150	84.4	2:41.879	
13	49.001	113.2	1:18.007	128.3	34.189	86.2	2:41.197	
14	48.091	115.9	1:17.938	130.6	33.869	86.5	2:39.898	
15	48.554	113.7	1:19.781	120.7	33.810	85.0	2:42.145	
16	48.331	114.9	1:17.649	129.1	33.576	87.2	2:39.556	
17	48.370	114.1	1:17.904	130.3	33.415	87.3	2:39.689	
18								

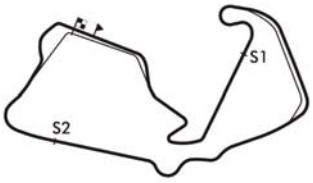

Session Start: 12:49:11 - Finish: 13:36:28
Weather/Track Conditions: Overcast / Dry
Circuit: Silverstone Grand Prix Wing Nat Pits
Track Length: 5.891 Km - 3.6605 miles
Printed: 22-07-2018 - 13:44

MST
Results: www.mstworld.com. Live Timing: https://livetiming.getraceresults.com/mst. Email: timing@mstworld.com

Silverstone Classic - 20 - 22 Jul 2018

Historic Touring Car Challenge

Race 16 - Sector Analysis

33 Lindsay / Wyndham (T2CV) — Ford Capri

lap	Sect-1	Speed	Sect-2	Speed	Sect-3	Speed	Laptime	Pit
1		103.6	1:20.367	120.1	34.946	85.2	2:56.619	
2	51.583	104.4	1:20.119	119.2	34.799	79.5	2:46.501	
3	50.743	107.5	1:20.359	119.0	34.643	84.5	2:45.745	
4	53.942	88.7	3:24.105	111.8	35.338	81.2	4:53.385	P
5	56.808	95.5	4:43.709	112.2	36.232	77.3	6:16.749	P
6	51.463	102.8	1:21.939	110.7	35.896	83.2	2:49.298	
7	51.226	106.7	1:21.499	113.0	35.455	83.8	2:48.180	
8	50.497	106.5	1:21.950	112.4	35.579	83.5	2:48.026	
9	51.029	105.8	1:21.842	110.9	35.987	84.8	2:48.858	
10	50.354	107.9	1:21.960	111.8	35.689	84.9	2:48.003	
11	50.379	104.5	1:22.113	112.0	35.267	83.7	2:47.759	
12	50.943	108.2	1:21.118	111.5	35.027	83.8	2:47.088	
13	50.344	107.4	1:22.306	112.4	35.348	85.1	2:47.998	
14	50.426	104.2	1:21.930	113.0	35.235	83.5	2:47.591	
15	50.510	107.4	1:21.442	111.7	35.397	83.5	2:47.349	
16								

41 George Pochciol (T2CV) — Ford Capri

lap	Sect-1	Speed	Sect-2	Speed	Sect-3	Speed	Laptime	Pit
1		108.1	1:22.893	122.9	36.222	81.9	3:03.681	
2	50.903	107.7	1:20.829	123.1	34.729	82.6	2:46.461	
3	49.914	113.7	1:19.364	123.4	34.364	80.5	2:43.642	
4	51.105	112.2	1:18.974	124.0	34.889	82.9	2:44.968	
5	49.847	113.6	1:18.388	125.2	34.213	85.1	2:42.448	
6	50.423	113.4	1:20.567	124.5	34.635	83.3	2:45.625	
7	50.081	114.1	1:18.685	123.4	35.516	82.8	2:44.282	
8	49.858	112.0	1:19.518	123.6	34.131	84.5	2:43.507	
9	49.775	113.2	1:19.293	124.0	34.582	84.5	2:43.650	
10	50.052	112.8	1:18.818	126.4	34.337	75.7	2:43.207	
11	50.094	111.1	3:13.240	116.7	34.514	82.3	4:37.848	P
12	50.113	109.8	1:18.748	124.7	33.731	84.1	2:42.592	
13	49.570	112.6	1:19.543	122.9	34.295	82.8	2:43.408	
14	49.306	112.8	1:20.619	124.0	34.142	82.5	2:44.067	
15	49.672	113.6	1:19.064	125.4	34.265	84.0	2:43.001	
16	49.734	112.6	1:19.046	123.6	34.428	84.4	2:43.208	
17	50.207	112.6	1:20.181	122.0	34.638	84.3	2:45.026	
18								

42 Paul Chase-Gardener (T2CV) — Ford Capri

lap	Sect-1	Speed	Sect-2	Speed	Sect-3	Speed	Laptime	Pit
1		101.2	1:22.173	122.9	34.832	81.7	3:00.838	
2	50.102	108.2	1:19.476	121.4	34.572	82.6	2:44.150	
3	49.785	108.8	1:20.307	121.4	34.587	81.9	2:44.679	
4	51.083	107.0	1:20.423	122.0	34.643	82.6	2:46.149	
5	50.900	106.5	1:19.705	122.9	34.344	83.1	2:44.949	
6	50.621	103.1	1:20.149	120.9	34.785	81.3	2:45.555	
7	50.462	109.5	1:20.093	115.5	35.990	82.6	2:46.545	
8	49.979	106.4	1:21.316	118.6	35.102	81.7	2:46.397	
9	50.640	104.0	2:49.323	120.7	34.574	81.3	4:14.537	P
10	50.249	108.9	1:21.048	116.7	35.822	80.5	2:47.119	
11	50.742	102.9	1:21.098	120.3	34.780	81.2	2:46.620	
12	50.396	107.4	1:21.142	113.4	35.204	80.3	2:46.742	
13	50.259	105.8	1:20.372	119.2	34.789	80.5	2:45.420	
14	50.540	103.4	1:20.722	120.5	34.561	81.3	2:45.823	
15	52.010	103.6	1:21.774	119.8	34.762	80.7	2:48.546	
16	50.418	104.9	1:20.205	116.3	34.955	81.4	2:45.578	
17	50.226	109.5	1:19.711	121.1	34.451	81.8	2:44.388	
18								

43 Guest / Guest (H3BV) — Alfa Romeo GTV6

lap	Sect-1	Speed	Sect-2	Speed	Sect-3	Speed	Laptime	Pit
1		107.5	1:19.985	118.1	33.681	86.0	2:57.729	
2	49.395	111.3	1:18.907	117.7	33.767	85.1	2:42.069	
3	49.036	112.6	1:20.759	119.0	33.770	86.4	2:43.565	
4	51.582	107.2	1:18.948	118.8	33.790	85.0	2:44.320	
5	49.120	110.6	1:18.446	117.3	34.091	84.9	2:41.657	
6	49.698	108.4	1:18.535	115.9	33.683	85.6	2:41.916	
7	49.213	108.2	2:53.864	114.7	36.039	83.5	4:19.116	P
8	49.979	105.2	1:21.924	116.1	34.403	83.0	2:46.306	
9	49.827	108.2	1:19.292	115.1	34.121	84.8	2:43.240	
10	50.259	107.0	1:18.981	114.5	34.765	85.5	2:44.005	
11	50.709	106.2	1:20.693	115.1	34.661	84.9	2:46.063	
12	49.370	106.2	1:20.063	116.5	34.476	84.2	2:43.909	
13	49.167	109.1	1:18.712	116.1	33.565	84.0	2:41.444	
14	49.864	104.2	1:19.140	114.7	34.279	85.3	2:43.283	
15	49.551	106.4	1:19.688	114.9	34.069	85.0	2:43.308	
16	49.004	106.4	1:18.839	114.1	34.061	84.9	2:41.904	
17	48.949	107.9	1:19.067	116.5	33.829	84.5	2:41.845	
18								

44 Morris / Shephard (T2AV) — Volkswagen Golf GTi Mk1

lap	Sect-1	Speed	Sect-2	Speed	Sect-3	Speed	Laptime	Pit
1		113.4	1:20.394	119.0	34.483	83.6	2:51.415	
2	48.644	112.6	1:17.681	118.6	33.327	86.0	2:39.652	
3	49.096	114.3	1:17.168	119.2	33.430	85.8	2:39.694	
4	48.306	109.7	1:18.629	117.7	33.825	85.5	2:40.760	
5	49.055	112.2	1:20.580	103.7	33.613	85.3	2:43.248	
6	48.361	111.8	1:17.768	117.1	34.336	83.2	2:40.465	
7	48.549	109.5	1:17.484	116.3	34.536	85.7	2:40.569	
8	48.392	111.1	1:17.544	115.9	33.572	84.0	2:39.508	
9	48.645	111.5	2:45.734	120.3	33.145	87.0	4:07.524	P
10								

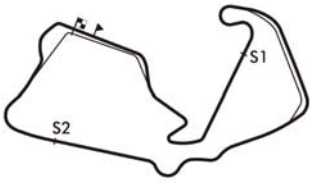

Session Start: 12:49:11 - Finish: 13:36:28
Weather/Track Conditions: Overcast / Dry
Circuit: Silverstone Grand Prix Wing Nat Pits
Track Length: 5.891 Km - 3.6605 miles
Printed: 22-07-2018 - 13:44

MST
Results: www.mstworld.com. Live Timing: https://livetiming.getraceresults.com/mst. Email: timing@mstworld.com

Silverstone Classic - 20 - 22 Jul 2018

Historic Touring Car Challenge

Race 16 - Sector Analysis

53 Luck / Champkin (H2BV) — BMW 320

lap	Sect-1	Speed	Sect-2	Speed	Sect-3	Speed	Laptime	Pit
1		108.4	1:19.024	122.2	34.423	82.5	2:55.519	
2	49.301	110.4	1:17.375	121.6	34.064	85.5	2:40.740	
3	50.004	112.2	1:17.104	123.6	33.168	88.0	2:40.276	
4	47.977	110.2	1:17.848	122.5	32.812	86.8	2:38.637	
5	47.702	112.8	1:17.331	121.4	33.107	87.1	2:38.140	
6	47.886	111.5	1:16.909	121.4	33.170	87.3	2:37.965	
7	47.775	111.5	1:15.985	120.3	33.401	86.3	2:37.161	
8	47.782	111.3	2:58.206	119.8	33.896	84.5	4:19.884	P
9	47.951	112.0	1:16.086	122.5	33.307	83.4	2:37.344	
10	47.744	113.7	1:16.223	122.0	33.458	87.9	2:37.425	
11	47.217	114.7	1:15.968	119.8	32.786	87.1	2:35.971	
12	47.620	111.8	1:15.965	121.8	32.829	87.1	2:36.414	
13	47.767	111.7	1:15.994	122.0	33.357	85.5	2:37.118	
14	47.179	112.6	1:15.763	121.4	32.588	85.8	2:35.530	
15	47.297	111.8	1:15.859	121.1	32.703	86.6	2:35.859	
16	47.404	112.2	1:15.476	120.9	32.356	87.5	2:35.236	
17	47.532	113.7	1:15.391	123.6	32.904	86.4	2:35.827	
18	47.895	113.7	1:16.031	122.2	32.387	87.4	2:36.313	

61 Mark Roberts (T2AV) — Ford Fiesta

lap	Sect-1	Speed	Sect-2	Speed	Sect-3	Speed	Laptime	Pit
1		100.3	1:23.470	110.7	36.567	79.7	3:05.540	
2	51.584	101.2	1:22.871	109.3	34.461	78.6	2:48.916	
3	51.456	100.0	1:20.976	109.5	34.266	79.5	2:46.698	
4	50.721	100.0	1:23.644	108.2	34.156	80.5	2:48.521	
5	50.493	98.5	1:20.408	108.4	36.823	72.2	2:47.724	
6	51.758	98.4	1:21.880	109.1	35.402	75.3	2:49.040	
7	51.478	98.5	2:52.342	106.7	34.506	80.1	4:18.326	P
8	51.181	98.8	1:21.480	107.5	34.004	80.2	2:46.665	
9	50.825	99.0	1:21.038	109.1	34.028	80.9	2:45.891	
10	50.294	98.7	1:20.961	107.2	34.081	80.3	2:45.336	
11	50.475	98.4	1:20.673	108.1	34.117	80.3	2:45.265	
12	50.867	99.3	1:20.542	107.9	33.958	79.2	2:45.367	
13	51.791	99.3	1:21.024	108.2	34.002	79.9	2:46.817	
14	50.871	99.4	1:21.208	109.3	33.609	80.6	2:45.688	
15	50.469	98.5	1:20.955	107.7	34.118	80.4	2:45.542	
16	50.682	98.1	1:20.791	108.6	34.420	79.2	2:45.893	
17	50.696	98.7	1:20.803	108.4	34.348	80.4	2:45.847	
18								

63 Mark Burnett (T2A) — Austin Mini 1275GT

lap	Sect-1	Speed	Sect-2	Speed	Sect-3	Speed	Laptime	Pit
1		105.4	1:18.476	116.7	35.014	82.1	2:54.438	
2	48.920	106.7	1:18.310	114.1	34.150	84.1	2:41.380	
3	50.357	105.7	1:19.556	114.5	33.589	84.8	2:43.502	
4	49.356	105.0	1:19.458	112.6	33.920	83.9	2:42.734	
5	50.285	103.2	1:18.532	112.2	33.659	84.7	2:42.476	
6	49.105	105.2	1:18.681	111.7	33.934	83.6	2:41.720	
7	49.233	103.2	1:19.044	111.7	33.982	83.0	2:42.259	
8	50.157	103.6	1:20.685	113.6	33.474	85.1	2:44.316	
9	50.253	102.1	2:46.461	112.2	33.373	84.5	4:10.087	P
10	48.984	104.0	1:18.382	111.7	33.518	84.2	2:40.884	
11	48.942	104.4	1:18.371	112.2	33.241	85.0	2:40.554	
12	48.912	104.7	1:18.924	112.6	33.774	85.3	2:41.610	
13	48.799	104.9	1:18.362	111.3	33.787	84.7	2:40.948	
14	49.475	103.1	1:18.659	113.6	33.462	83.7	2:41.596	
15	49.349	106.4	1:18.347	113.6	33.592	84.5	2:41.288	
16	49.947	105.2	1:18.627	113.2	33.781	83.9	2:42.355	
17	49.549	105.2	1:18.643	112.4	33.531	83.8	2:41.723	
18								

66 Whale / Whale (H3BV) — BMW M3 E30

lap	Sect-1	Speed	Sect-2	Speed	Sect-3	Speed	Laptime	Pit
1		122.2	1:11.000	134.8	30.463	96.6	2:25.362	
2	44.124	120.9	1:10.961	132.1	30.477	95.4	2:25.562	
3	44.222	122.0	1:11.117	133.2	30.454	96.3	2:25.793	
4	43.575	124.5	1:09.723	134.8	31.049	93.0	2:24.347	
5	44.677	122.2	1:09.938	133.2	30.199	98.0	2:24.814	
6	43.532	122.0	1:09.889	133.2	29.977	97.7	2:23.398	
7	43.826	122.2	1:12.360	132.1	30.113	95.8	2:26.299	
8	43.825	122.0	2:47.577	132.4	29.932	97.1	4:01.334	P
9	44.020	123.1	1:09.403	133.7	30.017	87.1	2:23.440	
10	44.023	123.4	1:09.180	133.9	30.207	98.1	2:23.410	
11	44.690	123.8	1:09.267	133.2	29.847	98.9	2:23.804	
12	43.005	123.6	1:09.674	135.0	29.998	97.7	2:22.677	
13	43.190	122.7	1:09.381	133.7	29.967	96.7	2:22.538	
14	43.448	123.4	1:09.488	133.7	30.630	91.1	2:23.566	
15	44.635	126.6	1:10.027	134.5	30.155	97.4	2:24.817	
16	43.967	122.2	1:09.664	132.6	30.159	97.3	2:23.790	
17	44.121	119.6	1:10.420	131.8	29.959	97.6	2:24.500	
18	43.923	122.7	1:09.057	134.2	29.963	97.6	2:22.943	
19	43.382	123.1	1:10.856	133.2	30.898	76.1	2:25.136	
20								

68 David Tomlin (H2BV) — Ford RS1800

lap	Sect-1	Speed	Sect-2	Speed	Sect-3	Speed	Laptime	Pit
1		118.4	1:13.127	127.1	30.746	94.0	2:31.063	
2	44.133	120.1	1:11.427	127.8	30.895	93.5	2:26.455	
3	44.820	119.6	1:11.000	131.3	30.643	93.8	2:26.463	
4	43.760	120.7	1:10.314	131.3	30.300	95.2	2:24.374	
5	46.148	120.3	1:10.213	132.6	30.398	94.2	2:26.759	
6	45.063	120.1	1:11.716	131.6	32.301	89.9	2:29.080	
7	45.089	114.5	2:36.179	126.6	30.741	92.7	3:52.009	P
8	44.609	118.4	1:11.469	127.6	30.758	92.5	2:26.836	
9	44.308	120.3	1:11.139	128.8	30.517	93.4	2:25.964	
10	44.265	120.9	1:10.828	131.8	30.836	94.7	2:25.929	
11	44.327	121.6	1:12.000	131.6	31.944	92.7	2:28.271	
12	44.482	121.4	1:10.417	132.4	30.474	95.6	2:25.373	
13	44.779	121.4	1:10.677	132.9	30.394	94.5	2:25.850	
14	44.763	121.6	1:10.998	131.6	42.537	64.7	2:38.298	
15	1:03.622	75.6	4:04.489	122.2	31.400	91.8	5:39.511	P
16	46.744	109.5	1:15.445	126.6	31.080	93.1	2:33.269	
17	44.958	116.9	1:12.178	128.8	31.663	88.4	2:28.799	
18	44.688	117.7	1:12.002	128.6	31.444	89.2	2:28.134	

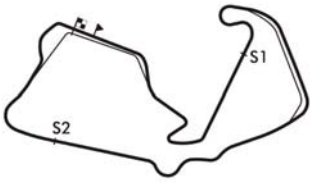

Session Start: 12:49:11 - Finish: 13:36:28
Weather/Track Conditions: Overcast / Dry
Circuit: Silverstone Grand Prix Wing Nat Pits
Track Length: 5.891 Km - 3.6605 miles
Printed: 22-07-2018 - 13:44

MST
Results: www.mstworld.com. Live Timing: https://livetiming.getraceresults.com/mst. Email: timing@mstworld.com

Silverstone Classic - 20 - 22 Jul 2018

Historic Touring Car Challenge

Race 16 - Sector Analysis

72 Brooks / Caine (T2A) — Austin Mini 1275GT

lap	Sect-1	Speed	Sect-2	Speed	Sect-3	Speed	Laptime	Pit
1		100.5	1:19.980	111.7	34.237	78.3	2:54.728	
2	50.559	102.5	1:19.590	110.4	33.806	81.6	2:43.955	
3				112.0	33.445	82.6	2:45.262	
4				111.7	33.895	81.9	2:44.856	
5	50.007	101.1	1:19.471	109.1	33.873	81.3	2:43.351	
6	50.603	99.9	1:21.389	108.1	34.242	81.5	2:46.234	
7	50.679	99.9	2:49.229	109.5	34.189	82.5	4:14.097	P
8	53.218	95.2	1:19.784	110.6	33.916	82.5	2:46.918	
9	49.716	100.2	1:18.560	108.6	33.200	82.7	2:41.476	
10	49.976	99.3	1:18.913	109.8	34.832	83.7	2:43.721	
11	51.551	101.4	1:19.380	109.7	33.593	83.3	2:44.524	
12				108.1	33.234	83.2	2:47.228	
13				108.4	33.366	82.9	2:42.057	
14	49.997	100.9	1:19.364	108.1	33.694	83.1	2:43.055	
15	50.113	102.9	1:19.640	108.4	33.334	83.4	2:43.087	
16	50.145	100.9	1:19.565	110.0	33.664	82.3	2:43.374	
17	50.337	100.5	1:27.063	96.7	35.625	72.6	2:53.025	
18								

74 Bruce / Harvey (T2CV) — Rover SD1

lap	Sect-1	Speed	Sect-2	Speed	Sect-3	Speed	Laptime	Pit
1		107.9	1:17.520	124.5	33.445	85.3	2:45.258	
2				125.7	33.930	84.5	2:40.125	
3	48.425	117.3	1:18.132	127.1	33.459	87.0	2:40.016	
4	48.222	106.5	1:18.047	124.7	33.589	81.4	2:39.858	

77 Allen / Roberts (T1BV) — Alfa Romeo 2000 GTV

lap	Sect-1	Speed	Sect-2	Speed	Sect-3	Speed	Laptime	Pit
1		100.0	1:25.969	107.2	36.343	75.6	3:12.057	
2	52.935	99.4	1:26.077	105.8	36.246	75.9	2:55.258	
3	54.213	98.5	1:26.352	106.5	37.055	75.7	2:57.620	
4	54.139	97.8	1:26.713	107.7	36.830	75.7	2:57.682	
5	54.609	98.4	1:26.486	107.5	36.607	75.3	2:57.702	
6	54.966	97.8	1:28.452	106.9	37.999	68.9	3:01.417	
7	54.318	97.5	1:26.967	106.9	39.034	74.9	3:00.319	
8	53.889	97.7	2:59.584	106.4	36.494	76.0	4:29.967	P
9	52.997	98.3	1:24.797	107.7	37.543	78.0	2:55.337	
10	52.046	99.0	1:24.837	107.4	35.608	77.3	2:52.491	
11	52.379	97.8	1:25.177	107.4	35.572	77.0	2:53.128	
12	52.477	99.1	1:24.170	108.4	35.954	77.4	2:52.601	
13	52.483	98.1	1:24.301	107.4	35.845	77.2	2:52.629	
14	52.351	99.1	1:24.475	107.4	35.881	77.8	2:52.707	
15	53.412	98.1	1:24.270	107.9	35.749	76.7	2:53.431	
16	52.691	97.8	1:23.838	107.9	35.568	76.8	2:52.097	

84 Steve Jones (H4B) — BMW M3 E30

lap	Sect-1	Speed	Sect-2	Speed	Sect-3	Speed	Laptime	Pit
1		110.0	1:17.917	126.1	33.489	83.9	2:50.338	
2	48.457	114.1	1:16.799	125.9	33.342	86.4	2:38.598	
3	48.194	113.0	1:16.855	127.8	33.380	87.8	2:38.429	
4	48.736	113.4	1:35.912	126.6	33.209	87.9	2:57.857	
5				126.1	33.230	86.5	2:38.566	
6				126.4	33.000	88.3	2:37.268	
7	47.937	115.3	1:16.778	125.9	32.917	90.1	2:37.632	
8	47.166	115.5	1:16.067	124.7	33.921	86.1	2:37.154	
9	48.244	115.1	1:17.082	125.9	33.937	85.5	2:39.263	
10	47.873	110.0	2:49.620	122.5	33.601	85.3	4:11.094	P
11				126.1	32.974	85.6	2:38.234	
12				125.4	33.007	87.4	2:37.654	
13				127.3	33.258	86.1	2:37.879	
14	47.520	113.7	1:16.965	126.1	32.974	85.0	2:37.459	

91 Clark / Shuckburgh (T2DV) — Chevrolet Camaro

lap	Sect-1	Speed	Sect-2	Speed	Sect-3	Speed	Laptime	Pit
1		109.8	1:18.952	129.8	35.294	87.5	2:53.256	
2	48.880	111.5	1:17.131	133.4	34.068	88.9	2:40.079	
3	48.068	117.3	1:16.405	130.3	33.893	85.7	2:38.366	
4	1:04.042	97.3	1:21.882	123.8	34.149	86.4	3:00.073	
5	47.944	115.5	1:20.012	127.3	33.690	89.4	2:41.646	
6	48.819	104.9	1:18.021	133.7	33.884	84.2	2:40.724	
7	48.420	105.5	3:13.910	115.5	35.417	87.9	4:37.747	P
8	50.653	96.3	1:19.575	127.8	34.675	86.1	2:44.903	
9	49.789	102.5	1:16.508	133.2	34.733	90.1	2:41.030	
10	48.020	108.4	1:18.448	130.1	34.679	87.2	2:41.147	
11	47.605	111.8	1:16.269	131.3	35.441	88.1	2:39.315	
12	48.873	109.3	2:00.474	118.6	36.465	87.5	3:25.812	P
13	48.154	104.4	1:16.393	125.9	34.441	90.0	2:38.988	
14	47.575	103.7	1:17.682	131.1	33.986	88.8	2:39.243	
15	47.215	113.9	1:16.579	132.9	34.080	90.8	2:37.874	
16	47.810	106.0	1:16.965	125.2	35.122	89.7	2:39.897	
17	47.635	111.7	1:17.388	133.4	34.134	89.9	2:39.157	
18								

101 Thomas / Lockie (HTCI) — Ford Sierra Cosworth RS500

lap	Sect-1	Speed	Sect-2	Speed	Sect-3	Speed	Laptime	Pit

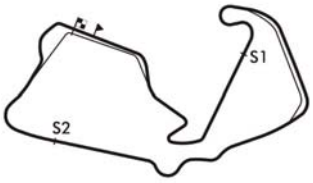

Session Start: 12:49:11 - Finish: 13:36:28
Weather/Track Conditions: Overcast / Dry
Circuit: Silverstone Grand Prix Wing Nat Pits
Track Length: 5.891 Km - 3.6605 miles
Printed: 22-07-2018 - 13:44

MST
Results: www.mstworld.com. Live Timing: https://livetiming.getraceresults.com/mst. Email: timing@mstworld.com

Silverstone Classic - 20 - 22 Jul 2018

Historic Touring Car Challenge

Race 16 - Sector Analysis

111 Stanford / Stanford (H4B) — BMW E30 M3

lap	Sect-1	Speed	Sect-2	Speed	Sect-3	Speed	Laptime	Pit
1		117.3	1:13.831	129.3	31.549	93.6	2:32.888	
2	45.359	118.8	1:13.279	129.8	31.522	93.2	2:30.160	
3	45.201	119.8	1:13.018	130.1	31.558	91.3	2:29.777	
4	45.420	119.0	1:12.515	129.1	31.257	93.2	2:29.192	
5	45.372	120.1	1:12.479	131.3	31.719	92.7	2:29.570	
6	46.249	118.1	1:12.728	129.6	31.363	93.6	2:30.340	
7	45.453	118.4	1:12.603	128.8	31.541	92.3	2:29.597	
8	45.099	118.4	1:12.853	129.6	31.756	89.6	2:29.708	
9	45.707	118.6	1:12.784	128.8	31.457	92.6	2:29.948	
10	45.682	118.1	1:13.174	129.3	31.262	93.1	2:30.118	
11	45.808	118.6	2:48.530	127.3	31.707	88.7	4:06.045	P
12	47.076	116.9	1:14.102	129.3	32.500	90.4	2:33.678	
13	47.114	114.3	1:14.949	129.3	31.928	92.7	2:33.991	
14	46.641	116.7	1:16.836	128.8	32.230	91.0	2:35.707	
15	46.357	116.5	1:15.399	125.9	32.836	89.7	2:34.592	
16	46.453	116.7	1:15.216	129.3	33.092	83.6	2:34.761	
17	47.236	116.5	1:14.515	129.6	32.466	89.0	2:34.217	
18	47.839	115.5	1:16.399	127.6	33.157	87.4	2:37.395	
19	47.338	116.5	1:15.682	127.8	32.397	88.1	2:35.417	
20								

112 Ben Gill (H2BV) — Ford Escort Mk1

lap	Sect-1	Speed	Sect-2	Speed	Sect-3	Speed	Laptime	Pit
1		121.1	1:12.938	128.1	31.508	94.0	2:32.001	
2	44.846	120.1	1:13.149	128.1	31.072	94.0	2:29.067	
3	44.527	118.1	1:13.564	128.3	31.417	92.2	2:29.508	
4	45.029	117.9	1:13.513	127.6	31.576	91.6	2:30.118	
5	44.988	119.4	1:13.562	129.3	31.968	91.7	2:30.518	
6	46.444	117.1	1:13.593	131.3	31.464	93.0	2:31.501	
7	45.250	118.4	1:13.962	129.1	31.629	89.3	2:30.841	
8	45.201	118.1	2:34.851	127.8	32.163	90.5	3:52.215	P
9	45.930	117.5	1:13.195	131.6	32.530	88.8	2:31.655	
10	46.827	119.2	1:14.420	127.6	31.524	91.3	2:32.771	
11	45.300	117.9	1:14.178	129.8	32.740	89.7	2:32.218	
12	45.119	116.3	1:13.754	127.8	31.596	88.0	2:30.469	
13	44.867	118.8	1:13.327	127.3	31.542	92.5	2:29.736	
14	45.029	118.6	1:13.100	126.4	31.894	91.7	2:30.023	
15	44.827	119.2	1:14.309	128.1	31.915	89.9	2:31.051	
16	46.845	115.9	1:13.912	126.4	32.111	90.7	2:32.868	
17	45.269	119.8	1:13.514	132.1	32.107	87.5	2:30.890	
18	45.792	120.1	1:12.848	128.6	31.329	92.2	2:29.969	
19	45.138	119.2	1:12.951	130.8	32.871	81.7	2:30.960	
20								

117 Jeff Allam (T2CV) — Ford Capri

lap	Sect-1	Speed	Sect-2	Speed	Sect-3	Speed	Laptime	Pit
1		98.0	1:19.254	126.6	34.312	82.4	2:56.083	
2	50.886	109.1	1:19.473	125.0	34.075	83.7	2:44.434	
3	49.035	112.8	1:19.036	126.6	34.047	83.3	2:42.118	
4	50.361	108.9	1:18.582	126.6	34.299	84.5	2:43.242	
5	49.187	106.9	1:19.604	125.7	34.070	83.3	2:42.861	
6	51.237	98.7	1:18.996	125.4	33.560	85.2	2:43.793	
7	49.404	111.5	1:18.945	124.3	33.964	83.7	2:42.313	
8	49.392	112.8	1:18.493	125.4	34.018	82.8	2:41.903	
9	49.161	114.3	1:18.156	124.3	34.106	83.9	2:41.423	
10	49.605	104.5	2:55.975	124.3	34.042	84.0	4:19.622	P
11	49.147	106.4	1:18.987	120.7	33.904	84.1	2:42.038	
12	49.995	106.9	1:18.521	125.2	33.657	85.2	2:42.173	
13	49.613	108.6	1:18.480	124.5	34.024	85.0	2:42.117	
14	49.618	108.6	1:18.602	124.7	34.164	81.6	2:42.384	
15	3:32.025	106.4	1:17.679	124.3	33.942	84.3	5:23.646	
16	49.080	108.6	1:18.079	126.6	33.602	84.8	2:40.761	

120 Keen / McAlpine (H2C) — Ford Capri

lap	Sect-1	Speed	Sect-2	Speed	Sect-3	Speed	Laptime	Pit
1		98.7	1:21.358	117.3	35.395	82.2	2:58.439	
2	50.182	103.6	1:19.046	120.9	33.790	83.4	2:43.018	
3	49.282	111.7	1:18.216	123.1	34.127	82.3	2:41.625	
4	51.840	110.7	1:18.455	121.1	33.836	83.5	2:44.131	
5	48.597	110.9	1:17.769	118.8	34.317	83.7	2:40.683	
6								

123 Ric Wood (H2CV) — Ford Capri

lap	Sect-1	Speed	Sect-2	Speed	Sect-3	Speed	Laptime	Pit
1		124.3	1:09.927	136.1	30.594	98.6	2:27.087	
2	43.086	122.0	1:10.064	143.7	30.312	96.9	2:23.462	
3	44.393	125.4	1:10.352	141.6	30.741	96.7	2:25.486	
4	43.961	118.8	1:10.319	141.3	31.092	96.6	2:25.372	
5	44.345	121.6	1:10.984	141.0	31.091	97.4	2:26.420	
6	43.884	117.5	1:10.582	141.3	30.990	95.4	2:25.456	
7	44.497	120.5	1:12.485	139.2	30.980	96.3	2:27.962	
8	44.057	119.4	1:12.351	137.2	31.743	95.0	2:28.151	
9	44.421	113.0	2:42.532	137.2	31.232	97.6	3:58.185	P
10	44.106	119.4	1:10.796	139.5	31.118	98.3	2:26.020	
11	43.728	118.6	1:12.000	138.1	31.010	94.3	2:26.738	
12	44.508	125.7	1:10.696	141.3	30.995	95.8	2:26.199	
13	44.126	120.1	1:10.775	142.2	30.623	97.0	2:25.524	
14	43.514	123.8	1:10.428	141.0	30.811	97.6	2:24.753	
15	43.955	118.6	1:10.836	140.4	30.994	90.7	2:25.785	
16	44.264	120.1	1:10.652	140.7	31.270	89.0	2:26.186	
17	45.325	117.3	1:10.255	142.5	30.913	95.5	2:26.493	
18	43.590	123.6	1:10.719	141.0	30.804	93.6	2:25.113	
19	43.909	124.7	1:11.001	135.0	31.491	95.4	2:26.401	
20								

127 Hall / Wrigley (H3CV) — Rover SD1

lap	Sect-1	Speed	Sect-2	Speed	Sect-3	Speed	Laptime	Pit
1							2:56.183	
2								

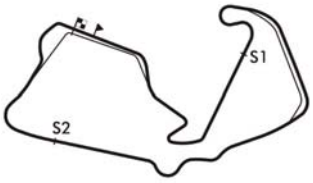

Session Start: 12:49:11 - Finish: 13:36:28
Weather/Track Conditions: Overcast / Dry
Circuit: Silverstone Grand Prix Wing Nat Pits
Track Length: 5.891 Km - 3.6605 miles
Printed: 22-07-2018 - 13:44

MST
Results: www.mstworld.com. Live Timing: https://livetiming.getraceresults.com/mst. Email: timing@mstworld.com

Silverstone Classic - 20 - 22 Jul 2018

Historic Touring Car Challenge

Race 16 - Sector Analysis

140 Mark Wilson (T2A) — Volkswagen Golf GTi

lap	Sect-1	Speed	Sect-2	Speed	Sect-3	Speed	Laptime	Pit
1		98.1	1:23.275	109.3	35.834	78.5	3:03.390	
2	52.751	100.8	1:21.101	109.5	34.185	79.7	2:48.037	
3	51.171	99.4	1:21.395	108.1	34.193	80.4	2:46.759	
4	50.854	100.3	1:21.495	107.7	34.709	79.5	2:47.058	
5	51.267	99.6	1:21.285	107.4	34.527	79.8	2:47.079	
6								

144 Hanson / Pochciol (H2C) — Jaguar XJ12C Broadspeed

lap	Sect-1	Speed	Sect-2	Speed	Sect-3	Speed	Laptime	Pit
1		120.1	1:10.138	141.9	30.946	94.8	2:25.151	
2	44.230	123.1	1:10.151	143.4	30.717	94.3	2:25.098	
3	44.028	124.5	1:09.591	144.3	30.929	92.5	2:24.548	
4	44.519	127.1	1:09.933	144.0	31.691	91.8	2:26.143	
5	44.943	124.7	1:10.053	140.7	31.135	95.1	2:26.131	
6	44.186	124.0	1:10.285	142.5	31.267	95.4	2:25.738	
7	45.350	114.9	1:12.251	142.2	31.877	94.4	2:29.478	
8	44.003	120.5	1:11.810	136.4	32.291	90.7	2:28.104	
9	43.978	118.6	1:10.990	140.4	31.656	93.1	2:26.624	
10	44.659	117.5	1:11.385	140.7	31.632	93.2	2:27.676	
11	44.305	118.6	2:41.240	131.6	34.327	79.2	3:59.872	P
12	48.547	103.7	1:16.282	130.3	33.101	86.2	2:37.930	
13	46.683	122.7	1:16.413	134.8	33.277	88.3	2:36.373	
14	47.012	117.7	1:16.100	135.3	33.251	89.0	2:36.363	
15	47.301	122.7	1:16.233	130.8	33.527	87.3	2:37.061	
16	47.471	119.6	1:16.621	137.0	33.789	83.3	2:37.881	
17	48.660	122.9	1:15.569	144.6	33.327	87.9	2:37.556	
18	46.292	119.6	1:14.992	136.4	33.315	81.5	2:34.599	
19	48.020	117.1	1:15.321	133.9	34.058	87.4	2:37.399	
20								

151 Bill Cutler (H2C) — BMW M535i

lap	Sect-1	Speed	Sect-2	Speed	Sect-3	Speed	Laptime	Pit
1		104.7	1:18.213	123.6	35.104	86.4	2:53.644	
2	47.691	113.4	1:16.782	125.2	33.186	89.6	2:37.659	
3	47.147	114.9	1:16.700	124.0	33.294	78.7	2:37.141	
4	48.448	114.1	1:17.573	124.7	33.443	86.5	2:39.464	
5	48.398	113.4	1:17.587	122.0	33.331	86.5	2:39.316	
6	47.733	112.0	1:16.834	123.1	33.306	88.1	2:37.873	
7	47.899	113.0	1:17.485	125.7	33.195	85.5	2:38.579	
8	47.755	112.8	2:56.678	121.1	33.866	85.6	4:18.299	P
9	48.322	112.4	1:17.299	122.9	33.540	86.1	2:39.161	
10	47.706	113.7	1:16.778	124.0	33.044	87.3	2:37.528	
11	47.945	114.1	1:16.851	124.3	33.136	88.2	2:37.932	
12	47.285	113.9	1:17.227	122.7	32.998	88.1	2:37.510	
13	48.178	112.4	1:16.770	123.1	33.994	87.0	2:38.942	
14	48.060	112.2	1:27.934	114.3	33.790	84.1	2:49.784	
15	48.925	109.5	1:18.753	121.8	33.908	86.7	2:41.586	
16	48.072	111.8	1:18.286	120.9	33.570	80.1	2:39.928	
17	48.568	110.9	1:18.218	123.4	33.963	84.8	2:40.749	
18	49.283	109.7	1:18.043	122.7	34.119	86.6	2:41.445	

181 Malcolm Harding (H2BV) — Ford Escort Mk2 Zakspeed

lap	Sect-1	Speed	Sect-2	Speed	Sect-3	Speed	Laptime	Pit
1		115.7	1:14.852	129.1	32.750	86.6	2:40.172	
2	46.937	116.1	1:15.000	127.1	32.588	92.2	2:34.525	
3	46.331	117.1	1:15.031	128.3	32.877	89.5	2:34.239	
4	46.570	117.3	1:14.904	124.0	32.591	91.5	2:34.065	
5	46.594	117.5	1:13.500	130.6	33.215	91.7	2:33.309	
6	47.796	116.1	1:15.700	128.6	33.325	83.5	2:36.821	
7	47.585	116.9	1:15.030	128.8	32.230	92.5	2:34.845	
8	47.925	115.3	1:14.575	128.6	32.966	90.7	2:35.466	
9	46.316	115.9	1:15.267	128.6	33.188	90.5	2:34.771	
10	46.727	111.3	2:52.675	127.6	33.616	91.2	4:13.018	P
11	47.349	116.7	1:14.947	117.1	33.671	90.6	2:35.967	
12	47.006	113.2	1:15.659	126.1	33.062	92.2	2:35.727	
13	46.533	117.5	1:14.195	130.6	32.106	91.5	2:32.834	
14	48.732	116.9	1:14.614	128.8	32.676	82.4	2:36.022	
15	46.984	118.1	1:14.809	122.7	33.291	90.4	2:35.084	
16	47.641	110.9	1:14.931	125.9	32.876	91.8	2:35.448	
17	47.256	115.7	1:15.568	126.1	32.691	90.5	2:35.515	
18	47.646	115.7	1:16.942	126.6	32.489	92.2	2:37.077	

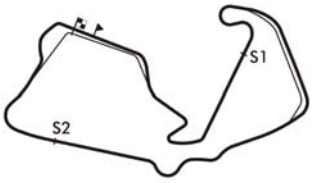

Session Start: 12:49:11 - Finish: 13:36:28
Weather/Track Conditions: Overcast / Dry
Circuit: Silverstone Grand Prix Wing Nat Pits
Track Length: 5.891 Km - 3.6605 miles
Printed: 22-07-2018 - 13:44

MST
Results: www.mstworld.com. Live Timing: https://livetiming.getraceresults.com/mst. Email: timing@mstworld.com

Silverstone Classic - 20 - 22 Jul 2018

Historic Touring Car Challenge

Race 16 - Best Sector Times

	SECTOR 1			SECTOR 2			SECTOR 3		
	NO	TIME	LAP	NO	TIME	LAP	NO	TIME	LAP
1	66	43.005	12	66	1:09.057	18	66	29.847	11
2	123	43.086	2	10	1:09.103	13	10	30.147	13
3	10	43.236	17	144	1:09.591	3	68	30.300	4
4	68	43.760	4	123	1:09.927	1	123	30.312	2
5	16	43.940	2	68	1:10.213	5	6	30.424	11
6	144	43.978	9	16	1:11.002	13	16	30.571	13
7	5	44.335	10	6	1:11.123	8	144	30.717	2
8	6	44.348	4	5	1:11.281	16	5	30.872	12
9	112	44.527	3	18	1:12.404	15	20	30.989	17
10	111	45.099	8	20	1:12.456	18	112	31.072	2
11	20	45.248	16	111	1:12.479	5	111	31.257	4
12	18	45.313	18	112	1:12.848	18	11	31.412	14
13	21	45.353	9	21	1:13.078	11	4	31.605	5
14	4	46.160	4	181	1:13.500	5	24	31.852	18
15	11	46.191	15	4	1:13.720	4	18	31.960	11
16	181	46.316	9	11	1:13.928	14	3	32.024	17
17	24	46.639	12	24	1:14.014	12	181	32.106	13
18	3	46.976	6	3	1:14.783	17	21	32.337	8
19	12	47.093	13	12	1:15.371	8	53	32.356	16
20	151	47.147	3	53	1:15.391	17	12	32.444	12
21	84	47.166	8	84	1:16.067	8	31	32.556	1
22	53	47.179	14	15	1:16.082	11	84	32.917	7
23	91	47.215	15	7	1:16.138	6	151	32.998	12
24	31	47.309	2	91	1:16.269	11	15	33.043	6
25	7	47.701	6	31	1:16.392	6	44	33.145	9
26	15	47.761	5	151	1:16.700	3	72	33.200	9
27	28	47.876	14	28	1:17.007	13	7	33.214	4
28	32	48.091	14	44	1:17.168	3	63	33.241	11
29	74	48.222	4	74	1:17.520	1	28	33.292	10
30	44	48.306	4	32	1:17.649	16	32	33.415	17
31	120	48.597	5	117	1:17.679	15	74	33.445	1
32	63	48.799	13	120	1:17.769	5	117	33.560	6
33	43	48.949	17	63	1:18.310	2	43	33.565	13
34	117	49.035	3	1	1:18.345	5	61	33.609	14
35	9	49.190	16	41	1:18.388	5	91	33.690	5
36	1	49.291	3	43	1:18.446	5	1	33.698	5
37	41	49.306	14	72	1:18.560	9	41	33.731	12
38	72	49.716	9	9	1:18.958	17	120	33.790	2
39	42	49.785	3	42	1:19.476	2	140	34.185	2
40	14	50.182	3	14	1:20.108	5	9	34.215	5
41	61	50.294	10	33	1:20.119	2	42	34.344	5
42	33	50.344	13	61	1:20.408	5	33	34.643	3
43	140	50.854	4	140	1:21.101	2	14	35.185	4
44	77	52.046	10	77	1:23.838	16	77	35.568	16
45	101			101			101		
46	127			127			127		

IDEAL / BEST LAP COMPARISON

NO	NAME	BEST	IN	IDEAL	DIFF
66	Whale/Whale	2:22.538	13	2:21.909	+0.629
10	Smith/Moulton-Smitl	2:23.206	17	2:22.486	+0.720
123	Ric Wood	2:23.462	2	2:23.325	+0.137
68	David Tomlin	2:24.374	4	2:24.273	+0.101
144	Hanson/Pochciol	2:24.548	3	2:24.286	+0.262
5	Linfoot/Jones	2:25.994	14	2:26.488	+-0.494
16	Steve Dance	2:26.004	13	2:25.513	+0.491
6	Tom Houlbrook	2:26.865	14	2:25.895	+0.970
20	Clarke/Jackson	2:29.043	17	2:28.693	+0.350
112	Ben Gill	2:29.067	2	2:28.447	+0.620
111	Stanford/Stanford	2:29.192	4	2:28.835	+0.357
18	Marc Devis	2:30.138	18	2:29.677	+0.461
21	Bryant/Bryant	2:31.465	9	2:30.768	+0.697
4	Williams/Williams	2:31.563	4	2:31.485	+0.078
11	Wakeman/Blakeney	2:32.006	14	2:31.531	+0.475
181	Malcolm Harding	2:32.834	13	2:31.922	+0.912
24	Robert Crofton	2:33.035	12	2:32.505	+0.530
3	Overington/Stevens	2:34.253	17	2:33.783	+0.470
53	Luck/Champkin	2:35.236	16	2:34.926	+0.310
12	Brindle/Greensall	2:35.519	8	2:34.908	+0.611
151	Bill Cutler	2:37.141	3	2:36.845	+0.296
7	Patrick Watts	2:37.223	6	2:37.053	+0.170
15	John Spiers	2:37.504	5	2:36.886	+0.618
91	Clark/Shuckburgh	2:37.874	15	2:37.174	+0.700
32	Jim McLoughlin	2:39.556	16	2:39.155	+0.401
63	Mark Burnett	2:40.554	11	2:40.350	+0.204
117	Jeff Allam	2:40.761	16	2:40.274	+0.487
43	Guest/Guest	2:41.444	13	2:40.960	+0.484
72	Brooks/Caine	2:41.476	9	2:41.476	+0.000
41	George Pochciol	2:42.448	5	2:41.425	+1.023
9	Rowley/Mallett	2:43.099	16	2:42.363	+0.736
42	Paul Chase-Garden	2:44.150	2	2:43.605	+0.545
61	Mark Roberts	2:45.265	11	2:44.311	+0.954
33	Lindsay/Wyndham	2:45.745	3	2:45.106	+0.639
14	Paul Clayson	2:46.373	4	2:45.475	+0.898
77	Allen/Roberts	2:52.097	16	2:51.452	+0.645
31	Wood/Ely	2:36.819	6	2:36.257	+0.562
84	Steve Jones	2:37.154	8	2:36.150	+1.004
28	O'Donnell/Lyons	2:38.363	13	2:38.175	+0.188
44	Morris/Shephard	2:39.508	8	2:38.619	+0.889
74	Bruce/Harvey	2:39.858	4	2:39.187	+0.671
120	Keen/McAlpine	2:40.683	5	2:40.156	+0.527
1	Cussons/Grant Pete	2:42.201	5	2:41.334	+0.867
140	Mark Wilson	2:46.759	3	2:46.140	+0.619
127	Hall/Wrigley	2:56.183	1		+
101	Thomas/Lockie				+

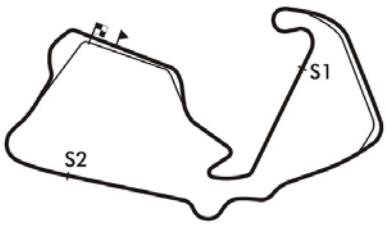

Session Start: 12:49:11 - Finish: 13:36:28
Weather/Track Conditions: Overcast / Dry
Circuit: Silverstone Grand Prix Wing Nat Pits
Track Length: 5.891 Km - 3.6605 miles

Printed: 22-07-2018 - 13:44

Silverstone Classic - 20 - 22 Jul 2018

Historic Touring Car Challenge

Race 16 - Best Sector Speeds

	NO	SECTOR 1	MPH	NO	SECTOR 2	MPH	NO	SECTOR 3	MPH
1	10	Smith/Moulton-Smith	127.8	21	Bryant/Bryant	144.9	66	Whale/Whale	98.9
2	18	Marc Devis	127.6	144	Hanson/Pochciol	144.6	123	Ric Wood	98.6
3	144	Hanson/Pochciol	127.1	123	Ric Wood	143.7	10	Smith/Moulton-Smith	97.3
4	66	Whale/Whale	126.6	5	Linfoot/Jones	141.3	6	Tom Houlbrook	95.6
5	16	Steve Dance	125.7	18	Marc Devis	140.1	16	Steve Dance	95.6
6	123	Ric Wood	125.7	10	Smith/Moulton-Smith	136.7	68	David Tomlin	95.6
7	5	Linfoot/Jones	122.9	16	Steve Dance	135.6	18	Marc Devis	95.4
8	21	Bryant/Bryant	122.5	66	Whale/Whale	135.0	144	Hanson/Pochciol	95.4
9	6	Tom Houlbrook	121.6	91	Clark/Shuckburgh	133.7	5	Linfoot/Jones	95.2
10	68	David Tomlin	121.6	68	David Tomlin	132.9	112	Ben Gill	94.0
11	112	Ben Gill	121.1	6	Tom Houlbrook	132.4	111	Stanford/Stanford	93.6
12	111	Stanford/Stanford	120.1	112	Ben Gill	132.1	20	Clarke/Jackson	93.5
13	7	Patrick Watts	119.2	111	Stanford/Stanford	131.3	181	Malcolm Harding	92.5
14	11	Wakeman/Blakeney-Edward	118.8	20	Clarke/Jackson	131.1	21	Bryant/Bryant	91.5
15	181	Malcolm Harding	118.1	32	Jim McLoughlin	130.6	91	Clark/Shuckburgh	90.8
16	24	Robert Crofton	117.9	181	Malcolm Harding	130.6	11	Wakeman/Blakeney-Edward	90.6
17	32	Jim McLoughlin	117.9	11	Wakeman/Blakeney-Edward	130.1	12	Brindle/Greensall	90.5
18	15	John Spiers	117.7	15	John Spiers	129.1	3	Overington/Stevens	90.4
19	20	Clarke/Jackson	117.3	12	Brindle/Greensall	128.8	4	Williams/Williams	90.4
20	74	Bruce/Harvey	117.3	7	Patrick Watts	128.6	84	Steve Jones	90.1
21	91	Clark/Shuckburgh	117.3	3	Overington/Stevens	128.1	151	Bill Cutler	89.6
22	3	Overington/Stevens	116.7	84	Steve Jones	127.8	31	Wood/Ely	88.6
23	31	Wood/Ely	116.3	74	Bruce/Harvey	127.1	24	Robert Crofton	88.3
24	1	Cussons/Grant Peterkin	115.9	24	Robert Crofton	126.6	7	Patrick Watts	88.0
25	84	Steve Jones	115.5	117	Jeff Allam	126.6	53	Luck/Champkin	88.0
26	4	Williams/Williams	115.3	1	Cussons/Grant Peterkin	126.4	15	John Spiers	87.6
27	28	O'Donnell/Lyons	115.3	9	Rowley/Mallett	126.4	32	Jim McLoughlin	87.4
28	151	Bill Cutler	114.9	41	George Pochciol	126.4	44	Morris/Shephard	87.0
29	53	Luck/Champkin	114.7	4	Williams/Williams	125.9	74	Bruce/Harvey	87.0
30	44	Morris/Shephard	114.3	151	Bill Cutler	125.7	28	O'Donnell/Lyons	86.5
31	117	Jeff Allam	114.3	28	O'Donnell/Lyons	124.3	43	Guest/Guest	86.4
32	41	George Pochciol	114.1	53	Luck/Champkin	123.6	1	Cussons/Grant Peterkin	86.1
33	12	Brindle/Greensall	113.9	120	Keen/McAlpine	123.1	9	Rowley/Mallett	85.8
34	9	Rowley/Mallett	113.7	42	Paul Chase-Gardener	122.9	63	Mark Burnett	85.3
35	43	Guest/Guest	112.6	31	Wood/Ely	120.7	33	Lindsay/Wyndham	85.2
36	120	Keen/McAlpine	111.7	44	Morris/Shephard	120.3	117	Jeff Allam	85.2
37	42	Paul Chase-Gardener	109.5	33	Lindsay/Wyndham	120.1	41	George Pochciol	85.1
38	33	Lindsay/Wyndham	108.2	14	Paul Clayson	119.2	72	Brooks/Caine	83.7
39	14	Paul Clayson	107.0	43	Guest/Guest	119.0	120	Keen/McAlpine	83.7
40	63	Mark Burnett	106.7	63	Mark Burnett	116.7	42	Paul Chase-Gardener	83.1

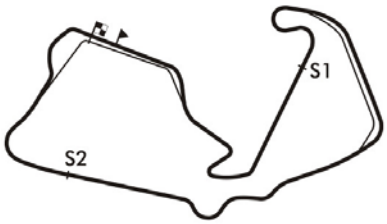

Session Start: 12:49:11 - Finish: 13:36:28
Weather/Track Conditions: Overcast / Dry
Circuit: Silverstone Grand Prix Wing Nat Pits
Track Length: 5.891 Km - 3.6605 miles
Printed: 22-07-2018 - 13:45

Silverstone Classic - 20 - 22 Jul 2018

Historic Touring Car Challenge

Race 16 - Best Sector Speeds

41	72	Brooks/Caine	102.9	72	Brooks/Caine	112.0	14	Paul Clayson	82.8
42	61	Mark Roberts	101.2	61	Mark Roberts	110.7	61	Mark Roberts	80.9
43	140	Mark Wilson	100.8	140	Mark Wilson	109.5	140	Mark Wilson	80.4
44	77	Allen/Roberts	100.0	77	Allen/Roberts	108.4	77	Allen/Roberts	78.0
45	101	Thomas/Lockie	0.0	101	Thomas/Lockie	0.0	101	Thomas/Lockie	0.0
46	127	Hall/Wrigley	0.0	127	Hall/Wrigley	0.0	127	Hall/Wrigley	0.0

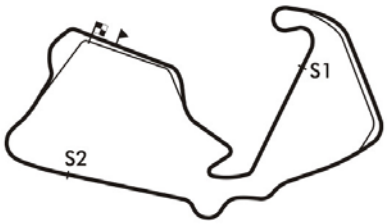

Session Start: 12:49:11 - Finish: 13:36:28
Weather/Track Conditions: Overcast / Dry
Circuit: Silverstone Grand Prix Wing Nat Pits
Track Length: 5.891 Km - 3.6605 miles

Printed: 22-07-2018 - 13:45

Silverstone Classic - 20 - 22 Jul 2018

Historic Touring Car Challenge

Race 16 - Lap Chart

Lap 1			Lap 2			Lap 3			Lap 4			Lap 5			Lap 6		
NO	Behind	Laptime	NO	Behind	Laptime	NO	Behind	Laptime	NO	Behind	Laptime	NO	Behind	Laptime	NO	Behind	Laptime
144		2:25.151	144		2:25.098	144		2:24.548	144		2:26.143	66		2:24.814	66		2:23.398
66	0.211	2:25.362	123	0.300	2:23.462	123	1.238	2:25.486	66	0.124	2:24.347	144	1.193	2:26.131	144	3.533	2:25.738
123	1.936	2:27.087	66	0.675	2:25.562	66	1.920	2:25.793	123	0.467	2:25.372	123	1.949	2:26.420	123	4.007	2:25.456
16	3.303	2:28.454	16	4.405	2:26.200	10	5.712	2:25.093	14	1 LAP	2:46.610	10	5.168	2:25.808	10	7.996	2:26.226
10	5.018	2:30.169	10	5.167	2:25.247	16	6.368	2:26.511	10	4.298	2:24.729	16	8.812	2:26.791	16	13.378	2:27.964
68	5.912	2:31.063	68	7.269	2:26.455	68	9.184	2:26.463	16	6.959	2:26.734	68	9.236	2:26.759	68	14.918	2:29.080
112	6.850	2:32.001	112	10.819	2:29.067	112	15.779	2:29.508	68	7.415	2:24.374	14	1 LAP	2:46.373	77	1 LAP	2:57.702
111	7.737	2:32.888	111	12.799	2:30.160	111	18.028	2:29.777	112	19.754	2:30.118	112	25.334	2:30.518	111	32.651	2:30.340
18	13.858	2:39.009	18	20.184	2:31.424	18	26.150	2:30.514	111	21.077	2:29.192	111	25.709	2:29.570	112	33.437	2:31.501
5	14.812	2:39.963	181	24.448	2:34.525	181	34.139	2:34.239	18	31.920	2:31.913	18	38.083	2:31.101	18	46.412	2:31.727
181	15.021	2:40.172	5	25.111	2:35.397	5	34.574	2:34.011	6	40.671	2:27.085	6	44.394	2:28.661	14	1 LAP	2:46.991
31	17.498	2:42.649	31	30.370	2:37.970	6	39.729	2:28.685	5	41.566	2:33.135	5	46.624	2:29.996	6	49.160	2:28.164
12	18.658	2:43.809	4	30.784	2:35.236	4	40.896	2:34.660	181	42.061	2:34.065	181	50.432	2:33.309	5	55.936	2:32.710
74	20.107	2:45.258	12	31.474	2:37.914	31	44.084	2:38.262	4	46.316	2:31.563	4	53.616	2:32.238	4	1:03.808	2:33.590
4	20.646	2:45.797	24	34.245	2:37.216	24	45.305	2:35.608	20	52.224	2:32.588	20	1:00.157	2:32.871	181	1:03.855	2:36.821
7	21.225	2:46.376	74	35.134	2:40.125	20	45.779	2:34.966	24	54.220	2:35.058	24	1:02.701	2:33.419	20	1:09.844	2:33.085
15	21.596	2:46.747	20	35.361	2:35.996	12	46.534	2:39.608	31	55.754	2:37.813	31	1:07.751	2:36.935	24	1:13.235	2:33.932
24	22.127	2:47.278	6	35.592	2:33.851	7	50.112	2:38.509	12	1:00.063	2:39.672	12	1:14.439	2:39.314	31	1:21.172	2:36.819
21	24.122	2:49.273	7	36.151	2:40.024	74	50.602	2:40.016	7	1:03.599	2:39.630	33	1 LAP	4:53.385	12	1:29.948	2:38.907
20	24.463	2:49.614	15	36.711	2:40.213	15	51.253	2:39.090	74	1:04.317	2:39.858	7	1:16.605	2:37.944	7	1:30.430	2:37.223
84	25.187	2:50.338	21	38.204	2:39.180	21	52.067	2:38.411	15	1:04.703	2:39.593	15	1:17.269	2:37.504	15	1:31.464	2:37.593
44	26.264	2:51.415	84	38.687	2:38.598	84	52.568	2:38.429	21	1:05.577	2:39.653	21	1:18.038	2:37.399	21	1:32.603	2:37.963
6	26.839	2:51.990	44	40.818	2:39.652	151	53.647	2:37.141	151	1:06.968	2:39.464	151	1:21.346	2:39.316	151	1:35.821	2:37.873
91	28.105	2:53.256	151	41.054	2:37.659	44	55.964	2:39.694	44	1:10.581	2:40.760	3	1:22.568	2:35.542	11	1:36.177	2:35.409
151	28.493	2:53.644	91	43.086	2:40.079	91	56.904	2:38.366	3	1:11.964	2:37.764	11	1:24.166	2:36.664	3	1:36.685	2:37.515
63	29.287	2:54.438	63	45.569	2:41.380	3	1:00.343	2:37.813	11	1:12.440	2:37.380	53	1:27.434	2:38.140	53	1:42.001	2:37.965
72	29.577	2:54.728	53	46.010	2:40.740	11	1:01.203	2:38.801	53	1:14.232	2:38.637	44	1:28.891	2:43.248	44	1:45.958	2:40.465
11	29.661	2:54.812	11	46.950	2:42.387	53	1:01.738	2:40.276	63	1:21.114	2:42.734	84	1:37.910	2:38.566	84	1:51.780	2:37.268
53	30.368	2:55.519	3	47.078	2:40.064	63	1:04.523	2:43.502	32	1:23.237	2:42.093	63	1:38.652	2:42.476	63	1:56.974	2:41.720
117	30.932	2:56.083	72	48.434	2:43.955	32	1:07.287	2:40.872	84	1:24.282	2:57.857	32	1:40.334	2:42.035	32	1:58.501	2:41.565
127	31.032	2:56.183	43	49.549	2:42.069	117	1:07.838	2:42.118	117	1:24.937	2:43.242	120	1:42.018	2:40.683	43	2:01.980	2:41.916
33	31.468	2:56.619	117	50.268	2:44.434	120	1:08.285	2:41.625	120	1:26.273	2:44.131	117	1:42.860	2:42.861	117	2:03.255	2:43.793
3	32.112	2:57.263	32	50.963	2:42.459	43	1:08.566	2:43.565	43	1:26.743	2:44.320	43	1:43.462	2:41.657	91	2:04.868	2:40.724
43	32.578	2:57.729	120	51.208	2:43.018	72	1:09.148	2:45.262	72	1:27.861	2:44.856	72	1:46.274	2:43.351	72	2:09.110	2:46.234
120	33.288	2:58.439	33	52.871	2:46.501	33	1:14.068	2:45.745	91	1:30.834	3:00.073	91	1:47.542	2:41.646	42	2:17.044	2:45.555
32	33.602	2:58.753	42	54.739	2:44.150	42	1:14.870	2:44.679	42	1:34.876	2:46.149	42	1:54.887	2:44.949	41	2:17.549	2:45.625
42	35.687	3:00.838	41	59.893	2:46.461	41	1:18.987	2:43.642	41	1:37.812	2:44.968	41	1:55.322	2:42.448	9	2:18.057	2:43.388
140	38.239	3:03.390	9	1:00.338	2:46.616	9	1:19.512	2:43.722	9	1:38.398	2:45.029	1	1:56.218	2:42.201	1	2:18.696	2:45.876
41	38.530	3:03.681	140	1:01.178	2:48.037	1	1:21.006	2:42.833	1	1:38.955	2:44.092	9	1:58.067	2:44.607			
9	38.820	3:03.971	1	1:02.721	2:46.666	140	1:23.389	2:46.759	140	1:44.304	2:47.058	140	2:06.445	2:47.079			
28	39.486	3:04.637	28	1:03.992	2:49.604	28	1:26.063	2:46.619	28	1:46.473	2:46.553	28	2:11.516	2:49.981			
61	40.389	3:05.540	61	1:04.207	2:48.916	61	1:26.357	2:46.698	61	1:48.735	2:48.521	61	2:11.521	2:47.724			
14	40.868	3:06.019	77	1:17.066	2:55.258	77	1:50.138	2:57.620	77	2:21.677	2:57.682						
1	41.153	3:06.304	14	2:07.034	3:51.264												
77	46.906	3:12.057															

Session Start: 12:49:11 - Finish: 13:36:28
Weather/Track Conditions: Overcast / Dry
Circuit: Silverstone Grand Prix Wing Nat Pits
Track Length: 5.891 Km - 3.6605 miles
Printed: 22-07-2018 - 13:45

MST
Results: www.mstworld.com. Live Timing: https://livetiming.getraceresults.com/mst. Email: timing@mstworld.com

Silverstone Classic - 20 - 22 Jul 2018

Historic Touring Car Challenge

Race 16 - Lap Chart

Lap 7			Lap 8			Lap 9			Lap 10			Lap 11			Lap 12		
NO	Behind	Laptime	NO	Behind	Laptime	NO	Behind	Laptime	NO	Behind	Laptime	NO	Behind	Laptime	NO	Behind	Laptime
66		2:26.299	123		2:28.151	144		2:26.624	144		2:27.676	66		2:23.804	66		2:22.677
123	5.670	2:27.962	144	0.995	2:28.104	16	9.170	2:27.740	117	1 LAP	2:41.423	10	2.062	2:23.885	12	1 LAP	2:36.972
144	6.712	2:29.478	41	1 LAP	2:44.282	41	1 LAP	2:43.507	5	1 LAP	4:20.066	151	1 LAP	2:37.528	10	4.603	2:25.218
10	9.536	2:27.839	42	1 LAP	2:46.545	42	1 LAP	2:46.397	41	1 LAP	2:43.650	31	1 LAP	2:43.100	15	1 LAP	2:37.780
28	1 LAP	2:48.982	9	1 LAP	2:46.150	33	3 LAPS	2:49.298	20	1 LAP	4:09.744	123	12.776	2:26.738	7	1 LAP	2:40.028
61	1 LAP	2:49.040	1	1 LAP	2:46.952	24	1 LAP	4:11.253	111	36.607	2:30.118	16	14.453	2:27.564	11	1 LAP	2:39.443
16	14.545	2:27.466	16	9.049	2:28.325	111	34.165	2:29.948	24	1 LAP	2:34.550	53	1 LAP	2:37.425	14	2 LAPS	2:46.730
111	35.949	2:29.597	33	3 LAPS	6:16.749	21	1 LAP	2:31.773	21	1 LAP	2:31.465	68	15.640	2:28.271	123	16.298	2:26.199
112	37.979	2:30.841	28	1 LAP	2:47.075	7	1 LAP	2:38.754	6	46.796	2:28.556	144	17.000	3:59.872	16	17.966	2:26.190
18	52.485	2:32.372	7	1 LAP	4:01.364	12	1 LAP	2:35.519	33	3 LAPS	2:48.180	3	1 LAP	2:42.806	68	18.336	2:25.373
6	52.718	2:29.857	111	31.836	2:29.708	6	45.916	2:27.097	7	1 LAP	2:38.956	84	1 LAP	4:11.094	33	3 LAPS	2:48.858
5	1:04.572	2:34.935	21	1 LAP	4:01.999	151	1 LAP	4:18.299	12	1 LAP	2:36.517	77	2 LAPS	2:55.337	151	1 LAP	2:37.932
77	1 LAP	3:01.417	12	1 LAP	4:07.676	3	1 LAP	4:20.760	77	2 LAPS	4:29.967	63	1 LAP	2:40.884	53	1 LAP	2:35.971
14	1 LAP	2:47.625	6	46.438	2:27.541	53	1 LAP	4:19.884	31	1 LAP	4:27.763	117	1 LAP	4:19.622	31	1 LAP	2:42.644
181	1:12.401	2:34.845	5	1:07.565	2:36.814	181	1:21.198	2:34.771	151	1 LAP	2:39.161	112	54.850	2:32.218	144	32.253	2:37.930
4	1:12.840	2:35.331	181	1:14.046	2:35.466	4	1:21.466	2:33.968	3	1 LAP	2:39.052	43	1 LAP	2:44.005	3	1 LAP	2:38.179
20	1:17.213	2:33.668	4	1:15.117	2:36.098	66	1:23.334	2:23.440	44	1 LAP	4:07.524	32	1 LAP	2:41.684	84	1 LAP	2:38.234
24	1:21.653	2:34.717	20	1:19.624	2:36.232	10	1:24.876	2:23.865	66	1:19.068	2:23.410	72	1 LAP	2:43.721	77	2 LAPS	2:52.491
31	1:33.553	2:38.680	43	1 LAP	4:19.116	123	1:30.566	3:58.185	53	1 LAP	2:37.344	6	58.224	3:54.300	63	1 LAP	2:40.554
68	1:40.628	3:52.009	72	1 LAP	4:14.097	68	1:31.988	2:25.964	10	1:21.049	2:23.849	111	59.780	4:06.045	112	1:02.642	2:30.469
15	1:43.588	2:38.423	14	1 LAP	2:48.564	43	1 LAP	2:46.306	123	1:28.910	2:26.020	91	1 LAP	2:41.147	6	1:06.496	2:30.949
11	1:45.481	2:35.603	66	1:27.513	4:01.334	72	1 LAP	2:46.918	16	1:29.761	3:48.267	42	1 LAP	2:47.119	117	1 LAP	2:42.038
3	1:46.572	2:36.186	10	1:28.630	3:52.915	14	1 LAP	2:47.015	68	1:30.241	2:25.929	18	1:17.214	2:30.502	111	1:10.781	2:33.678
151	1:48.101	2:38.579	77	1 LAP	3:00.319	11	1:53.329	2:35.557	63	1 LAP	4:10.087	9	1 LAP	2:46.362	32	1 LAP	2:43.740
53	1:52.863	2:37.161	68	1:33.643	2:26.836	91	1 LAP	2:44.903	43	1 LAP	2:43.240	28	1 LAP	2:39.306	72	1 LAP	2:44.524
44	2:00.228	2:40.569	31	1:39.124	2:39.392	15	2:00.071	2:39.257	72	1 LAP	2:41.476	61	1 LAP	2:45.336	43	1 LAP	2:46.063
84	2:03.113	2:37.632	91	1 LAP	4:37.747	112	2:00.409	2:31.655	32	1 LAP	4:30.112	5	1:46.121	2:27.565	18	1:26.663	2:32.126
63	2:12.934	2:42.259	11	1:45.391	2:33.731	9	1 LAP	4:25.851	112	2:05.504	2:32.771	20	1:52.034	2:30.086	91	1 LAP	2:39.315
32	2:14.021	2:41.819	15	1:48.433	2:38.666	1	1 LAP	4:24.954	42	1 LAP	4:14.537	181	1:59.635	2:35.967	42	1 LAP	2:46.620
117	2:19.269	2:42.313	61	1 LAP	4:18.326	61	1 LAP	2:46.665	91	1 LAP	2:41.030	4	2:01.824	2:33.208	28	1 LAP	2:40.551
			112	1:56.373	3:52.215	28	1 LAP	4:19.925	9	1 LAP	2:46.013	21	2:02.908	2:31.575	41	1 LAP	4:37.848
			44	2:05.915	2:39.508	84	2:18.090	2:39.263	1	1 LAP	2:46.598	24	2:03.779	2:34.012	9	1 LAP	2:48.363
			84	2:06.446	2:37.154	18	2:25.509	2:32.959	28	1 LAP	2:40.569				5	1:50.791	2:27.347
			18	2:20.169	4:01.505				18	2:29.584	2:31.751				61	1 LAP	2:45.265
			32	2:23.000	2:42.800				61	1 LAP	2:45.891				20	1:58.625	2:29.268
			63	2:23.429	2:44.316				5	3:01.428	2:29.092				1	2 LAPS	5:49.896
			117	2:27.351	2:41.903				20	3:04.820	2:30.747				21	2:12.051	2:31.820
									181	3:06.540	4:13.018				181	2:12.685	2:35.727
									4	3:11.488	4:17.698				4	2:13.118	2:33.971
									24	3:12.639	2:34.299				24	2:14.137	2:33.035
									21	3:14.205	2:31.780						
									41	3:16.780	2:43.207						
									12	3:31.503	2:37.258						
									14	1 LAP	4:17.348						
									15	3:33.989	4:01.594						
									7	3:34.353	2:40.264						

Session Start: 12:49:11 - Finish: 13:36:28
Weather/Track Conditions: Overcast / Dry
Circuit: Silverstone Grand Prix Wing Nat Pits
Track Length: 5.891 Km - 3.6605 miles
Printed: 22-07-2018 - 13:45

MST
Results: www.mstworld.com. Live Timing: https://livetiming.getraceresults.com/mst. Email: timing@mstworld.com

Silverstone Classic - 20 - 22 Jul 2018

Historic Touring Car Challenge

Race 16 - Lap Chart

Lap 13			Lap 14			Lap 15			Lap 16			Lap 17			Lap 18		
NO	Behind	Laptime	NO	Behind	Laptime	NO	Behind	Laptime	NO	Behind	Laptime	NO	Behind	Laptime	NO	Behind	Laptime
66		2:22.538	66		2:23.566	66		2:24.817	66		2:23.790	66		2:24.500	66		2:22.943
10	5.423	2:23.358	24	1 LAP	2:33.686	41	2 LAPS	2:43.408	10	6.039	2:23.958	32	2 LAPS	2:42.145	20	1 LAP	2:29.043
12	1 LAP	2:35.882	10	5.739	2:23.882	10	5.871	2:24.949	28	2 LAPS	2:45.664	10	4.745	2:23.206	10	5.459	2:23.657
123	19.284	2:25.524	91	2 LAPS	3:25.812	21	1 LAP	2:33.783	21	1 LAP	2:32.188	43	2 LAPS	2:43.308	117	3 LAPS	5:23.646
15	1 LAP	2:37.594	1	3 LAPS	2:52.065	9	2 LAPS	2:45.581	42	2 LAPS	2:45.823	72	2 LAPS	2:43.087	32	2 LAPS	2:39.556
16	21.432	2:26.004	123	20.471	2:24.753	181	1 LAP	2:36.022	181	1 LAP	2:35.084	77	3 LAPS	2:52.707	123	27.998	2:25.113
68	21.648	2:25.850	16	25.039	2:27.173	4	1 LAP	2:35.831	4	1 LAP	2:35.036	21	1 LAP	2:31.686	43	2 LAPS	2:41.904
11	1 LAP	2:35.176	12	1 LAP	2:36.321	24	1 LAP	2:34.255	24	1 LAP	2:35.412	123	25.828	2:26.493	21	1 LAP	2:32.326
7	1 LAP	2:40.035	11	1 LAP	2:33.574	61	2 LAPS	2:46.817	123	23.835	2:26.186	4	1 LAP	2:34.963	72	2 LAPS	2:43.374
14	2 LAPS	2:47.196	68	36.380	2:38.298	123	21.439	2:25.785	41	2 LAPS	2:44.067	181	1 LAP	2:35.448	16	40.210	2:28.345
151	1 LAP	2:37.510	15	1 LAP	2:39.561	91	2 LAPS	2:38.988	16	31.849	2:28.813	24	1 LAP	2:36.379	181	1 LAP	2:35.515
53	1 LAP	2:36.414	7	1 LAP	2:39.445	16	26.826	2:26.604	9	2 LAPS	2:45.845	16	34.808	2:27.459	24	1 LAP	2:34.784
144	46.088	2:36.373	53	1 LAP	2:37.118	12	1 LAP	2:36.131	91	2 LAPS	2:39.243	41	2 LAPS	2:43.001	4	1 LAP	2:38.064
3	1 LAP	2:36.702	151	1 LAP	2:38.942	11	1 LAP	2:32.006	61	2 LAPS	2:45.688	42	2 LAPS	2:48.546	77	3 LAPS	2:53.431
33	3 LAPS	2:48.003	144	58.885	2:36.363	15	1 LAP	2:38.330	12	1 LAP	2:37.565	91	2 LAPS	2:37.874	41	2 LAPS	2:43.208
84	1 LAP	2:37.654	3	1 LAP	2:36.895	7	1 LAP	2:39.376	11	1 LAP	2:41.621	9	2 LAPS	2:45.385	42	2 LAPS	2:45.578
31	1 LAP	2:42.221	14	2 LAPS	2:48.006	53	1 LAP	2:35.530	15	1 LAP	2:38.369	61	2 LAPS	2:45.542	91	2 LAPS	2:39.897
112	1:09.840	2:29.736	84	1 LAP	2:37.879	144	1:11.129	2:37.061	7	1 LAP	2:39.271	12	1 LAP	2:36.670	9	2 LAPS	2:43.099
6	1:11.814	2:27.856	31	1 LAP	2:42.409	3	1 LAP	2:36.865	53	1 LAP	2:35.859	11	1 LAP	2:38.489	12	1 LAP	2:36.994
63	1 LAP	2:41.610	33	3 LAPS	2:47.759	84	1 LAP	2:37.459	144	1:25.220	2:37.881	15	1 LAP	2:38.738	11	1 LAP	2:34.868
77	2 LAPS	2:53.128	6	1:15.113	2:26.865	6	1:18.963	2:28.667	6	1:25.233	2:30.060	7	1 LAP	2:39.724	61	2 LAPS	2:45.893
111	1:22.234	2:33.991	112	1:16.297	2:30.023	151	1 LAP	2:49.784	3	1 LAP	2:37.263	53	1 LAP	2:35.236	15	1 LAP	2:39.352
117	1 LAP	2:42.173	63	1 LAP	2:40.948	112	1:22.531	2:31.051	68	1 LAP	5:39.511	6	1:30.692	2:29.959	6	1:38.203	2:30.454
18	1:35.934	2:31.809	111	1:34.375	2:35.707	14	2 LAPS	2:47.790	112	1:31.609	2:32.868	68	1 LAP	2:33.269	68	1 LAP	2:28.799
32	1 LAP	2:41.879	18	1:43.668	2:31.300	31	1 LAP	2:41.373	151	1 LAP	2:41.586	112	1:37.999	2:30.890	7	1 LAP	2:37.809
43	1 LAP	2:43.909	117	1 LAP	2:42.117	33	3 LAPS	2:47.088	31	1 LAP	2:42.664	144	1:38.276	2:37.556	53	1 LAP	2:35.827
72	1 LAP	2:47.228	77	2 LAPS	2:52.601	111	1:44.150	2:34.592	14	2 LAPS	2:48.650	3	1 LAP	2:37.556	112	1:45.025	2:29.969
5	1:57.375	2:29.122	32	1 LAP	2:41.197	63	1 LAP	2:41.596	111	1:55.121	2:34.761	151	1 LAP	2:39.928	144	1:49.932	2:34.599
28	1 LAP	2:38.663	43	1 LAP	2:41.444	18	1:49.078	2:30.227	18	1:56.462	2:31.174	18	2:02.650	2:30.688	3	1 LAP	2:34.253
42	1 LAP	2:46.742	5	1:59.803	2:25.994	5	2:03.170	2:28.184	33	3 LAPS	2:47.998	31	1 LAP	2:42.947	18	2:09.845	2:30.138
20	2:05.952	2:29.865	72	1 LAP	2:42.057	117	1 LAP	2:42.384	63	1 LAP	2:41.288	111	2:04.838	2:34.217	151	1 LAP	2:40.749
41	1 LAP	2:42.592	20	2:11.735	2:29.349	32	1 LAP	2:39.898	5	2:06.648	2:27.268	5	2:09.707	2:27.559	5	2:16.241	2:29.477
9	1 LAP	2:45.926	28	1 LAP	2:38.363	20	2:16.210	2:29.292	20	2:23.171	2:30.751	14	2 LAPS	2:47.233	111	2:19.290	2:37.395
61	1 LAP	2:45.367	42	1 LAP	2:45.420	77	2 LAPS	2:52.629				33	3 LAPS	2:47.591	31	1 LAP	2:43.442
21	2:21.678	2:32.165				43	1 LAP	2:43.283				63	1 LAP	2:42.355			
181	2:22.981	2:32.834				72	1 LAP	2:43.055									
4	2:23.422	2:32.842															

Session Start: 12:49:11 - Finish: 13:36:28
Weather/Track Conditions: Overcast / Dry
Circuit: Silverstone Grand Prix Wing Nat Pits
Track Length: 5.891 Km - 3.6605 miles
Printed: 22-07-2018 - 13:45

MST
Results: www.mstworld.com. Live Timing: https://livetiming.getraceresults.com/mst. Email: timing@mstworld.com

Silverstone Classic - 20 - 22 Jul 2018

Historic Touring Car Challenge

Race 16 - Lap Chart

Lap 19		
NO	Behind	Laptime
66		2:25.136
10	5.361	2:25.038
20	1 LAP	2:30.120
14	3 LAPS	2:47.697
63	2 LAPS	2:41.723
33	4 LAPS	2:47.349
123	29.263	2:26.401
117	3 LAPS	2:40.761
32	2 LAPS	2:39.689
21	1 LAP	2:31.856
16	43.378	2:28.304
43	2 LAPS	2:41.845
24	1 LAP	2:33.859
4	1 LAP	2:34.687
181	1 LAP	2:37.077
72	2 LAPS	2:53.025
77	3 LAPS	2:52.097
91	2 LAPS	2:39.157
41	2 LAPS	2:45.026
42	2 LAPS	2:44.388
12	1 LAP	2:36.710
9	2 LAPS	2:44.674
11	1 LAP	2:34.791
6	1:42.999	2:29.932
68	1 LAP	2:28.134
61	2 LAPS	2:45.847
15	1 LAP	2:39.924
112	1:50.849	2:30.960
53	1 LAP	2:36.313
7	1 LAP	2:43.353
3	1 LAP	2:36.491
144	2:02.195	2:37.399
18	2:15.121	2:30.412
5	2:21.653	2:30.548
151	1 LAP	2:41.445
111	2:29.571	2:35.417

Session Start: 12:49:11 - Finish: 13:36:28
Weather/Track Conditions: Overcast / Dry
Circuit: Silverstone Grand Prix Wing Nat Pits
Track Length: 5.891 Km - 3.6605 miles
Printed: 22-07-2018 - 13:45

Results Booklet

SilverstoneClassic

20/21/22 JULY 2018

Timing & Results by MST SYSTEMS Ltd.
www.mstworld.com

© MST SYSTEMS Ltd 2018
The Haysfield, Spring Lane North, Malvern WR14 1GF
t: +44 (0) 1684 560614 e: timing@mstworld.com

HSCC

SilverstoneClassic
20/21/22 JULY 2018

Silverstone Historic Grand Prix Circuit

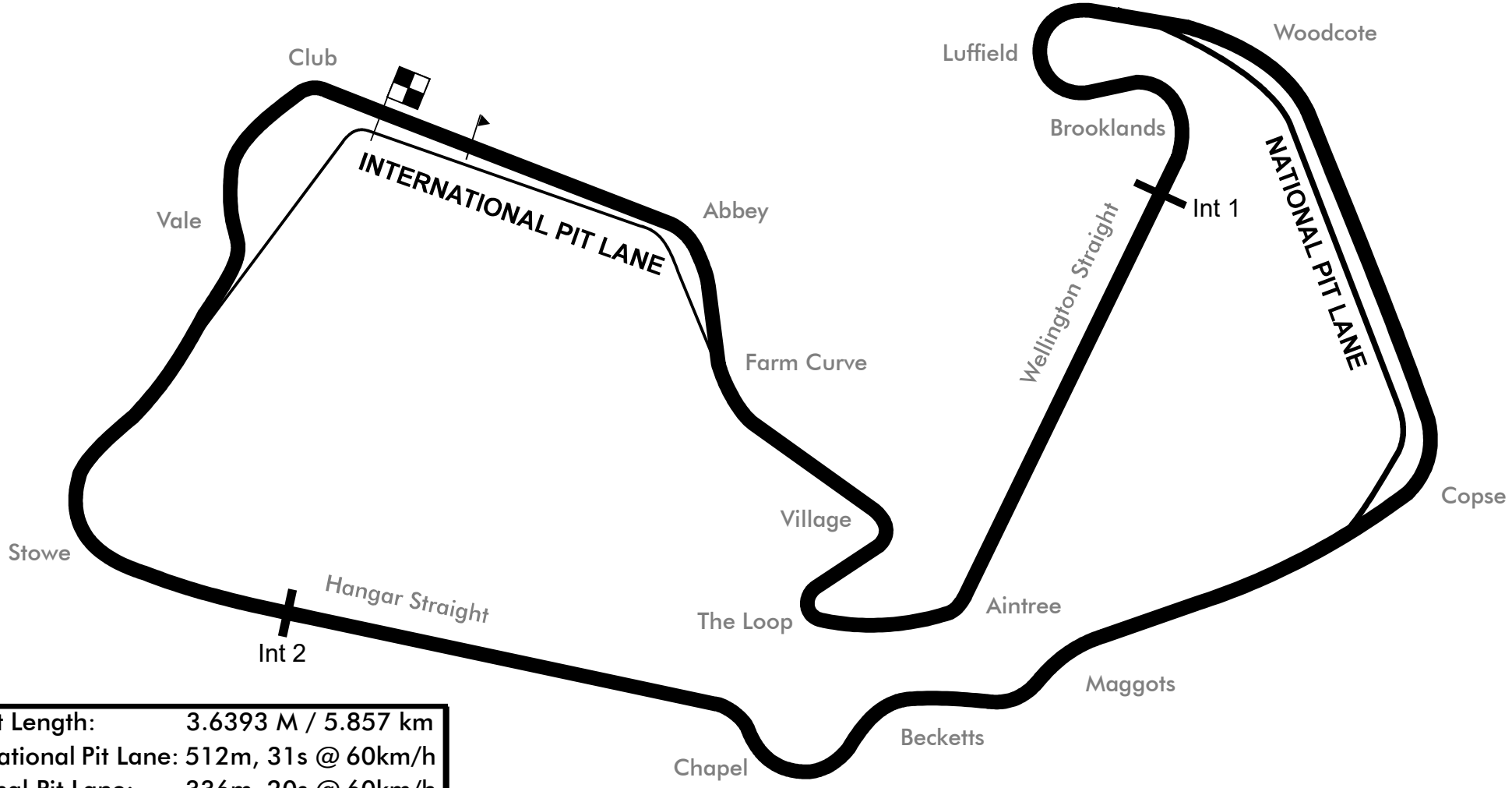

Circuit Length:	3.6393 M / 5.857 km
International Pit Lane:	512m, 31s @ 60km/h
National Pit Lane:	336m, 20s @ 60km/h
Intermediate 1:	1.757 km
Intermediate 2:	4.760 km
Start line offset:	132.3 m

MST

Silverstone Classic - 20 - 22 Jul 2018

Transatlantic Trophy for Pre '66 Touring Cars

Qualifying for Race 21 - Classification

Sheet No:

POS	NO	DRIVER/S	CLASS	CLASS POS	CAR MAKE / MODEL	TIME	ON	LAPS	GAP	DIFF	MPH
1	8	Trevor Buckley-Rob Huff	THA	1	Ford Falcon	2:51.085	3	8			76.58
2	37	Mike Gardiner-Andy Wolfe	THA	2	Ford Falcon Sprint	2:51.460	3	7	0.375	0.375	76.41
3	10	Ambrogio Perfetti-Oscar Rovelli	THC	1	Ford Lotus Cortina	2:52.973	3	7	1.888	1.513	75.74
4	43	Chris Middlehurst	THD	1	Morris Mini Cooper S	2:54.139	2	5	3.054	1.166	75.24
5	17	Steve Soper	THC	2	Ford Lotus Cortina	2:54.232	2	4	3.147	0.093	75.20
6	266	James Thorpe-Sean McInerney	THA	3	Ford Mustang	2:54.326	3	7	3.241	0.094	75.16
7	176	Nick Swift	THD	2	Morris Mini Cooper S	2:55.884	3	6	4.799	1.558	74.49
8	20	Endaf Owens	THD	3	Austin Mini Cooper S	2:56.164	2	6	5.079	0.280	74.37
9	4	Marco Attard-Matt Stanley	THC	3	Ford Lotus Cortina	2:56.545	2	7	5.460	0.381	74.21
10	40	Robert Myers-Benji Hetherington	THA	4	Ford Mustang	2:56.651	3	5	5.566	0.106	74.17
11	44	Joe Ferguson-Tom Bell	THD	4	Austin Mini Cooper S	2:56.717	2	6	5.632	0.066	74.14
12	888	Daniel Wheeler-Andrew Hack	THD	5	Austin Mini Cooper S	2:56.793	2	7	5.708	0.076	74.11
13	711	Dan Lewis-Alistair Camp	THD	6	Austin Mini Cooper S	2:56.825	2	4	5.740	0.032	74.09
14	123	David Burke-Brian Saunders	THA	5	Ford Mustang	2:56.866	4	8	5.781	0.041	74.08
15	142	Chris Morgan	THD	7	Austin Mini Cooper S	2:57.356	3	5	6.271	0.490	73.87
16	263	Bill Shepherd	THA	6	Ford Galaxie	2:57.938	3	6	6.853	0.582	73.63
17	88	Martin Melling-Jason Minshaw	THA	7	Ford Falcon	2:58.070	3	7	6.985	0.132	73.58
18	1	Jonathan Lewis-Liam Sullivan	THD	8	Morris Mini Cooper S	2:58.207	3	8	7.122	0.137	73.52
19	46	Ian Curley-Bill Sollis	THD	9	Austin Mini Cooper S	2:58.365	2	6	7.280	0.158	73.45
20	23	Andrea Stortoni	THC	4	Ford Lotus Cortina	2:58.523	3	6	7.438	0.158	73.39
21	192	Julian Thomas-Calum Lockie	THA	8	Ford Falcon	2:58.881	2	8	7.796	0.358	73.24
22	170	Marcus Jewell	THC	5	Ford Lotus Cortina	2:58.997	4	5	7.912	0.116	73.20
23	21	Dave Edgecombe	THD	10	Austin Mini Cooper S	2:59.242	3	6	8.157	0.245	73.10
24	77	Mark Burnett-Jeffery Smith	THD	11	Austin Mini Cooper S	2:59.374	2	8	8.289	0.132	73.04
25	6	Henry Mann-John Young	THA	9	Ford Mustang	2:59.472	2	8	8.387	0.098	73.00
26	321	Graeme Langford	THA	10	Ford Mustang	2:59.741	3	6	8.656	0.269	72.89
27	9	Craig Davies	THA	11	Ford Mustang	2:59.914	4	5	8.829	0.173	72.82
28	79	Mark Martin-Andrew Haddon	THC	6	Ford Lotus Cortina	3:00.630	2	8	9.545	0.716	72.53
29	91	Martin Strommen	THC	7	Ford Lotus Cortina	3:01.161	3	8	10.076	0.531	72.32
30	211	Steve Maxted	THD	12	Austin Mini Cooper S	3:01.412	3	5	10.327	0.251	72.22
31	92	Steve Jones	THD	13	Morris Mini Cooper S	3:01.885	2	5	10.800	0.473	72.03
32	83	Ben Mitchell	THA	12	Ford Galaxie	3:02.324	2	5	11.239	0.439	71.86
33	35	Mark Burton	THA	13	Ford Mustang	3:02.414	3	6	11.329	0.090	71.82
34	98	Graham Pattle	THC	8	Ford Lotus Cortina	3:03.155	4	6	12.070	0.741	71.53
35	3	Peter Klutt	THA	14	Ford Mustang	3:05.099	2	4	14.014	1.944	70.78
36	113	Peter Seldon	THB	1	BMW 1800 TiSA	3:06.129	3	5	15.044	1.030	70.39
37	104	Alan Letts-Peter James	THD	14	Austin Mini Cooper S	3:06.585	3	7	15.500	0.456	70.22
38	66	Viggo Lund-Arne Berg	THC	9	Lotus Cortina	3:08.493	3	8	17.408	1.908	69.51
39	48	Peter James-Amanda Stretton	THB	2	BMW 1800 Ti	3:09.483	2	5	18.398	0.990	69.14
40	30	David Abbott-Steve Hartley	THC	10	Ford Lotus Cortina	3:11.159	2	7	20.074	1.676	68.54

Car 17 requires a working transponder - Regulation Q.12.2.1 refers.
A 30 second penalty will be applied if not working in the race.

Session Start: 18:43:05 - Finish: 19:10:05
Weather/Track Conditions: Rain / Wet
Circuit: Silverstone Historic Grand Prix
Track Length: 5.857 Km - 3.6394 miles

These results are provisional until the conclusion of any judicial and technical matters.

Clerk of the Course:	Timekeeper:	Issued at:
Julian Floyd	Nick Palmer	

Silverstone Classic - 20 - 22 Jul 2018

Transatlantic Trophy for Pre '66 Touring Cars

Qualifying for Race 21 - Classification

Sheet No:

POS	NO	DRIVER/S	CLASS	CLASS POS	CAR MAKE / MODEL	TIME	ON	LAPS	GAP	DIFF	MPH
41	65	Nicholas Ruddell	THA	15	Ford Mustang	3:11.263	2	6	20.178	0.104	68.50
42	136	Nigel Batchelor	THA	16	Ford Mustang	3:12.896	3	6	21.811	1.633	67.92
43	28	Raymond Low	THD	15	Morris Mini Cooper S	3:13.416	2	4	22.331	0.520	67.74
44	15	Jonathan Kent	THD	16	Austin Mini Cooper S	3:14.824	2	6	23.739	1.408	67.25
45	14	Neil Glover-James Hadfield	THA	17	Ford Mustang	3:16.027	2	7	24.942	1.203	66.84
46	122	Donald Racine	THD	17	Austin Mini Cooper S	3:17.546	2	5	26.461	1.519	66.32
47	166	Rob Fenn	THA	18	Ford Mustang	3:18.421	2	6	27.336	0.875	66.03
48	22	Cengiz Artam-Ugur Isik	THA	19	Ford Mustang	3:28.755	2	7	37.670	10.334	62.76
49	74	Jon Miles	THA	20	Ford Mustang	3:30.122	2	7	39.037	1.367	62.35
50	51	Nicholas King	THA	21	Ford Mustang			5			0.00
51	54	Billy Nairn-Carl Nairn	THD	18	Austin Mini Cooper S			1			0.00
52	99	Kevin O'Connor	THD	19	Austin Mini Cooper S			1			0.00

Car 17 requires a working transponder - Regulation Q.12.2.1 refers.
A 30 second penalty will be applied if not working in the race.

Session Start: 18:43:05 - Finish: 19:10:05
Weather/Track Conditions: Rain / Wet
Circuit: Silverstone Historic Grand Prix
Track Length: 5.857 Km - 3.6394 miles

These results are provisional until the conclusion of any judicial and technical matters.

Clerk of the Course:	Timekeeper:	Issued at:
Julian Floyd	Nick Palmer	

Silverstone Classic - 20 - 22 Jul 2018

Transatlantic Trophy for Pre '66 Touring Cars

Qualifying for Race 21 - Sector Analysis

1 Lewis / Sullivan (THD) — Morris Mini Cooper S

lap	Sect-1	Speed	Sect-2	Speed	Sect-3	Speed	Laptime	Pit
1	Out	93.9	1:35.598	101.1	32.578	76.2	3:00.815	
2	57.305	91.6	1:29.959	103.2	31.724	70.4	2:58.988	
3	56.672	95.9	1:29.609	105.8	31.926	68.3	2:58.207	
4	56.923	96.1	1:31.683	104.7	In		3:05.477	P
5	Out	70.7	1:46.484	97.7	38.233	67.1	4:38.345	P
6	1:05.419	73.3	1:54.600	94.3	41.041	57.3	3:41.060	
7	1:10.507	72.9	1:56.933	98.5	42.569	54.6	3:50.009	
8	1:12.673	69.2	2:01.086	81.9	In		4:00.557	P

3 Peter Klutt (THA) — Ford Mustang

lap	Sect-1	Speed	Sect-2	Speed	Sect-3	Speed	Laptime	Pit
1	Out	97.3	1:36.388	108.2	35.174	74.1	3:05.298	
2	59.115	95.7	1:30.904	113.0	35.080	67.1	3:05.099	
3	57.857	92.4	1:32.624	119.2	34.900	67.5	3:05.381	
4	1:00.197	88.9	1:33.582	114.1	In		3:13.906	P

4 Attard / Stanley (THC) — Ford Lotus Cortina

lap	Sect-1	Speed	Sect-2	Speed	Sect-3	Speed	Laptime	Pit
1	Out	96.1	1:34.915	110.6	35.034	77.3	3:01.909	
2	56.837	96.1	1:27.321	110.4	32.387	79.0	2:56.545	
3	54.733	98.7	1:29.843	110.4	32.273	70.4	2:56.849	
4	56.467	99.3	1:30.252	110.7	In		3:01.661	P
5	Out	65.9	1:51.945	87.0	40.988	60.9	5:18.704	P
6	1:06.972	69.3	1:57.263	85.2	45.089	55.7	3:49.324	
7	1:13.405	68.7	2:04.753	82.7	In		4:03.791	P
8								

6 Mann / Young (THA) — Ford Mustang

lap	Sect-1	Speed	Sect-2	Speed	Sect-3	Speed	Laptime	Pit
1	Out	90.3	1:33.787	115.7	33.696	71.9	2:59.310	
2	57.000	93.9	1:29.993	115.7	32.479	77.8	2:59.472	
3	57.127	103.6	1:28.112	125.2	48.993	4.2	3:14.232	
4	1:01.060	90.6	1:29.273	114.3	In		3:05.936	P
5	Out	79.7	1:34.607	116.7	36.993	69.9	4:38.537	P
6	58.492	82.7	1:49.619	103.6	39.922	49.3	3:28.033	
7	1:06.807	69.3	1:48.532	111.3	39.137	59.5	3:34.476	
8	1:05.016	74.5	1:52.081	99.1	42.570	53.5	3:39.667	

8 Buckley / Huff (THA) — Ford Falcon

lap	Sect-1	Speed	Sect-2	Speed	Sect-3	Speed	Laptime	Pit
1	Out	86.6	1:31.528	118.6	33.457	71.1	2:56.869	
2	56.660	97.3	1:27.330	120.9	31.518	76.3	2:55.508	
3	53.875	98.4	1:26.501	125.4	30.709	79.3	2:51.085	
4	52.585	101.2	1:26.602	125.2	33.278	66.8	2:52.465	
5	57.365	89.4	1:31.876	111.7	In		3:08.795	P
6	Out	75.4	1:55.443	73.3	44.726	53.9	4:43.718	P
7	1:11.292	74.2	2:00.559	69.5	48.258	51.3	4:00.109	
8	1:18.875	62.0	2:15.420	60.7	1:16.161	49.8	4:50.456	

9 Craig Davies (THA) — Ford Mustang

lap	Sect-1	Speed	Sect-2	Speed	Sect-3	Speed	Laptime	Pit
1	Out	80.8	1:32.940	119.6	34.740	74.0	3:00.780	
2	59.265	93.2	1:28.521	115.5	32.788	81.8	3:00.574	
3	1:04.278	95.2	1:33.397	91.3	35.562	74.5	3:13.237	
4	56.094	90.7	1:29.582	128.1	34.238	67.8	2:59.914	
5	58.243	82.7	1:36.756	100.6	In		3:15.316	P
6								

10 Perfetti / Rovelli (THC) — Ford Lotus Cortina

lap	Sect-1	Speed	Sect-2	Speed	Sect-3	Speed	Laptime	Pit
1	Out	78.0	1:32.153	114.5	32.358	79.3	2:59.594	
2	58.995	94.9	1:26.014	117.9	31.431	82.6	2:56.440	
3	54.627	103.6	1:27.576	120.3	30.770	78.6	2:52.973	
4	54.680	100.6	1:28.124	120.5	33.636	70.6	2:56.440	
5	57.831	97.3	1:32.296	113.2	In		3:05.128	P
6	Out	74.9	1:55.097	96.6	43.254	52.8	5:02.367	P
7	1:13.696	63.9	1:58.130	97.5	In		3:53.909	P
8								

14 Glover / Hadfield (THA) — Ford Mustang

lap	Sect-1	Speed	Sect-2	Speed	Sect-3	Speed	Laptime	Pit
1	Out	77.0	1:40.605		38.747	67.9	3:17.195	
2	1:02.039	88.0	1:38.087	117.1	35.901	68.9	3:16.027	
3	1:01.791	82.8	1:39.356	117.1	40.201	56.3	3:21.348	
4	1:03.932	82.6	1:39.966	113.9	In		3:23.989	P
5	Out	80.5	1:47.571	103.4	42.233	59.4	4:51.077	P
6	1:05.223	91.7	2:12.168		40.214	58.6	3:57.605	
7	1:08.934	82.6	1:55.031	102.8	41.882	57.5	3:45.847	
8								

15 Jonathan Kent (THD) — Austin Mini Cooper S

lap	Sect-1	Speed	Sect-2	Speed	Sect-3	Speed	Laptime	Pit
1	Out	77.0	1:38.412	94.7	37.367	68.1	3:14.118	
2	1:00.462	88.1	1:37.115	97.0	37.247	67.6	3:14.824	
3	59.890	70.1	1:39.534	106.2	38.834	63.4	3:18.258	
4	1:02.181	74.2	1:39.180	93.2	39.476	63.1	3:20.837	
5	1:02.505	76.8	1:50.304	93.9	40.411	64.6	3:33.220	
6	1:10.019	60.7	1:59.670	77.6	In		4:01.215	P

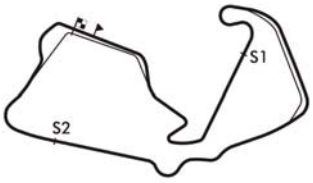

Session Start: 18:43:05 - Finish: 19:10:05
Weather/Track Conditions: Rain / Wet
Circuit: Silverstone Historic Grand Prix
Track Length: 5.857 Km - 3.6394 miles
Printed: 20-07-2018 - 19:22

MST
Results: www.mstworld.com. Live Timing: https://livetiming.getraceresults.com/mst. Email: timing@mstworld.com

Silverstone Classic - 20 - 22 Jul 2018

Transatlantic Trophy for Pre '66 Touring Cars

Qualifying for Race 21 - Sector Analysis

17 Steve Soper (THC) — Ford Lotus Cortina

lap	Sect-1	Speed	Sect-2	Speed	Sect-3	Speed	Laptime	Pit	lap	Sect-1	Speed	Sect-2	Speed	Sect-3	Speed	Laptime	Pit
1							2:55.833		3							2:57.873	
2							2:54.232		4							3:20.738	

20 Endaf Owens (THD) — Austin Mini Cooper S

lap	Sect-1	Speed	Sect-2	Speed	Sect-3	Speed	Laptime	Pit	lap	Sect-1	Speed	Sect-2	Speed	Sect-3	Speed	Laptime	Pit
1	Out	91.1	1:31.108	91.8	35.104	80.4	2:55.599		4	55.141	97.1	1:29.813	107.4	34.082	69.0	2:59.036	
2	55.939	94.4	1:28.827	108.2	31.398	77.2	2:56.164		5	55.547	91.8	1:30.835	107.0	33.582	69.3	2:59.964	
3	55.716	93.1	1:29.844	92.8	33.880	66.2	2:59.440		6	57.066	94.0	1:39.500	85.7	In		3:19.340	P

21 Dave Edgecombe (THD) — Austin Mini Cooper S

lap	Sect-1	Speed	Sect-2	Speed	Sect-3	Speed	Laptime	Pit	lap	Sect-1	Speed	Sect-2	Speed	Sect-3	Speed	Laptime	Pit
1	Out	89.8	1:35.653	109.7	35.967	74.1	3:02.938		4	56.640	98.8	1:33.947	107.9	In		3:07.290	P
2	57.918	96.7	1:32.409	104.0	32.252	67.9	3:02.579		5	Out	93.1	1:47.448	107.9	36.621	65.2	6:30.118	P
3	56.701	97.8	1:29.562	112.4	32.979	65.7	2:59.242		6	58.347	96.0	1:37.006	107.5	In		3:14.680	P

22 Artam / Isik (THA) — Ford Mustang

lap	Sect-1	Speed	Sect-2	Speed	Sect-3	Speed	Laptime	Pit	lap	Sect-1	Speed	Sect-2	Speed	Sect-3	Speed	Laptime	Pit
1	Out	76.0	1:50.134	85.1	42.061	62.0	3:38.015		5	1:10.621	74.1	2:00.675	81.1	46.016	55.8	3:57.312	
2	1:05.587	78.5	1:42.908	98.3	40.260	64.0	3:28.755		6	1:19.079	57.3	2:05.173	77.0	47.069	54.4	4:11.321	
3	1:05.003	78.2	1:46.143	95.7	In		3:36.602	P	7	1:15.177	75.5	2:10.346	70.0	In		4:18.566	P
4	Out	71.3	1:54.329	84.8	44.473	56.4	5:33.642	P	8								

23 Andrea Stortoni (THC) — Ford Lotus Cortina

lap	Sect-1	Speed	Sect-2	Speed	Sect-3	Speed	Laptime	Pit	lap	Sect-1	Speed	Sect-2	Speed	Sect-3	Speed	Laptime	Pit
1	Out	78.4	1:39.385	102.9	37.060	76.6	3:12.605		4	55.799	95.7	1:29.367	117.3	33.981	70.9	2:59.147	
2	56.882	92.6	1:27.755	108.4	34.385	80.1	2:59.022		5	56.502	94.0	1:30.184	113.0	35.052	70.7	3:01.738	
3	57.041	100.9	1:29.269	111.7	32.213	76.1	2:58.523		6	58.109	87.4	2:00.340	89.0	In		3:44.194	P

28 Raymond Low (THD) — Morris Mini Cooper S

lap	Sect-1	Speed	Sect-2	Speed	Sect-3	Speed	Laptime	Pit	lap	Sect-1	Speed	Sect-2	Speed	Sect-3	Speed	Laptime	Pit
1	Out	80.5	1:36.663	103.7	37.335	68.4	3:13.705		3	1:03.522	74.6	1:38.654	104.9	39.218	64.6	3:21.394	
2	1:00.480	89.8	1:36.495	103.7	36.441	69.5	3:13.416		4	1:02.998	88.5	1:39.098	104.2	In		3:27.172	P

30 Abbott / Hartley (THC) — Ford Lotus Cortina

lap	Sect-1	Speed	Sect-2	Speed	Sect-3	Speed	Laptime	Pit	lap	Sect-1	Speed	Sect-2	Speed	Sect-3	Speed	Laptime	Pit
1	Out	92.9	1:43.203	91.8	39.442	68.2	3:19.224		5	Out	84.6	2:03.640	102.0	41.055	56.4	7:20.628	P
2	1:00.233	95.3	1:34.468	109.8	36.458	59.8	3:11.159		6	1:06.705	84.7	1:52.265	99.4	In		3:41.486	P
3	59.115	99.3	2:08.894	100.9	35.666	67.2	3:43.675		7	Out	67.6	2:13.239	83.1	In		4:59.109	P
4	57.409	90.4	1:49.183	96.7	In		3:26.421	P	8								

35 Mark Burton (THA) — Ford Mustang

lap	Sect-1	Speed	Sect-2	Speed	Sect-3	Speed	Laptime	Pit	lap	Sect-1	Speed	Sect-2	Speed	Sect-3	Speed	Laptime	Pit
1	Out	85.3	1:36.985	116.3	35.936	73.9	3:08.126		4	56.848	95.3	1:31.448	118.6	35.222	69.2	3:03.518	
2	58.779	91.2	1:33.357	109.5	34.762	75.1	3:06.898		5	59.171	88.7	1:32.960	110.2	36.290	68.2	3:08.421	
3	57.267	93.6	1:31.609	118.8	33.538	71.1	3:02.414		6	59.628	100.2	1:46.688	106.4	In		3:24.224	P

37 Gardiner / Wolfe (THA) — Ford Falcon Sprint

lap	Sect-1	Speed	Sect-2	Speed	Sect-3	Speed	Laptime	Pit	lap	Sect-1	Speed	Sect-2	Speed	Sect-3	Speed	Laptime	Pit
1	Out	99.7	1:29.156	116.5	34.634	76.3	2:56.296		5	Out	83.9	1:45.891	94.8	38.087	67.6	7:36.405	P
2	57.637	93.9	1:28.122	121.4	31.635	80.9	2:57.394		6	1:01.071	87.3	1:48.366	111.8	38.767	61.4	3:28.204	
3	54.604	105.8	1:26.037	122.0	30.819	82.1	2:51.460		7	1:12.746	78.1	1:56.211	100.2	In		3:47.004	P
4	54.003	100.3	1:31.812	125.2	In		3:03.602	P	8								

40 Myers / Hetherington (THA) — Ford Mustang

lap	Sect-1	Speed	Sect-2	Speed	Sect-3	Speed	Laptime	Pit	lap	Sect-1	Speed	Sect-2	Speed	Sect-3	Speed	Laptime	Pit
1	Out	85.5	1:32.384	109.1	34.874	74.5	2:59.479		4	55.567	98.7	1:29.119	123.4	34.204	69.1	2:58.890	
2	56.770	97.3	1:28.744	118.4	32.326	74.6	2:57.840		5	56.643	88.4	1:31.027	96.7	In		3:08.851	P
3	55.700	103.7	1:27.996	118.8	32.955	67.0	2:56.651		6								

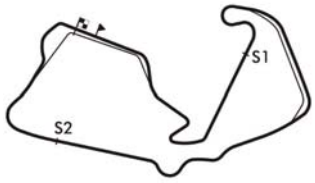

Session Start: 18:43:05 - Finish: 19:10:05
Weather/Track Conditions: Rain / Wet
Circuit: Silverstone Historic Grand Prix
Track Length: 5.857 Km - 3.6394 miles
Printed: 20-07-2018 - 19:22

MST
Results: www.mstworld.com. Live Timing: https://livetiming.getraceresults.com/mst. Email: timing@mstworld.com

Silverstone Classic - 20 - 22 Jul 2018

Transatlantic Trophy for Pre '66 Touring Cars

Qualifying for Race 21 - Sector Analysis

43 Chris Middlehurst (THD) — Morris Mini Cooper S

lap	Sect-1	Speed	Sect-2	Speed	Sect-3	Speed	Laptime	Pit	lap	Sect-1	Speed	Sect-2	Speed	Sect-3	Speed	Laptime	Pit
1	Out	90.3	1:31.006	105.0	33.180	74.6	2:56.393		4	54.967	101.5	1:29.682	110.2	34.097	71.5	2:58.746	
2	55.470	98.8	1:28.218	107.5	30.451	79.9	2:54.139		5	58.662	81.0	1:32.286	106.5	In		3:09.166	P
3	54.773	89.6	1:29.921	108.2	32.183	72.6	2:56.877		6								

44 Ferguson / Bell (THD) — Austin Mini Cooper S

lap	Sect-1	Speed	Sect-2	Speed	Sect-3	Speed	Laptime	Pit	lap	Sect-1	Speed	Sect-2	Speed	Sect-3	Speed	Laptime	Pit
1	Out	87.7	1:30.420	107.9	31.973	78.1	2:52.935		4	56.777	86.9	1:36.380	85.9	In		3:13.672	P
2	54.426	86.1	1:30.172	109.1	32.119	65.3	2:56.717		5	Out	75.2	1:54.088	84.1	41.624	58.8	9:31.351	P
3	54.787	94.5	1:31.529	109.5	35.085	68.4	3:01.401		6	1:11.435	66.8	1:58.903	79.8	In		4:09.076	P

46 Curley / Sollis (THD) — Austin Mini Cooper S

lap	Sect-1	Speed	Sect-2	Speed	Sect-3	Speed	Laptime	Pit	lap	Sect-1	Speed	Sect-2	Speed	Sect-3	Speed	Laptime	Pit
1	Out	89.0	1:34.055	108.4	33.004	75.1	2:59.497		4	1:04.508	87.7	1:30.267	111.5	In		3:14.326	P
2	56.544	90.1	1:29.657	109.3	32.164	74.2	2:58.365		5	Out	89.4	1:40.391	107.7	37.978	63.0	10:41.621	P
3	56.730	94.0	1:32.058	113.0	47.172	4.6	3:15.960		6	1:02.833	80.0	1:45.200	97.7	In		3:28.709	P

48 James / Stretton (THB) — BMW 1800 Ti

lap	Sect-1	Speed	Sect-2	Speed	Sect-3	Speed	Laptime	Pit	lap	Sect-1	Speed	Sect-2	Speed	Sect-3	Speed	Laptime	Pit
1	Out	79.8	1:37.388	105.8	37.302	70.1	3:09.679		4	1:00.636	92.6	1:38.203	111.7	In		3:20.496	P
2	1:00.912	84.7	1:32.805	103.6	35.766	74.2	3:09.483		5	Out	73.0	2:18.933	88.8	In		6:22.002	P
3	58.861	94.1	1:38.035	110.2	35.593	69.3	3:12.489		6								

51 Nicholas King (THA) — Ford Mustang

lap	Sect-1	Speed	Sect-2	Speed	Sect-3	Speed	Laptime	Pit	lap	Sect-1	Speed	Sect-2	Speed	Sect-3	Speed	Laptime	Pit
1	Out	74.5	1:43.987	95.9	39.079	69.0	3:21.506		4	1:03.816	81.5	2:33.176	89.4	In		4:19.807	P
2	1:02.417	81.4	1:42.230	96.1	In		3:24.759	P	5	Out	69.8	2:02.790	83.7	44.868	51.8	8:42.671	P
3	Out	81.5	1:41.165	104.9	39.780	64.1	6:14.214	P	6								

54 Nairn / Nairn (THD) — Austin Mini Cooper S

lap	Sect-1	Speed	Sect-2	Speed	Sect-3	Speed	Laptime	Pit	lap	Sect-1	Speed	Sect-2	Speed	Sect-3	Speed	Laptime	Pit
1	Out	80.1	1:41.406	99.1	41.792	61.4	3:24.021		2								

65 Nicholas Ruddell (THA) — Ford Mustang

lap	Sect-1	Speed	Sect-2	Speed	Sect-3	Speed	Laptime	Pit	lap	Sect-1	Speed	Sect-2	Speed	Sect-3	Speed	Laptime	Pit
1	Out	71.7	1:43.970	98.5	41.046	66.6	3:21.737		4	1:00.068	88.1	1:39.694	93.5	38.765	66.8	3:18.527	
2	1:00.531	84.3	1:34.674	101.2	36.058	70.3	3:11.263		5	1:04.590	77.5	1:45.321	96.1	39.222	65.5	3:29.133	
3	59.750	73.5	1:36.913	100.9	36.196	66.9	3:12.859		6	1:08.404	61.3	2:01.713	84.7	In		3:58.917	P

66 Lund / Berg (THC) — Lotus Cortina

lap	Sect-1	Speed	Sect-2	Speed	Sect-3	Speed	Laptime	Pit	lap	Sect-1	Speed	Sect-2	Speed	Sect-3	Speed	Laptime	Pit
1	Out	72.8	1:44.200	96.1	38.523	76.0	3:17.675		5	Out	86.8	1:41.988	96.8	39.294	66.8	4:36.856	P
2	58.271	82.5	1:33.886	107.5	36.688	78.0	3:08.845		6	1:06.050	80.4	1:53.332	73.1	42.483	55.2	3:41.865	
3	58.023	80.8	1:34.518	114.5	35.952	72.5	3:08.493		7	1:08.445	75.7	1:55.996	93.5	44.000	49.0	3:48.441	
4	56.214	93.6	1:33.004	115.1	In		3:08.146	P	8	1:11.893	76.8	1:56.899	82.4	In		3:50.534	P

74 Jon Miles (THA) — Ford Mustang

lap	Sect-1	Speed	Sect-2	Speed	Sect-3	Speed	Laptime	Pit	lap	Sect-1	Speed	Sect-2	Speed	Sect-3	Speed	Laptime	Pit
1	Out	81.5	1:46.526	87.7	44.205	60.8	3:28.605		5	1:09.299	72.9	2:07.178	67.4	In		4:14.942	P
2	1:05.896	78.3	1:42.971	103.6	41.255	64.2	3:30.122		6	Out	70.8	2:11.232	84.4	50.656	49.9	6:16.550	P
3	1:09.653	73.7	1:48.540	110.6	45.103	46.1	3:43.296		7	1:17.075	66.4	2:10.265	80.5	In		4:23.295	P
4	1:06.577	82.4	1:42.454	113.7	1:02.329	55.6	3:51.360		8								

77 Burnett / Smith (THD) — Austin Mini Cooper S

lap	Sect-1	Speed	Sect-2	Speed	Sect-3	Speed	Laptime	Pit	lap	Sect-1	Speed	Sect-2	Speed	Sect-3	Speed	Laptime	Pit
1	Out	87.6	1:33.128	108.1	32.817	78.2	2:59.474		5	56.664	94.1	1:30.694	105.8	In		3:05.604	P
2	57.572	99.1	1:29.208	107.9	32.594	78.8	2:59.374		6	Out	83.6	1:45.660	105.4	37.690	59.3	4:58.665	P
3	55.382	94.1	1:34.174	112.6	33.281	76.4	3:02.837		7	1:05.688	83.5	1:43.802	105.7	37.731	61.6	3:27.221	
4	57.624	96.6	1:29.817	109.5	34.131	68.5	3:01.572		8	1:03.827	82.1	1:48.963	99.4	40.739	60.7	3:33.529	

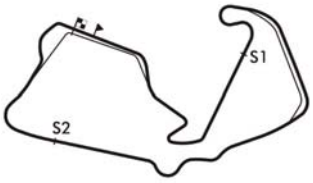

Session Start: 18:43:05 - Finish: 19:10:05
Weather/Track Conditions: Rain / Wet
Circuit: Silverstone Historic Grand Prix
Track Length: 5.857 Km - 3.6394 miles
Printed: 20-07-2018 - 19:22

Silverstone Classic - 20 - 22 Jul 2018

Transatlantic Trophy for Pre '66 Touring Cars

Qualifying for Race 21 - Sector Analysis

79 Martin / Haddon (THC) — Ford Lotus Cortina

lap	Sect-1	Speed	Sect-2	Speed	Sect-3	Speed	Laptime	Pit
1	Out	89.4	1:37.491	107.5	35.981	74.2	3:07.237	
2	57.690	99.1	1:29.568	110.6	33.372	77.1	3:00.630	
3	56.990	87.5	1:32.920	116.3	34.332	69.8	3:04.242	
4	56.907	89.8	1:33.345	112.4	In		3:08.936	P
5	Out	81.1	1:40.927	112.6	36.464	67.4	4:24.752	P
6	1:00.755	84.6	1:47.223	111.1	38.212	62.5	3:26.190	
7	1:04.038	71.8	1:49.419	108.6	37.537	60.6	3:30.994	
8	1:05.482	85.2	1:48.800	100.5	In		3:34.008	P

83 Ben Mitchell (THA) — Ford Galaxie

lap	Sect-1	Speed	Sect-2	Speed	Sect-3	Speed	Laptime	Pit
1	Out	91.6	1:33.773	111.8	36.613	72.3	3:02.066	
2	58.060	89.7	1:31.715	125.0	32.549	72.2	3:02.324	
3	56.900	104.7	1:32.529	122.9	33.131	67.5	3:02.560	
4	55.841	94.9	1:31.308	122.0	36.228	68.8	3:03.377	
5	57.647	92.9	1:31.673	109.5	In		3:08.915	P
6								

88 Melling / Minshaw (THA) — Ford Falcon

lap	Sect-1	Speed	Sect-2	Speed	Sect-3	Speed	Laptime	Pit
1	Out	90.0	1:31.552	107.9	34.666	68.8	3:00.617	
2	58.578	92.4	1:29.099	128.3	31.155	79.0	2:58.832	
3	55.710	84.2	1:29.823	133.4	32.537	69.0	2:58.070	
4	54.589	94.1	1:28.207	124.7	37.704	67.7	3:00.500	
5	56.931	89.7	1:32.565	111.3	In		3:06.091	P
6	Out	63.7	2:08.330	88.1	45.705	53.3	6:23.119	P
7	1:18.928	61.1	2:09.617	81.0	47.958	43.8	4:16.503	
8								

91 Martin Strommen (THC) — Ford Lotus Cortina

lap	Sect-1	Speed	Sect-2	Speed	Sect-3	Speed	Laptime	Pit
1	Out	80.2	1:34.583	101.5	38.910	75.1	3:10.960	
2	57.982	78.9	1:32.338	107.5	35.385	75.5	3:05.705	
3	58.629	90.9	1:29.849	114.7	32.683	80.1	3:01.161	
4	56.845	91.2	1:29.726	116.9	34.619	66.6	3:01.190	
5	57.681	93.9	1:32.871	111.1	In		3:08.375	P
6	Out	85.1	1:51.752	97.1	42.304	48.4	4:50.344	P
7	1:13.367	65.8	1:57.645	92.9	43.573	54.7	3:54.585	
8	1:11.547	74.3	2:01.001	83.6	In		4:09.402	P

92 Steve Jones (THD) — Morris Mini Cooper S

lap	Sect-1	Speed	Sect-2	Speed	Sect-3	Speed	Laptime	Pit
1	Out	88.3	1:32.451	102.9	34.986	77.3	3:04.051	
2	56.619	98.1	1:30.692	109.3	34.574	75.7	3:01.885	
3	58.174	91.4	1:32.267	109.1	33.988	63.1	3:04.429	
4	56.590	92.6	1:40.477	102.6	37.297	72.8	3:14.364	
5	57.898	84.2	1:40.520	95.2	In		3:25.741	P
6								

98 Graham Pattle (THC) — Ford Lotus Cortina

lap	Sect-1	Speed	Sect-2	Speed	Sect-3	Speed	Laptime	Pit
1	Out	85.5	1:38.163	95.6	35.390	72.7	3:07.240	
2	1:00.449	85.1	1:33.985	109.7	32.353	73.8	3:06.787	
3	58.251	97.4	1:33.080	111.3	32.124	72.4	3:03.455	
4	57.479	95.6	1:31.376	113.9	34.300	66.3	3:03.155	
5	58.204	92.6	1:33.517	105.4	36.411	60.0	3:08.132	
6	1:01.553	85.4	1:45.327	106.7	In		3:25.293	P

99 Kevin O'Connor (THD) — Austin Mini Cooper S

lap	Sect-1	Speed	Sect-2	Speed	Sect-3	Speed	Laptime	Pit
1	Out	76.3	1:37.254	100.6	37.069	70.5	3:11.212	
2								

104 Letts / James (THD) — Austin Mini Cooper S

lap	Sect-1	Speed	Sect-2	Speed	Sect-3	Speed	Laptime	Pit
1	Out	83.0	1:38.481	104.0	35.637	74.3	3:07.989	
2	59.796	91.8	1:33.943	105.0	33.008	74.6	3:06.747	
3	57.955	91.1	1:33.490	103.6	35.140	64.5	3:06.585	
4	1:00.381	91.8	1:34.971	105.0	35.882	66.6	3:11.234	
5	1:00.457	88.2	1:37.720	103.9	In		3:15.039	P
6	Out	71.8	2:00.950	72.1	51.389	32.0	5:31.887	P
7	1:26.029	61.7	2:12.690	67.7	In		4:28.625	P
8								

113 Peter Seldon (THB) — BMW 1800 TiSA

lap	Sect-1	Speed	Sect-2	Speed	Sect-3	Speed	Laptime	Pit
1	Out	80.6	1:38.031	108.4	35.999	67.2	3:09.853	
2	1:00.385	92.8	1:33.738	112.4	33.780	69.8	3:07.903	
3	59.097	92.9	1:32.518	113.4	34.514	69.9	3:06.129	
4	58.798	92.8	1:31.967	112.2	1:29.437	68.8	4:00.202	
5	1:02.468	87.8					3:39.211	
6								

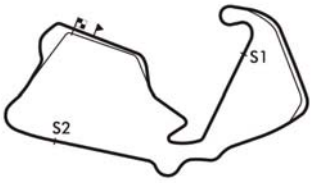

Session Start: 18:43:05 - Finish: 19:10:05
Weather/Track Conditions: Rain / Wet
Circuit: Silverstone Historic Grand Prix
Track Length: 5.857 Km - 3.6394 miles
Printed: 20-07-2018 - 19:22

MST
Results: www.mstworld.com. Live Timing: https://livetiming.getraceresults.com/mst. Email: timing@mstworld.com

Silverstone Classic - 20 - 22 Jul 2018

Transatlantic Trophy for Pre '66 Touring Cars

Qualifying for Race 21 - Sector Analysis

122 Donald Racine (THD) — Austin Mini Cooper S

lap	Sect-1	Speed	Sect-2	Speed	Sect-3	Speed	Laptime	Pit	lap	Sect-1	Speed	Sect-2	Speed	Sect-3	Speed	Laptime	Pit
1	Out	82.5	1:42.799	82.1	37.151	70.1	3:17.089		4	1:03.438	83.7	1:42.405	92.4	38.751	62.1	3:24.594	
2	1:01.691	80.1	1:38.751	91.8	37.104	72.5	3:17.546		5	1:06.298	54.6	1:59.853	80.1	In		4:04.739	P
3	1:02.503	90.0	1:38.028	98.5	37.632	63.1	3:18.163		6								

123 Burke/Saunders (THA) — Ford Mustang

lap	Sect-1	Speed	Sect-2	Speed	Sect-3	Speed	Laptime	Pit	lap	Sect-1	Speed	Sect-2	Speed	Sect-3	Speed	Laptime	Pit
1	Out	80.3	1:34.127	111.5	36.602	72.0	3:02.810		5	57.830	91.6	1:29.809	111.3	In		3:06.652	P
2	59.486	87.0	1:30.805	119.0	34.222	73.7	3:04.513		6	Out	81.7	1:44.675	106.4	1:05.550	46.6	5:25.571	P
3	56.933	85.8	1:30.257	122.9	32.803	76.0	2:59.993		7	1:08.452	73.5	1:55.713	88.9	45.540	60.1	3:49.705	
4	54.305	97.4	1:29.206	126.6	33.355	73.3	2:56.866		8	1:10.371	63.4	2:00.257	83.5	49.438	57.9	4:00.066	

136 Nigel Batchelor (THA) — Ford Mustang

lap	Sect-1	Speed	Sect-2	Speed	Sect-3	Speed	Laptime	Pit	lap	Sect-1	Speed	Sect-2	Speed	Sect-3	Speed	Laptime	Pit
1	Out	67.2	1:43.132	103.2	38.061	71.0	3:29.462		4	1:01.558	72.8	1:41.214	88.4	43.054	62.6	3:25.826	
2	1:01.262	79.9	1:39.480	111.7	36.145	73.2	3:16.887		5	1:07.322	64.8	2:18.076	62.9	In		4:20.138	P
3	58.215	86.5	1:36.501	106.4	38.180	66.2	3:12.896		6	Out	62.6	2:18.258	73.9	In		6:18.458	P

142 Chris Morgan (THD) — Austin Mini Cooper S

lap	Sect-1	Speed	Sect-2	Speed	Sect-3	Speed	Laptime	Pit	lap	Sect-1	Speed	Sect-2	Speed	Sect-3	Speed	Laptime	Pit
1	Out	79.2	1:33.400	102.5	35.030	73.4	3:00.165		4	55.124	97.3	1:31.359	108.4	33.358	67.8	2:59.841	
2	56.962	88.7	1:29.940	110.2	32.606	71.2	2:59.508		5	58.294	85.6	1:33.840	92.8	In		3:13.138	P
3	56.285	94.8	1:29.785	108.9	31.286	75.1	2:57.356		6								

166 Rob Fenn (THA) — Ford Mustang

lap	Sect-1	Speed	Sect-2	Speed	Sect-3	Speed	Laptime	Pit	lap	Sect-1	Speed	Sect-2	Speed	Sect-3	Speed	Laptime	Pit
1	Out	71.5	1:44.119	84.7	37.847	70.9	3:20.975		4	1:06.267	76.0	1:44.448	98.0	In		3:33.208	P
2	1:01.909	78.4	1:39.364	91.2	37.148	63.2	3:18.421		5	Out	70.7	1:56.820	92.3	43.409	50.5	5:42.053	P
3	1:05.280	82.0	1:39.058	100.5	39.480	52.6	3:23.818		6	1:11.575	69.4	1:57.071	90.7	In		3:50.040	P

170 Marcus Jewell (THC) — Ford Lotus Cortina

lap	Sect-1	Speed	Sect-2	Speed	Sect-3	Speed	Laptime	Pit	lap	Sect-1	Speed	Sect-2	Speed	Sect-3	Speed	Laptime	Pit
1	Out	91.6	1:33.446	108.2	34.872	77.2	2:59.500		4	55.038	93.2	1:29.817	114.1	34.142	58.8	2:58.997	
2	58.960	87.3	1:30.941	111.8	34.476	72.3	3:04.377		5	57.500	98.0	1:34.018	96.6	In		3:12.709	P
3	57.024	89.0	1:30.788	116.5	31.930	74.6	2:59.742		6								

176 Nick Swift (THD) — Morris Mini Cooper S

lap	Sect-1	Speed	Sect-2	Speed	Sect-3	Speed	Laptime	Pit	lap	Sect-1	Speed	Sect-2	Speed	Sect-3	Speed	Laptime	Pit
1	Out	86.3	1:32.136	108.4	32.706	75.8	2:55.115		4	56.589	99.3	1:29.036	110.6	32.647	67.4	2:58.272	
2	58.604	96.6	1:28.559	108.6	30.312	80.4	2:57.475		5	56.849	93.1	1:30.892	107.4	In		3:03.654	P
3	56.555	96.3	1:27.898	110.7	31.431	65.6	2:55.884		6	Out	91.3	1:37.541	99.9	In		7:46.335	P

192 Thomas/Lockie (THA) — Ford Falcon

lap	Sect-1	Speed	Sect-2	Speed	Sect-3	Speed	Laptime	Pit	lap	Sect-1	Speed	Sect-2	Speed	Sect-3	Speed	Laptime	Pit
1	Out	96.6	1:35.083	108.6	34.999	71.5	3:02.634		5	59.925	89.7	1:37.131	114.1	In		3:11.278	P
2	58.541	85.7	1:28.208	115.9	32.132	69.9	2:58.881		6	Out	93.1	1:52.348	107.0	40.625	50.3	4:39.574	P
3	55.175	98.1	1:31.532	122.2	33.185	62.4	2:59.892		7	1:08.518	70.6	1:51.966	99.3	40.684	55.8	3:41.168	
4	57.383	103.6	1:30.843	111.1	37.644	62.1	3:05.870		8	1:09.698	70.0	1:58.667	85.3	In		3:56.007	P

211 Steve Maxted (THD) — Austin Mini Cooper S

lap	Sect-1	Speed	Sect-2	Speed	Sect-3	Speed	Laptime	Pit	lap	Sect-1	Speed	Sect-2	Speed	Sect-3	Speed	Laptime	Pit
1	Out	88.3	1:33.450	106.5	34.116	78.1	2:59.266		4	57.661	92.2	1:32.918	107.4	36.343	66.1	3:06.922	
2	56.351	88.0	1:36.584	107.4	33.994	74.2	3:06.929		5	58.338	89.7	1:36.955	106.7	In		3:14.874	P
3	56.091	90.4	1:31.427	107.4	33.894	67.0	3:01.412		6								

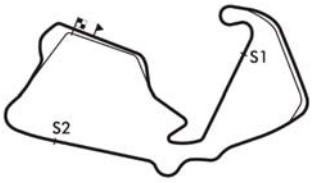

Session Start: 18:43:05 - Finish: 19:10:05
Weather/Track Conditions: Rain / Wet
Circuit: Silverstone Historic Grand Prix
Track Length: 5.857 Km - 3.6394 miles
Printed: 20-07-2018 - 19:22

Results: www.mstworld.com. Live Timing: https://livetiming.getraceresults.com/mst. Email: timing@mstworld.com

Silverstone Classic - 20 - 22 Jul 2018

Transatlantic Trophy for Pre '66 Touring Cars

Qualifying for Race 21 - Sector Analysis

263 Bill Shepherd (THA) — Ford Galaxie

lap	Sect-1	Speed	Sect-2	Speed	Sect-3	Speed	Laptime	Pit
1	Out	83.5	1:36.883	100.0	37.297	72.6	3:07.363	
2	58.527	92.4	1:28.960	113.0	33.086	74.9	3:00.573	
3	55.505	88.0	1:29.383	114.7	33.050	72.5	2:57.938	
4	56.133	96.3	1:29.910	117.5	35.596	66.1	3:01.639	
5	57.593	85.6	1:32.570	99.3	36.857	67.8	3:07.020	
6	58.846	79.0	1:57.202	84.4	In		3:42.650	P

266 Thorpe/McInerney (THA) — Ford Mustang

lap	Sect-1	Speed	Sect-2	Speed	Sect-3	Speed	Laptime	Pit
1	Out	84.8	1:34.181	116.3	33.315	79.1	3:02.854	
2	58.955	92.9	1:29.306	129.3	31.330	81.3	2:59.591	
3	54.913	94.9	1:27.971	130.1	31.442	69.9	2:54.326	
4	53.665	108.1	1:30.039	124.7	In		3:01.530	P
5	Out	77.1	1:47.751	112.0	40.062	61.7	5:57.410	P
6	1:02.010	87.0	1:50.968	112.2	41.279	59.3	3:34.257	
7	1:06.597	74.2	1:52.000	107.9	42.068	49.5	3:40.665	
8								

321 Graeme Langford (THA) — Ford Mustang

lap	Sect-1	Speed	Sect-2	Speed	Sect-3	Speed	Laptime	Pit
1	Out	74.1	1:41.821	98.3	38.232	74.4	3:16.635	
2	58.229	85.4	1:29.684	116.1	32.646	79.1	3:00.559	
3	54.795	81.5	1:31.482	111.3	33.464	67.5	2:59.741	
4	56.462	79.7	1:33.338	112.4	36.339	68.8	3:06.139	
5	57.875	82.8	1:32.739	111.5	36.406	68.8	3:07.020	
6	59.083	83.3	1:53.113	95.2	In		3:33.881	P

711 Lewis/Camp (THD) — Austin Mini Cooper S

lap	Sect-1	Speed	Sect-2	Speed	Sect-3	Speed	Laptime	Pit
1	Out	89.0	1:34.133	104.4	35.078	69.8	2:58.951	
2	57.228	95.6	1:28.288	109.1	31.309	79.3	2:56.825	
3	56.208	94.3	1:31.057	111.8	32.604	68.6	2:59.869	
4	6:35.331	85.1	1:53.338	85.9	In		9:14.339	P

888 Wheeler/Hack (THD) — Austin Mini Cooper S

lap	Sect-1	Speed	Sect-2	Speed	Sect-3	Speed	Laptime	Pit
1	Out	87.8	1:35.499	103.1	36.077	75.4	3:03.574	
2	57.222	95.2	1:28.250	107.7	31.321	78.6	2:56.793	
3	55.488	91.4	1:29.928	108.2	32.187	69.8	2:57.603	
4	55.383	98.5	1:31.723	101.8	In		3:04.789	P
5	Out	79.4	1:47.307	104.5	38.654	63.5	4:59.916	P
6	1:04.293	72.9	1:54.391	84.6	44.053	59.5	3:42.737	
7	1:07.772	70.6	2:02.254	77.3	In		4:00.928	P
8								

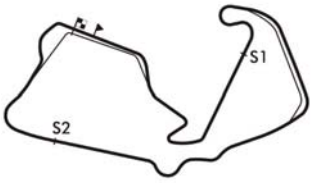

Session Start: 18:43:05 - Finish: 19:10:05
Weather/Track Conditions: Rain / Wet
Circuit: Silverstone Historic Grand Prix
Track Length: 5.857 Km - 3.6394 miles
Printed: 20-07-2018 - 19:22

MST
Results: www.mstworld.com. Live Timing: https://livetiming.getraceresults.com/mst. Email: timing@mstworld.com

Silverstone Classic - 20 - 22 Jul 2018

Transatlantic Trophy for Pre '66 Touring Cars

Qualifying for Race 21 - Best Sector Times

	SECTOR 1			SECTOR 2			SECTOR 3		
	NO	TIME	LAP	NO	TIME	LAP	NO	TIME	LAP
1	8	52.585	4	10	1:26.014	2	176	30.312	2
2	266	53.665	4	37	1:26.037	3	43	30.451	2
3	37	54.003	4	8	1:26.501	3	8	30.709	3
4	123	54.305	4	4	1:27.321	2	10	30.770	3
5	44	54.426	2	23	1:27.755	2	37	30.819	3
6	88	54.589	4	176	1:27.898	3	88	31.155	2
7	10	54.627	3	266	1:27.971	3	142	31.286	3
8	4	54.733	3	40	1:27.996	3	711	31.309	2
9	43	54.773	3	6	1:28.112	3	888	31.321	2
10	321	54.795	3	88	1:28.207	4	266	31.330	2
11	170	55.038	4	192	1:28.208	2	20	31.398	2
12	142	55.124	4	43	1:28.218	2	1	31.724	2
13	20	55.141	4	888	1:28.250	2	170	31.930	3
14	192	55.175	3	711	1:28.288	2	44	31.973	1
15	77	55.382	3	9	1:28.521	2	98	32.124	3
16	888	55.383	4	20	1:28.827	2	192	32.132	2
17	263	55.505	3	263	1:28.960	2	46	32.164	2
18	40	55.567	4	123	1:29.206	4	23	32.213	3
19	23	55.799	4	77	1:29.208	2	21	32.252	2
20	83	55.841	4	21	1:29.562	3	4	32.273	3
21	211	56.091	3	79	1:29.568	2	40	32.326	2
22	9	56.094	4	1	1:29.609	3	6	32.479	2
23	711	56.208	3	46	1:29.657	2	83	32.549	2
24	66	56.214	4	321	1:29.684	2	77	32.594	2
25	46	56.544	2	91	1:29.726	4	321	32.646	2
26	176	56.555	3	142	1:29.785	3	91	32.683	3
27	92	56.590	4	170	1:29.817	4	9	32.788	2
28	21	56.640	4	44	1:30.172	2	123	32.803	3
29	1	56.672	3	92	1:30.692	2	104	33.008	2
30	91	56.845	4	3	1:30.904	2	263	33.050	3
31	35	56.848	4	83	1:31.308	4	79	33.372	2
32	79	56.907	4	98	1:31.376	4	35	33.538	3
33	6	57.000	2	211	1:31.427	3	113	33.780	2
34	30	57.409	4	35	1:31.448	4	211	33.894	3
35	98	57.479	4	113	1:31.967	4	92	33.988	3
36	3	57.857	3	48	1:32.805	2	3	34.900	3
37	104	57.955	3	66	1:33.004	4	48	35.593	3
38	136	58.215	3	104	1:33.490	3	30	35.666	3
39	113	58.798	4	30	1:34.468	2	14	35.901	2
40	48	58.861	3	65	1:34.674	2	66	35.952	3
41	65	59.750	3	28	1:36.495	2	65	36.058	2
42	15	59.890	3	136	1:36.501	3	136	36.145	2
43	28	1:00.480	2	15	1:37.115	2	28	36.441	2
44	122	1:01.691	2	99	1:37.254	1	99	37.069	1
45	14	1:01.791	3	122	1:38.028	3	122	37.104	2
46	166	1:01.909	2	14	1:38.087	2	166	37.148	2
47	51	1:02.417	2	166	1:39.058	3	15	37.247	2

IDEAL / BEST LAP COMPARISON

NO	NAME	BEST	IN	IDEAL	DIFF
8	Buckley/Huff	2:51.085	3	2:49.795	+1.290
37	Gardiner/Wolfe	2:51.460	3	2:50.859	+0.601
10	Perfetti/Rovelli	2:52.973	3	2:51.411	+1.562
43	Chris Middlehurst	2:54.139	2	2:53.442	+0.697
17	Steve Soper	2:54.232	2		+
266	Thorpe/McInerney	2:54.326	3	2:52.966	+1.360
176	Nick Swift	2:55.884	3	2:54.765	+1.119
20	Endaf Owens	2:56.164	2	2:55.366	+0.798
4	Attard/Stanley	2:56.545	2	2:54.327	+2.218
40	Myers/Hetherington	2:56.651	3	2:55.889	+0.762
44	Ferguson/Bell	2:56.717	2	2:56.571	+0.146
888	Wheeler/Hack	2:56.793	2	2:54.954	+1.839
711	Lewis/Camp	2:56.825	2	2:55.805	+1.020
123	Burke/Saunders	2:56.866	4	2:56.314	+0.552
142	Chris Morgan	2:57.356	3	2:56.195	+1.161
263	Bill Shepherd	2:57.938	3	2:57.515	+0.423
88	Melling/Minshaw	2:58.070	3	2:53.951	+4.119
1	Lewis/Sullivan	2:58.207	3	2:58.005	+0.202
46	Curley/Sollis	2:58.365	2	2:58.365	+0.000
23	Andrea Stortoni	2:58.523	3	2:55.767	+2.756
192	Thomas/Lockie	2:58.881	2	2:55.515	+3.366
170	Marcus Jewell	2:58.997	4	2:56.785	+2.212
21	Dave Edgecombe	2:59.242	3	2:58.454	+0.788
77	Burnett/Smith	2:59.374	2	2:57.184	+2.190
6	Mann/Young	2:59.472	2	2:57.591	+1.881
321	Graeme Langford	2:59.741	3	2:57.125	+2.616
9	Craig Davies	2:59.914	4	2:57.403	+2.511
79	Martin/Haddon	3:00.630	2	2:59.847	+0.783
91	Martin Strommen	3:01.161	3	2:59.254	+1.907
211	Steve Maxted	3:01.412	3	3:01.412	+0.000
92	Steve Jones	3:01.885	2	3:01.270	+0.615
83	Ben Mitchell	3:02.324	2	2:59.698	+2.626
35	Mark Burton	3:02.414	3	3:01.834	+0.580
98	Graham Pattle	3:03.155	4	3:00.979	+2.176
3	Peter Klutt	3:05.099	2	3:03.661	+1.438
113	Peter Seldon	3:06.129	3	3:04.545	+1.584
104	Letts/James	3:06.585	3	3:04.453	+2.132
66	Lund/Berg	3:08.493	3	3:05.170	+3.323
48	James/Stretton	3:09.483	2	3:07.259	+2.224
30	Abbott/Hartley	3:11.159	2	3:07.543	+3.616
65	Nicholas Ruddell	3:11.263	2	3:10.482	+0.781
136	Nigel Batchelor	3:12.896	3	3:10.861	+2.035
28	Raymond Low	3:13.416	2	3:13.416	+0.000
15	Jonathan Kent	3:14.824	2	3:14.252	+0.572
14	Glover/Hadfield	3:16.027	2	3:15.779	+0.248
122	Donald Racine	3:17.546	2	3:16.823	+0.723
166	Rob Fenn	3:18.421	2	3:18.115	+0.306

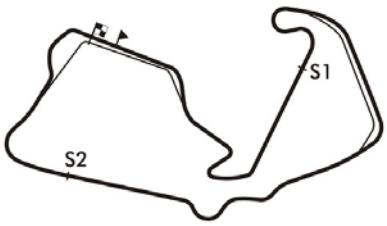

Session Start: 18:43:05 - Finish: 19:10:05
Weather/Track Conditions: Rain / Wet
Circuit: Silverstone Historic Grand Prix
Track Length: 5.857 Km - 3.6394 miles

Printed: 20-07-2018 - 19:22

Silverstone Classic - 20 - 22 Jul 2018

Transatlantic Trophy for Pre '66 Touring Cars

Qualifying for Race 21 - Best Sector Times

48	99	1:02.555	2	51	1:41.165	3	51	39.079	1
49	22	1:05.003	3	54	1:41.406	1	22	40.260	2
50	74	1:05.896	2	74	1:42.454	4	74	41.255	2
51	54	1:06.137	2	22	1:42.908	2	54	41.792	1
52	17			17			17		
53	26			26			26		
54	42			42			42		
55	153			153			153		

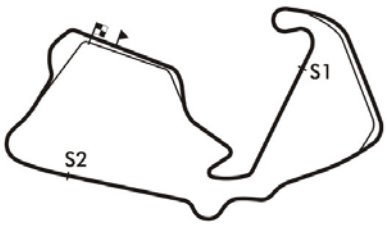

Session Start: 18:43:05 - Finish: 19:10:05
Weather/Track Conditions: Rain / Wet
Circuit: Silverstone Historic Grand Prix
Track Length: 5.857 Km - 3.6394 miles

Printed: 20-07-2018 - 19:22

Silverstone Classic - 20 - 22 Jul 2018

Transatlantic Trophy for Pre '66 Touring Cars

Qualifying for Race 21 - Best Sector Times

22	Artam/Isik	3:28.755	2	3:28.171	+0.584
74	Jon Miles	3:30.122	2	3:29.605	+0.517
51	Nicholas King			3:22.661	7:32.114
54	Nairn/Nairn			3:29.335	7:25.440
99	Kevin O'Connor			3:16.878	7:37.897

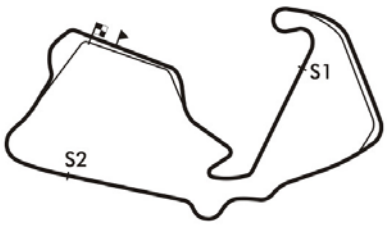

Session Start: 18:43:05 - Finish: 19:10:05
Weather/Track Conditions: Rain / Wet
Circuit: Silverstone Historic Grand Prix
Track Length: 5.857 Km - 3.6394 miles

Printed: 20-07-2018 - 19:22

Silverstone Classic - 20 - 22 Jul 2018

Transatlantic Trophy for Pre '66 Touring Cars

Qualifying for Race 21 - Best Sector Speeds

	NO	SECTOR 1	MPH	NO	SECTOR 2	MPH	NO	SECTOR 3	MPH
1	266	Thorpe/McInerney	108.1	88	Melling/Minshaw	133.4	10	Perfetti/Rovelli	82.6
2	37	Gardiner/Wolfe	105.8	266	Thorpe/McInerney	130.1	37	Gardiner/Wolfe	82.1
3	83	Ben Mitchell	104.7	9	Craig Davies	128.1	9	Craig Davies	81.8
4	40	Myers/Hetherington	103.7	123	Burke/Saunders	126.6	266	Thorpe/McInerney	81.3
5	6	Mann/Young	103.6	8	Buckley/Huff	125.4	20	Endaf Owens	80.4
6	10	Perfetti/Rovelli	103.6	6	Mann/Young	125.2	176	Nick Swift	80.4
7	192	Thomas/Lockie	103.6	37	Gardiner/Wolfe	125.2	23	Andrea Stortoni	80.1
8	43	Chris Middlehurst	101.5	83	Ben Mitchell	125.0	91	Martin Strommen	80.1
9	8	Buckley/Huff	101.2	40	Myers/Hetherington	123.4	43	Chris Middlehurst	79.9
10	23	Andrea Stortoni	100.9	192	Thomas/Lockie	122.2	8	Buckley/Huff	79.3
11	711	Lewis/Camp	100.6	10	Perfetti/Rovelli	120.5	711	Lewis/Camp	79.3
12	35	Mark Burton	100.2	3	Peter Klutt	119.2	321	Graeme Langford	79.1
13	4	Attard/Stanley	99.3	35	Mark Burton	118.8	88	Melling/Minshaw	79.0
14	30	Abbott/Hartley	99.3	263	Bill Shepherd	117.5	4	Attard/Stanley	79.0
15	176	Nick Swift	99.3	23	Andrea Stortoni	117.3	77	Burnett/Smith	78.8
16	77	Burnett/Smith	99.1	14	Glover/Hadfield	117.1	888	Wheeler/Hack	78.6
17	79	Martin/Haddon	99.1	91	Martin Strommen	116.9	44	Ferguson/Bell	78.1
18	21	Dave Edgecombe	98.8	170	Marcus Jewell	116.5	211	Steve Maxted	78.1
19	888	Wheeler/Hack	98.5	79	Martin/Haddon	116.3	66	Lund/Berg	78.0
20	92	Steve Jones	98.1	321	Graeme Langford	116.1	6	Mann/Young	77.8
21	170	Marcus Jewell	98.0	66	Lund/Berg	115.1	92	Steve Jones	77.3
22	98	Graham Pattle	97.4	98	Graham Pattle	113.9	170	Marcus Jewell	77.2
23	123	Burke/Saunders	97.4	74	Jon Miles	113.7	79	Martin/Haddon	77.1
24	3	Peter Klutt	97.3	113	Peter Seldon	113.4	1	Lewis/Sullivan	76.2
25	142	Chris Morgan	97.3	46	Curley/Sollis	113.0	123	Burke/Saunders	76.0
26	20	Endaf Owens	97.1	77	Burnett/Smith	112.6	35	Mark Burton	75.1
27	263	Bill Shepherd	96.3	21	Dave Edgecombe	112.4	46	Curley/Sollis	75.1
28	1	Lewis/Sullivan	96.1	711	Lewis/Camp	111.8	142	Chris Morgan	75.1
29	9	Craig Davies	95.2	48	James/Stretton	111.7	263	Bill Shepherd	74.9
30	44	Ferguson/Bell	94.5	136	Nigel Batchelor	111.7	104	Letts/James	74.6
31	48	James/Stretton	94.1	4	Attard/Stanley	110.7	40	Myers/Hetherington	74.6
32	88	Melling/Minshaw	94.1	176	Nick Swift	110.7	48	James/Stretton	74.2
33	46	Curley/Sollis	94.0	43	Chris Middlehurst	110.2	3	Peter Klutt	74.1
34	91	Martin Strommen	93.9	142	Chris Morgan	110.2	21	Dave Edgecombe	74.1
35	66	Lund/Berg	93.6	30	Abbott/Hartley	109.8	98	Graham Pattle	73.8
36	113	Peter Seldon	92.9	44	Ferguson/Bell	109.5	136	Nigel Batchelor	73.2
37	211	Steve Maxted	92.2	92	Steve Jones	109.3	122	Donald Racine	72.5
38	104	Letts/James	91.8	20	Endaf Owens	108.2	83	Ben Mitchell	72.3
39	14	Glover/Hadfield	91.7	888	Wheeler/Hack	108.2	192	Thomas/Lockie	71.5
40	122	Donald Racine	90.0	211	Steve Maxted	107.4	166	Rob Fenn	70.9

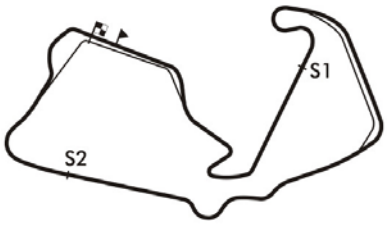

Session Start: 18:43:05 - Finish: 19:10:05
Weather/Track Conditions: Rain / Wet
Circuit: Silverstone Historic Grand Prix
Track Length: 5.857 Km - 3.6394 miles
Printed: 20-07-2018 - 19:22

Silverstone Classic - 20 - 22 Jul 2018

Transatlantic Trophy for Pre '66 Touring Cars

Qualifying for Race 21 - Best Sector Speeds

41	28	Raymond Low	89.8	15	Jonathan Kent	106.2	99	Kevin O'Connor	70.5
42	15	Jonathan Kent	88.1	1	Lewis/Sullivan	105.8	65	Nicholas Ruddell	70.3
43	65	Nicholas Ruddell	88.1	104	Letts/James	105.0	113	Peter Seldon	69.9
44	136	Nigel Batchelor	86.5	28	Raymond Low	104.9	28	Raymond Low	69.5
45	321	Graeme Langford	85.4	51	Nicholas King	104.9	51	Nicholas King	69.0
46	74	Jon Miles	82.4	65	Nicholas Ruddell	101.2	14	Glover/Hadfield	68.9
47	166	Rob Fenn	82.0	99	Kevin O'Connor	100.6	30	Abbott/Hartley	68.2
48	51	Nicholas King	81.5	166	Rob Fenn	100.5	15	Jonathan Kent	68.1
49	54	Nairn/Nairn	80.1	54	Nairn/Nairn	99.1	74	Jon Miles	64.2
50	22	Artam/Isik	78.5	122	Donald Racine	98.5	22	Artam/Isik	64.0
51	99	Kevin O'Connor	76.3	22	Artam/Isik	98.3	54	Nairn/Nairn	61.4
52	17	Steve Soper	0.0	17	Steve Soper	0.0	17	Steve Soper	0.0
53	26	Ron Maydon	0.0	26	Ron Maydon	0.0	26	Ron Maydon	0.0
54	42	John Spiers	0.0	42	John Spiers	0.0	42	John Spiers	0.0
55	153	Jake Hill	0.0	153	Jake Hill	0.0	153	Jake Hill	0.0

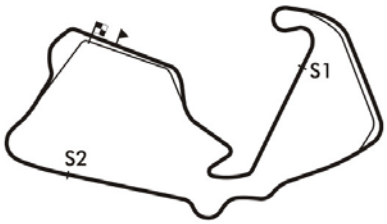

Session Start: 18:43:05 - Finish: 19:10:05
Weather/Track Conditions: Rain / Wet
Circuit: Silverstone Historic Grand Prix
Track Length: 5.857 Km - 3.6394 miles

Printed: 20-07-2018 - 19:22

Silverstone Classic - 20 - 22 Jul 2018

Transatlantic Trophy for Pre '66 Touring Cars

Race 21 - Starting Grid - AMENDED

Sheet No:

Start Time : 17:15 - Heat Duration : 45 Minutes

ROW							
25	49	51	Nicholas King	50	99	Kevin O'Connor
24	47	22	Artam / Isik	48	74	Jon Miles
23	45	122	Donald Racine	46	166	Rob Fenn
22	43	15	Jonathan Kent	44	14	Glover / Hadfield
21	41	136	Nigel Batchelor	42	28	Raymond Low
20	39	30	Abbott / Hartley	40	65	Nicholas Ruddell
19	37	66	Lund / Berg	38	48	James / Stretton
18	35	3	Peter Klutt	36	104	Letts / James
17	33	35	Mark Burton	34	98	Graham Pattle
16	31	92	Jones / Caine	32	83	Ben Mitchell
15	29	91	Martin Strommen	30	211	Steve Maxted
14	27	9	Craig Davies	28	79	Haddon / Martin
13	25	6	Mann / Young	26	321	Graeme Langford
12	23	21	Dave Edgecombe	24	77	Kendall / Smith
11	21	192	Thomas / Lockie	22	170	Marcus Jewell
10	19	46	Curley / Sollis	20	23	Andrea Stortoni
9	17	88	Melling / Minshaw	18	1	Lewis / Sullivan
8	15	142	Chris Morgan	16	263	Bill Shepherd
7	13	711	Lewis / Camp	14	123	Burke / Saunders
6	11	44	Bell / Ferguson	12	888	Wheeler / Hack
5	9	4	Jackson / Attard	10	40	Hetherington / Myers
4	7	176	Nick Swift	8	20	Endaf Owens
3	5	17	Steve Soper	6	266	McInerney / Thorpe
2	3	10	Rovelli / Perfetti	4	43	Chris Middlehurst
1	1	8	Buckley / Huff	2	37	Gardiner / Wolfe

Pole Right

Cars 54 & 113 - withdrawn.

Circuit: Silverstone Historic Grand Prix
Track Length: 5.857 Km - 3.6394 miles

These results are provisional until the conclusion of any judicial and technical matters.

Clerk of the Course:	Timekeeper:	Issued at:
Julian Floyd	Nick Palmer	

Printed : 22-07-2018 - 15:11

Silverstone Classic - 20 - 22 Jul 2018

Transatlantic Trophy for Pre '66 Touring Cars

Race 21 - Classification

Sheet No:

POS	NO	DRIVER/S	NAT	CLASS	CLASS POS	CAR MAKE / MODEL	TIME	LAPS	GAP	DIFF	MPH	BEST	ON
1	37	Mike Gardiner-Andy Wolfe		THA	1	Ford Falcon Sprint	46:27.733	17	-- 17 laps		79.90	2:32.900	12
2	9	Craig Davies		THA	2	Ford Mustang	46:35.667	17	7.934	7.934	79.67	2:32.140	17
3	266	James Thorpe-Sean McInerney		THA	3	Ford Mustang	46:36.674	17	8.941	1.007	79.63	2:32.004	5
4	8	Trevor Buckley-Rob Huff		THA	4	Ford Falcon	46:53.129	17	25.396	16.455	79.17	2:33.336	11
5	3	Peter Klutt		THA	5	Ford Mustang	46:58.665	17	30.932	5.536	79.01	2:34.057	12
6	192	Julian Thomas-Calum Lockie		THA	6	Ford Falcon	47:05.941	17	38.208	7.276	78.81	2:33.924	8
7	17	Steve Soper		THC	1	Ford Lotus Cortina	47:10.620	17	42.887	4.679	78.68	2:33.404	9
8	6	Henry Mann-John Young		THA	7	Ford Mustang	47:18.294	17	50.561	7.674	78.47	2:34.324	12
9	263	Bill Shepherd		THA	8	Ford Galaxie	47:20.370	17	52.637	2.076	78.41	2:35.131	7
10	83	Ben Mitchell		THA	9	Ford Galaxie	47:32.793	17	1:05.060	12.423	78.07	2:34.986	5
11	321	Graeme Langford		THA	10	Ford Mustang	47:34.145	17	1:06.412	1.352	78.03	2:35.466	11
12	10	Oscar Rovelli-Ambrogio Perfetti		THC	2	Ford Lotus Cortina	47:37.113	17	1:09.380	2.968	77.95	2:34.130	9
13	40	Benji Hetherington-Robert Myers		THA	11	Ford Mustang	47:50.769	17	1:23.036	13.656	77.58	2:34.303	9
14	176	Nick Swift		THD	1	Morris Mini Cooper S	47:53.286	17	1:25.553	2.517	77.52	2:38.042	3
15	35	Mark Burton		THA	12	Ford Mustang	47:59.720	17	1:31.987	6.434	77.34	2:35.575	17
16	46	Ian Curley-Bill Sollis		THD	2	Austin Mini Cooper S	48:04.925	17	1:37.192	5.205	77.20	2:37.753	8
17	98	Graham Pattle		THC	3	Ford Lotus Cortina	48:05.605	17	1:37.872	0.680	77.18	2:37.447	7
18	142	Chris Morgan		THD	3	Austin Mini Cooper S	48:15.362	17	1:47.629	9.757	76.93	2:38.580	4
19	44	Tom Bell-Joe Ferguson		THD	4	Austin Mini Cooper S	48:20.632	17	1:52.899	5.270	76.78	2:39.139	6
20	77	Scott Kendall-Jeffery Smith		THD	5	Austin Mini Cooper S	48:24.017	17	1:56.284	3.385	76.70	2:39.378	15
21	66	Viggo Lund-Arne Berg		THC	4	Lotus Cortina	48:49.021	17	2:21.288	25.004	76.04	2:40.714	15
22	1	Jonathan Lewis-Liam Sullivan		THD	6	Morris Mini Cooper S	48:51.937	17	2:24.204	2.916	75.96	2:38.599	17
23	211	Steve Maxted		THD	7	Austin Mini Cooper S	48:53.552	17	2:25.819	1.615	75.92	2:39.800	9
24	21	Dave Edgecombe		THD	8	Austin Mini Cooper S	48:54.242	17	2:26.509	0.690	75.91	2:39.180	13
25	88	Jason Minshaw-Martin Melling		THA	13	Ford Falcon	49:01.057	17	2:33.324	6.815	75.73	2:34.857	5
26	711	Dan Lewis-Alistair Camp		THD	9	Austin Mini Cooper S	49:03.996	17	2:36.263	2.939	75.65	2:40.476	5
27	65	Nicholas Ruddell		THA	14	Ford Mustang	49:30.603	17	3:02.870	26.607	74.97	2:40.747	5
28	30	David Abbott-Steve Hartley		THC	5	Ford Lotus Cortina	46:42.679	16	-- 16 laps		74.79	2:42.556	14
29	51	Nicholas King		THA	15	Ford Mustang	47:07.920	16	25.241	25.241	74.12	2:42.051	11
30	15	Jonathan Kent		THD	10	Austin Mini Cooper S	47:22.620	16	39.941	14.700	73.74	2:45.274	11
31	48	Peter James-Amanda Stretton		THB	1	BMW 1800 Ti	47:23.230	16	40.551	0.610	73.73	2:44.070	14
32	104	Alan Letts-Peter James		THD	11	Austin Mini Cooper S	48:15.832	16	1:33.153	52.602	72.38	2:46.354	7
33	74	Jon Miles		THA	16	Ford Mustang	48:35.298	16	1:52.619	19.466	71.91	2:48.476	16
34	22	Cengiz Artam-Ugur Isik		THA	17	Ford Mustang	49:04.906	16	2:22.227	29.608	71.18	2:47.521	5
35	99	Kevin O'Connor		THD	12	Austin Mini Cooper S	47:32.606	15	-- 15 laps	1:23.314	68.89	2:46.196	13
36	14	Neil Glover-James Hadfield		THA	18	Ford Mustang	48:51.325	15	1:18.719	1:18.719	67.04	2:40.601	11
		---------- NOT CLASSIFIED ----------											
DNF	166	Rob Fenn		THA		Ford Mustang	37:01.662	13	-- 13 laps		76.66	2:34.347	11
DNF	20	Endaf Owens		THD		Austin Mini Cooper S	37:15.920	13	14.258	14.258	76.17	2:38.177	6

Car 83 - 10 second penalty, out of position start.
Cars 1,17,35,65 & 122 - 31 second penalty, pit stops too short.
Cars 10 & 21 - 31 second penalty, exceeding pit lane speed limit.

Session Start: 17:13:59 - Finish: 18:00:26
Weather/Track Conditions: Bright / Dry
Circuit: Silverstone Historic Grand Prix
Track Length: 5.857 Km - 3.6394 miles

These results are provisional until the conclusion of any judicial and technical matters.

Clerk of the Course:	Timekeeper:	Issued at:
Julian Floyd	Nick Palmer	

Silverstone Classic - 20 - 22 Jul 2018

Transatlantic Trophy for Pre '66 Touring Cars

Race 21 - Classification

Sheet No:

DNF 4	Mat Jackson-Marco Attard	THC	Ford Lotus Cortina	36:38.265	12	-- 12 laps	2:02.351	71.52	2:39.693	5
DNF 43	Chris Middlehurst	THD	Morris Mini Cooper S	32:15.920	11	-- 11 laps		74.44	2:39.143	3
DNF 122	Donald Racine	THD	Austin Mini Cooper S	32:26.375	10	-- 10 laps	3:05.416	67.31	2:50.227	10
DNF 136	Nigel Batchelor	THA	Ford Mustang	26:04.224	9	-- 9 laps --		75.38	2:42.071	3
DNF 91	Martin Strommen	THC	Ford Lotus Cortina	14:43.489	5	-- 5 laps --		74.14	2:37.188	4
DNF 123	David Burke-Brian Saunders	THA	Ford Mustang	14:44.873	5	1.384	1.384	74.03	2:39.531	3
DNF 92	Steve Jones-Michael Caine	THD	Morris Mini Cooper S	9:36.920	3	-- 3 laps --	13.696	68.13	2:43.927	3
DNF 28	Raymond Low	THD	Morris Mini Cooper S	9:44.143	3	7.223	7.223	67.28	2:45.354	3
DNF 23	Andrea Stortoni	THC	Ford Lotus Cortina	4:00.952	1	-- 1 laps --		54.37	4:00.952	1

---------- FASTEST LAP SUMMARY ----------

NO	DRIVER/S	CLASS	CAR MAKE / MODEL	FASTEST LAP	ON	MPH
266	McInerney/Thorpe	THA	Ford Mustang	2:32.004	5	86.19
17	Steve Soper	THC	Ford Lotus Cortina	2:33.404	9	85.41
46	Curley/Sollis	THD	Austin Mini Cooper S	2:37.753	8	83.05
48	James/Stretton	THB	BMW 1800 Ti	2:44.070	14	79.85

Car 83 - 10 second penalty, out of position start.
Cars 1,17,35,65 & 122 - 31 second penalty, pit stops too short.
Cars 10 & 21 - 31 second penalty, exceeding pit lane speed limit.

Session Start: 17:13:59 - Finish: 18:00:26
Weather/Track Conditions: Bright / Dry
Circuit: Silverstone Historic Grand Prix
Track Length: 5.857 Km - 3.6394 miles

These results are provisional until the conclusion of any judicial and technical matters.

Clerk of the Course:	Timekeeper:	Issued at:
Julian Floyd	Nick Palmer	

Silverstone Classic - 20 - 22 Jul 2018

Transatlantic Trophy for Pre '66 Touring Cars

Race 21 - Sector Analysis

1 Lewis / Sullivan (THD) — Morris Mini Cooper S

lap	Sect-1	Speed	Sect-2	Speed	Sect-3	Speed	Laptime	Pit
1		48.3	1:57.349	46.6	45.032	68.1	4:00.550	
2	54.550	98.1	1:22.471	109.7	29.644	82.5	2:46.665	
3	51.174	103.2	1:21.335	111.5	29.430	82.4	2:41.939	
4	50.706	103.9	1:20.808	109.7	29.455	83.3	2:40.969	
5	52.958	103.1	1:19.961	113.6	29.277	83.1	2:42.196	
6	50.987	103.1	1:19.423	111.1	In		2:42.809	P
7	Out	100.8	1:21.968	108.2	30.186	80.3	3:55.807	P
8	50.944	106.0	1:21.346	107.2	29.929	82.4	2:42.219	
9	50.896	99.4	1:20.926	107.4	30.612	81.6	2:42.434	
10	50.988	101.8	1:20.121	110.4	29.112	82.5	2:40.221	
11	50.521	104.7	1:20.084	113.0	29.927	83.8	2:40.532	
12	50.063	105.8	1:23.884	111.5	30.603	78.6	2:44.550	
13	51.469	102.6	1:20.117	109.8	29.116	84.0	2:40.702	
14	50.430	104.5	1:20.692	113.4	29.657	83.9	2:40.779	
15	50.857	105.0	1:20.127	110.9	29.045	83.4	2:40.029	
16	49.908	105.2	1:20.600	110.7	29.429	83.6	2:39.937	
17	50.229	102.9	1:19.702	112.6	28.668	84.0	2:38.599	
18								

3 Peter Klutt (THA) — Ford Mustang

lap	Sect-1	Speed	Sect-2	Speed	Sect-3	Speed	Laptime	Pit
1		44.3	1:57.925	48.6	41.073	76.0	4:04.498	
2	53.105	108.6	1:19.253	134.8	30.058	86.1	2:42.416	
3	50.512	105.8	1:17.049	134.5	30.035	85.1	2:37.596	
4	48.987	112.8	1:18.031	125.0	29.862	86.6	2:36.880	
5	47.889	115.9	1:17.287	127.1	29.719	89.4	2:34.895	
6	47.806	120.1	1:17.559	132.6	29.824	86.8	2:35.189	
7	48.401	120.5	1:16.551	138.9	29.334	87.5	2:34.286	
8	48.694	115.7	1:16.180	132.4	In		2:35.936	P
9	Out	118.8	1:17.298	137.8	29.536	88.5	3:55.906	P
10	48.157	122.7	1:16.582	132.4	29.895	88.9	2:34.634	
11	48.406	110.7	1:17.178	134.8	29.422	86.3	2:35.006	
12	47.861	115.9	1:16.529	137.8	29.667	87.7	2:34.057	
13	48.461	114.3	1:17.771	134.8	29.474	87.4	2:35.706	
14	48.147	120.1	1:16.538	129.8	29.609	88.7	2:34.294	
15	48.654	93.9	1:18.576	134.5	29.624	86.1	2:36.854	
16	48.376	110.9	1:17.146	137.8	29.512	86.5	2:35.034	
17	48.999	112.0	1:16.781	130.6	29.698	87.7	2:35.478	
18								

4 Jackson / Attard (THC) — Ford Lotus Cortina

lap	Sect-1	Speed	Sect-2	Speed	Sect-3	Speed	Laptime	Pit
1		49.8	1:57.473	52.2	48.502	62.1	3:58.707	
2	53.846	106.9	1:21.015	114.3	30.360	81.6	2:45.221	
3	51.453	102.3	1:21.361	113.2	29.516	82.6	2:42.330	
4	50.734	102.1	1:20.097	113.9	29.951	79.0	2:40.782	
5	50.481	105.0	1:19.916	114.5	29.296	83.4	2:39.693	
6	51.275	104.9	1:20.711	114.9	29.347	83.0	2:41.333	
7	51.109	107.0	1:21.061	112.6	29.325	82.6	2:41.495	
8	50.959	103.1	1:20.458	111.7	In		2:42.834	P
9	Out	101.4	1:23.368	110.4	31.584	79.8	5:26.983	P
10	52.735	101.2	1:22.878	109.1	30.884	79.1	2:46.497	
11	52.041	102.5	1:21.974	110.9	31.330	82.4	2:45.345	
12	51.757	104.0	1:24.391	110.7	30.897	82.5	2:47.045	

6 Mann / Young (THA) — Ford Mustang

lap	Sect-1	Speed	Sect-2	Speed	Sect-3	Speed	Laptime	Pit
1		46.8	1:57.563	46.0	43.211	68.2	4:01.881	
2	55.385	106.2	1:21.074	128.8	30.122	85.4	2:46.581	
3	49.802	106.2	1:19.155	129.6	29.254	86.1	2:38.211	
4	48.361	108.6	1:18.031	129.1	30.452	87.7	2:36.844	
5	49.377	109.8	1:17.626	129.8	30.117	86.5	2:37.120	
6	49.175	108.1	1:17.995	133.2	29.828	87.3	2:36.998	
7	48.800	111.5	1:18.169	124.0	29.562	88.5	2:36.531	
8	48.382	112.0	1:17.838	127.3	29.634	88.8	2:35.854	
9	48.552	110.2	1:18.120	129.8	In		2:37.292	P
10	Out	115.5	1:18.452	132.9	30.255	84.0	3:59.684	P
11	50.877	108.1	1:18.106	130.1	29.551	85.4	2:38.534	
12	48.129	113.4	1:16.538	135.3	29.657	78.6	2:34.324	
13	48.620	113.2	1:17.838	134.2	29.427	83.9	2:35.885	
14	48.480	109.3	1:18.913	131.8	29.353	83.8	2:36.746	
15	48.608	108.6	1:17.608	132.9	29.208	85.8	2:35.424	
16	48.617	106.9	1:17.460	131.8	29.384	85.3	2:35.461	
17	48.341	116.3	1:17.165	135.3	29.418	83.1	2:34.924	
18								

8 Buckley / Huff (THA) — Ford Falcon

lap	Sect-1	Speed	Sect-2	Speed	Sect-3	Speed	Laptime	Pit
1		58.8	1:59.226	46.3	52.785	58.4	3:57.249	
2	52.810	114.7	1:18.082	124.3	30.228	83.3	2:41.120	
3	49.087	111.5	1:17.425	119.0	30.609	80.0	2:37.121	
4	50.258	110.9	1:17.868	123.6	29.726	81.9	2:37.852	
5	49.093	115.7	1:17.202	126.9	29.768	83.5	2:36.063	
6	50.226	116.9	1:17.357	123.4	29.806	86.1	2:37.389	
7	48.456	116.9	1:17.457	128.8	30.024	87.5	2:35.937	
8	48.860	116.9	1:17.003	121.1	In		2:37.848	P
9	Out	120.9	1:17.164	130.1	28.928	85.7	3:54.981	P
10	48.097	116.7	1:17.319	131.1	28.989	86.1	2:34.405	
11	47.777	120.5	1:16.579	130.3	28.980	84.9	2:33.336	
12	48.050	115.9	1:16.860	130.3	29.104	85.2	2:34.014	
13	48.378	114.9	1:19.659	129.6	29.090	86.5	2:37.127	
14	48.027	116.3	1:17.137	130.8	29.025	85.9	2:34.189	
15	48.170	117.7	1:17.315	130.3	29.034	86.3	2:34.519	
16	48.114	115.1	1:17.760	130.3	29.080	84.8	2:34.954	
17	48.273	117.5	1:17.025	130.8	29.727	81.0	2:35.025	
18								

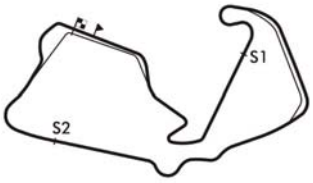

Session Start: 17:13:59 - Finish: 18:00:26
Weather/Track Conditions: Bright / Dry
Circuit: Silverstone Historic Grand Prix
Track Length: 5.857 Km - 3.6394 miles
Printed: 22-07-2018 - 18:07

MST
Results: www.mstworld.com. Live Timing: https://livetiming.getraceresults.com/mst. Email: timing@mstworld.com

Silverstone Classic - 20 - 22 Jul 2018

Transatlantic Trophy for Pre '66 Touring Cars

Race 21 - Sector Analysis

9 Craig Davies (THA) — Ford Mustang

lap	Sect-1	Speed	Sect-2	Speed	Sect-3	Speed	Laptime	Pit	lap	Sect-1	Speed	Sect-2	Speed	Sect-3	Speed	Laptime	Pit
1		45.0	1:58.081	46.5	42.501	73.4	4:02.374		10	49.028	117.9	1:15.910	136.4	29.810	81.0	2:34.748	
2	52.022	120.5	1:18.134	132.4	29.568	87.2	2:39.724		11	48.688	111.1	1:16.611	135.8	In		2:37.704	P
3	48.110	117.7	1:16.558	123.6	29.860	88.1	2:34.528		12	Out	119.4	1:16.107	130.8	29.779	88.7	4:01.478	P
4	49.984	118.1	1:16.005	135.8	28.912	86.0	2:34.901		13	48.393	120.3	1:16.245	136.7	29.351	89.1	2:33.989	
5	47.838	113.7	1:16.540	135.6	29.146	86.8	2:33.524		14	47.976	117.9	1:15.584	135.6	28.659	87.0	2:32.219	
6	47.511	115.7	1:16.136	133.2	29.293	84.1	2:32.940		15	48.082	107.2	1:16.636	135.6	29.132	86.9	2:33.850	
7	47.685	119.4	1:15.762	134.2	29.041	89.4	2:32.488		16	47.997	116.1	1:16.022	132.1	29.068	87.6	2:33.087	
8	47.438	117.1	1:15.752	132.9	29.348	88.3	2:32.538		17	47.798	121.4	1:15.360	136.4	28.982	87.5	2:32.140	
9	47.825	113.7	1:16.601	137.5	29.009	87.6	2:33.435		18								

10 Rovelli / Perfetti (THC) — Ford Lotus Cortina

lap	Sect-1	Speed	Sect-2	Speed	Sect-3	Speed	Laptime	Pit	lap	Sect-1	Speed	Sect-2	Speed	Sect-3	Speed	Laptime	Pit
1		62.5	1:59.207	50.3	51.652	58.6	3:57.671		10	48.776	111.7	1:17.241	122.5	In		2:37.132	P
2	55.312	105.4	1:18.407	122.5	28.844	85.3	2:42.563		11	Out	109.8	1:17.986	120.9	28.584	85.8	4:00.698	P
3	49.045	110.6	1:18.148	122.5	29.629	85.3	2:36.822		12	48.819	111.5	1:17.348	122.2	28.590	86.4	2:34.757	
4	49.853	110.4	1:18.656	122.2	29.006	85.4	2:37.515		13	49.365	110.6	1:17.546	122.2	29.122	80.1	2:36.033	
5	49.874	111.5	1:16.926	123.4	28.832	85.4	2:35.632		14	49.267	113.4	1:17.331	123.1	29.025	81.5	2:35.623	
6	50.531	111.7	1:17.775	122.9	29.036	85.4	2:37.342		15	49.644	111.1	1:17.831	122.9	28.782	86.6	2:36.257	
7	49.701	112.0	1:17.244	122.9	28.859	85.8	2:35.804		16	49.555	113.2	1:17.521	123.4	30.082	78.5	2:37.158	
8	49.567	113.2	1:17.642	123.8	28.704	86.9	2:35.913		17	48.960	112.4	1:17.207	123.6	28.896	82.4	2:35.063	
9	48.406	113.0	1:17.055	122.7	28.669	86.6	2:34.130		18								

14 Glover / Hadfield (THA) — Ford Mustang

lap	Sect-1	Speed	Sect-2	Speed	Sect-3	Speed	Laptime	Pit	lap	Sect-1	Speed	Sect-2	Speed	Sect-3	Speed	Laptime	Pit
1				56.5	41.939	67.1	4:10.342		9	Out	106.2	1:20.102	123.6	30.586	85.7	8:53.404	P
2	57.353	97.1	1:24.315		32.640	75.7	2:54.308		10						84.4	2:42.460	
3					32.207	79.5	2:47.890		11				130.1	30.688	83.3	2:40.601	
4						77.9	2:49.493		12	51.172	104.0				83.2	2:41.102	
5				115.5	32.172	83.1	2:47.561		13	49.771	111.8				81.0	2:41.290	
6				126.4	31.825	81.1	2:49.050		14	50.295	105.4	1:18.854	126.1	31.767	80.6	2:40.916	
7	51.623	115.3	1:22.175	128.3	32.207	82.4	2:46.005		15				122.2	30.266	81.1	2:41.116	
8			In	128.3	In		2:45.787	P	16								

15 Jonathan Kent (THD) — Austin Mini Cooper S

lap	Sect-1	Speed	Sect-2	Speed	Sect-3	Speed	Laptime	Pit	lap	Sect-1	Speed	Sect-2	Speed	Sect-3	Speed	Laptime	Pit
1		44.3	1:58.566	51.5	40.043	69.6	4:08.279		9	52.710	97.4	1:23.521	105.2	In		2:50.791	P
2	55.210	101.2	1:25.062	111.1	32.374	68.7	2:52.646		10	Out	100.3	1:22.313	108.6	31.710	76.3	4:06.128	P
3	52.322	102.3	1:22.651	112.6	31.485	77.1	2:46.458		11	52.203	100.5	1:22.624	108.2	30.447	75.7	2:45.274	
4	52.424	101.8	1:23.594	110.7	31.113	76.2	2:47.131		12	52.020	100.6	1:24.699	107.9	30.989	75.2	2:47.708	
5	51.891	100.3	1:24.497	110.9	31.852	76.8	2:48.240		13	52.437	100.3	1:23.570	108.9	30.881	76.4	2:46.888	
6	52.397	103.2	1:23.608	110.6	31.195	75.4	2:47.200		14	52.381	93.5	1:23.967	108.2	31.346	77.3	2:47.694	
7	51.933	101.7	1:23.129	108.8	30.729	76.5	2:45.791		15	53.211	101.4	1:23.815	109.5	31.211	75.9	2:48.237	
8	52.530	102.1	1:23.030	109.7	31.308	77.0	2:46.868		16	53.184	100.6	1:23.022	110.7	31.081	77.1	2:47.287	

17 Steve Soper (THC) — Ford Lotus Cortina

lap	Sect-1	Speed	Sect-2	Speed	Sect-3	Speed	Laptime	Pit	lap	Sect-1	Speed	Sect-2	Speed	Sect-3	Speed	Laptime	Pit
1		58.3	1:58.624	59.1	50.645	59.9	3:57.967		10	49.915	113.6	1:16.683	122.0	In		2:37.577	P
2	53.116	110.9	1:18.187	122.5	29.311	85.8	2:40.614		11	Out	112.0	1:16.961	120.7	28.464	86.6	3:41.545	P
3	49.526	112.6	1:17.829	121.6	29.752	83.0	2:37.107		12	48.241	112.2	1:16.984	121.4	29.038	85.8	2:34.263	
4	50.321	111.8	1:18.640	121.8	29.688	83.6	2:38.649		13	48.588	112.6	1:17.375	121.1	28.890	86.8	2:34.853	
5	49.847	113.0	1:16.784	122.2	29.052	83.5	2:35.683		14	48.600	112.2	1:17.546	120.3	28.500	87.3	2:34.646	
6	50.901	110.2	1:17.867	122.2	29.020	87.6	2:37.788		15	48.488	101.7	1:19.059	121.1	28.638	87.2	2:36.185	
7	49.499	114.9	1:16.626	122.0	29.234	85.4	2:35.359		16	48.465	113.7	1:17.363	121.1	28.380	86.8	2:34.208	
8	49.895	114.3	1:17.210	121.4	28.329	87.2	2:35.434		17	48.440	113.2	1:17.040	120.9	28.858	86.9	2:34.338	
9	48.157	113.2	1:16.606	121.8	28.641	85.8	2:33.404		18								

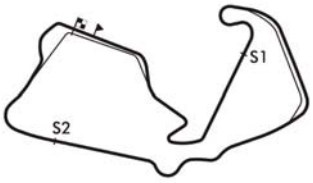

Session Start: 17:13:59 - Finish: 18:00:26
Weather/Track Conditions: Bright / Dry
Circuit: Silverstone Historic Grand Prix
Track Length: 5.857 Km - 3.6394 miles
Printed: 22-07-2018 - 18:07

MST
Results: www.mstworld.com. Live Timing: https://livetiming.getraceresults.com/mst. Email: timing@mstworld.com

Silverstone Classic - 20 - 22 Jul 2018

Transatlantic Trophy for Pre '66 Touring Cars

Race 21 - Sector Analysis

20 Endaf Owens (THD) — Austin Mini Cooper S

lap	Sect-1	Speed	Sect-2	Speed	Sect-3	Speed	Laptime	Pit
1		51.3	1:57.441	54.1	49.109	61.6	3:58.595	
2	53.164	102.6	1:20.019	112.8	28.683	83.8	2:41.866	
3	50.494	102.0	1:19.574	110.7	28.824	83.1	2:38.892	
4	50.011	102.5	1:21.360	113.2	28.641	83.1	2:40.012	
5	50.235	104.4	1:20.439	110.7	28.473	83.4	2:39.147	
6	49.890	102.5	1:19.594	110.6	28.693	83.0	2:38.177	
7	49.853	103.9	1:20.362	111.5	28.357	83.9	2:38.572	
8	51.605	101.5	1:19.548	108.1	28.550	83.7	2:39.703	
9	49.747	104.4	1:19.545	108.4	In		2:40.637	P
10	Out	100.6	1:20.966	101.1	29.080	83.2	4:00.723	P
11							2:40.314	
12							2:39.276	
13							2:40.006	
14								

21 Dave Edgecombe (THD) — Austin Mini Cooper S

lap	Sect-1	Speed	Sect-2	Speed	Sect-3	Speed	Laptime	Pit
1		45.8	1:57.192	47.4	44.103	67.0	4:01.326	
2	54.430	105.8	1:22.423	112.8	29.643	77.1	2:46.496	
3	51.078	106.7	1:20.927	113.4	29.708	81.4	2:41.713	
4	50.817	105.2	1:20.104	111.8	29.740	83.8	2:40.661	
5	52.469	105.8	1:20.053	113.0	29.342	82.2	2:41.864	
6	50.536	105.8	1:20.095	110.9	29.424	82.0	2:40.055	
7	50.029	104.7	1:19.545	111.7	In		2:42.088	P
8	Out	102.0	1:21.251	108.6	29.676	74.6	4:05.283	P
9	51.808	103.6	1:20.490	110.2	29.392	80.0	2:41.690	
10	50.689	102.1	1:20.128	109.8	29.157	79.6	2:39.974	
11	50.922	101.7	1:20.431	109.8	29.084	78.4	2:40.437	
12	51.152	102.1	1:20.829	109.5	29.173	82.5	2:41.154	
13	50.646	103.2	1:19.635	112.4	28.899	82.8	2:39.180	
14	50.159	106.9	1:20.368	111.8	29.471	82.5	2:39.998	
15	51.133	105.2	1:20.964	112.4	29.105	81.2	2:41.202	
16	50.673	104.0	1:20.013	111.8	28.975	83.1	2:39.661	
17	50.924	103.9	1:20.383	111.1	29.153	80.0	2:40.460	
18								

22 Artam / Isik (THA) — Ford Mustang

lap	Sect-1	Speed	Sect-2	Speed	Sect-3	Speed	Laptime	Pit
1		49.1	1:59.231	52.2	40.823	75.0	4:11.196	
2	53.670	94.9	1:24.794	115.9	32.264	77.0	2:50.728	
3	53.110	109.1	1:24.043	116.3	32.417	80.0	2:49.570	
4	52.535	103.9	1:23.730	118.8	33.527	77.9	2:49.792	
5	52.545	107.5	1:23.153	121.8	31.823	76.6	2:47.521	
6	53.171	108.9	1:23.679	121.4	32.527	79.0	2:49.377	
7	52.929	107.0	1:23.061	118.4	31.761	81.9	2:47.751	
8	51.825	111.5	1:22.008	119.6	In		2:47.240	P
9	Out	96.3	1:26.718	110.0	33.207	77.9	5:03.114	P
10	53.594	99.7	1:24.670	114.3	33.789	82.6	2:52.053	
11	53.471	105.8	1:25.199	102.9	33.475	79.4	2:52.145	
12	54.371	98.5	1:24.160	120.7	32.345	77.1	2:50.876	
13	53.665	96.1	1:27.026	107.5	34.371	79.8	2:55.062	
14	52.953	95.5	1:26.424	112.4	32.608	81.0	2:51.985	
15	54.255	104.5	1:23.799	105.5	32.828	82.3	2:50.882	
16	55.802	102.6	1:26.276	109.8	33.536	74.3	2:55.614	

23 Andrea Stortoni (THC) — Ford Lotus Cortina

lap	Sect-1	Speed	Sect-2	Speed	Sect-3	Speed	Laptime	Pit
1		50.3	1:57.810	45.5	44.395	69.5	4:00.952	
2								

28 Raymond Low (THD) — Morris Mini Cooper S

lap	Sect-1	Speed	Sect-2	Speed	Sect-3	Speed	Laptime	Pit
1		48.9	1:58.704	54.8	40.247	68.6	4:07.712	
2	54.880	97.8	1:25.611	111.7	30.586	76.7	2:51.077	
3	52.800	104.7	1:21.897	112.0	30.657	80.1	2:45.354	
4								

30 Abbott / Hartley (THC) — Ford Lotus Cortina

lap	Sect-1	Speed	Sect-2	Speed	Sect-3	Speed	Laptime	Pit
1		44.7	1:58.498	48.6	39.899	72.9	4:06.265	
2	55.202	94.4	1:23.271	117.1	31.907	76.5	2:50.380	
3	53.107	107.2	1:21.514	115.7	30.537	81.0	2:45.158	
4	51.744	106.2	1:21.912	114.5	30.724	79.0	2:44.380	
5	51.436	107.0	1:22.288	114.7	30.598	79.4	2:44.322	
6	51.668	105.7	1:21.675	114.7	31.302	78.4	2:44.645	
7	51.690	106.2	1:21.856	113.4	30.701	76.1	2:44.247	
8	51.375	106.5	1:22.083	113.9	30.266	81.9	2:43.724	
9	51.564	105.4	1:22.416	113.2	30.462	80.0	2:44.442	
10	51.484	105.5	1:22.250	114.1	In		2:46.867	P
11	Out	105.2	1:23.140	113.7	31.050	79.0	4:11.249	P
12	51.790	105.2	1:22.069	113.9	30.803	80.0	2:44.662	
13	51.224	106.0	1:21.047	114.3	30.556	81.5	2:42.827	
14	50.845	106.5	1:21.497	114.7	30.214	82.1	2:42.556	
15	50.986	107.2	1:21.419	115.7	30.742	80.4	2:43.147	
16	52.318	108.1	1:21.299	116.9	30.191	82.8	2:43.808	

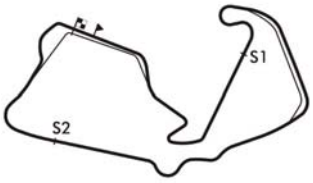

Session Start: 17:13:59 - Finish: 18:00:26
Weather/Track Conditions: Bright / Dry
Circuit: Silverstone Historic Grand Prix
Track Length: 5.857 Km - 3.6394 miles
Printed: 22-07-2018 - 18:07

MST
Results: www.mstworld.com. Live Timing: https://livetiming.getraceresults.com/mst. Email: timing@mstworld.com

Silverstone Classic - 20 - 22 Jul 2018

Transatlantic Trophy for Pre '66 Touring Cars

Race 21 - Sector Analysis

35 Mark Burton (THA) — Ford Mustang

lap	Sect-1	Speed	Sect-2	Speed	Sect-3	Speed	Laptime	Pit	lap	Sect-1	Speed	Sect-2	Speed	Sect-3	Speed	Laptime	Pit
1		45.3	1:58.119	48.2	41.443	73.2	4:04.212		10	50.430	113.9	1:18.095	128.6	In		2:38.783	P
2	53.540	107.5	1:21.617	127.3	30.426	85.2	2:45.583		11	Out	114.9	1:17.332	128.6	29.501	86.3	3:50.757	P
3	49.908	118.1	1:19.884	129.3	30.712	87.3	2:40.504		12	49.035	114.1	1:17.616	127.3	29.846	88.0	2:36.497	
4	49.583	112.6	1:18.394	125.0	30.526	81.1	2:38.503		13	50.255	110.7	1:17.867	124.5	30.474	88.4	2:38.596	
5	51.483	114.7	1:17.723	113.6	30.187	88.3	2:39.393		14	49.374	116.1	1:17.806	128.8	29.320	87.7	2:36.500	
6	49.263	115.7	1:19.467	125.2	30.398	83.3	2:39.128		15	49.299	101.8	1:17.969	128.8	29.357	88.5	2:36.625	
7	49.374	113.2	1:17.685	128.8	29.626	88.3	2:36.685		16	49.025	119.2	1:17.779	128.8	29.502	88.3	2:36.306	
8	49.374	118.1	1:17.638	128.8	30.419	86.9	2:37.431		17	48.847	112.6	1:17.485	129.1	29.243	88.0	2:35.575	
9	48.982	108.2	1:18.824	125.4	29.836	88.5	2:37.642		18								

37 Gardiner / Wolfe (THA) — Ford Falcon Sprint

lap	Sect-1	Speed	Sect-2	Speed	Sect-3	Speed	Laptime	Pit	lap	Sect-1	Speed	Sect-2	Speed	Sect-3	Speed	Laptime	Pit
1		66.3	1:59.382	47.3	52.254	59.7	3:57.544		10	48.455	111.5	1:16.911	138.4	In		2:36.447	P
2	53.520	114.9	1:17.217	139.2	29.381	88.8	2:40.118		11	Out	117.1	1:16.608	137.8	29.052	85.5	3:51.763	P
3	48.332	116.1	1:16.020	138.1	29.167	89.1	2:33.519		12	47.466	121.1	1:16.277	138.7	29.157	86.6	2:32.900	
4	47.946	118.1	1:16.203	137.8	29.298	87.5	2:33.447		13	47.786	121.8	1:15.962	138.4	29.993	83.5	2:33.741	
5	48.007	120.3	1:16.657	137.5	29.087	86.7	2:33.751		14	48.676	126.4	1:16.051	138.4	29.383	86.6	2:34.110	
6	48.509	120.3	1:16.881	136.7	29.596	86.3	2:34.986		15	48.006	119.0	1:16.405	138.4	29.197	86.4	2:33.608	
7	48.319	119.4	1:17.030	137.5	29.312	86.4	2:34.661		16	47.961	122.5	1:16.371	137.8	29.136	87.8	2:33.468	
8	48.465	122.7	1:16.841	137.0	29.390	86.5	2:34.696		17	47.710	123.6	1:16.391	138.7	29.614	86.7	2:33.715	
9	48.843	117.7	1:17.024	137.5	29.392	87.5	2:35.259		18								

40 Hetherington / Myers (THA) — Ford Mustang

lap	Sect-1	Speed	Sect-2	Speed	Sect-3	Speed	Laptime	Pit	lap	Sect-1	Speed	Sect-2	Speed	Sect-3	Speed	Laptime	Pit
1		50.3	1:57.522	47.3	47.271	64.5	3:58.881		10	48.494	119.8	1:17.198	127.6	29.341	86.9	2:35.033	
2	53.132	115.9	1:18.182	127.8	29.776	87.5	2:41.090		11	48.368	113.7	1:17.178	128.1	In		2:39.136	P
3	48.197	111.1	1:18.326	129.8	29.772	85.2	2:36.295		12	Out	105.2	1:22.182	127.8	34.077	77.9	4:16.815	P
4	50.733	106.9	1:17.577	129.1	29.546	85.3	2:37.856		13	51.186	110.2	1:21.969	127.3	31.599	84.1	2:44.754	
5	48.813	113.2	1:17.118	129.8	29.782	84.4	2:35.713		14	51.260	104.9	1:21.544	125.7	31.178	85.2	2:43.982	
6	49.267	118.6	1:16.778	128.3	29.310	86.1	2:35.355		15	49.932	103.1	1:20.217	127.6	30.621	79.5	2:40.770	
7	48.288	116.9	1:17.009	127.8	29.328	86.5	2:34.625		16	50.275	114.9	1:19.809	125.0	30.510	84.4	2:40.594	
8	48.078	117.1	1:17.198	127.8	29.316	84.1	2:34.592		17	50.273	112.8	1:19.766	123.4	30.936	83.6	2:40.975	
9	48.281	116.7	1:16.899	127.8	29.123	85.8	2:34.303		18								

43 Chris Middlehurst (THD) — Morris Mini Cooper S

lap	Sect-1	Speed	Sect-2	Speed	Sect-3	Speed	Laptime	Pit	lap	Sect-1	Speed	Sect-2	Speed	Sect-3	Speed	Laptime	Pit
1		59.3	1:59.018	52.9	51.082	61.0	3:57.837		7	50.617	99.0	1:20.187	110.7	28.841	82.7	2:39.645	
2	53.870	102.8	1:20.259	113.6	28.844	82.6	2:42.973		8	50.677	102.8	1:19.881	110.4	29.287	82.8	2:39.845	
3	50.218	104.5	1:19.601	112.2	29.324	83.6	2:39.143		9	49.881	103.1	1:20.498	109.8	In		2:41.605	P
4	50.145	103.2	1:20.485	110.6	28.542	83.1	2:39.172		10	Out	99.6	1:21.686	107.9	28.797	82.3	3:59.102	P
5	50.692	103.6	1:20.931	114.5	29.697	79.6	2:41.320		11	50.266	98.4	1:26.018	85.2			2:54.961	
6	51.488	102.3	1:19.905	109.7	28.924	82.8	2:40.317		12								

44 Bell / Ferguson (THD) — Austin Mini Cooper S

lap	Sect-1	Speed	Sect-2	Speed	Sect-3	Speed	Laptime	Pit	lap	Sect-1	Speed	Sect-2	Speed	Sect-3	Speed	Laptime	Pit
1		47.3	1:57.276	48.7	46.983	64.0	3:58.979		10	Out	101.2	1:20.633	109.5	29.484	82.2	4:03.626	P
2	54.219	104.5	1:21.210	111.7	30.487	77.8	2:45.916		11	50.532	101.7	1:20.687	110.4	29.569	83.7	2:40.788	
3	52.371	102.5	1:20.819	111.5	29.700	80.9	2:42.890		12	50.805	104.9	1:22.839	109.3	29.829	82.3	2:43.473	
4	51.052	102.9	1:19.864	111.5	29.660	81.4	2:40.576		13	50.796	101.2	1:20.851	109.7	29.540	83.3	2:41.187	
5	50.632	103.7	1:19.644	112.6	30.582	77.5	2:40.858		14	50.938	102.1	1:21.091	109.5	29.128	83.6	2:41.157	
6	50.814	102.3	1:19.564	113.0	28.761	83.3	2:39.139		15	50.856	102.0	1:20.014	109.8	29.018	83.0	2:39.888	
7	50.700	102.6	1:20.193	110.7	28.926	83.6	2:39.819		16	50.628	102.3	1:20.469	109.7	28.937	83.5	2:40.034	
8	50.451	101.2	1:20.176	110.0	29.174	82.6	2:39.801		17	50.204	101.7	1:20.082	110.9	28.925	82.2	2:39.211	
9	50.462	101.4	1:20.397	108.9	In		2:43.290	P	18								

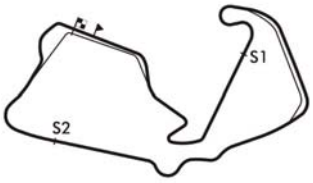

Session Start: 17:13:59 - Finish: 18:00:26
Weather/Track Conditions: Bright / Dry
Circuit: Silverstone Historic Grand Prix
Track Length: 5.857 Km - 3.6394 miles
Printed: 22-07-2018 - 18:07

MST
Results: www.mstworld.com. Live Timing: https://livetiming.getraceresults.com/mst. Email: timing@mstworld.com

Silverstone Classic - 20 - 22 Jul 2018

Transatlantic Trophy for Pre '66 Touring Cars

Race 21 - Sector Analysis

46 Curley / Sollis (THD) — Austin Mini Cooper S

lap	Sect-1	Speed	Sect-2	Speed	Sect-3	Speed	Laptime	Pit
1		48.8	1:57.193	46.0	44.744	66.7	4:00.542	
2	54.845	104.4	1:22.109	114.1	29.983	81.0	2:46.937	
3	51.130	103.6	1:21.000	113.4	29.663	82.5	2:41.793	
4	50.356	105.2	1:19.026	113.7	29.506	82.4	2:38.888	
5	49.939	105.7	1:19.612	114.5	29.473	79.1	2:39.024	
6	50.433	104.2	1:21.062	113.0	29.008	81.0	2:40.503	
7	50.486	102.8	1:19.061	112.4	28.764	82.3	2:38.311	
8	49.844	105.2	1:19.137	110.9	28.772	81.4	2:37.753	
9	50.328	102.5	1:19.248	111.3	In		2:40.383	P
10	Out	102.0	1:19.892	112.0	29.450	82.5	3:59.137	P
11	50.145	102.3	1:20.235	108.4	29.123	81.9	2:39.503	
12	50.580	101.4	1:20.400	108.9	28.981	82.7	2:39.961	
13	51.327	100.8	1:20.366	108.8	29.001	83.0	2:40.694	
14	50.630	101.8	1:20.631	108.4	29.548	82.2	2:40.809	
15	50.452	102.0	1:20.652	108.6	28.950	83.0	2:40.054	
16	50.489	101.8	1:20.305	108.9	28.746	83.2	2:39.540	
17	51.191	101.7	1:20.826	109.3	29.076	81.9	2:41.093	
18								

48 James / Stretton (THB) — BMW 1800 Ti

lap	Sect-1	Speed	Sect-2	Speed	Sect-3	Speed	Laptime	Pit
1		43.8	1:58.282	52.2	40.836	67.0	4:05.619	
2	56.529	96.1	1:25.863	114.3	32.233	76.3	2:54.625	
3	51.777	103.9	1:23.331	115.7	30.942	80.2	2:46.050	
4	52.726	99.7	1:23.622	114.5	30.960	79.0	2:47.308	
5	51.102	99.9	1:24.214	112.8	32.770	77.8	2:48.086	
6	52.851	101.4	1:23.032	114.5	31.031	78.9	2:46.914	
7	52.309	102.8	1:23.227	115.1	30.961	79.6	2:46.497	
8	51.621	102.1	1:22.567	112.8	32.094	74.6	2:46.282	
9	52.781	103.4	1:23.452	112.2	In		2:47.566	P
10	Out	102.3	1:23.484	113.4	31.129	74.2	4:08.707	P
11	51.460	103.4	1:23.113	115.1	31.063	78.3	2:45.636	
12	51.042	103.6	1:36.919	113.4	30.660	81.9	2:58.621	
13	52.721	106.4	1:22.514	113.9	31.139	81.0	2:46.374	
14	51.185	105.2	1:22.600	115.1	30.285	82.1	2:44.070	
15	53.132	103.1	1:21.857	115.3	30.893	79.5	2:45.882	
16	51.124	106.0	1:22.503	116.1	31.366	78.4	2:44.993	

51 Nicholas King (THA) — Ford Mustang

lap	Sect-1	Speed	Sect-2	Speed	Sect-3	Speed	Laptime	Pit
1		49.6	1:59.070	55.9	40.664	65.3	4:12.067	
2	54.812	103.6	1:22.861	117.3	32.466	77.7	2:50.139	
3	53.536	107.4	1:22.787	120.5	32.035	79.6	2:48.358	
4	51.144	104.5	1:21.631	115.9	32.013	78.8	2:44.788	
5	51.437	102.5	1:22.426	118.6	31.886	80.6	2:45.749	
6	51.502	111.3	1:23.096	125.7	31.618	80.0	2:46.216	
7	51.692	110.7	1:22.905	124.7	31.386	81.9	2:45.983	
8	51.775	110.7	1:21.880	125.2	31.374	78.5	2:45.029	
9	51.369	108.8	1:22.140	125.9	In		2:47.300	P
10	Out	107.5	1:21.195	120.1	31.355	79.6	4:13.250	P
11	50.349	107.9	1:21.215	124.7	30.487	83.6	2:42.051	
12	51.607	111.1	1:22.314	100.5	32.146	80.3	2:46.067	
13	51.323	110.9	1:22.488	112.6	31.371	81.0	2:45.182	
14	51.083	102.8	1:22.399	117.3	30.910	82.2	2:44.392	
15	51.802	105.4	1:22.758	122.9	30.972	82.8	2:45.532	
16	52.199	107.0	1:22.389	119.4	31.229	80.8	2:45.817	

65 Nicholas Ruddell (THA) — Ford Mustang

lap	Sect-1	Speed	Sect-2	Speed	Sect-3	Speed	Laptime	Pit
1		47.1	1:58.884	53.6	40.229	69.9	4:06.053	
2	53.960	98.7	1:20.915	131.6	30.754	81.5	2:45.629	
3	51.233	96.0	1:20.648	125.2	30.599	84.2	2:42.480	
4	51.015	106.9	1:21.043	130.3	30.537	84.3	2:42.595	
5	50.169	114.7	1:20.003	129.6	30.575	84.5	2:40.747	
6	50.269	109.5	1:20.460	130.3	30.350	85.9	2:41.079	
7	50.183	110.6	1:20.216	122.5	39.218	81.9	2:49.617	
8	51.913	107.7	1:20.874	129.1	In		2:45.085	P
9	Out	107.0	1:20.614	131.8	30.564	81.0	3:53.056	P
10	51.353	109.1	1:21.158	132.1	31.072	83.4	2:43.583	
11	50.929	108.2	1:20.901	131.6	30.946	84.0	2:42.776	
12	50.721	112.6	1:20.571	131.6	31.142	82.1	2:42.434	
13	51.847	108.6	1:21.527	128.8	31.015	83.4	2:44.389	
14	52.017	101.1	1:21.643	124.5	31.468	82.3	2:45.128	
15	51.876	108.8	1:22.844	129.1	31.618	79.1	2:46.338	
16	51.537	108.4	1:21.492	129.1	31.965	81.5	2:44.994	
17	50.956	120.5	1:21.106	133.4	31.558	83.0	2:43.620	
18								

66 Lund / Berg (THC) — Lotus Cortina

lap	Sect-1	Speed	Sect-2	Speed	Sect-3	Speed	Laptime	Pit
1		44.3	1:58.342	48.5	39.886	71.8	4:05.448	
2	54.099	101.4	1:21.779	118.8	30.784	82.5	2:46.662	
3	52.559	104.2	1:20.045	117.9	30.242	83.1	2:42.846	
4	50.803	108.4	1:21.516	117.5	29.995	84.7	2:42.314	
5	51.250	109.3	1:19.595	117.5	30.083	83.1	2:40.928	
6	50.934	109.7	1:20.238	115.9	30.536	82.1	2:41.708	
7	51.145	107.2	1:20.340	115.3	32.075	77.9	2:43.560	
8	50.592	102.6	1:20.256	115.3	30.295	83.3	2:41.143	
9	50.060	107.7	1:20.407	115.3	In		2:44.721	P
10	Out	108.4	1:20.456	117.1	30.094	83.7	4:01.459	P
11	50.905	108.6	1:21.102	116.7	30.344	84.5	2:42.351	
12	51.243	110.2	1:20.759	117.7	30.381	81.7	2:42.383	
13	52.155	108.1	1:21.424	117.5	30.860	81.9	2:44.439	
14	51.183	101.2	1:20.980	117.1	30.148	84.7	2:42.311	
15	49.833	110.7	1:20.034	117.3	30.847	82.5	2:40.714	
16	51.824	107.2	1:21.417	117.1	30.544	85.1	2:43.785	
17	51.317	104.5	1:20.510	116.5	30.422	81.8	2:42.249	
18								

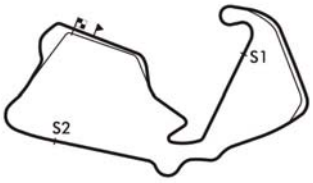

Session Start: 17:13:59 - Finish: 18:00:26
Weather/Track Conditions: Bright / Dry
Circuit: Silverstone Historic Grand Prix
Track Length: 5.857 Km - 3.6394 miles
Printed: 22-07-2018 - 18:07

MST
Results: www.mstworld.com. Live Timing: https://livetiming.getraceresults.com/mst. Email: timing@mstworld.com

Silverstone Classic - 20 - 22 Jul 2018

Transatlantic Trophy for Pre '66 Touring Cars

Race 21 - Sector Analysis

74 Jon Miles (THA) — Ford Mustang

lap	Sect-1	Speed	Sect-2	Speed	Sect-3	Speed	Laptime	Pit
1		56.2	1:59.437	53.3	40.532	66.9	4:11.074	
2	56.250	91.6	1:26.541	119.6	32.682	74.7	2:55.473	
3	53.406	100.9	1:25.230	125.4	32.917	74.6	2:51.553	
4	53.512	98.7	1:25.513	121.8	33.191	73.7	2:52.216	
5	53.814	101.5	1:25.271	120.3	33.571	77.1	2:52.656	
6	53.408	104.2	1:24.865	120.9	33.158	72.1	2:51.431	
7	53.253	102.9	1:25.106	122.2	33.386	78.9	2:51.745	
8	54.493	105.7	1:25.795	123.8	32.500	77.7	2:52.788	
9	54.173	106.0	1:25.377	123.1	32.577	76.7	2:52.127	
10	53.195	107.0	1:24.321	121.6	33.681	75.2	2:51.197	
11	53.708	102.8	1:24.360	123.4	In		2:53.424	P
12	Out	103.2	1:24.862	115.7	33.109	76.3	4:19.548	P
13	53.221	94.9	1:25.377	120.1	33.142	78.6	2:51.740	
14	53.039	103.6	1:23.799	123.8	32.701	78.2	2:49.539	
15	52.140	100.9	1:24.551	102.1	33.620	78.9	2:50.311	
16	52.250	103.4	1:23.458	124.7	32.768	78.0	2:48.476	

77 Kendall/Smith (THD) — Austin Mini Cooper S

lap	Sect-1	Speed	Sect-2	Speed	Sect-3	Speed	Laptime	Pit
1		47.9	1:57.602	45.9	44.311	67.4	4:01.381	
2	55.391	100.3	1:22.538	114.5	29.492	81.5	2:47.421	
3	51.470	105.2	1:20.859	114.3	29.788	81.8	2:42.117	
4	50.953	102.8	1:19.890	112.8	29.394	81.9	2:40.237	
5	50.570	103.6	1:19.634	112.2	29.462	82.0	2:39.666	
6	51.393	100.9	1:19.402	112.4	29.296	81.2	2:40.091	
7	50.858	100.0	1:19.743	111.7	29.124	82.5	2:39.725	
8	51.074	101.4	1:19.666	111.7	In		2:43.008	P
9	Out	100.3	1:21.942	110.2	30.196	79.8	4:08.529	P
10	51.294	101.7	1:20.626	109.3	29.457	78.8	2:41.377	
11	50.839	100.8	1:20.723	109.1	29.139	82.4	2:40.701	
12	50.596	100.6	1:20.155	110.7	29.164	81.6	2:39.915	
13	50.606	101.7	1:20.646	109.8	29.137	80.3	2:40.389	
14	50.519	102.5	1:20.282	109.7	29.697	80.4	2:40.498	
15	50.740	102.3	1:19.833	110.7	28.805	82.3	2:39.378	
16	50.886	100.6	1:19.717	111.7	28.862	80.9	2:39.465	
17	50.765	102.6	1:20.589	110.6	28.765	81.0	2:40.119	
18								

83 Ben Mitchell (THA) — Ford Galaxie

lap	Sect-1	Speed	Sect-2	Speed	Sect-3	Speed	Laptime	Pit
1		44.4	1:56.900	46.6	42.746	71.4	4:02.654	
2	53.276	110.7	1:19.299	132.4	30.712	89.1	2:43.287	
3	50.430	109.7	1:17.050	134.2	30.533	89.4	2:38.013	
4	49.080	110.9	1:17.884	122.2	29.557	88.5	2:36.521	
5	48.579	112.0	1:16.877	133.4	29.530	87.4	2:34.986	
6	48.403	115.7	1:17.553	131.6	29.684	87.5	2:35.640	
7	49.925	103.1	1:17.984	131.8	29.763	87.0	2:37.672	
8	48.749	111.3	1:17.570	134.2	29.561	86.8	2:35.880	
9	48.319	109.3	1:17.595	130.3	29.595	87.4	2:35.509	
10	48.490	108.2	1:17.506	131.3	29.531	88.8	2:35.527	
11	48.693	105.4	1:18.010	129.1	In		2:39.834	P
12	Out	104.5	1:17.987	129.6	30.005	87.6	4:06.863	P
13	48.897	107.4	1:18.297	121.4	30.042	87.3	2:37.236	
14	48.482	111.5	1:17.082	126.9	29.571	87.7	2:35.135	
15	48.533	101.1	1:17.731	134.2	29.365	86.7	2:35.629	
16	48.507	108.6	1:17.199	131.3	30.317	88.2	2:36.023	
17	48.278	111.1	1:17.354	130.8	30.752	81.9	2:36.384	
18								

88 Minshaw/Melling (THA) — Ford Falcon

lap	Sect-1	Speed	Sect-2	Speed	Sect-3	Speed	Laptime	Pit
1		47.0	1:57.222	47.8	45.066	68.5	4:00.085	
2	54.343	117.5	1:19.810	133.9	29.908	85.8	2:44.061	
3	49.309	116.5	1:18.549	133.4	29.622	85.1	2:37.480	
4	48.780	114.3	1:18.188	129.3	29.686	81.5	2:36.654	
5	48.934	119.4	1:16.757	134.8	29.166	83.8	2:34.857	
6	48.932	119.8	1:17.032	135.8	29.501	84.5	2:35.465	
7	49.961	121.1	1:16.766	135.8	29.679	84.6	2:36.406	
8	49.343	121.4	1:17.649	134.8	29.309	84.4	2:36.301	
9	48.747	112.4	1:17.924	133.7	In		2:37.964	P
10	Out	90.1	1:24.467	120.5	32.641	76.9	4:26.053	P
11	52.376	97.0	1:23.634	125.7	31.962	81.1	2:47.972	
12	52.436	97.8	1:23.086	126.6	32.066	77.5	2:47.588	
13	52.511	105.4	1:23.469	123.1	31.545	80.0	2:47.525	
14	51.886	96.4	1:24.528	117.1	31.776	81.0	2:48.190	
15	51.975	103.9	1:22.705	125.7	31.411	79.7	2:46.091	
16	52.497	110.6	1:22.358	124.5	32.471	77.3	2:47.326	
17	54.650	109.7	1:22.432	127.8	33.957	75.6	2:51.039	
18								

91 Martin Strommen (THC) — Ford Lotus Cortina

lap	Sect-1	Speed	Sect-2	Speed	Sect-3	Speed	Laptime	Pit
1		42.9	1:58.221	47.5	42.466	68.4	4:03.278	
2	54.725	99.1	1:21.353	119.2	29.843	85.3	2:45.921	
3	49.685	110.6	1:19.631	118.6	29.599	85.8	2:38.915	
4	48.920	110.0	1:19.073	118.8	29.195	85.7	2:37.188	
5	49.009	112.2	1:19.583	118.6	29.595	70.1	2:38.187	
6								

92 Jones/Caine (THD) — Morris Mini Cooper S

lap	Sect-1	Speed	Sect-2	Speed	Sect-3	Speed	Laptime	Pit
1		43.3	1:58.396	48.4	41.898	70.3	4:03.715	
2	55.875	102.9	1:23.154	113.4	30.249	82.2	2:49.278	
3	52.750	103.7	1:21.754	111.8	29.423	84.1	2:43.927	
4								

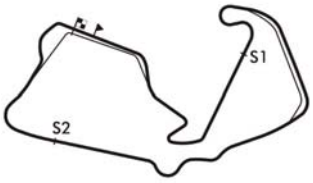

Session Start: 17:13:59 - Finish: 18:00:26
Weather/Track Conditions: Bright / Dry
Circuit: Silverstone Historic Grand Prix
Track Length: 5.857 Km - 3.6394 miles
Printed: 22-07-2018 - 18:07

Silverstone Classic - 20 - 22 Jul 2018

Transatlantic Trophy for Pre '66 Touring Cars

Race 21 - Sector Analysis

98 Graham Pattle (THC) — Ford Lotus Cortina

lap	Sect-1	Speed	Sect-2	Speed	Sect-3	Speed	Laptime	Pit
1		44.4	1:58.154	47.9	41.539	68.9	4:04.509	
2	54.200	103.7	1:21.669	116.3	29.853	84.1	2:45.722	
3	50.757	110.6	1:19.900	117.5	29.803	85.2	2:40.460	
4	51.477	102.1	1:19.656	117.3	29.895	84.2	2:41.028	
5	50.561	108.6	1:19.654	117.1	29.376	85.8	2:39.591	
6	50.686	110.7	1:18.236	117.3	29.170	84.6	2:38.092	
7	49.692	110.9	1:18.587	116.9	29.168	85.9	2:37.447	
8	49.500	109.5	1:19.133	116.1	29.267	86.0	2:37.900	
9	49.927	107.4	1:19.003	116.7	In		2:40.962	P
10	Out	107.5	1:18.932	117.1	30.491	81.4	3:59.280	P
11	49.647	108.4	1:19.114	116.7	29.783	84.9	2:38.544	
12	49.612	109.1	1:31.407	115.7	29.242	85.8	2:50.261	
13	49.747	108.2	1:19.100	116.7	29.226	82.5	2:38.073	
14	50.048	108.6	1:19.814	115.9	29.246	86.5	2:39.108	
15	49.731	102.5	1:20.483	115.9	29.181	87.0	2:39.395	
16	49.636	108.4	1:18.954	116.1	29.155	83.6	2:37.745	
17	49.333	110.7	1:18.868	115.7	29.287	81.3	2:37.488	
18								

99 Kevin O'Connor (THD) — Austin Mini Cooper S

lap	Sect-1	Speed	Sect-2	Speed	Sect-3	Speed	Laptime	Pit
1		49.9	2:00.659	53.3	40.786	68.3	4:11.540	
2	56.478	98.1	1:24.102	109.1	31.057	73.7	2:51.637	
3	53.866	99.3	1:24.883	107.9	31.491	78.3	2:50.240	
4	53.302	97.1	1:23.685	106.9	31.848	77.6	2:48.835	
5	53.739	99.4	1:24.526	106.9	30.483	78.6	2:48.748	
6	53.335	99.3	1:24.911	106.9	In		3:09.626	P
7	Out	98.4	1:23.301	105.5	30.244	78.4	6:37.234	P
8	52.715	93.6	1:23.558	105.2	30.221	79.9	2:46.494	
9	53.221	96.7	1:25.879	104.5	30.379	78.3	2:49.479	
10	52.598	97.7	1:23.440	104.4	30.268	81.2	2:46.306	
11	52.564	97.5	1:23.835	105.2	30.219	80.9	2:46.618	
12	52.320	97.8	1:23.652	106.7	30.236	80.7	2:46.208	
13	52.324	99.1	1:23.504	105.7	30.368	79.0	2:46.196	
14	52.473	96.7	1:23.757	105.5	30.672	79.2	2:46.902	
15	52.661	100.3	1:23.587	106.5	30.295	79.9	2:46.543	
16								

104 Letts/James (THD) — Austin Mini Cooper S

lap	Sect-1	Speed	Sect-2	Speed	Sect-3	Speed	Laptime	Pit
1		43.7	1:58.281	52.4	40.847	69.6	4:05.013	
2	55.646	98.5	1:23.970	109.5	31.806	77.0	2:51.422	
3	53.599	97.0	1:23.528	108.1	30.915	79.5	2:48.042	
4				105.2	30.637	79.2	2:47.331	
5	52.607	98.1	1:24.007	105.5	30.430	80.6	2:47.044	
6	52.728	97.5	1:25.116	107.0	30.845	77.9	2:48.689	
7	52.914	98.1	1:23.270	107.9	30.170	81.4	2:46.354	
8	53.093	99.3	1:23.081	108.9	31.549	71.8	2:47.723	
9	53.374	100.5	1:23.466	108.6	In		2:50.850	P
10	Out	97.0	1:28.464	102.8	32.397	76.3	4:23.736	P
11	54.047	91.2	1:26.438	101.1	32.224	80.2	2:52.709	
12	53.465	97.4	1:26.533	107.9	33.708	71.9	2:53.706	
13	54.889	93.6	1:27.922	106.9	32.320	79.7	2:55.131	
14	55.543	95.3	1:26.531	107.4	31.926	76.5	2:54.000	
15	54.026	100.0	1:25.619	107.0	31.530	79.1	2:51.175	
16	54.588	97.8	1:25.954	106.7	32.365	74.4	2:52.907	

122 Donald Racine (THD) — Austin Mini Cooper S

lap	Sect-1	Speed	Sect-2	Speed	Sect-3	Speed	Laptime	Pit
1		43.9	1:59.152	52.3	39.527	69.3	4:08.905	
2	55.830	101.4	1:25.046	107.4	33.203	73.4	2:54.079	
3	54.460	101.4	1:25.841	110.6	31.530	73.6	2:51.831	
4	53.997	97.4	1:26.128	107.0	32.987	74.1	2:53.112	
5	55.041	94.8	1:25.374	108.2	32.714	75.8	2:53.129	
6	53.986	96.6	1:26.427	106.7	33.031	69.7	2:53.444	
7	54.386	95.1	1:25.403	107.2	32.290	76.7	2:52.079	
8	55.465	93.3	2:01.356	107.5	In		3:32.008	P
9	Out	96.4	1:24.513	107.2	31.936	74.6	4:06.561	P
10	54.563	98.4	1:24.656	108.8	31.008	74.8	2:50.227	

123 Burke/Saunders (THA) — Ford Mustang

lap	Sect-1	Speed	Sect-2	Speed	Sect-3	Speed	Laptime	Pit
1		47.8	1:57.259	46.4	46.312	65.5	3:59.586	
2	53.944	107.2	1:19.766	126.9	30.397	84.5	2:44.107	
3	48.853	108.2	1:19.597	127.3	31.081	86.6	2:39.531	
4	49.554	112.8	1:19.759	129.8	30.257	85.6	2:39.570	
5	50.218	102.6	1:21.811	127.3	30.050	85.5	2:42.079	
6								

136 Nigel Batchelor (THA) — Ford Mustang

lap	Sect-1	Speed	Sect-2	Speed	Sect-3	Speed	Laptime	Pit
1		45.8	1:58.538	50.3	40.054	75.3	4:07.422	
2	54.841	99.9	1:23.529	118.8	31.173	83.8	2:49.543	
3	50.835	106.2	1:20.751	124.0	30.485	85.9	2:42.071	
4	50.806	108.1	1:20.631	120.1	31.419	83.2	2:42.856	
5	50.509	112.4	1:22.083	128.8	30.628	84.3	2:43.220	
6	51.485	104.2	1:21.195	127.3	30.473	84.3	2:43.153	
7	50.993	108.2	1:21.507	124.0	31.580	82.0	2:44.080	
8	51.642	107.7	1:21.462	125.4	31.438	83.3	2:44.542	
9	51.557	106.7	1:20.938	124.3	In		2:47.337	P
10								

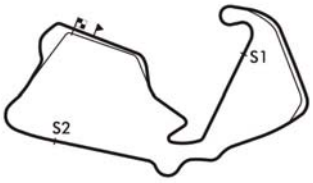

Session Start: 17:13:59 - Finish: 18:00:26
Weather/Track Conditions: Bright / Dry
Circuit: Silverstone Historic Grand Prix
Track Length: 5.857 Km - 3.6394 miles
Printed: 22-07-2018 - 18:07

MST
Results: www.mstworld.com. Live Timing: https://livetiming.getraceresults.com/mst. Email: timing@mstworld.com

Silverstone Classic - 20 - 22 Jul 2018

Transatlantic Trophy for Pre '66 Touring Cars

Race 21 - Sector Analysis

142 Chris Morgan (THD) — Austin Mini Cooper S

lap	Sect-1	Speed	Sect-2	Speed	Sect-3	Speed	Laptime	Pit	lap	Sect-1	Speed	Sect-2	Speed	Sect-3	Speed	Laptime	Pit
1		49.1	1:57.587	41.8	45.521	64.2	3:59.731		10	50.998	102.8	1:19.859	110.2	In		2:42.919	P
2	54.601	108.8	1:20.980	113.2	30.118	80.1	2:45.699		11	Out	100.8	1:20.699	108.6	29.219	82.3	4:03.602	P
3	52.507	105.8	1:20.836	112.6	29.708	81.9	2:43.051		12	50.963	102.1	1:20.312	108.4	29.344	81.5	2:40.619	
4	50.449	109.1	1:19.154	111.7	28.977	81.2	2:38.580		13	51.209	99.7	1:20.398	108.9	29.642	82.0	2:41.249	
5	50.570	105.7	1:19.339	112.0	28.834	81.5	2:38.743		14	51.115	102.1	1:20.745	109.1	29.151	82.2	2:41.011	
6	51.020	102.1	1:19.746	110.4	28.948	81.5	2:39.714		15	50.999	103.2	1:20.544	110.2	29.552	81.8	2:41.095	
7	50.768	102.9	1:19.961	110.0	28.773	83.1	2:39.502		16	50.887	103.9	1:20.109	109.5	29.186	82.5	2:40.182	
8	50.446	104.2	1:19.507	109.1	29.200	82.8	2:39.153		17	50.973	102.6	1:20.157	111.5	29.396	78.4	2:40.526	
9	50.757	103.6	1:19.876	111.5	29.353	82.1	2:39.986		18								

166 Rob Fenn (THA) — Ford Mustang

lap	Sect-1	Speed	Sect-2	Speed	Sect-3	Speed	Laptime	Pit	lap	Sect-1	Speed	Sect-2	Speed	Sect-3	Speed	Laptime	Pit
1		53.3	1:58.837	53.3	40.825	70.7	4:10.393		8	48.868	110.9	1:17.086	131.3	29.776	86.1	2:35.730	
2	52.138	103.6	1:18.853	125.4	31.121	85.5	2:42.112		9	48.807	113.0	1:17.259	133.4	29.375	86.6	2:35.441	
3	51.552	108.9	1:18.859	126.4	29.771	86.0	2:40.182		10	49.289	96.4	1:18.054	130.1	29.507	85.4	2:36.850	
4	49.249	110.6	1:17.531	122.7	29.740	84.9	2:36.520		11	48.409	111.3	1:16.847	133.4	29.091	87.8	2:34.347	
5	51.558	106.2	1:17.417	113.9	30.620	86.0	2:39.595		12	48.812	111.7	1:16.790	133.7	29.469	86.4	2:35.071	
6	49.258	110.2	1:18.734	134.8	In		2:41.070	P	13	49.402	112.0	1:18.445	134.2	29.209	86.7	2:37.056	
7	Out	112.8	1:17.361	132.9	29.700	84.1	3:57.295	P	14								

176 Nick Swift (THD) — Morris Mini Cooper S

lap	Sect-1	Speed	Sect-2	Speed	Sect-3	Speed	Laptime	Pit	lap	Sect-1	Speed	Sect-2	Speed	Sect-3	Speed	Laptime	Pit
1		54.8	1:58.553	52.1	49.024	60.8	3:58.462		10	Out	103.6	1:20.090	111.7	28.828	82.7	3:56.333	P
2	54.010	105.8	1:19.994	114.5	29.165	80.6	2:43.169		11	50.470	102.5	1:19.623	112.4	29.031	81.3	2:39.124	
3	50.315	103.9	1:18.714	113.7	29.013	83.2	2:38.042		12	50.231	103.1	1:20.186	110.6	28.955	82.0	2:39.372	
4	50.163	105.8	1:19.054	110.9	29.724	80.4	2:38.941		13	50.238	101.7	1:19.998	111.1	29.487	80.9	2:39.723	
5	50.976	104.0	1:20.910	113.9	29.457	79.9	2:41.343		14	50.333	102.5	1:20.234	110.2	28.996	82.5	2:39.563	
6	51.942	102.0	1:19.786	113.0	28.767	82.4	2:40.495		15	50.440	102.5	1:20.705	110.9	28.903	83.0	2:40.048	
7	50.942	105.7	1:19.793	110.0	28.865	82.0	2:39.600		16	50.952	102.5	1:20.283	110.4	28.907	83.0	2:40.142	
8	50.759	103.2	1:19.450	110.6	28.803	82.6	2:39.012		17	50.132	102.8	1:19.873	111.3	29.125	82.1	2:39.130	
9	50.362	102.5	1:19.506	111.3	In		2:40.787	P	18								

192 Thomas/Lockie (THA) — Ford Falcon

lap	Sect-1	Speed	Sect-2	Speed	Sect-3	Speed	Laptime	Pit	lap	Sect-1	Speed	Sect-2	Speed	Sect-3	Speed	Laptime	Pit
1		47.0	1:57.182	46.7	44.225	71.2	4:00.897		10	49.480	122.0	1:16.639	137.0	In		2:34.961	P
2	54.128	113.0	1:19.563	135.0	30.105	81.1	2:43.796		11	Out	120.1	1:18.160	130.3	30.071	83.3	4:02.167	P
3	49.711	119.4	1:18.325	126.1	29.508	85.4	2:37.544		12	48.873	116.9	1:17.903	136.1	29.709	83.9	2:36.485	
4	48.525	116.1	1:17.477	138.4	29.401	87.8	2:35.403		13	48.854	116.9	1:17.086	135.8	30.496	84.2	2:36.436	
5	48.356	117.9	1:16.625	138.7	29.110	86.3	2:34.091		14	48.876	119.8	1:17.303	135.3	29.799	82.4	2:35.978	
6	48.792	116.9	1:17.059	134.5	29.773	84.1	2:35.624		15	48.633	101.7	1:17.879	137.0	29.683	82.3	2:36.195	
7	48.826	120.9	1:16.801	137.2	29.511	84.2	2:35.138		16	48.765	122.9	1:17.492	137.5	29.909	84.9	2:36.166	
8	48.023	125.0	1:16.949	137.0	28.952	84.7	2:33.924		17	48.572	118.6	1:17.891	137.2	29.673	82.5	2:36.136	
9	48.611	120.7	1:17.091	134.8	29.298	84.5	2:35.000		18								

211 Steve Maxted (THD) — Austin Mini Cooper S

lap	Sect-1	Speed	Sect-2	Speed	Sect-3	Speed	Laptime	Pit	lap	Sect-1	Speed	Sect-2	Speed	Sect-3	Speed	Laptime	Pit
1		44.5	1:56.694	46.9	43.136	66.5	4:02.454		10	51.141	101.4	1:34.730	109.5	29.226	83.5	2:55.097	
2	55.122	102.3	1:24.015	111.8	31.199	79.6	2:50.336		11	51.157	100.9	1:20.804	109.3	29.646	82.5	2:41.607	
3	51.037	104.2	1:20.991	112.2	29.543	81.9	2:41.571		12	50.846	101.1	1:21.570	110.9	29.125	82.8	2:41.541	
4	51.454	103.7	1:21.900	113.0	29.800	83.0	2:43.154		13	50.695	101.7	1:21.072	109.8	29.422	82.5	2:41.189	
5	51.040	103.2	1:20.895	112.4	29.020	84.0	2:40.955		14	51.338	91.1	1:21.676	110.2	29.151	82.1	2:42.165	
6	51.419	103.4	1:20.402	112.0	29.773	81.8	2:41.594		15	50.356	101.2	1:20.731	109.8	29.580	82.3	2:40.667	
7	51.303	104.2	1:20.830	110.0	In		2:44.785	P	16	51.599	102.9	1:20.533	109.3	29.133	82.3	2:41.265	
8	Out	100.6	1:20.916	108.6	29.125	83.3	4:04.033	P	17	51.639	101.7	1:20.515	110.7	29.185	82.7	2:41.339	
9	50.343	102.3	1:20.528	109.8	28.929	84.1	2:39.800		18								

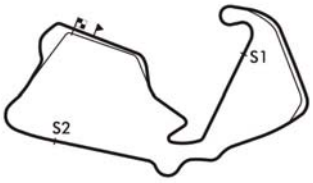

Session Start: 17:13:59 - Finish: 18:00:26
Weather/Track Conditions: Bright / Dry
Circuit: Silverstone Historic Grand Prix
Track Length: 5.857 Km - 3.6394 miles
Printed: 22-07-2018 - 18:07

MST
Results: www.mstworld.com. Live Timing: https://livetiming.getraceresults.com/mst. Email: timing@mstworld.com

Silverstone Classic - 20 - 22 Jul 2018

Transatlantic Trophy for Pre '66 Touring Cars

Race 21 - Sector Analysis

263 Bill Shepherd (THA) — Ford Galaxie

lap	Sect-1	Speed	Sect-2	Speed	Sect-3	Speed	Laptime	Pit	lap	Sect-1	Speed	Sect-2	Speed	Sect-3	Speed	Laptime	Pit
1		49.7	1:57.303	48.1	45.579	67.9	4:00.001		10	49.288	118.4	1:17.899	133.7	In		2:41.767	P
2	54.588	107.2	1:20.159	123.8	30.866	84.5	2:45.613		11	Out	116.3	1:18.348	133.2	29.487	86.1	3:59.144	P
3	49.718	108.9	1:17.828	131.6	30.547	86.8	2:38.093		12	48.402	122.7	1:17.170	135.6	30.939	81.9	2:36.511	
4	51.013	113.4	1:17.987	128.3	30.345	86.8	2:39.345		13	48.619	122.5	1:18.305	131.3	30.338	82.2	2:37.262	
5	49.046	119.6	1:18.076	124.0	30.025	84.1	2:37.147		14	48.757	117.5	1:18.509	132.6	29.644	83.1	2:36.910	
6	48.486	110.6	1:17.879	133.4	29.242	86.9	2:35.607		15	49.269	113.7	1:17.421	136.4	29.047	85.1	2:35.737	
7	48.407	119.2	1:17.018	135.6	29.706	87.7	2:35.131		16	48.465	111.5	1:17.530	128.6	29.582	83.9	2:35.577	
8	48.214	116.7	1:17.519	134.5	29.491	86.7	2:35.224		17	48.540	119.4	1:17.674	134.8	29.449	86.5	2:35.663	
9	48.434	116.7	1:17.778	134.2	29.426	83.0	2:35.638		18								

266 McInerney/Thorpe (THA) — Ford Mustang

lap	Sect-1	Speed	Sect-2	Speed	Sect-3	Speed	Laptime	Pit	lap	Sect-1	Speed	Sect-2	Speed	Sect-3	Speed	Laptime	Pit
1		56.2	1:58.126	56.3	50.111	59.3	3:58.312		10	48.442	120.9	1:16.224	133.7	In		2:36.245	P
2	50.552	120.3	1:15.667	131.8	28.327	88.8	2:34.546		11	Out	109.7	1:18.790	133.2	30.742	75.5	3:59.534	P
3	47.624	118.1	1:15.838	131.8	28.545	87.5	2:32.007		12	49.504	109.7	1:17.831	132.1	29.917	84.2	2:37.252	
4	47.789	120.3	1:15.563	132.1	28.835	86.6	2:32.187		13	48.942	106.0	1:17.631	132.9	29.722	85.1	2:36.295	
5	47.580	118.8	1:15.728	132.9	28.696	87.6	2:32.004		14	48.987	103.1	1:18.121	132.1	29.737	84.8	2:36.845	
6	47.624	119.8	1:15.857	133.2	28.989	86.1	2:32.470		15	49.129	110.0	1:17.551	125.2	29.744	86.0	2:36.424	
7	47.543	121.6	1:16.042	132.9	29.401	73.5	2:32.986		16	48.867	106.7	1:17.979	130.1	30.102	83.4	2:36.948	
8	48.577	121.4	1:15.931	131.8	28.675	85.4	2:33.183		17	48.992	115.5	1:17.265	132.6	30.278	84.4	2:36.535	
9	47.570	121.4	1:16.354	133.4	28.977	85.5	2:32.901		18								

321 Graeme Langford (THA) — Ford Mustang

lap	Sect-1	Speed	Sect-2	Speed	Sect-3	Speed	Laptime	Pit	lap	Sect-1	Speed	Sect-2	Speed	Sect-3	Speed	Laptime	Pit
1		46.9	1:57.762	46.3	43.814	67.2	4:01.784		10	48.318	106.4	1:18.310	120.1	30.042	86.3	2:36.670	
2	54.836	106.9	1:20.073	133.7	29.722	88.5	2:44.631		11	48.663	106.7	1:17.198	130.1	29.605	88.0	2:35.466	
3	51.311	104.4	1:18.456	132.9	29.230	89.1	2:38.997		12	48.325	107.7	1:17.892	133.2	29.661	87.5	2:35.878	
4	49.624	105.5	1:18.687	132.1	30.100	88.1	2:38.411		13	48.944	108.9	1:18.045	132.9	29.978	87.3	2:36.967	
5	49.513	108.8	1:17.964	117.1	29.983	87.5	2:37.460		14	48.584	106.5	1:18.269	131.1	29.814	86.3	2:36.667	
6	49.759	114.5	1:16.861	132.9	30.271	88.5	2:36.891		15	48.611	104.9	1:17.991	132.6	30.010	87.4	2:36.612	
7	49.014	109.5	1:17.731	131.3	29.789	87.4	2:36.534		16	48.722	110.7	1:17.566	130.3	30.300	87.3	2:36.588	
8	58.020	111.1	1:17.712	121.8	In		2:48.978	P	17	48.914	112.4	1:18.121	126.4	30.394	83.8	2:37.429	
9	Out	114.3	1:17.063	126.1	29.870	88.9	3:58.182	P	18								

711 Lewis/Camp (THD) — Austin Mini Cooper S

lap	Sect-1	Speed	Sect-2	Speed	Sect-3	Speed	Laptime	Pit	lap	Sect-1	Speed	Sect-2	Speed	Sect-3	Speed	Laptime	Pit
1		46.8	1:56.898	48.0	46.487	62.9	3:59.340		10	52.449	99.1	1:21.808	106.4	29.002	81.6	2:43.259	
2	56.160	101.8	1:23.804	112.0	31.277	79.9	2:51.241		11	52.883	98.3	1:21.744	107.4	In		2:46.495	P
3	51.866	102.3	1:20.465	112.0	28.850	81.8	2:41.181		12	Out	99.7	1:22.773	108.1	30.293	81.1	4:08.820	P
4	51.268	102.3	1:20.476	110.9	29.289	81.0	2:41.033		13	51.304	100.0	1:22.670	107.0	30.789	80.6	2:44.763	
5	50.794	103.7	1:20.780	111.1	28.902	81.1	2:40.476		14	52.107	99.9	1:22.530	107.0	29.387	83.8	2:44.024	
6	51.164	101.7	1:21.159	108.1	28.718	81.9	2:41.041		15	50.888	99.7	1:22.268	107.2	29.714	82.1	2:42.870	
7	52.025	99.3	1:21.769	106.2	29.095	81.6	2:42.889		16	51.434	101.4	1:22.780	104.5	30.447	82.7	2:44.661	
8	52.569	99.0	1:21.127	106.7	29.086	80.5	2:42.782		17	52.170	98.3	1:22.568	108.4	31.085	81.7	2:45.823	
9	52.586	98.7	1:21.519	106.0	29.193	79.6	2:43.298		18								

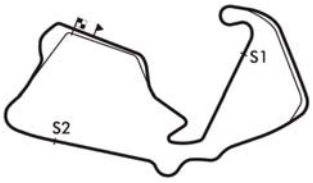

Session Start: 17:13:59 - Finish: 18:00:26
Weather/Track Conditions: Bright / Dry
Circuit: Silverstone Historic Grand Prix
Track Length: 5.857 Km - 3.6394 miles
Printed: 22-07-2018 - 18:07

MST
Results: www.mstworld.com. Live Timing: https://livetiming.getraceresults.com/mst. Email: timing@mstworld.com

Silverstone Classic - 20 - 22 Jul 2018

Transatlantic Trophy for Pre '66 Touring Cars

Race 21 - Best Sector Times

	SECTOR 1			SECTOR 2			SECTOR 3		
	NO	TIME	LAP	NO	TIME	LAP	NO	TIME	LAP
1	9	47.438	8	9	1:15.360	17	266	28.327	2
2	37	47.466	12	266	1:15.563	4	17	28.329	8
3	266	47.543	7	37	1:15.962	13	20	28.357	7
4	8	47.777	11	3	1:16.180	8	43	28.542	4
5	3	47.806	6	6	1:16.538	12	10	28.584	11
6	192	48.023	8	8	1:16.579	11	9	28.659	14
7	40	48.078	8	17	1:16.606	9	1	28.668	17
8	6	48.129	12	192	1:16.625	5	711	28.718	6
9	17	48.157	9	88	1:16.757	5	46	28.746	16
10	263	48.214	8	40	1:16.778	6	44	28.761	6
11	83	48.278	17	166	1:16.790	12	77	28.765	17
12	321	48.318	10	321	1:16.861	6	176	28.767	6
13	10	48.406	9	83	1:16.877	5	142	28.773	7
14	166	48.409	11	10	1:16.926	5	21	28.899	13
15	88	48.747	9	263	1:17.018	7	8	28.928	9
16	35	48.847	17	35	1:17.332	11	211	28.929	9
17	123	48.853	3	98	1:18.236	6	192	28.952	8
18	91	48.920	4	176	1:18.714	3	263	29.047	15
19	98	49.333	17	14	1:18.854	14	37	29.052	11
20	20	49.747	9	46	1:19.026	4	166	29.091	11
21	14	49.771	13	91	1:19.073	4	40	29.123	9
22	66	49.833	15	142	1:19.154	4	98	29.155	16
23	46	49.844	8	77	1:19.402	6	88	29.166	5
24	43	49.881	9	1	1:19.423	6	91	29.195	4
25	1	49.908	16	20	1:19.545	9	6	29.208	15
26	21	50.029	7	21	1:19.545	7	321	29.230	3
27	176	50.132	17	44	1:19.564	6	35	29.243	17
28	65	50.169	5	66	1:19.595	5	4	29.296	5
29	44	50.204	17	123	1:19.597	3	3	29.334	7
30	211	50.343	9	43	1:19.601	3	83	29.365	15
31	51	50.349	11	4	1:19.916	5	92	29.423	3
32	142	50.446	8	65	1:20.003	5	66	29.995	4
33	4	50.481	5	211	1:20.402	6	123	30.050	5
34	136	50.509	5	711	1:20.465	3	104	30.170	7
35	77	50.519	14	136	1:20.631	4	30	30.191	16
36	711	50.794	5	30	1:21.047	13	99	30.219	11
37	30	50.845	14	51	1:21.195	10	14	30.266	15
38	92	50.933	4	92	1:21.754	3	48	30.285	14
39	48	51.042	12	48	1:21.857	15	65	30.350	6
40	22	51.825	8	28	1:21.897	3	15	30.447	11
41	15	51.891	5	22	1:22.008	8	136	30.473	6
42	74	52.140	15	15	1:22.313	10	51	30.487	11
43	99	52.320	12	104	1:23.081	8	28	30.586	2
44	104	52.607	5	99	1:23.301	7	122	31.008	10
45	28	52.800	3	74	1:23.458	16	22	31.761	7
46	122	52.866	11	122	1:24.513	9	74	32.500	8
47	23	55.205	2	23	1:57.810	1	23	41.399	0

IDEAL / BEST LAP COMPARISON

NO	NAME	BEST	IN	IDEAL	DIFF
266	McInerney/Thorpe	2:32.004	5	2:31.433	+0.571
9	Craig Davies	2:32.140	17	2:31.457	+0.683
37	Gardiner/Wolfe	2:32.900	12	2:32.480	+0.420
8	Buckley/Huff	2:33.336	11	2:33.284	+0.052
17	Steve Soper	2:33.404	9	2:33.092	+0.312
192	Thomas/Lockie	2:33.924	8	2:33.600	+0.324
3	Peter Klutt	2:34.057	12	2:33.320	+0.737
10	Rovelli/Perfetti	2:34.130	9	2:33.916	+0.214
40	Hetherington/Myers	2:34.303	9	2:33.979	+0.324
6	Mann/Young	2:34.324	12	2:33.875	+0.449
166	Rob Fenn	2:34.347	11	2:34.290	+0.057
88	Minshaw/Melling	2:34.857	5	2:34.670	+0.187
83	Ben Mitchell	2:34.986	5	2:34.520	+0.466
263	Bill Shepherd	2:35.131	7	2:34.279	+0.852
321	Graeme Langford	2:35.466	11	2:34.409	+1.057
35	Mark Burton	2:35.575	17	2:35.422	+0.153
91	Martin Strommen	2:37.188	4	2:37.188	+0.000
98	Graham Pattle	2:37.447	7	2:36.724	+0.723
46	Curley/Sollis	2:37.753	8	2:37.616	+0.137
176	Nick Swift	2:38.042	3	2:37.613	+0.429
20	Endaf Owens	2:38.177	6	2:37.649	+0.528
142	Chris Morgan	2:38.580	4	2:38.373	+0.207
1	Lewis/Sullivan	2:38.599	17	2:37.999	+0.600
44	Bell/Ferguson	2:39.139	6	2:38.529	+0.610
43	Chris Middlehurst	2:39.143	3	2:38.024	+1.119
21	Dave Edgecombe	2:39.180	13	2:38.473	+0.707
77	Kendall/Smith	2:39.378	15	2:38.686	+0.692
123	Burke/Saunders	2:39.531	3	2:38.500	+1.031
4	Jackson/Attard	2:39.693	5	2:39.693	+0.000
211	Steve Maxted	2:39.800	9	2:39.674	+0.126
711	Lewis/Camp	2:40.476	5	2:39.977	+0.499
14	Glover/Hadfield	2:40.601	11	2:38.891	+1.710
66	Lund/Berg	2:40.714	15	2:39.423	+1.291
65	Nicholas Ruddell	2:40.747	5	2:40.522	+0.225
51	Nicholas King	2:42.051	11	2:42.031	+0.020
136	Nigel Batchelor	2:42.071	3	2:41.613	+0.458
30	Abbott/Hartley	2:42.556	14	2:42.083	+0.473
92	Jones/Caine	2:43.927	3	2:42.110	+1.817
48	James/Stretton	2:44.070	14	2:43.184	+0.886
15	Jonathan Kent	2:45.274	11	2:44.651	+0.623
28	Raymond Low	2:45.354	3	2:45.283	+0.071
99	Kevin O'Connor	2:46.196	13	2:45.840	+0.356
104	Letts/James	2:46.354	7	2:45.858	+0.496
22	Artam/Isik	2:47.521	5	2:45.594	+1.927
74	Jon Miles	2:48.476	16	2:48.098	+0.378
122	Donald Racine	2:50.227	10	2:48.387	+1.840
23	Andrea Stortoni	4:00.952	1	3:34.414	+26.538

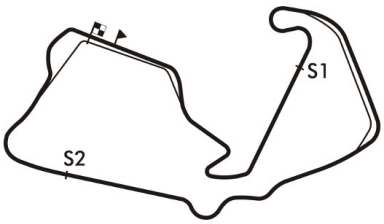

Session Start: 17:13:59 - Finish: 18:00:26
Weather/Track Conditions: Bright / Dry
Circuit: Silverstone Historic Grand Prix
Track Length: 5.857 Km - 3.6394 miles

Printed: 22-07-2018 - 18:07

Silverstone Classic - 20 - 22 Jul 2018

Transatlantic Trophy for Pre '66 Touring Cars

Race 21 - Best Sector Speeds

	NO	SECTOR 1	MPH	NO	SECTOR 2	MPH	NO	SECTOR 3	MPH
1	37	Gardiner/Wolfe	126.4	37	Gardiner/Wolfe	139.2	3	Peter Klutt	89.4
2	192	Thomas/Lockie	125.0	3	Peter Klutt	138.9	9	Craig Davies	89.4
3	3	Peter Klutt	122.7	192	Thomas/Lockie	138.7	83	Ben Mitchell	89.4
4	263	Bill Shepherd	122.7	9	Craig Davies	137.5	37	Gardiner/Wolfe	89.1
5	266	McInerney/Thorpe	121.6	263	Bill Shepherd	136.4	321	Graeme Langford	89.1
6	9	Craig Davies	121.4	88	Minshaw/Melling	135.8	6	Mann/Young	88.8
7	88	Minshaw/Melling	121.4	6	Mann/Young	135.3	266	McInerney/Thorpe	88.8
8	8	Buckley/Huff	120.9	166	Rob Fenn	134.8	35	Mark Burton	88.5
9	65	Nicholas Ruddell	120.5	83	Ben Mitchell	134.2	166	Rob Fenn	87.8
10	40	Hetherington/Myers	119.8	266	McInerney/Thorpe	133.7	192	Thomas/Lockie	87.8
11	35	Mark Burton	119.2	321	Graeme Langford	133.7	263	Bill Shepherd	87.7
12	6	Mann/Young	116.3	65	Nicholas Ruddell	133.4	17	Steve Soper	87.6
13	83	Ben Mitchell	115.7	8	Buckley/Huff	131.1	8	Buckley/Huff	87.5
14	14	Glover/Hadfield	115.3	14	Glover/Hadfield	130.1	40	Hetherington/Myers	87.5
15	17	Steve Soper	114.9	40	Hetherington/Myers	129.8	98	Graham Pattle	87.0
16	321	Graeme Langford	114.5	123	Burke/Saunders	129.8	10	Rovelli/Perfetti	86.9
17	10	Rovelli/Perfetti	113.4	35	Mark Burton	129.3	123	Burke/Saunders	86.6
18	166	Rob Fenn	113.0	136	Nigel Batchelor	128.8	65	Nicholas Ruddell	85.9
19	123	Burke/Saunders	112.8	51	Nicholas King	125.9	136	Nigel Batchelor	85.9
20	136	Nigel Batchelor	112.4	74	Jon Miles	125.4	88	Minshaw/Melling	85.8
21	91	Martin Strommen	112.2	10	Rovelli/Perfetti	123.8	91	Martin Strommen	85.8
22	22	Artam/Isik	111.5	17	Steve Soper	122.5	14	Glover/Hadfield	85.7
23	51	Nicholas King	111.3	22	Artam/Isik	121.8	66	Lund/Berg	85.1
24	98	Graham Pattle	110.9	91	Martin Strommen	119.2	92	Jones/Caine	84.1
25	66	Lund/Berg	110.7	66	Lund/Berg	118.8	211	Steve Maxted	84.1
26	23	Andrea Stortoni	109.3	98	Graham Pattle	117.5	1	Lewis/Sullivan	84.0
27	142	Chris Morgan	109.1	30	Abbott/Hartley	117.1	20	Endaf Owens	83.9
28	30	Abbott/Hartley	108.1	48	James/Stretton	116.1	21	Dave Edgecombe	83.8
29	4	Jackson/Attard	107.0	4	Jackson/Attard	114.9	711	Lewis/Camp	83.8
30	74	Jon Miles	107.0	43	Chris Middlehurst	114.5	44	Bell/Ferguson	83.7
31	21	Dave Edgecombe	106.9	46	Curley/Sollis	114.5	43	Chris Middlehurst	83.6
32	48	James/Stretton	106.4	77	Kendall/Smith	114.5	51	Nicholas King	83.6
33	1	Lewis/Sullivan	106.0	176	Nick Swift	114.5	4	Jackson/Attard	83.4
34	176	Nick Swift	105.8	1	Lewis/Sullivan	113.6	46	Curley/Sollis	83.2
35	46	Curley/Sollis	105.7	21	Dave Edgecombe	113.4	176	Nick Swift	83.2
36	77	Kendall/Smith	105.2	92	Jones/Caine	113.4	142	Chris Morgan	83.1
37	44	Bell/Ferguson	104.9	20	Endaf Owens	113.2	30	Abbott/Hartley	82.8
38	28	Raymond Low	104.7	142	Chris Morgan	113.2	22	Artam/Isik	82.6
39	43	Chris Middlehurst	104.5	44	Bell/Ferguson	113.0	77	Kendall/Smith	82.5
40	20	Endaf Owens	104.4	211	Steve Maxted	113.0	48	James/Stretton	82.1

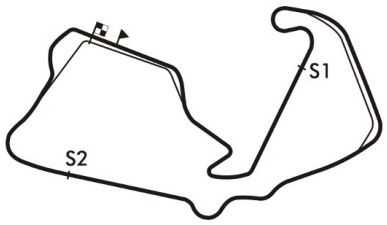

Session Start: 17:13:59 - Finish: 18:00:26
Weather/Track Conditions: Bright / Dry
Circuit: Silverstone Historic Grand Prix
Track Length: 5.857 Km - 3.6394 miles
Printed: 22-07-2018 - 18:08

Silverstone Classic - 20 - 22 Jul 2018

Transatlantic Trophy for Pre '66 Touring Cars

Race 21 - Best Sector Speeds

41	211	Steve Maxted	104.2	15	Jonathan Kent	112.6	104	Letts/James	81.4
42	92	Jones/Caine	103.7	28	Raymond Low	112.0	99	Kevin O'Connor	81.2
43	711	Lewis/Camp	103.7	711	Lewis/Camp	112.0	28	Raymond Low	80.1
44	15	Jonathan Kent	103.2	122	Donald Racine	110.6	74	Jon Miles	78.9
45	122	Donald Racine	102.8	104	Letts/James	109.5	15	Jonathan Kent	77.3
46	104	Letts/James	100.5	99	Kevin O'Connor	109.1	122	Donald Racine	76.7
47	99	Kevin O'Connor	100.3	23	Andrea Stortoni	45.5	23	Andrea Stortoni	69.5

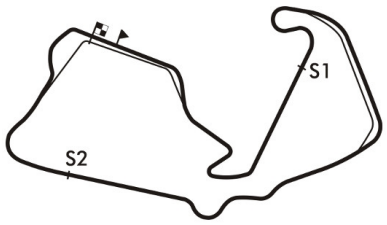

Session Start: 17:13:59 - Finish: 18:00:26
Weather/Track Conditions: Bright / Dry
Circuit: Silverstone Historic Grand Prix
Track Length: 5.857 Km - 3.6394 miles

Printed: 22-07-2018 - 18:08

Silverstone Classic - 20 - 22 Jul 2018

Transatlantic Trophy for Pre '66 Touring Cars

Race 21 - Lap Chart

Lap 1			Lap 2			Lap 3			Lap 4			Lap 5			Lap 6		
NO	Behind	Laptime	NO	Behind	Laptime	NO	Behind	Laptime	NO	Behind	Laptime	NO	Behind	Laptime	NO	Behind	Laptime
8		3:57.249	266		2:34.546	266		2:32.007	266		2:32.187	266		2:32.004	266		2:32.470
37	0.295	3:57.544	37	4.804	2:40.118	37	6.316	2:33.519	37	7.576	2:33.447	37	9.323	2:33.751	37	11.839	2:34.986
10	0.422	3:57.671	8	5.511	2:41.120	8	10.625	2:37.121	9	14.475	2:34.901	9	15.995	2:33.524	9	16.465	2:32.940
43	0.588	3:57.837	17	5.723	2:40.614	17	10.823	2:37.107	8	16.290	2:37.852	8	20.349	2:36.063	40	23.664	2:35.355
17	0.718	3:57.967	40	7.113	2:41.090	40	11.401	2:36.295	40	17.070	2:37.856	40	20.779	2:35.713	8	25.268	2:37.389
266	1.063	3:58.312	10	7.376	2:42.563	9	11.761	2:34.528	17	17.285	2:38.649	17	20.964	2:35.683	192	25.829	2:35.624
176	1.213	3:58.462	20	7.603	2:41.866	10	12.191	2:36.822	10	17.519	2:37.515	10	21.147	2:35.632	10	26.019	2:37.342
20	1.346	3:58.595	43	7.952	2:42.973	20	14.488	2:38.892	192	20.588	2:35.403	192	22.675	2:34.091	17	26.282	2:37.788
4	1.458	3:58.707	176	8.773	2:43.169	176	14.808	2:38.042	88	21.228	2:36.654	88	24.081	2:34.857	88	27.076	2:35.465
40	1.632	3:58.881	9	9.240	2:39.724	43	15.088	2:39.143	176	21.562	2:38.941	83	26.405	2:34.986	83	29.575	2:35.640
44	1.730	3:58.979	123	10.835	2:44.107	88	16.761	2:37.480	43	22.073	2:39.172	3	27.229	2:34.895	3	29.948	2:35.189
711	2.091	3:59.340	4	11.070	2:45.221	192	17.372	2:37.544	20	22.313	2:40.012	20	29.456	2:39.147	263	34.280	2:35.607
123	2.337	3:59.586	88	11.288	2:44.061	123	18.359	2:39.531	83	23.423	2:36.521	176	30.901	2:41.343	20	35.163	2:38.177
142	2.482	3:59.731	192	11.835	2:43.796	263	18.842	2:38.093	3	24.338	2:36.880	263	31.143	2:37.147	6	36.109	2:36.998
263	2.752	4:00.001	44	12.037	2:45.916	83	19.089	2:38.013	123	25.742	2:39.570	43	31.389	2:41.320	321	36.648	2:36.891
88	2.836	4:00.085	142	12.572	2:45.699	3	19.645	2:37.596	263	26.000	2:39.345	6	31.581	2:37.120	176	38.926	2:40.495
46	3.293	4:00.542	263	12.756	2:45.613	321	20.547	2:38.997	6	26.465	2:36.844	321	32.227	2:37.460	43	39.236	2:40.317
1	3.301	4:00.550	83	13.083	2:43.287	4	21.393	2:42.330	321	26.771	2:38.411	91	34.433	2:38.187	142	43.992	2:39.714
192	3.648	4:00.897	321	13.557	2:44.631	6	21.808	2:38.211	91	28.250	2:37.188	123	35.817	2:42.079	35	45.797	2:39.128
23	3.703	4:00.952	3	14.056	2:42.416	44	22.920	2:42.890	4	29.988	2:40.782	142	36.748	2:38.743	46	46.161	2:40.503
21	4.077	4:01.326	1	14.357	2:46.665	91	23.249	2:38.915	142	30.009	2:38.580	4	37.677	2:39.693	4	46.540	2:41.333
77	4.132	4:01.381	46	14.621	2:46.937	142	23.616	2:43.051	46	31.108	2:38.888	46	38.128	2:39.024	44	46.832	2:39.139
321	4.535	4:01.784	21	14.964	2:46.496	1	24.289	2:41.939	44	31.309	2:40.576	35	39.139	2:39.393	98	47.876	2:38.092
6	4.632	4:01.881	6	15.604	2:46.581	46	24.407	2:41.793	35	31.750	2:38.503	166	39.746	2:39.595	166	48.346	2:41.070
9	5.125	4:02.374	77	15.944	2:47.421	21	24.670	2:41.713	166	32.155	2:36.520	44	40.163	2:40.858	77	49.387	2:40.091
211	5.205	4:02.454	91	16.341	2:45.921	35	25.434	2:40.504	1	33.071	2:40.969	77	41.766	2:39.666	21	50.589	2:40.055
83	5.405	4:02.654	35	16.937	2:45.583	98	25.826	2:40.460	21	33.144	2:40.661	98	42.254	2:39.591	711	52.786	2:41.041
91	6.029	4:03.278	98	17.373	2:45.722	77	26.054	2:42.117	77	34.104	2:40.237	21	43.004	2:41.864	1	53.602	2:42.809
92	6.466	4:03.715	711	17.723	2:51.241	711	26.897	2:41.181	98	34.667	2:41.028	1	43.263	2:42.196	65	57.057	2:41.079
35	6.963	4:04.212	65	18.824	2:45.629	166	27.822	2:40.182	711	35.743	2:41.033	711	44.215	2:40.476	66	58.380	2:41.708
3	7.249	4:04.498	66	19.252	2:46.662	65	29.297	2:42.480	65	39.705	2:42.595	65	48.448	2:40.747	211	58.538	2:41.594
98	7.260	4:04.509	166	19.647	2:42.112	211	29.496	2:41.571	66	40.218	2:42.314	66	49.142	2:40.928	136	1:06.739	2:43.153
104	7.764	4:05.013	211	19.932	2:50.336	66	30.091	2:42.846	211	40.463	2:43.154	211	49.414	2:40.955	30	1:13.624	2:44.645
66	8.199	4:05.448	92	20.135	2:49.278	92	32.055	2:43.927	136	44.840	2:42.856	136	56.056	2:43.220	51	1:25.791	2:46.216
48	8.370	4:05.619	104	23.577	2:51.422	136	34.171	2:42.071	30	49.131	2:44.380	30	1:01.449	2:44.322	104	1:26.015	2:48.689
65	8.804	4:06.053	30	23.787	2:50.380	30	36.938	2:45.158	104	54.756	2:47.331	104	1:09.796	2:47.044	48	1:27.076	2:46.914
30	9.016	4:06.265	136	24.107	2:49.543	28	39.278	2:45.354	48	56.550	2:47.308	51	1:12.045	2:45.749	15	1:28.428	2:47.200
136	10.173	4:07.422	28	25.931	2:51.077	104	39.612	2:48.042	15	57.462	2:47.131	48	1:12.632	2:48.086	22	1:36.658	2:49.377
28	10.463	4:07.712	48	27.386	2:54.625	48	41.429	2:46.050	51	58.300	2:44.788	15	1:13.698	2:48.240	14	1:37.118	2:49.050
15	11.030	4:08.279	15	28.067	2:52.646	15	42.518	2:46.458	22	1:04.234	2:49.792	22	1:19.751	2:47.521	74	1:52.877	2:51.431
122	11.656	4:08.905	22	29.066	2:50.728	51	45.699	2:48.358	14	1:04.981	2:49.493	14	1:20.538	2:47.561	122	1:52.974	2:53.444
14	13.093	4:10.342	51	29.348	2:50.139	22	46.629	2:49.570	99	1:05.200	2:48.835	99	1:21.944	2:48.748	99	1:59.100	3:09.626
166	13.144	4:10.393	122	30.126	2:54.079	14	47.675	2:47.890	122	1:10.875	2:53.112	122	1:32.000	2:53.129			
74	13.825	4:11.074	99	30.319	2:51.637	99	48.552	2:50.240	74	1:13.264	2:52.216	74	1:33.916	2:52.656			
22	13.947	4:11.196	14	31.792	2:54.308	122	49.950	2:51.831									
99	14.291	4:11.540	74	33.689	2:55.473	74	53.235	2:51.553									
51	14.818	4:12.067															

Session Start: 17:13:59 - Finish: 18:00:26
Weather/Track Conditions: Bright / Dry
Circuit: Silverstone Historic Grand Prix
Track Length: 5.857 Km - 3.6394 miles
Printed: 22-07-2018 - 18:08

MST
Results: www.mstworld.com. Live Timing: https://livetiming.getraceresults.com/mst. Email: timing@mstworld.com

Silverstone Classic - 20 - 22 Jul 2018

Transatlantic Trophy for Pre '66 Touring Cars

Race 21 - Lap Chart

Lap 7			Lap 8			Lap 9			Lap 10			Lap 11			Lap 12		
NO	Behind	Laptime	NO	Behind	Laptime	NO	Behind	Laptime	NO	Behind	Laptime	NO	Behind	Laptime	NO	Behind	Laptime
266		2:32.986	266		2:33.183	266		2:32.901	266		2:36.245	9		2:37.704	266		2:37.252
37	13.514	2:34.661	37	15.027	2:34.696	211	1 LAP	4:04.033	21	1 LAP	2:41.690	65	1 LAP	2:43.583	37	5.464	2:32.900
9	15.967	2:32.488	9	15.322	2:32.538	9	15.856	2:33.435	77	1 LAP	4:08.529	66	1 LAP	4:01.459	99	2 LAPS	2:46.306
40	25.303	2:34.625	40	26.712	2:34.592	37	17.385	2:35.259	65	1 LAP	3:53.056	74	1 LAP	2:51.197	17	11.763	2:34.263
192	27.981	2:35.138	192	28.722	2:33.924	40	28.114	2:34.303	211	1 LAP	2:39.800	40	13.975	2:39.136	104	1 LAP	2:52.709
8	28.219	2:35.937	17	30.906	2:35.434	192	30.821	2:35.000	74	1 LAP	2:52.127	211	1 LAP	2:55.097	9	16.755	4:01.478
17	28.655	2:35.359	10	31.567	2:35.913	17	31.409	2:33.404	9	14.359	2:34.748	83	26.619	2:39.834	4	1 LAP	2:45.345
10	28.837	2:35.804	8	32.884	2:37.848	10	32.796	2:34.130	37	17.587	2:36.447	48	1 LAP	4:08.707	8	23.688	2:34.014
88	30.496	2:36.406	88	33.614	2:36.301	122	1 LAP	3:32.008	40	26.902	2:35.033	51	1 LAP	4:13.250	3	27.672	2:34.057
3	31.248	2:34.286	3	34.001	2:35.936	88	38.677	2:37.964	192	29.537	2:34.961	15	1 LAP	4:06.128	192	31.403	2:36.485
83	34.261	2:37.672	83	36.958	2:35.880	83	39.566	2:35.509	17	32.741	2:37.577	99	2 LAPS	2:49.479	10	32.352	2:34.757
263	36.425	2:35.131	263	38.466	2:35.224	263	41.203	2:35.638	10	33.683	2:37.132	104	1 LAP	4:23.736	263	45.594	2:36.511
6	39.654	2:36.531	6	42.325	2:35.854	6	46.716	2:37.292	83	38.848	2:35.527	266	1:07.471	3:59.534	40	46.067	4:16.815
321	40.196	2:36.534	20	47.269	2:39.703	20	55.005	2:40.637	263	46.725	2:41.767	4	1 LAP	2:46.497	6	46.227	2:34.324
20	40.749	2:38.572	176	51.369	2:39.012	99	2 LAPS	6:37.234	35	1:01.023	2:38.783	37	1:17.287	3:51.763	83	48.759	4:06.863
176	45.540	2:39.600	43	52.557	2:39.845	35	58.485	2:37.642	99	2 LAPS	2:46.494	17	1:22.223	3:41.545	166	50.979	2:35.071
43	45.895	2:39.645	35	53.744	2:37.431	176	59.255	2:40.787	142	1:10.237	2:42.919	711	1:24.131	2:46.495	35	51.491	2:36.497
35	49.496	2:36.685	321	55.991	2:48.978	43	1:01.261	2:41.605	4	1 LAP	5:26.983	8	1:34.397	2:33.336	321	56.255	2:35.878
142	50.508	2:39.502	46	56.056	2:37.753	46	1:03.538	2:40.383	711	1:29.699	2:43.259	3	1:38.338	2:35.006	176	1:01.053	2:39.372
46	51.486	2:38.311	142	56.478	2:39.153	142	1:03.563	2:39.986	8	1:53.124	2:34.405	192	1:39.641	4:02.167	20	1:02.287	2:39.276
98	52.337	2:37.447	98	57.054	2:37.900	98	1:05.115	2:40.962	3	1:55.395	2:34.634	10	1:42.318	4:00.698	22	1 LAP	2:52.145
44	53.665	2:39.819	44	1:00.283	2:39.801	44	1:10.672	2:43.290	30	1:57.589	2:46.867	263	1:53.806	3:59.144	46	1:09.108	2:39.961
4	55.049	2:41.495	4	1:04.700	2:42.834	711	1:22.685	2:43.298	22	1 LAP	5:03.114	6	1:56.626	2:38.534	142	1:17.672	2:40.619
77	56.126	2:39.725	77	1:05.951	2:43.008	66	1:28.734	2:44.721	122	1 LAP	4:06.561	22	1 LAP	2:52.053	98	1:20.169	2:50.261
21	59.691	2:42.088	711	1:12.288	2:42.782	136	1:43.628	2:47.337	6	2:10.155	3:59.684	35	1:59.717	3:50.757	44	1:25.528	2:43.473
711	1:02.689	2:42.889	66	1:16.914	2:41.143	30	1:46.967	2:44.442	166	2:18.347	2:36.850	166	2:00.631	2:34.347	88	1:27.259	2:47.588
66	1:08.954	2:43.560	65	1:25.590	2:45.085	8	1:54.964	3:54.981	176	2:19.343	3:56.333	321	2:05.100	2:35.466	1	1:27.264	2:44.550
211	1:10.337	2:44.785	136	1:29.192	2:44.542	3	1:57.006	3:55.906	20	2:19.483	4:00.723	176	2:06.404	2:39.124	21	1:29.114	2:41.154
65	1:13.688	2:49.617	30	1:35.426	2:43.724	51	2:05.033	2:47.300	321	2:21.697	2:36.670	122	1 LAP	2:50.227	77	1:30.541	2:39.915
136	1:17.833	2:44.080	51	1:50.634	2:45.029	48	2:08.351	2:47.566	43	2:24.118	3:59.102	20	2:07.734	2:40.314	65	1:41.507	2:42.434
30	1:24.885	2:44.247	48	1:53.686	2:46.282	104	2:11.872	2:50.850	46	2:26.430	3:59.137	46	2:13.870	2:39.503	66	1:41.896	2:42.383
51	1:38.788	2:45.983	104	1:53.923	2:47.723	15	2:12.808	2:50.791	98	2:28.150	3:59.280	98	2:14.631	2:38.544	711	1:48.228	4:08.820
104	1:39.383	2:46.354	15	1:54.918	2:46.868	166	2:17.742	2:35.441	88	2:28.485	4:26.053	142	2:21.776	4:03.602	14	2 LAPS	2:42.460
48	1:40.587	2:46.497	14	2:02.741	2:45.787	321	2:21.272	3:58.182	44	2:38.053	4:03.626	88	2:24.394	2:47.972	211	1:53.300	2:41.541
15	1:41.233	2:45.791	22	2:05.480	2:47.240	1	2:34.992	2:42.434	1	2:38.968	2:40.221	44	2:26.778	2:40.788	30	2:16.714	2:44.662
14	1:50.137	2:46.005	166	2:15.202	2:35.730				21	2:44.309	2:39.974	43	2:27.016	2:54.961	51	2:33.370	2:46.067
22	1:51.423	2:47.751	1	2:25.459	2:42.219				77	2:46.711	2:41.377	1	2:27.437	2:40.532			
74	2:11.636	2:51.745	74	2:31.241	2:52.788							21	2:32.683	2:40.437			
122	2:12.067	2:52.079	21	2:31.791	4:05.283							77	2:35.349	2:40.701			
166	2:12.655	3:57.295										65	2:43.796	2:42.776			
1	2:16.423	3:55.807										66	2:44.236	2:42.351			
												14	2 LAPS	8:53.404			
												211	2:56.482	2:41.607			
												74	3:06.780	2:53.424			
												30	3:16.775	4:11.249			
												51	3:32.026	2:42.051			
												48	3:34.386	2:45.636			

Session Start: 17:13:59 - Finish: 18:00:26
Weather/Track Conditions: Bright / Dry
Circuit: Silverstone Historic Grand Prix
Track Length: 5.857 Km - 3.6394 miles
Printed: 22-07-2018 - 18:08

MST
Results: www.mstworld.com. Live Timing: https://livetiming.getraceresults.com/mst. Email: timing@mstworld.com

Silverstone Classic - 20 - 22 Jul 2018

Transatlantic Trophy for Pre '66 Touring Cars

Race 21 - Lap Chart

Lap 13			Lap 14			Lap 15			Lap 16			Lap 17		
NO	Behind	Laptime	NO	Behind	Laptime	NO	Behind	Laptime	NO	Behind	Laptime	NO	Behind	Laptime
266		2:36.295	266		2:36.845	37		2:33.608	37		2:33.468	37		2:33.715
15	1 LAP	2:47.708	37	0.175	2:34.110	266	2.641	2:36.424	30	1 LAP	2:43.147	9	7.934	2:32.140
37	2.910	2:33.741	51	1 LAP	2:45.182	9	9.890	2:33.850	266	6.121	2:36.948	266	8.941	2:36.535
17	10.321	2:34.853	17	8.122	2:34.646	17	10.524	2:36.185	9	9.509	2:33.087	17	11.887	2:34.338
48	1 LAP	2:58.621	9	9.823	2:32.219	51	1 LAP	2:44.392	17	11.264	2:34.208	30	1 LAP	2:43.808
9	14.449	2:33.989	15	1 LAP	2:46.888	8	22.600	2:34.519	8	24.086	2:34.954	8	25.396	2:35.025
99	2 LAPS	2:46.618	48	1 LAP	2:46.374	15	1 LAP	2:47.694	51	1 LAP	2:45.532	3	30.932	2:35.478
8	24.520	2:37.127	8	21.864	2:34.189	3	27.603	2:36.854	3	29.169	2:35.034	192	38.208	2:36.136
3	27.083	2:35.706	3	24.532	2:34.294	48	1 LAP	2:44.070	192	35.787	2:36.166	10	38.380	2:35.063
4	1 LAP	2:47.045	99	2 LAPS	2:46.208	192	33.089	2:36.195	10	37.032	2:37.158	51	1 LAP	2:45.817
192	31.544	2:36.436	192	30.677	2:35.978	10	33.342	2:36.257	15	1 LAP	2:48.237	6	50.561	2:34.924
10	32.090	2:36.033	10	30.868	2:35.623	99	2 LAPS	2:46.196	48	1 LAP	2:45.882	263	52.637	2:35.663
104	1 LAP	2:53.706	6	45.718	2:36.746	6	47.359	2:35.424	6	49.352	2:35.461	15	1 LAP	2:47.287
6	45.817	2:35.885	263	46.626	2:36.910	263	48.580	2:35.737	263	50.689	2:35.577	83	55.060	2:36.384
263	46.561	2:37.262	83	47.990	2:35.135	83	49.836	2:35.629	99	2 LAPS	2:46.902	48	1 LAP	2:44.993
83	49.700	2:37.236	104	1 LAP	2:55.131	35	56.289	2:36.625	83	52.391	2:36.023	35	1:00.987	2:35.575
166	51.740	2:37.056	35	53.447	2:36.500	321	59.578	2:36.612	35	59.127	2:36.306	99	2 LAPS	2:46.543
35	53.792	2:38.596	321	56.749	2:36.667	40	1:08.650	2:40.770	321	1:02.698	2:36.588	321	1:06.412	2:37.429
40	54.526	2:44.754	40	1:01.663	2:43.982	104	1 LAP	2:54.000	40	1:15.776	2:40.594	40	1:23.036	2:40.975
321	56.927	2:36.967	176	1:07.199	2:39.563	176	1:13.464	2:40.048	176	1:20.138	2:40.142	176	1:25.553	2:39.130
176	1:04.481	2:39.723	46	1:17.471	2:40.809	46	1:23.742	2:40.054	104	1 LAP	2:51.175	46	1:37.192	2:41.093
74	1 LAP	4:19.548	74	1 LAP	2:51.740	98	1:29.822	2:39.395	46	1:29.814	2:39.540	98	1:37.872	2:37.488
20	1:05.998	2:40.006	98	1:24.210	2:39.108	142	1:34.104	2:41.095	98	1:34.099	2:37.745	142	1:47.629	2:40.526
46	1:13.507	2:40.694	142	1:26.792	2:41.011	74	1 LAP	2:49.539	142	1:40.818	2:40.182	104	1 LAP	2:52.907
22	1 LAP	2:50.876	44	1:34.732	2:41.157	44	1:40.837	2:39.888	44	1:47.403	2:40.034	44	1:52.899	2:39.211
98	1:21.947	2:38.073	21	1:35.152	2:39.998	1	1:41.851	2:40.029	1	1:48.320	2:39.937	1	1:53.204	2:38.599
142	1:22.626	2:41.249	1	1:35.605	2:40.779	21	1:42.571	2:41.202	21	1:48.764	2:39.661	21	1:55.509	2:40.460
44	1:30.420	2:41.187	77	1:38.288	2:40.498	77	1:43.883	2:39.378	77	1:49.880	2:39.465	77	1:56.284	2:40.119
1	1:31.671	2:40.702	22	1 LAP	2:55.062	22	1 LAP	2:51.985	74	1 LAP	2:50.311	74	1 LAP	2:48.476
21	1:31.999	2:39.180	88	1:49.834	2:48.190	88	2:02.142	2:46.091	66	2:12.754	2:43.785	66	2:21.288	2:42.249
77	1:34.635	2:40.389	66	1:55.506	2:42.311	66	2:02.437	2:40.714	22	1 LAP	2:50.882	14	2 LAPS	2:41.116
88	1:38.489	2:47.525	65	1:57.884	2:45.128	14	2 LAPS	2:41.290	88	2:16.000	2:47.326	211	2:25.819	2:41.339
65	1:49.601	2:44.389	14	2 LAPS	2:41.102	211	2:10.398	2:40.667	14	2 LAPS	2:40.916	65	2:31.870	2:43.620
66	1:50.040	2:44.439	211	2:03.514	2:42.165	65	2:10.439	2:46.338	211	2:18.195	2:41.265	88	2:33.324	2:51.039
711	1:56.696	2:44.763	711	2:03.875	2:44.024	711	2:12.962	2:42.870	65	2:21.965	2:44.994	711	2:36.263	2:45.823
14	2 LAPS	2:40.601	30	2:28.957	2:42.556				711	2:24.155	2:44.661	22	1 LAP	2:55.614
211	1:58.194	2:41.189												
30	2:23.246	2:42.827												

Session Start: 17:13:59 - Finish: 18:00:26
Weather/Track Conditions: Bright / Dry
Circuit: Silverstone Historic Grand Prix
Track Length: 5.857 Km - 3.6394 miles
Printed: 22-07-2018 - 18:08

MST
Results: www.mstworld.com. Live Timing: https://livetiming.getraceresults.com/mst. Email: timing@mstworld.com